VERTICAL RESULT

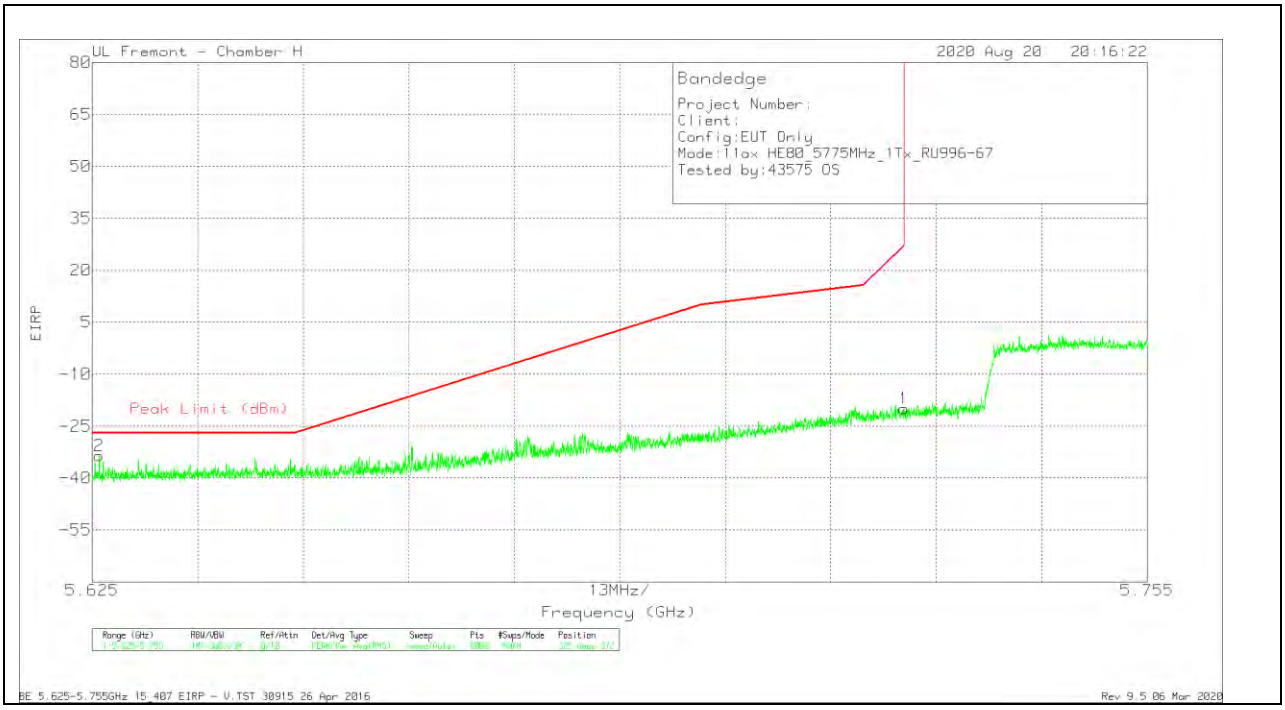

Marker	Frequency (GHz)	Meter Reading (dBm)	Det	AF T863 (dB/m)	Amp/Cbl/Fltr/Pad (dB)	Conversion Factor (dB)	Corrected Reading EIRP	Peak Limit (dBm)	PK Margin (dB)	Azimuth (Degs)	Height (cm)	Polarity
2	5.62586	-59.5	Pk	35.2	-21.1	11.8	-33.6	-27	-6.6	325	372	V
1	5.725	-45.66	Pk	35	-21.1	11.8	-19.96	27	-46.96	325	372	V

Pk - Peak detector

UL VERIFICATION SERVICES INC.
47173 Benicia Street, Fremont, CA 94538; USA TEL:(510) 319-4000 FAX:(510) 661-0888
This report shall not be reproduced except in full, without the written approval of UL Verification Services Inc.

BANDEDGE (CHANNEL 155 HIGH EDGE)

HORIZONTAL RESULT

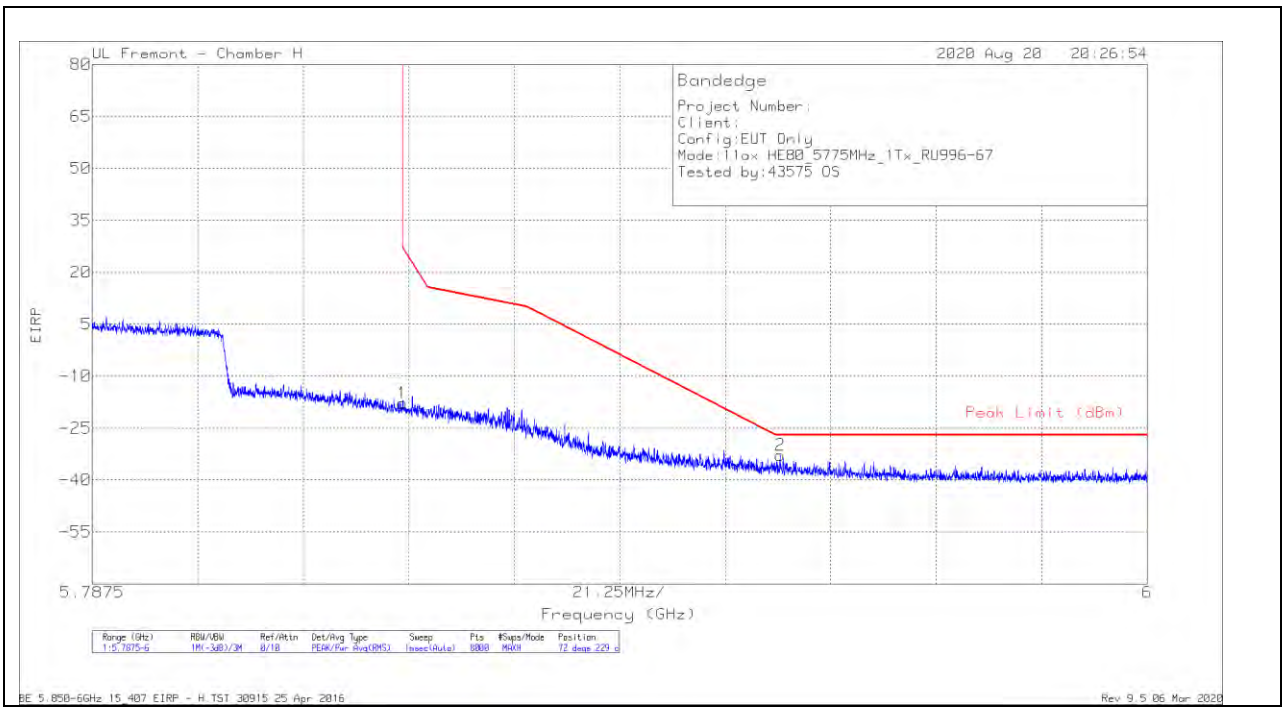

Marker	Frequency (GHz)	Meter Reading (dBm)	Det	AF T863 (dB/m)	Amp/Cbl/Fltr/Pad (dB)	Conversion Factor (dB)	Corrected Reading EIRP	Peak Limit (dBm)	PK Margin (dB)	Azimuth (Degs)	Height (cm)	Polarity
1	5.85001	-43.9	Pk	35	-20.7	11.8	-17.8	26.98	-44.78	72	229	H
2	5.92604	-59.34	Pk	35.1	-20.4	11.8	-32.84	-27	-5.84	72	229	H

Pk - Peak detector

UL VERIFICATION SERVICES INC.
47173 Benicia Street, Fremont, CA 94538; USA TEL:(510) 319-4000 FAX:(510) 661-0888
This report shall not be reproduced except in full, without the written approval of UL Verification Services Inc.

VERTICAL RESULT

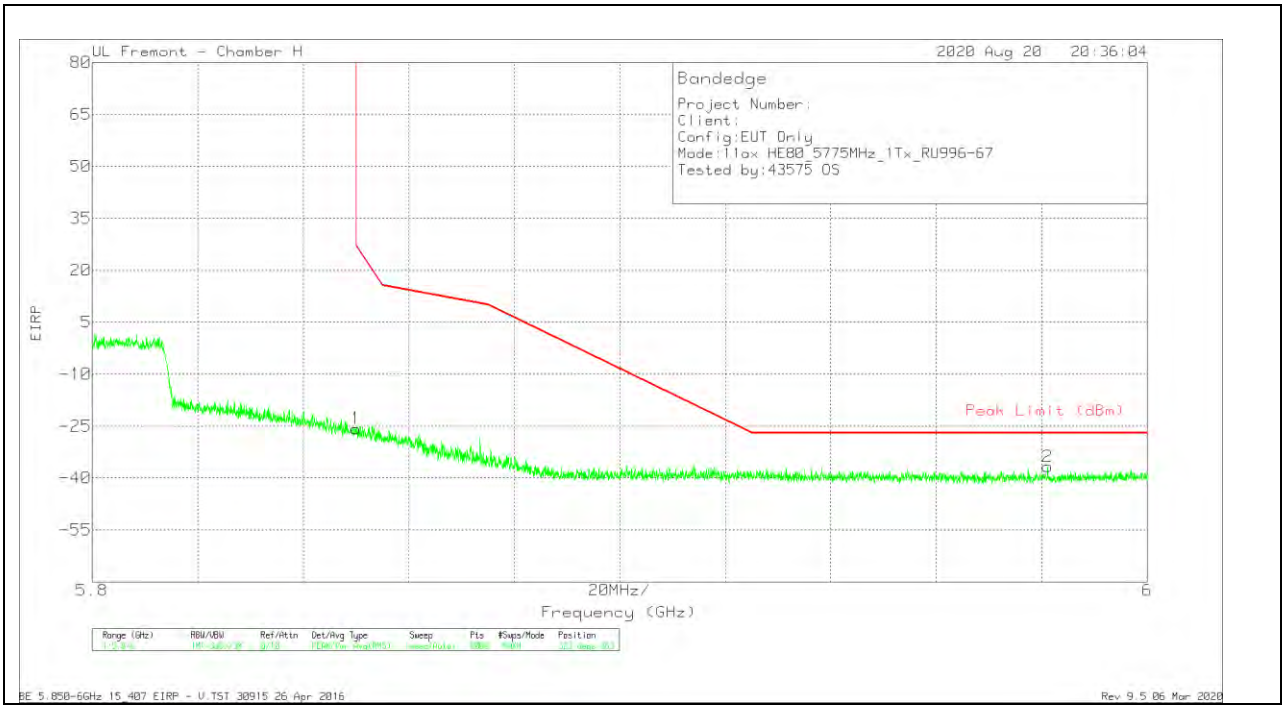

Marker	Frequency (GHz)	Meter Reading (dBm)	Det	AF T863 (dB/m)	Amp/Cbl/Fltr/Pad (dB)	Conversion Factor (dB)	Corrected Reading EIRP	Peak Limit (dBm)	PK Margin (dB)	Azimuth (Degs)	Height (cm)	Polarity
1	5.85001	-51.82	Pk	35	-20.7	11.8	-25.72	26.99	-52.71	323	363	V
2	5.98112	-63.29	Pk	35.2	-20.4	11.8	-36.69	-27	-9.69	323	363	V

Pk - Peak detector

UL VERIFICATION SERVICES INC.
47173 Benicia Street, Fremont, CA 94538; USA TEL:(510) 319-4000 FAX:(510) 661-0888
This report shall not be reproduced except in full, without the written approval of UL Verification Services Inc.

1TX ANT 5 – 26 Tones, RU Index 0

BANDEDGE (CHANNEL 155 LOW EDGE)

HORIZONTAL RESULT

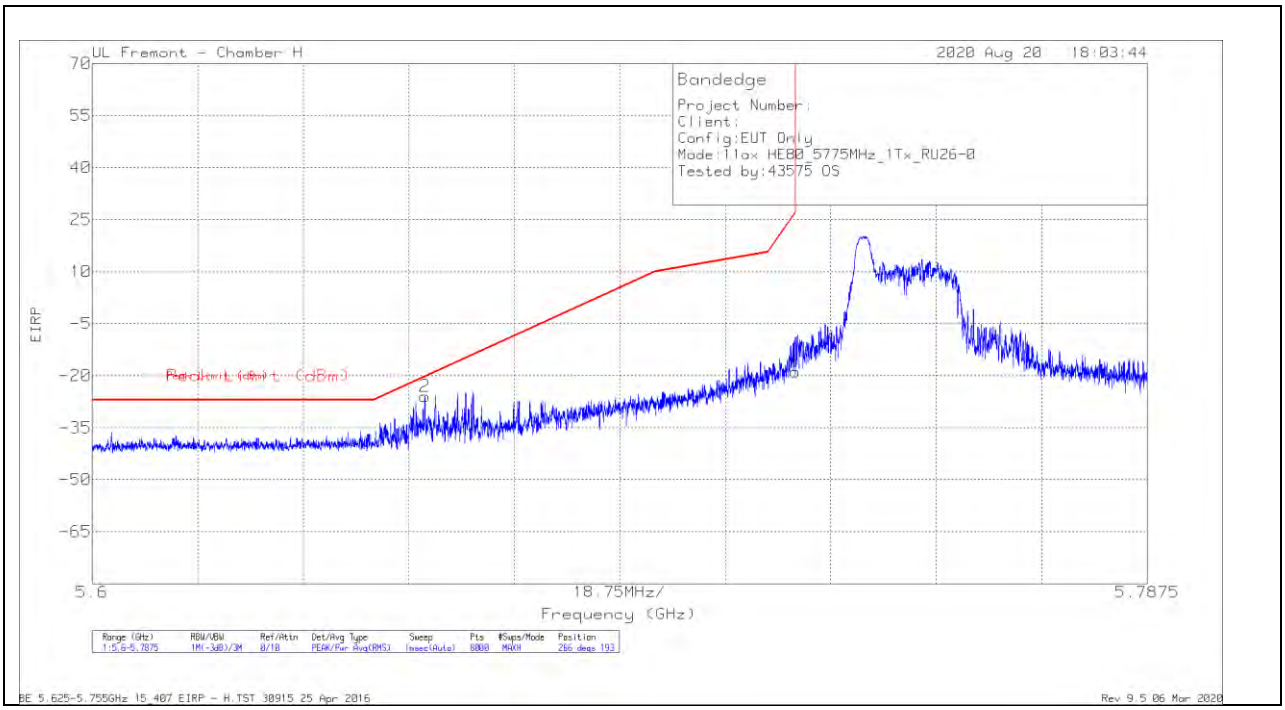

Marker	Frequency (GHz)	Meter Reading (dBm)	Det	AF T863 (dB/m)	Amp/Cbl/Fltr/Pad (dB)	Conversion Factor (dB)	Corrected Reading EIRP	Peak Limit (dBm)	PK Margin (dB)	Azimuth (Degs)	Height (cm)	Polarity
2	5.65912	-51.87	Pk	35.1	-21	11.8	-25.97	-20.25	-5.72	266	193	H
1	5.72498	-44.59	Pk	35	-21.1	11.8	-18.89	26.96	-45.85	266	193	H

Pk - Peak detector

UL VERIFICATION SERVICES INC.
47173 Benicia Street, Fremont, CA 94538; USA TEL:(510) 319-4000 FAX:(510) 661-0888
This report shall not be reproduced except in full, without the written approval of UL Verification Services Inc.

VERTICAL RESULT

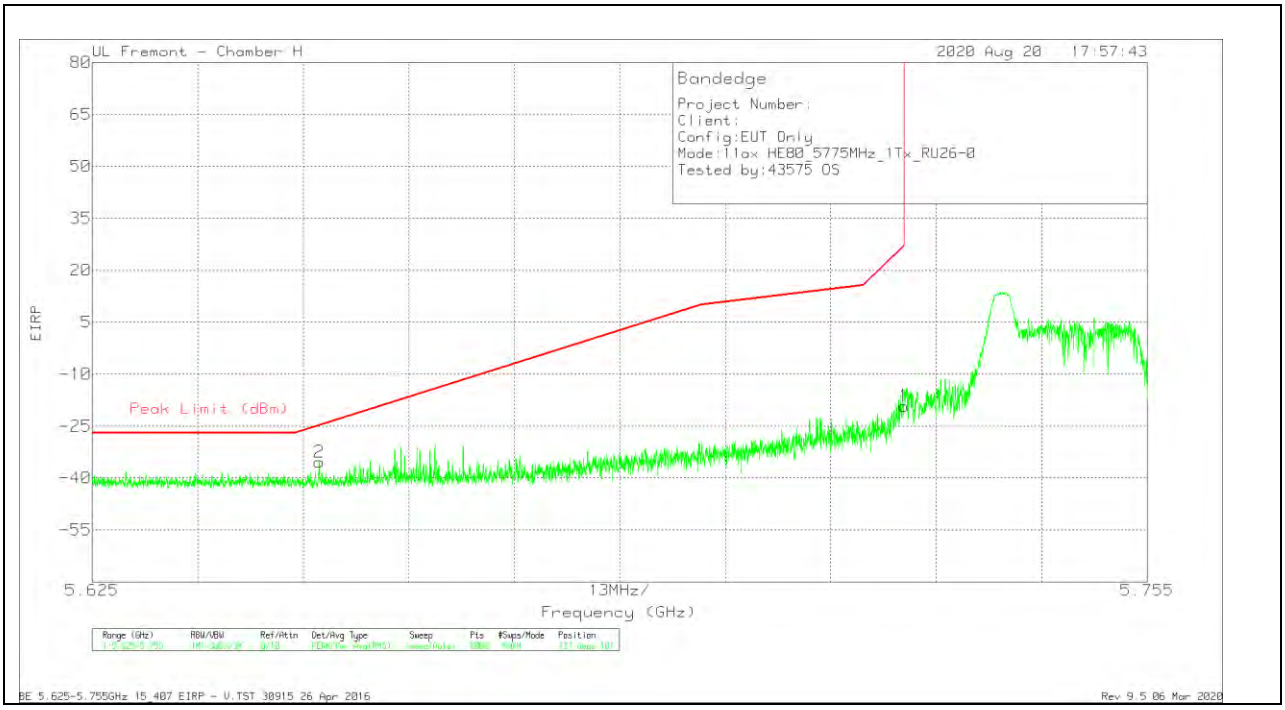

Marker	Frequency (GHz)	Meter Reading (dBm)	Det	AF T863 (dB/m)	Amp/Cbl/Fltr/Pad (dB)	Conversion Factor (dB)	Corrected Reading EIRP	Peak Limit (dBm)	PK Margin (dB)	Azimuth (Degs)	Height (cm)	Polarity
2	5.65297	-61.18	Pk	35.1	-21.1	11.8	-35.38	-24.8	-10.58	137	101	V
1	5.725	-44.9	Pk	35	-21.1	11.8	-19.2	27	-46.2	137	101	V

Pk - Peak detector

UL VERIFICATION SERVICES INC.
47173 Benicia Street, Fremont, CA 94538; USA TEL:(510) 319-4000 FAX:(510) 661-0888
This report shall not be reproduced except in full, without the written approval of UL Verification Services Inc.

1TX ANT 5 – 26 Tones, RU Index 36

BANDEDGE (CHANNEL 155 HIGH EDGE)

HORIZONTAL RESULT

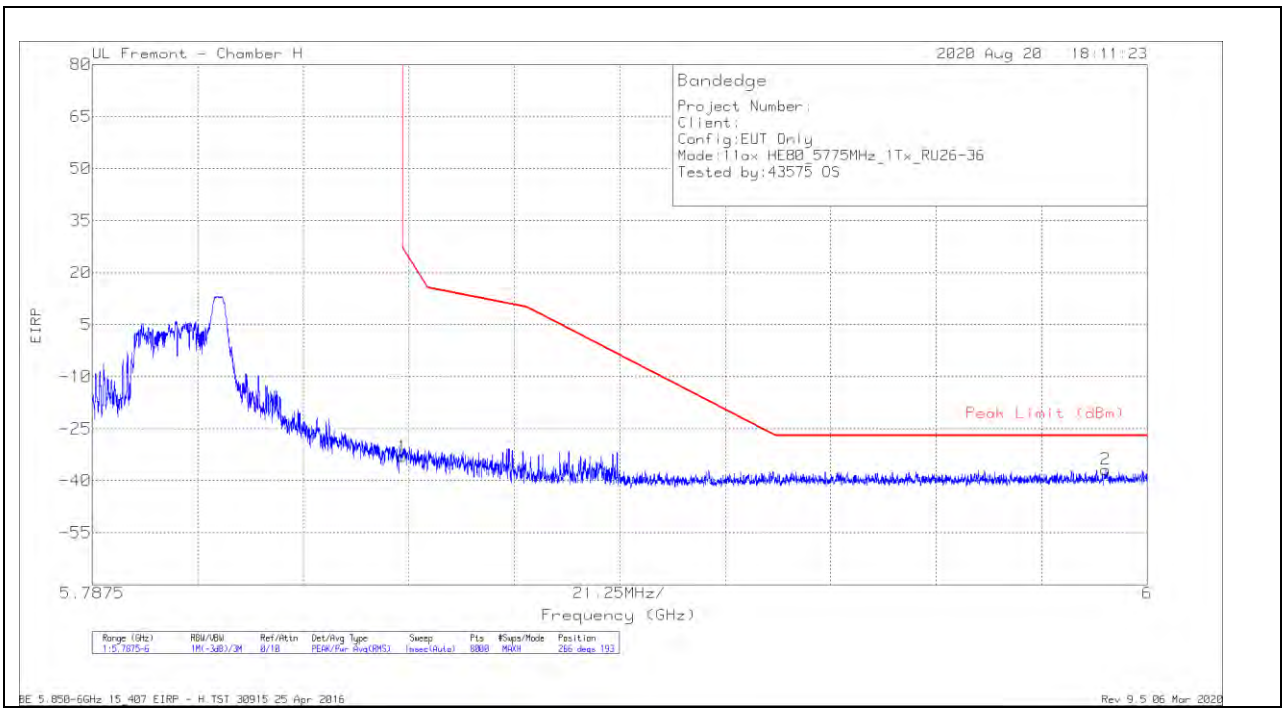

Marker	Frequency (GHz)	Meter Reading (dBm)	Det	AF T863 (dB/m)	Amp/Cbl/Fltr/Pad (dB)	Conversion Factor (dB)	Corrected Reading EIRP	Peak Limit (dBm)	PK Margin (dB)	Azimuth (Degs)	Height (cm)	Polarity
1	5.85001	-59.14	Pk	35	-20.7	11.8	-33.04	26.98	-60.02	266	193	H
2	5.99166	-63.47	Pk	35.2	-20.3	11.8	-36.77	-27	-9.77	266	193	H

Pk - Peak detector

UL VERIFICATION SERVICES INC.
47173 Benicia Street, Fremont, CA 94538; USA TEL:(510) 319-4000 FAX:(510) 661-0888
This report shall not be reproduced except in full, without the written approval of UL Verification Services Inc.

VERTICAL RESULT

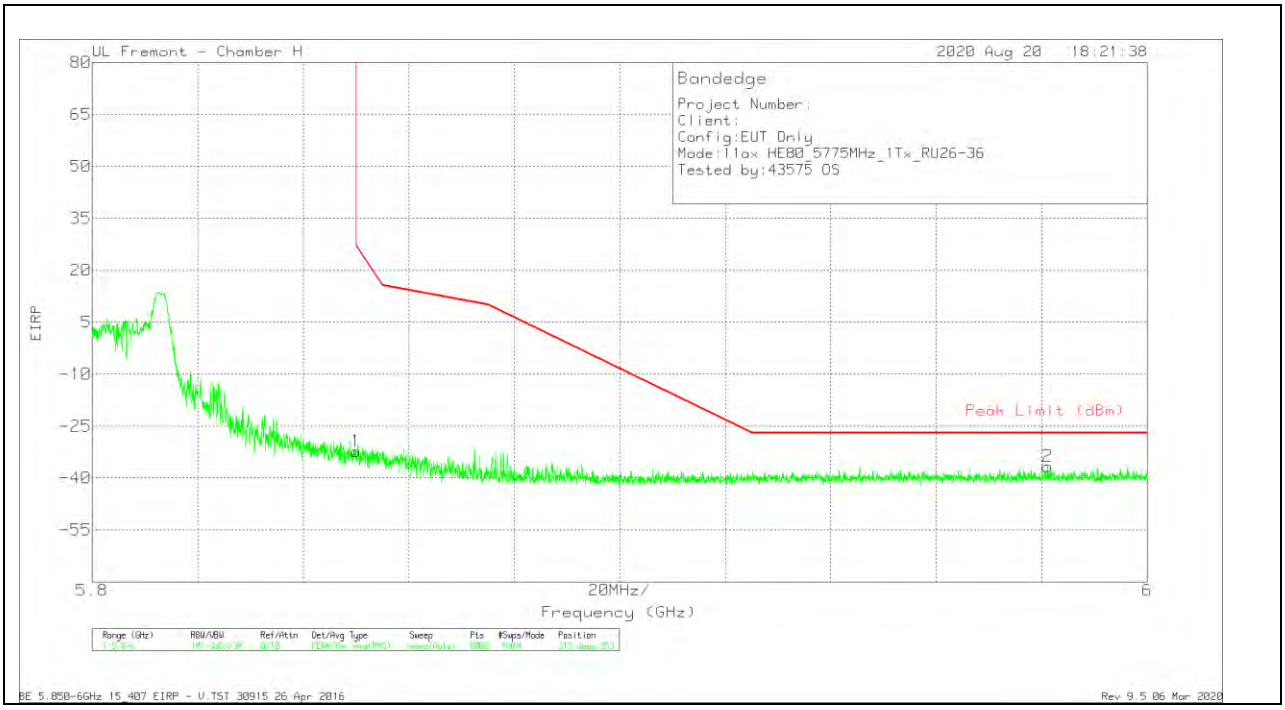

Marker	Frequency (GHz)	Meter Reading (dBm)	Det	AF T863 (dB/m)	Amp/Cbl/Fltr/Pad (dB)	Conversion Factor (dB)	Corrected Reading EIRP	Peak Limit (dBm)	PK Margin (dB)	Azimuth (Degs)	Height (cm)	Polarity
1	5.85001	-58.36	Pk	35	-20.7	11.8	-32.26	26.99	-59.25	319	253	V
2	5.98112	-63.19	Pk	35.2	-20.4	11.8	-36.59	-27	-9.59	319	253	V

Pk - Peak detector

UL VERIFICATION SERVICES INC.
47173 Benicia Street, Fremont, CA 94538; USA TEL:(510) 319-4000 FAX:(510) 661-0888
This report shall not be reproduced except in full, without the written approval of UL Verification Services Inc.

1TX ANT 6 – SU, RU Index 67

BANDEDGE (CHANNEL 155 LOW EDGE)

HORIZONTAL RESULT

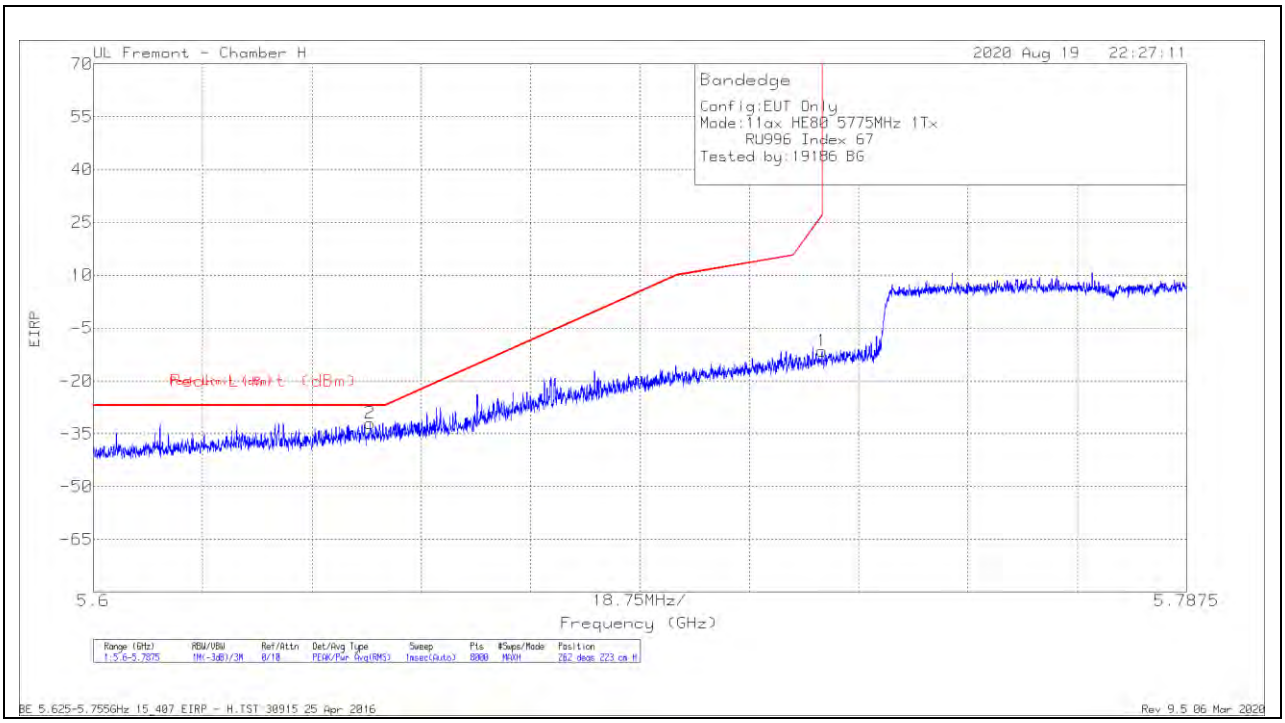

Marker	Frequency (GHz)	Meter Reading (dBm)	Det	AF T863 (dB/m)	Amp/Cbl/Fltr/Pad (dB)	Conversion Factor (dB)	Corrected Reading EIRP	Peak Limit (dBm)	PK Margin (dB)	Azimuth (Degs)	Height (cm)	Polarity
2	5.64744	-57.86	Pk	35.1	-21	11.8	-31.96	-27	-4.96	262	223	H
1	5.72498	-37.26	Pk	35	-21.1	11.8	-11.56	26.96	-38.52	262	223	H

Pk - Peak detector

UL VERIFICATION SERVICES INC.
47173 Benicia Street, Fremont, CA 94538; USA TEL:(510) 319-4000 FAX:(510) 661-0888
This report shall not be reproduced except in full, without the written approval of UL Verification Services Inc.

VERTICAL RESULT

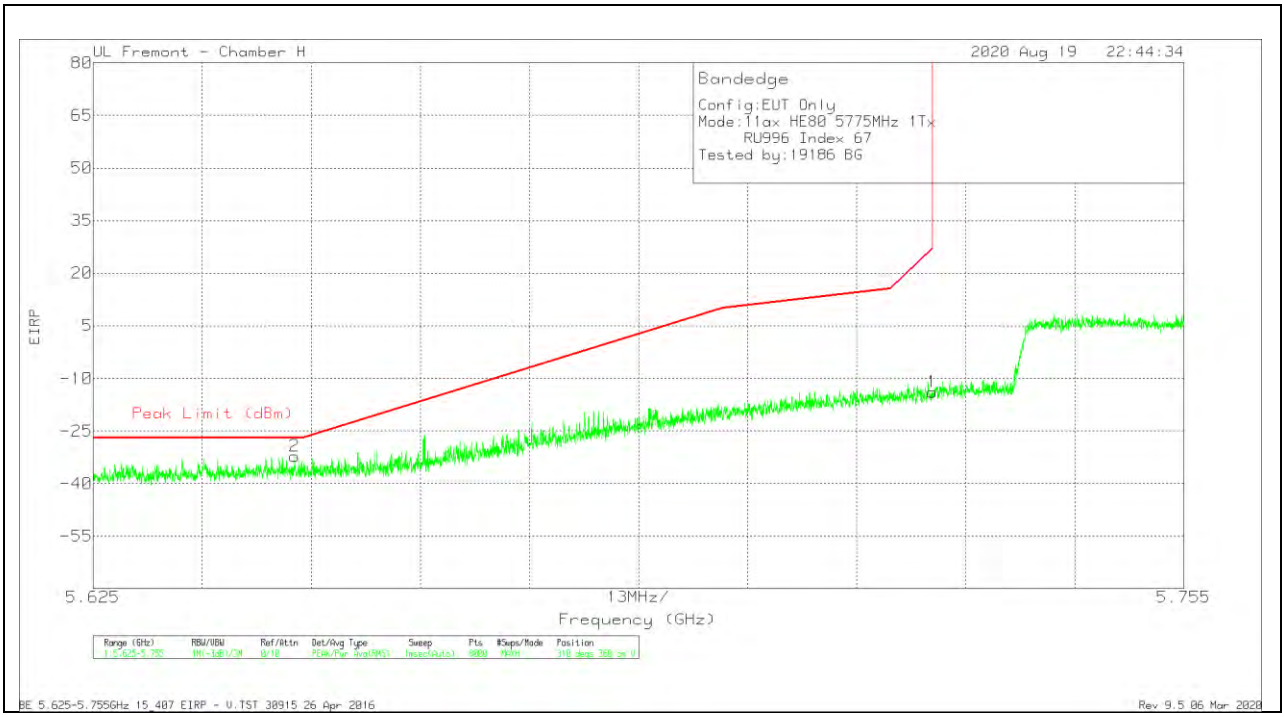

Marker	Frequency (GHz)	Meter Reading (dBm)	Det	AF T863 (dB/m)	Amp/Cbl/Fltr/Pad (dB)	Conversion Factor (dB)	Corrected Reading EIRP	Peak Limit (dBm)	PK Margin (dB)	Azimuth (Degs)	Height (cm)	Polarity
2	5.64902	-58.17	Pk	35.1	-21	11.8	-32.27	-27	-5.27	310	360	V
1	5.725	-39.51	Pk	35	-21.1	11.8	-13.81	27	-40.81	310	360	V

Pk - Peak detector

UL VERIFICATION SERVICES INC.
47173 Benicia Street, Fremont, CA 94538; USA TEL:(510) 319-4000 FAX:(510) 661-0888
This report shall not be reproduced except in full, without the written approval of UL Verification Services Inc.

BANDEDGE (CHANNEL 155 HIGH EDGE)

HORIZONTAL RESULT

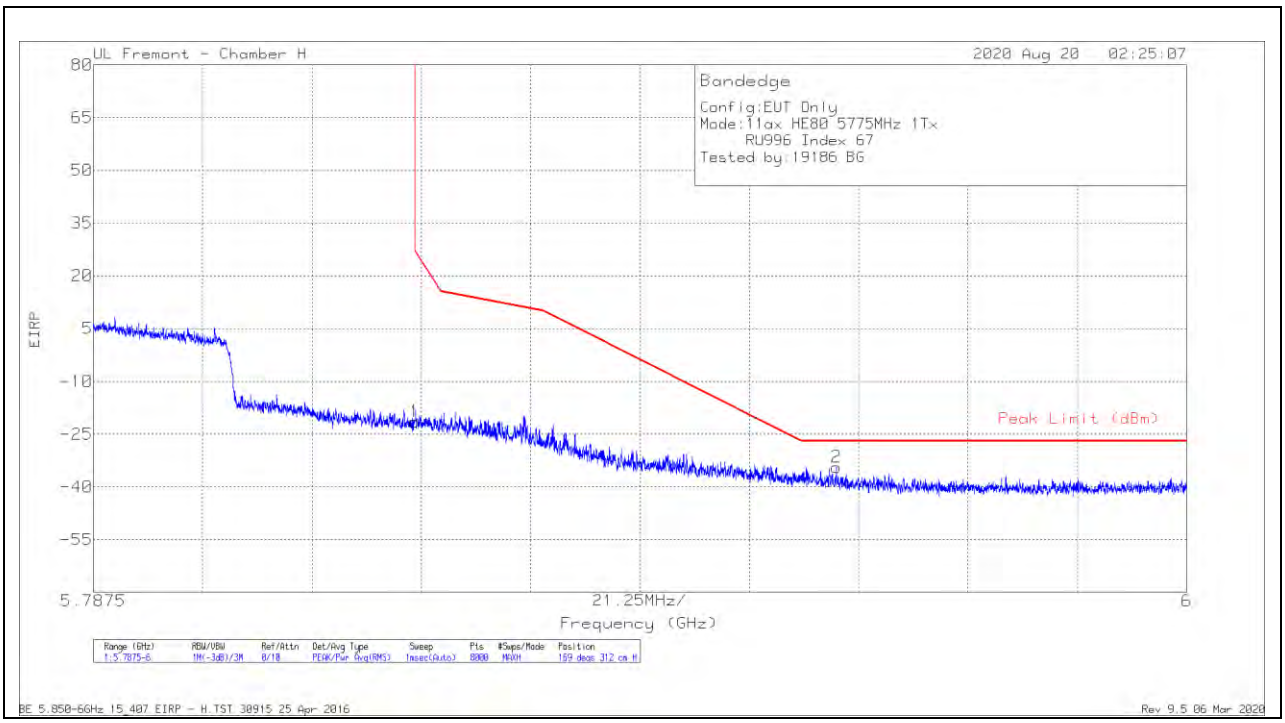

Marker	Frequency (GHz)	Meter Reading (dBm)	Det	AF T863 (dB/m)	Amp/Cbl/Fltr/Pad (dB)	Conversion Factor (dB)	Corrected Reading EIRP	Peak Limit (dBm)	PK Margin (dB)	Azimuth (Degs)	Height (cm)	Polarity
1	5.85001	-47.55	Pk	35	-20.7	11.8	-21.45	26.98	-48.43	169	312	H
2	5.93194	-60.73	Pk	35.1	-20.5	11.8	-34.33	-27	-7.33	169	312	H

Pk - Peak detector

UL VERIFICATION SERVICES INC.
47173 Benicia Street, Fremont, CA 94538; USA TEL:(510) 319-4000 FAX:(510) 661-0888
This report shall not be reproduced except in full, without the written approval of UL Verification Services Inc.

VERTICAL RESULT

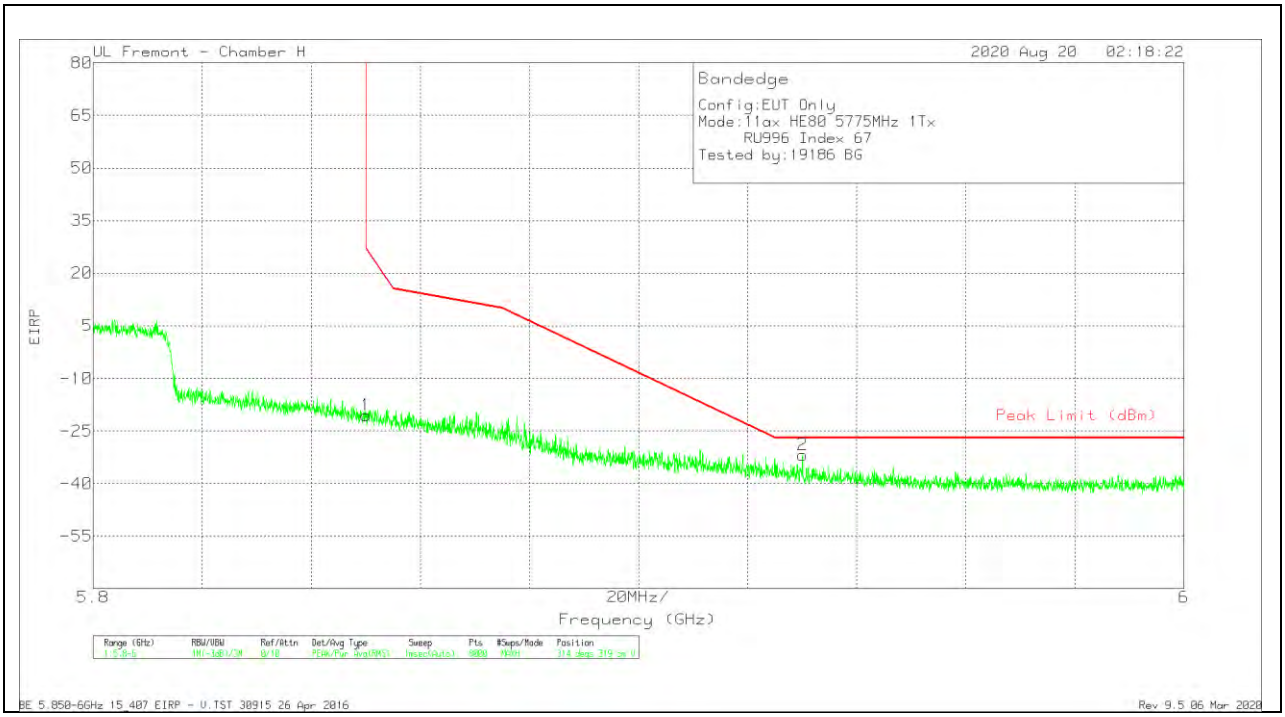

Marker	Frequency (GHz)	Meter Reading (dBm)	Det	AF T863 (dB/m)	Amp/Cbl/Fltr/Pad (dB)	Conversion Factor (dB)	Corrected Reading EIRP	Peak Limit (dBm)	PK Margin (dB)	Azimuth (Degs)	Height (cm)	Polarity
1	5.85001	-46.7	Pk	35	-20.7	11.8	-20.6	26.99	-47.59	314	319	V
2	5.93007	-58.39	Pk	35.1	-20.4	11.8	-31.89	-27	-4.89	314	319	V

Pk - Peak detector

UL VERIFICATION SERVICES INC.
47173 Benicia Street, Fremont, CA 94538; USA TEL:(510) 319-4000 FAX:(510) 661-0888
This report shall not be reproduced except in full, without the written approval of UL Verification Services Inc.

1TX ANT 6 – 26 Tones, RU Index 0

BANDEDGE (CHANNEL 155 LOW EDGE)

HORIZONTAL RESULT

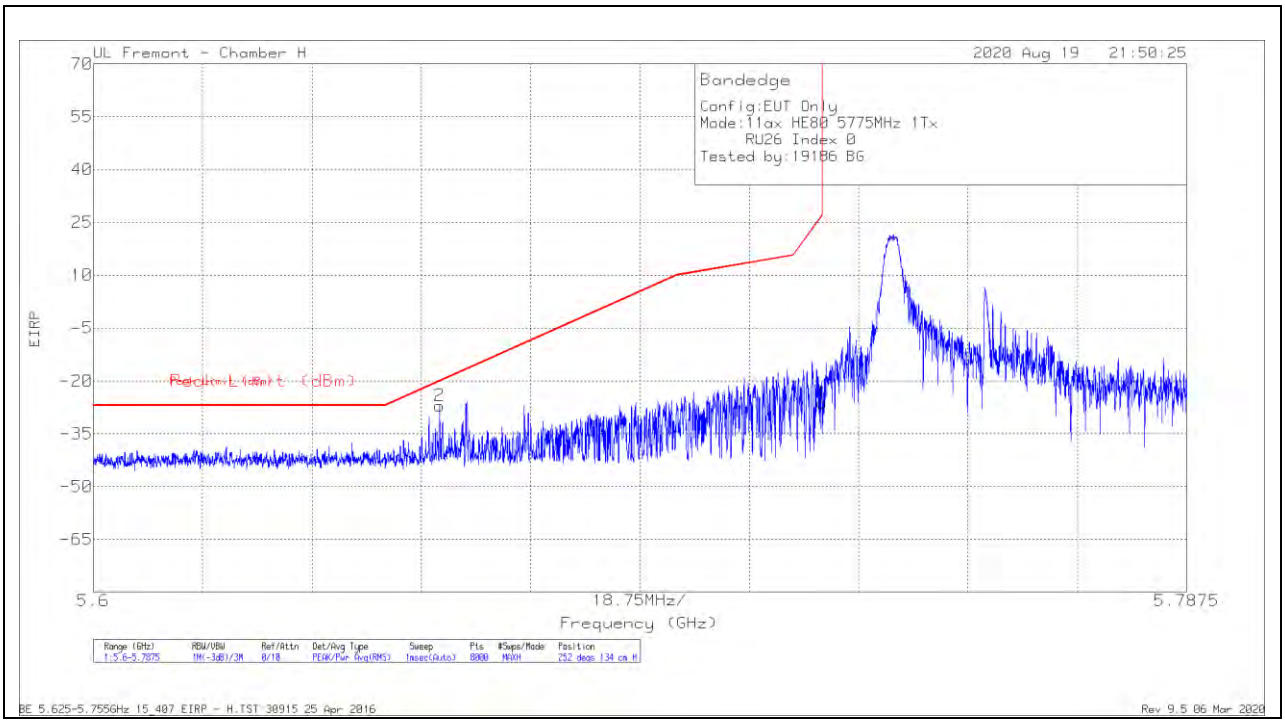

Marker	Frequency (GHz)	Meter Reading (dBm)	Det	AF T863 (dB/m)	Amp/Cbl/Fltr/Pad (dB)	Conversion Factor (dB)	Corrected Reading EIRP	Peak Limit (dBm)	PK Margin (dB)	Azimuth (Degs)	Height (cm)	Polarity
2	5.65937	-52.99	Pk	35.1	-21	11.8	-27.09	-20.06	-7.03	252	134	H
1	5.72498	-52	Pk	35	-21.1	11.8	-26.3	26.96	-53.26	252	134	H

Pk - Peak detector

UL VERIFICATION SERVICES INC.
47173 Benicia Street, Fremont, CA 94538; USA TEL:(510) 319-4000 FAX:(510) 661-0888
This report shall not be reproduced except in full, without the written approval of UL Verification Services Inc.

VERTICAL RESULT

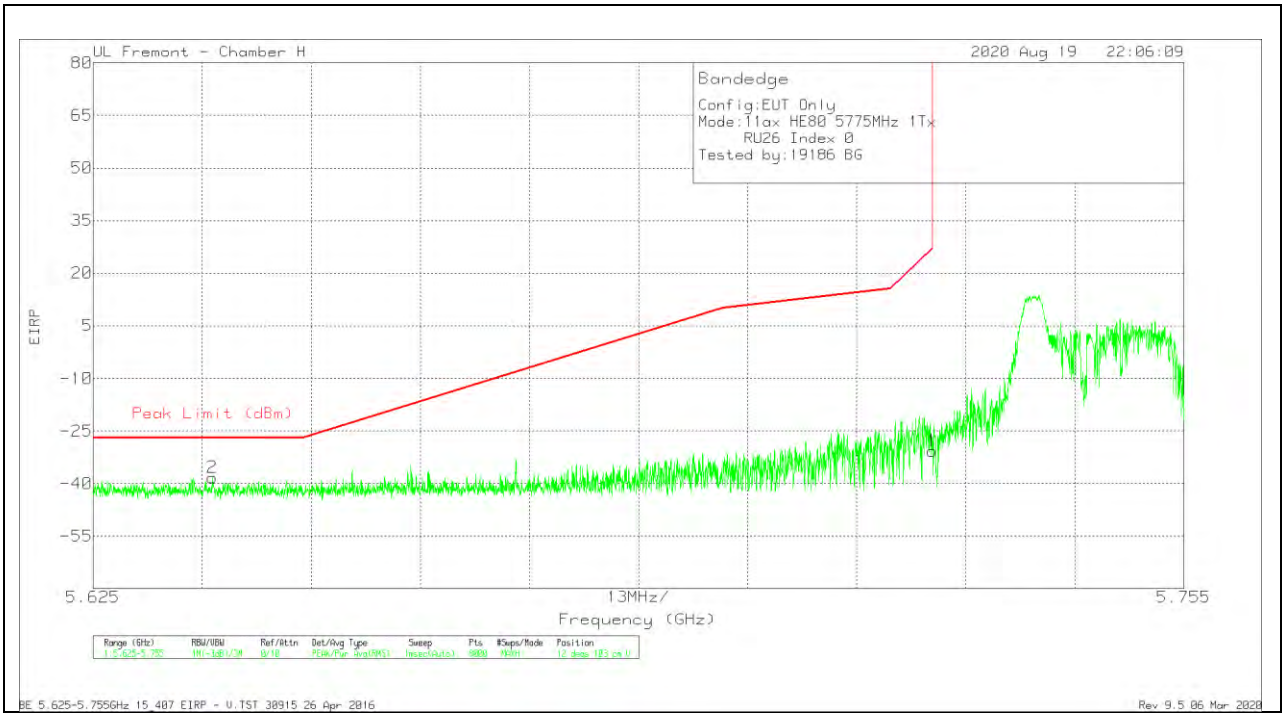

Marker	Frequency (GHz)	Meter Reading (dBm)	Det	AF T863 (dB/m)	Amp/Cbl/Fltr/Pad (dB)	Conversion Factor (dB)	Corrected Reading EIRP	Peak Limit (dBm)	PK Margin (dB)	Azimuth (Degs)	Height (cm)	Polarity
2	5.63922	-64.28	Pk	35.2	-21	11.8	-38.28	-27	-11.28	12	103	V
1	5.725	-56.46	Pk	35	-21.1	11.8	-30.76	27	-57.76	12	103	V

Pk - Peak detector

UL VERIFICATION SERVICES INC.
47173 Benicia Street, Fremont, CA 94538; USA TEL:(510) 319-4000 FAX:(510) 661-0888
This report shall not be reproduced except in full, without the written approval of UL Verification Services Inc.

1TX ANT 6 – 26 Tones, RU Index 36

BANDEDGE (CHANNEL 155 HIGH EDGE)

HORIZONTAL RESULT

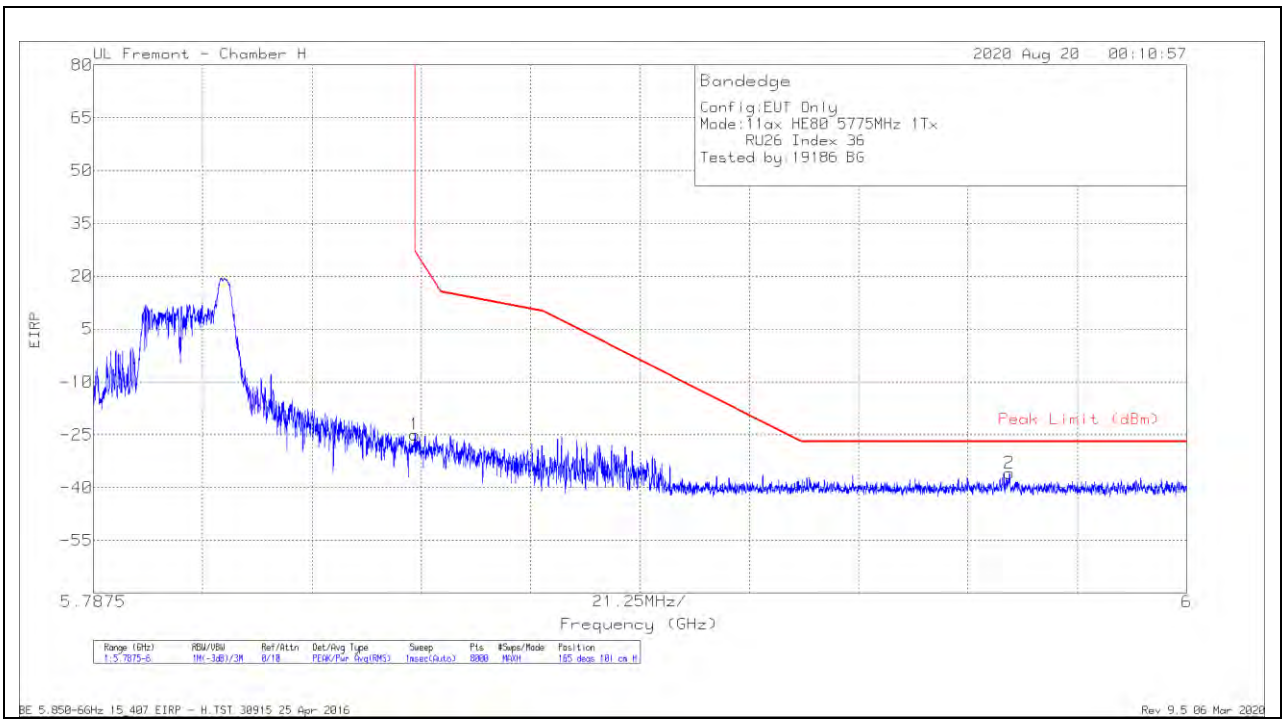

Marker	Frequency (GHz)	Meter Reading (dBm)	Det	AF T863 (dB/m)	Amp/Cbl/Fltr/Pad (dB)	Conversion Factor (dB)	Corrected Reading EIRP	Peak Limit (dBm)	PK Margin (dB)	Azimuth (Degs)	Height (cm)	Polarity
1	5.85001	-51.15	Pk	35	-20.7	11.8	-25.05	26.98	-52.03	165	101	H
2	5.96555	-62.44	Pk	35.2	-20.4	11.8	-35.84	-27	-8.84	165	101	H

Pk - Peak detector

UL VERIFICATION SERVICES INC.
47173 Benicia Street, Fremont, CA 94538; USA TEL:(510) 319-4000 FAX:(510) 661-0888
This report shall not be reproduced except in full, without the written approval of UL Verification Services Inc.

VERTICAL RESULT

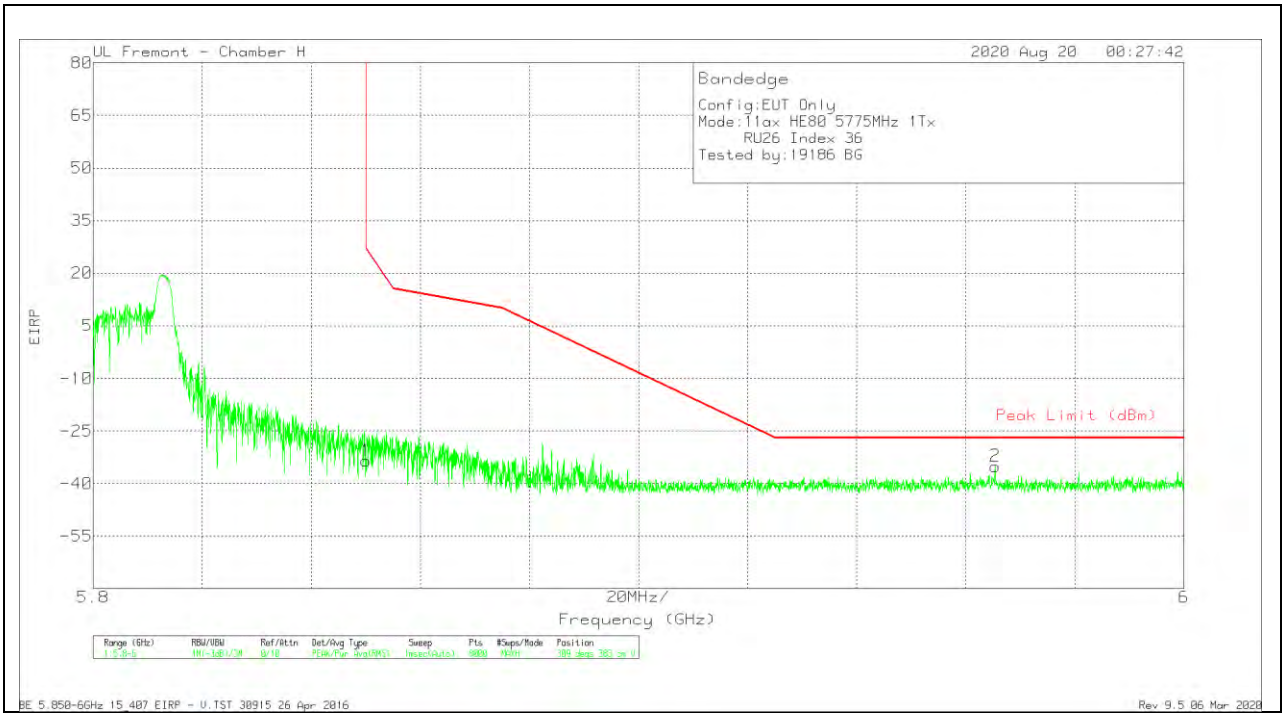

Marker	Frequency (GHz)	Meter Reading (dBm)	Det	AF T863 (dB/m)	Amp/Cbl/Fltr/Pad (dB)	Conversion Factor (dB)	Corrected Reading EIRP	Peak Limit (dBm)	PK Margin (dB)	Azimuth (Degs)	Height (cm)	Polarity
1	5.85001	-59.51	Pk	35	-20.7	11.8	-33.41	26.99	-60.4	309	383	V
2	5.96539	-61.66	Pk	35.2	-20.4	11.8	-35.06	-27	-8.06	309	383	V

Pk - Peak detector

UL VERIFICATION SERVICES INC.
47173 Benicia Street, Fremont, CA 94538; USA TEL:(510) 319-4000 FAX:(510) 661-0888
This report shall not be reproduced except in full, without the written approval of UL Verification Services Inc.

2TX ANT 5 + ANT 6 OFDMA MODE – SU, RU Index 67

BANDEDGE (CHANNEL 155 LOW EDGE)

HORIZONTAL RESULT

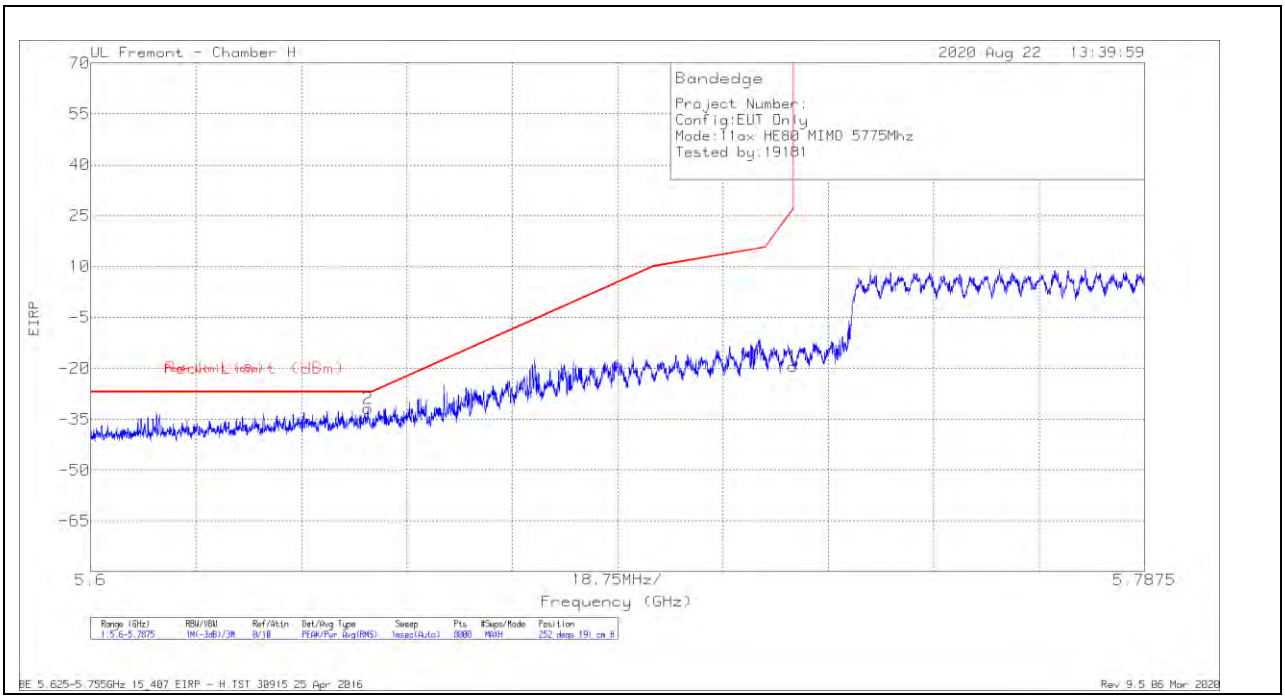

Marker	Frequency (GHz)	Meter Reading (dBm)	Det	AF T863 (dB/m)	Amp/Cbl/Fltr/Pad (dB)	Conversion Factor (dB)	Corrected Reading EIRP	Peak Limit (dBm)	PK Margin (dB)	Azimuth (Degs)	Height (cm)	Polarity
2	5.64932	-57.72	Pk	35.1	-21	11.8	-31.82	-27	-4.82	252	191	H
1	5.72498	-45.08	Pk	35	-21.1	11.8	-19.38	26.96	-46.34	252	191	H

Pk - Peak detector

UL VERIFICATION SERVICES INC.
47173 Benicia Street, Fremont, CA 94538; USA TEL:(510) 319-4000 FAX:(510) 661-0888
This report shall not be reproduced except in full, without the written approval of UL Verification Services Inc.

VERTICAL RESULT

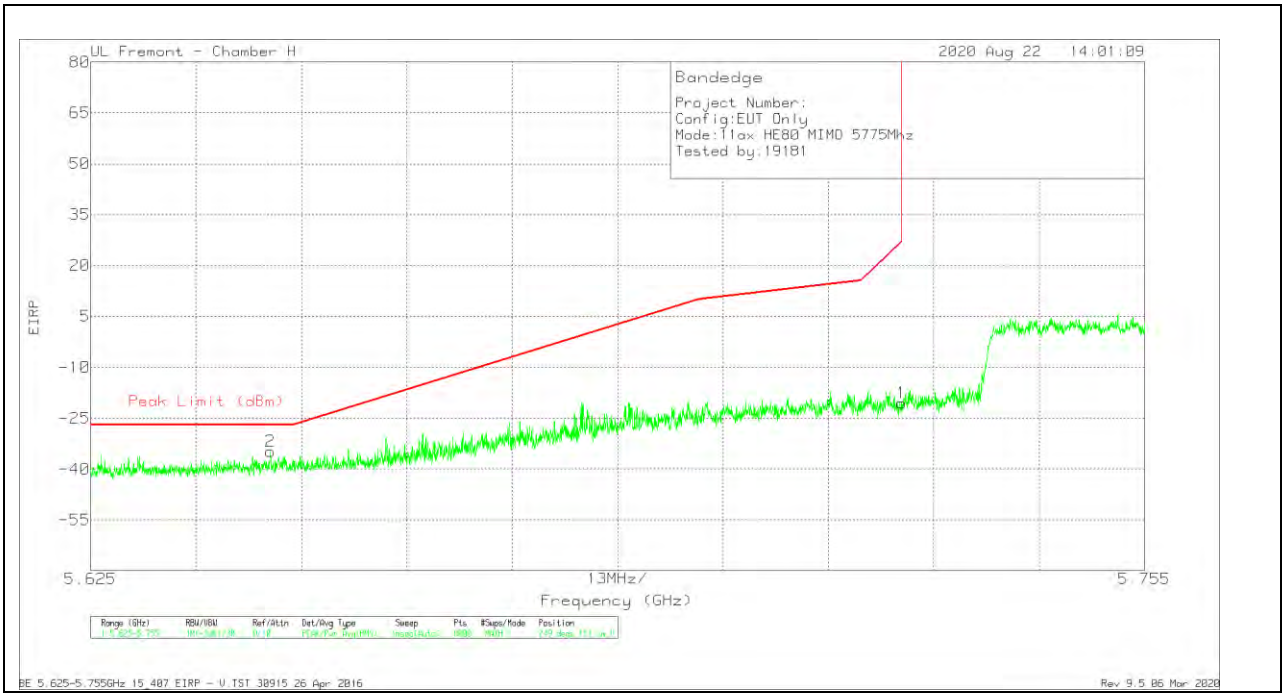

Marker	Frequency (GHz)	Meter Reading (dBm)	Det	AF T863 (dB/m)	Amp/Cbl/Fltr/Pad (dB)	Conversion Factor (dB)	Corrected Reading EIRP	Peak Limit (dBm)	PK Margin (dB)	Azimuth (Degs)	Height (cm)	Polarity
2	5.64717	-60.61	Pk	35.1	-21	11.8	-34.71	-27	-7.71	249	151	V
1	5.725	-46.2	Pk	35	-21.1	11.8	-20.5	27	-47.5	249	151	V

Pk - Peak detector

UL VERIFICATION SERVICES INC.
47173 Benicia Street, Fremont, CA 94538; USA TEL:(510) 319-4000 FAX:(510) 661-0888
This report shall not be reproduced except in full, without the written approval of UL Verification Services Inc.

BANDEDGE (CHANNEL 155 HIGH EDGE)

HORIZONTAL RESULT

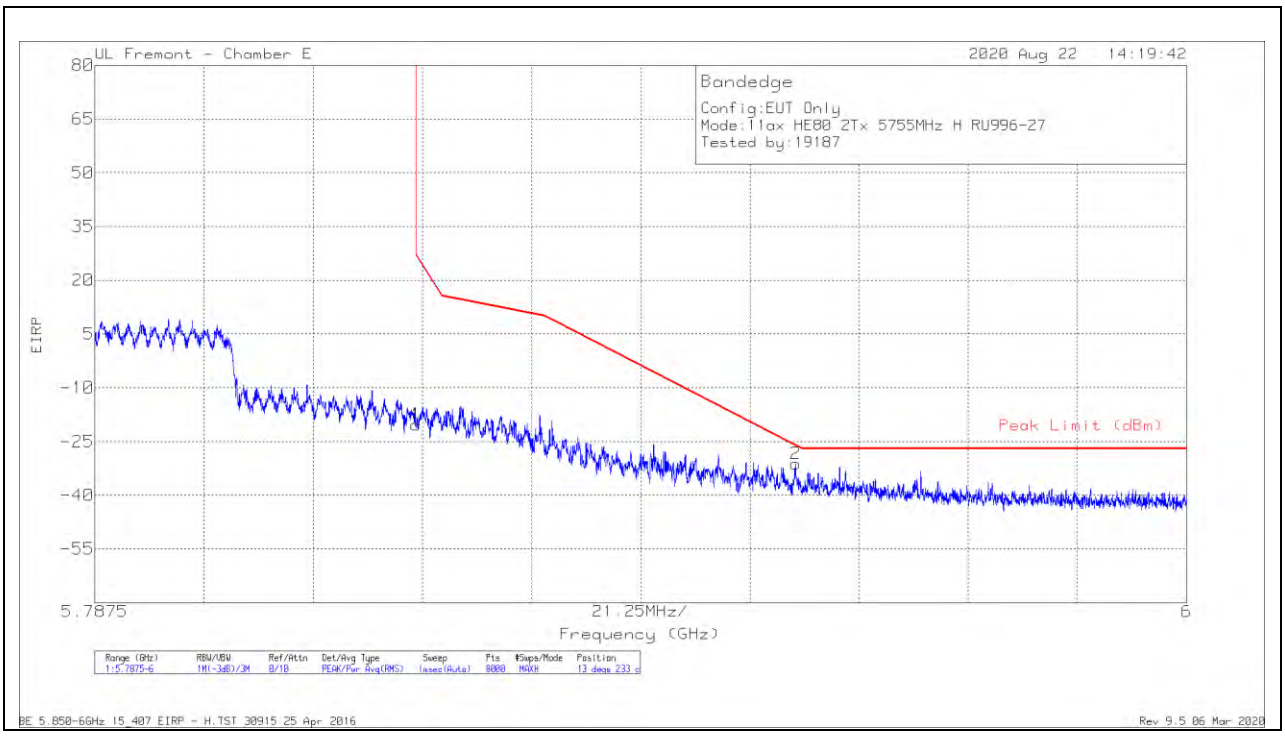

Marker	Frequency (GHz)	Meter Reading (dBm)	Det	AF T712 (dB/m)	Amp/Cbl/Fltr/Pad (dB)	Conversion Factor (dB)	Corrected Reading EIRP	Peak Limit (dBm)	PK Margin (dB)	Azimuth (Degs)	Height (cm)	Polarity
1	5.85001	-46.38	Pk	34.9	-20.7	11.8	-20.38	26.98	-47.36	13	233	H
2	5.92389	-57.24	Pk	35.1	-20.9	11.8	-31.24	-26.18	-5.06	13	233	H

Pk - Peak detector

UL VERIFICATION SERVICES INC.
47173 Benicia Street, Fremont, CA 94538; USA TEL:(510) 319-4000 FAX:(510) 661-0888
This report shall not be reproduced except in full, without the written approval of UL Verification Services Inc.

VERTICAL RESULT

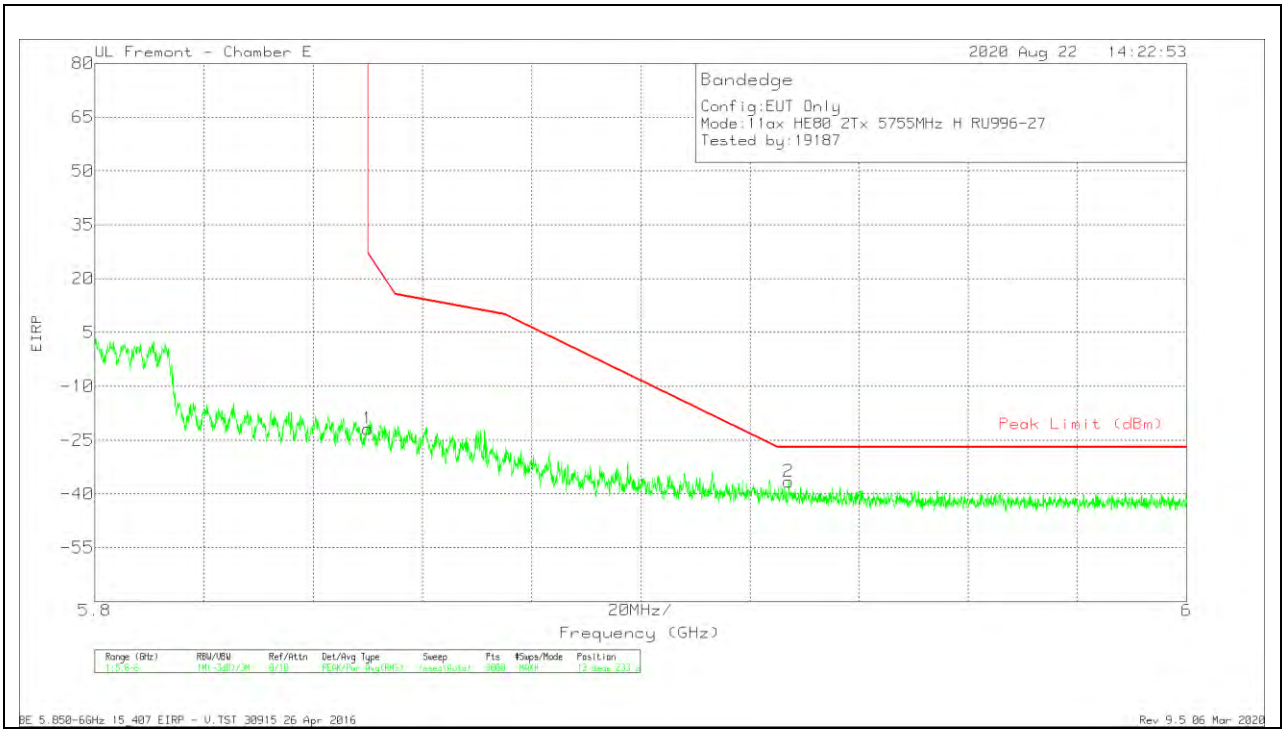

Marker	Frequency (GHz)	Meter Reading (dBm)	Det	AF T712 (dB/m)	Amp/Cbl/Fltr/Pad (dB)	Conversion Factor (dB)	Corrected Reading EIRP	Peak Limit (dBm)	PK Margin (dB)	Azimuth (Degs)	Height (cm)	Polarity
1	5.85001	-47.87	Pk	34.9	-20.7	11.8	-21.87	26.99	-48.86	13	233	V
2	5.92712	-62.44	Pk	35.1	-21	11.8	-36.54	-27	-9.54	13	233	V

Pk - Peak detector

UL VERIFICATION SERVICES INC.
47173 Benicia Street, Fremont, CA 94538; USA TEL:(510) 319-4000 FAX:(510) 661-0888
This report shall not be reproduced except in full, without the written approval of UL Verification Services Inc.

HARMONICS AND SPURIOUS EMISSIONS

MID CHANNEL RESULTS

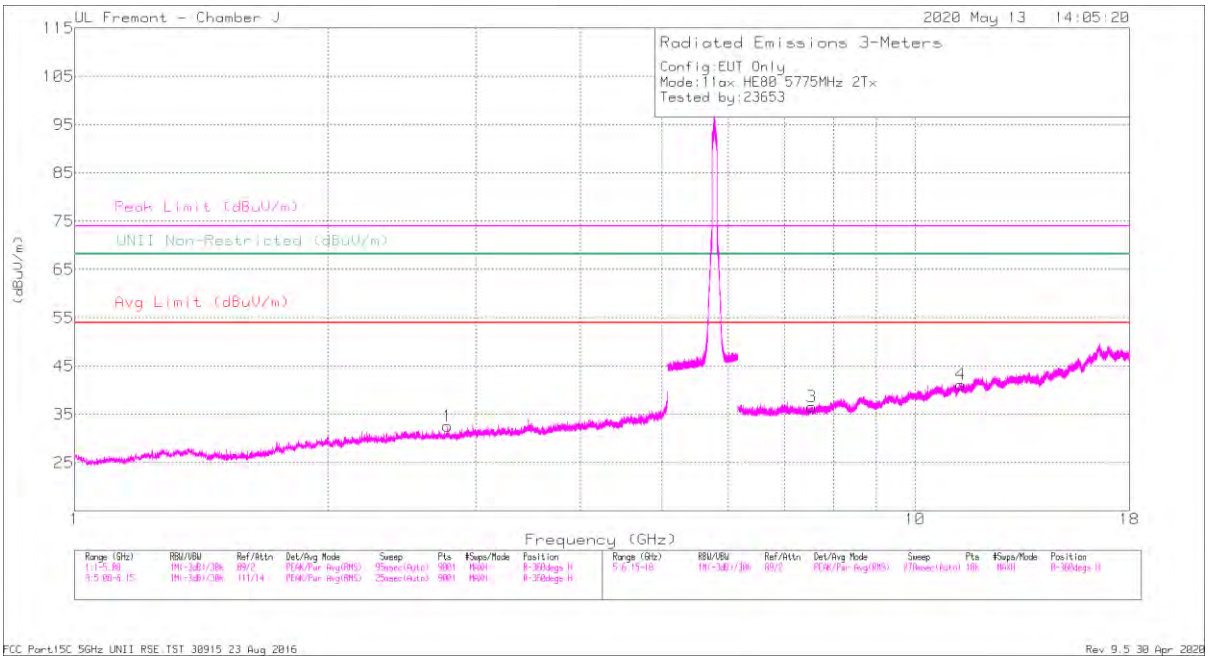

HORIZONTAL

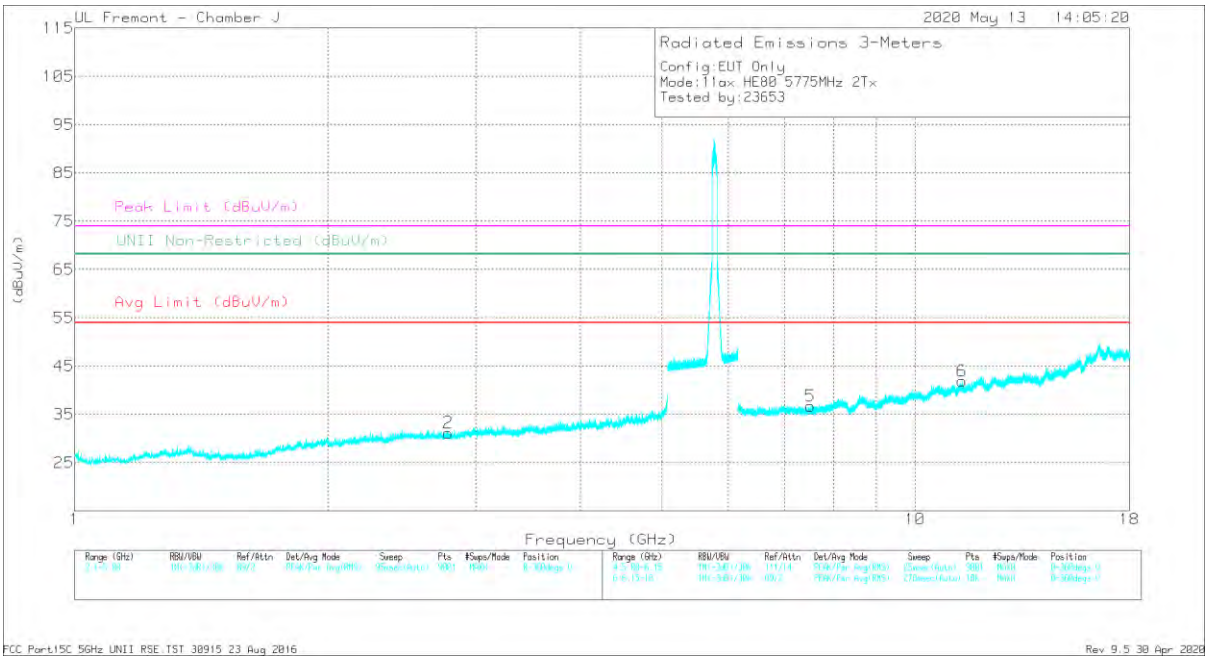

VERTICAL

UL VERIFICATION SERVICES INC.
47173 Benicia Street, Fremont, CA 94538; USA TEL:(510) 319-4000 FAX:(510) 661-0888
This report shall not be reproduced except in full, without the written approval of UL Verification Services Inc.

RADIATED EMISSIONS

Marker	Frequency (GHz)	Meter Reading (dBuV)	Det	AF T344 (dB/m)	Amp/Cbl/Fltr/Pad (dB)	Corrected Reading (dBuV/m)	Avg Limit (dBuV/m)	Margin (dB)	Peak Limit (dBuV/m)	PK Margin (dB)	UNII Non-Restricted (dBuV/m)	PK Margin (dB)	Azimuth (Degs)	Height (cm)	Polarity
1	* 2.77943	43.29	PK-U	32.2	-34.8	40.69	-	-	74	-33.31	-	-	284	101	H
	* 2.77639	32	ADR	32.2	-34.8	29.57	54	-24.43	-	-	-	-	284	101	H
2	* 2.78175	42.65	PK-U	32.3	-34.8	40.15	-	-	74	-33.85	-	-	323	183	V
	* 2.78104	31.75	ADR	32.3	-34.8	29.42	54	-24.58	-	-	-	-	323	183	V
3	* 7.53123	37.05	PK-U	35.7	-27.4	45.35	-	-	74	-28.65	-	-	171	231	H
	* 7.53212	25.57	ADR	35.7	-27.4	34.04	54	-19.96	-	-	-	-	171	231	H
4	* 11.33891	34.02	PK-U	38	-22.9	49.12	-	-	74	-24.88	-	-	160	355	H
	* 11.34051	23.78	ADR	38	-22.9	39.05	54	-14.95	-	-	-	-	160	355	H
5	* 7.50407	36.12	PK-U	35.6	-27.5	44.22	-	-	74	-29.78	-	-	77	249	V
	* 7.50677	26.36	ADR	35.6	-27.5	34.63	54	-19.37	-	-	-	-	77	249	V
6	* 11.37166	33.38	PK-U	38	-22.8	48.58	-	-	74	-25.42	-	-	237	193	V
	* 11.37195	23.12	ADR	38	-22.8	38.49	54	-15.51	-	-	-	-	237	193	V

* - indicates frequency in CFR47 Pt 15 / IC RSS-Restricted Band
PK-U - U-NII: Maximum Peak
ADR - U-NII AD primary method, RMS average

UL VERIFICATION SERVICES INC.
47173 Benicia Street, Fremont, CA 94538; USA TEL:(510) 319-4000 FAX:(510) 661-0888
This report shall not be reproduced except in full, without the written approval of UL Verification Services Inc.

2TX ANT 5 + ANT 6 OFDMA MODE – 26 Tones, RU Index 0

BANDEDGE (CHANNEL 155 LOW EDGE)

HORIZONTAL RESULT

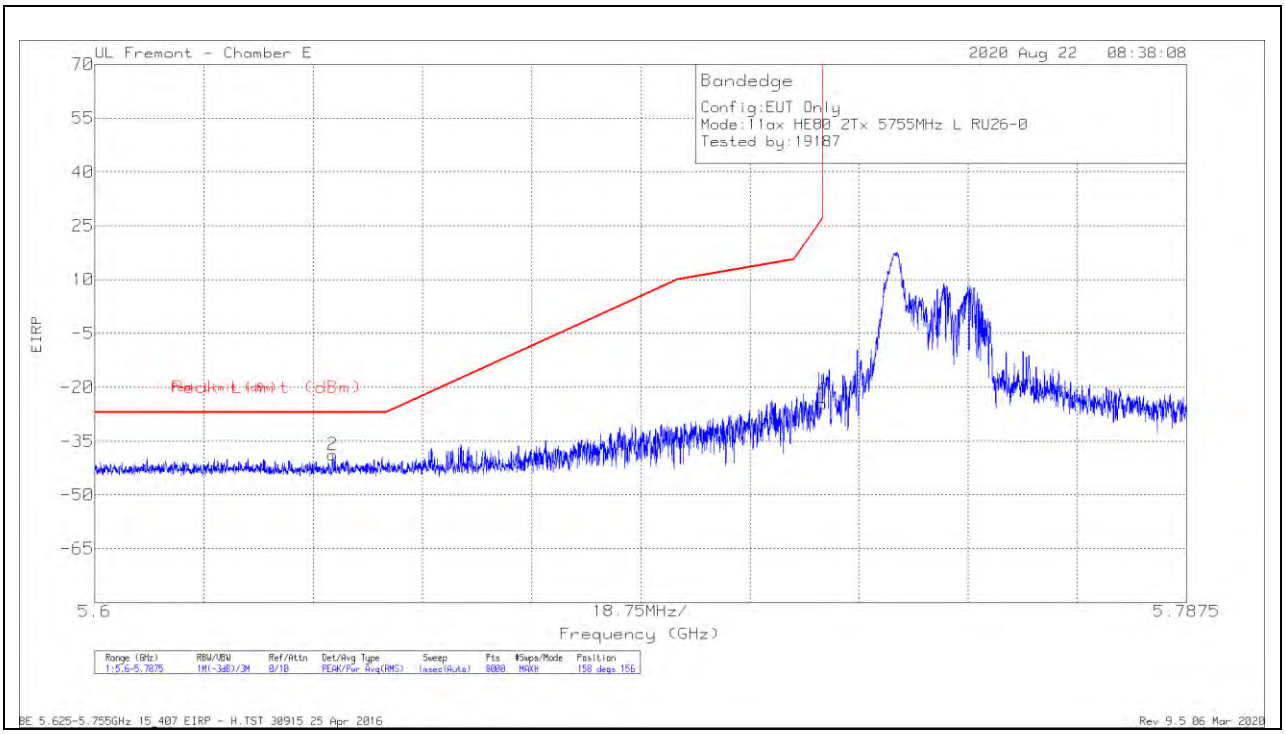

Marker	Frequency (GHz)	Meter Reading (dBm)	Det	AF T712 (dB/m)	Amp/Cbl/Fltr/Pad (dB)	Conversion Factor (dB)	Corrected Reading EIRP	Peak Limit (dBm)	PK Margin (dB)	Azimuth (Degs)	Height (cm)	Polarity
2	5.64086	-63.71	Pk	34.7	-21.6	11.8	-38.81	-27	-11.81	158	156	H
1	5.72498	-49.87	Pk	34.7	-21.2	11.8	-24.57	26.96	-51.53	158	156	H

Pk - Peak detector

UL VERIFICATION SERVICES INC.
47173 Benicia Street, Fremont, CA 94538; USA TEL:(510) 319-4000 FAX:(510) 661-0888
This report shall not be reproduced except in full, without the written approval of UL Verification Services Inc.

VERTICAL RESULT

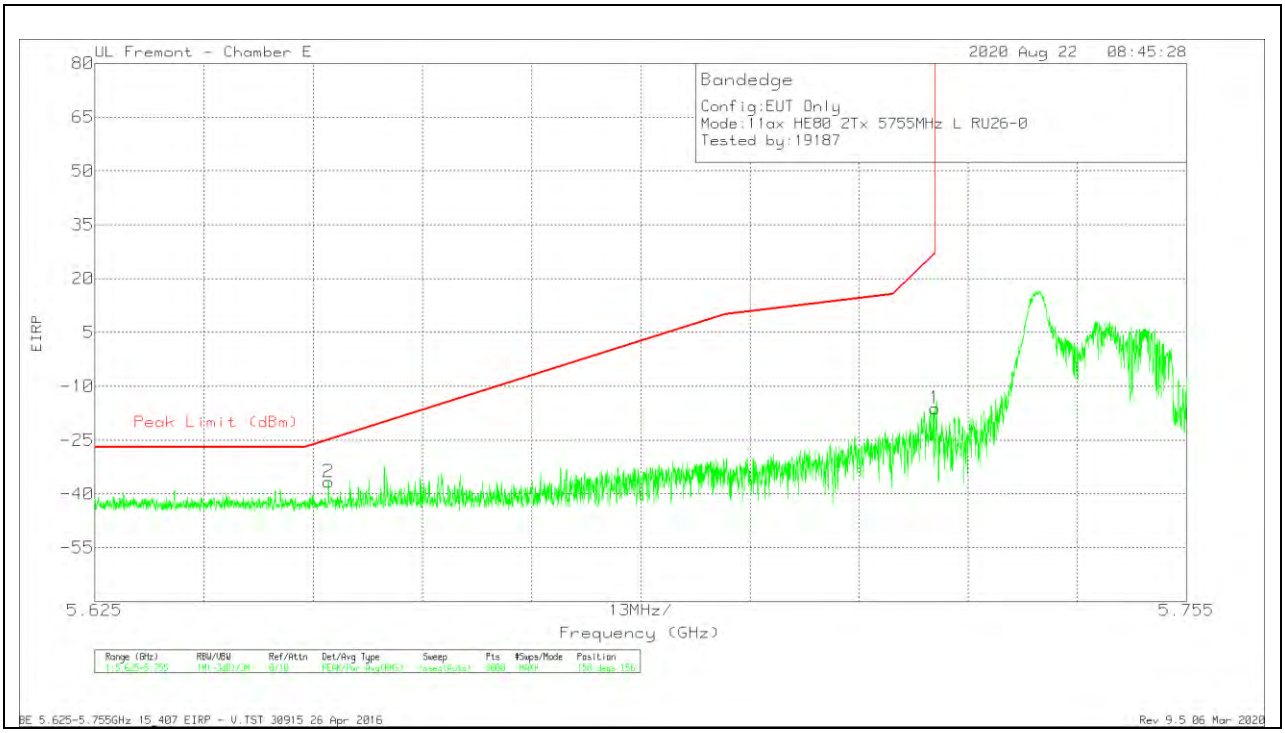

Marker	Frequency (GHz)	Meter Reading (dBm)	Det	AF T712 (dB/m)	Amp/Cbl/Fltr/Pad (dB)	Conversion Factor (dB)	Corrected Reading EIRP	Peak Limit (dBm)	PK Margin (dB)	Azimuth (Degs)	Height (cm)	Polarity
2	5.65282	-61.5	Pk	34.7	-21.6	11.8	-36.6	-24.91	-11.69	158	156	V
1	5.725	-41.44	Pk	34.7	-21.2	11.8	-16.14	27	-43.14	158	156	V

Pk - Peak detector

UL VERIFICATION SERVICES INC.
47173 Benicia Street, Fremont, CA 94538; USA TEL:(510) 319-4000 FAX:(510) 661-0888
This report shall not be reproduced except in full, without the written approval of UL Verification Services Inc.

2TX ANT 5 + ANT 6 OFDMA MODE – 26 Tones, RU Index 36

BANDEDGE (CHANNEL 155 HIGH EDGE)

HORIZONTAL RESULT

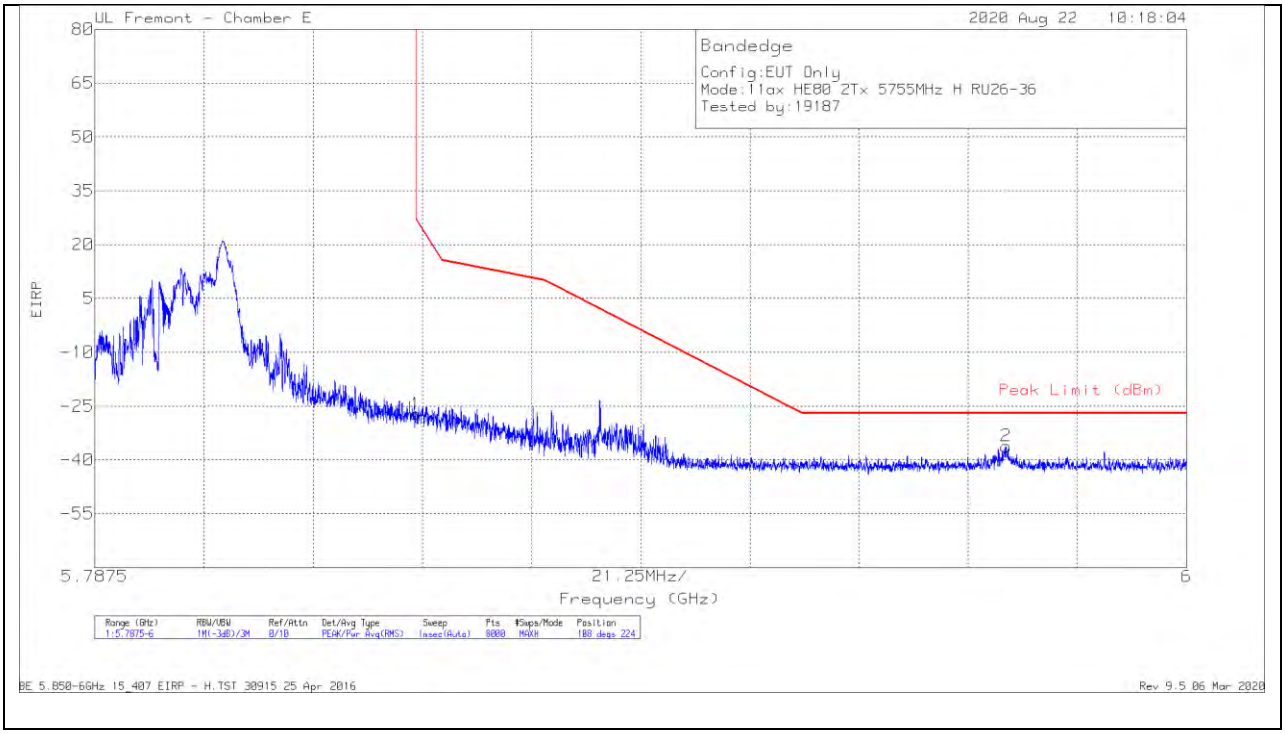

Marker	Frequency (GHz)	Meter Reading (dBm)	Det	AF T712 (dB/m)	Amp/Cbl/Fltr/Pad (dB)	Conversion Factor (dB)	Corrected Reading EIRP	Peak Limit (dBm)	PK Margin (dB)	Azimuth (Degs)	Height (cm)	Polarity
1	5.85001	-53.26	Pk	34.9	-20.7	11.8	-27.26	26.98	-54.24	108	224	H
2	5.96488	-62.3	Pk	35.2	-20.9	11.8	-36.2	-27	-9.2	108	224	H

Pk - Peak detector

UL VERIFICATION SERVICES INC.
47173 Benicia Street, Fremont, CA 94538; USA TEL:(510) 319-4000 FAX:(510) 661-0888
This report shall not be reproduced except in full, without the written approval of UL Verification Services Inc.

VERTICAL RESULT

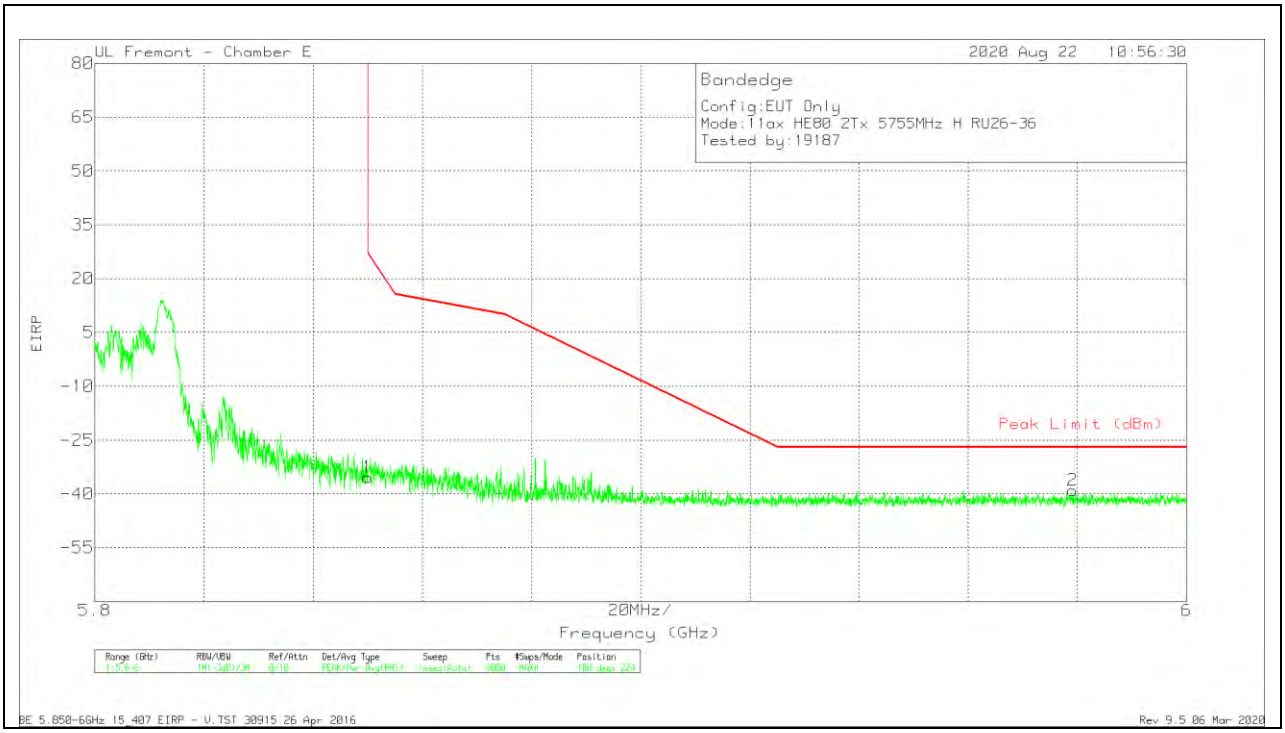

Marker	Frequency (GHz)	Meter Reading (dBm)	Det	AF T712 (dB/m)	Amp/Cbl/Fltr/Pad (dB)	Conversion Factor (dB)	Corrected Reading EIRP	Peak Limit (dBm)	PK Margin (dB)	Azimuth (Degs)	Height (cm)	Polarity
1	5.85001	-61.43	Pk	34.9	-20.7	11.8	-35.43	26.99	-62.42	108	224	V
2	5.97917	-65.26	Pk	35.2	-20.8	11.8	-39.06	-27	-12.06	108	224	V

Pk - Peak detector

UL VERIFICATION SERVICES INC.
47173 Benicia Street, Fremont, CA 94538; USA TEL:(510) 319-4000 FAX:(510) 661-0888
This report shall not be reproduced except in full, without the written approval of UL Verification Services Inc.

2TX ANT 5 + ANT 6 OFDMA MODE – 26 Tones, RU Index 36

HARMONICS AND SPURIOUS EMISSIONS

MID CHANNEL RESULTS

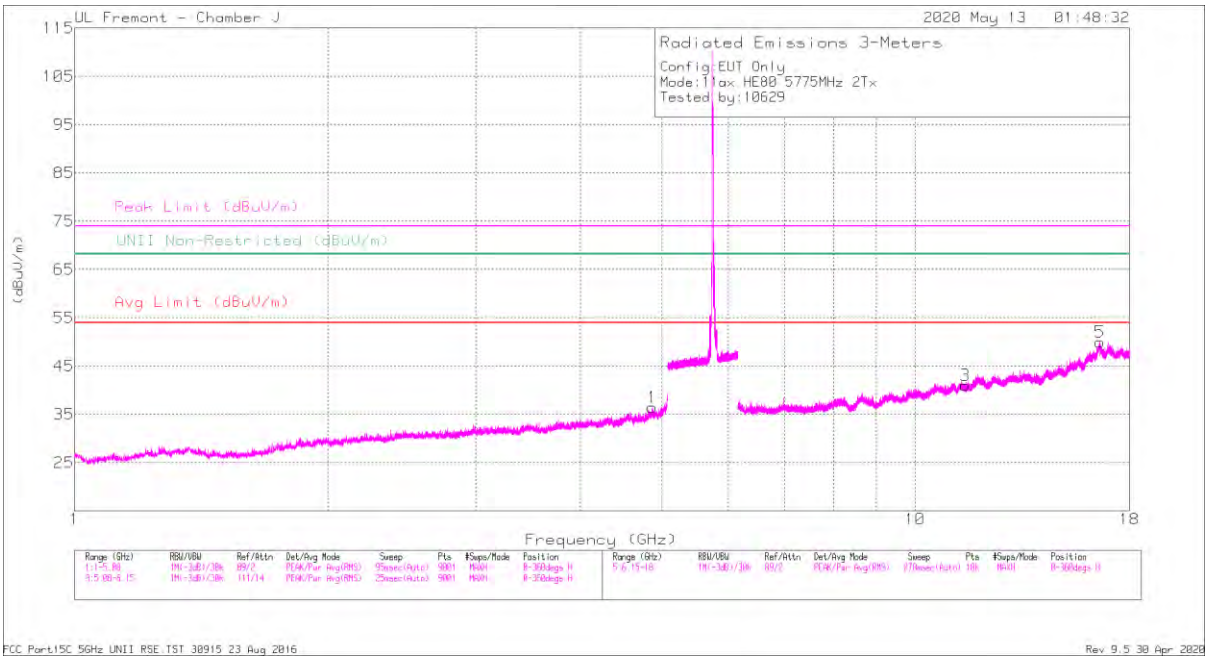

HORIZONTAL

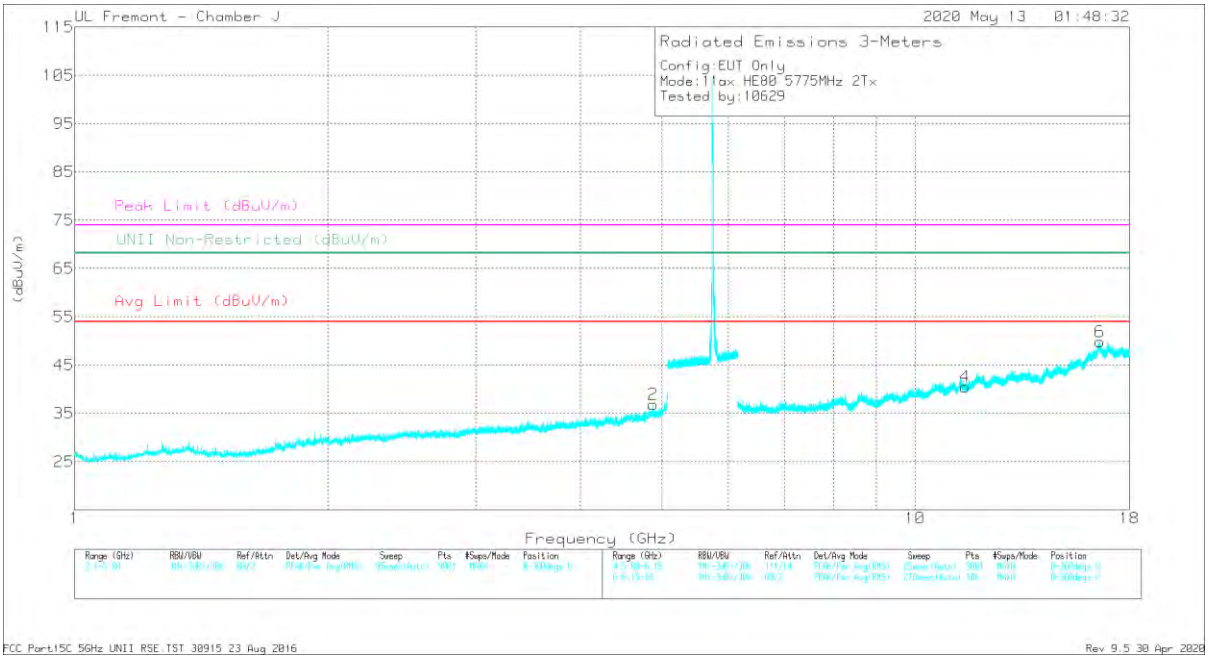

VERTICAL

UL VERIFICATION SERVICES INC.
47173 Benicia Street, Fremont, CA 94538; USA TEL:(510) 319-4000 FAX:(510) 661-0888
This report shall not be reproduced except in full, without the written approval of UL Verification Services Inc.

RADIATED EMISSIONS

Marker	Frequency (GHz)	Meter Reading (dBuV)	Det	AF T344 (dB/m)	Amp/Cbl/Fltr/Pad (dB)	Corrected Reading (dBuV/m)	Avg Limit (dBuV/m)	Margin (dB)	Peak Limit (dBuV/m)	PK Margin (dB)	UNII Non-Restricted (dBuV/m)	PK Margin (dB)	Azimuth (Degs)	Height (cm)	Polarity
1	* 4.86853	39.94	PK-U	34.1	-29.9	44.14	-	-	74	-29.86	-	-	179	318	H
	* 4.86493	29.26	ADR	34.1	-30	33.36	54	-20.64	-	-	-	-	179	318	H
2	* 4.87715	39.43	PK-U	34.2	-29.7	43.93	-	-	74	-30.07	-	-	97	103	V
	* 4.87877	29.06	ADR	34.1	-29.7	33.46	54	-20.54	-	-	-	-	97	103	V
3	* 11.47536	34.63	PK-U	38.1	-23	49.73	-	-	74	-24.27	-	-	240	311	H
	* 11.473	24.15	ADR	38.1	-23	39.25	54	-14.75	-	-	-	-	240	311	H
5	16.59847	33.68	PK-U	42.2	-19	56.88	-	-	-	-	68.2	-11.32	165	256	H
4	* 11.47694	33.91	PK-U	38.1	-23	49.01	-	-	74	-24.99	-	-	267	214	V
	* 11.47494	23.24	ADR	38.1	-23	38.34	54	-15.66	-	-	-	-	267	214	V
6	16.58925	33.26	PK-U	42.1	-18.9	56.46	-	-	-	-	68.2	-11.74	63	121	V

* - indicates frequency in CFR47 Pt 15 / IC RSS-Restricted Band
PK-U - U-NII: Maximum Peak
ADR - U-NII AD primary method, RMS average

UL VERIFICATION SERVICES INC.
47173 Benicia Street, Fremont, CA 94538; USA TEL:(510) 319-4000 FAX:(510) 661-0888
This report shall not be reproduced except in full, without the written approval of UL Verification Services Inc.

1.2. WORST CASE BELOW 1 GHz

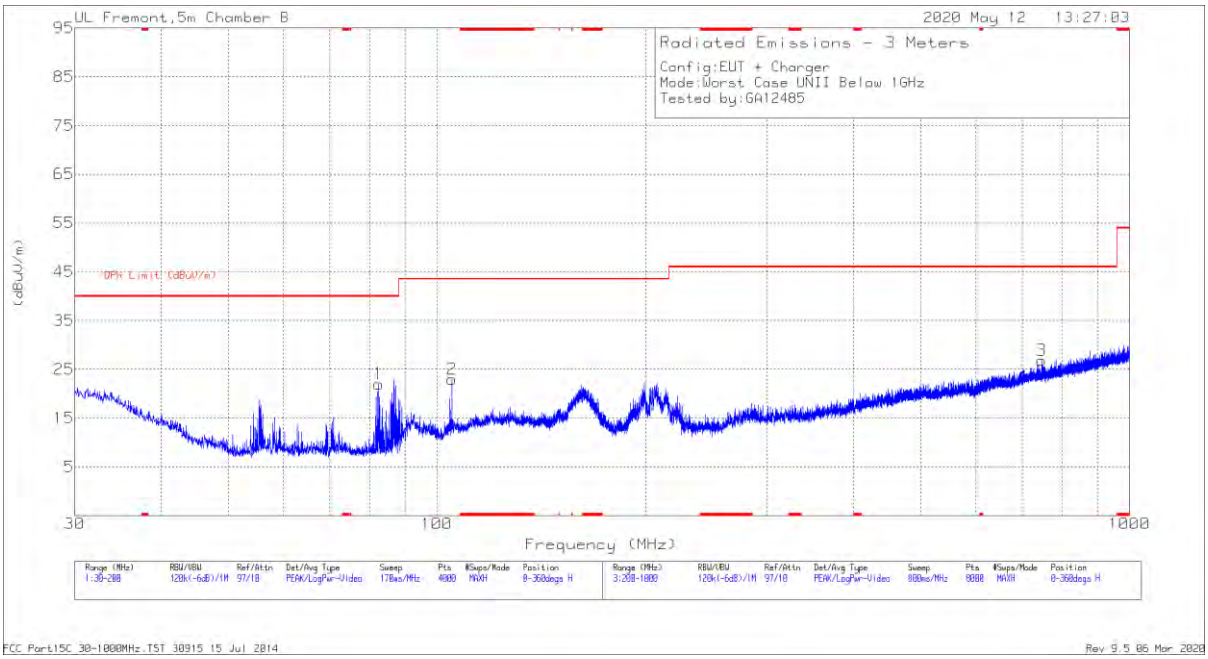

HORIZONTAL

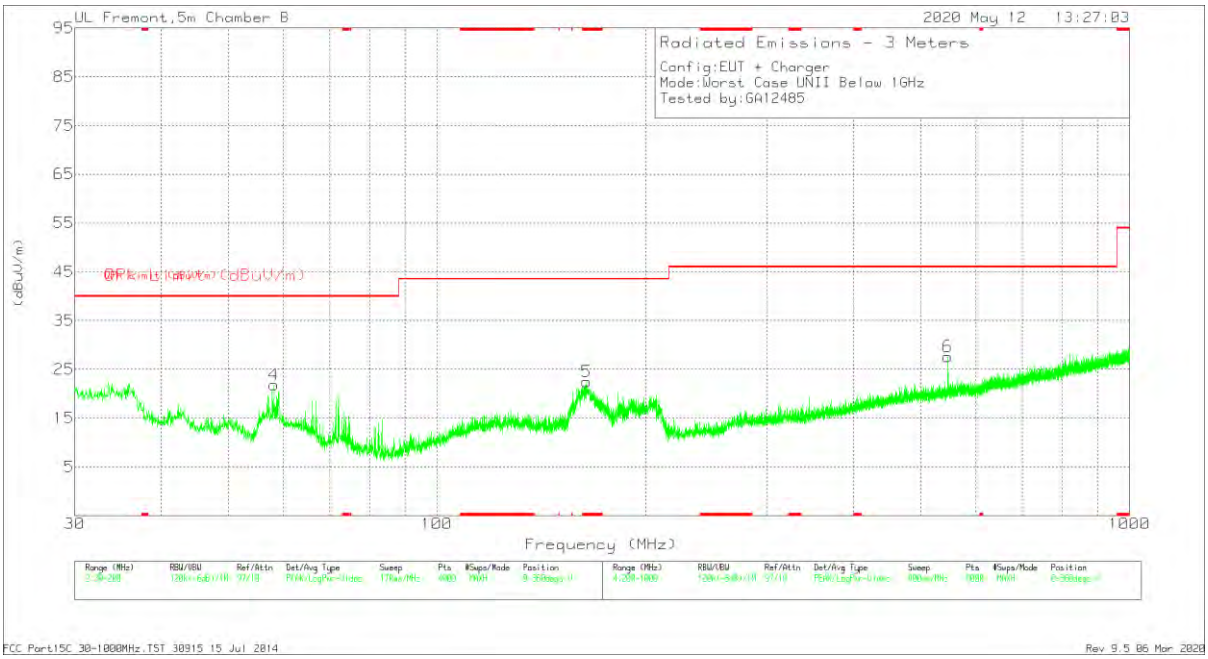

VERTICAL

UL VERIFICATION SERVICES INC.
47173 Benicia Street, Fremont, CA 94538; USA TEL:(510) 319-4000 FAX:(510) 661-0888
This report shall not be reproduced except in full, without the written approval of UL Verification Services Inc.

Below 1GHz DATA

Marker	Frequency (MHz)	Meter Reading (dBuV)	Det	AF T408 (dB/m)	Amp/Cbl (dB)	Corrected Reading (dBuV/m)	QPk Limit (dBuV/m)	Margin (dB)	Azimuth (Degs)	Height (cm)	Polarity
5	* 164.5048	36.73	Pk	16.1	-30.3	22.53	43.52	-20.99	0-360	101	V
4	58.1848	41.68	Pk	11.3	-31.1	21.88	40	-18.12	0-360	101	V
1	82.331	41.52	Pk	11.4	-30.9	22.02	40	-17.98	0-360	200	H
2	105.1169	38.19	Pk	15.5	-30.7	22.99	43.52	-20.53	0-360	300	H
6	546.9451	34.26	Pk	22.1	-28.8	27.56	46.02	-18.46	0-360	200	V
3	746.7711	30.18	Pk	24.6	-28	26.78	46.02	-19.24	0-360	101	H

* - indicates frequency in CFR47 Pt 15 / IC RSS-Restricted Band
Pk - Peak detector

UL VERIFICATION SERVICES INC.
47173 Benicia Street, Fremont, CA 94538; USA TEL:(510) 319-4000 FAX:(510) 661-0888
This report shall not be reproduced except in full, without the written approval of UL Verification Services Inc.

1.3. WORST CASE 18-26 GHz

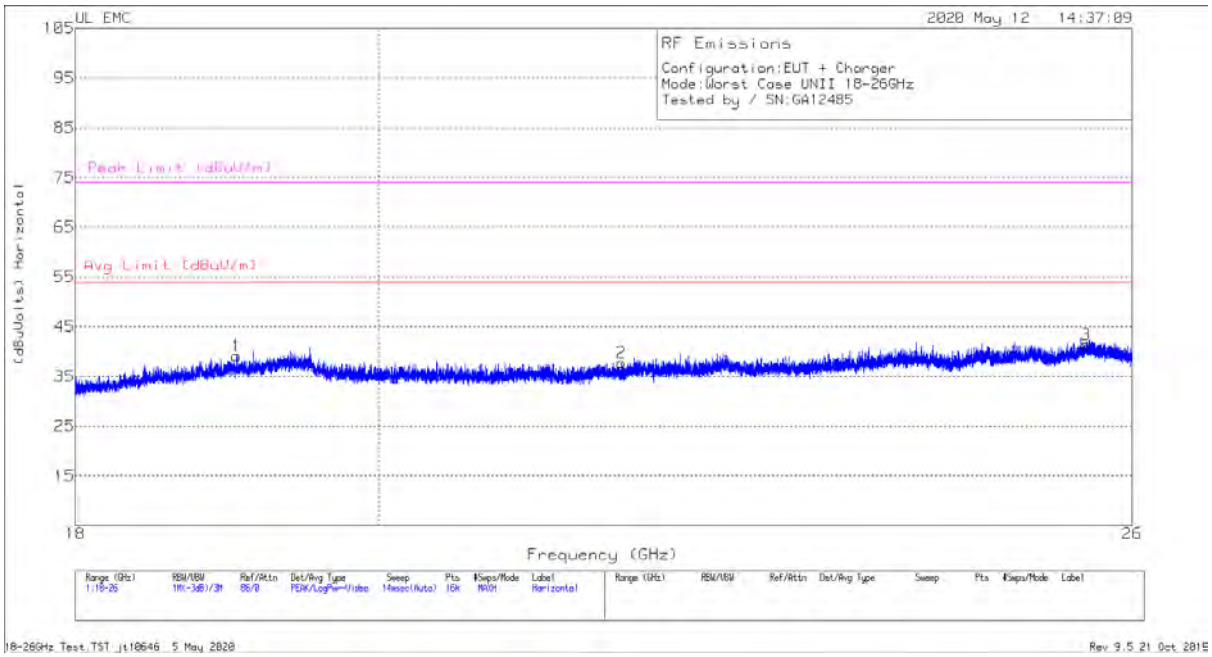

HORIZONTAL

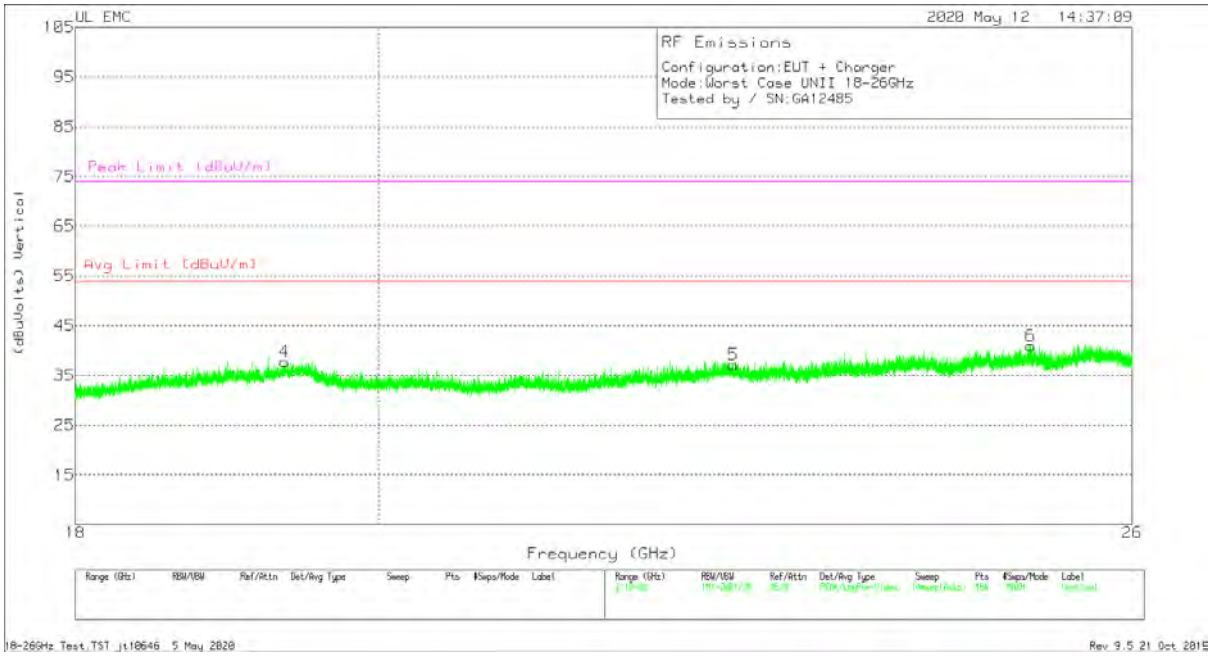

VERTICAL

UL VERIFICATION SERVICES INC.
47173 Benicia Street, Fremont, CA 94538; USA TEL:(510) 319-4000 FAX:(510) 661-0888
This report shall not be reproduced except in full, without the written approval of UL Verification Services Inc.

18 – 26GHz DATA

Marker	Frequency (GHz)	Meter Reading (dBuV)	Det	T125 AF (dB/m)	Amp/Cbl (dB)	Dist Corr (dB)	Corrected Reading (dBuVolts)	Avg Limit (dBuV/m)	Margin (dB)	Peak Limit (dBuV/m)	PK Margin (dB)
1	19.03894	35.99	Pk	32.7	-20.1	-9.5	39.09	54	-14.91	74	-34.91
2	21.76627	34.87	Pk	33.2	-20.8	-9.5	37.77	54	-16.23	74	-36.23
3	25.58403	36.21	Pk	34.3	-19.6	-9.5	41.41	54	-12.59	74	-32.59
4	19.35942	33.43	Pk	32.6	-18.8	-9.5	37.73	54	-16.27	74	-36.27
5	22.62871	33.44	Pk	33.4	-20.2	-9.5	37.14	54	-16.86	74	-36.86
6	25.09456	35.3	Pk	34.3	-19.1	-9.5	41	54	-13	74	-33

Pk - Peak detector

UL VERIFICATION SERVICES INC.
47173 Benicia Street, Fremont, CA 94538; USA TEL:(510) 319-4000 FAX:(510) 661-0888
This report shall not be reproduced except in full, without the written approval of UL Verification Services Inc.

1.4. WORST CASE 26-40 GHz

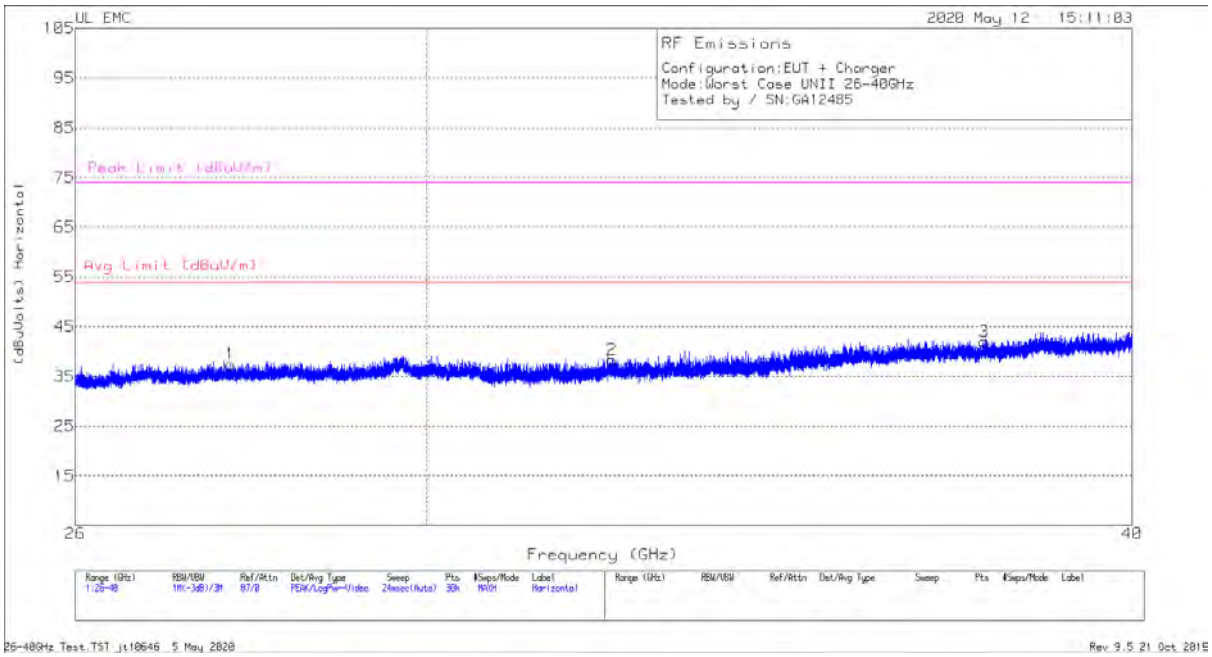

HORIZONTAL

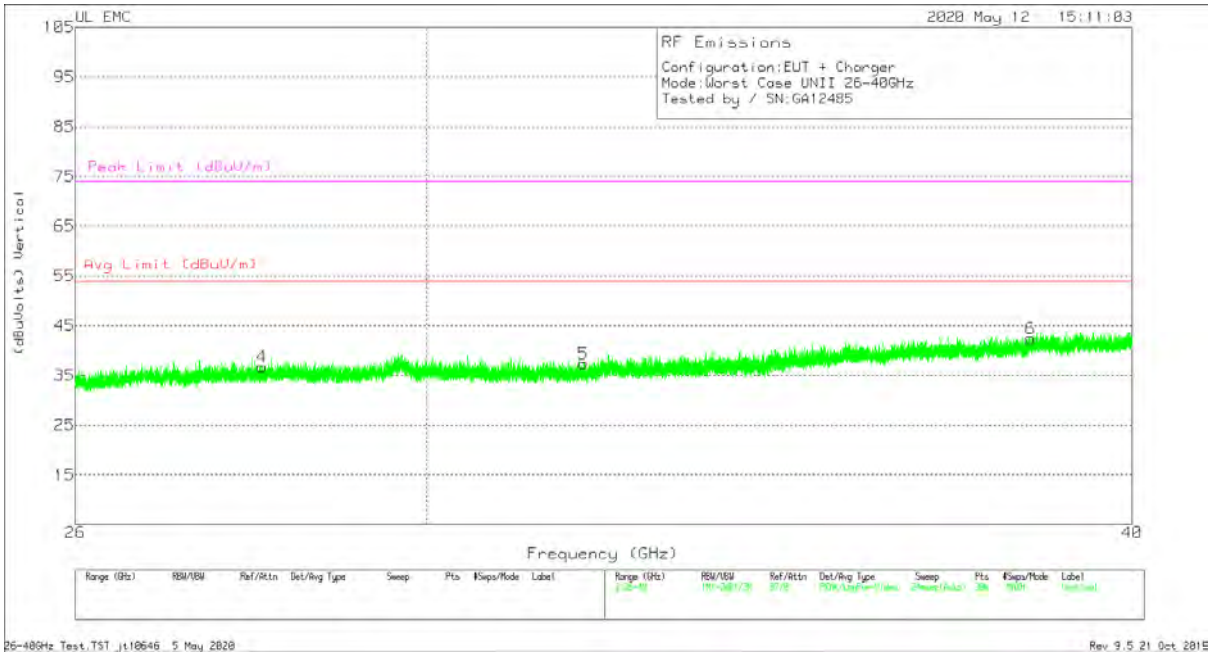

VERTICAL

UL VERIFICATION SERVICES INC.
47173 Benicia Street, Fremont, CA 94538; USA TEL:(510) 319-4000 FAX:(510) 661-0888
This report shall not be reproduced except in full, without the written approval of UL Verification Services Inc.

26 – 40GHz DATA

Marker	Frequency (GHz)	Meter Reading (dBuV)	Det	PRE018220 3 AF (dB/m)	Amp/Cbl (dB)	Dist Corr (dB)	Corrected Reading (dBuVolts)	Avg Limit (dBuV/m)	Margin (dB)	Peak Limit (dBuV/m)	PK Margin (dB)
1	27.69389	40.39	Pk	35.7	-29.2	-9.5	37.39	54	-16.61	74	-36.61
2	32.35698	38.87	Pk	37.1	-28.1	-9.5	38.37	54	-15.63	74	-35.63
3	37.65797	39.12	Pk	37.8	-25.4	-9.5	42.02	54	-11.98	74	-31.98
4	28.05413	38.83	Pk	36.1	-28.7	-9.5	36.73	54	-17.27	74	-37.27
5	31.97947	37.93	Pk	36.6	-27.7	-9.5	37.33	54	-16.67	74	-36.67
6	38.37239	38.59	Pk	38.3	-25	-9.5	42.39	54	-11.61	74	-31.61

Pk - Peak detector

UL VERIFICATION SERVICES INC.
47173 Benicia Street, Fremont, CA 94538; USA TEL:(510) 319-4000 FAX:(510) 661-0888
This report shall not be reproduced except in full, without the written approval of UL Verification Services Inc.

2. AC POWER LINE CONDUCTED EMISSIONS

LIMITS

FCC §15.207 (a)

RSS-Gen 8.8

Frequency of Emission (MHz)	Conducted Limit (dBµV)	
	Quasi-peak	Average
0.15-0.5	66 to 56 *	56 to 46 *
0.5-5	56	46
5-30	60	50

*Decreases with the logarithm of the frequency.

TEST PROCEDURE

The EUT is placed on a non-conducting table 40 cm from the vertical ground plane and 80 cm above the horizontal ground plane. The EUT is configured in accordance with ANSI C63.10.

The receiver is set to a resolution bandwidth of 9 kHz. Peak detection is used unless otherwise noted as quasi-peak or average.

Line conducted data is recorded for both NEUTRAL and HOT lines.

RESULTS

UL VERIFICATION SERVICES INC.
47173 Benicia Street, Fremont, CA 94538; USA TEL:(510) 319-4000 FAX:(510) 661-0888
This report shall not be reproduced except in full, without the written approval of UL Verification Services Inc.

2.1. AC Power Line with Laptop

LINE 1 RESULTS

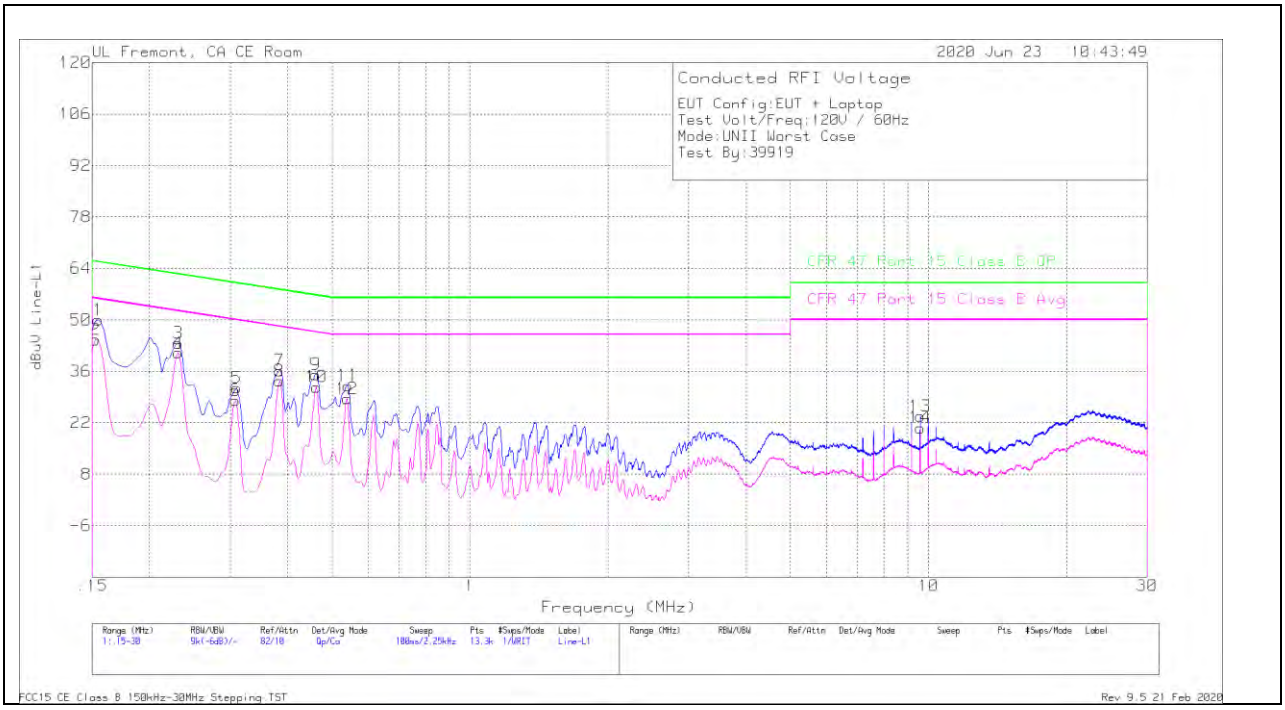

Range 1: Line-L1 .15 - 30MHz											
Marker	Frequency (MHz)	Meter Reading (dBuV)	Det	PRE018644 6 LISN L1	LC Cables C1&C3	Limiter (dB)	Corrected Reading dBuV	CFR 47 Part 15 Class B QP	QP Margin (dB)	CFR 47 Part 15 Class B Avg	Av(CISPR)M argin (dB)
1	.1545	39.87	Qp	.1	0	10	49.97	65.75	-15.78	-	-
2	.15225	34.52	Ca	.1	0	10	44.62	-	-	55.88	-11.26
3	.231	33.66	Qp	0	0	10	43.66	62.41	-18.75	-	-
4	.231	31.05	Ca	0	0	10	41.05	-	-	52.41	-11.36
5	.30975	21.45	Qp	0	0	10	31.45	59.98	-28.53	-	-
6	.3075	18.08	Ca	0	0	10	28.08	-	-	50.04	-21.96
7	.384	26.12	Qp	0	0	10	36.12	58.19	-22.07	-	-
8	.384	23.38	Ca	0	0	10	33.38	-	-	48.19	-14.81
9	.4605	25.12	Qp	0	0	10	35.12	56.68	-21.56	-	-
10	.46275	21.74	Ca	0	0	10	31.74	-	-	46.64	-14.9
11	.5415	22.05	Qp	0	0	10	32.05	56	-23.95	-	-
12	.53925	18.57	Ca	0	0	10	28.57	-	-	46	-17.43
13	9.58875	13.47	Qp	0	.2	10.1	23.77	60	-36.23	-	-
14	9.58875	10.31	Ca	0	.2	10.1	20.61	-	-	50	-29.39

Qp - Quasi-Peak detector
Ca - CISPR average detection

UL VERIFICATION SERVICES INC.
47173 Benicia Street, Fremont, CA 94538; USA TEL:(510) 319-4000 FAX:(510) 661-0888
This report shall not be reproduced except in full, without the written approval of UL Verification Services Inc.

LINE 2 RESULTS

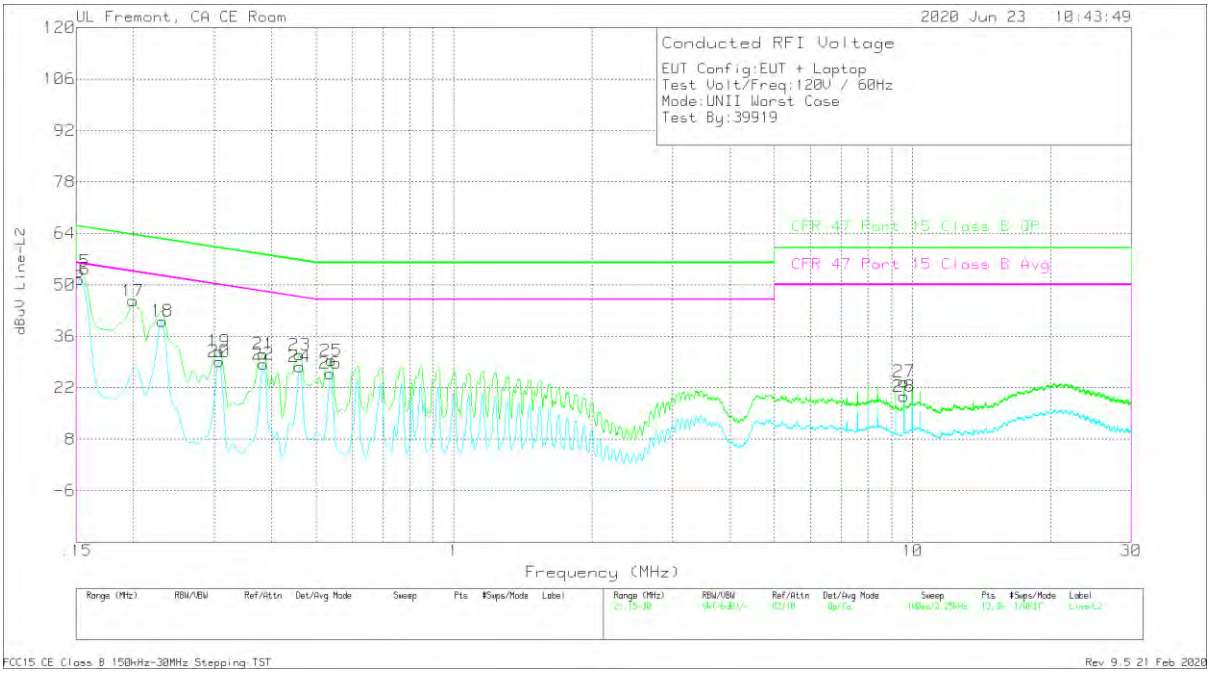

Range 2: Line-L2 .15 - 30MHz											
Marker	Frequency (MHz)	Meter Reading (dBuV)	Det	PRE018644 6 LISN L2	LC Cables C2&C3	Limiter (dB)	Corrected Reading dBuV	CFR 47 Part 15 Class B QP	QP Margin (dB)	CFR 47 Part 15 Class B Avg	Av(CISPR)M argin (dB)
15	.15225	43.64	Qp	0	0	10	53.64	65.88	-12.24	-	-
16	.15225	41.53	Ca	0	0	10	51.53	-	-	55.88	-4.35
17	.1995	35.67	Qp	0	0	10	45.67	63.63	-17.96	-	-
18	.231	30.1	Ca	0	0	10	40.1	-	-	52.41	-12.31
19	.3075	21.86	Qp	0	0	10	31.86	60.04	-28.18	-	-
20	.3075	19.11	Ca	0	0	10	29.11	-	-	50.04	-20.93
21	.384	21.16	Qp	0	0	10	31.16	58.19	-27.03	-	-
22	.384	18.44	Ca	0	0	10	28.44	-	-	48.19	-19.75
23	.4605	20.94	Qp	0	0	10	30.94	56.68	-25.74	-	-
24	.4605	17.73	Ca	0	0	10	27.73	-	-	46.68	-18.95
25	.53925	19.42	Qp	0	0	10	29.42	56	-26.58	-	-
26	.537	15.91	Ca	0	0	10	25.91	-	-	46	-20.09
27	9.5865	13.33	Qp	0	.2	10.1	23.63	60	-36.37	-	-
28	9.5865	9.37	Ca	0	.2	10.1	19.67	-	-	50	-30.33

Qp - Quasi-Peak detector
Ca - CISPR average detection

UL VERIFICATION SERVICES INC.
47173 Benicia Street, Fremont, CA 94538; USA TEL:(510) 319-4000 FAX:(510) 661-0888
This report shall not be reproduced except in full, without the written approval of UL Verification Services Inc.

2.2. AC Power Line with AC Adapter

LINE 1 RESULTS

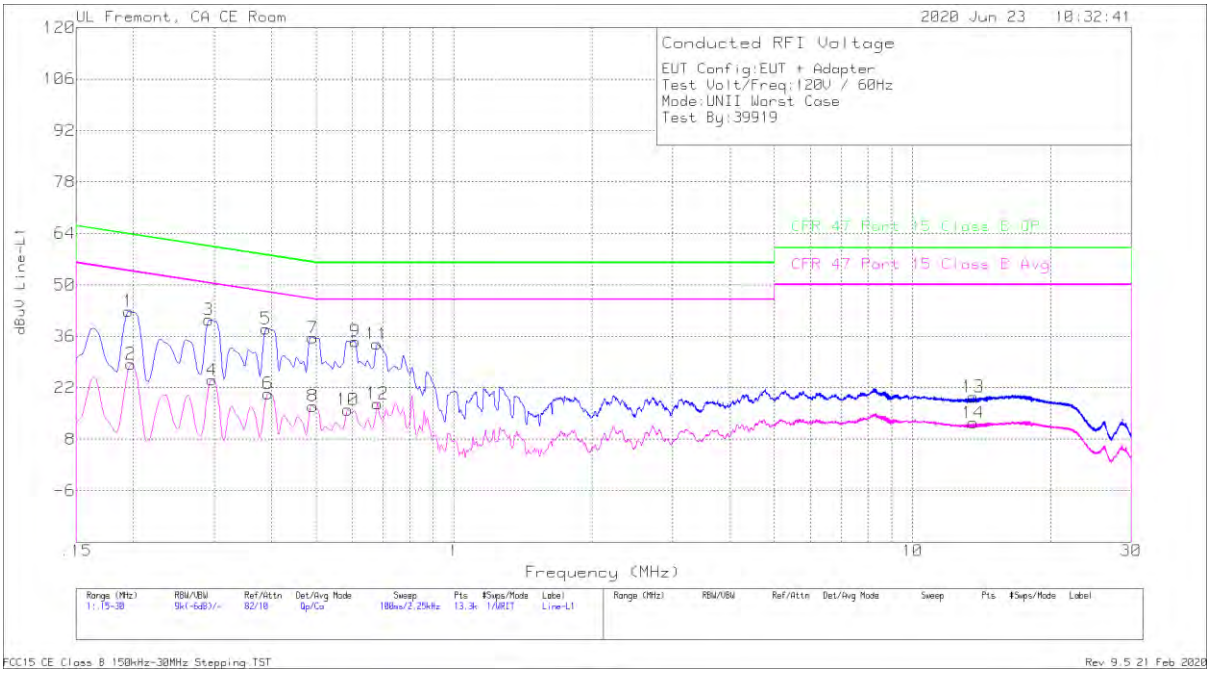

Range 1: Line-L1 .15 - 30MHz											
Marker	Frequency (MHz)	Meter Reading (dBuV)	Det	PRE018644 6 LISN L1	LC Cables C1&C3	Limiter (dB)	Corrected Reading dBuV	CFR 47 Part 15 Class B QP	QP Margin (dB)	CFR 47 Part 15 Class B Avg	Av(CISPR)M argin (dB)
1	.195	32.79	Qp	0	0	10	42.79	63.82	-21.03	-	-
2	.19725	18.47	Ca	0	0	10	28.47	-	-	53.73	-25.26
3	.29175	30.48	Qp	0	0	10	40.48	60.47	-19.99	-	-
4	.29625	14.11	Ca	0	0	10	24.11	-	-	50.35	-26.24
5	.3885	28.04	Qp	0	0	10	38.04	58.1	-20.06	-	-
6	.393	10.43	Ca	0	0	10	20.43	-	-	48	-27.57
7	.492	25.57	Qp	0	0	10	35.57	56.13	-20.56	-	-
8	.492	7.02	Ca	0	0	10	17.02	-	-	46.13	-29.11
9	.609	24.65	Qp	0	0	10	34.65	56	-21.35	-	-
10	.5865	6.01	Ca	0	0	10	16.01	-	-	46	-29.99
11	.67875	23.88	Qp	0	0	10	33.88	56	-22.12	-	-
12	.681	7.63	Ca	0	0	10	17.63	-	-	46	-28.37
*13	13.56113	9.12	Qp	.1	.2	10.1	19.52	60	-40.48	-	-
*14	13.56	2.09	Ca	.1	.2	10.1	12.49	-	-	50	-37.51

Qp - Quasi-Peak detector
Ca - CISPR average detection

*Indicates UL RFID Signal. Not from device.

UL VERIFICATION SERVICES INC.
47173 Benicia Street, Fremont, CA 94538; USA TEL:(510) 319-4000 FAX:(510) 661-0888
This report shall not be reproduced except in full, without the written approval of UL Verification Services Inc.

LINE 2 RESULTS

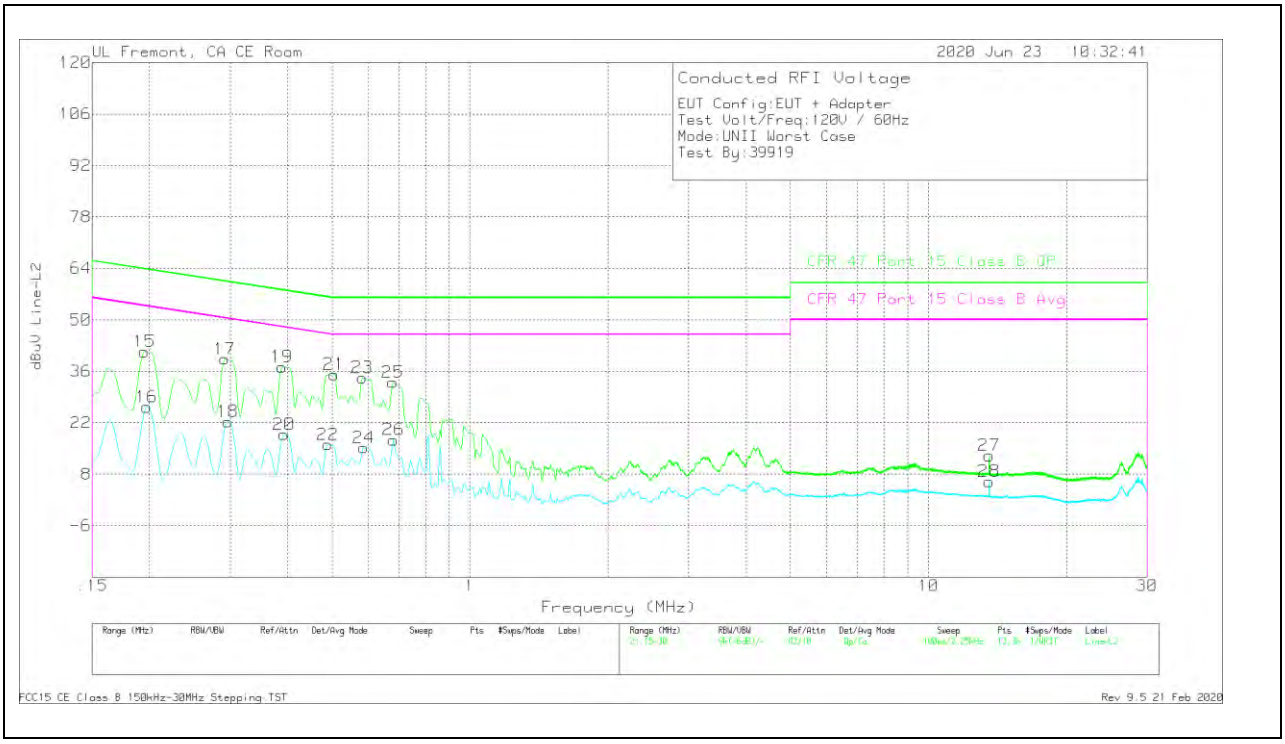

Range 2: Line-L2 .15 - 30MHz											
Marker	Frequency (MHz)	Meter Reading (dBuV)	Det	PRE018644 6 LISN L2	LC Cables C2&C3	Limiter (dB)	Corrected Reading dBuV	CFR 47 Part 15 Class B QP	QP Margin (dB)	CFR 47 Part 15 Class B Avg	Av(CISPR)M argin (dB)
15	.195	31.35	Qp	0	0	10	41.35	63.82	-22.47	-	-
16	.19725	16.28	Ca	0	0	10	26.28	-	-	53.73	-27.45
17	.29175	29.33	Qp	0	0	10	39.33	60.47	-21.14	-	-
18	.29625	12.28	Ca	0	0	10	22.28	-	-	50.35	-28.07
19	.3885	27.18	Qp	0	0	10	37.18	58.1	-20.92	-	-
20	.393	8.8	Ca	0	0	10	18.8	-	-	48	-29.2
21	.5055	25.14	Qp	0	0	10	35.14	56	-20.86	-	-
22	.48975	6.07	Ca	0	0	10	16.07	-	-	46.17	-30.1
23	.582	24.28	Qp	0	0	10	34.28	56	-21.72	-	-
24	.5865	5.23	Ca	0	0	10	15.23	-	-	46	-30.77
25	.67875	23.03	Qp	0	0	10	33.03	56	-22.97	-	-
26	.681	7.35	Ca	0	0	10	17.35	-	-	46	-28.65
*27	13.56	2.72	Qp	.1	.2	10.1	13.12	60	-46.88	-	-
*28	13.56	-4.36	Ca	.1	.2	10.1	6.04	-	-	50	-43.96

Qp - Quasi-Peak detector
Ca - CISPR average detection

*Indicates UL RFID Signal. Not from device.

UL VERIFICATION SERVICES INC.
47173 Benicia Street, Fremont, CA 94538; USA TEL:(510) 319-4000 FAX:(510) 661-0888
This report shall not be reproduced except in full, without the written approval of UL Verification Services Inc.

3. SETUP PHOTOS

Please refer to 13179110-EP1V1 for setup photos

END OF TEST REPORT

UL VERIFICATION SERVICES INC.
47173 Benicia Street, Fremont, CA 94538; USA TEL:(510) 319-4000 FAX:(510) 661-0888
This report shall not be reproduced except in full, without the written approval of UL Verification Services Inc.