TEST REPORT

Report Number. : 13179110-E8V2

Applicant : APPLE, INC
1 APPLE PARK WAY
CUPERTINO, CA 95014, U.S.A

Model : A2176

FCC ID : BCG-E3539A

EUT Description : SMARTPHONE

Test Standard(s) : FCC CFR47 PART 22H, 24E, 27, 90S, 90R, AND 96

Date Of Issue:
SEPTEMBER 28, 2020

Prepared by:
UL Verification Services Inc.
47173 Benicia Street
Fremont, CA 94538, U.S.A.
TEL: (510) 319-4000
FAX: (510) 661-0888

NVLAP® TESTING
ilac-MRA
NVLAP Lab code: 200065-0

Revision History

Rev.	Issue Date	Revisions	Revised By
V1	09/27/2020	Initial Review	Mengistu Mekuria
V2	09/28/2020	Adressed TCB Feedbacck	Sintia Andrean

UL VERIFICATION SERVICES INC. FORM NO: CCSUP4031B
47173 BENICIA STREET, FREMONT, CA 94538, USA TEL: (510) 319-4000 FAX: (510) 661-0888
This report shall not be reproduced except in full, without the written approval of UL Verification Services Inc.

TABLE OF CONTENTS

1. ATTESTATION OF TEST RESULTS 9

2. TEST METHODOLOGY 10

3. FACILITIES AND ACCREDITATION 10

4. DECISION RULES AND MEASUREMENT UNCERTAINTY 11

4.1. METROLOGICAL TRACEABILITY 11
4.2. DECISION RULES 11
4.3. MEASUREMENT UNCERTAINTY 11
4.4. SAMPLE CALCULATION 11

5. EQUIPMENT UNDER TEST 12

5.1. DESCRIPTION OF EUT 12
5.2. MAXIMUM OUTPUT POWER 12
5.3. SOFTWARE AND FIRMWARE 20
5.4. MAXIMUM ANTENNA GAIN 20
5.5. WORST-CASE CONFIGURATION AND MODE 21
5.6. DESCRIPTION OF TEST SETUP 23

6. TEST AND MEASUREMENT EQUIPMENT 25

7. RF OUTPUT POWER VERIFICATION 26

7.1. LTE BAND 2 28
7.2. LTE BAND 5 34
7.3. 5G NR BAND n5 38
7.4. LTE BAND 7 39
7.5. LTE BAND 12 43
7.6. 5G NR BAND n12 47
7.7. LTE BAND 13 48
7.8. LTE BAND 14 50
7.9. LTE BAND 17 52
7.10. LTE BAND 25 54
7.11. LTE BAND 26 (FCC Part 90S) 60
7.12. LTE BAND 30(NS21) 64
7.13. LTE BAND 41 (NS04) 66
7.14. 5G NR Band n41 (NS04) 70

UL VERIFICATION SERVICES INC. FORM NO: CCSUP4031B
47173 BENICIA STREET, FREMONT, CA 94538, USA TEL: (510) 319-4000 FAX: (510) 661-0888
This report shall not be reproduced except in full, without the written approval of UL Verification Services Inc.

7.15. LTE BAND 48 (NS127) 74
7.16. LTE BAND 66 78
7.17. LTE BAND 71 84
7.18. 5G NR Band n77 88

8. CONDUCTED TEST RESULTS 92
8.1. OCCUPIED BANDWIDTH 92
8.1.1. LTE BAND 2 102
8.1.2. LTE BAND 5 103
8.1.3. 5G NR BAND n5 103
8.1.4. LTE BAND 7 104
8.1.5. LTE BAND 12 105
8.1.6. 5G NR BAND n12 105
8.1.7. LTE BAND 13 106
8.1.8. LTE BAND 14 106
8.1.9. LTE BAND 17 107
8.1.10. LTE BAND 25 108
8.1.11. LTE BAND 26 (FCC PART 90S) 109
8.1.12. LTE BAND 30 110
8.1.13. LTE BAND 41 111
8.1.14. 5G NR BAND n41 112
8.1.15. LTE BAND 48 114
8.1.16. LTE BAND 66 115
8.1.17. LTE BAND 71 116
8.1.18. 5G NR BAND n77 117
8.2. BAND EDGE AND EMISSION MASK 119
8.2.1. LTE BAND 2 BANDEDGE 121
8.2.2. LTE BAND 5 AND 5G NR BAND n5 BANDEDGE 126
8.2.3. LTE BAND 7 ADJACENT CHANNEL POWER 132
8.2.4. LTE BAND 12 AND 5G NR BAND n12 ADJACENT CHANNEL POWER 140
8.2.5. LTE BAND 13 ADJACENT CHANNEL POWER 151
8.2.6. LTE BAND 14 ADJACENT CHANNEL POWER 154
8.2.7. LTE BAND 17 ADJACENT CHANNEL POWER 157
8.2.8. LTE BAND 25 BANDEDGE 160
8.2.9. LTE BAND 26 EMISSION MASK (FCC PART 90S) 165

UL VERIFICATION SERVICES INC. FORM NO: CCSUP4031B
47173 BENICIA STREET, FREMONT, CA 94538, USA TEL: (510) 319-4000 FAX: (510) 661-0888
This report shall not be reproduced except in full, without the written approval of UL Verification Services Inc.

8.2.10. LTE BAND 30 ADJACENT CHANNEL POWER 169
8.2.11. LTE BAND 41 and 5G NR BAND n41 ADJACENT CHANNEL POWER 171
8.2.12. LTE BAND 48 ADJACENT CHANNEL POWER 192
8.2.13. LTE BAND 66 BANDEDGE ADJACENT CHANNEL POWER 201
8.2.14. LTE BAND 71 ADJACENT CHANNEL POWER 206
8.2.15. 5G NR BAND n77 ADJACENT CHANNEL POWER 215
8.3. OUT OF BAND EMISSIONS 230
8.3.1. LTE BAND 2 231
8.3.2. LTE BAND 5 AND 5G NR BAND n5 235
8.3.3. LTE BAND 7 238
8.3.4. LTE BAND 12 AND 5G NR BAND n12 241
8.3.5. LTE BAND 13 244
8.3.6. LTE BAND 14 246
8.3.7. LTE BAND 17 248
8.3.8. LTE BAND 25 250
8.3.9. LTE BAND 26 (FCC PART 90S) 254
8.3.10. LTE BAND 30 256
8.3.11. LTE BAND 41 AND 5G NR BAND n41 258
8.3.12. LTE BAND 48 261
8.3.13. LTE BAND 66 266
8.3.14. LTE BAND 71 270
8.3.15. 5G NR BAND n77 273
8.4. FREQUENCY STABILITY 274
8.4.1. LTE BAND 2 275
8.4.2. LTE BAND 5 AND 5G NR BAND n5 276
8.4.3. LTE BAND 7 278
8.4.4. LTE BAND 12 AND 5G NR BAND n12 279
8.4.5. LTE BAND 13 281
8.4.6. LTE BAND 14 282
8.4.7. LTE BAND 17 283
8.4.8. LTE BAND 25 284
8.4.9. LTE BAND 26 (FCC PART 90S) 285
8.4.10. LTE BAND 30 286
8.4.11. LTE BAND 41 AND 5G NR BAND n41 287

UL VERIFICATION SERVICES INC. FORM NO: CCSUP4031B
47173 BENICIA STREET, FREMONT, CA 94538, USA TEL: (510) 319-4000 FAX: (510) 661-0888
This report shall not be reproduced except in full, without the written approval of UL Verification Services Inc.

8.4.12. LTE BAND 48 289
8.4.13. LTE BAND 66 290
8.4.14. LTE BAND 71 291
8.4.15. 5G NR BAND n77 292
8.5. PEAK-TO-AVERAGE POWER RATIO 293
8.5.1. LTE BAND 2 294
8.5.2. LTE BAND 5 AND 5G NR BAND n5 296
8.5.3. LTE BAND 7 299
8.5.4. LTE BAND 12 AND 5G NR BAND n12 301
8.5.5. LTE BAND 13 303
8.5.6. LTE BAND 14 304
8.5.7. LTE BAND 17 305
8.5.8. LTE BAND 25 306
8.5.9. LTE BAND 26 (FCC PART 90S) 308
8.5.10. LTE BAND 30 310
8.5.11. LTE BAND 41 AND 5G NR BAND n41 311
8.5.12. LTE BAND 48 312
8.5.13. LTE BAND 66 313
8.5.14. LTE BAND 71 315
8.5.15. 5G NR BAND n77 317
9. RADIATED TEST RESULTS 318
9.1. Example Plot 319
9.2. FIELD STRENGTH OF SPURIOUS RADIATION, ANT 1 321
9.2.1. LTE BAND 2 322
9.2.2. LTE BAND 5 AND 5G NR BAND n5 324
9.2.3. LTE BAND 7 327
9.2.4. LTE BAND 12 AND 5G NR BAND n12 329
9.2.5. LTE BAND 13 332
9.2.6. LTE BAND 14 333
9.2.7. LTE BAND 17 334
9.2.8. LTE BAND 25 335
9.2.9. LTE BAND 26 (FCC PART 90S) 337
9.2.10. LTE BAND 30 338
9.2.11. LTE BAND 41 AND 5G NR BAND n41 339

This report shall not be reproduced except in full, without the written approval of UL Verification Services Inc.

9.2.12. LTE BAND 66 342
9.2.13. LTE BAND 71 344
9.3. FIELD STRENGTH OF SPURIOUS RADIATION, ANT 2 346
9.3.1. LTE BAND 2 347
9.3.2. LTE BAND 5 AND 5G NR BAND n5 349
9.3.3. LTE BAND 7 352
9.3.4. LTE BAND 12 AND 5G NR Band n12 354
9.3.5. LTE BAND 13 357
9.3.6. LTE BAND 14 358
9.3.7. LTE BAND 17 359
9.3.8. LTE BAND 25 360
9.3.9. LTE BAND 26 (FCC PART 90S) 362
9.3.10. LTE BAND 30 363
9.3.11. LTE BAND 41 AND 5G NR BAND n41 364
9.3.12. LTE BAND 66 366
9.3.13. LTE BAND 71 368
9.4. FIELD STRENGTH OF SPURIOUS RADIATION, ANT 3 370
9.4.1. LTE BAND 2 371
9.4.2. LTE BAND 7 373
9.4.3. LTE BAND 25 375
9.4.4. LTE BAND 30 377
9.4.5. LTE BAND 41 AND 5G NR BAND n41 378
9.4.6. LTE BAND 66 380
9.5. FIELD STRENGTH OF SPURIOUS RADIATION, ANT 4 382
9.5.1. LTE BAND 2 383
9.5.2. LTE BAND 7 385
9.5.3. LTE BAND 25 387
9.5.4. LTE BAND 30 389
9.5.5. LTE BAND 41 AND 5G NR BAND n41 390
9.5.6. LTE BAND 48 392
9.5.7. LTE BAND 66 393
9.5.8. 5G NR BAND n77 395
9.6. FIELD STRENGTH OF SPURIOUS RADIATION, ANT7 397
9.6.1. LTE BAND 48 398

UL VERIFICATION SERVICES INC. FORM NO: CCSUP4031B
47173 BENICIA STREET, FREMONT, CA 94538, USA TEL: (510) 319-4000 FAX: (510) 661-0888
This report shall not be reproduced except in full, without the written approval of UL Verification Services Inc.

9.6.2. 5G NR BAND n77 399
9.7. FIELD STRENGTH OF SPURIOUS RADIATION, ANT8 401
9.7.1. LTE BAND 48 402
9.7.2. 5G NR BAND n77 403
9.8. FIELD STRENGTH OF SPURIOUS RADIATION, ANT9 405
9.8.1. LTE BAND 48 406
9.8.2. 5G NR BAND n77 407
10. SETUP PHOTOS 409

UL VERIFICATION SERVICES INC. FORM NO: CCSUP4031B
47173 BENICIA STREET, FREMONT, CA 94538, USA TEL: (510) 319-4000 FAX: (510) 661-0888
This report shall not be reproduced except in full, without the written approval of UL Verification Services Inc.

1. ATTESTATION OF TEST RESULTS

Applicant Name and Address	APPLE, INC 1 APPLE PARK WAY CUPERTINO, CA 95014, U.S.A
Model	A2176
FCC ID	BCG-E3539A
EUT Description	SMARTPHONE
Serial Number	Model (2176): C7H024200G6P54Y4N (Conducted) and C7CD609T08HK (Radiated)
Date Tested	JUNE 30, 2020 to SEPTEMBER 28, 2020
Applicable Standards	FCC CFR47 22H, 24E, 27, 90S, 90R, AND 96
Test Results	COMPLIES

UL Verification Services Inc. tested the above equipment in accordance with the requirements set forth in the above standards. The test results show that the equipment tested is capable of demonstrating compliance with the requirements as documented in this report.

The results documented in this report apply only to the tested sample, under the conditions and modes of operation as described herein. It is the manufacturer's responsibility to assure that additional production units of this model are manufactured with identical electrical and mechanical components. All samples tested were in good operating condition throughout the entire test program. Measurement Uncertainties are published for informational purposes only and were not taken into account unless noted otherwise.

This document may not be altered or revised in any way unless done so by UL Verification Services Inc. and all revisions are duly noted in the revisions section. Any alteration of this document not carried out by UL Verification Services Inc. will constitute fraud and shall nullify the document. This report must not be used by the client to claim product certification, approval, or endorsement by NVLAP, NIST, any agency of the Federal Government, or any agency of the U.S. government.

Approved & Released By:	Reviewed By:	Prepared By:
Mengistu Mekuria Lead Test Engineer UL Verification Services Inc.	Glenn Escano Project Engineer UL Verification Services Inc.	Sintia Andrean Laboratory Engineer UL Verification Services Inc.

This report shall not be reproduced except in full, without the written approval of UL Verification Services Inc.

2. TEST METHODOLOGY

The tests documented in this report were performed in accordance with the following:

- ANSI C63.26:2015
- FCC CFR 47 Part 2, Part 22, Part 24, Part 27, Part 90, and Part 96
- FCC KDB 971168 D01 v03r01: Power Meas License Digital Systems
- FCC KDB 971168 D02 v02r01: Misc Rev Approv License Devices
- FCC KDB 412172 D01 v01r01. Determining ERP and EIRP

3. FACILITIES AND ACCREDITATION

The test sites and measurement facilities used to collect data are located at 47173 and 47266 Benicia Street, and 47658 Kato Road, Fremont, California, USA. The following table identifies which facilities were utilized for radiated emission measurements documented in this report. Specific facilities are also identified in the test results sections.

47173 Benicia Street	47266 Benicia Street	47658 Kato Road
☒ Chamber A	☐ Chamber D	☒ Chamber I
☒ Chamber B	☐ Chamber E	☐ Chamber J
☐ Chamber C	☐ Chamber F	☐ Chamber K
	☐ Chamber G	☐ Chamber L
	☐ Chamber H	☐ Chamber M

The above test sites and facilities are covered under FCC Test Firm Registration # 208313. Chambers above are covered under Industry Canada company address and respective code: 2324A.

UL Verification Services Inc. is accredited by NVLAP, Laboratory Code 200065-0

This report shall not be reproduced except in full, without the written approval of UL Verification Services Inc.

4. DECISION RULES AND MEASUREMENT UNCERTAINTY

4.1. METROLOGICAL TRACEABILITY

All test and measuring equipment utilized to perform the tests documented in this report are calibrated on a regular basis, with a maximum time between calibrations of one year or the manufacturers' recommendation, whichever is less, and where applicable is traceable to recognized national standards.

4.2. DECISION RULES

The Decision Rule is based on Simple Acceptance in accordance with ISO Guide 98-4:2012 Clause 8.2. (Measurement uncertainty is not taken into account when stating conformity with a specified requirement.)

4.3. MEASUREMENT UNCERTAINTY

Where relevant, the following measurement uncertainty levels have been estimated for tests performed on the apparatus:

PARAMETER	U_{Lab}
Conducted Disturbance, 9KHz to 0.15 MHz	3.39 dB
Conducted Disturbance, 0.15 to 30 MHz	3.07 dB
Radiated Disturbance, 9KHz to 30 MHz	2.52 dB
Radiated Disturbance, 30 to 1000 MHz	4.88 dB
Radiated Disturbance,1000 to 18000 MHz	4.24 dB
Radiated Disturbance,18000 to 26000 MHz	4.37 dB
Radiated Disturbance,26000 to 40000 MHz	5.17 dB
Occupied Channel Bandwidth	±0.39 %
Temperature	±0.9 °C
Supply voltages	±0.45 %
Time	±0.02 %

Uncertainty figures are valid to a confidence level of 95%.

4.4. SAMPLE CALCULATION

RADIATED EMISSIONS

Where relevant, the following sample calculation is provided:
Field Strength (dBuV/m) = Measured Voltage (dBuV) + Antenna Factor (dB/m) + Cable Loss (dB) – Preamp Gain (dB)
36.5 dBuV + 18.7 dB/m + 0.6 dB – 26.9 dB = 28.9 dBuV/m

MAINS CONDUCTED EMISSIONS

Where relevant, the following sample calculation is provided:
Final Voltage (dBuV) = Measured Voltage (dBuV) + Cable Loss (dB) + Limiter Factor (dB) + LISN Insertion Loss.
36.5 dBuV + 0 dB +10.1 dB+ 0 dB = 46.6 dBuV

This report shall not be reproduced except in full, without the written approval of UL Verification Services Inc.

5. EQUIPMENT UNDER TEST

5.1. DESCRIPTION OF EUT

The Apple iPhone is a smartphone with multimedia functions (music, application support, and video), cellular GSM, GPRS, EGPRS, UMTS, LTE, 5G, CDMA, IEEE 802.11a/b/g/n/ac/ax, Bluetooth, Ultra-Wideband, GPS, NFC and WPT. All models support at least one UICC based SIM. The second SIM is either an UICC based p-SIM (physical SIM) or e-SIM (electronic SIM). The device supports a built-in inductive charging transmitter and receiver. The rechargeable battery is not user accessible.

5.2. MAXIMUM OUTPUT POWER

EIRP/ERP TEST PROCEDURE

ANSI C63.26:2015
KDB 971168 D01 Section 5.6

ERP/EIRP = PMeas + GT − LC
where: ERP/EIRP = effective or equivalent radiated power, respectively (expressed in the same units as PMeas, typically dBW or dBm);
PMeas = measured transmitter output power or PSD, in dBm or dBW;
GT = gain of the transmitting antenna, in dBd (ERP) or dBi (EIRP);
LC = signal attenuation in the connecting cable between the transmitter and antenna, in dB.

For devices utilizing multiple antennas, KDB 662911 provides guidance for determining the effective array transmit antenna gain term to be used in the above equation.

EUT includes different power levels for head use configuration and body use configuration and the below tables contain the highest of all configurations average conducted and ERP/EIRP output powers as follows:

This report shall not be reproduced except in full, without the written approval of UL Verification Services Inc.

LTE BAND 2

Part 24 / RSS 133	
EIRP Limit (W)	2.00
Antenna Gain (dBi)	-0.30

Bandwidth (MHz)	Modulation	Low Frequency (MHz)	Upper Frequency (MHz)	Conducted Average (dBm)	EIRP Average (dBm)	EIRP Average (W)	99% BW (kHz)	Emission Designator
1.4	QPSK	1850.7	1909.3	25.0	24.70	0.295	1082	1M08G7W
	16QAM			24.4	24.14	0.259	1086.2	1M09D7W
3.0	QPSK	1851.5	1908.5	25.0	24.70	0.295	2685.1	2M69G7W
	16QAM			24.5	24.20	0.263	2682.7	2M68D7W
5.0	QPSK	1852.5	1907.5	25.0	24.70	0.295	4486	4M49G7W
	16QAM			24.6	24.30	0.269	4494.8	4M49D7W
10.0	QPSK	1855.0	1905.0	25.0	24.70	0.295	8950.7	8M95G7W
	16QAM			24.2	23.90	0.245	8924.4	8M92D7W
15.0	QPSK	1857.5	1902.5	25.0	24.70	0.295	13401.1	13M4G7W
	16QAM			24.5	24.20	0.263	13406.8	13M4D7W
20.0	QPSK	1860.0	1900.0	25.0	24.70	0.295	17804.4	17M8G7W
	16QAM			24.5	24.20	0.263	17852.7	17M9D7W

LTE BAND 5

Part 22H	
ERP Limit (W)	7.00
Antenna Gain (dBi)	-3.60

Bandwidth (MHz)	Modulation	Low Frequency (MHz)	Upper Frequency (MHz)	Conducted Average (dBm)	ERP Average (dBm)	ERP Average (W)	99% BW (kHz)	Emission Designator
1.4	QPSK	824.7	848.3	25.7	19.95	0.099	1081.9	1M08G7W
	16QAM			25.2	19.45	0.088	1087.4	1M09D7W
3.0	QPSK	825.5	847.5	25.7	19.95	0.099	2688.3	2M69G7W
	16QAM			25.2	19.45	0.088	2688.7	2M69D7W
5.0	QPSK	826.5	846.5	25.7	19.95	0.099	4507.2	4M51G7W
	16QAM			25.3	19.55	0.090	4479.9	4M48D7W
10.0	QPSK	829.0	844.0	25.7	19.95	0.099	8974.9	8M97G7W
	16QAM			25.2	19.45	0.088	8943.1	8M94D7W

5G NR Band n5

Part 22H	
ERP Limit (W)	7.00
Antenna Gain (dBi)	-3.60

Bandwidth (MHz)	Modulation	Low Frequency (MHz)	Upper Frequency (MHz)	Conducted Average (dBm)	ERP Average (dBm)	ERP Average (W)	99% BW (kHz)	Emission Designator
15.0	QPSK	831.5	841.5	25.7	19.95	0.099	13385	13M4G7W
	16QAM			24.8	19.05	0.080	13398	13M4D7W
20.0	QPSK	834.0	839.0	25.7	19.95	0.099	17822	17M8G7W
	16QAM			25.1	19.35	0.086	17817	17M8D7W

This report shall not be reproduced except in full, without the written approval of UL Verification Services Inc.

LTE BAND 7

Part 27 / RSS 199								
EIRP Limit (W)		2.00						
Antenna Gain (dBi)		-1.00						
Bandwidth (MHz)	Modulation	Low Frequency (MHz)	Upper Frequency (MHz)	Conducted Average (dBm)	EIRP Average (dBm)	EIRP Average (W)	99% BW (kHz)	Emission Designator
5.0	QPSK	2502.5	2567.5	25.0	24.00	0.251	4499.3	4M50G7W
	16QAM			24.5	23.50	0.224	4488.4	4M49D7W
10.0	QPSK	2505.0	2565.0	25.0	24.00	0.251	8938.4	8M94G7W
	16QAM			24.3	23.30	0.214	8951.4	8M95D7W
15.0	QPSK	2507.5	2562.5	25.0	24.00	0.251	13399.7	13M4G7W
	16QAM			24.3	23.30	0.214	13461.2	13M5D7W
20.0	QPSK	2510.0	2560.0	25.0	24.00	0.251	17783.1	17M8G7W
	16QAM			24.5	23.50	0.224	17806.7	17M8D7W

LTE BAND 12

Part 27 / RSS 130								
ERP Limit (W)		3.00						
Antenna Gain (dBi)		-6.20						
Bandwidth (MHz)	Modulation	Low Frequency (MHz)	Upper Frequency (MHz)	Conducted Average (dBm)	ERP Average (dBm)	ERP Average (W)	99% BW (kHz)	Emission Designator
1.4	QPSK	699.7	715.3	25.7	17.35	0.054	1082.3	1M08G7W
	16QAM			25.1	16.75	0.047	1087.9	1M09D7W
3.0	QPSK	700.5	714.5	25.7	17.35	0.054	2684.9	2M68G7W
	16QAM			25.0	16.65	0.046	2683.2	2M68D7W
5.0	QPSK	701.5	713.5	25.7	17.35	0.054	4492.2	4M49G7W
	16QAM			25.2	16.85	0.048	4492	4M49D7W
10.0	QPSK	704.0	711.0	25.7	17.35	0.054	8937.3	8M94G7W
	16QAM			24.8	16.45	0.044	8937.9	8M94D7W

5G NR Band n12

Part 27 / RSS 130								
ERP Limit (W)		3.00						
Antenna Gain (dBi)		-6.20						
Bandwidth (MHz)	Modulation	Low Frequency (MHz)	Upper Frequency (MHz)	Conducted Average (dBm)	ERP Average (dBm)	ERP Average (W)	99% BW (kHz)	Emission Designator
15.0	QPSK	706.5	708.5	25.7	17.35	0.054	13381	13M4G7W
	16QAM			24.7	16.35	0.043	13385	13M4D7W

This report shall not be reproduced except in full, without the written approval of UL Verification Services Inc.

LTE BAND 13

Part 27 / RSS 130								
ERP Limit (W)		3.00						
Antenna Gain (dBi)		-5.20						
Bandwidth (MHz)	Modulation	Low Frequency (MHz)	Upper Frequency (MHz)	Conducted Average (dBm)	ERP Average (dBm)	ERP Average (W)	99% BW (kHz)	Emission Designator
5.0	QPSK	779.5	784.5	25.7	18.35	0.068	4518.5	4M52G7W
	16QAM			25.0	17.65	0.058	4491.9	4M49D7W
10.0	QPSK	782.0	782.0	25.7	18.35	0.068	8942.7	8M94G7W
	16QAM			24.8	17.45	0.056	8928	8M93D7W

LTE BAND 14

Part 90R / RSS 140								
ERP Limit (W)		3.00						
Antenna Gain (dBi)		-5.20						
Bandwidth (MHz)	Modulation	Low Frequency (MHz)	Upper Frequency (MHz)	Conducted Average (dBm)	ERP Average (dBm)	ERP Average (W)	99% BW (kHz)	Emission Designator
5.0	QPSK	790.5	795.5	25.7	18.35	0.068	4470	4M47G7W
	16QAM			25.0	17.65	0.058	4487.1	4M49D7W
10.0	QPSK	793.0	793.0	25.7	18.35	0.068	8929.3	8M93G7W
	16QAM			24.8	17.45	0.056	8935.8	8M94D7W

LTE BAND 17

Part 27 / RSS 130								
ERP Limit (W)		3.00						
Antenna Gain (dBi)		-6.20						
Bandwidth (MHz)	Modulation	Low Frequency (MHz)	Upper Frequency (MHz)	Conducted Average (dBm)	ERP Average (dBm)	ERP Average (W)	99% BW (kHz)	Emission Designator
5.0	QPSK	706.5	713.5	25.7	17.35	0.054	4490.5	4M49G7W
	16QAM			25.3	16.95	0.050	4497.7	4M50D7W
10.0	QPSK	709.0	711.0	25.7	17.35	0.054	8936.1	8M94G7W
	16QAM			25.1	16.75	0.047	8925	8M93D7W

This report shall not be reproduced except in full, without the written approval of UL Verification Services Inc.

LTE BAND 25

Part 24 / RSS 133	
EIRP Limit (W)	2.00
Antenna Gain (dBi)	-0.30

Bandwidth (MHz)	Modulation	Low Frequency (MHz)	Upper Frequency (MHz)	Conducted Average (dBm)	EIRP Average (dBm)	EIRP Average (W)	99% BW (kHz)	Emission Designator
1.4	QPSK	1850.7	1914.3	25.0	24.70	0.295	1081.2	1M08G7W
	16QAM			24.4	24.10	0.257	1082.8	1M08D7W
3.0	QPSK	1851.5	1913.5	25.0	24.70	0.295	2685.3	2M69G7W
	16QAM			24.4	24.10	0.257	2677.3	2M68D7W
5.0	QPSK	1852.5	1912.5	25.0	24.70	0.295	4489.9	4M49G7W
	16QAM			24.5	24.20	0.263	4487.6	4M49D7W
10.0	QPSK	1855.0	1910.0	25.0	24.70	0.295	8924.7	8M92G7W
	16QAM			24.5	24.20	0.263	8928.1	8M93D7W
15.0	QPSK	1857.5	1907.5	25.0	24.70	0.295	13361.8	13M4G7W
	16QAM			24.5	24.20	0.263	13433.6	13M4D7W
20.0	QPSK	1860.0	1905.0	25.0	24.70	0.295	17825.5	17M8G7W
	16QAM			24.6	24.30	0.269	17826.9	17M8D7W

LTE BAND 26 (Part 90S)

Part 90S	
Conducted Limit (W)	100.00

Bandwidth (MHz)	Modulation	Low Frequency (MHz)	Upper Frequency (MHz)	Conducted Average (dBm)	Average (W)	99% BW (kHz)	Emission Designator
1.4	QPSK	814.7	823.3	25.7	0.372	1086.2	1M09G7W
	16QAM			25.0	0.316	1087.8	1M09D7W
3.0	QPSK	815.5	822.5	25.7	0.372	2684	2M68G7W
	16QAM			25.2	0.331	2675.4	2M68D7W
5.0	QPSK	816.5	821.5	25.7	0.372	4512.9	4M51G7W
	16QAM			25.2	0.331	4487	4M49D7W
10.0	QPSK	819.0	819.0	25.7	0.372	8923.3	8M92G7W
	16QAM			24.7	0.295	8936.9	8M94D7W

LTE BAND 30

Part 27 / RSS 195	
EIRP Limit (W)	0.25
Antenna Gain (dBi)	-3.00

Bandwidth (MHz)	Modulation	Low Frequency (MHz)	Upper Frequency (MHz)	Conducted Average (dBm)	EIRP Average (dBm)	EIRP Average (W)	99% BW (kHz)	Emission Designator
5.0	QPSK	2307.5	2312.5	25.0	22.00	0.158	4516.4	4M52G7W
	16QAM			24.4	21.40	0.138	4493.4	4M49D7W
10.0	QPSK	2310.0	2310.0	25.0	22.00	0.158	8930.8	8M93G7W
	16QAM			24.4	21.40	0.138	8942.7	8M94D7W

UL VERIFICATION SERVICES INC. FORM NO: CCSUP4031B
47173 BENICIA STREET, FREMONT, CA 94538, USA TEL: (510) 319-4000 FAX: (510) 661-0888
This report shall not be reproduced except in full, without the written approval of UL Verification Services Inc.

LTE BAND 41 (NS04)

Part 27	
EIRP Limit (W)	2.00
Antenna Gain (dBi)	1.30

Bandwidth (MHz)	Modulation	Low Frequency (MHz)	Upper Frequency (MHz)	Conducted Average (dBm)	EIRP Average (dBm)	EIRP Average (W)	99% BW (kHz)	Emission Designator
5.0	QPSK	2498.5	2687.5	27.0	28.30	0.676	4511.7	4M51G7W
	16QAM			26.2	27.50	0.562	4485.7	4M49D7W
10.0	QPSK	2501.0	2685.0	27.0	28.30	0.676	8944.5	8M94G7W
	16QAM			26.3	27.60	0.575	8951.7	8M95D7W
15.0	QPSK	2503.5	2682.5	27.0	28.30	0.676	13469.2	13M5G7W
	16QAM			26.3	27.60	0.575	13428	13M4D7W
20.0	QPSK	2506.0	2680.0	27.0	28.30	0.676	17786.7	17M8G7W
	16QAM			26.4	27.70	0.589	17860.3	17M9D7W

5G NR BAND n41

Part 27	
EIRP Limit (W)	2.00
Antenna Gain (dBi)	0.50

Bandwidth (MHz)	Modulation	Low Frequency (MHz)	Upper Frequency (MHz)	Conducted Average (dBm)	EIRP Average (dBm)	EIRP Average (W)	99% BW (kHz)	Emission Designator
20.0	QPSK	2506.0	2680.0	27.5	28.00	0.631	17916	17M9G7W
	16QAM			26.7	27.20	0.525	17895	17M9D7W
40.0	QPSK	2516.0	2670.0	27.5	28.00	0.631	35582	35M6G7W
	16QAM			26.4	26.90	0.490	35566	35M6D7W
50.0	BPSK	2521.0	2665	27.5	28.00	0.631	45577	45M6G7W
	16QAM			26.1	26.60	0.457	45687	45M7D7W
60.0	BPSK	2526.0	2660.0	27.5	28.00	0.631	57740	57M7G7W
	16QAM			26.7	27.20	0.525	57728	57M7D7W
80.0	QPSK	2536.0	2650.0	27.5	28.00	0.631	76822	76M8G7W
	16QAM			26.4	26.90	0.490	76997	77M0D7W
90.0	QPSK	2541.0	2645.0	27.5	28.00	0.631	85339	85M3G7W
	16QAM			26.6	27.10	0.513	85407	85M4D7W
100.0	QPSK	2546.0	2640.0	27.5	28.00	0.631	96157	96M2G7W
	16QAM			26.5	27.00	0.501	95894	95M9D7W

This report shall not be reproduced except in full, without the written approval of UL Verification Services Inc.

LTE BAND 48

Part 96	
EIRP Limit (W)	0.20
Antenna Gain (dBi)	0.00

Bandwidth (MHz)	Modulation	Low Frequency (MHz)	Upper Frequency (MHz)	Conducted Average (dBm)	EIRP Average (dBm)	EIRP Average (W)	99% BW (kHz)	Emission Designator
5.0	QPSK	3552.5	3697.5	22.8	22.80	0.191	4478.1	4M48G7W
	16QAM			21.7	21.74	0.149	4481.6	4M48D7W
10.0	QPSK	3555.0	3695.0	22.8	22.80	0.191	8921	8M92G7W
	16QAM			21.9	21.88	0.154	8935.9	8M94D7W
15.0	QPSK	3557.5	3692.5	22.8	22.80	0.191	13414.7	13M4G7W
	16QAM			21.9	21.88	0.154	13388.6	13M4D7W
20.0	QPSK	3560.0	3690.0	22.8	22.80	0.191	17839	17M8G7W
	16QAM			* 24.0	21.80	0.151	17873.6	17M9D7W

*Values fron ANT9 with Antenna Gain of -2.20 dBi, which have higher EIRP than ANT8.

LTE BAND 66

Part 27 / RSS 139	
EIRP Limit (W)	1.00
Antenna Gain (dBi)	0.10

Bandwidth (MHz)	Modulation	Low Frequency (MHz)	Upper Frequency (MHz)	Conducted Average (dBm)	EIRP Average (dBm)	EIRP Average (W)	99% BW (kHz)	Emission Designator
1.4	QPSK	1710.7	1779.3	25.0	25.10	0.324	1082.3	1M08G7W
	16QAM			24.4	24.50	0.282	1086.7	1M09D7W
3.0	QPSK	1711.5	1778.5	25.0	25.10	0.324	2678.3	2M68G7W
	16QAM			24.4	24.50	0.282	2690.3	2M69D7W
5.0	QPSK	1712.5	1777.5	25.0	25.10	0.324	4498.2	4M50G7W
	16QAM			24.5	24.60	0.288	4508.3	4M51D7W
10.0	QPSK	1715.0	1775.0	25.0	25.10	0.324	8942.6	8M94G7W
	16QAM			24.4	24.50	0.282	8948.1	8M95D7W
15.0	QPSK	1717.5	1772.5	25.0	25.10	0.324	13391.8	13M4G7W
	16QAM			24.6	24.70	0.295	13400	13M4D7W
20.0	QPSK	1720.0	1770.0	25.0	25.10	0.324	17841.3	17M8G7W
	16QAM			24.5	24.60	0.288	17906.3	17M9D7W

UL VERIFICATION SERVICES INC. FORM NO: CCSUP4031B
47173 BENICIA STREET, FREMONT, CA 94538, USA TEL: (510) 319-4000 FAX: (510) 661-0888
This report shall not be reproduced except in full, without the written approval of UL Verification Services Inc.

LTE BAND 71

Part 27 / RSS 130	
ERP Limit (W)	3.00
Antenna Gain (dBi)	-7.00

Bandwidth (MHz)	Modulation	Low Frequency (MHz)	Upper Frequency (MHz)	Conducted Average (dBm)	ERP Average (dBm)	ERP Average (W)	99% BW (kHz)	Emission Designator
5.0	QPSK	665.5	695.5	25.7	16.55	0.045	4484.4	4M48G7W
	16QAM			25.1	15.95	0.039	4493.1	4M49D7W
10.0	QPSK	668.0	693.0	25.7	16.55	0.045	8940.7	8M94G7W
	16QAM			24.9	15.75	0.038	8941.6	8M94D7W
15.0	QPSK	670.5	690.5	25.7	16.55	0.045	13411.3	13M4G7W
	16QAM			25.2	16.05	0.040	13430.5	13M4D7W
20.0	QPSK	673.0	688.0	25.7	16.55	0.045	17863.1	17M9G7W
	16QAM			25.3	16.15	0.041	17825.4	17M8D7W

5G NR Band n77

EIRP Limit (W)	1.00
Antenna Gain (dBi)	-0.70

Bandwidth (MHz)	Modulation	Low Frequency (MHz)	Upper Frequency (MHz)	Conducted Average (dBm)	EIRP Average (dBm)	EIRP Average (W)	99% BW (kHz)	Emission Designator
20.0	QPSK	3710.0	3970.0	25.7	25.00	0.316	17842	17M8G7W
	16QAM			24.7	24.00	0.251	17865	17M9D7W
40.0	BPSK	3720.0	3960.0	25.7	25.00	0.316	35744	35M7G7W
	16QAM			24.8	24.10	0.257	35664	35M7D7W
50.0	QPSK	3725.0	3955.0	25.7	25.00	0.316	45586	45M6G7W
	16QAM			24.4	23.70	0.234	45676	45M7D7W
60.0	BPSK	3730.0	3950.0	25.7	25.00	0.316	57720	57M7G7W
	16QAM			24.7	24.00	0.251	57728	57M7D7W
80.0	BPSK	3740.0	3940.0	25.7	25.00	0.316	77031	77M0G7W
	16QAM			24.5	23.80	0.240	77046	77M0D7W
90.0	BPSK	3745.0	3935.0	25.7	25.00	0.316	85444	85M4G7W
	16QAM			25.3	24.60	0.288	85447	85M4D7W
100.0	BPSK	3750.0	3930.0	25.7	25.00	0.316	96477	96M5G7W
	16QAM			24.8	24.10	0.257	96378	96M4D7W

UL VERIFICATION SERVICES INC. FORM NO: CCSUP4031B
47173 BENICIA STREET, FREMONT, CA 94538, USA TEL: (510) 319-4000 FAX: (510) 661-0888
This report shall not be reproduced except in full, without the written approval of UL Verification Services Inc.

5.3. SOFTWARE AND FIRMWARE

The EUT firmware installed during testing was version 0.28.03-1.

5.4. MAXIMUM ANTENNA GAIN

Please see table below:

Bands	Antenna Gain (dBi)						
	ANT 1	ANT 2	ANT 3	ANT 4	ANT 7	ANT 8	ANT 9
Band 71, 663 – 698 MHz	-7.0	-6.9	NA	NA	NA	NA	NA
Band 12, 699 – 716 MHz	-6.2	-8.6	NA	NA	NA	NA	NA
Band 17, 704 – 716 MHz	-6.2	-8.6	NA	NA	NA	NA	NA
Band 13, 777 – 787 MHz	-5.2	-5.5	NA	NA	NA	NA	NA
Band 14, 788 – 798 MHz	-5.2	-5.5	NA	NA	NA	NA	NA
Band 26, 814 – 824 MHz (Part 90S)	-3.6	-6.7	NA	NA	NA	NA	NA
Band 5, 824 – 849 MHz	-3.6	-4.8	NA	NA	NA	NA	NA
Band 66, 1710 – 1780 MHz	-1.0	-3.3	0.1	-2.2	NA	NA	NA
Band 2, 1850 – 1910 MHz	-1.2	-4.6	-0.3	-2.5	NA	NA	NA
Band 25, 1850 – 1915 MHz	-1.2	-4.6	-0.3	-2.5	NA	NA	NA
Band 30, 2305 – 2315 MHz	-5.4	-1.3	-3	-2.4	NA	NA	NA
Band 7, 2500 – 2570 MHz	-2.2	-0.7	-1	-3.3	NA	NA	NA
Band 41, 2496 – 2690 MHz	-0.1	0.5	1.3	-1.7	NA	NA	NA
Band n77, 3700 – 3980 MHz	NA	NA	NA	-2.1	-0.7	-3.5	-2.6
Band 48, 3550 – 3700 MHz	NA	NA	NA	-2.1	-0.7	0	-2.2

This report shall not be reproduced except in full, without the written approval of UL Verification Services Inc.

5.5. WORST-CASE CONFIGURATION AND MODE

The EUT supports the following LTE and 5G NR Bands:
Band 2, Band 4, Band 5, Band 7, Band 12, Band 13, Band 14, Band 17, Band 25, Band 26, Band 30, Band 41, Band 48, Band 66, Band 71, 5G NR Band n2, 5G NR Band n5, 5G NR Band n12, 5G NR Band n25, 5G NR Band n41, 5G NR Band n66, 5G NR Band n71, and 5G NR Band n77.

For 5G NR Band n2, 5G NR Band n5, 5G NR Band n12, 5G NR Band n25, 5G NR Band n41, 5G NR Band n66, and 5G NR Band n71 having the same operations bandwidth and Power are covered by LTE bands of Band 2, Band5, Band12, Band 25, Band 41, Band 66, and Band 71. Additional tests for 5G NR with Higher BW modes than LTE Bands as 5G NR Band n5, 5G NR Band n12, and 5G NR Band n41 were performed.

LTE Band 4 (1710-1755MHz, 5/10/15/20MHz bandwidth) is covered by LTE Band 66 because it is a subset of LTE band 66 and they have same output power.

FCC rule Part 22.905 of LTE Band 26 (824-849MHz) is covered by LTE Band 5 of same rule since they have the same output power and supported bandwidths.

For 5G NR bands, conducted spurious emission tests were conducted on wider bandwidth with inner 1RB since this is the worst bandwidth and the highest output power.

BPSK modulation applied only for 5G NR band frequencies and has the same tune up power as QPSK modulations.

The DFT-s-OFDM and CP-OFDM waveforms were investigated, and DFT-s-OFDM was found to be the worst case.

The worst-case scenario for all measurements is based on an engineering evaluation and QPSK was observed as the worst one and set for all conducted and radiated. Output power measurements were measured on QPSK, 16QAM, 64QAM, 256QAM, and BPSK, modulations. For testing purposes emissions on sections 8 and 9 were measured while QPSK was set at or above target power for all bands. Conducted tests were performed on the worst case antenna because it has the highest conducted power. ANT1 is the worst case for all bands except Band 48, 5G NR Band n41, and 5G NR Band n77. For 5G NR Band n41 ANT2 is the worst case antenna. For bands 48 ANT8 is the worst case antenna and 5G NR Band n77 ANT9 is the worst case antenna.

For 5G NR Band n41 20MHz BW, antenna 2 and antenna 4 powers are higher than LTE band 41. Therefore, additional power measurements and occupied bandwidth tests were performed on antenna 2 and antenna 4 for 20MHz BW. Since LTE antenna 1 the highest outpout power of all (LTE band 41 and 5G NR Band n41) antennas, all other conducted tests for 20MHz BW were performed only on LTE antenna 1.

UL VERIFICATION SERVICES INC. FORM NO: CCSUP4031B
47173 BENICIA STREET, FREMONT, CA 94538, USA TEL: (510) 319-4000 FAX: (510) 661-0888
This report shall not be reproduced except in full, without the written approval of UL Verification Services Inc.

The EUT was investigated in three orthogonal orientations X/Y/Z on all ANT 1, ANT2, ANT3, ANT4, ANT7, ANT8 and ANT 9 antennas to determine the worst case orientation. The following table exabit the worst case orientation for different frequency bands. The full tests of the EUT have made upon the orientations that shown in the table below.

Frequency Bands	ANT1	ANT2	ANT3	ANT4	ANT7	ANT8	ANT9
663 – 849 MHz	X	Y	N/A	N/A	N/A	N/A	N/A
1710 – 1915 MHz	X	X	X	X	N/A	N/A	N/A
2300 – 2700 MHz	X	X	X	X	N/A	N/A	N/A
3300 – 3980 MHz	N/A	N/A	N/A	X	X	Y	Y

Radiated spurious emissions were investigated from 9kHz to 30MHz, 30MHz-1GHz and above 1GHz. There were no emissions found with less than 20dB of margin from 9kHz to 1GHz.

For simultaneous transmission of multiple channels in the 2.4GHz/5GH WLAN, UWB, and Cellular bands, tests were conducted for various configurations having the highest power, least separation in frequencies and widest operation bandwidths. No noticeable new emission was found.

UL VERIFICATION SERVICES INC. FORM NO: CCSUP4031B
47173 BENICIA STREET, FREMONT, CA 94538, USA TEL: (510) 319-4000 FAX: (510) 661-0888
This report shall not be reproduced except in full, without the written approval of UL Verification Services Inc.

5.6. DESCRIPTION OF TEST SETUP

SUPPORT TEST EQUIPMENT				
Description	Manufacturer	Model	Serial Number	FCC ID/ DoC
Laptop AC/DC adapter	Apple	85W MagSafe 2	C0651730MMMG6P4AL	
Laptop	Apple	Macbook Pro	C02PM012G3QD	
Laptop	Apple	Macbook Pro	C02P52HGG085	

I/O CABLES (RF CONDUCTED TEST)						
Cable No.	Port	# of Identical Ports	Connector Type	Cable Type	Cable Length (m)	Remarks
1	AC	3	US 115V	Un-shielded	2.0	N/A
2	USB	1	DC	Un-shielded	1.0	N/A
3	RF In/Out	1	EUT	Shielded	0.6	N/A
4	RF In/Out	1	Communication Test Set	Shielded	1.2	N/A
5	RF In/Out	1	Barrel	N/A	N/A	N/A

I/O CABLES (RF RADIATED TEST)						
Cable No.	Port	# of Identical Ports	Connector Type	Cable Type	Cable Length (m)	Remarks
1	RF In/Out	1	Antenna	Shielded	5.0	N/A

This report shall not be reproduced except in full, without the written approval of UL Verification Services Inc.

CONDUCTED SETUP

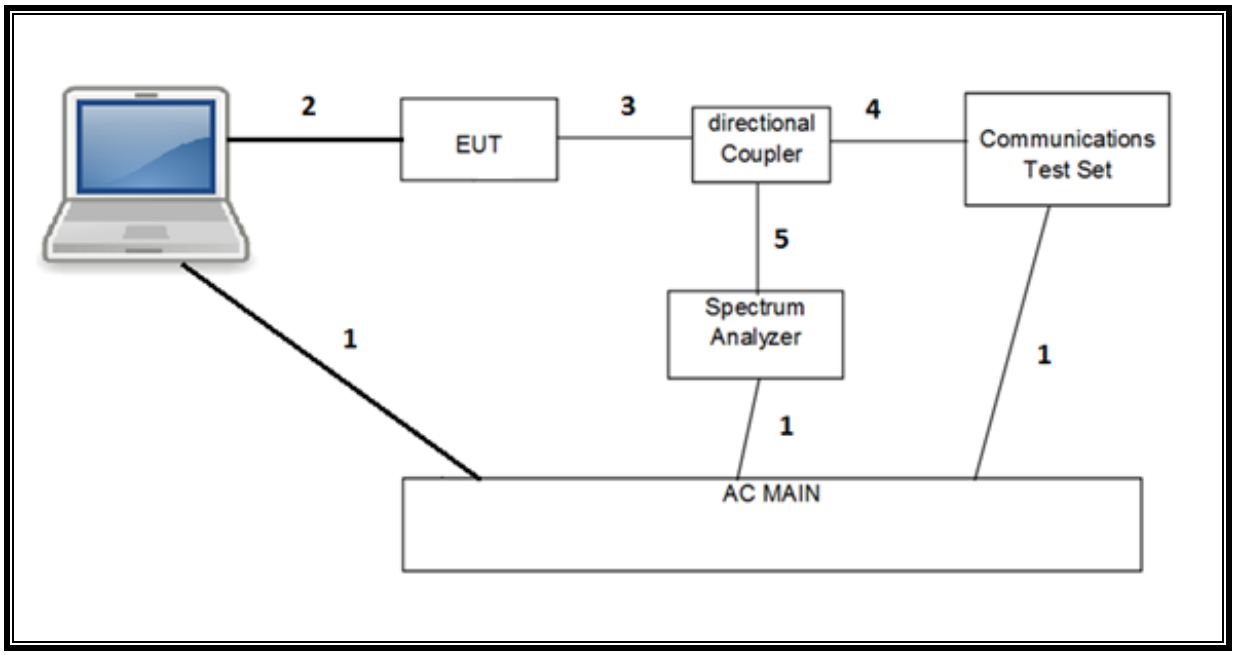

RADIATED SETUP

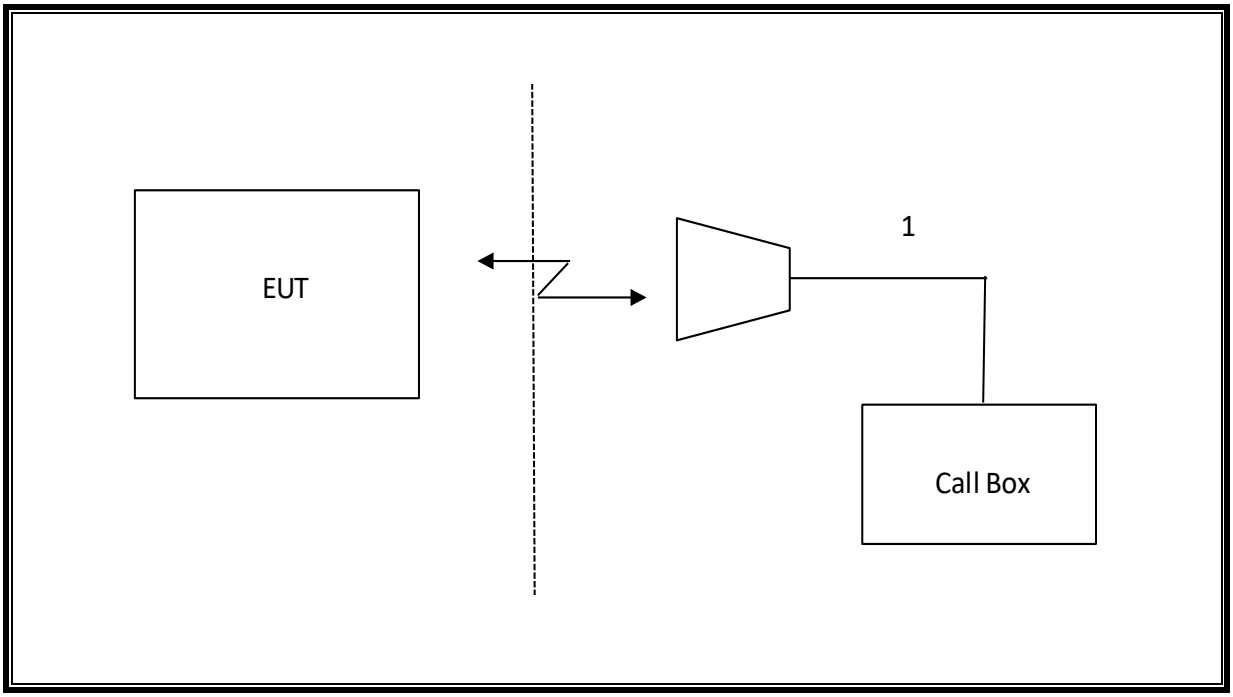

This report shall not be reproduced except in full, without the written approval of UL Verification Services Inc.

6. TEST AND MEASUREMENT EQUIPMENT

The following test and measurement equipment was utilized for the tests documented in this report:

TEST EQUIPMENT LIST				
Description	**Manufacturer**	**Model**	**Asset**	**Cal Due**
Antenna, Horn 1-18GHz	A.H. Systems, Inc.	SAS-571	T962	01/25/2021
Antenna, Horn 1-18GHz	ETS Lindgren	3117	T346	07/20/2021
Antenna, Horn 1-18GHz	ETS Lindgren	3117	T136	07/07/2021
Antenna, Broadband Hybrid, 30MHz to 2000MHz	Sunol Sciences	JB3	T407	05/20/2021
Antenna, Broadband Hybrid, 30MHz to 2000MHz	Sunol Sciences	JB3	PRE0184052	11/12/2020
*Antenna, Broadband Hybrid, 30MHz to 2000MHz	Sunol Sciences	JB3	PRE0181575	09/05/2020
Antenna, Active Loop 9KHz to 30MHz	ETS-Lindgren	6502	T757	10/01/2020
Antenna Horn, 18 to 26GHz	ARA	SWH-28	T125	04/17/2021
Antenna, Horn 26-40GHz	ARA	MWH-2640/B	PRE0182203	04/17/2021
Amplifier, 1 to 18GHz	MITEQ	AFS42-00101800-25-S-42	T1165	08/10/2021
Amplifier, 1 to 18GHz	MITEQ	AFS42-00101800-25-S-42	PRE0181078	05/06/2021
Amplifier, 10KHz to 1GHz, 32dB	Sonoma	310N	PRE0180176	07/14/2021
Amplifier, 100KHz to 1GHz, 32dB	Keysight	8447D	T15	10/26/2020
Pre-Amp 18-26GHz	Agilent Technology	8449B	T404	04/8/2021
Amplifier, 26-40GHz	Miteq	TTA2640	T1864	04/08/2021
Filter, BRF 1850 – 1910 MHz	Micro-Tronics	BRM50714-02	T1796	06/23/2021
Filter, BRF 824 – 848 MHz	Micro-Tronics	BRM20025	PRE0191180	06/23/2021
Filter, HPF 1.2 GHz	MICRO-TRONICS	MICRO-TRONICS	T1737	06/23/2021
Directional Coupler	KRYTAR	152610	198816	05/15/2021
*Directional Coupler	KRYTAR	152610	T1161	08/14/2020
Directional Coupler	KRYTAR	152613	198817	05/15/2021
Spectrum Analyzer, PXA 3Hz to 44GHZ	Keysight	N9030A	T340	01/22/2021
Spectrum Analyzer, PXA 3Hz to 44GHz	Keysight	N9030A	T1454	07/15/2021
Spectrum Analyzer, PXA 3Hz to 44GHz	Keysight	N9030A	T907	01/22/2021
Spectrum Analyzer, PSA, 3Hz to 44GHz	Keysight	N9030A	T908	05/05/2021
Spectrum Analyzer, PSA, 3Hz to 26.5GHz	Keysight	E4440A	T198	01/28/2021
Spectrum Analyzer, PSA, 3Hz to 44GHz	Keysight	E4440A	T200	01/24/2021
EMI TEST RECEIVER	Rohde & Schwarz	ESW44	PRE0179522	02/18/2021
Wireless Communications Test Set, 8960 Series 10	Agilent	E5515C	T211	02/18/2021
Wideband Communication Test Set, Call Box	R&S GmbH & Co. KG	CMW500	T948	08/10/2021
Wideband Communication Test Set, Call Box	R&S GmbH & Co. KG	CMW500	T1871	02/25/2021
Wideband Communication Test Set, Call Box	R&S GmbH & Co. KG	CMW500	T972	02/24/2021
Wideband Communication Test Set, Call Box	R&S GmbH & Co. KG	CMW500	T260	02/19/2021
Wideband Communication Test Set, Call Box	R&S GmbH & Co. KG	CMW500	T959	02/19/2021
Chamber, Environmental	Cincinnati Sub Zero	ZPHS-8-3.5-SCT/WC	T754	12/22/2020
Environmental Chamber	Cincinnati Sub Zero	ZPHS-8-3.5-SCT/WC	T1154	12/22/2020
Power Meter, P-series single channel	Keysight	N1912A	T1245	01/22/2021
Power Sensor	Keysight	N1921A	T1225	02/23/2021

UL AUTOMATION SOFTWARE			
CLT Software	UL	UL RF	Ver 7.6, November 11, 2017
Power Measurement Software	UL	UL RF	Ver 2.7, 2019
Radiated test software	UL	UL RF	Ver 9.5 June 15, 2019

NOTES:

* Testing is completed before equipment expiration date.

UL VERIFICATION SERVICES INC. FORM NO: CCSUP4031B
47173 BENICIA STREET, FREMONT, CA 94538, USA TEL: (510) 319-4000 FAX: (510) 661-0888
This report shall not be reproduced except in full, without the written approval of UL Verification Services Inc.

7. RF OUTPUT POWER VERIFICATION

CONDUCTED OUTPUT POWER MEASUREMENT PROCEDURE

All LTE bands conducted average power is obtained from the CMW500 telecommunication test set.

The following tests were conducted according to the test requirements outlined in section 6.2 of the 3GPP TS136.101 specification.

UE Power Class: 3 (23 +/- 2dBm). Band 41 UE Power Class: 2 (26 +/-2 dBm).The allowed Maximum Power Reduction (MPR) for the maximum output power due to higher order modulation and transmit bandwidth configuration (resource blocks) is specified in Table 6.2.3-1 of the 3GPP TS136.101.

Table 6.2.3-1: Maximum Power Reduction (MPR) for Power Class 1, 2 and 3

Modulation	Channel bandwidth / Transmission bandwidth (N_{RB})						MPR (dB)
	1.4 MHz	3.0 MHz	5 MHz	10 MHz	15 MHz	20 MHz	
QPSK	> 5	> 4	> 8	> 12	> 16	> 18	≤ 1
16 QAM	≤ 5	≤ 4	≤ 8	≤ 12	≤ 16	≤ 18	≤ 1
16 QAM	> 5	> 4	> 8	> 12	> 16	> 18	≤ 2
64 QAM	≤ 5	≤ 4	≤ 8	≤ 12	≤ 16	≤ 18	≤ 2
64 QAM	> 5	> 4	> 8	> 12	> 16	> 18	≤ 3
256 QAM	≥ 1						≤ 5

The allowed A-MPR values specified below in Table 6.2.4.-1 of 3GPP TS136.101 are in addition to the allowed MPR requirements. All the measurements below were performed with A-MPR disabled, by using Network Signaling Value of "NS_01".

Table 6.2.4-1: Additional Maximum Power Reduction (A-MPR)

Network Signalling value	Requirements (subclause)	E-UTRA Band	Channel bandwidth (MHz)	Resources Blocks (N_{RB})	A-MPR (dB)
NS_01	6.6.2.1.1	Table 5.5-1	1.4, 3, 5, 10, 15, 20	Table 5.6-1	N/A
NS_03	6.6.2.2.1	2, 4,10, 23, 25, 35, 36, 66, 70	3	>5	≤ 1
			5	>6	≤ 1
			10	>6	≤ 1
			15	>8	≤ 1
			20	>10	≤ 1
NS_04	6.6.2.2.2, 6.6.3.3.19	41	5, 10, 15, 20	Table 6.2.4-4, Table 6.2.4-4a	

UL VERIFICATION SERVICES INC. FORM NO: CCSUP4031B
47173 BENICIA STREET, FREMONT, CA 94538, USA TEL: (510) 319-4000 FAX: (510) 661-0888
This report shall not be reproduced except in full, without the written approval of UL Verification Services Inc.

Table 6.2.2.3-1: Maximum Power Reduction (MPR) for Power 3

Modulation	MPR (dB)		
	Edge RB allocations	Outer RB allocations	Inner RB allocations
DFT-s-OFDM PI/2 BPSK	≤ 3.5[1]	≤ 1.2[1]	≤ 0.2[1]
	≤ 0.5[2]		0[2]
DFT-s-OFDM QPSK	≤ 1		0
DFT-s-OFDM 16 QAM	≤ 2		≤ 1
DFT-s-OFDM 64 QAM	≤ 2.5		
DFT-s-OFDM 256 QAM	≤ 4.5		
CP-OFDM QPSK	≤ 3		≤ 1.5
CP-OFDM 16 QAM	≤ 3		≤ 2
CP-OFDM 64 QAM	≤ 3.5		
CP-OFDM 256 QAM	≤ 6.5		

NOTE 1: Applicable for UE operating in TDD mode with PI/2 BPSK modulation and UE indicates support for UE capability *powerBoosting-pi2BPSK* and if the IE *powerBoostPi2BPSK* is set to 1 and 40 % or less slots in radio frame are used for UL transmission for bands n40, n41, n77, n78 and n79. The reference power of 0dB MPR is 26dBm.

NOTE 2: Applicable for UE operating in FDD mode, or in TDD mode in bands other than n40, n41, n77, n78 and n79 and if the IE *powerBoostPi2BPSK* is set to 0 and if more than 40% of slots in radio frame are used for UL transmission for bands n40, n41, n77, n78 and n79.

Table 6.2.2.3-2: Maximum Power Reduction (MPR) for Power Class 2

Modulation	MPR (dB)		
	Edge RB allocations	Outer RB allocations	Inner RB allocations
DFT-s-OFDM PI/2 BPSK	≤ 3.5	≤ 0.5	0
DFT-s-OFDM QPSK	≤ 3.5	≤ 1	0
DFT-s-OFDM 16 QAM	≤ 3.5	≤ 2	≤ 1
DFT-s-OFDM 64 QAM	≤ 3.5	≤ 2.5	
DFT-s-OFDM 256 QAM	≤ 4.5		
CP-OFDM QPSK	≤ 3.5	≤ 3	≤ 1.5
CP-OFDM 16 QAM	≤ 3.5	≤ 3	≤ 2
CP-OFDM 64 QAM	≤ 3.5		
CP-OFDM 256 QAM	≤ 6.5		

RESULTS

EUT includes different power levels for head use configuration and body use configuration and the below tables contain the highest of all configurations average conducted output powers as follows:

This report shall not be reproduced except in full, without the written approval of UL Verification Services Inc.

7.1. LTE BAND 2

Test Engineer ID:	19177	Test Date:	5/14/2020

OUTPUT POWER FOR LTE BAND 2 (1.4 MHz)

Bandwidth (MHz)	Modulation	RB Allocation	RB Offset	Conducted Average (dBm)											
				ANT 1			ANT 2			ANT 3			ANT 4		
				18607	18900	19193	18607	18900	19193	18607	18900	19193	18607	18900	19193
				1850.7	1880.0	1909.3	1850.7	1880.0	1909.3	1850.7	1880.0	1909.3	1850.7	1880.0	1909.3
1.4	QPSK	1	0	25.6	25.7	25.5	23.1	22.9	23.0	24.9	24.9	24.9	22.8	22.9	22.7
		1	2	25.7	**25.7**	25.6	23.1	23.0	23.0	25.0	24.9	25.0	22.8	**23.0**	22.8
		1	5	25.6	25.6	25.5	23.0	22.9	22.9	24.9	24.8	24.9	22.7	22.9	22.7
		3	0	25.6	25.6	25.5	23.1	22.9	22.9	24.9	24.8	25.0	22.7	22.9	22.7
		3	1	25.6	25.7	25.5	**23.1**	22.9	22.9	25.0	24.8	25.0	22.8	23.0	22.7
		3	2	25.6	25.7	25.6	23.1	22.9	22.9	25.0	24.8	**25.0**	22.8	22.9	22.7
		6	0	24.7	24.6	24.6	22.0	22.0	22.0	24.0	23.9	24.0	21.8	22.0	21.8
	16QAM	1	0	24.8	**25.1**	24.6	22.5	22.0	22.1	24.0	24.1	24.4	22.0	22.4	21.8
		1	2	24.8	25.1	24.6	**22.5**	22.1	22.2	24.1	24.1	**24.4**	22.0	**22.4**	21.8
		1	5	24.7	25.0	24.6	22.4	22.0	22.1	24.0	24.0	24.3	21.9	22.3	21.8
		3	0	24.7	24.9	24.8	22.3	22.2	22.1	24.2	24.0	24.2	22.0	22.2	22.0
		3	1	24.7	24.9	24.8	22.4	22.2	22.1	24.2	24.1	24.3	21.9	22.2	22.0
		3	2	24.7	24.9	24.8	22.4	22.2	22.1	24.2	24.1	24.2	21.9	22.2	22.0
		6	0	23.8	23.6	23.8	21.0	21.2	21.1	23.1	23.1	23.0	21.0	20.9	21.0
	64QAM	1	0	24.2	23.8	23.8	21.4	21.6	21.6	23.1	23.1	23.1	21.1	21.3	21.3
		1	2	**24.3**	23.9	23.9	21.5	**21.7**	21.5	23.1	23.1	23.1	21.1	21.3	**21.3**
		1	5	24.1	23.8	23.8	21.4	21.6	21.4	23.1	23.1	23.0	21.0	21.2	21.2
		3	0	24.1	23.9	23.6	21.2	21.6	20.3	23.1	22.9	23.1	21.1	21.0	21.2
		3	1	24.2	23.9	23.7	21.3	21.6	20.3	**23.2**	22.9	23.2	21.2	21.1	21.2
		3	2	24.1	23.9	23.7	21.2	21.6	20.3	23.2	22.9	23.2	21.2	21.1	21.2
		6	0	22.8	23.0	22.7	20.3	20.2	20.3	22.3	22.0	22.3	20.2	20.1	19.8
	256QAM	1	0	20.5	20.0	20.1	17.9	17.5	17.6	19.8	20.1	19.9	17.8	17.5	17.1
		1	2	**20.6**	20.1	20.2	**18.0**	17.6	17.7	19.7	20.2	19.9	**18.0**	17.6	17.4
		1	5	20.5	20.0	20.1	17.9	17.5	17.6	19.6	20.1	19.8	17.8	17.5	17.3
		3	0	20.3	20.1	20.2	17.7	17.6	17.8	20.1	20.1	20.2	17.6	17.4	17.4
		3	1	20.4	20.1	20.2	17.8	17.6	17.8	20.2	20.1	20.2	17.6	17.5	17.4
		3	2	20.4	20.2	20.2	17.7	17.6	17.8	20.2	20.1	**20.2**	17.6	17.5	17.4
		6	0	20.3	20.3	20.1	17.7	17.8	17.7	20.2	20.1	20.0	17.8	17.4	17.4

This report shall not be reproduced except in full, without the written approval of UL Verification Services Inc.

OUTPUT POWER FOR LTE BAND 2 (3.0 MHz)

Bandwidth (MHz)	Modulation	RB Allocation	RB Offset	Conducted Average (dBm)											
				ANT 1			ANT 2			ANT 3			ANT 4		
				18615	18900	19185	18615	18900	19185	18615	18900	19185	18615	18900	19185
				1851.5	1880.0	1908.5	1851.5	1880.0	1908.5	1851.5	1880.0	1908.5	1851.5	1880.0	1908.5
3.0	QPSK	1	0	25.7	**25.7**	25.6	23.1	22.9	**23.1**	24.9	24.8	**25.0**	22.9	**23.0**	22.9
		1	7	25.6	25.7	25.6	23.0	22.9	23.0	24.9	24.8	25.0	22.9	22.9	22.8
		1	14	25.6	25.7	25.6	22.9	22.9	22.9	24.9	24.8	24.9	22.8	22.9	22.8
		8	0	24.7	24.8	24.7	22.1	22.1	22.1	23.9	24.0	24.1	22.0	22.1	21.9
		8	4	24.7	24.8	24.7	22.1	22.0	22.1	24.0	24.0	24.0	21.9	22.1	21.9
		8	7	24.7	24.8	24.7	22.1	22.0	22.0	24.0	24.0	24.1	22.0	22.1	21.9
		15	0	24.7	24.8	24.7	22.1	22.0	22.0	24.0	24.0	24.1	22.0	22.1	21.9
	16QAM	1	0	24.8	24.7	**25.1**	22.2	21.9	**22.5**	24.4	23.9	**24.5**	**22.3**	22.1	21.9
		1	7	24.7	24.6	25.0	22.1	21.9	22.4	24.3	23.9	24.4	22.3	22.1	21.8
		1	14	24.6	24.6	25.0	22.1	21.9	22.3	24.3	23.8	24.4	22.3	22.0	21.8
		8	0	23.8	23.9	23.8	21.2	21.2	21.2	23.1	23.1	23.2	21.1	21.2	21.0
		8	4	23.8	23.9	23.8	21.2	21.2	21.2	23.1	23.1	23.2	21.1	21.2	21.1
		8	7	23.8	23.9	23.8	21.2	21.2	21.2	23.1	23.1	23.2	21.1	21.2	21.1
		15	0	23.7	23.8	23.7	21.1	21.1	21.1	23.0	23.1	23.1	21.0	21.1	21.0
	64QAM	1	0	24.1	**24.1**	23.9	21.6	**21.6**	21.4	23.0	**23.2**	23.2	20.9	**21.1**	21.0
		1	7	24.0	24.1	23.8	21.5	21.6	21.3	23.0	23.2	23.2	20.8	21.0	21.0
		1	14	24.0	24.0	23.8	21.4	21.5	21.3	23.0	23.2	23.1	20.8	21.0	21.0
		8	0	22.8	22.9	22.8	20.3	20.4	20.3	22.0	22.0	22.2	19.9	19.9	19.8
		8	4	22.9	22.9	22.8	20.3	20.4	20.3	22.1	22.1	22.2	19.9	19.9	19.8
		8	7	22.9	22.9	22.8	20.3	20.4	20.3	22.1	22.1	22.2	19.9	19.9	19.8
		15	0	22.9	22.8	22.8	20.3	20.3	20.3	22.1	22.0	22.2	19.8	20.0	19.7
	256QAM	1	0	20.4	20.7	20.0	17.8	18.1	17.5	19.7	19.9	20.1	**18.0**	17.8	17.5
		1	7	20.4	20.7	19.9	17.7	**18.2**	17.5	19.7	19.9	20.0	18.0	17.7	17.3
		1	14	20.4	**20.7**	19.9	17.7	18.1	17.5	19.7	19.8	20.0	17.8	17.8	17.3
		8	0	20.6	20.3	20.1	17.9	17.8	17.6	20.1	20.0	19.9	17.8	17.6	17.7
		8	4	20.6	20.4	20.1	17.9	17.9	17.6	20.0	19.9	19.9	17.8	17.6	17.7
		8	7	20.6	20.4	20.2	17.9	17.8	17.6	20.0	19.9	19.9	17.8	17.6	17.7
		15	0	20.5	20.3	20.3	17.8	17.8	17.8	20.0	19.8	**20.1**	17.8	17.6	17.5

UL VERIFICATION SERVICES INC. FORM NO: CCSUP4031B
47173 BENICIA STREET, FREMONT, CA 94538, USA TEL: (510) 319-4000 FAX: (510) 661-0888
This report shall not be reproduced except in full, without the written approval of UL Verification Services Inc.

OUTPUT POWER FOR LTE BAND 2 (5.0 MHz)

Bandwidth (MHz)	Modulation	RB Allocation	RB Offset	Conducted Average (dBm)											
				ANT 1			ANT 2			ANT 3			ANT 4		
				18625	18900	19175	18625	18900	19175	18625	18900	19175	18625	18900	19175
				1852.5	1880.0	1907.5	1852.5	1880.0	1907.5	1852.5	1880.0	1907.5	1852.5	1880.0	1907.5
5.0	QPSK	1	0	25.6	25.6	25.5	22.9	23.0	22.9	24.9	24.9	24.9	22.8	22.9	22.6
		1	12	25.6	**25.7**	25.5	23.0	**23.1**	23.1	24.9	25.0	**25.0**	22.8	**23.0**	22.7
		1	24	25.5	25.6	25.4	23.0	23.0	22.9	24.8	24.9	24.9	22.7	22.9	22.6
		12	0	24.6	24.7	24.6	22.0	22.1	22.1	24.0	24.0	24.0	21.8	22.0	21.8
		12	6	24.7	24.6	24.6	22.1	22.1	22.1	24.0	24.0	24.0	21.8	22.0	21.8
		12	11	24.6	24.6	24.5	22.0	22.0	22.1	24.0	23.9	24.0	21.8	21.9	21.7
		25	0	24.6	24.7	24.6	22.1	22.1	22.1	24.0	24.0	24.0	21.8	22.0	21.8
	16QAM	1	0	24.7	24.7	25.1	22.6	22.2	22.6	24.5	24.1	24.5	22.0	22.1	22.3
		1	12	24.7	24.8	**25.1**	22.6	22.2	**22.7**	24.5	24.1	**24.6**	21.9	22.1	**22.3**
		1	24	24.6	24.7	25.0	22.5	22.2	22.5	24.4	24.1	24.5	21.9	22.0	22.2
		12	0	23.7	23.7	23.8	21.3	21.2	21.2	23.1	23.1	23.2	20.9	21.1	20.9
		12	6	23.7	23.8	23.7	21.3	21.2	21.2	23.1	23.1	23.2	20.9	21.1	20.9
		12	11	23.7	23.7	23.7	21.2	21.2	21.3	23.1	23.0	23.2	20.9	21.0	20.9
		25	0	23.6	23.7	23.6	21.2	21.1	21.1	23.0	23.0	23.1	20.8	21.0	20.9
	64QAM	1	0	24.0	23.6	24.0	21.5	21.2	21.5	23.3	23.0	23.3	20.8	21.1	20.5
		1	12	**24.1**	23.7	24.0	21.5	21.2	**21.6**	23.3	22.9	**23.4**	21.0	**21.2**	20.5
		1	24	24.0	23.6	23.8	21.4	21.2	21.5	23.2	22.8	23.3	20.9	21.1	20.5
		12	0	22.9	22.8	22.6	20.4	20.4	20.2	22.0	22.0	22.0	19.7	20.0	19.7
		12	6	22.9	22.8	22.7	20.4	20.4	20.2	22.0	22.1	22.0	19.7	20.0	19.8
		12	11	22.8	22.8	22.6	20.3	20.3	20.2	21.9	22.0	22.0	19.6	19.9	19.7
		25	0	22.8	22.7	22.6	20.3	20.3	20.2	22.0	22.0	22.0	19.7	19.9	19.7
	256QAM	1	0	20.5	20.0	20.3	17.7	17.4	17.7	19.9	19.5	19.8	17.9	17.7	17.6
		1	12	20.5	20.0	20.3	17.8	17.5	**17.9**	20.0	19.6	19.9	**17.9**	17.8	17.7
		1	24	**20.5**	20.1	20.3	17.7	17.4	17.7	19.9	19.5	19.8	17.8	17.7	17.6
		12	0	20.4	20.3	20.2	17.7	17.8	17.7	**20.0**	19.9	19.8	17.7	17.4	17.4
		12	6	20.5	20.3	20.2	17.8	17.8	17.7	20.0	19.9	19.8	17.7	17.5	17.5
		12	11	20.5	20.3	20.2	17.7	17.7	17.7	19.9	19.8	19.8	17.7	17.4	17.4
		25	0	20.4	20.4	20.2	17.8	17.8	17.6	19.9	19.9	19.8	17.6	17.4	17.4

UL VERIFICATION SERVICES INC. FORM NO: CCSUP4031B
47173 BENICIA STREET, FREMONT, CA 94538, USA TEL: (510) 319-4000 FAX: (510) 661-0888
This report shall not be reproduced except in full, without the written approval of UL Verification Services Inc.

OUTPUT POWER FOR LTE BAND 2 (10.0 MHz)

Bandwidth (MHz)	Modulation	RB Allocation	RB Offset	Conducted Average (dBm)											
				ANT 1			ANT 2			ANT 3			ANT 4		
				18650	18900	19150	18650	18900	19150	18650	18900	19150	18650	18900	19150
				1855.0	1880.0	1905.0	1855.0	1880.0	1905.0	1855.0	1880.0	1905.0	1855.0	1880.0	1905.0
10.0	QPSK	1	0	25.1	25.3	25.4	22.6	22.8	22.9	24.6	24.6	25.0	22.5	22.7	22.8
		1	24	25.4	**25.7**	25.5	22.9	**23.1**	22.9	24.9	24.8	**25.0**	22.8	**23.0**	22.8
		1	49	25.2	25.5	25.5	22.6	23.0	22.9	24.6	24.6	25.0	22.5	22.8	22.9
		25	0	24.4	24.7	24.3	21.9	22.1	21.8	23.9	23.9	23.9	21.8	22.0	21.7
		25	12	24.6	24.8	24.4	22.0	22.3	21.9	24.0	24.0	24.1	21.9	22.2	21.8
		25	24	24.4	24.7	24.4	21.9	22.2	21.9	23.9	23.9	24.0	21.8	22.0	21.8
		50	0	24.5	24.7	24.3	21.9	22.2	21.8	24.0	23.9	23.9	21.9	22.0	21.7
	16QAM	1	0	24.2	24.4	**24.9**	21.7	21.8	**22.4**	23.7	23.7	**24.2**	21.7	21.8	22.2
		1	24	24.5	24.8	24.9	22.0	22.1	22.3	24.0	24.0	24.1	21.9	22.0	22.3
		1	49	24.3	24.5	24.8	21.7	21.9	22.3	23.8	23.8	24.1	21.7	21.8	**22.3**
		25	0	23.6	23.7	23.4	21.0	21.1	20.9	23.0	23.0	23.1	20.9	21.0	20.8
		25	12	23.7	23.8	23.5	21.2	21.3	21.0	23.2	23.2	23.3	21.1	21.1	20.9
		25	24	23.6	23.7	23.5	21.0	21.2	20.9	23.1	23.0	23.1	21.0	21.0	20.9
		50	0	23.5	23.7	23.3	21.0	21.2	20.9	23.0	23.0	23.0	20.9	21.0	20.8
	64QAM	1	0	23.4	23.7	23.7	20.9	21.3	21.2	22.8	22.8	**23.4**	20.6	20.9	20.9
		1	24	23.8	**24.1**	23.6	21.3	**21.8**	21.2	23.2	23.2	23.3	21.0	**21.3**	20.9
		1	49	23.5	23.9	23.6	21.0	21.5	21.2	23.0	23.0	23.3	20.7	21.0	20.9
		25	0	22.7	22.8	22.5	20.0	20.3	20.0	22.0	22.0	22.1	19.8	19.9	19.7
		25	12	22.7	22.9	22.6	20.2	20.5	20.1	22.2	22.1	22.2	19.9	20.1	19.8
		25	24	22.6	22.8	22.6	20.1	20.4	20.1	22.1	22.0	22.1	19.9	20.0	19.8
		50	0	22.6	22.8	22.4	20.0	20.3	19.9	22.0	22.0	22.0	19.8	19.9	19.7
	256QAM	1	0	20.3	20.2	20.6	17.9	17.2	17.5	19.4	19.5	19.6	17.6	17.3	17.2
		1	24	20.2	20.3	20.6	**18.3**	17.7	17.8	19.8	19.8	**20.0**	**17.9**	17.7	17.5
		1	49	20.2	20.3	**20.7**	18.1	17.4	17.6	19.5	19.5	19.8	17.6	17.6	17.2
		25	0	20.5	20.4	20.2	17.7	17.7	17.7	19.8	19.6	19.7	17.7	17.4	17.5
		25	12	20.5	20.4	20.3	17.9	17.9	17.8	20.0	19.8	19.9	17.8	17.6	17.6
		25	24	20.5	20.4	20.3	17.8	17.8	17.8	19.9	19.8	19.8	17.7	17.5	17.6
		50	0	20.4	20.3	20.2	17.8	17.8	17.7	19.8	19.7	19.7	17.7	17.6	17.4

This report shall not be reproduced except in full, without the written approval of UL Verification Services Inc.

OUTPUT POWER FOR LTE BAND 2 (15.0 MHz)

Bandwidth (MHz)	Modulation	RB Allocation	RB Offset	Conducted Average (dBm)											
				ANT 1			ANT 2			ANT 3			ANT 4		
				18675	18900	19125	18675	18900	19125	18675	18900	19125	18675	18900	19125
				1857.5	1880.0	1902.5	1857.5	1880.0	1902.5	1857.5	1880.0	1902.5	1857.5	1880.0	1902.5
15.0	QPSK	1	0	25.6	25.7	25.7	23.0	22.9	**23.1**	24.7	25.0	25.0	22.8	23.0	22.8
		1	37	**25.7**	25.7	25.6	23.1	23.0	23.0	24.9	24.9	**25.0**	22.9	**23.0**	22.8
		1	74	25.7	25.7	25.7	23.0	23.0	23.1	24.8	24.9	25.0	22.9	23.0	22.9
		36	0	24.6	24.7	24.7	22.1	22.0	22.0	23.8	23.8	23.9	21.8	22.0	21.8
		36	16	24.8	24.8	24.8	22.2	22.1	22.1	23.9	24.0	24.0	22.0	22.1	21.9
		36	35	24.8	24.8	24.8	22.2	22.1	22.1	24.0	24.0	24.1	22.0	22.1	21.9
		75	0	24.7	24.8	24.7	22.1	22.1	22.0	23.9	23.9	24.0	21.9	22.1	21.8
	16QAM	1	0	25.1	24.7	25.1	22.5	21.9	**22.5**	24.2	24.2	**24.5**	22.3	22.0	22.2
		1	37	**25.2**	24.8	25.1	22.5	22.0	22.5	24.3	24.3	24.3	**22.4**	22.1	22.2
		1	74	25.0	24.7	25.1	22.4	22.1	22.5	24.4	24.4	24.5	22.2	22.1	22.3
		36	0	23.6	23.7	23.7	21.1	21.0	21.1	22.8	22.8	22.9	20.8	21.0	20.8
		36	16	23.8	23.9	23.8	21.2	21.1	21.2	23.0	23.0	23.0	21.0	21.2	21.0
		36	35	23.8	23.9	23.8	21.1	21.2	21.2	23.0	23.0	23.1	21.0	21.1	21.0
		75	0	23.8	23.8	23.8	21.1	21.1	21.1	22.9	22.9	23.0	20.9	21.1	21.0
	64QAM	1	0	24.3	24.1	24.0	21.6	21.5	21.3	23.3	23.5	23.6	21.2	21.3	20.9
		1	37	**24.4**	24.1	23.9	**21.8**	21.5	21.3	23.5	23.5	**23.6**	**21.4**	21.3	20.9
		1	74	24.3	24.2	23.9	21.6	21.5	21.3	23.5	23.5	23.6	21.4	21.2	20.9
		36	0	22.8	22.8	22.9	20.1	20.2	20.1	21.9	21.9	22.0	19.8	20.0	19.8
		36	16	22.9	23.0	22.9	20.3	20.3	20.2	22.0	22.0	22.0	19.9	20.1	19.9
		36	35	22.9	23.0	22.9	20.2	20.3	20.3	22.0	22.0	22.1	19.9	20.1	19.9
		75	0	22.9	22.9	22.9	20.2	20.2	20.1	22.0	22.0	22.1	19.9	20.0	19.8
	256QAM	1	0	20.7	20.7	20.0	18.2	17.6	18.0	19.7	19.5	19.7	17.9	17.4	17.4
		1	37	20.7	20.7	20.1	**18.4**	17.8	18.2	19.9	19.7	**19.9**	**17.9**	17.7	17.6
		1	74	20.6	**20.8**	20.1	18.4	17.7	18.1	19.9	19.7	19.9	17.9	17.7	17.4
		36	0	20.5	20.4	20.2	17.9	17.9	17.8	19.7	19.7	19.8	17.6	17.4	17.6
		36	16	20.5	20.4	20.2	18.0	18.0	17.9	19.9	19.8	19.8	17.7	17.6	17.7
		36	35	20.5	20.4	20.3	18.0	18.0	17.9	19.9	19.8	19.9	17.7	17.6	17.7
		75	0	20.4	20.4	20.2	18.0	18.0	17.9	19.9	19.8	19.8	17.7	17.5	17.5

UL VERIFICATION SERVICES INC. FORM NO: CCSUP4031B
47173 BENICIA STREET, FREMONT, CA 94538, USA TEL: (510) 319-4000 FAX: (510) 661-0888
This report shall not be reproduced except in full, without the written approval of UL Verification Services Inc.

OUTPUT POWER FOR LTE BAND 2 (20.0 MHz)

Bandwidth (MHz)	Modulation	RB Allocation	RB Offset	Conducted Average (dBm)											
				ANT 1			ANT 2			ANT 3			ANT 4		
				18700	18900	19100	18700	18900	19100	18700	18900	19100	18700	18900	19100
				1860.0	1880.0	1900.0	1860.0	1880.0	1900.0	1860.0	1880.0	1900.0	1860.0	1880.0	1900.0
20.0	QPSK	1	0	25.7	25.7	25.7	**23.1**	23.0	23.1	24.9	25.0	25.0	22.8	22.9	22.8
		1	49	25.7	**25.7**	25.6	23.0	23.0	23.1	24.9	24.9	**25.0**	22.8	**23.0**	22.7
		1	99	25.7	25.7	25.7	23.0	23.1	23.1	24.9	25.0	25.0	22.9	22.9	22.8
		50	0	24.6	24.6	24.6	22.0	22.0	22.0	23.9	23.9	23.9	21.7	21.9	21.7
		50	24	24.8	24.9	24.8	22.2	22.1	22.2	24.1	24.0	24.1	21.9	22.1	21.8
		50	49	24.8	24.8	24.8	22.1	22.2	22.2	24.0	24.0	24.1	21.9	22.0	21.8
		100	0	24.8	24.8	24.7	22.1	22.1	22.1	24.0	24.0	24.1	21.9	21.9	21.7
	16QAM	1	0	25.1	25.4	25.3	22.6	22.6	22.6	24.4	24.4	**24.5**	22.3	22.5	22.4
		1	49	25.1	**25.4**	25.3	22.5	22.6	22.6	24.4	24.4	24.4	22.2	**22.6**	22.3
		1	99	25.1	25.3	25.2	22.5	**22.7**	22.7	24.4	24.4	24.4	22.3	22.5	22.3
		50	0	23.6	23.7	23.7	21.0	21.0	21.1	22.9	22.9	22.9	20.7	20.9	20.7
		50	24	23.8	23.9	23.8	21.2	21.2	21.2	23.1	23.1	23.1	20.9	21.1	20.8
		50	49	23.8	23.8	23.8	21.1	21.2	21.2	23.0	23.0	23.1	20.9	21.1	20.9
		100	0	23.8	23.8	23.8	21.1	21.1	21.1	23.0	23.0	23.1	20.9	20.9	20.7
	64QAM	1	0	24.5	24.0	24.1	21.3	21.5	21.7	23.1	23.2	23.2	20.9	21.2	21.4
		1	49	24.5	24.1	24.1	21.3	21.5	21.7	23.2	23.2	**23.3**	20.9	21.2	21.3
		1	99	**24.5**	24.1	24.1	21.4	21.5	**21.8**	23.2	23.2	23.3	21.0	21.1	**21.4**
		50	0	22.8	22.7	22.8	20.1	20.2	20.1	21.9	21.9	22.0	19.7	19.9	19.6
		50	24	22.8	22.8	22.8	20.3	20.3	20.2	22.1	22.1	22.2	19.8	20.1	19.7
		50	49	22.7	22.7	22.7	20.2	20.3	20.2	22.1	22.1	22.1	19.9	20.0	19.8
		100	0	22.6	22.7	22.7	20.2	20.2	20.1	22.0	22.0	22.1	19.8	19.9	19.6
	256QAM	1	0	20.3	20.4	20.4	17.5	17.8	17.8	20.0	19.5	19.4	17.8	17.2	17.4
		1	49	20.3	20.5	20.4	17.8	18.1	**18.1**	**20.3**	19.9	19.8	**18.0**	17.6	17.8
		1	99	20.3	**20.5**	20.4	17.8	18.0	18.0	20.2	19.6	19.7	17.8	17.6	17.5
		50	0	20.5	20.4	20.2	17.9	17.9	17.9	19.7	19.6	19.7	17.5	17.3	17.5
		50	24	20.5	20.4	20.4	18.1	18.0	17.9	20.0	19.8	19.9	17.6	17.5	17.7
		50	49	20.5	20.4	20.3	18.0	18.0	18.0	19.9	19.7	19.8	17.6	17.6	17.6
		100	0	20.5	20.4	20.3	18.0	17.9	17.8	19.9	19.8	19.8	17.5	17.5	17.5

This report shall not be reproduced except in full, without the written approval of UL Verification Services Inc.

7.2. LTE BAND 5

Test Engineer ID:	19467	Test Date:	5/14/2020

OUTPUT POWER FOR LTE BAND 5 (1.4 MHz)

Bandwidth (MHz)	Modulation	RB Allocation	RB Offset	Conducted Average (dBm)					
				ANT 1			ANT 2		
				20407	20525	20643	20407	20525	20643
				824.7	836.5	848.3	824.7	836.5	848.3
1.4	QPSK	1	0	25.6	25.6	25.6	24.4	24.4	24.4
		1	2	25.7	**25.7**	25.7	**24.5**	24.5	24.4
		1	5	25.7	25.7	25.6	24.4	24.4	24.3
		3	0	25.6	25.7	25.6	24.4	24.3	24.4
		3	1	25.6	25.7	25.6	24.5	24.4	24.4
		3	2	25.7	25.7	25.7	24.5	24.4	24.4
		6	0	24.7	24.7	24.7	23.5	23.4	23.4
	16QAM	1	0	24.7	25.1	24.7	23.5	23.5	23.8
		1	2	24.9	**25.2**	24.8	23.6	23.7	**23.9**
		1	5	24.8	25.1	24.8	23.6	23.6	23.8
		3	0	24.7	25.0	24.9	23.7	23.5	23.6
		3	1	24.8	25.0	24.9	23.8	23.5	23.7
		3	2	24.8	25.0	25.0	23.8	23.6	23.7
		6	0	23.9	23.7	23.9	22.7	22.6	22.4
	64QAM	1	0	22.5	23.6	23.7	22.7	22.7	23.0
		1	2	**24.0**	23.8	23.8	22.8	22.8	**23.0**
		1	5	23.9	23.7	23.7	22.7	22.8	22.9
		3	0	23.9	23.7	23.5	22.8	22.6	22.9
		3	1	23.9	23.8	23.5	22.9	22.6	22.9
		3	2	23.9	23.8	23.6	22.9	22.6	22.9
		6	0	22.5	22.9	22.6	22.0	21.7	21.6
	256QAM	1	0	20.6	20.5	20.2	18.9	19.0	18.9
		1	2	20.3	20.7	20.3	19.0	19.2	18.9
		1	5	20.2	20.6	20.2	18.9	19.1	18.9
		3	0	20.7	20.6	20.5	19.0	19.0	19.0
		3	1	**20.8**	20.6	20.5	19.0	19.0	19.0
		3	2	20.7	20.6	20.5	19.1	19.0	19.1
		6	0	20.8	20.6	20.4	19.0	19.0	**19.3**

This report shall not be reproduced except in full, without the written approval of UL Verification Services Inc.

OUTPUT POWER FOR LTE BAND 5 (3.0 MHz)

Bandwidth (MHz)	Modulation	RB Allocation	RB Offset	Conducted Average (dBm)					
				ANT 1			ANT 2		
				20415	20525	20635	20415	20525	20635
				825.5	836.5	847.5	825.5	836.5	847.5
3.0	QPSK	1	0	25.6	25.7	25.7	24.4	24.4	24.4
		1	7	25.6	25.7	**25.7**	24.5	24.4	24.5
		1	14	25.7	25.7	25.7	**24.5**	24.4	24.4
		8	0	24.8	24.7	24.7	23.6	23.5	23.5
		8	4	24.8	24.8	24.8	23.6	23.5	23.5
		8	7	24.8	24.8	24.8	23.6	23.6	23.5
		15	0	24.8	24.8	24.8	23.6	23.5	23.5
	16QAM	1	0	24.8	24.7	**25.2**	23.6	23.3	23.8
		1	7	24.8	24.8	25.2	23.6	23.4	**23.9**
		1	14	24.8	24.8	25.1	23.6	23.5	23.8
		8	0	23.8	23.9	23.8	22.7	22.6	22.6
		8	4	23.9	24.0	23.9	22.7	22.6	22.6
		8	7	23.9	24.0	23.9	22.7	22.7	22.6
		15	0	23.8	23.9	23.8	22.6	22.6	22.5
	64QAM	1	0	23.8	23.9	23.6	22.9	22.9	22.7
		1	7	23.8	23.9	23.7	22.9	22.9	22.7
		1	14	23.8	**23.9**	23.7	22.9	**22.9**	22.7
		8	0	22.6	22.7	22.6	21.7	21.7	21.6
		8	4	22.6	22.7	22.7	21.7	21.8	21.7
		8	7	22.7	22.7	22.7	21.8	21.7	21.7
		15	0	22.7	22.7	22.7	21.8	21.7	21.7
	256QAM	1	0	20.5	20.6	20.7	19.2	19.4	18.7
		1	7	20.5	20.6	20.5	19.3	19.5	18.8
		1	14	20.4	20.5	20.5	19.3	**19.6**	18.8
		8	0	**20.8**	20.5	20.5	19.4	19.1	18.9
		8	4	20.8	20.6	20.5	19.4	19.1	19.2
		8	7	20.8	20.6	20.5	19.6	19.1	19.2
		15	0	20.7	20.5	20.6	19.4	19.0	19.2

UL VERIFICATION SERVICES INC. FORM NO: CCSUP4031B
47173 BENICIA STREET, FREMONT, CA 94538, USA TEL: (510) 319-4000 FAX: (510) 661-0888
This report shall not be reproduced except in full, without the written approval of UL Verification Services Inc.

OUTPUT POWER FOR LTE BAND 5 (5.0 MHz)

Bandwidth (MHz)	Modulation	RB Allocation	RB Offset	Conducted Average (dBm)					
				ANT 1			ANT 2		
				20425	20525	20625	20425	20525	20625
				826.5	836.5	846.5	826.5	836.5	846.5
5.0	QPSK	1	0	25.7	25.7	25.5	24.4	24.4	24.3
		1	12	**25.7**	25.7	25.6	**24.5**	24.5	24.4
		1	24	25.7	25.7	25.6	24.5	24.5	24.4
		12	0	24.7	24.7	24.7	23.5	23.4	23.4
		12	6	24.9	24.7	24.7	23.5	23.5	23.4
		12	11	24.8	24.7	24.7	23.5	23.4	23.4
		25	0	24.8	24.7	24.6	23.5	23.4	23.4
	16QAM	1	0	24.9	24.8	25.2	23.6	23.5	23.9
		1	12	25.0	24.9	**25.3**	23.7	23.6	**24.1**
		1	24	25.0	24.9	25.2	23.6	23.6	23.9
		12	0	23.8	23.7	23.8	22.5	22.5	22.5
		12	6	23.9	23.8	23.8	22.6	22.6	22.5
		12	11	23.9	23.8	23.9	22.6	22.5	22.6
		25	0	23.7	23.8	23.7	22.5	22.4	22.5
	64QAM	1	0	23.8	23.5	23.8	22.8	22.4	22.8
		1	12	**24.0**	23.5	23.9	**23.0**	22.5	22.9
		1	24	23.9	23.5	23.8	22.9	22.4	22.8
		12	0	22.6	22.6	22.4	21.7	21.6	21.4
		12	6	22.7	22.7	22.5	21.7	21.6	21.5
		12	11	22.7	22.6	22.5	21.7	21.6	21.5
		25	0	22.6	22.5	22.4	21.6	21.5	21.5
	256QAM	1	0	**20.9**	20.3	20.6	19.3	19.0	19.4
		1	12	20.7	20.3	20.6	**19.4**	19.1	19.4
		1	24	20.7	20.3	20.5	19.4	19.0	19.4
		12	0	20.8	20.5	20.5	19.3	19.2	19.3
		12	6	20.8	20.6	20.5	19.4	19.3	19.3
		12	11	20.7	20.5	20.4	19.4	19.3	19.4
		25	0	20.7	20.6	20.5	19.3	19.4	19.3

UL VERIFICATION SERVICES INC. FORM NO: CCSUP4031B
47173 BENICIA STREET, FREMONT, CA 94538, USA TEL: (510) 319-4000 FAX: (510) 661-0888
This report shall not be reproduced except in full, without the written approval of UL Verification Services Inc.

OUTPUT POWER FOR LTE BAND 5 (10.0 MHz)

Bandwidth (MHz)	Modulation	RB Allocation	RB Offset	ANT 1			ANT 2		
				20450	20525	20600	20450	20525	20600
				829.0	836.5	844.0	829.0	836.5	844.0
10.0	QPSK	1	0	25.7	25.6	25.7	**24.5**	24.4	24.4
		1	24	25.6	25.6	25.6	24.4	24.4	24.3
		1	49	25.7	**25.7**	25.6	24.4	24.4	24.3
		25	0	24.7	24.7	24.6	23.5	23.4	23.4
		25	12	24.8	24.8	24.6	23.6	23.4	23.5
		25	24	24.8	24.7	24.7	23.5	23.4	23.4
		50	0	24.7	24.7	24.7	23.5	23.4	23.4
	16QAM	1	0	24.8	24.7	**25.2**	23.5	**23.8**	23.5
		1	24	24.7	24.6	25.1	23.4	23.8	23.4
		1	49	24.8	24.7	25.1	23.4	23.8	23.4
		25	0	23.8	23.7	23.7	22.5	22.5	22.5
		25	12	23.9	23.8	23.6	22.5	22.5	22.6
		25	24	23.9	23.7	23.7	22.5	22.5	22.5
		50	0	23.8	23.7	23.7	22.4	22.4	22.4
	64QAM	1	0	23.7	23.8	**23.9**	22.8	**22.9**	22.7
		1	24	23.6	23.8	23.8	22.8	22.9	22.7
		1	49	23.8	23.7	23.9	22.8	22.8	22.7
		25	0	22.7	22.6	22.6	21.7	21.6	21.6
		25	12	22.8	22.7	22.5	21.7	21.6	21.7
		25	24	22.7	22.7	22.6	21.7	21.6	21.6
		50	0	22.6	22.5	22.5	21.6	21.5	21.5
	256QAM	1	0	20.5	20.5	20.6	19.0	19.5	18.7
		1	24	20.5	20.5	20.6	19.4	**19.7**	18.9
		1	49	20.4	20.5	20.7	19.1	19.5	18.6
		25	0	20.7	20.5	20.5	19.3	19.2	19.1
		25	12	20.7	20.6	20.5	19.4	19.4	19.2
		25	24	20.6	20.5	20.5	19.3	19.3	19.2
		50	0	**20.7**	20.6	20.5	19.3	19.3	19.1

This report shall not be reproduced except in full, without the written approval of UL Verification Services Inc.

7.3. 5G NR BAND n5

Test Engineer ID:	19171	Test Date:	8/23/2020

OUTPUT POWER FOR 5G NR BAND n5 (15.0 MHz)

Bandwidth (MHz)	Modulation	RB Allocation	RB Offset	Ant 1			Ant 2		
				Conducted Average (dBm)			Conducted Average (dBm)		
				166300	167300	168300	166300	167300	168300
				831.5 MHz	836.5 MHz	841.5 MHz	831.5 MHz	836.5 MHz	841.5 MHz
15.0	BPSK	1	0	24.0	23.4	23.5	22.8	22.7	22.7
		1	1	25.1	24.4	24.1	23.4	23.5	23.4
		36	18	**25.7**	25.4	25.4	24.0	**24.3**	**24.3**
		75	0	23.3	24.1	24.0	23.1	22.9	23.1
	QPSK	1	0	24.2	23.7	23.8	23.0	22.8	22.8
		1	1	24.6	24.7	24.4	23.8	23.7	23.7
		36	18	25.4	25.4	**25.7**	24.3	**24.5**	24.5
		75	0	24.5	24.2	24.4	23.5	23.3	23.3
	16QAM	1	0	22.9	22.6	22.7	21.9	21.3	21.8
		1	1	23.8	23.9	23.8	22.9	22.5	22.9
		36	18	24.6	24.4	**24.8**	23.4	23.4	**23.5**
		75	0	23.4	23.2	23.3	22.4	22.3	22.6
	64QAM	1	0	21.9	21.4	21.9	20.9	20.9	20.7
		1	1	22.8	23.0	22.4	21.8	21.2	21.8
		36	18	23.6	23.5	23.6	22.4	22.4	22.4
		75	0	22.5	22.3	22.3	21.4	21.3	21.5
	256QAM	1	0	18.3	18.6	18.4	18.9	18.4	18.7
		1	1	19.6	19.5	19.9	19.8	19.7	19.8
		36	18	20.7	20.5	**20.9**	20.3	20.5	**20.5**
		75	0	19.5	19.3	19.4	19.5	19.4	19.4

OUTPUT POWER FOR 5G NR BAND n5 (20.0 MHz)

Bandwidth (MHz)	Modulation	RB Allocation	RB Offset	Ant 1			Ant 2		
				Conducted Average (dBm)			Conducted Average (dBm)		
				166800	167300	167800	166800	167300	167800
				834.0 MHz	836.5 MHz	839.0 MHz	834.0 MHz	836.5 MHz	839.0 MHz
20.0	BPSK	1	0	23.8	23.4	23.6	22.6	22.6	23.0
		1	1	25.3	24.5	24.7	23.5	23.5	23.5
		50	25	**25.7**	25.6	25.6	**24.5**	24.0	24.4
		100	1	24.0	24.1	24.8	23.4	23.2	23.2
	QPSK	1	0	24.5	24.0	24.1	22.9	23.1	22.8
		1	1	25.3	25.1	25.0	23.9	23.9	23.9
		50	25	25.6	**25.7**	25.7	**24.5**	24.2	24.4
		100	1	24.5	24.4	25.0	23.7	23.4	23.5
	16QAM	1	0	22.9	22.8	22.4	22.0	22.0	21.9
		1	1	23.9	23.8	23.3	22.9	23.1	22.8
		50	25	**25.1**	24.2	24.3	**23.5**	23.4	23.4
		100	1	22.9	22.8	23.3	22.6	22.2	22.3
	64QAM	1	0	22.6	22.6	21.8	21.0	20.9	20.8
		1	1	22.8	23.1	22.9	21.9	22.1	21.8
		50	25	23.6	23.9	24.4	22.4	22.4	22.7
		100	1	22.5	22.5	23.0	21.6	21.3	21.7
	256QAM	1	0	19.4	18.9	19.2	18.8	19.1	18.8
		1	1	20.6	20.5	19.7	19.1	20.1	19.8
		50	25	**21.5**	20.7	20.9	20.4	20.4	**20.5**
		100	1	19.5	19.4	19.9	19.7	19.3	19.5

This report shall not be reproduced except in full, without the written approval of UL Verification Services Inc.

7.4. LTE BAND 7

Test Engineer ID:	19467	Test Date:	5/14/2020

OUTPUT POWER FOR LTE BAND 7 (5.0 MHz)

Bandwidth (MHz)	Modulation	RB Allocation	RB Offset	Conducted Average (dBm)											
				ANT 1			ANT 2			ANT 3			ANT 4		
				20775	21100	21425	20775	21100	21425	20775	21100	21425	20775	21100	21425
				2502.5	2535.0	2567.5	2502.5	2535.0	2567.5	2502.5	2535.0	2567.5	2502.5	2535.0	2567.5
5.0	QPSK	1	0	**25.7**	25.5	25.6	**22.8**	22.5	22.7	24.8	24.8	24.7	21.2	22.3	22.4
		1	12	25.7	25.4	25.5	22.8	22.5	22.7	24.9	24.8	24.6	22.2	22.3	22.4
		1	24	25.7	25.5	25.6	22.8	22.6	22.8	**25.0**	24.8	24.7	22.3	22.3	**22.5**
		12	0	24.6	24.5	24.5	21.7	21.6	21.7	23.8	23.8	23.6	21.2	21.3	21.3
		12	6	24.6	24.6	24.6	21.7	21.7	21.8	23.9	23.9	23.7	21.3	21.3	21.4
		12	11	24.6	24.5	24.6	21.7	21.6	21.8	23.9	23.9	23.6	21.3	21.3	21.4
		25	0	24.6	24.5	24.5	21.7	21.6	21.7	23.9	23.8	23.6	21.3	21.3	21.4
	16QAM	1	0	24.4	**25.1**	24.7	21.9	22.2	21.9	23.8	**24.5**	23.9	21.7	21.6	21.6
		1	12	24.6	25.1	24.7	21.9	22.2	21.9	24.1	24.4	23.8	21.9	21.5	21.6
		1	24	24.8	25.1	24.8	22.0	**22.2**	22.0	24.2	24.4	23.8	**22.0**	21.5	21.7
		12	0	23.7	23.6	23.6	20.8	20.7	20.8	22.8	23.0	22.8	20.4	20.4	20.5
		12	6	23.7	23.7	23.6	20.9	20.8	20.8	23.1	23.0	22.8	20.5	20.4	20.5
		12	11	23.7	23.6	23.6	20.8	20.8	20.8	23.1	23.0	22.7	20.5	20.3	20.5
		25	0	23.6	23.6	23.5	20.7	20.7	20.7	22.9	22.9	22.7	20.4	20.3	20.4
	64QAM	1	0	23.0	24.0	23.9	20.5	20.8	20.8	22.4	22.7	23.0	19.6	21.0	20.9
		1	12	23.1	23.9	23.8	20.5	20.8	20.9	23.1	22.7	23.0	20.3	20.9	**21.0**
		1	24	23.5	**24.0**	23.9	20.5	20.8	**20.9**	**23.3**	22.7	23.0	20.6	20.9	21.0
		12	0	22.2	22.5	22.6	19.6	19.4	19.7	21.3	21.8	21.6	18.7	19.5	19.7
		12	6	22.5	22.6	22.6	19.7	19.4	19.7	21.7	21.8	21.6	19.6	19.6	19.7
		12	11	22.6	22.6	22.6	19.6	19.4	19.7	21.9	21.8	21.6	19.7	19.5	19.7
		25	0	22.3	22.6	22.6	19.6	19.4	19.6	21.5	21.7	21.6	19.2	19.6	19.6
	256QAM	1	0	20.3	20.6	20.6	17.0	17.9	17.8	19.3	20.1	20.3	16.6	**17.6**	17.2
		1	12	20.2	20.5	20.5	17.0	**18.0**	17.8	19.4	20.1	20.4	16.8	17.5	17.3
		1	24	20.3	**20.7**	20.6	17.0	17.8	17.8	19.4	20.0	20.2	16.8	17.5	17.3
		12	0	20.5	20.5	20.6	16.6	17.7	17.6	19.3	20.3	20.2	16.5	17.2	17.1
		12	6	20.5	20.5	20.6	16.7	17.7	17.7	19.4	20.4	20.3	16.6	17.2	17.2
		12	11	20.6	20.5	20.5	16.6	17.6	17.6	19.4	20.3	20.2	16.6	17.2	17.1
		25	0	20.6	20.5	20.6	16.6	17.7	17.6	19.3	**20.4**	20.3	16.5	17.3	17.1

UL VERIFICATION SERVICES INC. FORM NO: CCSUP4031B
47173 BENICIA STREET, FREMONT, CA 94538, USA TEL: (510) 319-4000 FAX: (510) 661-0888
This report shall not be reproduced except in full, without the written approval of UL Verification Services Inc.

OUTPUT POWER FOR LTE BAND 7 (10.0 MHz)

Bandwidth (MHz)	Modulation	RB Allocation	RB Offset	Conducted Average (dBm)											
				ANT 1			ANT 2			ANT 3			ANT 4		
				20800	21100	21400	20800	21100	21400	20800	21100	21400	20800	21100	21400
				2505.0	2535.0	2565.0	2505.0	2535.0	2565.0	2505.0	2535.0	2565.0	2505.0	2535.0	2565.0
10.0	QPSK	1	0	25.7	25.4	25.4	22.7	22.6	22.7	24.5	24.7	24.6	22.0	22.1	22.1
		1	24	25.7	25.4	25.5	22.7	22.6	22.7	24.9	24.6	24.6	22.3	22.1	22.2
		1	49	**25.7**	25.4	25.6	**22.7**	22.6	22.7	**25.0**	24.7	24.6	**22.5**	22.1	22.2
		25	0	24.7	24.5	24.5	21.8	21.7	21.7	23.7	23.7	23.7	21.2	21.2	21.2
		25	12	24.8	24.6	24.5	21.8	21.7	21.7	24.0	23.7	23.7	21.4	21.2	21.3
		25	24	24.7	24.5	24.6	21.8	21.7	21.8	24.1	23.6	23.6	21.4	21.2	21.3
		50	0	24.7	24.5	24.4	21.8	21.7	21.6	23.7	23.6	23.6	21.2	21.1	21.2
	16QAM	1	0	**25.1**	24.6	24.5	22.2	21.8	21.7	23.1	23.7	24.1	21.5	21.3	21.2
		1	24	25.1	24.5	24.4	22.2	21.7	21.7	23.6	23.6	24.0	21.7	21.1	21.2
		1	49	25.1	24.5	24.5	**22.2**	21.7	21.8	**24.3**	23.7	24.1	**21.9**	21.2	21.3
		25	0	23.8	23.6	23.5	20.9	20.8	20.7	22.6	22.8	22.8	20.3	20.3	20.3
		25	12	23.8	23.6	23.5	20.9	20.8	20.8	23.0	22.8	22.7	20.4	20.3	20.4
		25	24	23.7	23.6	23.6	20.9	20.8	20.9	23.3	22.7	22.7	20.5	20.3	20.4
		50	0	23.7	23.5	23.4	20.8	20.7	20.6	22.8	22.7	22.7	20.3	20.2	20.3
	64QAM	1	0	23.3	23.9	23.9	20.8	20.8	20.6	21.8	23.0	22.6	19.4	20.6	20.7
		1	24	23.9	23.8	23.9	20.9	20.8	20.7	22.6	22.9	22.6	20.6	20.5	20.8
		1	49	23.9	23.8	**23.9**	**20.9**	20.9	20.8	**23.2**	22.9	22.6	**20.8**	20.6	20.8
		25	0	22.6	22.7	22.6	19.7	19.6	19.6	21.2	21.7	21.6	19.5	19.5	19.4
		25	12	22.9	22.7	22.6	19.8	19.6	19.7	21.6	21.7	21.6	19.7	19.5	19.5
		25	24	22.8	22.7	22.6	19.8	19.6	19.7	22.0	21.6	21.5	19.7	19.4	19.5
		50	0	22.8	22.6	22.5	19.7	19.5	19.5	21.4	21.6	21.5	19.5	19.3	19.4
	256QAM	1	0	20.9	20.2	20.6	16.3	17.6	17.6	19.1	20.1	20.1	16.1	17.2	17.1
		1	24	20.9	20.2	20.5	16.5	**17.8**	17.8	19.5	20.2	20.3	16.5	**17.4**	17.2
		1	49	**21.0**	20.4	20.6	16.3	17.6	17.6	19.4	19.9	20.0	16.3	17.2	17.0
		25	0	20.5	20.6	20.6	16.7	17.6	17.5	19.3	20.3	20.2	16.5	17.3	17.0
		25	12	20.6	20.6	20.6	16.8	17.7	17.6	19.4	**20.4**	20.3	16.7	17.3	17.1
		25	24	20.5	20.5	20.6	16.6	17.6	17.6	19.4	20.3	20.2	16.6	17.3	17.0
		50	0	20.6	20.5	20.6	16.6	17.6	17.6	19.3	20.3	20.2	16.5	17.2	17.1

This report shall not be reproduced except in full, without the written approval of UL Verification Services Inc.

OUTPUT POWER FOR LTE BAND 7 (15.0 MHz)

Bandwidth (MHz)	Modulation	RB Allocation	RB Offset	Conducted Average (dBm)											
				ANT 1			ANT 2			ANT 3			ANT 4		
				20825	21100	21375	20825	21100	21375	20825	21100	21375	20825	21100	21375
				2507.5	2535.0	2562.5	2507.5	2535.0	2562.5	2507.5	2535.0	2562.5	2507.5	2535.0	2562.5
15.0	QPSK	1	0	25.5	25.6	25.4	22.7	22.6	22.6	23.9	24.8	24.7	22.0	22.2	22.1
		1	37	25.7	25.5	25.5	22.7	22.6	22.7	24.5	24.7	24.6	22.4	22.1	22.1
		1	74	**25.7**	25.5	25.6	**22.7**	22.6	22.7	**25.0**	24.8	24.1	**22.5**	22.1	22.2
		36	0	24.8	24.6	24.5	21.8	21.7	21.7	23.1	23.9	23.8	21.3	21.2	21.2
		36	16	24.7	24.6	24.5	21.9	21.7	21.7	23.5	23.9	23.8	21.5	21.2	21.2
		36	35	24.7	24.6	24.6	21.9	21.7	21.9	23.9	23.9	23.5	21.5	21.2	21.3
		75	0	23.9	24.5	24.5	21.8	21.7	21.7	23.4	23.9	23.7	21.3	21.1	21.2
	16QAM	1	0	22.5	25.0	24.4	22.2	22.2	21.7	23.0	23.8	24.1	20.8	21.7	21.1
		1	37	23.5	25.0	24.5	22.2	22.1	21.7	23.8	23.7	24.1	21.8	21.6	21.2
		1	74	24.4	**25.0**	24.6	**22.2**	22.1	21.8	**24.3**	23.9	23.7	**21.9**	21.6	21.2
		36	0	23.8	23.6	23.5	21.0	20.7	20.7	22.1	22.9	22.8	20.4	20.2	20.2
		36	16	23.8	23.6	23.5	21.0	20.7	20.8	22.6	22.9	22.8	20.5	20.2	20.2
		36	35	23.7	23.5	23.6	20.9	20.7	20.8	23.0	22.8	22.7	20.5	20.1	20.3
		75	0	23.7	23.5	23.5	20.9	20.7	20.7	22.6	22.8	22.7	20.4	20.1	20.2
	64QAM	1	0	23.7	23.9	23.7	20.7	21.0	20.7	22.2	22.8	23.0	19.0	**21.0**	20.6
		1	37	**24.3**	23.9	23.7	20.7	**21.1**	20.8	23.3	22.6	22.9	20.6	20.8	20.6
		1	74	24.3	23.9	23.7	20.8	21.0	20.9	**23.4**	22.7	22.9	20.7	20.8	20.7
		36	0	22.6	22.7	22.7	19.8	19.5	19.5	21.1	21.5	21.4	19.5	19.3	19.3
		36	16	22.8	22.7	22.7	19.8	19.5	19.6	21.5	21.5	21.5	19.6	19.3	19.4
		36	35	22.8	22.7	22.7	19.8	19.5	19.7	21.8	21.5	21.4	19.7	19.3	19.5
		75	0	22.8	22.6	22.5	19.7	19.5	19.5	21.4	21.5	21.4	19.5	19.3	19.3
	256QAM	1	0	20.3	20.6	20.9	16.5	17.9	17.8	19.5	20.6	20.4	16.4	**17.6**	17.3
		1	37	20.3	20.7	21.0	16.7	**18.1**	18.0	19.8	**20.6**	20.5	16.7	17.6	17.4
		1	74	20.4	20.8	**21.0**	16.7	18.0	17.8	19.8	20.5	20.3	16.6	17.6	17.3
		36	0	20.6	20.4	20.6	16.9	17.8	17.9	19.6	20.6	20.5	16.8	17.4	17.3
		36	16	20.6	20.6	20.6	16.9	17.8	17.9	19.8	20.6	20.6	16.9	17.4	17.3
		36	35	20.6	20.6	20.6	16.9	17.8	17.8	19.8	20.5	20.4	16.9	17.4	17.3
		75	0	20.6	20.5	20.6	16.9	17.8	17.9	19.7	20.6	20.5	16.8	17.4	17.2

UL VERIFICATION SERVICES INC. FORM NO: CCSUP4031B
47173 BENICIA STREET, FREMONT, CA 94538, USA TEL: (510) 319-4000 FAX: (510) 661-0888
This report shall not be reproduced except in full, without the written approval of UL Verification Services Inc.

OUTPUT POWER FOR LTE BAND 7 (20.0 MHz)

Bandwidth (MHz)	Modulation	RB Allocation	RB Offset	Conducted Average (dBm)											
				ANT 1			ANT 2			ANT 3			ANT 4		
				20850	21100	21350	20850	21100	21350	20850	21100	21350	20850	21100	21350
				2510.0	2535.0	2560.0	2510.0	2535.0	2560.0	2510.0	2535.0	2560.0	2510.0	2535.0	2560.0
20.0	QPSK	1	0	**25.7**	25.6	25.5	22.7	22.6	22.6	23.9	24.8	24.4	22.0	22.2	22.1
		1	49	25.7	25.5	25.6	22.7	22.6	22.7	24.7	24.6	24.4	22.5	22.1	22.2
		1	99	25.7	25.5	25.6	22.7	22.6	**22.7**	**25.0**	24.8	23.8	**22.5**	22.1	22.3
		50	0	24.8	24.6	24.5	21.8	21.7	21.7	23.2	23.8	23.5	21.4	21.3	21.1
		50	24	24.8	24.6	24.6	21.9	21.8	21.8	23.7	23.8	23.5	21.5	21.2	21.3
		50	49	24.7	24.6	24.7	21.9	21.7	21.8	23.9	23.8	23.4	21.5	21.2	21.3
		100	0	24.7	24.6	24.6	21.8	21.7	21.7	23.5	23.7	23.4	21.4	21.2	21.2
	16QAM	1	0	25.2	25.1	25.0	22.2	22.1	22.2	22.9	24.4	24.2	21.7	21.7	21.7
		1	49	25.3	25.0	25.0	22.3	22.1	22.2	24.0	24.3	24.0	21.9	21.5	21.8
		1	99	**25.3**	25.0	25.1	22.3	22.1	**22.4**	24.4	**24.5**	23.4	**22.1**	21.6	21.8
		50	0	23.8	23.7	23.5	20.8	20.7	20.7	22.3	22.9	22.5	20.4	20.2	20.2
		50	24	23.8	23.7	23.6	20.9	20.7	20.8	22.8	22.9	22.5	20.5	20.2	20.3
		50	49	23.7	23.6	23.6	20.9	20.7	20.8	23.0	22.8	22.4	20.6	20.2	20.3
		100	0	23.8	23.6	23.6	20.8	20.7	20.7	22.7	22.4	22.4	20.4	20.2	20.3
	64QAM	1	0	23.5	24.0	24.3	21.2	20.7	20.8	22.2	22.7	22.8	19.4	20.6	20.5
		1	49	24.0	24.0	24.3	21.3	20.7	20.9	23.3	22.6	22.7	21.2	20.4	20.6
		1	99	23.9	24.0	**24.3**	**21.3**	20.7	21.0	**23.4**	22.7	22.6	**21.2**	20.5	20.7
		50	0	22.9	22.8	22.6	19.6	19.6	19.6	21.2	21.6	21.5	19.5	19.4	19.3
		50	24	22.9	22.8	22.8	19.8	19.6	19.7	21.7	21.6	21.5	19.6	19.4	19.5
		50	49	22.8	22.8	22.7	19.7	19.6	19.7	21.8	21.5	21.4	19.6	19.3	19.5
		100	0	22.8	22.7	22.6	19.7	19.5	19.6	21.4	21.5	21.4	19.5	19.3	19.3
	256QAM	1	0	20.6	20.5	20.4	16.6	18.0	17.8	19.1	20.8	20.3	16.5	17.8	17.4
		1	49	20.7	20.7	20.5	17.1	**18.2**	18.0	19.7	**20.9**	20.5	17.1	**17.8**	17.5
		1	99	20.7	**20.8**	20.5	16.9	18.2	17.7	19.5	20.7	20.1	16.6	17.8	17.1
		50	0	20.5	20.5	20.6	16.8	17.8	17.7	19.5	20.5	20.4	16.8	17.4	17.3
		50	24	20.6	20.6	20.7	16.9	17.9	17.9	19.7	20.6	20.5	16.8	17.4	17.3
		50	49	20.6	20.6	20.7	16.8	17.9	17.7	19.7	20.4	20.3	16.8	17.4	17.2
		100	0	20.6	20.6	20.6	16.9	17.8	17.7	19.6	20.5	20.4	16.7	17.4	17.2

This report shall not be reproduced except in full, without the written approval of UL Verification Services Inc.

7.5. LTE BAND 12

Test Engineer ID:	19177	Test Date:	5/14/2020

OUTPUT POWER FOR LTE BAND 12 (1.4 MHz)

Bandwidth (MHz)	Modulation	RB Allocation	RB Offset	Conducted Average (dBm)					
				ANT 1			ANT 2		
				23017	23095	23173	23017	23095	23173
				699.7	707.5	715.3	699.7	707.5	715.3
1.4	QPSK	1	0	25.6	25.6	25.5	24.4	24.3	24.5
		1	2	25.6	**25.7**	25.3	24.5	24.5	**24.5**
		1	5	25.6	25.6	25.0	24.5	24.4	24.5
		3	0	25.5	25.6	25.3	24.5	24.4	24.4
		3	1	25.6	25.7	25.3	24.5	24.4	24.5
		3	2	25.6	25.7	25.2	24.5	24.4	24.5
		6	0	24.7	24.7	24.4	23.5	23.5	23.5
	16QAM	1	0	24.7	25.0	24.6	23.8	23.5	23.6
		1	2	24.7	**25.1**	24.4	**23.9**	23.6	23.7
		1	5	24.7	25.0	24.2	23.9	23.6	23.6
		3	0	24.6	24.8	24.7	23.7	23.7	23.5
		3	1	24.7	24.9	24.6	23.8	23.7	23.6
		3	2	24.7	24.9	24.5	23.8	23.7	23.7
		6	0	23.8	23.7	23.7	22.5	22.7	22.7
	64QAM	1	0	23.8	23.8	**24.0**	23.1	22.7	22.7
		1	2	23.8	23.9	23.7	**23.2**	22.8	22.8
		1	5	23.8	23.8	23.5	23.1	22.8	22.8
		3	0	23.7	23.8	23.6	23.0	22.8	22.6
		3	1	23.8	23.9	23.6	23.0	22.8	22.7
		3	2	23.8	23.9	23.4	23.0	22.9	22.7
		6	0	22.5	23.1	22.7	21.7	21.9	21.7
	256QAM	1	0	20.5	20.0	20.0	18.9	18.4	18.6
		1	2	20.6	**20.6**	20.1	19.0	**19.2**	19.1
		1	5	20.4	20.4	20.0	19.0	19.1	19.0
		3	0	20.3	20.3	20.1	18.9	18.8	18.8
		3	1	20.4	20.3	20.1	18.9	18.9	18.9
		3	2	20.4	20.3	20.1	18.9	18.8	18.9
		6	0	20.3	20.2	20.3	18.8	18.8	18.8

This report shall not be reproduced except in full, without the written approval of UL Verification Services Inc.

OUTPUT POWER FOR LTE BAND 12 (3.0 MHz)

Bandwidth (MHz)	Modulation	RB Allocation	RB Offset	Conducted Average (dBm)					
				ANT 1			ANT 2		
				23025	23095	23165	23025	23095	23165
				700.5	707.5	714.5	700.5	707.5	714.5
3.0	QPSK	1	0	25.6	25.5	25.6	24.3	24.4	24.5
		1	7	25.5	**25.7**	25.4	24.3	24.4	**24.5**
		1	14	25.6	25.7	24.8	24.4	24.4	24.5
		8	0	24.7	24.8	24.7	23.5	23.5	23.4
		8	4	24.7	24.9	24.6	23.5	23.5	23.5
		8	7	24.8	24.9	24.4	23.5	23.6	23.5
		15	0	24.7	24.9	24.5	23.5	23.5	23.5
	16QAM	1	0	24.6	24.4	**25.0**	23.5	23.4	23.9
		1	7	24.6	24.7	24.8	23.4	23.4	23.9
		1	14	24.6	24.6	24.3	23.5	23.5	**23.9**
		8	0	23.7	23.9	23.8	22.5	22.6	22.5
		8	4	23.7	24.0	23.8	22.5	22.6	22.6
		8	7	23.8	24.1	23.6	22.6	22.7	22.6
		15	0	23.7	23.9	23.6	22.5	22.5	22.5
	64QAM	1	0	23.7	24.0	23.9	22.8	22.9	22.7
		1	7	23.6	**24.2**	23.7	22.6	22.9	22.7
		1	14	23.7	24.0	23.2	22.8	**22.9**	22.8
		8	0	22.5	22.9	22.9	21.6	21.7	21.7
		8	4	22.5	23.1	22.9	21.6	21.8	21.7
		8	7	22.6	23.1	22.7	21.6	21.8	21.7
		15	0	22.7	22.9	22.7	21.7	21.7	21.7
	256QAM	1	0	**20.9**	20.1	20.4	**19.5**	18.8	18.7
		1	7	20.8	20.1	20.3	19.4	18.7	18.7
		1	14	20.8	20.2	20.3	19.4	18.6	18.7
		8	0	20.6	20.2	20.4	19.0	19.0	18.8
		8	4	20.5	20.3	20.4	19.1	19.1	18.9
		8	7	20.5	20.3	20.5	19.1	19.0	18.9
		15	0	20.5	20.4	20.4	19.1	19.1	19.0

UL VERIFICATION SERVICES INC. FORM NO: CCSUP4031B
47173 BENICIA STREET, FREMONT, CA 94538, USA TEL: (510) 319-4000 FAX: (510) 661-0888
This report shall not be reproduced except in full, without the written approval of UL Verification Services Inc.

OUTPUT POWER FOR LTE BAND 12 (5.0 MHz)

Bandwidth (MHz)	Modulation	RB Allocation	RB Offset	Conducted Average (dBm)					
				ANT 1			ANT 2		
				23035	23095	23155	23035	23095	23155
				701.5	707.5	713.5	701.5	707.5	713.5
5.0	QPSK	1	0	25.3	25.2	25.4	24.4	24.4	24.2
		1	12	25.4	**25.7**	25.6	24.4	24.4	24.4
		1	24	25.5	25.4	24.9	**24.5**	24.4	24.4
		12	0	24.4	24.5	24.8	23.5	23.4	23.4
		12	6	24.5	24.7	24.8	23.5	23.4	23.4
		12	11	24.5	24.6	24.6	23.5	23.4	23.4
		25	0	24.4	24.5	24.7	23.5	23.5	23.4
	16QAM	1	0	24.4	24.3	25.0	23.6	23.5	23.9
		1	12	24.4	24.8	**25.2**	23.6	23.6	24.0
		1	24	24.6	24.6	24.5	23.7	23.6	**24.0**
		12	0	23.4	23.6	24.0	22.5	22.5	22.6
		12	6	23.5	23.8	24.0	22.6	22.6	22.6
		12	11	23.6	23.7	23.8	22.5	22.5	22.6
		25	0	23.4	23.6	23.8	22.5	22.5	22.5
	64QAM	1	0	23.4	23.2	23.8	23.0	22.7	22.4
		1	12	23.5	23.7	**24.1**	**23.0**	22.8	22.5
		1	24	23.7	23.4	23.4	22.9	22.8	22.5
		12	0	22.3	22.7	22.9	21.5	21.6	21.6
		12	6	22.4	22.8	22.9	21.6	21.6	21.5
		12	11	22.5	22.8	22.7	21.5	21.6	21.6
		25	0	22.3	22.6	22.8	21.6	21.6	21.5
	256QAM	1	0	**20.7**	20.4	20.2	18.7	19.1	18.8
		1	12	20.5	20.4	20.1	18.8	**19.2**	18.8
		1	24	20.5	20.4	20.0	18.8	19.1	18.9
		12	0	20.5	20.3	20.4	19.0	19.0	18.8
		12	6	20.5	20.4	20.4	19.1	19.1	18.9
		12	11	20.4	20.3	20.3	19.1	19.0	18.8
		25	0	20.4	20.4	20.4	19.1	19.1	18.9

UL VERIFICATION SERVICES INC. FORM NO: CCSUP4031B
47173 BENICIA STREET, FREMONT, CA 94538, USA TEL: (510) 319-4000 FAX: (510) 661-0888
This report shall not be reproduced except in full, without the written approval of UL Verification Services Inc.

OUTPUT POWER FOR LTE BAND 12 (10.0 MHz)

Bandwidth (MHz)	Modulation	RB Allocation	RB Offset	Conducted Average (dBm)					
				ANT 1			ANT 2		
				23060	23095	23130	23060	23095	23130
				704.0	707.5	711.0	704.0	707.5	711.0
10.0	QPSK	1	0	24.3	24.9	25.6	24.4	24.3	**24.5**
		1	24	24.6	**25.7**	25.2	24.4	24.3	24.3
		1	49	25.4	25.4	24.6	24.4	24.2	24.3
		25	0	23.4	24.4	24.8	23.3	23.3	23.4
		25	12	23.8	24.7	24.7	23.5	23.5	23.4
		25	24	24.1	24.7	24.3	23.4	23.4	23.4
		50	0	23.8	24.4	24.6	23.4	23.4	23.3
	16QAM	1	0	23.6	24.0	24.6	23.8	23.5	23.4
		1	24	24.0	**24.8**	24.2	23.8	23.4	23.3
		1	49	24.7	24.5	23.6	**23.9**	23.5	23.3
		25	0	22.5	23.5	23.8	22.3	22.4	22.4
		25	12	22.9	23.9	23.8	22.5	22.6	22.5
		25	24	23.1	23.8	23.4	22.5	22.5	22.5
		50	0	22.8	23.5	23.6	22.5	22.5	22.3
	64QAM	1	0	22.4	23.3	23.9	22.6	22.7	22.8
		1	24	22.8	**24.2**	23.4	22.7	22.7	22.8
		1	49	23.7	23.8	23.0	22.8	22.8	**22.9**
		25	0	21.5	22.6	22.9	21.5	21.5	21.5
		25	12	22.0	22.9	22.8	21.7	21.6	21.6
		25	24	22.3	22.7	22.6	21.6	21.6	21.6
		50	0	21.8	22.5	22.7	21.6	21.5	21.5
	256QAM	1	0	20.9	20.1	20.4	18.9	18.3	18.6
		1	24	20.8	20.2	20.4	**19.3**	18.6	18.9
		1	49	**20.9**	20.2	20.4	19.1	18.4	18.6
		25	0	20.5	20.4	20.4	18.7	18.8	18.8
		25	12	20.5	20.5	20.4	18.9	18.9	18.9
		25	24	20.4	20.4	20.4	18.8	18.9	18.9
		50	0	20.5	20.4	20.4	18.8	18.8	18.8

UL VERIFICATION SERVICES INC. FORM NO: CCSUP4031B
47173 BENICIA STREET, FREMONT, CA 94538, USA TEL: (510) 319-4000 FAX: (510) 661-0888
This report shall not be reproduced except in full, without the written approval of UL Verification Services Inc.

7.6. 5G NR BAND n12

Test Engineer ID:	19232	Test Date:	8/18/2020

OUTPUT POWER FOR 5G NR BAND n12 (15.0 MHz)

Bandwidth (MHz)	Modulation	RB Allocation	RB Offset	Ant 1			Ant 2		
				Conducted Average (dBm)			Conducted Average (dBm)		
				141300	141500	141700	141300	141500	141700
				706.5 MHz	707.5 MHz	708.5 MHz	706.5 MHz	707.5 MHz	708.5 MHz
15.0	BPSK	1	0	24.9	24.5	24.7	23.8	23.8	23.8
		1	1	24.8	**25.5**	25.4	24.4	23.9	**24.4**
		36	18	25.2	25.3	25.2	24.0	24.1	24.2
		75	0	24.6	24.6	24.8	23.6	23.6	23.5
	QPSK	1	0	24.4	23.8	23.9	23.0	23.0	23.0
		1	1	25.5	**25.7**	25.1	**24.5**	24.2	24.1
		36	18	25.1	25.4	25.4	24.2	24.0	24.1
		75	0	24.2	24.3	24.3	23.1	23.1	23.0
	16QAM	1	0	23.4	23.3	23.3	22.8	22.4	22.3
		1	1	24.4	24.2	**24.7**	**23.4**	23.0	23.2
		36	18	24.2	24.3	24.4	23.1	23.0	23.0
		75	0	23.2	23.2	23.3	22.1	22.2	22.1
	64QAM	1	0	23.2	22.9	22.8	21.4	22.2	21.4
		1	1	23.0	23.0	22.7	22.1	22.0	22.0
		36	18	22.5	22.7	22.8	21.7	21.6	21.6
		75	0	22.7	22.8	22.7	21.7	21.7	21.7
	256QAM	1	0	20.2	20.6	20.4	**19.6**	18.9	19.4
		1	1	20.5	**20.8**	20.5	19.6	19.4	19.5
		36	18	20.1	20.3	20.4	19.3	18.9	19.3
		75	0	20.4	20.3	20.3	19.2	19.1	19.2

This report shall not be reproduced except in full, without the written approval of UL Verification Services Inc.

7.7. LTE BAND 13

Test Engineer ID:	19171	Test Date:	5/14/2020

OUTPUT POWER FOR LTE BAND 13 (5.0 MHz)

Bandwidth (MHz)	Modulation	RB Allocation	RB Offset	Conducted Average (dBm)					
				ANT 1			ANT 2		
				23205	23230	23255	23205	23230	23255
				779.5	782.0	784.5	779.5	782.0	784.5
5.0	QPSK	1	0	25.4	25.6	25.4	24.3	24.3	24.4
		1	12	25.4	25.7	25.4	24.3	24.3	24.4
		1	24	25.5	**25.7**	25.5	24.3	24.4	**24.5**
		12	0	24.5	24.6	24.5	23.2	23.3	23.4
		12	6	24.6	24.7	24.6	23.3	23.4	23.5
		12	11	24.5	24.7	24.6	23.3	23.4	23.5
		25	0	24.6	24.7	24.5	23.4	23.3	23.4
	16QAM	1	0	24.6	24.8	24.9	23.4	23.8	23.5
		1	12	24.4	24.8	24.8	23.5	**23.8**	23.5
		1	24	24.6	24.9	**25.0**	23.5	23.8	23.6
		12	0	23.6	23.7	23.6	22.4	22.5	22.5
		12	6	23.7	23.8	23.7	22.4	22.6	22.5
		12	11	23.6	23.8	23.7	22.4	22.6	22.6
		25	0	23.5	23.7	23.6	22.4	22.4	22.4
	64QAM	1	0	23.8	23.6	23.7	22.4	22.7	22.8
		1	12	23.7	23.6	23.7	22.4	22.7	22.7
		1	24	**23.8**	23.7	23.7	22.5	22.7	**22.9**
		12	0	22.5	22.7	22.4	21.4	21.4	21.6
		12	6	22.6	22.8	22.5	21.5	21.5	21.6
		12	11	22.6	22.7	22.5	21.5	21.5	21.7
		25	0	22.6	22.7	22.5	21.5	21.4	21.7
	256QAM	1	0	20.2	20.6	20.5	18.7	18.7	19.1
		1	12	20.1	20.5	20.5	19.0	18.8	19.1
		1	24	20.2	**20.6**	20.5	19.0	18.8	**19.2**
		12	0	20.4	20.4	20.4	18.7	19.0	19.1
		12	6	20.5	20.5	20.4	18.9	19.1	19.1
		12	11	20.4	20.5	20.4	19.0	19.1	19.1
		25	0	20.5	20.5	20.5	19.0	19.1	19.0

This report shall not be reproduced except in full, without the written approval of UL Verification Services Inc.

OUTPUT POWER FOR LTE BAND 13 (10.0 MHz)

Bandwidth (MHz)	Modulation	RB Allocation	RB Offset	Conducted Average (dBm)					
				ANT 1			ANT 2		
				N/A	23230	N/A	N/A	23230	N/A
				N/A	782.0	N/A	N/A	782.0	N/A
10.0	QPSK	1	0		25.6			24.4	
		1	24		**25.7**			24.4	
		1	49		25.6			**24.5**	
		25	0		24.8			23.4	
		25	12		24.8			23.5	
		25	24		24.8			23.4	
		50	0		24.8			23.4	
	16QAM	1	0		**24.8**			23.7	
		1	24		24.8			23.7	
		1	49		24.8			**23.9**	
		25	0		23.9			22.5	
		25	12		24.0			22.5	
		25	24		23.9			22.5	
		50	0		23.9			22.5	
	64QAM	1	0		**24.0**			22.5	
		1	24		24.0			22.6	
		1	49		24.0			**22.8**	
		25	0		22.9			21.6	
		25	12		22.9			21.7	
		25	24		22.9			21.7	
		50	0		22.9			21.6	
	256QAM	1	0		20.4			19.0	
		1	24		20.5			19.3	
		1	49		**20.6**			19.2	
		25	0		20.5			19.4	
		25	12		20.6			**19.5**	
		25	24		20.5			19.5	
		50	0		20.5			19.4	

This report shall not be reproduced except in full, without the written approval of UL Verification Services Inc.

7.8. LTE BAND 14

Test Engineer ID:	19467	Test Date:	5/14/2020

OUTPUT POWER FOR LTE BAND 14 (5.0 MHz)

Bandwidth (MHz)	Modulation	RB Allocation	RB Offset	Conducted Average (dBm)					
				ANT 1			ANT 2		
				23305	23330	23355	23305	23330	23355
				790.5	793.0	795.5	790.5	793.0	795.5
5.0	QPSK	1	0	25.6	**25.7**	25.3	24.4	24.5	24.2
		1	12	25.7	25.7	25.4	24.5	24.5	24.3
		1	24	25.6	25.6	25.3	24.4	**24.5**	24.3
		12	0	24.7	24.7	24.4	23.5	23.5	23.4
		12	6	24.7	24.7	24.4	23.6	23.5	23.4
		12	11	24.7	24.6	24.4	23.5	23.5	23.4
		25	0	24.7	24.7	24.4	23.5	23.5	23.3
	16QAM	1	0	24.8	24.7	24.9	23.7	23.6	23.8
		1	12	24.9	24.9	**25.0**	23.7	23.7	23.9
		1	24	24.8	24.8	25.0	23.6	23.7	**24.0**
		12	0	23.7	23.7	23.6	22.6	22.6	22.5
		12	6	23.8	23.8	23.6	22.6	22.6	22.5
		12	11	23.7	23.8	23.5	22.5	22.6	22.5
		25	0	23.6	23.7	23.5	22.5	22.5	22.4
	64QAM	1	0	22.7	23.9	23.3	22.7	22.7	22.3
		1	12	**24.0**	24.0	23.4	**22.8**	22.8	22.4
		1	24	23.9	23.9	23.3	22.8	22.7	22.3
		12	0	22.6	22.8	22.5	21.5	21.6	21.5
		12	6	22.7	22.8	22.5	21.5	21.6	21.4
		12	11	22.6	22.7	22.5	21.4	21.6	21.4
		25	0	22.7	22.7	22.4	21.5	21.6	21.3
	256QAM	1	0	20.1	20.4	20.4	19.0	19.4	19.3
		1	12	20.1	20.5	20.5	19.1	19.5	19.4
		1	24	20.1	**20.5**	20.4	19.1	**19.5**	19.4
		12	0	20.3	20.3	20.3	19.4	19.4	19.4
		12	6	20.4	20.4	20.4	19.4	19.5	19.4
		12	11	20.3	20.4	20.3	19.3	19.4	19.4
		25	0	20.5	20.4	20.4	19.4	19.3	19.4

This report shall not be reproduced except in full, without the written approval of UL Verification Services Inc.

OUTPUT POWER FOR LTE BAND 14 (10.0 MHz)

Bandwidth (MHz)	Modulation	RB Allocation	RB Offset	Conducted Average (dBm)					
				ANT 1			ANT 2		
				N/A	23330	N/A	N/A	23330	N/A
				N/A	793.0	N/A	N/A	793.0	N/A
10.0	QPSK	1	0		**25.7**			**24.5**	
		1	24		25.6			24.5	
		1	49		25.6			24.5	
		25	0		24.7			23.5	
		25	12		24.8			23.7	
		25	24		24.7			23.5	
		50	0		24.7			23.6	
	16QAM	1	0		**24.8**			**23.7**	
		1	24		24.7			23.6	
		1	49		24.7			23.6	
		25	0		23.8			22.6	
		25	12		23.9			22.8	
		25	24		23.8			22.6	
		50	0		23.8			22.6	
	64QAM	1	0		**24.1**			**22.8**	
		1	24		24.0			22.8	
		1	49		24.0			22.8	
		25	0		22.8			21.6	
		25	12		22.9			21.8	
		25	24		22.8			21.7	
		50	0		22.8			21.6	
	256QAM	1	0		20.3			19.1	
		1	24		20.5			19.4	
		1	49		**20.5**			19.3	
		25	0		20.4			19.4	
		25	12		20.5			**19.5**	
		25	24		20.5			19.3	
		50	0		20.4			19.4	

This report shall not be reproduced except in full, without the written approval of UL Verification Services Inc.

7.9. LTE BAND 17

Test Engineer ID:	19467	Test Date:	5/14/2020

OUTPUT POWER FOR LTE BAND 17 (5.0 MHz)

Bandwidth (MHz)	Modulation	RB Allocation	RB Offset	Conducted Average (dBm)					
				ANT 1			ANT 2		
				23755	23790	23825	23755	23790	23825
				706.5	710.0	713.5	706.5	710.0	713.5
5.0	QPSK	1	0	25.2	25.4	25.5	24.4	24.4	24.2
		1	12	25.4	25.7	25.6	24.5	24.3	24.3
		1	24	**25.7**	24.9	24.8	**24.5**	24.4	24.3
		12	0	24.3	24.8	24.7	23.5	23.3	23.3
		12	6	24.5	24.9	24.7	23.6	23.4	23.4
		12	11	24.5	24.6	24.5	23.6	23.4	23.4
		25	0	24.5	24.6	24.6	23.6	23.4	23.4
	16QAM	1	0	24.2	25.0	24.7	23.6	23.5	**23.9**
		1	12	24.4	**25.3**	24.7	23.7	23.5	23.9
		1	24	24.8	24.5	24.1	23.8	23.5	23.9
		12	0	23.3	23.9	23.8	22.5	22.4	22.5
		12	6	23.6	24.0	23.8	22.6	22.5	22.6
		12	11	23.6	23.8	23.7	22.6	22.4	22.6
		25	0	23.5	23.7	23.6	22.5	22.4	22.5
	64QAM	1	0	23.3	24.1	24.0	22.7	22.3	22.8
		1	12	23.6	**24.3**	24.1	22.9	22.4	22.8
		1	24	23.9	23.5	23.5	**22.9**	22.5	22.8
		12	0	22.6	23.0	23.1	21.6	21.5	21.4
		12	6	22.9	23.1	23.1	21.7	21.6	21.5
		12	11	22.9	22.8	23.0	21.7	21.5	21.5
		25	0	22.7	22.8	23.0	21.6	21.5	21.4
	256QAM	1	0	20.3	20.7	20.6	19.0	19.4	19.3
		1	12	20.3	20.7	20.6	19.1	**19.5**	19.2
		1	24	20.4	**20.7**	20.6	19.1	19.4	19.3
		12	0	20.6	20.5	20.6	19.2	19.3	19.2
		12	6	20.6	20.6	20.6	19.3	19.4	19.3
		12	11	20.6	20.6	20.5	19.3	19.3	19.3
		25	0	20.7	20.6	20.6	19.4	19.3	19.3

This report shall not be reproduced except in full, without the written approval of UL Verification Services Inc.

OUTPUT POWER FOR LTE BAND 17 (10.0 MHz)

Bandwidth (MHz)	Modulation	RB Allocation	RB Offset	Conducted Average (dBm)					
				ANT 1			ANT 2		
				23780	23790	23800	23780	23790	23800
				709.0	710.0	711.0	709.0	710.0	711.0
10.0	QPSK	1	0	25.1	25.1	25.5	24.4	24.3	24.4
		1	24	25.7	**25.7**	25.7	24.4	24.4	24.3
		1	49	25.3	25.1	25.0	**24.5**	24.3	24.4
		25	0	24.5	24.5	25.0	23.4	23.5	23.5
		25	12	24.9	24.7	24.9	23.5	23.5	23.4
		25	24	24.6	24.4	24.6	23.5	23.5	23.5
		50	0	24.5	24.4	24.8	23.5	23.5	23.5
	16QAM	1	0	24.2	24.1	24.9	23.8	23.4	23.5
		1	24	24.8	24.8	**25.1**	**23.8**	23.5	23.4
		1	49	24.4	24.2	24.4	23.8	23.5	23.4
		25	0	23.5	23.5	24.1	22.6	22.6	22.5
		25	12	23.9	23.7	24.0	22.6	22.7	22.5
		25	24	23.7	23.5	23.7	22.5	22.6	22.5
		50	0	23.5	23.5	23.9	22.6	22.6	22.4
	64QAM	1	0	23.5	23.7	24.1	22.6	22.7	22.8
		1	24	24.1	24.2	**24.2**	22.6	22.9	22.8
		1	49	23.8	23.7	23.7	22.6	22.9	**22.9**
		25	0	22.7	22.8	23.3	21.6	21.6	21.6
		25	12	23.2	23.0	23.3	21.7	21.7	21.6
		25	24	22.9	22.8	22.9	21.7	21.7	21.7
		50	0	22.7	22.7	23.1	21.6	21.6	21.6
	256QAM	1	0	20.5	19.8	20.0	18.6	18.8	19.2
		1	24	20.6	19.8	20.1	18.8	19.0	**19.3**
		1	49	**20.7**	19.9	20.1	18.6	18.8	19.3
		25	0	20.0	20.1	20.1	18.9	18.9	18.8
		25	12	20.2	20.2	20.1	19.0	18.9	18.9
		25	24	20.2	20.1	20.2	18.9	19.0	19.0
		50	0	20.1	20.0	20.0	18.8	18.9	18.9

UL VERIFICATION SERVICES INC. FORM NO: CCSUP4031B
47173 BENICIA STREET, FREMONT, CA 94538, USA TEL: (510) 319-4000 FAX: (510) 661-0888
This report shall not be reproduced except in full, without the written approval of UL Verification Services Inc.

7.10. LTE BAND 25

Test Engineer ID:	19467	Test Date:	5/14/2020

OUTPUT POWER FOR LTE BAND 25 (1.4 MHz)

Bandwidth (MHz)	Modulation	RB Allocation	RB Offset	Conducted Average (dBm)											
				ANT 1			ANT 2			ANT 3			ANT 4		
				26047	26365	26683	26047	26365	26683	26047	26365	26683	26047	26365	26683
				1850.7	1882.5	1914.3	1850.7	1882.5	1914.3	1850.7	1882.5	1914.3	1850.7	1882.5	1914.3
1.4	QPSK	1	0	25.6	25.6	25.5	22.9	22.9	22.8	24.9	24.8	24.8	22.8	22.9	22.8
		1	2	25.6	**25.7**	25.6	**23.0**	23.0	22.9	25.0	25.0	24.9	22.9	**23.0**	22.9
		1	5	25.6	25.7	25.6	23.0	22.9	22.9	24.9	24.9	24.9	22.9	22.9	22.8
		3	0	25.5	25.5	25.5	22.9	22.9	22.8	24.9	24.9	24.8	22.8	22.9	22.7
		3	1	25.6	25.6	25.5	22.9	23.0	22.8	24.9	24.9	24.8	22.9	22.9	22.8
		3	2	25.6	25.6	25.6	22.9	23.0	22.9	**25.0**	24.9	24.9	22.8	22.9	22.8
		6	0	24.7	24.7	24.5	22.0	21.9	21.8	24.0	23.9	23.9	21.9	22.0	21.8
	16QAM	1	0	24.6	24.7	24.9	22.1	22.3	21.8	24.3	24.0	24.0	22.2	22.0	22.0
		1	2	24.7	24.9	**25.0**	22.2	**22.4**	22.0	**24.4**	24.0	24.1	**22.3**	22.0	22.0
		1	5	24.7	24.8	24.9	22.1	22.3	22.0	24.4	24.0	24.0	22.3	22.0	22.0
		3	0	24.9	24.7	24.8	22.0	22.1	22.0	24.2	24.2	24.0	22.1	22.1	21.9
		3	1	24.9	24.7	24.8	22.1	22.2	22.1	24.2	24.2	24.0	22.1	22.2	22.0
		3	2	24.9	24.7	24.8	22.1	22.2	22.2	24.2	24.2	24.1	22.1	22.2	22.0
		6	0	23.8	23.8	23.5	21.1	20.8	21.0	22.9	23.1	23.0	20.8	21.2	21.0
	64QAM	1	0	24.1	23.7	23.7	20.8	20.7	20.9	23.0	22.7	22.7	21.1	21.0	21.0
		1	2	**24.2**	23.8	23.8	20.9	20.8	**21.1**	**23.1**	22.8	22.9	**21.4**	21.2	21.0
		1	5	24.1	23.7	23.7	20.8	20.8	21.0	23.1	22.7	22.9	21.3	21.0	21.1
		3	0	24.0	23.8	23.5	20.8	20.5	20.9	23.0	22.8	22.6	21.2	21.1	20.8
		3	1	24.1	23.8	23.6	20.9	20.6	20.9	23.0	22.8	22.7	21.3	21.2	20.8
		3	2	24.1	23.9	23.6	20.8	20.6	21.0	23.1	22.8	22.7	21.3	21.2	20.9
		6	0	22.7	22.9	22.6	20.0	19.7	19.5	21.7	21.9	21.7	19.9	20.3	19.9
	256QAM	1	0	20.7	20.6	20.3	17.8	17.4	17.5	19.6	19.0	19.2	17.8	17.6	17.3
		1	2	20.8	20.7	20.3	**17.9**	17.4	17.7	**19.7**	19.1	19.3	**18.0**	17.7	17.5
		1	5	20.8	20.7	20.4	17.8	17.4	17.6	19.7	19.2	19.2	17.9	17.7	17.4
		3	0	20.8	20.5	20.3	17.6	17.4	17.6	19.5	19.1	19.3	17.6	17.4	17.4
		3	1	20.8	20.5	20.4	17.7	17.5	17.6	19.6	19.1	19.3	17.7	17.6	17.5
		3	2	**20.8**	20.6	20.4	17.7	17.5	17.7	19.6	19.2	19.4	17.7	17.6	17.5
		6	0	20.8	20.5	20.6	17.6	17.6	17.5	19.5	19.3	19.3	17.8	17.5	17.5

This report shall not be reproduced except in full, without the written approval of UL Verification Services Inc.

OUTPUT POWER FOR LTE BAND 25 (3.0 MHz)

Bandwidth (MHz)	Modulation	RB Allocation	RB Offset	Conducted Average (dBm)											
				ANT 1			ANT 2			ANT 3			ANT 4		
				26055	26365	26675	26055	26365	26675	26055	26365	26675	26055	26365	26675
				1851.5	1882.5	1913.5	1851.5	1882.5	1913.5	1851.5	1882.5	1913.5	1851.5	1882.5	1913.5
3.0	QPSK	1	0	25.5	25.6	25.4	23.0	23.0	23.0	24.8	24.9	24.9	22.9	22.9	22.8
		1	7	25.6	25.5	25.4	23.0	23.0	23.0	24.9	24.8	25.0	22.9	22.9	22.8
		1	14	**25.7**	25.6	25.5	23.0	23.0	**23.1**	25.0	24.9	**25.0**	22.9	**23.0**	23.0
		8	0	24.7	24.5	24.5	22.1	22.0	22.0	24.0	24.0	23.9	22.0	22.0	21.9
		8	4	24.7	24.6	24.5	22.1	22.1	22.0	24.0	24.0	24.0	22.0	22.1	21.9
		8	7	24.8	24.6	24.6	22.1	22.1	22.1	24.1	24.0	24.0	22.0	22.1	21.9
		15	0	24.7	24.6	24.6	22.2	22.1	22.1	24.0	24.0	24.0	22.0	22.0	21.9
	16QAM	1	0	24.6	25.0	24.6	22.1	22.0	22.4	24.0	23.9	24.3	22.3	22.1	21.9
		1	7	24.6	24.9	24.5	22.1	22.0	22.4	24.0	23.8	24.3	22.3	22.0	21.8
		1	14	24.7	**25.0**	24.6	22.2	22.1	**22.5**	24.1	23.9	**24.4**	**22.4**	22.1	21.9
		8	0	23.8	23.7	23.6	21.2	21.2	21.1	23.1	23.0	23.0	21.1	21.0	21.0
		8	4	23.8	23.7	23.6	21.2	21.2	21.1	23.1	23.1	23.1	21.1	21.1	21.0
		8	7	23.9	23.7	23.6	21.2	21.3	21.2	23.1	23.1	23.1	21.1	21.2	21.1
		15	0	23.8	23.6	23.5	21.1	21.1	21.1	23.0	23.0	23.1	21.0	21.0	21.0
	64QAM	1	0	23.9	23.9	23.6	20.8	21.0	20.9	23.1	23.2	23.0	21.0	21.3	21.2
		1	7	23.9	23.9	23.6	20.9	21.0	21.0	23.1	23.2	23.0	21.1	21.2	21.2
		1	14	**24.0**	23.9	23.7	20.9	21.0	**21.1**	23.2	**23.3**	23.1	21.2	21.3	**21.3**
		8	0	22.7	22.7	22.6	19.9	19.6	19.7	21.9	22.0	21.9	20.1	20.0	20.0
		8	4	22.8	22.7	22.6	19.9	19.7	19.7	21.9	22.0	22.0	20.1	20.1	20.0
		8	7	22.8	22.7	22.6	19.9	19.8	19.8	22.0	22.0	22.1	20.1	20.1	20.0
		15	0	22.8	22.6	22.6	19.9	19.7	19.7	22.0	21.9	22.0	20.1	20.1	20.0
	256QAM	1	0	20.6	19.7	19.9	17.4	17.6	18.0	19.5	18.6	18.8	17.9	17.2	17.5
		1	7	20.6	19.8	19.9	17.3	17.7	18.1	19.6	18.6	18.8	**18.0**	17.2	17.5
		1	14	**20.7**	19.9	20.0	17.5	17.7	**18.2**	**19.7**	18.7	18.9	17.9	17.3	17.5
		8	0	20.2	19.9	20.0	17.7	17.7	17.7	19.2	18.7	18.9	17.7	17.4	17.2
		8	4	20.3	19.9	20.1	17.7	17.8	17.8	19.3	18.7	19.0	17.7	17.5	17.3
		8	7	20.3	20.0	20.2	17.7	17.8	17.8	19.2	18.8	19.0	17.7	17.6	17.4
		15	0	20.2	20.0	20.0	17.8	17.8	17.7	19.2	18.9	18.9	17.7	17.3	17.4

This report shall not be reproduced except in full, without the written approval of UL Verification Services Inc.

OUTPUT POWER FOR LTE BAND 25 (5.0 MHz)

Bandwidth (MHz)	Modulation	RB Allocation	RB Offset	Conducted Average (dBm)											
				ANT 1			ANT 2			ANT 3			ANT 4		
				26065	26365	26665	26065	26365	26665	26065	26365	26665	26065	26365	26665
				1852.5	1882.5	1912.5	1852.5	1882.5	1912.5	1852.5	1882.5	1912.5	1852.5	1882.5	1912.5
5.0	QPSK	1	0	25.6	25.7	25.5	23.0	23.0	22.9	24.9	24.9	24.8	21.9	22.9	22.9
		1	12	25.6	25.6	25.5	23.0	23.0	22.9	24.9	24.9	24.9	22.8	23.0	22.9
		1	24	25.6	**25.7**	25.5	23.0	**23.1**	23.0	**25.0**	25.0	24.9	22.8	**23.0**	22.9
		12	0	24.6	24.6	24.5	22.0	21.9	21.9	24.0	23.9	23.9	21.8	21.9	21.8
		12	6	24.7	24.6	24.6	22.1	22.0	22.0	24.0	23.9	23.9	22.0	22.0	21.9
		12	11	24.7	24.6	24.6	22.0	22.1	22.0	24.0	23.9	24.0	22.0	22.0	21.9
		25	0	24.6	24.7	24.5	22.1	22.0	22.0	24.0	23.9	23.9	21.9	22.0	21.8
	16QAM	1	0	24.7	24.8	25.0	22.1	22.1	22.5	24.1	24.0	24.5	22.4	22.1	22.1
		1	12	24.7	24.7	25.1	22.2	22.2	22.4	24.1	24.1	24.5	22.4	22.1	22.0
		1	24	24.8	24.8	**25.1**	22.2	22.3	**22.6**	24.2	24.2	**24.5**	**22.4**	22.2	22.1
		12	0	23.7	23.7	23.6	21.1	21.0	21.0	23.0	22.9	23.1	21.0	21.0	20.9
		12	6	23.7	23.8	23.8	21.2	21.1	21.2	23.1	23.1	23.1	21.1	21.0	21.0
		12	11	23.7	23.8	23.7	21.2	21.1	21.2	23.1	23.1	23.1	21.0	21.1	21.0
		25	0	23.6	23.7	23.6	21.0	21.0	21.1	23.0	23.0	23.0	21.0	20.9	20.9
	64QAM	1	0	23.9	23.5	23.8	20.9	20.7	20.5	23.1	22.8	23.2	21.2	21.3	20.8
		1	12	24.0	23.5	23.8	20.9	20.8	20.5	23.2	22.8	23.2	21.2	**21.4**	20.8
		1	24	**24.0**	23.6	23.9	**20.9**	20.9	20.6	23.2	22.9	**23.2**	21.3	21.3	20.9
		12	0	22.8	22.7	22.5	19.6	19.6	19.5	22.0	21.9	21.8	19.8	20.1	20.0
		12	6	22.8	22.7	22.6	19.6	19.7	19.7	22.1	22.0	21.9	19.9	20.1	20.0
		12	11	22.8	22.7	22.5	19.6	19.7	19.6	22.0	22.0	21.9	19.9	20.1	20.1
		25	0	22.7	22.6	22.5	19.7	19.6	19.6	22.0	21.9	21.9	19.9	20.0	19.9
	256QAM	1	0	20.6	20.8	20.7	17.9	17.8	17.3	19.3	19.4	19.4	17.9	17.7	17.8
		1	12	20.6	20.9	20.8	18.0	17.9	17.5	19.3	19.5	19.4	18.0	17.8	17.8
		1	24	20.7	20.9	20.8	**18.0**	17.9	17.6	19.3	19.5	19.4	**18.0**	17.8	17.9
		12	0	20.8	20.7	20.6	17.8	17.8	17.7	19.5	19.3	19.4	17.8	17.5	17.4
		12	6	20.9	20.8	20.8	17.9	17.8	17.8	19.6	19.3	19.4	17.8	17.5	17.5
		12	11	20.9	20.8	20.8	17.9	17.9	17.8	19.6	19.4	19.4	17.8	17.6	17.5
		25	0	**20.9**	20.7	20.7	17.8	17.8	17.8	**19.7**	19.3	19.4	17.8	17.5	17.5

This report shall not be reproduced except in full, without the written approval of UL Verification Services Inc.

OUTPUT POWER FOR LTE BAND 25 (10.0 MHz)

Bandwidth (MHz)	Modulation	RB Allocation	RB Offset	Conducted Average (dBm)											
				ANT 1			ANT 2			ANT 3			ANT 4		
				26090	26365	26640	26090	26365	26640	26090	26365	26640	26090	26365	26640
				1855.0	1882.5	1910.0	1855.0	1882.5	1910.0	1855.0	1882.5	1910.0	1855.0	1882.5	1910.0
10.0	QPSK	1	0	25.4	25.5	25.5	23.0	22.8	23.0	24.8	24.7	**25.0**	22.8	22.8	22.8
		1	24	25.5	**25.7**	25.5	**23.1**	**23.1**	**23.1**	**25.0**	24.9	24.9	22.9	**23.0**	22.8
		1	49	25.4	25.5	25.5	22.9	22.8	**23.1**	24.9	24.7	**25.0**	22.7	22.7	22.9
		25	0	24.6	24.7	24.5	22.1	22.1	22.0	24.1	24.0	24.0	21.9	22.0	21.8
		25	12	24.7	24.8	24.6	22.2	22.2	22.2	24.2	24.1	24.1	22.0	22.1	22.0
		25	24	24.7	24.8	24.6	22.2	22.2	22.1	24.1	24.1	24.1	22.0	22.0	21.9
		50	0	24.6	24.8	24.6	22.2	22.1	22.1	24.1	24.0	24.1	22.0	22.0	21.9
	16QAM	1	0	24.4	24.9	24.6	22.4	22.0	22.1	24.2	23.9	24.1	22.1	21.9	21.8
		1	24	24.5	**25.1**	24.6	**22.5**	22.2	22.1	**24.5**	24.0	24.0	**22.3**	22.1	21.9
		1	49	24.4	24.9	24.6	22.3	22.0	22.1	24.3	23.8	24.0	22.1	21.8	21.9
		25	0	23.6	23.8	23.6	21.2	21.2	21.1	23.1	23.1	23.0	21.0	21.1	20.8
		25	12	23.7	23.9	23.8	21.3	21.3	21.2	23.3	23.2	23.2	21.1	21.2	21.0
		25	24	23.7	23.8	23.7	21.2	21.3	21.2	23.2	23.2	23.1	21.0	21.2	21.0
		50	0	23.6	23.8	23.6	21.2	21.2	21.2	23.1	23.1	23.1	21.0	21.0	20.9
	64QAM	1	0	23.5	23.7	23.9	20.6	20.6	21.0	22.9	23.0	**23.4**	20.8	21.1	21.2
		1	24	23.8	**24.0**	23.9	20.8	21.0	21.0	23.2	23.3	**23.4**	21.1	21.3	21.3
		1	49	23.6	23.7	23.9	20.7	20.8	**21.1**	23.0	23.0	**23.4**	20.9	21.0	**21.4**
		25	0	22.7	22.8	22.6	19.8	19.7	19.7	22.1	22.0	22.0	20.0	20.1	19.9
		25	12	22.8	22.9	22.7	19.9	19.8	19.8	22.2	22.2	22.2	20.2	20.2	20.1
		25	24	22.8	22.9	22.6	19.8	19.9	19.8	22.2	22.2	22.1	20.1	20.2	20.1
		50	0	22.7	22.8	22.6	19.8	19.7	19.7	22.1	22.1	22.1	20.0	20.0	20.0
	256QAM	1	0	**20.7**	19.8	20.0	17.2	17.5	17.8	19.7	19.7	19.2	17.5	17.6	17.7
		1	24	**20.7**	19.9	20.1	17.5	17.8	**18.1**	19.7	19.7	19.2	17.8	17.9	17.9
		1	49	**20.7**	19.9	20.1	17.3	17.6	17.9	19.7	**19.9**	19.1	17.5	17.7	17.7
		25	0	20.3	20.1	20.1	17.7	17.7	17.6	19.7	19.3	19.4	17.9	17.6	17.6
		25	12	20.3	20.1	20.0	17.8	17.8	17.7	19.8	19.4	19.4	**18.0**	17.7	17.7
		25	24	20.3	20.2	20.2	17.8	17.8	17.7	19.7	19.4	19.5	17.9	17.8	17.7
		50	0	20.3	20.0	20.0	17.7	17.7	17.6	19.7	19.4	19.3	17.8	17.6	17.7

This report shall not be reproduced except in full, without the written approval of UL Verification Services Inc.

OUTPUT POWER FOR LTE BAND 25 (15.0 MHz)

Bandwidth (MHz)	Modulation	RB Allocation	RB Offset	Conducted Average (dBm)											
				ANT 1			ANT 2			ANT 3			ANT 4		
				26115	26365	26615	26115	26365	26615	26115	26365	26615	26115	26365	26615
				1857.5	1882.5	1907.5	1857.5	1882.5	1907.5	1857.5	1882.5	1907.5	1857.5	1882.5	1907.5
15.0	QPSK	1	0	25.4	25.7	25.6	22.9	**23.1**	22.9	24.6	25.0	24.8	22.6	**23.0**	22.7
		1	37	**25.7**	25.7	25.6	23.0	23.1	23.0	24.8	25.0	24.7	22.8	23.0	22.7
		1	74	25.6	25.6	25.6	22.9	23.1	23.0	24.7	**25.0**	24.8	22.7	22.9	22.7
		36	0	24.6	24.7	24.5	22.0	22.0	21.9	23.7	23.9	23.7	21.7	21.9	21.6
		36	16	24.8	24.8	24.7	22.1	22.1	22.0	23.9	24.1	23.8	21.9	21.9	21.7
		36	35	24.7	24.8	24.7	22.1	22.1	22.1	23.9	24.0	23.9	21.9	22.0	21.8
		75	0	24.7	24.7	24.6	22.0	22.0	22.0	23.8	24.0	23.7	21.8	21.8	21.7
	16QAM	1	0	25.0	24.7	25.0	22.3	22.4	21.9	24.0	24.4	23.8	22.0	22.3	21.6
		1	37	**25.1**	24.7	25.0	22.5	**22.5**	21.9	24.2	24.4	23.7	22.2	**22.3**	21.7
		1	74	24.9	24.6	25.0	22.3	22.5	22.0	24.1	**24.5**	23.8	22.1	22.3	21.7
		36	0	23.6	23.7	23.6	21.0	21.0	20.9	22.8	22.9	22.7	20.8	20.9	20.6
		36	16	23.7	23.8	23.8	21.2	21.1	21.0	22.9	23.0	22.8	20.9	20.8	20.8
		36	35	23.7	23.8	23.7	21.1	21.1	21.1	22.9	23.0	22.9	20.9	20.9	20.9
		75	0	23.7	23.7	23.7	21.1	21.0	21.0	22.9	23.0	22.8	20.8	20.8	20.7
	64QAM	1	0	23.6	24.3	24.0	20.5	21.2	20.8	22.7	23.6	23.2	20.7	21.5	21.1
		1	37	23.8	24.3	23.9	20.8	**21.2**	20.9	22.9	23.6	23.1	21.0	**21.6**	21.1
		1	74	23.7	**24.3**	23.9	20.7	21.2	20.9	22.9	**23.6**	23.1	20.9	21.5	21.2
		36	0	22.7	22.7	22.6	19.6	19.6	19.5	21.8	21.9	21.8	19.8	19.9	19.7
		36	16	22.9	22.8	22.8	19.8	19.7	19.7	22.0	22.0	21.9	20.0	19.9	19.8
		36	35	22.8	22.8	22.7	19.7	19.7	19.7	22.0	22.0	21.9	20.0	20.0	19.9
		75	0	22.7	22.8	22.7	19.7	19.6	19.6	21.9	22.0	21.7	19.9	19.9	19.8
	256QAM	1	0	20.3	20.5	20.7	17.2	17.7	17.8	19.3	19.6	**19.9**	17.4	17.6	17.7
		1	37	20.2	20.6	20.7	17.5	17.9	**18.1**	19.4	19.6	19.9	17.7	17.9	17.9
		1	74	20.2	20.6	**20.7**	17.4	17.8	18.0	19.3	19.7	19.8	17.4	**18.0**	17.7
		36	0	20.5	20.3	20.4	17.6	17.6	17.5	19.7	19.4	19.5	17.7	17.5	17.6
		36	16	20.5	20.3	20.4	17.7	17.6	17.6	19.7	19.4	19.5	17.9	17.6	17.7
		36	35	20.5	20.3	20.4	17.7	17.7	17.7	19.6	19.4	19.5	17.8	17.7	17.7
		75	0	20.5	20.3	20.4	17.7	17.5	17.6	19.6	19.4	19.4	17.7	17.6	17.6

This report shall not be reproduced except in full, without the written approval of UL Verification Services Inc.

OUTPUT POWER FOR LTE BAND 25 (20.0 MHz)

Bandwidth (MHz)	Modulation	RB Allocation	RB Offset	Conducted Average (dBm)											
				ANT 1			ANT 2			ANT 3			ANT 4		
				26140	26365	26590	26140	26365	26590	26140	26365	26590	26140	26365	26590
				1860.0	1882.5	1905.0	1860.0	1882.5	1905.0	1860.0	1882.5	1905.0	1860.0	1882.5	1905.0
20.0	QPSK	1	0	25.7	25.6	25.6	**23.1**	23.1	23.1	25.0	25.0	25.0	22.9	**23.0**	22.9
		1	49	25.6	25.7	25.5	23.0	23.0	23.1	25.0	24.9	**25.0**	22.9	23.0	22.9
		1	99	25.6	**25.7**	25.4	23.0	23.0	23.0	24.9	24.9	24.9	22.9	22.9	22.9
		50	0	24.7	24.7	24.5	22.1	22.1	22.0	24.0	23.9	24.0	21.9	22.0	21.8
		50	24	24.7	24.7	24.5	22.1	22.1	22.0	24.1	24.0	24.1	21.9	22.0	21.8
		50	49	24.7	24.7	24.6	22.1	22.1	22.1	24.1	24.0	24.0	21.9	22.0	21.9
		100	0	24.6	24.6	24.4	22.0	22.1	22.0	24.0	23.9	24.0	21.9	21.9	21.8
	16QAM	1	0	25.1	25.2	25.1	21.3	21.2	**21.9**	24.5	24.4	24.6	22.4	22.5	22.4
		1	49	25.1	25.2	25.2	21.3	21.3	21.8	24.4	24.4	**24.6**	22.4	22.5	22.5
		1	99	25.1	**25.2**	25.0	21.0	21.2	21.7	24.5	24.4	24.5	22.5	22.3	**22.5**
		50	0	23.7	23.7	23.6	20.3	20.4	20.4	23.0	22.9	23.0	20.9	21.0	20.9
		50	24	23.7	23.7	23.6	20.5	20.5	20.5	23.1	23.0	23.1	21.0	21.0	20.9
		50	49	23.7	23.7	23.6	20.4	20.5	20.4	23.1	23.0	23.0	21.0	21.0	20.9
		100	0	23.7	23.7	23.5	20.3	20.4	20.4	23.0	22.9	23.0	20.9	20.9	20.8
	64QAM	1	0	24.5	24.0	24.1	**21.4**	20.9	21.0	23.6	23.2	23.3	21.6	21.2	21.1
		1	49	24.5	24.1	24.1	21.3	20.9	21.0	23.7	23.2	23.3	21.6	21.3	21.2
		1	99	**24.5**	24.1	24.1	21.3	20.9	21.0	**23.7**	23.2	23.3	**21.7**	21.2	21.3
		50	0	22.9	23.0	22.9	19.7	19.7	19.7	22.0	22.0	22.1	20.0	20.1	19.9
		50	24	23.0	23.0	22.9	19.8	19.7	19.7	22.1	22.1	22.1	20.0	20.1	20.0
		50	49	22.9	22.9	22.9	19.8	19.7	19.8	22.1	22.0	22.1	20.0	20.1	20.1
		100	0	22.8	22.9	22.8	19.6	19.7	19.6	21.9	22.0	22.0	19.9	19.9	19.9
	256QAM	1	0	20.6	20.3	20.4	17.7	17.5	17.7	19.7	19.3	19.6	17.5	17.6	17.5
		1	49	**20.7**	20.3	20.4	**18.2**	17.9	18.1	**19.7**	19.2	19.6	17.8	**18.0**	17.9
		1	99	20.6	20.3	20.4	17.9	17.7	17.9	19.6	19.3	19.5	17.5	17.9	17.5
		50	0	20.6	20.4	20.3	17.8	17.9	17.8	19.6	19.4	19.5	17.6	17.4	17.6
		50	24	20.6	20.4	20.3	18.0	18.0	18.0	19.6	19.4	19.6	17.7	17.6	17.6
		50	49	20.5	20.3	20.3	18.0	18.0	17.9	19.5	19.5	19.5	17.6	17.6	17.6
		100	0	20.5	20.2	20.2	17.9	17.9	17.9	19.6	19.4	19.4	17.6	17.6	17.5

UL VERIFICATION SERVICES INC. FORM NO: CCSUP4031B
47173 BENICIA STREET, FREMONT, CA 94538, USA TEL: (510) 319-4000 FAX: (510) 661-0888
This report shall not be reproduced except in full, without the written approval of UL Verification Services Inc.

7.11. LTE BAND 26 (FCC Part 90S)

Test Engineer ID:	19467	Test Date:	5/14/2020

OUTPUT POWER FOR LTE BAND 26 (1.4 MHz)

Bandwidth (MHz)	Modulation	RB Allocation	RB Offset	Conducted Average (dBm)					
				ANT 1			ANT 2		
				26697	26740	26783	26697	26740	26783
				814.7	819.0	823.3	814.7	819.0	823.3
1.4	QPSK	1	0	25.6	25.6	25.6	24.3	24.4	24.3
		1	2	25.7	25.6	**25.7**	24.4	**24.5**	24.4
		1	5	25.6	25.6	25.7	24.4	24.4	24.3
		3	0	25.5	25.6	25.6	24.3	24.4	24.4
		3	1	25.6	25.6	25.7	24.4	24.4	24.4
		3	2	25.6	25.7	25.7	24.4	24.4	24.4
		6	0	24.6	24.6	24.7	23.4	23.4	23.4
	16QAM	1	0	24.7	25.0	24.7	23.4	23.5	23.7
		1	2	24.9	**25.0**	24.8	23.5	23.7	**23.9**
		1	5	24.8	25.0	24.8	23.5	23.5	23.8
		3	0	24.7	24.9	24.9	23.6	23.5	23.6
		3	1	24.8	24.9	25.0	23.7	23.6	23.7
		3	2	24.8	24.9	25.0	23.7	23.6	23.7
		6	0	23.8	23.6	23.9	22.6	22.6	22.3
	64QAM	1	0	23.7	24.1	23.9	22.6	22.3	22.4
		1	2	23.9	**24.2**	24.0	**22.8**	22.5	22.5
		1	5	23.8	24.1	24.0	22.7	22.4	22.5
		3	0	23.8	24.0	23.8	22.6	22.4	22.3
		3	1	23.9	24.1	23.8	22.7	22.5	22.3
		3	2	23.9	24.1	23.8	22.7	22.5	22.3
		6	0	23.0	22.7	22.9	21.3	21.6	21.4
	256QAM	1	0	20.7	20.3	20.3	19.2	19.3	19.1
		1	2	**20.7**	20.7	20.3	19.4	19.5	**19.5**
		1	5	20.6	20.6	20.3	19.2	19.3	19.3
		3	0	20.5	20.5	20.4	19.3	19.3	19.3
		3	1	20.6	20.5	20.4	19.4	19.3	19.3
		3	2	20.6	20.5	20.4	19.4	19.3	19.3
		6	0	20.5	20.5	20.5	19.3	19.2	19.2

This report shall not be reproduced except in full, without the written approval of UL Verification Services Inc.

OUTPUT POWER FOR LTE BAND 26 (3.0 MHz)

Bandwidth (MHz)	Modulation	RB Allocation	RB Offset	Conducted Average (dBm)					
				ANT 1			ANT 2		
				26705	26740	26775	26705	26740	26775
				815.5	819.0	822.5	815.5	819.0	822.5
3.0	QPSK	1	0	25.5	25.7	25.5	24.4	24.5	24.5
		1	7	25.5	25.7	25.5	24.5	**24.5**	24.5
		1	14	25.6	**25.7**	25.6	24.5	24.5	24.5
		8	0	24.6	24.7	24.6	23.6	23.5	23.5
		8	4	24.6	24.8	24.7	23.6	23.6	23.6
		8	7	24.7	24.8	24.6	23.6	23.7	23.6
		15	0	24.7	24.7	24.6	23.6	23.6	23.6
	16QAM	1	0	24.5	25.1	24.6	23.5	24.0	23.7
		1	7	24.6	25.2	24.6	23.6	24.0	23.6
		1	14	24.6	**25.2**	24.7	23.6	**24.0**	23.6
		8	0	23.7	23.8	23.6	22.7	22.6	22.6
		8	4	23.7	23.9	23.7	22.7	22.7	22.7
		8	7	23.8	23.9	23.7	22.7	22.7	22.6
		15	0	23.6	23.8	23.6	22.7	22.7	22.6
	64QAM	1	0	23.7	24.0	23.8	22.5	22.7	22.8
		1	7	23.8	24.0	23.8	22.6	22.6	22.7
		1	14	23.8	**24.1**	23.9	22.6	22.7	**22.8**
		8	0	22.7	22.8	22.6	21.6	21.4	21.5
		8	4	22.8	22.9	22.7	21.6	21.5	21.5
		8	7	22.8	22.9	22.7	21.6	21.5	21.6
		15	0	22.7	22.8	22.7	21.6	21.5	21.5
	256QAM	1	0	20.3	**20.7**	19.9	18.9	19.5	18.9
		1	7	20.2	20.6	19.9	19.0	19.5	18.9
		1	14	20.1	20.5	19.9	19.0	**19.5**	18.8
		8	0	20.4	20.3	20.1	19.2	19.2	19.0
		8	4	20.4	20.3	20.1	19.2	19.2	19.1
		8	7	20.3	20.3	20.1	19.2	19.2	19.1
		15	0	20.3	20.2	20.2	19.1	19.1	19.2

UL VERIFICATION SERVICES INC. FORM NO: CCSUP4031B
47173 BENICIA STREET, FREMONT, CA 94538, USA TEL: (510) 319-4000 FAX: (510) 661-0888
This report shall not be reproduced except in full, without the written approval of UL Verification Services Inc.

OUTPUT POWER FOR LTE BAND 26 (5.0 MHz)

Bandwidth (MHz)	Modulation	RB Allocation	RB Offset	Conducted Average (dBm)					
				ANT 1			ANT 2		
				26715	26740	26765	26715	26740	26765
				816.5	819.0	821.5	816.5	819.0	821.5
5.0	QPSK	1	0	25.6	25.6	25.6	24.3	24.4	24.3
		1	12	25.7	25.5	25.6	24.4	24.4	24.3
		1	24	25.7	25.6	**25.7**	24.4	**24.5**	24.3
		12	0	24.5	24.6	24.6	23.4	23.4	23.3
		12	6	24.6	24.7	24.7	23.4	23.5	23.4
		12	11	24.6	24.6	24.7	23.4	23.4	23.4
		25	0	24.6	24.6	24.6	23.4	23.4	23.4
	16QAM	1	0	24.7	25.2	24.7	23.5	23.6	23.9
		1	12	24.8	25.2	24.8	23.7	23.6	23.9
		1	24	24.9	**25.2**	24.8	23.6	23.6	**24.0**
		12	0	23.7	23.7	23.6	22.4	22.4	22.5
		12	6	23.8	23.9	23.7	22.5	22.5	22.6
		12	11	23.7	23.8	23.7	22.5	22.5	22.6
		25	0	23.7	23.7	23.6	22.4	22.4	22.5
	64QAM	1	0	23.8	23.6	23.9	22.5	22.6	22.2
		1	12	**24.0**	23.6	23.9	**22.6**	22.6	22.2
		1	24	24.0	23.6	23.9	22.6	22.6	22.2
		12	0	22.6	22.7	22.7	21.2	21.3	21.3
		12	6	22.7	22.8	22.8	21.3	21.4	21.4
		12	11	22.6	22.7	22.7	21.3	21.4	21.4
		25	0	22.7	22.7	22.7	21.3	21.3	21.3
	64QAM	1	0	20.7	20.4	**20.7**	19.3	19.0	19.4
		1	12	20.7	20.3	20.7	19.4	19.1	19.5
		1	24	20.6	20.3	20.6	19.4	19.1	**19.5**
		12	0	20.7	20.6	20.6	19.3	19.3	19.4
		12	6	20.7	20.6	20.6	19.4	19.4	19.5
		12	11	20.6	20.6	20.6	19.4	19.4	19.4
		25	0	20.6	20.6	20.6	19.4	19.4	19.4

This report shall not be reproduced except in full, without the written approval of UL Verification Services Inc.

OUTPUT POWER FOR LTE BAND 26 (10.0 MHz)

Bandwidth (MHz)	Modulation	RB Allocation	RB Offset	Conducted Average (dBm)					
				ANT 1			ANT 2		
				N/A	26740	N/A	N/A	26740	N/A
				N/A	819.0	N/A	N/A	819.0	N/A
10.0	QPSK	1	0		**25.7**			**24.5**	
		1	24		25.6			24.5	
		1	49		25.6			24.5	
		25	0		24.6			23.4	
		25	12		24.7			23.6	
		25	24		24.7			23.5	
		50	0		24.7			23.5	
	16QAM	1	0		**24.7**			**23.5**	
		1	24		24.6			23.5	
		1	49		24.6			23.5	
		25	0		23.6			22.5	
		25	12		23.8			22.6	
		25	24		23.7			22.6	
		50	0		23.6			22.5	
	64QAM	1	0		**23.9**			22.8	
		1	24		23.9			22.8	
		1	49		23.9			**22.8**	
		25	0		22.7			21.4	
		25	12		22.9			21.6	
		25	24		22.8			21.5	
		50	0		22.8			21.5	
	256QAM	1	0		20.6			19.0	
		1	24		20.6			19.4	
		1	49		20.6			19.2	
		25	0		**20.7**			19.3	
		25	12		20.7			**19.5**	
		25	24		20.6			19.4	
		50	0		20.6			19.3	

This report shall not be reproduced except in full, without the written approval of UL Verification Services Inc.

7.12. LTE BAND 30(NS21)

Test Engineer ID:	19467	Test Date:	7/9/2020

OUTPUT POWER FOR LTE BAND 30 (5.0 MHz)

Bandwidth (MHz)	Modulation	RB Allocation	RB Offset	Conducted Average (dBm)											
				ANT 1			ANT 2			ANT 3			ANT 4		
				27685	27710	27735	27685	27710	27735	27685	27710	27735	27685	27710	27735
				2307.5	2310.0	2312.5	2307.5	2310.0	2312.5	2307.5	2310.0	2312.5	2307.5	2310.0	2312.5
5.0	QPSK	1	0	25.1	25.7	25.7	22.8	22.8	22.8	25.0	25.0	25.0	22.5	22.5	22.5
		1	12	25.7	**25.7**	25.7	**22.8**	**22.8**	**22.8**	25.0	25.0	**25.0**	**22.5**	**22.5**	22.5
		1	24	**25.7**	25.7	**25.7**	22.8	22.8	22.8	**25.0**	**25.0**	25.0	22.5	22.5	22.5
		12	0	24.7	24.7	24.7	21.8	21.8	21.8	24.1	24.0	23.9	21.4	21.6	21.5
		12	6	24.8	24.7	24.8	21.9	21.9	21.8	24.1	24.1	24.0	21.5	21.6	21.6
		12	11	24.7	24.7	24.8	21.8	21.9	21.8	24.1	24.0	23.9	21.5	21.6	21.5
		25	0	24.7	24.7	24.8	21.8	21.9	21.8	24.0	24.0	24.0	21.5	21.5	21.5
	16QAM	1	0	24.5	24.5	24.9	21.7	22.1	21.7	24.2	23.7	23.7	21.3	21.7	21.3
		1	12	24.5	24.5	**25.0**	21.7	**22.1**	21.8	24.3	23.9	23.8	21.3	**21.8**	21.5
		1	24	24.5	24.5	24.9	21.7	22.1	21.7	**24.4**	23.9	23.8	21.4	21.8	21.4
		12	0	23.5	23.5	23.5	20.6	20.7	20.5	23.0	22.7	22.7	20.3	20.4	20.3
		12	6	23.6	23.6	23.6	20.7	20.7	20.6	23.0	22.8	22.8	20.4	20.5	20.4
		12	11	23.5	23.5	23.6	20.7	20.7	20.6	23.0	22.8	22.7	20.3	20.4	20.3
		25	0	23.4	23.4	23.5	20.6	20.7	20.5	22.9	22.7	22.6	20.3	20.4	20.2
	64QAM	1	0	23.7	23.4	23.8	20.6	21.0	20.9	23.4	23.6	23.3	20.1	20.6	20.5
		1	12	23.7	23.4	**23.9**	20.7	**21.1**	21.1	23.5	**23.7**	23.5	20.2	**20.7**	20.7
		1	24	23.7	23.4	23.9	20.6	21.1	21.0	23.4	23.7	23.2	20.2	20.7	20.6
		12	0	22.6	22.5	22.5	19.7	19.8	19.7	22.6	22.3	22.2	19.3	19.4	19.4
		12	6	22.6	22.6	22.5	19.8	19.8	19.8	22.6	22.4	22.3	19.4	19.4	19.5
		12	11	22.5	22.5	22.5	19.8	19.8	19.8	22.6	22.4	22.2	19.4	19.4	19.4
		25	0	22.5	22.5	22.5	19.7	19.8	19.7	22.5	22.4	22.1	19.3	19.4	19.4
	265QAM	1	0	20.3	20.6	20.5	17.1	17.5	17.5	19.3	19.7	19.6	17.4	17.2	17.4
		1	12	20.4	20.7	20.6	17.3	**17.7**	17.5	19.4	19.7	19.6	17.5	17.3	17.6
		1	24	20.4	**20.8**	20.7	17.2	17.6	17.5	19.3	**19.8**	19.6	17.5	17.3	17.6
		12	0	20.6	20.5	20.5	17.5	17.5	17.5	19.6	19.6	19.5	17.5	17.5	17.4
		12	6	20.7	20.6	20.6	17.5	17.6	17.5	19.6	19.6	19.6	17.6	17.6	17.6
		12	11	20.6	20.7	20.6	17.5	17.6	17.5	19.6	19.6	19.5	17.5	17.5	17.6
		25	0	20.7	20.6	20.6	17.6	17.5	17.5	19.6	19.6	19.6	17.6	**17.6**	17.5

This report shall not be reproduced except in full, without the written approval of UL Verification Services Inc.

OUTPUT POWER FOR LTE BAND 30 (10.0 MHz)

Bandwidth (MHz)	Modulation	RB Allocation	RB Offset	Conducted Average (dBm)											
				ANT 1			ANT 2			ANT 3			ANT 4		
				N/A	27710	N/A	N/A	27710	N/A	N/A	27710	N/A	N/A	27710	N/A
				N/A	2310.0	N/A	N/A	2310.0	N/A	N/A	2310.0	N/A	N/A	2310.0	N/A
10.0	QPSK	1	0		21.7			18.8			21.0			18.5	
		1	24		**25.7**			**22.8**			**25.0**			**22.5**	
		1	49		21.7			18.8			21.1			18.6	
		25	0		24.8			21.9			24.0			21.4	
		25	12		24.8			21.9			24.1			21.6	
		25	24		24.8			21.9			24.0			21.5	
		50	0		22.1			19.6			21.5			19.5	
	16QAM	1	0		21.1			17.9			20.4			18.0	
		1	24		**25.1**			**21.9**			**24.4**			**21.9**	
		1	49		21.2			17.9			20.5			17.9	
		25	0		23.8			21.0			23.0			20.5	
		25	12		23.9			21.0			23.2			20.7	
		25	24		23.8			21.0			23.1			20.6	
		50	0		20.8			17.9			20.1			17.6	
	64QAM	1	0		**23.9**			17.0			19.7			16.6	
		1	24		23.8			**21.0**			**23.8**			**20.6**	
		1	49		23.9			17.0			19.7			16.6	
		25	0		22.7			19.8			22.6			19.4	
		25	12		22.7			19.9			22.6			19.5	
		25	24		22.7			19.9			22.6			19.5	
		50	0		22.6			16.8			19.5			16.5	
	256QAM	1	0		21.0			17.0			19.6			13.4	
		1	24		20.9			17.3			19.6			**17.7**	
		1	49		**21.1**			17.0			19.6			13.4	
		25	0		20.5			17.4			19.6			17.5	
		25	12		20.6			**17.6**			19.7			17.5	
		25	24		20.6			17.5			**19.7**			17.5	
		50	0		20.6			17.4			19.6			14.5	

This report shall not be reproduced except in full, without the written approval of UL Verification Services Inc.

7.13. 27.LTE BAND 41 (NS04)

Test Engineer ID:	19178	Test Date:	7/4/2020

OUTPUT POWER FOR LTE BAND 41 (5.0 MHz)

Bandwidth (MHz)	Modulation	RB Allocation	RB Offset	Conducted Average (dBm)											
				ANT 1			ANT 2			ANT 3			ANT 4		
				39675	40620	41565	39675	40620	41565	39675	40620	41565	39675	40620	41565
				2498.5	2593.0	2687.5	2498.5	2593.0	2687.5	2498.5	2593.0	2687.5	2498.5	2593.0	2687.5
5.0	QPSK	1	0	24.7	27.5	27.3	21.8	24.6	24.4	23.6	26.9	26.8	21.2	24.2	24.1
		1	12	**27.7**	27.5	27.4	24.7	24.5	24.4	26.9	26.9	26.9	24.4	24.0	24.1
		1	24	27.6	27.6	27.3	**24.8**	24.6	24.4	**27.0**	26.9	26.8	**24.5**	24.1	24.2
		12	0	23.7	26.7	26.4	20.8	23.7	23.5	22.8	26.0	25.9	20.3	23.2	23.1
		12	6	23.7	26.7	26.4	20.8	23.7	23.5	22.9	26.0	25.9	20.5	23.2	23.1
		12	11	26.7	26.7	26.4	23.7	23.6	23.5	25.9	26.0	25.9	23.5	23.2	23.2
		25	0	23.7	26.6	26.4	20.8	23.6	23.5	22.8	26.0	25.8	20.4	23.1	23.2
	16QAM	1	0	24.1	26.8	26.7	21.1	23.8	23.9	23.0	26.2	26.2	20.5	23.5	23.5
		1	12	27.0	26.9	26.7	**24.1**	23.8	23.8	26.2	26.2	**26.2**	23.7	23.4	23.5
		1	24	**27.1**	26.9	26.7	24.1	23.8	23.8	26.2	26.2	26.2	**23.8**	23.4	23.5
		12	0	22.8	25.6	25.4	19.8	22.7	22.6	21.8	25.0	25.0	19.3	22.2	22.3
		12	6	22.8	25.7	25.4	19.8	22.7	22.6	21.9	25.0	25.0	19.4	22.2	22.3
		12	11	25.8	25.6	25.4	22.7	22.6	22.6	24.8	25.0	24.9	22.4	22.2	22.2
		25	0	22.7	25.7	25.4	19.7	22.8	22.5	21.8	25.0	24.9	19.4	22.2	22.2
	64QAM	1	0	22.9	26.2	25.8	20.3	23.3	22.7	21.8	25.7	25.4	19.5	**22.7**	22.2
		1	12	25.2	**26.2**	25.8	**23.3**	23.3	22.6	24.2	**25.7**	25.3	21.9	22.6	22.2
		1	24	25.6	26.2	25.7	23.3	23.3	22.6	24.3	25.7	25.4	21.8	22.6	22.2
		12	0	21.8	24.8	24.3	18.9	21.9	21.7	20.9	24.2	24.0	18.0	21.2	21.2
		12	6	21.8	24.8	24.3	18.8	21.9	21.6	21.0	24.2	23.9	18.2	21.3	21.2
		12	11	24.3	24.8	24.4	21.9	21.9	21.6	23.1	24.2	23.9	20.5	21.2	21.1
		25	0	21.8	24.7	24.3	18.8	21.7	21.7	20.9	24.0	23.9	18.1	21.0	21.2
	256QAM	1	0	19.6	22.5	22.2	16.7	19.7	19.7	18.1	22.4	22.4	16.6	19.8	19.6
		1	12	22.6	22.7	22.3	19.5	**19.8**	19.7	21.3	22.4	**22.6**	19.8	19.8	19.7
		1	24	**22.7**	22.5	22.2	18.7	19.4	19.7	21.4	22.4	22.4	**20.0**	19.7	19.6
		12	0	19.4	22.3	22.0	16.5	19.5	19.6	18.0	22.2	22.1	16.4	19.5	19.4
		12	6	19.4	22.3	22.0	16.5	19.6	19.7	18.1	22.2	22.1	16.6	19.5	19.4
		12	11	22.4	22.2	22.0	19.5	19.6	19.6	21.0	22.1	22.1	19.6	19.5	19.4
		25	0	19.4	22.3	21.9	16.4	19.6	19.7	18.0	22.1	22.1	16.5	19.5	19.4

UL VERIFICATION SERVICES INC. FORM NO: CCSUP4031B
47173 BENICIA STREET, FREMONT, CA 94538, USA TEL: (510) 319-4000 FAX: (510) 661-0888
This report shall not be reproduced except in full, without the written approval of UL Verification Services Inc.

OUTPUT POWER FOR LTE BAND 41 (10.0 MHz)

Bandwidth (MHz)	Modulation	RB Allocation	RB Offset	Conducted Average (dBm)											
				ANT 1			ANT 2			ANT 3			ANT 4		
				39700	40620	41540	39700	40620	41540	39700	40620	41540	39700	40620	41540
				2501.0	2593.0	2685.0	2501.0	2593.0	2685.0	2501.0	2593.0	2685.0	2501.0	2593.0	2685.0
10.0	QPSK	1	0	22.7	27.4	27.0	19.7	24.5	24.3	21.5	26.5	26.4	19.1	23.8	23.6
		1	24	27.7	27.6	27.3	24.7	24.8	24.6	26.8	26.8	26.8	24.3	24.0	23.9
		1	49	**27.7**	27.3	27.0	**24.8**	24.5	24.3	**27.0**	26.6	26.5	**24.5**	23.8	23.7
		25	0	23.8	26.7	26.4	20.9	23.8	23.6	22.8	25.8	25.7	20.3	23.1	22.9
		25	12	26.8	26.7	26.5	23.9	23.9	23.7	25.9	25.9	25.7	23.4	23.1	23.0
		25	24	25.7	26.7	26.4	22.9	23.8	23.7	25.0	25.8	25.7	22.5	23.0	23.0
		50	0	23.7	26.7	26.4	20.8	23.8	23.7	22.8	25.8	25.7	20.3	23.0	22.9
	16QAM	1	0	21.9	26.3	26.3	19.3	23.9	23.7	21.0	26.0	26.1	18.5	23.4	23.1
		1	24	26.9	26.6	26.4	**24.3**	24.1	24.0	26.1	26.2	26.3	23.7	23.4	23.4
		1	49	**27.0**	26.3	26.2	24.3	23.8	23.7	**26.3**	26.0	26.1	**23.9**	23.2	23.2
		25	0	22.4	25.3	25.0	19.9	22.9	22.6	21.7	24.9	24.7	19.3	22.1	21.9
		25	12	25.4	25.4	25.1	22.9	22.9	22.7	24.9	24.9	24.8	22.4	22.2	22.0
		25	24	24.4	25.3	25.0	21.9	22.9	22.6	24.0	24.8	24.8	21.4	22.1	22.0
		50	0	22.3	25.3	25.0	19.9	22.9	22.6	21.8	24.9	24.7	19.4	22.1	22.0
	64QAM	1	0	21.1	25.4	25.8	18.0	23.0	23.2	19.8	24.7	25.2	16.7	22.0	22.4
		1	24	25.9	25.6	26.1	23.0	23.2	**23.4**	24.3	24.9	**25.5**	21.2	22.3	**22.6**
		1	49	**26.3**	25.3	25.9	23.0	23.0	23.1	24.5	24.6	25.3	21.4	22.1	22.4
		25	0	21.8	24.7	24.4	19.1	21.9	21.8	20.8	24.0	23.7	18.1	20.9	20.9
		25	12	24.5	24.8	24.5	22.1	22.0	21.8	23.0	24.0	23.9	20.4	21.0	21.0
		25	24	23.8	24.7	24.5	21.1	21.9	21.8	23.0	24.0	23.8	20.3	20.9	21.0
		50	0	21.8	24.7	24.4	19.0	21.9	21.7	20.8	24.0	23.8	18.2	21.0	20.8
	256QAM	1	0	17.4	22.5	21.9	14.5	16.1	18.1	15.1	21.7	21.7	13.7	19.0	18.4
		1	24	**22.7**	22.7	22.0	19.7	17.3	18.5	20.6	**22.0**	21.9	**19.3**	19.1	18.7
		1	49	22.4	22.5	21.8	11.5	19.5	19.4	20.6	21.7	21.8	19.3	18.8	18.5
		25	0	19.6	22.4	22.3	16.5	19.6	19.7	17.7	21.7	21.6	16.0	18.9	18.8
		25	12	22.6	22.6	22.3	19.6	19.7	**19.8**	20.8	21.8	21.7	19.3	18.9	18.9
		25	24	21.5	22.5	22.3	18.5	19.6	19.8	19.9	21.7	21.7	18.3	18.9	18.9
		50	0	19.6	22.5	22.2	16.5	19.6	19.7	17.7	21.7	21.7	16.1	18.9	18.8

UL VERIFICATION SERVICES INC. FORM NO: CCSUP4031B
47173 BENICIA STREET, FREMONT, CA 94538, USA TEL: (510) 319-4000 FAX: (510) 661-0888
This report shall not be reproduced except in full, without the written approval of UL Verification Services Inc.

OUTPUT POWER FOR LTE BAND 41 (15.0 MHz)

Bandwidth (MHz)	Modulation	RB Allocation	RB Offset	Conducted Average (dBm)											
				ANT 1			ANT 2			ANT 3			ANT 4		
				39725	40620	41515	39725	40620	41515	39725	40620	41515	39725	40620	41515
				2503.5	2593.0	2682.5	2503.5	2593.0	2682.5	2503.5	2593.0	2682.5	2503.5	2593.0	2682.5
15.0	QPSK	1	0	22.7	27.4	27.1	19.8	24.4	24.3	21.4	26.5	26.4	19.0	23.7	23.5
		1	37	**27.7**	27.6	27.3	24.8	24.7	24.5	26.6	26.7	26.6	24.1	23.8	23.8
		1	74	27.7	27.5	27.3	**24.8**	24.5	24.5	**27.0**	26.6	26.7	**24.5**	23.8	23.9
		36	0	22.8	26.7	26.4	19.9	23.7	23.5	21.7	25.8	25.6	19.3	22.9	22.7
		36	16	26.8	26.8	26.6	23.9	23.8	23.7	25.7	25.9	25.7	23.3	23.0	22.9
		36	35	23.8	26.8	26.5	20.9	23.8	23.6	23.1	25.8	25.7	20.4	23.0	23.0
		75	0	22.7	26.7	26.5	19.8	23.8	23.6	21.9	25.8	25.6	19.3	22.9	22.9
	16QAM	1	0	21.8	26.5	26.4	19.3	23.8	23.7	20.8	26.1	25.9	18.6	23.2	23.1
		1	37	**27.0**	26.9	26.7	**24.2**	24.1	24.1	25.8	26.2	26.2	23.4	23.4	23.4
		1	74	26.9	26.6	26.6	24.1	23.9	24.0	**26.3**	26.1	26.2	**23.8**	23.1	23.4
		36	0	21.5	25.4	25.1	18.9	22.7	22.5	20.7	24.7	24.6	18.3	21.9	21.8
		36	16	25.5	25.5	25.3	22.9	22.9	22.7	24.6	24.9	24.7	22.3	22.0	21.9
		36	35	22.5	25.5	25.2	19.9	22.8	22.6	22.0	24.8	24.8	19.5	22.0	22.0
		75	0	21.4	25.4	25.2	18.8	22.7	22.6	20.9	24.8	24.6	18.3	21.9	21.8
	64QAM	1	0	21.0	25.5	26.0	17.6	22.8	23.1	20.3	25.1	24.4	16.6	22.0	22.1
		1	37	25.9	25.7	**26.2**	22.9	23.0	**23.3**	24.4	**25.1**	24.8	21.0	22.0	22.5
		1	74	26.1	25.5	26.1	22.9	22.9	23.2	24.8	25.0	24.7	21.6	21.9	**22.5**
		36	0	20.9	24.9	24.5	18.1	21.9	21.7	19.9	23.9	23.8	17.2	20.8	20.7
		36	16	24.8	24.9	24.7	22.1	21.9	21.9	22.9	24.0	23.9	20.3	20.9	20.9
		36	35	21.9	24.9	24.7	19.1	21.9	21.8	21.3	23.9	24.0	18.5	20.9	21.0
		75	0	20.9	24.8	24.5	18.0	21.9	21.8	20.1	23.9	23.7	17.2	20.9	20.8
	256QAM	1	0	17.2	22.3	21.6	13.0	17.2	17.9	15.5	21.8	21.2	13.8	18.9	18.3
		1	37	**22.7**	22.5	21.9	17.4	14.8	18.0	21.1	**21.9**	21.6	19.5	19.0	18.6
		1	74	22.6	22.3	21.8	19.3	3.6	**19.8**	21.2	21.8	21.5	**19.5**	18.8	18.6
		36	0	18.4	22.4	22.0	15.4	19.5	19.6	16.7	21.7	21.6	15.0	18.8	18.7
		36	16	22.5	22.4	22.1	19.5	19.6	19.7	20.8	21.8	21.7	19.3	18.9	18.8
		36	35	19.5	22.4	22.2	16.5	19.6	19.7	18.0	21.8	21.8	16.3	18.9	18.8
		75	0	18.4	22.4	22.1	15.5	19.6	19.6	16.9	21.8	21.6	15.3	18.8	18.7

UL VERIFICATION SERVICES INC. FORM NO: CCSUP4031B
47173 BENICIA STREET, FREMONT, CA 94538, USA TEL: (510) 319-4000 FAX: (510) 661-0888
This report shall not be reproduced except in full, without the written approval of UL Verification Services Inc.

OUTPUT POWER FOR LTE BAND 41 (20.0 MHz)

Bandwidth (MHz)	Modulation	RB Allocation	RB Offset	Conducted Average (dBm)											
				ANT 1			ANT 2			ANT 3			ANT 4		
				39750	40620	41490	39750	40620	41490	39750	40620	41490	39750	40620	41490
				2506.0	2593.0	2680.0	2506.0	2593.0	2680.0	2506.0	2593.0	2680.0	2506.0	2593.0	2680.0
20.0	QPSK	1	0	22.6	27.2	26.9	19.8	24.4	24.2	21.2	26.2	25.9	18.9	23.5	23.3
		1	49	**27.7**	27.5	27.2	24.8	24.7	24.6	26.3	26.4	26.3	24.2	23.7	23.8
		1	99	27.6	27.2	27.2	**24.8**	24.4	24.5	**27.0**	26.1	26.3	**24.5**	23.5	23.8
		50	0	22.6	26.4	26.2	19.8	23.7	23.5	21.5	25.4	25.2	19.2	22.8	22.5
		50	24	26.6	26.6	26.3	23.8	23.8	23.7	25.3	25.5	25.4	23.3	22.9	22.8
		50	49	23.6	26.6	26.3	20.9	23.8	23.7	22.9	25.4	25.4	20.5	22.8	22.9
		100	0	22.5	26.5	26.3	19.8	23.7	23.6	21.7	25.4	25.3	19.2	22.8	22.7
	16QAM	1	0	22.0	26.4	25.9	18.8	23.8	23.5	20.6	25.5	24.9	18.0	22.8	22.8
		1	49	**27.1**	26.8	26.3	24.0	**24.2**	23.8	25.6	25.7	25.4	23.3	23.1	23.2
		1	99	27.0	26.6	26.3	24.1	24.0	23.8	**26.4**	25.5	25.3	**23.7**	22.9	23.2
		50	0	21.6	25.4	25.2	18.9	22.7	22.5	20.5	24.4	24.2	18.2	21.8	21.6
		50	24	25.7	25.6	25.3	22.9	22.9	22.7	24.4	24.5	24.4	22.4	21.9	21.8
		50	49	22.6	25.5	25.3	19.9	22.8	22.6	22.0	24.5	24.4	19.5	21.8	21.9
		100	0	21.6	25.5	25.2	18.8	22.8	22.6	20.7	24.4	24.3	18.3	21.8	21.7
	64QAM	1	0	20.8	25.6	25.5	18.3	23.0	22.7	19.4	24.7	24.6	16.9	22.0	21.3
		1	49	25.8	**26.0**	25.9	23.2	**23.5**	23.1	23.8	24.9	**25.0**	21.2	**22.3**	22.0
		1	99	26.0	25.6	25.8	23.2	23.1	23.0	24.5	24.6	24.9	22.2	22.1	22.0
		50	0	20.7	24.5	24.3	18.1	21.9	21.7	19.6	23.6	23.3	17.0	20.7	20.5
		50	24	24.8	24.7	24.4	22.1	22.0	21.8	22.7	23.6	23.5	20.2	20.8	20.8
		50	49	21.8	24.7	24.4	19.1	21.9	21.9	21.0	23.6	23.5	18.3	20.8	20.8
		100	0	20.7	24.6	24.3	18.0	21.9	21.8	19.8	23.6	23.4	17.1	20.7	20.8
	256QAM	1	0	17.2	22.0	21.9	10.0	17.2	18.9	14.9	21.7	21.1	13.7	18.6	18.7
		1	49	**22.7**	22.4	22.1	19.3	19.7	15.2	20.9	**21.9**	21.6	**19.6**	18.9	18.9
		1	99	22.5	22.1	22.0	19.2	19.3	**19.8**	20.8	21.7	21.6	19.5	18.6	18.8
		50	0	18.1	22.0	21.8	15.4	19.5	19.5	16.4	21.4	21.2	14.9	18.6	18.5
		50	24	22.3	22.2	21.9	19.4	19.6	19.6	20.7	21.5	21.4	19.2	18.7	18.7
		50	49	19.3	22.2	22.0	16.5	19.5	19.6	17.9	21.4	21.5	16.2	18.7	18.6
		100	0	18.3	22.2	21.9	15.4	19.5	19.5	16.6	21.4	21.4	15.1	18.6	18.6

This report shall not be reproduced except in full, without the written approval of UL Verification Services Inc.

7.14. 5G NR Band n41 (NS04)

Test Engineer ID:	23547	Test Date:	8/20/2020

OUTPUT POWER FOR 5G NR Band n41 (20.0 MHz)

Bandwidth (MHz)	Modulation	RB Allocation	RB Offset	Conducted Average (dBm)											
				ANT 2			ANT 1			ANT 4			ANT 3		
				501200	518600	536000	501200	518600	536000	501200	518600	536000	501200	518600	536000
				2506.0	2593.0	2680.0	2506.0	2593.0	2680.0	2506.0	2593.0	2680.0	2506.0	2593.0	2680.0
20.0	BPSK	1	0	22.9	24.7	24.8				21.2	23.6	23.8			
		1	1	22.8	**27.5**	27.5				21.4	26.3	25.9			
		25	12	24.8	27.2	27.3				23.6	**26.5**	26.5			
		50	0	24.8	27.2	23.1				23.6	26.5	25.9			
	QPSK	1	0	22.3	24.6	24.8				20.7	23.8	23.8			
		1	1	22.2	**27.5**	27.3				20.6	26.2	25.1			
		25	12	23.7	27.2	27.2				22.6	**26.5**	25.6			
		50	0	23.7	27.1	22.5				22.6	25.6	24.8			
	16QAM	1	0	21.8	24.0	24.2				20.3	23.3	23.2			
		1	1	21.7	26.3	26.2				20.5	25.0	24.0			
		25	12	22.8	26.6	**26.7**				22.0	**25.8**	25.0			
		50	0	22.8	25.6	21.0				22.1	24.8	24.0			
	64QAM	1	0	22.0	24.5	24.7				20.1	23.6	23.2			
		1	1	21.7	26.0	25.8				20.3	24.0	23.0			
		25	12	23.3	25.6	25.7				22.0	24.5	23.8			
		50	0	23.2	25.5	21.1				22.1	24.4	23.5			
	256QAM	1	0	19.2	22.5	22.4				18.4	21.7	21.4			
		1	1	19.1	22.6	**22.9**				18.1	21.7	21.2			
		25	12	20.8	22.6	22.8				20.1	**22.0**	21.9			
		50	0	20.7	22.5	18.0				20.0	22.0	21.7			

Ant1 and Ant3 are covered by LTE Band 41

OUTPUT POWER FOR 5G NR BAND n41 (40.0 MHz)

Bandwidth (MHz)	Modulation	RB Allocation	RB Offset	Conducted Average (dBm)											
				ANT 2			ANT 1			ANT 4			ANT 3		
				503200	518600	534000	503200	518600	534000	503200	518600	534000	503200	518600	534000
				2516.0	2593.0	2670.0	2516.0	2593.0	2670.0	2516.0	2593.0	2670.0	2516.0	2593.0	2670.0
40.0	BPSK	1	0	21.2	24.2	23.1	18.5	21.2	21.9	21.2	23.8	23.5	18.1	21.1	20.7
		1	1	20.9	26.8	27.0	19.1	25.2	**25.5**	21.1	**26.5**	26.2	18.0	**24.5**	24.3
		50	25	22.9	27.1	**27.3**	20.6	25.0	25.3	23.6	26.2	25.9	20.9	24.1	24.2
		100	0	22.9	26.4	25.9	21.6	24.0	24.7	23.5	26.3	25.3	20.9	23.8	23.6
	QPSK	1	0	21.8	23.9	24.1	18.4	20.9	21.9	20.7	23.6	23.8	17.4	21.1	20.7
		1	1	21.6	**27.5**	27.4	19.0	24.9	**25.3**	20.7	**26.1**	25.5	18.0	**24.5**	24.3
		50	25	23.2	27.3	27.1	20.5	25.2	25.2	22.6	26.0	24.7	19.9	24.1	24.2
		100	0	22.9	26.4	26.2	20.8	24.2	24.1	22.5	25.4	24.5	19.8	23.2	23.1
	16QAM	1	0	21.6	23.3	23.5	18.4	20.7	21.4	20.8	23.4	23.7	17.5	20.9	20.6
		1	1	21.8	**26.4**	26.2	18.4	24.3	24.0	20.3	25.1	25.0	17.8	**23.6**	23.3
		50	25	23.4	26.2	26.0	20.3	**24.5**	23.8	22.2	**25.2**	24.9	19.4	23.1	23.1
		100	0	22.9	25.4	25.1	20.1	23.7	22.7	22.1	24.5	23.8	19.3	22.3	22.2
	64QAM	1	0	21.4	22.4	23.7	16.9	18.9	20.4	20.7	21.1	24.2	17.3	21.0	21.2
		1	1	21.0	24.9	24.9	16.9	23.2	21.6	20.8	24.5	24.3	17.1	22.0	21.9
		50	25	23.3	24.7	24.6	19.2	23.5	21.2	22.2	24.1	23.5	19.4	21.7	21.8
		100	0	22.7	24.9	24.5	18.9	22.7	21.2	22.0	24.0	23.5	19.3	21.6	21.7
	256QAM	1	0	19.7	20.8	21.9	15.1	16.5	18.3	17.5	21.3	21.4	14.9	**19.4**	19.0
		1	1	19.1	**22.0**	21.6	14.7	19.9	18.3	17.6	21.4	**21.6**	15.3	19.4	19.0
		50	25	21.7	21.7	21.5	16.6	19.9	17.8	19.7	21.4	21.5	17.6	19.2	19.2
		100	0	20.9	21.8	21.5	16.2	**20.3**	17.8	19.6	21.4	21.3	17.5	19.3	19.2

This report shall not be reproduced except in full, without the written approval of UL Verification Services Inc.

OUTPUT POWER FOR 5G NR BAND n41 (50.0 MHz)

Bandwidth (MHz)	Modulation	RB Allocation	RB Offset	Conducted Average (dBm)											
				ANT 2			ANT 1			ANT 4			ANT 3		
				504200	518600	533000	504200	518600	533000	504200	518600	533000	504200	518600	533000
				2521.0	2593.0	2665.0	2521.0	2593.0	2665.0	2521.0	2593.0	2665.0	2521.0	2593.0	2665.0
50.0	BPSK	1	0	20.6	23.9	23.6	19.0	21.6	21.9	21.4	23.6	23.5	17.9	20.8	20.5
		1	1	21.6	**27.5**	27.4	19.2	25.4	**25.5**	21.1	**26.5**	26.2	17.6	**24.5**	24.0
		64	32	22.8	26.8	27.2	20.9	25.0	25.3	23.5	26.3	26.5	20.8	24.2	23.9
		128	0	22.9	26.2	26.1	22.4	24.1	24.7	23.5	26.3	26.3	20.7	23.6	23.4
	QPSK	1	0	21.3	23.8	23.5	18.9	21.3	21.8	20.7	23.7	23.5	17.4	21.1	20.3
		1	1	21.3	**27.4**	27.1	18.7	25.1	**25.4**	20.7	**26.4**	26.4	17.6	**24.2**	24.1
		64	32	23.1	27.0	27.0	20.8	24.8	25.2	22.6	26.2	25.7	19.7	24.1	23.9
		128	0	23.2	26.1	26.0	21.8	24.0	24.2	22.5	25.4	25.0	19.7	23.0	22.9
	16QAM	1	0	21.7	23.4	23.5	18.8	20.4	21.6	20.4	23.6	22.7	16.8	20.7	20.6
		1	1	21.2	**26.1**	26.1	18.5	24.5	24.1	20.8	25.1	**25.7**	17.3	23.0	23.1
		64	32	22.9	26.1	25.9	20.2	**24.7**	23.8	22.0	25.4	24.8	19.2	**23.1**	22.9
		128	0	23.1	25.2	25.1	20.7	23.6	22.8	22.0	24.5	24.4	19.1	22.1	21.9
	64QAM	1	0	19.7	22.5	22.5	17.7	20.2	20.7	20.1	23.7	23.5	16.7	20.8	20.7
		1	1	20.2	23.5	25.0	17.4	23.3	21.7	20.6	24.5	24.3	16.6	22.1	21.4
		64	32	22.1	23.5	23.4	19.5	22.9	21.5	22.1	24.2	23.8	19.1	21.7	21.5
		128	0	22.1	23.6	23.4	19.9	22.9	21.5	22.0	24.2	24.1	19.1	21.5	21.4
	256QAM	1	0	19.8	22.0	21.9	15.1	17.5	18.4	17.5	21.1	21.3	14.8	19.1	18.9
		1	1	20.6	**22.4**	21.9	15.8	**20.4**	18.8	17.9	21.5	**21.5**	14.6	**19.2**	18.9
		64	32	22.1	22.0	21.9	17.2	19.6	18.1	19.5	21.2	21.5	17.2	19.0	18.9
		128	0	22.1	22.1	21.9	16.3	20.4	18.0	19.5	21.3	21.4	17.2	19.1	18.9

OUTPUT POWER FOR 5G NR BAND n41 (60.0 MHz)

Bandwidth (MHz)	Modulation	RB Allocation	RB Offset	Conducted Average (dBm)											
				ANT 2			ANT 1			ANT 4			ANT 3		
				505200	518600	532000	505200	518600	532000	505200	518600	532000	505200	518600	532000
				2526.0	2593.0	2660.0	2526.0	2593.0	2660.0	2526.0	2593.0	2660.0	2526.0	2593.0	2660.0
60.0	BPSK	1	0	22.0	24.6	22.9	18.6	21.4	21.8	22.7	23.3	23.2	17.7	21.0	21.0
		1	1	21.3	27.0	**27.5**	19.4	25.4	**25.5**	26.0	26.5	26.3	17.8	**24.5**	24.3
		81	40	23.0	27.2	27.3	20.8	24.8	25.3	**26.5**	26.1	26.4	21.0	24.2	24.1
		162	0	23.0	26.7	26.7	21.8	24.1	24.8	26.3	26.2	26.1	20.9	23.8	23.6
	QPSK	1	0	21.5	24.2	23.6	18.8	21.0	21.9	23.0	23.5	23.2	17.4	20.6	20.8
		1	1	21.5	27.3	**27.3**	18.8	25.1	25.2	26.1	26.2	**26.3**	17.2	**24.4**	24.0
		81	40	23.3	27.3	27.2	20.6	24.8	**25.4**	25.9	26.1	25.8	19.9	24.2	24.1
		162	0	23.3	26.4	26.3	21.0	24.1	24.3	25.0	25.6	25.2	19.9	23.3	23.1
	16QAM	1	0	21.5	23.3	23.6	17.7	20.4	21.3	22.9	23.5	23.6	17.1	20.9	20.1
		1	1	21.7	**26.7**	26.1	18.7	24.3	23.8	25.7	25.9	**26.1**	16.9	**23.8**	22.7
		81	40	23.3	26.3	26.1	20.3	24.1	**24.7**	25.2	25.3	24.7	19.4	23.2	23.1
		162	0	23.3	25.2	25.1	20.5	23.7	24.1	24.3	24.7	24.3	19.4	22.3	22.1
	64QAM	1	0	21.4	23.6	23.9	16.7	19.5	20.6	22.9	23.9	23.4	16.7	21.0	20.7
		1	1	21.2	25.0	24.8	17.7	23.0	23.5	24.3	24.7	24.0	16.6	21.9	21.7
		81	40	23.3	24.7	24.7	19.6	23.6	23.7	24.0	24.2	24.1	19.5	21.8	21.5
		162	0	23.3	24.8	24.8	19.4	22.9	23.4	24.0	24.2	24.1	19.4	21.8	21.6
	256QAM	1	0	20.0	22.2	21.0	13.3	15.5	17.2	21.1	21.5	21.2	14.8	18.9	19.3
		1	1	19.7	**22.6**	21.6	13.4	18.0	20.3	21.2	21.2	20.9	14.8	19.2	**19.5**
		81	40	21.7	21.7	21.6	15.9	17.8	**20.4**	**21.5**	21.2	21.4	17.6	19.3	19.1
		162	0	21.7	21.8	21.5	14.7	18.4	19.8	21.4	21.3	21.3	17.5	19.3	19.2

This report shall not be reproduced except in full, without the written approval of UL Verification Services Inc.

OUTPUT POWER FOR 5G NR BAND n41 (80.0 MHz)

Bandwidth (MHz)	Modulation	RB Allocation	RB Offset	Conducted Average (dBm)											
				ANT 2			ANT 1			ANT 4			ANT 3		
				507200	518600	530000	507200	518600	530000	507200	518600	530000	507200	518600	530000
				2536.0	2593.0	2650.0	2536.0	2593.0	2650.0	2536.0	2593.0	2650.0	2536.0	2593.0	2650.0
80.0	BPSK	1	0	22.2	21.2	24.3	18.6	18.9	21.9	21.0	23.3	23.0	18.0	19.1	20.9
		1	1	21.6	21.2	**27.5**	19.0	19.7	**25.5**	20.8	**26.5**	26.0	18.4	19.5	**24.5**
		108	54	23.1	27.3	27.4	21.1	24.9	25.4	26.4	26.1	26.3	21.1	**24.4**	24.3
		216	0	22.9	26.7	26.6	22.5	24.0	24.9	26.1	26.2	26.3	21.0	24.0	23.8
	QPSK	1	0	21.5	22.0	24.1	19.3	18.5	21.8	20.4	23.6	23.1	17.3	18.9	20.9
		1	1	21.8	22.0	**27.5**	19.1	19.4	**25.4**	20.3	**26.2**	25.6	17.3	19.0	**24.5**
		108	54	23.3	27.5	27.3	20.8	25.1	25.3	26.0	26.0	26.1	20.1	**24.4**	24.3
		216	0	23.4	26.4	26.3	22.0	24.0	24.5	25.2	25.4	25.5	20.0	23.5	23.3
	16QAM	1	0	21.3	21.5	23.9	18.8	18.7	21.3	20.0	23.8	23.5	17.9	18.7	20.7
		1	1	21.9	21.6	26.1	18.2	18.5	**24.8**	20.6	**25.8**	25.0	17.0	18.7	**23.3**
		108	54	23.3	**26.4**	26.4	20.5	24.8	24.7	25.2	25.2	25.5	19.7	**23.4**	23.3
		216	0	23.3	25.5	25.3	20.5	22.9	24.0	24.6	24.4	24.8	19.5	22.5	22.4
	64QAM	1	0	21.4	21.1	24.3	16.9	17.4	20.2	19.9	23.5	23.4	17.0	18.2	20.5
		1	1	21.2	21.6	25.2	17.0	17.3	23.4	20.0	24.4	23.9	17.2	18.6	22.0
		108	54	23.3	25.0	24.8	19.3	23.2	23.2	24.2	24.1	24.4	19.7	21.9	21.8
		216	0	23.3	25.0	24.8	19.6	21.3	22.9	24.2	24.2	24.3	19.5	21.9	21.8
	256QAM	1	0	20.6	19.8	**22.5**	13.5	13.6	17.2	17.6	**21.5**	20.8	14.8	15.9	**19.1**
		1	1	20.5	20.3	22.3	13.2	13.6	20.5	20.5	21.2	20.4	15.0	15.7	18.9
		108	54	22.4	22.4	22.4	15.4	18.7	**20.6**	**21.5**	21.2	21.4	17.2	**18.8**	18.8
		216	0	22.4	22.4	22.3	15.4	16.6	20.3	21.3	21.1	21.3	17.0	18.8	18.9

OUTPUT POWER FOR 5G NR BAND n41 (90.0 MHz)

Bandwidth (MHz)	Modulation	RB Allocation	RB Offset	Conducted Average (dBm)											
				ANT 2			ANT 1			ANT 4			ANT 3		
				508200	518600	529000	508200	518600	529000	508200	518600	529000	508200	518600	529000
				2541.0	2593.0	2645.0	2541.0	2593.0	2645.0	2541.0	2593.0	2645.0	2541.0	2593.0	2645.0
90.0	BPSK	1	0	20.8	21.4	23.5	18.7	18.9	21.8	20.9	21.4	23.1	18.0	19.6	20.8
		1	1	21.8	21.0	**27.3**	18.8	18.6	**25.5**	21.2	21.5	26.3	18.0	19.5	24.2
		120	60	23.2	27.1	**27.3**	20.6	23.7	25.2	23.7	26.4	26.5	21.3	**24.5**	24.5
		240	0	23.2	25.6	25.9	22.6	23.7	24.8	23.5	26.4	**26.5**	21.1	24.0	23.9
	QPSK	1	0	21.4	22.1	23.9	18.4	18.2	21.6	20.5	21.0	23.2	17.3	18.9	20.9
		1	1	22.1	22.0	**27.5**	18.8	19.2	**25.3**	20.5	21.1	25.3	17.7	18.9	**24.5**
		120	60	23.3	27.5	26.3	20.5	24.6	25.1	22.6	26.3	**26.5**	20.3	24.5	24.4
		240	0	23.4	26.5	26.3	21.9	23.7	24.7	22.5	25.9	25.6	20.2	23.5	23.5
	16QAM	1	0	21.4	22.0	23.5	18.1	19.5	21.2	21.1	21.4	23.3	17.4	19.0	20.5
		1	1	21.9	22.3	**26.6**	18.2	18.9	**24.7**	21.1	21.1	25.0	17.9	18.9	**23.5**
		120	60	23.3	26.4	25.3	20.1	24.2	24.5	22.2	25.4	**26.0**	19.8	**23.5**	23.5
		240	0	23.4	25.5	25.3	20.0	22.6	24.2	22.1	24.9	24.5	19.7	22.6	22.5
	64QAM	1	0	21.1	21.8	24.2	16.7	17.2	20.1	20.1	20.6	23.5	17.5	18.6	20.9
		1	1	21.8	22.2	25.0	16.6	17.6	23.2	20.6	20.5	23.7	17.4	18.7	22.0
		120	60	23.5	25.0	24.8	19.1	23.0	23.2	22.1	24.3	24.5	19.7	21.9	22.0
		240	0	23.4	25.0	24.7	18.9	21.0	22.9	22.0	24.4	24.3	19.7	22.1	21.9
	256QAM	1	0	19.9	20.2	**22.1**	13.1	12.9	17.1	17.4	17.8	20.7	14.9	16.0	**19.2**
		1	1	20.0	19.6	22.0	13.0	13.6	20.5	17.5	18.1	20.7	15.1	15.9	19.0
		120	60	22.1	21.9	21.9	15.2	18.0	**20.7**	19.6	21.3	**21.6**	17.3	19.0	19.0
		240	0	21.9	22.0	21.8	14.8	16.2	20.2	19.6	21.4	21.5	17.2	18.9	19.0

This report shall not be reproduced except in full, without the written approval of UL Verification Services Inc.

OUTPUT POWER FOR 5G NR BAND n41 (100.0 MHz)

Bandwidth (MHz)	Modulation	RB Allocation	RB Offset	Conducted Average (dBm)											
				ANT 2			ANT 1			ANT 4			ANT 3		
				509200	528600	528000	509200	528600	528000	509200	528600	528000	509200	528600	528000
				2546.0	2593.0	2640.0	2546.0	2593.0	2640.0	2546.0	2593.0	2640.0	2546.0	2593.0	2640.0
100.0	BPSK	1	0	21.9	21.2	22.9	18.8	19.2	22.0	20.7	21.3	23.0	18.1	19.2	21.3
		1	1	20.7	21.2	**27.5**	18.5	19.2	25.3	21.1	21.5	26.1	18.0	19.7	24.5
		135	67	23.0	27.0	27.4	20.8	25.0	**25.5**	23.5	26.5	26.5	21.3	24.5	**24.5**
		270	0	22.9	26.5	26.1	22.5	24.1	25.2	23.6	26.4	**26.5**	21.2	24.1	24.0
	QPSK	1	0	21.8	22.1	23.7	18.7	19.1	21.8	20.2	20.8	23.1	17.7	18.9	20.8
		1	1	21.3	22.2	**27.5**	18.7	19.1	25.1	20.6	21.1	25.6	17.8	18.9	24.3
		135	67	23.3	27.4	27.1	20.8	24.9	**25.2**	22.6	26.4	**26.5**	20.3	24.5	**24.5**
		270	0	23.3	26.3	26.3	21.6	24.1	25.1	22.6	25.8	25.7	20.2	23.6	23.5
	16QAM	1	0	21.3	22.0	23.7	18.4	18.5	21.2	19.9	20.3	22.9	17.0	19.0	20.9
		1	1	21.9	21.9	26.1	18.2	18.6	24.7	20.0	20.7	24.4	17.3	18.4	**23.6**
		135	67	23.3	**26.5**	26.2	20.4	24.5	**24.7**	21.7	25.3	**25.5**	19.6	23.3	23.3
		270	0	23.2	25.2	25.2	20.6	23.6	24.5	21.7	24.4	24.2	19.5	22.3	22.3
	64QAM	1	0	18.6	19.6	25.2	16.4	16.2	19.4	20.4	20.3	23.2	17.1	18.5	21.0
		1	1	18.1	19.1	22.5	16.1	15.7	22.7	20.6	20.9	23.8	17.4	18.6	22.0
		135	67	20.8	22.2	22.2	18.4	22.7	22.7	22.3	24.4	24.5	19.8	21.9	21.9
		270	0	20.8	22.2	22.2	18.6	21.4	22.7	22.1	24.4	24.5	19.7	22.1	22.0
	256QAM	1	0	20.3	20.3	22.2	12.6	13.2	16.8	16.6	17.9	20.7	15.4	16.5	**19.7**
		1	1	19.8	20.5	22.2	12.8	12.4	20.2	17.3	18.0	20.3	15.6	16.4	19.6
		135	67	**22.4**	22.3	22.3	14.7	18.2	**20.3**	19.6	21.4	21.4	17.9	19.5	19.5
		270	0	22.2	22.4	22.2	14.5	16.9	19.7	19.6	21.5	**21.6**	17.7	19.4	19.6

UL VERIFICATION SERVICES INC. FORM NO: CCSUP4031B
47173 BENICIA STREET, FREMONT, CA 94538, USA TEL: (510) 319-4000 FAX: (510) 661-0888
This report shall not be reproduced except in full, without the written approval of UL Verification Services Inc.

7.15. LTE BAND 48 (NS127)

Test Engineer ID:	39004	Test Date:	9/28/2020

OUTPUT POWER FOR LTE BAND 48 (5.0 MHz)

Bandwidth (MHz)	Modulation	RB Allocation	RB Offset	Conducted Average (dBm)											
				ANT 7			ANT 4			ANT 9			ANT 8		
				55265	55990	56715	55265	55990	56715	55265	55990	56715	55265	55990	56715
				3552.5	3625.0	3697.5	3552.5	3625.0	3697.5	3552.5	3625.0	3697.5	3552.5	3625.0	3697.5
5.0	QPSK	1	0	22.0	22.0	22.0	**22.5**	22.5	22.5	24.5	24.6	24.6	**22.8**	**22.8**	22.8
		1	12	22.0	22.0	21.9	22.4	22.4	22.4	24.5	24.6	24.5	22.6	22.8	22.7
		1	24	21.9	**22.0**	21.8	22.5	**22.5**	**22.5**	**24.6**	**24.6**	**24.6**	22.8	22.8	**22.8**
		12	0	21.9	21.7	21.9	21.5	21.6	21.6	23.6	23.7	23.6	21.8	21.9	21.8
		12	6	22.0	21.7	22.0	21.5	21.6	21.6	23.7	23.7	23.6	21.8	21.9	21.8
		12	11	**22.0**	21.7	**22.0**	21.5	21.6	21.6	23.7	23.7	23.6	21.8	21.9	21.8
		25	0	22.0	22.0	22.0	21.5	21.5	21.5	24.6	24.6	24.6	21.8	21.8	21.8
	16QAM	1	0	21.2	21.4	21.0	21.9	21.9	21.9	23.5	23.4	23.5	21.7	21.7	21.7
		1	12	21.3	**21.6**	21.1	21.8	21.8	21.8	23.5	23.4	23.4	21.6	21.7	21.6
		1	24	21.3	21.6	21.1	**21.9**	21.9	21.9	23.5	**23.6**	23.5	21.7	21.7	**21.7**
		12	0	21.0	21.6	20.8	20.6	20.6	20.6	22.2	22.2	22.3	20.4	20.4	20.4
		12	6	21.1	21.6	20.8	20.6	20.7	20.5	22.2	22.2	22.2	20.4	20.4	20.5
		12	11	21.1	21.6	20.8	20.6	20.7	20.5	22.2	22.2	22.2	20.4	20.4	20.4
		25	0	21.0	21.6	20.7	20.6	20.6	20.6	22.2	22.2	22.1	20.4	20.5	20.3
	64QAM	1	0	20.7	18.6	19.8	20.1	20.3	20.1	20.5	22.3	20.2	17.7	20.8	17.6
		1	12	20.8	18.7	19.9	20.3	**20.4**	20.2	20.5	**22.4**	20.3	17.8	**20.9**	17.8
		1	24	20.8	18.7	19.9	20.3	20.4	20.1	20.5	22.4	20.3	17.8	20.9	17.7
		12	0	20.8	18.6	19.8	19.2	19.3	19.1	19.5	21.4	19.2	16.7	19.9	16.7
		12	6	20.9	18.7	19.9	19.3	19.4	19.1	19.6	21.4	19.3	16.8	20.0	16.7
		12	11	**20.9**	18.7	19.9	19.3	19.4	19.1	19.6	21.5	19.3	16.8	20.0	16.7
		25	0	20.8	18.6	19.9	19.2	19.3	19.1	19.5	21.3	19.3	16.7	19.9	16.7
	256QAM	1	0	17.3	14.0	16.4	17.5	17.6	17.3	19.7	19.5	19.3	15.0	17.9	14.8
		1	12	**17.4**	14.1	16.5	17.6	**17.8**	17.5	**19.8**	19.6	19.5	15.1	**18.1**	15.0
		1	24	17.4	14.1	16.4	17.6	17.7	17.4	19.8	19.6	19.4	15.1	18.0	14.9
		12	0	17.1	13.6	16.0	17.2	17.4	17.1	19.4	19.2	19.1	14.7	17.6	14.7
		12	6	17.2	13.8	16.0	17.3	17.4	17.2	19.5	19.2	19.2	14.8	17.6	14.7
		12	11	17.2	13.7	16.1	17.3	17.4	17.0	19.5	19.2	19.2	14.8	17.6	14.7
		25	0	17.1	13.7	16.0	17.3	17.4	17.0	19.4	19.2	19.1	14.8	17.6	14.6

UL VERIFICATION SERVICES INC. FORM NO: CCSUP4031B
47173 BENICIA STREET, FREMONT, CA 94538, USA TEL: (510) 319-4000 FAX: (510) 661-0888
This report shall not be reproduced except in full, without the written approval of UL Verification Services Inc.

OUTPUT POWER FOR LTE BAND 48 (10.0 MHz)

Bandwidth (MHz)	Modulation	RB Allocation	RB Offset	Conducted Average (dBm)											
				ANT 7			ANT 4			ANT 9			ANT 8		
				55290	55990	56690	55290	55990	56690	55290	55990	56690	55290	55990	56690
				3555.0	3625.0	3695.0	3555.0	3625.0	3695.0	3555.0	3625.0	3695.0	3555.0	3625.0	3695.0
10.0	QPSK	1	0	22.0	22.0	22.0	**22.5**	**22.5**	22.4	**24.6**	**24.6**	24.6	**22.8**	22.8	**22.8**
		1	24	22.0	22.0	21.9	22.4	22.5	**22.5**	24.5	24.5	24.5	22.7	22.7	22.6
		1	49	21.8	21.7	21.7	22.5	22.5	21.5	24.6	24.6	**24.6**	22.7	**22.8**	22.8
		25	0	21.9	21.9	21.9	21.7	21.6	21.5	23.7	23.8	23.7	21.9	21.9	21.9
		25	12	**22.0**	**22.0**	**22.0**	21.7	21.6	21.6	23.7	23.8	23.8	21.9	21.9	21.9
		25	24	22.0	22.0	22.0	21.7	21.6	21.5	23.7	23.7	23.8	21.9	21.9	21.9
		50	0	22.0	22.0	22.0	21.5	21.5	21.5	24.6	24.6	24.6	21.8	21.8	21.8
	16QAM	1	0	21.1	20.5	20.3	**21.6**	21.6	21.4	23.7	23.6	**23.7**	**21.9**	21.7	21.8
		1	24	**21.4**	20.7	20.5	21.4	21.5	21.4	23.6	23.5	23.6	21.7	21.7	21.7
		1	49	21.3	20.6	20.4	21.5	21.6	20.0	23.7	23.5	23.6	21.8	21.7	21.9
		25	0	20.8	20.1	19.9	20.2	20.1	20.0	22.2	22.2	22.2	20.4	20.4	20.4
		25	12	21.0	20.2	20.0	20.2	20.1	20.1	22.3	22.3	22.2	20.4	20.4	20.4
		25	24	20.9	20.2	20.0	20.2	20.1	20.0	22.2	22.2	22.3	20.4	20.4	20.4
		50	0	20.9	20.2	20.0	20.2	20.2	18.4	22.3	22.2	22.3	20.4	20.4	20.5
	64QAM	1	0	19.5	18.9	19.2	19.8	19.7	19.6	21.0	22.2	20.7	17.1	20.2	17.1
		1	24	19.8	19.3	19.5	**20.2**	20.1	19.9	21.4	**22.5**	21.1	17.5	**20.6**	17.5
		1	49	19.6	19.1	19.3	20.0	19.9	19.7	21.2	22.4	21.0	17.3	20.5	17.3
		25	0	**19.9**	19.3	19.5	19.2	19.2	18.9	20.4	21.6	20.1	16.5	19.6	16.5
		25	12	19.0	19.4	19.6	19.3	19.2	19.0	20.6	21.7	20.2	16.6	19.7	16.6
		25	24	19.0	19.4	19.6	19.3	19.2	19.1	20.5	21.7	20.2	16.6	19.7	16.6
		50	0	19.8	19.3	19.5	19.2	19.1	18.9	20.5	21.6	20.1	16.6	19.6	16.5
	256QAM	1	0	17.1	14.6	17.4	16.7	17.0	16.4	19.2	18.7	19.0	14.7	17.7	14.8
		1	24	17.5	15.0	17.6	17.1	**17.4**	16.7	19.6	19.1	19.4	15.1	18.0	15.2
		1	49	17.4	14.8	17.5	16.9	17.2	16.6	19.4	19.0	19.1	14.9	17.9	14.9
		25	0	17.6	14.7	17.3	17.1	17.1	16.4	**20.3**	19.1	19.0	15.1	18.1	14.8
		25	12	**17.7**	14.9	17.5	17.3	17.2	16.6	19.5	19.3	19.2	15.0	**18.2**	15.0
		25	24	17.7	14.8	17.4	17.2	17.2	16.5	19.4	19.2	19.1	14.9	18.2	14.9
		50	0	17.6	14.8	17.4	17.2	17.2	16.5	19.4	19.1	19.0	14.9	18.1	14.8

This report shall not be reproduced except in full, without the written approval of UL Verification Services Inc.

OUTPUT POWER FOR LTE BAND 48 (15.0 MHz)

Bandwidth (MHz)	Modulation	RB Allocation	RB Offset	Conducted Average (dBm)											
				ANT 7			ANT 4			ANT 9			ANT 8		
				55315	55990	56665	55315	55990	56665	55315	55990	56665	55315	55990	56665
				3557.5	3625.0	3692.5	3557.5	3625.0	3692.5	3557.5	3625.0	3692.5	3557.5	3625.0	3692.5
15.0	QPSK	1	0	22.0	22.0	22.0	**22.5**	22.5	22.4	**24.6**	24.6	**24.6**	22.8	**22.8**	22.7
		1	37	21.9	22.0	20.5	22.4	22.4	22.3	24.5	24.5	24.5	22.7	22.7	22.6
		1	74	21.8	21.9	20.4	22.5	**22.5**	**22.5**	24.6	**24.6**	24.6	**22.8**	22.8	**22.8**
		36	0	**22.0**	22.0	20.6	21.7	21.6	21.6	23.8	23.7	23.7	22.0	21.9	21.8
		36	16	22.0	**22.0**	20.6	21.6	21.7	21.6	23.7	23.8	23.8	21.9	21.9	21.9
		36	35	21.9	21.9	20.5	21.5	21.6	21.6	23.7	23.7	23.7	21.9	21.9	21.9
		75	0	21.7	22.0	21.7	21.5	21.5	21.5	22.0	24.6	22.0	21.8	21.8	21.8
	16QAM	1	0	21.2	21.2	21.9	21.5	21.4	21.5	23.6	23.5	23.7	21.8	21.7	21.8
		1	37	21.4	21.4	**22.0**	21.4	21.4	21.5	23.5	23.5	23.6	21.6	21.7	21.8
		1	74	21.2	21.4	21.9	21.4	21.5	**21.6**	23.6	23.6	**23.7**	21.7	21.7	**21.9**
		36	0	20.9	21.0	21.6	20.2	20.1	20.0	22.3	22.2	22.2	20.5	20.3	20.3
		36	16	21.0	21.0	21.6	20.1	20.2	20.1	22.2	22.2	22.2	20.4	20.4	20.4
		36	35	20.9	21.0	21.5	20.1	20.1	20.1	22.2	22.2	22.2	20.4	20.4	20.4
		75	0	20.9	20.9	21.5	20.1	20.2	20.1	22.2	22.3	22.3	20.4	20.5	20.4
	64QAM	1	0	19.6	20.2	19.3	20.0	20.0	19.9	20.3	22.1	20.9	17.4	20.5	18.2
		1	37	19.8	20.4	19.4	**20.3**	20.3	20.1	20.5	**22.3**	21.1	17.7	**20.7**	18.4
		1	74	19.7	20.3	19.3	20.2	20.2	20.0	20.4	22.3	20.9	17.6	20.7	18.2
		36	0	20.0	20.6	19.6	19.5	19.4	19.3	19.7	21.5	19.4	16.8	20.0	16.7
		36	16	20.1	**20.7**	19.7	19.5	19.5	19.4	19.8	21.6	19.5	16.9	20.0	16.8
		36	35	20.0	20.6	19.6	19.5	19.5	19.3	19.7	21.5	19.5	16.9	20.0	16.8
		75	0	20.0	20.6	19.5	19.4	19.4	19.2	19.6	21.4	19.3	16.8	19.8	16.7
	256QAM	1	0	17.1	14.7	16.0	17.0	17.6	17.3	19.7	19.4	19.1	14.8	18.0	14.4
		1	37	17.3	14.9	16.0	17.3	**17.8**	17.4	**20.0**	19.6	19.2	15.2	18.2	14.5
		1	74	17.2	14.8	15.9	17.1	17.7	17.4	19.9	19.6	19.0	15.0	**18.2**	14.3
		36	0	17.6	14.5	15.9	17.4	17.4	17.3	19.5	19.4	19.3	14.7	18.1	14.6
		36	16	**17.6**	14.6	16.0	17.5	17.5	17.4	19.7	19.5	19.3	14.8	18.1	14.7
		36	35	17.5	14.6	15.9	17.4	17.4	17.4	19.6	19.5	19.3	14.7	18.1	14.7
		75	0	17.5	14.5	15.9	17.4	17.4	17.3	19.6	19.4	19.3	14.7	18.0	14.6

This report shall not be reproduced except in full, without the written approval of UL Verification Services Inc.

OUTPUT POWER FOR LTE BAND 48 (20.0 MHz)

Bandwidth (MHz)	Modulation	RB Allocation	RB Offset	Conducted Average (dBm)											
				ANT 7			ANT 4			ANT 9			ANT 8		
				55340	55990	56640	55340	55990	56640	55340	55990	56640	55340	55990	56640
				3560.0	3625.0	3690.0	3560.0	3625.0	3690.0	3560.0	3625.0	3690.0	3560.0	3625.0	3690.0
20.0	QPSK	1	0	22.0	22.0	22.0	**22.5**	**22.5**	**22.5**	**24.6**	**24.6**	**24.6**	**22.8**	**22.8**	**22.8**
		1	49	**22.0**	**22.0**	**22.0**	22.3	22.4	22.4	24.4	24.5	24.4	22.6	22.6	22.7
		1	99	21.7	21.8	21.7	22.3	22.5	22.5	24.5	24.5	24.4	22.7	22.7	22.7
		50	0	21.8	21.9	21.8	21.4	21.6	21.6	23.5	23.6	23.5	21.7	21.8	21.7
		50	24	21.9	21.9	21.9	21.4	21.6	21.6	23.5	23.6	23.6	21.8	21.8	21.8
		50	49	21.8	21.8	21.7	21.4	21.6	21.6	23.5	23.6	23.5	21.7	21.8	21.8
		100	0	21.7	22.0	21.7	21.5	21.5	21.5	22.0	24.6	22.0	21.8	21.8	21.8
	16QAM	1	0	21.1	20.6	21.1	**21.4**	21.3	21.3	**24.0**	23.9	23.6	**21.7**	21.6	21.3
		1	49	**21.3**	20.8	21.3	21.2	21.2	21.2	23.8	23.8	23.4	21.5	21.4	21.2
		1	99	21.1	20.6	21.0	21.2	21.3	21.3	23.9	23.8	23.5	21.6	21.5	21.3
		50	0	20.8	20.4	20.9	19.9	20.0	20.0	22.6	22.6	22.5	20.3	20.3	20.3
		50	24	21.0	20.4	20.9	20.0	20.1	20.1	22.6	22.7	22.6	20.3	20.3	20.3
		50	49	20.9	20.3	20.8	19.9	20.1	20.1	22.6	22.6	22.5	20.2	20.3	20.3
		100	0	20.8	20.3	20.7	19.9	20.1	20.1	22.5	22.6	22.6	20.2	20.3	20.4
	64QAM	1	0	20.1	18.8	19.3	20.4	20.6	20.6	20.9	22.0	20.4	17.5	20.6	17.2
		1	49	**20.4**	19.1	19.5	20.7	20.8	**20.8**	21.2	**22.3**	20.8	17.8	**20.9**	17.5
		1	99	20.2	18.9	19.2	20.4	20.6	20.5	20.9	22.1	20.4	17.5	20.7	17.2
		50	0	19.8	18.5	19.1	19.1	19.2	19.3	19.7	20.7	19.3	16.2	19.3	16.1
		50	24	20.0	18.7	19.2	19.2	19.4	19.4	19.7	20.9	19.4	16.3	19.4	16.2
		50	49	19.8	18.5	19.1	19.1	19.3	19.3	19.7	20.8	19.4	16.2	19.4	16.1
		100	0	19.9	18.5	19.1	19.1	19.3	19.3	19.6	20.8	19.3	16.2	19.3	16.1
	256QAM	1	0	17.4	14.7	16.6	17.1	17.6	17.3	19.8	19.3	19.4	15.1	18.0	14.9
		1	49	**17.7**	15.0	16.8	17.5	**17.9**	17.6	**20.2**	19.6	19.7	15.4	**18.3**	15.2
		1	99	17.4	14.8	16.5	17.2	17.7	17.3	19.8	19.5	19.4	15.1	18.1	14.8
		50	0	17.3	14.4	16.5	17.1	17.3	17.3	19.6	19.4	19.3	14.9	18.0	14.8
		50	24	17.5	14.5	16.6	17.2	17.4	17.4	19.7	19.5	19.4	14.9	18.1	14.9
		50	49	17.4	14.5	16.5	17.2	17.3	17.3	19.6	19.4	19.3	14.8	18.1	14.8
		100	0	17.4	14.5	16.5	17.2	17.4	17.3	19.6	19.4	19.3	14.8	18.1	14.8

UL VERIFICATION SERVICES INC. FORM NO: CCSUP4031B
47173 BENICIA STREET, FREMONT, CA 94538, USA TEL: (510) 319-4000 FAX: (510) 661-0888
This report shall not be reproduced except in full, without the written approval of UL Verification Services Inc.

7.16. LTE BAND 66

Test Engineer ID:	19467	Test Date:	5/14/2020

OUTPUT POWER FOR LTE BAND 66 (1.4 MHz)

Bandwidth (MHz)	Modulation	RB Allocation	RB Offset	Conducted Average (dBm)											
				ANT 1			ANT 2			ANT 3			ANT 4		
				131979	132322	132665	131979	132322	132665	131979	132322	132665	131979	132322	132665
				1710.7	1745.0	1779.3	1710.7	1745.0	1779.3	1710.7	1745.0	1779.3	1710.7	1745.0	1779.3
1.4	QPSK	1	0	25.7	25.6	25.3	23.0	22.9	22.9	24.9	25.0	24.9	23.0	22.8	22.7
		1	2	**25.7**	25.6	25.4	23.1	23.0	22.9	24.9	25.0	25.0	23.0	22.9	22.7
		1	5	25.6	25.6	25.3	23.0	22.9	22.8	24.9	24.9	24.9	22.9	22.8	22.6
		3	0	25.6	25.6	25.4	23.1	23.0	22.8	24.9	24.9	25.0	**23.0**	22.8	22.6
		3	1	25.7	25.6	25.4	**23.1**	23.0	22.8	24.9	24.9	**25.0**	23.0	22.9	22.6
		3	2	25.6	25.6	25.4	23.1	23.0	22.8	25.0	24.9	25.0	23.0	22.8	22.6
		6	0	24.7	24.6	24.5	22.1	22.0	21.9	24.0	24.0	24.0	22.0	21.9	21.7
	16QAM	1	0	24.8	25.0	24.5	**22.5**	22.0	22.0	24.0	24.1	24.4	22.3	21.9	21.8
		1	2	24.9	**25.0**	24.5	22.4	22.1	22.1	24.0	24.2	**24.4**	**22.4**	22.0	21.9
		1	5	24.8	24.9	24.4	22.4	22.0	22.0	24.0	24.1	24.3	22.3	21.9	21.8
		3	0	24.8	24.9	24.6	22.4	22.2	21.9	24.2	24.1	24.2	22.3	22.1	21.8
		3	1	24.8	24.9	24.7	22.4	22.3	22.0	24.2	24.1	24.3	22.3	22.1	21.8
		3	2	24.8	24.9	24.6	22.3	22.3	22.0	24.2	24.1	24.2	22.2	22.1	21.8
		6	0	23.8	23.5	23.6	21.0	21.2	21.0	23.2	23.1	22.9	20.9	21.1	20.8
	64QAM	1	0	23.7	23.7	23.8	21.2	21.2	21.3	23.4	23.1	23.2	20.1	21.1	21.0
		1	2	23.8	23.8	**23.8**	21.2	21.2	**21.3**	**23.5**	23.1	23.2	**21.5**	21.1	20.9
		1	5	23.7	23.7	23.7	21.1	21.2	21.2	23.4	23.0	23.2	21.4	21.0	20.9
		3	0	23.8	23.5	23.7	21.2	21.0	21.3	23.3	23.2	23.0	21.4	21.1	20.7
		3	1	23.8	23.6	23.7	21.3	21.0	21.3	23.4	23.2	23.1	21.4	21.2	20.8
		3	2	23.8	23.6	23.7	21.3	21.0	21.2	23.4	23.2	23.0	21.4	21.2	20.8
		6	0	22.9	22.6	22.3	20.4	20.1	19.8	22.0	22.3	22.1	20.1	20.3	19.8
	256QAM	1	0	20.6	20.3	20.4	17.7	17.8	17.4	19.9	19.9	19.6	18.1	17.9	17.7
		1	2	**20.8**	20.4	20.5	17.8	**17.9**	17.6	20.0	20.0	19.6	**18.1**	17.9	17.7
		1	5	20.6	20.4	20.4	17.7	17.7	17.5	19.9	19.8	19.6	18.0	17.8	17.5
		3	0	20.6	20.4	20.4	17.8	17.7	17.5	20.0	19.7	19.7	17.8	17.7	17.8
		3	1	20.6	20.5	20.5	17.9	17.7	17.6	20.0	19.8	19.7	17.9	17.8	17.8
		3	2	20.6	20.5	20.5	17.8	17.7	17.6	20.0	19.8	19.7	17.9	17.8	17.8
		6	0	20.5	20.6	20.4	17.8	17.6	17.7	**20.0**	19.7	19.8	18.0	17.7	17.8

UL VERIFICATION SERVICES INC. FORM NO: CCSUP4031B
47173 BENICIA STREET, FREMONT, CA 94538, USA TEL: (510) 319-4000 FAX: (510) 661-0888
This report shall not be reproduced except in full, without the written approval of UL Verification Services Inc.

OUTPUT POWER FOR LTE BAND 66 (3.0 MHz)

Bandwidth (MHz)	Modulation	RB Allocation	RB Offset	Conducted Average (dBm)											
				ANT 1			ANT 2			ANT 3			ANT 4		
				131987	132322	132657	131987	132322	132657	131987	132322	132657	131987	132322	132657
				1711.5	1745.0	1778.5	1711.5	1745.0	1778.5	1711.5	1745.0	1778.5	1711.5	1745.0	1778.5
3.0	QPSK	1	0	25.6	25.5	**25.7**	**23.1**	23.0	23.0	24.9	25.0	**25.0**	23.0	22.9	22.7
		1	7	25.5	25.4	25.6	23.1	23.0	23.0	24.8	25.0	24.9	**23.0**	22.8	22.5
		1	14	25.5	25.5	25.6	23.1	23.0	22.9	24.9	24.9	24.9	23.0	22.8	22.6
		8	0	24.7	24.6	24.7	22.2	22.2	22.0	24.1	24.1	24.1	22.1	22.0	21.8
		8	4	24.7	24.6	24.7	22.2	22.2	22.0	24.0	24.0	24.0	22.1	22.0	21.8
		8	7	24.7	24.6	24.7	22.2	22.2	22.0	24.0	24.0	24.0	22.0	22.0	21.7
		15	0	24.7	24.6	24.7	22.2	22.2	22.0	24.0	24.0	24.0	22.1	22.0	21.8
	16QAM	1	0	24.7	24.5	**25.1**	22.2	22.1	**22.4**	24.0	**24.4**	24.2	**22.4**	22.0	21.8
		1	7	24.6	24.4	25.1	22.1	22.0	22.4	23.9	24.4	24.0	22.4	21.9	21.6
		1	14	24.6	24.4	25.0	22.2	22.0	22.3	23.9	24.3	24.0	22.4	22.0	21.6
		8	0	23.7	23.7	23.8	21.3	21.3	21.1	23.2	23.1	23.1	21.2	21.0	20.9
		8	4	23.8	23.7	23.8	21.3	21.3	21.1	23.1	23.1	23.1	21.2	21.0	20.9
		8	7	23.7	23.7	23.8	21.3	21.3	21.1	23.1	23.1	23.1	21.2	21.0	20.9
		15	0	23.6	23.6	23.7	21.2	21.2	21.0	23.0	23.1	23.0	21.1	21.0	20.8
	64QAM	1	0	23.8	**23.8**	23.8	21.0	**21.1**	21.1	23.2	**23.3**	23.2	21.4	21.1	21.1
		1	7	23.7	23.8	23.7	21.0	21.0	20.9	23.2	23.3	23.1	21.4	21.1	20.9
		1	14	23.8	23.8	23.7	21.0	21.0	21.0	23.1	23.3	23.1	**21.4**	21.1	21.0
		8	0	22.6	22.6	22.7	20.0	19.9	19.8	22.0	22.1	22.1	20.2	20.1	19.8
		8	4	22.6	22.6	22.7	20.0	19.9	19.8	22.0	22.1	22.2	20.3	20.2	19.8
		8	7	22.6	22.6	22.7	20.0	19.9	19.8	22.0	22.1	22.1	20.2	20.1	19.9
		15	0	22.7	22.6	22.7	20.0	20.0	19.8	22.1	22.0	22.1	20.2	20.1	19.9
	256QAM	1	0	**20.7**	19.5	20.2	**18.3**	17.7	17.8	**20.4**	19.5	19.9	**18.3**	17.7	18.1
		1	7	20.6	20.1	20.2	18.2	17.6	17.7	20.3	19.7	19.9	18.2	17.7	18.0
		1	14	20.7	20.1	20.2	18.3	17.6	17.7	20.3	19.7	19.8	18.2	17.7	17.9
		8	0	20.4	20.2	20.3	18.0	17.8	17.9	20.1	19.9	20.0	18.1	17.9	17.9
		8	4	20.5	20.3	20.3	18.0	17.8	17.9	20.2	19.9	20.1	18.1	17.9	17.9
		8	7	20.5	20.3	20.4	18.0	17.8	17.9	20.1	19.9	20.0	18.1	17.9	17.9
		15	0	20.4	20.4	20.2	17.9	17.9	17.8	20.1	20.0	20.0	18.1	17.8	17.9

UL VERIFICATION SERVICES INC. FORM NO: CCSUP4031B
47173 BENICIA STREET, FREMONT, CA 94538, USA TEL: (510) 319-4000 FAX: (510) 661-0888
This report shall not be reproduced except in full, without the written approval of UL Verification Services Inc.

OUTPUT POWER FOR LTE BAND 66 (5.0 MHz)

Bandwidth (MHz)	Modulation	RB Allocation	RB Offset	Conducted Average (dBm)											
				ANT 1			ANT 2			ANT 3			ANT 4		
				131997	132322	132647	131997	132322	132647	131997	132322	132647	131997	132322	132647
				1712.5	1745.0	1777.5	1712.5	1745.0	1777.5	1712.5	1745.0	1777.5	1712.5	1745.0	1777.5
5.0	QPSK	1	0	25.6	25.6	**25.7**	23.0	23.1	22.9	24.9	24.9	**25.0**	22.8	22.9	22.7
		1	12	25.6	25.6	25.6	23.1	**23.1**	22.9	25.0	24.9	25.0	23.0	**23.0**	22.7
		1	24	25.6	25.6	25.6	23.0	23.1	22.8	24.9	24.9	24.9	22.9	23.0	22.7
		12	0	24.7	24.7	24.8	22.1	22.1	22.0	24.0	24.0	24.1	22.1	22.0	21.8
		12	6	24.7	24.6	24.7	22.1	22.2	22.0	24.0	24.0	24.1	22.1	22.0	21.9
		12	11	24.6	24.6	24.7	22.1	22.1	22.0	23.9	24.0	24.0	22.0	21.9	21.8
		25	0	24.7	24.6	24.7	22.1	22.1	22.0	24.0	24.0	24.0	22.1	22.0	21.8
	16QAM	1	0	24.8	24.7	**25.2**	22.2	22.3	**22.5**	24.1	**24.5**	24.2	22.2	22.1	22.2
		1	12	24.9	24.8	25.1	22.2	22.3	22.4	24.1	24.5	24.3	**22.3**	22.1	22.2
		1	24	24.9	24.8	25.1	22.2	22.3	22.4	24.1	24.4	24.1	22.2	22.1	22.2
		12	0	23.8	23.7	23.9	21.2	21.3	21.2	23.1	23.2	23.1	21.2	21.1	21.0
		12	6	23.8	23.8	23.9	21.2	21.3	21.2	23.1	23.2	23.2	21.2	21.1	21.0
		12	11	23.7	23.7	23.8	21.2	21.2	21.1	23.1	23.1	23.1	21.1	21.1	20.9
		25	0	23.7	23.6	23.8	21.1	21.2	21.0	23.0	23.1	23.0	21.1	21.1	20.8
	64QAM	1	0	23.9	23.5	23.9	21.1	21.2	20.8	22.8	23.2	23.3	20.1	21.3	20.8
		1	12	**24.0**	23.5	23.9	21.1	**21.3**	20.7	22.8	23.2	**23.3**	**21.4**	21.3	20.8
		1	24	23.9	23.5	23.9	21.1	21.2	20.7	22.8	23.2	23.2	21.4	21.3	20.7
		12	0	22.7	22.7	22.7	19.9	20.1	19.9	22.0	22.0	22.1	20.2	20.2	19.9
		12	6	22.8	22.7	22.7	19.9	20.1	19.9	22.0	22.0	22.1	20.2	20.2	19.9
		12	11	22.7	22.6	22.6	19.9	20.0	19.8	22.0	21.9	22.0	20.1	20.1	19.9
		25	0	22.7	22.6	22.7	19.9	20.0	19.8	22.0	22.0	22.0	20.2	20.1	19.9
	256QAM	1	0	**20.8**	20.5	20.2	17.6	18.0	**18.1**	19.6	19.8	19.9	18.2	18.0	**18.3**
		1	12	20.7	20.6	20.3	17.6	18.0	18.1	19.6	19.9	19.9	18.2	18.0	18.3
		1	24	20.7	20.6	20.2	17.5	18.0	18.0	19.6	19.9	19.9	18.1	18.0	18.2
		12	0	20.7	20.6	20.5	17.8	17.9	17.8	19.9	19.8	19.9	18.0	17.9	18.0
		12	6	20.7	20.6	20.5	17.9	17.9	17.8	19.9	19.9	19.9	18.0	17.9	17.9
		12	11	20.7	20.6	20.5	17.8	17.8	17.7	19.9	**19.9**	19.8	18.0	17.8	17.9
		25	0	20.7	20.7	20.6	17.8	17.8	17.8	19.9	19.9	19.9	18.0	17.8	17.9

UL VERIFICATION SERVICES INC. FORM NO: CCSUP4031B
47173 BENICIA STREET, FREMONT, CA 94538, USA TEL: (510) 319-4000 FAX: (510) 661-0888
This report shall not be reproduced except in full, without the written approval of UL Verification Services Inc.

OUTPUT POWER FOR LTE BAND 66 (10.0 MHz)

Bandwidth (MHz)	Modulation	RB Allocation	RB Offset	Conducted Average (dBm)											
				ANT 1			ANT 2			ANT 3			ANT 4		
				132022	132322	132622	132022	132322	132622	132022	132322	132622	132022	132322	132622
				1715.0	1745.0	1775.0	1715.0	1745.0	1775.0	1715.0	1745.0	1775.0	1715.0	1745.0	1775.0
10.0	QPSK	1	0	25.4	25.2	25.6	22.9	22.7	22.7	24.7	24.8	24.7	22.8	22.6	22.5
		1	24	25.6	25.5	**25.7**	**23.1**	23.0	22.8	24.9	25.0	**25.0**	**23.0**	22.9	22.7
		1	49	25.5	25.3	25.5	22.9	22.8	22.7	24.8	24.8	24.8	22.8	22.7	22.5
		25	0	24.6	24.5	24.7	22.1	22.1	21.9	24.1	24.1	24.0	22.0	21.9	21.7
		25	12	24.8	24.7	24.7	22.2	22.2	21.9	24.1	24.1	24.1	22.2	22.1	21.8
		25	24	24.7	24.6	24.7	22.1	22.1	21.9	24.0	24.0	24.1	22.0	22.0	21.7
		50	0	24.7	24.6	24.7	22.1	22.1	21.9	24.1	24.1	24.0	22.1	22.0	21.7
	16QAM	1	0	24.8	24.4	24.6	22.3	21.9	21.7	23.8	24.2	23.9	22.2	21.8	21.5
		1	24	**25.0**	24.6	24.7	**22.5**	22.1	21.9	24.0	**24.4**	24.1	**22.4**	22.0	21.7
		1	49	24.8	24.4	24.5	22.3	21.9	21.8	23.8	24.3	23.9	22.2	21.9	21.5
		25	0	23.7	23.6	23.7	21.2	21.2	20.9	23.1	23.1	23.1	21.1	21.0	20.7
		25	12	23.8	23.8	23.8	21.3	21.3	20.9	23.1	23.2	23.2	21.2	21.2	20.8
		25	24	23.7	23.7	23.8	21.2	21.2	20.9	23.1	23.1	23.2	21.1	21.1	20.8
		50	0	23.7	23.6	23.7	21.2	21.2	20.8	23.0	23.1	23.0	21.1	21.1	20.7
	64QAM	1	0	23.4	23.5	23.8	20.8	20.9	20.8	23.0	23.0	22.8	21.0	20.9	20.9
		1	24	23.8	23.8	**24.1**	21.2	**21.3**	21.2	23.3	**23.4**	23.2	21.3	**21.3**	21.2
		1	49	23.5	23.6	23.9	20.9	21.0	20.9	23.0	23.2	23.0	21.0	21.1	21.0
		25	0	22.7	22.6	22.8	20.0	20.0	19.8	22.2	22.1	22.0	20.2	20.1	19.8
		25	12	22.8	22.7	22.8	20.2	20.1	19.8	22.2	22.2	22.1	20.3	20.2	19.9
		25	24	22.7	22.7	22.8	20.1	20.0	19.8	22.1	22.1	22.1	20.2	20.1	19.9
		50	0	22.7	22.6	22.7	20.1	20.0	19.7	22.1	22.1	22.0	20.2	20.1	19.7
	256QAM	1	0	20.2	20.3	**20.7**	17.6	17.7	17.2	**20.4**	19.6	19.9	17.6	17.7	17.8
		1	24	20.2	20.3	20.6	18.0	**18.0**	17.6	20.3	19.7	19.9	17.9	17.9	**18.2**
		1	49	20.1	20.4	20.6	17.7	17.8	17.3	20.4	19.7	19.9	17.7	17.8	17.8
		25	0	20.5	20.3	20.2	17.8	17.7	17.7	20.0	20.0	19.9	18.0	17.8	17.8
		25	12	20.5	20.5	20.2	17.9	17.8	17.8	20.1	20.0	19.9	18.1	17.9	17.9
		25	24	20.4	20.4	20.3	17.8	17.8	17.8	20.0	20.0	19.9	18.0	17.8	17.8
		50	0	20.4	20.4	20.2	17.8	17.8	17.6	20.1	19.9	19.8	17.9	17.8	17.8

UL VERIFICATION SERVICES INC. FORM NO: CCSUP4031B
47173 BENICIA STREET, FREMONT, CA 94538, USA TEL: (510) 319-4000 FAX: (510) 661-0888
This report shall not be reproduced except in full, without the written approval of UL Verification Services Inc.

OUTPUT POWER FOR LTE BAND 66 (15.0 MHz)

Bandwidth (MHz)	Modulation	RB Allocation	RB Offset	Conducted Average (dBm)											
				ANT 1			ANT 2			ANT 3			ANT 4		
				132047	132322	132597	132047	132322	132597	132047	132322	132597	132047	132322	132597
				1717.5	1745.0	1772.5	1717.5	1745.0	1772.5	1717.5	1745.0	1772.5	1717.5	1745.0	1772.5
15.0	QPSK	1	0	25.6	25.6	25.7	23.1	22.9	**23.1**	24.7	24.8	25.0	22.9	22.8	22.8
		1	37	25.7	**25.7**	25.6	23.1	23.1	23.0	24.8	24.9	25.0	**23.0**	23.0	22.7
		1	74	25.6	25.6	25.6	22.9	22.9	23.0	24.7	24.8	**25.0**	22.9	22.9	22.7
		36	0	24.7	24.8	24.7	22.1	22.1	22.1	23.9	24.0	24.0	22.1	21.9	21.8
		36	16	24.9	24.9	24.7	22.2	22.2	22.2	24.0	24.1	24.0	22.2	22.1	21.8
		36	35	24.8	24.8	24.7	22.2	22.1	22.2	24.0	24.0	24.1	22.1	22.0	21.8
		75	0	24.8	24.8	24.7	22.1	22.1	22.1	24.0	24.0	23.9	22.1	22.0	21.7
	16QAM	1	0	25.0	25.1	24.7	22.4	22.4	22.2	23.8	24.3	24.5	22.4	22.3	21.8
		1	37	25.1	**25.2**	24.7	**22.5**	22.5	22.1	23.9	24.4	24.5	**22.5**	22.4	21.8
		1	74	25.0	25.1	24.6	22.3	22.3	22.0	23.8	24.2	**24.6**	22.3	22.3	21.7
		36	0	23.8	23.8	23.7	21.2	21.1	21.2	23.0	23.0	23.0	21.2	21.0	20.8
		36	16	23.9	23.9	23.7	21.3	21.2	21.2	23.1	23.1	23.0	21.2	21.1	20.8
		36	35	23.8	23.8	23.7	21.2	21.1	21.2	23.0	23.1	23.0	21.1	21.0	20.8
		75	0	23.8	23.8	23.7	21.2	21.1	21.1	23.0	23.1	23.0	21.1	21.1	20.8
	64QAM	1	0	23.7	24.2	24.0	21.0	21.4	21.4	23.1	23.0	23.5	21.1	21.4	21.2
		1	37	23.9	**24.3**	24.0	21.1	**21.5**	21.3	23.2	23.1	23.6	21.2	**21.6**	21.1
		1	74	23.7	24.2	23.9	21.0	21.4	21.3	23.1	23.0	**23.6**	21.0	21.5	21.1
		36	0	22.8	22.7	22.7	20.1	20.0	20.1	22.0	22.1	22.0	20.2	20.0	19.9
		36	16	22.9	22.9	22.7	20.2	20.1	20.1	22.1	22.1	22.0	20.3	20.2	19.9
		36	35	22.8	22.8	22.7	20.1	20.0	20.1	22.1	22.1	22.1	20.2	20.1	19.9
		75	0	22.8	22.8	22.7	20.1	20.0	20.0	22.0	22.1	22.0	20.2	20.1	19.8
	256QAM	1	0	20.4	20.8	20.9	18.0	17.3	17.7	**20.3**	19.5	20.0	17.9	18.2	18.2
		1	37	20.4	20.9	20.9	**18.1**	17.5	17.8	20.3	19.6	20.0	18.1	18.3	**18.3**
		1	74	20.4	**20.9**	20.9	18.0	17.3	17.7	20.3	19.6	20.0	17.9	18.2	18.1
		36	0	20.6	20.6	20.6	17.7	17.7	17.5	20.0	19.8	19.7	18.2	18.0	18.2
		36	16	20.7	20.7	20.6	17.8	17.7	17.6	20.0	19.9	19.8	18.3	18.1	18.2
		36	35	20.7	20.7	20.6	17.7	17.7	17.6	19.9	19.9	19.8	18.2	18.0	18.2
		75	0	20.7	20.7	20.5	17.8	17.7	17.5	19.9	19.8	19.7	18.2	18.1	18.1

UL VERIFICATION SERVICES INC. FORM NO: CCSUP4031B
47173 BENICIA STREET, FREMONT, CA 94538, USA TEL: (510) 319-4000 FAX: (510) 661-0888
This report shall not be reproduced except in full, without the written approval of UL Verification Services Inc.

OUTPUT POWER FOR LTE BAND 66 (20.0 MHz)

Bandwidth (MHz)	Modulation	RB Allocation	RB Offset	Conducted Average (dBm)											
				ANT 1			ANT 2			ANT 3			ANT 4		
				132072	132322	132572	132072	132322	132572	132072	132322	132572	132072	132322	132572
				1720.0	1745.0	1770.0	1720.0	1745.0	1770.0	1720.0	1745.0	1770.0	1720.0	1745.0	1770.0
20.0	QPSK	1	0	25.4	25.4	**25.7**	22.8	22.7	23.0	24.6	24.7	25.0	22.8	22.6	22.9
		1	49	25.7	25.7	25.6	**23.1**	23.0	22.9	24.9	**25.0**	24.9	**23.0**	22.9	22.7
		1	99	25.5	25.5	25.6	22.8	22.8	22.9	24.7	24.8	25.0	22.7	22.7	22.7
		50	0	24.7	24.7	24.7	22.1	22.0	21.9	23.9	24.0	23.9	22.0	21.9	21.8
		50	24	24.9	24.9	24.7	22.2	22.2	22.0	24.0	24.1	24.1	22.1	22.1	21.8
		50	49	24.8	24.8	24.7	22.1	22.1	21.9	24.0	24.0	24.0	22.0	22.0	21.7
		100	0	24.8	24.8	24.6	22.1	22.1	21.9	24.0	24.0	24.0	22.0	22.0	21.7
	16QAM	1	0	24.9	24.9	**25.3**	22.3	22.1	**22.6**	24.2	24.2	24.4	22.2	22.1	22.4
		1	49	25.1	25.2	25.3	22.5	22.4	22.4	**24.5**	24.5	24.5	**22.4**	22.4	22.3
		1	99	24.9	25.0	25.2	22.3	22.3	22.5	24.3	24.2	24.5	22.2	22.2	22.3
		50	0	23.8	23.8	23.8	21.2	21.1	21.0	23.0	23.0	23.0	21.1	20.9	20.8
		50	24	23.9	23.9	23.8	21.2	21.2	21.0	23.1	23.2	23.1	21.2	21.1	20.8
		50	49	23.8	23.8	23.7	21.1	21.1	21.0	23.0	23.1	23.0	21.0	21.0	20.8
		100	0	23.8	23.8	23.7	21.1	21.1	20.9	23.1	23.1	23.0	21.1	21.0	20.8
	64QAM	1	0	24.1	23.6	24.0	21.4	20.8	21.2	22.9	23.3	23.1	21.5	20.9	21.2
		1	49	**24.3**	23.9	24.0	**21.6**	21.2	21.1	23.3	**23.6**	23.1	**21.7**	21.3	21.1
		1	99	24.1	23.7	23.9	21.4	20.9	21.1	23.1	23.4	23.2	21.4	21.0	21.1
		50	0	22.8	22.8	22.7	20.0	20.0	19.9	22.0	22.0	21.9	20.2	20.0	19.9
		50	24	22.9	22.9	22.8	20.1	20.1	19.9	22.1	22.1	22.1	20.2	20.2	19.9
		50	49	22.7	22.8	22.7	20.0	20.0	19.9	22.0	22.0	22.0	20.1	20.1	19.9
		100	0	22.7	22.8	22.7	20.0	20.0	19.8	22.0	22.0	22.0	20.1	20.1	19.8
	256QAM	1	0	**20.9**	20.5	20.7	17.9	17.7	17.9	20.1	20.0	19.7	18.0	18.2	18.1
		1	49	20.8	20.5	20.7	**18.2**	17.9	18.2	20.0	20.0	19.6	18.3	**18.5**	18.3
		1	99	20.8	20.6	20.7	18.0	17.8	17.9	**20.1**	20.1	19.7	18.1	18.4	18.1
		50	0	20.6	20.6	20.6	18.0	18.0	17.9	19.9	19.9	19.8	18.1	18.0	18.2
		50	24	20.7	20.7	20.6	18.1	18.1	18.0	20.0	19.9	19.8	18.3	18.2	18.2
		50	49	20.7	20.7	20.5	18.1	18.0	17.9	19.9	19.9	19.8	18.1	18.1	18.1
		100	0	20.7	20.7	20.5	18.0	18.0	17.8	19.9	19.9	19.8	18.2	18.1	18.1

UL VERIFICATION SERVICES INC. FORM NO: CCSUP4031B
47173 BENICIA STREET, FREMONT, CA 94538, USA TEL: (510) 319-4000 FAX: (510) 661-0888
This report shall not be reproduced except in full, without the written approval of UL Verification Services Inc.

7.17. LTE BAND 71

Test Engineer ID:	19467	Test Date:	5/14/2020

OUTPUT POWER FOR LTE BAND 71 (5.0 MHz)

Bandwidth (MHz)	Modulation	RB Allocation	RB Offset	Conducted Average (dBm)					
				ANT 1			ANT 2		
				133147	133297	133447	133147	133297	133447
				665.5	680.5	695.5	665.5	680.5	695.5
5.0	QPSK	1	0	25.6	25.3	25.4	24.5	24.4	24.2
		1	12	25.6	25.4	25.4	24.5	24.5	24.3
		1	24	**25.7**	25.5	25.4	**24.5**	24.5	24.2
		12	0	24.5	24.5	24.5	23.4	23.4	23.3
		12	6	24.6	24.6	24.5	23.5	23.5	23.3
		12	11	24.6	24.5	24.5	23.6	23.5	23.3
		25	0	24.6	24.5	24.4	23.5	23.5	23.3
	16QAM	1	0	24.7	24.9	24.7	23.7	23.5	**23.9**
		1	12	24.8	25.0	24.7	23.5	23.6	23.8
		1	24	24.8	**25.1**	24.6	23.7	23.6	23.9
		12	0	23.6	23.6	23.5	22.5	22.4	22.4
		12	6	23.7	23.7	23.6	22.6	22.6	22.5
		12	11	23.7	23.7	23.5	22.6	22.6	22.5
		25	0	23.7	23.6	23.4	22.5	22.5	22.4
	64QAM	1	0	23.7	23.6	23.3	22.4	22.6	22.5
		1	12	23.9	23.8	23.3	22.5	22.8	22.6
		1	24	**23.9**	23.8	23.4	22.5	**22.8**	22.6
		12	0	22.5	22.5	22.5	21.5	21.3	21.4
		12	6	22.6	22.6	22.5	21.6	21.4	21.4
		12	11	22.6	22.6	22.5	21.6	21.5	21.4
		25	0	22.6	22.6	22.4	21.5	21.4	21.4
	256QAM	1	0	**20.7**	20.2	20.5	18.9	19.2	19.1
		1	12	20.6	20.1	20.4	19.0	19.4	19.2
		1	24	20.5	20.1	20.3	19.0	**19.5**	19.2
		12	0	20.6	20.4	20.4	19.2	19.2	19.2
		12	6	20.5	20.4	20.3	19.3	19.3	19.2
		12	11	20.5	20.3	20.2	19.3	19.3	19.2
		25	0	20.5	20.4	20.3	19.3	19.3	19.2

This report shall not be reproduced except in full, without the written approval of UL Verification Services Inc.

OUTPUT POWER FOR LTE BAND 71 (10.0 MHz)

Bandwidth (MHz)	Modulation	RB Allocation	RB Offset	Conducted Average (dBm)					
				ANT 1			ANT 2		
				133172	133297	133422	133172	133297	133422
				668.0	680.5	693.0	668.0	680.5	693.0
10.0	QPSK	1	0	**25.7**	25.5	25.5	24.4	24.3	**24.5**
		1	24	25.7	25.4	25.4	24.4	24.3	24.3
		1	49	25.7	25.4	25.4	24.5	24.3	24.2
		25	0	24.8	24.5	24.5	23.4	23.4	23.3
		25	12	24.9	24.5	24.4	23.5	23.4	23.3
		25	24	24.8	24.5	24.5	23.5	23.4	23.3
		50	0	24.8	24.4	24.4	23.4	23.3	23.2
	16QAM	1	0	24.9	24.5	**24.9**	23.8	23.5	23.4
		1	24	24.8	24.4	24.9	23.8	23.4	23.3
		1	49	24.8	24.4	24.8	**23.9**	23.4	23.3
		25	0	23.9	23.5	23.5	22.5	22.4	22.4
		25	12	23.9	23.5	23.5	22.5	22.5	22.3
		25	24	23.9	23.6	23.5	22.5	22.5	22.4
		50	0	23.8	23.4	23.4	22.5	22.3	22.2
	64QAM	1	0	24.0	23.8	23.6	22.5	22.6	22.7
		1	24	**24.0**	23.8	23.6	22.6	22.6	22.7
		1	49	24.0	23.8	23.6	**22.7**	22.6	22.6
		25	0	22.9	22.5	22.5	21.5	21.5	21.4
		25	12	22.9	22.5	22.6	21.6	21.5	21.4
		25	24	22.9	22.6	22.6	21.5	21.5	21.4
		50	0	22.8	22.4	22.4	21.5	21.3	21.2
	256QAM	1	0	20.2	20.3	**20.7**	18.8	18.8	19.3
		1	24	20.1	20.3	20.7	19.0	19.2	**19.5**
		1	49	20.0	20.2	20.5	18.9	19.0	19.3
		25	0	20.4	20.3	20.2	19.1	19.1	19.0
		25	12	20.4	20.3	20.2	19.2	19.2	19.1
		25	24	20.3	20.3	20.2	19.2	19.2	19.1
		50	0	20.3	20.2	20.2	19.1	19.0	19.0

This report shall not be reproduced except in full, without the written approval of UL Verification Services Inc.

OUTPUT POWER FOR LTE BAND 71 (15.0 MHz)

Bandwidth (MHz)	Modulation	RB Allocation	RB Offset	Conducted Average (dBm)					
				ANT 1			ANT 2		
				133197	133297	133397	133197	133297	133397
				670.5	680.5	690.5	670.5	680.5	690.5
15.0	QPSK	1	0	**25.7**	25.7	25.7	24.5	24.5	24.4
		1	37	25.6	25.6	25.6	24.5	24.5	24.4
		1	74	25.7	25.6	25.6	**24.5**	24.5	24.2
		36	0	24.7	24.7	24.7	23.5	23.5	23.4
		36	16	24.7	24.8	24.7	23.6	23.6	23.4
		36	35	24.7	24.7	24.7	23.5	23.5	23.5
		75	0	24.7	24.7	24.6	23.5	23.5	23.4
	16QAM	1	0	**25.2**	24.7	25.1	23.9	24.0	23.5
		1	37	25.2	24.7	25.0	24.0	23.9	23.4
		1	74	25.2	24.7	25.0	23.9	**24.0**	23.2
		36	0	23.7	23.7	23.7	22.6	22.5	22.4
		36	16	23.7	23.8	23.7	22.6	22.6	22.4
		36	35	23.7	23.7	23.7	22.6	22.5	22.5
		75	0	23.7	23.7	23.7	22.6	22.5	22.4
	64QAM	1	0	23.7	24.2	23.9	22.6	23.0	22.7
		1	37	23.7	24.2	23.9	22.6	23.1	22.7
		1	74	23.7	**24.3**	23.9	22.6	**23.1**	22.6
		36	0	22.7	22.8	22.8	21.6	21.5	21.5
		36	16	22.8	22.8	22.7	21.7	21.6	21.5
		36	35	22.8	22.7	22.7	21.6	21.5	21.5
		75	0	22.7	22.8	22.7	21.6	21.6	21.4
	256QAM	1	0	**20.7**	19.9	20.3	18.6	19.0	19.3
		1	37	20.6	20.0	20.3	18.8	19.3	**19.5**
		1	74	20.7	19.9	20.3	18.8	19.1	19.1
		36	0	20.3	20.2	20.1	18.9	18.9	19.0
		36	16	20.3	20.2	20.1	19.1	19.1	19.0
		36	35	20.2	20.1	20.1	19.1	19.1	19.1
		75	0	20.3	20.2	20.1	19.1	19.0	19.0

This report shall not be reproduced except in full, without the written approval of UL Verification Services Inc.

OUTPUT POWER FOR LTE BAND 71 (20.0 MHz)

Bandwidth (MHz)	Modulation	RB Allocation	RB Offset	Conducted Average (dBm)					
				ANT 1			ANT 2		
				133222	133297	133372	133222	133297	133372
				673.0	680.5	688.0	673.0	680.5	688.0
20.0	QPSK	1	0	**25.7**	25.7	25.6	24.4	24.4	24.4
		1	49	25.7	25.6	25.6	24.4	24.4	24.4
		1	99	25.7	25.6	25.5	**24.5**	24.4	24.3
		50	0	24.8	24.7	24.7	23.5	23.5	23.5
		50	24	24.8	24.7	24.7	23.6	23.5	23.5
		50	49	24.8	24.7	24.7	23.5	23.5	23.4
		100	0	24.8	24.6	24.6	23.5	23.4	23.4
	16QAM	1	0	**25.3**	25.1	25.2	23.8	**24.1**	24.0
		1	49	25.2	25.1	25.2	23.9	24.0	23.9
		1	99	25.2	25.1	25.1	23.9	24.1	23.8
		50	0	23.8	23.7	23.7	22.5	22.6	22.5
		50	24	23.9	23.7	23.7	22.6	22.5	22.5
		50	49	23.8	23.7	23.7	22.6	22.5	22.5
		100	0	23.8	23.6	23.6	22.5	22.4	22.4
	64QAM	1	0	**24.3**	23.9	24.0	23.1	22.7	22.8
		1	49	24.3	24.0	23.9	23.2	22.7	22.7
		1	99	24.3	23.9	23.9	**23.2**	22.7	22.7
		50	0	22.8	22.8	22.8	21.6	21.5	21.6
		50	24	22.9	22.7	22.8	21.6	21.5	21.5
		50	49	22.8	22.8	22.8	21.6	21.5	21.5
		100	0	22.8	22.6	22.6	21.5	21.4	21.4
	256QAM	1	0	20.8	20.8	20.4	18.9	19.2	19.1
		1	49	**20.8**	**20.8**	20.4	19.3	**19.5**	19.5
		1	99	20.8	20.8	20.5	19.1	19.3	19.3
		50	0	20.6	20.6	20.7	19.3	19.2	19.2
		50	24	20.6	20.6	20.6	19.5	19.3	19.4
		50	49	20.6	20.6	20.6	19.5	19.3	19.3
		100	0	20.6	20.6	20.6	19.4	19.2	19.2

UL VERIFICATION SERVICES INC. FORM NO: CCSUP4031B
47173 BENICIA STREET, FREMONT, CA 94538, USA TEL: (510) 319-4000 FAX: (510) 661-0888
This report shall not be reproduced except in full, without the written approval of UL Verification Services Inc.

7.18. 5G NR Band n77

Test Engineer ID:	19171	Test Date:	8/27/2020

OUTPUT POWER FOR 5G NR BAND n77 (20.0 MHz)

Bandwidth (MHz)	Modulation	RB Allocation	RB Offset	Conducted Average (dBm)											
				ANT 7			ANT 4			ANT 9			ANT 8		
				647333	656000	664666	647333	656000	664666	647333	656000	664666	647333	656000	664666
				3710.0	3840.0	3970.0	3710.0	3840.0	3970.0	3710.0	3840.0	3970.0	3710.0	3840.0	3970.0
20.0	BPSK	1	0	22.4	21.9	22.0	18.8	19.1	18.6	23.4	23.0	22.9	19.5	19.5	19.2
		1	1	**25.7**	24.9	25.1	**22.5**	22.3	22.0	**25.8**	25.4	25.1	**22.8**	22.5	22.7
		25	12	25.4	24.9	25.3	22.2	22.2	22.1	25.6	25.2	25.4	22.6	22.8	22.6
		50	0	25.1	24.7	24.9	21.8	21.6	21.4	25.6	25.1	25.4	22.3	22.4	22.2
	QPSK	1	0	22.4	21.9	22.0	19.1	18.9	19.0	23.4	23.0	23.1	19.6	19.4	18.9
		1	1	**25.7**	25.2	25.2	**22.4**	22.3	22.1	**26.0**	25.3	25.4	22.5	**22.7**	22.7
		25	12	24.9	24.8	25.2	22.1	22.3	22.2	25.5	25.2	25.4	22.6	22.7	22.6
		50	0	24.6	24.2	24.4	21.2	21.1	20.9	25.6	25.2	25.4	21.8	21.8	21.7
	16QAM	1	0	21.9	21.7	21.8	18.9	19.0	18.5	22.7	22.2	22.0	19.1	18.3	18.6
		1	1	**24.7**	24.0	24.0	**21.4**	21.3	20.9	**24.8**	24.2	24.4	21.3	21.3	21.3
		25	12	24.2	24.1	23.8	21.2	21.4	21.1	24.7	24.4	24.5	21.3	**21.5**	21.3
		50	0	23.1	22.7	23.0	20.2	20.2	19.9	23.9	23.5	23.6	20.4	20.4	20.1
	64QAM	1	0	22.3	21.6	22.1	19.4	19.6	19.3	22.9	22.3	22.1	19.8	19.1	20.0
		1	1	**23.2**	22.6	22.6	20.6	20.5	20.7	23.7	23.6	23.3	**20.6**	20.3	20.1
		25	12	23.1	22.7	23.0	20.5	20.7	20.4	**23.8**	23.5	23.6	20.4	20.4	20.1
		50	0	23.1	22.7	23.0	**20.8**	20.8	20.4	23.8	23.4	23.6	20.4	20.4	20.4
	256QAM	1	0	**20.9**	20.3	20.2	17.6	17.1	17.2	21.5	20.9	21.0	17.9	17.9	17.9
		1	1	20.7	20.3	20.5	**17.6**	17.4	17.3	**21.8**	21.0	21.0	17.9	**18.1**	17.9
		25	12	20.5	20.5	20.4	17.0	17.2	17.3	21.3	20.9	21.1	17.9	17.9	17.7
		50	0	20.5	20.4	20.4	17.1	17.2	17.0	21.3	20.9	21.0	17.8	17.9	17.8

This report shall not be reproduced except in full, without the written approval of UL Verification Services Inc.

OUTPUT POWER FOR 5G NR BAND n77 (40.0 MHz)

Bandwidth (MHz)	Modulation	RB Allocation	RB Offset	Conducted Average (dBm)											
				ANT 7			ANT 4			ANT 9			ANT 8		
				648000	656000	664000	648000	656000	664000	648000	656000	664000	648000	656000	664000
				3720.0	3840.0	3960.0	3720.0	3840.0	3960.0	3720.0	3840.0	3960.0	3720.0	3840.0	3960.0
40.0	BPSK	1	0	22.7	22.5	22.1	19.6	18.6	18.3	23.1	22.6	22.8	18.8	18.7	18.5
		1	1	**25.7**	25.5	24.9	21.4	**22.3**	22.0	25.9	25.3	25.3	22.0	**22.8**	22.7
		50	25	25.3	25.5	25.6	21.5	21.5	22.2	**26.0**	25.4	25.5	22.3	22.2	22.2
		100	0	25.0	24.4	24.5	20.8	20.8	21.3	24.9	24.9	24.9	21.4	21.8	21.7
	QPSK	1	0	22.7	22.1	22.1	19.4	18.2	18.4	22.8	22.5	22.4	18.7	19.0	19.3
		1	1	**25.6**	25.2	24.8	21.3	**22.1**	21.9	25.7	25.2	25.2	22.1	22.0	**22.8**
		50	25	25.4	25.4	25.2	22.0	21.7	21.4	**25.8**	25.4	25.4	21.9	22.2	22.1
		100	0	25.1	24.9	24.6	20.3	20.4	20.3	24.9	24.4	24.3	21.0	21.3	21.4
	16QAM	1	0	21.3	22.0	21.5	19.3	18.6	18.0	22.1	21.8	21.8	18.9	18.9	19.6
		1	1	**24.8**	24.0	23.7	20.7	20.5	20.5	24.8	24.3	24.2	**21.4**	21.2	21.2
		50	25	24.1	24.7	24.5	20.7	20.7	**20.8**	**24.8**	24.3	24.3	20.8	21.1	21.1
		100	0	23.0	23.2	23.1	19.8	19.9	19.8	23.9	23.3	23.4	20.3	20.3	20.3
	64QAM	1	0	22.1	22.0	22.9	19.4	18.1	18.1	22.6	22.2	22.0	18.7	18.7	18.8
		1	1	23.1	23.5	23.0	19.6	18.9	19.1	23.6	23.1	23.1	20.0	20.3	20.8
		50	25	22.8	22.6	22.9	19.0	19.0	19.7	23.4	22.9	22.9	19.4	19.6	19.6
		100	0	22.6	22.3	23.0	19.3	18.8	19.0	23.4	22.9	22.9	19.4	19.7	19.7
	256QAM	1	0	20.7	20.7	20.5	**18.0**	17.2	17.9	21.7	21.4	21.3	17.5	18.0	18.2
		1	1	20.4	20.3	20.5	17.3	17.7	17.6	**21.7**	21.5	21.4	18.2	17.3	**18.7**
		50	25	20.6	20.6	20.5	18.0	17.8	16.8	21.6	21.1	21.1	17.6	18.0	17.9
		100	0	20.7	20.4	**20.9**	17.8	17.8	16.8	21.6	21.2	21.2	17.7	18.1	18.1

OUTPUT POWER FOR 5G NR BAND n77 (50.0 MHz)

Bandwidth (MHz)	Modulation	RB Allocation	RB Offset	Conducted Average (dBm)											
				ANT 7			ANT 4			ANT 9			ANT 8		
				648333	656000	663666	648333	656000	663666	648333	656000	663666	648333	656000	663666
				3725.0	3840.0	3955.0	3725.0	3840.0	3955.0	3725.0	3840.0	3955.0	3725.0	3840.0	3955.0
50.0	BPSK	1	0	22.2	22.3	21.8	18.8	18.3	18.2	23.1	22.6	22.7	19.4	18.5	20.2
		1	1	25.2	25.3	24.3	22.1	22.2	21.7	25.8	25.5	25.4	22.7	22.1	**22.8**
		64	32	24.8	**25.6**	25.4	22.1	**22.3**	22.3	**26.0**	25.8	25.7	22.4	22.5	22.6
		128	0	24.6	24.5	25.0	22.0	21.8	21.9	25.5	24.7	24.6	21.8	22.2	22.2
	QPSK	1	0	22.8	22.6	22.2	18.9	18.4	18.5	23.0	22.6	22.7	18.5	18.8	19.0
		1	1	25.6	25.2	25.5	**22.5**	22.2	21.7	25.8	25.3	25.4	22.4	22.3	**22.7**
		64	32	25.3	**25.7**	24.8	22.1	22.3	21.7	**26.0**	25.7	25.6	22.4	22.4	22.5
		128	0	25.2	25.3	24.6	22.2	21.2	20.6	24.9	24.6	24.5	21.3	21.7	21.5
	16QAM	1	0	21.2	21.8	21.4	18.9	18.9	18.3	22.3	21.7	22.0	19.2	20.0	20.0
		1	1	**24.4**	24.0	24.3	21.2	**21.3**	20.7	24.8	24.3	24.4	21.7	**22.1**	21.9
		64	32	24.2	24.4	24.2	21.0	21.2	20.5	**24.9**	24.6	24.6	21.9	22.1	22.1
		128	0	23.3	23.2	23.1	21.2	20.2	19.6	23.9	23.6	23.6	21.2	21.1	21.2
	64QAM	1	0	22.6	22.8	21.9	19.0	19.5	19.6	22.5	22.0	22.3	19.3	19.7	19.5
		1	1	**23.2**	22.5	23.2	20.3	19.2	19.5	**23.7**	23.1	23.3	19.9	20.1	**21.2**
		64	32	22.8	23.0	23.1	20.5	**20.8**	19.7	23.4	23.1	23.0	19.7	20.0	20.0
		128	0	22.7	22.8	23.0	20.6	20.8	19.9	23.4	23.1	23.1	19.7	20.2	20.1
	256QAM	1	0	20.7	20.4	20.4	**17.9**	17.9	17.6	**21.1**	20.7	20.8	18.6	17.3	18.4
		1	1	**20.8**	20.2	20.2	17.9	17.2	17.9	21.1	20.6	20.8	17.8	17.6	**18.7**
		64	32	20.8	20.7	20.2	17.9	17.3	17.2	20.9	20.6	21.0	17.4	17.6	17.6
		128	0	20.6	20.8	20.2	17.9	17.7	17.2	20.8	20.5	20.6	17.5	17.6	17.7

This report shall not be reproduced except in full, without the written approval of UL Verification Services Inc.

OUTPUT POWER FOR 5G NR BAND n77 (60.0 MHz)

Bandwidth (MHz)	Modulation	RB Allocation	RB Offset	Conducted Average (dBm)											
				ANT 7			ANT 4			ANT 9			ANT 8		
				648666	656000	663333	648666	656000	663333	648666	656000	663333	648666	656000	663333
				3730.0	3840.0	3950.0	3730.0	3840.0	3950.0	3730.0	3840.0	3950.0	3730.0	3840.0	3950.0
60.0	BPSK	1	0	22.5	22.9	22.3	19.3	18.8	19.1	23.2	22.8	22.9	18.8	18.5	19.9
		1	1	25.4	24.9	24.5	**22.5**	22.4	22.4	25.9	25.3	25.5	21.9	**22.8**	22.7
		81	40	25.4	**25.7**	25.5	22.1	22.3	21.8	**26.0**	25.6	25.6	22.2	22.5	22.6
		162	0	25.0	25.1	24.8	21.8	21.6	21.5	24.8	24.5	25.0	21.7	22.1	22.2
	QPSK	1	0	22.6	23.1	22.3	18.5	18.4	18.5	23.0	22.6	22.6	19.3	19.1	19.8
		1	1	25.5	25.5	25.1	22.0	**22.5**	22.3	25.7	25.2	25.3	22.6	**22.8**	22.7
		81	40	25.5	**25.7**	24.7	22.1	22.2	21.9	**26.0**	25.6	25.6	22.2	22.6	22.6
		162	0	25.1	25.2	24.4	21.5	21.1	20.9	24.8	24.5	24.5	21.2	21.7	21.6
	16QAM	1	0	21.6	21.3	21.7	19.2	18.6	18.6	22.4	21.9	21.9	18.5	19.0	19.7
		1	1	24.2	24.1	24.1	**21.3**	21.0	21.0	24.7	24.4	24.4	**21.7**	21.3	21.5
		81	40	23.7	**24.7**	24.0	21.1	21.3	21.1	**24.8**	24.5	24.4	21.2	21.6	21.6
		162	0	23.5	23.5	23.0	20.1	20.2	19.9	23.8	23.6	23.5	20.2	20.6	20.7
	64QAM	1	0	21.9	22.3	22.5	18.6	19.3	18.3	22.5	22.3	22.2	19.3	19.8	19.9
		1	1	22.8	**23.5**	23.0	19.8	**20.4**	19.9	**23.6**	23.4	23.3	**20.9**	19.9	20.7
		81	40	22.7	22.8	23.1	20.1	20.1	19.8	23.4	23.0	23.0	20.2	20.6	20.6
		162	0	22.6	22.7	23.0	20.1	20.1	19.9	23.3	23.1	23.0	20.1	20.5	20.7
	256QAM	1	0	21.2	**21.4**	20.7	17.5	17.7	17.4	**21.3**	20.6	20.7	17.4	17.9	18.5
		1	1	20.8	21.4	21.1	17.7	**17.7**	17.6	21.1	20.8	20.7	18.6	18.0	**18.7**
		81	40	21.4	21.4	20.8	17.6	17.6	17.5	20.9	20.5	21.0	17.8	18.0	18.1
		162	0	21.4	**21.4**	20.7	17.6	17.7	17.4	20.9	20.6	20.5	17.7	18.2	18.2

OUTPUT POWER FOR 5G NR BAND n77 (80.0 MHz)

Bandwidth (MHz)	Modulation	RB Allocation	RB Offset	Conducted Average (dBm)											
				ANT 7			ANT 4			ANT 9			ANT 8		
				649333	656000	662666	649333	656000	662666	649333	656000	662666	649333	656000	662666
				3740.0	3840.0	3940.0	3740.0	3840.0	3940.0	3740.0	3840.0	3940.0	3740.0	3840.0	3940.0
80.0	BPSK	1	0	22.9	22.6	22.6	19.1	19.4	18.6	23.3	23.0	22.8	18.4	19.2	19.1
		1	1	25.6	25.1	24.6	22.1	**22.5**	22.2	25.9	25.6	25.3	22.5	22.6	**22.8**
		108	54	**25.7**	25.3	25.2	22.5	21.8	21.7	**25.9**	25.7	25.7	21.9	22.3	22.3
		216	0	25.4	24.8	24.7	22.0	21.8	21.3	24.8	24.5	24.5	21.4	21.9	22.1
	QPSK	1	0	22.8	22.9	22.5	19.8	19.4	18.1	23.2	22.8	22.7	19.1	18.9	19.0
		1	1	25.6	25.4	25.3	**22.3**	22.3	21.9	25.9	25.5	25.3	21.8	**22.6**	22.5
		108	54	**25.7**	25.2	24.9	22.0	22.0	22.0	**26.0**	25.7	25.6	21.8	22.3	22.3
		216	0	25.5	25.1	24.9	21.5	21.4	20.8	24.7	24.6	24.5	20.9	21.4	21.6
	16QAM	1	0	21.5	22.3	22.1	19.9	19.7	19.0	21.8	21.8	21.9	18.6	18.6	19.5
		1	1	24.4	23.8	24.1	21.5	**21.8**	21.7	**24.9**	24.4	24.1	21.5	21.1	**22.0**
		108	54	**24.5**	24.1	23.9	21.6	20.8	21.4	24.3	24.1	24.1	20.9	21.5	21.8
		216	0	23.4	23.1	22.8	21.0	20.8	20.2	23.3	23.1	23.0	20.0	20.5	20.7
	64QAM	1	0	22.2	22.8	22.0	20.0	20.0	19.7	22.8	22.4	22.1	18.8	18.5	18.3
		1	1	23.4	23.2	23.1	20.4	20.1	19.5	**23.7**	23.5	23.2	19.9	19.9	20.0
		108	54	**23.4**	23.1	22.9	20.8	20.8	20.4	23.3	23.0	23.0	19.7	20.2	**20.5**
		216	0	23.4	23.0	22.8	**21.0**	20.8	20.1	23.2	23.0	23.0	19.7	20.2	20.3
	256QAM	1	0	21.4	21.1	20.7	17.3	**18.1**	17.3	**21.4**	21.1	20.7	18.0	18.4	18.6
		1	1	21.0	21.2	20.7	18.1	17.6	17.5	21.3	21.1	21.0	18.6	18.6	**18.7**
		108	54	**21.4**	21.0	20.8	17.5	17.2	17.3	20.8	20.5	20.5	17.5	18.1	18.4
		216	0	21.4	21.0	20.8	17.5	17.3	17.3	20.8	20.6	20.6	17.6	18.1	18.3

This report shall not be reproduced except in full, without the written approval of UL Verification Services Inc.

OUTPUT POWER FOR 5G NR BAND n77 (90.0 MHz)

Bandwidth (MHz)	Modulation	RB Allocation	RB Offset	Conducted Average (dBm)											
				ANT 7			ANT 4			ANT 9			ANT 8		
				649666	656000	662333	649666	656000	662333	649666	656000	662333	649666	656000	662333
				3745.0	3840.0	3935.0	3745.0	3840.0	3935.0	3745.0	3840.0	3935.0	3745.0	3840.0	3935.0
90.0	BPSK	1	0	23.2	23.1	23.0	19.1	19.8	19.1	23.2	22.8	22.7	19.8	19.7	18.9
		1	1	**25.7**	25.4	24.6	**22.5**	22.4	22.0	25.9	25.5	25.4	22.4	22.2	**22.8**
		120	60	25.6	25.4	25.5	22.3	21.9	22.0	**26.0**	25.9	25.8	22.6	22.2	22.7
		240	0	25.6	25.6	25.3	22.2	21.9	21.4	24.9	25.7	24.7	21.6	22.2	22.4
	QPSK	1	0	23.0	23.0	22.7	20.0	19.6	18.5	23.1	22.7	22.7	19.2	19.2	19.1
		1	1	**25.6**	25.4	25.4	22.1	**22.3**	21.6	25.8	25.5	25.3	22.4	21.9	**22.7**
		120	60	25.4	25.4	25.6	21.8	21.9	21.9	**26.0**	25.7	25.7	22.6	22.1	22.6
		240	0	25.4	25.6	25.4	21.7	21.0	21.2	24.8	25.1	24.6	21.1	21.7	21.9
	16QAM	1	0	22.5	22.9	22.9	18.8	19.6	18.8	22.0	21.7	21.6	18.8	19.1	19.1
		1	1	24.7	**25.3**	25.1	21.2	**21.8**	21.3	**24.6**	24.2	24.2	21.1	21.6	**22.0**
		120	60	25.2	25.2	24.8	21.7	21.5	21.1	24.4	24.1	24.1	21.7	21.1	21.5
		240	0	24.2	24.3	23.9	20.7	20.0	20.3	23.3	23.1	23.1	20.8	20.2	20.4
	64QAM	1	0	22.4	22.7	22.3	19.4	19.6	19.6	22.3	22.0	22.0	18.8	18.9	19.3
		1	1	23.7	23.7	**24.0**	**21.0**	20.2	20.2	**23.8**	23.6	22.9	20.1	19.7	**20.8**
		120	60	23.6	23.7	23.3	20.7	20.3	20.0	23.3	23.2	23.2	19.5	20.2	20.6
		240	0	23.6	23.7	23.3	20.6	20.5	20.2	23.3	23.1	23.1	19.5	20.2	20.4
	256QAM	1	0	21.8	**22.2**	21.7	**18.1**	18.1	17.3	21.3	20.9	20.9	18.6	18.0	18.7
		1	1	21.6	22.0	21.1	18.1	17.9	17.7	**21.4**	20.9	20.7	17.7	18.4	**18.7**
		120	60	21.9	21.8	21.4	17.7	17.4	17.0	20.8	20.6	20.7	17.5	18.2	18.6
		240	0	21.6	21.8	21.4	17.7	17.5	17.2	20.8	20.6	20.7	17.7	18.2	18.5

OUTPUT POWER FOR 5G NR BAND n77 (100.0 MHz)

Bandwidth (MHz)	Modulation	RB Allocation	RB Offset	Conducted Average (dBm)											
				ANT 7			ANT 4			ANT 9			ANT 8		
				650000	656000	662000	650000	656000	662000	650000	656000	662000	650000	656000	662000
				3750.0	3840.0	3930.0	3750.0	3840.0	3930.0	3750.0	3840.0	3930.0	3750.0	3840.0	3930.0
100.0	BPSK	1	0	22.7	22.9	23.0	18.6	18.8	18.6	23.2	23.0	22.7	19.5	19.2	19.3
		1	1	**25.7**	25.6	24.8	21.9	22.3	22.4	**26.0**	25.5	25.4	22.2	22.7	22.7
		135	67	25.3	25.6	25.0	21.6	**22.5**	21.9	25.9	25.9	25.9	22.1	22.4	**22.7**
		270	0	24.8	25.5	25.0	22.2	21.7	21.9	24.9	24.7	23.9	21.9	22.5	22.6
	QPSK	1	0	22.7	22.6	22.3	18.1	19.3	18.5	23.1	22.8	22.6	18.5	19.3	19.3
		1	1	**25.4**	25.4	25.3	**22.5**	22.4	21.8	**25.9**	25.5	25.3	22.1	22.6	22.7
		135	67	25.3	25.2	25.0	22.4	22.4	21.7	25.9	25.8	25.8	22.5	22.4	**22.8**
		270	0	25.0	25.2	25.0	22.5	21.1	20.7	24.8	24.7	23.8	21.2	21.8	22.2
	16QAM	1	0	21.8	22.4	21.4	19.1	18.1	18.3	21.9	21.7	22.6	18.8	19.4	19.6
		1	1	24.1	**24.8**	24.5	**21.6**	21.5	21.3	**24.9**	24.3	24.2	21.4	21.5	21.7
		135	67	24.5	24.7	24.4	21.4	21.5	21.5	24.4	24.2	24.3	21.5	21.5	**21.9**
		270	0	23.4	23.6	23.5	20.9	20.9	20.2	23.4	23.2	22.7	20.7	20.4	20.6
	64QAM	1	0	21.7	22.8	22.1	19.5	19.7	19.5	22.6	22.4	21.9	18.8	18.9	18.8
		1	1	23.5	**23.6**	23.0	20.7	20.2	20.5	23.6	23.3	23.2	19.4	20.5	19.8
		135	67	23.0	23.2	22.9	20.4	20.4	20.3	23.3	23.2	23.3	19.6	20.4	**20.8**
		270	0	22.9	23.4	23.1	**20.9**	20.4	20.3	**23.8**	23.2	23.7	19.7	20.4	20.7
	256QAM	1	0	20.8	**21.4**	21.2	17.8	18.2	17.7	21.3	21.1	20.9	17.8	17.7	18.1
		1	1	21.1	21.3	20.8	18.1	**18.3**	17.7	**21.3**	21.0	20.9	17.4	17.9	18.4
		135	67	21.1	**21.4**	20.9	18.0	17.9	17.3	20.8	20.7	20.8	17.4	18.0	**18.4**
		270	0	21.0	21.3	20.9	18.0	17.9	17.2	21.0	20.8	20.9	17.5	18.1	18.3

This report shall not be reproduced except in full, without the written approval of UL Verification Services Inc.

8. CONDUCTED TEST RESULTS

8.1. OCCUPIED BANDWIDTH

RULE PART(S)

FCC: §2.1049

LIMITS

For reporting purposes only.

TEST PROCEDURE

The transmitter output was connected to a calibrated coaxial cable and coupler, the other end of which was connected to a spectrum analyzer. The occupied bandwidth was measured with the spectrum analyzer at the middle channel in each band. The 99% and -26dB bandwidths was also measured and recorded.

RESULTS

There is no limit required and power is the same for low, middle and high channel; therefore, only middle channel was tested. Worst-case plots (highest bandwidth) are reported only.

UL VERIFICATION SERVICES INC. FORM NO: CCSUP4031B
47173 BENICIA STREET, FREMONT, CA 94538, USA TEL: (510) 319-4000 FAX: (510) 661-0888
This report shall not be reproduced except in full, without the written approval of UL Verification Services Inc.

LTE BAND 2

Band	Mode	RB Allocation/RB Offset	f(MHz)	99% BW (MHz)	-26dB BW (MHz)
LTE BAND 2	1.4MHz, QPSK	6/0	1880.0	1.0820	1.220
	1.4MHz, 16QAM	6/0		1.0862	1.227
	3MHz, QPSK	15/0		2.6851	2.922
	3MHz, 16QAM	15/0		2.6827	3.018
	5MHz, QPSK	25/0		4.4860	4.980
	5MHz, 16QAM	25/0		4.4948	4.928
	10MHz, QPSK	50/0		8.9507	9.711
	10MHz, 16QAM	50/0		8.9244	9.577
	15MHz, QPSK	75/0		13.4011	14.387
	15MHz, 16QAM	75/0		13.4068	14.326
	20MHz, QPSK	100/0		17.8044	19.170
	20MHz, 16QAM	100/0		17.8527	19.240

This report shall not be reproduced except in full, without the written approval of UL Verification Services Inc.

LTE BAND 5

Band	Mode	RB Allocation/RB Offset	f(MHz)	99% BW (MHz)	-26dB BW (MHz)
LTE BAND 5	1.4MHz, QPSK	6/0	836.5	1.0819	1.220
	1.4MHz, 16QAM	6/0		1.0874	1.229
	3MHz, QPSK	15/0		2.6883	2.971
	3MHz, 16QAM	15/0		2.6887	2.940
	5MHz, QPSK	25/0		4.5072	4.911
	5MHz, 16QAM	25/0		4.4799	4.900
	10MHz, QPSK	50/0		8.9749	9.709
	10MHz, 16QAM	50/0		8.9431	9.608

5G NR BAND n5

Band	Mode	RB Allocation/RB Offset	f(MHz)	99% BW (MHz)	-26dB BW (MHz)
5G NR Band n5	15MHz, BPSK	75/0	836.5	13.380	14.06
	15MHz, QPSK			13.385	14.25
	15MHz, 16QAM			13.398	13.95
	20MHz, BPSK	100/0		17.858	18.72
	20MHz, QPSK			17.822	18.63
	20MHz, 16QAM			17.817	18.49

LTE BAND 7

Band	Mode	RB Allocation/RB Offset	f(MHz)	99% BW (MHz)	-26dB BW (MHz)
LTE BAND 7	5MHz, QPSK	25/0	2535.0	4.4993	4.932
	5MHz, 16QAM	25/0		4.4884	4.886
	10MHz, QPSK	50/0		8.9384	9.727
	10MHz, 16QAM	50/0		8.9514	9.616
	15MHz, QPSK	75/0		13.3997	14.439
	15MHz, 16QAM	75/0		13.4612	14.521
	20MHz, QPSK	100/0		17.7831	18.753
	20MHz, 16QAM	100/0		17.8067	19.077

UL VERIFICATION SERVICES INC. FORM NO: CCSUP4031B
47173 BENICIA STREET, FREMONT, CA 94538, USA TEL: (510) 319-4000 FAX: (510) 661-0888
This report shall not be reproduced except in full, without the written approval of UL Verification Services Inc.

LTE BAND 12

Band	Mode	RB Allocation/RB Offset	f(MHz)	99% BW (MHz)	-26dB BW (MHz)
LTE BAND 12	1.4MHz, QPSK	6/0	707.5	1.0823	1.215
	1.4MHz, 16QAM	6/0		1.0879	1.229
	3MHz, QPSK	15/0		2.6849	2.952
	3MHz, 16QAM	15/0		2.6832	2.968
	5MHz, QPSK	25/0		4.4922	4.946
	5MHz, 16QAM	25/0		4.4920	4.958
	10MHz, QPSK	50/0		8.9373	9.727
	10MHz, 16QAM	50/0		8.9379	9.760

5G NR BAND n12

Band	Mode	RB Allocation/RB Offset	f(MHz)	99% BW (MHz)	-26dB BW (MHz)
5G NR Band n12	15MHz, BPSK	75/0	707.5	13.392	14.02
	15MHz, QPSK			13.381	14.40
	15MHz, 16QAM			13.385	14.15
	15MHz, QPSK	1/0		0.320	0.474

LTE BAND 13

Band	Mode	RB Allocation/RB Offset	f(MHz)	99% BW (MHz)	-26dB BW (MHz)
LTE BAND 13	5MHz, QPSK	25/0	782.0	4.5185	4.872
	5MHz, 16QAM	25/0		4.4919	4.895
	10MHz, QPSK	50/0		8.9427	9.639
	10MHz, 16QAM	50/0		8.9280	9.635

UL VERIFICATION SERVICES INC. FORM NO: CCSUP4031B
47173 BENICIA STREET, FREMONT, CA 94538, USA TEL: (510) 319-4000 FAX: (510) 661-0888
This report shall not be reproduced except in full, without the written approval of UL Verification Services Inc.

LTE BAND 14

Band	Mode	RB Allocation/RB Offset	f(MHz)	99% BW (MHz)	-26dB BW (MHz)
LTE BAND 14	5MHz, QPSK	25/0	793.0	4.4700	4.871
	5MHz, 16QAM	25/0		4.4871	4.902
	10MHz, QPSK	50/0		8.9293	9.626
	10MHz, 16QAM	50/0		8.9358	9.745

LTE BAND 17

Band	Mode	RB Allocation/RB Offset	f(MHz)	99% BW (MHz)	-26dB BW (MHz)
LTE BAND 17	5MHz, QPSK	25/0	710.0	4.491	4.920
	5MHz, 16QAM	25/0		4.498	4.898
	10MHz, QPSK	50/0		8.936	9.608
	10MHz, 16QAM	50/0		8.925	9.656

This report shall not be reproduced except in full, without the written approval of UL Verification Services Inc.

LTE BAND 25

Band	Mode	RB Allocation/RB Offset	f(MHz)	99% BW (MHz)	-26dB BW (MHz)
LTE BAND 25	1.4MHz, QPSK	6/0	1882.5	1.081	1.215
	1.4MHz, 16QAM	6/0		1.083	1.225
	3MHz, QPSK	15/0		2.685	2.969
	3MHz, 16QAM	15/0		2.677	2.997
	5MHz, QPSK	25/0		4.490	4.872
	5MHz, 16QAM	25/0		4.488	4.869
	10MHz, QPSK	50/0		8.925	9.667
	10MHz, 16QAM	50/0		8.928	9.764
	15MHz, QPSK	75/0		13.362	14.412
	15MHz, 16QAM	75/0		13.434	14.454
	20MHz, QPSK	100/0		17.826	19.123
	20MHz, 16QAM	100/0		17.827	19.295

LTE BAND 26(FCC PART 90S)

Band	Mode	RB Allocation/RB Offset	f(MHz)	99% BW (MHz)	-26dB BW (MHz)
LTE BAND 26	1.4MHz, QPSK	6/0	819.0	1.0862	1.209
	1.4MHz, 16QAM	6/0		1.0878	1.226
	3MHz, QPSK	15/0		2.6840	2.974
	3MHz, 16QAM	15/0		2.6754	2.957
	5MHz, QPSK	25/0		4.5129	4.916
	5MHz, 16QAM	25/0		4.4870	4.900
	10MHz, QPSK	50/0		8.9233	9.664
	10MHz, 16QAM	50/0		8.9369	9.639

This report shall not be reproduced except in full, without the written approval of UL Verification Services Inc.

LTE BAND 30

Band	Mode	RB Allocation/RB Offset	f(MHz)	99% BW (MHz)	-26dB BW (MHz)
LTE BAND 30	5MHz, QPSK	25/0	2310.0	4.516	4.922
	5MHz, 16QAM	25/0		4.4934	4.916
	10MHz, QPSK	50/0		8.931	9.622
	10MHz, 16QAM	50/0		8.9427	9.509

LTE BAND 41

Band	Mode	RB Allocation/RB Offset	f(MHz)	99% BW (MHz)	-26dB BW (MHz)
LTE BAND 41	5MHz, QPSK	25/0	2593.0	4.5117	4.818
	5MHz, 16QAM	25/0		4.4857	4.926
	10MHz, QPSK	50/0		8.9445	9.531
	10MHz, 16QAM	50/0		8.9517	9.709
	15MHz, QPSK	75/0		13.4692	14.115
	15MHz, 16QAM	75/0		13.4280	14.439
	20MHz, QPSK	100/0		17.7867	18.882
	20MHz, 16QAM	100/0		17.8603	19.060

UL VERIFICATION SERVICES INC. FORM NO: CCSUP4031B
47173 BENICIA STREET, FREMONT, CA 94538, USA TEL: (510) 319-4000 FAX: (510) 661-0888
This report shall not be reproduced except in full, without the written approval of UL Verification Services Inc.

5G NR BAND n41

Band	Mode	RB Allocation/RB Offset	f(MHz)	99% BW (MHz)	-26dB BW (MHz)
5G NR Band n41	20MHz, BPSK	50/0	2593.0	17.923	19.15
	20MHz, QPSK			17.916	19.32
	20MHz, 16QAM			17.895	19.33
	40MHz, BPSK	100/0		35.606	37.24
	40MHz, QPSK			35.582	37.64
	40MHz, 16QAM			35.566	37.33
	50MHz, BPSK	128/0		45.577	47.45
	50MHz, QPSK			45.527	47.55
	50MHz, 16QAM			45.687	47.68
	60MHz, BPSK	162/0		57.740	60.02
	60MHz, QPSK			57.595	60.07
	60MHz, 16QAM			57.728	60.17
	80MHz, BPSK	216/0		76.762	79.59
	80MHz, QPSK			76.822	79.75
	80MHz, 16QAM			76.997	79.75
	90MHz, BPSK	240/0		85.249	88.51
	90MHz, QPSK			85.339	88.46
	90MHz, 16QAM			85.407	88.93
	100MHz, BPSK	270/0		96.223	99.47
	100MHz, QPSK			96.157	99.72
	100MHz, 16QAM			95.894	99.65
	100MHz, QPSK	1/0		0.487	0.700

LTE BAND 48

Band	Mode	RB Allocation/RB Offset	f(MHz)	99% BW (MHz)	-26dB BW (MHz)
LTE BAND 48	5MHz, QPSK	25/0	3625.0	4.4781	4.834
	5MHz, 16QAM			4.4816	4.890
	10MHz, QPSK	50/0		8.9210	9.598
	10MHz, 16QAM			8.9359	9.709
	15MHz, QPSK	75/0		13.4147	14.062
	15MHz, 16QAM			13.3886	14.422
	20MHz, QPSK	100/0		17.871	18.260
	20MHz, 16QAM			17.8736	19.139
	20MHz, QPSK	1/0		0.3206	0.5278

UL VERIFICATION SERVICES INC. FORM NO: CCSUP4031B
47173 BENICIA STREET, FREMONT, CA 94538, USA TEL: (510) 319-4000 FAX: (510) 661-0888
This report shall not be reproduced except in full, without the written approval of UL Verification Services Inc.

LTE BAND 66

Band	Mode	RB Allocation/RB Offset	f(MHz)	99% BW (MHz)	-26dB BW (MHz)
LTE BAND 66	1.4MHz, QPSK	6/0	1745.0	1.0823	1.214
	1.4MHz, 16QAM	6/0		1.0867	1.231
	3MHz, QPSK	15/0		2.6783	2.988
	3MHz, 16QAM	15/0		2.6903	2.982
	5MHz, QPSK	25/0		4.4982	5.021
	5MHz, 16QAM	25/0		4.5083	4.938
	10MHz, QPSK	50/0		8.9426	9.619
	10MHz, 16QAM	50/0		8.9481	9.550
	15MHz, QPSK	75/0		13.3918	14.458
	15MHz, 16QAM	75/0		13.4000	14.315
	20MHz, QPSK	100/0		17.8413	19.151
	20MHz, 16QAM	100/0		17.9063	19.216

LTE BAND 71

Band	Mode	RB Allocation/RB Offset	f(MHz)	99% BW (MHz)	-26dB BW (MHz)
LTE BAND 71	5MHz, QPSK	25/0	680.5 (5MHz & 15MHz) 683 (10MHz & 20MHz)	4.484	4.869
	5MHz, 16QAM	25/0		4.493	4.885
	10MHz, QPSK	50/0		8.941	9.748
	10MHz, 16QAM	50/0		8.942	9.708
	15MHz, QPSK	75/0		13.411	14.425
	15MHz, 16QAM	75/0		13.431	14.572
	20MHz, QPSK	100/0		17.863	19.151
	20MHz, 16QAM	100/0		17.825	19.109

UL VERIFICATION SERVICES INC. FORM NO: CCSUP4031B
47173 BENICIA STREET, FREMONT, CA 94538, USA TEL: (510) 319-4000 FAX: (510) 661-0888
This report shall not be reproduced except in full, without the written approval of UL Verification Services Inc.

5G NR BAND n77

Band	Mode	RB Allocation/RB Offset	f(MHz)	99% BW (MHz)	-26dB BW (MHz)
5G NR Band n77	20MHz, BPSK	50/0	3840.0	17.848	19.25
	20MHz, QPSK			17.842	19.06
	20MHz, 16QAM			17.865	19.22
	40MHz, BPSK	100/0		35.744	37.59
	40MHz, QPSK			35.636	37.52
	40MHz, 16QAM			35.664	37.51
	50MHz, BPSK	128/0		45.768	47.70
	50MHz, QPSK			45.586	47.64
	50MHz, 16QAM			45.676	47.82
	60MHz, BPSK	162/0		57.720	60.17
	60MHz, QPSK			57.833	59.90
	60MHz, 16QAM			57.728	60.11
	80MHz, BPSK	216/0		77.031	80.00
	80MHz, QPSK			76.927	80.04
	80MHz, 16QAM			77.046	79.72
	90MHz, BPSK	240/0		85.444	88.72
	90MHz, QPSK			85.574	88.72
	90MHz, 16QAM			85.447	88.91
	100MHz, BPSK	270/0		96.477	99.61
	100MHz, QPSK			96.406	99.65
	100MHz, 16QAM			96.378	99.58
	100MHz, QPSK	1/0		0.486	0.699

This report shall not be reproduced except in full, without the written approval of UL Verification Services Inc.

8.1.1. **LTE BAND 2**

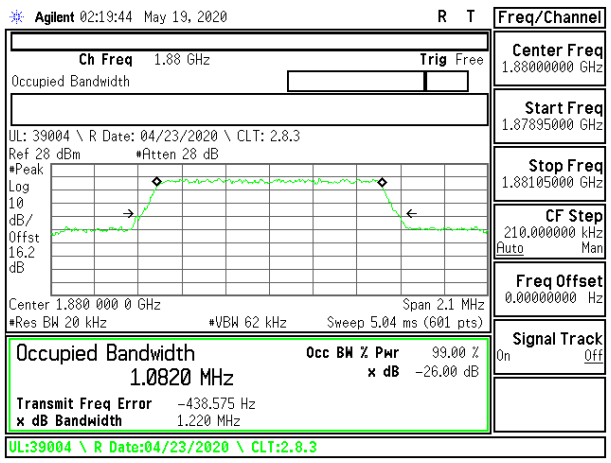

LTE B2 1.4MHz QPSK Middle Channel RB6-0

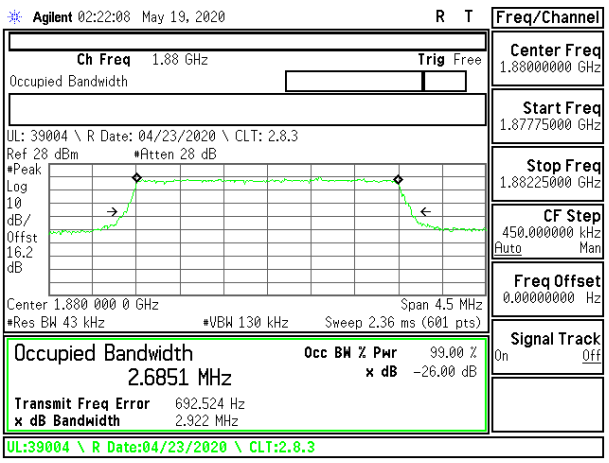

LTE B2 3MHz QPSK Middle Channel RB25-0

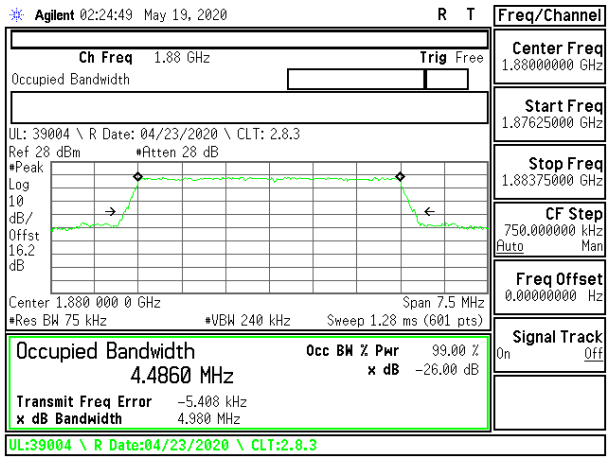

LTE B2 5MHz QPSK Middle Channel RB25-0

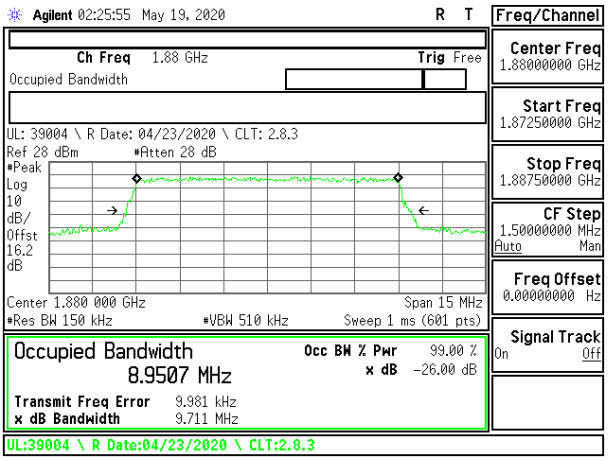

LTE B2 10MHz QPSK Middle Channel RB50-0

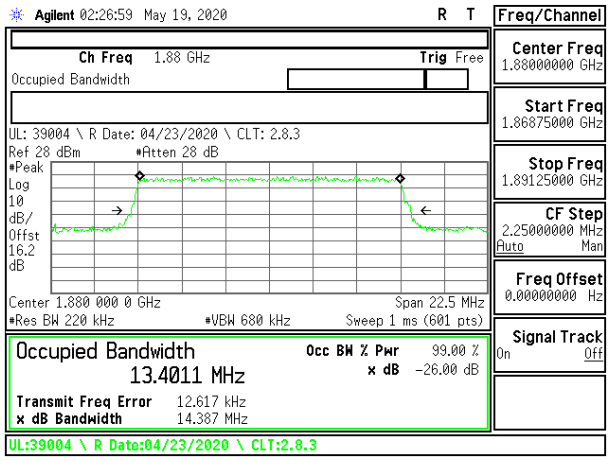

LTE B2 15MHz QPSK Middle Channel RB75-0

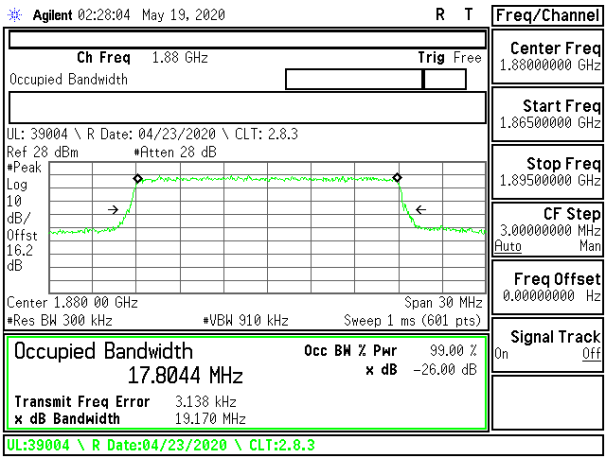

LTE B2 20MHz QPSK Middle Channel RB100-0

UL VERIFICATION SERVICES INC. FORM NO: CCSUP4031B
47173 BENICIA STREET, FREMONT, CA 94538, USA TEL: (510) 319-4000 FAX: (510) 661-0888
This report shall not be reproduced except in full, without the written approval of UL Verification Services Inc.

8.1.2. **LTE BAND 5**

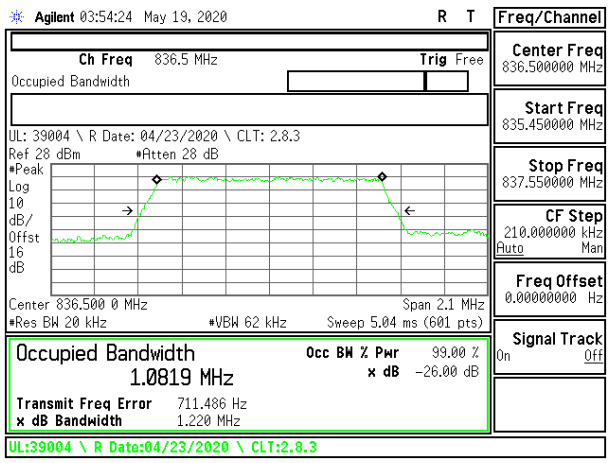

LTE B5 1.4MHz QPSK Middle Channel RB6-0

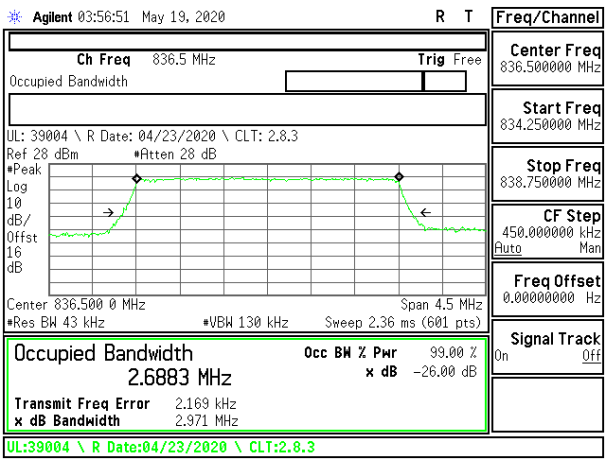

LTE B5 3MHz QPSK Middle Channel RB25-0

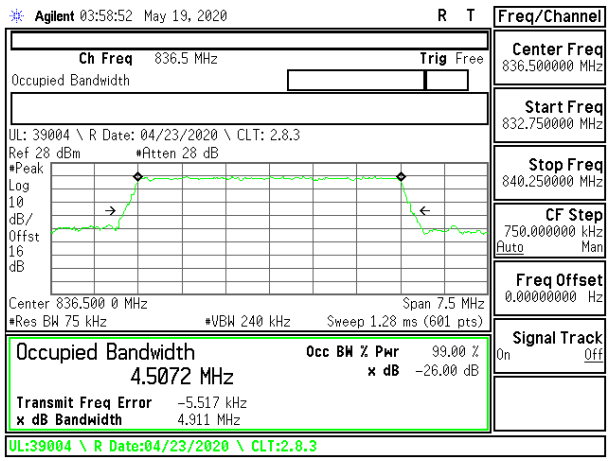

LTE B5 5MHz QPSK Middle Channel RB25-0

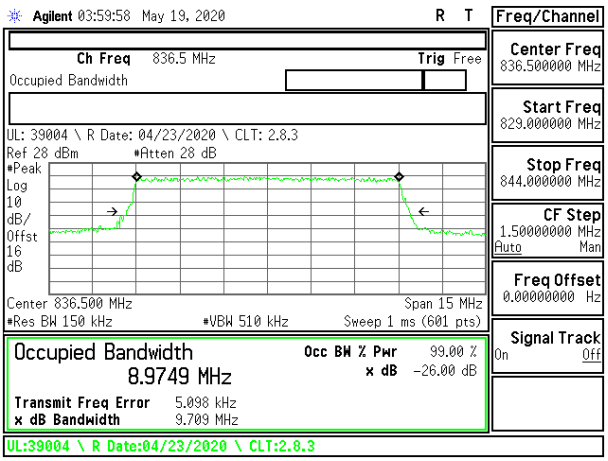

LTE B5 10MHz QPSK Middle Channel RB50-0

8.1.3. **5G NR BAND n5**

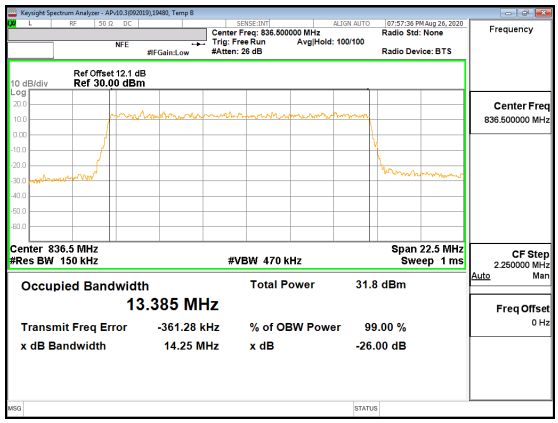

5G NR Band n5 15MHz QPSK Middle Channel RB75-0

This report shall not be reproduced except in full, without the written approval of UL Verification Services Inc.

8.1.4. **LTE BAND 7**

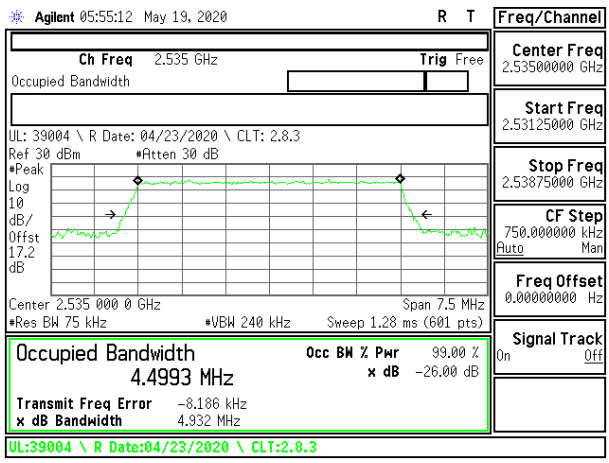

LTE B7 5MHz QPSK Middle Channel RB25-0

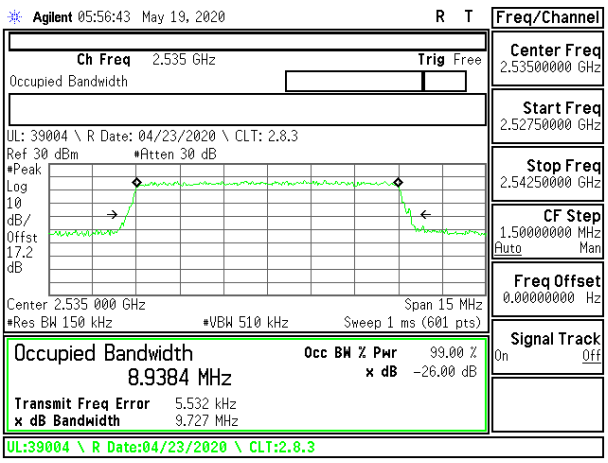

LTE B7 10MHz QPSK Middle Channel RB50-0

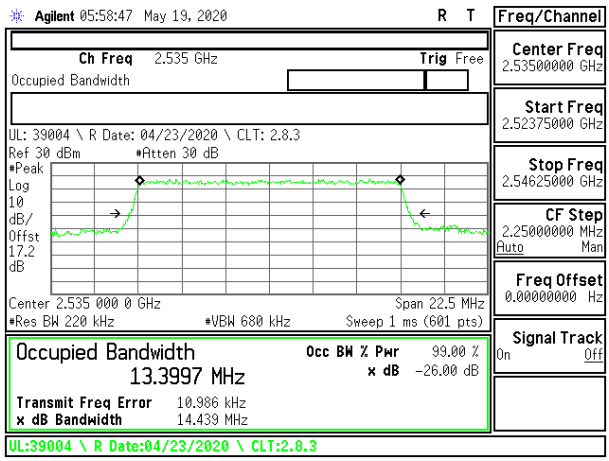

LTE B7 15MHz QPSK Middle Channel RB75-0

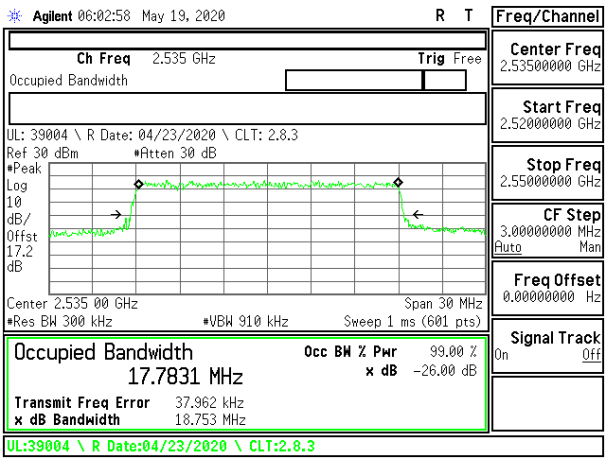

LTE B7 20MHz QPSK Middle Channel RB100-0

UL VERIFICATION SERVICES INC. FORM NO: CCSUP4031B
47173 BENICIA STREET, FREMONT, CA 94538, USA TEL: (510) 319-4000 FAX: (510) 661-0888
This report shall not be reproduced except in full, without the written approval of UL Verification Services Inc.

8.1.5. **LTE BAND 12**

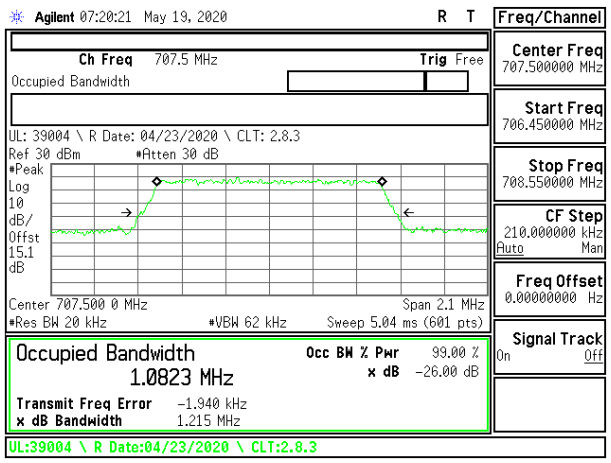

LTE B12 1.4MHz QPSK Middle Channel RB6-0

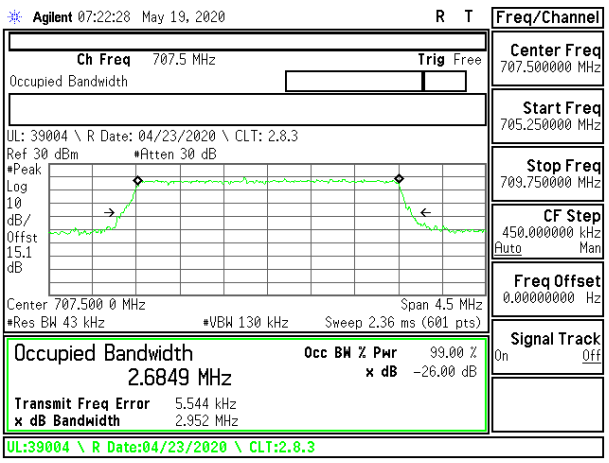

LTE B12 3MHz QPSK Middle Channel RB25-0

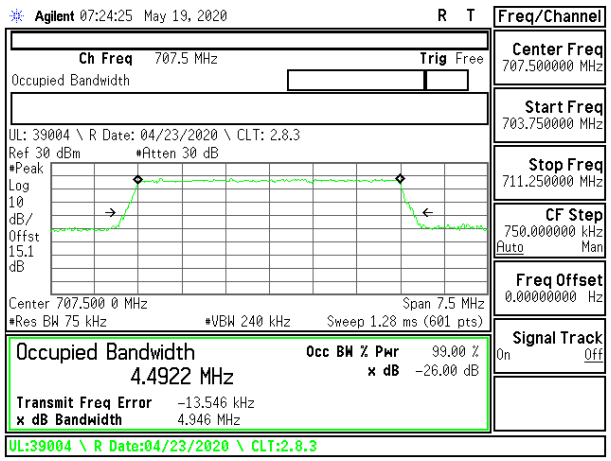

LTE B12 5MHz QPSK Middle Channel RB25-0

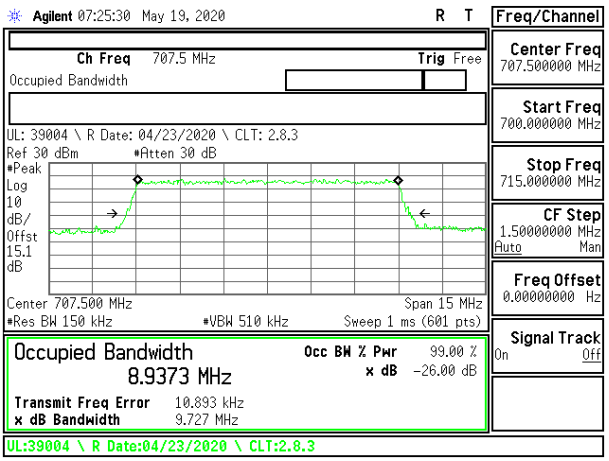

LTE B12 10MHz QPSK Middle Channel RB50-0

8.1.6. **5G NR BAND n12**

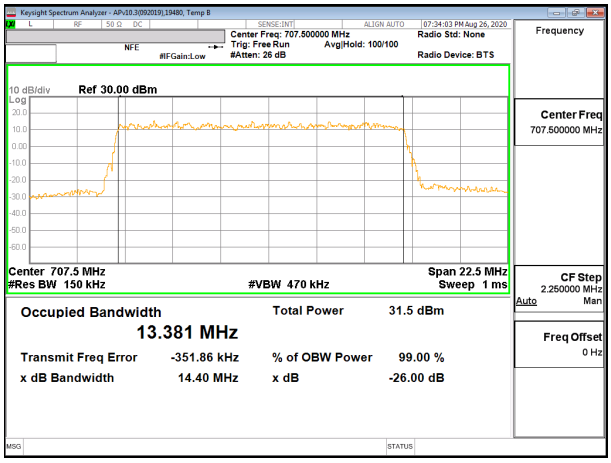

5G NR Band n12 15MHz QPSK Middle Channel RB75-0

This report shall not be reproduced except in full, without the written approval of UL Verification Services Inc.

8.1.7. **LTE BAND 13**

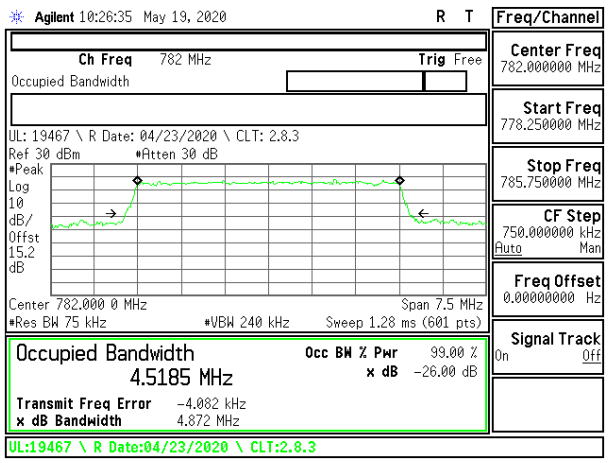

LTE B13 5MHz QPSK Middle Channel RB25-0

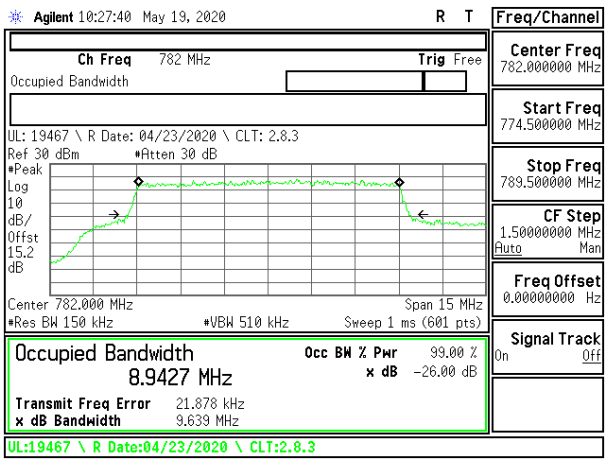

LTE B13 10MHz QPSK Middle Channel RB50-0

8.1.8. **LTE BAND 14**

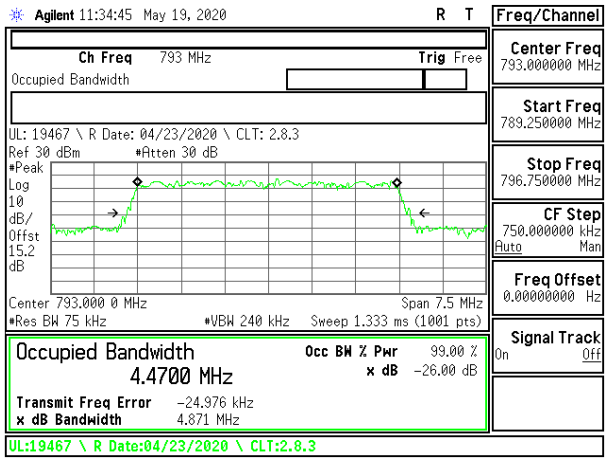

LTE B14 5MHz QPSK Middle Channel RB25-0

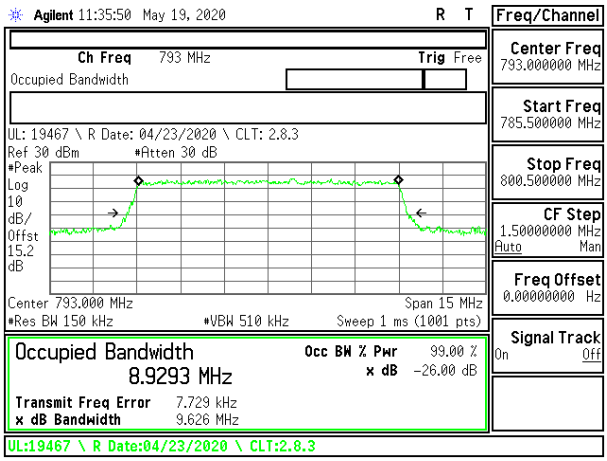

LTE B14 10MHz QPSK Middle Channel RB50-0

UL VERIFICATION SERVICES INC. FORM NO: CCSUP4031B
47173 BENICIA STREET, FREMONT, CA 94538, USA TEL: (510) 319-4000 FAX: (510) 661-0888
This report shall not be reproduced except in full, without the written approval of UL Verification Services Inc.

8.1.9. **LTE BAND 17**

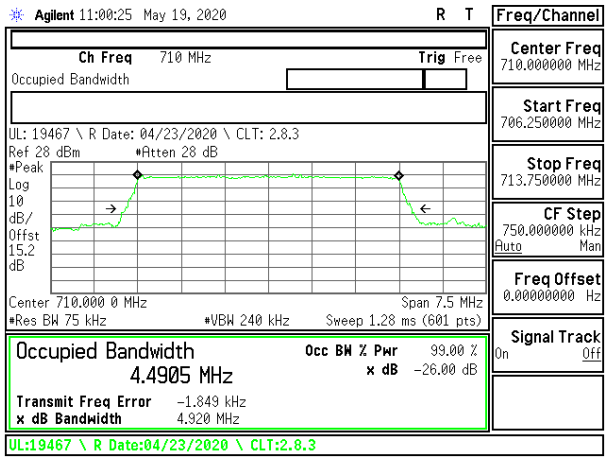

LTE B17 5MHz QPSK Middle Channel RB25-0

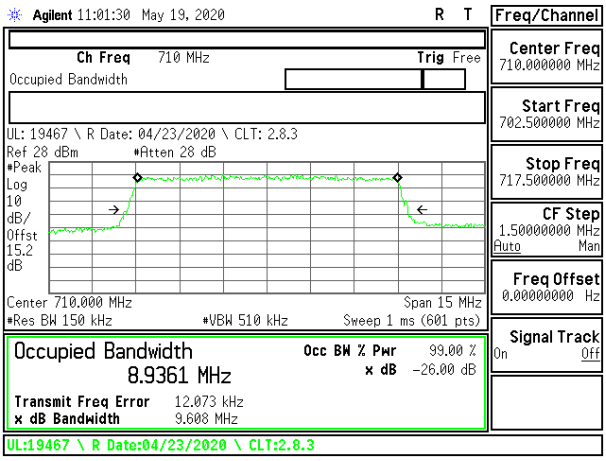

LTE B17 10MHz QPSK Middle Channel RB50-0

UL VERIFICATION SERVICES INC. FORM NO: CCSUP4031B
47173 BENICIA STREET, FREMONT, CA 94538, USA TEL: (510) 319-4000 FAX: (510) 661-0888
This report shall not be reproduced except in full, without the written approval of UL Verification Services Inc.

8.1.10. LTE BAND 25

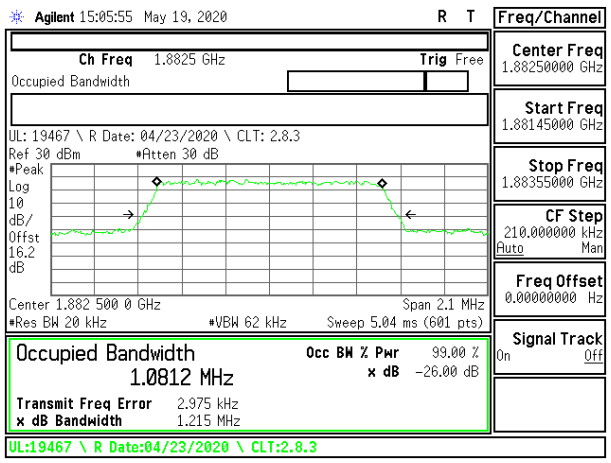

LTE B25 1.4MHz QPSK Middle Channel RB6-0

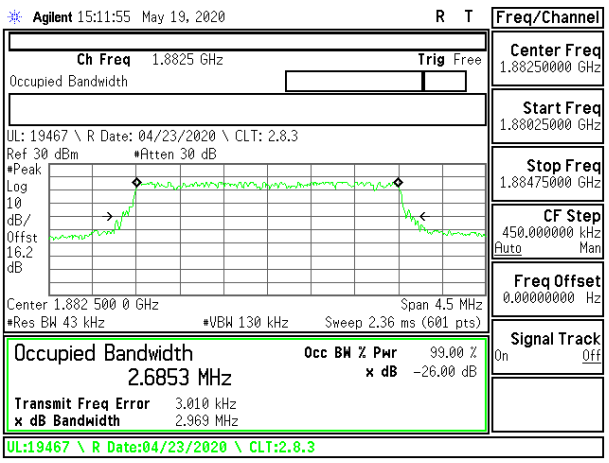

LTE B25 3MHz QPSK Middle Channel RB25-0

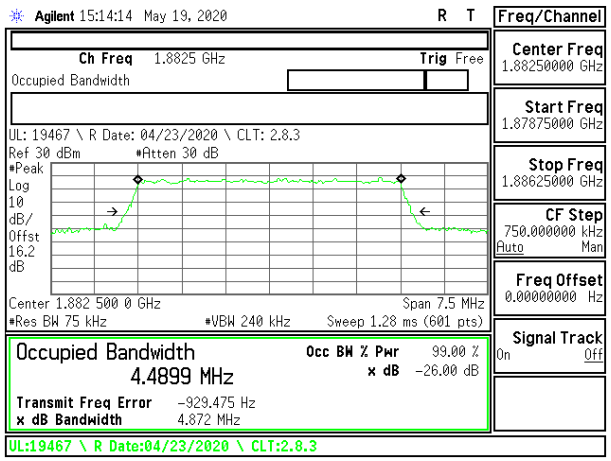

LTE B25 5MHz QPSK Middle Channel RB25-0

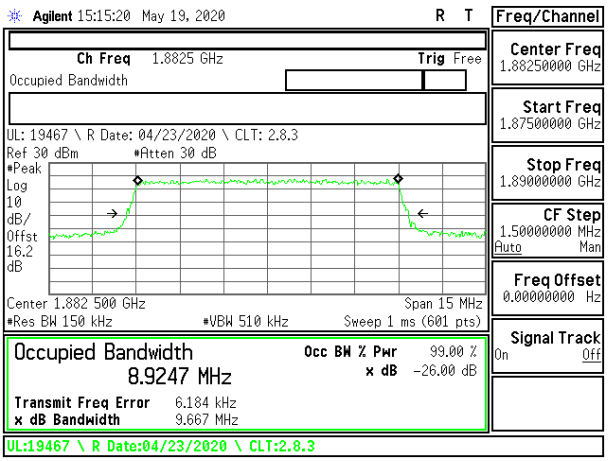

LTE B25 10MHz QPSK Middle Channel RB50-0

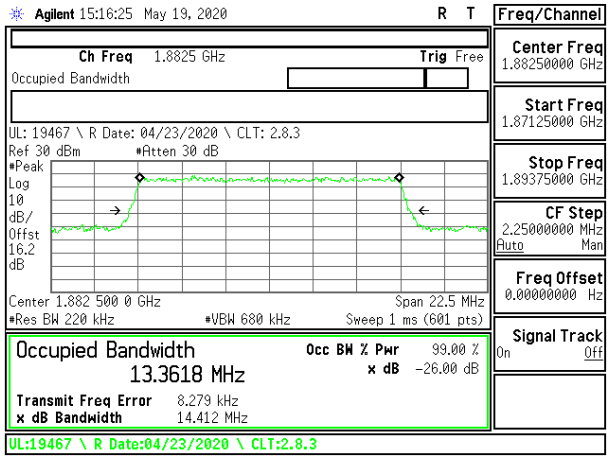

LTE B25 15MHz QPSK Middle Channel RB75-0

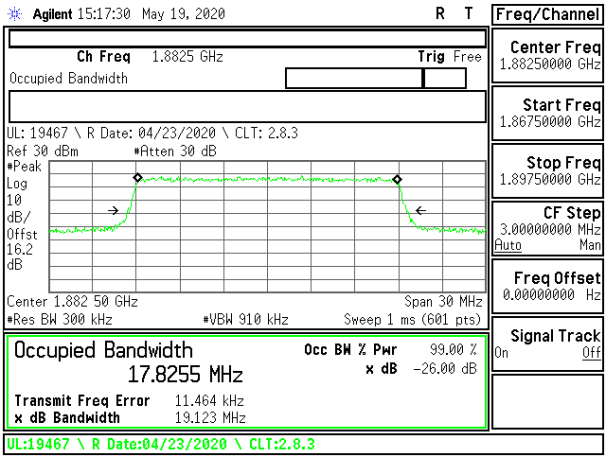

LTE B25 20MHz QPSK Middle Channel RB100-0

UL VERIFICATION SERVICES INC. FORM NO: CCSUP4031B
47173 BENICIA STREET, FREMONT, CA 94538, USA TEL: (510) 319-4000 FAX: (510) 661-0888
This report shall not be reproduced except in full, without the written approval of UL Verification Services Inc.

8.1.11. LTE BAND 26 (FCC PART 90S)

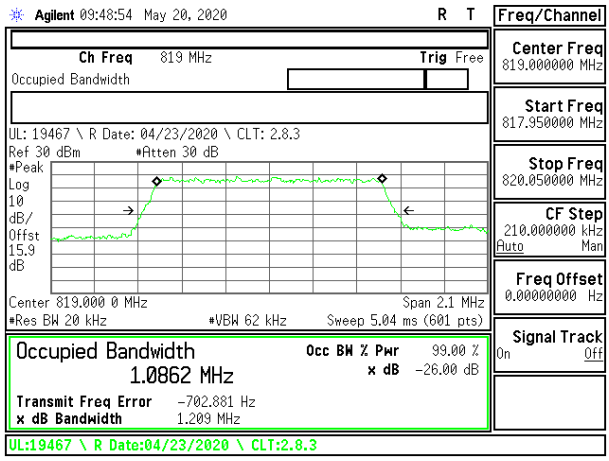

LTE B26 1.4MHz QPSK Middle Channel RB6-0

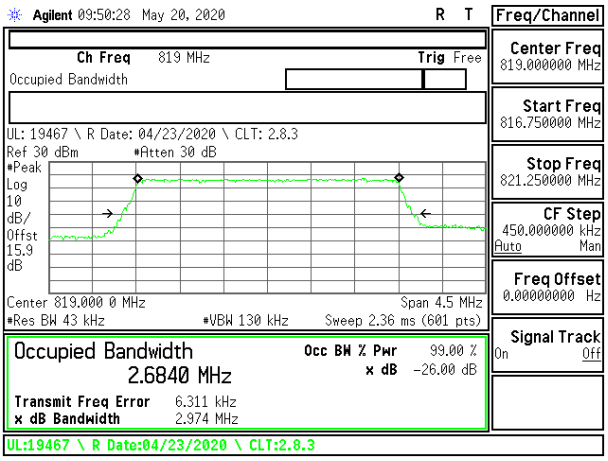

LTE B26 3MHz QPSK Middle Channel RB25-0

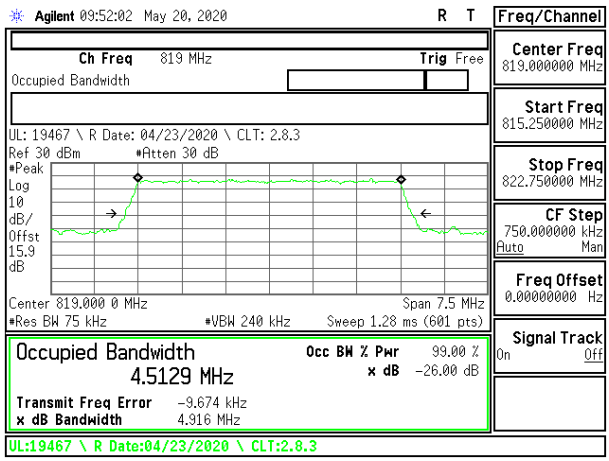

LTE B26 5MHz QPSK Middle Channel RB25-0

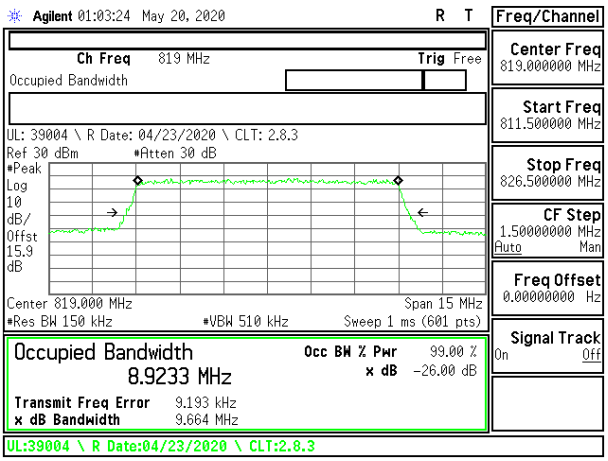

LTE B26 10MHz QPSK Middle Channel RB50-0

UL VERIFICATION SERVICES INC. FORM NO: CCSUP4031B
47173 BENICIA STREET, FREMONT, CA 94538, USA TEL: (510) 319-4000 FAX: (510) 661-0888
This report shall not be reproduced except in full, without the written approval of UL Verification Services Inc.

8.1.12. LTE BAND 30

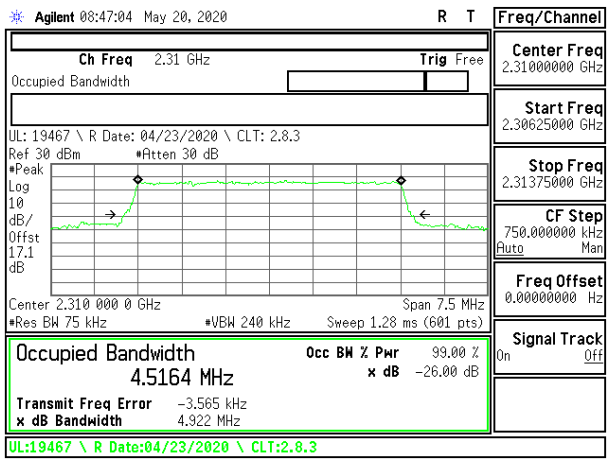

LTE B30 5MHz QPSK Middle Channel RB25-0

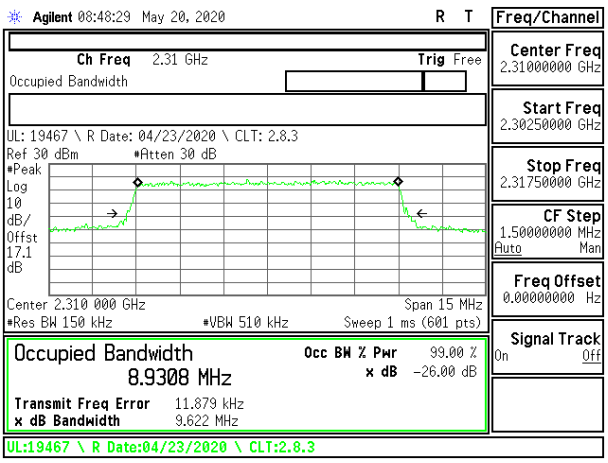

LTE B30 10MHz QPSK Middle Channel RB50-0

UL VERIFICATION SERVICES INC. FORM NO: CCSUP4031B
47173 BENICIA STREET, FREMONT, CA 94538, USA TEL: (510) 319-4000 FAX: (510) 661-0888
This report shall not be reproduced except in full, without the written approval of UL Verification Services Inc.

8.1.13. **LTE BAND 41**

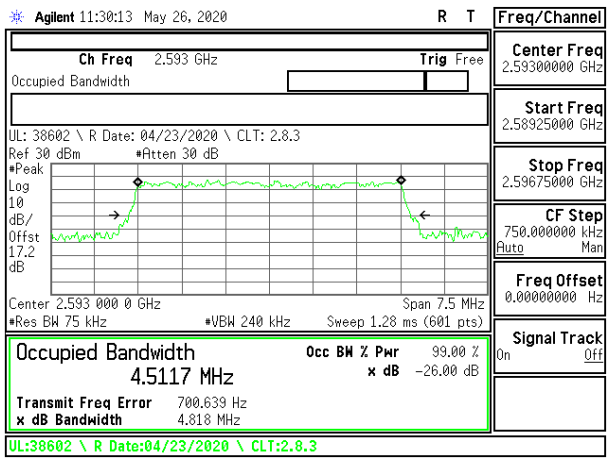

LTE B41 5MHz QPSK Middle Channel RB25-0

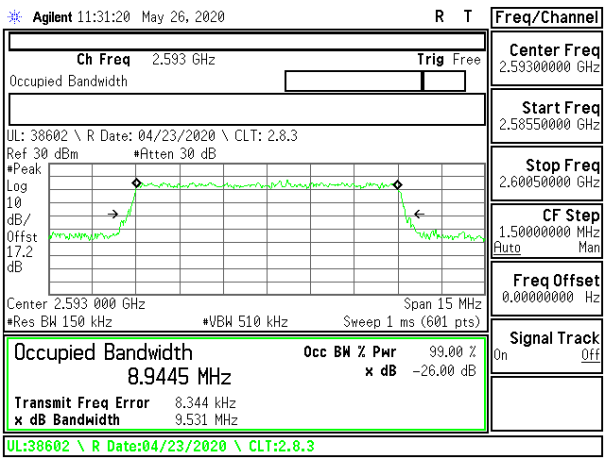

LTE B41 10MHz QPSK Middle Channel RB50-

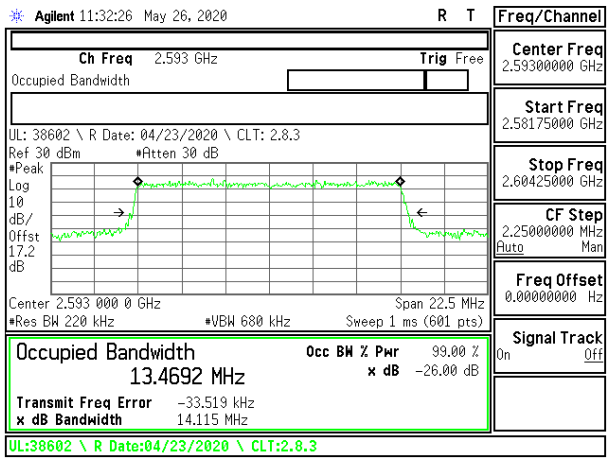

LTE B41 15MHz QPSK Middle Channel RB75-

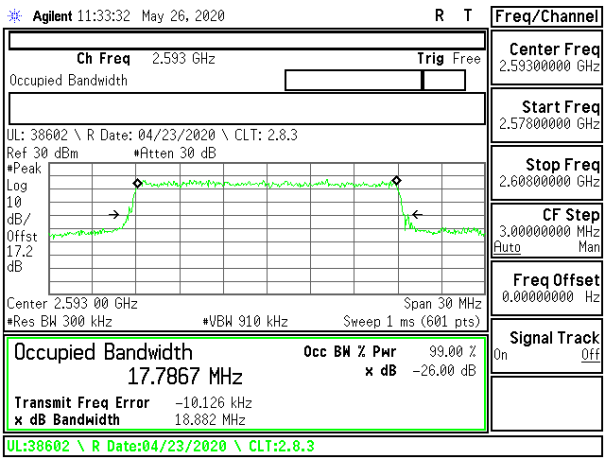

LTE B41 20MHz QPSK Middle Channel RB100-0

UL VERIFICATION SERVICES INC. FORM NO: CCSUP4031B
47173 BENICIA STREET, FREMONT, CA 94538, USA TEL: (510) 319-4000 FAX: (510) 661-0888
This report shall not be reproduced except in full, without the written approval of UL Verification Services Inc.

8.1.14. 5G NR BAND n41

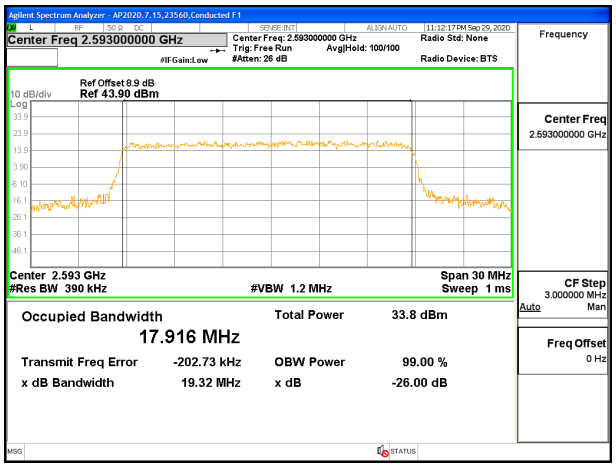

5G NR Band n41 20MHz QPSK Middle Channel RB50-0

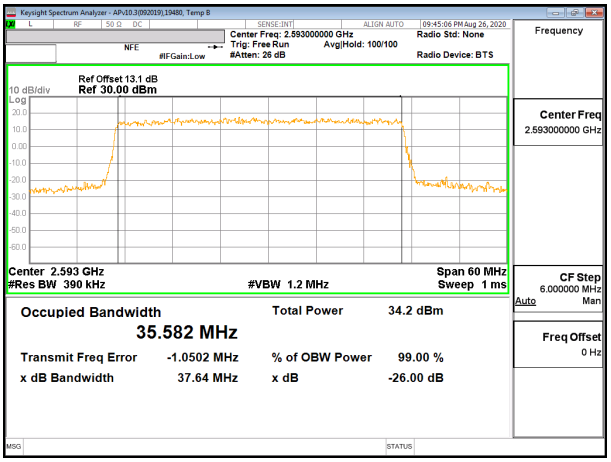

5G NR Band n41 40MHz QPSK Middle Channel RB100-0

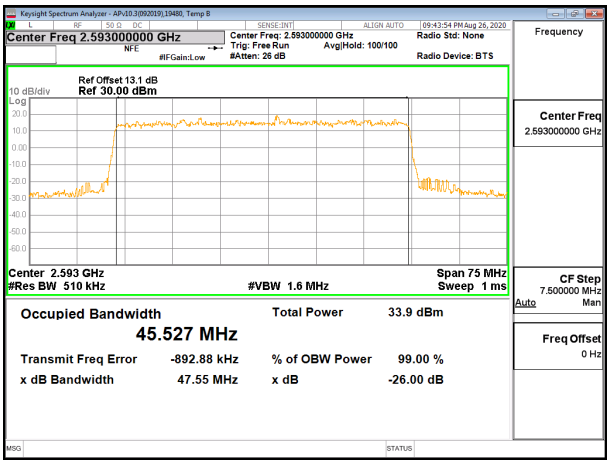

5G NR Band n41 50MHz QPSK Middle Channel RB128-0

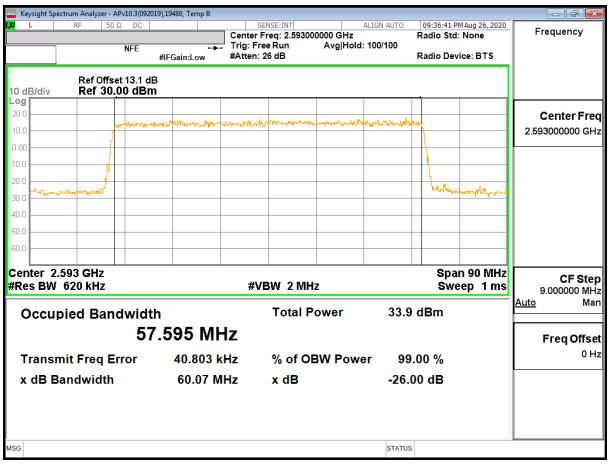

5G NR Band n41 60MHz QPSK Middle Channel RB162-0

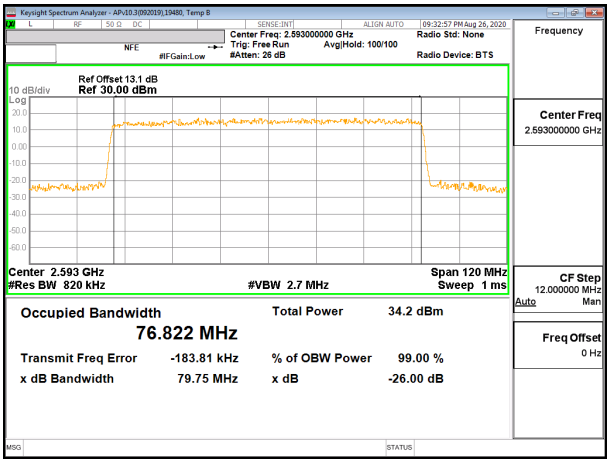

5G NR Band n41 80MHz QPSK Middle Channel RB216-0

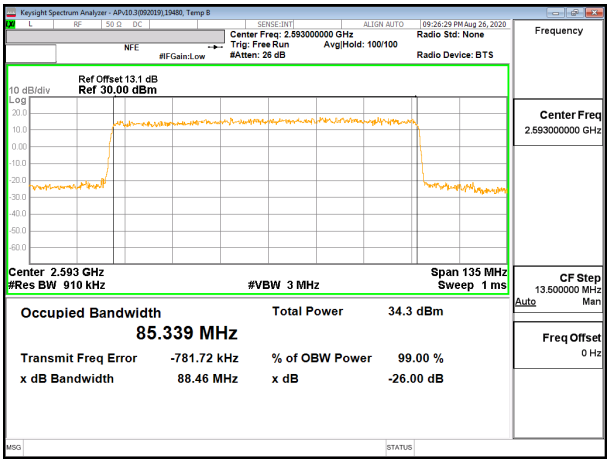

5G NR Band n41 90MHz QPSK Middle Channel RB240-0

UL VERIFICATION SERVICES INC. FORM NO: CCSUP4031B
47173 BENICIA STREET, FREMONT, CA 94538, USA TEL: (510) 319-4000 FAX: (510) 661-0888
This report shall not be reproduced except in full, without the written approval of UL Verification Services Inc.

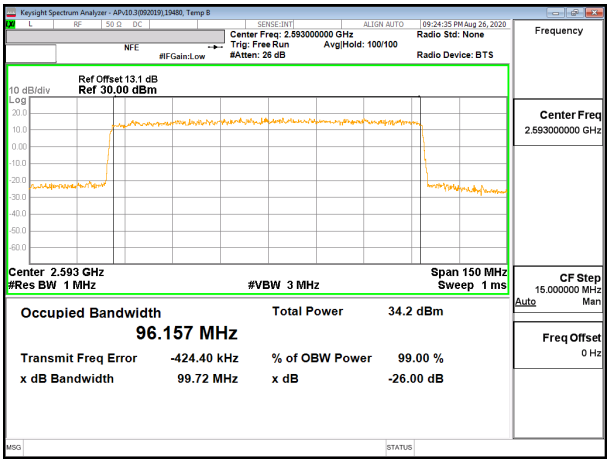

5G NR Band n41 100MHz QPSK Middle Channel RB270-0

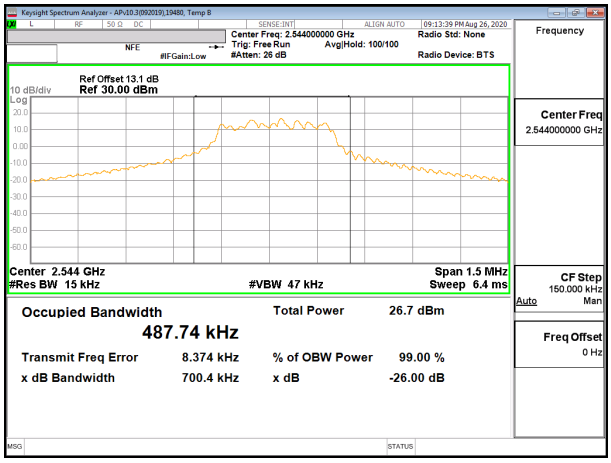

5G NR Band n41 100MHz QPSK Middle Channel RB1-0

UL VERIFICATION SERVICES INC.
47173 BENICIA STREET, FREMONT, CA 94538, USA TEL: (510) 319-4000

This report shall not be reproduced except in full, without the written approval of UL Verification Services Inc.

8.1.15. LTE BAND 48

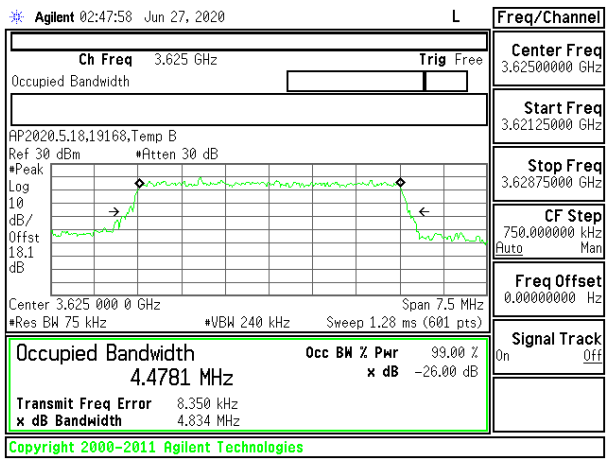

LTE B48 5MHz QPSK Middle Channel RB25-0

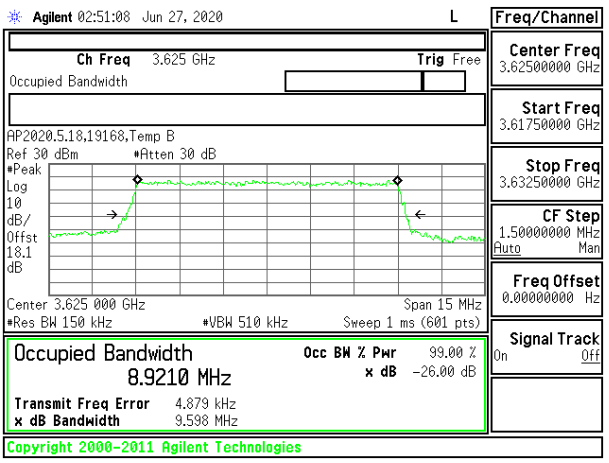

LTE B48 10MHz QPSK Middle Channel RB50-0

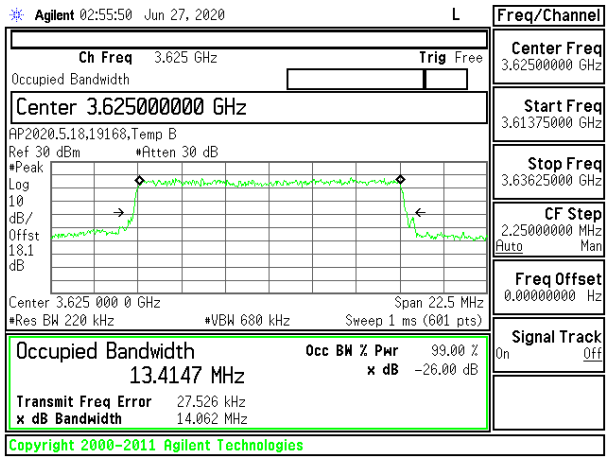

LTE B48 15MHz QPSK Middle Channel RB75-0

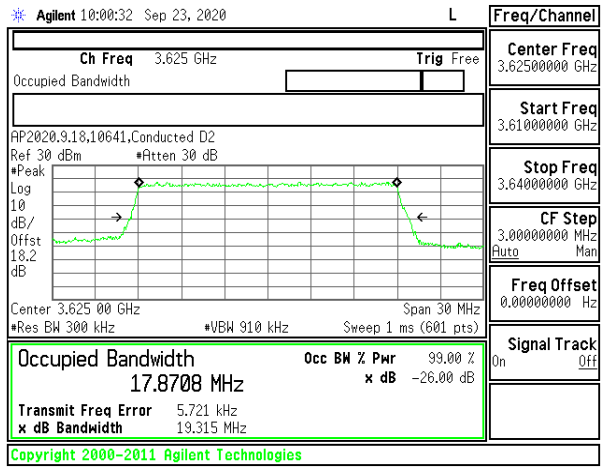

LTE B48 20MHz QPSK Middle Channel RB100-0

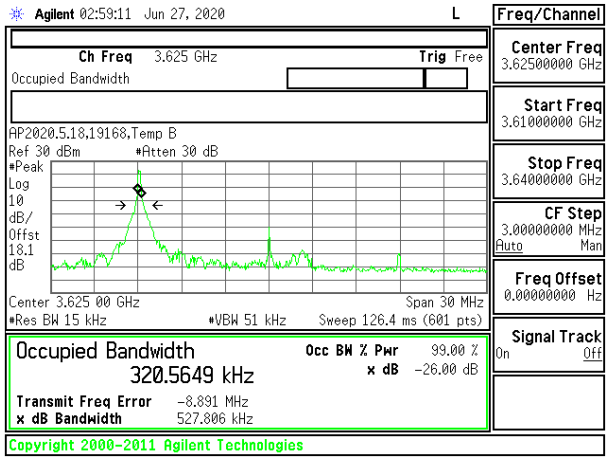

LTE B48 20MHz QPSK Middle Channel RB1-0

This report shall not be reproduced except in full, without the written approval of UL Verification Services Inc.

8.1.16. LTE BAND 66

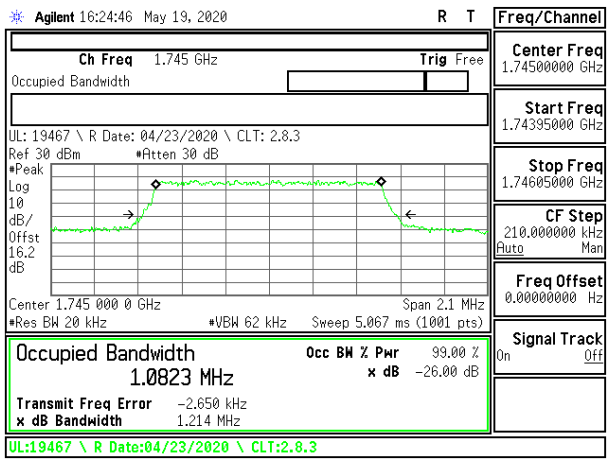

LTE B66 1.4MHz QPSK Middle Channel RB6-0

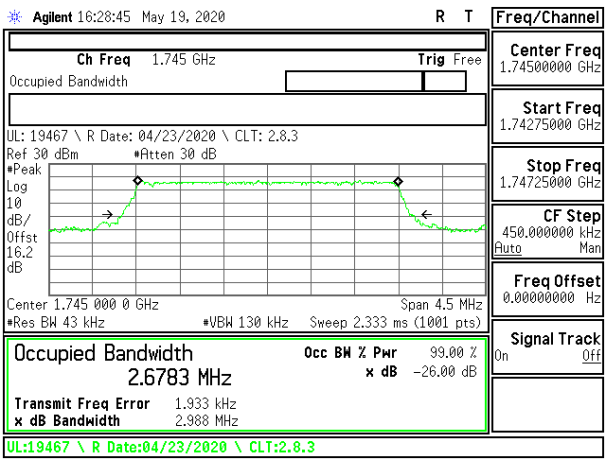

LTE B66 3MHz QPSK Middle Channel RB25-0

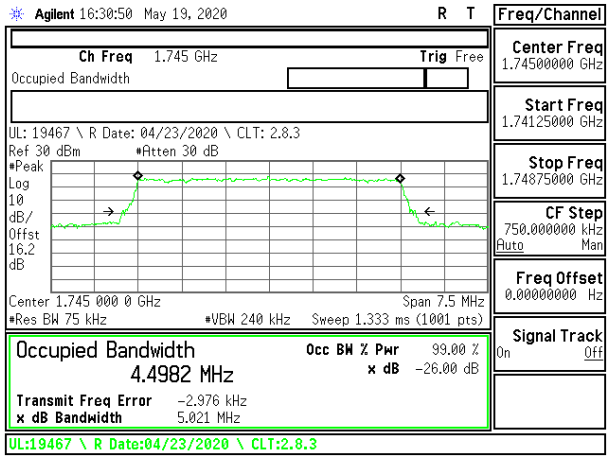

LTE B66 5MHz QPSK Middle Channel RB25-0

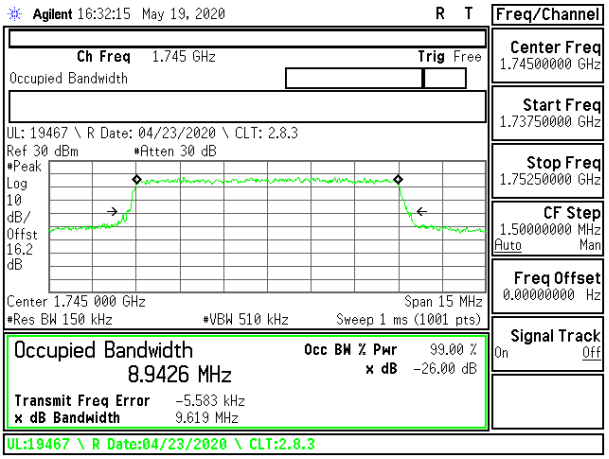

LTE B66 10MHz QPSK Middle Channel RB50-0

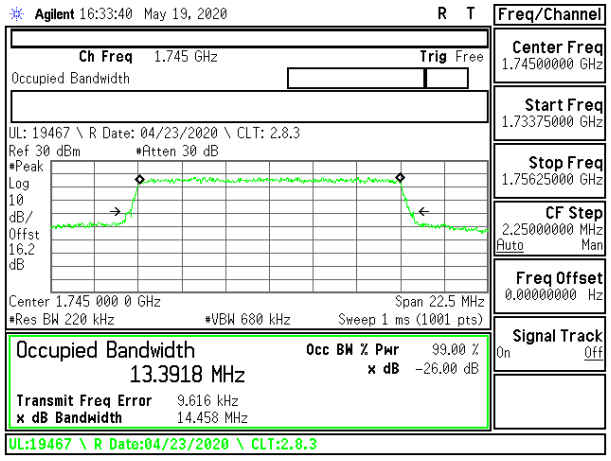

LTE B66 15MHz QPSK Middle Channel RB75-0

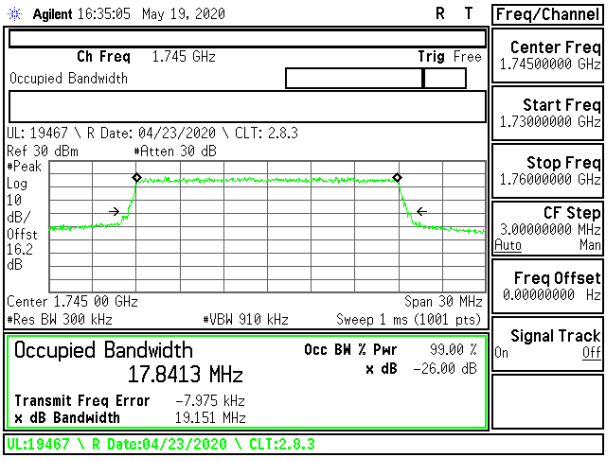

LTE B66 20MHz QPSK Middle Channel RB100-0

UL VERIFICATION SERVICES INC. FORM NO: CCSUP4031B
47173 BENICIA STREET, FREMONT, CA 94538, USA TEL: (510) 319-4000 FAX: (510) 661-0888
This report shall not be reproduced except in full, without the written approval of UL Verification Services Inc.

8.1.17. **LTE BAND 71**

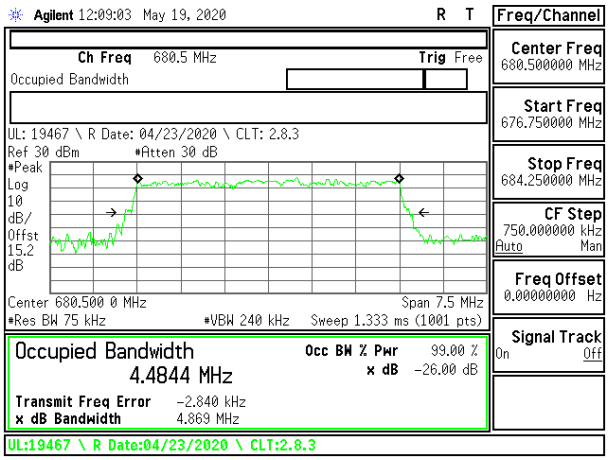

LTE B71 5MHz QPSK Middle Channel RB25-0

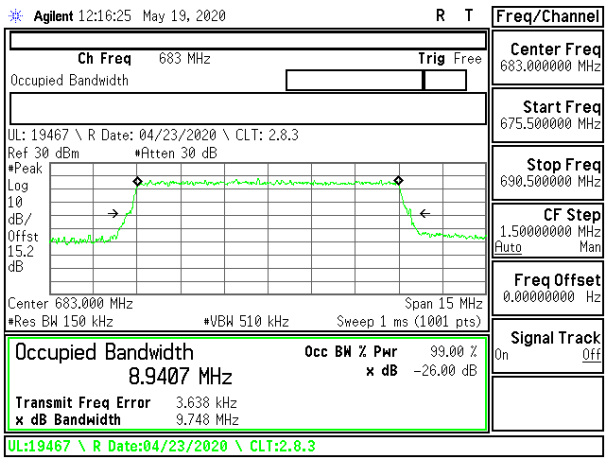

LTE B71 10MHz QPSK Middle Channel RB50-0

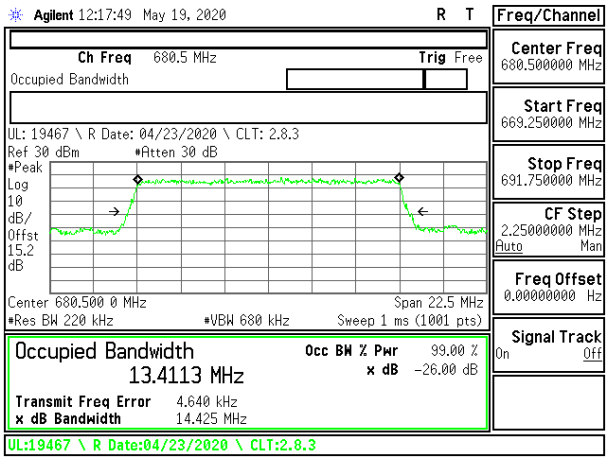

LTE B71 15MHz QPSK Middle Channel RB75-0

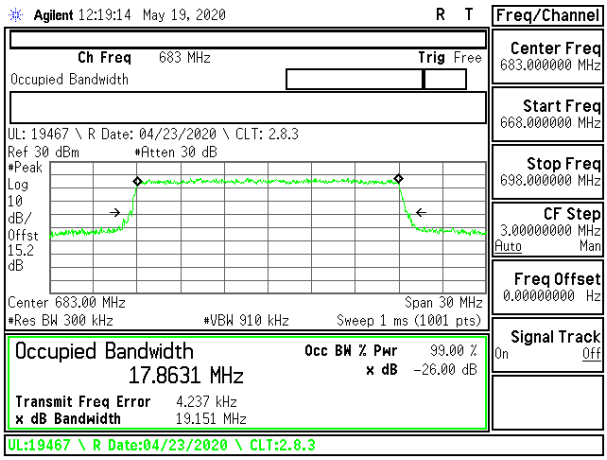

LTE B71 20MHz QPSK Middle Channel RB100-0

UL VERIFICATION SERVICES INC. FORM NO: CCSUP4031B
47173 BENICIA STREET, FREMONT, CA 94538, USA TEL: (510) 319-4000 FAX: (510) 661-0888
This report shall not be reproduced except in full, without the written approval of UL Verification Services Inc.

8.1.18. 5G NR BAND n77

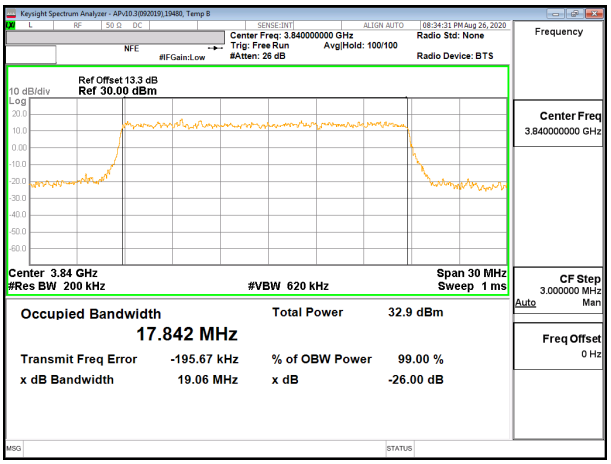

5G NR Band n77 20MHz QPSK Middle Channel RB50-0

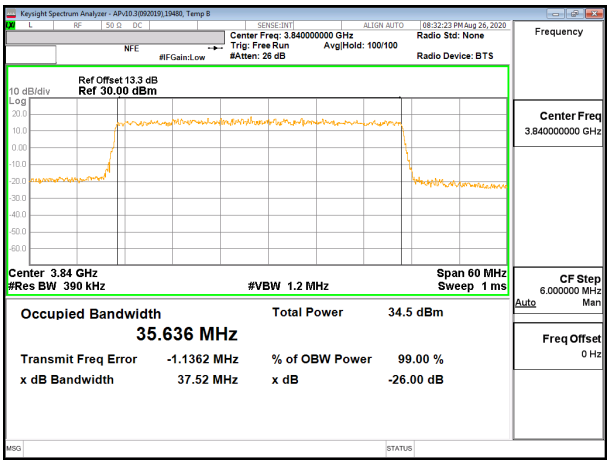

5G NR Band n77 40MHz QPSK Middle Channel RB100-0

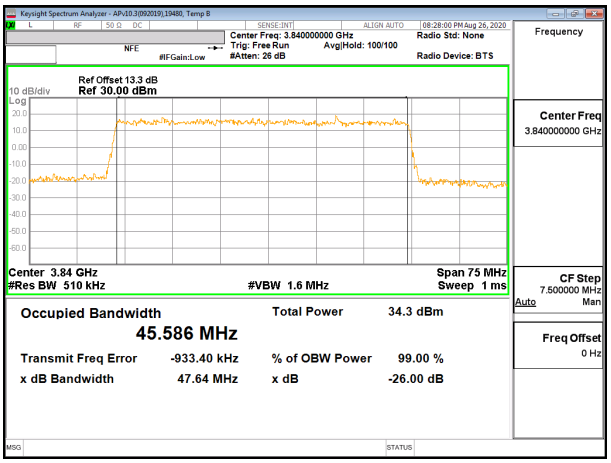

5G NR Band n77 50MHz QPSK Middle Channel RB128-0

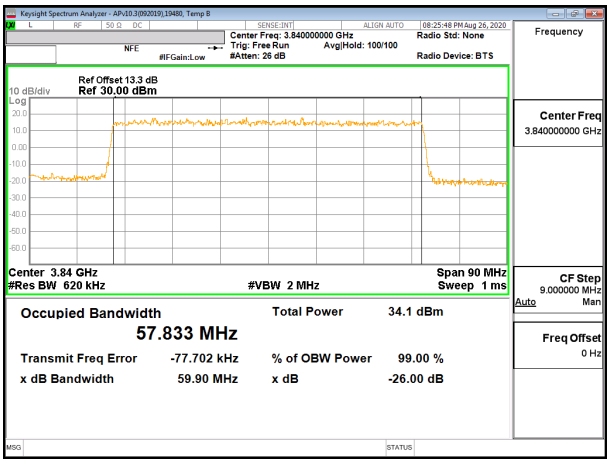

5G NR Band n77 60MHz QPSK Middle Channel RB162-0

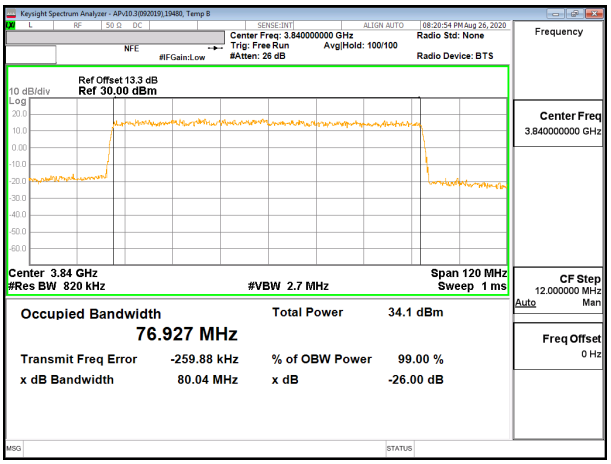

5G NR Band n77 80MHz QPSK Middle Channel RB216-0

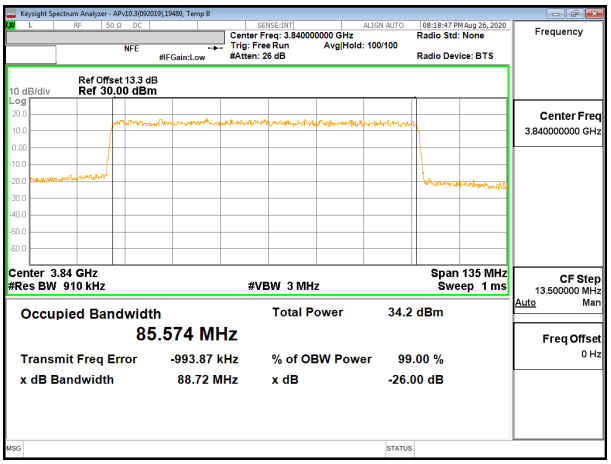

5G NR Band n77 90MHz QPSK Middle Channel RB240-0

UL VERIFICATION SERVICES INC. FORM NO: CCSUP4031B
47173 BENICIA STREET, FREMONT, CA 94538, USA TEL: (510) 319-4000 FAX: (510) 661-0888
This report shall not be reproduced except in full, without the written approval of UL Verification Services Inc.

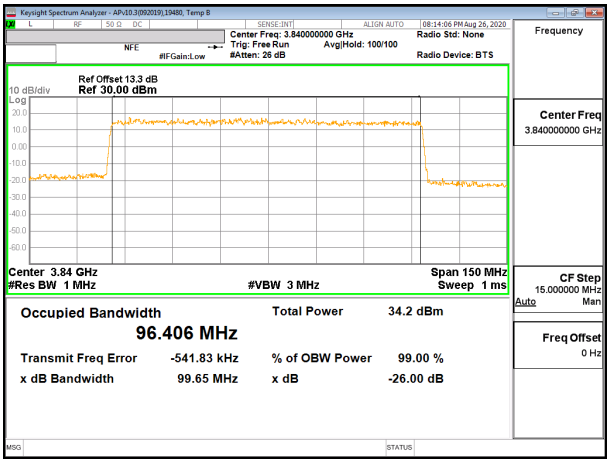

5G NR Band n77 100MHz QPSK Middle Channel RB270-0

This report shall not be reproduced except in full, without the written approval of UL Verification Services Inc.

8.2. BAND EDGE AND EMISSION MASK

TEST PROCEDURE

The transmitter output was connected to a CMW500Test Set and configured to operate at maximum power. The band edge emissions were measured at the required operating frequencies in each band on the Spectrum Analyzer.

For each band edge measurement:

1. Set the spectrum analyzer span to include the block edge frequency.
2. Set a marker to point the corresponding band edge frequency in each test case.
3. Set display line at -13 dBm
4. Set resolution bandwidth to at least 1% of emission bandwidth.

TEST PROCEDURE (FCC LTE BAND 14)

(b)ACP measurement procedure. The following are the procedures for making the transmitter ACP measurements. For all measurements modulate the transmitter as it would be modulated in normal operating conditions. For time division multiple access (TDMA) systems, the measurements are to be made under TDMA operation only during time slots when the transmitter is active. All measurements are made at the transmitter's output port. If a transmitter has an integral antenna, a suitable power coupling device shall be used to couple the RF signal to the measurement instrument. The coupling device shall substantially maintain the proper transmitter load impedance. The ACP measurements may be made with a spectrum analyzer capable of making direct ACP measurements. “Measurement bandwidth”, as used for non-swept measurements, implies an instrument that measures the power in many narrow bandwidths equal to the nominal resolution bandwidth and integrates these powers to determine the total power in the specified measurement bandwidth.

(1)Setting reference level. Set transmitter to maximum output power. Using a spectrum analyzer capable of ACP measurements, set the measurement bandwidth to the channel size. For example, for a 6.25 kHz transmitter set the measurement bandwidth to 6.25 kHz. Set the frequency offset of the measurement bandwidth to zero and adjust the center frequency of the instrument to the assigned center frequency to measure the average power level of the transmitter. Record this power level in dBm as the “reference power level.”

(2)Non-swept power measurement. Using a spectrum analyzer capable of ACP measurements, set the mesurement bandwidth and frequency offset from the assigned center frequency as shown in the tables in §90.543 (a) above. Any value of resolution bandwidth may be used as long as it does not exceed 2 percent of the specified measurement bandwidth. Measure the power level in dBm. These measurements should be made at maximum power. Calculate ACP by substracting the reference power level measured in (b)(1) from the measurements made in this step. The absolute value of the calculated ACP must be greater than or equal to the absolute value of the ACP given in the table for each condition above.

(3)Swept power measurement. Set a spectrum analyzer to 30 kHz resolution bandwidth, 1 MHz video bandwidth and average, sample, or RMS detection. Set the reference level of the spectrum analyzer to the RMS value of the transmitter power. Sweep above and below the carrier frequency to the limits defined in the tables. Calculate ACP by substracting the reference power level measured in (b)(1) from the measurements made in this step. The absolute value of the calculated ACP must be greater than or equal to the absolute value of the ACP given in the table for each condition above.

TEST PROCEDURE (FCC LTE BAND 7, 41)

(m)(6) Measurement procedure. Compliance with these rules is based on the use of measurement instrumentation employing a resolution bandwidth of 1 megahertz or greater. However, in the 1 MHz bands immediately outside and adjacent to the frequency block a resolution bandwidth of at least one percent of the emission bandwidth of the fundamental emission of the transmitter may be employed; for mobile digital stations, in the 1 megahertz bands immediately outside and adjacent to the frequency block a resolution bandwidth of at least two percent may be employed, except when the 1 megahertz band is 2495-2496 MHz, in which case a resolution bandwidth of at least one percent may be employed. A narrower resolution bandwidth is permitted in all cases to improve measurement accuracy provided the measured power is integrated over the full required measurement bandwidth (i.e. 1 megahertz or 1 percent of emission

This report shall not be reproduced except in full, without the written approval of UL Verification Services Inc.

bandwidth, as specified; or 1 megahertz or 2 percent for mobile digital stations, except in the band 2495-2496 MHz). The emission bandwidth is defined as the width of the signal between two points, one below the carrier center frequency and one above the carrier center frequency, outside of which all emissions are attenuated at least 26 dB below the transmitter power. With respect to television operations, measurements must be made of the separate visual and aural operating powers at sufficiently frequent intervals to ensure compliance with the rules.

TEST PROCEDURE (FCC LTE BAND 30, BAND 40)

(5) Measurement procedure. Compliance with these rules is based on the use of measurement instrumentation employing a resolution bandwidth of 1 MHz or greater. However, in the 1 MHz bands immediately outside and adjacent to the channel blocks at 2305, 2310, 2315, 2320, 2345, 2350, 2355, and 2360 MHz, a resolution bandwidth of at least 1 percent of the emission bandwidth of the fundamental emission of the transmitter may be employed. A narrower resolution bandwidth is permitted in all cases to improve measurement accuracy provided the measured power is integrated over the full required measurement bandwidth (*i.e.,* 1 MHz). The emission bandwidth is defined as the width of the signal between two points, one below the carrier center frequency and one above the carrier center frequency, outside of which all emissions are attenuated at least 26 dB below the transmitter power.

TEST PROCEDURE (FCC LTE BAND 48)

(i) Compliance with this provision is based on the use of measurement instrumentation employing a resolution bandwidth of 1 megahertz or greater. However, in the 1 megahertz bands immediately outside and adjacent to the licensee's authorized frequency channel, a resolution bandwidth of no less than one percent of the fundamental emission bandwidth may be employed. A narrower resolution bandwidth is permitted in all cases to improve measurement accuracy provided the measured power is integrated over the full reference bandwidth (i.e., 1 MHz or 1 percent of emission bandwidth, as specified). The emission bandwidth is defined as the width of the signal between two points, one below the carrier center frequency and one above the carrier center frequency, outside of which all emissions are attenuated at least 26 dB below the transmitter power.

(ii) When measuring unwanted emissions to demonstrate compliance with the limits, the CBSD and End User Device nominal carrier frequency/channel shall be adjusted as close to the licensee's authorized frequency block edges, both upper and lower, as the design permits.

(iii) Compliance with emission limits shall be demonstrated using either average (RMS)-detected or peak-detected power measurement techniques.

RESULTS

UL VERIFICATION SERVICES INC. FORM NO: CCSUP4031B
47173 BENICIA STREET, FREMONT, CA 94538, USA TEL: (510) 319-4000 FAX: (510) 661-0888
This report shall not be reproduced except in full, without the written approval of UL Verification Services Inc.

8.2.1. LTE BAND 2 BANDEDGE

LIMITS

FCC: §24.238
The power of any emission outside of the authorized operating frequency ranges must be attenuated below the transmitting power (P) by a factor of at least 43 + 10 log (P) dB.

This report shall not be reproduced except in full, without the written approval of UL Verification Services Inc.

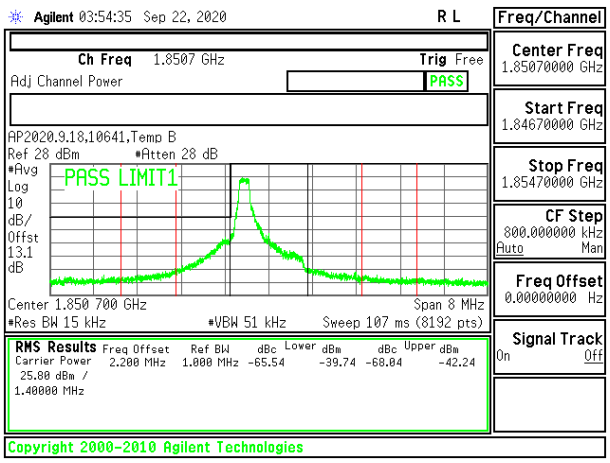

LTE B2 1.4MHz QPSK Low Channel RB1-0

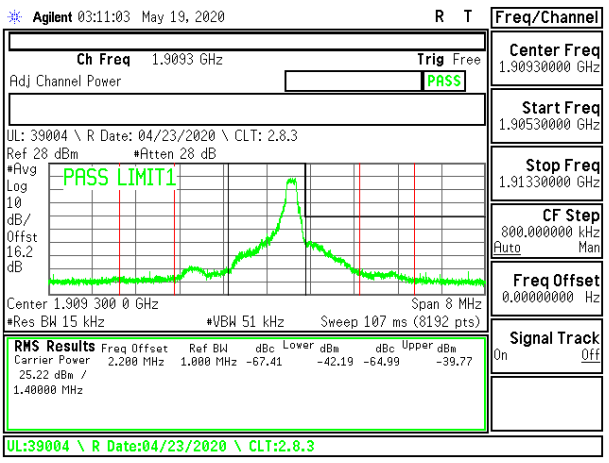

LTE B2 1.4MHz QPSK High Channel RB1-5

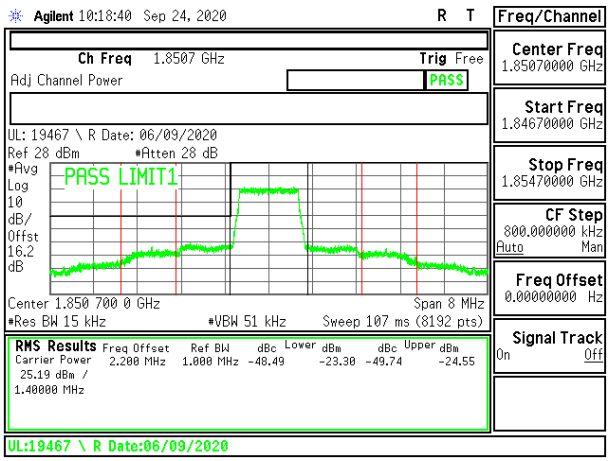

LTE B2 1.4MHz QPSK Low Channel RB6-0

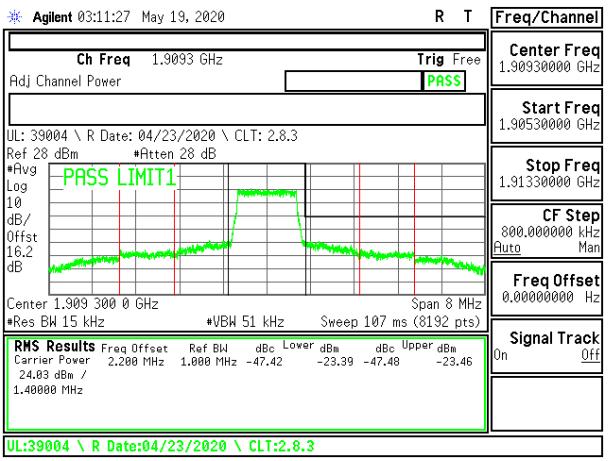

LTE B2 1.4MHz QPSK High Channel RB6-0

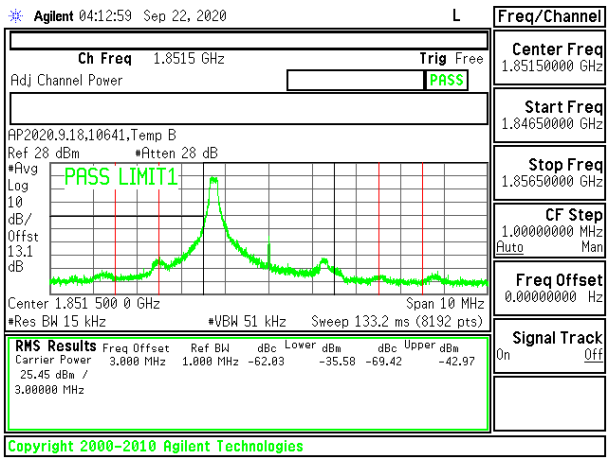

LTE B2 3MHz QPSK Low Channel RB1-0

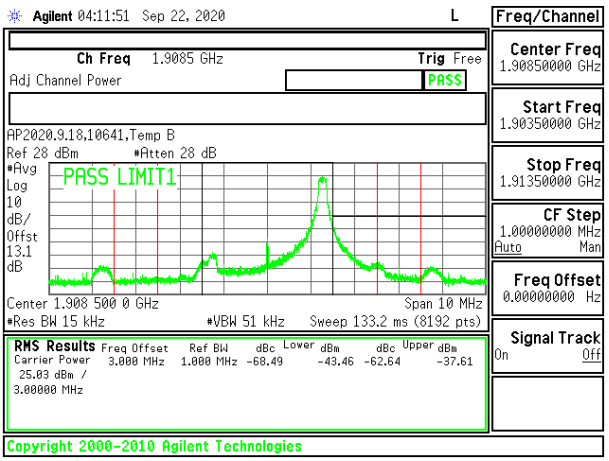

LTE B2 3MHz QPSK High Channel RB1-14

This report shall not be reproduced except in full, without the written approval of UL Verification Services Inc.

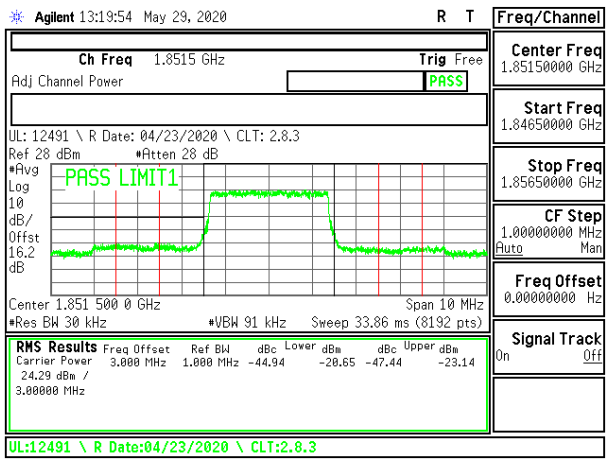

LTE B2 3MHz QPSK Low Channel RB15-0

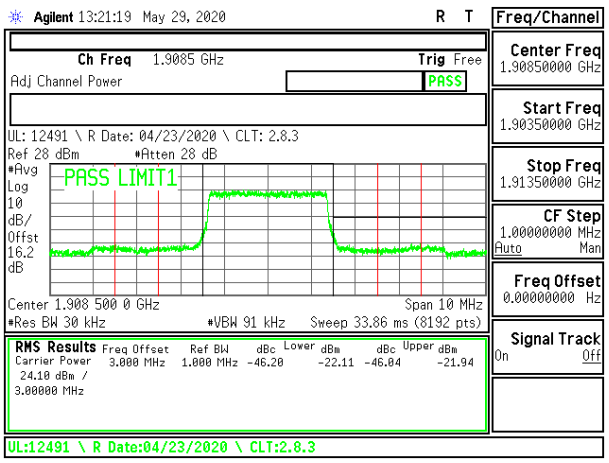

LTE B2 3MHz QPSK High Channel RB15-0

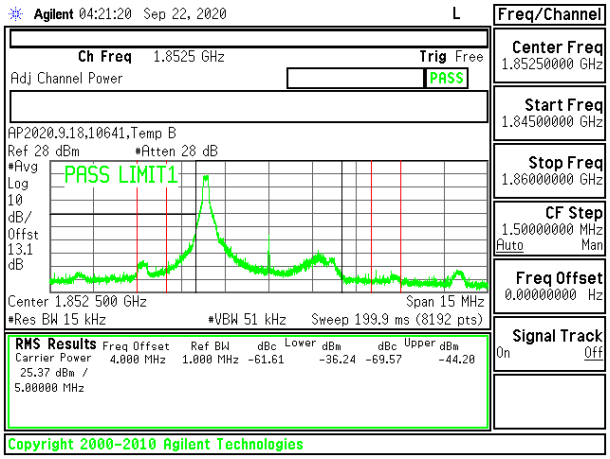

LTE B2 5MHz QPSK Low Channel RB1-0

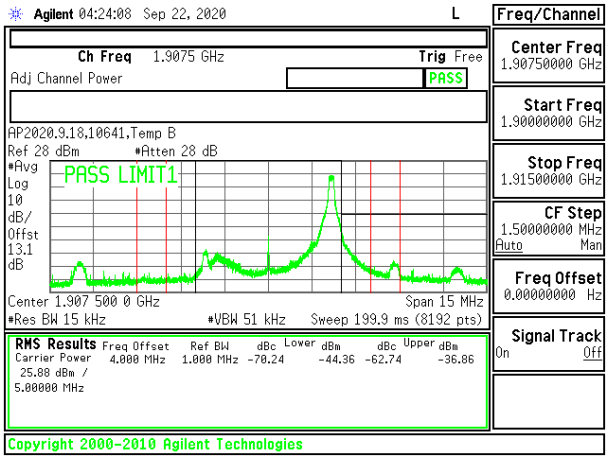

LTE B2 5MHz QPSK High Channel RB1-24

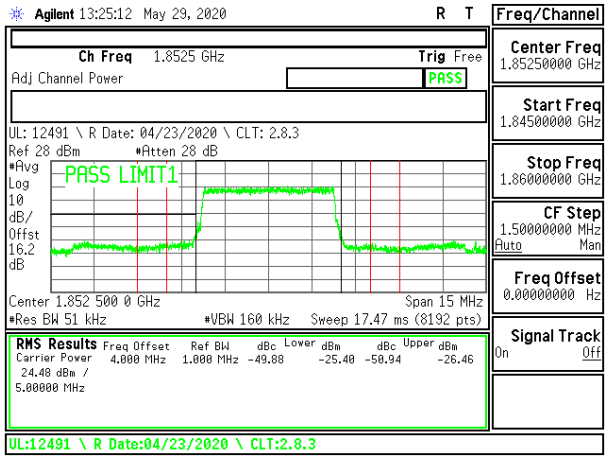

LTE B2 5MHz QPSK Low Channel RB25-0

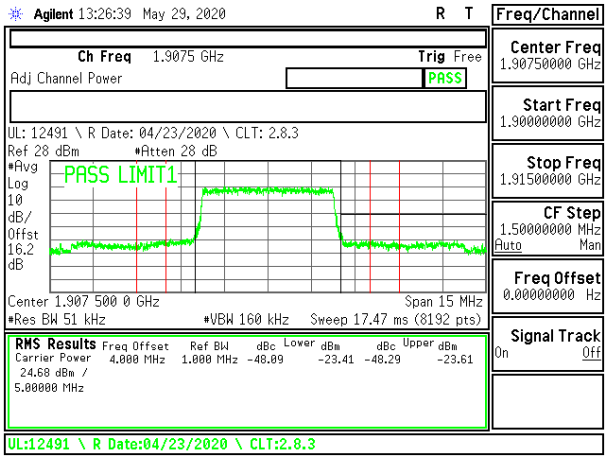

LTE B2 5MHz QPSK High Channel RB25-0

UL VERIFICATION SERVICES INC. FORM NO: CCSUP4031B
47173 BENICIA STREET, FREMONT, CA 94538, USA TEL: (510) 319-4000 FAX: (510) 661-0888
This report shall not be reproduced except in full, without the written approval of UL Verification Services Inc.

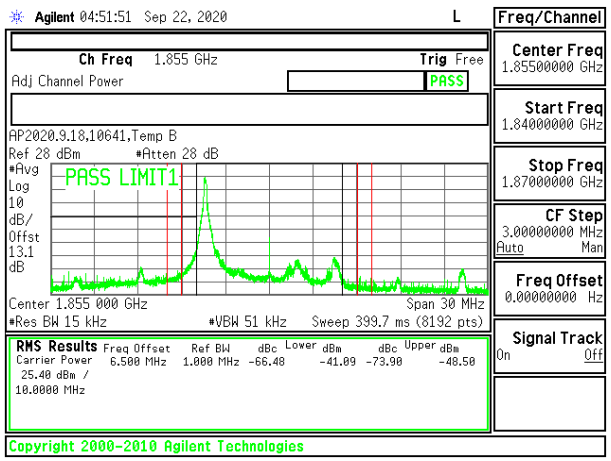

LTE B2 10MHz QPSK Low Channel RB1-0

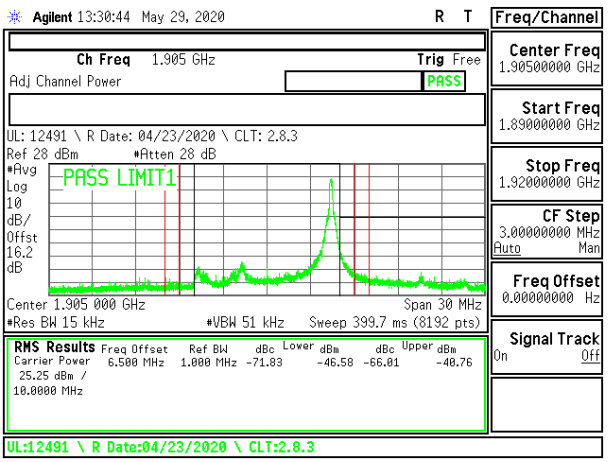

LTE B2 10MHz QPSK High Channel RB1-49

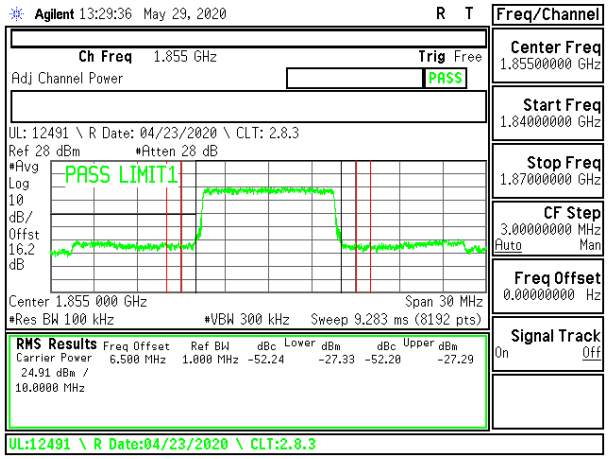

LTE B2 10MHz QPSK Low Channel RB50-0

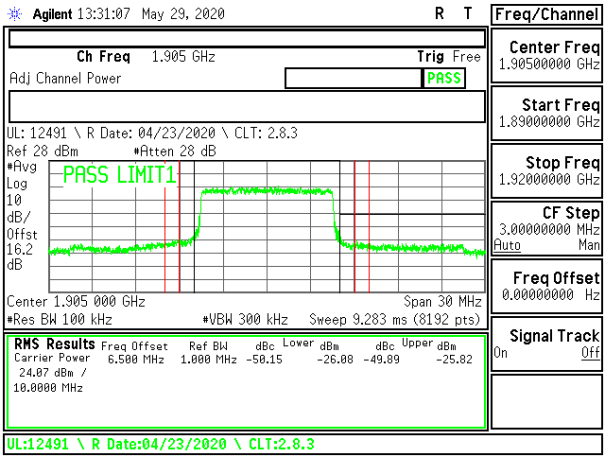

LTE B2 10MHz QPSK High Channel RB50-0

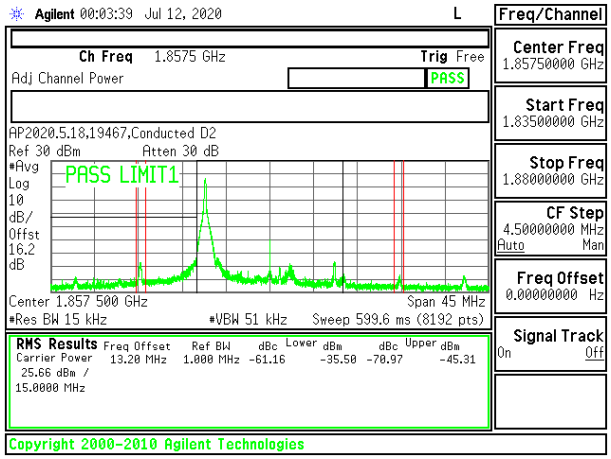

LTE B2 15MHz QPSK Low Channel RB1-0

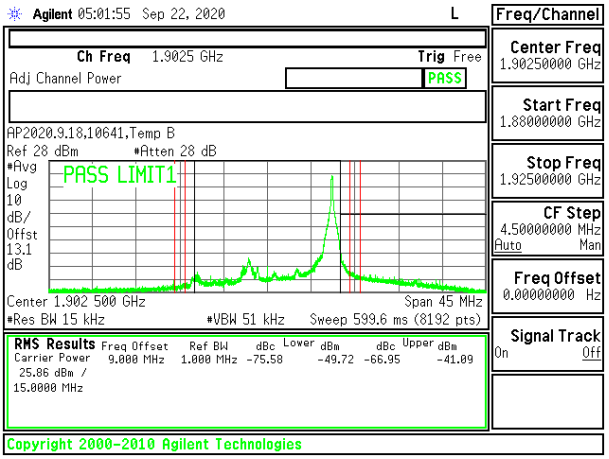

LTE B2 15MHz QPSK High Channel RB1-74

UL VERIFICATION SERVICES INC. FORM NO: CCSUP4031B
47173 BENICIA STREET, FREMONT, CA 94538, USA TEL: (510) 319-4000 FAX: (510) 661-0888
This report shall not be reproduced except in full, without the written approval of UL Verification Services Inc.

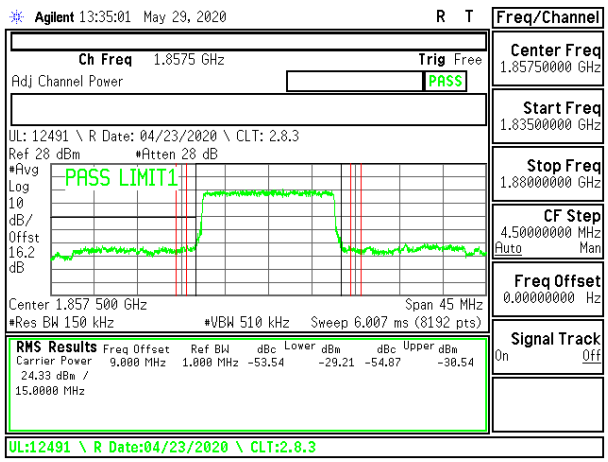

LTE B2 15MHz QPSK Low Channel RB75-0

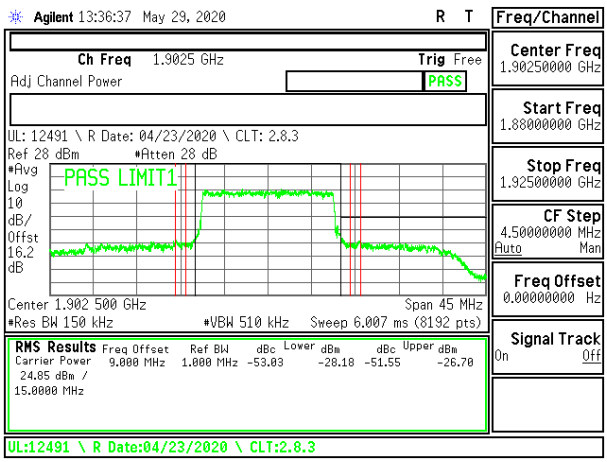

LTE B2 15MHz QPSK High Channel RB75-0

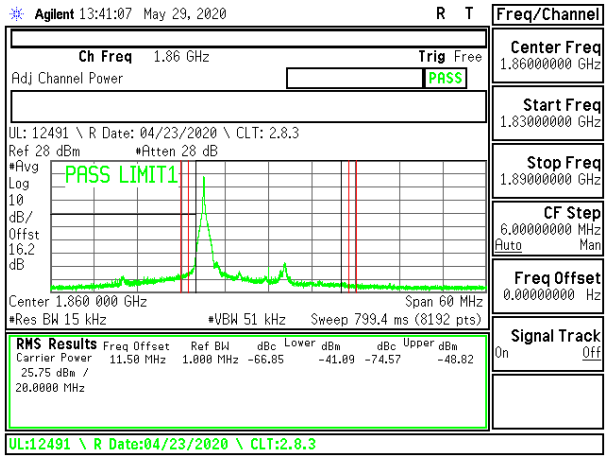

LTE B2 20MHz QPSK Low Channel RB1-0

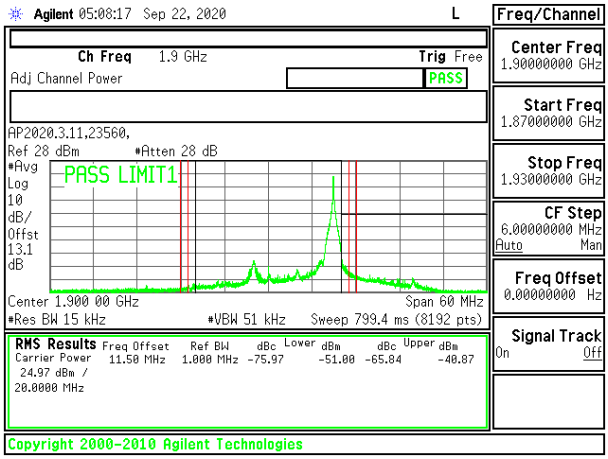

LTE B2 20MHz QPSK High Channel RB1-99

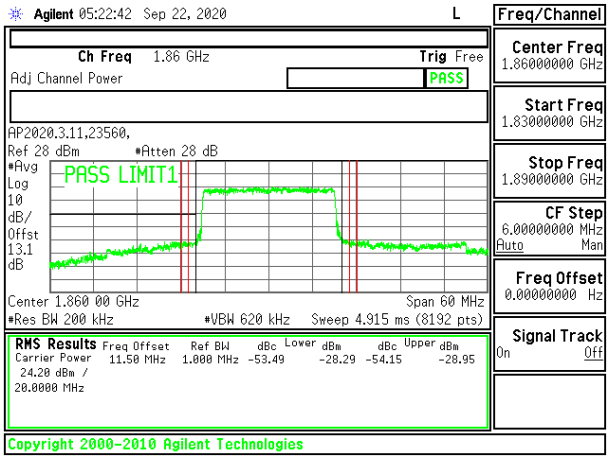

LTE B2 20MHz QPSK Low Channel RB100-0

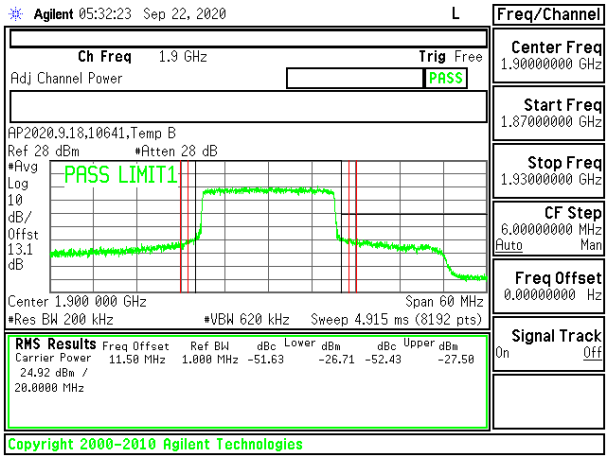

LTE B2 20MHz QPSK High Channel RB100-0

UL VERIFICATION SERVICES INC.
47173 BENICIA STREET, FREMONT, CA 94538, USA TEL: (510) 319-4000

This report shall not be reproduced except in full, without the written approval of UL Verification Services Inc.

8.2.2. LTE BAND 5 AND 5G NR BAND n5 BANDEDGE

LIMITS

FCC: §22.917
The power of any emission outside of the authorized operating frequency ranges must be attenuated below the transmitting power (P) by a factor of at least 43 + 10 log (P) dB.

UL VERIFICATION SERVICES INC. FORM NO: CCSUP4031B
47173 BENICIA STREET, FREMONT, CA 94538, USA TEL: (510) 319-4000 FAX: (510) 661-0888
This report shall not be reproduced except in full, without the written approval of UL Verification Services Inc.

LTE BAND 5 BANDEDGE

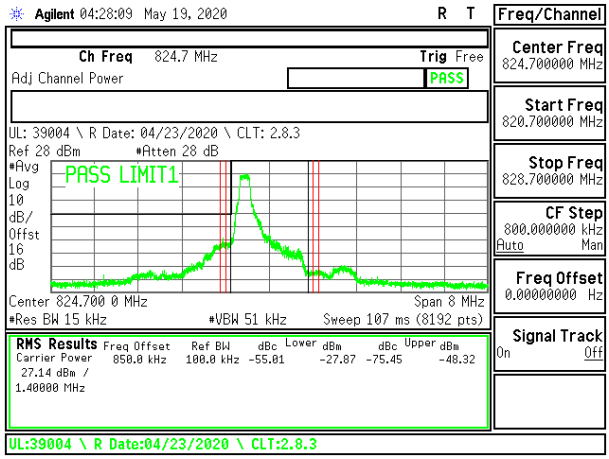

LTE B5 1.4MHz QPSK Low Channel RB1-0

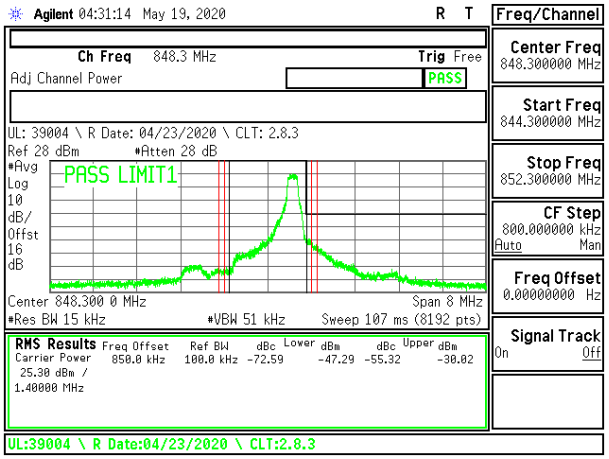

LTE B5 1.4MHz QPSK High Channel RB1-5

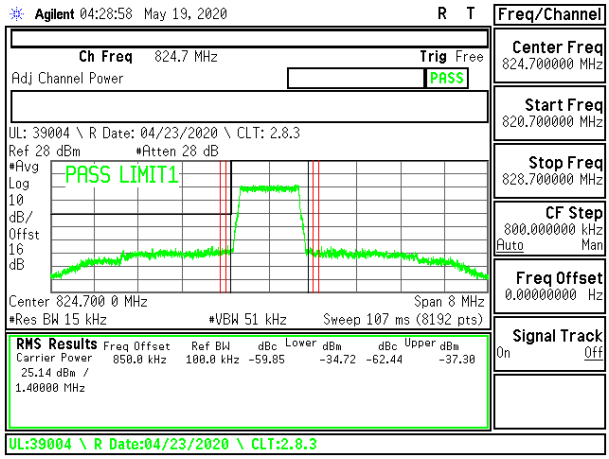

LTE B5 1.4MHz QPSK Low Channel RB6-0

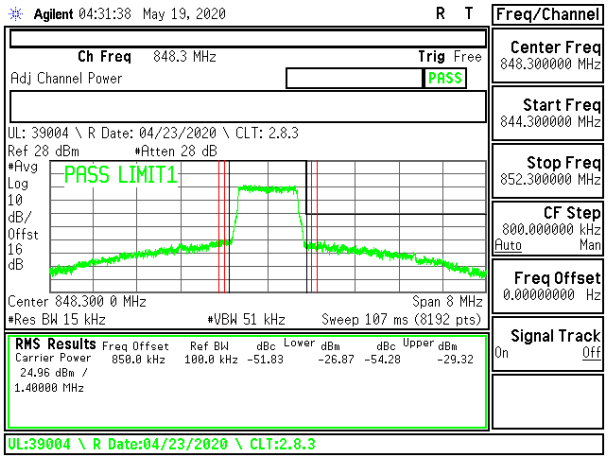

LTE B5 1.4MHz QPSK High Channel RB6-0

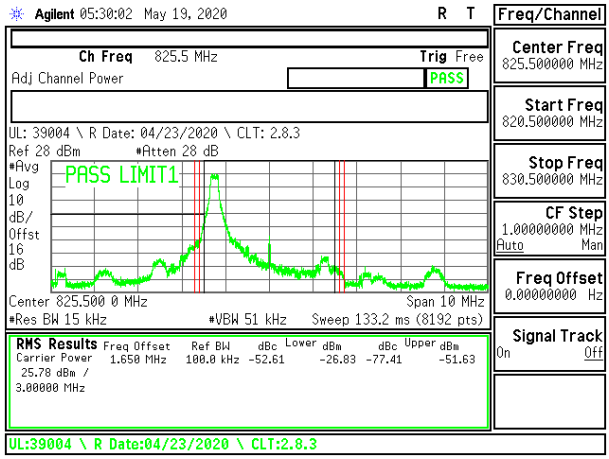

LTE B5 3MHz QPSK Low Channel RB1-0

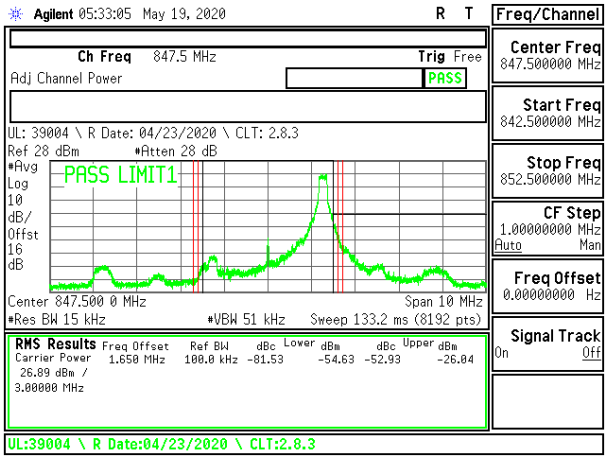

LTE B5 3MHz QPSK High Channel RB1-14

UL VERIFICATION SERVICES INC. FORM NO: CCSUP4031B
47173 BENICIA STREET, FREMONT, CA 94538, USA TEL: (510) 319-4000 FAX: (510) 661-0888
This report shall not be reproduced except in full, without the written approval of UL Verification Services Inc.

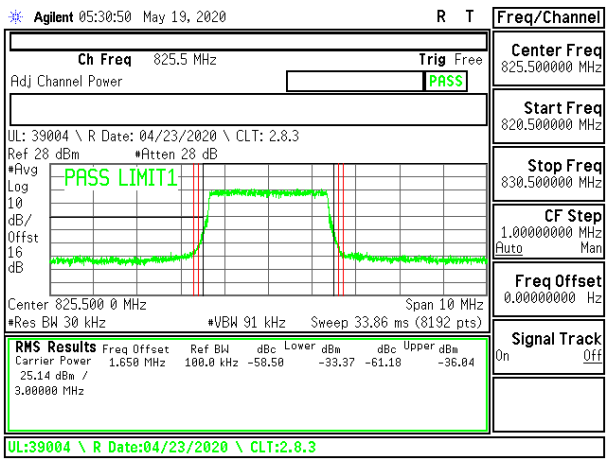

LTE B5 3MHz QPSK Low Channel RB15-0

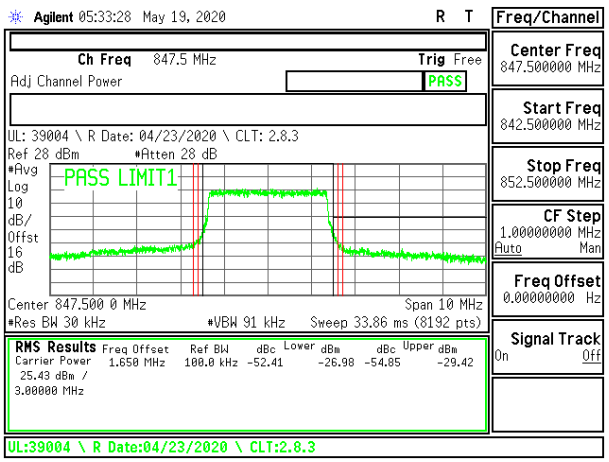

LTE B5 3MHz QPSK High Channel RB15-0

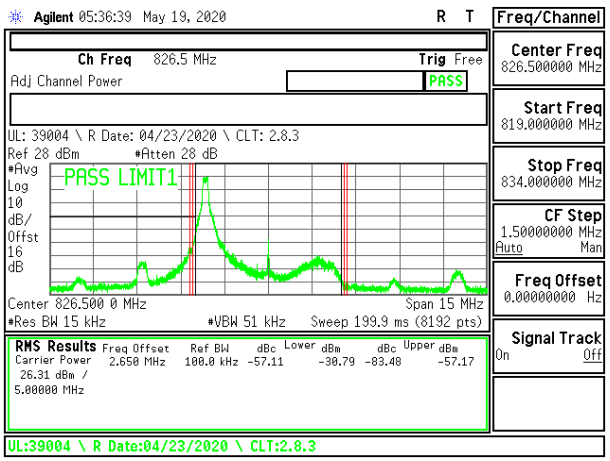

LTE B5 5MHz QPSK Low Channel RB1-0

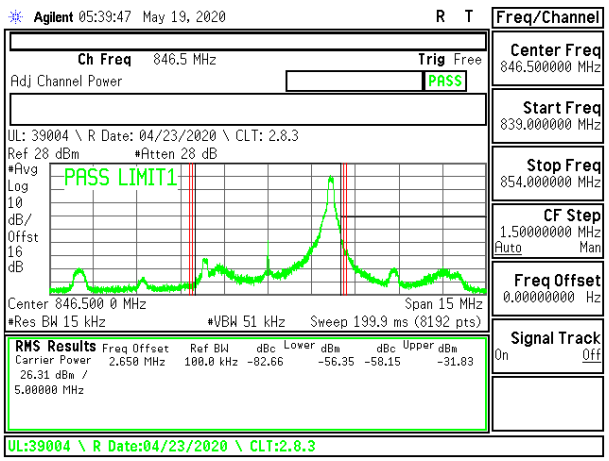

LTE B5 5MHz QPSK High Channel RB1-24

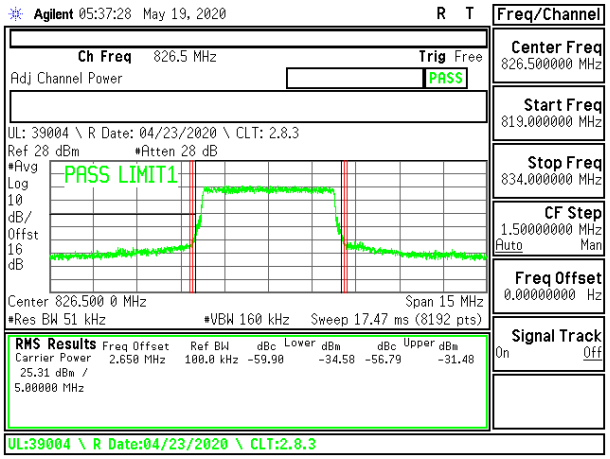

LTE B5 5MHz QPSK Low Channel RB25-0

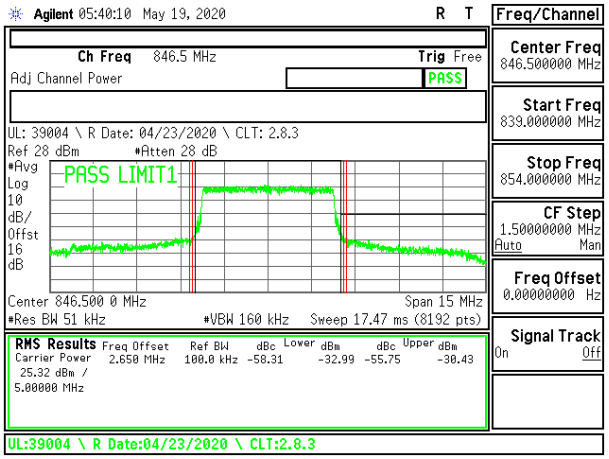

LTE B5 5MHz QPSK High Channel RB25-0

UL VERIFICATION SERVICES INC. FORM NO: CCSUP4031B
47173 BENICIA STREET, FREMONT, CA 94538, USA TEL: (510) 319-4000 FAX: (510) 661-0888
This report shall not be reproduced except in full, without the written approval of UL Verification Services Inc.

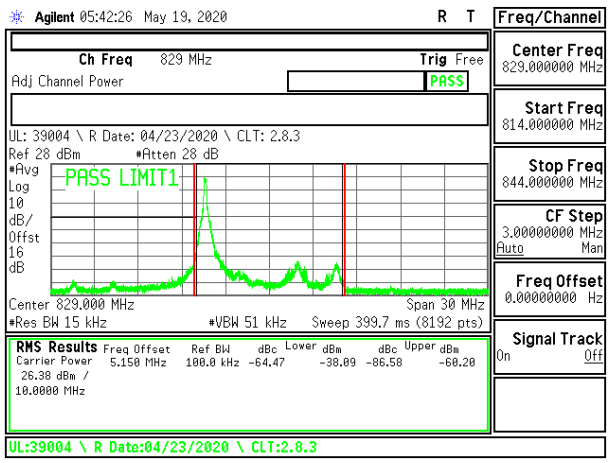

LTE B5 10MHz QPSK Low Channel RB1-0

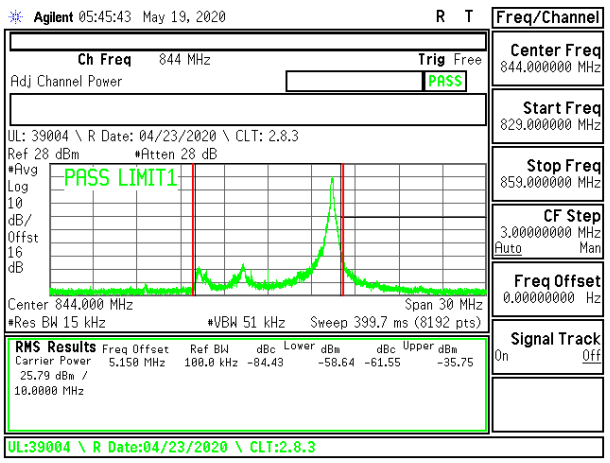

LTE B5 10MHz QPSK High Channel RB1-49

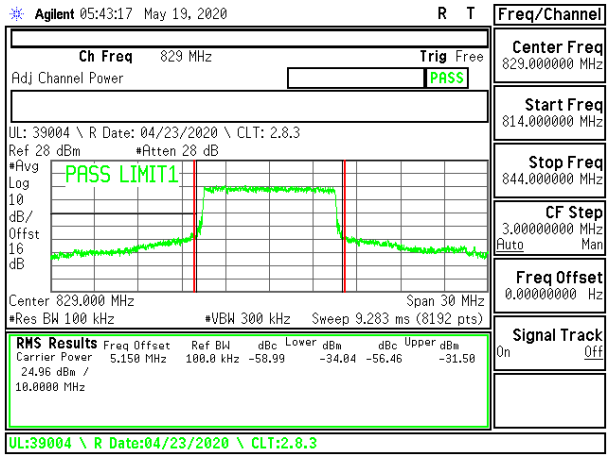

LTE B5 10MHz QPSK Low Channel RB50-0

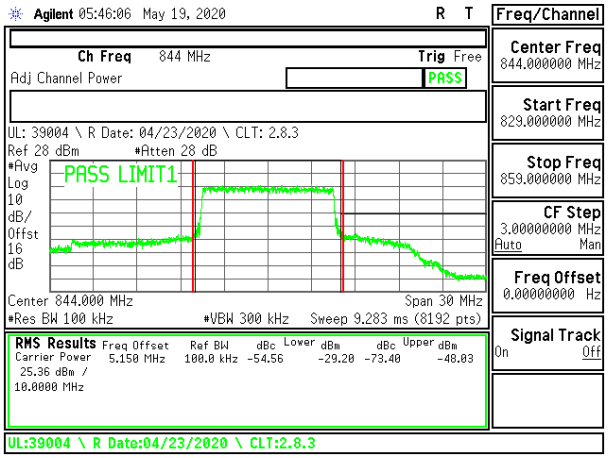

LTE B5 10MHz QPSK High Channel RB50-0

5G NR BAND n5 BANDEDGE

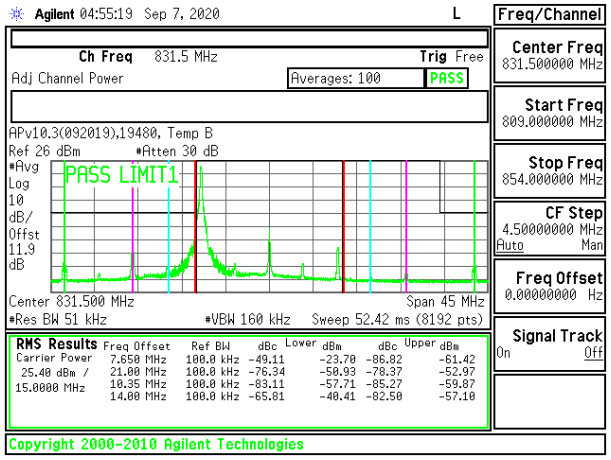

5G NR Band n5 15MHz QPSK Low Channel RB1-0

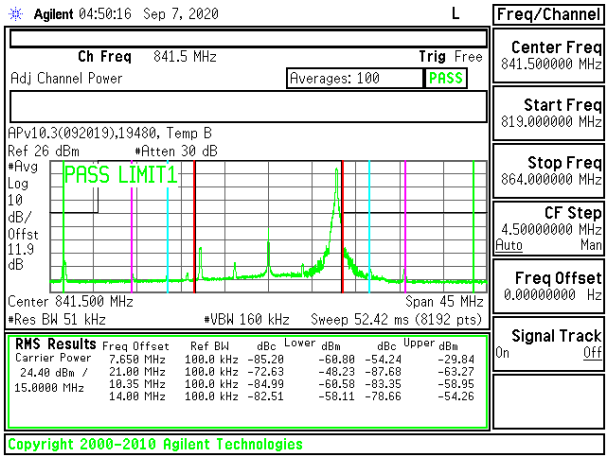

5G NR Band n5 15MHz QPSK High Channel RB1-78

This report shall not be reproduced except in full, without the written approval of UL Verification Services Inc.

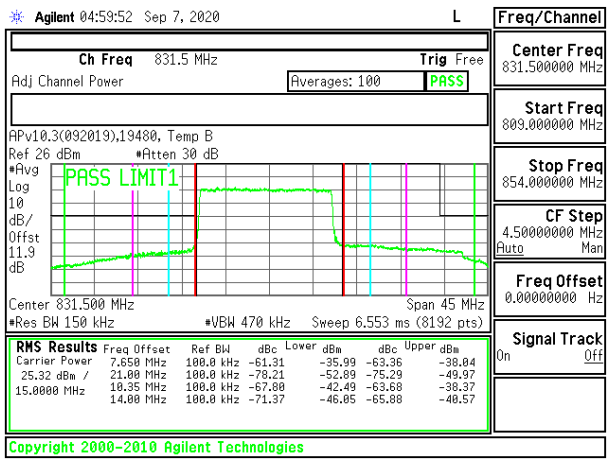

5G NR Band n5 15MHz QPSK Low Channel RB75-0

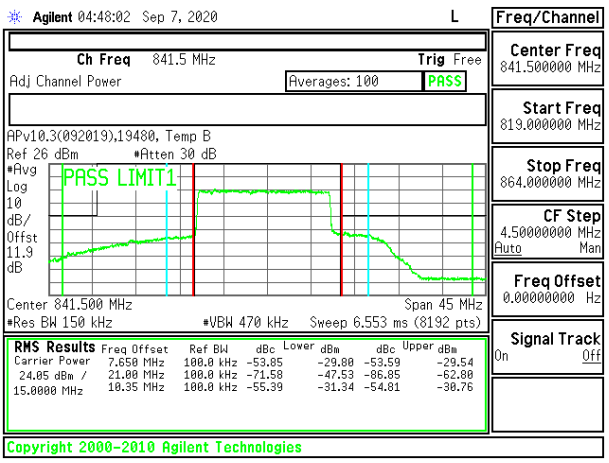

5G NR Band n5 15MHz QPSK High Channel RB75-0

UL VERIFICATION SERVICES INC. FORM NO: CCSUP4031B
47173 BENICIA STREET, FREMONT, CA 94538, USA TEL: (510) 319-4000 FAX: (510) 661-0888
This report shall not be reproduced except in full, without the written approval of UL Verification Services Inc.

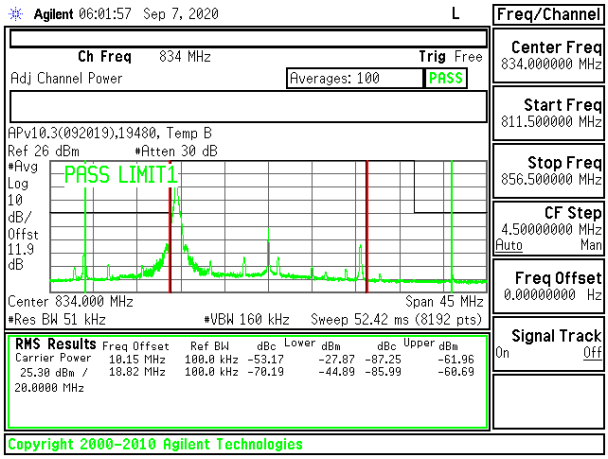

5G NR Band n5 20MHz QPSK Low Channel RB1-0

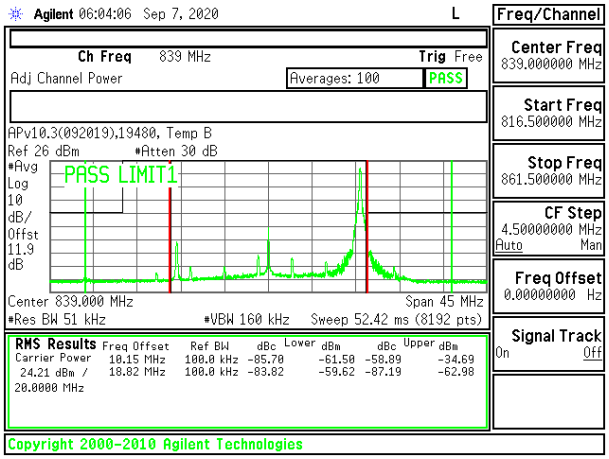

5G NR Band n5 20MHz QPSK High Channel RB1-105

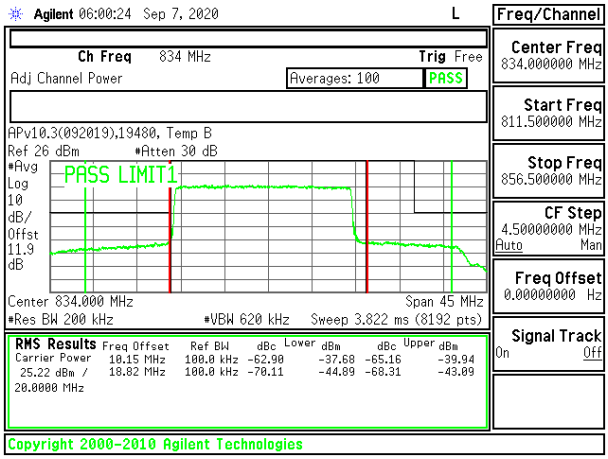

5G NR Band n5 20MHz QPSK Low Channel RB100-0

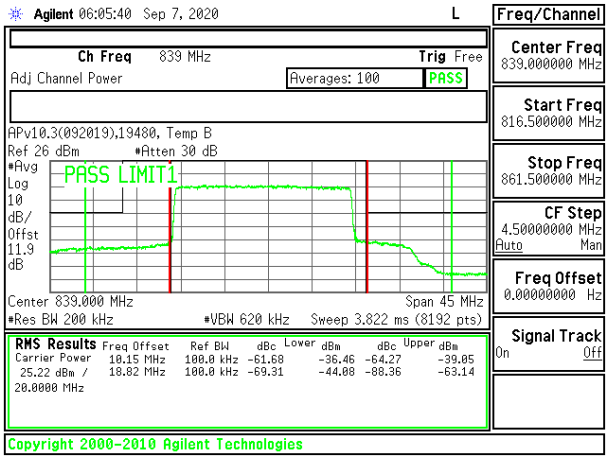

5G NR Band n5 20MHz QPSK High Channel RB100-0

This report shall not be reproduced except in full, without the written approval of UL Verification Services Inc.

8.2.3. LTE BAND 7 ADJACENT CHANNEL POWER

LIMITS

FCC: §27.53
(m)(4) For mobile digital stations, the attenuation factor shall be not less than 40 + 10 log (P) dB on all frequencies between the channel edge and 5 megahertz from the channel edge, 43 + 10 log (P) dB on all frequencies between 5 megahertz and X megahertz from the channel edge, and 55 + 10 log (P) dB on all frequencies more than X megahertz from the channel edge, where X is the greater of 6 megahertz or the actual emission bandwidth as defined in paragraph (m)(6) of this section. In addition, the attenuation factor shall not be less that 43 + 10 log (P) dB on all frequencies between 2490.5 MHz and 2496 MHz and 55 + 10 log (P) dB at or below 2490.5 MHz. Mobile Satellite Service licensees operating on frequencies below 2495 MHz may also submit a documented interference complaint against BRS licensees operating on channel BRS Channel 1 on the same terms and conditions as adjacent channel BRS or EBS licensees.

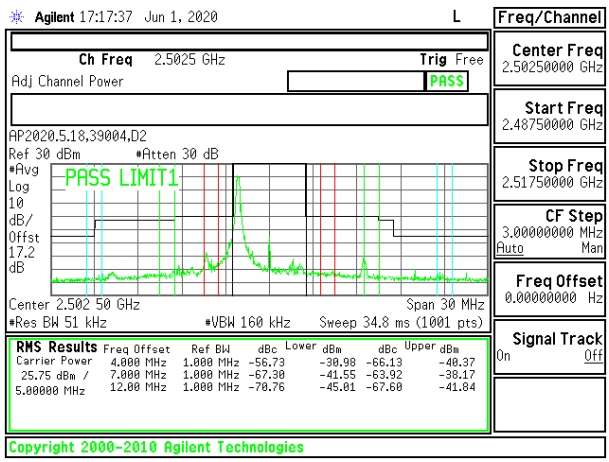

LTE B7 5MHz QPSK Low Channel RB1-0

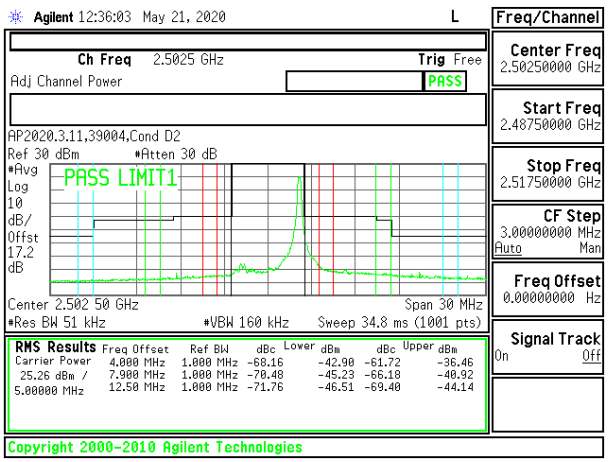

LTE B7 5MHz QPSK Low Channel RB1-24

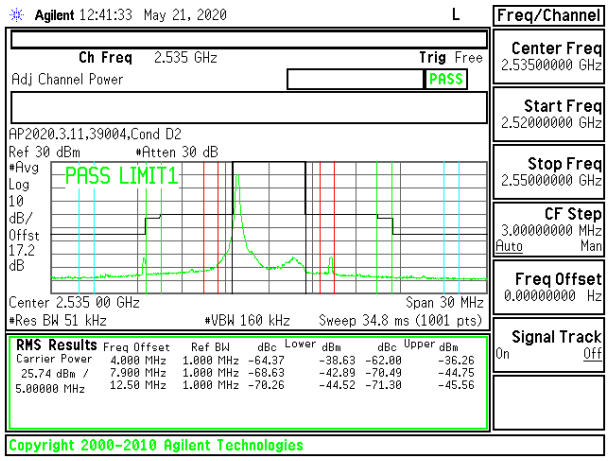

LTE B7 5MHz QPSK Middle Channel RB1-0

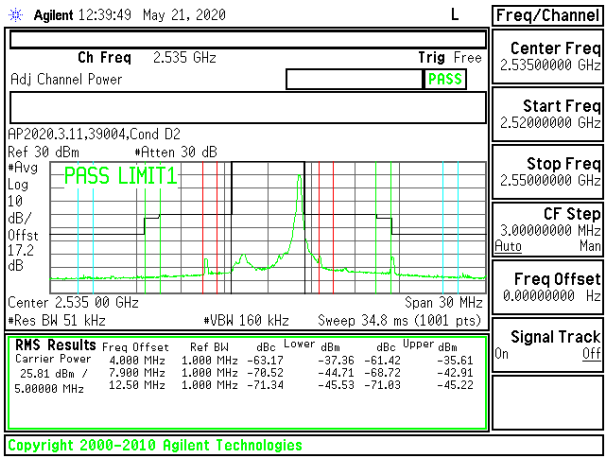

LTE B7 5MHz QPSK Middle Channel RB1-24

UL VERIFICATION SERVICES INC. FORM NO: CCSUP4031B
47173 BENICIA STREET, FREMONT, CA 94538, USA TEL: (510) 319-4000 FAX: (510) 661-0888
This report shall not be reproduced except in full, without the written approval of UL Verification Services Inc.

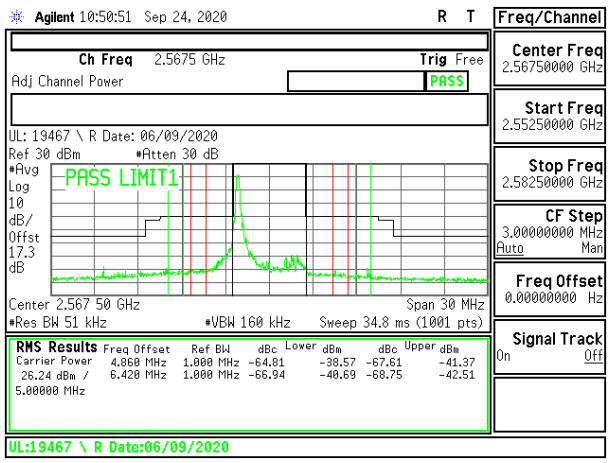

LTE B7 5MHz QPSK High Channel RB1-0

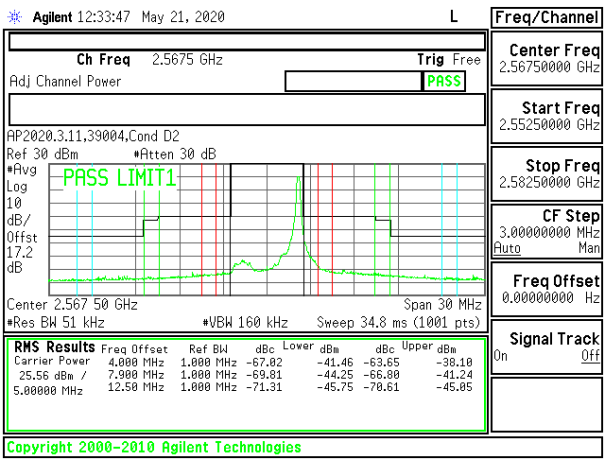

LTE B7 5MHz QPSK High Channel RB1-24

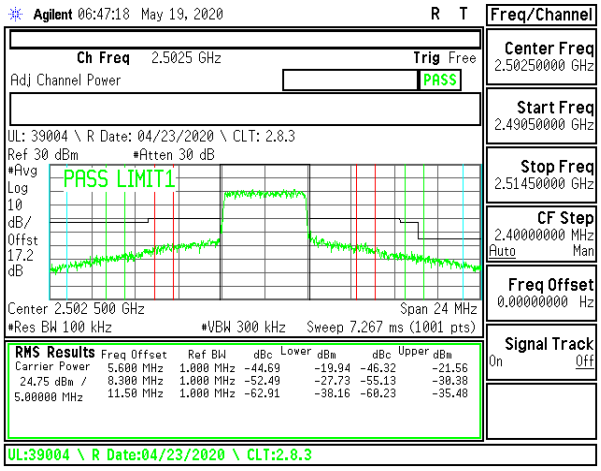

LTE B7 5MHz QPSK Low Channel RB25-0

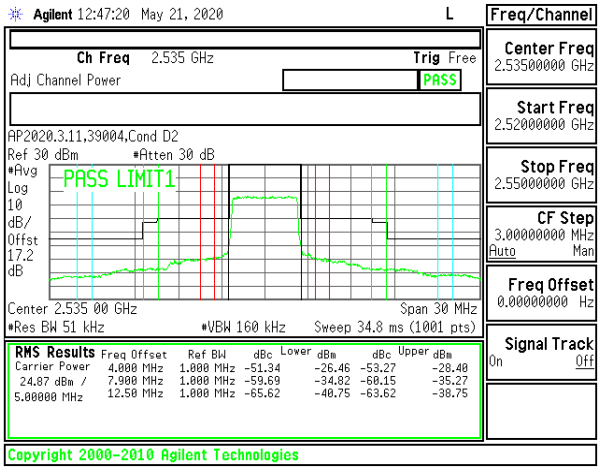

LTE B7 5MHz QPSK Middle Channel RB25-0

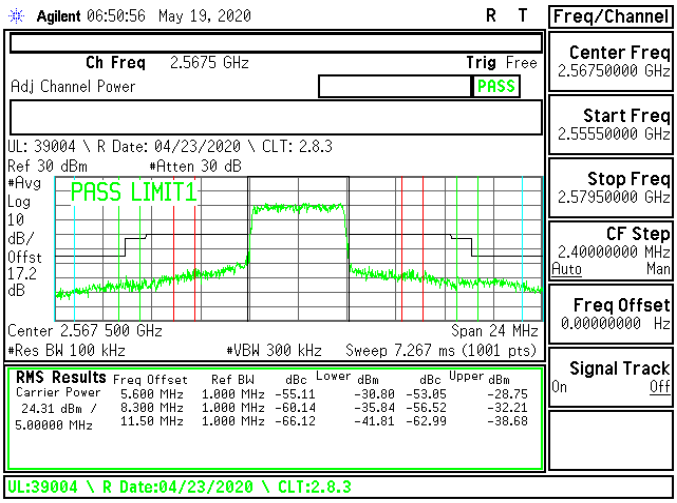

LTE B7 5MHz QPSK High Channel RB25-0

This report shall not be reproduced except in full, without the written approval of UL Verification Services Inc.

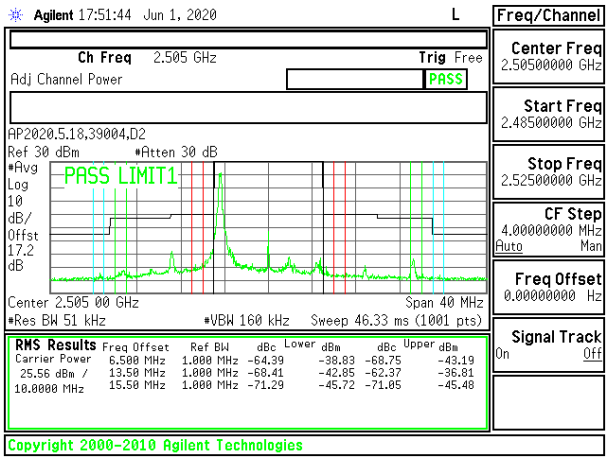

LTE B7 10MHz QPSK Low Channel RB1-0

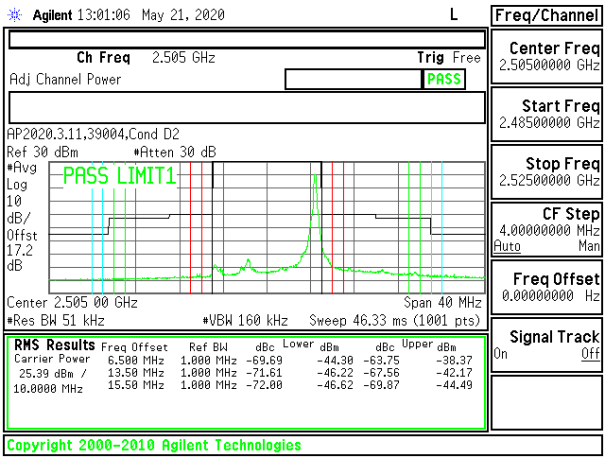

LTE B7 10MHz QPSK Low Channel RB1-49

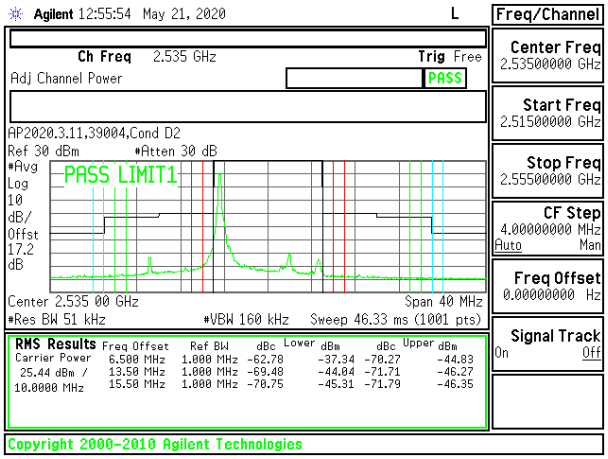

LTE B7 10MHz QPSK Middle Channel RB1-0

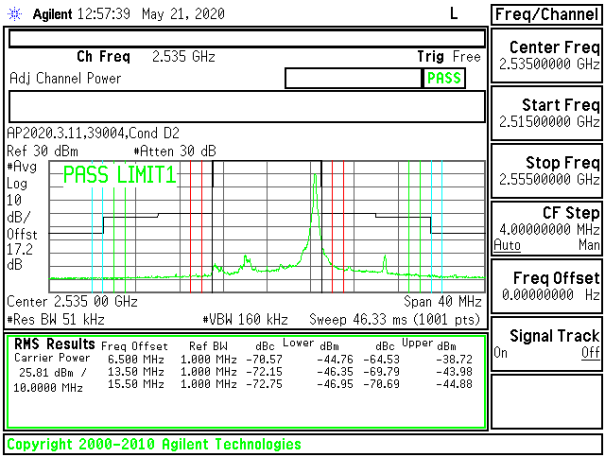

LTE B7 10MHz QPSK Middle Channel RB1-49

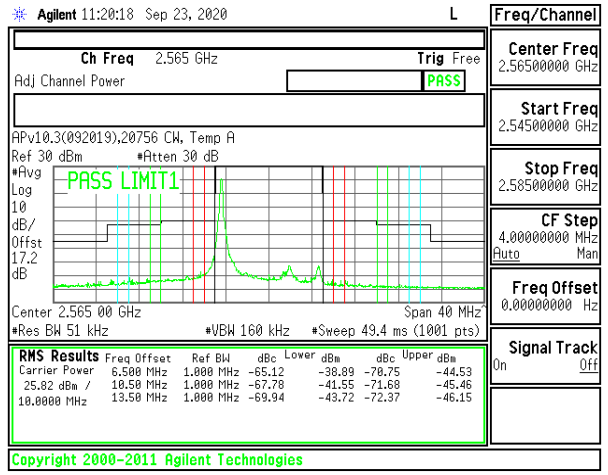

LTE B7 10MHz QPSK High Channel RB1-0

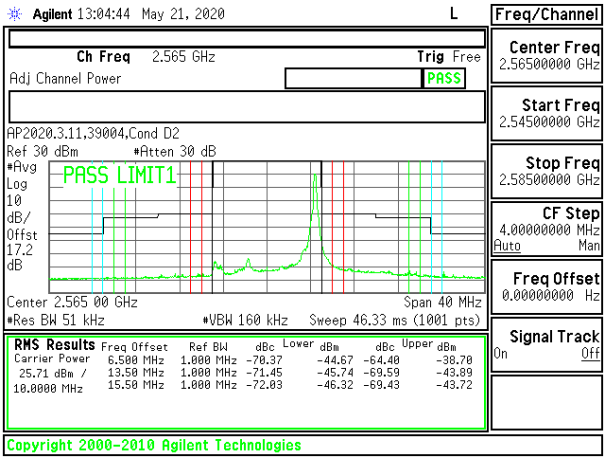

LTE B7 10MHz QPSK High Channel RB1-49

This report shall not be reproduced except in full, without the written approval of UL Verification Services Inc.

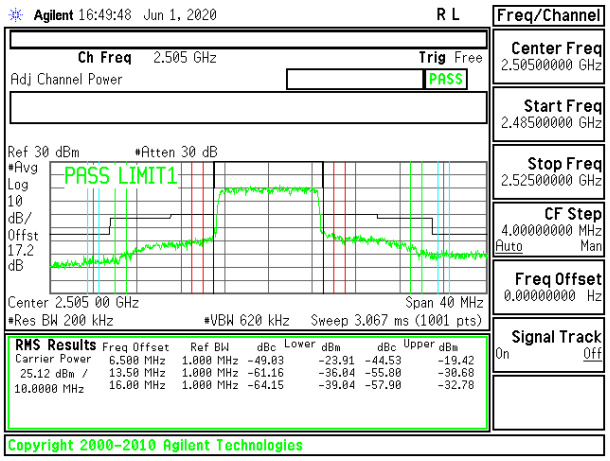

LTE B7 10MHz QPSK Low Channel RB50-0

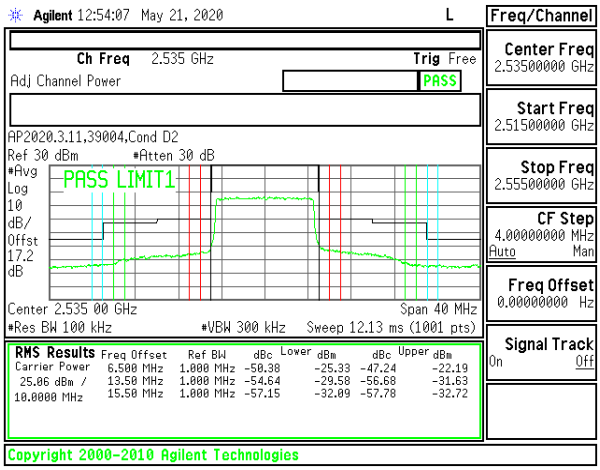

LTE B7 10MHz QPSK Middle Channel RB50-0

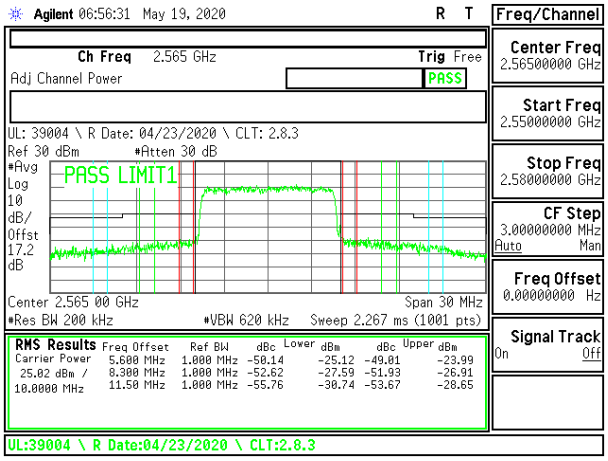

LTE B7 10MHz QPSK High Channel RB50-0

This report shall not be reproduced except in full, without the written approval of UL Verification Services Inc.

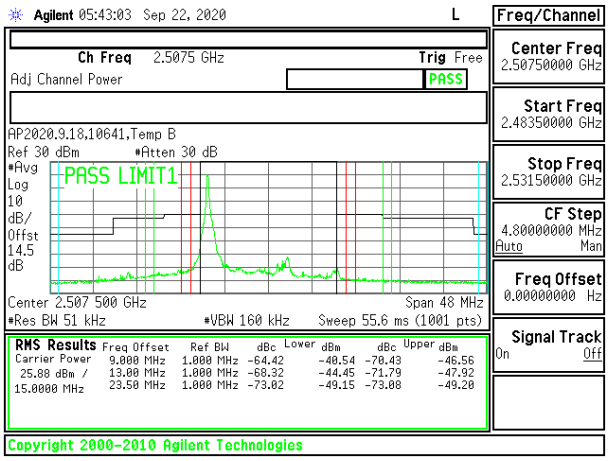

LTE B7 15MHz QPSK Low Channel RB1-0

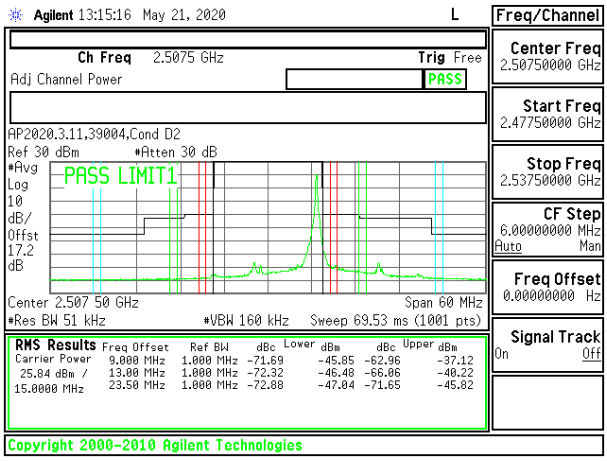

LTE B7 15MHz QPSK Low Channel RB1-74

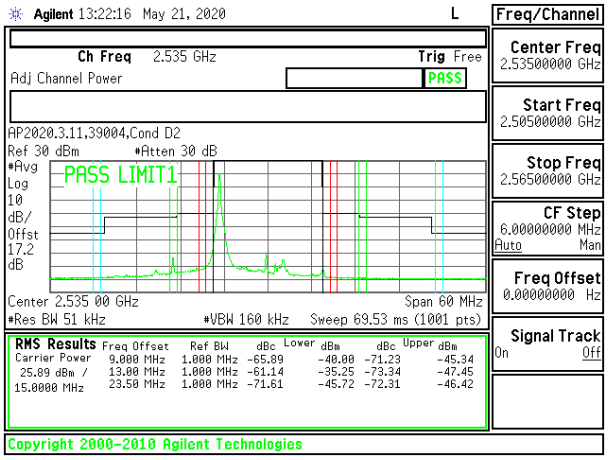

LTE B7 15MHz QPSK Middle Channel RB1-0

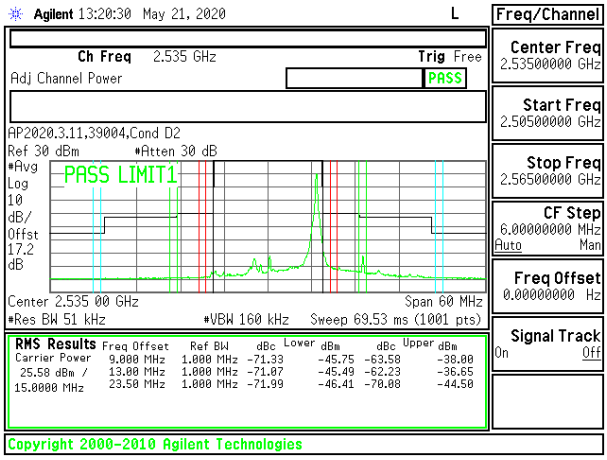

LTE B7 15MHz QPSK Middle Channel RB1-74

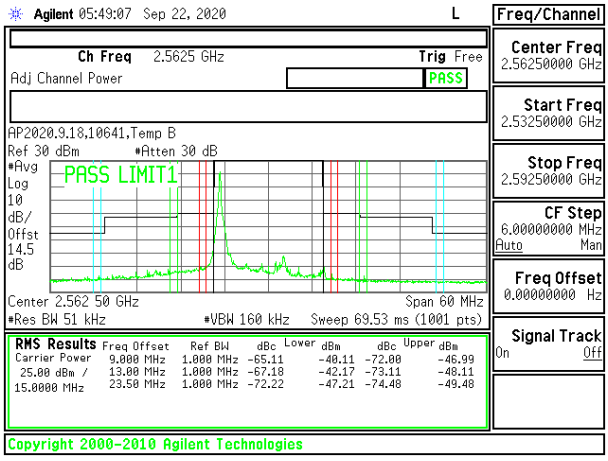

LTE B7 15MHz QPSK High Channel RB1-0

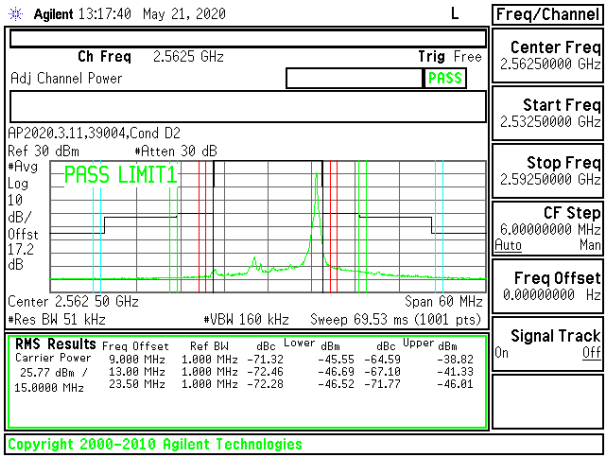

LTE B7 15MHz QPSK High Channel RB1-74

This report shall not be reproduced except in full, without the written approval of UL Verification Services Inc.

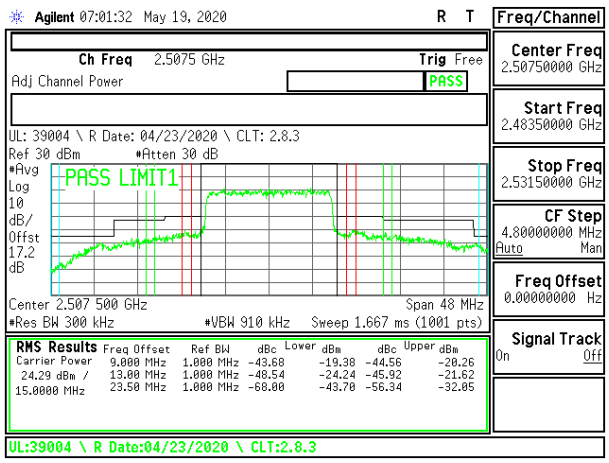

LTE B7 15MHz QPSK Low Channel RB75-0

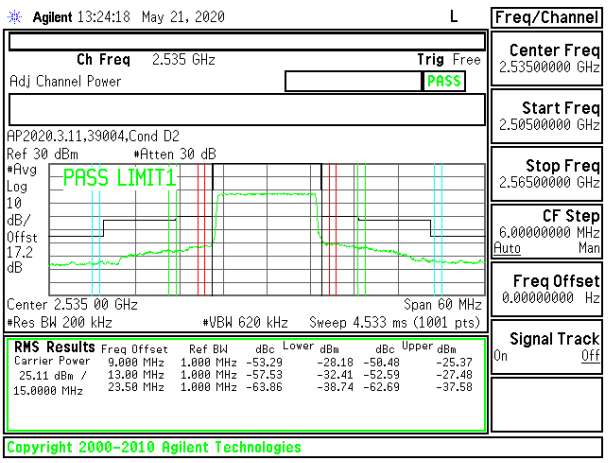

LTE B7 15MHz QPSK Middle Channel RB75-0

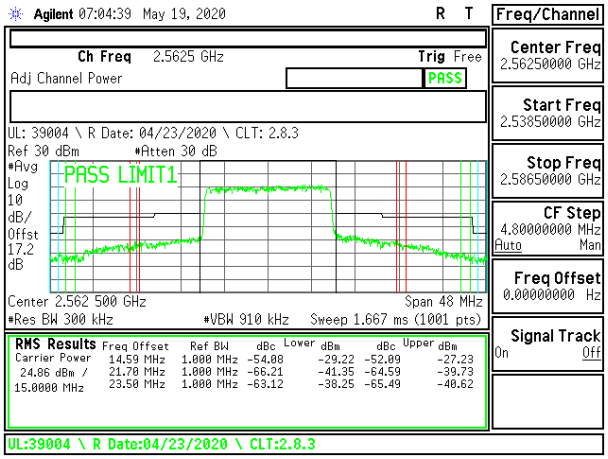

LTE B7 15MHz QPSK High Channel RB75-0

This report shall not be reproduced except in full, without the written approval of UL Verification Services Inc.

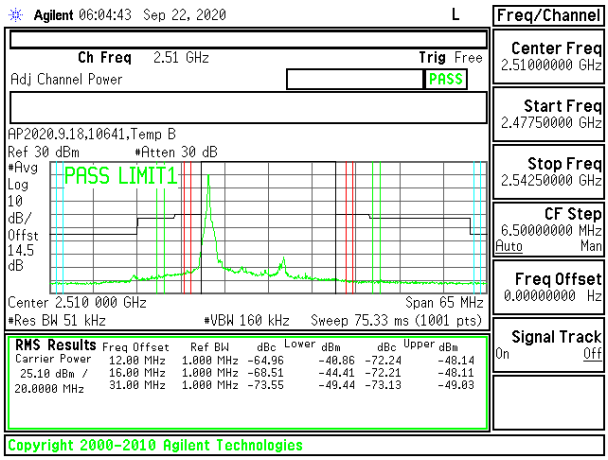

LTE B7 20MHz QPSK Low Channel RB1-0

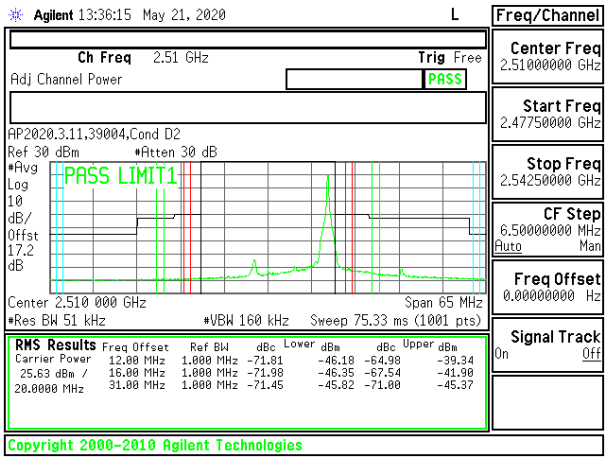

LTE B7 20MHz QPSK Low Channel RB1-99

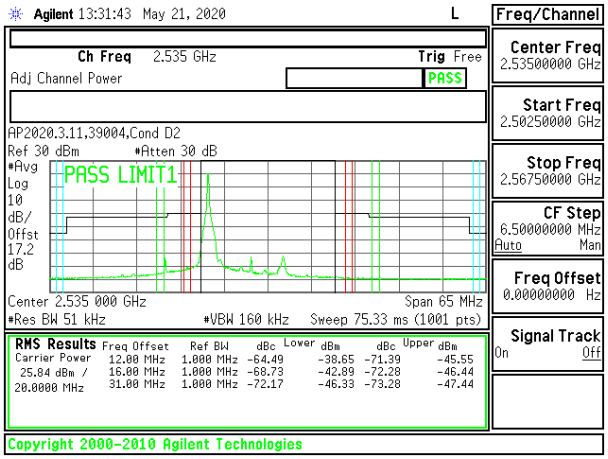

LTE B7 20MHz QPSK Middle Channel RB1-0

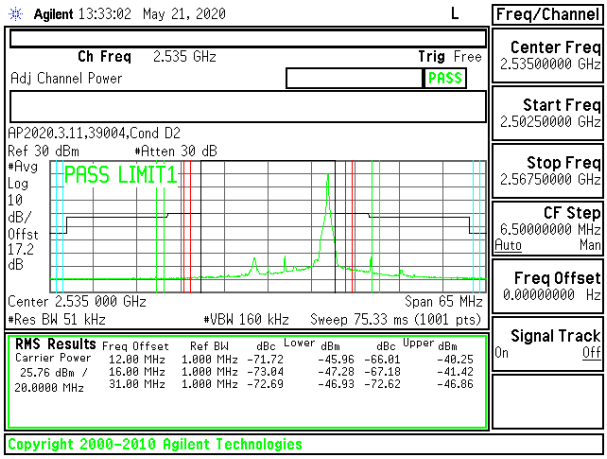

LTE B7 20MHz QPSK Middle Channel RB1-99

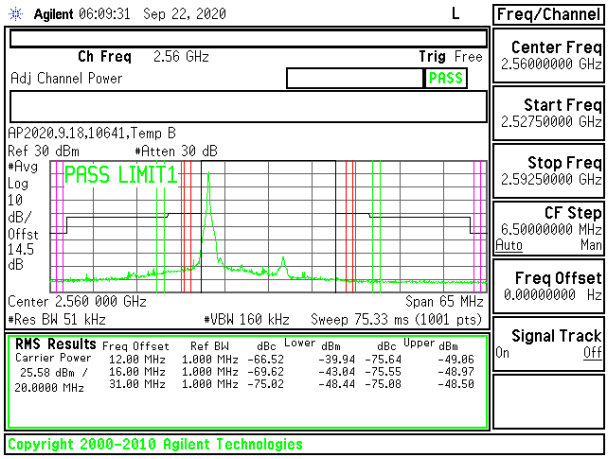

LTE B7 20MHz QPSK High Channel RB1-0

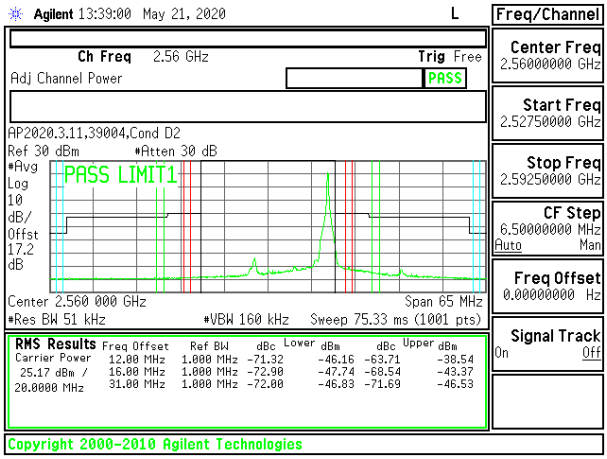

LTE B7 20MHz QPSK High Channel RB1-99

This report shall not be reproduced except in full, without the written approval of UL Verification Services Inc.

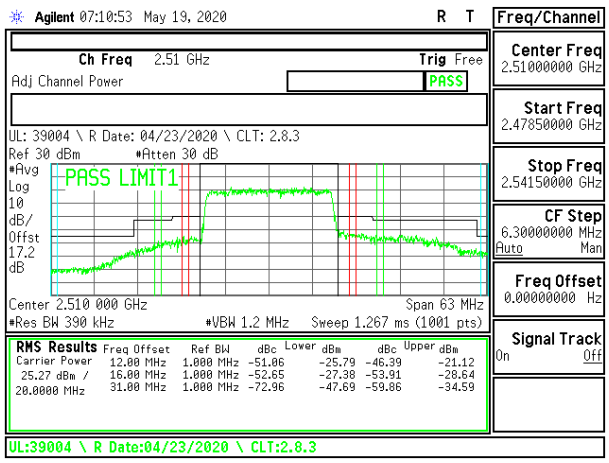

LTE B7 20MHz QPSK Low Channel RB100-0

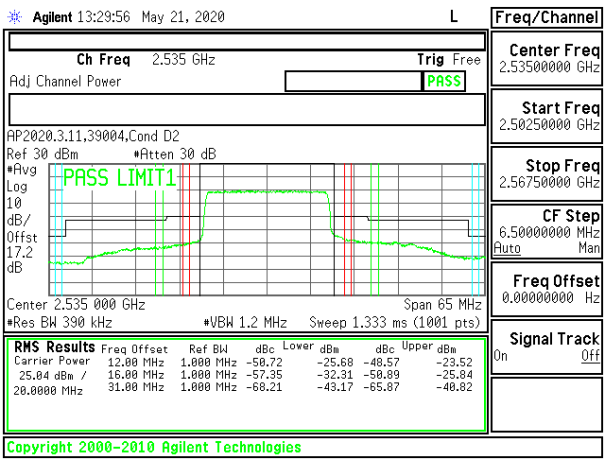

LTE B7 20MHz QPSK Middle Channel RB100-0

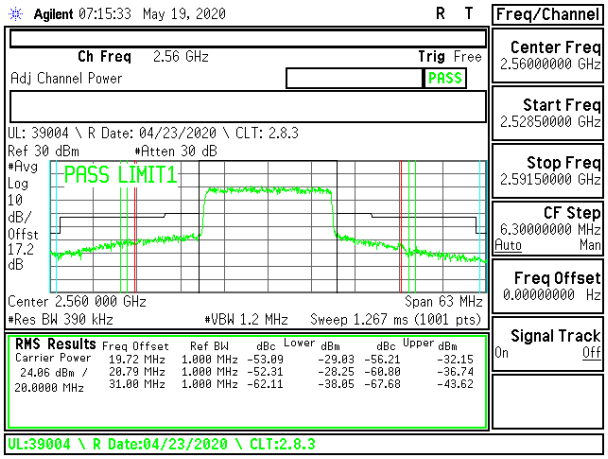

LTE B7 20MHz QPSK High Channel RB100-0

This report shall not be reproduced except in full, without the written approval of UL Verification Services Inc.

8.2.4. LTE BAND 12 AND 5G NR BAND n12 ADJACENT CHANNEL POWER

LIMITS

FCC: §27.53
(g) For operations in the 600 MHz band and the 698-746 MHz band, the power of any emission outside a licensee's frequency band(s) of operation shall be attenuated below the transmitter power (P) within the licensed band(s) of operation, measured in watts, by at least 43 + 10 log (P) dB. Compliance with this provision is based on the use of measurement instrumentation employing a resolution bandwidth of 100 kilohertz or greater. However, in the 100 kilohertz bands immediately outside and adjacent to a licensee's frequency block, a resolution bandwidth of at least 30 kHz may be employed.

UL VERIFICATION SERVICES INC. FORM NO: CCSUP4031B
47173 BENICIA STREET, FREMONT, CA 94538, USA TEL: (510) 319-4000 FAX: (510) 661-0888
This report shall not be reproduced except in full, without the written approval of UL Verification Services Inc.

LTE BAND 12 ADJACENT CHANNEL POWER

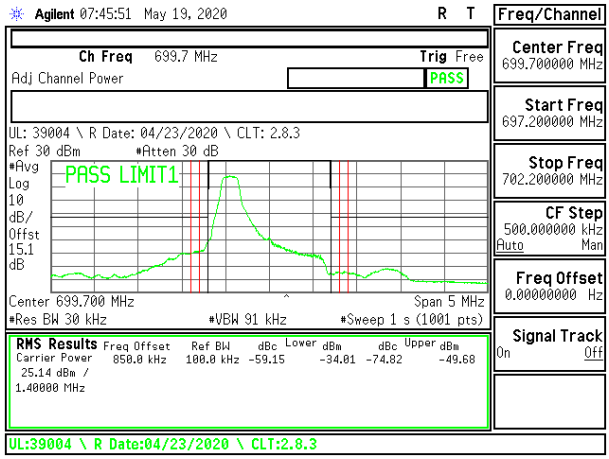

LTE B12 1.4MHz QPSK Low Channel RB1-0

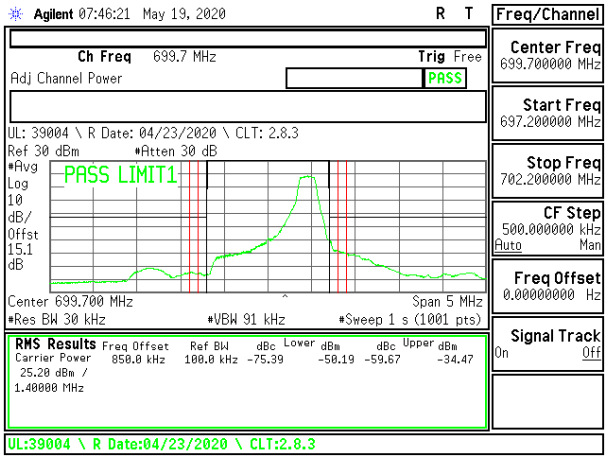

LTE B12 1.4MHz QPSK Low Channel RB1-5

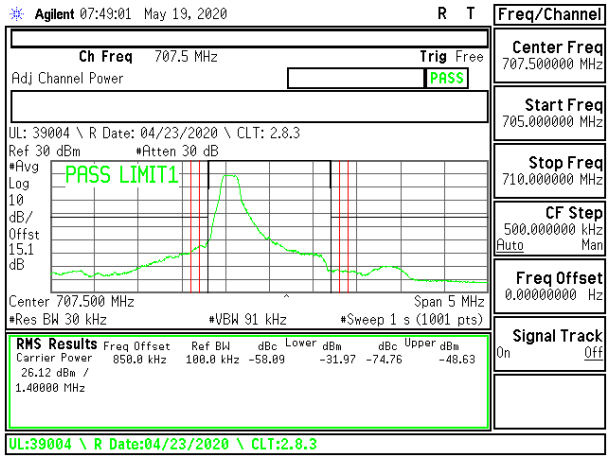

LTE B12 1.4MHz QPSK Middle Channel RB1-0

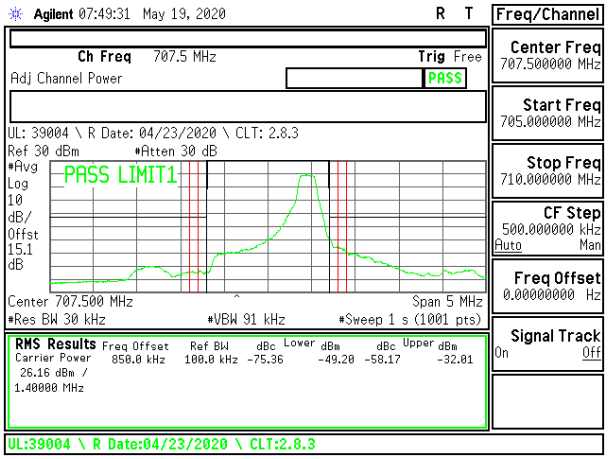

LTE B12 1.4MHz QPSK Middle Channel RB1-5

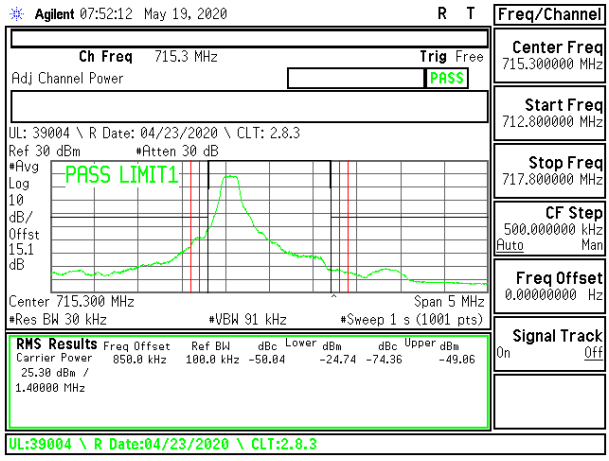

LTE B12 1.4MHz QPSK High Channel RB1-0

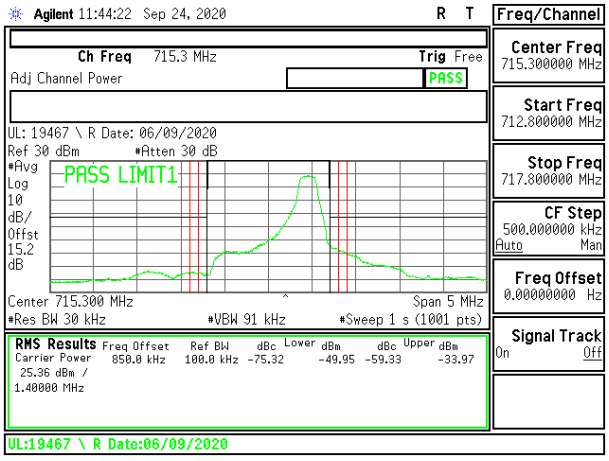

LTE B12 1.4MHz QPSK High Channel RB1-5

UL VERIFICATION SERVICES INC. FORM NO: CCSUP4031B
47173 BENICIA STREET, FREMONT, CA 94538, USA TEL: (510) 319-4000 FAX: (510) 661-0888
This report shall not be reproduced except in full, without the written approval of UL Verification Services Inc.

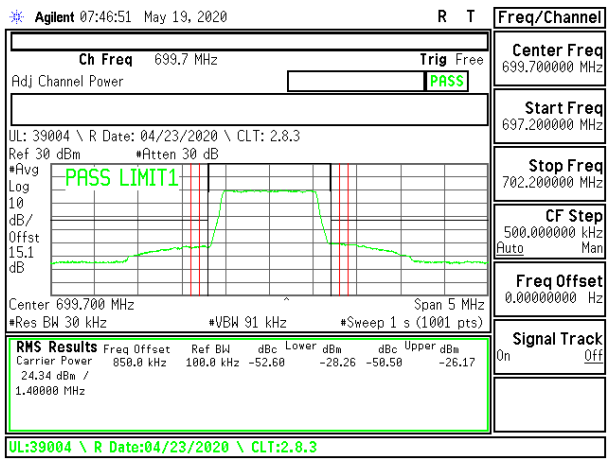

LTE B12 1.4MHz QPSK Low Channel RB6-0

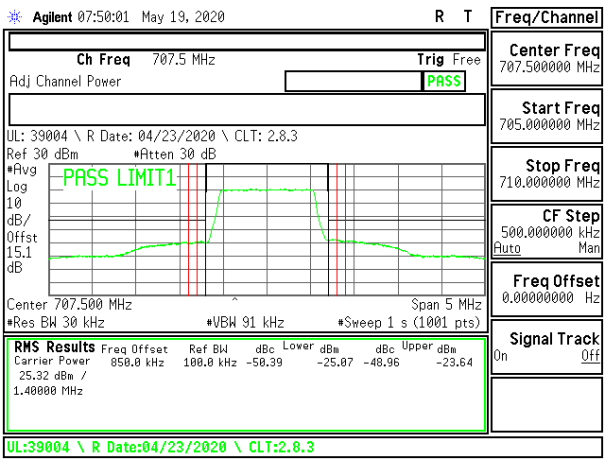

LTE B12 1.4MHz QPSK Middle Channel RB6-0

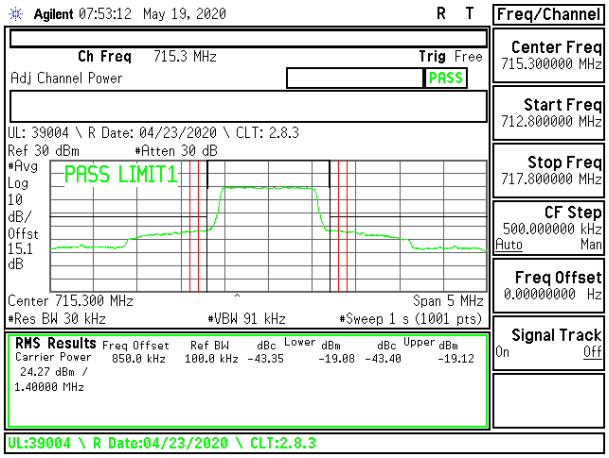

LTE B12 1.4MHz QPSK High Channel RB6-0

UL VERIFICATION SERVICES INC. FORM NO: CCSUP4031B
47173 BENICIA STREET, FREMONT, CA 94538, USA TEL: (510) 319-4000 FAX: (510) 661-0888
This report shall not be reproduced except in full, without the written approval of UL Verification Services Inc.

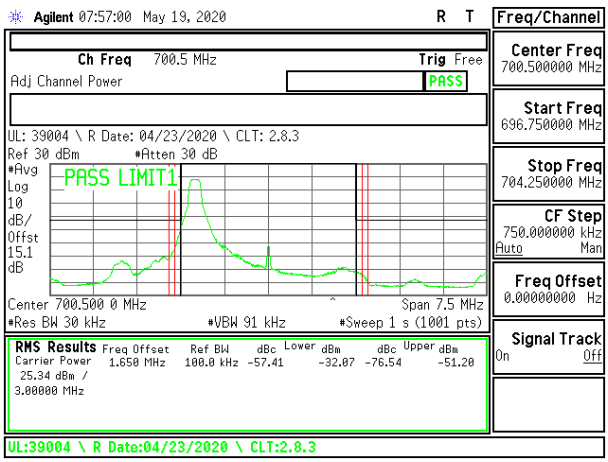

LTE B12 3MHz QPSK Low Channel RB1-0

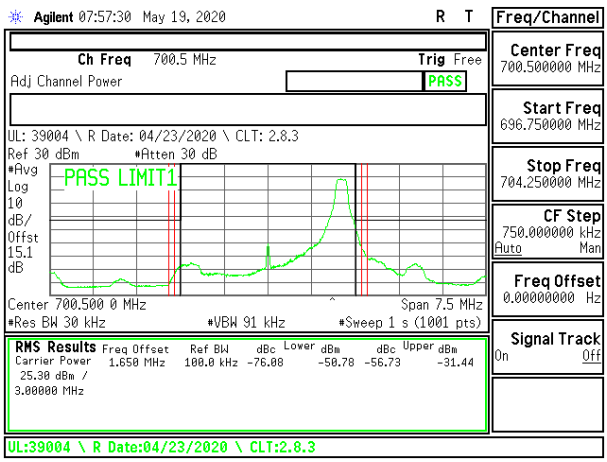

LTE B12 3MHz QPSK Low Channel RB1-14

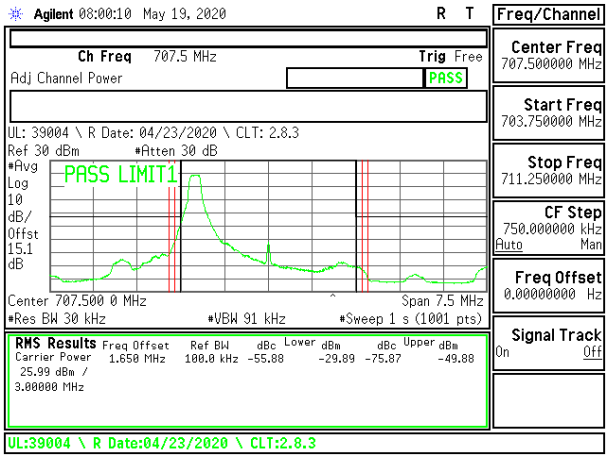

LTE B12 3MHz QPSK Middle Channel RB1-0

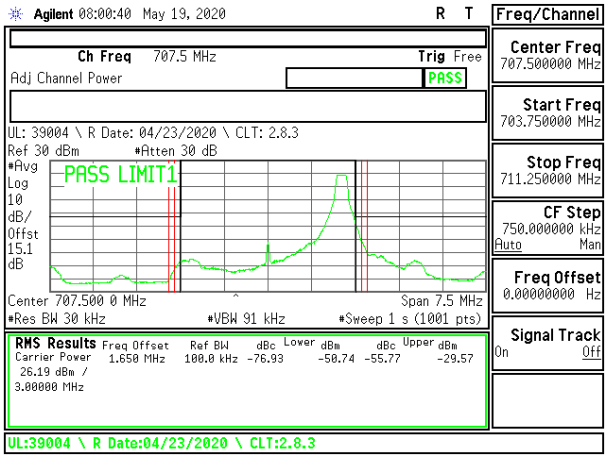

LTE B12 3MHz QPSK Middle Channel RB1-14

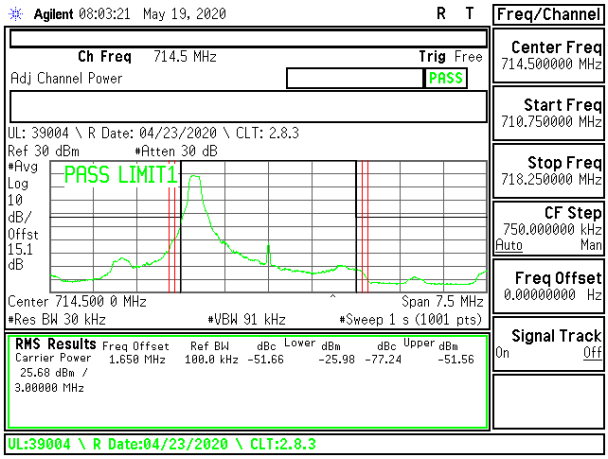

LTE B12 3MHz QPSK High Channel RB1-0

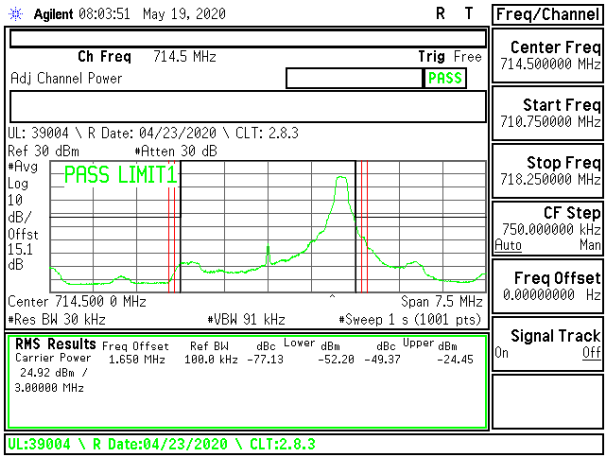

LTE B12 3MHz QPSK High Channel RB1-14

UL VERIFICATION SERVICES INC.
47173 BENICIA STREET, FREMONT, CA 94538, USA TEL: (510) 319-4000
FORM NO: CCSUP4031B
FAX: (510) 661-0888
This report shall not be reproduced except in full, without the written approval of UL Verification Services Inc.

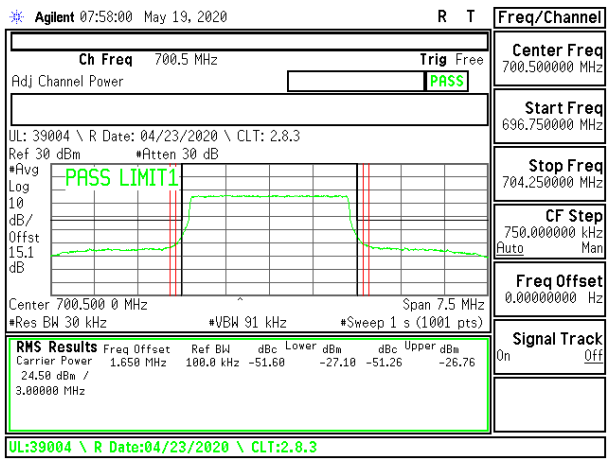

LTE B12 3MHz QPSK Low Channel RB15-0

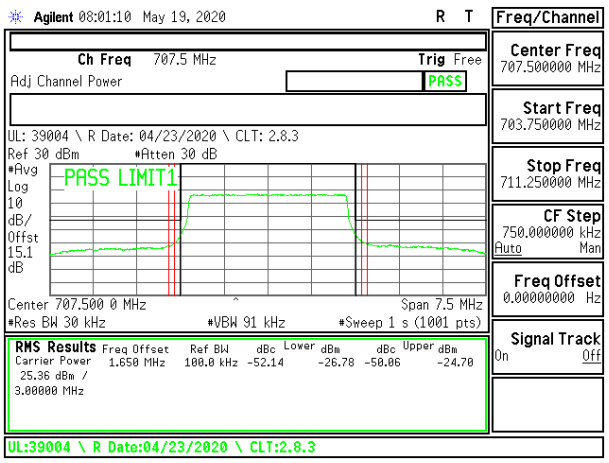

LTE B12 3MHz QPSK Middle Channel RB15-

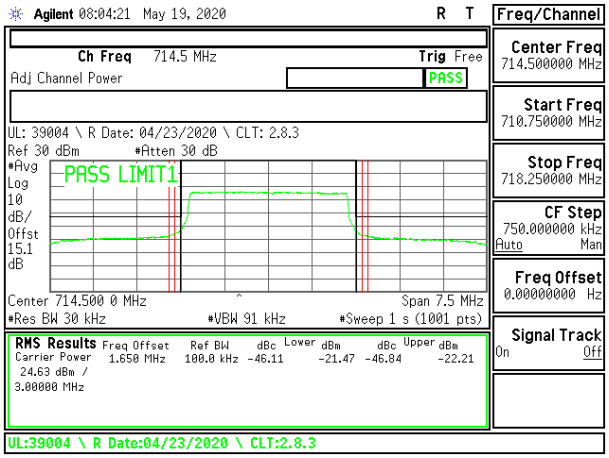

LTE B12 3MHz QPSK High Channel RB15-0

This report shall not be reproduced except in full, without the written approval of UL Verification Services Inc.

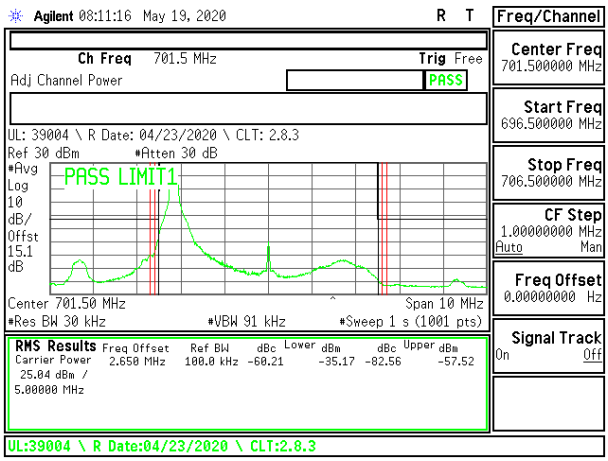

LTE B12 5MHz QPSK Low Channel RB1-0

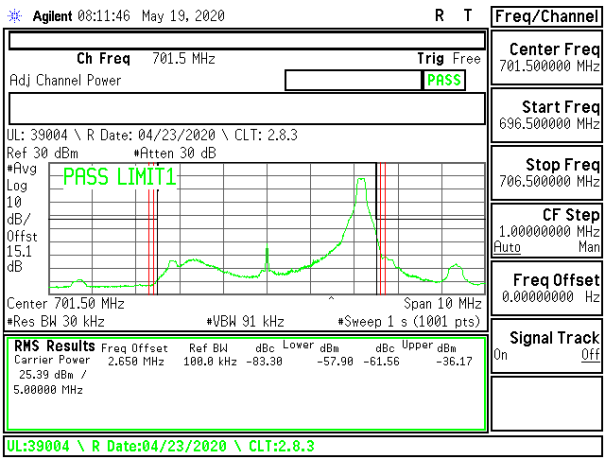

LTE B12 5MHz QPSK Low Channel RB1-24

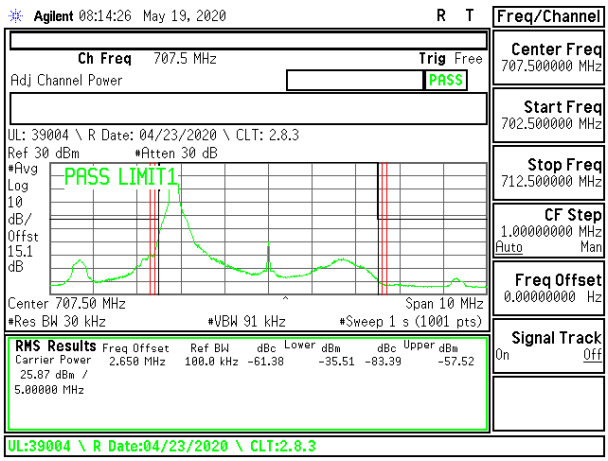

LTE B12 5MHz QPSK Middle Channel RB1-0

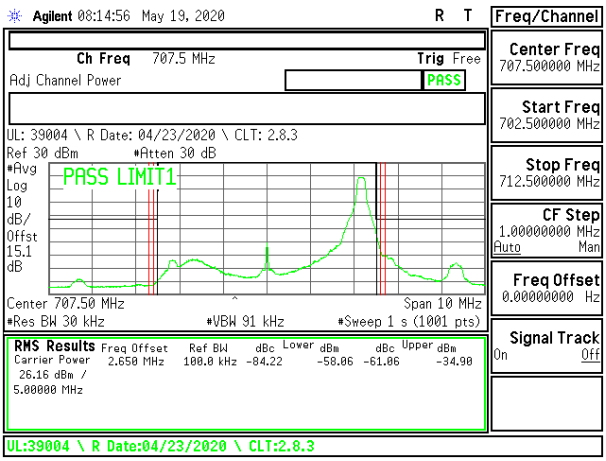

LTE B12 5MHz QPSK Middle Channel RB1-24

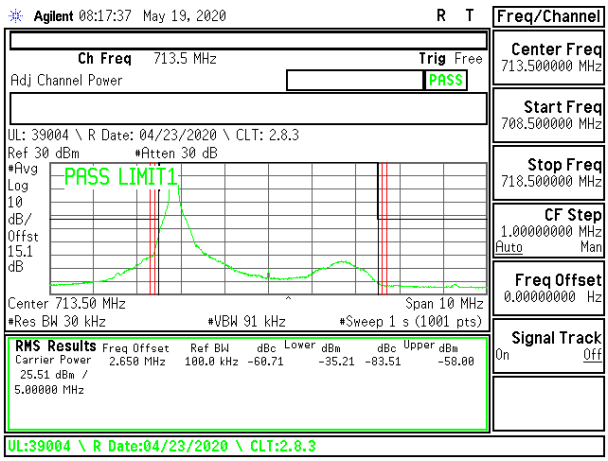

LTE B12 5MHz QPSK High Channel RB1-0

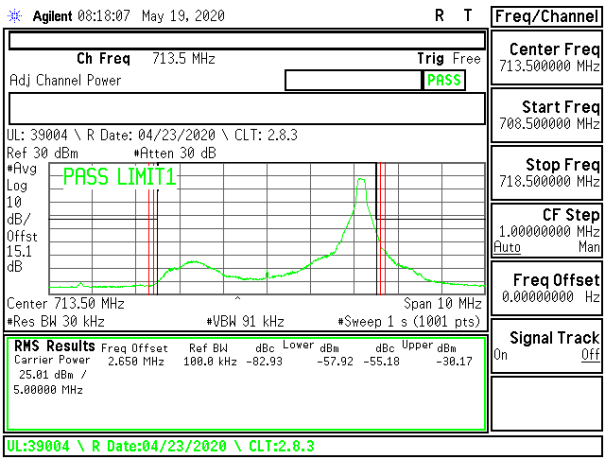

LTE B12 5MHz QPSK High Channel RB1-24

UL VERIFICATION SERVICES INC.
47173 BENICIA STREET, FREMONT, CA 94538, USA TEL: (510) 319-4000
FORM NO: CCSUP4031B
FAX: (510) 661-0888
This report shall not be reproduced except in full, without the written approval of UL Verification Services Inc.

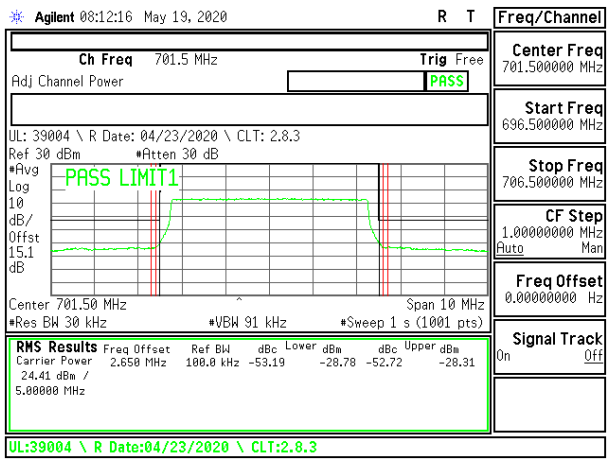

LTE B12 5MHz QPSK Low Channel RB25-0

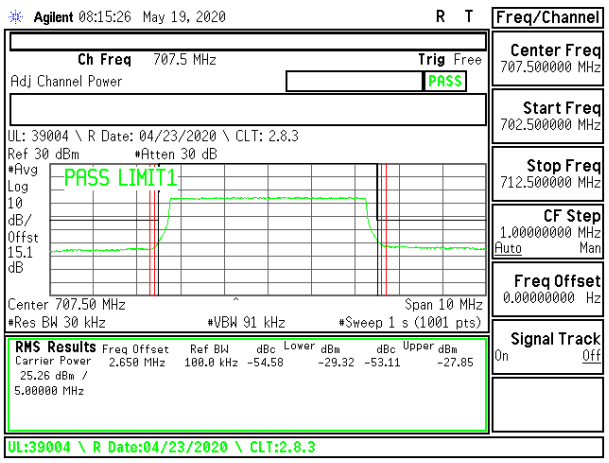

LTE B12 5MHz QPSK Middle Channel RB25-0

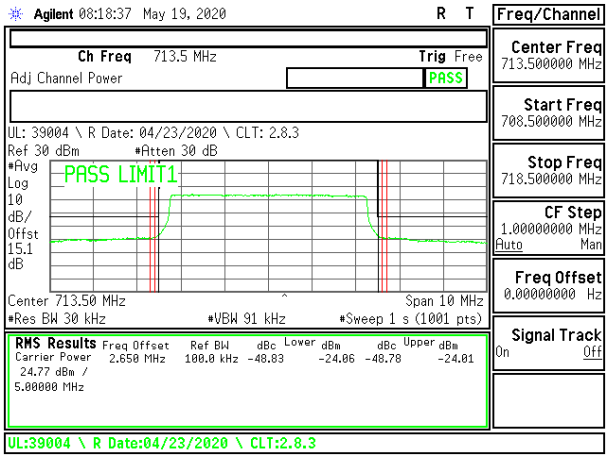

LTE B12 5MHz QPSK High Channel RB25-

UL VERIFICATION SERVICES INC. FORM NO: CCSUP4031B
47173 BENICIA STREET, FREMONT, CA 94538, USA TEL: (510) 319-4000 FAX: (510) 661-0888
This report shall not be reproduced except in full, without the written approval of UL Verification Services Inc.

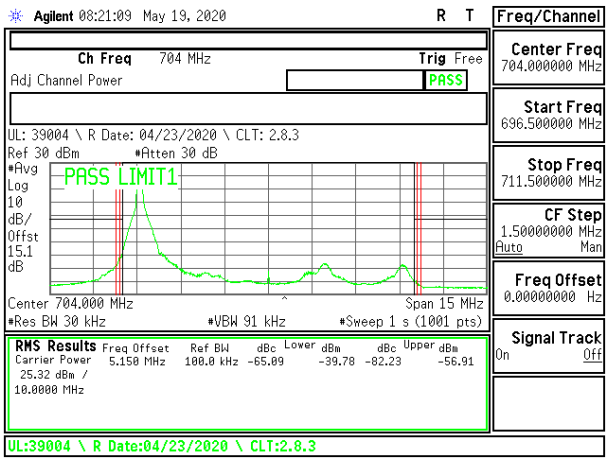

LTE B12 10MHz QPSK Low Channel RB1-0

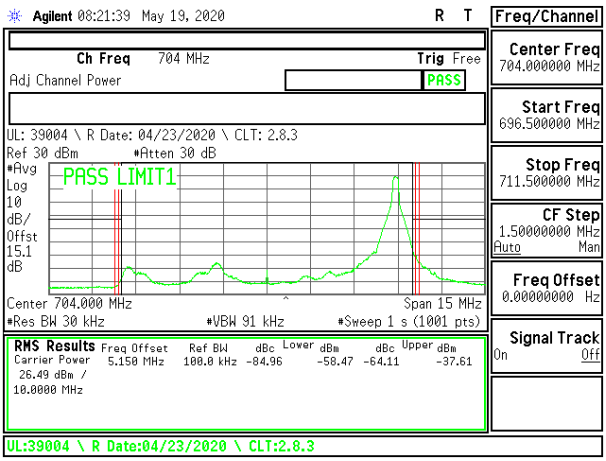

LTE B12 10MHz QPSK Low Channel RB1-49

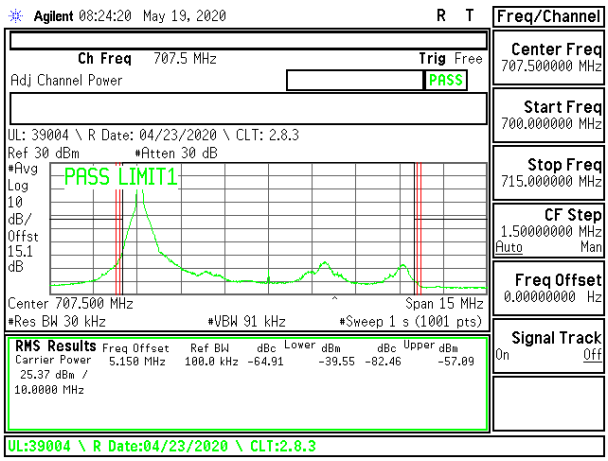

LTE B12 10MHz QPSK Middle Channel RB1-0

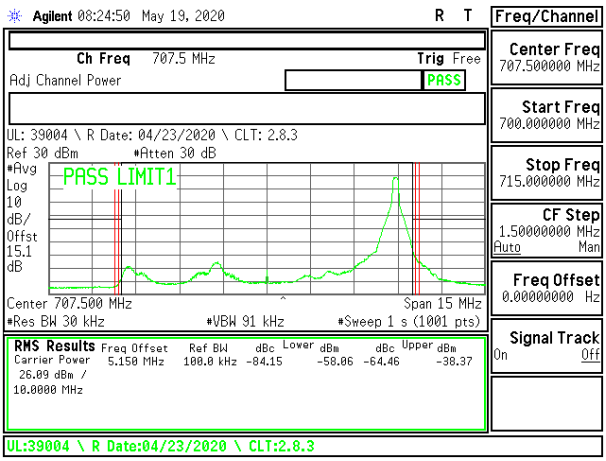

LTE B12 10MHz QPSK Middle Channel RB1-49

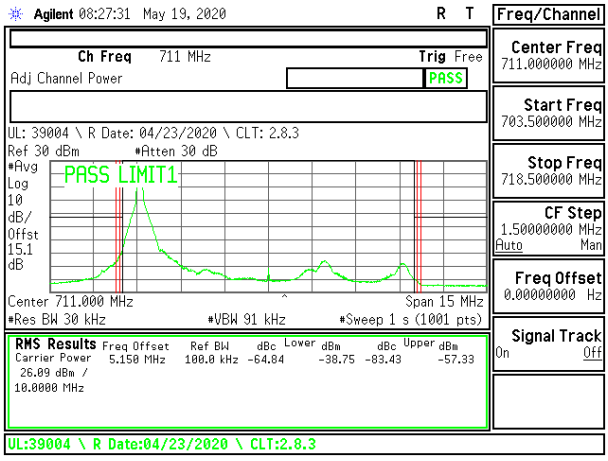

LTE B12 10MHz QPSK High Channel RB1-0

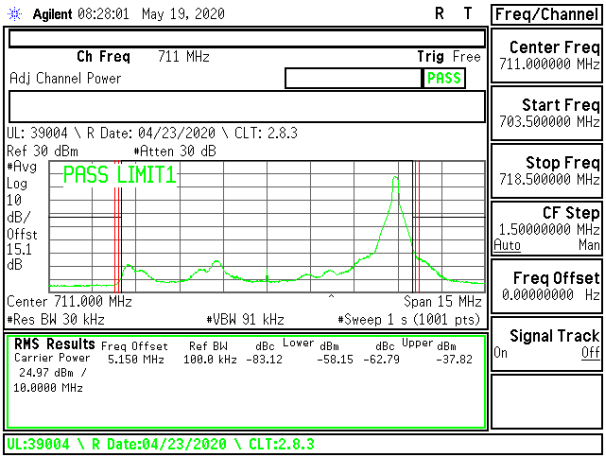

LTE B12 10MHz QPSK High Channel RB1-49

UL VERIFICATION SERVICES INC.
47173 BENICIA STREET, FREMONT, CA 94538, USA TEL: (510) 319-4000
FORM NO: CCSUP4031B
FAX: (510) 661-0888
This report shall not be reproduced except in full, without the written approval of UL Verification Services Inc.

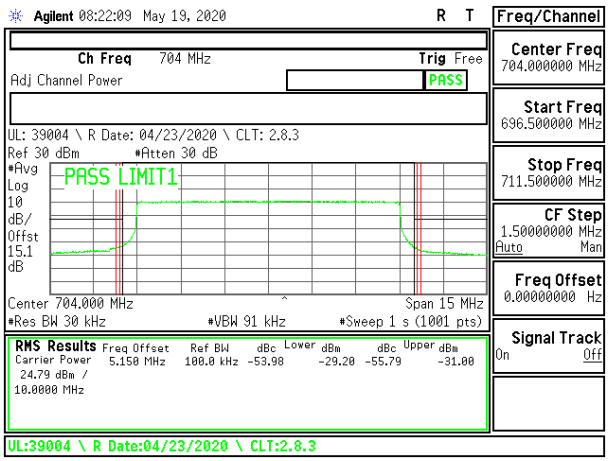

LTE B12 10MHz QPSK Low Channel RB50-0

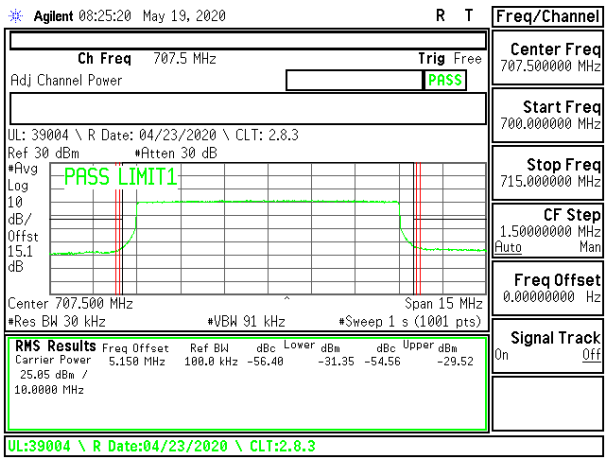

LTE B12 10MHz QPSK Middle Channel RB50-0

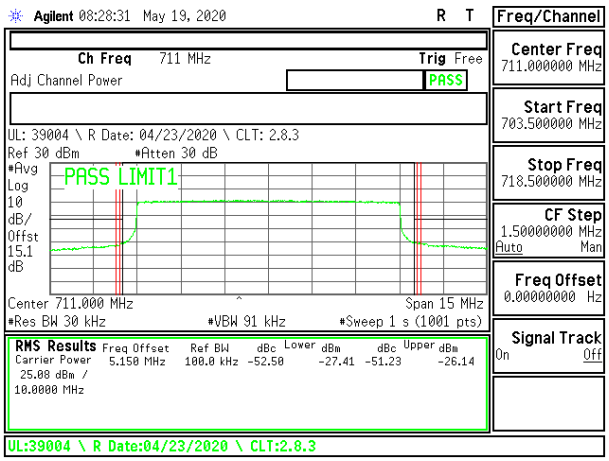

LTE B12 10MHz QPSK High Channel RB50-0

UL VERIFICATION SERVICES INC. FORM NO: CCSUP4031B
47173 BENICIA STREET, FREMONT, CA 94538, USA TEL: (510) 319-4000 FAX: (510) 661-0888
This report shall not be reproduced except in full, without the written approval of UL Verification Services Inc.

5G NR BAND n12 ADJACENT CHANNEL POWER

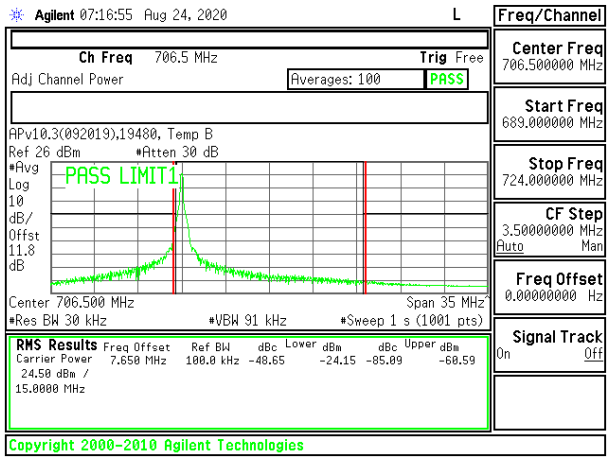

5G NR Band n12 15MHz QPSK Low Channel RB1-0

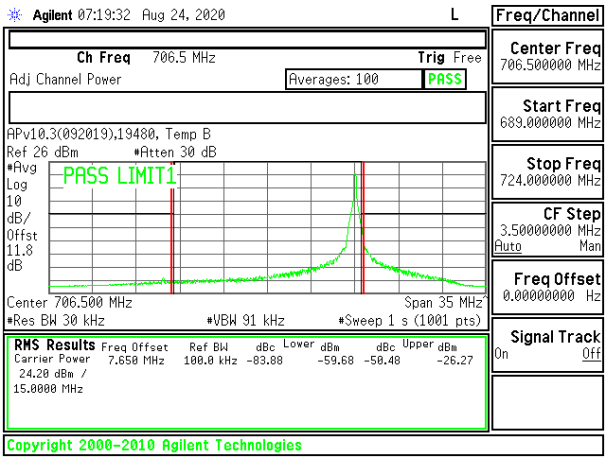

5G NR Band n12 15MHz QPSK Low Channel RB1-78

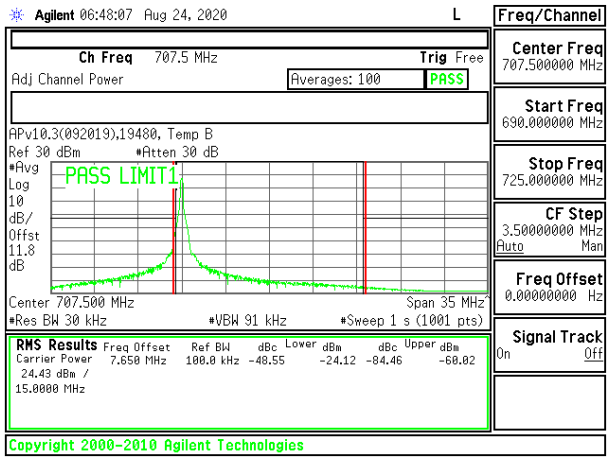

5G NR Band n12 15MHz QPSK Middle Channel RB1-0

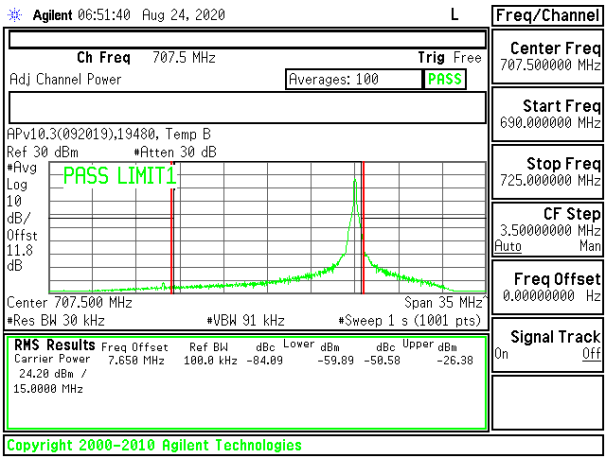

5G NR Band n12 15MHz QPSK Middle Channel RB1-78

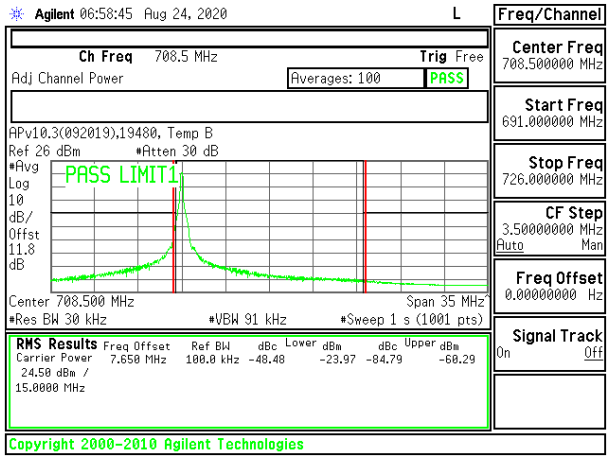

5G NR Band n12 15MHz QPSK High Channel RB1-0

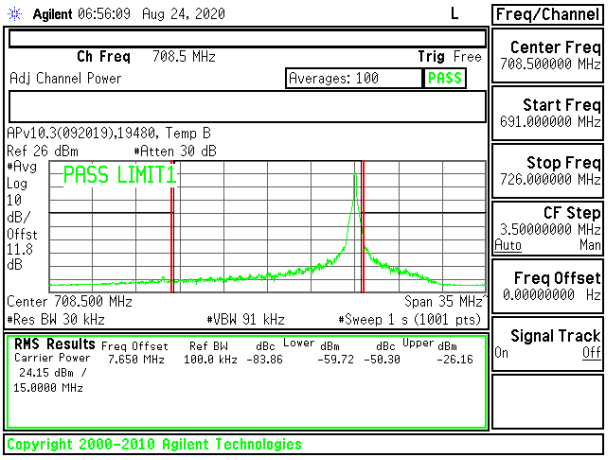

5G NR Band n12 15MHz QPSK High Channel RB1-78

UL VERIFICATION SERVICES INC. FORM NO: CCSUP4031B
47173 BENICIA STREET, FREMONT, CA 94538, USA TEL: (510) 319-4000 FAX: (510) 661-0888
This report shall not be reproduced except in full, without the written approval of UL Verification Services Inc.

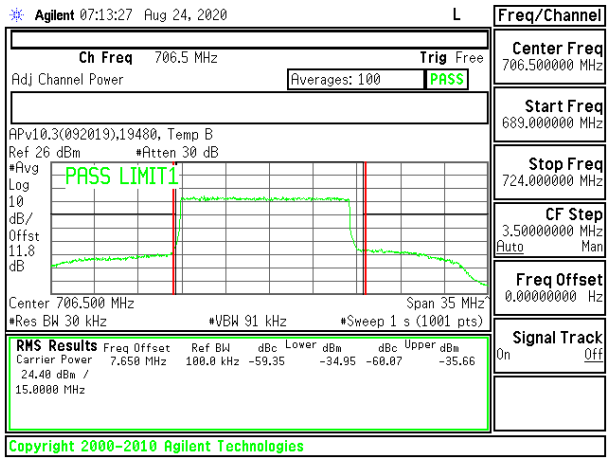

5G NR Band n12 15MHz QPSK Low Channel RB75-0

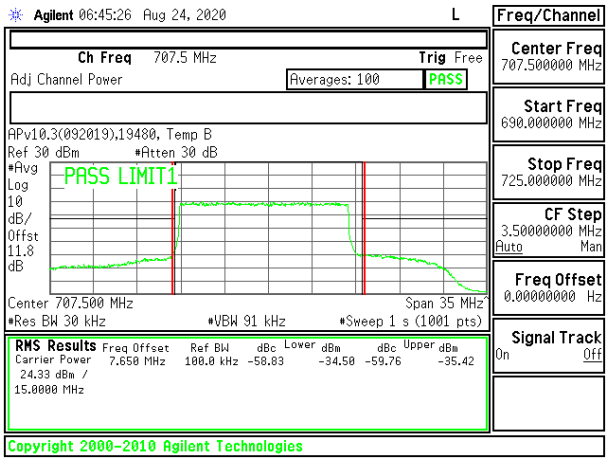

5G NR Band n12 15MHz QPSK Middle Channel RB75-0

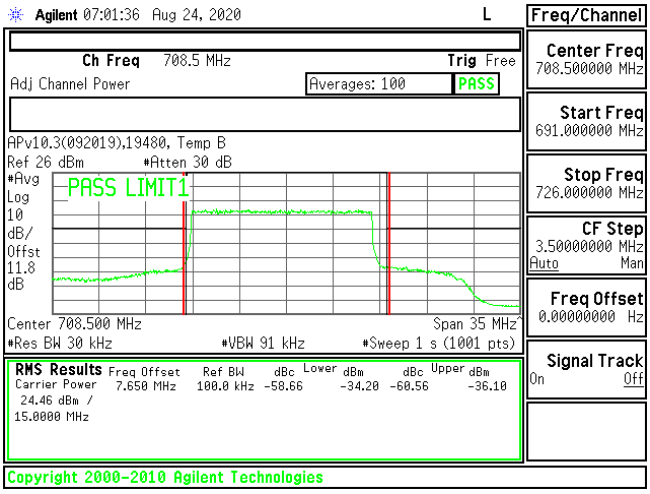

5G NR Band n12 15MHz QPSK High Channel RB75-0

This report shall not be reproduced except in full, without the written approval of UL Verification Services Inc.

8.2.5. LTE BAND 13 ADJACENT CHANNEL POWER

LIMITS

FCC: §27.53
(c)For operations in the 746-758 MHz band and the 776-788 MHz band, the power of any emission outside the licensee's frequency band(s) of operation shall be attenuated below the transmitter power (P) within the licensed band(s) of operation, measured in watts, in accordance with the following:

(2) On any frequency outside the 776-788 MHz band, the power of any emission shall be attenuated outside the band below the transmitter power (P) by at least 43 + 10 log (P) dB;

(4) On all frequencies between 763-775 MHz and 793-805 MHz, by a factor not less than 65 + 10 log (P) dB in a 6.25 kHz band segment, for mobile and portable stations;

(5) Compliance with the provisions of paragraphs (c)(2) of this section is based on the use of measurement instrumentation employing a resolution bandwidth of 100 kHz or greater. However, in the 100 kHz bands immediately outside and adjacent to the frequency block, a resolution bandwidth of at least 30 kHz may be employed;

(6) Compliance with the provisions of paragraphs (c)(4) of this section is based on the use of measurement instrumentation such that the reading taken with any resolution bandwidth setting should be adjusted to indicate spectral energy in a 6.25 kHz segment.

(f) Emissions in the band 1559-1610 MHz shall be limited to −70 dBW/MHz equivalent isotropically radiated power (EIRP) for wideband signals. (-70 dBW/MHz = -40dBm/MHz).

UL VERIFICATION SERVICES INC. FORM NO: CCSUP4031B
47173 BENICIA STREET, FREMONT, CA 94538, USA TEL: (510) 319-4000 FAX: (510) 661-0888
This report shall not be reproduced except in full, without the written approval of UL Verification Services Inc.

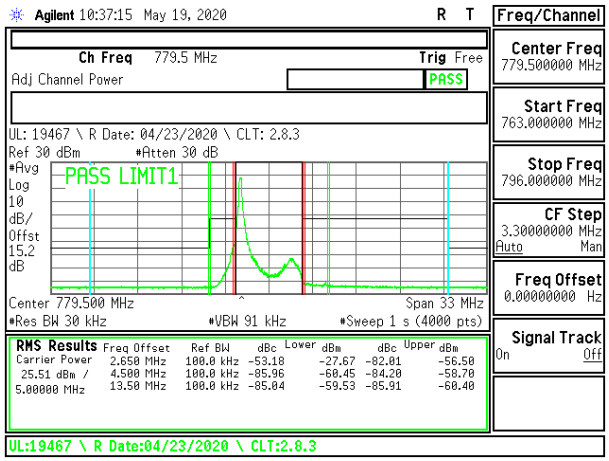

LTE B13 5MHz QPSK Low Channel RB1-0

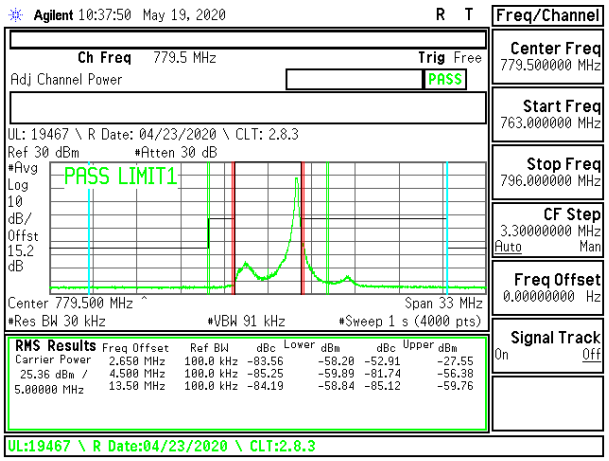

LTE B13 5MHz QPSK Low Channel RB1-24

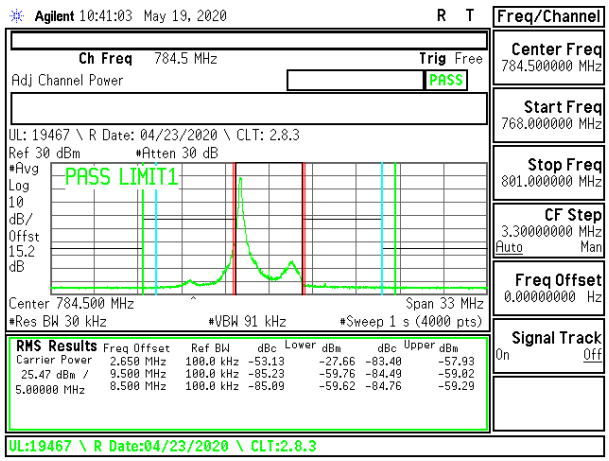

LTE B13 5MHz QPSK High Channel RB1-0

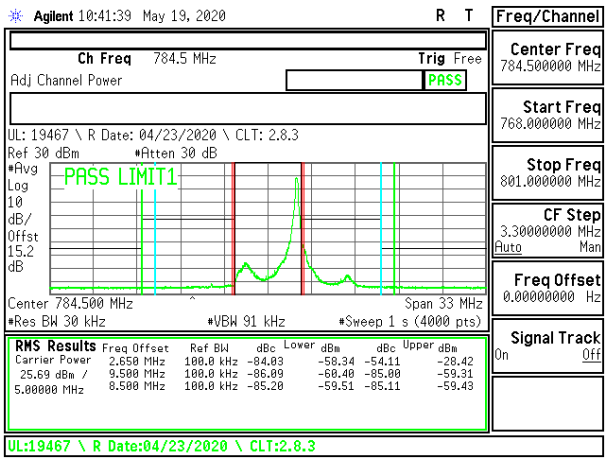

LTE B13 5MHz QPSK High Channel RB1-24

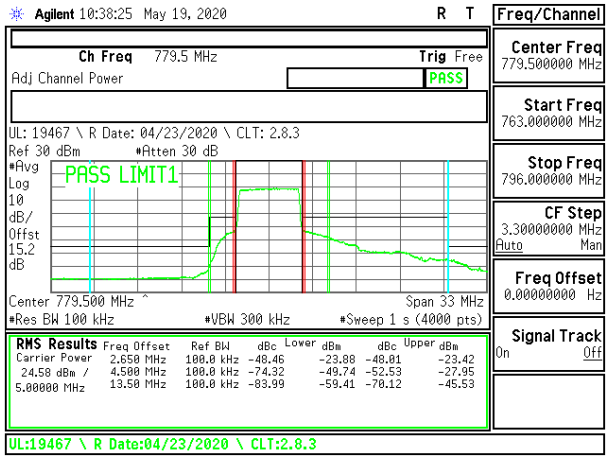

LTE B13 5MHz QPSK Low Channel RB25-0

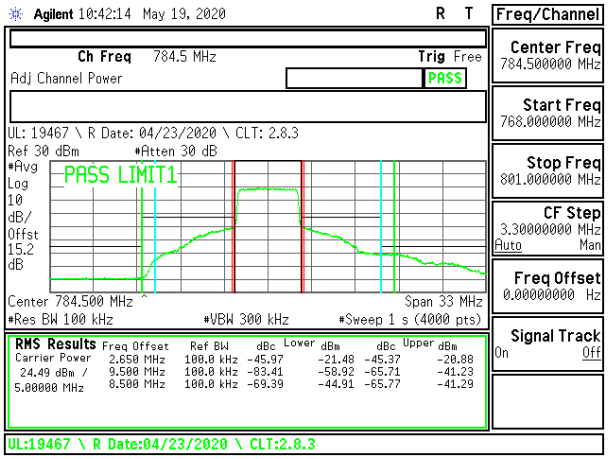

LTE B13 5MHz QPSK High Channel RB25-0

UL VERIFICATION SERVICES INC. FORM NO: CCSUP4031B
47173 BENICIA STREET, FREMONT, CA 94538, USA TEL: (510) 319-4000 FAX: (510) 661-0888
This report shall not be reproduced except in full, without the written approval of UL Verification Services Inc.

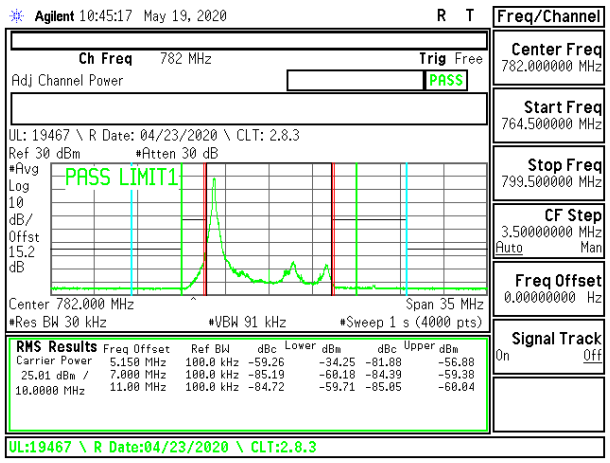

LTE B13 10MHz QPSK Middle Channel RB1-0

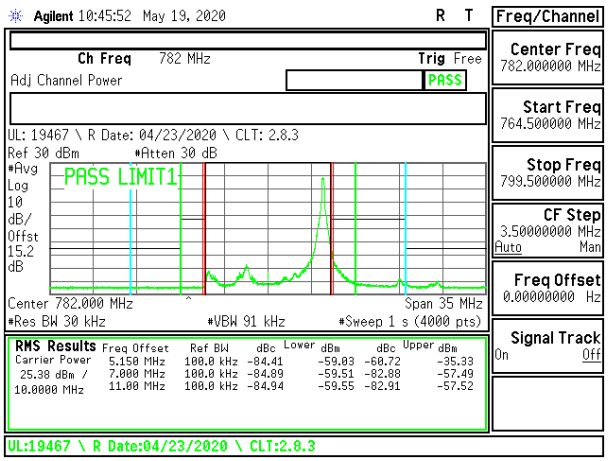

LTE B13 10MHz QPSK Middle Channel RB1-49

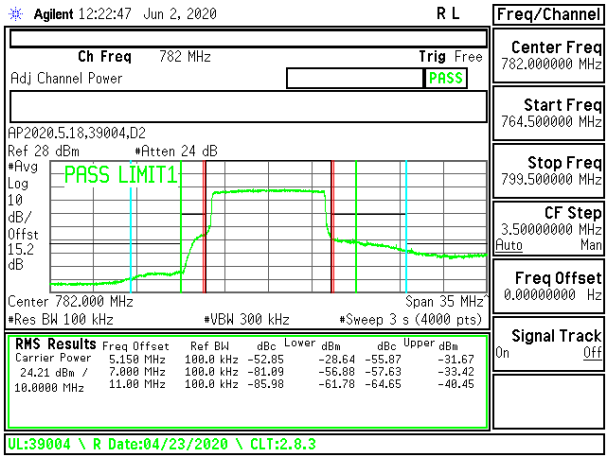

LTE B13 10MHz QPSK Middle Channel RB50-0

This report shall not be reproduced except in full, without the written approval of UL Verification Services Inc.

8.2.6. LTE BAND 14 ADJACENT CHANNEL POWER

LIMITS

FCC: §90.543 Emission Limitations.
(e) For operations in the 758-768 MHz and the 788-798 MHz bands, the power of any emission outside the licensee's frequency band(s) of operation shall be attenuated below the transmitter power (P) within the licensed band(s) of operation, measured in watts, in accordance with the following:

(2) On all frequencies between 769-775 MHz and 799-805 MHz, by a factor not less than 65 + 10 log (P) dB in a 6.25 kHz band segment, for mobile and portable stations.

(3) On any frequency between 775-788 MHz, above 805 MHz, and below 758 MHz, by at least 43 + 10 log (P) dB.

(4) Compliance with the provisions of paragraphs (e)(1) and (2) of this section is based on the use of measurement instrumentation such that the reading taken with any resolution bandwidth setting should be adjusted to indicate spectral energy in a 6.25 kHz segment.

(5) Compliance with the provisions of paragraph (e)(3) of this section is based on the use of measurement instrumentation employing a resolution bandwidth of 100 kHz or greater. However, in the 100 kHz bands immediately outside and adjacent to the frequency block, a resolution bandwidth of 30 kHz may be employed.

(f) For operations in the 758-775 MHz and 788-805 MHz bands, all emissions including harmonics in the band 1559-1610 MHz shall be limited to −70 dBW/MHz equivalent isotropically radiated power (EIRP) for wideband signals, and −80 dBW EIRP for discrete emissions of less than 700 Hz bandwidth. For the purpose of equipment authorization, a transmitter shall be tested with an antenna that is representative of the type that will be used with the equipment in normal operation.

UL VERIFICATION SERVICES INC. FORM NO: CCSUP4031B
47173 BENICIA STREET, FREMONT, CA 94538, USA TEL: (510) 319-4000 FAX: (510) 661-0888
This report shall not be reproduced except in full, without the written approval of UL Verification Services Inc.

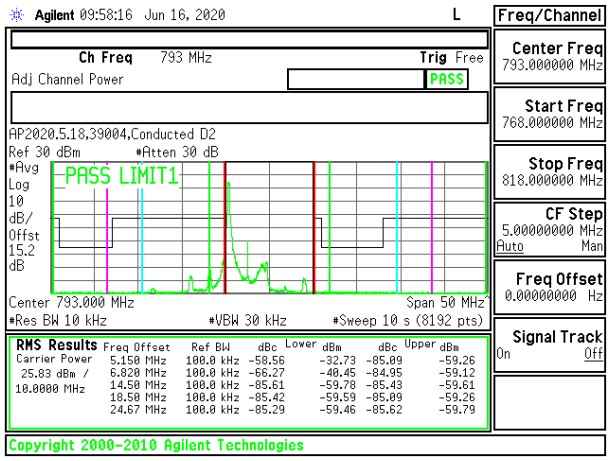

LTE B14 5MHz QPSK Low Channel RB1-0

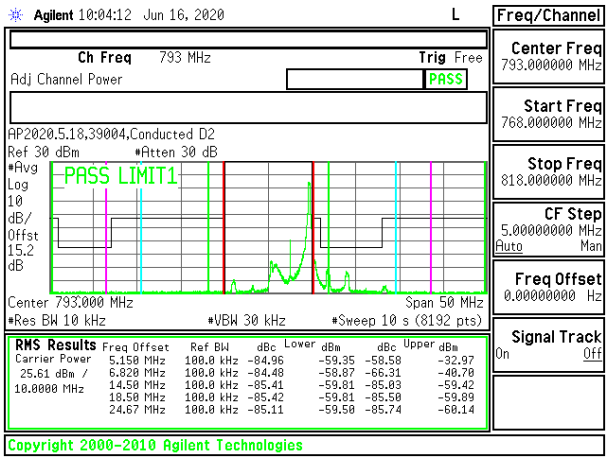

LTE B14 5MHz QPSK High Channel RB1-24

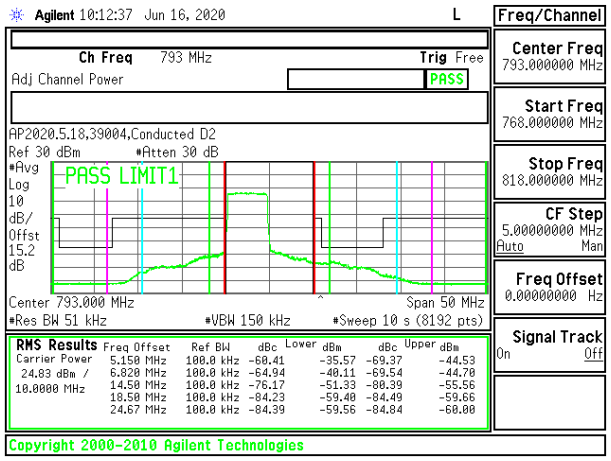

LTE B14 5MHz QPSK Low Channel RB25-0

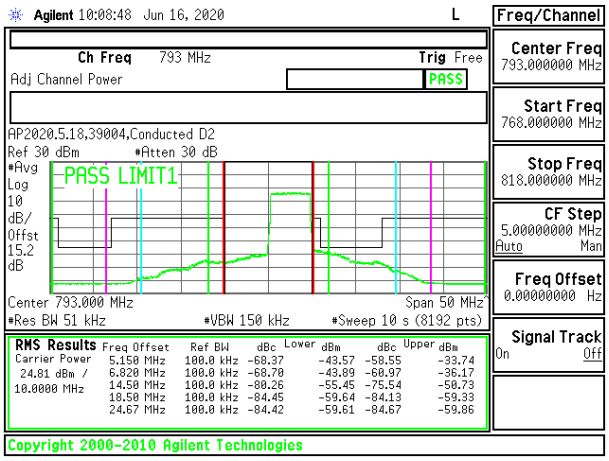

LTE B14 5MHz QPSK High Channel RB25-0

This report shall not be reproduced except in full, without the written approval of UL Verification Services Inc.

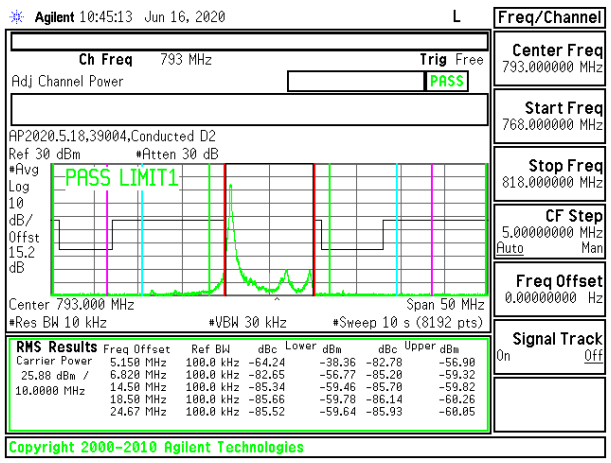

LTE B14 10MHz QPSK Middle Channel RB1-0

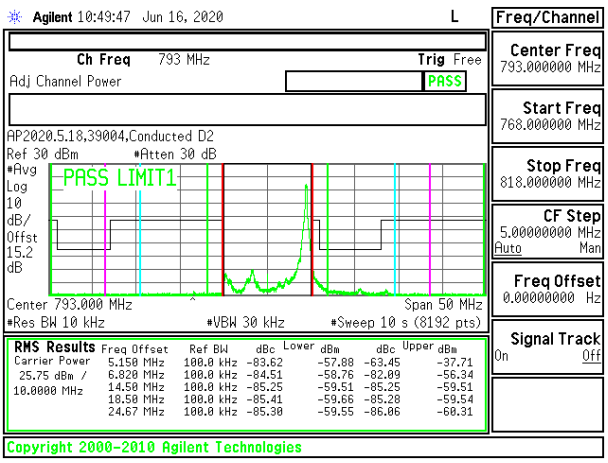

LTE B14 10MHz QPSK Middle Channel RB1-49

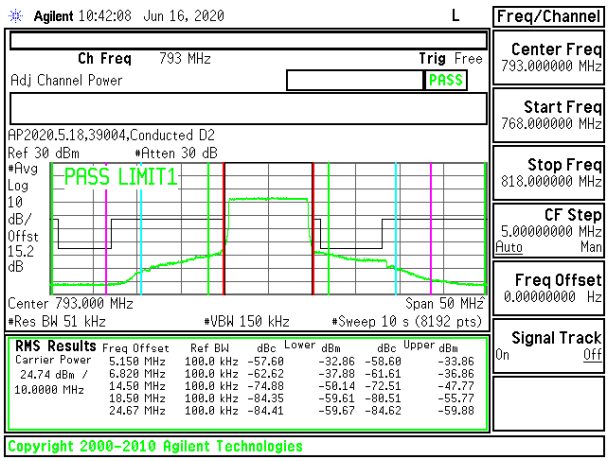

LTE B14 10MHz QPSK Middle Channel RB50-0

This report shall not be reproduced except in full, without the written approval of UL Verification Services Inc.

8.2.7. LTE BAND 17 ADJACENT CHANNEL POWER

LIMITS

FCC: §27.53
(g) For operations in the 600 MHz band and the 698-746 MHz band, the power of any emission outside a licensee's frequency band(s) of operation shall be attenuated below the transmitter power (P) within the licensed band(s) of operation, measured in watts, by at least 43 + 10 log (P) dB. Compliance with this provision is based on the use of measurement instrumentation employing a resolution bandwidth of 100 kilohertz or greater. However, in the 100 kilohertz bands immediately outside and adjacent to a licensee's frequency block, a resolution bandwidth of at least 30 kHz may be employed.

UL VERIFICATION SERVICES INC. FORM NO: CCSUP4031B
47173 BENICIA STREET, FREMONT, CA 94538, USA TEL: (510) 319-4000 FAX: (510) 661-0888
This report shall not be reproduced except in full, without the written approval of UL Verification Services Inc.

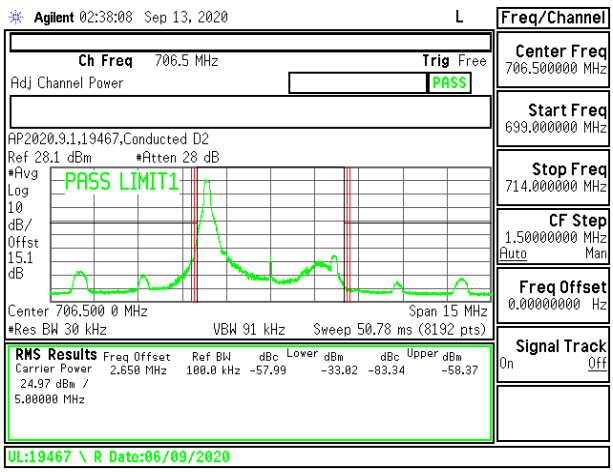

LTE B17 5MHz QPSK Low Channel RB1-0

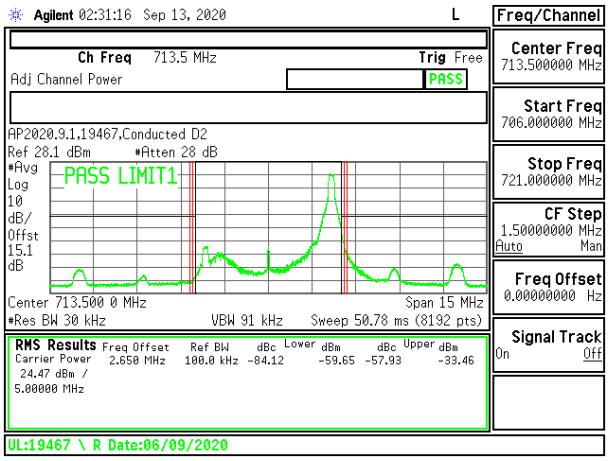

LTE B17 5MHz QPSK High Channel RB1-24

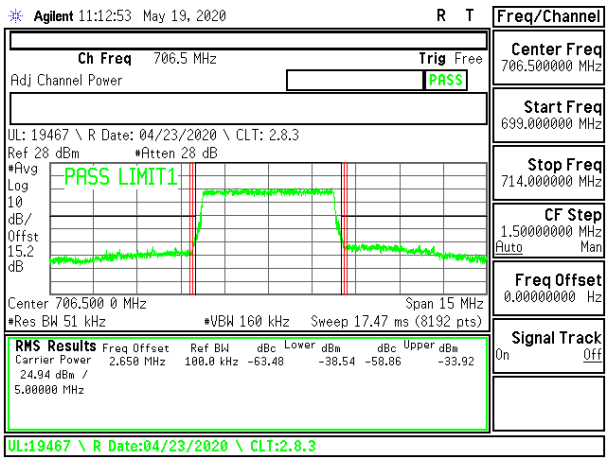

LTE B17 5MHz QPSK Low Channel RB25-0

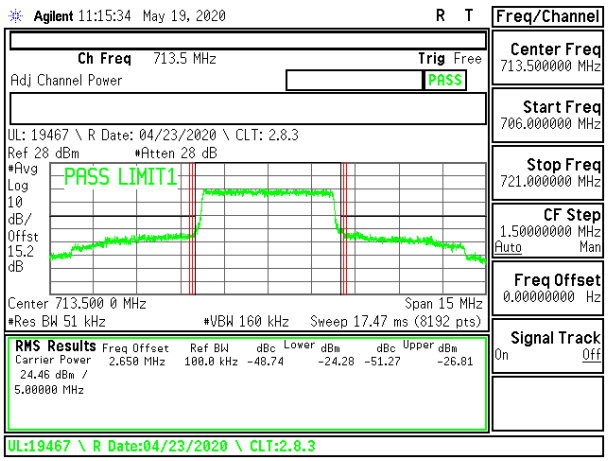

LTE B17 5MHz QPSK High Channel RB25-0

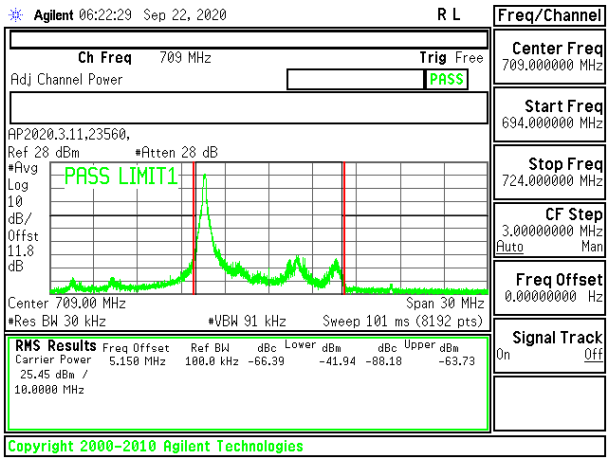

LTE B17 10MHz QPSK Low Channel RB1-0

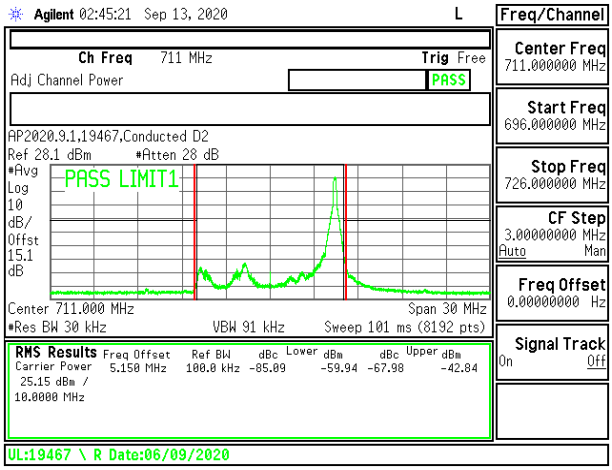

LTE B17 10MHz QPSK High Channel RB1-49

UL VERIFICATION SERVICES INC. FORM NO: CCSUP4031B
47173 BENICIA STREET, FREMONT, CA 94538, USA TEL: (510) 319-4000 FAX: (510) 661-0888
This report shall not be reproduced except in full, without the written approval of UL Verification Services Inc.

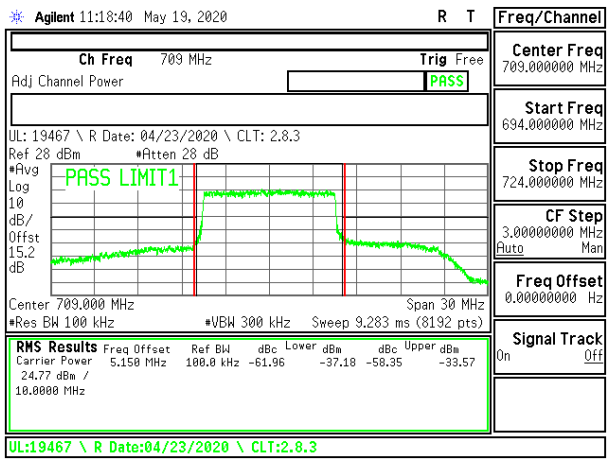

LTE B17 10MHz QPSK Low Channel RB50-0

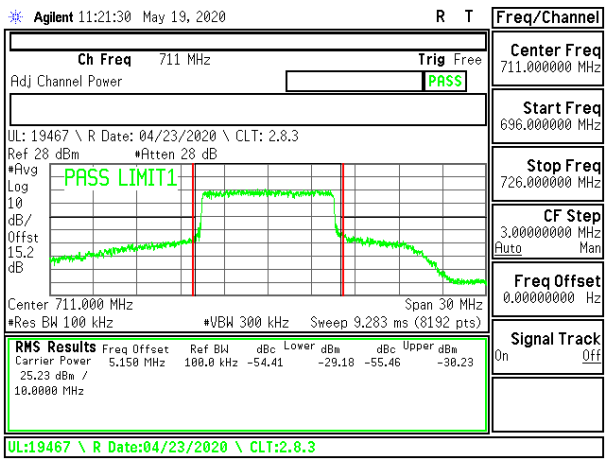

LTE B17 10MHz QPSK High Channel RB50-0

UL VERIFICATION SERVICES INC. FORM NO: CCSUP4031B
47173 BENICIA STREET, FREMONT, CA 94538, USA TEL: (510) 319-4000 FAX: (510) 661-0888
This report shall not be reproduced except in full, without the written approval of UL Verification Services Inc.

8.2.8. LTE BAND 25 BANDEDGE

LIMITS

FCC: §24.238
The power of any emission outside of the authorized operating frequency ranges must be attenuated below the transmitting power (P) by a factor of at least 43 + 10 log (P) dB.

This report shall not be reproduced except in full, without the written approval of UL Verification Services Inc.

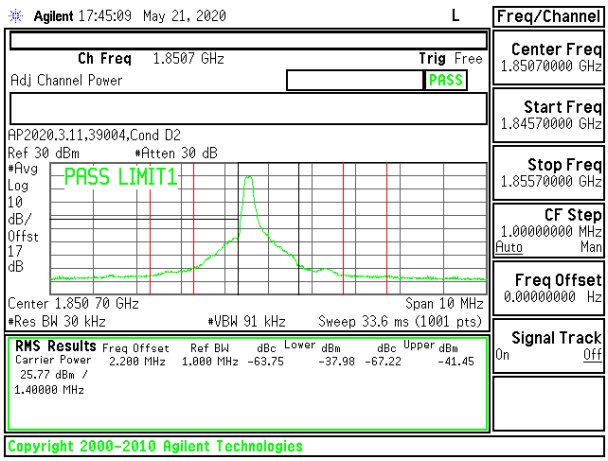

LTE B25 1.4MHz QPSK Low Channel RB1-0

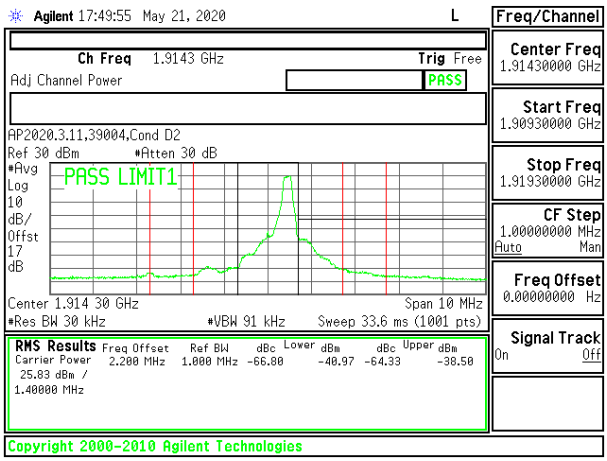

LTE B25 1.4MHz QPSK High Channel RB1-5

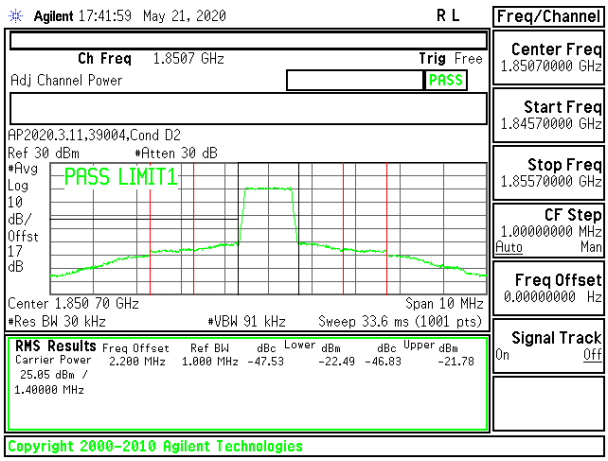

LTE B25 1.4MHz QPSK Low Channel RB6-0

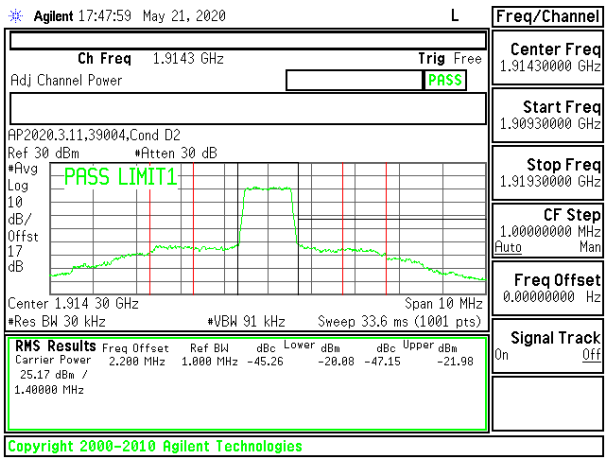

LTE B25 1.4MHz QPSK High Channel RB6-0

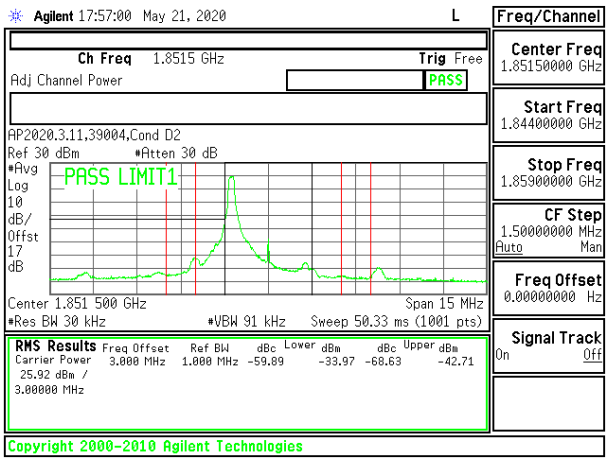

LTE B25 3MHz QPSK Low Channel RB1-0

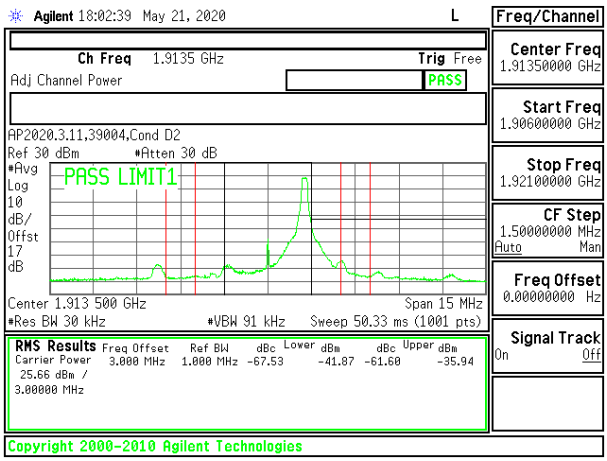

LTE B25 3MHz QPSK High Channel RB1-14

This report shall not be reproduced except in full, without the written approval of UL Verification Services Inc.

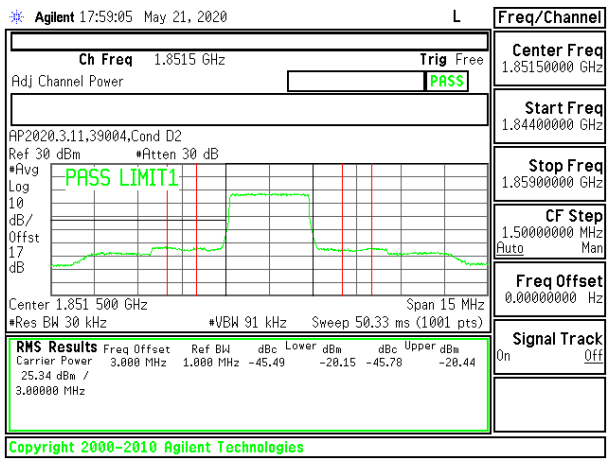

LTE B25 3MHz QPSK Low Channel RB15-0

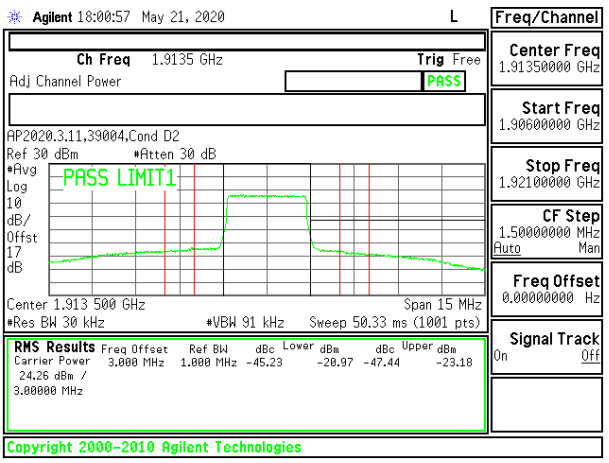

LTE B25 3MHz QPSK High Channel RB15-0

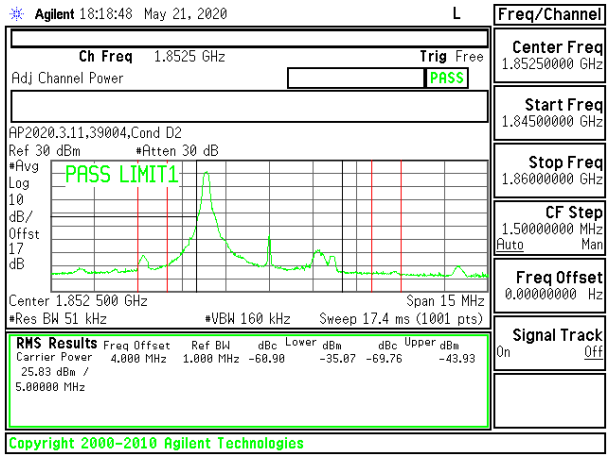

LTE B25 5MHz QPSK Low Channel RB1-0

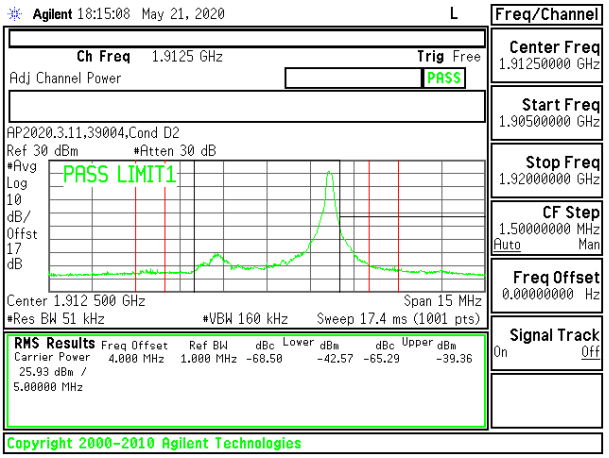

LTE B25 5MHz QPSK High Channel RB1-24

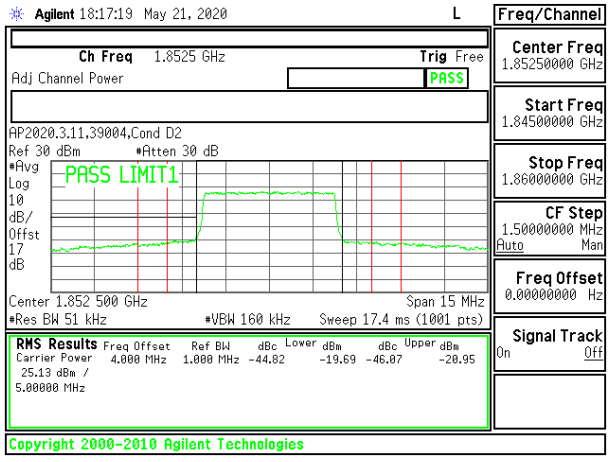

LTE B25 5MHz QPSK Low Channel RB25-0

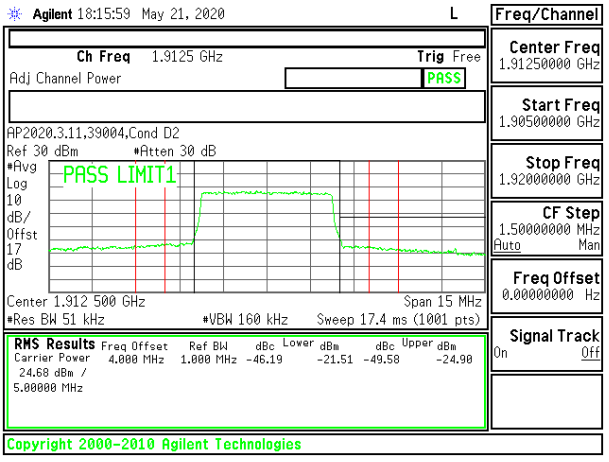

LTE B25 5MHz QPSK High Channel RB25-0

UL VERIFICATION SERVICES INC.
47173 BENICIA STREET, FREMONT, CA 94538, USA TEL: (510) 319-4000
FORM NO: CCSUP4031B
FAX: (510) 661-0888
This report shall not be reproduced except in full, without the written approval of UL Verification Services Inc.

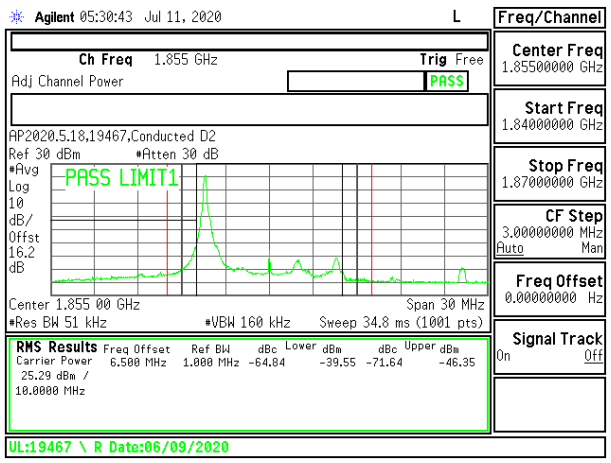

LTE B25 10MHz QPSK Low Channel RB1-0

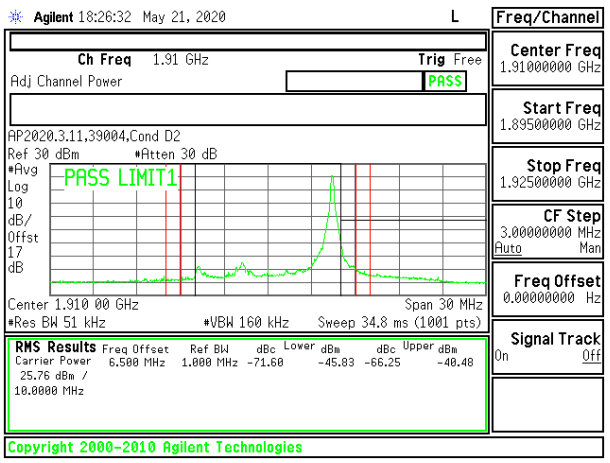

LTE B25 10MHz QPSK High Channel RB1-49

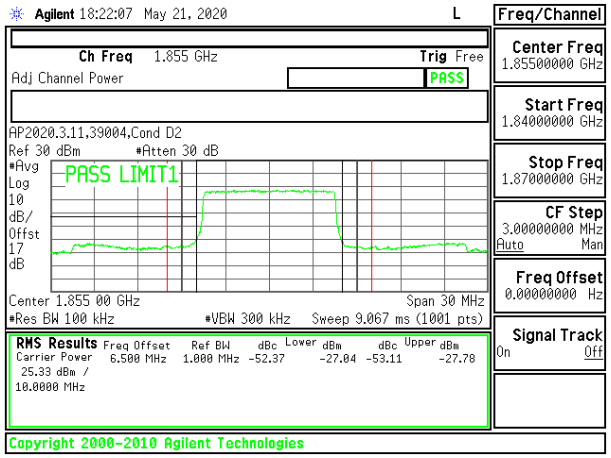

LTE B25 10MHz QPSK Low Channel RB50-0

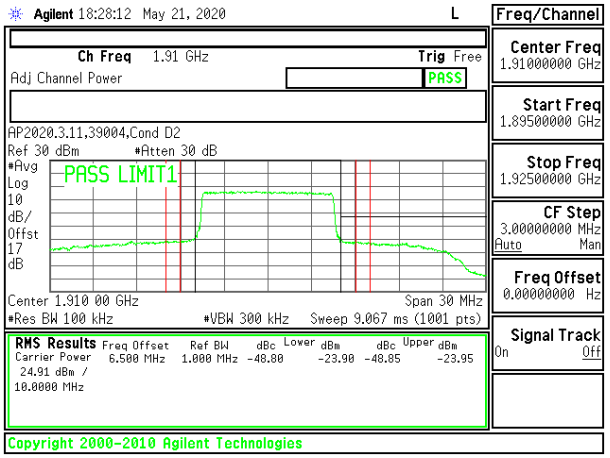

LTE B25 10MHz QPSK High Channel RB50-0

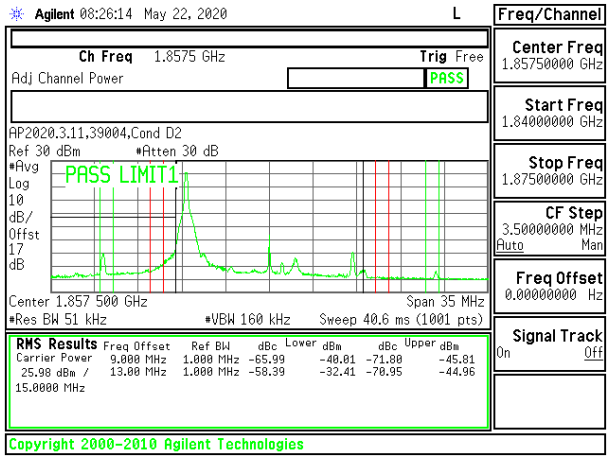

LTE B25 15MHz QPSK Low Channel RB1-0

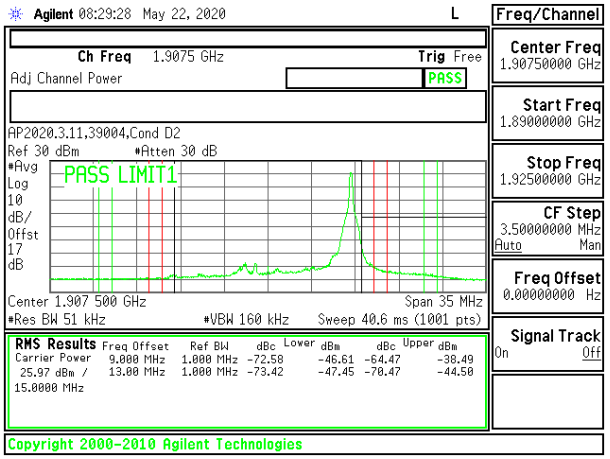

LTE B25 15MHz QPSK High Channel RB1-74

UL VERIFICATION SERVICES INC.
47173 BENICIA STREET, FREMONT, CA 94538, USA TEL: (510) 319-4000
FORM NO: CCSUP4031B
FAX: (510) 661-0888
This report shall not be reproduced except in full, without the written approval of UL Verification Services Inc.

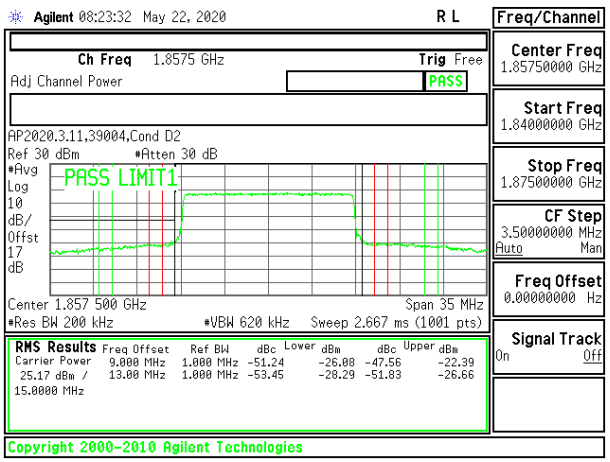

LTE B25 15MHz QPSK Low Channel RB75-0

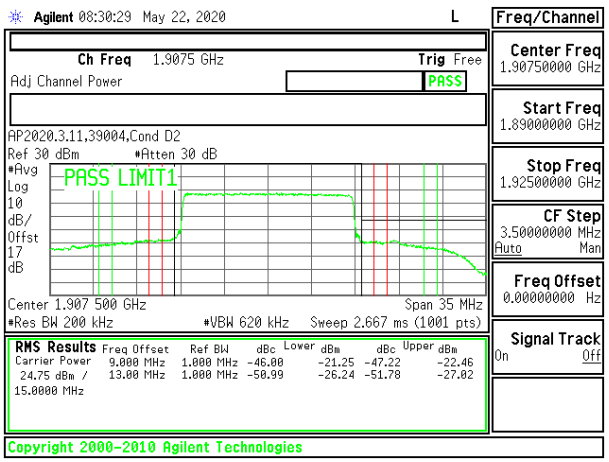

LTE B25 15MHz QPSK High Channel RB75-0

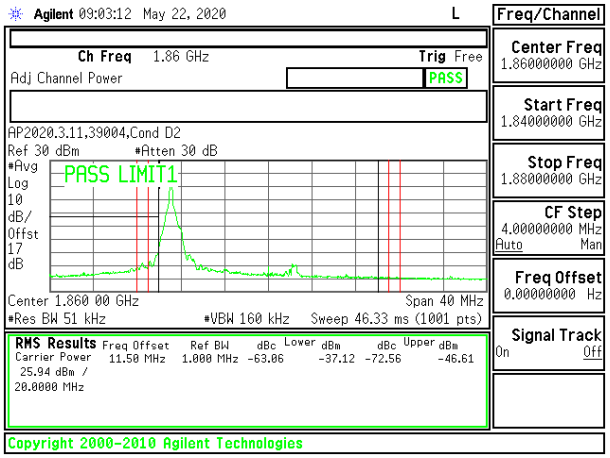

LTE B25 20MHz QPSK Low Channel RB1-0

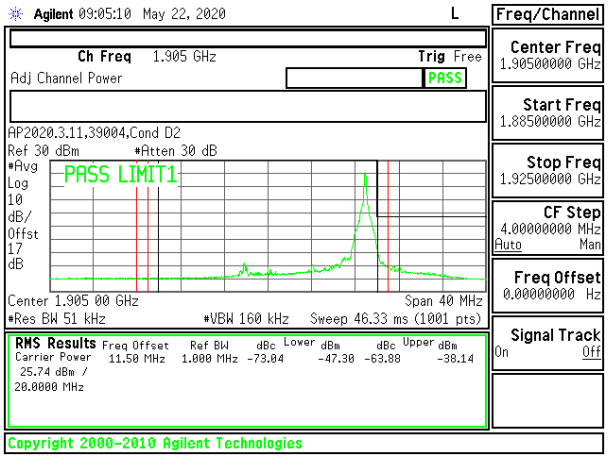

LTE B25 20MHz QPSK High Channel RB1-99

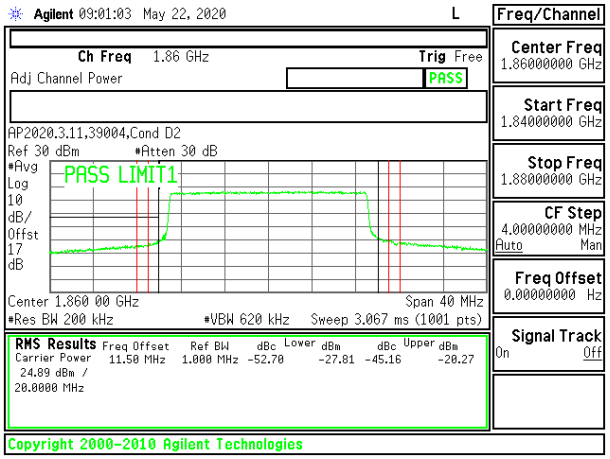

LTE B25 20MHz QPSK Low Channel RB100-0

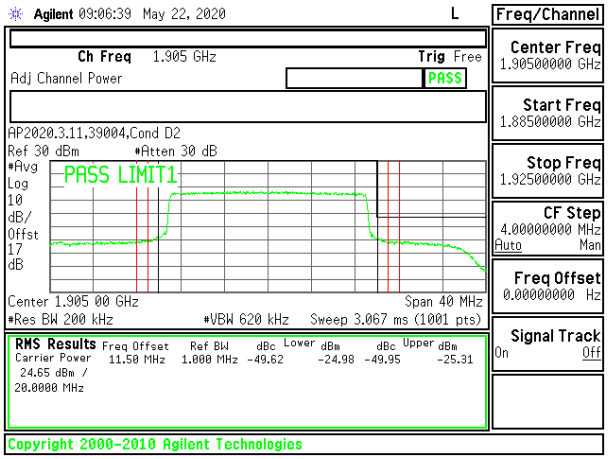

LTE B25 20MHz QPSK High Channel RB100-0

UL VERIFICATION SERVICES INC. FORM NO: CCSUP4031B
47173 BENICIA STREET, FREMONT, CA 94538, USA TEL: (510) 319-4000 FAX: (510) 661-0888
This report shall not be reproduced except in full, without the written approval of UL Verification Services Inc.

8.2.9. LTE BAND 26 EMISSION MASK (FCC PART 90S)

LIMITS

FCC: §90.691 Emission mask requirements for EA-based systems.
(a) Out-of-band emission requirement shall apply only to the “outer” channels included in an EA license and to spectrum adjacent to interior channels used by incumbent licensees. The emission limits are as follows:

(1) For any frequency removed from the EA licensee's frequency block by up to and including 37.5 kHz, the power of any emission shall be attenuated below the transmitter power (P) in watts by at least 116 Log10(f/6.1) decibels or 50 + 10 Log10(P) decibels or 80 decibels, whichever is the lesser attenuation, where f is the frequency removed from the center of the outer channel in the block in kilohertz and where f is greater than 12.5 kHz.

(2) For any frequency removed from the EA licensee's frequency block greater than 37.5 kHz, the power of any emission shall be attenuated below the transmitter power (P) in watts by at least 43 + 10Log10(P) decibels or 80 decibels, whichever is the lesser attenuation, where f is the frequency removed from the center of the outer channel in the block in kilohertz and where f is greater than 37.5 kHz.

This report shall not be reproduced except in full, without the written approval of UL Verification Services Inc.

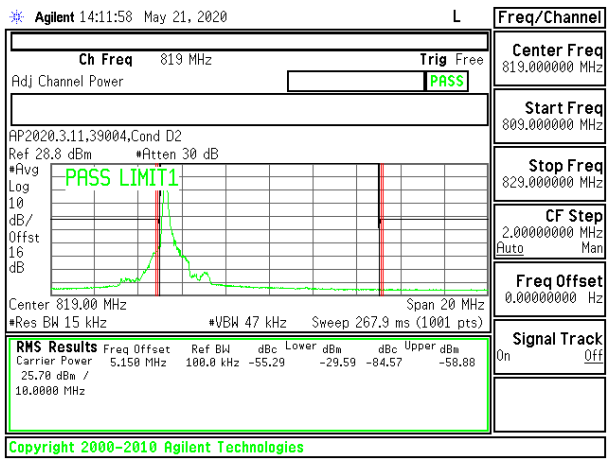

LTE B26 1.4MHz QPSK Low Channel RB1-0

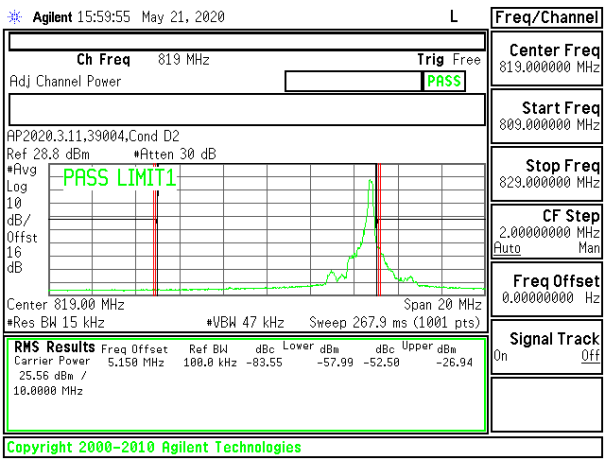

LTE B26 1.4MHz QPSK High Channel RB1-5

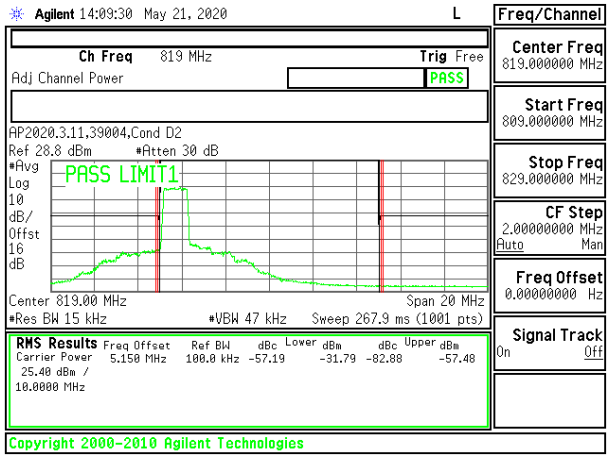

LTE B26 1.4MHz QPSK Low Channel RB6-0

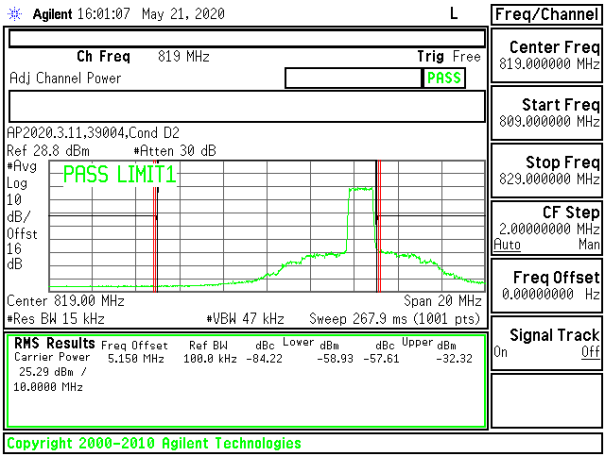

LTE B26 1.4MHz QPSK High Channel RB6-0

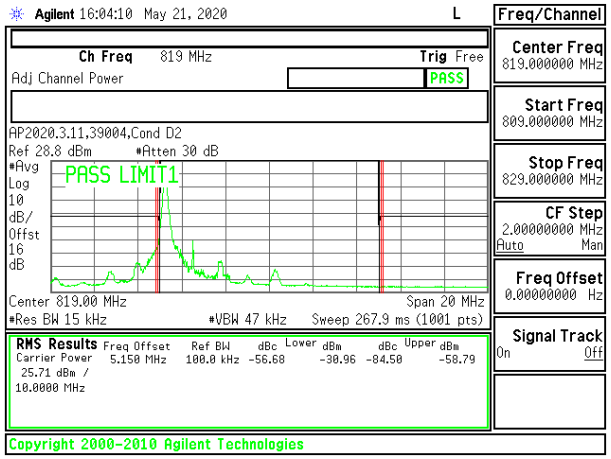

LTE B26 3MHz QPSK Low Channel RB1-0

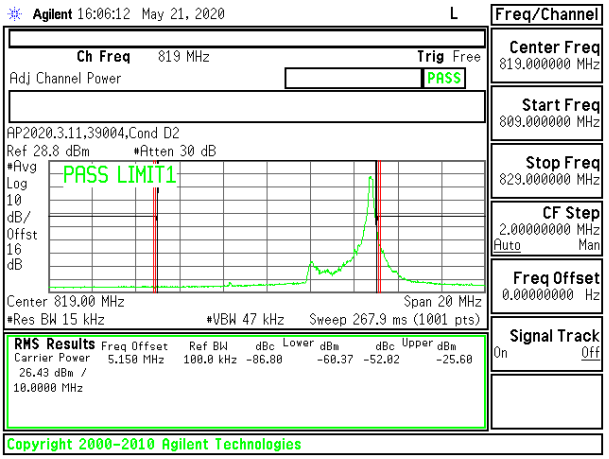

LTE B26 3MHz QPSK High Channel RB1-14

UL VERIFICATION SERVICES INC.
47173 BENICIA STREET, FREMONT, CA 94538, USA TEL: (510) 319-4000
FORM NO: CCSUP4031B
FAX: (510) 661-0888
This report shall not be reproduced except in full, without the written approval of UL Verification Services Inc.