GSM850 ANT 1

Communication System: UID 10021 - DAC, GSM-FDD (TDMA, GMSK); Frequency: 824.2 MHz; Duty Cycle: 1:8.69961
Phantom section: RF Section
DASY5 Configuration:
- Probe: EF3DV3 - SN4041; ConvF(1, 1, 1) @ 824.2 MHz; Calibrated: 3/18/2020
- Sensor-Surface: (Fix Surface)
- Electronics: DAE4 Sn1357; Calibrated: 2/20/2020
- Phantom: HAC Test Arch with AMCC; Type: SD HAC P01 BB
- Measurement SW: DASY52, Version 52.10 (4);SEMCAD X Version 14.6.14 (7483)

GSM850 E-Field measurement/Voice_ch 128/Hearing Aid Compatibility Test (101x101x1): Interpolated grid: dx=0.5000 mm, dy=0.5000 mm

Device Reference Point: 0, 0, -6.3 mm
Reference Value = 35.63 V/m; Power Drift = -0.04 dB
Applied MIF = 3.63 dB
RF audio interference level = 32.87 dBV/m
Emission category: M4

MIF scaled E-field

Grid 1 **M4** **32.87 dBV/m**	Grid 2 **M4** **31.59 dBV/m**	Grid 3 **M4** **31.58 dBV/m**
Grid 4 **M4** **31.35 dBV/m**	Grid 5 **M4** **31.89 dBV/m**	Grid 6 **M4** **33.96 dBV/m**
Grid 7 **M4** **31.24 dBV/m**	Grid 8 **M4** **31.78 dBV/m**	Grid 9 **M4** **35.9 dBV/m**



0 dB = 62.38 V/m = 35.90 dBV/m

GSM850 ANT 1

Communication System: UID 10021 - DAC, GSM-FDD (TDMA, GMSK); Frequency: 836.6 MHz; Duty Cycle: 1:8.69961
Phantom section: RF Section
DASY5 Configuration:
- Probe: EF3DV3 - SN4041; ConvF(1, 1, 1) @ 836.6 MHz; Calibrated: 3/18/2020
- Sensor-Surface: (Fix Surface)
- Electronics: DAE4 Sn1357; Calibrated: 2/20/2020
- Phantom: HAC Test Arch with AMCC; Type: SD HAC P01 BB
- Measurement SW: DASY52, Version 52.10 (4);SEMCAD X Version 14.6.14 (7483)

GSM850 E-Field measurement/Voice_ch 190/Hearing Aid Compatibility Test (101x101x1): Interpolated grid: dx=0.5000 mm, dy=0.5000 mm

Device Reference Point: 0, 0, -6.3 mm
Reference Value = 100.5 V/m; Power Drift = -0.01 dB
Applied MIF = 3.63 dB
RF audio interference level = 39.57 dBV/m
Emission category: M4

MIF scaled E-field

Grid 1 **M4** **36.22 dBV/m**	Grid 2 **M4** **39.5 dBV/m**	Grid 3 **M4** **39.47 dBV/m**
Grid 4 **M4** **35.5 dBV/m**	Grid 5 **M4** **39.57 dBV/m**	Grid 6 **M4** **39.54 dBV/m**
Grid 7 **M4** **35.11 dBV/m**	Grid 8 **M4** **39.14 dBV/m**	Grid 9 **M4** **39.04 dBV/m**



0 dB = 95.19 V/m = 39.57 dBV/m

GSM850 ANT 1

Communication System: UID 10021 - DAC, GSM-FDD (TDMA, GMSK); Frequency: 848.6 MHz; Duty Cycle: 1:8.69961
Phantom section: RF Section
DASY5 Configuration:
- Probe: EF3DV3 - SN4041; ConvF(1, 1, 1) @ 848.6 MHz; Calibrated: 3/18/2020
- Sensor-Surface: (Fix Surface)
- Electronics: DAE4 Sn1357; Calibrated: 2/20/2020
- Phantom: HAC Test Arch with AMCC; Type: SD HAC P01 BB
- Measurement SW: DASY52, Version 52.10 (4);SEMCAD X Version 14.6.14 (7483)

GSM850 E-Field measurement/Voice_ch 251/Hearing Aid Compatibility Test (101x101x1): Interpolated grid: dx=0.5000 mm, dy=0.5000 mm

Device Reference Point: 0, 0, -6.3 mm
Reference Value = 30.82 V/m; Power Drift = 0.05 dB
Applied MIF = 3.63 dB
RF audio interference level = 30.88 dBV/m
Emission category: M4

MIF scaled E-field

Grid 1 **M4** **29.9 dBV/m**	Grid 2 **M4** **31.07 dBV/m**	Grid 3 **M4** **31.22 dBV/m**
Grid 4 **M4** **29.87 dBV/m**	Grid 5 **M4** **30.88 dBV/m**	Grid 6 **M4** **30.98 dBV/m**
Grid 7 **M4** **29.55 dBV/m**	Grid 8 **M4** **30.55 dBV/m**	Grid 9 **M4** **29.96 dBV/m**



0 dB = 36.38 V/m = 31.22 dBV/m

GSM1900 ANT 1

Communication System: UID 10021 - DAC, GSM-FDD (TDMA, GMSK); Frequency: 1850.2 MHz; Duty Cycle: 1:8.69961
Phantom section: RF Section
DASY5 Configuration:
- Probe: EF3DV3 - SN4041; ConvF(1, 1, 1) @ 1850.2 MHz; Calibrated: 3/18/2020
- Sensor-Surface: (Fix Surface)
- Electronics: DAE4 Sn1357; Calibrated: 2/20/2020
- Phantom: HAC Test Arch with AMCC; Type: SD HAC P01 BB
- Measurement SW: DASY52, Version 52.10 (4);SEMCAD X Version 14.6.14 (7483)

GSM1900 E-Field measurement/Voice_ch 512/Hearing Aid Compatibility Test (101x101x1): Interpolated grid: dx=0.5000 mm, dy=0.5000 mm

Device Reference Point: 0, 0, -6.3 mm
Reference Value = 25.25 V/m; Power Drift = -0.17 dB
Applied MIF = 3.63 dB
RF audio interference level = 29.39 dBV/m
Emission category: M4

MIF scaled E-field

Grid 1 **M4** **28.64 dBV/m**	Grid 2 **M4** **28.85 dBV/m**	Grid 3 **M4** **27.87 dBV/m**
Grid 4 **M4** **29.39 dBV/m**	Grid 5 **M4** **29.31 dBV/m**	Grid 6 **M4** **29.33 dBV/m**
Grid 7 **M3** **30.43 dBV/m**	Grid 8 **M3** **30 dBV/m**	Grid 9 **M4** **30 dBV/m**

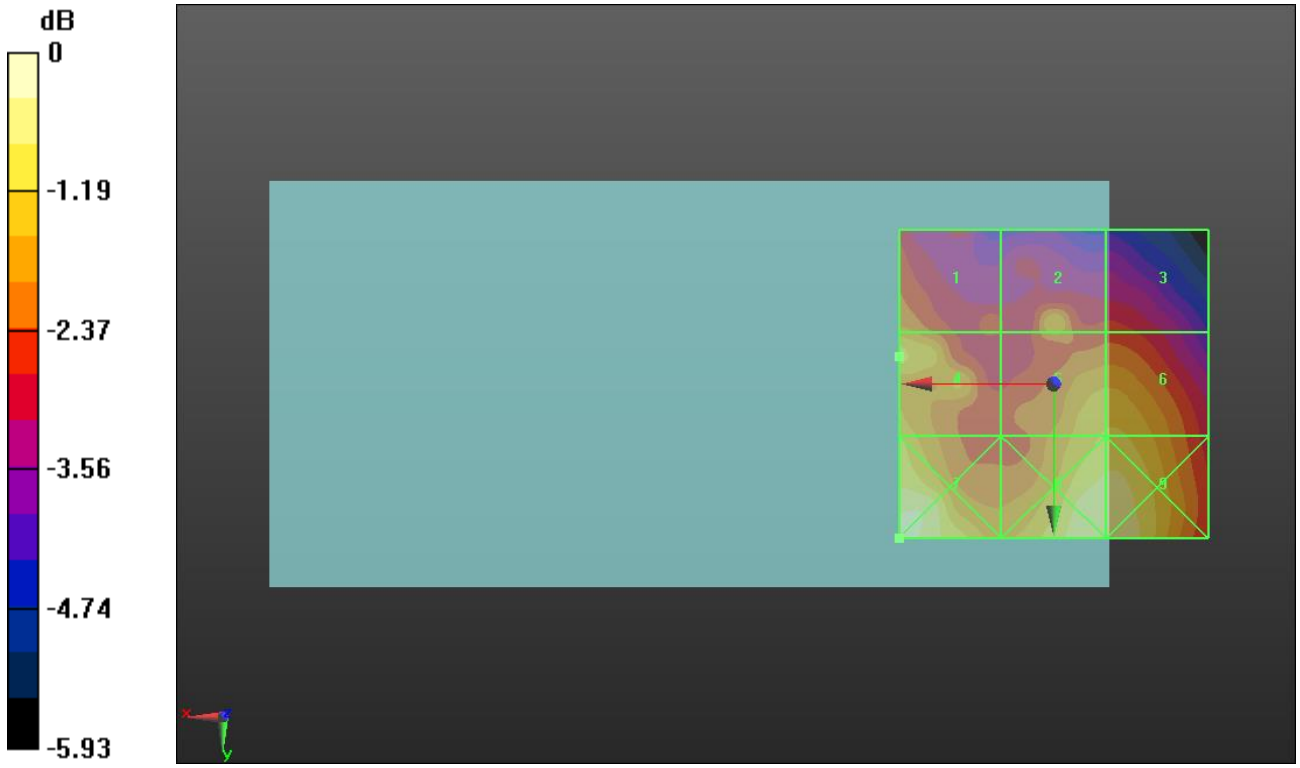

0 dB = 33.25 V/m = 30.44 dBV/m

GSM1900 ANT 1

Communication System: UID 10021 - DAC, GSM-FDD (TDMA, GMSK); Frequency: 1880 MHz; Duty Cycle: 1:8.69961
Phantom section: RF Section
DASY5 Configuration:
- Probe: EF3DV3 - SN4041; ConvF(1, 1, 1) @ 1880 MHz; Calibrated: 3/18/2020
- Sensor-Surface: (Fix Surface)
- Electronics: DAE4 Sn1357; Calibrated: 2/20/2020
- Phantom: HAC Test Arch with AMCC; Type: SD HAC P01 BB
- Measurement SW: DASY52, Version 52.10 (4);SEMCAD X Version 14.6.14 (7483)

GSM1900 E-Field measurement/Voice_ch 661/Hearing Aid Compatibility Test (101x101x1): Interpolated grid: dx=0.5000 mm, dy=0.5000 mm

Device Reference Point: 0, 0, -6.3 mm
Reference Value = 21.37 V/m; Power Drift = 0.23 dB
Applied MIF = 3.63 dB
RF audio interference level = 28.82 dBV/m
Emission category: M4

MIF scaled E-field

Grid 1 **M4** **27.25 dBV/m**	Grid 2 **M4** **27.81 dBV/m**	Grid 3 **M4** **27.81 dBV/m**
Grid 4 **M4** **28.73 dBV/m**	Grid 5 **M4** **28.71 dBV/m**	Grid 6 **M4** **28.82 dBV/m**
Grid 7 **M3** **30.99 dBV/m**	Grid 8 **M4** **29.21 dBV/m**	Grid 9 **M4** **29.23 dBV/m**



0 dB = 35.46 V/m = 30.99 dBV/m

GSM1900 ANT 1

Communication System: UID 10021 - DAC, GSM-FDD (TDMA, GMSK); Frequency: 1909.8 MHz; Duty Cycle: 1:8.69961
Phantom section: RF Section
DASY5 Configuration:
- Probe: EF3DV3 - SN4041; ConvF(1, 1, 1) @ 1909.8 MHz; Calibrated: 3/18/2020
- Sensor-Surface: (Fix Surface)
- Electronics: DAE4 Sn1357; Calibrated: 2/20/2020
- Phantom: HAC Test Arch with AMCC; Type: SD HAC P01 BB
- Measurement SW: DASY52, Version 52.10 (4);SEMCAD X Version 14.6.14 (7483)

GSM1900 E-Field measurement/Voice_ch 810/Hearing Aid Compatibility Test (101x101x1): Interpolated grid: dx=0.5000 mm, dy=0.5000 mm

Device Reference Point: 0, 0, -6.3 mm
Reference Value = 17.40 V/m; Power Drift = 0.30 dB
Applied MIF = 3.63 dB
RF audio interference level = 26.22 dBV/m
Emission category: M4

MIF scaled E-field

Grid 1 **M4** **26.09 dBV/m**	Grid 2 **M4** **25.73 dBV/m**	Grid 3 **M4** **25.75 dBV/m**
Grid 4 **M4** **28.25 dBV/m**	Grid 5 **M4** **26.15 dBV/m**	Grid 6 **M4** **25.91 dBV/m**
Grid 7 **M3** **30.47 dBV/m**	Grid 8 **M4** **28.29 dBV/m**	Grid 9 **M4** **26.22 dBV/m**



0 dB = 33.38 V/m = 30.47 dBV/m

CDMA2000 BC0 ANT 1

Communication System: UID 10295 - AAB, CDMA2000, RC1, SO3, 1/8th Rate 25 fr.; Frequency: 824.7 MHz; Duty Cycle: 1:17.746
Phantom section: RF Section
DASY5 Configuration:
- Probe: EF3DV3 - SN4041; ConvF(1, 1, 1) @ 824.7 MHz; Calibrated: 3/18/2020
- Sensor-Surface: (Fix Surface)
- Electronics: DAE4 Sn1357; Calibrated: 2/20/2020
- Phantom: HAC Test Arch with AMCC; Type: SD HAC P01 BB
- Measurement SW: DASY52, Version 52.10 (4);SEMCAD X Version 14.6.14 (7483)

CDMA2000 BC0 E-Field measurement/1xRTT, RC1, SO3, 1/8th Rate 25 fr. Ch. 1013/Hearing Aid Compatibility Test (101x101x1): Interpolated grid: dx=0.5000 mm, dy=0.5000 mm

Device Reference Point: 0, 0, -6.3 mm
Reference Value = 10.46 V/m; Power Drift = -0.15 dB
Applied MIF = 3.26 dB
RF audio interference level = 21.51 dBV/m
Emission category: M4

MIF scaled E-field

Grid 1 **M4** **20.11 dBV/m**	Grid 2 **M4** **21.44 dBV/m**	Grid 3 **M4** **21.51 dBV/m**
Grid 4 **M4** **19.79 dBV/m**	Grid 5 **M4** **21.51 dBV/m**	Grid 6 **M4** **21.58 dBV/m**
Grid 7 **M4** **19.34 dBV/m**	Grid 8 **M4** **21.42 dBV/m**	Grid 9 **M4** **21.48 dBV/m**



0 dB = 11.99 V/m = 21.58 dBV/m

CDMA2000 BC0 ANT 1

Communication System: UID 10295 - AAB, CDMA2000, RC1, SO3, 1/8th Rate 25 fr.; Frequency: 836.52 MHz; Duty Cycle: 1:17.746
Phantom section: RF Section
DASY5 Configuration:
- Probe: EF3DV3 - SN4041; ConvF(1, 1, 1) @ 836.52 MHz; Calibrated: 3/18/2020
- Sensor-Surface: (Fix Surface)
- Electronics: DAE4 Sn1357; Calibrated: 2/20/2020
- Phantom: HAC Test Arch with AMCC; Type: SD HAC P01 BB
- Measurement SW: DASY52, Version 52.10 (4);SEMCAD X Version 14.6.14 (7483)

CDMA2000 BC0 E-Field measurement/1xRTT, RC1, SO3, 1/8th Rate 25 fr. Ch. 384/Hearing Aid Compatibility Test (101x101x1): Interpolated grid: dx=0.5000 mm, dy=0.5000 mm

Device Reference Point: 0, 0, -6.3 mm
Reference Value = 23.13 V/m; Power Drift = -0.06 dB
Applied MIF = 3.26 dB
RF audio interference level = 26.47 dBV/m
Emission category: M4

MIF scaled E-field

Grid 1 **M4** **24.48 dBV/m**	Grid 2 **M4** **26.4 dBV/m**	Grid 3 **M4** **26.14 dBV/m**
Grid 4 **M4** **23.56 dBV/m**	Grid 5 **M4** **26.47 dBV/m**	Grid 6 **M4** **26.33 dBV/m**
Grid 7 **M4** **23.27 dBV/m**	Grid 8 **M4** **26.05 dBV/m**	Grid 9 **M4** **25.75 dBV/m**



0 dB = 21.06 V/m = 26.47 dBV/m

CDMA2000 BC0 ANT 1

Communication System: UID 10295 - AAB, CDMA2000, RC1, SO3, 1/8th Rate 25 fr.; Frequency: 848.31 MHz; Duty Cycle: 1:17.746
Phantom section: RF Section
DASY5 Configuration:
- Probe: EF3DV3 - SN4041; ConvF(1, 1, 1) @ 848.31 MHz; Calibrated: 3/18/2020
- Sensor-Surface: (Fix Surface)
- Electronics: DAE4 Sn1357; Calibrated: 2/20/2020
- Phantom: HAC Test Arch with AMCC; Type: SD HAC P01 BB
- Measurement SW: DASY52, Version 52.10 (4);SEMCAD X Version 14.6.14 (7483)

CDMA2000 BC0 E-Field measurement/1xRTT, RC1, SO3, 1/8th Rate 25 fr. Ch. 777/Hearing Aid Compatibility Test (101x101x1): Interpolated grid: dx=0.5000 mm, dy=0.5000 mm

Device Reference Point: 0, 0, -6.3 mm
Reference Value = 25.67 V/m; Power Drift = 0.03 dB
Applied MIF = 3.26 dB
RF audio interference level = 27.61 dBV/m
Emission category: M4

MIF scaled E-field

Grid 1 **M4** **25.02 dBV/m**	Grid 2 **M4** **27.47 dBV/m**	Grid 3 **M4** **27.38 dBV/m**
Grid 4 **M4** **24.39 dBV/m**	Grid 5 **M4** **27.61 dBV/m**	Grid 6 **M4** **27.53 dBV/m**
Grid 7 **M4** **24.07 dBV/m**	Grid 8 **M4** **27.23 dBV/m**	Grid 9 **M4** **27.05 dBV/m**



0 dB = 24.03 V/m = 27.62 dBV/m

CDMA2000 BC1 ANT 1

Communication System: UID 10295 - AAB, CDMA2000, RC1, SO3, 1/8th Rate 25 fr.; Frequency: 1851.25 MHz; Duty Cycle: 1:17.746
Phantom section: RF Section
DASY5 Configuration:
- Probe: EF3DV3 - SN4041; ConvF(1, 1, 1) @ 1851.25 MHz; Calibrated: 3/18/2020
- Sensor-Surface: (Fix Surface)
- Electronics: DAE4 Sn1357; Calibrated: 2/20/2020
- Phantom: HAC Test Arch with AMCC; Type: SD HAC P01 BB
- Measurement SW: DASY52, Version 52.10 (4);SEMCAD X Version 14.6.14 (7483)

CDMA2000 BC1 E-Field measurement/1xRTT, RC1, SO3, 1/8th Rate 25 fr. Ch. 25/Hearing Aid Compatibility Test (101x101x1): Interpolated grid: dx=0.5000 mm, dy=0.5000 mm

Device Reference Point: 0, 0, -6.3 mm
Reference Value = 10.24 V/m; Power Drift = 0.01 dB
Applied MIF = 3.26 dB
RF audio interference level = 23.32 dBV/m
Emission category: M4

MIF scaled E-field

Grid 1 **M4** **25.1 dBV/m**	Grid 2 **M4** **25.19 dBV/m**	Grid 3 **M4** **23.37 dBV/m**
Grid 4 **M4** **22.64 dBV/m**	Grid 5 **M4** **23.32 dBV/m**	Grid 6 **M4** **22.2 dBV/m**
Grid 7 **M4** **18.55 dBV/m**	Grid 8 **M4** **21.24 dBV/m**	Grid 9 **M4** **21.47 dBV/m**

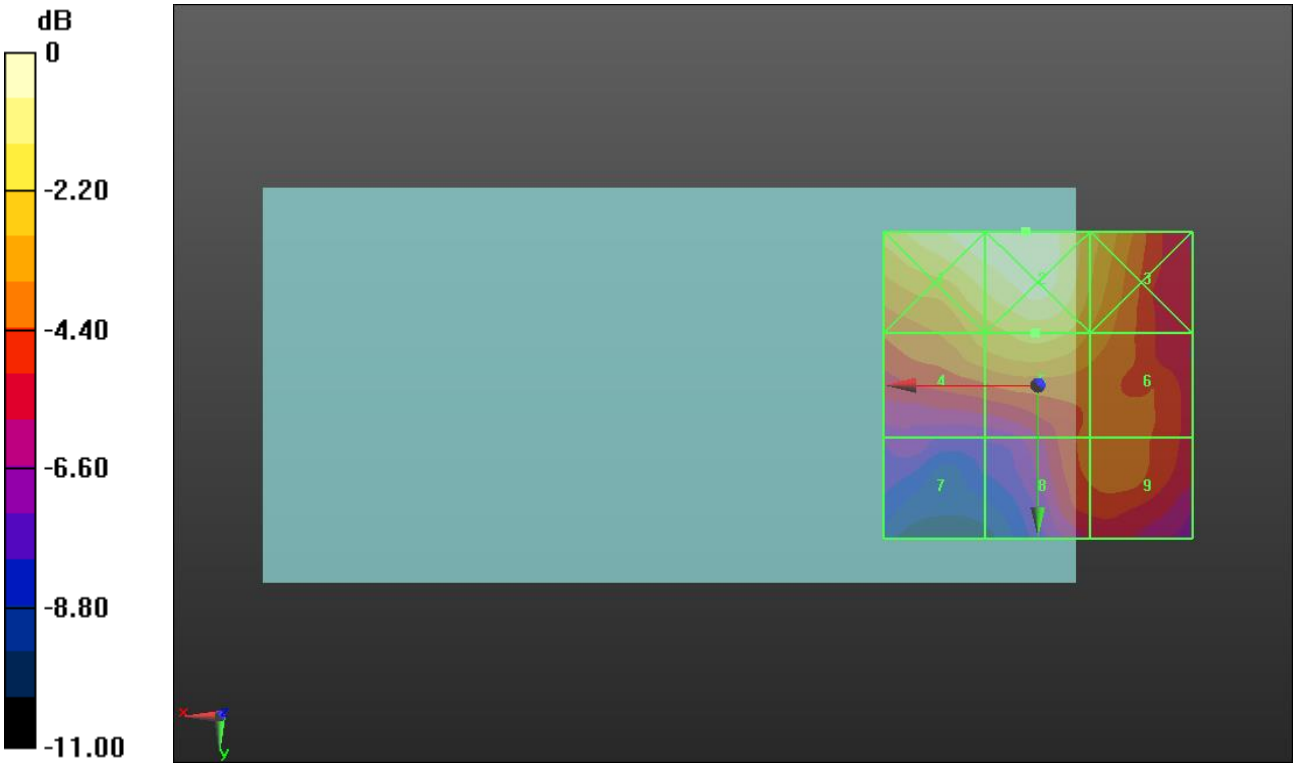

0 dB = 18.18 V/m = 25.19 dBV/m

CDMA2000 BC1 ANT 1

Communication System: UID 10295 - AAB, CDMA2000, RC1, SO3, 1/8th Rate 25 fr.; Frequency: 1880 MHz; Duty Cycle: 1:17.746
Phantom section: RF Section
DASY5 Configuration:
- Probe: EF3DV3 - SN4041; ConvF(1, 1, 1) @ 1880 MHz; Calibrated: 3/18/2020
- Sensor-Surface: (Fix Surface)
- Electronics: DAE4 Sn1357; Calibrated: 2/20/2020
- Phantom: HAC Test Arch with AMCC; Type: SD HAC P01 BB
- Measurement SW: DASY52, Version 52.10 (4);SEMCAD X Version 14.6.14 (7483)

CDMA2000 BC1 E-Field measurement/1xRTT, RC1, SO3, 1/8th Rate 25 fr. Ch. 600/Hearing Aid Compatibility Test (101x101x1): Interpolated grid: dx=0.5000 mm, dy=0.5000 mm

Device Reference Point: 0, 0, -6.3 mm
Reference Value = 10.51 V/m; Power Drift = -0.11 dB
Applied MIF = 3.26 dB
RF audio interference level = 23.49 dBV/m
Emission category: M4

MIF scaled E-field

Grid 1 **M4** **25.13 dBV/m**	Grid 2 **M4** **25.29 dBV/m**	Grid 3 **M4** **23.25 dBV/m**
Grid 4 **M4** **22.7 dBV/m**	Grid 5 **M4** **23.49 dBV/m**	Grid 6 **M4** **22.39 dBV/m**
Grid 7 **M4** **17.84 dBV/m**	Grid 8 **M4** **21.4 dBV/m**	Grid 9 **M4** **21.74 dBV/m**



0 dB = 18.38 V/m = 25.29 dBV/m

CDMA2000 BC1 ANT 1

Communication System: UID 10295 - AAB, CDMA2000, RC1, SO3, 1/8th Rate 25 fr.; Frequency: 1908.75 MHz; Duty Cycle: 1:17.746
Phantom section: RF Section
DASY5 Configuration:
- Probe: EF3DV3 - SN4041; ConvF(1, 1, 1) @ 1908.75 MHz; Calibrated: 3/18/2020
- Sensor-Surface: (Fix Surface)
- Electronics: DAE4 Sn1357; Calibrated: 2/20/2020
- Phantom: HAC Test Arch with AMCC; Type: SD HAC P01 BB
- Measurement SW: DASY52, Version 52.10 (4);SEMCAD X Version 14.6.14 (7483)

CDMA2000 BC1 E-Field measurement/1xRTT, RC1, SO3, 1/8th Rate 25 fr. Ch. 1175/Hearing Aid Compatibility Test (101x101x1): Interpolated grid: dx=0.5000 mm, dy=0.5000 mm

Device Reference Point: 0, 0, -6.3 mm
Reference Value = 10.25 V/m; Power Drift = 0.13 dB
Applied MIF = 3.26 dB
RF audio interference level = 23.46 dBV/m
Emission category: M4

MIF scaled E-field

Grid 1 **M4** **25.07 dBV/m**	Grid 2 **M4** **25.25 dBV/m**	Grid 3 **M4** **23.53 dBV/m**
Grid 4 **M4** **22.41 dBV/m**	Grid 5 **M4** **23.46 dBV/m**	Grid 6 **M4** **22.48 dBV/m**
Grid 7 **M4** **17.8 dBV/m**	Grid 8 **M4** **21.85 dBV/m**	Grid 9 **M4** **22.04 dBV/m**

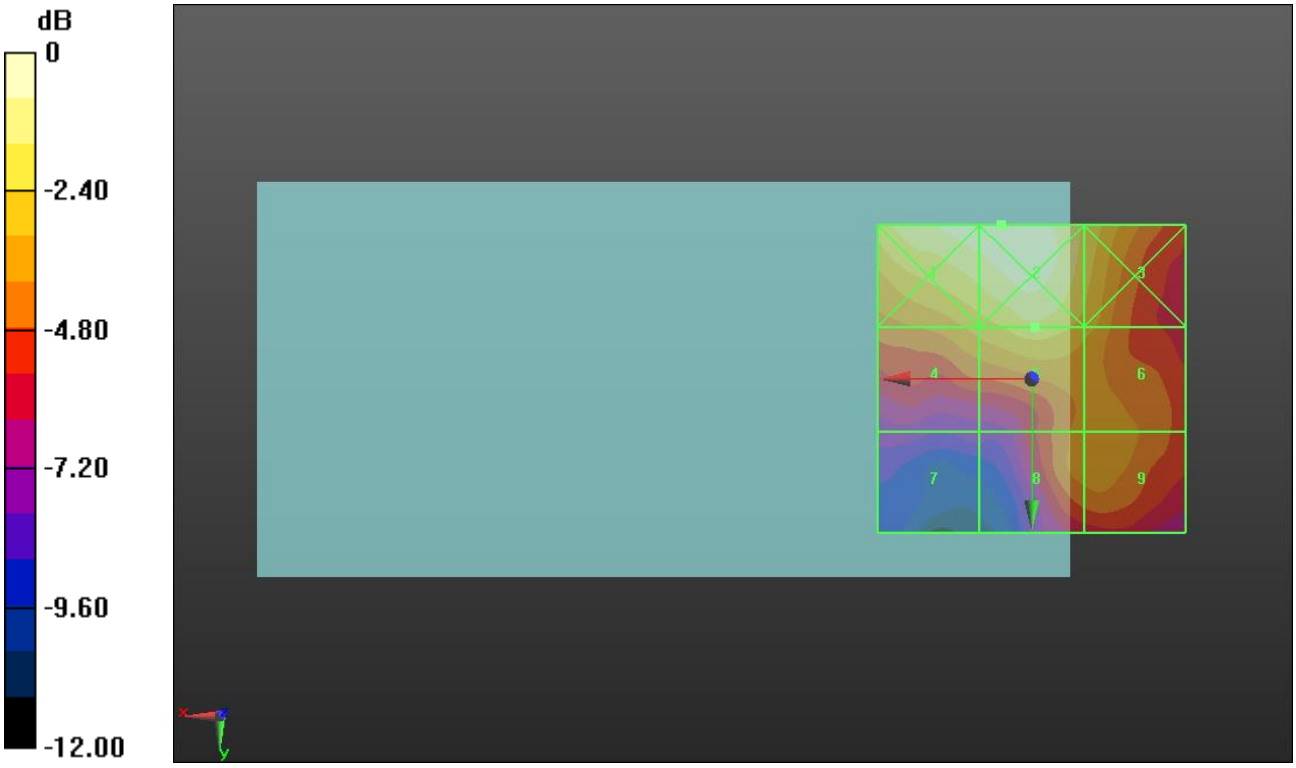

0 dB = 18.31 V/m = 25.25 dBV/m

CDMA2000 BC10 ANT 1

Communication System: UID 10295 - AAB, CDMA2000, RC1, SO3, 1/8th Rate 25 fr.; Frequency: 817.9 MHz; Duty Cycle: 1:17.746
Phantom section: RF Section
DASY5 Configuration:
- Probe: EF3DV3 - SN4041; ConvF(1, 1, 1) @ 817.9 MHz; Calibrated: 3/18/2020
- Sensor-Surface: (Fix Surface)
- Electronics: DAE4 Sn1357; Calibrated: 2/20/2020
- Phantom: HAC Test Arch with AMCC; Type: SD HAC P01 BB
- Measurement SW: DASY52, Version 52.10 (4);SEMCAD X Version 14.6.14 (7483)

CDMA2000 BC10 E-Field measurement/1xRTT, RC1, SO3, 1/8th Rate 25 fr. Ch. 476/Hearing Aid Compatibility Test (101x101x1): Interpolated grid: dx=0.5000 mm, dy=0.5000 mm

Device Reference Point: 0, 0, -6.3 mm
Reference Value = 21.08 V/m; Power Drift = -0.05 dB
Applied MIF = 3.26 dB
RF audio interference level = 26.14 dBV/m
Emission category: M4

MIF scaled E-field

Grid 1 **M4** **23.3 dBV/m**	Grid 2 **M4** **26.03 dBV/m**	Grid 3 **M4** **25.95 dBV/m**
Grid 4 **M4** **22.67 dBV/m**	Grid 5 **M4** **26.14 dBV/m**	Grid 6 **M4** **26.13 dBV/m**
Grid 7 **M4** **21.9 dBV/m**	Grid 8 **M4** **25.66 dBV/m**	Grid 9 **M4** **25.6 dBV/m**



0 dB = 20.28 V/m = 26.14 dBV/m

CDMA2000 BC10 ANT 1

Communication System: UID 10295 - AAB, CDMA2000, RC1, SO3, 1/8th Rate 25 fr.; Frequency: 820.5 MHz; Duty Cycle: 1:17.746
Phantom section: RF Section
DASY5 Configuration:
- Probe: EF3DV3 - SN4041; ConvF(1, 1, 1) @ 820.5 MHz; Calibrated: 3/18/2020
- Sensor-Surface: (Fix Surface)
- Electronics: DAE4 Sn1357; Calibrated: 2/20/2020
- Phantom: HAC Test Arch with AMCC; Type: SD HAC P01 BB
- Measurement SW: DASY52, Version 52.10 (4);SEMCAD X Version 14.6.14 (7483)

CDMA2000 BC10 E-Field measurement/1xRTT, RC1, SO3, 1/8th Rate 25 fr. Ch. 580/Hearing Aid Compatibility Test (101x101x1): Interpolated grid: dx=0.5000 mm, dy=0.5000 mm

Device Reference Point: 0, 0, -6.3 mm
Reference Value = 10.57 V/m; Power Drift = 0.19 dB
Applied MIF = 3.26 dB
RF audio interference level = 21.94 dBV/m
Emission category: M4

MIF scaled E-field

Grid 1 **M4** **20.43 dBV/m**	Grid 2 **M4** **21.74 dBV/m**	Grid 3 **M4** **21.76 dBV/m**
Grid 4 **M4** **20.2 dBV/m**	Grid 5 **M4** **21.94 dBV/m**	Grid 6 **M4** **21.87 dBV/m**
Grid 7 **M4** **20.25 dBV/m**	Grid 8 **M4** **21.65 dBV/m**	Grid 9 **M4** **21.57 dBV/m**



0 dB = 12.50 V/m = 21.94 dBV/m

CDMA2000 BC10 ANT 1

Communication System: UID 10295 - AAB, CDMA2000, RC1, SO3, 1/8th Rate 25 fr.; Frequency: 823.1 MHz; Duty Cycle: 1:17.746
Phantom section: RF Section
DASY5 Configuration:
- Probe: EF3DV3 - SN4041; ConvF(1, 1, 1) @ 823.1 MHz; Calibrated: 3/18/2020
- Sensor-Surface: (Fix Surface)
- Electronics: DAE4 Sn1357; Calibrated: 2/20/2020
- Phantom: HAC Test Arch with AMCC; Type: SD HAC P01 BB
- Measurement SW: DASY52, Version 52.10 (4);SEMCAD X Version 14.6.14 (7483)

CDMA2000 BC10 E-Field measurement/1xRTT, RC1, SO3, 1/8th Rate 25 fr. Ch. 684/Hearing Aid Compatibility Test (101x101x1): Interpolated grid: dx=0.5000 mm, dy=0.5000 mm

Device Reference Point: 0, 0, -6.3 mm
Reference Value = 10.65 V/m; Power Drift = -0.15 dB
Applied MIF = 3.26 dB
RF audio interference level = 21.66 dBV/m
Emission category: M4

MIF scaled E-field

Grid 1 **M4** **20.27 dBV/m**	Grid 2 **M4** **21.64 dBV/m**	Grid 3 **M4** **21.83 dBV/m**
Grid 4 **M4** **19.98 dBV/m**	Grid 5 **M4** **21.66 dBV/m**	Grid 6 **M4** **21.67 dBV/m**
Grid 7 **M4** **19.37 dBV/m**	Grid 8 **M4** **20.94 dBV/m**	Grid 9 **M4** **21.38 dBV/m**



0 dB = 12.35 V/m = 21.83 dBV/m

LTE Band 41 ANT 1

Communication System: UID 10173 - CAG, LTE-TDD (SC-FDMA, 1 RB, 20 MHz, 16-QAM); Frequency: 2506 MHz; Duty Cycle: 1:8.87156
Phantom section: RF Section
DASY5 Configuration:
- Probe: EF3DV3 - SN4041; ConvF(1, 1, 1) @ 2506 MHz; Calibrated: 3/18/2020
- Sensor-Surface: (Fix Surface)
- Electronics: DAE4 Sn1357; Calibrated: 2/20/2020
- Phantom: HAC Test Arch with AMCC; Type: SD HAC P01 BB
- Measurement SW: DASY52, Version 52.10 (4);SEMCAD X Version 14.6.14 (7483)

LTE Band 41 E-Field measurement/SC-FDMA 1RB 20 MHz 16QAM Ch. 39750/Hearing Aid Compatibility Test (101x101x1): Interpolated grid: dx=0.5000 mm, dy=0.5000 mm

Device Reference Point: 0, 0, -6.3 mm
Reference Value = 23.19 V/m; Power Drift = -0.07 dB
Applied MIF = -1.44 dB
RF audio interference level = 24.37 dBV/m
Emission category: M4

MIF scaled E-field

Grid 1 **M4** **21.11 dBV/m**	Grid 2 **M4** **23.59 dBV/m**	Grid 3 **M4** **23.54 dBV/m**
Grid 4 **M4** **22.52 dBV/m**	Grid 5 **M4** **24.37 dBV/m**	Grid 6 **M4** **24.25 dBV/m**
Grid 7 **M4** **26.1 dBV/m**	Grid 8 **M4** **25.85 dBV/m**	Grid 9 **M4** **25.42 dBV/m**

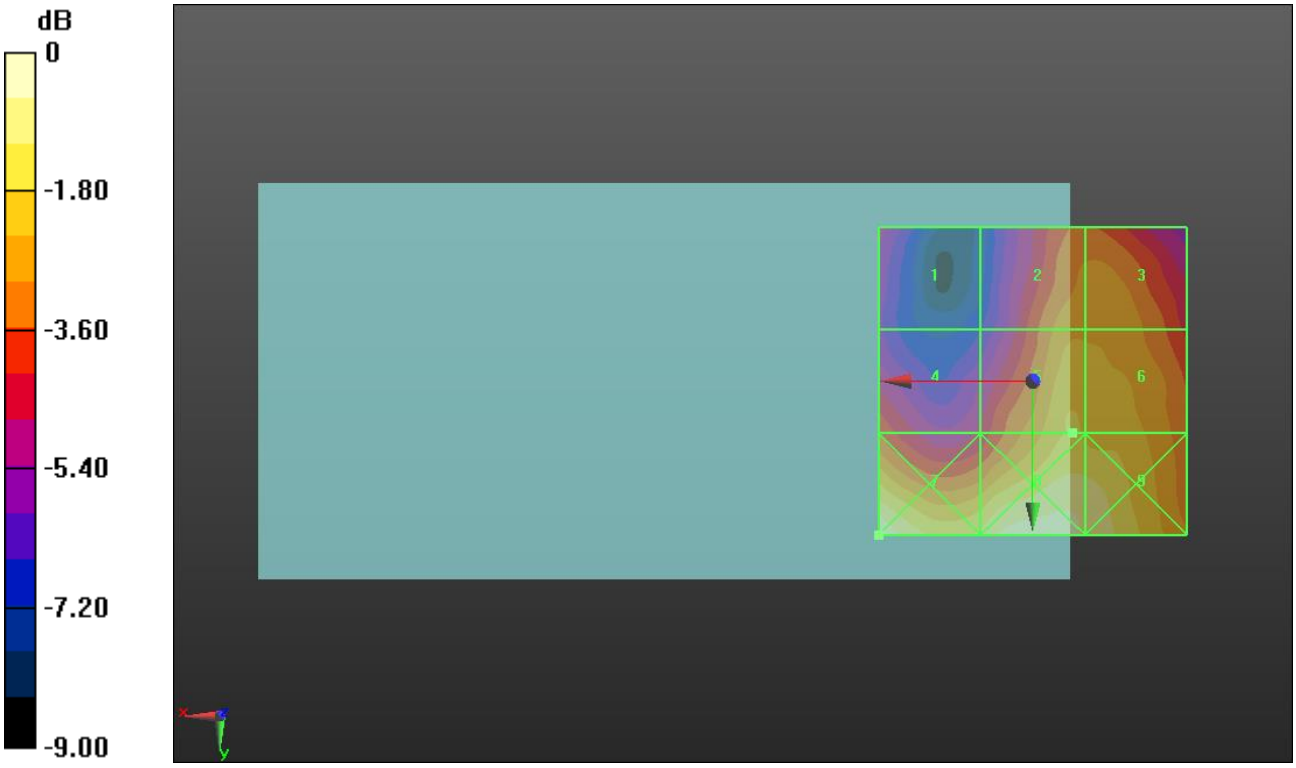

0 dB = 20.17 V/m = 26.09 dBV/m

LTE Band 41 ANT 1

Communication System: UID 10173 - CAG, LTE-TDD (SC-FDMA, 1 RB, 20 MHz, 16-QAM); Frequency: 2549.5 MHz; Duty Cycle: 1:8.87156
Phantom section: RF Section
DASY5 Configuration:
- Probe: EF3DV3 - SN4041; ConvF(1, 1, 1) @ 2549.5 MHz; Calibrated: 3/18/2020
- Sensor-Surface: (Fix Surface)
- Electronics: DAE4 Sn1357; Calibrated: 2/20/2020
- Phantom: HAC Test Arch with AMCC; Type: SD HAC P01 BB
- Measurement SW: DASY52, Version 52.10 (4);SEMCAD X Version 14.6.14 (7483)

LTE Band 41 E-Field measurement/SC-FDMA 1RB 20 MHz 16QAM Ch. 40185/Hearing Aid Compatibility Test (101x101x1): Interpolated grid: dx=0.5000 mm, dy=0.5000 mm

Device Reference Point: 0, 0, -6.3 mm
Reference Value = 24.79 V/m; Power Drift = -0.05 dB
Applied MIF = -1.44 dB
RF audio interference level = 25.30 dBV/m
Emission category: M4

MIF scaled E-field

Grid 1 **M4** **22.12 dBV/m**	Grid 2 **M4** **24.38 dBV/m**	Grid 3 **M4** **24.44 dBV/m**
Grid 4 **M4** **22.31 dBV/m**	Grid 5 **M4** **25.23 dBV/m**	Grid 6 **M4** **25.3 dBV/m**
Grid 7 **M4** **25.91 dBV/m**	Grid 8 **M4** **26.64 dBV/m**	Grid 9 **M4** **26.3 dBV/m**

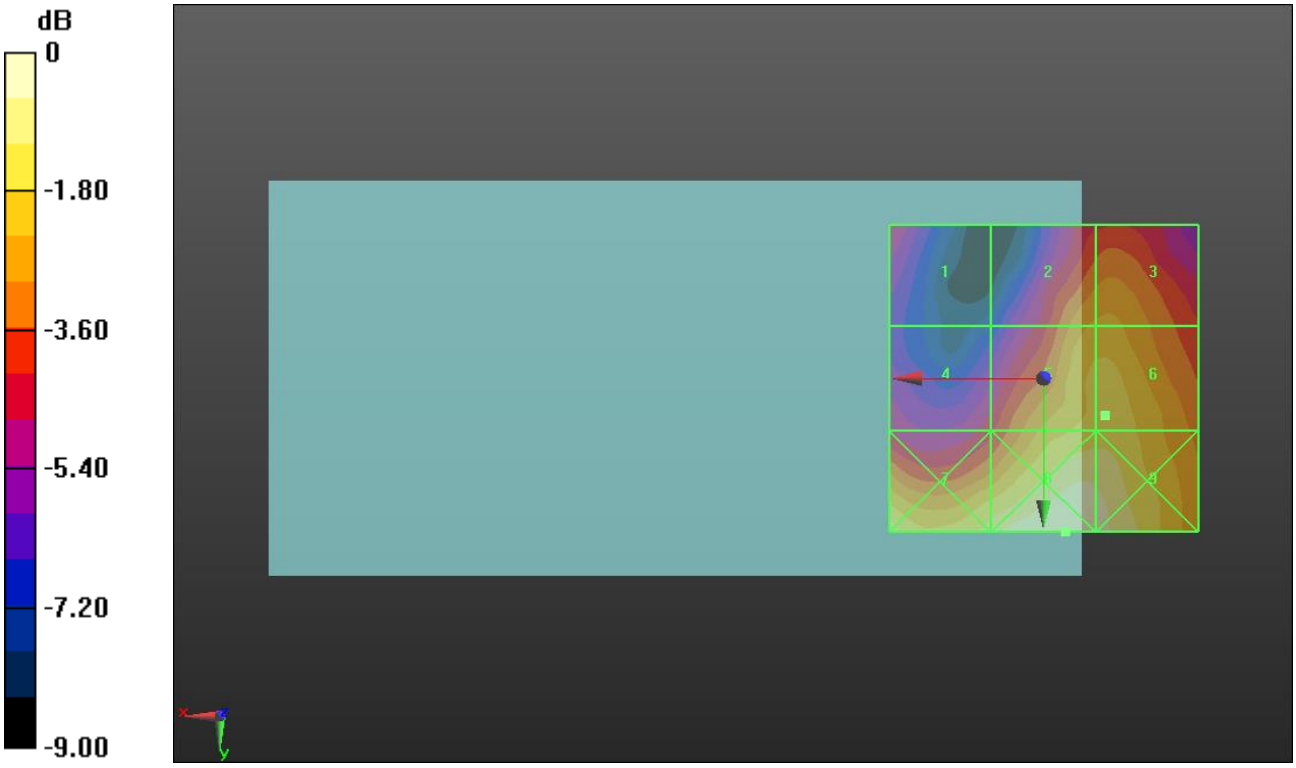

0 dB = 21.49 V/m = 26.64 dBV/m

LTE Band 41 ANT 1

Communication System: UID 10173 - CAG, LTE-TDD (SC-FDMA, 1 RB, 20 MHz, 16-QAM); Frequency: 2593 MHz; Duty Cycle: 1:8.87156
Phantom section: RF Section
DASY5 Configuration:
- Probe: EF3DV3 - SN4041; ConvF(1, 1, 1) @ 2593 MHz; Calibrated: 3/18/2020
- Sensor-Surface: (Fix Surface)
- Electronics: DAE4 Sn1357; Calibrated: 2/20/2020
- Phantom: HAC Test Arch with AMCC; Type: SD HAC P01 BB
- Measurement SW: DASY52, Version 52.10 (4);SEMCAD X Version 14.6.14 (7483)

LTE Band 41 E-Field measurement/SC-FDMA 1RB 20 MHz 16QAM Ch. 40620/Hearing Aid Compatibility Test (101x101x1): Interpolated grid: dx=0.5000 mm, dy=0.5000 mm

Device Reference Point: 0, 0, -6.3 mm
Reference Value = 26.22 V/m; Power Drift = -0.03 dB
Applied MIF = -1.44 dB
RF audio interference level = 25.89 dBV/m
Emission category: M4

MIF scaled E-field

Grid 1 **M4** **22.24 dBV/m**	Grid 2 **M4** **24.27 dBV/m**	Grid 3 **M4** **24.3 dBV/m**
Grid 4 **M4** **22.77 dBV/m**	Grid 5 **M4** **25.89 dBV/m**	Grid 6 **M4** **25.89 dBV/m**
Grid 7 **M4** **26.01 dBV/m**	Grid 8 **M4** **27.5 dBV/m**	Grid 9 **M4** **27.15 dBV/m**

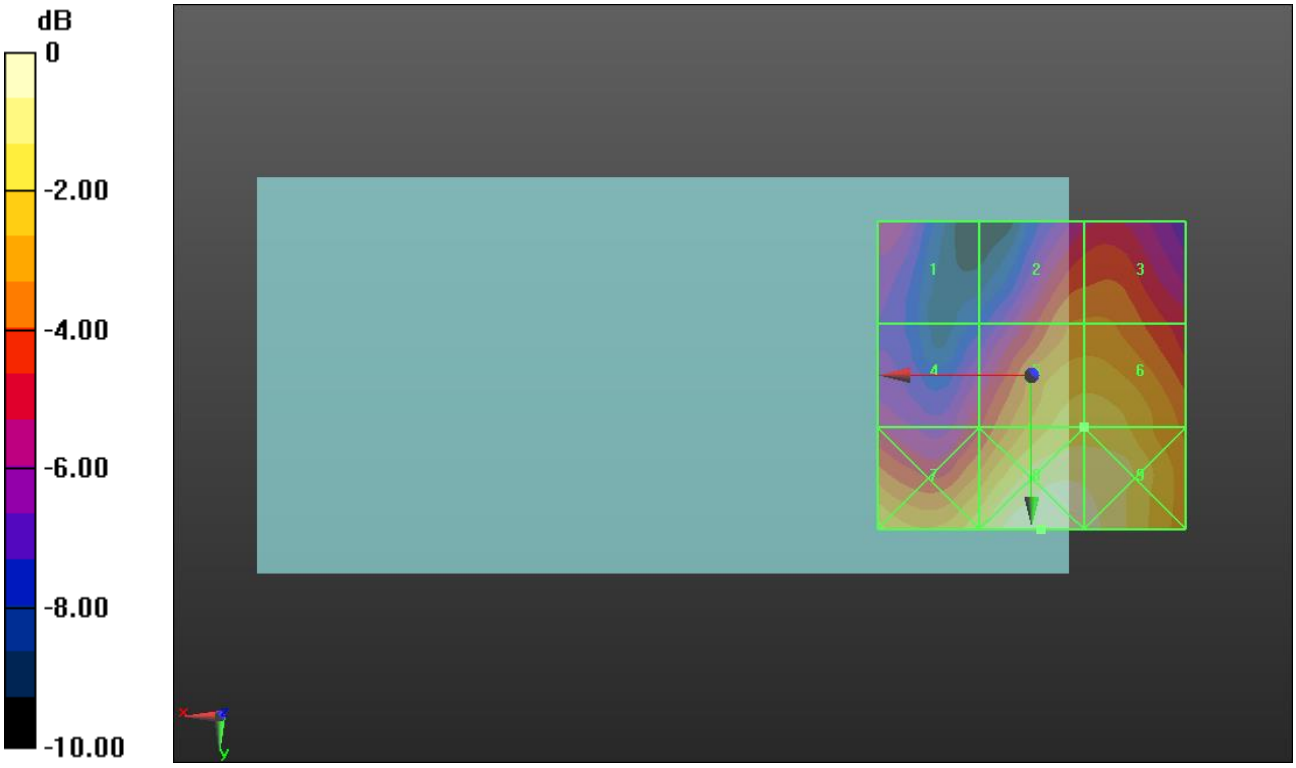

0 dB = 23.72 V/m = 27.50 dBV/m

LTE Band 41 ANT 1

Communication System: UID 10173 - CAG, LTE-TDD (SC-FDMA, 1 RB, 20 MHz, 16-QAM); Frequency: 2636.5 MHz; Duty Cycle: 1:8.87156
Phantom section: RF Section
DASY5 Configuration:
- Probe: EF3DV3 - SN4041; ConvF(1, 1, 1) @ 2636.5 MHz; Calibrated: 3/18/2020
- Sensor-Surface: (Fix Surface)
- Electronics: DAE4 Sn1357; Calibrated: 2/20/2020
- Phantom: HAC Test Arch with AMCC; Type: SD HAC P01 BB
- Measurement SW: DASY52, Version 52.10 (4);SEMCAD X Version 14.6.14 (7483)

LTE Band 41 E-Field measurement/SC-FDMA 1RB 20 MHz 16QAM Ch. 41055/Hearing Aid Compatibility Test (101x101x1): Interpolated grid: dx=0.5000 mm, dy=0.5000 mm

Device Reference Point: 0, 0, -6.3 mm
Reference Value = 24.66 V/m; Power Drift = 0.14 dB
Applied MIF = -1.44 dB
RF audio interference level = 25.47 dBV/m

Emission category: M4

MIF scaled E-field

Grid 1 **M4** **21.62 dBV/m**	Grid 2 **M4** **24.63 dBV/m**	Grid 3 **M4** **24.71 dBV/m**
Grid 4 **M4** **22.09 dBV/m**	Grid 5 **M4** **25.43 dBV/m**	Grid 6 **M4** **25.47 dBV/m**
Grid 7 **M4** **25.95 dBV/m**	Grid 8 **M4** **26.43 dBV/m**	Grid 9 **M4** **26.22 dBV/m**

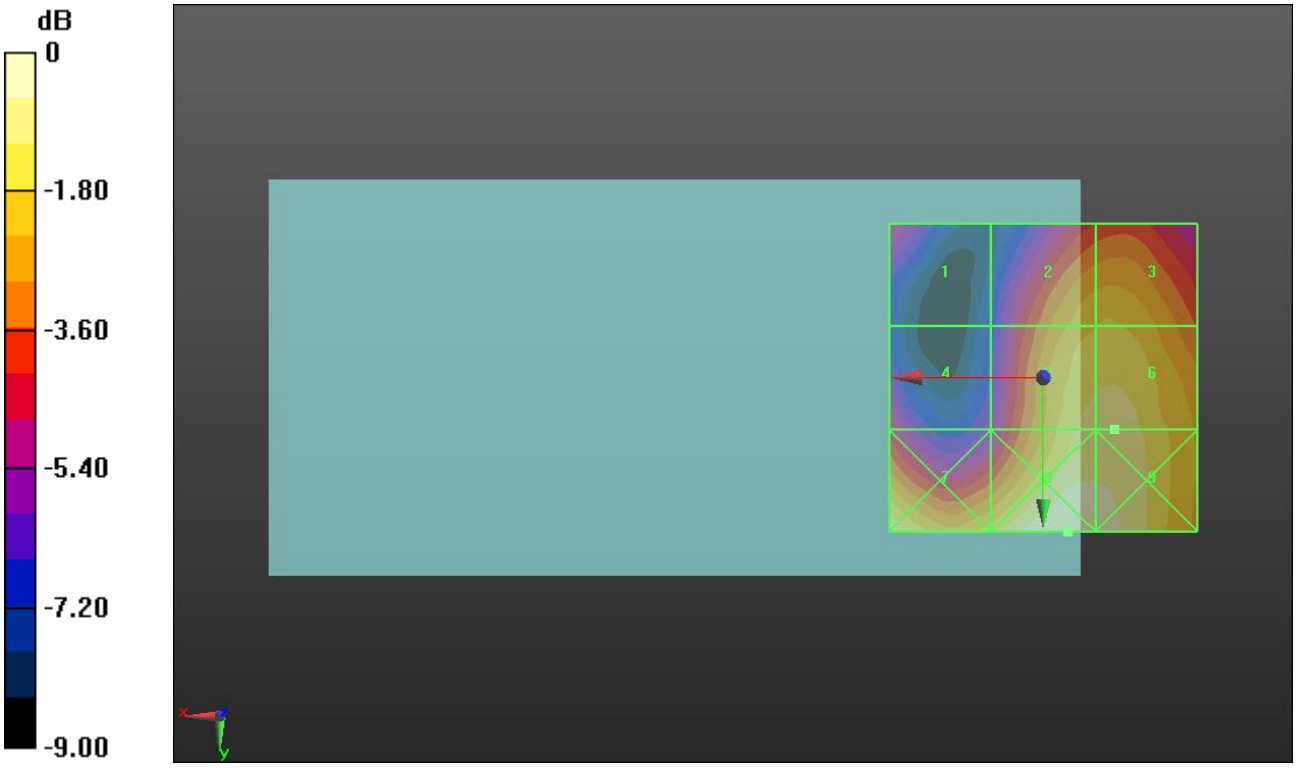

0 dB = 20.97 V/m = 26.43 dBV/m

LTE Band 41 ANT 1

Communication System: UID 10173 - CAG, LTE-TDD (SC-FDMA, 1 RB, 20 MHz, 16-QAM); Frequency: 2680 MHz; Duty Cycle: 1:8.87156
Phantom section: RF Section
DASY5 Configuration:
- Probe: EF3DV3 - SN4041; ConvF(1, 1, 1) @ 2680 MHz; Calibrated: 3/18/2020
- Sensor-Surface: (Fix Surface)
- Electronics: DAE4 Sn1357; Calibrated: 2/20/2020
- Phantom: HAC Test Arch with AMCC; Type: SD HAC P01 BB
- Measurement SW: DASY52, Version 52.10 (4);SEMCAD X Version 14.6.14 (7483)

LTE Band 41 E-Field measurement/SC-FDMA 1RB 20 MHz 16QAM Ch. 41490/Hearing Aid Compatibility Test (101x101x1): Interpolated grid: dx=0.5000 mm, dy=0.5000 mm

Device Reference Point: 0, 0, -6.3 mm
Reference Value = 18.01 V/m; Power Drift = 0.13 dB
Applied MIF = -1.44 dB
RF audio interference level = 24.20 dBV/m
Emission category: M4

MIF scaled E-field

Grid 1 **M4** **21.34 dBV/m**	Grid 2 **M4** **22.59 dBV/m**	Grid 3 **M4** **22.84 dBV/m**
Grid 4 **M4** **21.52 dBV/m**	Grid 5 **M4** **24.13 dBV/m**	Grid 6 **M4** **24.2 dBV/m**
Grid 7 **M4** **24.76 dBV/m**	Grid 8 **M4** **26.08 dBV/m**	Grid 9 **M4** **25.92 dBV/m**

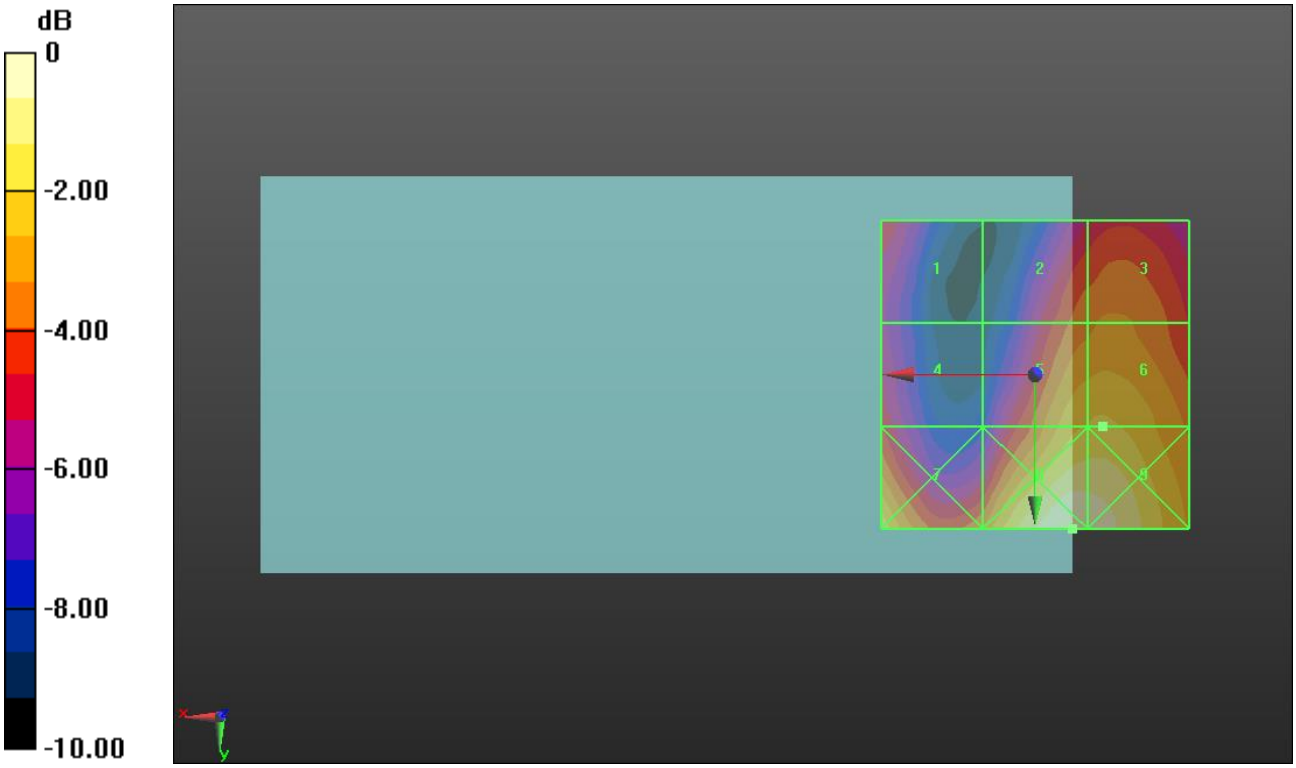

0 dB = 20.13 V/m = 26.08 dBV/m

LTE Band 41 PC2 ANT 1

Communication System: UID 10173 - CAG, LTE-TDD (SC-FDMA, 1 RB, 20 MHz, 16-QAM); Frequency: 2506 MHz; Duty Cycle: 1:8.87156
Phantom section: RF Section
DASY5 Configuration:
- Probe: EF3DV3 - SN4041; ConvF(1, 1, 1) @ 2506 MHz; Calibrated: 3/18/2020
- Sensor-Surface: (Fix Surface)
- Electronics: DAE4 Sn1357; Calibrated: 2/20/2020
- Phantom: HAC Test Arch with AMCC; Type: SD HAC P01 BB
- Measurement SW: DASY52, Version 52.10 (4);SEMCAD X Version 14.6.14 (7483)

LTE Band 41 E-Field measurement/SC-FDMA 1RB 20 MHz 16QAM Ch. 39750/Hearing Aid Compatibility Test (101x101x1): Interpolated grid: dx=0.5000 mm, dy=0.5000 mm

Device Reference Point: 0, 0, -6.3 mm
Reference Value = 23.50 V/m; Power Drift = 0.05 dB
Applied MIF = -1.44 dB
RF audio interference level = 24.42 dBV/m
Emission category: M4

MIF scaled E-field

Grid 1 **M4** **21.17 dBV/m**	Grid 2 **M4** **23.86 dBV/m**	Grid 3 **M4** **23.93 dBV/m**
Grid 4 **M4** **22.68 dBV/m**	Grid 5 **M4** **24.42 dBV/m**	Grid 6 **M4** **24.42 dBV/m**
Grid 7 **M4** **25.99 dBV/m**	Grid 8 **M4** **25.86 dBV/m**	Grid 9 **M4** **25.42 dBV/m**

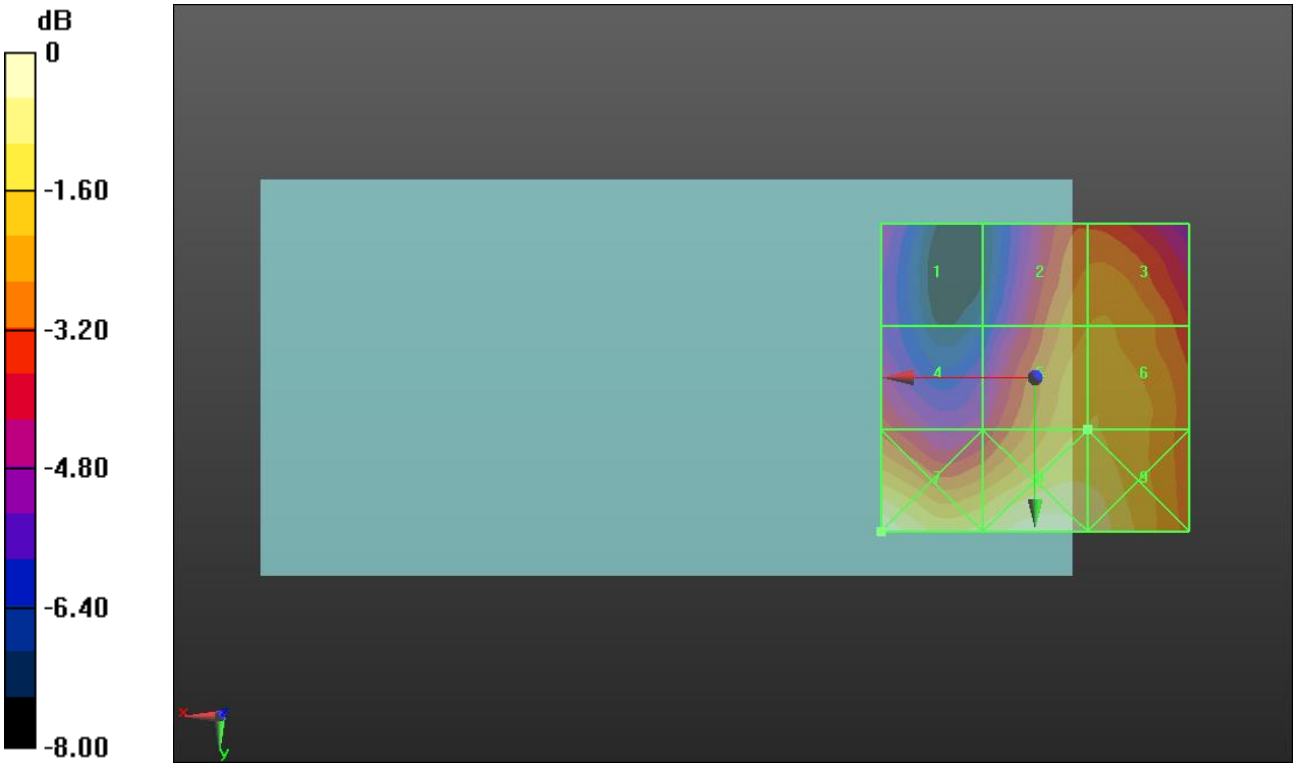

0 dB = 19.93 V/m = 25.99 dBV/m

LTE Band 41 PC2 ANT 1

Communication System: UID 10173 - CAG, LTE-TDD (SC-FDMA, 1 RB, 20 MHz, 16-QAM); Frequency: 2549.5 MHz; Duty Cycle: 1:8.87156
Phantom section: RF Section
DASY5 Configuration:
- Probe: EF3DV3 - SN4041; ConvF(1, 1, 1) @ 2549.5 MHz; Calibrated: 3/18/2020
- Sensor-Surface: (Fix Surface)
- Electronics: DAE4 Sn1357; Calibrated: 2/20/2020
- Phantom: HAC Test Arch with AMCC; Type: SD HAC P01 BB
- Measurement SW: DASY52, Version 52.10 (4);SEMCAD X Version 14.6.14 (7483)

LTE Band 41 E-Field measurement/SC-FDMA 1RB 20 MHz 16QAM Ch. 40185/Hearing Aid Compatibility Test (101x101x1): Interpolated grid: dx=0.5000 mm, dy=0.5000 mm

Device Reference Point: 0, 0, -6.3 mm
Reference Value = 25.15 V/m; Power Drift = 0.09 dB
Applied MIF = -1.44 dB
RF audio interference level = 25.43 dBV/m
Emission category: M4

MIF scaled E-field

Grid 1 **M4** **21.95 dBV/m**	Grid 2 **M4** **24.02 dBV/m**	Grid 3 **M4** **24.07 dBV/m**
Grid 4 **M4** **22.56 dBV/m**	Grid 5 **M4** **25.43 dBV/m**	Grid 6 **M4** **25.41 dBV/m**
Grid 7 **M4** **26.03 dBV/m**	Grid 8 **M4** **26.84 dBV/m**	Grid 9 **M4** **26.46 dBV/m**

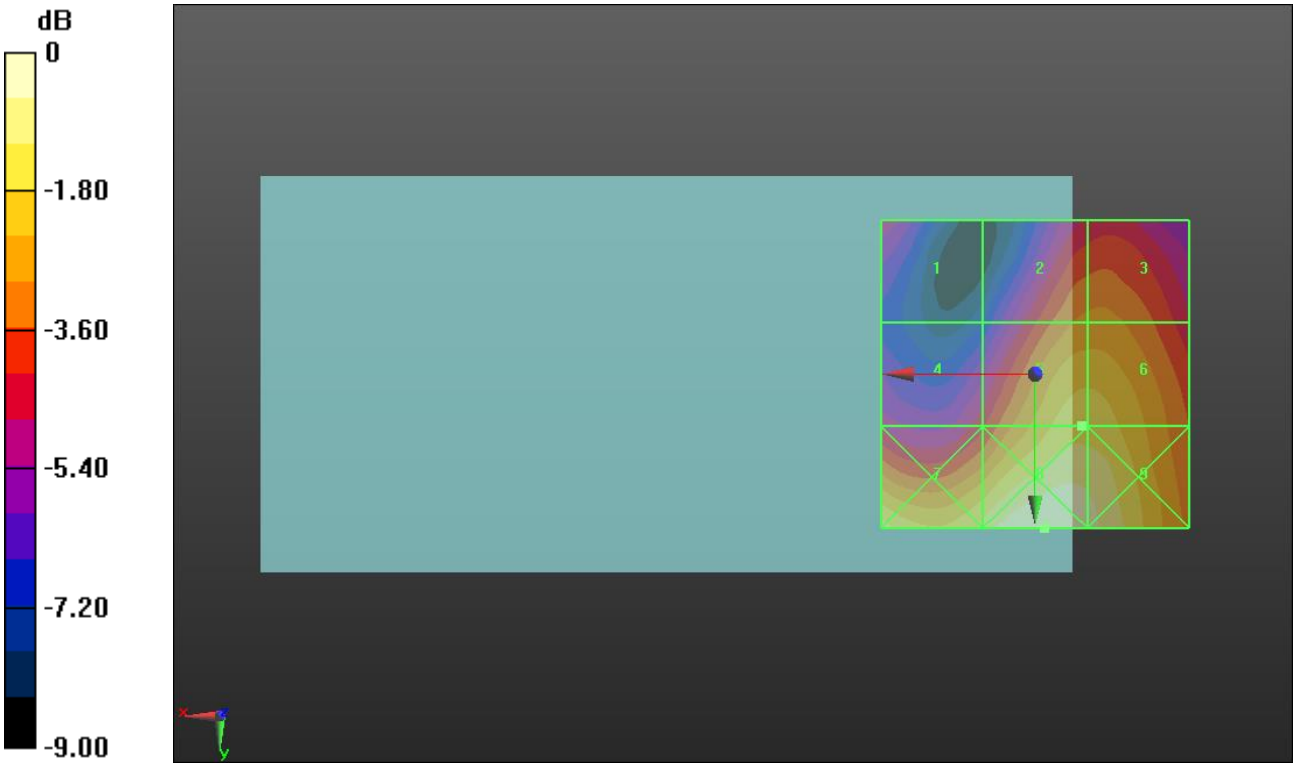

0 dB = 21.98 V/m = 26.84 dBV/m

LTE Band 41 PC2 ANT 1

Communication System: UID 10173 - CAG, LTE-TDD (SC-FDMA, 1 RB, 20 MHz, 16-QAM); Frequency: 2593 MHz; Duty Cycle: 1:8.87156
Phantom section: RF Section
DASY5 Configuration:
- Probe: EF3DV3 - SN4041; ConvF(1, 1, 1) @ 2593 MHz; Calibrated: 3/18/2020
- Sensor-Surface: (Fix Surface)
- Electronics: DAE4 Sn1357; Calibrated: 2/20/2020
- Phantom: HAC Test Arch with AMCC; Type: SD HAC P01 BB
- Measurement SW: DASY52, Version 52.10 (4);SEMCAD X Version 14.6.14 (7483)

LTE Band 41 E-Field measurement/SC-FDMA 1RB 20 MHz 16QAM Ch. 40620/Hearing Aid Compatibility Test (101x101x1): Interpolated grid: dx=0.5000 mm, dy=0.5000 mm

Device Reference Point: 0, 0, -6.3 mm
Reference Value = 26.23 V/m; Power Drift = 0.20 dB
Applied MIF = -1.44 dB
RF audio interference level = 26.13 dBV/m
Emission category: M4

MIF scaled E-field

Grid 1 **M4** **21.83 dBV/m**	Grid 2 **M4** **23.88 dBV/m**	Grid 3 **M4** **23.95 dBV/m**
Grid 4 **M4** **22.98 dBV/m**	Grid 5 **M4** **26.13 dBV/m**	Grid 6 **M4** **26.12 dBV/m**
Grid 7 **M4** **26 dBV/m**	Grid 8 **M4** **27.74 dBV/m**	Grid 9 **M4** **27.42 dBV/m**

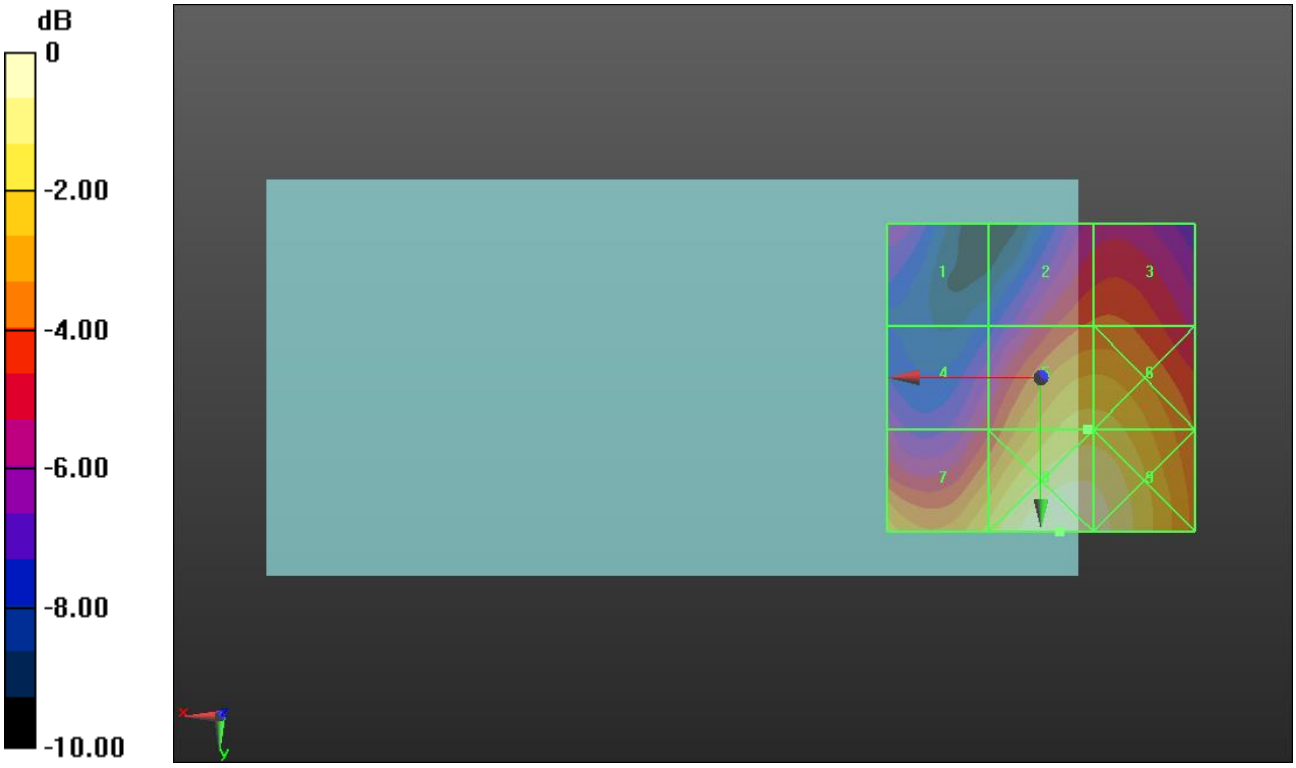

0 dB = 24.37 V/m = 27.74 dBV/m

LTE Band 41 PC2 ANT 1

Communication System: UID 10173 - CAG, LTE-TDD (SC-FDMA, 1 RB, 20 MHz, 16-QAM); Frequency: 2636.5 MHz; Duty Cycle: 1:8.87156
Phantom section: RF Section
DASY5 Configuration:
- Probe: EF3DV3 - SN4041; ConvF(1, 1, 1) @ 2636.5 MHz; Calibrated: 3/18/2020
- Sensor-Surface: (Fix Surface)
- Electronics: DAE4 Sn1357; Calibrated: 2/20/2020
- Phantom: HAC Test Arch with AMCC; Type: SD HAC P01 BB
- Measurement SW: DASY52, Version 52.10 (4);SEMCAD X Version 14.6.14 (7483)

LTE Band 41 E-Field measurement/SC-FDMA 1RB 20 MHz 16QAM Ch. 41055/Hearing Aid Compatibility Test (101x101x1): Interpolated grid: dx=0.5000 mm, dy=0.5000 mm

Device Reference Point: 0, 0, -6.3 mm
Reference Value = 24.87 V/m; Power Drift = -0.16 dB
Applied MIF = -1.44 dB
RF audio interference level = 25.69 dBV/m

Emission category: M4

MIF scaled E-field

Grid 1 **M4** **22.03 dBV/m**	Grid 2 **M4** **24.87 dBV/m**	Grid 3 **M4** **24.92 dBV/m**
Grid 4 **M4** **22.28 dBV/m**	Grid 5 **M4** **25.62 dBV/m**	Grid 6 **M4** **25.69 dBV/m**
Grid 7 **M4** **26.06 dBV/m**	Grid 8 **M4** **26.53 dBV/m**	Grid 9 **M4** **26.27 dBV/m**

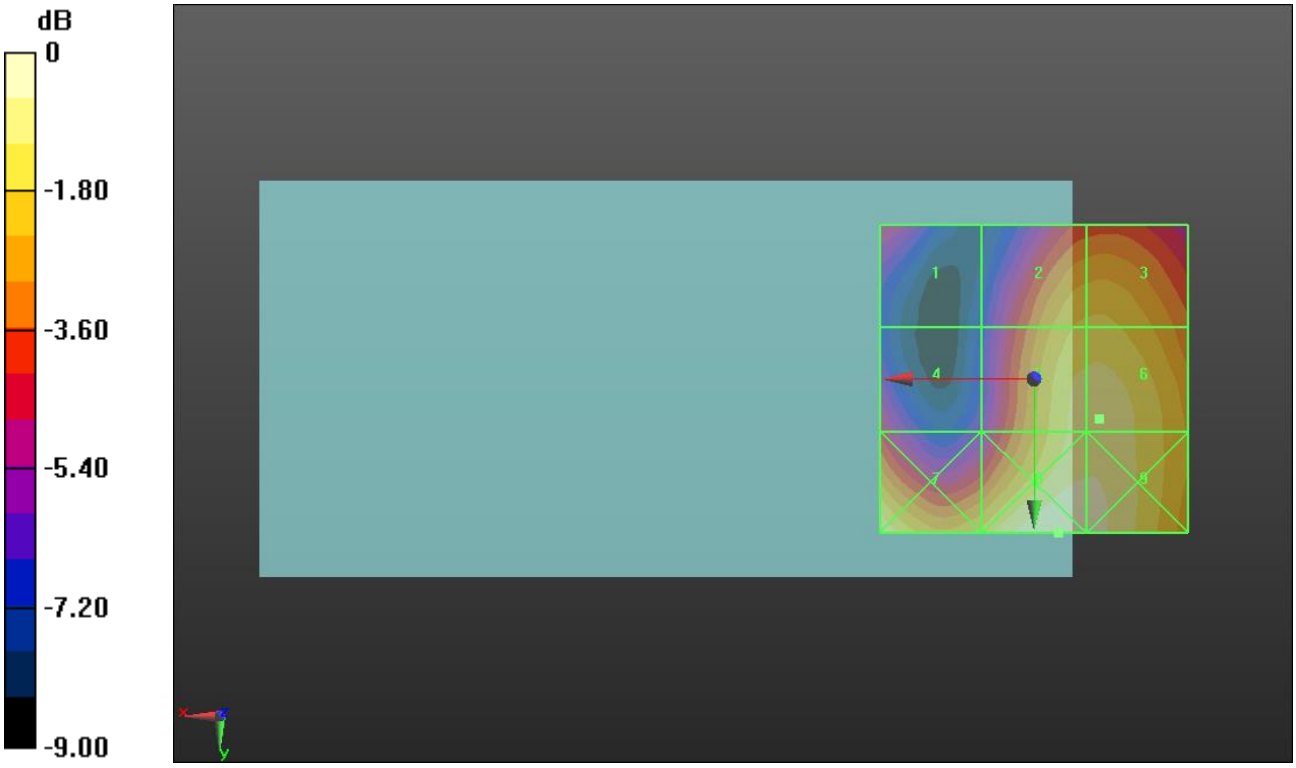

0 dB = 21.20 V/m = 26.53 dBV/m

LTE Band 41 PC2 ANT 1

Communication System: UID 10173 - CAG, LTE-TDD (SC-FDMA, 1 RB, 20 MHz, 16-QAM); Frequency: 2680 MHz; Duty Cycle: 1:8.87156
Phantom section: RF Section
DASY5 Configuration:
- Probe: EF3DV3 - SN4041; ConvF(1, 1, 1) @ 2680 MHz; Calibrated: 3/18/2020
- Sensor-Surface: (Fix Surface)
- Electronics: DAE4 Sn1357; Calibrated: 2/20/2020
- Phantom: HAC Test Arch with AMCC; Type: SD HAC P01 BB
- Measurement SW: DASY52, Version 52.10 (4);SEMCAD X Version 14.6.14 (7483)

LTE Band 41 E-Field measurement/SC-FDMA 1RB 20 MHz 16QAM Ch. 41490/Hearing Aid Compatibility Test (101x101x1): Interpolated grid: dx=0.5000 mm, dy=0.5000 mm

Device Reference Point: 0, 0, -6.3 mm
Reference Value = 19.57 V/m; Power Drift = 0.16 dB
Applied MIF = -1.44 dB
RF audio interference level = 24.38 dBV/m
Emission category: M4

MIF scaled E-field

Grid 1 **M4** **21.91 dBV/m**	Grid 2 **M4** **22.73 dBV/m**	Grid 3 **M4** **22.98 dBV/m**
Grid 4 **M4** **20.89 dBV/m**	Grid 5 **M4** **24.38 dBV/m**	Grid 6 **M4** **24.45 dBV/m**
Grid 7 **M4** **24.13 dBV/m**	Grid 8 **M4** **26.21 dBV/m**	Grid 9 **M4** **26.09 dBV/m**

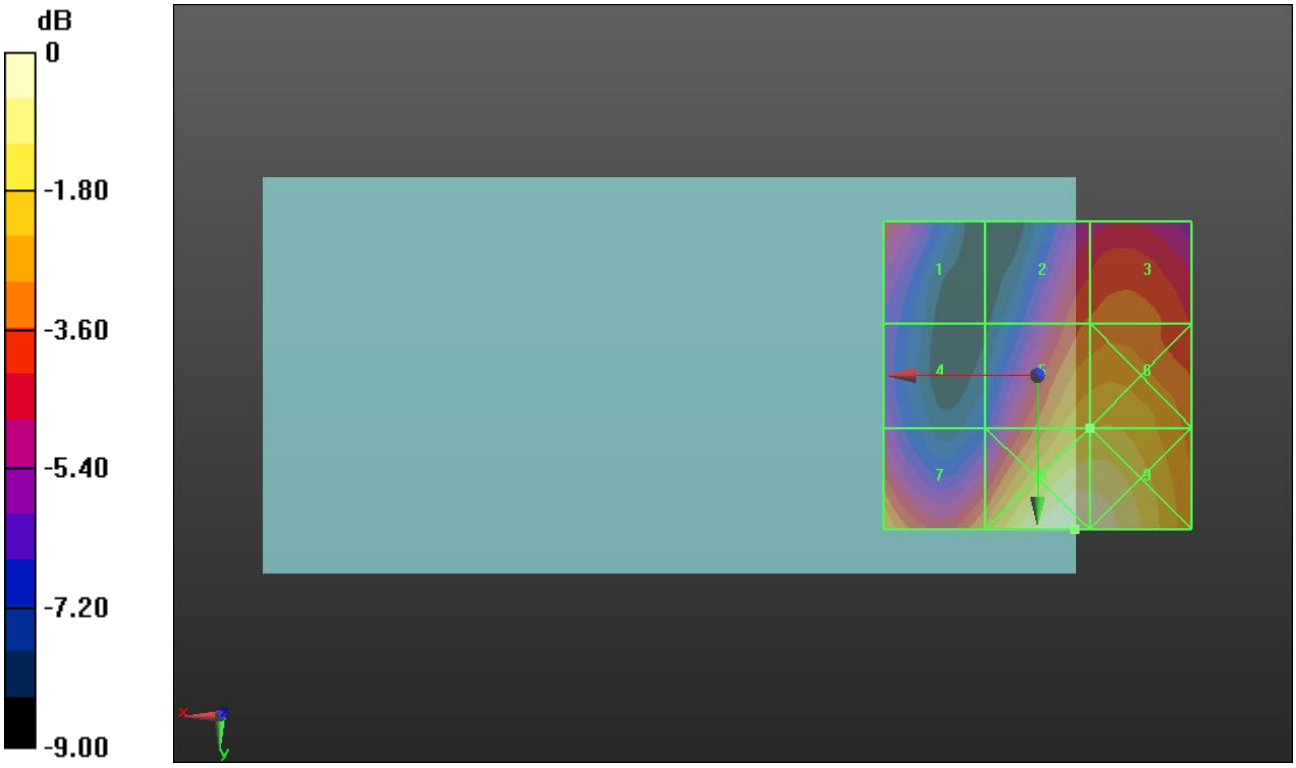

0 dB = 20.44 V/m = 26.21 dBV/m

GSM850 ANT 2

Communication System: UID 10021 - DAC, GSM-FDD (TDMA, GMSK); Frequency: 824.2 MHz; Duty Cycle: 1:8.69961
Phantom section: RF Section
DASY5 Configuration:
- Probe: EF3DV3 - SN4041; ConvF(1, 1, 1) @ 824.2 MHz; Calibrated: 3/18/2020
- Sensor-Surface: (Fix Surface)
- Electronics: DAE4 Sn1357; Calibrated: 2/20/2020
- Phantom: HAC Test Arch with AMCC; Type: SD HAC P01 BB
- Measurement SW: DASY52, Version 52.10 (4);SEMCAD X Version 14.6.14 (7483)

GSM850 E-Field measurement/Voice_ch 128/Hearing Aid Compatibility Test (101x101x1): Interpolated grid: dx=0.5000 mm, dy=0.5000 mm

Device Reference Point: 0, 0, -6.3 mm
Reference Value = 39.34 V/m; Power Drift = 0.07 dB
Applied MIF = 3.63 dB
RF audio interference level = 33.31 dBV/m
Emission category: M4

MIF scaled E-field

Grid 1 **M4** **31.86 dBV/m**	Grid 2 **M4** **33.39 dBV/m**	Grid 3 **M4** **33.48 dBV/m**
Grid 4 **M4** **32.26 dBV/m**	Grid 5 **M4** **33.31 dBV/m**	Grid 6 **M4** **33.4 dBV/m**
Grid 7 **M4** **32.28 dBV/m**	Grid 8 **M4** **33.17 dBV/m**	Grid 9 **M4** **33.05 dBV/m**



0 dB = 47.20 V/m = 33.48 dBV/m

GSM850 ANT 2

Communication System: UID 10021 - DAC, GSM-FDD (TDMA, GMSK); Frequency: 836.6 MHz; Duty Cycle: 1:8.69961
Phantom section: RF Section
DASY5 Configuration:
- Probe: EF3DV3 - SN4041; ConvF(1, 1, 1) @ 836.6 MHz; Calibrated: 3/18/2020
- Sensor-Surface: (Fix Surface)
- Electronics: DAE4 Sn1357; Calibrated: 2/20/2020
- Phantom: HAC Test Arch with AMCC; Type: SD HAC P01 BB
- Measurement SW: DASY52, Version 52.10 (4);SEMCAD X Version 14.6.14 (7483)

GSM850 E-Field measurement/Voice_ch 190/Hearing Aid Compatibility Test (101x101x1): Interpolated grid: dx=0.5000 mm, dy=0.5000 mm

Device Reference Point: 0, 0, -6.3 mm
Reference Value = 29.96 V/m; Power Drift = -0.09 dB
Applied MIF = 3.63 dB
RF audio interference level = 30.69 dBV/m
Emission category: M4

MIF scaled E-field

Grid 1 **M4** **29.67 dBV/m**	Grid 2 **M4** **30.77 dBV/m**	Grid 3 **M4** **30.11 dBV/m**
Grid 4 **M4** **30.35 dBV/m**	Grid 5 **M4** **30.69 dBV/m**	Grid 6 **M4** **30.55 dBV/m**
Grid 7 **M4** **29.84 dBV/m**	Grid 8 **M4** **30.39 dBV/m**	Grid 9 **M4** **29.89 dBV/m**



0 dB = 34.55 V/m = 30.77 dBV/m

GSM850 ANT 2

Communication System: UID 10021 - DAC, GSM-FDD (TDMA, GMSK); Frequency: 848.6 MHz; Duty Cycle: 1:8.69961
Phantom section: RF Section
DASY5 Configuration:
- Probe: EF3DV3 - SN4041; ConvF(1, 1, 1) @ 848.6 MHz; Calibrated: 3/18/2020
- Sensor-Surface: (Fix Surface)
- Electronics: DAE4 Sn1357; Calibrated: 2/20/2020
- Phantom: HAC Test Arch with AMCC; Type: SD HAC P01 BB
- Measurement SW: DASY52, Version 52.10 (4);SEMCAD X Version 14.6.14 (7483)

GSM850 E-Field measurement/Voice_ch 251/Hearing Aid Compatibility Test (101x101x1): Interpolated grid: dx=0.5000 mm, dy=0.5000 mm

Device Reference Point: 0, 0, -6.3 mm
Reference Value = 114.3 V/m; Power Drift = 0.00 dB
Applied MIF = 3.63 dB
RF audio interference level = 40.97 dBV/m
Emission category: M3

MIF scaled E-field

Grid 1 **M4** **37.09 dBV/m**	Grid 2 **M3** **40.82 dBV/m**	Grid 3 **M3** **40.76 dBV/m**
Grid 4 **M4** **36.19 dBV/m**	Grid 5 **M3** **40.97 dBV/m**	Grid 6 **M3** **40.98 dBV/m**
Grid 7 **M4** **35.8 dBV/m**	Grid 8 **M3** **40.35 dBV/m**	Grid 9 **M3** **40.3 dBV/m**



0 dB = 112.0 V/m = 40.98 dBV/m

GSM1900 ANT 2

Communication System: UID 10021 - DAC, GSM-FDD (TDMA, GMSK); Frequency: 1850.2 MHz; Duty Cycle: 1:8.69961
Phantom section: RF Section
DASY5 Configuration:
- Probe: EF3DV3 - SN4041; ConvF(1, 1, 1) @ 1850.2 MHz; Calibrated: 3/18/2020
- Sensor-Surface: (Fix Surface)
- Electronics: DAE4 Sn1357; Calibrated: 2/20/2020
- Phantom: HAC Test Arch with AMCC; Type: SD HAC P01 BB
- Measurement SW: DASY52, Version 52.10 (4);SEMCAD X Version 14.6.14 (7483)

GSM1900 E-Field measurement/Voice_ch 512/Hearing Aid Compatibility Test (101x101x1): Interpolated grid: dx=0.5000 mm, dy=0.5000 mm

Device Reference Point: 0, 0, -6.3 mm
Reference Value = 20.50 V/m; Power Drift = -0.01 dB
Applied MIF = 3.63 dB
RF audio interference level = 27.98 dBV/m
Emission category: M4

MIF scaled E-field

Grid 1 **M4** **26.58 dBV/m**	Grid 2 **M4** **26.74 dBV/m**	Grid 3 **M4** **26.7 dBV/m**
Grid 4 **M4** **27.64 dBV/m**	Grid 5 **M4** **27.98 dBV/m**	Grid 6 **M4** **27.98 dBV/m**
Grid 7 **M4** **28.76 dBV/m**	Grid 8 **M4** **28.64 dBV/m**	Grid 9 **M4** **28.62 dBV/m**

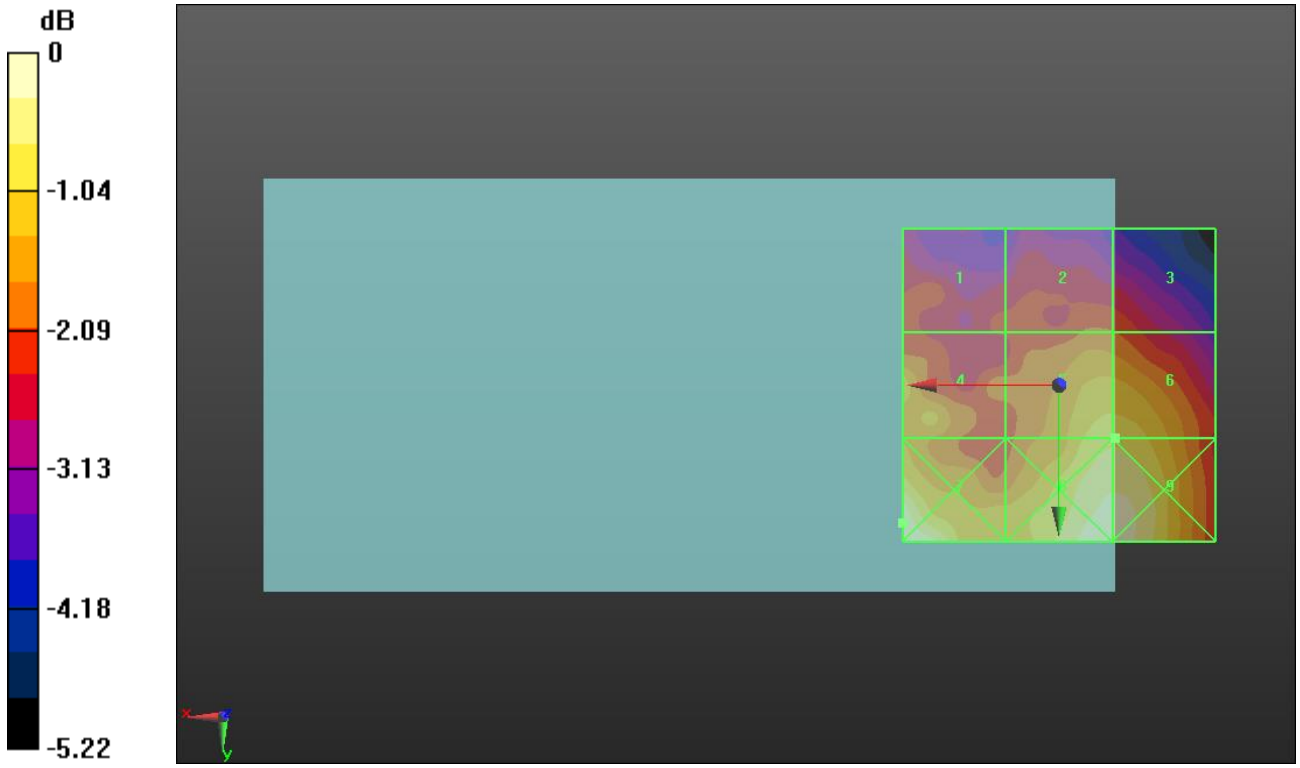

0 dB = 27.41 V/m = 28.76 dBV/m

GSM1900 ANT 2

Communication System: UID 10021 - DAC, GSM-FDD (TDMA, GMSK); Frequency: 1880 MHz; Duty Cycle: 1:8.69961
Phantom section: RF Section
DASY5 Configuration:
- Probe: EF3DV3 - SN4041; ConvF(1, 1, 1) @ 1880 MHz; Calibrated: 3/18/2020
- Sensor-Surface: (Fix Surface)
- Electronics: DAE4 Sn1357; Calibrated: 2/20/2020
- Phantom: HAC Test Arch with AMCC; Type: SD HAC P01 BB
- Measurement SW: DASY52, Version 52.10 (4);SEMCAD X Version 14.6.14 (7483)

GSM1900 E-Field measurement/Voice_ch 661/Hearing Aid Compatibility Test (101x101x1): Interpolated grid: dx=0.5000 mm, dy=0.5000 mm

Device Reference Point: 0, 0, -6.3 mm
Reference Value = 21.27 V/m; Power Drift = 0.03 dB
Applied MIF = 3.63 dB
RF audio interference level = 28.89 dBV/m
Emission category: M4

MIF scaled E-field

Grid 1 **M4** **26.82 dBV/m**	Grid 2 **M4** **27.67 dBV/m**	Grid 3 **M4** **27.66 dBV/m**
Grid 4 **M4** **28.25 dBV/m**	Grid 5 **M4** **28.79 dBV/m**	Grid 6 **M4** **28.89 dBV/m**
Grid 7 **M3** **30.85 dBV/m**	Grid 8 **M4** **29.21 dBV/m**	Grid 9 **M4** **29.28 dBV/m**



0 dB = 34.89 V/m = 30.85 dBV/m

GSM1900 ANT 2

Communication System: UID 10021 - DAC, GSM-FDD (TDMA, GMSK); Frequency: 1909.8 MHz; Duty Cycle: 1:8.69961
Phantom section: RF Section
DASY5 Configuration:
- Probe: EF3DV3 - SN4041; ConvF(1, 1, 1) @ 1909.8 MHz; Calibrated: 3/18/2020
- Sensor-Surface: (Fix Surface)
- Electronics: DAE4 Sn1357; Calibrated: 2/20/2020
- Phantom: HAC Test Arch with AMCC; Type: SD HAC P01 BB
- Measurement SW: DASY52, Version 52.10 (4);SEMCAD X Version 14.6.14 (7483)

GSM1900 E-Field measurement/Voice_ch 810/Hearing Aid Compatibility Test (101x101x1): Interpolated grid: dx=0.5000 mm, dy=0.5000 mm

Device Reference Point: 0, 0, -6.3 mm
Reference Value = 16.59 V/m; Power Drift = -0.05 dB
Applied MIF = 3.63 dB
RF audio interference level = 26.67 dBV/m
Emission category: M4

MIF scaled E-field

Grid 1 **M4** **26.24 dBV/m**	Grid 2 **M4** **26.4 dBV/m**	Grid 3 **M4** **26.4 dBV/m**
Grid 4 **M4** **28.07 dBV/m**	Grid 5 **M4** **26.67 dBV/m**	Grid 6 **M4** **26.5 dBV/m**
Grid 7 **M3** **31.01 dBV/m**	Grid 8 **M4** **29.01 dBV/m**	Grid 9 **M4** **26.62 dBV/m**



0 dB = 35.53 V/m = 31.01 dBV/m

CDMA2000 BC0 ANT 2

Communication System: UID 10295 - AAB, CDMA2000, RC1, SO3, 1/8th Rate 25 fr.; Frequency: 824.7 MHz; Duty Cycle: 1:17.746
Phantom section: RF Section
DASY5 Configuration:
- Probe: EF3DV3 - SN4041; ConvF(1, 1, 1) @ 824.7 MHz; Calibrated: 3/18/2020
- Sensor-Surface: (Fix Surface)
- Electronics: DAE4 Sn1357; Calibrated: 2/20/2020
- Phantom: HAC Test Arch with AMCC; Type: SD HAC P01 BB
- Measurement SW: DASY52, Version 52.10 (4);SEMCAD X Version 14.6.14 (7483)

CDMA2000 BC0 E-Field measurement/1xRTT, RC1, SO3, 1/8th Rate 25 fr. Ch. 1013/Hearing Aid Compatibility Test (101x101x1): Interpolated grid: dx=0.5000 mm, dy=0.5000 mm

Device Reference Point: 0, 0, -6.3 mm
Reference Value = 10.03 V/m; Power Drift = 0.12 dB
Applied MIF = 3.26 dB
RF audio interference level = 21.08 dBV/m
Emission category: M4

MIF scaled E-field

Grid 1 **M4** **19.86 dBV/m**	Grid 2 **M4** **21.07 dBV/m**	Grid 3 **M4** **21.1 dBV/m**
Grid 4 **M4** **19.75 dBV/m**	Grid 5 **M4** **21.08 dBV/m**	Grid 6 **M4** **21.1 dBV/m**
Grid 7 **M4** **19.26 dBV/m**	Grid 8 **M4** **20.89 dBV/m**	Grid 9 **M4** **20.88 dBV/m**



0 dB = 11.35 V/m = 21.10 dBV/m

CDMA2000 BC0 ANT 2

Communication System: UID 10295 - AAB, CDMA2000, RC1, SO3, 1/8th Rate 25 fr.; Frequency: 836.52 MHz; Duty Cycle: 1:17.746
Phantom section: RF Section
DASY5 Configuration:
- Probe: EF3DV3 - SN4041; ConvF(1, 1, 1) @ 836.52 MHz; Calibrated: 3/18/2020
- Sensor-Surface: (Fix Surface)
- Electronics: DAE4 Sn1357; Calibrated: 2/20/2020
- Phantom: HAC Test Arch with AMCC; Type: SD HAC P01 BB
- Measurement SW: DASY52, Version 52.10 (4);SEMCAD X Version 14.6.14 (7483)

CDMA2000 BC0 E-Field measurement/1xRTT, RC1, SO3, 1/8th Rate 25 fr. Ch. 384/Hearing Aid Compatibility Test (101x101x1): Interpolated grid: dx=0.5000 mm, dy=0.5000 mm

Device Reference Point: 0, 0, -6.3 mm
Reference Value = 23.25 V/m; Power Drift = 0.07 dB
Applied MIF = 3.26 dB
RF audio interference level = 26.55 dBV/m
Emission category: M4

MIF scaled E-field

Grid 1 **M4** **24.03 dBV/m**	Grid 2 **M4** **26.42 dBV/m**	Grid 3 **M4** **26.25 dBV/m**
Grid 4 **M4** **23.57 dBV/m**	Grid 5 **M4** **26.55 dBV/m**	Grid 6 **M4** **26.33 dBV/m**
Grid 7 **M4** **23.21 dBV/m**	Grid 8 **M4** **26.23 dBV/m**	Grid 9 **M4** **25.89 dBV/m**



0 dB = 21.25 V/m = 26.55 dBV/m

CDMA2000 BC0 ANT 2

Communication System: UID 10295 - AAB, CDMA2000, RC1, SO3, 1/8th Rate 25 fr.; Frequency: 848.31 MHz; Duty Cycle: 1:17.746
Phantom section: RF Section
DASY5 Configuration:
- Probe: EF3DV3 - SN4041; ConvF(1, 1, 1) @ 848.31 MHz; Calibrated: 3/18/2020
- Sensor-Surface: (Fix Surface)
- Electronics: DAE4 Sn1357; Calibrated: 2/20/2020
- Phantom: HAC Test Arch with AMCC; Type: SD HAC P01 BB
- Measurement SW: DASY52, Version 52.10 (4);SEMCAD X Version 14.6.14 (7483)

CDMA2000 BC0 E-Field measurement/1xRTT, RC1, SO3, 1/8th Rate 25 fr. Ch. 777/Hearing Aid Compatibility Test (101x101x1): Interpolated grid: dx=0.5000 mm, dy=0.5000 mm

Device Reference Point: 0, 0, -6.3 mm
Reference Value = 25.68 V/m; Power Drift = -0.07 dB
Applied MIF = 3.26 dB
RF audio interference level = 27.42 dBV/m
Emission category: M4

MIF scaled E-field

Grid 1 **M4** **24.83 dBV/m**	Grid 2 **M4** **27.34 dBV/m**	Grid 3 **M4** **27.24 dBV/m**
Grid 4 **M4** **24.23 dBV/m**	Grid 5 **M4** **27.42 dBV/m**	Grid 6 **M4** **27.36 dBV/m**
Grid 7 **M4** **23.84 dBV/m**	Grid 8 **M4** **27.16 dBV/m**	Grid 9 **M4** **26.99 dBV/m**



0 dB = 23.50 V/m = 27.42 dBV/m

CDMA2000 BC1 ANT 2

Communication System: UID 10295 - AAB, CDMA2000, RC1, SO3, 1/8th Rate 25 fr.; Frequency: 1851.25 MHz; Duty Cycle: 1:17.746
Phantom section: RF Section
DASY5 Configuration:
- Probe: EF3DV3 - SN4041; ConvF(1, 1, 1) @ 1851.25 MHz; Calibrated: 3/18/2020
- Sensor-Surface: (Fix Surface)
- Electronics: DAE4 Sn1357; Calibrated: 2/20/2020
- Phantom: HAC Test Arch with AMCC; Type: SD HAC P01 BB
- Measurement SW: DASY52, Version 52.10 (4);SEMCAD X Version 14.6.14 (7483)

CDMA2000 BC1 E-Field measurement/1xRTT, RC1, SO3, 1/8th Rate 25 fr. Ch. 25/Hearing Aid Compatibility Test (101x101x1): Interpolated grid: dx=0.5000 mm, dy=0.5000 mm

Device Reference Point: 0, 0, -6.3 mm
Reference Value = 10.36 V/m; Power Drift = 0.08 dB
Applied MIF = 3.26 dB
RF audio interference level = 23.44 dBV/m
Emission category: M4

MIF scaled E-field

Grid 1 **M4** **24.98 dBV/m**	Grid 2 **M4** **25.18 dBV/m**	Grid 3 **M4** **23.35 dBV/m**
Grid 4 **M4** **22.65 dBV/m**	Grid 5 **M4** **23.44 dBV/m**	Grid 6 **M4** **22.23 dBV/m**
Grid 7 **M4** **18.49 dBV/m**	Grid 8 **M4** **21.35 dBV/m**	Grid 9 **M4** **21.57 dBV/m**



0 dB = 18.15 V/m = 25.18 dBV/m

CDMA2000 BC1 ANT 2

Communication System: UID 10295 - AAB, CDMA2000, RC1, SO3, 1/8th Rate 25 fr.; Frequency: 1880 MHz; Duty Cycle: 1:17.746
Phantom section: RF Section
DASY5 Configuration:
- Probe: EF3DV3 - SN4041; ConvF(1, 1, 1) @ 1880 MHz; Calibrated: 3/18/2020
- Sensor-Surface: (Fix Surface)
- Electronics: DAE4 Sn1357; Calibrated: 2/20/2020
- Phantom: HAC Test Arch with AMCC; Type: SD HAC P01 BB
- Measurement SW: DASY52, Version 52.10 (4);SEMCAD X Version 14.6.14 (7483)

CDMA2000 BC1 E-Field measurement/1xRTT, RC1, SO3, 1/8th Rate 25 fr. Ch. 600/Hearing Aid Compatibility Test (101x101x1): Interpolated grid: dx=0.5000 mm, dy=0.5000 mm

Device Reference Point: 0, 0, -6.3 mm
Reference Value = 10.55 V/m; Power Drift = -0.14 dB
Applied MIF = 3.26 dB
RF audio interference level = 23.62 dBV/m
Emission category: M4

MIF scaled E-field

Grid 1 **M4** **25.38 dBV/m**	Grid 2 **M4** **25.43 dBV/m**	Grid 3 **M4** **23.26 dBV/m**
Grid 4 **M4** **22.78 dBV/m**	Grid 5 **M4** **23.62 dBV/m**	Grid 6 **M4** **22.38 dBV/m**
Grid 7 **M4** **18.05 dBV/m**	Grid 8 **M4** **21.8 dBV/m**	Grid 9 **M4** **22 dBV/m**



0 dB = 18.69 V/m = 25.43 dBV/m

CDMA2000 BC1 ANT 2

Communication System: UID 10295 - AAB, CDMA2000, RC1, SO3, 1/8th Rate 25 fr.; Frequency: 1908.75 MHz; Duty Cycle: 1:17.746
Phantom section: RF Section
DASY5 Configuration:
- Probe: EF3DV3 - SN4041; ConvF(1, 1, 1) @ 1908.75 MHz; Calibrated: 3/18/2020
- Sensor-Surface: (Fix Surface)
- Electronics: DAE4 Sn1357; Calibrated: 2/20/2020
- Phantom: HAC Test Arch with AMCC; Type: SD HAC P01 BB
- Measurement SW: DASY52, Version 52.10 (4);SEMCAD X Version 14.6.14 (7483)

CDMA2000 BC1 E-Field measurement/1xRTT, RC1, SO3, 1/8th Rate 25 fr. Ch. 1175/Hearing Aid Compatibility Test (101x101x1): Interpolated grid: dx=0.5000 mm, dy=0.5000 mm

Device Reference Point: 0, 0, -6.3 mm
Reference Value = 10.53 V/m; Power Drift = 0.16 dB
Applied MIF = 3.26 dB
RF audio interference level = 23.73 dBV/m
Emission category: M4

MIF scaled E-field

Grid 1 **M4** **25.26 dBV/m**	Grid 2 **M4** **25.44 dBV/m**	Grid 3 **M4** **23.66 dBV/m**
Grid 4 **M4** **22.72 dBV/m**	Grid 5 **M4** **23.73 dBV/m**	Grid 6 **M4** **22.7 dBV/m**
Grid 7 **M4** **18.08 dBV/m**	Grid 8 **M4** **22.12 dBV/m**	Grid 9 **M4** **22.31 dBV/m**

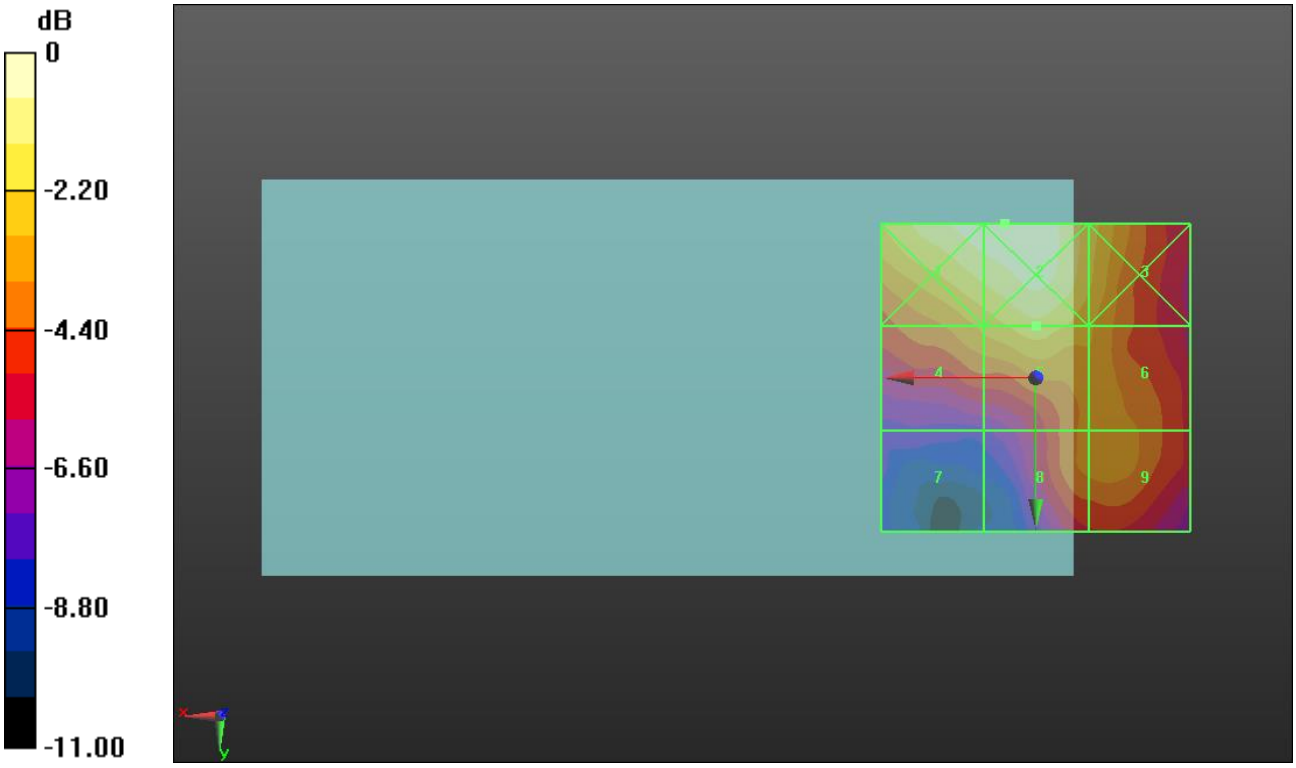

0 dB = 18.71 V/m = 25.44 dBV/m

CDMA2000 BC10 ANT 2

Communication System: UID 10295 - AAB, CDMA2000, RC1, SO3, 1/8th Rate 25 fr.; Frequency: 817.9 MHz; Duty Cycle: 1:17.746
Phantom section: RF Section
DASY5 Configuration:
- Probe: EF3DV3 - SN4041; ConvF(1, 1, 1) @ 817.9 MHz; Calibrated: 3/18/2020
- Sensor-Surface: (Fix Surface)
- Electronics: DAE4 Sn1357; Calibrated: 2/20/2020
- Phantom: HAC Test Arch with AMCC; Type: SD HAC P01 BB
- Measurement SW: DASY52, Version 52.10 (4);SEMCAD X Version 14.6.14 (7483)

CDMA2000 BC10 E-Field measurement/1xRTT, RC1, SO3, 1/8th Rate 25 fr. Ch. 476/Hearing Aid Compatibility Test (101x101x1): Interpolated grid: dx=0.5000 mm, dy=0.5000 mm

Device Reference Point: 0, 0, -6.3 mm
Reference Value = 21.19 V/m; Power Drift = -0.10 dB
Applied MIF = 3.26 dB
RF audio interference level = 26.23 dBV/m
Emission category: M4

MIF scaled E-field

Grid 1 **M4** **23.61 dBV/m**	Grid 2 **M4** **26.22 dBV/m**	Grid 3 **M4** **26.21 dBV/m**
Grid 4 **M4** **22.66 dBV/m**	Grid 5 **M4** **26.23 dBV/m**	Grid 6 **M4** **26.21 dBV/m**
Grid 7 **M4** **22.32 dBV/m**	Grid 8 **M4** **25.8 dBV/m**	Grid 9 **M4** **25.76 dBV/m**



0 dB = 20.48 V/m = 26.23 dBV/m

CDMA2000 BC10 ANT 2

Communication System: UID 10295 - AAB, CDMA2000, RC1, SO3, 1/8th Rate 25 fr.; Frequency: 820.5 MHz; Duty Cycle: 1:17.746
Phantom section: RF Section
DASY5 Configuration:
- Probe: EF3DV3 - SN4041; ConvF(1, 1, 1) @ 820.5 MHz; Calibrated: 3/18/2020
- Sensor-Surface: (Fix Surface)
- Electronics: DAE4 Sn1357; Calibrated: 2/20/2020
- Phantom: HAC Test Arch with AMCC; Type: SD HAC P01 BB
- Measurement SW: DASY52, Version 52.10 (4);SEMCAD X Version 14.6.14 (7483)

CDMA2000 BC10 E-Field measurement/1xRTT, RC1, SO3, 1/8th Rate 25 fr. Ch. 580/Hearing Aid Compatibility Test (101x101x1): Interpolated grid: dx=0.5000 mm, dy=0.5000 mm

Device Reference Point: 0, 0, -6.3 mm
Reference Value = 10.77 V/m; Power Drift = -0.13 dB
Applied MIF = 3.26 dB
RF audio interference level = 21.41 dBV/m
Emission category: M4

MIF scaled E-field

Grid 1 **M4** **20.58 dBV/m**	Grid 2 **M4** **21.2 dBV/m**	Grid 3 **M4** **21.21 dBV/m**
Grid 4 **M4** **20.38 dBV/m**	Grid 5 **M4** **21.41 dBV/m**	Grid 6 **M4** **21.41 dBV/m**
Grid 7 **M4** **19.95 dBV/m**	Grid 8 **M4** **21.15 dBV/m**	Grid 9 **M4** **21.08 dBV/m**



0 dB = 11.77 V/m = 21.42 dBV/m

CDMA2000 BC10 ANT 2

Communication System: UID 10295 - AAB, CDMA2000, RC1, SO3, 1/8th Rate 25 fr.; Frequency: 823.1 MHz; Duty Cycle: 1:17.746
Phantom section: RF Section
DASY5 Configuration:
- Probe: EF3DV3 - SN4041; ConvF(1, 1, 1) @ 823.1 MHz; Calibrated: 3/18/2020
- Sensor-Surface: (Fix Surface)
- Electronics: DAE4 Sn1357; Calibrated: 2/20/2020
- Phantom: HAC Test Arch with AMCC; Type: SD HAC P01 BB
- Measurement SW: DASY52, Version 52.10 (4);SEMCAD X Version 14.6.14 (7483)

CDMA2000 BC10 E-Field measurement/1xRTT, RC1, SO3, 1/8th Rate 25 fr. Ch. 684/Hearing Aid Compatibility Test (101x101x1): Interpolated grid: dx=0.5000 mm, dy=0.5000 mm

Device Reference Point: 0, 0, -6.3 mm
Reference Value = 9.544 V/m; Power Drift = 0.00 dB
Applied MIF = 3.26 dB
RF audio interference level = 21.87 dBV/m
Emission category: M4

MIF scaled E-field

Grid 1 **M4** **20.67 dBV/m**	Grid 2 **M4** **21.9 dBV/m**	Grid 3 **M4** **21.85 dBV/m**
Grid 4 **M4** **20.48 dBV/m**	Grid 5 **M4** **21.87 dBV/m**	Grid 6 **M4** **21.91 dBV/m**
Grid 7 **M4** **19.99 dBV/m**	Grid 8 **M4** **21.35 dBV/m**	Grid 9 **M4** **21.36 dBV/m**



0 dB = 12.46 V/m = 21.91 dBV/m

LTE Band 41 ANT 2

Communication System: UID 10173 - CAG, LTE-TDD (SC-FDMA, 1 RB, 20 MHz, 16-QAM); Frequency: 2506 MHz; Duty Cycle: 1:8.87156
Phantom section: RF Section
DASY5 Configuration:
- Probe: EF3DV3 - SN4041; ConvF(1, 1, 1) @ 2506 MHz; Calibrated: 3/18/2020
- Sensor-Surface: (Fix Surface)
- Electronics: DAE4 Sn1357; Calibrated: 2/20/2020
- Phantom: HAC Test Arch with AMCC; Type: SD HAC P01 BB
- Measurement SW: DASY52, Version 52.10 (4);SEMCAD X Version 14.6.14 (7483)

LTE Band 41 E-Field measurement/SC-FDMA 1RB 20 MHz 16QAM Ch. 39750/Hearing Aid Compatibility Test (101x101x1): Interpolated grid: dx=0.5000 mm, dy=0.5000 mm

Device Reference Point: 0, 0, -6.3 mm
Reference Value = 40.27 V/m; Power Drift = -0.11 dB
Applied MIF = -1.44 dB
RF audio interference level = 28.69 dBV/m
Emission category: M4

MIF scaled E-field

Grid 1 **M3** **30.22 dBV/m**	Grid 2 **M3** **30.05 dBV/m**	Grid 3 **M4** **28.35 dBV/m**
Grid 4 **M4** **27.55 dBV/m**	Grid 5 **M4** **28.69 dBV/m**	Grid 6 **M4** **27.85 dBV/m**
Grid 7 **M4** **23.02 dBV/m**	Grid 8 **M4** **24.22 dBV/m**	Grid 9 **M4** **24.18 dBV/m**

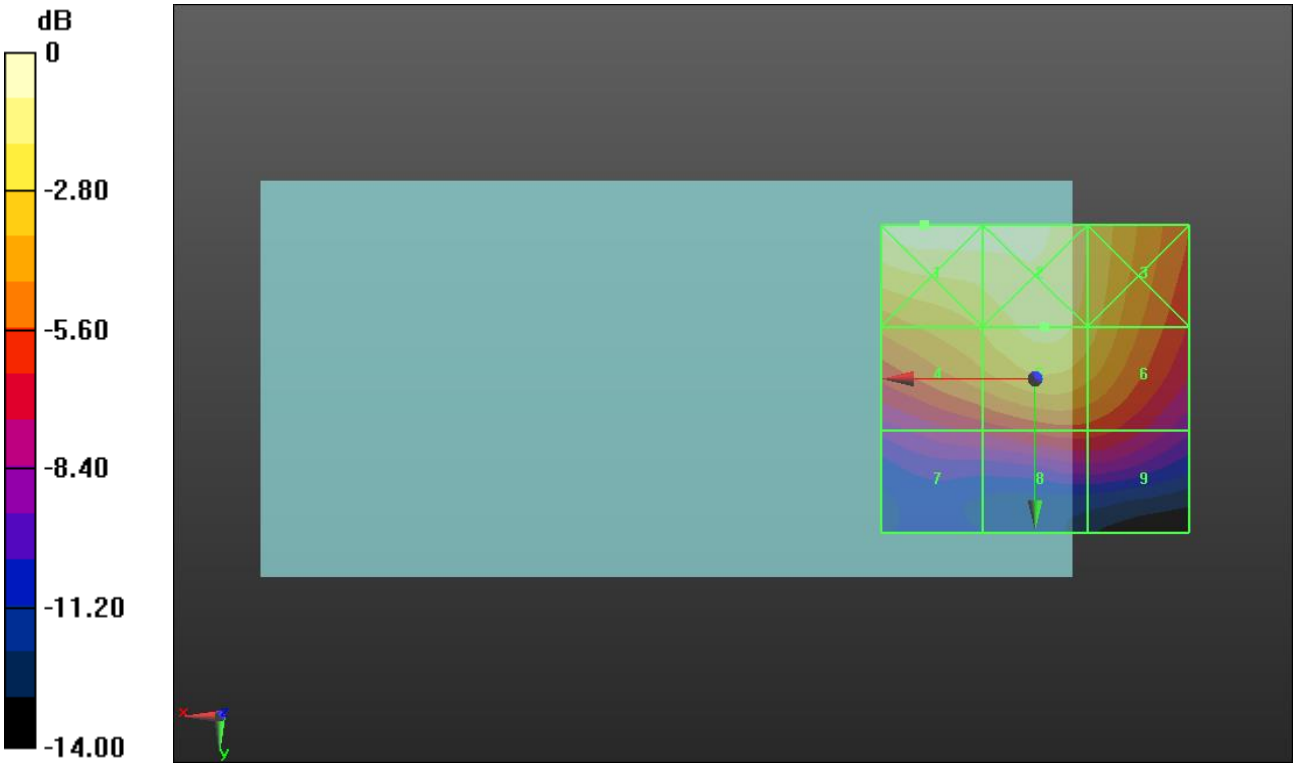

0 dB = 32.42 V/m = 30.22 dBV/m

LTE Band 41 ANT 2

Communication System: UID 10173 - CAG, LTE-TDD (SC-FDMA, 1 RB, 20 MHz, 16-QAM); Frequency: 2549.5 MHz; Duty Cycle: 1:8.87156
Phantom section: RF Section
DASY5 Configuration:
- Probe: EF3DV3 - SN4041; ConvF(1, 1, 1) @ 2549.5 MHz; Calibrated: 3/18/2020
- Sensor-Surface: (Fix Surface)
- Electronics: DAE4 Sn1357; Calibrated: 2/20/2020
- Phantom: HAC Test Arch with AMCC; Type: SD HAC P01 BB
- Measurement SW: DASY52, Version 52.10 (4);SEMCAD X Version 14.6.14 (7483)

LTE Band 41 E-Field measurement/SC-FDMA 1RB 20 MHz 16QAM Ch. 40185/Hearing Aid Compatibility Test (101x101x1): Interpolated grid: dx=0.5000 mm, dy=0.5000 mm

Device Reference Point: 0, 0, -6.3 mm
Reference Value = 48.38 V/m; Power Drift = 0.06 dB
Applied MIF = -1.44 dB
RF audio interference level = 30.04 dBV/m

Emission category: M3

MIF scaled E-field

Grid 1 **M3** **31.03 dBV/m**	Grid 2 **M3** **30.46 dBV/m**	Grid 3 **M4** **29.38 dBV/m**
Grid 4 **M4** **28.7 dBV/m**	Grid 5 **M3** **30.04 dBV/m**	Grid 6 **M4** **29.3 dBV/m**
Grid 7 **M4** **24.59 dBV/m**	Grid 8 **M4** **26.15 dBV/m**	Grid 9 **M4** **26.09 dBV/m**

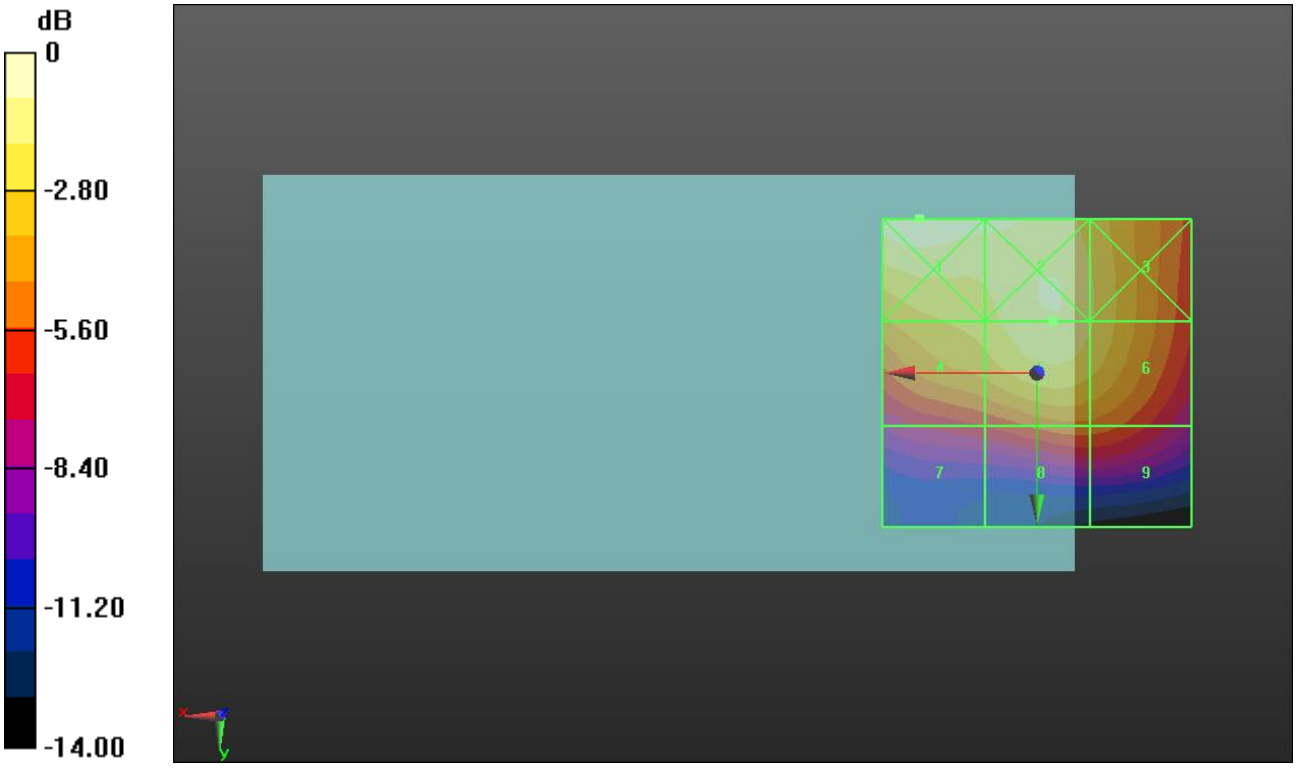

0 dB = 35.61 V/m = 31.03 dBV/m

LTE Band 41 ANT 2

Communication System: UID 10173 - CAG, LTE-TDD (SC-FDMA, 1 RB, 20 MHz, 16-QAM); Frequency: 2593 MHz; Duty Cycle: 1:8.87156
Phantom section: RF Section
DASY5 Configuration:
- Probe: EF3DV3 - SN4041; ConvF(1, 1, 1) @ 2593 MHz; Calibrated: 3/18/2020
- Sensor-Surface: (Fix Surface)
- Electronics: DAE4 Sn1357; Calibrated: 2/20/2020
- Phantom: HAC Test Arch with AMCC; Type: SD HAC P01 BB
- Measurement SW: DASY52, Version 52.10 (4);SEMCAD X Version 14.6.14 (7483)

LTE Band 41 E-Field measurement/SC-FDMA 1RB 20 MHz 16QAM Ch. 40620/Hearing Aid Compatibility Test (101x101x1): Interpolated grid: dx=0.5000 mm, dy=0.5000 mm

Device Reference Point: 0, 0, -6.3 mm
Reference Value = 55.86 V/m; Power Drift = -0.01 dB
Applied MIF = -1.44 dB
RF audio interference level = 30.94 dBV/m
Emission category: M3

MIF scaled E-field

Grid 1 **M3** **31.2 dBV/m**	Grid 2 **M3** **30.98 dBV/m**	Grid 3 **M3** **30.07 dBV/m**
Grid 4 **M4** **29.66 dBV/m**	Grid 5 **M3** **30.94 dBV/m**	Grid 6 **M3** **30.07 dBV/m**
Grid 7 **M4** **26.01 dBV/m**	Grid 8 **M4** **27.4 dBV/m**	Grid 9 **M4** **27.26 dBV/m**



0 dB = 36.32 V/m = 31.20 dBV/m

LTE Band 41 ANT 2

Communication System: UID 10173 - CAG, LTE-TDD (SC-FDMA, 1 RB, 20 MHz, 16-QAM); Frequency: 2636.5 MHz; Duty Cycle: 1:8.87156
Phantom section: RF Section
DASY5 Configuration:
- Probe: EF3DV3 - SN4041; ConvF(1, 1, 1) @ 2636.5 MHz; Calibrated: 3/18/2020
- Sensor-Surface: (Fix Surface)
- Electronics: DAE4 Sn1357; Calibrated: 2/20/2020
- Phantom: HAC Test Arch with AMCC; Type: SD HAC P01 BB
- Measurement SW: DASY52, Version 52.10 (4);SEMCAD X Version 14.6.14 (7483)

LTE Band 41 E-Field measurement/SC-FDMA 1RB 20 MHz 16QAM Ch. 41055/Hearing Aid Compatibility Test (101x101x1): Interpolated grid: dx=0.5000 mm, dy=0.5000 mm

Device Reference Point: 0, 0, -6.3 mm
Reference Value = 63.48 V/m; Power Drift = -0.01 dB
Applied MIF = -1.44 dB
RF audio interference level = 31.77 dBV/m

Emission category: M3

MIF scaled E-field

Grid 1 **M3** **30.76 dBV/m**	Grid 2 **M3** **31.77 dBV/m**	Grid 3 **M3** **30.88 dBV/m**
Grid 4 **M3** **30.06 dBV/m**	Grid 5 **M3** **31.77 dBV/m**	Grid 6 **M3** **30.9 dBV/m**
Grid 7 **M4** **26.71 dBV/m**	Grid 8 **M4** **28.61 dBV/m**	Grid 9 **M4** **28.5 dBV/m**

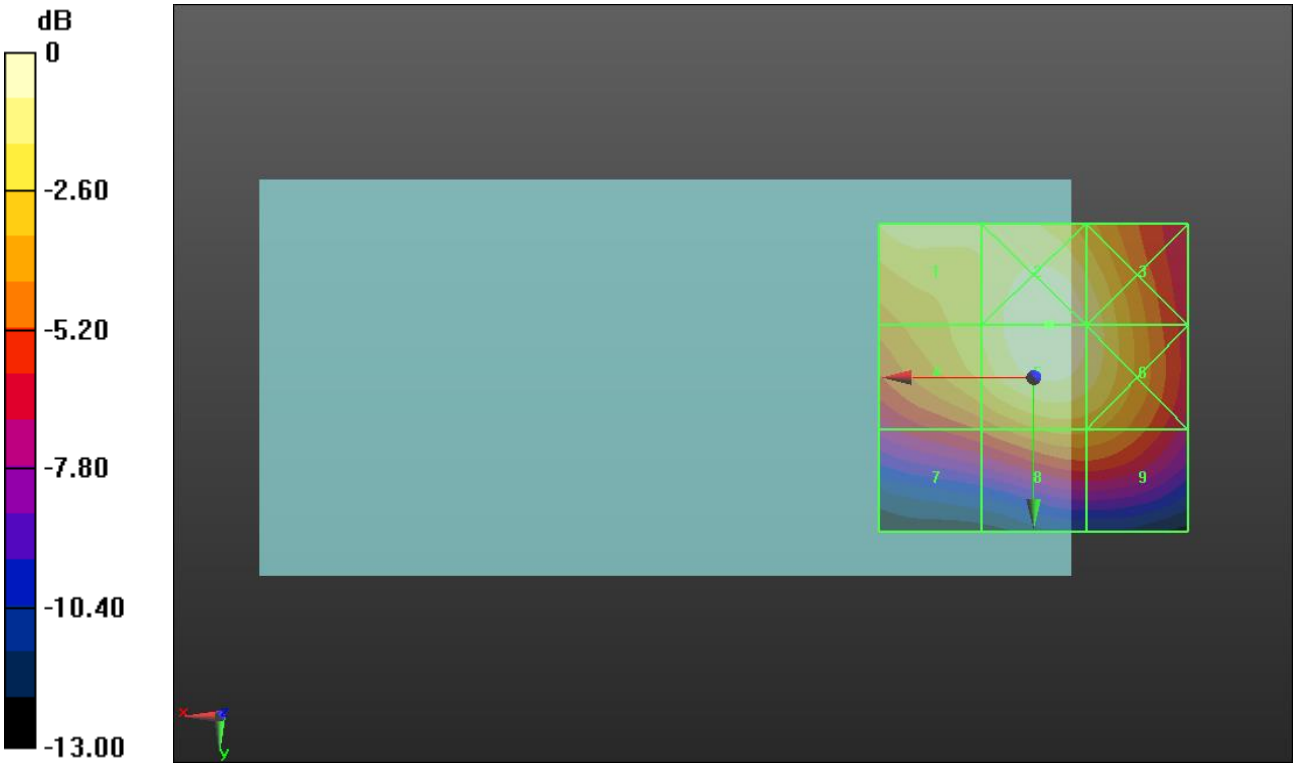

0 dB = 38.79 V/m = 31.77 dBV/m

LTE Band 41 ANT 2

Communication System: UID 10173 - CAG, LTE-TDD (SC-FDMA, 1 RB, 20 MHz, 16-QAM); Frequency: 2680 MHz; Duty Cycle: 1:8.87156
Phantom section: RF Section
DASY5 Configuration:
- Probe: EF3DV3 - SN4041; ConvF(1, 1, 1) @ 2680 MHz; Calibrated: 3/18/2020
- Sensor-Surface: (Fix Surface)
- Electronics: DAE4 Sn1357; Calibrated: 2/20/2020
- Phantom: HAC Test Arch with AMCC; Type: SD HAC P01 BB
- Measurement SW: DASY52, Version 52.10 (4);SEMCAD X Version 14.6.14 (7483)

LTE Band 41 E-Field measurement/SC-FDMA 1RB 20 MHz 16QAM Ch. 41490/Hearing Aid Compatibility Test (101x101x1): Interpolated grid: dx=0.5000 mm, dy=0.5000 mm

Device Reference Point: 0, 0, -6.3 mm
Reference Value = 65.22 V/m; Power Drift = -0.05 dB
Applied MIF = -1.44 dB
RF audio interference level = 31.74 dBV/m
Emission category: M3

MIF scaled E-field

Grid 1 **M3** **30.17 dBV/m**	Grid 2 **M3** **31.73 dBV/m**	Grid 3 **M3** **30.51 dBV/m**
Grid 4 **M3** **30.2 dBV/m**	Grid 5 **M3** **31.74 dBV/m**	Grid 6 **M3** **30.54 dBV/m**
Grid 7 **M4** **27.32 dBV/m**	Grid 8 **M4** **28.62 dBV/m**	Grid 9 **M4** **28.25 dBV/m**

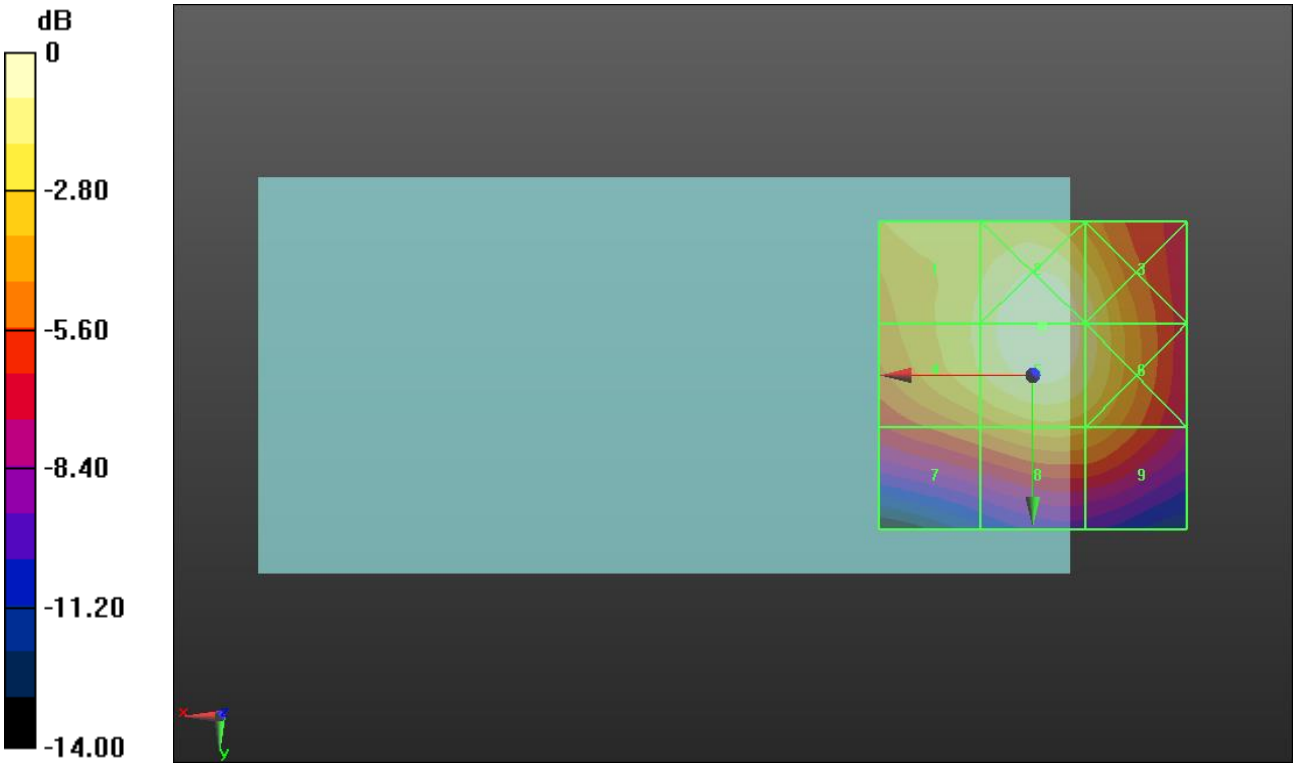

0 dB = 38.64 V/m = 31.74 dBV/m

GSM1900 ANT 3

Communication System: UID 10021 - DAC, GSM-FDD (TDMA, GMSK); Frequency: 1850.2 MHz; Duty Cycle: 1:8.69961
Phantom section: RF Section
DASY5 Configuration:
- Probe: EF3DV3 - SN4041; ConvF(1, 1, 1) @ 1850.2 MHz; Calibrated: 3/18/2020
- Sensor-Surface: (Fix Surface)
- Electronics: DAE4 Sn1357; Calibrated: 2/20/2020
- Phantom: HAC Test Arch with AMCC; Type: SD HAC P01 BB
- Measurement SW: DASY52, Version 52.10 (4);SEMCAD X Version 14.6.14 (7483)

GSM1900 E-Field measurement/Voice_ch 512/Hearing Aid Compatibility Test (101x101x1): Interpolated grid: dx=0.5000 mm, dy=0.5000 mm

Device Reference Point: 0, 0, -6.3 mm
Reference Value = 18.73 V/m; Power Drift = 0.23 dB
Applied MIF = 3.63 dB
RF audio interference level = 29.52 dBV/m
Emission category: M4

MIF scaled E-field

Grid 1 **M3** **30.87 dBV/m**	Grid 2 **M3** **30.03 dBV/m**	Grid 3 **M4** **28.5 dBV/m**
Grid 4 **M4** **27.96 dBV/m**	Grid 5 **M4** **28.2 dBV/m**	Grid 6 **M4** **28.47 dBV/m**
Grid 7 **M4** **25.85 dBV/m**	Grid 8 **M4** **29.45 dBV/m**	Grid 9 **M4** **29.52 dBV/m**

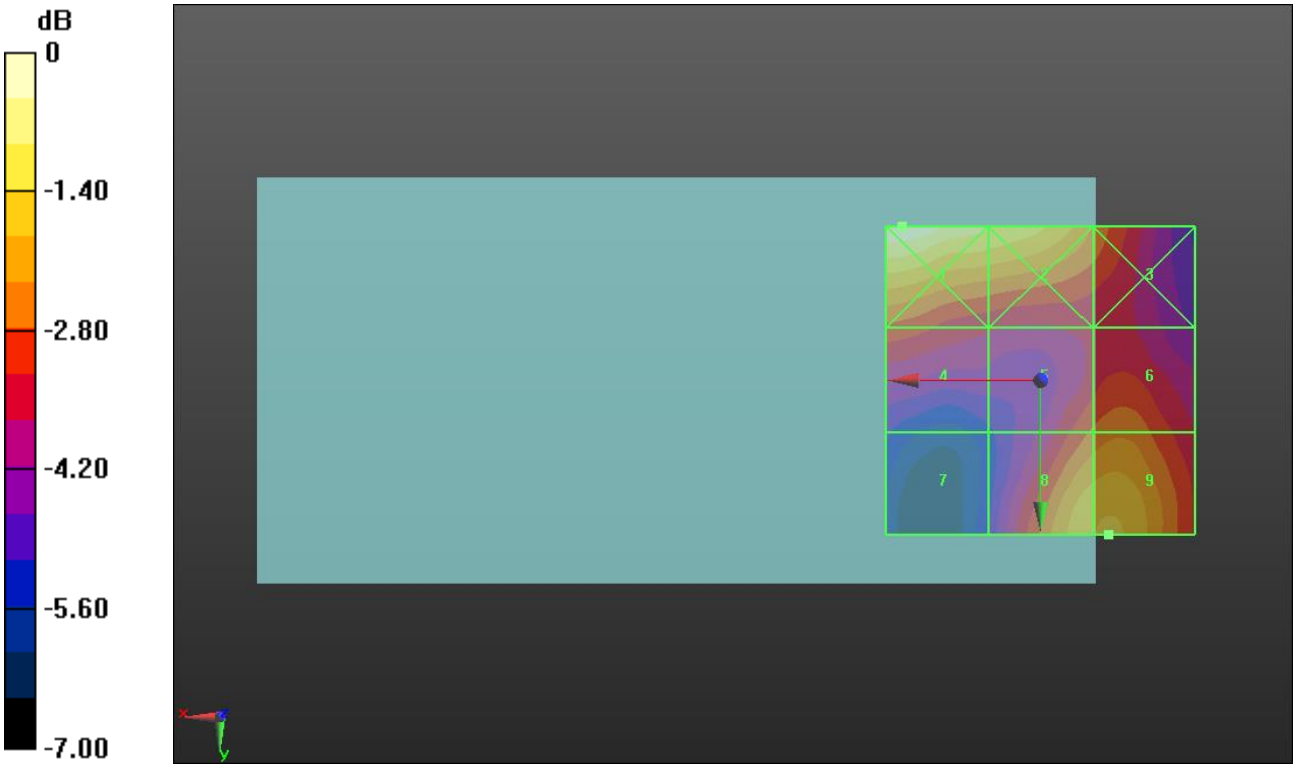

0 dB = 34.94 V/m = 30.87 dBV/m

GSM1900 ANT 3

Communication System: UID 10021 - DAC, GSM-FDD (TDMA, GMSK); Frequency: 1880 MHz; Duty Cycle: 1:8.69961
Phantom section: RF Section
DASY5 Configuration:
- Probe: EF3DV3 - SN4041; ConvF(1, 1, 1) @ 1880 MHz; Calibrated: 3/18/2020
- Sensor-Surface: (Fix Surface)
- Electronics: DAE4 Sn1357; Calibrated: 2/20/2020
- Phantom: HAC Test Arch with AMCC; Type: SD HAC P01 BB
- Measurement SW: DASY52, Version 52.10 (4);SEMCAD X Version 14.6.14 (7483)

GSM1900 E-Field measurement/Voice_ch 661/Hearing Aid Compatibility Test (101x101x1): Interpolated grid: dx=0.5000 mm, dy=0.5000 mm

Device Reference Point: 0, 0, -6.3 mm
Reference Value = 21.11 V/m; Power Drift = -0.23 dB
Applied MIF = 3.63 dB
RF audio interference level = 29.31 dBV/m
Emission category: M4

MIF scaled E-field

Grid 1 **M4** **29.31 dBV/m**	Grid 2 **M4** **28.92 dBV/m**	Grid 3 **M4** **27.9 dBV/m**
Grid 4 **M4** **26.71 dBV/m**	Grid 5 **M4** **28.33 dBV/m**	Grid 6 **M4** **28.33 dBV/m**
Grid 7 **M4** **27.62 dBV/m**	Grid 8 **M4** **29.33 dBV/m**	Grid 9 **M4** **29.3 dBV/m**

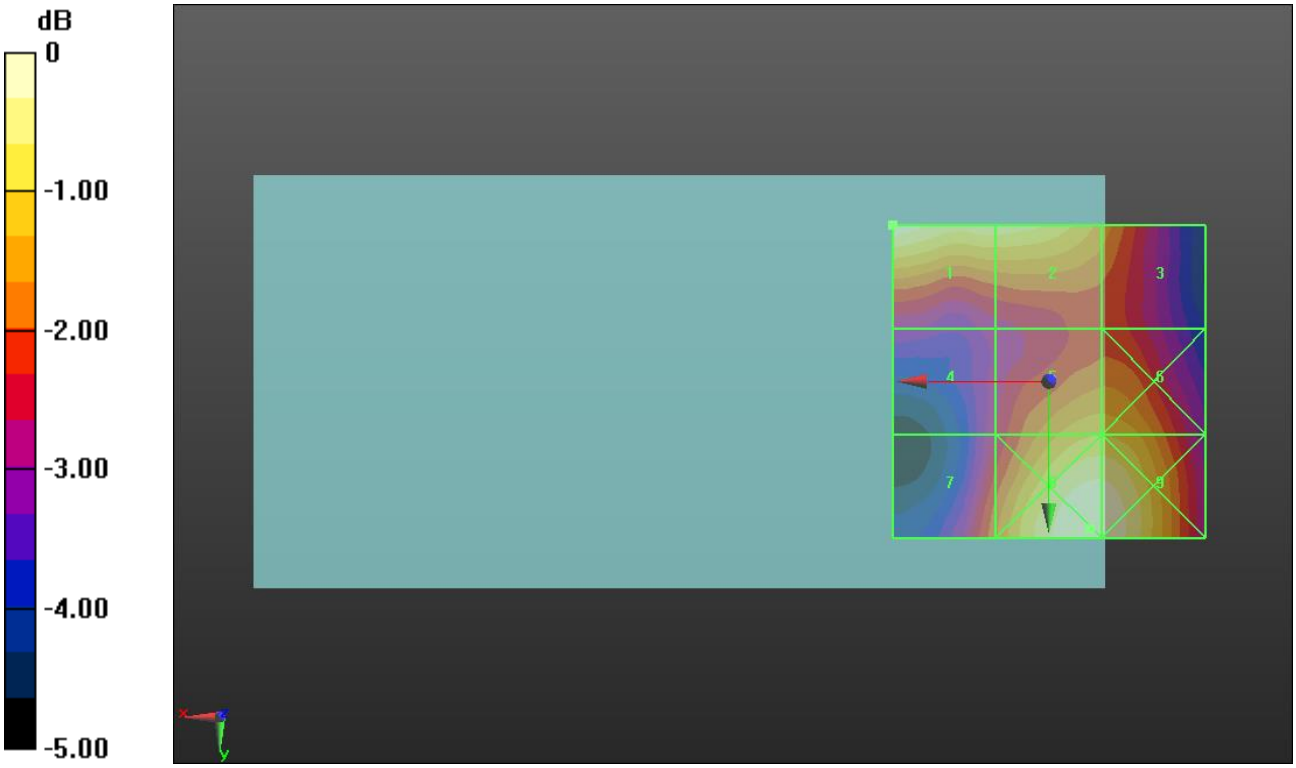

0 dB = 29.27 V/m = 29.33 dBV/m

GSM1900 ANT 3

Communication System: UID 10021 - DAC, GSM-FDD (TDMA, GMSK); Frequency: 1909.8 MHz; Duty Cycle: 1:8.69961
Phantom section: RF Section
DASY5 Configuration:
- Probe: EF3DV3 - SN4041; ConvF(1, 1, 1) @ 1909.8 MHz; Calibrated: 3/18/2020
- Sensor-Surface: (Fix Surface)
- Electronics: DAE4 Sn1357; Calibrated: 2/20/2020
- Phantom: HAC Test Arch with AMCC; Type: SD HAC P01 BB
- Measurement SW: DASY52, Version 52.10 (4);SEMCAD X Version 14.6.14 (7483)

GSM1900 E-Field measurement/Voice_ch 810/Hearing Aid Compatibility Test (101x101x1): Interpolated grid: dx=0.5000 mm, dy=0.5000 mm

Device Reference Point: 0, 0, -6.3 mm
Reference Value = 20.04 V/m; Power Drift = -0.20 dB
Applied MIF = 3.63 dB
RF audio interference level = 28.41 dBV/m
Emission category: M4

MIF scaled E-field

Grid 1 **M4** **28.82 dBV/m**	Grid 2 **M4** **29.29 dBV/m**	Grid 3 **M4** **29 dBV/m**
Grid 4 **M4** **25.81 dBV/m**	Grid 5 **M4** **27.81 dBV/m**	Grid 6 **M4** **27.81 dBV/m**
Grid 7 **M4** **26.07 dBV/m**	Grid 8 **M4** **28.41 dBV/m**	Grid 9 **M4** **28.33 dBV/m**

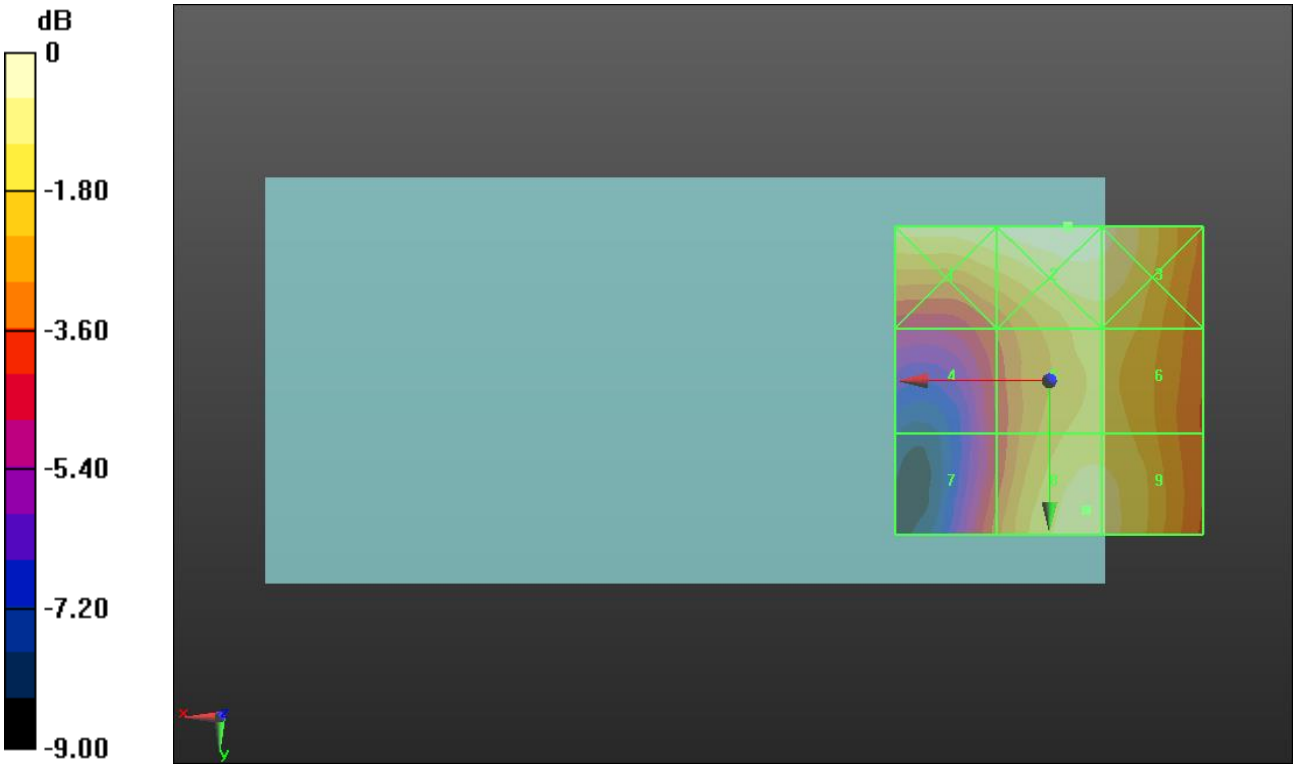

0 dB = 29.14 V/m = 29.29 dBV/m

LTE Band 41 ANT 3

Communication System: UID 10173 - CAG, LTE-TDD (SC-FDMA, 1 RB, 20 MHz, 16-QAM); Frequency: 2506 MHz; Duty Cycle: 1:8.87156
Phantom section: RF Section
DASY5 Configuration:
- Probe: EF3DV3 - SN4041; ConvF(1, 1, 1) @ 2506 MHz; Calibrated: 3/18/2020
- Sensor-Surface: (Fix Surface)
- Electronics: DAE4 Sn1357; Calibrated: 2/20/2020
- Phantom: HAC Test Arch with AMCC; Type: SD HAC P01 BB
- Measurement SW: DASY52, Version 52.10 (4);SEMCAD X Version 14.6.14 (7483)

LTE Band 41 E-Field measurement/SC-FDMA 1RB 20 MHz 16QAM Ch. 39750/Hearing Aid Compatibility Test (101x101x1): Interpolated grid: dx=0.5000 mm, dy=0.5000 mm

Device Reference Point: 0, 0, -6.3 mm
Reference Value = 18.21 V/m; Power Drift = 0.04 dB
Applied MIF = -1.44 dB
RF audio interference level = 25.27 dBV/m
Emission category: M4

MIF scaled E-field

Grid 1 **M4** **27.31 dBV/m**	Grid 2 **M4** **26.73 dBV/m**	Grid 3 **M4** **26.72 dBV/m**
Grid 4 **M4** **23.17 dBV/m**	Grid 5 **M4** **25.07 dBV/m**	Grid 6 **M4** **25.27 dBV/m**
Grid 7 **M4** **22.84 dBV/m**	Grid 8 **M4** **24.16 dBV/m**	Grid 9 **M4** **24.46 dBV/m**

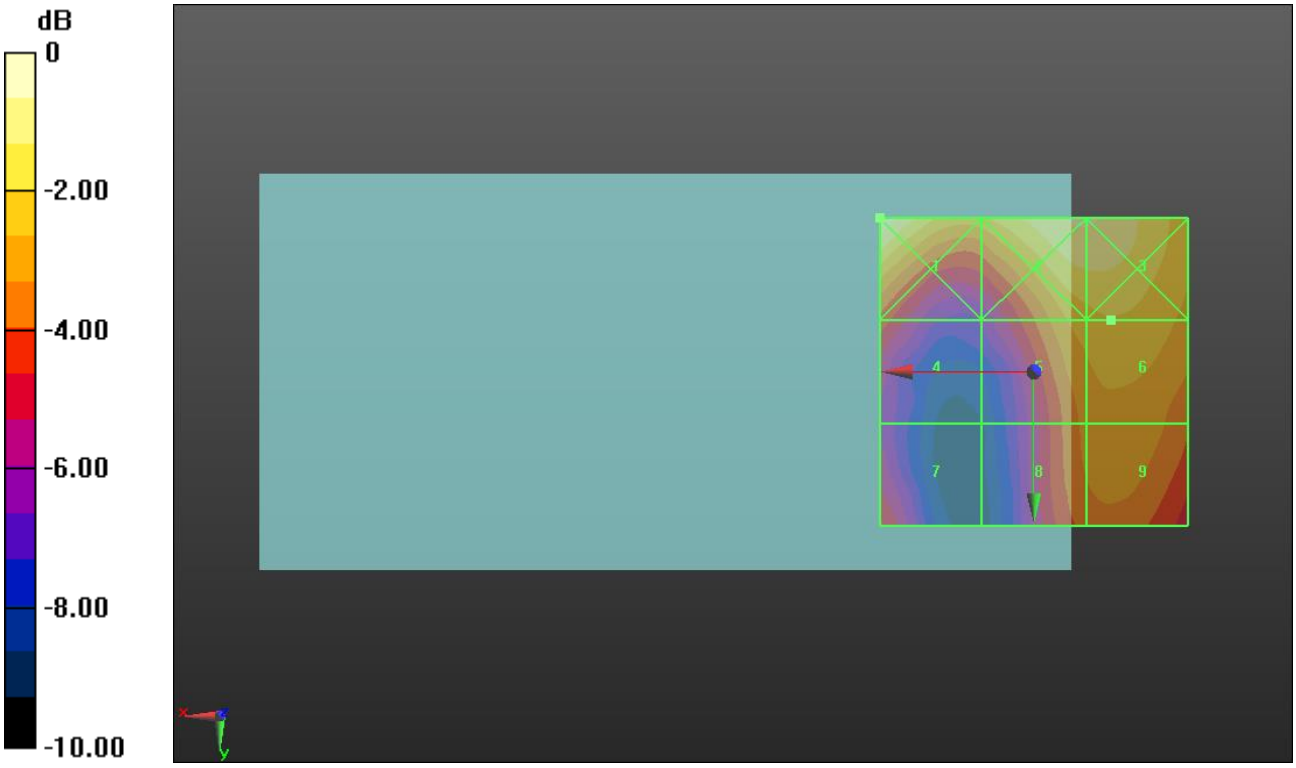

0 dB = 23.20 V/m = 27.31 dBV/m

LTE Band 41 ANT 3

Communication System: UID 10173 - CAG, LTE-TDD (SC-FDMA, 1 RB, 20 MHz, 16-QAM); Frequency: 2549.5 MHz; Duty Cycle: 1:8.87156
Phantom section: RF Section
DASY5 Configuration:
- Probe: EF3DV3 - SN4041; ConvF(1, 1, 1) @ 2549.5 MHz; Calibrated: 3/18/2020
- Sensor-Surface: (Fix Surface)
- Electronics: DAE4 Sn1357; Calibrated: 2/20/2020
- Phantom: HAC Test Arch with AMCC; Type: SD HAC P01 BB
- Measurement SW: DASY52, Version 52.10 (4);SEMCAD X Version 14.6.14 (7483)

LTE Band 41 E-Field measurement/SC-FDMA 1RB 20 MHz 16QAM Ch. 40185/Hearing Aid Compatibility Test (101x101x1): Interpolated grid: dx=0.5000 mm, dy=0.5000 mm

Device Reference Point: 0, 0, -6.3 mm
Reference Value = 15.77 V/m; Power Drift = 0.05 dB
Applied MIF = -1.44 dB
RF audio interference level = 24.35 dBV/m
Emission category: M4

MIF scaled E-field

Grid 1 **M4** **27.42 dBV/m**	Grid 2 **M4** **26.5 dBV/m**	Grid 3 **M4** **26.46 dBV/m**
Grid 4 **M4** **23.2 dBV/m**	Grid 5 **M4** **24.16 dBV/m**	Grid 6 **M4** **24.35 dBV/m**
Grid 7 **M4** **21.53 dBV/m**	Grid 8 **M4** **22.46 dBV/m**	Grid 9 **M4** **22.95 dBV/m**

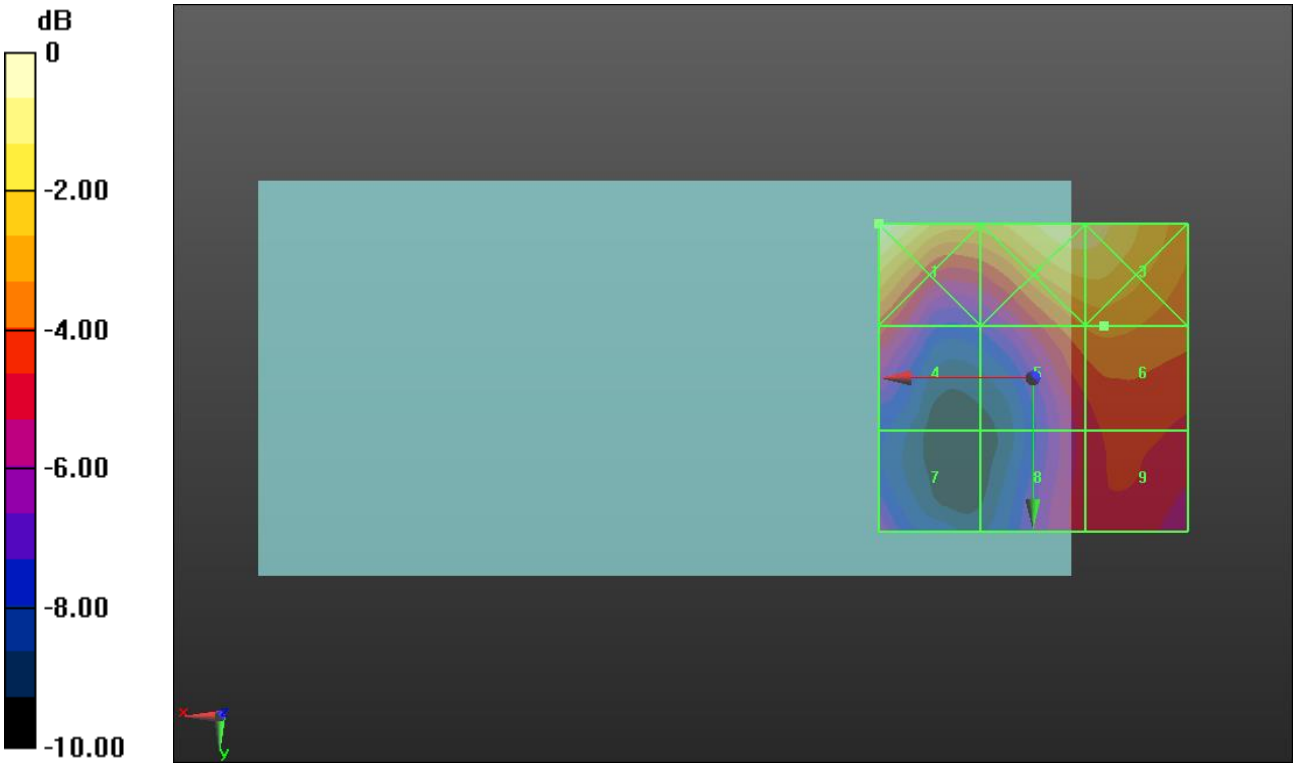

0 dB = 23.49 V/m = 27.42 dBV/m

LTE Band 41 ANT 3

Communication System: UID 10173 - CAG, LTE-TDD (SC-FDMA, 1 RB, 20 MHz, 16-QAM); Frequency: 2593 MHz; Duty Cycle: 1:8.87156
Phantom section: RF Section
DASY5 Configuration:
- Probe: EF3DV3 - SN4041; ConvF(1, 1, 1) @ 2593 MHz; Calibrated: 3/18/2020
- Sensor-Surface: (Fix Surface)
- Electronics: DAE4 Sn1357; Calibrated: 2/20/2020
- Phantom: HAC Test Arch with AMCC; Type: SD HAC P01 BB
- Measurement SW: DASY52, Version 52.10 (4);SEMCAD X Version 14.6.14 (7483)

LTE Band 41 E-Field measurement/SC-FDMA 1RB 20 MHz 16QAM Ch. 40620/Hearing Aid Compatibility Test (101x101x1): Interpolated grid: dx=0.5000 mm, dy=0.5000 mm

Device Reference Point: 0, 0, -6.3 mm
Reference Value = 15.34 V/m; Power Drift = 0.18 dB
Applied MIF = -1.44 dB
RF audio interference level = 24.20 dBV/m
Emission category: M4

MIF scaled E-field

Grid 1 **M4** **26.98 dBV/m**	Grid 2 **M4** **26.46 dBV/m**	Grid 3 **M4** **26.35 dBV/m**
Grid 4 **M4** **23.83 dBV/m**	Grid 5 **M4** **24.14 dBV/m**	Grid 6 **M4** **24.2 dBV/m**
Grid 7 **M4** **21.66 dBV/m**	Grid 8 **M4** **21.54 dBV/m**	Grid 9 **M4** **21.87 dBV/m**

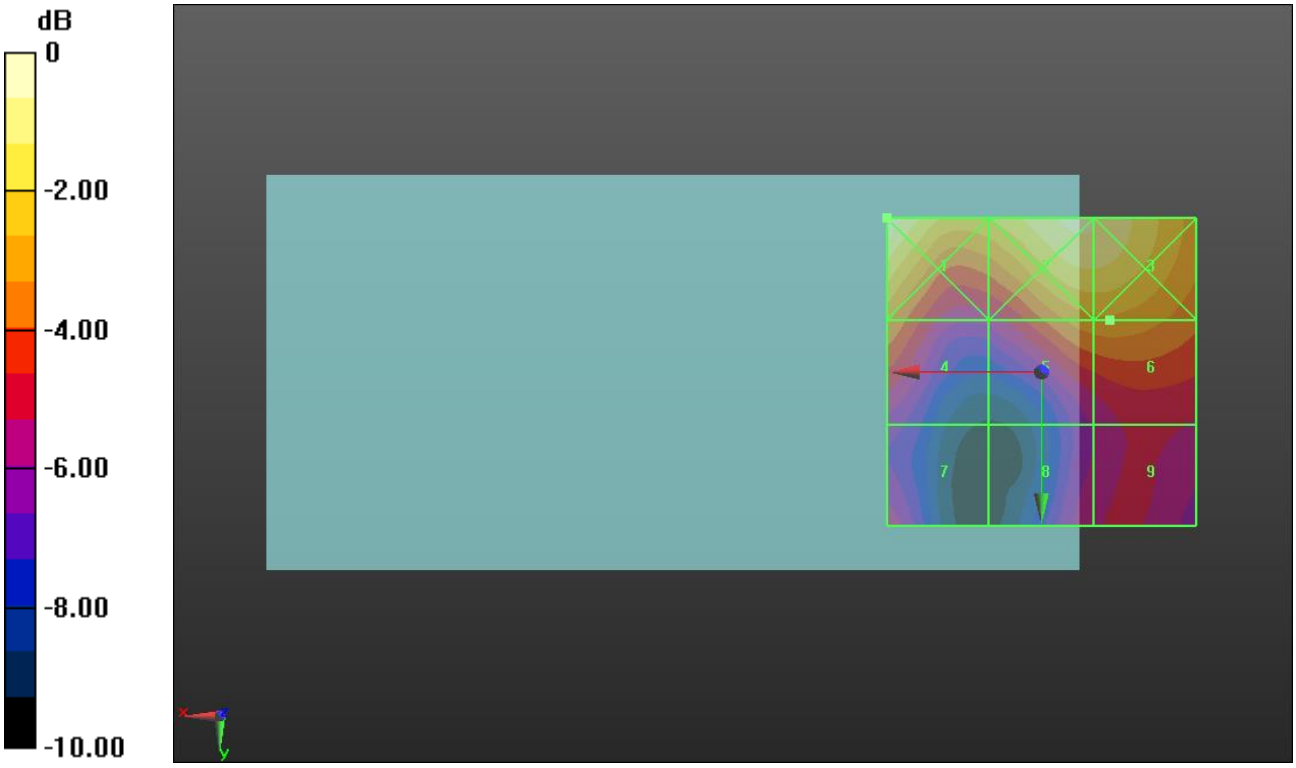

0 dB = 22.34 V/m = 26.98 dBV/m

LTE Band 41 ANT 3

Communication System: UID 10173 - CAG, LTE-TDD (SC-FDMA, 1 RB, 20 MHz, 16-QAM); Frequency: 2636.5 MHz; Duty Cycle: 1:8.87156
Phantom section: RF Section
DASY5 Configuration:
- Probe: EF3DV3 - SN4041; ConvF(1, 1, 1) @ 2636.5 MHz; Calibrated: 3/18/2020
- Sensor-Surface: (Fix Surface)
- Electronics: DAE4 Sn1357; Calibrated: 2/20/2020
- Phantom: HAC Test Arch with AMCC; Type: SD HAC P01 BB
- Measurement SW: DASY52, Version 52.10 (4);SEMCAD X Version 14.6.14 (7483)

LTE Band 41 E-Field measurement/SC-FDMA 1RB 20 MHz 16QAM Ch. 41055/Hearing Aid Compatibility Test (101x101x1): Interpolated grid: dx=0.5000 mm, dy=0.5000 mm

Device Reference Point: 0, 0, -6.3 mm
Reference Value = 15.76 V/m; Power Drift = -0.11 dB
Applied MIF = -1.44 dB
RF audio interference level = 24.27 dBV/m

Emission category: M4

MIF scaled E-field

Grid 1 **M4** **27.4 dBV/m**	Grid 2 **M4** **26.34 dBV/m**	Grid 3 **M4** **26.12 dBV/m**
Grid 4 **M4** **24.11 dBV/m**	Grid 5 **M4** **24.11 dBV/m**	Grid 6 **M4** **24.27 dBV/m**
Grid 7 **M4** **21.19 dBV/m**	Grid 8 **M4** **21.11 dBV/m**	Grid 9 **M4** **21.4 dBV/m**

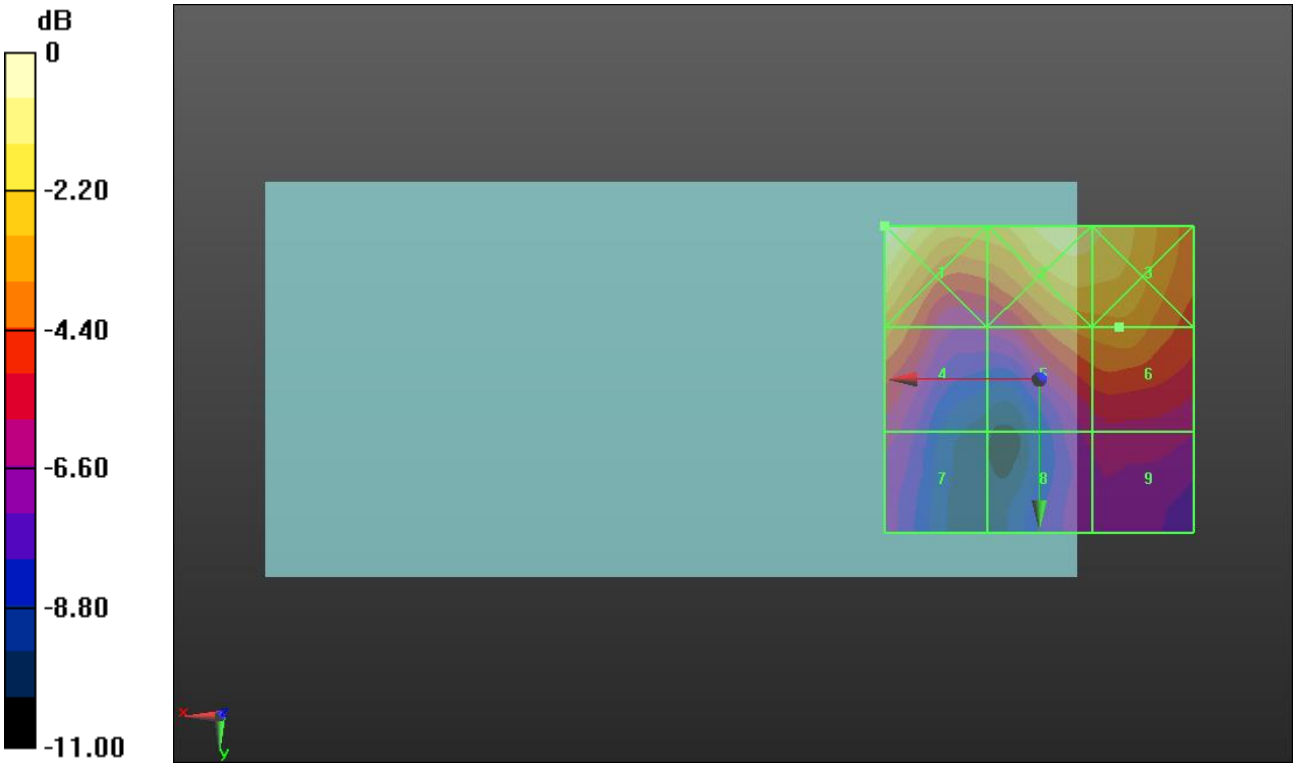

0 dB = 23.45 V/m = 27.40 dBV/m

LTE Band 41 ANT 3

Communication System: UID 10173 - CAG, LTE-TDD (SC-FDMA, 1 RB, 20 MHz, 16-QAM); Frequency: 2680 MHz; Duty Cycle: 1:8.87156
Phantom section: RF Section
DASY5 Configuration:
- Probe: EF3DV3 - SN4041; ConvF(1, 1, 1) @ 2680 MHz; Calibrated: 3/18/2020
- Sensor-Surface: (Fix Surface)
- Electronics: DAE4 Sn1357; Calibrated: 2/20/2020
- Phantom: HAC Test Arch with AMCC; Type: SD HAC P01 BB
- Measurement SW: DASY52, Version 52.10 (4);SEMCAD X Version 14.6.14 (7483)

LTE Band 41 E-Field measurement/SC-FDMA 1RB 20 MHz 16QAM Ch. 41490/Hearing Aid Compatibility Test (101x101x1): Interpolated grid: dx=0.5000 mm, dy=0.5000 mm

Device Reference Point: 0, 0, -6.3 mm
Reference Value = 16.09 V/m; Power Drift = -0.00 dB
Applied MIF = -1.44 dB
RF audio interference level = 23.53 dBV/m
Emission category: M4

MIF scaled E-field

Grid 1 **M4** **26.42 dBV/m**	Grid 2 **M4** **25.56 dBV/m**	Grid 3 **M4** **25.4 dBV/m**
Grid 4 **M4** **23.23 dBV/m**	Grid 5 **M4** **23.49 dBV/m**	Grid 6 **M4** **23.53 dBV/m**
Grid 7 **M4** **20.99 dBV/m**	Grid 8 **M4** **20.51 dBV/m**	Grid 9 **M4** **21.17 dBV/m**

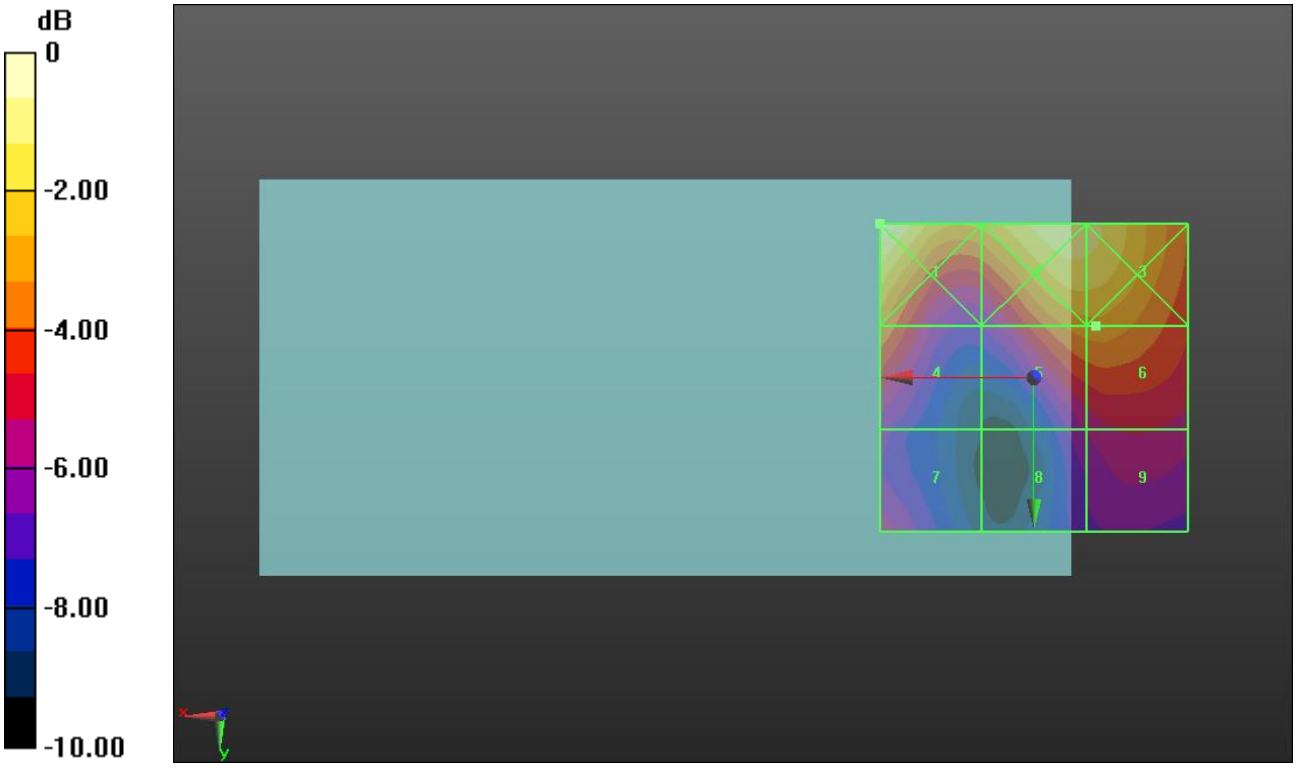

0 dB = 20.93 V/m = 26.42 dBV/m

LTE Band 41 PC2 ANT 3

Communication System: UID 10173 - CAG, LTE-TDD (SC-FDMA, 1 RB, 20 MHz, 16-QAM); Frequency: 2506 MHz; Duty Cycle: 1:8.87156
Phantom section: RF Section
DASY5 Configuration:
- Probe: EF3DV3 - SN4041; ConvF(1, 1, 1) @ 2506 MHz; Calibrated: 3/18/2020
- Sensor-Surface: (Fix Surface)
- Electronics: DAE4 Sn1357; Calibrated: 2/20/2020
- Phantom: HAC Test Arch with AMCC; Type: SD HAC P01 BB
- Measurement SW: DASY52, Version 52.10 (4);SEMCAD X Version 14.6.14 (7483)

LTE Band 41 E-Field measurement/SC-FDMA 1RB 20 MHz 16QAM Ch. 39750/Hearing Aid Compatibility Test (101x101x1): Interpolated grid: dx=0.5000 mm, dy=0.5000 mm

Device Reference Point: 0, 0, -6.3 mm
Reference Value = 20.12 V/m; Power Drift = 0.06 dB
Applied MIF = -1.44 dB
RF audio interference level = 25.36 dBV/m
Emission category: M4

MIF scaled E-field

Grid 1 **M4** **27.6 dBV/m**	Grid 2 **M4** **26.93 dBV/m**	Grid 3 **M4** **26.87 dBV/m**
Grid 4 **M4** **23.4 dBV/m**	Grid 5 **M4** **25.23 dBV/m**	Grid 6 **M4** **25.36 dBV/m**
Grid 7 **M4** **23.11 dBV/m**	Grid 8 **M4** **24.26 dBV/m**	Grid 9 **M4** **24.62 dBV/m**

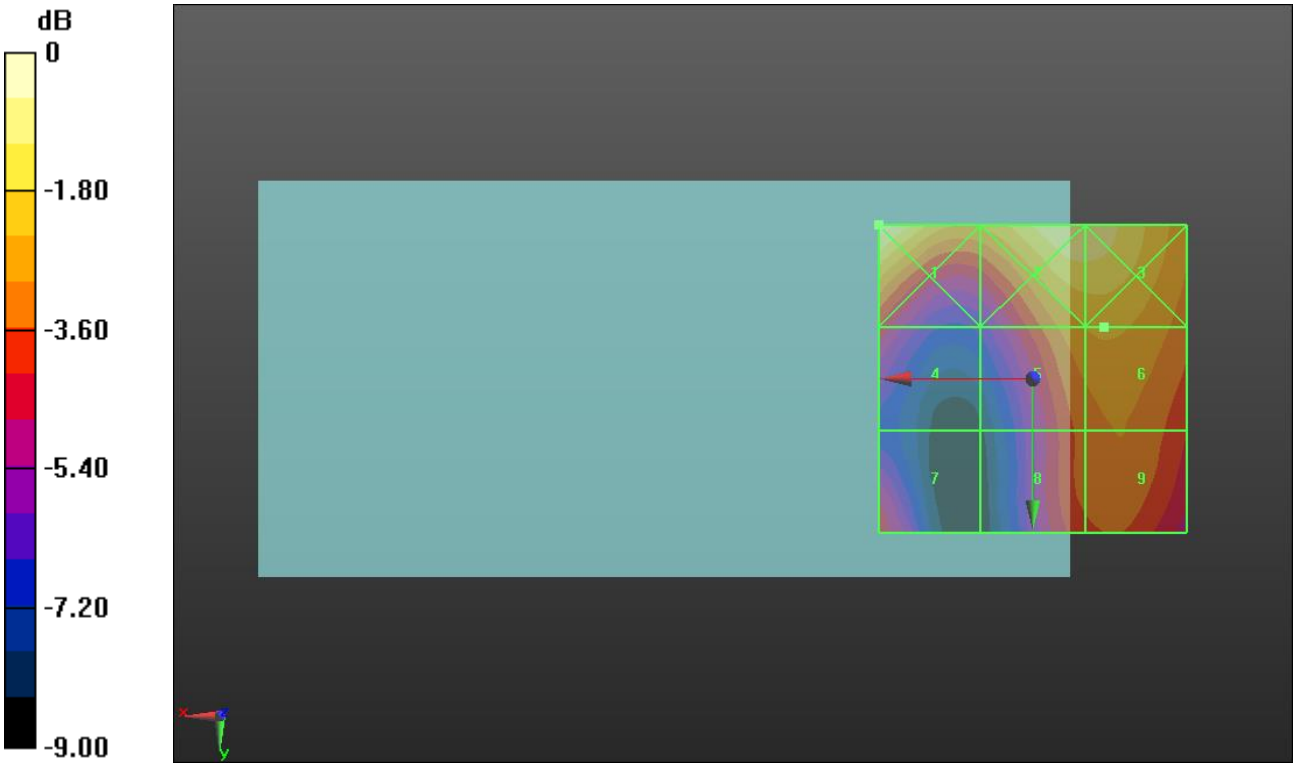

0 dB = 23.99 V/m = 27.60 dBV/m

LTE Band 41 PC2 ANT 3

Communication System: UID 10173 - CAG, LTE-TDD (SC-FDMA, 1 RB, 20 MHz, 16-QAM); Frequency: 2549.5 MHz; Duty Cycle: 1:8.87156
Phantom section: RF Section
DASY5 Configuration:
- Probe: EF3DV3 - SN4041; ConvF(1, 1, 1) @ 2549.5 MHz; Calibrated: 3/18/2020
- Sensor-Surface: (Fix Surface)
- Electronics: DAE4 Sn1357; Calibrated: 2/20/2020
- Phantom: HAC Test Arch with AMCC; Type: SD HAC P01 BB
- Measurement SW: DASY52, Version 52.10 (4);SEMCAD X Version 14.6.14 (7483)

LTE Band 41 E-Field measurement/SC-FDMA 1RB 20 MHz 16QAM Ch. 40185/Hearing Aid Compatibility Test (101x101x1): Interpolated grid: dx=0.5000 mm, dy=0.5000 mm

Device Reference Point: 0, 0, -6.3 mm
Reference Value = 15.88 V/m; Power Drift = -0.18 dB
Applied MIF = -1.44 dB
RF audio interference level = 23.96 dBV/m
Emission category: M4

MIF scaled E-field

Grid 1 **M4** **27.74 dBV/m**	Grid 2 **M4** **26.36 dBV/m**	Grid 3 **M4** **26.26 dBV/m**
Grid 4 **M4** **23.61 dBV/m**	Grid 5 **M4** **23.77 dBV/m**	Grid 6 **M4** **23.96 dBV/m**
Grid 7 **M4** **22.39 dBV/m**	Grid 8 **M4** **22.66 dBV/m**	Grid 9 **M4** **23.05 dBV/m**

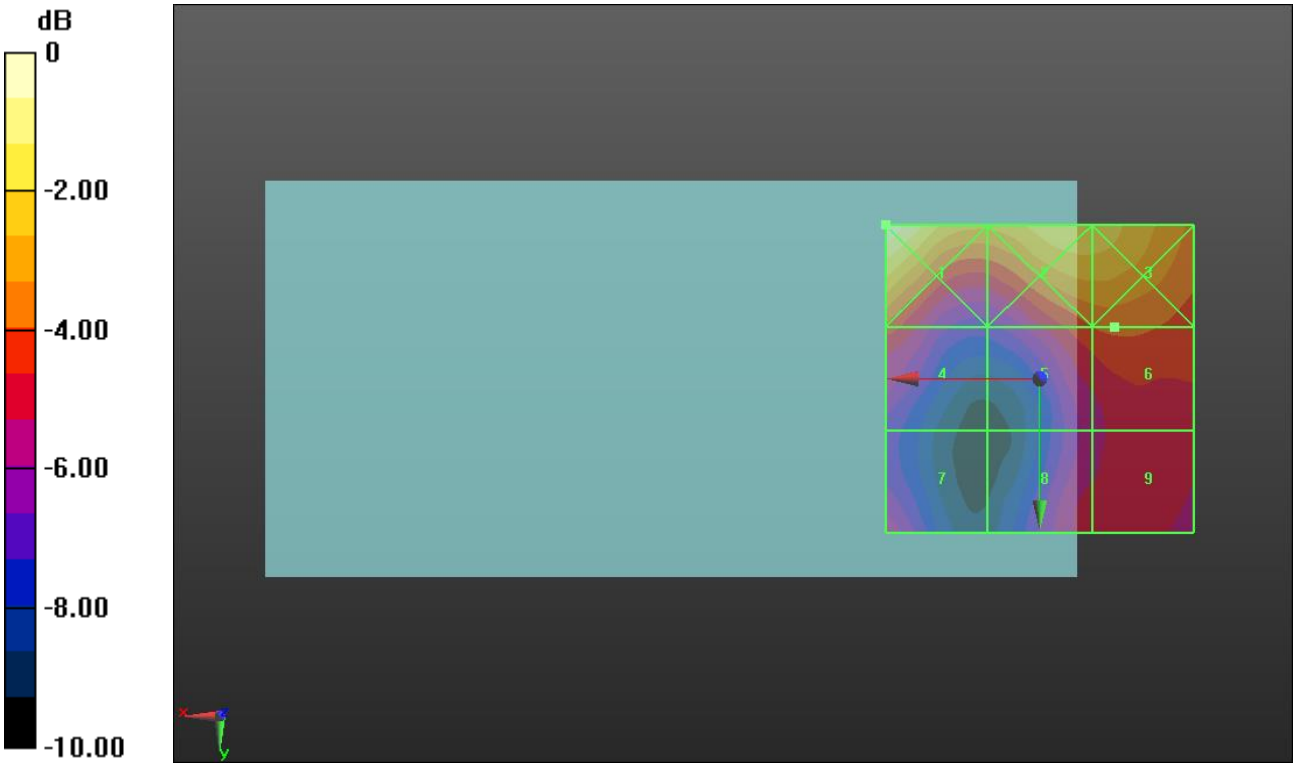

0 dB = 24.38 V/m = 27.74 dBV/m

LTE Band 41 PC2 ANT 3

Communication System: UID 10173 - CAG, LTE-TDD (SC-FDMA, 1 RB, 20 MHz, 16-QAM); Frequency: 2593 MHz; Duty Cycle: 1:8.87156
Phantom section: RF Section
DASY5 Configuration:
- Probe: EF3DV3 - SN4041; ConvF(1, 1, 1) @ 2593 MHz; Calibrated: 3/18/2020
- Sensor-Surface: (Fix Surface)
- Electronics: DAE4 Sn1357; Calibrated: 2/20/2020
- Phantom: HAC Test Arch with AMCC; Type: SD HAC P01 BB
- Measurement SW: DASY52, Version 52.10 (4);SEMCAD X Version 14.6.14 (7483)

LTE Band 41 E-Field measurement/SC-FDMA 1RB 20 MHz 16QAM Ch. 40620/Hearing Aid Compatibility Test (101x101x1): Interpolated grid: dx=0.5000 mm, dy=0.5000 mm

Device Reference Point: 0, 0, -6.3 mm
Reference Value = 14.71 V/m; Power Drift = 0.18 dB
Applied MIF = -1.44 dB
RF audio interference level = 24.07 dBV/m
Emission category: M4

MIF scaled E-field

Grid 1 **M4** **26.67 dBV/m**	Grid 2 **M4** **26.42 dBV/m**	Grid 3 **M4** **26.42 dBV/m**
Grid 4 **M4** **23.71 dBV/m**	Grid 5 **M4** **23.84 dBV/m**	Grid 6 **M4** **24.07 dBV/m**
Grid 7 **M4** **21.73 dBV/m**	Grid 8 **M4** **21.21 dBV/m**	Grid 9 **M4** **21.73 dBV/m**

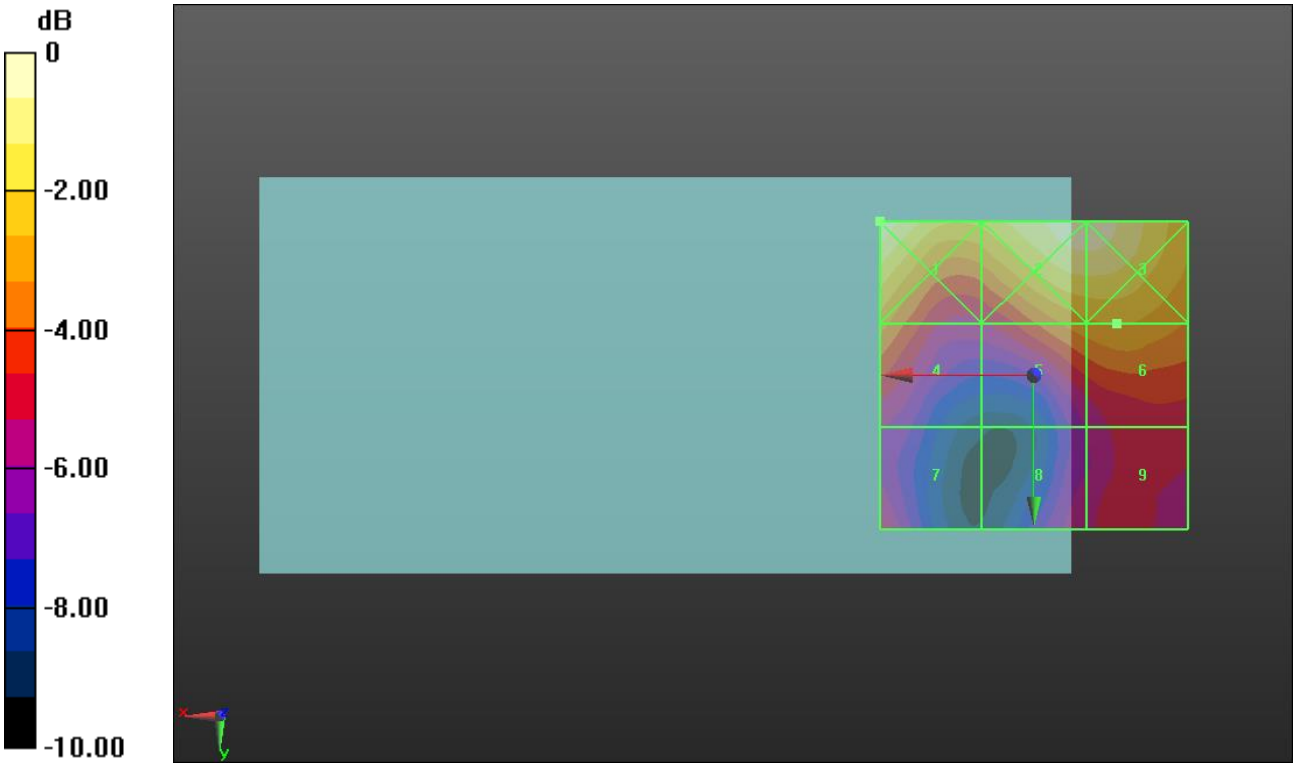

0 dB = 21.56 V/m = 26.67 dBV/m

LTE Band 41 PC2 ANT 3

Communication System: UID 10173 - CAG, LTE-TDD (SC-FDMA, 1 RB, 20 MHz, 16-QAM); Frequency: 2636.5 MHz; Duty Cycle: 1:8.87156
Phantom section: RF Section
DASY5 Configuration:
- Probe: EF3DV3 - SN4041; ConvF(1, 1, 1) @ 2636.5 MHz; Calibrated: 3/18/2020
- Sensor-Surface: (Fix Surface)
- Electronics: DAE4 Sn1357; Calibrated: 2/20/2020
- Phantom: HAC Test Arch with AMCC; Type: SD HAC P01 BB
- Measurement SW: DASY52, Version 52.10 (4);SEMCAD X Version 14.6.14 (7483)

LTE Band 41 E-Field measurement/SC-FDMA 1RB 20 MHz 16QAM Ch. 41055/Hearing Aid Compatibility Test (101x101x1): Interpolated grid: dx=0.5000 mm, dy=0.5000 mm

Device Reference Point: 0, 0, -6.3 mm
Reference Value = 15.86 V/m; Power Drift = 0.13 dB
Applied MIF = -1.44 dB
RF audio interference level = 24.18 dBV/m
Emission category: M4

MIF scaled E-field

Grid 1 **M4** **27.35 dBV/m**	Grid 2 **M4** **26.44 dBV/m**	Grid 3 **M4** **26.2 dBV/m**
Grid 4 **M4** **24.18 dBV/m**	Grid 5 **M4** **24.1 dBV/m**	Grid 6 **M4** **24.16 dBV/m**
Grid 7 **M4** **21.14 dBV/m**	Grid 8 **M4** **21.36 dBV/m**	Grid 9 **M4** **22.3 dBV/m**

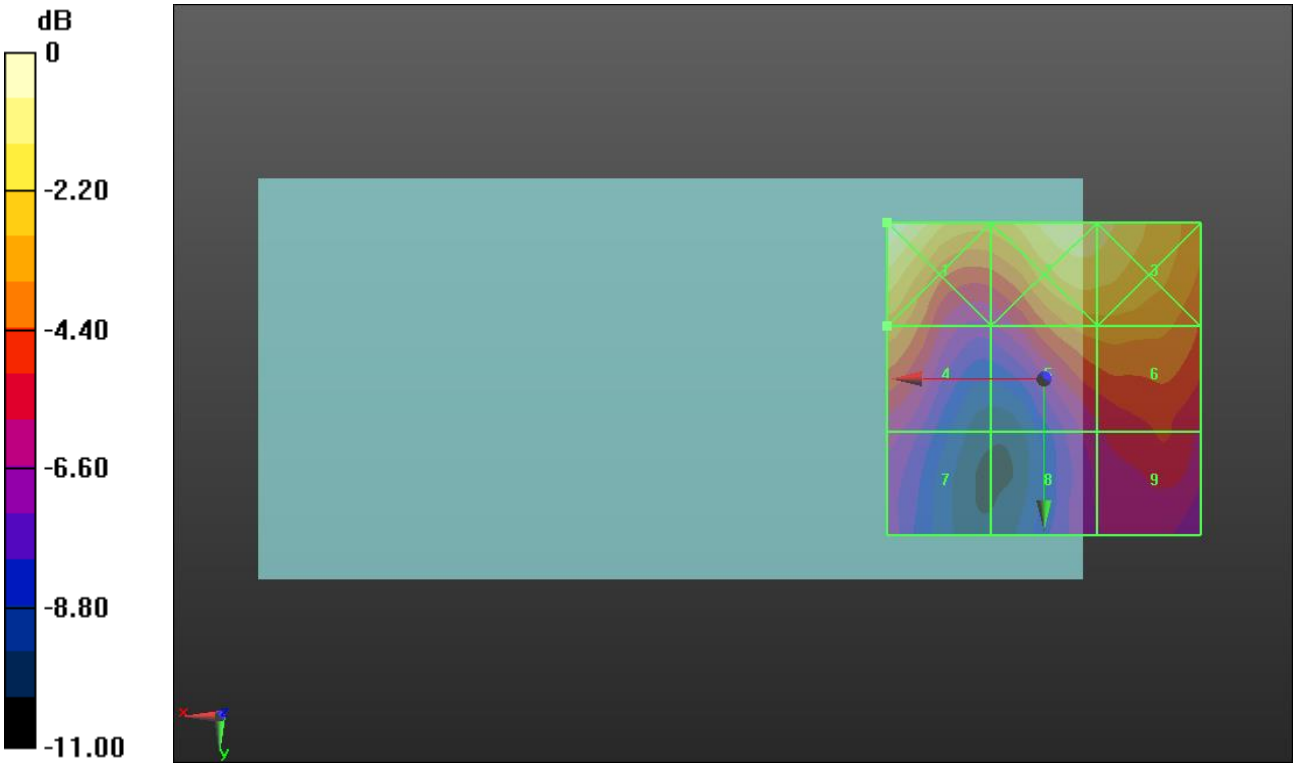

0 dB = 23.30 V/m = 27.35 dBV/m

LTE Band 41 PC2 ANT 3

Communication System: UID 10173 - CAG, LTE-TDD (SC-FDMA, 1 RB, 20 MHz, 16-QAM); Frequency: 2680 MHz; Duty Cycle: 1:8.87156
Phantom section: RF Section
DASY5 Configuration:
- Probe: EF3DV3 - SN4041; ConvF(1, 1, 1) @ 2680 MHz; Calibrated: 3/18/2020
- Sensor-Surface: (Fix Surface)
- Electronics: DAE4 Sn1357; Calibrated: 2/20/2020
- Phantom: HAC Test Arch with AMCC; Type: SD HAC P01 BB
- Measurement SW: DASY52, Version 52.10 (4);SEMCAD X Version 14.6.14 (7483)

LTE Band 41 E-Field measurement/SC-FDMA 1RB 20 MHz 16QAM Ch. 41490/Hearing Aid Compatibility Test (101x101x1): Interpolated grid: dx=0.5000 mm, dy=0.5000 mm

Device Reference Point: 0, 0, -6.3 mm
Reference Value = 15.89 V/m; Power Drift = 0.19 dB
Applied MIF = -1.44 dB
RF audio interference level = 23.64 dBV/m
Emission category: M4

MIF scaled E-field

Grid 1 **M4** **26.64 dBV/m**	Grid 2 **M4** **25.56 dBV/m**	Grid 3 **M4** **25.42 dBV/m**
Grid 4 **M4** **23.52 dBV/m**	Grid 5 **M4** **23.61 dBV/m**	Grid 6 **M4** **23.64 dBV/m**
Grid 7 **M4** **21.3 dBV/m**	Grid 8 **M4** **20.48 dBV/m**	Grid 9 **M4** **21.13 dBV/m**

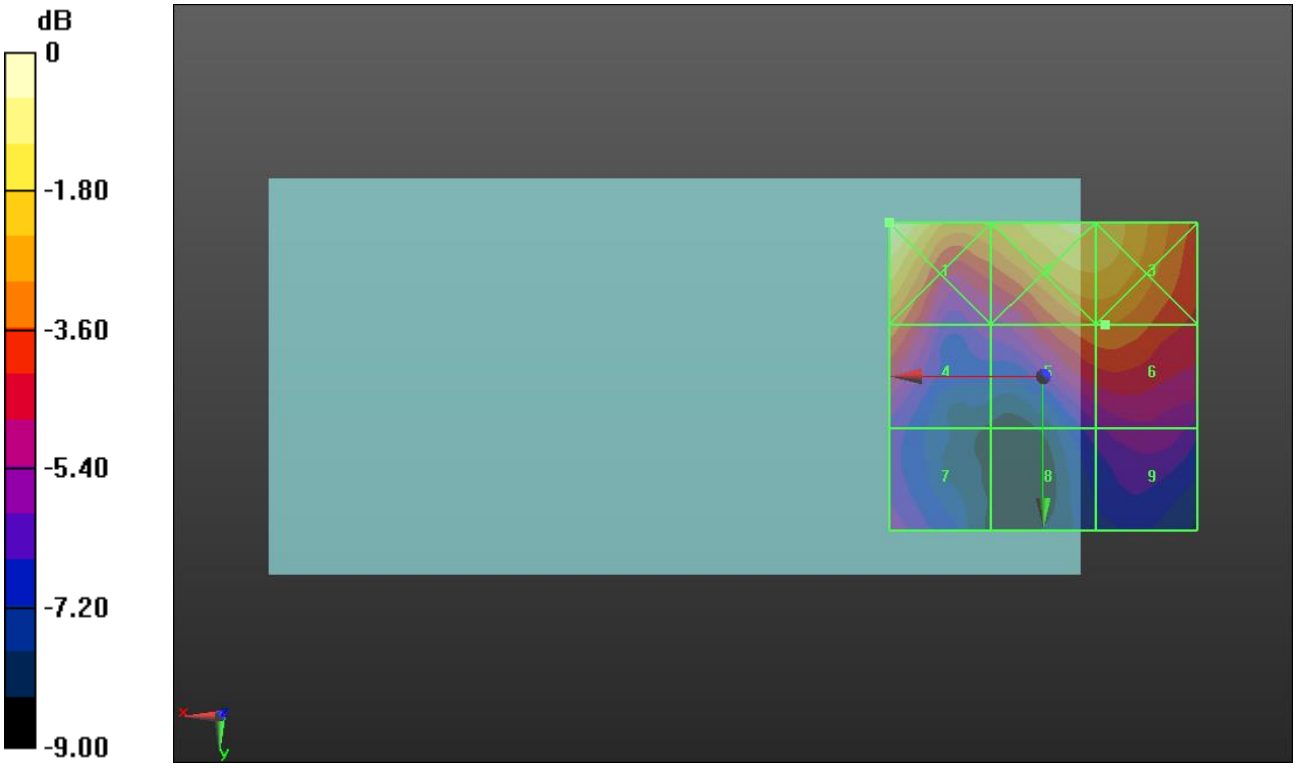

0 dB = 21.47 V/m = 26.64 dBV/m

Wi-Fi 2.4 GHz

Communication System: UID 10061 - CAB, IEEE 802.11b WiFi 2.4 GHz (DSSS, 11 Mbps); Frequency: 2412 MHz; Duty Cycle: 1:2.29034
Phantom section: RF Section
DASY5 Configuration:
- Probe: EF3DV3 - SN4041; ConvF(1, 1, 1) @ 2412 MHz; Calibrated: 3/18/2020
- Sensor-Surface: (Fix Surface)
- Electronics: DAE4 Sn1357; Calibrated: 2/20/2020
- Phantom: HAC Test Arch with AMCC; Type: SD HAC P01 BB
- Measurement SW: DASY52, Version 52.10 (4);SEMCAD X Version 14.6.14 (7483)

802.11b E-Field measurement/DSSS 11 Mbps_ch 1/Hearing Aid Compatibility Test (101x101x1): Interpolated grid: dx=0.5000 mm, dy=0.5000 mm

Device Reference Point: 0, 0, -6.3 mm
Reference Value = 20.57 V/m; Power Drift = 0.05 dB
Applied MIF = -2.02 dB
RF audio interference level = 23.62 dBV/m
Emission category: M4

MIF scaled E-field

Grid 1 **M4** **21.9 dBV/m**	Grid 2 **M4** **21.21 dBV/m**	Grid 3 **M4** **21.29 dBV/m**
Grid 4 **M4** **18.84 dBV/m**	Grid 5 **M4** **23.62 dBV/m**	Grid 6 **M4** **23.62 dBV/m**
Grid 7 **M4** **21.44 dBV/m**	Grid 8 **M4** **24.51 dBV/m**	Grid 9 **M4** **24.4 dBV/m**

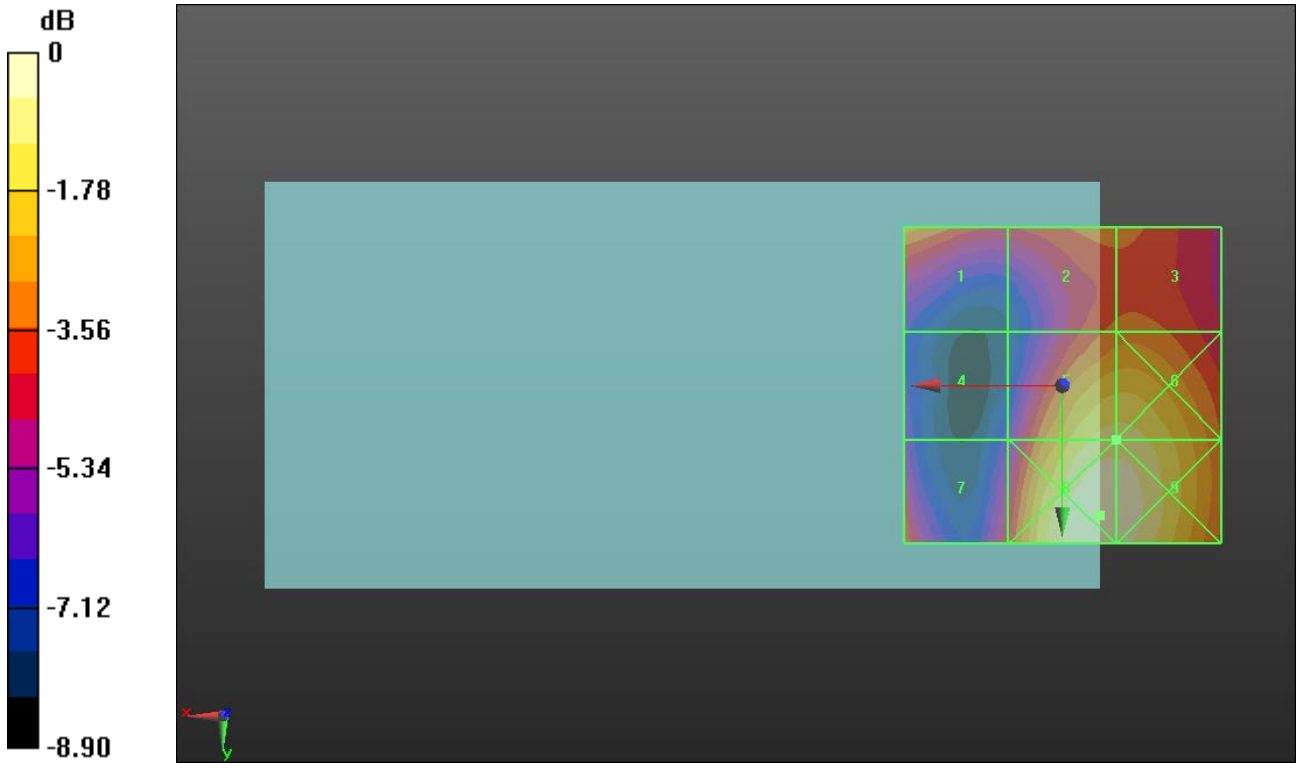

0 dB = 16.81 V/m = 24.51 dBV/m

Wi-Fi 2.4 GHz

Communication System: UID 10061 - CAB, IEEE 802.11b WiFi 2.4 GHz (DSSS, 11 Mbps); Frequency: 2437 MHz; Duty Cycle: 1:2.29034
Phantom section: RF Section
DASY5 Configuration:
- Probe: EF3DV3 - SN4041; ConvF(1, 1, 1) @ 2437 MHz; Calibrated: 3/18/2020
- Sensor-Surface: (Fix Surface)
- Electronics: DAE4 Sn1357; Calibrated: 2/20/2020
- Phantom: HAC Test Arch with AMCC; Type: SD HAC P01 BB
- Measurement SW: DASY52, Version 52.10 (4);SEMCAD X Version 14.6.14 (7483)

802.11b E-Field measurement/DSSS 11 Mbps_ch 6/Hearing Aid Compatibility Test (101x101x1): Interpolated grid: dx=0.5000 mm, dy=0.5000 mm

Device Reference Point: 0, 0, -6.3 mm
Reference Value = 16.01 V/m; Power Drift = 0.01 dB
Applied MIF = -2.02 dB
RF audio interference level = 22.51 dBV/m
Emission category: M4

MIF scaled E-field

Grid 1 **M4** **21.46 dBV/m**	Grid 2 **M4** **21.36 dBV/m**	Grid 3 **M4** **21.16 dBV/m**
Grid 4 **M4** **19.38 dBV/m**	Grid 5 **M4** **22.51 dBV/m**	Grid 6 **M4** **22.55 dBV/m**
Grid 7 **M4** **21.25 dBV/m**	Grid 8 **M4** **23.75 dBV/m**	Grid 9 **M4** **23.65 dBV/m**



0 dB = 15.41 V/m = 23.76 dBV/m

Wi-Fi 2.4 GHz

Communication System: UID 10061 - CAB, IEEE 802.11b WiFi 2.4 GHz (DSSS, 11 Mbps); Frequency: 2462 MHz; Duty Cycle: 1:2.29034
Phantom section: RF Section
DASY5 Configuration:
- Probe: EF3DV3 - SN4041; ConvF(1, 1, 1) @ 2462 MHz; Calibrated: 3/18/2020
- Sensor-Surface: (Fix Surface)
- Electronics: DAE4 Sn1357; Calibrated: 2/20/2020
- Phantom: HAC Test Arch with AMCC; Type: SD HAC P01 BB
- Measurement SW: DASY52, Version 52.10 (4);SEMCAD X Version 14.6.14 (7483)

802.11b E-Field measurement/DSSS 11 Mbps_ch 11/Hearing Aid Compatibility Test (101x101x1): Interpolated grid: dx=0.5000 mm, dy=0.5000 mm

Device Reference Point: 0, 0, -6.3 mm
Reference Value = 14.14 V/m; Power Drift = 0.20 dB
Applied MIF = -2.02 dB
RF audio interference level = 21.88 dBV/m
Emission category: M4

MIF scaled E-field

Grid 1 **M4** **21.3 dBV/m**	Grid 2 **M4** **21.31 dBV/m**	Grid 3 **M4** **20.84 dBV/m**
Grid 4 **M4** **19.19 dBV/m**	Grid 5 **M4** **21.88 dBV/m**	Grid 6 **M4** **21.93 dBV/m**
Grid 7 **M4** **21.05 dBV/m**	Grid 8 **M4** **23.54 dBV/m**	Grid 9 **M4** **23.38 dBV/m**



0 dB = 15.03 V/m = 23.54 dBV/m

Wi-Fi 2.4 GHz

Communication System: UID 10077 - CAB, IEEE 802.11g WiFi 2.4 GHz (DSSS/OFDM, 54 Mbps); Frequency: 2412 MHz; Duty Cycle: 1:12.5777
Phantom section: RF Section
DASY5 Configuration:
- Probe: EF3DV3 - SN4041; ConvF(1, 1, 1) @ 2412 MHz; Calibrated: 3/18/2020
- Sensor-Surface: (Fix Surface)
- Electronics: DAE4 Sn1357; Calibrated: 2/20/2020
- Phantom: HAC Test Arch with AMCC; Type: SD HAC P01 BB
- Measurement SW: DASY52, Version 52.10 (4);SEMCAD X Version 14.6.14 (7483)

802.11g E-Field measurement/DSSS/OFDM, 54 Mbps_ch 1/Hearing Aid Compatibility Test (101x101x1): Interpolated grid: dx=0.5000 mm, dy=0.5000 mm

Device Reference Point: 0, 0, -6.3 mm
Reference Value = 18.72 V/m; Power Drift = -0.07 dB
Applied MIF = 0.12 dB
RF audio interference level = 24.90 dBV/m
Emission category: M4

MIF scaled E-field

Grid 1 **M4** **23.72 dBV/m**	Grid 2 **M4** **22.8 dBV/m**	Grid 3 **M4** **22.76 dBV/m**
Grid 4 **M4** **20.68 dBV/m**	Grid 5 **M4** **24.9 dBV/m**	Grid 6 **M4** **24.9 dBV/m**
Grid 7 **M4** **23.05 dBV/m**	Grid 8 **M4** **25.78 dBV/m**	Grid 9 **M4** **25.65 dBV/m**



0 dB = 19.46 V/m = 25.78 dBV/m

Wi-Fi 2.4 GHz

Communication System: UID 10077 - CAB, IEEE 802.11g WiFi 2.4 GHz (DSSS/OFDM, 54 Mbps); Frequency: 2437 MHz; Duty Cycle: 1:12.5777
Phantom section: RF Section
DASY5 Configuration:
- Probe: EF3DV3 - SN4041; ConvF(1, 1, 1) @ 2437 MHz; Calibrated: 3/18/2020
- Sensor-Surface: (Fix Surface)
- Electronics: DAE4 Sn1357; Calibrated: 2/20/2020
- Phantom: HAC Test Arch with AMCC; Type: SD HAC P01 BB
- Measurement SW: DASY52, Version 52.10 (4);SEMCAD X Version 14.6.14 (7483)

802.11g E-Field measurement/DSSS/OFDM, 54 Mbps_ch 6/Hearing Aid Compatibility Test (101x101x1): Interpolated grid: dx=0.5000 mm, dy=0.5000 mm

Device Reference Point: 0, 0, -6.3 mm
Reference Value = 15.71 V/m; Power Drift = -0.03 dB
Applied MIF = 0.12 dB
RF audio interference level = 24.20 dBV/m
Emission category: M4

MIF scaled E-field

Grid 1 **M4** **23.06 dBV/m**	Grid 2 **M4** **22.78 dBV/m**	Grid 3 **M4** **22.58 dBV/m**
Grid 4 **M4** **20.95 dBV/m**	Grid 5 **M4** **24.2 dBV/m**	Grid 6 **M4** **24.21 dBV/m**
Grid 7 **M4** **22.98 dBV/m**	Grid 8 **M4** **25.34 dBV/m**	Grid 9 **M4** **25.24 dBV/m**

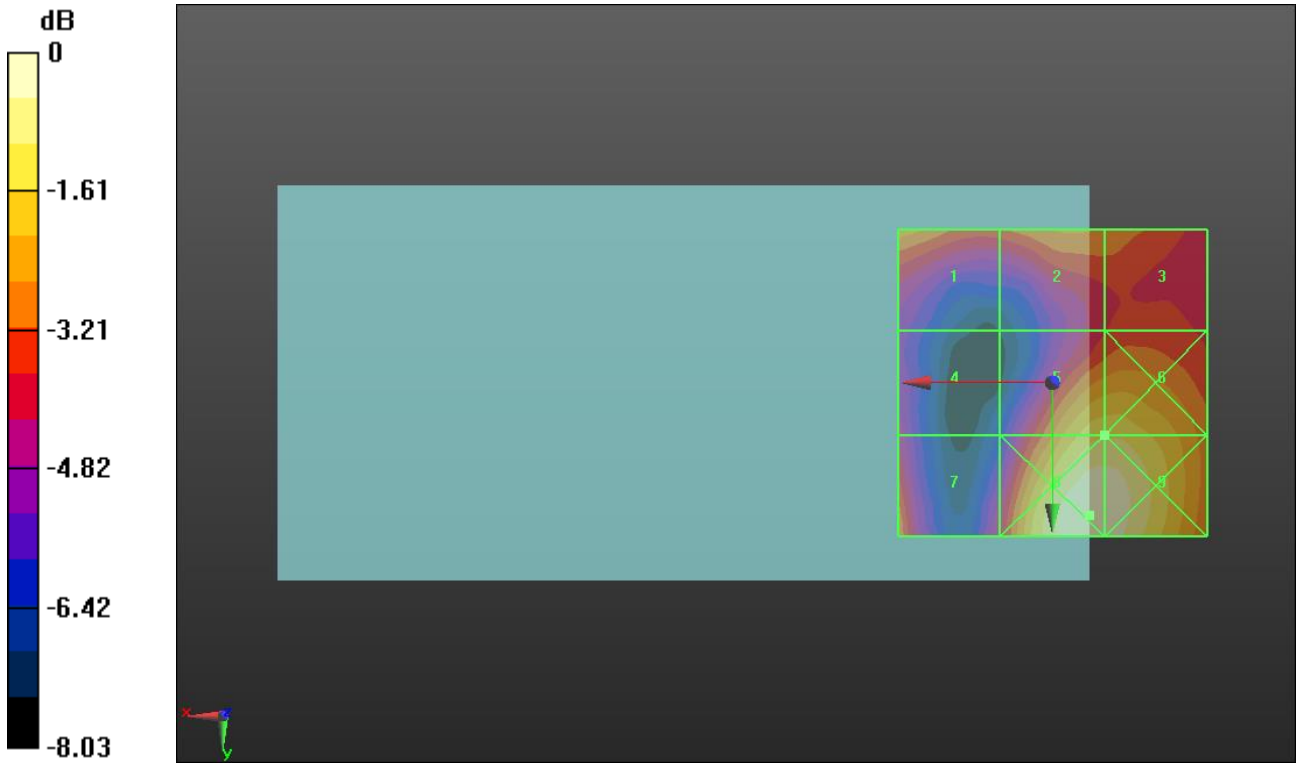

0 dB = 18.50 V/m = 25.34 dBV/m

Wi-Fi 2.4 GHz

Communication System: UID 10077 - CAB, IEEE 802.11g WiFi 2.4 GHz (DSSS/OFDM, 54 Mbps); Frequency: 2462 MHz; Duty Cycle: 1:12.5777
Phantom section: RF Section
DASY5 Configuration:
- Probe: EF3DV3 - SN4041; ConvF(1, 1, 1) @ 2462 MHz; Calibrated: 3/18/2020
- Sensor-Surface: (Fix Surface)
- Electronics: DAE4 Sn1357; Calibrated: 2/20/2020
- Phantom: HAC Test Arch with AMCC; Type: SD HAC P01 BB
- Measurement SW: DASY52, Version 52.10 (4);SEMCAD X Version 14.6.14 (7483)

802.11g E-Field measurement/DSSS/OFDM, 54 Mbps_ch 11/Hearing Aid Compatibility Test (101x101x1): Interpolated grid: dx=0.5000 mm, dy=0.5000 mm

Device Reference Point: 0, 0, -6.3 mm
Reference Value = 13.58 V/m; Power Drift = -0.01 dB
Applied MIF = 0.12 dB
RF audio interference level = 23.33 dBV/m
Emission category: M4

MIF scaled E-field

Grid 1 **M4** **23.01 dBV/m**	Grid 2 **M4** **22.95 dBV/m**	Grid 3 **M4** **22.55 dBV/m**
Grid 4 **M4** **21.12 dBV/m**	Grid 5 **M4** **23.33 dBV/m**	Grid 6 **M4** **23.39 dBV/m**
Grid 7 **M4** **22.79 dBV/m**	Grid 8 **M4** **24.79 dBV/m**	Grid 9 **M4** **24.67 dBV/m**



0 dB = 17.36 V/m = 24.79 dBV/m

GSM1900 ANT 4

Communication System: UID 10021 - DAC, GSM-FDD (TDMA, GMSK); Frequency: 1850.2 MHz; Duty Cycle: 1:8.69961
Phantom section: RF Section
DASY5 Configuration:
- Probe: EF3DV3 - SN4041; ConvF(1, 1, 1) @ 1850.2 MHz; Calibrated: 3/18/2020
- Sensor-Surface: (Fix Surface)
- Electronics: DAE4 Sn1357; Calibrated: 2/20/2020
- Phantom: HAC Test Arch with AMCC; Type: SD HAC P01 BB
- Measurement SW: DASY52, Version 52.10 (4);SEMCAD X Version 14.6.14 (7483)

GSM1900 E-Field measurement/Voice_ch 512/Hearing Aid Compatibility Test (101x101x1): Interpolated grid: dx=0.5000 mm, dy=0.5000 mm

Device Reference Point: 0, 0, -6.3 mm
Reference Value = 14.66 V/m; Power Drift = -0.23 dB
Applied MIF = 3.63 dB
RF audio interference level = 27.01 dBV/m
Emission category: M4

MIF scaled E-field

Grid 1 **M4** **22.84 dBV/m**	Grid 2 **M4** **24.66 dBV/m**	Grid 3 **M4** **24.77 dBV/m**
Grid 4 **M4** **26.24 dBV/m**	Grid 5 **M4** **26.83 dBV/m**	Grid 6 **M4** **27.01 dBV/m**
Grid 7 **M4** **29.6 dBV/m**	Grid 8 **M4** **28.34 dBV/m**	Grid 9 **M4** **28.37 dBV/m**

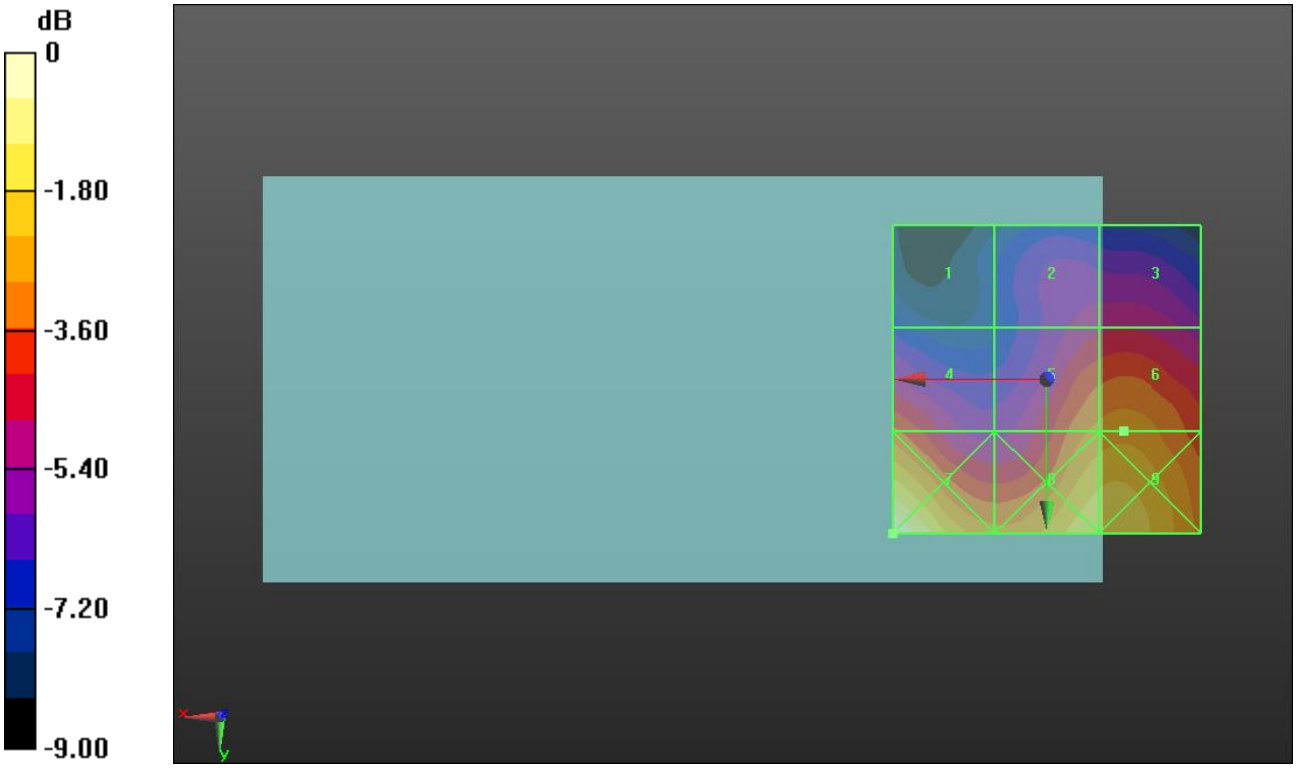

0 dB = 30.20 V/m = 29.60 dBV/m

GSM1900 ANT 4

Communication System: UID 10021 - DAC, GSM-FDD (TDMA, GMSK); Frequency: 1880 MHz; Duty Cycle: 1:8.69961
Phantom section: RF Section
DASY5 Configuration:
- Probe: EF3DV3 - SN4041; ConvF(1, 1, 1) @ 1880 MHz; Calibrated: 3/18/2020
- Sensor-Surface: (Fix Surface)
- Electronics: DAE4 Sn1357; Calibrated: 2/20/2020
- Phantom: HAC Test Arch with AMCC; Type: SD HAC P01 BB
- Measurement SW: DASY52, Version 52.10 (4);SEMCAD X Version 14.6.14 (7483)

GSM1900 E-Field measurement/Voice_ch 661/Hearing Aid Compatibility Test (101x101x1): Interpolated grid: dx=0.5000 mm, dy=0.5000 mm

Device Reference Point: 0, 0, -6.3 mm
Reference Value = 16.11 V/m; Power Drift = 0.20 dB
Applied MIF = 3.63 dB
RF audio interference level = 27.70 dBV/m
Emission category: M4

MIF scaled E-field

Grid 1 **M4** **24.32 dBV/m**	Grid 2 **M4** **26.72 dBV/m**	Grid 3 **M4** **26.75 dBV/m**
Grid 4 **M4** **26.31 dBV/m**	Grid 5 **M4** **27.51 dBV/m**	Grid 6 **M4** **27.7 dBV/m**
Grid 7 **M3** **30.11 dBV/m**	Grid 8 **M4** **28.03 dBV/m**	Grid 9 **M4** **28.07 dBV/m**

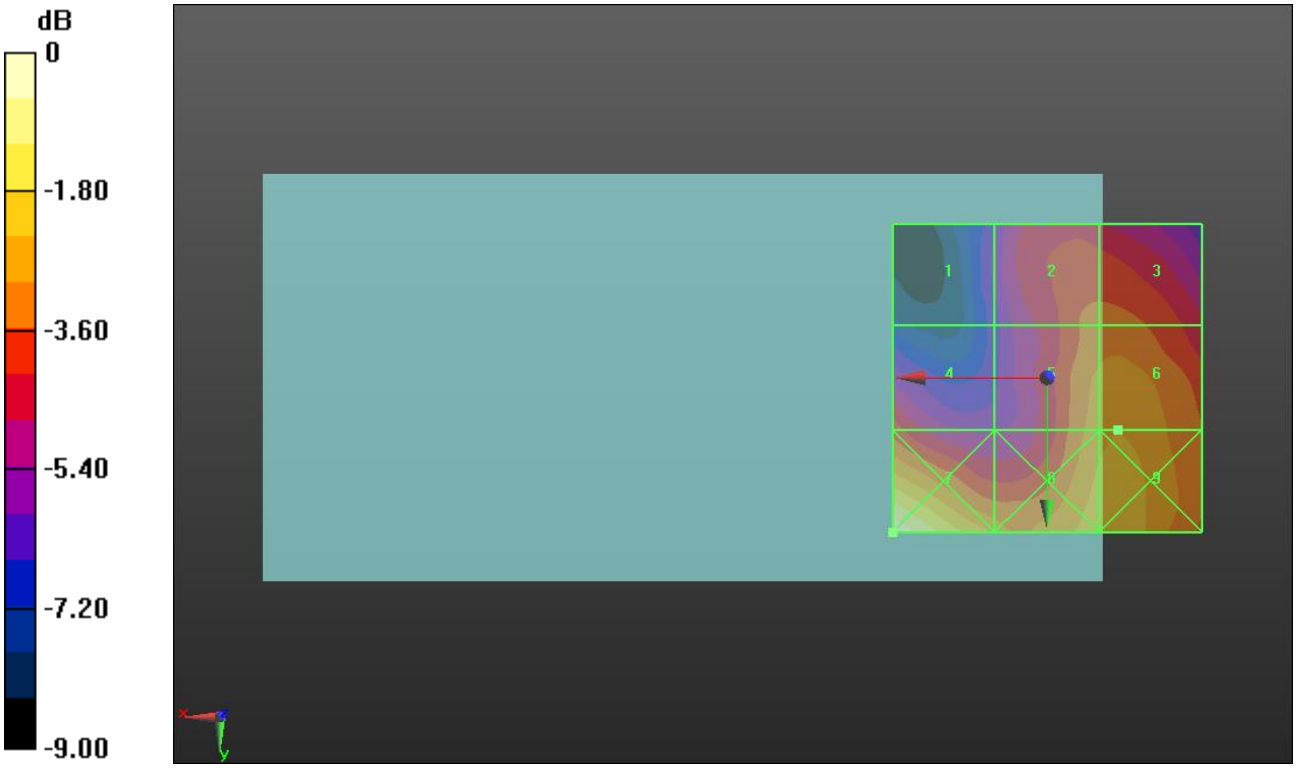

0 dB = 32.03 V/m = 30.11 dBV/m

GSM1900 ANT 4

Communication System: UID 10021 - DAC, GSM-FDD (TDMA, GMSK); Frequency: 1909.8 MHz; Duty Cycle: 1:8.69961
Phantom section: RF Section
DASY5 Configuration:
- Probe: EF3DV3 - SN4041; ConvF(1, 1, 1) @ 1909.8 MHz; Calibrated: 3/18/2020
- Sensor-Surface: (Fix Surface)
- Electronics: DAE4 Sn1357; Calibrated: 2/20/2020
- Phantom: HAC Test Arch with AMCC; Type: SD HAC P01 BB
- Measurement SW: DASY52, Version 52.10 (4);SEMCAD X Version 14.6.14 (7483)

GSM1900 E-Field measurement/Voice_ch 810/Hearing Aid Compatibility Test (101x101x1): Interpolated grid: dx=0.5000 mm, dy=0.5000 mm

Device Reference Point: 0, 0, -6.3 mm
Reference Value = 14.14 V/m; Power Drift = -0.11 dB
Applied MIF = 3.63 dB
RF audio interference level = 26.95 dBV/m
Emission category: M4

MIF scaled E-field

Grid 1 **M4** **23.68 dBV/m**	Grid 2 **M4** **26.36 dBV/m**	Grid 3 **M4** **26.42 dBV/m**
Grid 4 **M4** **27.18 dBV/m**	Grid 5 **M4** **26.43 dBV/m**	Grid 6 **M4** **26.8 dBV/m**
Grid 7 **M3** **31.41 dBV/m**	Grid 8 **M4** **28.58 dBV/m**	Grid 9 **M4** **26.95 dBV/m**

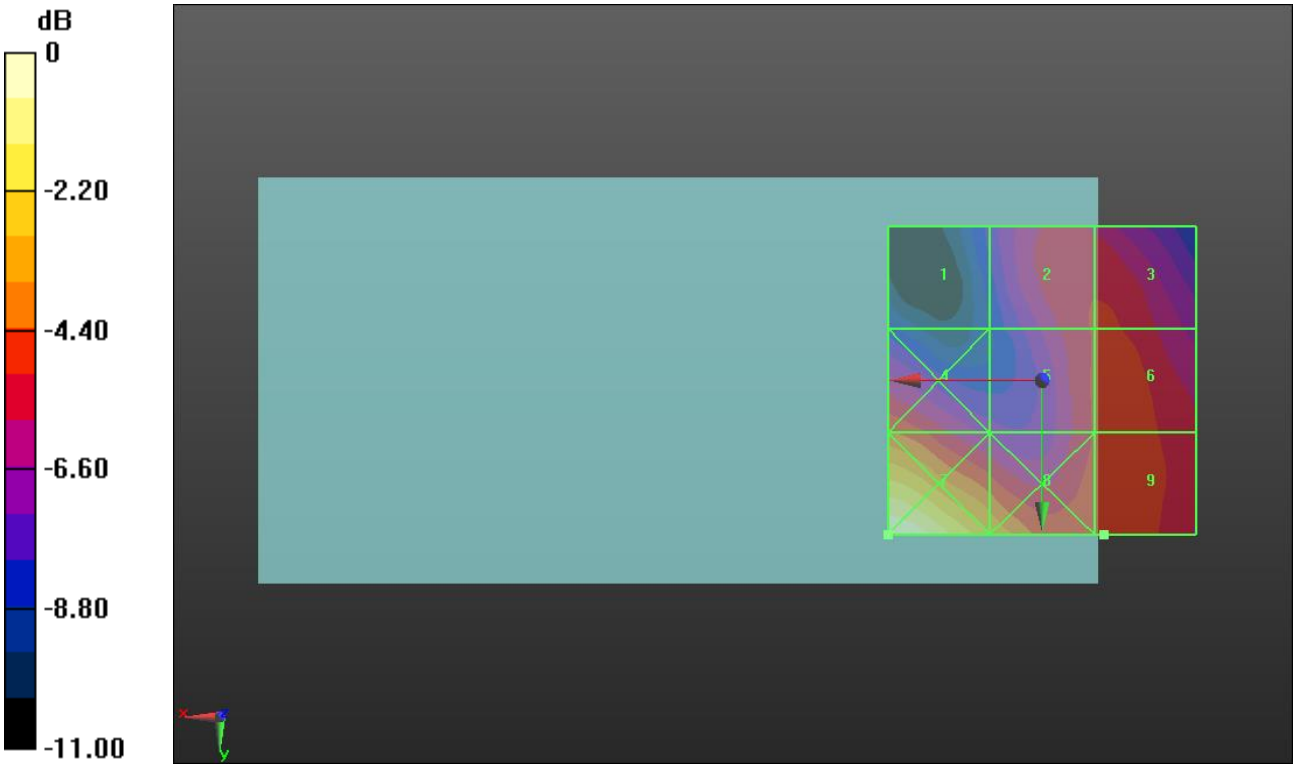

0 dB = 37.20 V/m = 31.41 dBV/m

LTE Band 41 ANT 4

Communication System: UID 10173 - CAG, LTE-TDD (SC-FDMA, 1 RB, 20 MHz, 16-QAM); Frequency: 2506 MHz; Duty Cycle: 1:8.87156
Phantom section: RF Section
DASY5 Configuration:
- Probe: EF3DV3 - SN4041; ConvF(1, 1, 1) @ 2506 MHz; Calibrated: 3/18/2020
- Sensor-Surface: (Fix Surface)
- Electronics: DAE4 Sn1357; Calibrated: 2/20/2020
- Phantom: HAC Test Arch with AMCC; Type: SD HAC P01 BB
- Measurement SW: DASY52, Version 52.10 (4);SEMCAD X Version 14.6.14 (7483)

LTE Band 41 E-Field measurement/SC-FDMA 1RB 20 MHz 16QAM Ch. 39750/Hearing Aid Compatibility Test (101x101x1): Interpolated grid: dx=0.5000 mm, dy=0.5000 mm

Device Reference Point: 0, 0, -6.3 mm
Reference Value = 22.27 V/m; Power Drift = -0.14 dB
Applied MIF = -1.44 dB
RF audio interference level = 24.24 dBV/m
Emission category: M4

MIF scaled E-field

Grid 1 **M4** **20.22 dBV/m**	Grid 2 **M4** **21.86 dBV/m**	Grid 3 **M4** **21.71 dBV/m**
Grid 4 **M4** **22.74 dBV/m**	Grid 5 **M4** **24.24 dBV/m**	Grid 6 **M4** **24.14 dBV/m**
Grid 7 **M4** **27 dBV/m**	Grid 8 **M4** **27.3 dBV/m**	Grid 9 **M4** **26.82 dBV/m**

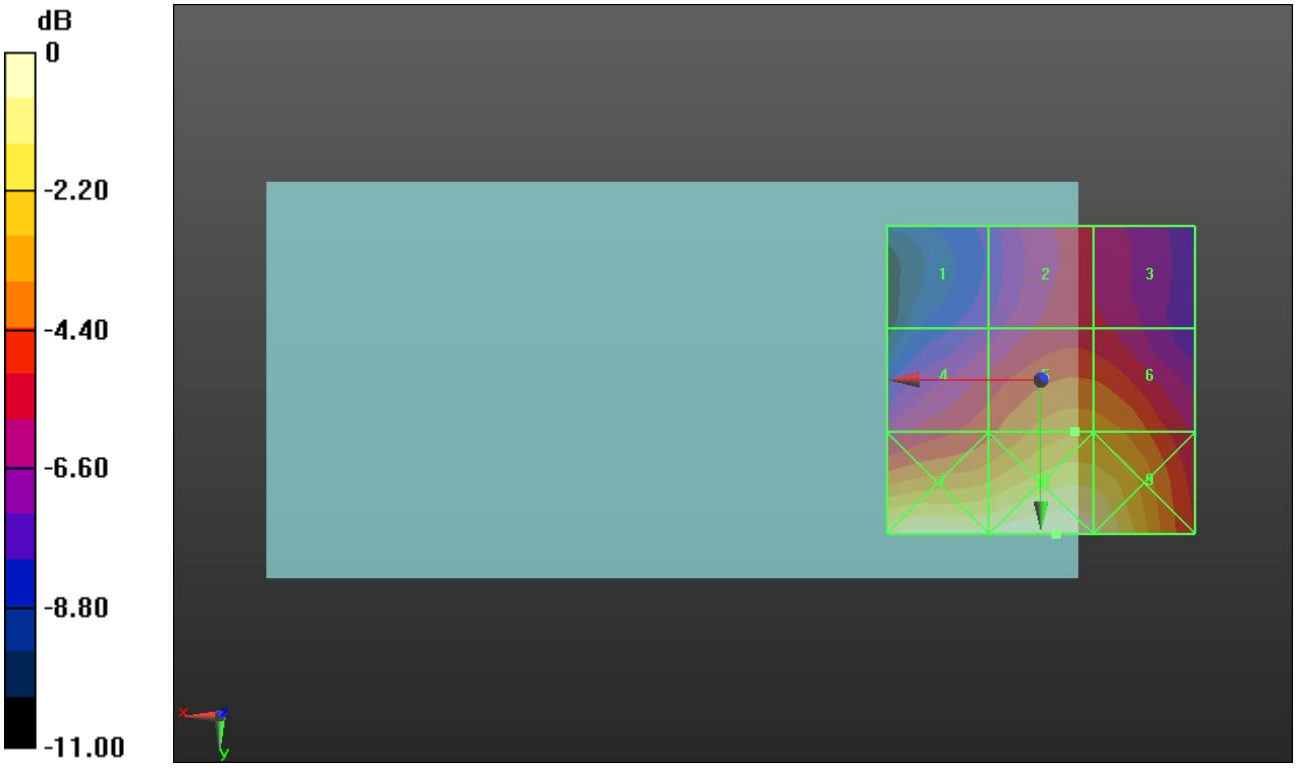

0 dB = 23.17 V/m = 27.30 dBV/m

LTE Band 41 ANT 4

Communication System: UID 10173 - CAG, LTE-TDD (SC-FDMA, 1 RB, 20 MHz, 16-QAM); Frequency: 2549.5 MHz; Duty Cycle: 1:8.87156
Phantom section: RF Section
DASY5 Configuration:
- Probe: EF3DV3 - SN4041; ConvF(1, 1, 1) @ 2549.5 MHz; Calibrated: 3/18/2020
- Sensor-Surface: (Fix Surface)
- Electronics: DAE4 Sn1357; Calibrated: 2/20/2020
- Phantom: HAC Test Arch with AMCC; Type: SD HAC P01 BB
- Measurement SW: DASY52, Version 52.10 (4);SEMCAD X Version 14.6.14 (7483)

LTE Band 41 E-Field measurement/SC-FDMA 1RB 20 MHz 16QAM Ch. 40185/Hearing Aid Compatibility Test (101x101x1): Interpolated grid: dx=0.5000 mm, dy=0.5000 mm

Device Reference Point: 0, 0, -6.3 mm
Reference Value = 23.33 V/m; Power Drift = -0.16 dB
Applied MIF = -1.44 dB
RF audio interference level = 24.09 dBV/m

Emission category: M4

MIF scaled E-field

Grid 1 **M4** **20.57 dBV/m**	Grid 2 **M4** **22.69 dBV/m**	Grid 3 **M4** **22.47 dBV/m**
Grid 4 **M4** **23.34 dBV/m**	Grid 5 **M4** **24.09 dBV/m**	Grid 6 **M4** **23.54 dBV/m**
Grid 7 **M4** **27.73 dBV/m**	Grid 8 **M4** **27.8 dBV/m**	Grid 9 **M4** **26.96 dBV/m**

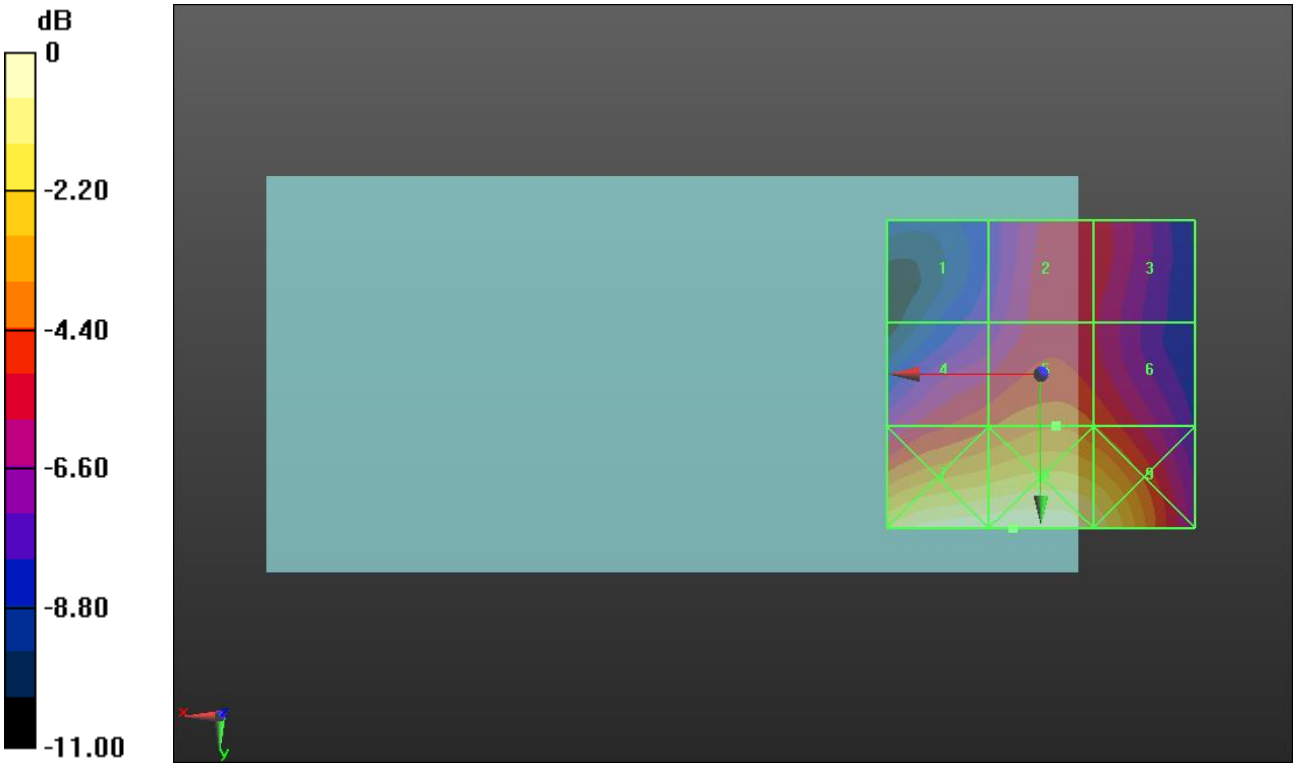

0 dB = 24.56 V/m = 27.80 dBV/m

LTE Band 41 ANT 4

Communication System: UID 10173 - CAG, LTE-TDD (SC-FDMA, 1 RB, 20 MHz, 16-QAM); Frequency: 2593 MHz; Duty Cycle: 1:8.87156
Phantom section: RF Section
DASY5 Configuration:
- Probe: EF3DV3 - SN4041; ConvF(1, 1, 1) @ 2593 MHz; Calibrated: 3/18/2020
- Sensor-Surface: (Fix Surface)
- Electronics: DAE4 Sn1357; Calibrated: 2/20/2020
- Phantom: HAC Test Arch with AMCC; Type: SD HAC P01 BB
- Measurement SW: DASY52, Version 52.10 (4);SEMCAD X Version 14.6.14 (7483)

LTE Band 41 E-Field measurement/SC-FDMA 1RB 20 MHz 16QAM Ch. 40620/Hearing Aid Compatibility Test (101x101x1): Interpolated grid: dx=0.5000 mm, dy=0.5000 mm

Device Reference Point: 0, 0, -6.3 mm
Reference Value = 18.65 V/m; Power Drift = 0.19 dB
Applied MIF = -1.44 dB
RF audio interference level = 22.40 dBV/m
Emission category: M4

MIF scaled E-field

Grid 1 **M4** **20.57 dBV/m**	Grid 2 **M4** **21.9 dBV/m**	Grid 3 **M4** **21.19 dBV/m**
Grid 4 **M4** **22.4 dBV/m**	Grid 5 **M4** **22.37 dBV/m**	Grid 6 **M4** **21.41 dBV/m**
Grid 7 **M4** **27.37 dBV/m**	Grid 8 **M4** **27 dBV/m**	Grid 9 **M4** **25.55 dBV/m**

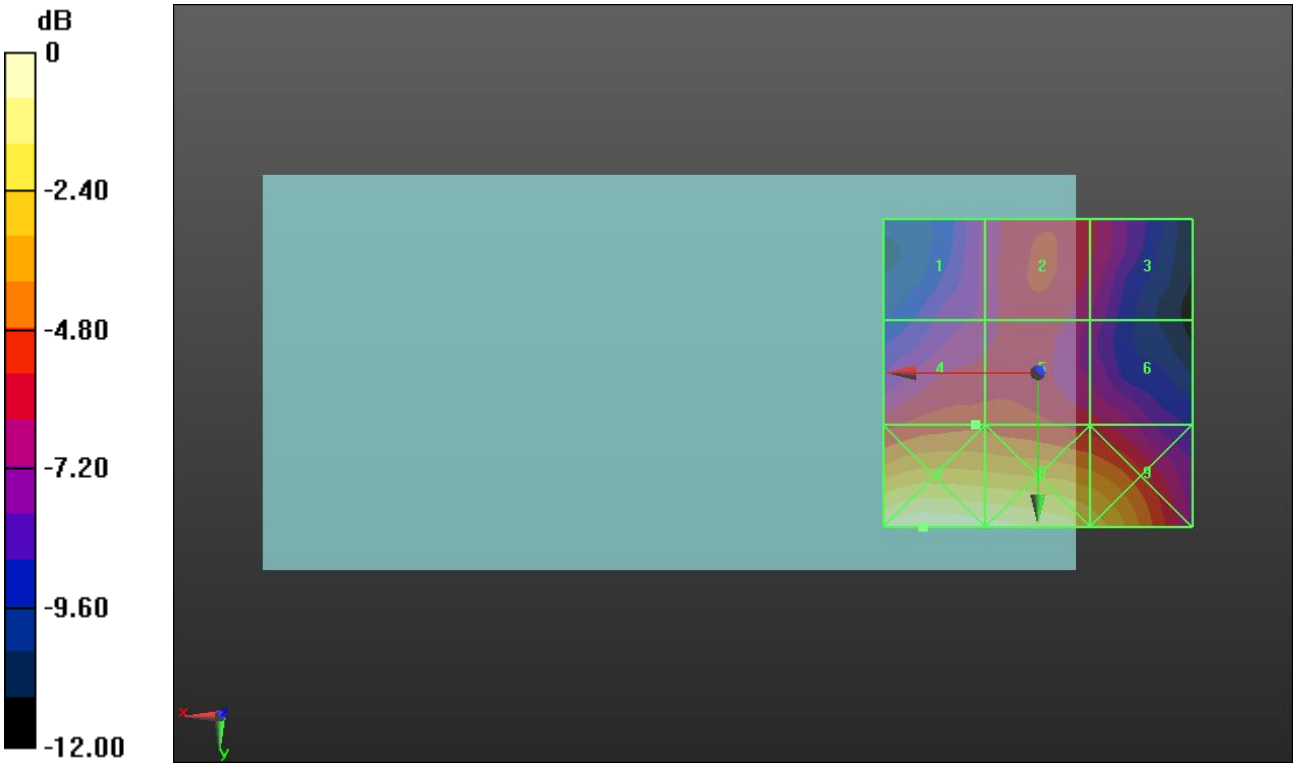

0 dB = 23.35 V/m = 27.37 dBV/m

LTE Band 41 ANT 4

Communication System: UID 10173 - CAG, LTE-TDD (SC-FDMA, 1 RB, 20 MHz, 16-QAM); Frequency: 2636.5 MHz; Duty Cycle: 1:8.87156
Phantom section: RF Section
DASY5 Configuration:
- Probe: EF3DV3 - SN4041; ConvF(1, 1, 1) @ 2636.5 MHz; Calibrated: 3/18/2020
- Sensor-Surface: (Fix Surface)
- Electronics: DAE4 Sn1357; Calibrated: 2/20/2020
- Phantom: HAC Test Arch with AMCC; Type: SD HAC P01 BB
- Measurement SW: DASY52, Version 52.10 (4);SEMCAD X Version 14.6.14 (7483)

LTE Band 41 E-Field measurement/SC-FDMA 1RB 20 MHz 16QAM Ch. 41055/Hearing Aid Compatibility Test (101x101x1): Interpolated grid: dx=0.5000 mm, dy=0.5000 mm

Device Reference Point: 0, 0, -6.3 mm
Reference Value = 15.60 V/m; Power Drift = 0.14 dB
Applied MIF = -1.44 dB
RF audio interference level = 21.13 dBV/m

Emission category: M4

MIF scaled E-field

Grid 1 **M4** **19.33 dBV/m**	Grid 2 **M4** **20.45 dBV/m**	Grid 3 **M4** **19.34 dBV/m**
Grid 4 **M4** **21.13 dBV/m**	Grid 5 **M4** **20.54 dBV/m**	Grid 6 **M4** **19.68 dBV/m**
Grid 7 **M4** **26.83 dBV/m**	Grid 8 **M4** **26.07 dBV/m**	Grid 9 **M4** **24.54 dBV/m**

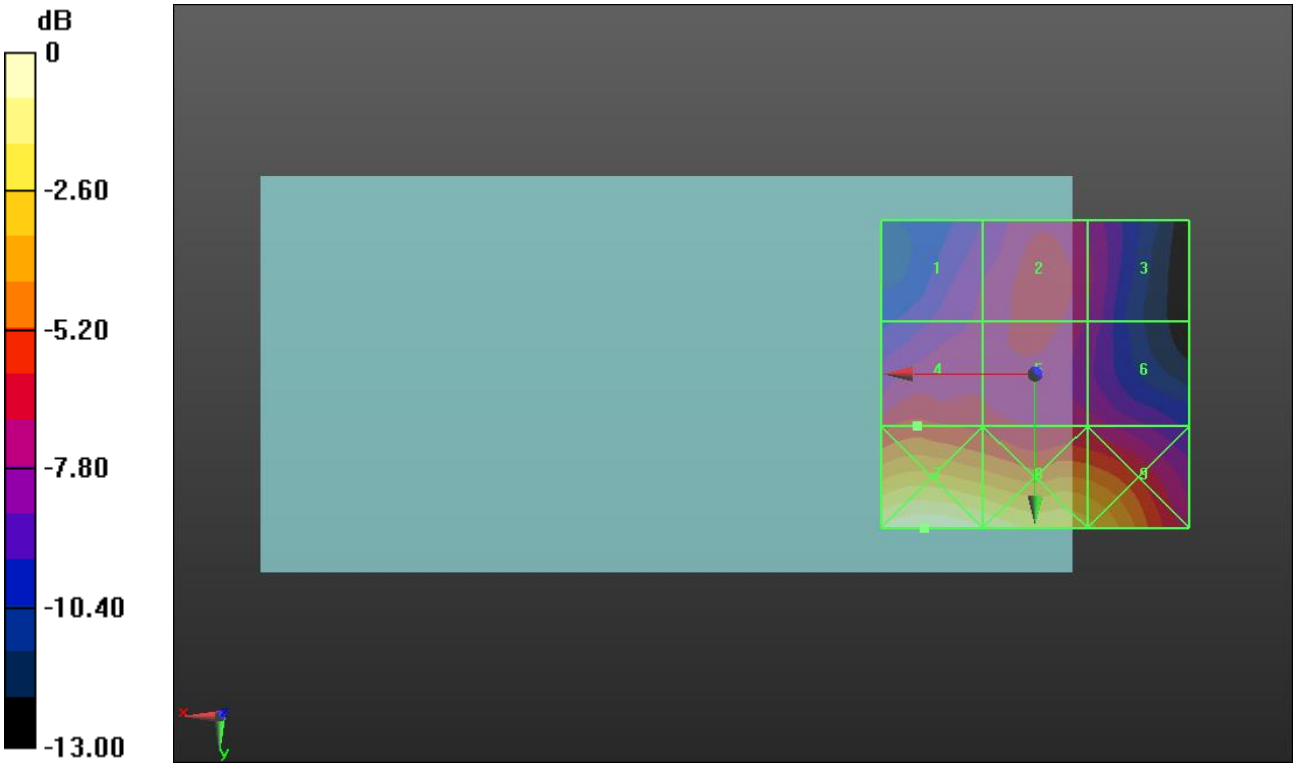

0 dB = 21.95 V/m = 26.83 dBV/m

LTE Band 41 ANT 4

Communication System: UID 10173 - CAG, LTE-TDD (SC-FDMA, 1 RB, 20 MHz, 16-QAM); Frequency: 2680 MHz; Duty Cycle: 1:8.87156
Phantom section: RF Section
DASY5 Configuration:
- Probe: EF3DV3 - SN4041; ConvF(1, 1, 1) @ 2680 MHz; Calibrated: 3/18/2020
- Sensor-Surface: (Fix Surface)
- Electronics: DAE4 Sn1357; Calibrated: 2/20/2020
- Phantom: HAC Test Arch with AMCC; Type: SD HAC P01 BB
- Measurement SW: DASY52, Version 52.10 (4);SEMCAD X Version 14.6.14 (7483)

LTE Band 41 E-Field measurement/SC-FDMA 1RB 20 MHz 16QAM Ch. 41490/Hearing Aid Compatibility Test (101x101x1): Interpolated grid: dx=0.5000 mm, dy=0.5000 mm

Device Reference Point: 0, 0, -6.3 mm
Reference Value = 13.30 V/m; Power Drift = 0.13 dB
Applied MIF = -1.44 dB
RF audio interference level = 20.68 dBV/m

Emission category: M4

MIF scaled E-field

Grid 1 **M4** **18.4 dBV/m**	Grid 2 **M4** **19.16 dBV/m**	Grid 3 **M4** **17.65 dBV/m**
Grid 4 **M4** **20.68 dBV/m**	Grid 5 **M4** **19.04 dBV/m**	Grid 6 **M4** **18.37 dBV/m**
Grid 7 **M4** **27.09 dBV/m**	Grid 8 **M4** **25.33 dBV/m**	Grid 9 **M4** **23.92 dBV/m**

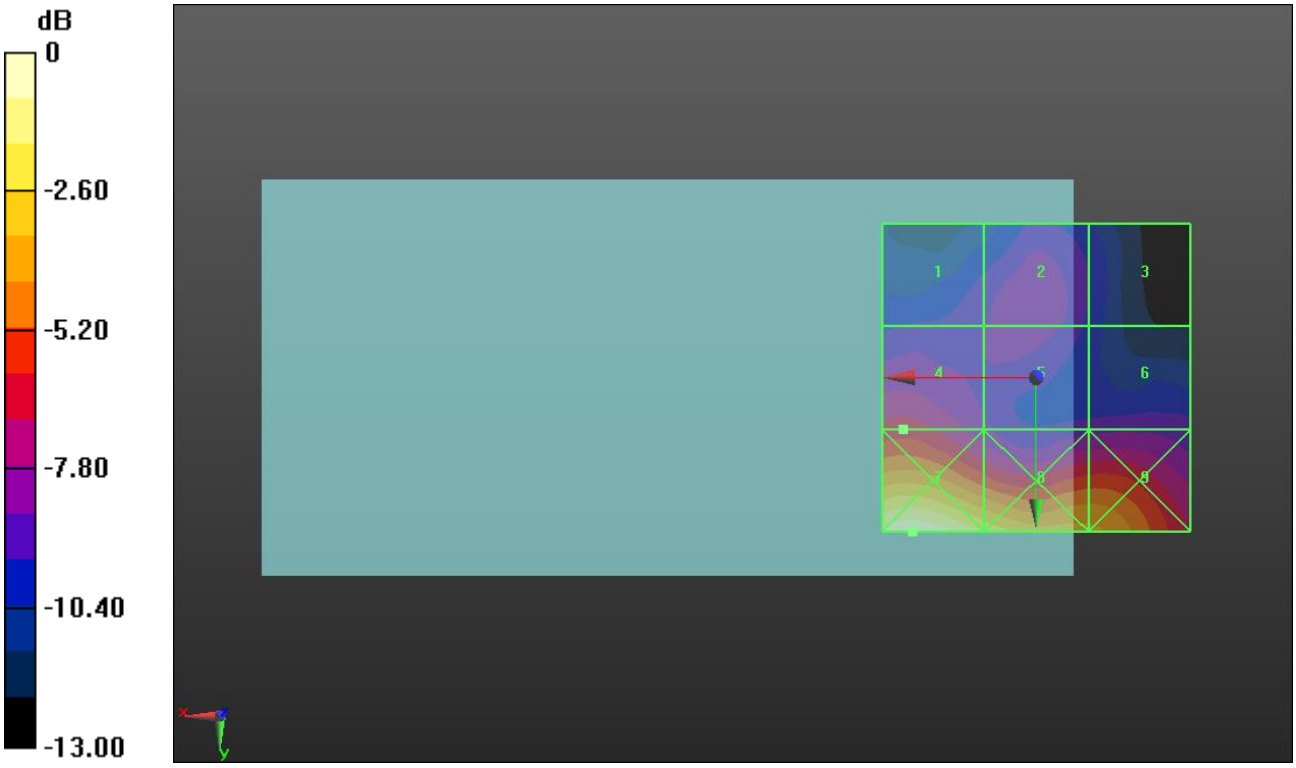

0 dB = 22.62 V/m = 27.09 dBV/m

LTE Band 48 ANT 4

Communication System: UID 10173 - CAG, LTE-TDD (SC-FDMA, 1 RB, 20 MHz, 16-QAM); Frequency: 3560 MHz; Duty Cycle: 1:8.8736
Phantom section: RF Section
DASY5 Configuration:
- Probe: EF3DV3 - SN4041; ConvF(1, 1, 1) @ 3560 MHz; Calibrated: 3/18/2020
- Sensor-Surface: (Fix Surface)
- Electronics: DAE4 Sn1357; Calibrated: 2/20/2020
- Phantom: HAC Test Arch with AMCC; Type: SD HAC P01 BB
- Measurement SW: DASY52, Version 52.10 (4);SEMCAD X Version 14.6.14 (7483)

LTE Band 48 E-Field measurement/SC-FDMA 1RB 20 MHz 16QAM Ch. 55340/Hearing Aid Compatibility Test (101x101x1): Interpolated grid: dx=0.5000 mm, dy=0.5000 mm

Device Reference Point: 0, 0, -6.3 mm
Reference Value = 18.53 V/m; Power Drift = 0.03 dB
Applied MIF = -1.44 dB
RF audio interference level = 22.33 dBV/m
Emission category: M4

MIF scaled E-field

Grid 1 **M4** **18.43 dBV/m**	Grid 2 **M4** **19.54 dBV/m**	Grid 3 **M4** **19.53 dBV/m**
Grid 4 **M4** **19.48 dBV/m**	Grid 5 **M4** **22.33 dBV/m**	Grid 6 **M4** **22.23 dBV/m**
Grid 7 **M4** **24.13 dBV/m**	Grid 8 **M4** **24.35 dBV/m**	Grid 9 **M4** **23.81 dBV/m**

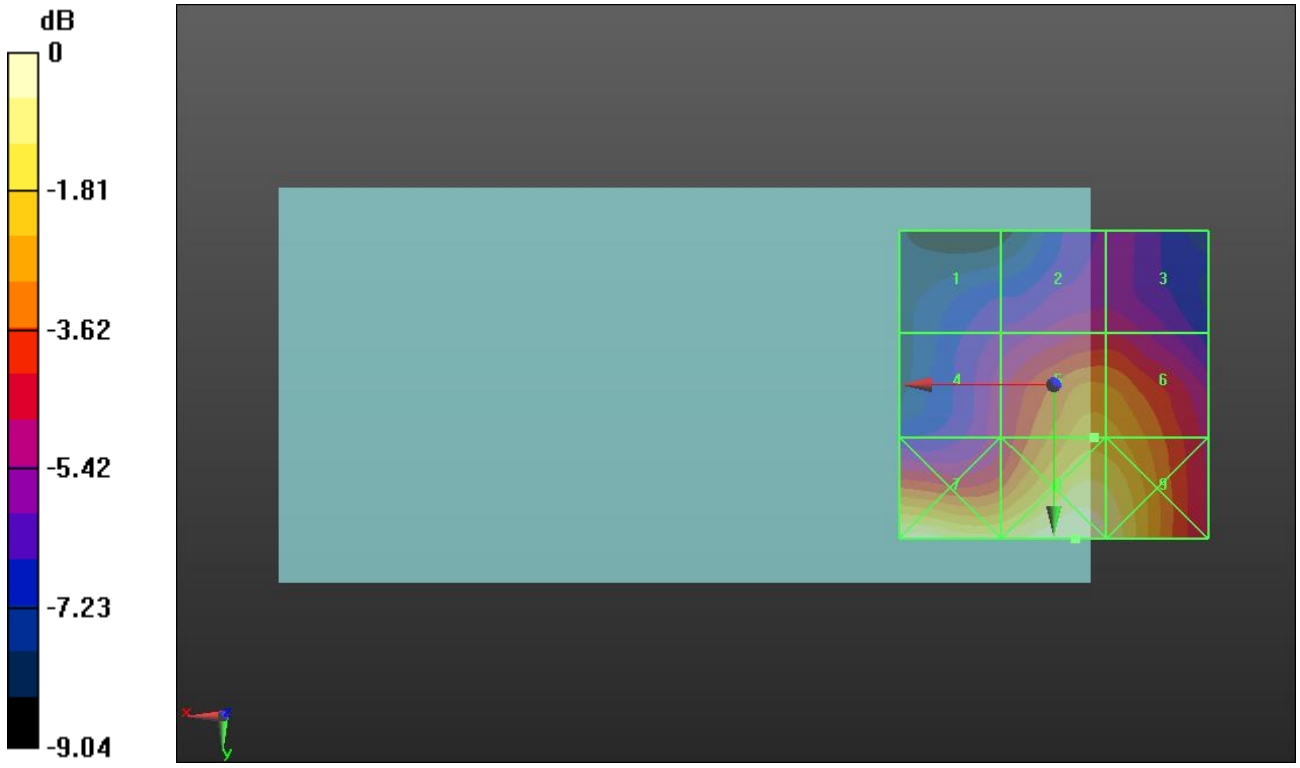

0 dB = 16.51 V/m = 24.35 dBV/m

LTE Band 48 ANT 4

Communication System: UID 10173 - CAG, LTE-TDD (SC-FDMA, 1 RB, 20 MHz, 16-QAM); Frequency: 3603.3 MHz; Duty Cycle: 1:8.8736
Phantom section: RF Section
DASY5 Configuration:
- Probe: EF3DV3 - SN4041; ConvF(1, 1, 1) @ 3603.3 MHz; Calibrated: 3/18/2020
- Sensor-Surface: (Fix Surface)
- Electronics: DAE4 Sn1357; Calibrated: 2/20/2020
- Phantom: HAC Test Arch with AMCC; Type: SD HAC P01 BB
- Measurement SW: DASY52, Version 52.10 (4);SEMCAD X Version 14.6.14 (7483)

LTE Band 48 E-Field measurement/SC-FDMA 1RB 20 MHz 16QAM Ch. 55773/Hearing Aid Compatibility Test (101x101x1): Interpolated grid: dx=0.5000 mm, dy=0.5000 mm

Device Reference Point: 0, 0, -6.3 mm
Reference Value = 20.38 V/m; Power Drift = 0.09 dB
Applied MIF = -1.44 dB
RF audio interference level = 23.11 dBV/m
Emission category: M4

MIF scaled E-field

Grid 1 **M4** **18.5 dBV/m**	Grid 2 **M4** **20.63 dBV/m**	Grid 3 **M4** **20.69 dBV/m**
Grid 4 **M4** **19.77 dBV/m**	Grid 5 **M4** **23.11 dBV/m**	Grid 6 **M4** **23.1 dBV/m**
Grid 7 **M4** **23.94 dBV/m**	Grid 8 **M4** **24.72 dBV/m**	Grid 9 **M4** **24.36 dBV/m**

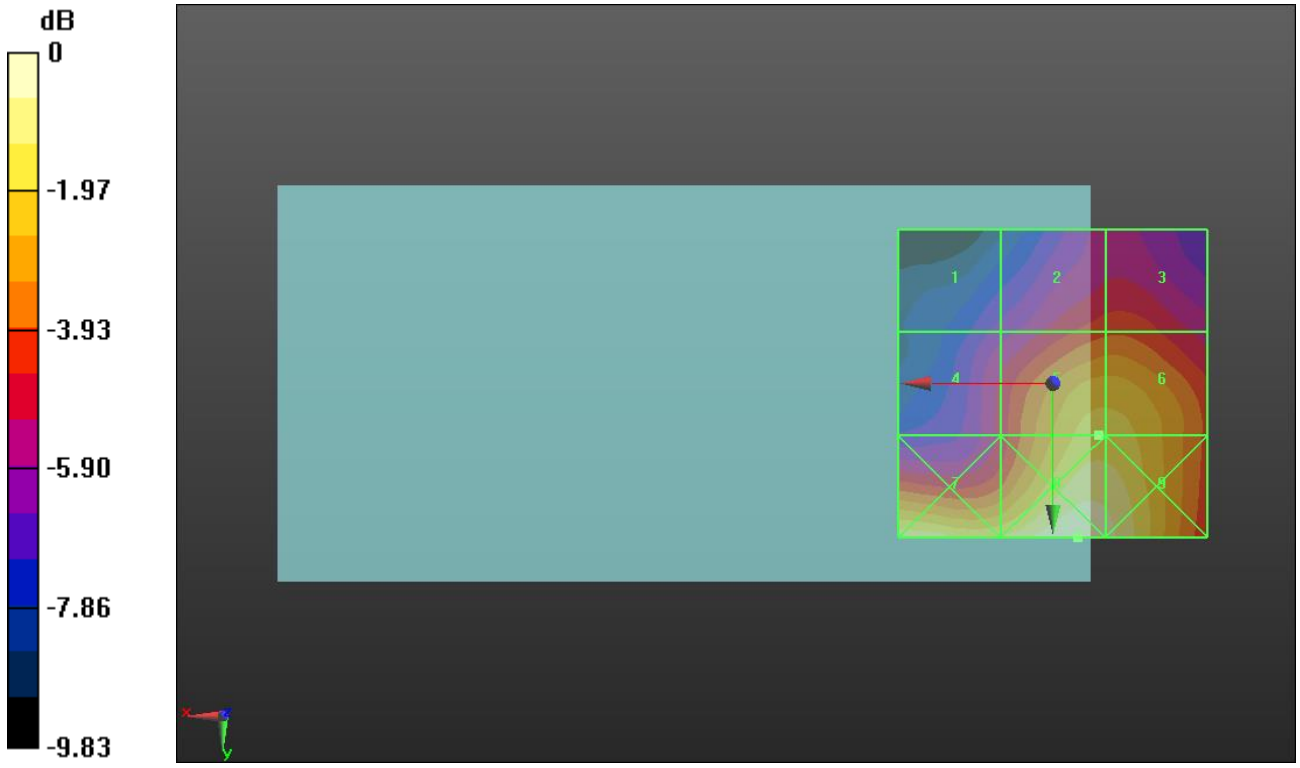

0 dB = 17.23 V/m = 24.73 dBV/m

LTE Band 48 ANT 4

Communication System: UID 10173 - CAG, LTE-TDD (SC-FDMA, 1 RB, 20 MHz, 16-QAM); Frequency: 3646.7 MHz; Duty Cycle: 1:8.8736
Phantom section: RF Section
DASY5 Configuration:
- Probe: EF3DV3 - SN4041; ConvF(1, 1, 1) @ 3646.7 MHz; Calibrated: 3/18/2020
- Sensor-Surface: (Fix Surface)
- Electronics: DAE4 Sn1357; Calibrated: 2/20/2020
- Phantom: HAC Test Arch with AMCC; Type: SD HAC P01 BB
- Measurement SW: DASY52, Version 52.10 (4);SEMCAD X Version 14.6.14 (7483)

LTE Band 48 E-Field measurement/SC-FDMA 1RB 20 MHz 16QAM Ch. 56207/Hearing Aid Compatibility Test (101x101x1): Interpolated grid: dx=0.5000 mm, dy=0.5000 mm

Device Reference Point: 0, 0, -6.3 mm
Reference Value = 20.99 V/m; Power Drift = -0.07 dB
Applied MIF = -1.44 dB
RF audio interference level = 23.53 dBV/m
Emission category: M4

MIF scaled E-field

Grid 1 **M4** **18.07 dBV/m**	Grid 2 **M4** **20.12 dBV/m**	Grid 3 **M4** **20.15 dBV/m**
Grid 4 **M4** **19.44 dBV/m**	Grid 5 **M4** **23.53 dBV/m**	Grid 6 **M4** **23.52 dBV/m**
Grid 7 **M4** **24.17 dBV/m**	Grid 8 **M4** **25.13 dBV/m**	Grid 9 **M4** **24.85 dBV/m**

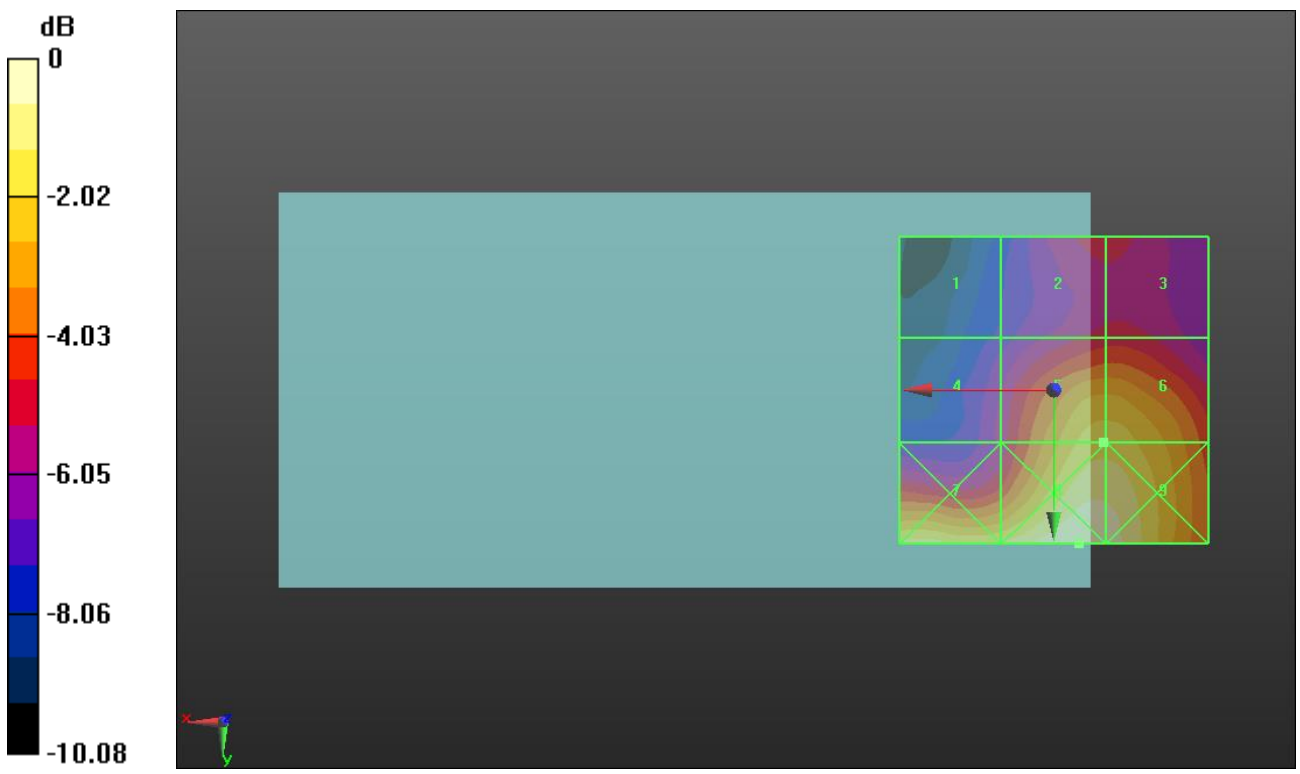

0 dB = 18.06 V/m = 25.13 dBV/m

LTE Band 48 ANT 4

Communication System: UID 10173 - CAG, LTE-TDD (SC-FDMA, 1 RB, 20 MHz, 16-QAM); Frequency: 3690 MHz; Duty Cycle: 1:8.8736
Phantom section: RF Section
DASY5 Configuration:
- Probe: EF3DV3 - SN4041; ConvF(1, 1, 1) @ 3690 MHz; Calibrated: 3/18/2020
- Sensor-Surface: (Fix Surface)
- Electronics: DAE4 Sn1357; Calibrated: 2/20/2020
- Phantom: HAC Test Arch with AMCC; Type: SD HAC P01 BB
- Measurement SW: DASY52, Version 52.10 (4);SEMCAD X Version 14.6.14 (7483)

LTE Band 48 E-Field measurement/SC-FDMA 1RB 20 MHz 16QAM Ch. 56640/Hearing Aid Compatibility Test (101x101x1): Interpolated grid: dx=0.5000 mm, dy=0.5000 mm

Device Reference Point: 0, 0, -6.3 mm
Reference Value = 23.77 V/m; Power Drift = -0.01 dB
Applied MIF = -1.44 dB
RF audio interference level = 24.63 dBV/m
Emission category: M4

MIF scaled E-field

Grid 1 **M4** **19 dBV/m**	Grid 2 **M4** **21.89 dBV/m**	Grid 3 **M4** **21.99 dBV/m**
Grid 4 **M4** **21.11 dBV/m**	Grid 5 **M4** **24.63 dBV/m**	Grid 6 **M4** **24.59 dBV/m**
Grid 7 **M4** **25.26 dBV/m**	Grid 8 **M4** **26.22 dBV/m**	Grid 9 **M4** **25.66 dBV/m**

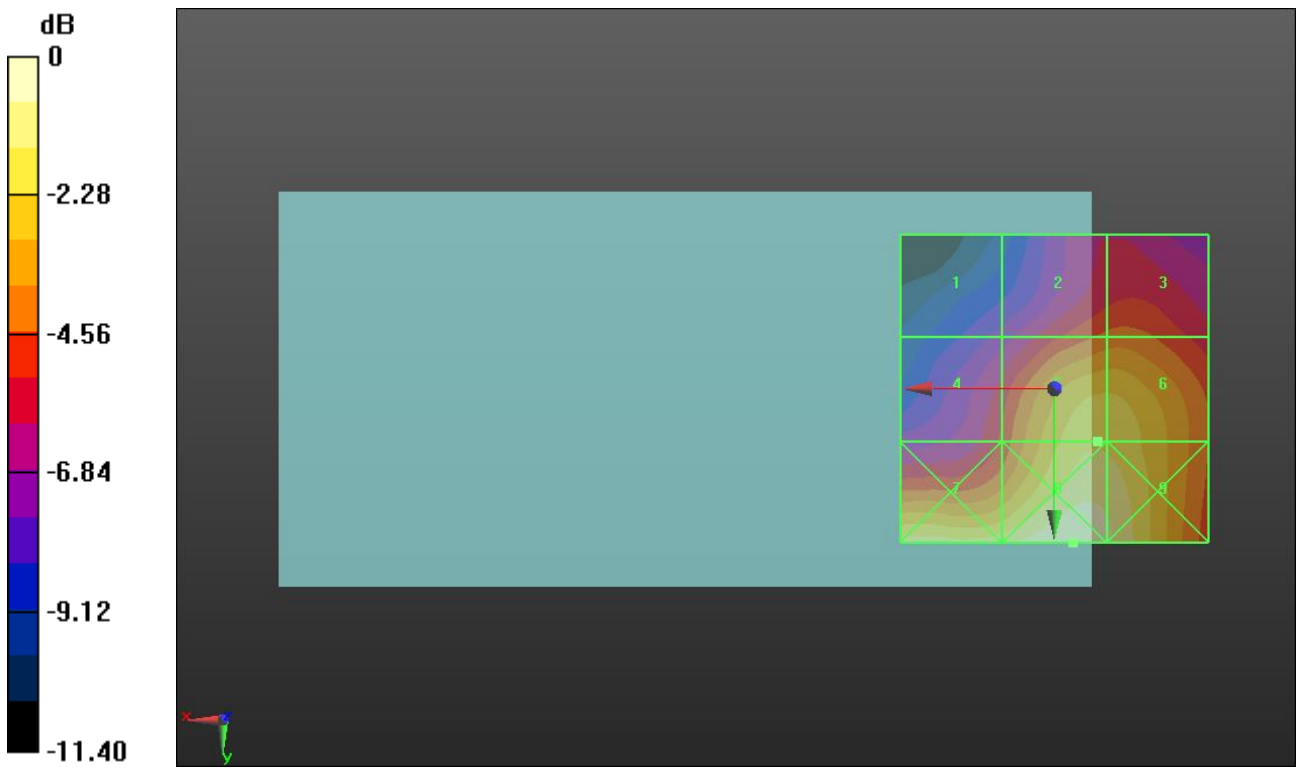

0 dB = 20.46 V/m = 26.22 dBV/m

Wi-Fi 2.4 GHz ANT 4

Communication System: UID 10061 - CAB, IEEE 802.11b WiFi 2.4 GHz (DSSS, 11 Mbps); Frequency: 2412 MHz; Duty Cycle: 1:2.29034
Phantom section: RF Section
DASY5 Configuration:
- Probe: EF3DV3 - SN4041; ConvF(1, 1, 1) @ 2412 MHz; Calibrated: 3/18/2020
- Sensor-Surface: (Fix Surface)
- Electronics: DAE4 Sn1357; Calibrated: 2/20/2020
- Phantom: HAC Test Arch with AMCC; Type: SD HAC P01 BB
- Measurement SW: DASY52, Version 52.10 (4);SEMCAD X Version 14.6.14 (7483)

802.11b E-Field measurement/DSSS 11 Mbps_ch 1/Hearing Aid Compatibility Test (101x101x1): Interpolated grid: dx=0.5000 mm, dy=0.5000 mm

Device Reference Point: 0, 0, -6.3 mm
Reference Value = 63.80 V/m; Power Drift = 0.02 dB
Applied MIF = -2.02 dB
RF audio interference level = 32.00 dBV/m
Emission category: M3

MIF scaled E-field

Grid 1 **M4** **28.71 dBV/m**	Grid 2 **M4** **29.8 dBV/m**	Grid 3 **M4** **28.97 dBV/m**
Grid 4 **M3** **31.82 dBV/m**	Grid 5 **M3** **32 dBV/m**	Grid 6 **M3** **30.54 dBV/m**
Grid 7 **M2** **35.15 dBV/m**	Grid 8 **M2** **35.32 dBV/m**	Grid 9 **M3** **32.34 dBV/m**

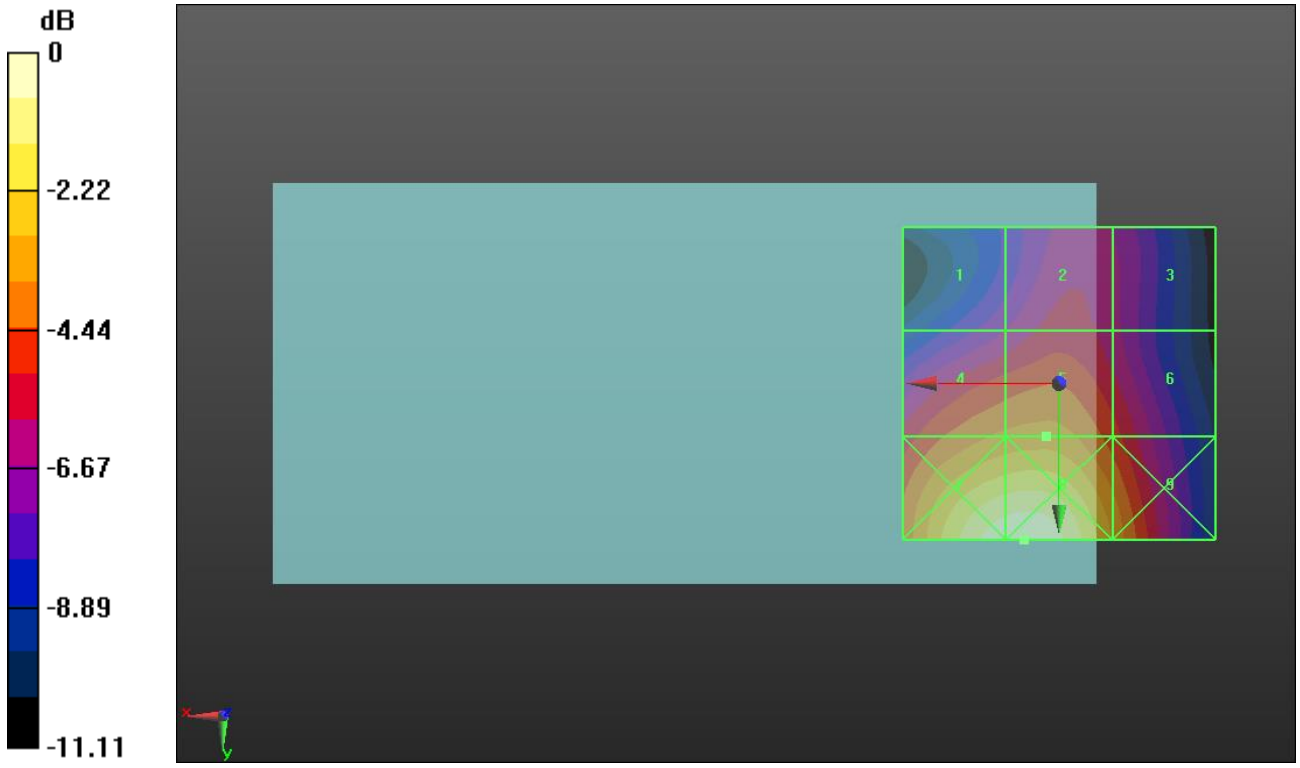

0 dB = 58.34 V/m = 35.32 dBV/m

Wi-Fi 2.4 GHz ANT 4

Communication System: UID 10061 - CAB, IEEE 802.11b WiFi 2.4 GHz (DSSS, 11 Mbps); Frequency: 2437 MHz; Duty Cycle: 1:2.29034
Phantom section: RF Section
DASY5 Configuration:
- Probe: EF3DV3 - SN4041; ConvF(1, 1, 1) @ 2437 MHz; Calibrated: 3/18/2020
- Sensor-Surface: (Fix Surface)
- Electronics: DAE4 Sn1357; Calibrated: 2/20/2020
- Phantom: HAC Test Arch with AMCC; Type: SD HAC P01 BB
- Measurement SW: DASY52, Version 52.10 (4);SEMCAD X Version 14.6.14 (7483)

802.11b E-Field measurement/DSSS 11 Mbps_ch 6/Hearing Aid Compatibility Test (101x101x1): Interpolated grid: dx=0.5000 mm, dy=0.5000 mm

Device Reference Point: 0, 0, -6.3 mm
Reference Value = 69.62 V/m; Power Drift = -0.01 dB
Applied MIF = -2.02 dB
RF audio interference level = 32.53 dBV/m
Emission category: M3

MIF scaled E-field

Grid 1 **M4** **29.77 dBV/m**	Grid 2 **M3** **30.79 dBV/m**	Grid 3 **M4** **29.94 dBV/m**
Grid 4 **M3** **32.31 dBV/m**	Grid 5 **M3** **32.53 dBV/m**	Grid 6 **M3** **31.18 dBV/m**
Grid 7 **M2** **35.56 dBV/m**	Grid 8 **M2** **35.76 dBV/m**	Grid 9 **M3** **33.19 dBV/m**

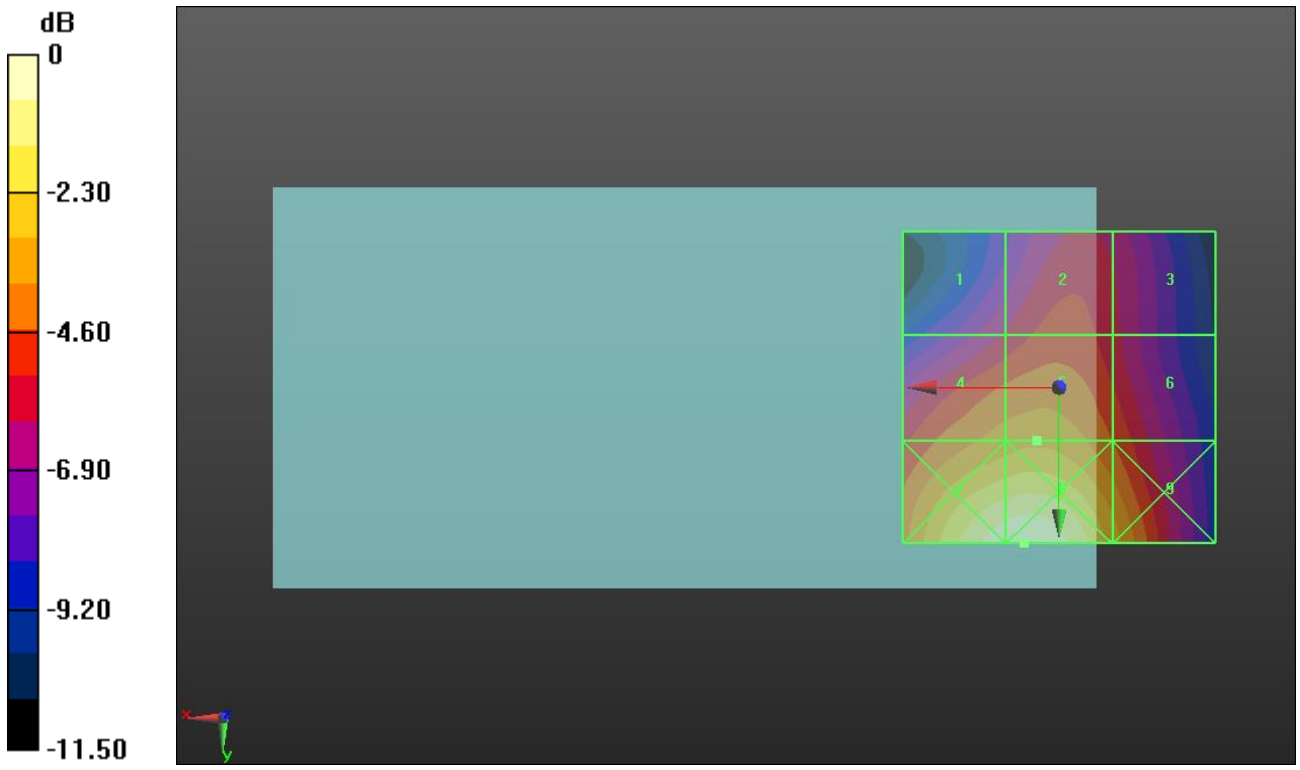

0 dB = 61.37 V/m = 35.76 dBV/m

Wi-Fi 2.4 GHz ANT 4

Communication System: UID 10061 - CAB, IEEE 802.11b WiFi 2.4 GHz (DSSS, 11 Mbps); Frequency: 2462 MHz; Duty Cycle: 1:2.29034
Phantom section: RF Section
DASY5 Configuration:
- Probe: EF3DV3 - SN4041; ConvF(1, 1, 1) @ 2462 MHz; Calibrated: 3/18/2020
- Sensor-Surface: (Fix Surface)
- Electronics: DAE4 Sn1357; Calibrated: 2/20/2020
- Phantom: HAC Test Arch with AMCC; Type: SD HAC P01 BB
- Measurement SW: DASY52, Version 52.10 (4);SEMCAD X Version 14.6.14 (7483)

802.11b E-Field measurement/DSSS 11 Mbps_ch 11/Hearing Aid Compatibility Test (101x101x1): Interpolated grid: dx=0.5000 mm, dy=0.5000 mm

Device Reference Point: 0, 0, -6.3 mm
Reference Value = 64.80 V/m; Power Drift = -0.03 dB
Applied MIF = -2.02 dB
RF audio interference level = 31.75 dBV/m
Emission category: M3

MIF scaled E-field

Grid 1 **M4** **29.15 dBV/m**	Grid 2 **M3** **30.25 dBV/m**	Grid 3 **M4** **29.37 dBV/m**
Grid 4 **M3** **31.62 dBV/m**	Grid 5 **M3** **31.75 dBV/m**	Grid 6 **M3** **30.42 dBV/m**
Grid 7 **M2** **35.06 dBV/m**	Grid 8 **M2** **35.2 dBV/m**	Grid 9 **M3** **33.02 dBV/m**

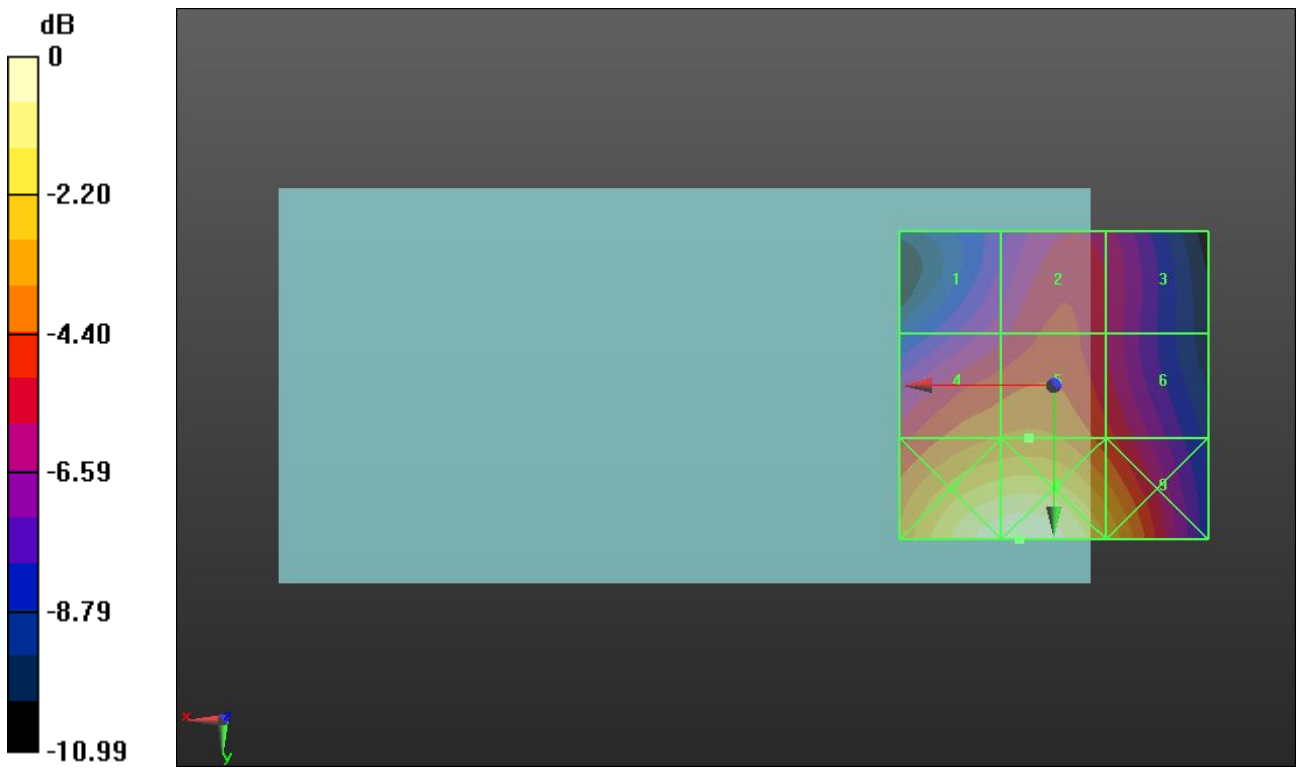

0 dB = 57.54 V/m = 35.20 dBV/m

Wi-Fi 2.4 GHz ANT 4

Communication System: UID 10077 - CAB, IEEE 802.11g WiFi 2.4 GHz (DSSS/OFDM, 54 Mbps); Frequency: 2412 MHz; Duty Cycle: 1:12.5777
Phantom section: RF Section
DASY5 Configuration:
- Probe: EF3DV3 - SN4041; ConvF(1, 1, 1) @ 2412 MHz; Calibrated: 3/18/2020
- Sensor-Surface: (Fix Surface)
- Electronics: DAE4 Sn1357; Calibrated: 2/20/2020
- Phantom: HAC Test Arch with AMCC; Type: SD HAC P01 BB
- Measurement SW: DASY52, Version 52.10 (4);SEMCAD X Version 14.6.14 (7483)

802.11g E-Field measurement/DSSS/OFDM, 54 Mbps_ch 1/Hearing Aid Compatibility Test (101x101x1): Interpolated grid: dx=0.5000 mm, dy=0.5000 mm

Device Reference Point: 0, 0, -6.3 mm
Reference Value = 59.33 V/m; Power Drift = -0.04 dB
Applied MIF = 0.12 dB
RF audio interference level = 33.52 dBV/m
Emission category: M3

MIF scaled E-field

Grid 1 **M3** **30.19 dBV/m**	Grid 2 **M3** **31.2 dBV/m**	Grid 3 **M3** **30.44 dBV/m**
Grid 4 **M3** **33.34 dBV/m**	Grid 5 **M3** **33.52 dBV/m**	Grid 6 **M3** **32.09 dBV/m**
Grid 7 **M2** **36.61 dBV/m**	Grid 8 **M2** **36.73 dBV/m**	Grid 9 **M3** **33.85 dBV/m**

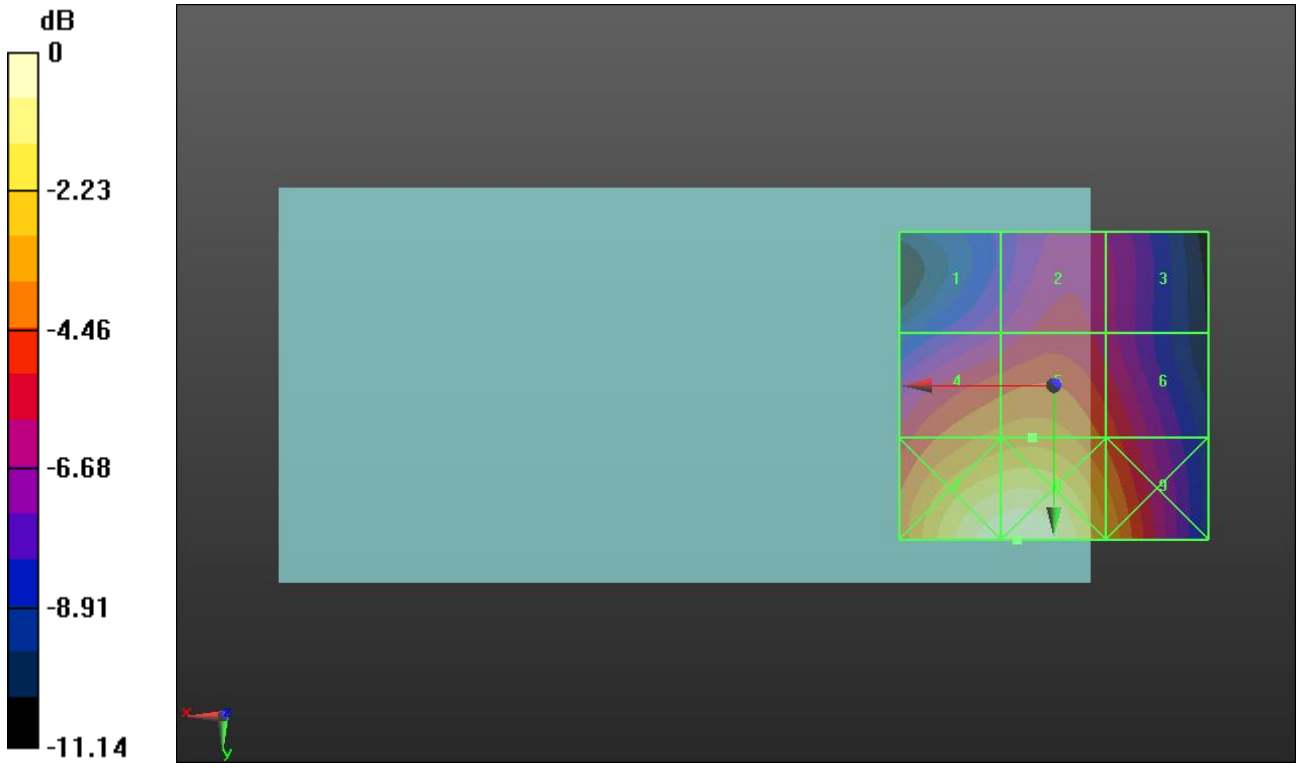

0 dB = 68.60 V/m = 36.73 dBV/m

Wi-Fi 2.4 GHz ANT 4

Communication System: UID 10077 - CAB, IEEE 802.11g WiFi 2.4 GHz (DSSS/OFDM, 54 Mbps); Frequency: 2437 MHz; Duty Cycle: 1:12.5777
Phantom section: RF Section
DASY5 Configuration:
- Probe: EF3DV3 - SN4041; ConvF(1, 1, 1) @ 2437 MHz; Calibrated: 3/18/2020
- Sensor-Surface: (Fix Surface)
- Electronics: DAE4 Sn1357; Calibrated: 2/20/2020
- Phantom: HAC Test Arch with AMCC; Type: SD HAC P01 BB
- Measurement SW: DASY52, Version 52.10 (4);SEMCAD X Version 14.6.14 (7483)

802.11g E-Field measurement/DSSS/OFDM, 54 Mbps_ch 6/Hearing Aid Compatibility Test (101x101x1): Interpolated grid: dx=0.5000 mm, dy=0.5000 mm

Device Reference Point: 0, 0, -6.3 mm
Reference Value = 63.11 V/m; Power Drift = 0.04 dB
Applied MIF = 0.12 dB
RF audio interference level = 33.91 dBV/m
Emission category: M3

MIF scaled E-field

Grid 1 **M3** **31.07 dBV/m**	Grid 2 **M3** **32.12 dBV/m**	Grid 3 **M3** **31.29 dBV/m**
Grid 4 **M3** **33.72 dBV/m**	Grid 5 **M3** **33.91 dBV/m**	Grid 6 **M3** **32.6 dBV/m**
Grid 7 **M2** **36.92 dBV/m**	Grid 8 **M2** **37.1 dBV/m**	Grid 9 **M3** **34.6 dBV/m**

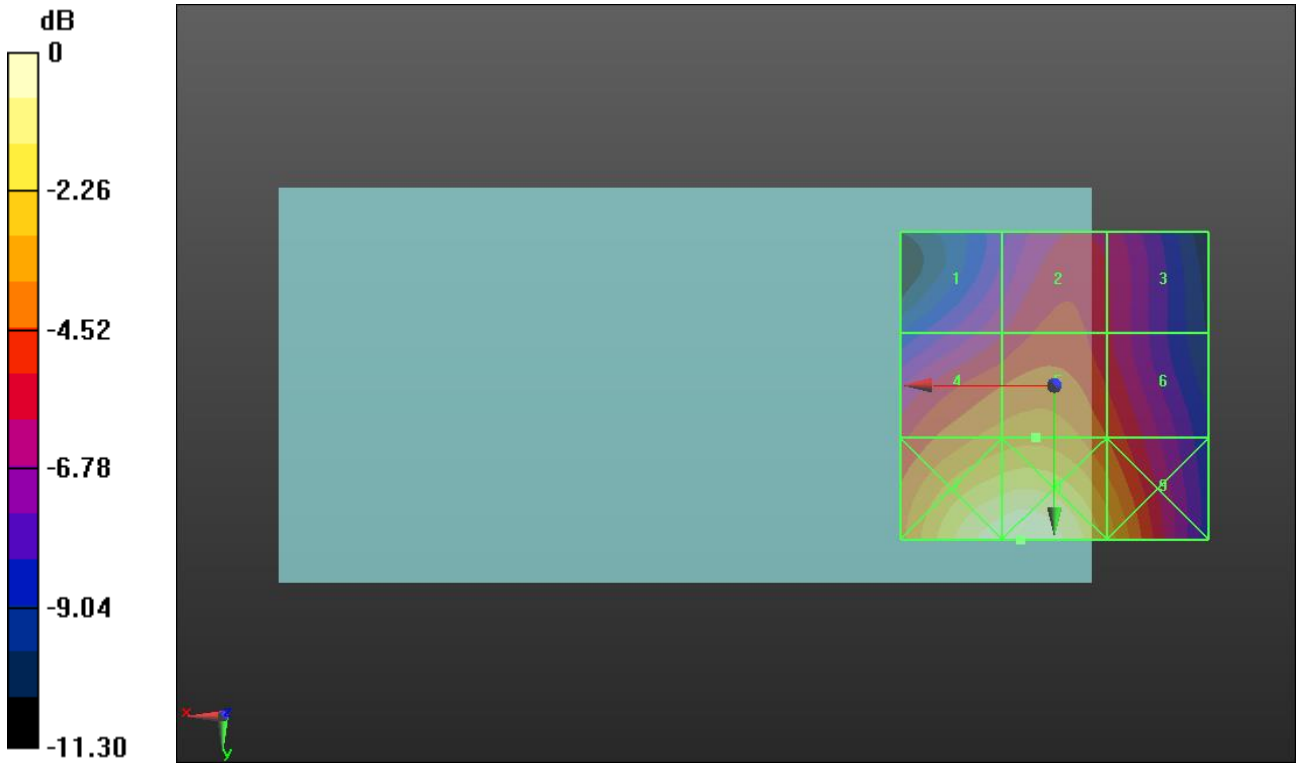

0 dB = 71.61 V/m = 37.10 dBV/m

Wi-Fi 2.4 GHz ANT 4

Communication System: UID 10077 - CAB, IEEE 802.11g WiFi 2.4 GHz (DSSS/OFDM, 54 Mbps); Frequency: 2462 MHz; Duty Cycle: 1:12.5777
Phantom section: RF Section
DASY5 Configuration:
- Probe: EF3DV3 - SN4041; ConvF(1, 1, 1) @ 2462 MHz; Calibrated: 3/18/2020
- Sensor-Surface: (Fix Surface)
- Electronics: DAE4 Sn1357; Calibrated: 2/20/2020
- Phantom: HAC Test Arch with AMCC; Type: SD HAC P01 BB
- Measurement SW: DASY52, Version 52.10 (4);SEMCAD X Version 14.6.14 (7483)

802.11g E-Field measurement/DSSS/OFDM, 54 Mbps_ch 11/Hearing Aid Compatibility Test (101x101x1): Interpolated grid: dx=0.5000 mm, dy=0.5000 mm

Device Reference Point: 0, 0, -6.3 mm
Reference Value = 58.88 V/m; Power Drift = -0.11 dB
Applied MIF = 0.12 dB
RF audio interference level = 33.01 dBV/m
Emission category: M3

MIF scaled E-field

Grid 1 **M3** **30.45 dBV/m**	Grid 2 **M3** **31.54 dBV/m**	Grid 3 **M3** **30.66 dBV/m**
Grid 4 **M3** **32.87 dBV/m**	Grid 5 **M3** **33.01 dBV/m**	Grid 6 **M3** **31.74 dBV/m**
Grid 7 **M2** **36.32 dBV/m**	Grid 8 **M2** **36.46 dBV/m**	Grid 9 **M3** **34.27 dBV/m**

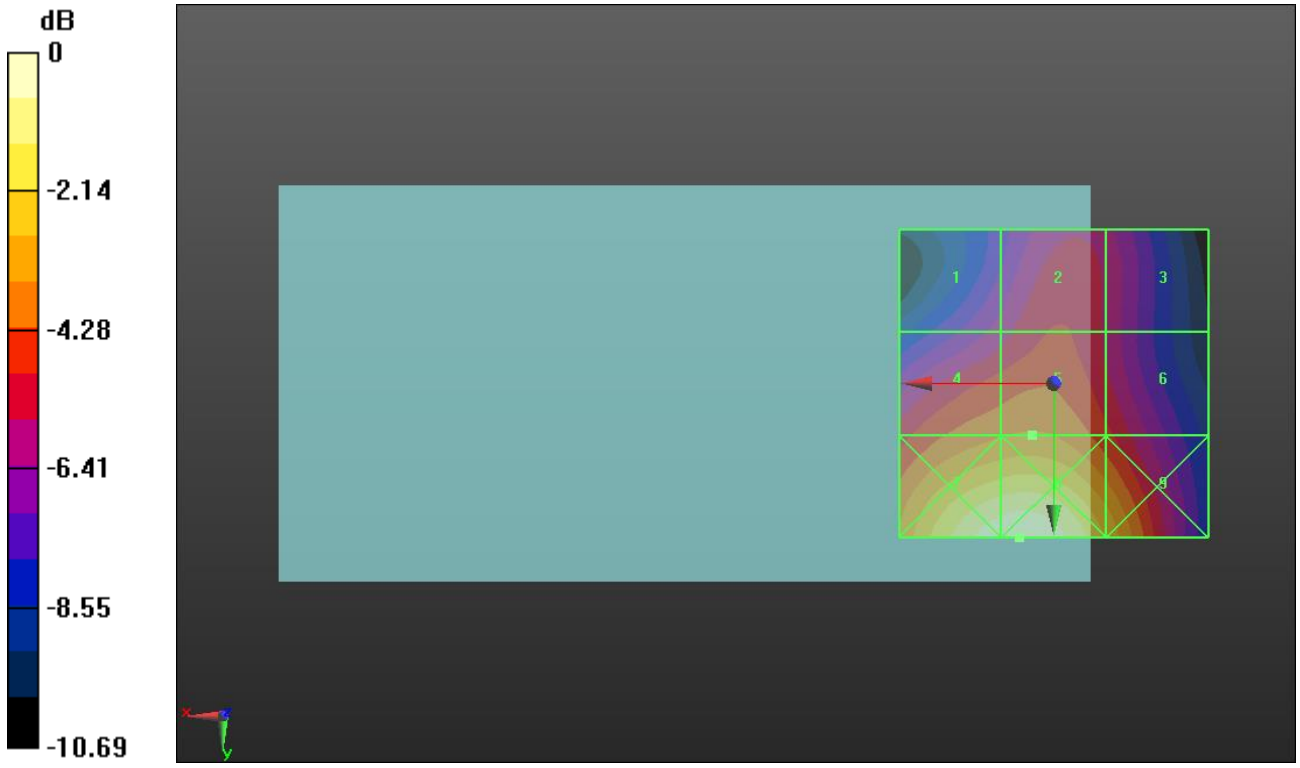

0 dB = 66.50 V/m = 36.46 dBV/m

Wi-Fi 5 GHz ANT 5

Communication System: UID 10069 - CAC, IEEE 802.11a/h WiFi 5 GHz (OFDM, 54 Mbps); Frequency: 5200 MHz; Duty Cycle: 1:11.3789
Phantom section: RF Section
DASY5 Configuration:
- Probe: EF3DV3 - SN4041; ConvF(1, 1, 1) @ 5200 MHz; Calibrated: 3/18/2020
- Sensor-Surface: (Fix Surface)
- Electronics: DAE4 Sn1357; Calibrated: 2/20/2020
- Phantom: HAC Test Arch with AMCC; Type: SD HAC P01 BB
- Measurement SW: DASY52, Version 52.10 (4);SEMCAD X Version 14.6.14 (7483)

802.11a (5.2 GHz) E-Field measurement/OFDM, 54 Mbps_ch 40/Hearing Aid Compatibility Test (101x101x1): Interpolated grid: dx=0.5000 mm, dy=0.5000 mm

Device Reference Point: 0, 0, -6.3 mm
Reference Value = 13.02 V/m; Power Drift = -0.01 dB
Applied MIF = -3.15 dB
RF audio interference level = 18.04 dBV/m
Emission category: M4

MIF scaled E-field

Grid 1 **M4** **20.82 dBV/m**	Grid 2 **M4** **17.8 dBV/m**	Grid 3 **M4** **17.71 dBV/m**
Grid 4 **M4** **18.05 dBV/m**	Grid 5 **M4** **18.04 dBV/m**	Grid 6 **M4** **16.55 dBV/m**
Grid 7 **M4** **18.02 dBV/m**	Grid 8 **M4** **17.95 dBV/m**	Grid 9 **M4** **15.28 dBV/m**



0 dB = 10.99 V/m = 20.82 dBV/m

Wi-Fi 5 GHz ANT 5

Communication System: UID 10069 - CAC, IEEE 802.11a/h WiFi 5 GHz (OFDM, 54 Mbps); Frequency: 5220 MHz; Duty Cycle: 1:11.3789
Phantom section: RF Section
DASY5 Configuration:
- Probe: EF3DV3 - SN4041; ConvF(1, 1, 1) @ 5220 MHz; Calibrated: 3/18/2020
- Sensor-Surface: (Fix Surface)
- Electronics: DAE4 Sn1357; Calibrated: 2/20/2020
- Phantom: HAC Test Arch with AMCC; Type: SD HAC P01 BB
- Measurement SW: DASY52, Version 52.10 (4);SEMCAD X Version 14.6.14 (7483)

802.11a (5.2 GHz) E-Field measurement/OFDM, 54 Mbps_ch 44/Hearing Aid Compatibility Test (101x101x1): Interpolated grid: dx=0.5000 mm, dy=0.5000 mm

Device Reference Point: 0, 0, -6.3 mm
Reference Value = 12.81 V/m; Power Drift = 0.12 dB
Applied MIF = -3.15 dB
RF audio interference level = 17.63 dBV/m
Emission category: M4

MIF scaled E-field

Grid 1 **M4** **21.05 dBV/m**	Grid 2 **M4** **17.63 dBV/m**	Grid 3 **M4** **17.58 dBV/m**
Grid 4 **M4** **17.42 dBV/m**	Grid 5 **M4** **17.42 dBV/m**	Grid 6 **M4** **16.32 dBV/m**
Grid 7 **M4** **18.83 dBV/m**	Grid 8 **M4** **17.26 dBV/m**	Grid 9 **M4** **15.93 dBV/m**



0 dB = 11.28 V/m = 21.05 dBV/m

Wi-Fi 5 GHz ANT 5

Communication System: UID 10069 - CAC, IEEE 802.11a/h WiFi 5 GHz (OFDM, 54 Mbps); Frequency: 5240 MHz; Duty Cycle: 1:11.3789
Phantom section: RF Section
DASY5 Configuration:
- Probe: EF3DV3 - SN4041; ConvF(1, 1, 1) @ 5240 MHz; Calibrated: 3/18/2020
- Sensor-Surface: (Fix Surface)
- Electronics: DAE4 Sn1357; Calibrated: 2/20/2020
- Phantom: HAC Test Arch with AMCC; Type: SD HAC P01 BB
- Measurement SW: DASY52, Version 52.10 (4);SEMCAD X Version 14.6.14 (7483)

802.11a (5.2 GHz) E-Field measurement/OFDM, 54 Mbps_ch 48/Hearing Aid Compatibility Test (101x101x1): Interpolated grid: dx=0.5000 mm, dy=0.5000 mm

Device Reference Point: 0, 0, -6.3 mm
Reference Value = 11.18 V/m; Power Drift = -0.03 dB
Applied MIF = -3.15 dB
RF audio interference level = 17.68 dBV/m
Emission category: M4

MIF scaled E-field

Grid 1 **M4** **20.74 dBV/m**	Grid 2 **M4** **17.68 dBV/m**	Grid 3 **M4** **17.64 dBV/m**
Grid 4 **M4** **16.69 dBV/m**	Grid 5 **M4** **16.74 dBV/m**	Grid 6 **M4** **15.74 dBV/m**
Grid 7 **M4** **18.54 dBV/m**	Grid 8 **M4** **16.62 dBV/m**	Grid 9 **M4** **14.68 dBV/m**



0 dB = 10.88 V/m = 20.73 dBV/m

Wi-Fi 5 GHz ANT 5

Communication System: UID 10069 - CAC, IEEE 802.11a/h WiFi 5 GHz (OFDM, 54 Mbps); Frequency: 5260 MHz; Duty Cycle: 1:11.3789
Phantom section: RF Section
DASY5 Configuration:
- Probe: EF3DV3 - SN4041; ConvF(1, 1, 1) @ 5260 MHz; Calibrated: 3/18/2020
- Sensor-Surface: (Fix Surface)
- Electronics: DAE4 Sn1357; Calibrated: 2/20/2020
- Phantom: HAC Test Arch with AMCC; Type: SD HAC P01 BB
- Measurement SW: DASY52, Version 52.10 (4);SEMCAD X Version 14.6.14 (7483)

802.11a (5.3 GHz) E-Field measurement/OFDM, 54 Mbps_ch 52/Hearing Aid Compatibility Test (101x101x1): Interpolated grid: dx=0.5000 mm, dy=0.5000 mm

Device Reference Point: 0, 0, -6.3 mm
Reference Value = 11.58 V/m; Power Drift = -0.00 dB
Applied MIF = -3.15 dB
RF audio interference level = 17.29 dBV/m
Emission category: M4

MIF scaled E-field

Grid 1 **M4** **20.84 dBV/m**	Grid 2 **M4** **17.29 dBV/m**	Grid 3 **M4** **17.09 dBV/m**
Grid 4 **M4** **17.13 dBV/m**	Grid 5 **M4** **17.13 dBV/m**	Grid 6 **M4** **16.31 dBV/m**
Grid 7 **M4** **18.32 dBV/m**	Grid 8 **M4** **17.07 dBV/m**	Grid 9 **M4** **15.84 dBV/m**



0 dB = 11.01 V/m = 20.84 dBV/m

Wi-Fi 5 GHz ANT 5

Communication System: UID 10069 - CAC, IEEE 802.11a/h WiFi 5 GHz (OFDM, 54 Mbps); Frequency: 5280 MHz; Duty Cycle: 1:11.3789
Phantom section: RF Section
DASY5 Configuration:
- Probe: EF3DV3 - SN4041; ConvF(1, 1, 1) @ 5280 MHz; Calibrated: 3/18/2020
- Sensor-Surface: (Fix Surface)
- Electronics: DAE4 Sn1357; Calibrated: 2/20/2020
- Phantom: HAC Test Arch with AMCC; Type: SD HAC P01 BB
- Measurement SW: DASY52, Version 52.10 (4);SEMCAD X Version 14.6.14 (7483)

802.11a (5.3 GHz) E-Field measurement/OFDM, 54 Mbps_ch 56/Hearing Aid Compatibility Test (101x101x1): Interpolated grid: dx=0.5000 mm, dy=0.5000 mm

Device Reference Point: 0, 0, -6.3 mm
Reference Value = 12.52 V/m; Power Drift = -0.11 dB
Applied MIF = -3.15 dB
RF audio interference level = 17.83 dBV/m
Emission category: M4

MIF scaled E-field

Grid 1 **M4** **21 dBV/m**	Grid 2 **M4** **17.83 dBV/m**	Grid 3 **M4** **16.59 dBV/m**
Grid 4 **M4** **16.47 dBV/m**	Grid 5 **M4** **16.48 dBV/m**	Grid 6 **M4** **16.47 dBV/m**
Grid 7 **M4** **18.28 dBV/m**	Grid 8 **M4** **16.47 dBV/m**	Grid 9 **M4** **15.83 dBV/m**



0 dB = 11.22 V/m = 21.00 dBV/m

Wi-Fi 5 GHz ANT 5

Communication System: UID 10069 - CAC, IEEE 802.11a/h WiFi 5 GHz (OFDM, 54 Mbps); Frequency: 5300 MHz; Duty Cycle: 1:11.3789
Phantom section: RF Section
DASY5 Configuration:
- Probe: EF3DV3 - SN4041; ConvF(1, 1, 1) @ 5300 MHz; Calibrated: 3/18/2020
- Sensor-Surface: (Fix Surface)
- Electronics: DAE4 Sn1357; Calibrated: 2/20/2020
- Phantom: HAC Test Arch with AMCC; Type: SD HAC P01 BB
- Measurement SW: DASY52, Version 52.10 (4);SEMCAD X Version 14.6.14 (7483)

802.11a (5.3 GHz) E-Field measurement/OFDM, 54 Mbps_ch 60/Hearing Aid Compatibility Test (101x101x1): Interpolated grid: dx=0.5000 mm, dy=0.5000 mm

Device Reference Point: 0, 0, -6.3 mm
Reference Value = 12.28 V/m; Power Drift = -0.15 dB
Applied MIF = -3.15 dB
RF audio interference level = 17.89 dBV/m
Emission category: M4

MIF scaled E-field

Grid 1 **M4** **20.95 dBV/m**	Grid 2 **M4** **17.89 dBV/m**	Grid 3 **M4** **16.9 dBV/m**
Grid 4 **M4** **16.73 dBV/m**	Grid 5 **M4** **16.75 dBV/m**	Grid 6 **M4** **16.32 dBV/m**
Grid 7 **M4** **18.64 dBV/m**	Grid 8 **M4** **16.88 dBV/m**	Grid 9 **M4** **15.93 dBV/m**



0 dB = 11.16 V/m = 20.95 dBV/m

Wi-Fi 5 GHz ANT 5

Communication System: UID 10069 - CAC, IEEE 802.11a/h WiFi 5 GHz (OFDM, 54 Mbps); Frequency: 5520 MHz; Duty Cycle: 1:11.3789
Phantom section: RF Section
DASY5 Configuration:
- Probe: EF3DV3 - SN4041; ConvF(1, 1, 1) @ 5520 MHz; Calibrated: 3/18/2020
- Sensor-Surface: (Fix Surface)
- Electronics: DAE4 Sn1357; Calibrated: 2/20/2020
- Phantom: HAC Test Arch with AMCC; Type: SD HAC P01 BB
- Measurement SW: DASY52, Version 52.10 (4);SEMCAD X Version 14.6.14 (7483)

802.11a (5.5 GHz) E-Field measurement/OFDM, 54 Mbps_ch 104/Hearing Aid Compatibility Test (101x101x1): Interpolated grid: dx=0.5000 mm, dy=0.5000 mm

Device Reference Point: 0, 0, -6.3 mm
Reference Value = 7.470 V/m; Power Drift = -0.09 dB
Applied MIF = -3.15 dB
RF audio interference level = 15.98 dBV/m
Emission category: M4

MIF scaled E-field

Grid 1 **M4** **17.42 dBV/m**	Grid 2 **M4** **17.12 dBV/m**	Grid 3 **M4** **16.86 dBV/m**
Grid 4 **M4** **15.98 dBV/m**	Grid 5 **M4** **14.67 dBV/m**	Grid 6 **M4** **12.56 dBV/m**
Grid 7 **M4** **15.12 dBV/m**	Grid 8 **M4** **13.54 dBV/m**	Grid 9 **M4** **12.41 dBV/m**



0 dB = 7.431 V/m = 17.42 dBV/m

Wi-Fi 5 GHz ANT 5

Communication System: UID 10069 - CAC, IEEE 802.11a/h WiFi 5 GHz (OFDM, 54 Mbps); Frequency: 5620 MHz; Duty Cycle: 1:11.3789
Phantom section: RF Section
DASY5 Configuration:
- Probe: EF3DV3 - SN4041; ConvF(1, 1, 1) @ 5620 MHz; Calibrated: 3/18/2020
- Sensor-Surface: (Fix Surface)
- Electronics: DAE4 Sn1357; Calibrated: 2/20/2020
- Phantom: HAC Test Arch with AMCC; Type: SD HAC P01 BB
- Measurement SW: DASY52, Version 52.10 (4);SEMCAD X Version 14.6.14 (7483)

802.11a (5.5 GHz) E-Field measurement/OFDM, 54 Mbps_ch 124/Hearing Aid Compatibility Test (101x101x1): Interpolated grid: dx=0.5000 mm, dy=0.5000 mm

Device Reference Point: 0, 0, -6.3 mm
Reference Value = 10.24 V/m; Power Drift = 0.28 dB
Applied MIF = -3.15 dB
RF audio interference level = 17.39 dBV/m
Emission category: M4

MIF scaled E-field

Grid 1 **M4** **16.9 dBV/m**	Grid 2 **M4** **17.72 dBV/m**	Grid 3 **M4** **17.62 dBV/m**
Grid 4 **M4** **17.33 dBV/m**	Grid 5 **M4** **16.47 dBV/m**	Grid 6 **M4** **13.34 dBV/m**
Grid 7 **M4** **17.39 dBV/m**	Grid 8 **M4** **14.08 dBV/m**	Grid 9 **M4** **14.1 dBV/m**

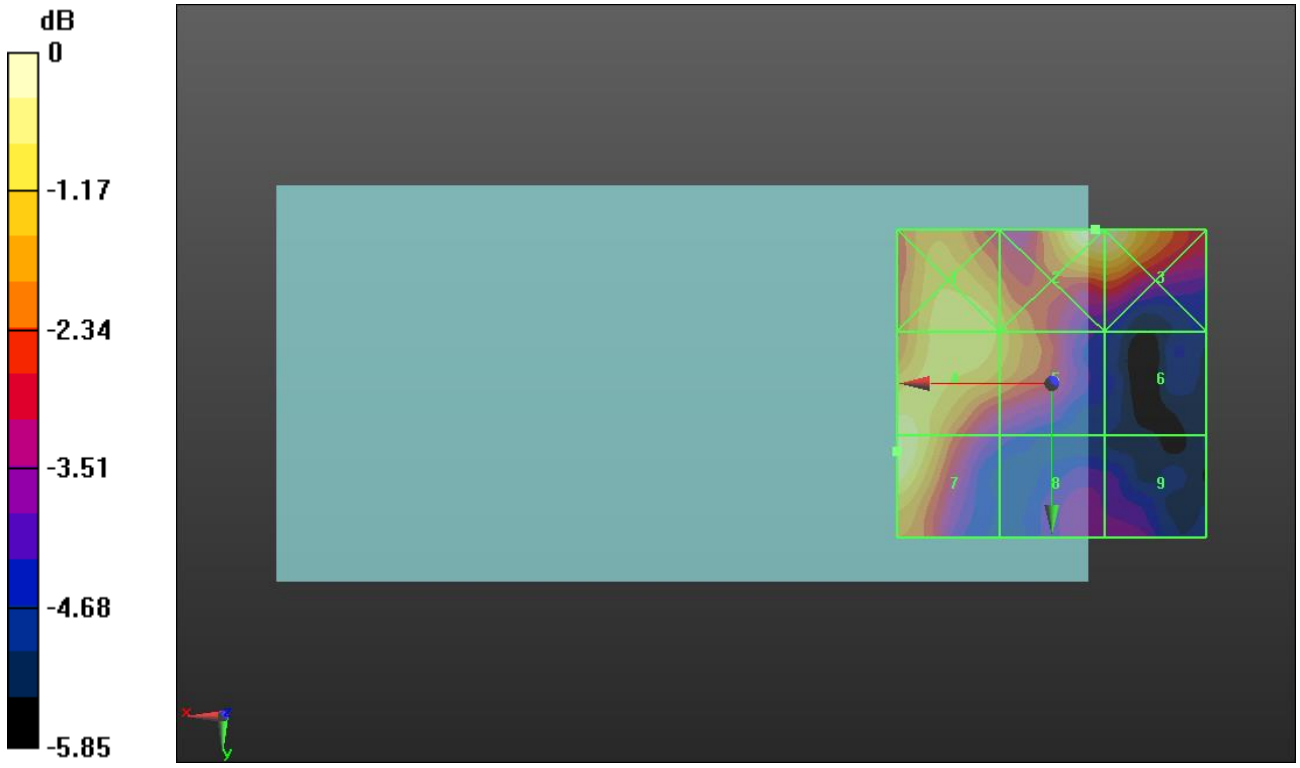

0 dB = 7.692 V/m = 17.72 dBV/m

Wi-Fi 5 GHz ANT 5

Communication System: UID 10069 - CAC, IEEE 802.11a/h WiFi 5 GHz (OFDM, 54 Mbps); Frequency: 5720 MHz; Duty Cycle: 1:11.3789
Phantom section: RF Section
DASY5 Configuration:
- Probe: EF3DV3 - SN4041; ConvF(1, 1, 1) @ 5720 MHz; Calibrated: 3/18/2020
- Sensor-Surface: (Fix Surface)
- Electronics: DAE4 Sn1357; Calibrated: 2/20/2020
- Phantom: HAC Test Arch with AMCC; Type: SD HAC P01 BB
- Measurement SW: DASY52, Version 52.10 (4);SEMCAD X Version 14.6.14 (7483)

802.11a (5.5 GHz) E-Field measurement/OFDM, 54 Mbps_ch 144/Hearing Aid Compatibility Test (101x101x1): Interpolated grid: dx=0.5000 mm, dy=0.5000 mm

Device Reference Point: 0, 0, -6.3 mm
Reference Value = 10.85 V/m; Power Drift = 0.00 dB
Applied MIF = -3.15 dB
RF audio interference level = 15.83 dBV/m
Emission category: M4

MIF scaled E-field

Grid 1 **M4** **15.44 dBV/m**	Grid 2 **M4** **15.83 dBV/m**	Grid 3 **M4** **15.76 dBV/m**
Grid 4 **M4** **16.98 dBV/m**	Grid 5 **M4** **15.38 dBV/m**	Grid 6 **M4** **13.54 dBV/m**
Grid 7 **M4** **17.06 dBV/m**	Grid 8 **M4** **13.18 dBV/m**	Grid 9 **M4** **12.71 dBV/m**



0 dB = 7.132 V/m = 17.06 dBV/m

Wi-Fi 5 GHz ANT 5

Communication System: UID 10069 - CAC, IEEE 802.11a/h WiFi 5 GHz (OFDM, 54 Mbps); Frequency: 5745 MHz; Duty Cycle: 1:11.3789
Phantom section: RF Section
DASY5 Configuration:
- Probe: EF3DV3 - SN4041; ConvF(1, 1, 1) @ 5745 MHz; Calibrated: 3/18/2020
- Sensor-Surface: (Fix Surface)
- Electronics: DAE4 Sn1357; Calibrated: 2/20/2020
- Phantom: HAC Test Arch with AMCC; Type: SD HAC P01 BB
- Measurement SW: DASY52, Version 52.10 (4);SEMCAD X Version 14.6.14 (7483)

802.11a (5.8 GHz) E-Field measurement/OFDM, 54 Mbps_ch 149/Hearing Aid Compatibility Test (101x101x1): Interpolated grid: dx=0.5000 mm, dy=0.5000 mm

Device Reference Point: 0, 0, -6.3 mm
Reference Value = 9.360 V/m; Power Drift = 0.69 dB
Applied MIF = -3.15 dB
RF audio interference level = 16.10 dBV/m
Emission category: M4

MIF scaled E-field

Grid 1 **M4** **15.54 dBV/m**	Grid 2 **M4** **16.1 dBV/m**	Grid 3 **M4** **15.85 dBV/m**
Grid 4 **M4** **16.04 dBV/m**	Grid 5 **M4** **15.04 dBV/m**	Grid 6 **M4** **12.79 dBV/m**
Grid 7 **M4** **16.18 dBV/m**	Grid 8 **M4** **13.39 dBV/m**	Grid 9 **M4** **12.13 dBV/m**



0 dB = 6.442 V/m = 16.18 dBV/m

Wi-Fi 5 GHz ANT 5

Communication System: UID 10069 - CAC, IEEE 802.11a/h WiFi 5 GHz (OFDM, 54 Mbps); Frequency: 5785 MHz; Duty Cycle: 1:11.3789
Phantom section: RF Section
DASY5 Configuration:
- Probe: EF3DV3 - SN4041; ConvF(1, 1, 1) @ 5785 MHz; Calibrated: 3/18/2020
- Sensor-Surface: (Fix Surface)
- Electronics: DAE4 Sn1357; Calibrated: 2/20/2020
- Phantom: HAC Test Arch with AMCC; Type: SD HAC P01 BB
- Measurement SW: DASY52, Version 52.10 (4);SEMCAD X Version 14.6.14 (7483)

802.11a (5.8 GHz) E-Field measurement/OFDM, 54 Mbps_ch 157/Hearing Aid Compatibility Test (101x101x1): Interpolated grid: dx=0.5000 mm, dy=0.5000 mm

Device Reference Point: 0, 0, -6.3 mm
Reference Value = 9.091 V/m; Power Drift = -0.02 dB
Applied MIF = -3.15 dB
RF audio interference level = 15.86 dBV/m
Emission category: M4

MIF scaled E-field

Grid 1 **M4** **15.35 dBV/m**	Grid 2 **M4** **15.86 dBV/m**	Grid 3 **M4** **15.75 dBV/m**
Grid 4 **M4** **15.79 dBV/m**	Grid 5 **M4** **14.51 dBV/m**	Grid 6 **M4** **14.33 dBV/m**
Grid 7 **M4** **15.87 dBV/m**	Grid 8 **M4** **13.39 dBV/m**	Grid 9 **M4** **12.74 dBV/m**



0 dB = 6.219 V/m = 15.87 dBV/m

Wi-Fi 5 GHz ANT 5

Communication System: UID 10069 - CAC, IEEE 802.11a/h WiFi 5 GHz (OFDM, 54 Mbps); Frequency: 5825 MHz; Duty Cycle: 1:11.3789
Phantom section: RF Section
DASY5 Configuration:
- Probe: EF3DV3 - SN4041; ConvF(1, 1, 1) @ 5825 MHz; Calibrated: 3/18/2020
- Sensor-Surface: (Fix Surface)
- Electronics: DAE4 Sn1357; Calibrated: 2/20/2020
- Phantom: HAC Test Arch with AMCC; Type: SD HAC P01 BB
- Measurement SW: DASY52, Version 52.10 (4);SEMCAD X Version 14.6.14 (7483)

802.11a (5.8 GHz) E-Field measurement/OFDM, 54 Mbps_ch 165/Hearing Aid Compatibility Test (101x101x1): Interpolated grid: dx=0.5000 mm, dy=0.5000 mm

Device Reference Point: 0, 0, -6.3 mm
Reference Value = 9.098 V/m; Power Drift = 0.59 dB
Applied MIF = -3.15 dB
RF audio interference level = 15.82 dBV/m
Emission category: M4

MIF scaled E-field

Grid 1 **M4** **15.24 dBV/m**	Grid 2 **M4** **15.82 dBV/m**	Grid 3 **M4** **15.8 dBV/m**
Grid 4 **M4** **15.99 dBV/m**	Grid 5 **M4** **14.45 dBV/m**	Grid 6 **M4** **13.84 dBV/m**
Grid 7 **M4** **16.19 dBV/m**	Grid 8 **M4** **13.07 dBV/m**	Grid 9 **M4** **12.63 dBV/m**



0 dB = 6.448 V/m = 16.19 dBV/m

LTE Band 48 ANT 7

Communication System: UID 10173 - CAG, LTE-TDD (SC-FDMA, 1 RB, 20 MHz, 16-QAM); Frequency: 3560 MHz; Duty Cycle: 1:8.8736
Phantom section: RF Section
DASY5 Configuration:
- Probe: EF3DV3 - SN4041; ConvF(1, 1, 1) @ 3560 MHz; Calibrated: 3/18/2020
- Sensor-Surface: (Fix Surface)
- Electronics: DAE4 Sn1357; Calibrated: 2/20/2020
- Phantom: HAC Test Arch with AMCC; Type: SD HAC P01 BB
- Measurement SW: DASY52, Version 52.10 (4);SEMCAD X Version 14.6.14 (7483)

LTE Band 48 E-Field measurement/SC-FDMA 1RB 20 MHz 16QAM Ch. 55340/Hearing Aid Compatibility Test (101x101x1): Interpolated grid: dx=0.5000 mm, dy=0.5000 mm

Device Reference Point: 0, 0, -6.3 mm
Reference Value = 12.79 V/m; Power Drift = 0.11 dB
Applied MIF = -1.44 dB
RF audio interference level = 23.22 dBV/m
Emission category: M4

MIF scaled E-field

Grid 1 **M4** **19.2 dBV/m**	Grid 2 **M4** **18.83 dBV/m**	Grid 3 **M4** **18.98 dBV/m**
Grid 4 **M4** **23.04 dBV/m**	Grid 5 **M4** **23 dBV/m**	Grid 6 **M4** **23.22 dBV/m**
Grid 7 **M4** **26.38 dBV/m**	Grid 8 **M4** **25.26 dBV/m**	Grid 9 **M4** **25.27 dBV/m**



0 dB = 20.86 V/m = 26.39 dBV/m

LTE Band 48 ANT 7

Communication System: UID 10173 - CAG, LTE-TDD (SC-FDMA, 1 RB, 20 MHz, 16-QAM); Frequency: 3603.3 MHz; Duty Cycle: 1:8.8736
Phantom section: RF Section
DASY5 Configuration:
- Probe: EF3DV3 - SN4041; ConvF(1, 1, 1) @ 3603.3 MHz; Calibrated: 3/18/2020
- Sensor-Surface: (Fix Surface)
- Electronics: DAE4 Sn1357; Calibrated: 2/20/2020
- Phantom: HAC Test Arch with AMCC; Type: SD HAC P01 BB
- Measurement SW: DASY52, Version 52.10 (4);SEMCAD X Version 14.6.14 (7483)

LTE Band 48 E-Field measurement/SC-FDMA 1RB 20 MHz 16QAM Ch. 55773/Hearing Aid Compatibility Test (101x101x1): Interpolated grid: dx=0.5000 mm, dy=0.5000 mm

Device Reference Point: 0, 0, -6.3 mm
Reference Value = 10.53 V/m; Power Drift = 0.17 dB
Applied MIF = -1.44 dB
RF audio interference level = 23.14 dBV/m

Emission category: M4

MIF scaled E-field

Grid 1 **M4** **19.77 dBV/m**	Grid 2 **M4** **18.54 dBV/m**	Grid 3 **M4** **18.66 dBV/m**
Grid 4 **M4** **22.67 dBV/m**	Grid 5 **M4** **22.54 dBV/m**	Grid 6 **M4** **23.14 dBV/m**
Grid 7 **M4** **26.13 dBV/m**	Grid 8 **M4** **24.57 dBV/m**	Grid 9 **M4** **24.98 dBV/m**

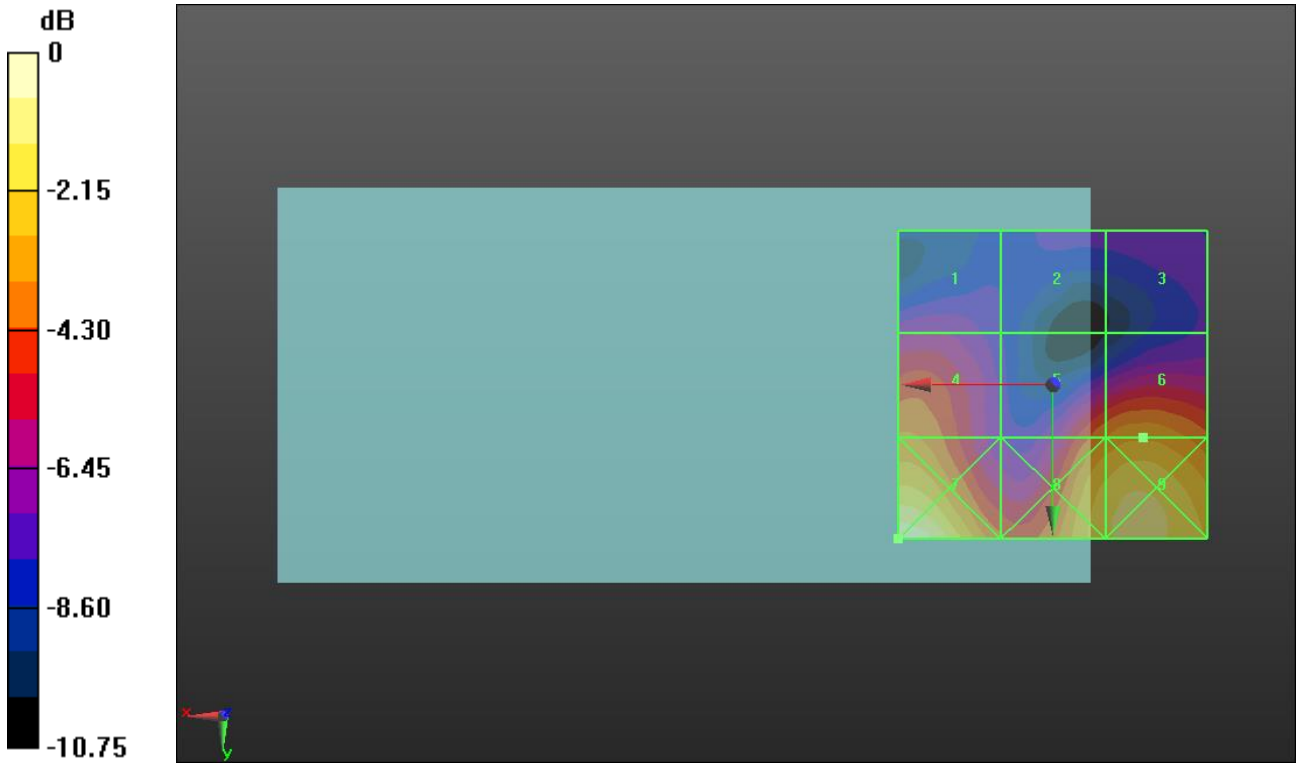

0 dB = 20.25 V/m = 26.13 dBV/m

LTE Band 48 ANT 7

Communication System: UID 10173 - CAG, LTE-TDD (SC-FDMA, 1 RB, 20 MHz, 16-QAM); Frequency: 3646.7 MHz; Duty Cycle: 1:8.8736
Phantom section: RF Section
DASY5 Configuration:
- Probe: EF3DV3 - SN4041; ConvF(1, 1, 1) @ 3646.7 MHz; Calibrated: 3/18/2020
- Sensor-Surface: (Fix Surface)
- Electronics: DAE4 Sn1357; Calibrated: 2/20/2020
- Phantom: HAC Test Arch with AMCC; Type: SD HAC P01 BB
- Measurement SW: DASY52, Version 52.10 (4);SEMCAD X Version 14.6.14 (7483)

LTE Band 48 E-Field measurement/SC-FDMA 1RB 20 MHz 16QAM Ch. 56207/Hearing Aid Compatibility Test (101x101x1): Interpolated grid: dx=0.5000 mm, dy=0.5000 mm

Device Reference Point: 0, 0, -6.3 mm
Reference Value = 11.62 V/m; Power Drift = 0.14 dB
Applied MIF = -1.44 dB
RF audio interference level = 22.65 dBV/m
Emission category: M4

MIF scaled E-field

Grid 1 **M4** **19.05 dBV/m**	Grid 2 **M4** **18.7 dBV/m**	Grid 3 **M4** **17.44 dBV/m**
Grid 4 **M4** **21.6 dBV/m**	Grid 5 **M4** **22.28 dBV/m**	Grid 6 **M4** **22.65 dBV/m**
Grid 7 **M4** **25.07 dBV/m**	Grid 8 **M4** **24.32 dBV/m**	Grid 9 **M4** **24.58 dBV/m**

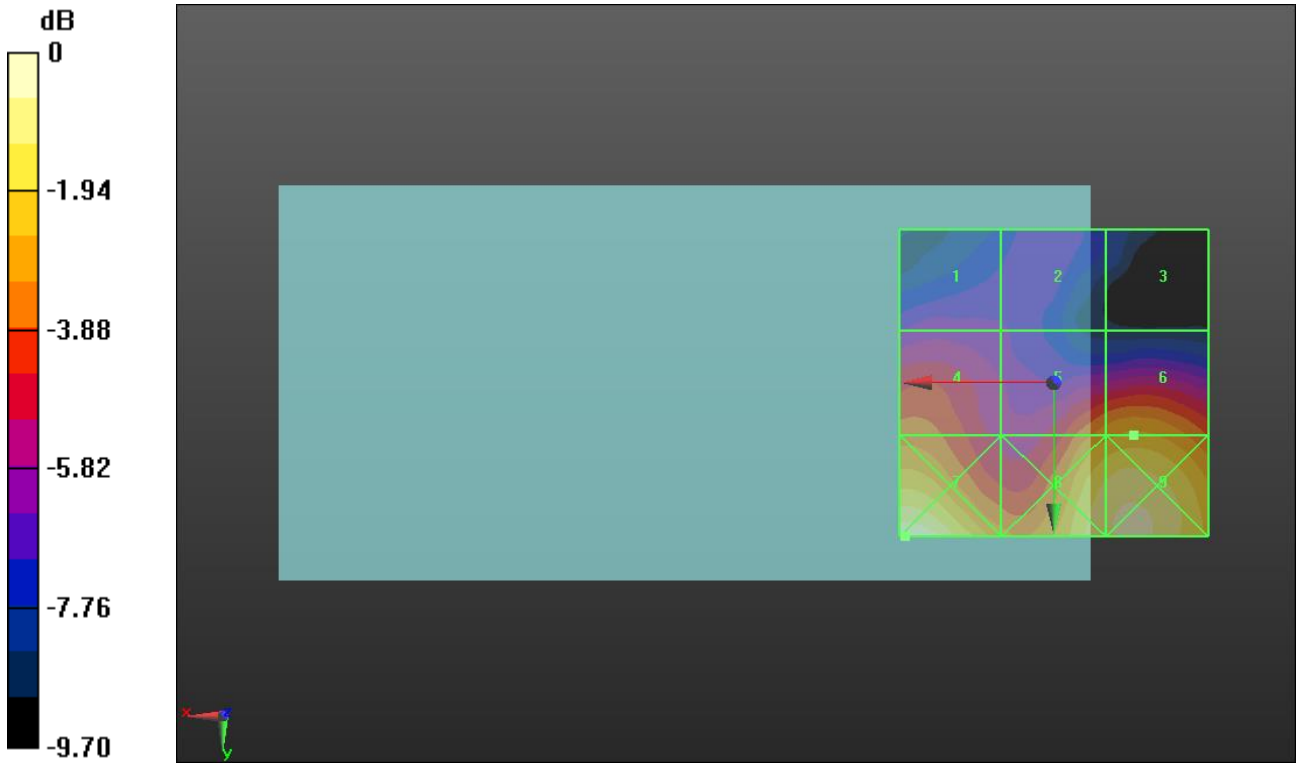

0 dB = 17.93 V/m = 25.07 dBV/m

LTE Band 48 ANT 7

Communication System: UID 10173 - CAG, LTE-TDD (SC-FDMA, 1 RB, 20 MHz, 16-QAM); Frequency: 3690 MHz; Duty Cycle: 1:8.8736
Phantom section: RF Section
DASY5 Configuration:
- Probe: EF3DV3 - SN4041; ConvF(1, 1, 1) @ 3690 MHz; Calibrated: 3/18/2020
- Sensor-Surface: (Fix Surface)
- Electronics: DAE4 Sn1357; Calibrated: 2/20/2020
- Phantom: HAC Test Arch with AMCC; Type: SD HAC P01 BB
- Measurement SW: DASY52, Version 52.10 (4);SEMCAD X Version 14.6.14 (7483)

LTE Band 48 E-Field measurement/SC-FDMA 1RB 20 MHz 16QAM Ch. 56640/Hearing Aid Compatibility Test (101x101x1): Interpolated grid: dx=0.5000 mm, dy=0.5000 mm

Device Reference Point: 0, 0, -6.3 mm
Reference Value = 10.55 V/m; Power Drift = -0.17 dB
Applied MIF = -1.44 dB
RF audio interference level = 21.95 dBV/m
Emission category: M4

MIF scaled E-field

Grid 1 **M4** **19.83 dBV/m**	Grid 2 **M4** **19.13 dBV/m**	Grid 3 **M4** **17.51 dBV/m**
Grid 4 **M4** **21.49 dBV/m**	Grid 5 **M4** **21.38 dBV/m**	Grid 6 **M4** **21.95 dBV/m**
Grid 7 **M4** **24.04 dBV/m**	Grid 8 **M4** **23.33 dBV/m**	Grid 9 **M4** **23.65 dBV/m**

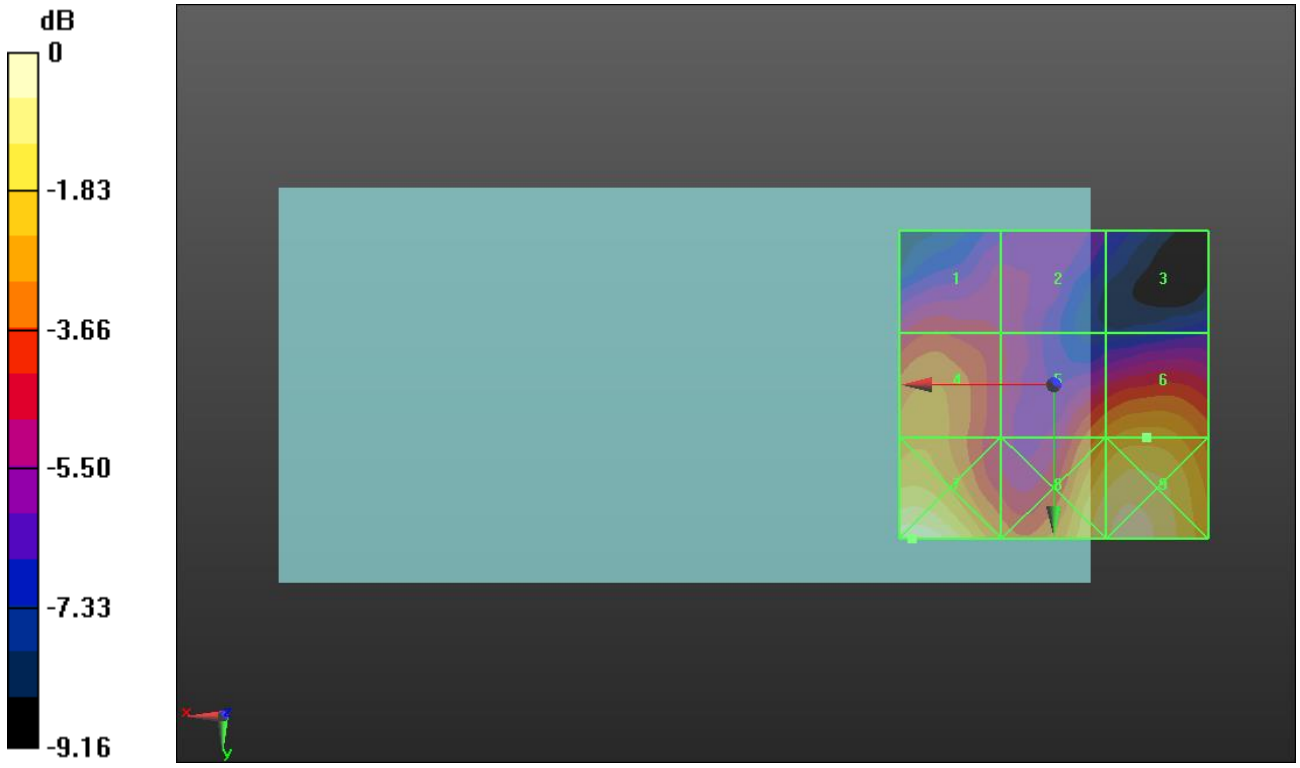

0 dB = 15.93 V/m = 24.04 dBV/m

LTE Band 48 ANT 8

Communication System: UID 10173 - CAG, LTE-TDD (SC-FDMA, 1 RB, 20 MHz, 16-QAM); Frequency: 3560 MHz; Duty Cycle: 1:8.8736
Phantom section: RF Section
DASY5 Configuration:
- Probe: EF3DV3 - SN4041; ConvF(1, 1, 1) @ 3560 MHz; Calibrated: 3/18/2020
- Sensor-Surface: (Fix Surface)
- Electronics: DAE4 Sn1357; Calibrated: 2/20/2020
- Phantom: HAC Test Arch with AMCC; Type: SD HAC P01 BB
- Measurement SW: DASY52, Version 52.10 (4);SEMCAD X Version 14.6.14 (7483)

LTE Band 48 E-Field measurement/SC-FDMA 1RB 20 MHz 16QAM Ch. 55340/Hearing Aid Compatibility Test (101x101x1): Interpolated grid: dx=0.5000 mm, dy=0.5000 mm

Device Reference Point: 0, 0, -6.3 mm
Reference Value = 28.20 V/m; Power Drift = -0.04 dB
Applied MIF = -1.44 dB
RF audio interference level = 25.90 dBV/m
Emission category: M4

MIF scaled E-field

Grid 1 **M4** **27.56 dBV/m**	Grid 2 **M4** **27.73 dBV/m**	Grid 3 **M4** **26.61 dBV/m**
Grid 4 **M4** **21.73 dBV/m**	Grid 5 **M4** **25.77 dBV/m**	Grid 6 **M4** **25.9 dBV/m**
Grid 7 **M4** **20.57 dBV/m**	Grid 8 **M4** **24.1 dBV/m**	Grid 9 **M4** **24.16 dBV/m**

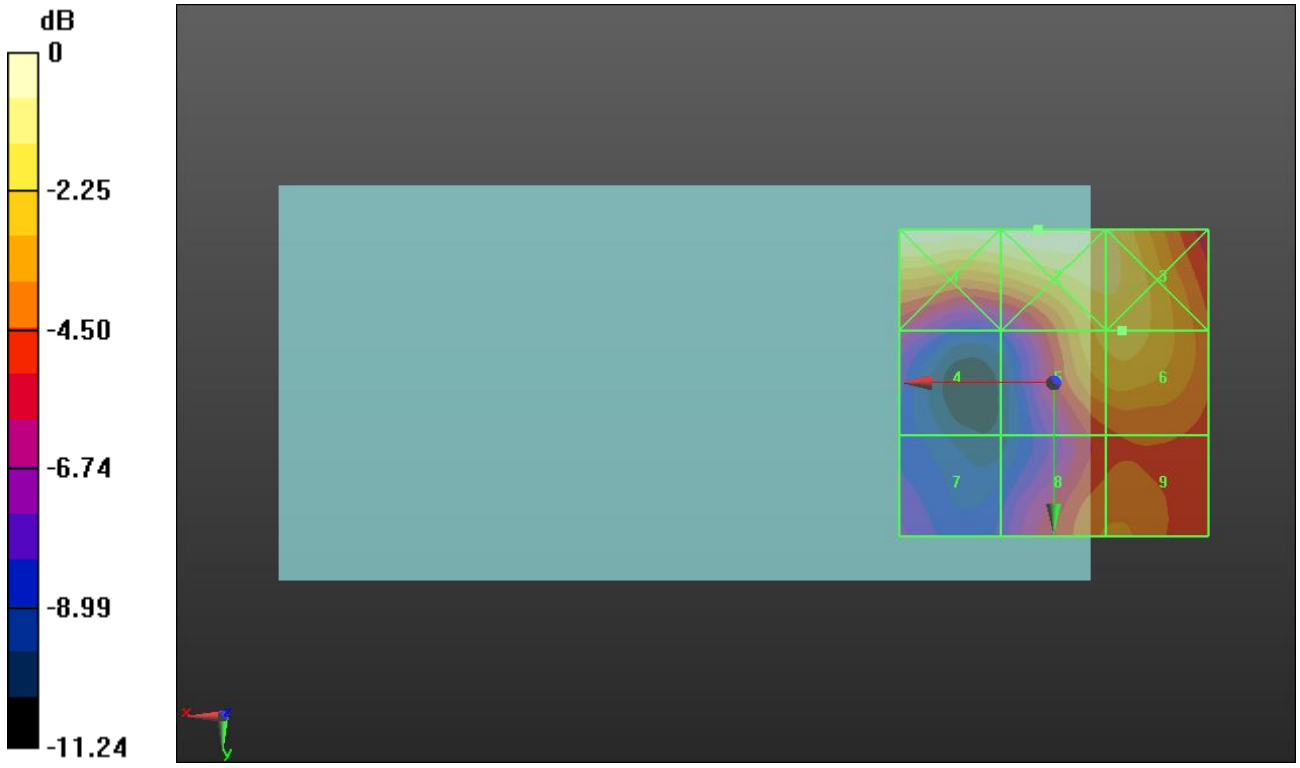

0 dB = 24.36 V/m = 27.73 dBV/m

LTE Band 48 ANT 8

Communication System: UID 10173 - CAG, LTE-TDD (SC-FDMA, 1 RB, 20 MHz, 16-QAM); Frequency: 3603.3 MHz; Duty Cycle: 1:8.8736
Phantom section: RF Section
DASY5 Configuration:
- Probe: EF3DV3 - SN4041; ConvF(1, 1, 1) @ 3603.3 MHz; Calibrated: 3/18/2020
- Sensor-Surface: (Fix Surface)
- Electronics: DAE4 Sn1357; Calibrated: 2/20/2020
- Phantom: HAC Test Arch with AMCC; Type: SD HAC P01 BB
- Measurement SW: DASY52, Version 52.10 (4);SEMCAD X Version 14.6.14 (7483)

LTE Band 48 E-Field measurement/SC-FDMA 1RB 20 MHz 16QAM Ch. 55773/Hearing Aid Compatibility Test (101x101x1): Interpolated grid: dx=0.5000 mm, dy=0.5000 mm

Device Reference Point: 0, 0, -6.3 mm
Reference Value = 30.41 V/m; Power Drift = -0.04 dB
Applied MIF = -1.44 dB
RF audio interference level = 25.67 dBV/m
Emission category: M4

MIF scaled E-field

Grid 1 **M4** **27.47 dBV/m**	Grid 2 **M4** **27.57 dBV/m**	Grid 3 **M4** **26.14 dBV/m**
Grid 4 **M4** **20.94 dBV/m**	Grid 5 **M4** **25.62 dBV/m**	Grid 6 **M4** **25.67 dBV/m**
Grid 7 **M4** **21.08 dBV/m**	Grid 8 **M4** **23.53 dBV/m**	Grid 9 **M4** **23.62 dBV/m**

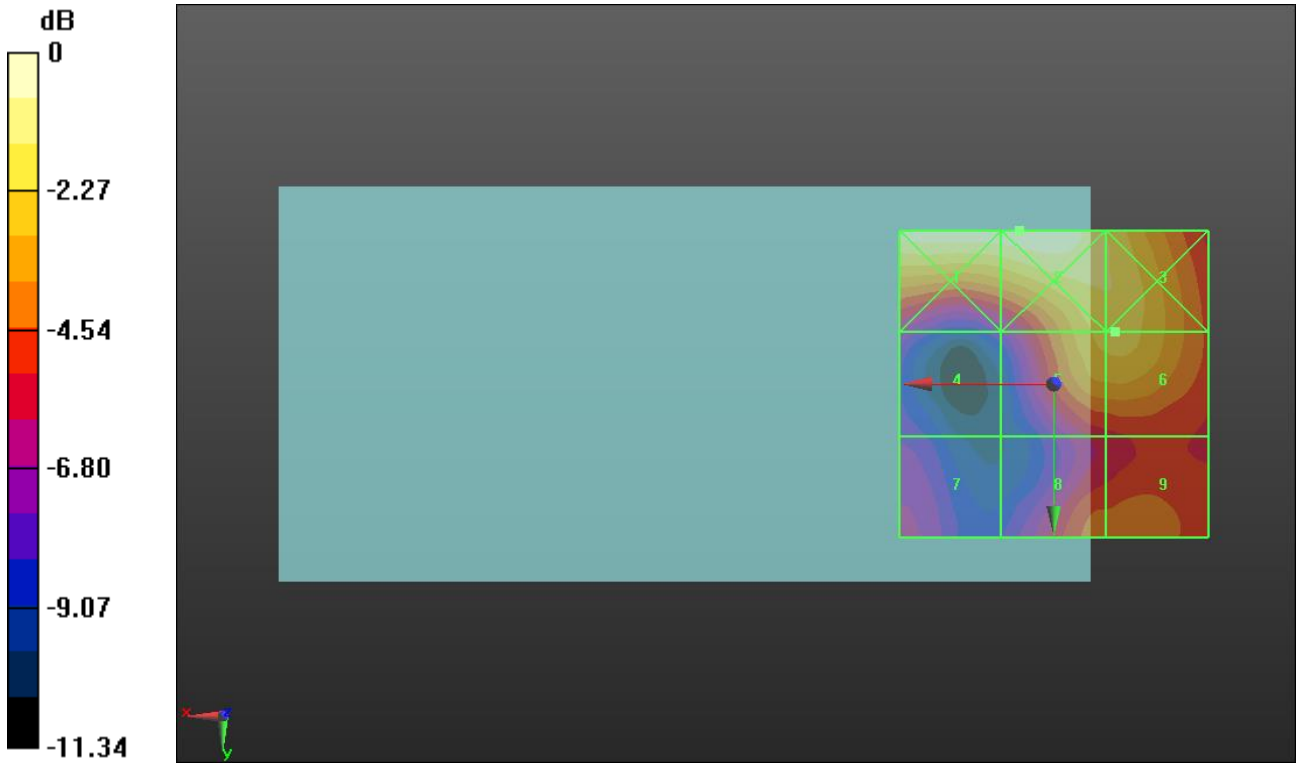

0 dB = 23.91 V/m = 27.57 dBV/m

LTE Band 48 ANT 8

Communication System: UID 10173 - CAG, LTE-TDD (SC-FDMA, 1 RB, 20 MHz, 16-QAM); Frequency: 3646.7 MHz; Duty Cycle: 1:8.8736
Phantom section: RF Section
DASY5 Configuration:
- Probe: EF3DV3 - SN4041; ConvF(1, 1, 1) @ 3646.7 MHz; Calibrated: 3/18/2020
- Sensor-Surface: (Fix Surface)
- Electronics: DAE4 Sn1357; Calibrated: 2/20/2020
- Phantom: HAC Test Arch with AMCC; Type: SD HAC P01 BB
- Measurement SW: DASY52, Version 52.10 (4);SEMCAD X Version 14.6.14 (7483)

LTE Band 48 E-Field measurement/SC-FDMA 1RB 20 MHz 16QAM Ch. 56207/Hearing Aid Compatibility Test (101x101x1): Interpolated grid: dx=0.5000 mm, dy=0.5000 mm

Device Reference Point: 0, 0, -6.3 mm
Reference Value = 29.57 V/m; Power Drift = -0.10 dB
Applied MIF = -1.44 dB
RF audio interference level = 26.07 dBV/m
Emission category: M4

MIF scaled E-field

Grid 1 **M4** **26.94 dBV/m**	Grid 2 **M4** **26.98 dBV/m**	Grid 3 **M4** **26.01 dBV/m**
Grid 4 **M4** **21.13 dBV/m**	Grid 5 **M4** **25.91 dBV/m**	Grid 6 **M4** **26.07 dBV/m**
Grid 7 **M4** **19.45 dBV/m**	Grid 8 **M4** **23.28 dBV/m**	Grid 9 **M4** **23.56 dBV/m**

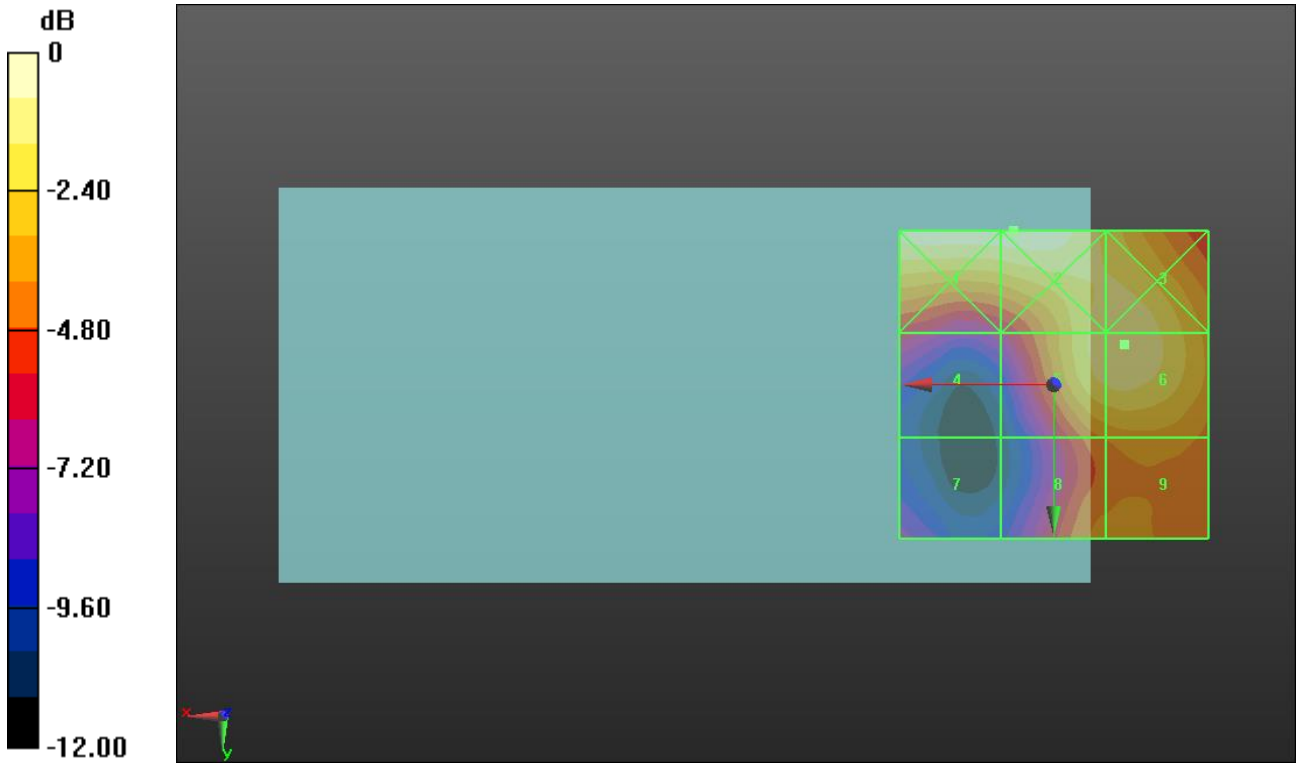

0 dB = 22.33 V/m = 26.98 dBV/m

LTE Band 48 ANT 8

Communication System: UID 10173 - CAG, LTE-TDD (SC-FDMA, 1 RB, 20 MHz, 16-QAM); Frequency: 3690 MHz; Duty Cycle: 1:8.8736
Phantom section: RF Section
DASY5 Configuration:
- Probe: EF3DV3 - SN4041; ConvF(1, 1, 1) @ 3690 MHz; Calibrated: 3/18/2020
- Sensor-Surface: (Fix Surface)
- Electronics: DAE4 Sn1357; Calibrated: 2/20/2020
- Phantom: HAC Test Arch with AMCC; Type: SD HAC P01 BB
- Measurement SW: DASY52, Version 52.10 (4);SEMCAD X Version 14.6.14 (7483)

LTE Band 48 E-Field measurement/SC-FDMA 1RB 20 MHz 16QAM Ch. 56640/Hearing Aid Compatibility Test (101x101x1): Interpolated grid: dx=0.5000 mm, dy=0.5000 mm

Device Reference Point: 0, 0, -6.3 mm
Reference Value = 27.42 V/m; Power Drift = 0.01 dB
Applied MIF = -1.44 dB
RF audio interference level = 25.11 dBV/m
Emission category: M4

MIF scaled E-field

Grid 1 **M4** **27.2 dBV/m**	Grid 2 **M4** **26.28 dBV/m**	Grid 3 **M4** **25.03 dBV/m**
Grid 4 **M4** **20.88 dBV/m**	Grid 5 **M4** **25.09 dBV/m**	Grid 6 **M4** **25.11 dBV/m**
Grid 7 **M4** **19.23 dBV/m**	Grid 8 **M4** **23.75 dBV/m**	Grid 9 **M4** **23.78 dBV/m**



0 dB = 22.90 V/m = 27.20 dBV/m

LTE Band 48 ANT 9

Communication System: UID 10173 - CAG, LTE-TDD (SC-FDMA, 1 RB, 20 MHz, 16-QAM); Frequency: 3560 MHz; Duty Cycle: 1:8.8736
Phantom section: RF Section
DASY5 Configuration:
- Probe: EF3DV3 - SN4041; ConvF(1, 1, 1) @ 3560 MHz; Calibrated: 3/18/2020
- Sensor-Surface: (Fix Surface)
- Electronics: DAE4 Sn1357; Calibrated: 2/20/2020
- Phantom: HAC Test Arch with AMCC; Type: SD HAC P01 BB
- Measurement SW: DASY52, Version 52.10 (4);SEMCAD X Version 14.6.14 (7483)

LTE Band 48 E-Field measurement/SC-FDMA 1RB 20 MHz 16QAM Ch. 55340/Hearing Aid Compatibility Test (101x101x1): Interpolated grid: dx=0.5000 mm, dy=0.5000 mm

Device Reference Point: 0, 0, -6.3 mm
Reference Value = 14.04 V/m; Power Drift = 0.01 dB
Applied MIF = -1.44 dB
RF audio interference level = 20.77 dBV/m
Emission category: M4

MIF scaled E-field

Grid 1 **M4** **23.7 dBV/m**	Grid 2 **M4** **23.4 dBV/m**	Grid 3 **M4** **22.25 dBV/m**
Grid 4 **M4** **19.37 dBV/m**	Grid 5 **M4** **20.44 dBV/m**	Grid 6 **M4** **20.77 dBV/m**
Grid 7 **M4** **20.15 dBV/m**	Grid 8 **M4** **18.68 dBV/m**	Grid 9 **M4** **17.7 dBV/m**

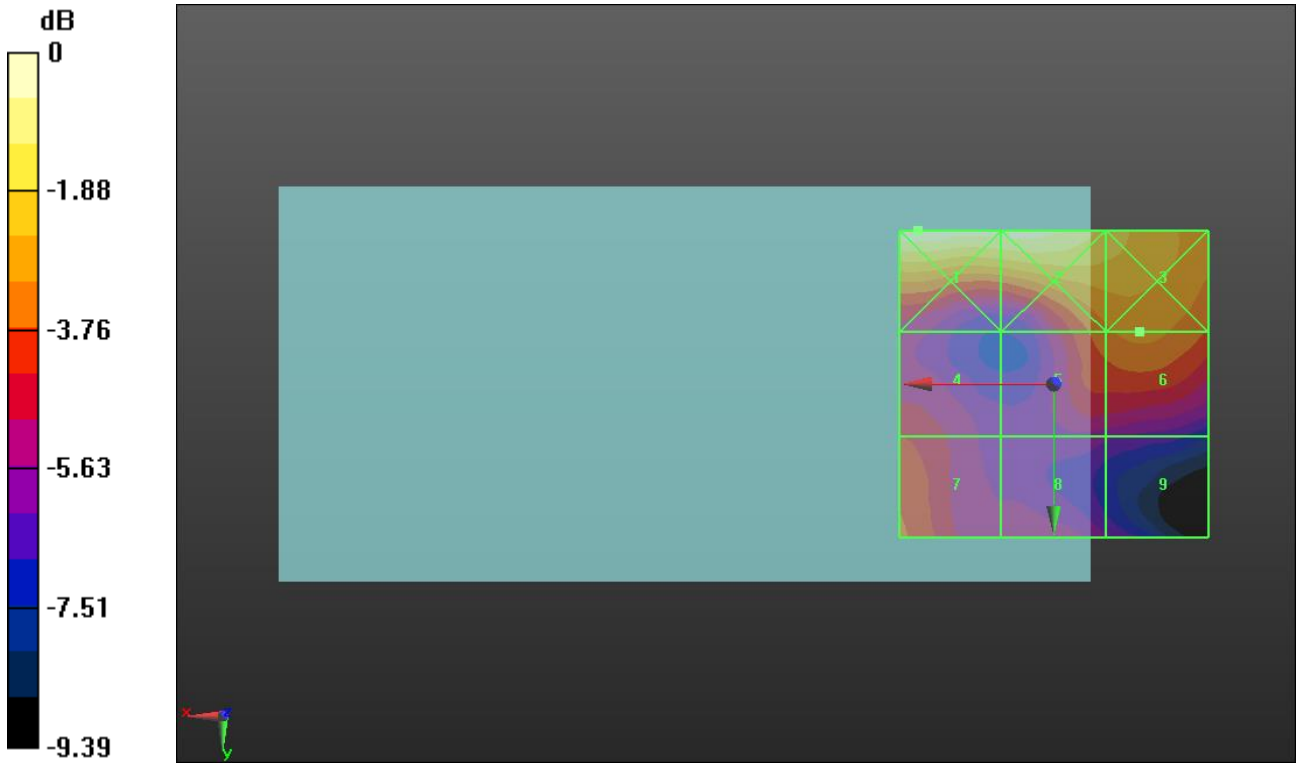

0 dB = 15.31 V/m = 23.70 dBV/m

LTE Band 48 ANT 9

Communication System: UID 10173 - CAG, LTE-TDD (SC-FDMA, 1 RB, 20 MHz, 16-QAM); Frequency: 3603.3 MHz; Duty Cycle: 1:8.8736
Phantom section: RF Section
DASY5 Configuration:
- Probe: EF3DV3 - SN4041; ConvF(1, 1, 1) @ 3603.3 MHz; Calibrated: 3/18/2020
- Sensor-Surface: (Fix Surface)
- Electronics: DAE4 Sn1357; Calibrated: 2/20/2020
- Phantom: HAC Test Arch with AMCC; Type: SD HAC P01 BB
- Measurement SW: DASY52, Version 52.10 (4);SEMCAD X Version 14.6.14 (7483)

LTE Band 48 E-Field measurement/SC-FDMA 1RB 20 MHz 16QAM Ch. 55773/Hearing Aid Compatibility Test (101x101x1): Interpolated grid: dx=0.5000 mm, dy=0.5000 mm

Device Reference Point: 0, 0, -6.3 mm
Reference Value = 13.25 V/m; Power Drift = 0.20 dB
Applied MIF = -1.44 dB
RF audio interference level = 21.69 dBV/m

Emission category: M4

MIF scaled E-field

Grid 1 **M4** **22.95 dBV/m**	Grid 2 **M4** **23.21 dBV/m**	Grid 3 **M4** **22.56 dBV/m**
Grid 4 **M4** **20.61 dBV/m**	Grid 5 **M4** **21.48 dBV/m**	Grid 6 **M4** **21.66 dBV/m**
Grid 7 **M4** **21.69 dBV/m**	Grid 8 **M4** **18.64 dBV/m**	Grid 9 **M4** **18.69 dBV/m**

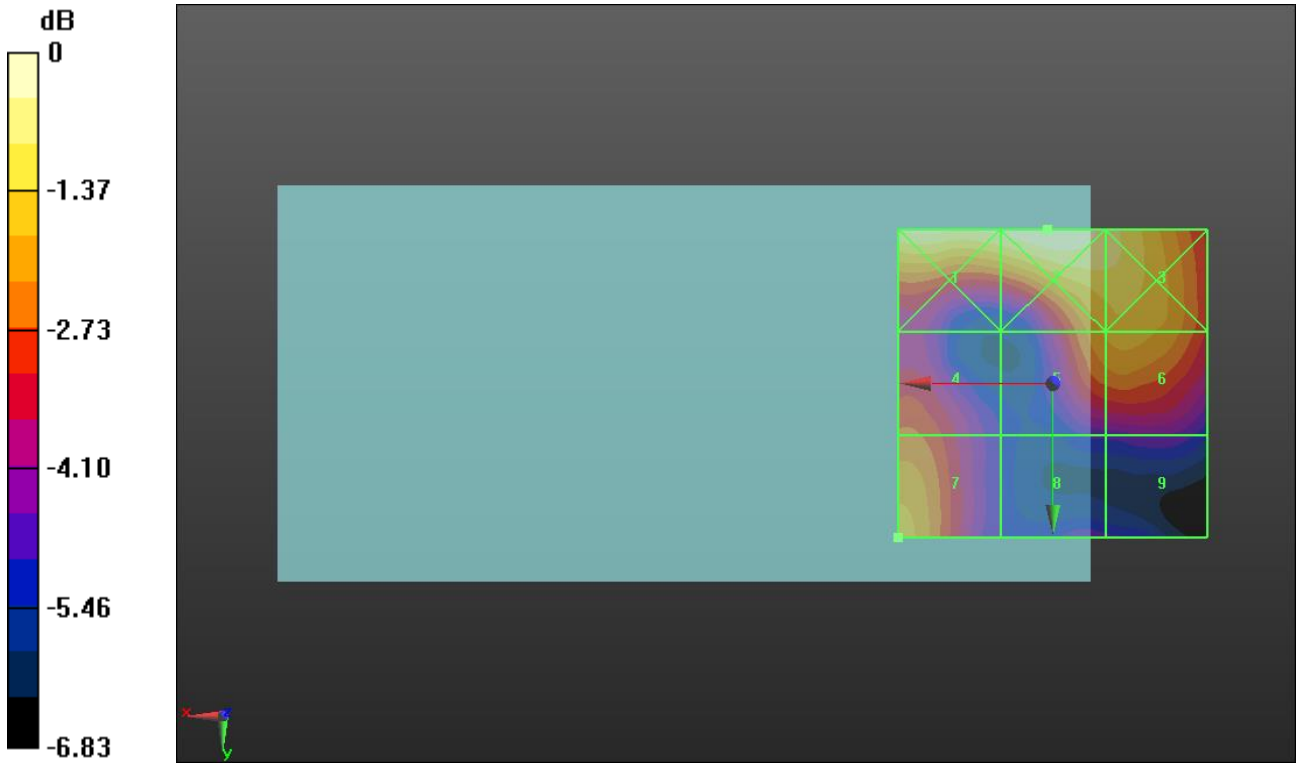

0 dB = 14.46 V/m = 23.20 dBV/m

LTE Band 48 ANT 9

Communication System: UID 10173 - CAG, LTE-TDD (SC-FDMA, 1 RB, 20 MHz, 16-QAM); Frequency: 3646.7 MHz; Duty Cycle: 1:8.8736
Phantom section: RF Section
DASY5 Configuration:
- Probe: EF3DV3 - SN4041; ConvF(1, 1, 1) @ 3646.7 MHz; Calibrated: 3/18/2020
- Sensor-Surface: (Fix Surface)
- Electronics: DAE4 Sn1357; Calibrated: 2/20/2020
- Phantom: HAC Test Arch with AMCC; Type: SD HAC P01 BB
- Measurement SW: DASY52, Version 52.10 (4);SEMCAD X Version 14.6.14 (7483)

LTE Band 48 E-Field measurement/SC-FDMA 1RB 20 MHz 16QAM Ch. 56207/Hearing Aid Compatibility Test (101x101x1): Interpolated grid: dx=0.5000 mm, dy=0.5000 mm

Device Reference Point: 0, 0, -6.3 mm
Reference Value = 12.93 V/m; Power Drift = 0.18 dB
Applied MIF = -1.44 dB
RF audio interference level = 20.91 dBV/m

Emission category: M4

MIF scaled E-field

Grid 1 **M4** **23.07 dBV/m**	Grid 2 **M4** **22.5 dBV/m**	Grid 3 **M4** **21.25 dBV/m**
Grid 4 **M4** **19.89 dBV/m**	Grid 5 **M4** **20.11 dBV/m**	Grid 6 **M4** **20.23 dBV/m**
Grid 7 **M4** **20.91 dBV/m**	Grid 8 **M4** **19.42 dBV/m**	Grid 9 **M4** **18.05 dBV/m**

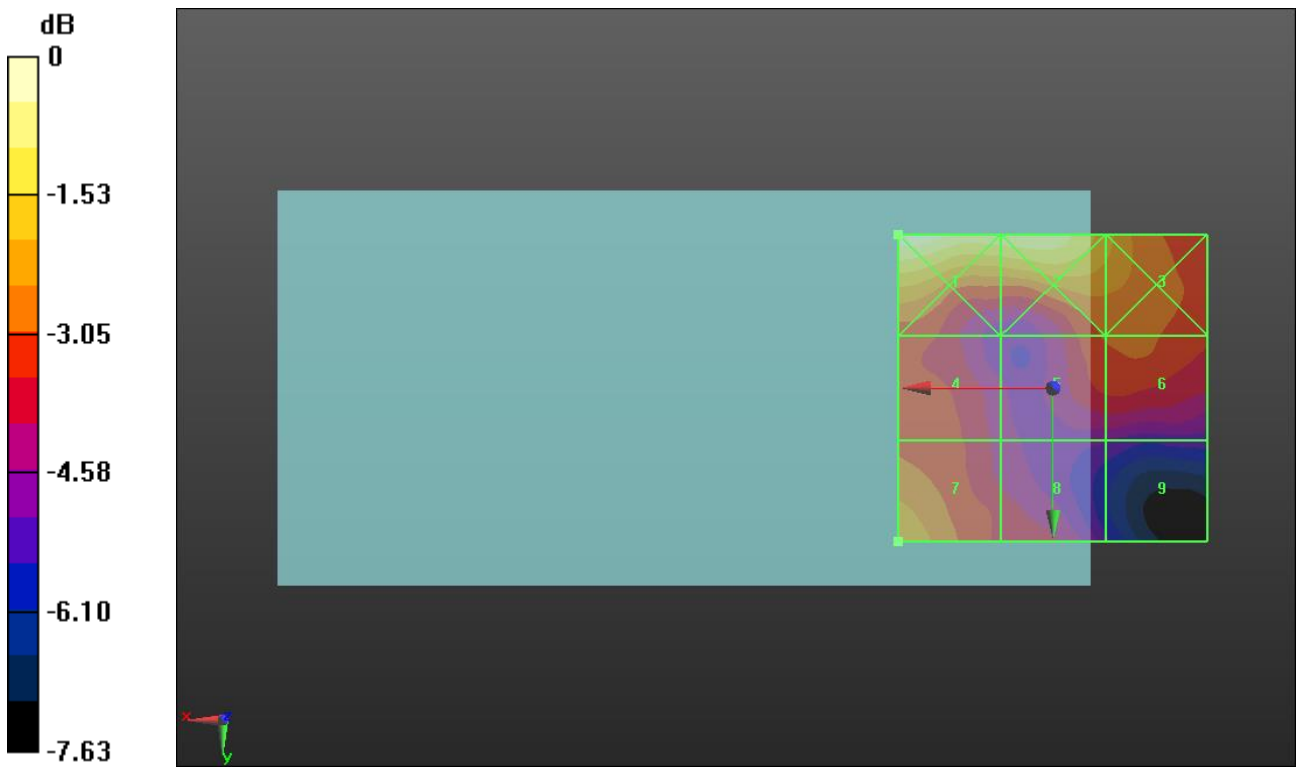

0 dB = 14.23 V/m = 23.06 dBV/m

LTE Band 48 ANT 9

Communication System: UID 10173 - CAG, LTE-TDD (SC-FDMA, 1 RB, 20 MHz, 16-QAM); Frequency: 3690 MHz; Duty Cycle: 1:8.8736
Phantom section: RF Section
DASY5 Configuration:
- Probe: EF3DV3 - SN4041; ConvF(1, 1, 1) @ 3690 MHz; Calibrated: 3/18/2020
- Sensor-Surface: (Fix Surface)
- Electronics: DAE4 Sn1357; Calibrated: 2/20/2020
- Phantom: HAC Test Arch with AMCC; Type: SD HAC P01 BB
- Measurement SW: DASY52, Version 52.10 (4);SEMCAD X Version 14.6.14 (7483)

LTE Band 48 E-Field measurement/SC-FDMA 1RB 20 MHz 16QAM Ch. 56640/Hearing Aid Compatibility Test (101x101x1): Interpolated grid: dx=0.5000 mm, dy=0.5000 mm

Device Reference Point: 0, 0, -6.3 mm
Reference Value = 13.71 V/m; Power Drift = -0.04 dB
Applied MIF = -1.44 dB
RF audio interference level = 22.39 dBV/m
Emission category: M4

MIF scaled E-field

Grid 1 **M4** **22.46 dBV/m**	Grid 2 **M4** **23.28 dBV/m**	Grid 3 **M4** **22.55 dBV/m**
Grid 4 **M4** **19.31 dBV/m**	Grid 5 **M4** **22.35 dBV/m**	Grid 6 **M4** **22.39 dBV/m**
Grid 7 **M4** **21.31 dBV/m**	Grid 8 **M4** **19.75 dBV/m**	Grid 9 **M4** **20.01 dBV/m**

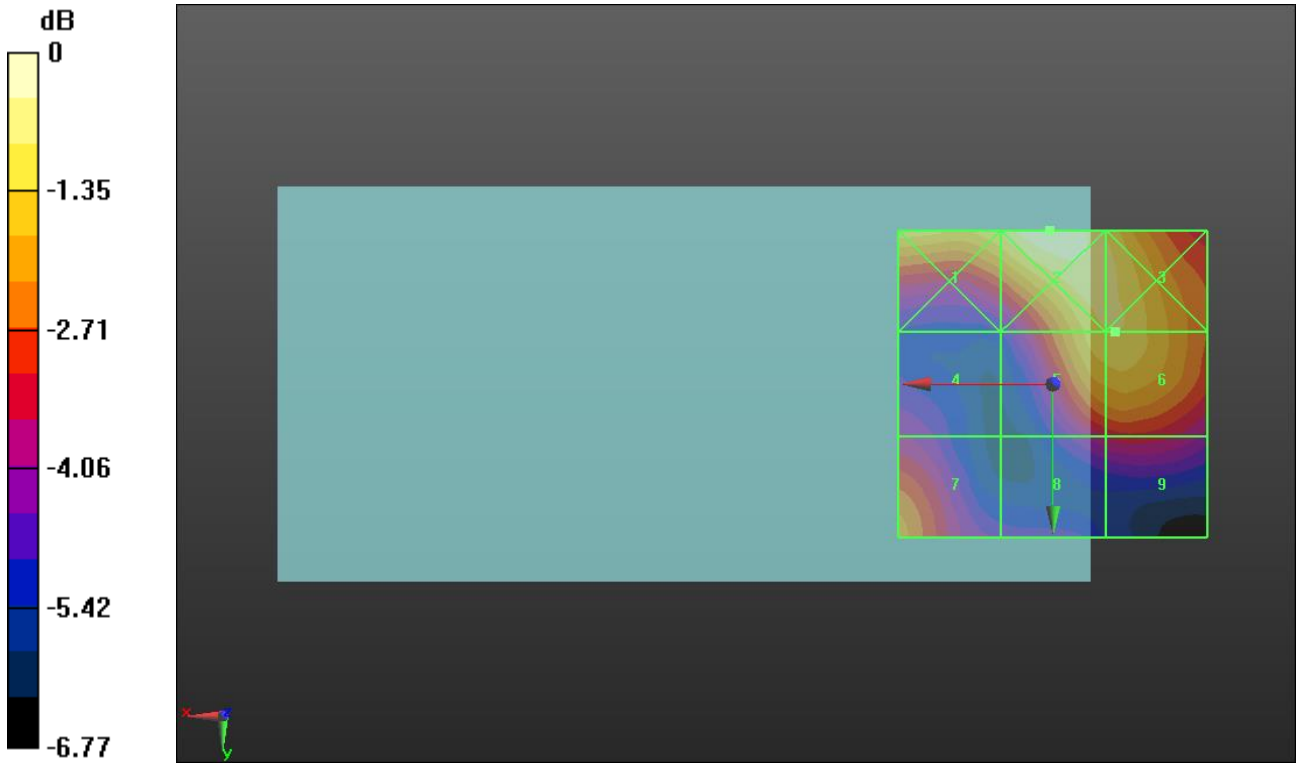

0 dB = 14.59 V/m = 23.28 dBV/m