## GSM850 ANT 1

Communication System: UID 10021 - DAC, GSM-FDD (TDMA, GMSK); Frequency: 824.2 MHz; Duty Cycle: 1:8.69961
Phantom section: RF Section
DASY5 Configuration:
- Probe: EF3DV3 - SN4041; ConvF(1, 1, 1) @ 824.2 MHz; Calibrated: 3/18/2020
- Sensor-Surface: (Fix Surface)
- Electronics: DAE4 Sn1357; Calibrated: 2/20/2020
- Phantom: HAC Test Arch with AMCC; Type: SD HAC P01 BB
- Measurement SW: DASY52, Version 52.10 (4);SEMCAD X Version 14.6.14 (7483)

## GSM850 E-Field measurement/Voice_ch 128/Hearing Aid Compatibility Test (101x101x1): Interpolated grid: dx=0.5000 mm, dy=0.5000 mm

Device Reference Point: 0, 0, -6.3 mm
Reference Value = 129.0 V/m; Power Drift = -0.08 dB
Applied MIF = 3.63 dB
RF audio interference level = 41.53 dBV/m
**Emission category: M3**

MIF scaled E-field

| | | |
|---|---|---|
| Grid 1 **M4** **38.45 dBV/m** | Grid 2 **M3** **41.29 dBV/m** | Grid 3 **M3** **41.18 dBV/m** |
| Grid 4 **M4** **38.3 dBV/m** | Grid 5 **M3** **41.53 dBV/m** | Grid 6 **M3** **41.38 dBV/m** |
| Grid 7 **M4** **37.87 dBV/m** | Grid 8 **M3** **41.16 dBV/m** | Grid 9 **M3** **40.93 dBV/m** |




0 dB = 119.3 V/m = 41.53 dBV/m

## GSM850 ANT 1

Communication System: UID 10021 - DAC, GSM-FDD (TDMA, GMSK); Frequency: 836.6 MHz; Duty Cycle: 1:8.69961
Phantom section: RF Section
DASY5 Configuration:
- Probe: EF3DV3 - SN4041; ConvF(1, 1, 1) @ 836.6 MHz; Calibrated: 3/18/2020
- Sensor-Surface: (Fix Surface)
- Electronics: DAE4 Sn1357; Calibrated: 2/20/2020
- Phantom: HAC Test Arch with AMCC; Type: SD HAC P01 BB
- Measurement SW: DASY52, Version 52.10 (4);SEMCAD X Version 14.6.14 (7483)

## GSM850 E-Field measurement/Voice_ch 190/Hearing Aid Compatibility Test (101x101x1): Interpolated grid: dx=0.5000 mm, dy=0.5000 mm

Device Reference Point: 0, 0, -6.3 mm
Reference Value = 127.2 V/m; Power Drift = -0.07 dB
Applied MIF = 3.63 dB
RF audio interference level = 41.33 dBV/m
**Emission category: M3**

MIF scaled E-field

| | | |
|---|---|---|
| Grid 1 **M4** **37.79 dBV/m** | Grid 2 **M3** **41.08 dBV/m** | Grid 3 **M3** **40.95 dBV/m** |
| Grid 4 **M4** **37.73 dBV/m** | Grid 5 **M3** **41.33 dBV/m** | Grid 6 **M3** **41.2 dBV/m** |
| Grid 7 **M4** **37.5 dBV/m** | Grid 8 **M3** **41.06 dBV/m** | Grid 9 **M3** **40.79 dBV/m** |




0 dB = 116.6 V/m = 41.33 dBV/m

## GSM850 ANT 1

Communication System: UID 10021 - DAC, GSM-FDD (TDMA, GMSK); Frequency: 848.6 MHz; Duty Cycle: 1:8.69961
Phantom section: RF Section
DASY5 Configuration:
- Probe: EF3DV3 - SN4041; ConvF(1, 1, 1) @ 848.6 MHz; Calibrated: 3/18/2020
- Sensor-Surface: (Fix Surface)
- Electronics: DAE4 Sn1357; Calibrated: 2/20/2020
- Phantom: HAC Test Arch with AMCC; Type: SD HAC P01 BB
- Measurement SW: DASY52, Version 52.10 (4);SEMCAD X Version 14.6.14 (7483)

## GSM850 E-Field measurement/Voice_ch 251/Hearing Aid Compatibility Test (101x101x1): Interpolated grid: dx=0.5000 mm, dy=0.5000 mm

Device Reference Point: 0, 0, -6.3 mm
Reference Value = 121.2 V/m; Power Drift = -0.01 dB
Applied MIF = 3.63 dB
RF audio interference level = 41.08 dBV/m
**Emission category: M3**

MIF scaled E-field

| | | |
|---|---|---|
| Grid 1 **M4** **37.56 dBV/m** | Grid 2 **M3** **40.81 dBV/m** | Grid 3 **M3** **40.71 dBV/m** |
| Grid 4 **M4** **37.46 dBV/m** | Grid 5 **M3** **41.08 dBV/m** | Grid 6 **M3** **40.95 dBV/m** |
| Grid 7 **M4** **37.22 dBV/m** | Grid 8 **M3** **40.79 dBV/m** | Grid 9 **M3** **40.57 dBV/m** |




0 dB = 113.2 V/m = 41.08 dBV/m

## GSM1900 ANT 1

Communication System: UID 10021 - DAC, GSM-FDD (TDMA, GMSK); Frequency: 1850.2 MHz; Duty Cycle: 1:8.69961
Phantom section: RF Section
DASY5 Configuration:
- Probe: EF3DV3 - SN4041; ConvF(1, 1, 1) @ 1850.2 MHz; Calibrated: 3/18/2020
- Sensor-Surface: (Fix Surface)
- Electronics: DAE4 Sn1357; Calibrated: 2/20/2020
- Phantom: HAC Test Arch with AMCC; Type: SD HAC P01 BB
- Measurement SW: DASY52, Version 52.10 (4);SEMCAD X Version 14.6.14 (7483)

## GSM1900 E-Field measurement/Voice_ch 512/Hearing Aid Compatibility Test (101x101x1): Interpolated grid: dx=0.5000 mm, dy=0.5000 mm

Device Reference Point: 0, 0, -6.3 mm
Reference Value = 16.97 V/m; Power Drift = -0.11 dB
Applied MIF = 3.63 dB
RF audio interference level = 28.07 dBV/m
**Emission category: M4**

MIF scaled E-field

| | | |
|---|---|---|
| Grid 1 **M4** **25.25 dBV/m** | Grid 2 **M4** **26.89 dBV/m** | Grid 3 **M4** **27.03 dBV/m** |
| Grid 4 **M4** **26.89 dBV/m** | Grid 5 **M4** **27.94 dBV/m** | Grid 6 **M4** **28.07 dBV/m** |
| Grid 7 **M3** **30.15 dBV/m** | Grid 8 **M4** **28.76 dBV/m** | Grid 9 **M4** **28.76 dBV/m** |

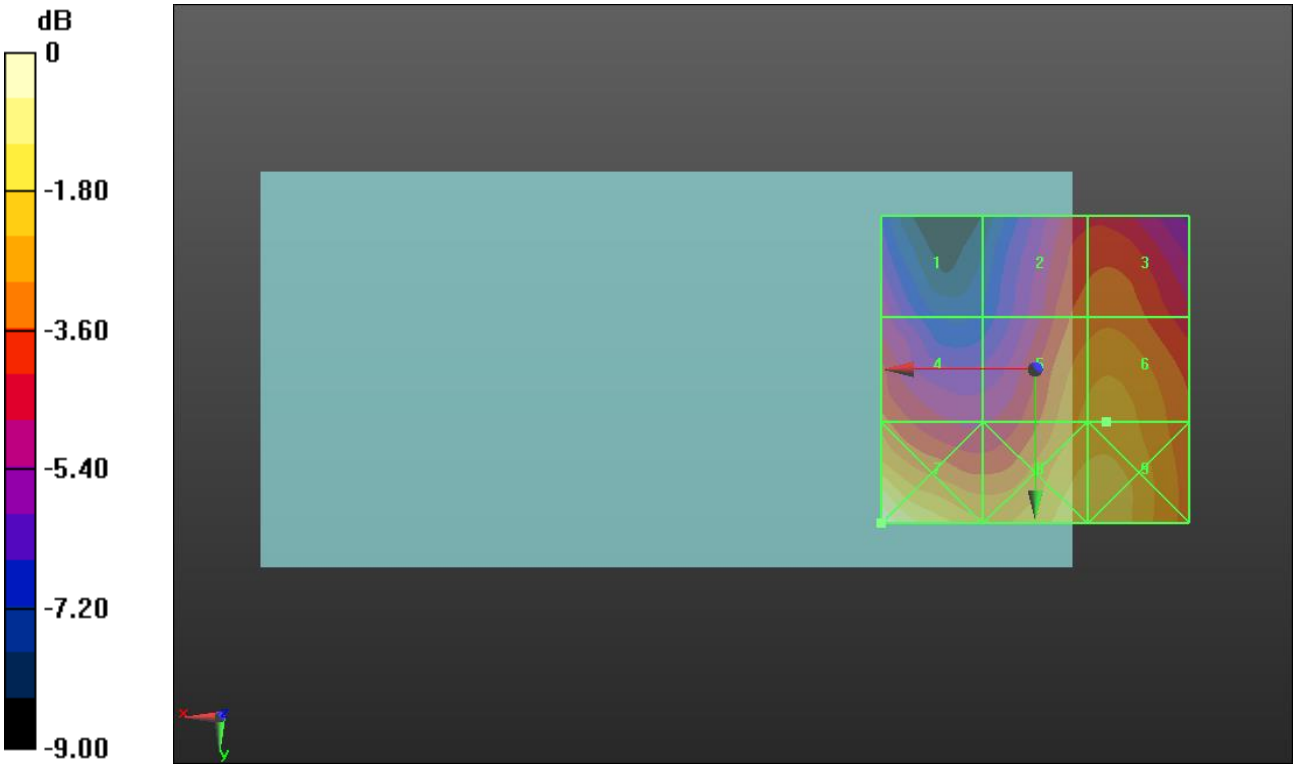


0 dB = 32.17 V/m = 30.15 dBV/m

## GSM1900 ANT 1

Communication System: UID 10021 - DAC, GSM-FDD (TDMA, GMSK); Frequency: 1880 MHz; Duty Cycle: 1:8.69961
Phantom section: RF Section
DASY5 Configuration:
- Probe: EF3DV3 - SN4041; ConvF(1, 1, 1) @ 1880 MHz; Calibrated: 3/18/2020
- Sensor-Surface: (Fix Surface)
- Electronics: DAE4 Sn1357; Calibrated: 2/20/2020
- Phantom: HAC Test Arch with AMCC; Type: SD HAC P01 BB
- Measurement SW: DASY52, Version 52.10 (4);SEMCAD X Version 14.6.14 (7483)

## GSM1900 E-Field measurement/Voice_ch 661/Hearing Aid Compatibility Test (101x101x1): Interpolated grid: dx=0.5000 mm, dy=0.5000 mm

Device Reference Point: 0, 0, -6.3 mm
Reference Value = 19.08 V/m; Power Drift = -0.04 dB
Applied MIF = 3.63 dB
RF audio interference level = 28.63 dBV/m
**Emission category: M4**

MIF scaled E-field

| | | |
|---|---|---|
| Grid 1 **M4** **24.39 dBV/m** | Grid 2 **M4** **28.36 dBV/m** | Grid 3 **M4** **28.42 dBV/m** |
| Grid 4 **M4** **26.31 dBV/m** | Grid 5 **M4** **28.55 dBV/m** | Grid 6 **M4** **28.63 dBV/m** |
| Grid 7 **M3** **30.57 dBV/m** | Grid 8 **M4** **28.78 dBV/m** | Grid 9 **M4** **28.8 dBV/m** |

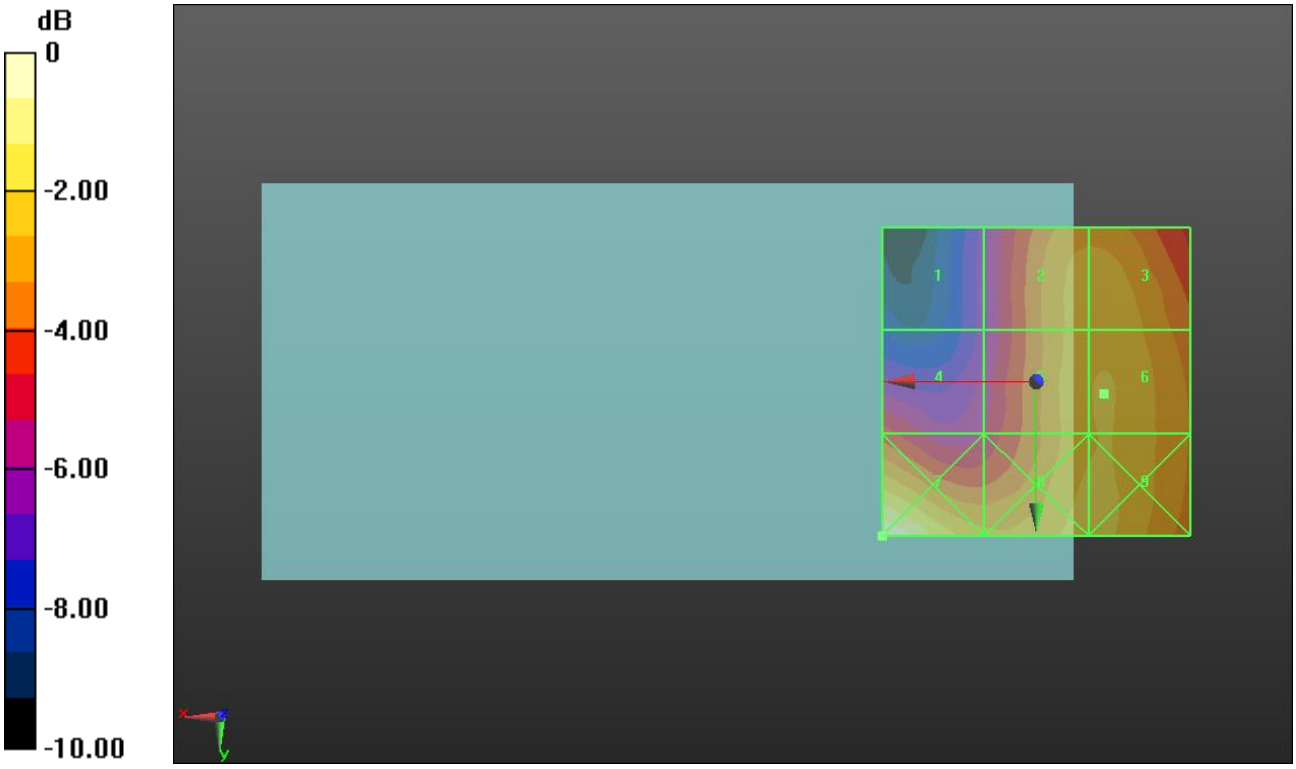


0 dB = 33.77 V/m = 30.57 dBV/m

## GSM1900 ANT 1

Communication System: UID 10021 - DAC, GSM-FDD (TDMA, GMSK); Frequency: 1909.8 MHz; Duty Cycle: 1:8.69961
Phantom section: RF Section
DASY5 Configuration:
- Probe: EF3DV3 - SN4041; ConvF(1, 1, 1) @ 1909.8 MHz; Calibrated: 3/18/2020
- Sensor-Surface: (Fix Surface)
- Electronics: DAE4 Sn1357; Calibrated: 2/20/2020
- Phantom: HAC Test Arch with AMCC; Type: SD HAC P01 BB
- Measurement SW: DASY52, Version 52.10 (4);SEMCAD X Version 14.6.14 (7483)

## GSM1900 E-Field measurement/Voice_ch 810/Hearing Aid Compatibility Test (101x101x1): Interpolated grid: dx=0.5000 mm, dy=0.5000 mm

Device Reference Point: 0, 0, -6.3 mm
Reference Value = 15.06 V/m; Power Drift = -0.11 dB
Applied MIF = 3.63 dB
RF audio interference level = 27.56 dBV/m
**Emission category: M4**

MIF scaled E-field

| | | |
|---|---|---|
| Grid 1 **M4** **23.27 dBV/m** | Grid 2 **M4** **26.72 dBV/m** | Grid 3 **M4** **26.79 dBV/m** |
| Grid 4 **M4** **26.44 dBV/m** | Grid 5 **M4** **27.48 dBV/m** | Grid 6 **M4** **27.56 dBV/m** |
| Grid 7 **M3** **30.24 dBV/m** | Grid 8 **M4** **28.91 dBV/m** | Grid 9 **M4** **28.15 dBV/m** |

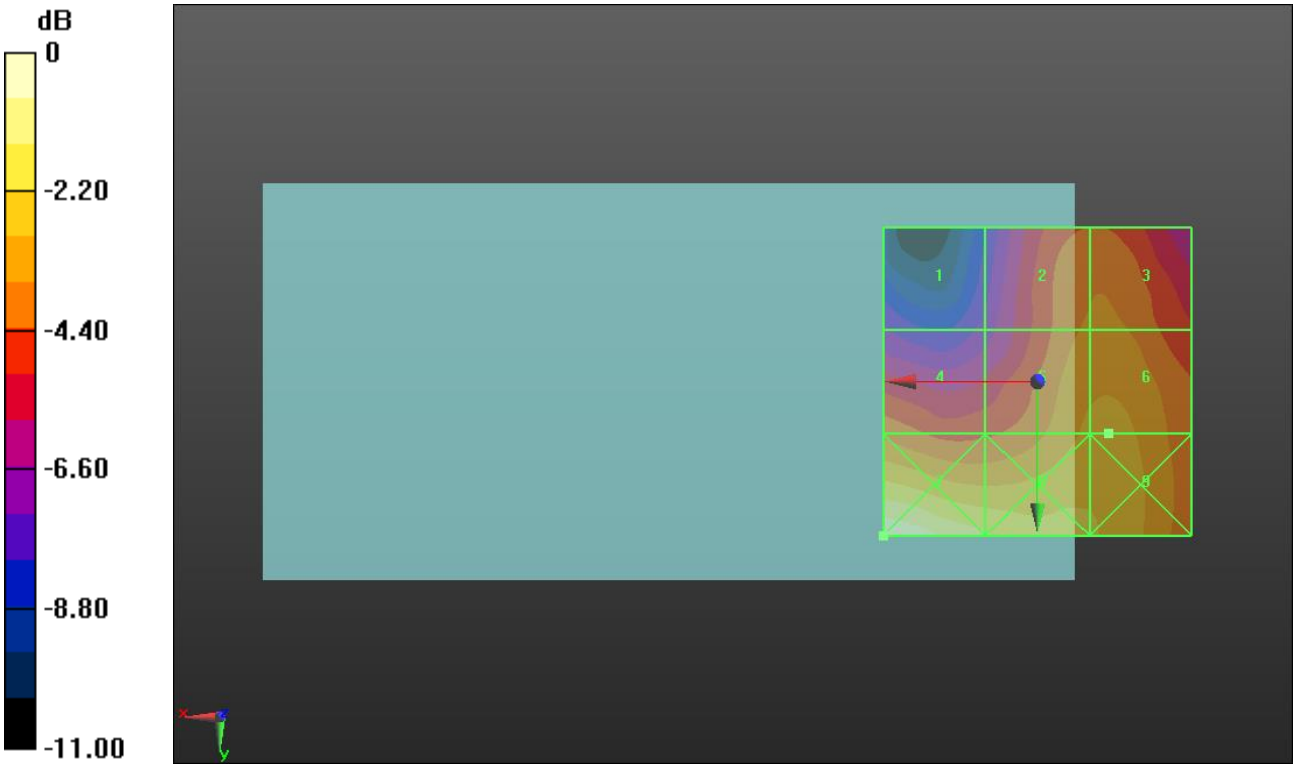


0 dB = 32.50 V/m = 30.24 dBV/m

## CDMA2000 ANT 1

Communication System: UID 10295 - AAB, CDMA2000 ANT 1, RC1, SO3, 1/8th Rate 25 fr.; Frequency: 824.7 MHz; Duty Cycle: 1:17.746
Phantom section: RF Section
DASY5 Configuration:
- Probe: EF3DV3 - SN4041; ConvF(1, 1, 1) @ 824.7 MHz; Calibrated: 3/18/2020
- Sensor-Surface: (Fix Surface)
- Electronics: DAE4 Sn1357; Calibrated: 2/20/2020
- Phantom: HAC Test Arch with AMCC; Type: SD HAC P01 BB
- Measurement SW: DASY52, Version 52.10 (4);SEMCAD X Version 14.6.14 (7483)

## CDMA2000 ANT 1 BC0 E-Field measurement/1xRTT, RC1, SO3, 1/8th Rate 25 fr. Ch. 1013/Hearing Aid Compatibility Test (101x101x1): Interpolated grid: dx=0.5000 mm, dy=0.5000 mm

Device Reference Point: 0, 0, -6.3 mm
Reference Value = 54.69 V/m; Power Drift = 0.02 dB
Applied MIF = 3.26 dB
RF audio interference level = 34.01 dBV/m
**Emission category: M4**

MIF scaled E-field

| | | |
|---|---|---|
| Grid 1 **M4** **31.29 dBV/m** | Grid 2 **M4** **33.83 dBV/m** | Grid 3 **M4** **33.79 dBV/m** |
| Grid 4 **M4** **31.3 dBV/m** | Grid 5 **M4** **34.01 dBV/m** | Grid 6 **M4** **33.91 dBV/m** |
| Grid 7 **M4** **30.63 dBV/m** | Grid 8 **M4** **33.64 dBV/m** | Grid 9 **M4** **33.52 dBV/m** |




0 dB = 50.20 V/m = 34.01 dBV/m

## CDMA2000 ANT 1

Communication System: UID 10295 - AAB, CDMA2000 ANT 1, RC1, SO3, 1/8th Rate 25 fr.; Frequency: 836.52 MHz; Duty Cycle: 1:17.746
Phantom section: RF Section
DASY5 Configuration:
- Probe: EF3DV3 - SN4041; ConvF(1, 1, 1) @ 836.52 MHz; Calibrated: 3/18/2020
- Sensor-Surface: (Fix Surface)
- Electronics: DAE4 Sn1357; Calibrated: 2/20/2020
- Phantom: HAC Test Arch with AMCC; Type: SD HAC P01 BB
- Measurement SW: DASY52, Version 52.10 (4);SEMCAD X Version 14.6.14 (7483)

## CDMA2000 ANT 1 BC0 E-Field measurement/1xRTT, RC1, SO3, 1/8th Rate 25 fr. Ch. 384/Hearing Aid Compatibility Test (101x101x1): Interpolated grid: dx=0.5000 mm, dy=0.5000 mm

Device Reference Point: 0, 0, -6.3 mm
Reference Value = 55.38 V/m; Power Drift = 0.03 dB
Applied MIF = 3.26 dB
RF audio interference level = 33.94 dBV/m
**Emission category: M4**

MIF scaled E-field

| | | |
|---|---|---|
| Grid 1 **M4** **30.53 dBV/m** | Grid 2 **M4** **33.64 dBV/m** | Grid 3 **M4** **33.56 dBV/m** |
| Grid 4 **M4** **31.09 dBV/m** | Grid 5 **M4** **33.94 dBV/m** | Grid 6 **M4** **33.85 dBV/m** |
| Grid 7 **M4** **30.58 dBV/m** | Grid 8 **M4** **33.57 dBV/m** | Grid 9 **M4** **33.38 dBV/m** |




0 dB = 49.80 V/m = 33.94 dBV/m

## CDMA2000 ANT 1

Communication System: UID 10295 - AAB, CDMA2000 ANT 1, RC1, SO3, 1/8th Rate 25 fr.; Frequency: 848.31 MHz; Duty Cycle: 1:17.746
Phantom section: RF Section
DASY5 Configuration:
- Probe: EF3DV3 - SN4041; ConvF(1, 1, 1) @ 848.31 MHz; Calibrated: 3/18/2020
- Sensor-Surface: (Fix Surface)
- Electronics: DAE4 Sn1357; Calibrated: 2/20/2020
- Phantom: HAC Test Arch with AMCC; Type: SD HAC P01 BB
- Measurement SW: DASY52, Version 52.10 (4);SEMCAD X Version 14.6.14 (7483)

## CDMA2000 ANT 1 BC0 E-Field measurement/1xRTT, RC1, SO3, 1/8th Rate 25 fr. Ch. 777/Hearing Aid Compatibility Test (101x101x1): Interpolated grid: dx=0.5000 mm, dy=0.5000 mm

Device Reference Point: 0, 0, -6.3 mm
Reference Value = 55.58 V/m; Power Drift = 0.08 dB
Applied MIF = 3.26 dB
RF audio interference level = 33.72 dBV/m
**Emission category: M4**

MIF scaled E-field

| | | |
|---|---|---|
| Grid 1 **M4** **30.91 dBV/m** | Grid 2 **M4** **33.33 dBV/m** | Grid 3 **M4** **33.2 dBV/m** |
| Grid 4 **M4** **31.3 dBV/m** | Grid 5 **M4** **33.72 dBV/m** | Grid 6 **M4** **33.58 dBV/m** |
| Grid 7 **M4** **30.73 dBV/m** | Grid 8 **M4** **33.43 dBV/m** | Grid 9 **M4** **33.13 dBV/m** |




0 dB = 48.52 V/m = 33.72 dBV/m

## CDMA2000 ANT 1

Communication System: UID 10295 - AAB, CDMA2000 ANT 1, RC1, SO3, 1/8th Rate 25 fr.; Frequency: 1851.25 MHz; Duty Cycle: 1:17.746
Phantom section: RF Section
DASY5 Configuration:
- Probe: EF3DV3 - SN4041; ConvF(1, 1, 1) @ 1851.25 MHz; Calibrated: 3/18/2020
- Sensor-Surface: (Fix Surface)
- Electronics: DAE4 Sn1357; Calibrated: 2/20/2020
- Phantom: HAC Test Arch with AMCC; Type: SD HAC P01 BB
- Measurement SW: DASY52, Version 52.10 (4);SEMCAD X Version 14.6.14 (7483)

## CDMA2000 ANT 1 BC1 E-Field measurement/1xRTT, RC1, SO3, 1/8th Rate 25 fr. Ch. 25/Hearing Aid Compatibility Test (101x101x1): Interpolated grid: dx=0.5000 mm, dy=0.5000 mm

Device Reference Point: 0, 0, -6.3 mm
Reference Value = 16.71 V/m; Power Drift = 0.11 dB
Applied MIF = 3.26 dB
RF audio interference level = 26.32 dBV/m
**Emission category: M4**

MIF scaled E-field

| | | |
|---|---|---|
| Grid 1 **M4** **27.82 dBV/m** | Grid 2 **M4** **25.45 dBV/m** | Grid 3 **M4** **23.91 dBV/m** |
| Grid 4 **M4** **27.64 dBV/m** | Grid 5 **M4** **26.32 dBV/m** | Grid 6 **M4** **24.26 dBV/m** |
| Grid 7 **M4** **27.73 dBV/m** | Grid 8 **M4** **25.57 dBV/m** | Grid 9 **M4** **24.36 dBV/m** |




0 dB = 24.61 V/m = 27.82 dBV/m

## CDMA2000 ANT 1

Communication System: UID 10295 - AAB, CDMA2000 ANT 1, RC1, SO3, 1/8th Rate 25 fr.; Frequency: 1880 MHz; Duty Cycle: 1:17.746
Phantom section: RF Section
DASY5 Configuration:
- Probe: EF3DV3 - SN4041; ConvF(1, 1, 1) @ 1880 MHz; Calibrated: 3/18/2020
- Sensor-Surface: (Fix Surface)
- Electronics: DAE4 Sn1357; Calibrated: 2/20/2020
- Phantom: HAC Test Arch with AMCC; Type: SD HAC P01 BB
- Measurement SW: DASY52, Version 52.10 (4);SEMCAD X Version 14.6.14 (7483)

## CDMA2000 ANT 1 BC1 E-Field measurement/1xRTT, RC1, SO3, 1/8th Rate 25 fr. Ch. 600/Hearing Aid Compatibility Test (101x101x1): Interpolated grid: dx=0.5000 mm, dy=0.5000 mm

Device Reference Point: 0, 0, -6.3 mm
Reference Value = 16.16 V/m; Power Drift = -0.06 dB
Applied MIF = 3.26 dB
RF audio interference level = 26.14 dBV/m
**Emission category: M4**

MIF scaled E-field

| | | |
|---|---|---|
| Grid 1 **M4** **27.51 dBV/m** | Grid 2 **M4** **25.87 dBV/m** | Grid 3 **M4** **24.13 dBV/m** |
| Grid 4 **M4** **27.91 dBV/m** | Grid 5 **M4** **26.14 dBV/m** | Grid 6 **M4** **24.65 dBV/m** |
| Grid 7 **M4** **26.91 dBV/m** | Grid 8 **M4** **26.03 dBV/m** | Grid 9 **M4** **24.75 dBV/m** |




0 dB = 24.86 V/m = 27.91 dBV/m

## CDMA2000 ANT 1

Communication System: UID 10295 - AAB, CDMA2000 ANT 1, RC1, SO3, 1/8th Rate 25 fr.; Frequency: 1908.75 MHz; Duty Cycle: 1:17.746
Phantom section: RF Section
DASY5 Configuration:
- Probe: EF3DV3 - SN4041; ConvF(1, 1, 1) @ 1908.75 MHz; Calibrated: 3/18/2020
- Sensor-Surface: (Fix Surface)
- Electronics: DAE4 Sn1357; Calibrated: 2/20/2020
- Phantom: HAC Test Arch with AMCC; Type: SD HAC P01 BB
- Measurement SW: DASY52, Version 52.10 (4);SEMCAD X Version 14.6.14 (7483)

## CDMA2000 ANT 1 BC1 E-Field measurement/1xRTT, RC1, SO3, 1/8th Rate 25 fr. Ch. 1175/Hearing Aid Compatibility Test (101x101x1): Interpolated grid: dx=0.5000 mm, dy=0.5000 mm

Device Reference Point: 0, 0, -6.3 mm
Reference Value = 14.38 V/m; Power Drift = 0.11 dB
Applied MIF = 3.26 dB
RF audio interference level = 26.14 dBV/m
**Emission category: M4**

MIF scaled E-field

| | | |
|---|---|---|
| Grid 1 **M4** **27.59 dBV/m** | Grid 2 **M4** **25.76 dBV/m** | Grid 3 **M4** **23.81 dBV/m** |
| Grid 4 **M4** **27.67 dBV/m** | Grid 5 **M4** **25.81 dBV/m** | Grid 6 **M4** **24.68 dBV/m** |
| Grid 7 **M4** **27.73 dBV/m** | Grid 8 **M4** **26.14 dBV/m** | Grid 9 **M4** **24.65 dBV/m** |




0 dB = 24.35 V/m = 27.73 dBV/m

## CDMA2000 ANT 1

Communication System: UID 10295 - AAB, CDMA2000 ANT 1, RC1, SO3, 1/8th Rate 25 fr.; Frequency: 817.9 MHz; Duty Cycle: 1:17.746
Phantom section: RF Section
DASY5 Configuration:
- Probe: EF3DV3 - SN4041; ConvF(1, 1, 1) @ 817.9 MHz; Calibrated: 3/18/2020
- Sensor-Surface: (Fix Surface)
- Electronics: DAE4 Sn1357; Calibrated: 2/20/2020
- Phantom: HAC Test Arch with AMCC; Type: SD HAC P01 BB
- Measurement SW: DASY52, Version 52.10 (4);SEMCAD X Version 14.6.14 (7483)

## CDMA2000 ANT 1 BC10 E-Field measurement/1xRTT, RC1, SO3, 1/8th Rate 25 fr. Ch. 476/Hearing Aid Compatibility Test (101x101x1): Interpolated grid: dx=0.5000 mm, dy=0.5000 mm

Device Reference Point: 0, 0, -6.3 mm
Reference Value = 53.27 V/m; Power Drift = -0.19 dB
Applied MIF = 3.26 dB
RF audio interference level = 33.52 dBV/m
**Emission category: M4**

MIF scaled E-field

| | | |
|---|---|---|
| Grid 1 **M4** **30.16 dBV/m** | Grid 2 **M4** **33.26 dBV/m** | Grid 3 **M4** **33.22 dBV/m** |
| Grid 4 **M4** **29.99 dBV/m** | Grid 5 **M4** **33.52 dBV/m** | Grid 6 **M4** **33.49 dBV/m** |
| Grid 7 **M4** **29.88 dBV/m** | Grid 8 **M4** **33.11 dBV/m** | Grid 9 **M4** **33.05 dBV/m** |




0 dB = 47.43 V/m = 33.52 dBV/m

## CDMA2000 ANT 1

Communication System: UID 10295 - AAB, CDMA2000 ANT 1, RC1, SO3, 1/8th Rate 25 fr.; Frequency: 820.5 MHz; Duty Cycle: 1:17.746
Phantom section: RF Section
DASY5 Configuration:
- Probe: EF3DV3 - SN4041; ConvF(1, 1, 1) @ 820.5 MHz; Calibrated: 3/18/2020
- Sensor-Surface: (Fix Surface)
- Electronics: DAE4 Sn1357; Calibrated: 2/20/2020
- Phantom: HAC Test Arch with AMCC; Type: SD HAC P01 BB
- Measurement SW: DASY52, Version 52.10 (4);SEMCAD X Version 14.6.14 (7483)

## CDMA2000 ANT 1 BC10 E-Field measurement/1xRTT, RC1, SO3, 1/8th Rate 25 fr. Ch. 580/Hearing Aid Compatibility Test (101x101x1): Interpolated grid: dx=0.5000 mm, dy=0.5000 mm

Device Reference Point: 0, 0, -6.3 mm
Reference Value = 53.42 V/m; Power Drift = -0.01 dB
Applied MIF = 3.26 dB
RF audio interference level = 33.95 dBV/m
**Emission category: M4**

MIF scaled E-field

| | | |
|---|---|---|
| Grid 1 **M4** **30.87 dBV/m** | Grid 2 **M4** **33.73 dBV/m** | Grid 3 **M4** **33.72 dBV/m** |
| Grid 4 **M4** **30.79 dBV/m** | Grid 5 **M4** **33.95 dBV/m** | Grid 6 **M4** **33.92 dBV/m** |
| Grid 7 **M4** **30.02 dBV/m** | Grid 8 **M4** **33.52 dBV/m** | Grid 9 **M4** **33.46 dBV/m** |




0 dB = 49.80 V/m = 33.94 dBV/m

## CDMA2000 ANT 1

Communication System: UID 10295 - AAB, CDMA2000 ANT 1, RC1, SO3, 1/8th Rate 25 fr.; Frequency: 823.1 MHz; Duty Cycle: 1:17.746
Phantom section: RF Section
DASY5 Configuration:
- Probe: EF3DV3 - SN4041; ConvF(1, 1, 1) @ 823.1 MHz; Calibrated: 3/18/2020
- Sensor-Surface: (Fix Surface)
- Electronics: DAE4 Sn1357; Calibrated: 2/20/2020
- Phantom: HAC Test Arch with AMCC; Type: SD HAC P01 BB
- Measurement SW: DASY52, Version 52.10 (4);SEMCAD X Version 14.6.14 (7483)

## CDMA2000 ANT 1 BC10 E-Field measurement/1xRTT, RC1, SO3, 1/8th Rate 25 fr. Ch. 684/Hearing Aid Compatibility Test (101x101x1): Interpolated grid: dx=0.5000 mm, dy=0.5000 mm

Device Reference Point: 0, 0, -6.3 mm
Reference Value = 53.27 V/m; Power Drift = 0.03 dB
Applied MIF = 3.26 dB
RF audio interference level = 34.06 dBV/m
**Emission category: M4**

MIF scaled E-field

| | | |
|---|---|---|
| Grid 1 **M4** **30.59 dBV/m** | Grid 2 **M4** **33.84 dBV/m** | Grid 3 **M4** **33.84 dBV/m** |
| Grid 4 **M4** **30.39 dBV/m** | Grid 5 **M4** **34.06 dBV/m** | Grid 6 **M4** **34.06 dBV/m** |
| Grid 7 **M4** **30.01 dBV/m** | Grid 8 **M4** **33.6 dBV/m** | Grid 9 **M4** **33.55 dBV/m** |




0 dB = 50.49 V/m = 34.06 dBV/m

## LTE Band 41 ANT 1

Communication System: UID 10173 - CAG, LTE-TDD (SC-FDMA, 1 RB, 20 MHz, 16-QAM); Frequency: 2506 MHz; Duty Cycle: 1:8.87156
Phantom section: RF Section
DASY5 Configuration:
- Probe: EF3DV3 - SN4041; ConvF(1, 1, 1) @ 2506 MHz; Calibrated: 3/18/2020
- Sensor-Surface: (Fix Surface)
- Electronics: DAE4 Sn1357; Calibrated: 2/20/2020
- Phantom: HAC Test Arch with AMCC; Type: SD HAC P01 BB
- Measurement SW: DASY52, Version 52.10 (4);SEMCAD X Version 14.6.14 (7483)

## PC3 E-Field measurement/SC-FDMA 1RB 20 MHz 16QAM Ch. 39750/Hearing Aid Compatibility Test (101x101x1): Interpolated grid: dx=0.5000 mm, dy=0.5000 mm

Device Reference Point: 0, 0, -6.3 mm
Reference Value = 26.58 V/m; Power Drift = -0.03 dB
Applied MIF = -1.44 dB
RF audio interference level = 25.88 dBV/m
**Emission category: M4**

MIF scaled E-field

| | | |
|---|---|---|
| Grid 1 **M4** **25.17 dBV/m** | Grid 2 **M4** **25.5 dBV/m** | Grid 3 **M4** **25.55 dBV/m** |
| Grid 4 **M4** **24.35 dBV/m** | Grid 5 **M4** **25.85 dBV/m** | Grid 6 **M4** **25.88 dBV/m** |
| Grid 7 **M4** **26.51 dBV/m** | Grid 8 **M4** **26.4 dBV/m** | Grid 9 **M4** **26.21 dBV/m** |

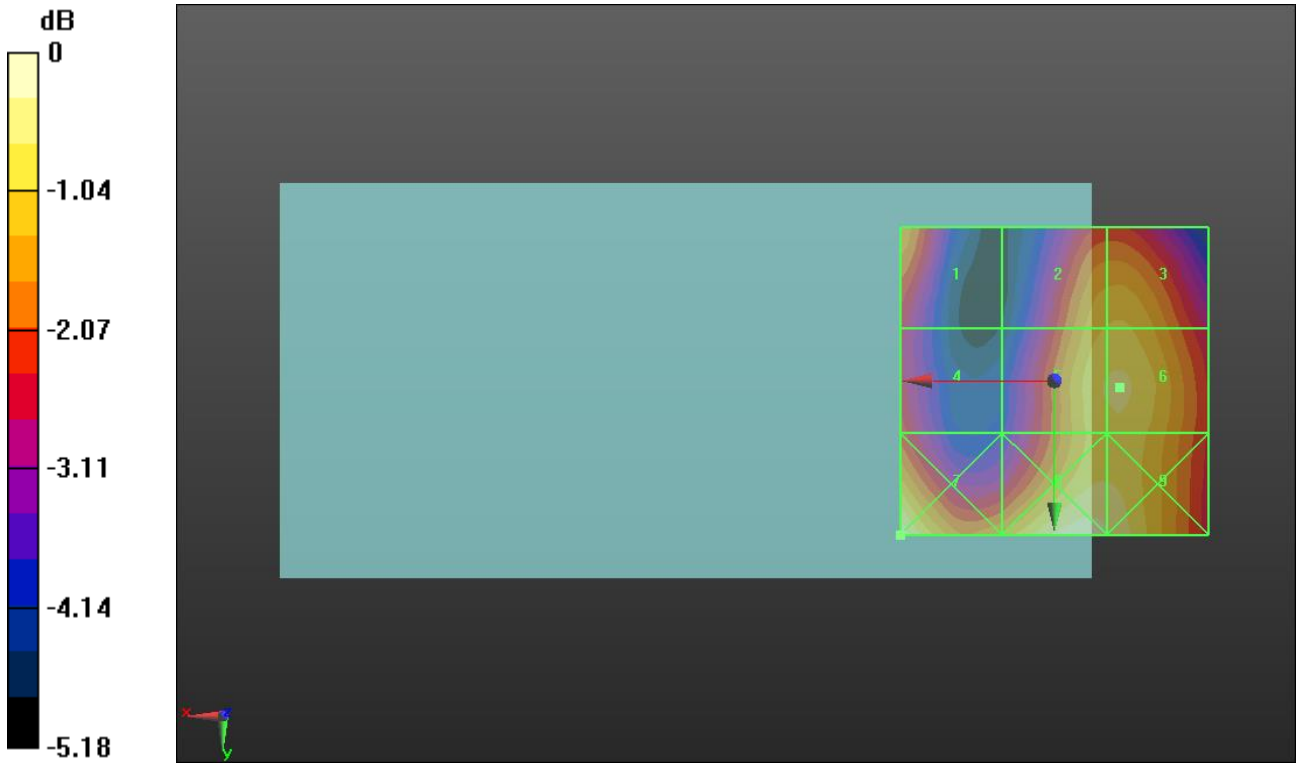


0 dB = 21.16 V/m = 26.51 dBV/m

## LTE Band 41 ANT 1

Communication System: UID 10173 - CAG, LTE-TDD (SC-FDMA, 1 RB, 20 MHz, 16-QAM); Frequency: 2549.5 MHz; Duty Cycle: 1:8.87156
Phantom section: RF Section
DASY5 Configuration:
- Probe: EF3DV3 - SN4041; ConvF(1, 1, 1) @ 2549.5 MHz; Calibrated: 3/18/2020
- Sensor-Surface: (Fix Surface)
- Electronics: DAE4 Sn1357; Calibrated: 2/20/2020
- Phantom: HAC Test Arch with AMCC; Type: SD HAC P01 BB
- Measurement SW: DASY52, Version 52.10 (4);SEMCAD X Version 14.6.14 (7483)

## PC3 E-Field measurement/SC-FDMA 1RB 20 MHz 16QAM Ch. 40185/Hearing Aid Compatibility Test (101x101x1): Interpolated grid: dx=0.5000 mm, dy=0.5000 mm

Device Reference Point: 0, 0, -6.3 mm
Reference Value = 23.12 V/m; Power Drift = 0.04 dB
Applied MIF = -1.44 dB
RF audio interference level = 25.47 dBV/m
**Emission category: M4**

MIF scaled E-field

| | | |
|---|---|---|
| Grid 1 **M4** **25.47 dBV/m** | Grid 2 **M4** **23.61 dBV/m** | Grid 3 **M4** **23.77 dBV/m** |
| Grid 4 **M4** **24.57 dBV/m** | Grid 5 **M4** **24.76 dBV/m** | Grid 6 **M4** **24.77 dBV/m** |
| Grid 7 **M4** **26.39 dBV/m** | Grid 8 **M4** **26.72 dBV/m** | Grid 9 **M4** **26.44 dBV/m** |

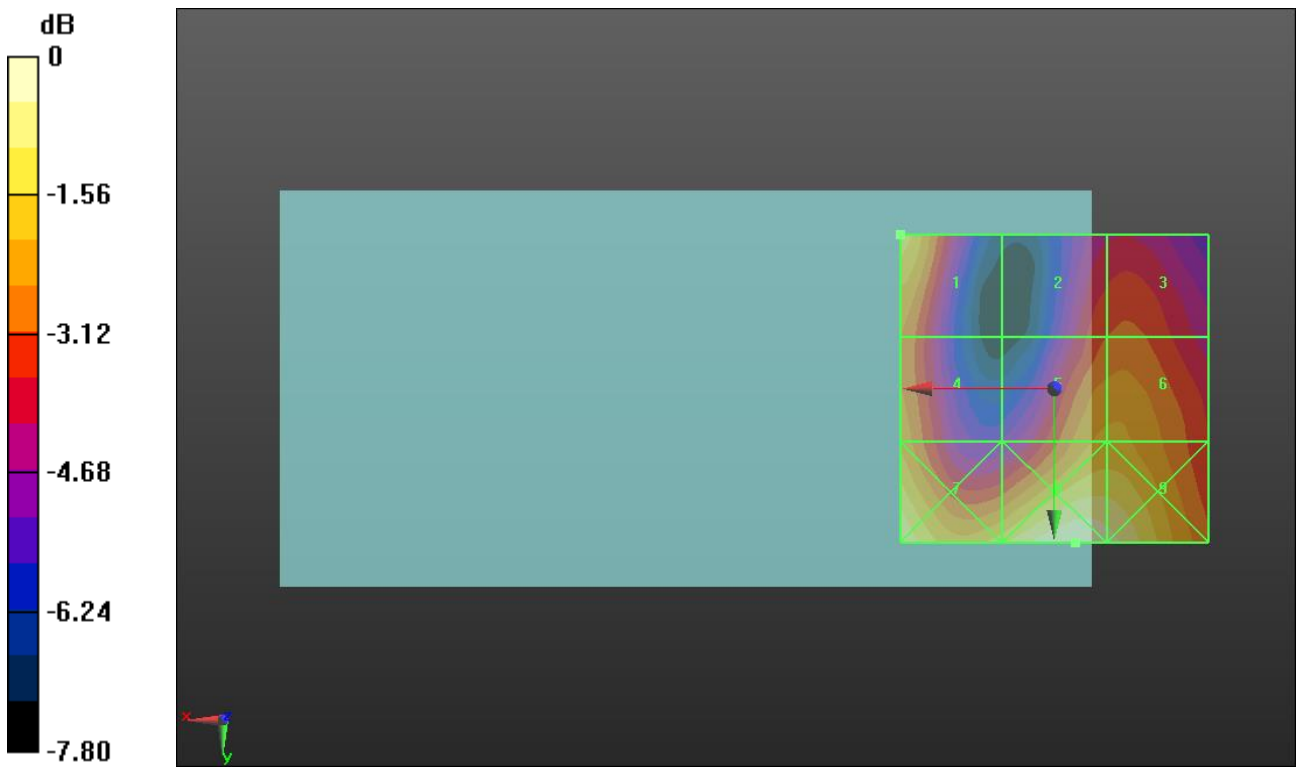


0 dB = 21.67 V/m = 26.72 dBV/m

## LTE Band 41 ANT 1

Communication System: UID 10173 - CAG, LTE-TDD (SC-FDMA, 1 RB, 20 MHz, 16-QAM); Frequency: 2593 MHz; Duty Cycle: 1:8.87156
Phantom section: RF Section
DASY5 Configuration:
- Probe: EF3DV3 - SN4041; ConvF(1, 1, 1) @ 2593 MHz; Calibrated: 3/18/2020
- Sensor-Surface: (Fix Surface)
- Electronics: DAE4 Sn1357; Calibrated: 2/20/2020
- Phantom: HAC Test Arch with AMCC; Type: SD HAC P01 BB
- Measurement SW: DASY52, Version 52.10 (4);SEMCAD X Version 14.6.14 (7483)

## PC3 E-Field measurement/SC-FDMA 1RB 20 MHz 16QAM Ch. 40620/Hearing Aid Compatibility Test (101x101x1): Interpolated grid: dx=0.5000 mm, dy=0.5000 mm

Device Reference Point: 0, 0, -6.3 mm
Reference Value = 23.66 V/m; Power Drift = -0.02 dB
Applied MIF = -1.44 dB
RF audio interference level = 25.15 dBV/m
**Emission category: M4**

MIF scaled E-field

| | | |
|---|---|---|
| Grid 1 **M4** **23.95 dBV/m** | Grid 2 **M4** **23.89 dBV/m** | Grid 3 **M4** **24.09 dBV/m** |
| Grid 4 **M4** **24.24 dBV/m** | Grid 5 **M4** **25.14 dBV/m** | Grid 6 **M4** **25.15 dBV/m** |
| Grid 7 **M4** **26.23 dBV/m** | Grid 8 **M4** **27.21 dBV/m** | Grid 9 **M4** **26.99 dBV/m** |

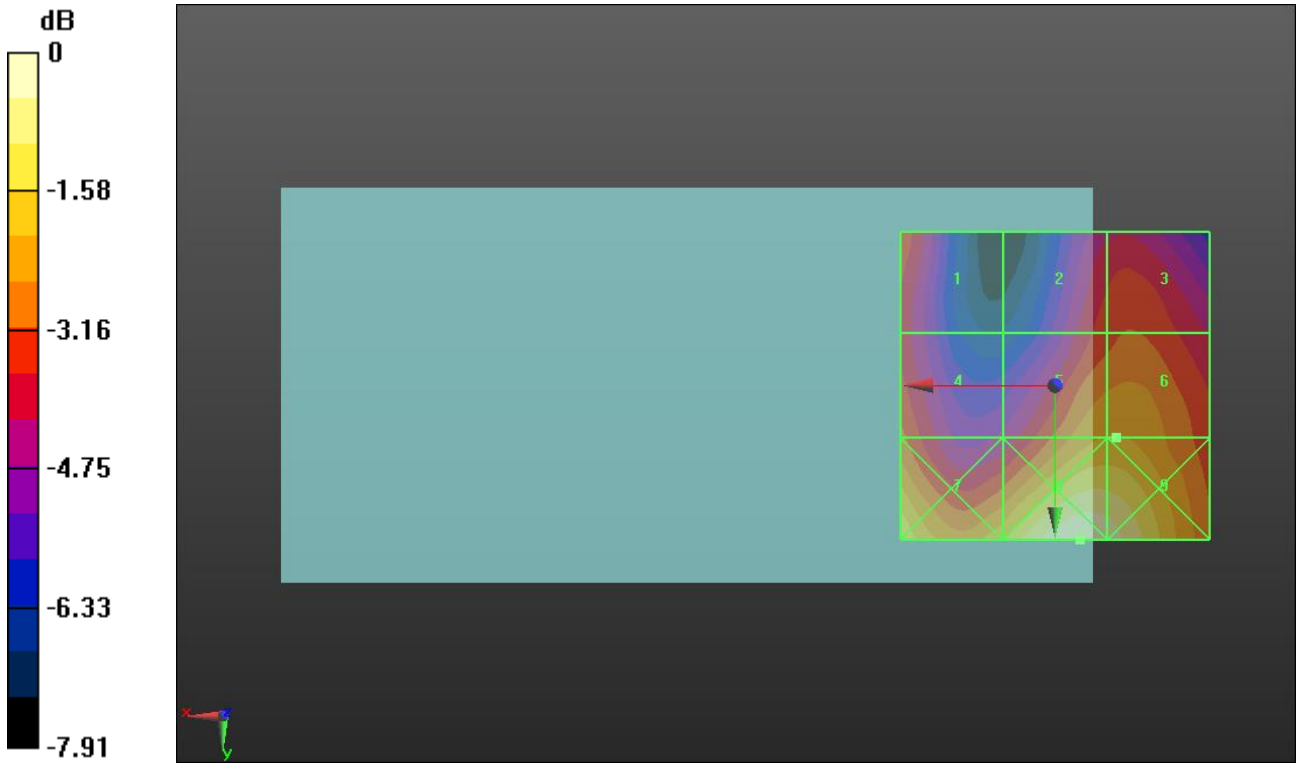


0 dB = 22.95 V/m = 27.22 dBV/m

## LTE Band 41 ANT 1

Communication System: UID 10173 - CAG, LTE-TDD (SC-FDMA, 1 RB, 20 MHz, 16-QAM); Frequency: 2636.5 MHz; Duty Cycle: 1:8.87156
Phantom section: RF Section
DASY5 Configuration:
- Probe: EF3DV3 - SN4041; ConvF(1, 1, 1) @ 2636.5 MHz; Calibrated: 3/18/2020
- Sensor-Surface: (Fix Surface)
- Electronics: DAE4 Sn1357; Calibrated: 2/20/2020
- Phantom: HAC Test Arch with AMCC; Type: SD HAC P01 BB
- Measurement SW: DASY52, Version 52.10 (4);SEMCAD X Version 14.6.14 (7483)

## PC3 E-Field measurement/SC-FDMA 1RB 20 MHz 16QAM Ch. 41055/Hearing Aid Compatibility Test (101x101x1): Interpolated grid: dx=0.5000 mm, dy=0.5000 mm

Device Reference Point: 0, 0, -6.3 mm
Reference Value = 18.86 V/m; Power Drift = 0.02 dB
Applied MIF = -1.44 dB
RF audio interference level = 23.35 dBV/m
**Emission category: M4**

MIF scaled E-field

| | | |
|---|---|---|
| Grid 1 **M4** **22.04 dBV/m** | Grid 2 **M4** **22 dBV/m** | Grid 3 **M4** **22.12 dBV/m** |
| Grid 4 **M4** **22.82 dBV/m** | Grid 5 **M4** **23.33 dBV/m** | Grid 6 **M4** **23.35 dBV/m** |
| Grid 7 **M4** **25.45 dBV/m** | Grid 8 **M4** **25.28 dBV/m** | Grid 9 **M4** **25.09 dBV/m** |




0 dB = 18.72 V/m = 25.45 dBV/m

## LTE Band 41 ANT 1

Communication System: UID 10173 - CAG, LTE-TDD (SC-FDMA, 1 RB, 20 MHz, 16-QAM); Frequency: 2680 MHz; Duty Cycle: 1:8.87156
Phantom section: RF Section
DASY5 Configuration:
- Probe: EF3DV3 - SN4041; ConvF(1, 1, 1) @ 2680 MHz; Calibrated: 3/18/2020
- Sensor-Surface: (Fix Surface)
- Electronics: DAE4 Sn1357; Calibrated: 2/20/2020
- Phantom: HAC Test Arch with AMCC; Type: SD HAC P01 BB
- Measurement SW: DASY52, Version 52.10 (4);SEMCAD X Version 14.6.14 (7483)

## PC3 E-Field measurement/SC-FDMA 1RB 20 MHz 16QAM Ch. 41490/Hearing Aid Compatibility Test (101x101x1): Interpolated grid: dx=0.5000 mm, dy=0.5000 mm

Device Reference Point: 0, 0, -6.3 mm
Reference Value = 19.39 V/m; Power Drift = 0.15 dB
Applied MIF = -1.44 dB
RF audio interference level = 23.96 dBV/m
**Emission category: M4**

MIF scaled E-field

| | | |
|---|---|---|
| Grid 1 **M4** **22.96 dBV/m** | Grid 2 **M4** **21.63 dBV/m** | Grid 3 **M4** **22.01 dBV/m** |
| Grid 4 **M4** **23.96 dBV/m** | Grid 5 **M4** **23.59 dBV/m** | Grid 6 **M4** **23.6 dBV/m** |
| Grid 7 **M4** **25.87 dBV/m** | Grid 8 **M4** **25.9 dBV/m** | Grid 9 **M4** **25.58 dBV/m** |

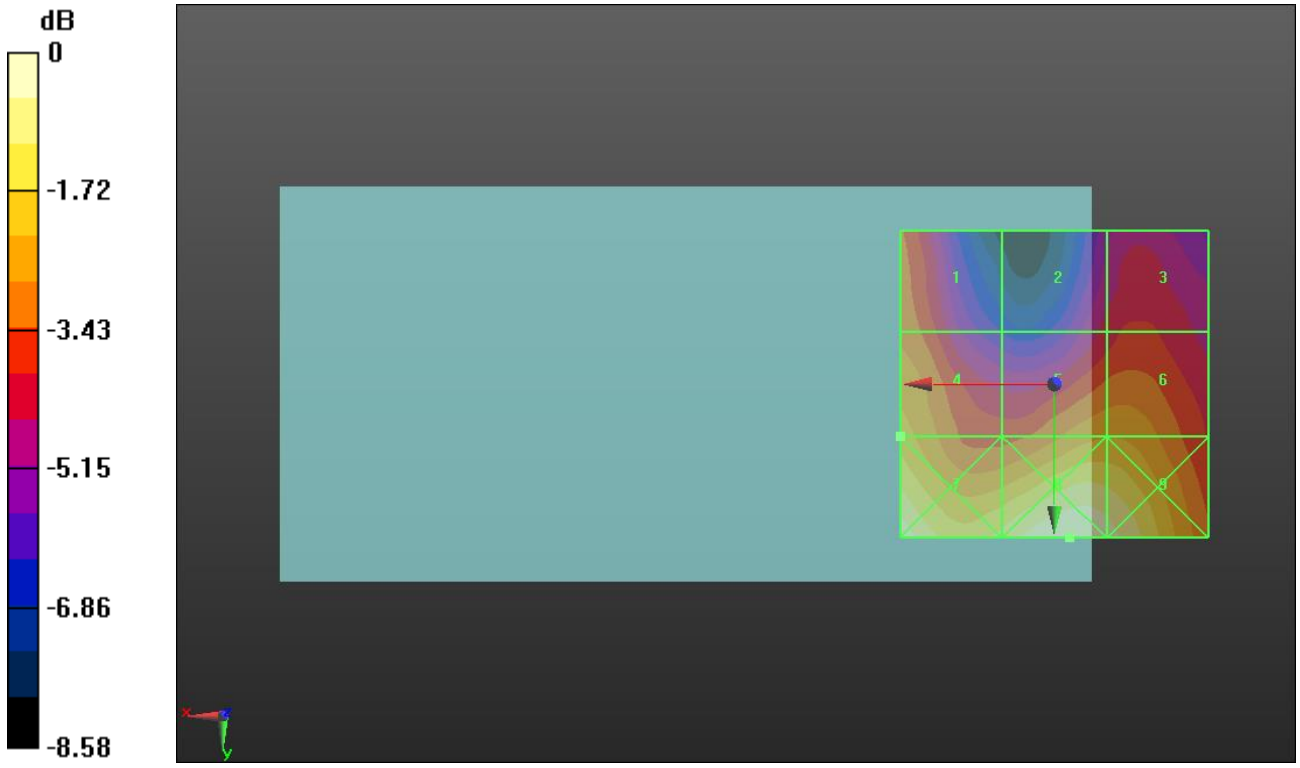


0 dB = 19.71 V/m = 25.89 dBV/m

## LTE Band 41 ANT 1 PC2

Communication System: UID 10173 - CAG, LTE-TDD (SC-FDMA, 1 RB, 20 MHz, 16-QAM); Frequency: 2506 MHz; Duty Cycle: 1:8.87156
Phantom section: RF Section
DASY5 Configuration:
- Probe: EF3DV3 - SN4041; ConvF(1, 1, 1) @ 2506 MHz; Calibrated: 3/18/2020
- Sensor-Surface: (Fix Surface)
- Electronics: DAE4 Sn1357; Calibrated: 2/20/2020
- Phantom: HAC Test Arch with AMCC; Type: SD HAC P01 BB
- Measurement SW: DASY52, Version 52.10 (4);SEMCAD X Version 14.6.14 (7483)

## PC2 E-Field measurement/SC-FDMA 1RB 20 MHz 16QAM Ch. 39750/Hearing Aid Compatibility Test (101x101x1): Interpolated grid: dx=0.5000 mm, dy=0.5000 mm

Device Reference Point: 0, 0, -6.3 mm
Reference Value = 26.63 V/m; Power Drift = -0.05 dB
Applied MIF = -1.44 dB
RF audio interference level = 25.77 dBV/m
**Emission category: M4**

MIF scaled E-field

| | | |
|---|---|---|
| Grid 1 **M4** **24.88 dBV/m** | Grid 2 **M4** **25.42 dBV/m** | Grid 3 **M4** **25.48 dBV/m** |
| Grid 4 **M4** **24.52 dBV/m** | Grid 5 **M4** **25.72 dBV/m** | Grid 6 **M4** **25.77 dBV/m** |
| Grid 7 **M4** **26.81 dBV/m** | Grid 8 **M4** **26.54 dBV/m** | Grid 9 **M4** **26.38 dBV/m** |




0 dB = 21.90 V/m = 26.81 dBV/m

## LTE Band 41 ANT 1 PC2

Communication System: UID 10173 - CAG, LTE-TDD (SC-FDMA, 1 RB, 20 MHz, 16-QAM); Frequency: 2549.5 MHz; Duty Cycle: 1:8.87156
Phantom section: RF Section
DASY5 Configuration:
- Probe: EF3DV3 - SN4041; ConvF(1, 1, 1) @ 2549.5 MHz; Calibrated: 3/18/2020
- Sensor-Surface: (Fix Surface)
- Electronics: DAE4 Sn1357; Calibrated: 2/20/2020
- Phantom: HAC Test Arch with AMCC; Type: SD HAC P01 BB
- Measurement SW: DASY52, Version 52.10 (4);SEMCAD X Version 14.6.14 (7483)

## PC2 E-Field measurement/SC-FDMA 1RB 20 MHz 16QAM Ch. 40185/Hearing Aid Compatibility Test (101x101x1): Interpolated grid: dx=0.5000 mm, dy=0.5000 mm

Device Reference Point: 0, 0, -6.3 mm
Reference Value = 22.89 V/m; Power Drift = 0.10 dB
Applied MIF = -1.44 dB
RF audio interference level = 25.35 dBV/m
**Emission category: M4**

MIF scaled E-field

| | | |
|---|---|---|
| Grid 1 **M4** **25.35 dBV/m** | Grid 2 **M4** **23.67 dBV/m** | Grid 3 **M4** **23.84 dBV/m** |
| Grid 4 **M4** **25.05 dBV/m** | Grid 5 **M4** **24.93 dBV/m** | Grid 6 **M4** **24.94 dBV/m** |
| Grid 7 **M4** **26.91 dBV/m** | Grid 8 **M4** **27 dBV/m** | Grid 9 **M4** **26.72 dBV/m** |

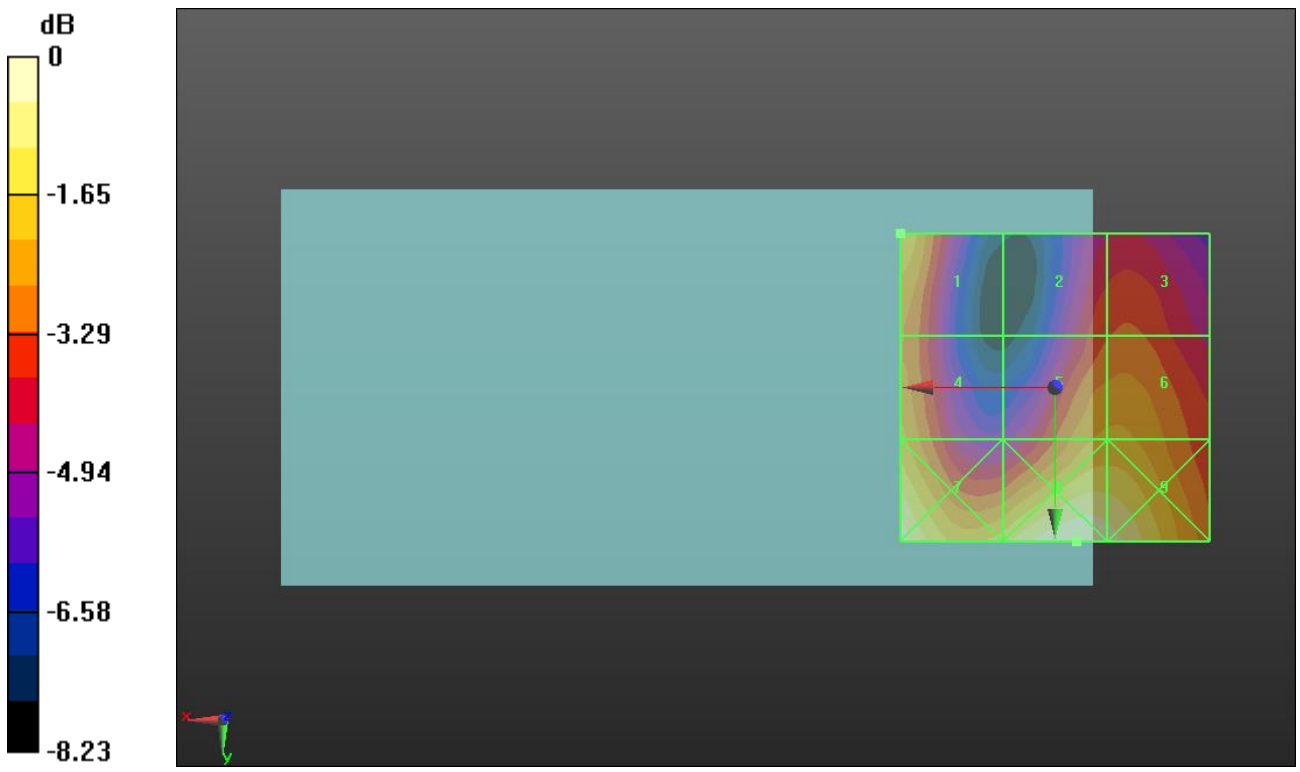


0 dB = 22.38 V/m = 27.00 dBV/m

## LTE Band 41 ANT 1 PC2

Communication System: UID 10173 - CAG, LTE-TDD (SC-FDMA, 1 RB, 20 MHz, 16-QAM); Frequency: 2593 MHz; Duty Cycle: 1:8.87156
Phantom section: RF Section
DASY5 Configuration:
- Probe: EF3DV3 - SN4041; ConvF(1, 1, 1) @ 2593 MHz; Calibrated: 3/18/2020
- Sensor-Surface: (Fix Surface)
- Electronics: DAE4 Sn1357; Calibrated: 2/20/2020
- Phantom: HAC Test Arch with AMCC; Type: SD HAC P01 BB
- Measurement SW: DASY52, Version 52.10 (4);SEMCAD X Version 14.6.14 (7483)

## PC2 E-Field measurement/SC-FDMA 1RB 20 MHz 16QAM Ch. 40620/Hearing Aid Compatibility Test (101x101x1): Interpolated grid: dx=0.5000 mm, dy=0.5000 mm

Device Reference Point: 0, 0, -6.3 mm
Reference Value = 24.20 V/m; Power Drift = 0.07 dB
Applied MIF = -1.44 dB
RF audio interference level = 25.51 dBV/m
**Emission category: M4**

MIF scaled E-field

| | | |
|---|---|---|
| Grid 1 **M4** **23.83 dBV/m** | Grid 2 **M4** **24.15 dBV/m** | Grid 3 **M4** **24.32 dBV/m** |
| Grid 4 **M4** **24.55 dBV/m** | Grid 5 **M4** **25.5 dBV/m** | Grid 6 **M4** **25.51 dBV/m** |
| Grid 7 **M4** **26.63 dBV/m** | Grid 8 **M4** **27.48 dBV/m** | Grid 9 **M4** **27.25 dBV/m** |

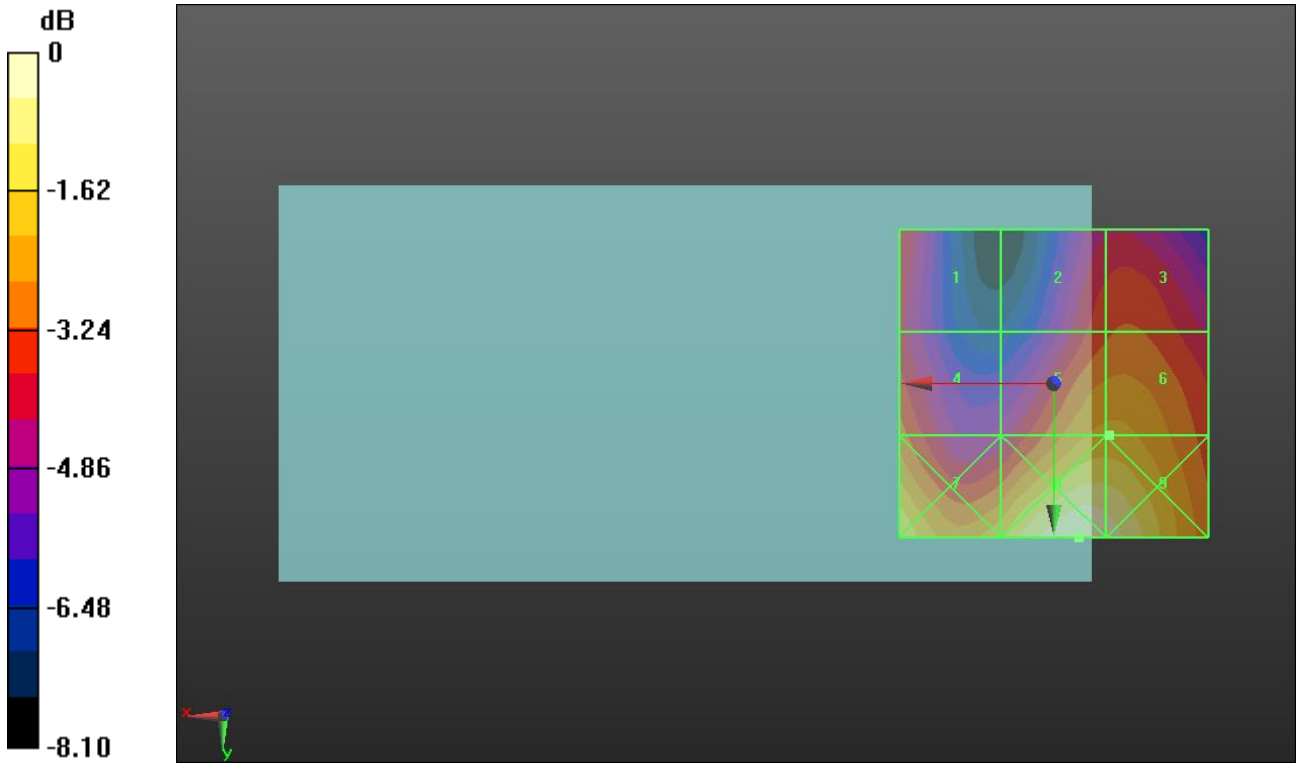


0 dB = 23.67 V/m = 27.48 dBV/m

## LTE Band 41 ANT 1 PC2

Communication System: UID 10173 - CAG, LTE-TDD (SC-FDMA, 1 RB, 20 MHz, 16-QAM); Frequency: 2636.5 MHz; Duty Cycle: 1:8.87156
Phantom section: RF Section
DASY5 Configuration:
- Probe: EF3DV3 - SN4041; ConvF(1, 1, 1) @ 2636.5 MHz; Calibrated: 3/18/2020
- Sensor-Surface: (Fix Surface)
- Electronics: DAE4 Sn1357; Calibrated: 2/20/2020
- Phantom: HAC Test Arch with AMCC; Type: SD HAC P01 BB
- Measurement SW: DASY52, Version 52.10 (4);SEMCAD X Version 14.6.14 (7483)

## PC2 E-Field measurement/SC-FDMA 1RB 20 MHz 16QAM Ch. 41055/Hearing Aid Compatibility Test (101x101x1): Interpolated grid: dx=0.5000 mm, dy=0.5000 mm

Device Reference Point: 0, 0, -6.3 mm
Reference Value = 19.44 V/m; Power Drift = 0.00 dB
Applied MIF = -1.44 dB
RF audio interference level = 23.51 dBV/m
**Emission category: M4**

MIF scaled E-field

| | | |
|---|---|---|
| Grid 1 **M4** **22.08 dBV/m** | Grid 2 **M4** **22.14 dBV/m** | Grid 3 **M4** **22.3 dBV/m** |
| Grid 4 **M4** **22.85 dBV/m** | Grid 5 **M4** **23.48 dBV/m** | Grid 6 **M4** **23.51 dBV/m** |
| Grid 7 **M4** **25.46 dBV/m** | Grid 8 **M4** **25.44 dBV/m** | Grid 9 **M4** **25.21 dBV/m** |




0 dB = 18.76 V/m = 25.46 dBV/m

## LTE Band 41 ANT 1 PC2

Communication System: UID 10173 - CAG, LTE-TDD (SC-FDMA, 1 RB, 20 MHz, 16-QAM); Frequency: 2680 MHz; Duty Cycle: 1:8.87156
Phantom section: RF Section
DASY5 Configuration:
- Probe: EF3DV3 - SN4041; ConvF(1, 1, 1) @ 2680 MHz; Calibrated: 3/18/2020
- Sensor-Surface: (Fix Surface)
- Electronics: DAE4 Sn1357; Calibrated: 2/20/2020
- Phantom: HAC Test Arch with AMCC; Type: SD HAC P01 BB
- Measurement SW: DASY52, Version 52.10 (4);SEMCAD X Version 14.6.14 (7483)

## PC2 E-Field measurement/SC-FDMA 1RB 20 MHz 16QAM Ch. 41490/Hearing Aid Compatibility Test (101x101x1): Interpolated grid: dx=0.5000 mm, dy=0.5000 mm

Device Reference Point: 0, 0, -6.3 mm
Reference Value = 19.63 V/m; Power Drift = 0.17 dB
Applied MIF = -1.44 dB
RF audio interference level = 23.90 dBV/m
**Emission category: M4**

MIF scaled E-field

| | | |
|---|---|---|
| Grid 1 **M4** **22.9 dBV/m** | Grid 2 **M4** **21.83 dBV/m** | Grid 3 **M4** **22.18 dBV/m** |
| Grid 4 **M4** **23.9 dBV/m** | Grid 5 **M4** **23.88 dBV/m** | Grid 6 **M4** **23.88 dBV/m** |
| Grid 7 **M4** **26 dBV/m** | Grid 8 **M4** **26.05 dBV/m** | Grid 9 **M4** **25.78 dBV/m** |

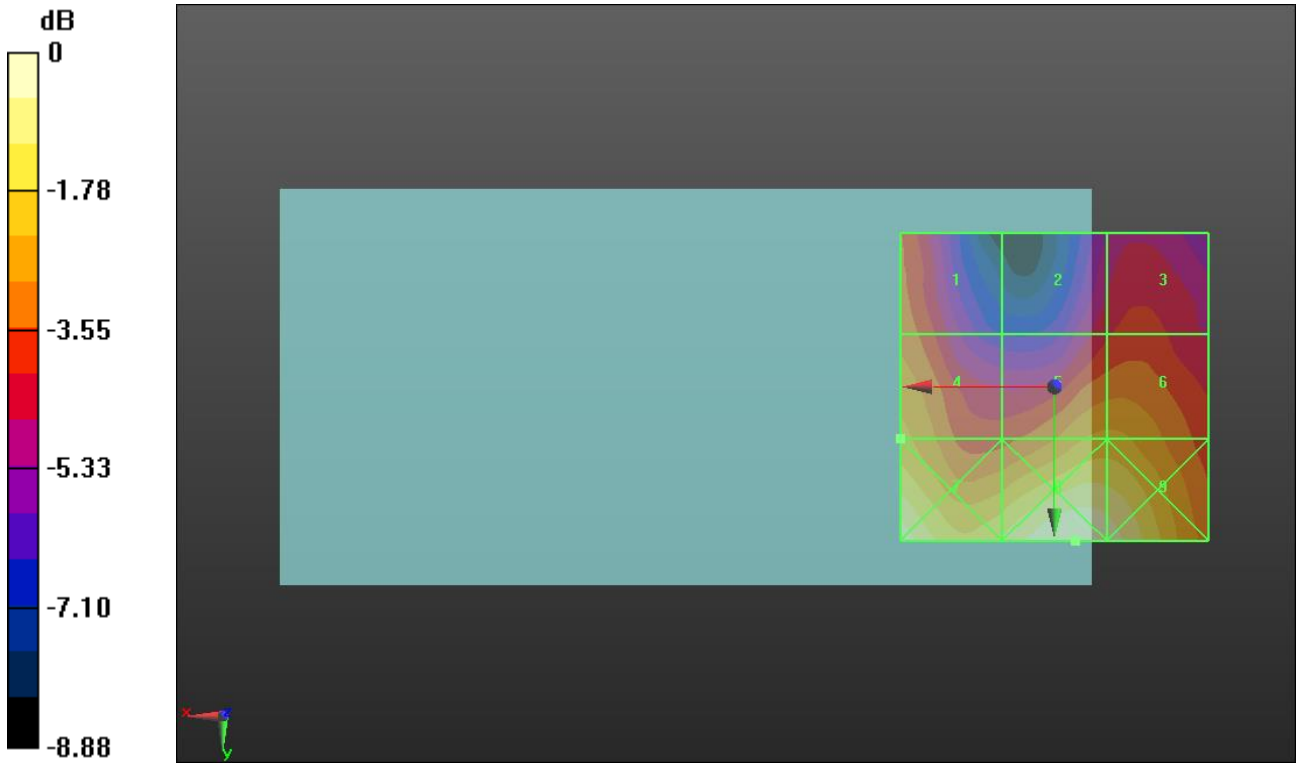


0 dB = 20.07 V/m = 26.05 dBV/m

## GSM1900 ANT 2

Communication System: UID 10021 - DAC, GSM-FDD (TDMA, GMSK); Frequency: 824.2 MHz; Duty Cycle: 1:8.69961
Phantom section: RF Section
DASY5 Configuration:
- Probe: EF3DV3 - SN4041; ConvF(1, 1, 1) @ 824.2 MHz; Calibrated: 3/18/2020
- Sensor-Surface: (Fix Surface)
- Electronics: DAE4 Sn1357; Calibrated: 2/20/2020
- Phantom: HAC Test Arch with AMCC; Type: SD HAC P01 BB
- Measurement SW: DASY52, Version 52.10 (4);SEMCAD X Version 14.6.14 (7483)

## GSM850 E-Field measurement/Voice_ch 128/Hearing Aid Compatibility Test (101x101x1): Interpolated grid: dx=0.5000 mm, dy=0.5000 mm

Device Reference Point: 0, 0, -6.3 mm
Reference Value = 126.2 V/m; Power Drift = -0.04 dB
Applied MIF = 3.63 dB
RF audio interference level = 41.51 dBV/m
**Emission category: M3**

MIF scaled E-field

| | | |
|---|---|---|
| Grid 1 **M4** **38.42 dBV/m** | Grid 2 **M3** **41.29 dBV/m** | Grid 3 **M3** **41.2 dBV/m** |
| Grid 4 **M4** **38.17 dBV/m** | Grid 5 **M3** **41.51 dBV/m** | Grid 6 **M3** **41.4 dBV/m** |
| Grid 7 **M4** **37.8 dBV/m** | Grid 8 **M3** **41.12 dBV/m** | Grid 9 **M3** **40.91 dBV/m** |




0 dB = 119.0 V/m = 41.51 dBV/m

## GSM1900 ANT 2

Communication System: UID 10021 - DAC, GSM-FDD (TDMA, GMSK); Frequency: 836.6 MHz; Duty Cycle: 1:8.69961
Phantom section: RF Section
DASY5 Configuration:
- Probe: EF3DV3 - SN4041; ConvF(1, 1, 1) @ 836.6 MHz; Calibrated: 3/18/2020
- Sensor-Surface: (Fix Surface)
- Electronics: DAE4 Sn1357; Calibrated: 2/20/2020
- Phantom: HAC Test Arch with AMCC; Type: SD HAC P01 BB
- Measurement SW: DASY52, Version 52.10 (4);SEMCAD X Version 14.6.14 (7483)

## GSM850 E-Field measurement/Voice_ch 190/Hearing Aid Compatibility Test (101x101x1): Interpolated grid: dx=0.5000 mm, dy=0.5000 mm

Device Reference Point: 0, 0, -6.3 mm
Reference Value = 124.3 V/m; Power Drift = -0.07 dB
Applied MIF = 3.63 dB
RF audio interference level = 41.15 dBV/m
**Emission category: M3**

MIF scaled E-field

| | | |
|---|---|---|
| Grid 1 **M4** **37.52 dBV/m** | Grid 2 **M3** **40.86 dBV/m** | Grid 3 **M3** **40.74 dBV/m** |
| Grid 4 **M4** **37.56 dBV/m** | Grid 5 **M3** **41.15 dBV/m** | Grid 6 **M3** **41 dBV/m** |
| Grid 7 **M4** **37.32 dBV/m** | Grid 8 **M3** **40.85 dBV/m** | Grid 9 **M3** **40.59 dBV/m** |

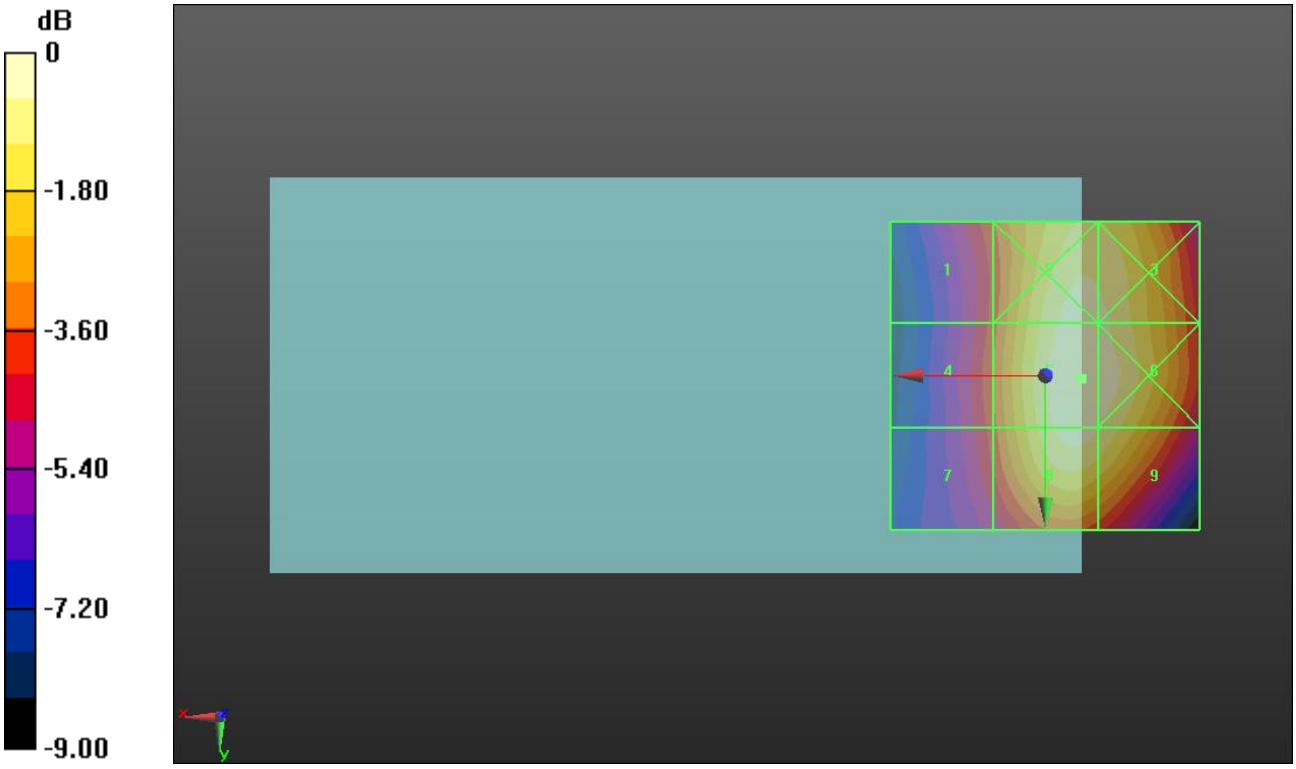


0 dB = 114.1 V/m = 41.15 dBV/m

## GSM1900 ANT 2

Communication System: UID 10021 - DAC, GSM-FDD (TDMA, GMSK); Frequency: 848.6 MHz; Duty Cycle: 1:8.69961
Phantom section: RF Section
DASY5 Configuration:
- Probe: EF3DV3 - SN4041; ConvF(1, 1, 1) @ 848.6 MHz; Calibrated: 3/18/2020
- Sensor-Surface: (Fix Surface)
- Electronics: DAE4 Sn1357; Calibrated: 2/20/2020
- Phantom: HAC Test Arch with AMCC; Type: SD HAC P01 BB
- Measurement SW: DASY52, Version 52.10 (4);SEMCAD X Version 14.6.14 (7483)

## GSM850 E-Field measurement/Voice_ch 251/Hearing Aid Compatibility Test (101x101x1): Interpolated grid: dx=0.5000 mm, dy=0.5000 mm

Device Reference Point: 0, 0, -6.3 mm
Reference Value = 119.1 V/m; Power Drift = 0.01 dB
Applied MIF = 3.63 dB
RF audio interference level = 40.97 dBV/m
**Emission category: M3**

MIF scaled E-field

| | | |
|---|---|---|
| Grid 1 **M4** **37.47 dBV/m** | Grid 2 **M3** **40.7 dBV/m** | Grid 3 **M3** **40.61 dBV/m** |
| Grid 4 **M4** **37.4 dBV/m** | Grid 5 **M3** **40.97 dBV/m** | Grid 6 **M3** **40.87 dBV/m** |
| Grid 7 **M4** **37.12 dBV/m** | Grid 8 **M3** **40.68 dBV/m** | Grid 9 **M3** **40.44 dBV/m** |

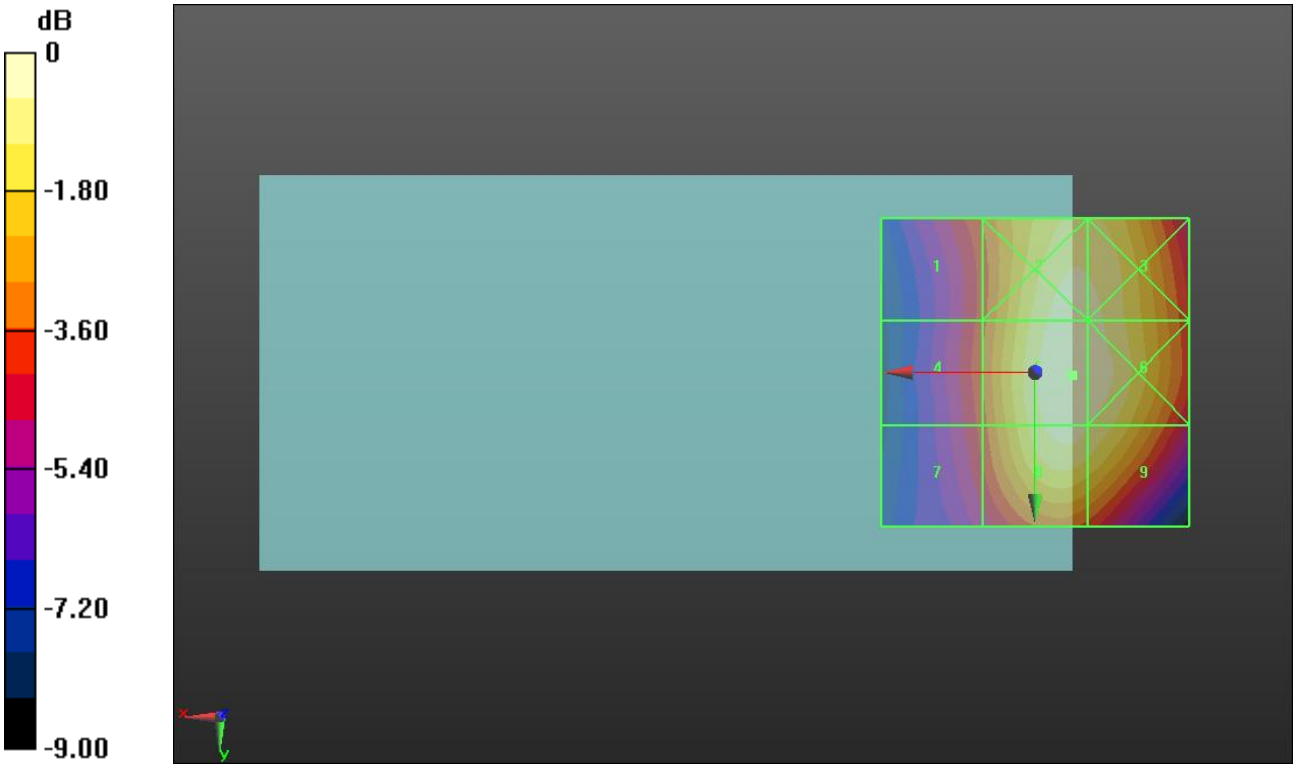


0 dB = 111.8 V/m = 40.97 dBV/m

## GSM1900 ANT 2

Communication System: UID 10021 - DAC, GSM-FDD (TDMA, GMSK); Frequency: 1850.2 MHz; Duty Cycle: 1:8.69961
Phantom section: RF Section
DASY5 Configuration:
- Probe: EF3DV3 - SN4041; ConvF(1, 1, 1) @ 1850.2 MHz; Calibrated: 3/18/2020
- Sensor-Surface: (Fix Surface)
- Electronics: DAE4 Sn1357; Calibrated: 2/20/2020
- Phantom: HAC Test Arch with AMCC; Type: SD HAC P01 BB
- Measurement SW: DASY52, Version 52.10 (4);SEMCAD X Version 14.6.14 (7483)

## GSM1900 E-Field measurement/Voice_ch 512/Hearing Aid Compatibility Test (101x101x1): Interpolated grid: dx=0.5000 mm, dy=0.5000 mm

Device Reference Point: 0, 0, -6.3 mm
Reference Value = 19.10 V/m; Power Drift = -0.14 dB
Applied MIF = 3.63 dB
RF audio interference level = 27.98 dBV/m
**Emission category: M4**

MIF scaled E-field

| | | |
|---|---|---|
| Grid 1 **M4** **24.37 dBV/m** | Grid 2 **M4** **26.68 dBV/m** | Grid 3 **M4** **26.92 dBV/m** |
| Grid 4 **M4** **27.13 dBV/m** | Grid 5 **M4** **27.83 dBV/m** | Grid 6 **M4** **27.98 dBV/m** |
| Grid 7 **M3** **30.39 dBV/m** | Grid 8 **M4** **28.74 dBV/m** | Grid 9 **M4** **28.75 dBV/m** |

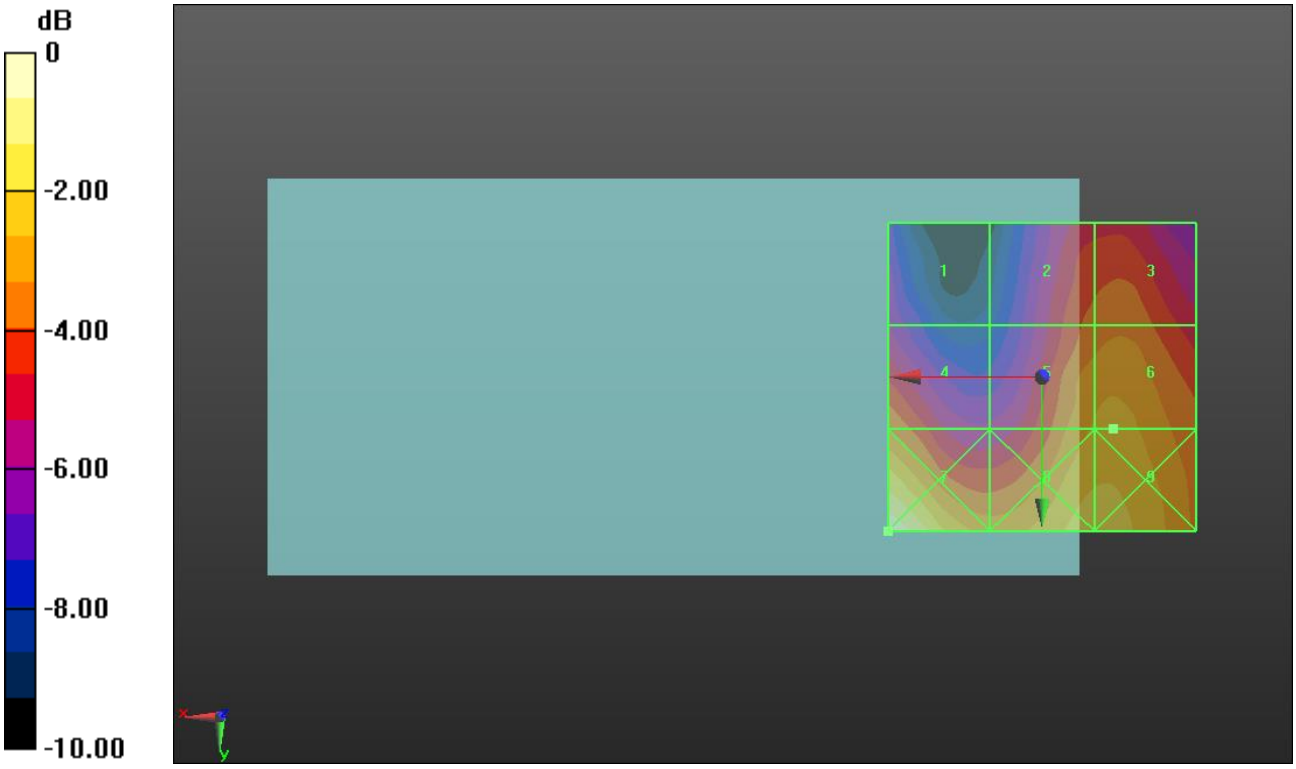


0 dB = 33.08 V/m = 30.39 dBV/m

## GSM1900 ANT 2

Communication System: UID 10021 - DAC, GSM-FDD (TDMA, GMSK); Frequency: 1880 MHz; Duty Cycle: 1:8.69961
Phantom section: RF Section
DASY5 Configuration:
- Probe: EF3DV3 - SN4041; ConvF(1, 1, 1) @ 1880 MHz; Calibrated: 3/18/2020
- Sensor-Surface: (Fix Surface)
- Electronics: DAE4 Sn1357; Calibrated: 2/20/2020
- Phantom: HAC Test Arch with AMCC; Type: SD HAC P01 BB
- Measurement SW: DASY52, Version 52.10 (4);SEMCAD X Version 14.6.14 (7483)

## GSM1900 E-Field measurement/Voice_ch 661/Hearing Aid Compatibility Test (101x101x1): Interpolated grid: dx=0.5000 mm, dy=0.5000 mm

Device Reference Point: 0, 0, -6.3 mm
Reference Value = 18.61 V/m; Power Drift = 0.06 dB
Applied MIF = 3.63 dB
RF audio interference level = 28.51 dBV/m
**Emission category: M4**

MIF scaled E-field

| | | |
|---|---|---|
| Grid 1 **M4** **23.79 dBV/m** | Grid 2 **M4** **27.96 dBV/m** | Grid 3 **M4** **28.07 dBV/m** |
| Grid 4 **M4** **26.4 dBV/m** | Grid 5 **M4** **28.37 dBV/m** | Grid 6 **M4** **28.51 dBV/m** |
| Grid 7 **M3** **30.4 dBV/m** | Grid 8 **M4** **28.82 dBV/m** | Grid 9 **M4** **28.83 dBV/m** |

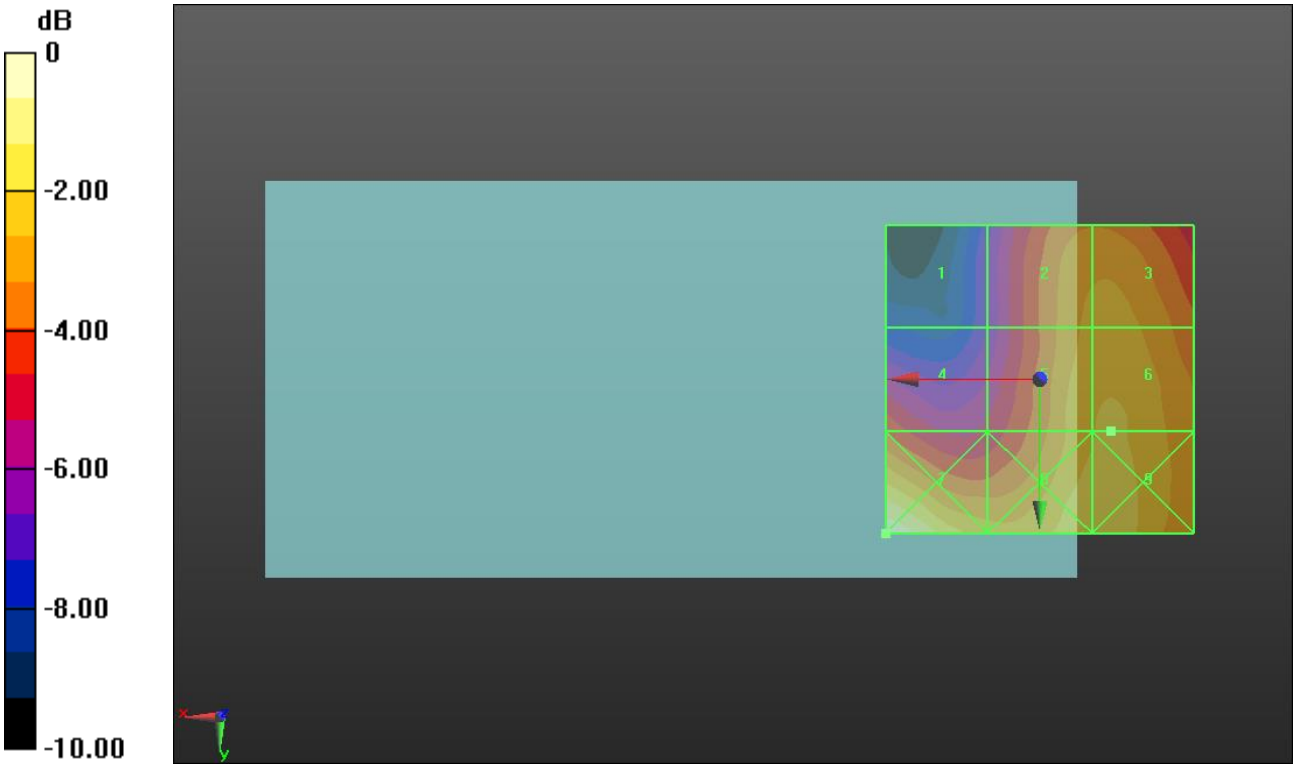


0 dB = 33.13 V/m = 30.40 dBV/m

## GSM1900 ANT 2

Communication System: UID 10021 - DAC, GSM-FDD (TDMA, GMSK); Frequency: 1909.8 MHz; Duty Cycle: 1:8.69961
Phantom section: RF Section
DASY5 Configuration:
- Probe: EF3DV3 - SN4041; ConvF(1, 1, 1) @ 1909.8 MHz; Calibrated: 3/18/2020
- Sensor-Surface: (Fix Surface)
- Electronics: DAE4 Sn1357; Calibrated: 2/20/2020
- Phantom: HAC Test Arch with AMCC; Type: SD HAC P01 BB
- Measurement SW: DASY52, Version 52.10 (4);SEMCAD X Version 14.6.14 (7483)

## GSM1900 E-Field measurement/Voice_ch 810/Hearing Aid Compatibility Test (101x101x1): Interpolated grid: dx=0.5000 mm, dy=0.5000 mm

Device Reference Point: 0, 0, -6.3 mm
Reference Value = 15.27 V/m; Power Drift = 0.05 dB
Applied MIF = 3.63 dB
RF audio interference level = 27.19 dBV/m
**Emission category: M4**

MIF scaled E-field

| | | |
|---|---|---|
| Grid 1 **M4** **22.69 dBV/m** | Grid 2 **M4** **26.25 dBV/m** | Grid 3 **M4** **26.39 dBV/m** |
| Grid 4 **M4** **25.93 dBV/m** | Grid 5 **M4** **27.07 dBV/m** | Grid 6 **M4** **27.19 dBV/m** |
| Grid 7 **M3** **30.17 dBV/m** | Grid 8 **M4** **28.72 dBV/m** | Grid 9 **M4** **27.86 dBV/m** |

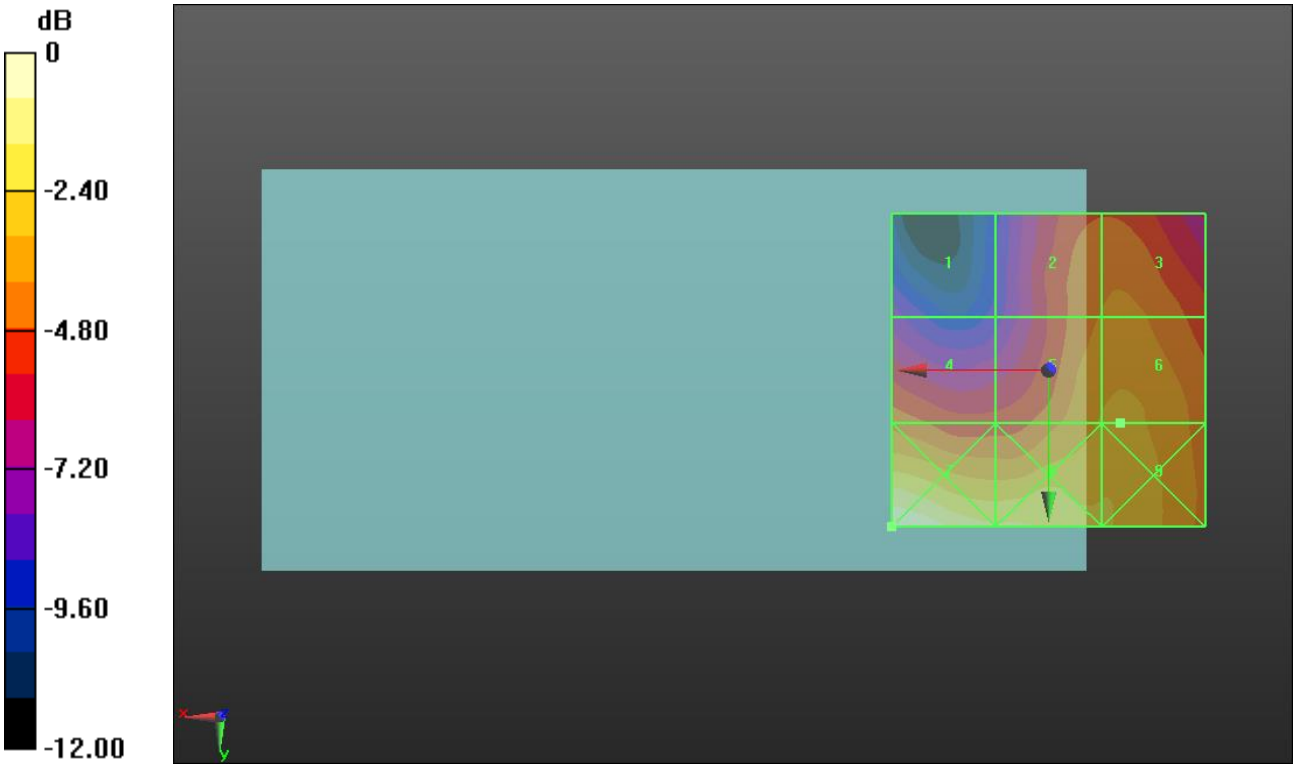


0 dB = 32.26 V/m = 30.17 dBV/m

## CDMA2000 ANT 2

Communication System: UID 10295 - AAB, CDMA2000 ANT 2, RC1, SO3, 1/8th Rate 25 fr.; Frequency: 824.7 MHz; Duty Cycle: 1:17.746
Phantom section: RF Section
DASY5 Configuration:
- Probe: EF3DV3 - SN4041; ConvF(1, 1, 1) @ 824.7 MHz; Calibrated: 3/18/2020
- Sensor-Surface: (Fix Surface)
- Electronics: DAE4 Sn1357; Calibrated: 2/20/2020
- Phantom: HAC Test Arch with AMCC; Type: SD HAC P01 BB
- Measurement SW: DASY52, Version 52.10 (4);SEMCAD X Version 14.6.14 (7483)

## CDMA2000 ANT 2 BC0 E-Field measurement/1xRTT, RC1, SO3, 1/8th Rate 25 fr. Ch. 1013/Hearing Aid Compatibility Test (101x101x1): Interpolated grid: dx=0.5000 mm, dy=0.5000 mm

Device Reference Point: 0, 0, -6.3 mm
Reference Value = 54.07 V/m; Power Drift = -0.01 dB
Applied MIF = 3.26 dB
RF audio interference level = 33.99 dBV/m
**Emission category: M4**

MIF scaled E-field

| | | |
|---|---|---|
| Grid 1 **M4** **30.91 dBV/m** | Grid 2 **M4** **33.74 dBV/m** | Grid 3 **M4** **33.72 dBV/m** |
| Grid 4 **M4** **31.03 dBV/m** | Grid 5 **M4** **33.99 dBV/m** | Grid 6 **M4** **33.97 dBV/m** |
| Grid 7 **M4** **30.34 dBV/m** | Grid 8 **M4** **33.62 dBV/m** | Grid 9 **M4** **33.54 dBV/m** |




0 dB = 50.09 V/m = 34.00 dBV/m

## CDMA2000 ANT 2

Communication System: UID 10295 - AAB, CDMA2000 ANT 2, RC1, SO3, 1/8th Rate 25 fr.; Frequency: 836.52 MHz; Duty Cycle: 1:17.746
Phantom section: RF Section
DASY5 Configuration:
- Probe: EF3DV3 - SN4041; ConvF(1, 1, 1) @ 836.52 MHz; Calibrated: 3/18/2020
- Sensor-Surface: (Fix Surface)
- Electronics: DAE4 Sn1357; Calibrated: 2/20/2020
- Phantom: HAC Test Arch with AMCC; Type: SD HAC P01 BB
- Measurement SW: DASY52, Version 52.10 (4);SEMCAD X Version 14.6.14 (7483)

### CDMA2000 ANT 2 BC0 E-Field measurement/1xRTT, RC1, SO3, 1/8th Rate 25 fr. Ch. 384/Hearing Aid Compatibility Test (101x101x1): Interpolated grid: dx=0.5000 mm, dy=0.5000 mm

Device Reference Point: 0, 0, -6.3 mm
Reference Value = 54.82 V/m; Power Drift = -0.01 dB
Applied MIF = 3.26 dB
RF audio interference level = 33.85 dBV/m
**Emission category: M4**

MIF scaled E-field

| | | |
|---|---|---|
| Grid 1 **M4** **30.47 dBV/m** | Grid 2 **M4** **33.57 dBV/m** | Grid 3 **M4** **33.53 dBV/m** |
| Grid 4 **M4** **30.88 dBV/m** | Grid 5 **M4** **33.85 dBV/m** | Grid 6 **M4** **33.8 dBV/m** |
| Grid 7 **M4** **30.37 dBV/m** | Grid 8 **M4** **33.52 dBV/m** | Grid 9 **M4** **33.37 dBV/m** |




0 dB = 49.27 V/m = 33.85 dBV/m

## CDMA2000 ANT 2

Communication System: UID 10295 - AAB, CDMA2000 ANT 2, RC1, SO3, 1/8th Rate 25 fr.; Frequency: 848.31 MHz; Duty Cycle: 1:17.746
Phantom section: RF Section
DASY5 Configuration:
- Probe: EF3DV3 - SN4041; ConvF(1, 1, 1) @ 848.31 MHz; Calibrated: 3/18/2020
- Sensor-Surface: (Fix Surface)
- Electronics: DAE4 Sn1357; Calibrated: 2/20/2020
- Phantom: HAC Test Arch with AMCC; Type: SD HAC P01 BB
- Measurement SW: DASY52, Version 52.10 (4);SEMCAD X Version 14.6.14 (7483)

## CDMA2000 ANT 2 BC0 E-Field measurement/1xRTT, RC1, SO3, 1/8th Rate 25 fr. Ch. 777/Hearing Aid Compatibility Test (101x101x1): Interpolated grid: dx=0.5000 mm, dy=0.5000 mm

Device Reference Point: 0, 0, -6.3 mm
Reference Value = 54.85 V/m; Power Drift = 0.09 dB
Applied MIF = 3.26 dB
RF audio interference level = 33.63 dBV/m
**Emission category: M4**

MIF scaled E-field

| | | |
|---|---|---|
| Grid 1 **M4** **30.71 dBV/m** | Grid 2 **M4** **33.31 dBV/m** | Grid 3 **M4** **33.15 dBV/m** |
| Grid 4 **M4** **30.83 dBV/m** | Grid 5 **M4** **33.63 dBV/m** | Grid 6 **M4** **33.43 dBV/m** |
| Grid 7 **M4** **30.64 dBV/m** | Grid 8 **M4** **33.35 dBV/m** | Grid 9 **M4** **33.11 dBV/m** |




0 dB = 48.06 V/m = 33.64 dBV/m

## CDMA2000 ANT 2

Communication System: UID 10295 - AAB, CDMA2000 ANT 2, RC1, SO3, 1/8th Rate 25 fr.; Frequency: 1851.25 MHz; Duty Cycle: 1:17.746
Phantom section: RF Section
DASY5 Configuration:
- Probe: EF3DV3 - SN4041; ConvF(1, 1, 1) @ 1851.25 MHz; Calibrated: 3/18/2020
- Sensor-Surface: (Fix Surface)
- Electronics: DAE4 Sn1357; Calibrated: 2/20/2020
- Phantom: HAC Test Arch with AMCC; Type: SD HAC P01 BB
- Measurement SW: DASY52, Version 52.10 (4);SEMCAD X Version 14.6.14 (7483)

## CDMA2000 ANT 2 BC1 E-Field measurement/1xRTT, RC1, SO3, 1/8th Rate 25 fr. Ch. 25/Hearing Aid Compatibility Test (101x101x1): Interpolated grid: dx=0.5000 mm, dy=0.5000 mm

Device Reference Point: 0, 0, -6.3 mm
Reference Value = 14.38 V/m; Power Drift = 0.18 dB
Applied MIF = 3.26 dB
RF audio interference level = 25.49 dBV/m
**Emission category: M4**

MIF scaled E-field

| | | |
|---|---|---|
| Grid 1 **M4** **27.02 dBV/m** | Grid 2 **M4** **25.49 dBV/m** | Grid 3 **M4** **23.38 dBV/m** |
| Grid 4 **M4** **27.58 dBV/m** | Grid 5 **M4** **25.29 dBV/m** | Grid 6 **M4** **23.77 dBV/m** |
| Grid 7 **M4** **26.62 dBV/m** | Grid 8 **M4** **25.26 dBV/m** | Grid 9 **M4** **23.95 dBV/m** |




0 dB = 23.93 V/m = 27.58 dBV/m

## CDMA2000 ANT 2

Communication System: UID 10295 - AAB, CDMA2000 ANT 2, RC1, SO3, 1/8th Rate 25 fr.; Frequency: 1880 MHz; Duty Cycle: 1:17.746
Phantom section: RF Section
DASY5 Configuration:
- Probe: EF3DV3 - SN4041; ConvF(1, 1, 1) @ 1880 MHz; Calibrated: 3/18/2020
- Sensor-Surface: (Fix Surface)
- Electronics: DAE4 Sn1357; Calibrated: 2/20/2020
- Phantom: HAC Test Arch with AMCC; Type: SD HAC P01 BB
- Measurement SW: DASY52, Version 52.10 (4);SEMCAD X Version 14.6.14 (7483)

## CDMA2000 ANT 2 BC1 E-Field measurement/1xRTT, RC1, SO3, 1/8th Rate 25 fr. Ch. 600/Hearing Aid Compatibility Test (101x101x1): Interpolated grid: dx=0.5000 mm, dy=0.5000 mm

Device Reference Point: 0, 0, -6.3 mm
Reference Value = 14.24 V/m; Power Drift = -0.19 dB
Applied MIF = 3.26 dB
RF audio interference level = 25.95 dBV/m
**Emission category: M4**

MIF scaled E-field

| | | |
|---|---|---|
| Grid 1 **M4** **27.12 dBV/m** | Grid 2 **M4** **25.39 dBV/m** | Grid 3 **M4** **23.6 dBV/m** |
| Grid 4 **M4** **27.74 dBV/m** | Grid 5 **M4** **25.95 dBV/m** | Grid 6 **M4** **24.44 dBV/m** |
| Grid 7 **M4** **26.65 dBV/m** | Grid 8 **M4** **25.63 dBV/m** | Grid 9 **M4** **24.48 dBV/m** |




0 dB = 24.36 V/m = 27.73 dBV/m

## CDMA2000 ANT 2

Communication System: UID 10295 - AAB, CDMA2000 ANT 2, RC1, SO3, 1/8th Rate 25 fr.; Frequency: 1908.75 MHz; Duty Cycle: 1:17.746
Phantom section: RF Section
DASY5 Configuration:
- Probe: EF3DV3 - SN4041; ConvF(1, 1, 1) @ 1908.75 MHz; Calibrated: 3/18/2020
- Sensor-Surface: (Fix Surface)
- Electronics: DAE4 Sn1357; Calibrated: 2/20/2020
- Phantom: HAC Test Arch with AMCC; Type: SD HAC P01 BB
- Measurement SW: DASY52, Version 52.10 (4);SEMCAD X Version 14.6.14 (7483)

## CDMA2000 ANT 2 BC1 E-Field measurement/1xRTT, RC1, SO3, 1/8th Rate 25 fr. Ch. 1175/Hearing Aid Compatibility Test (101x101x1): Interpolated grid: dx=0.5000 mm, dy=0.5000 mm

Device Reference Point: 0, 0, -6.3 mm
Reference Value = 14.69 V/m; Power Drift = 0.15 dB
Applied MIF = 3.26 dB
RF audio interference level = 25.70 dBV/m
**Emission category: M4**

MIF scaled E-field

| | | |
|---|---|---|
| Grid 1 **M4** **26.26 dBV/m** | Grid 2 **M4** **25.13 dBV/m** | Grid 3 **M4** **23.59 dBV/m** |
| Grid 4 **M4** **27.45 dBV/m** | Grid 5 **M4** **25.7 dBV/m** | Grid 6 **M4** **24.13 dBV/m** |
| Grid 7 **M4** **27.56 dBV/m** | Grid 8 **M4** **25.31 dBV/m** | Grid 9 **M4** **24.4 dBV/m** |




0 dB = 23.88 V/m = 27.56 dBV/m

## CDMA2000 ANT 2

Communication System: UID 10295 - AAB, CDMA2000 ANT 2, RC1, SO3, 1/8th Rate 25 fr.; Frequency: 817.9 MHz; Duty Cycle: 1:17.746
Phantom section: RF Section
DASY5 Configuration:
- Probe: EF3DV3 - SN4041; ConvF(1, 1, 1) @ 817.9 MHz; Calibrated: 3/18/2020
- Sensor-Surface: (Fix Surface)
- Electronics: DAE4 Sn1357; Calibrated: 2/20/2020
- Phantom: HAC Test Arch with AMCC; Type: SD HAC P01 BB
- Measurement SW: DASY52, Version 52.10 (4);SEMCAD X Version 14.6.14 (7483)

### CDMA2000 ANT 2 BC10 E-Field measurement/1xRTT, RC1, SO3, 1/8th Rate 25 fr. Ch. 476/Hearing Aid Compatibility Test (101x101x1): Interpolated grid: dx=0.5000 mm, dy=0.5000 mm

Device Reference Point: 0, 0, -6.3 mm
Reference Value = 52.01 V/m; Power Drift = -0.07 dB
Applied MIF = 3.26 dB
RF audio interference level = 33.59 dBV/m
**Emission category: M4**

MIF scaled E-field

| | | |
|---|---|---|
| Grid 1 **M4** **30.21 dBV/m** | Grid 2 **M4** **33.33 dBV/m** | Grid 3 **M4** **33.32 dBV/m** |
| Grid 4 **M4** **30.18 dBV/m** | Grid 5 **M4** **33.59 dBV/m** | Grid 6 **M4** **33.59 dBV/m** |
| Grid 7 **M4** **29.6 dBV/m** | Grid 8 **M4** **33.15 dBV/m** | Grid 9 **M4** **33.05 dBV/m** |




0 dB = 47.81 V/m = 33.59 dBV/m

## CDMA2000 ANT 2

Communication System: UID 10295 - AAB, CDMA2000 ANT 2, RC1, SO3, 1/8th Rate 25 fr.; Frequency: 820.5 MHz; Duty Cycle: 1:17.746
Phantom section: RF Section
DASY5 Configuration:
- Probe: EF3DV3 - SN4041; ConvF(1, 1, 1) @ 820.5 MHz; Calibrated: 3/18/2020
- Sensor-Surface: (Fix Surface)
- Electronics: DAE4 Sn1357; Calibrated: 2/20/2020
- Phantom: HAC Test Arch with AMCC; Type: SD HAC P01 BB
- Measurement SW: DASY52, Version 52.10 (4);SEMCAD X Version 14.6.14 (7483)

### CDMA2000 ANT 2 BC10 E-Field measurement/1xRTT, RC1, SO3, 1/8th Rate 25 fr. Ch. 580/Hearing Aid Compatibility Test (101x101x1): Interpolated grid: dx=0.5000 mm, dy=0.5000 mm

Device Reference Point: 0, 0, -6.3 mm
Reference Value = 53.18 V/m; Power Drift = -0.09 dB
Applied MIF = 3.26 dB
RF audio interference level = 33.93 dBV/m
**Emission category: M4**

MIF scaled E-field

| | | |
|---|---|---|
| Grid 1 **M4** **30.75 dBV/m** | Grid 2 **M4** **33.72 dBV/m** | Grid 3 **M4** **33.71 dBV/m** |
| Grid 4 **M4** **30.65 dBV/m** | Grid 5 **M4** **33.93 dBV/m** | Grid 6 **M4** **33.92 dBV/m** |
| Grid 7 **M4** **30.15 dBV/m** | Grid 8 **M4** **33.53 dBV/m** | Grid 9 **M4** **33.47 dBV/m** |




0 dB = 49.70 V/m = 33.93 dBV/m

## CDMA2000 ANT 2

Communication System: UID 10295 - AAB, CDMA2000 ANT 2, RC1, SO3, 1/8th Rate 25 fr.; Frequency: 823.1 MHz; Duty Cycle: 1:17.746
Phantom section: RF Section
DASY5 Configuration:
- Probe: EF3DV3 - SN4041; ConvF(1, 1, 1) @ 823.1 MHz; Calibrated: 3/18/2020
- Sensor-Surface: (Fix Surface)
- Electronics: DAE4 Sn1357; Calibrated: 2/20/2020
- Phantom: HAC Test Arch with AMCC; Type: SD HAC P01 BB
- Measurement SW: DASY52, Version 52.10 (4);SEMCAD X Version 14.6.14 (7483)

### CDMA2000 ANT 2 BC10 E-Field measurement/1xRTT, RC1, SO3, 1/8th Rate 25 fr. Ch. 684/Hearing Aid Compatibility Test (101x101x1): Interpolated grid: dx=0.5000 mm, dy=0.5000 mm

Device Reference Point: 0, 0, -6.3 mm
Reference Value = 53.42 V/m; Power Drift = -0.05 dB
Applied MIF = 3.26 dB
RF audio interference level = 34.07 dBV/m
**Emission category: M4**

MIF scaled E-field

| | | |
|---|---|---|
| Grid 1 **M4** **30.55 dBV/m** | Grid 2 **M4** **33.85 dBV/m** | Grid 3 **M4** **33.85 dBV/m** |
| Grid 4 **M4** **30.32 dBV/m** | Grid 5 **M4** **34.07 dBV/m** | Grid 6 **M4** **34.07 dBV/m** |
| Grid 7 **M4** **30.18 dBV/m** | Grid 8 **M4** **33.59 dBV/m** | Grid 9 **M4** **33.55 dBV/m** |




0 dB = 50.50 V/m = 34.07 dBV/m

## LTE Band 41 ANT 2

Communication System: UID 10173 - CAG, LTE-TDD (SC-FDMA, 1 RB, 20 MHz, 16-QAM); Frequency: 2506 MHz; Duty Cycle: 1:8.87156
Phantom section: RF Section
DASY5 Configuration:
- Probe: EF3DV3 - SN4041; ConvF(1, 1, 1) @ 2506 MHz; Calibrated: 3/18/2020
- Sensor-Surface: (Fix Surface)
- Electronics: DAE4 Sn1357; Calibrated: 2/20/2020
- Phantom: HAC Test Arch with AMCC; Type: SD HAC P01 BB
- Measurement SW: DASY52, Version 52.10 (4);SEMCAD X Version 14.6.14 (7483)

## PC3 E-Field measurement/SC-FDMA 1RB 20 MHz 16QAM Ch. 39750/Hearing Aid Compatibility Test (101x101x1): Interpolated grid: dx=0.5000 mm, dy=0.5000 mm

Device Reference Point: 0, 0, -6.3 mm
Reference Value = 45.02 V/m; Power Drift = -0.13 dB
Applied MIF = -1.44 dB
RF audio interference level = 28.94 dBV/m
**Emission category: M4**

MIF scaled E-field

| | | |
|---|---|---|
| Grid 1 **M3** **31.4 dBV/m** | Grid 2 **M3** **30.94 dBV/m** | Grid 3 **M4** **29.09 dBV/m** |
| Grid 4 **M4** **28.09 dBV/m** | Grid 5 **M4** **28.94 dBV/m** | Grid 6 **M4** **28.11 dBV/m** |
| Grid 7 **M4** **24.44 dBV/m** | Grid 8 **M4** **25.32 dBV/m** | Grid 9 **M4** **25.13 dBV/m** |

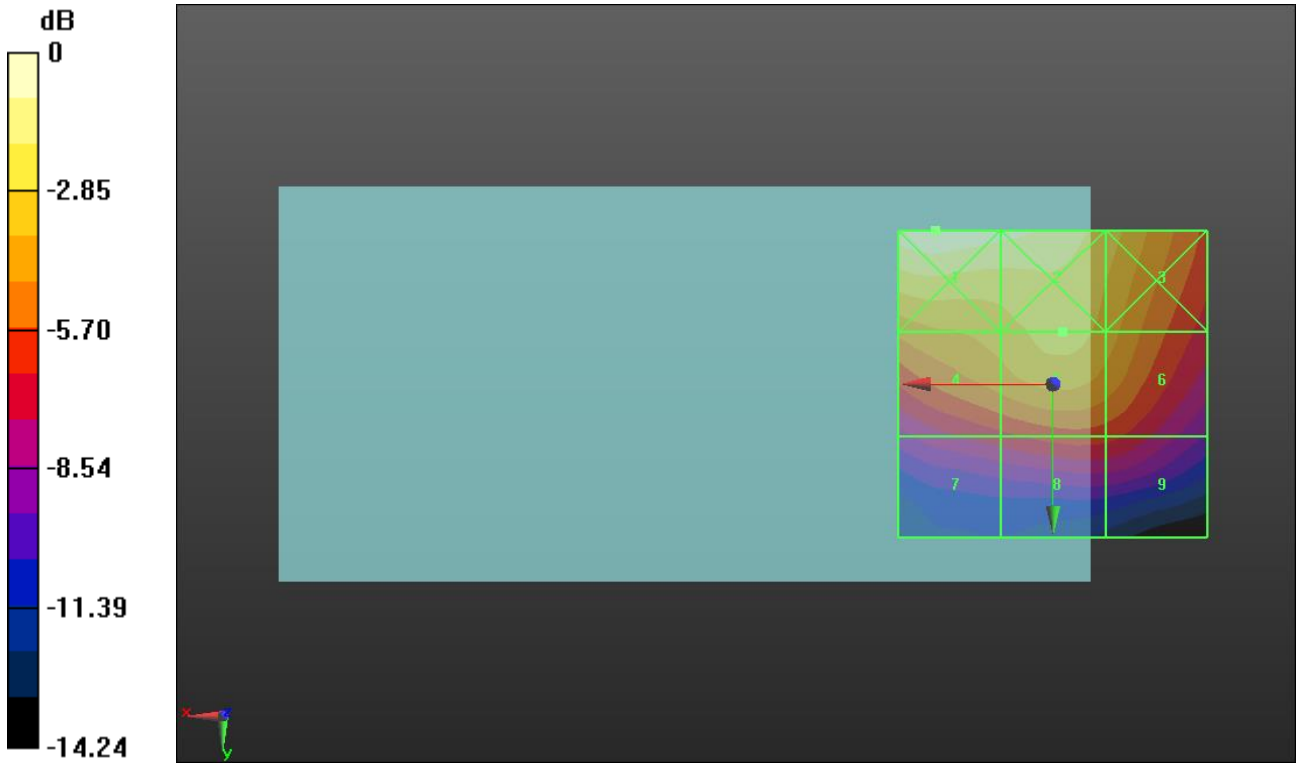


0 dB = 37.16 V/m = 31.40 dBV/m

## LTE Band 41 ANT 2

Communication System: UID 10173 - CAG, LTE-TDD (SC-FDMA, 1 RB, 20 MHz, 16-QAM); Frequency: 2549.5 MHz; Duty Cycle: 1:8.87156
Phantom section: RF Section
DASY5 Configuration:
- Probe: EF3DV3 - SN4041; ConvF(1, 1, 1) @ 2549.5 MHz; Calibrated: 3/18/2020
- Sensor-Surface: (Fix Surface)
- Electronics: DAE4 Sn1357; Calibrated: 2/20/2020
- Phantom: HAC Test Arch with AMCC; Type: SD HAC P01 BB
- Measurement SW: DASY52, Version 52.10 (4);SEMCAD X Version 14.6.14 (7483)

## PC3 E-Field measurement/SC-FDMA 1RB 20 MHz 16QAM Ch. 40185/Hearing Aid Compatibility Test (101x101x1): Interpolated grid: dx=0.5000 mm, dy=0.5000 mm

Device Reference Point: 0, 0, -6.3 mm
Reference Value = 61.38 V/m; Power Drift = -0.03 dB
Applied MIF = -1.44 dB
RF audio interference level = 31.64 dBV/m
**Emission category: M3**

MIF scaled E-field

| | | |
|---|---|---|
| Grid 1 **M3** **33.61 dBV/m** | Grid 2 **M3** **32.83 dBV/m** | Grid 3 **M3** **31.12 dBV/m** |
| Grid 4 **M3** **30.38 dBV/m** | Grid 5 **M3** **31.64 dBV/m** | Grid 6 **M3** **30.91 dBV/m** |
| Grid 7 **M4** **26.34 dBV/m** | Grid 8 **M4** **27.67 dBV/m** | Grid 9 **M4** **27.57 dBV/m** |

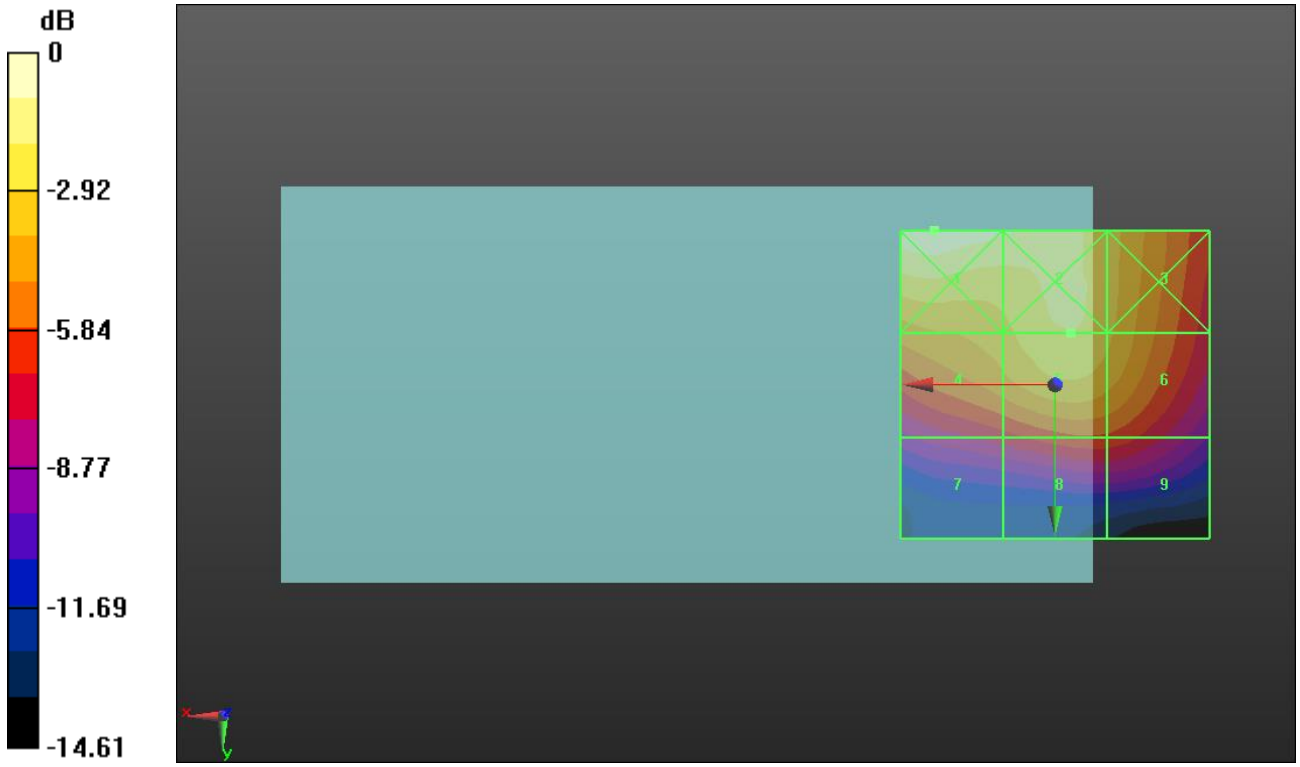


0 dB = 47.89 V/m = 33.60 dBV/m

## LTE Band 41 ANT 2

Communication System: UID 10173 - CAG, LTE-TDD (SC-FDMA, 1 RB, 20 MHz, 16-QAM); Frequency: 2593 MHz; Duty Cycle: 1:8.87156
Phantom section: RF Section
DASY5 Configuration:
- Probe: EF3DV3 - SN4041; ConvF(1, 1, 1) @ 2593 MHz; Calibrated: 3/18/2020
- Sensor-Surface: (Fix Surface)
- Electronics: DAE4 Sn1357; Calibrated: 2/20/2020
- Phantom: HAC Test Arch with AMCC; Type: SD HAC P01 BB
- Measurement SW: DASY52, Version 52.10 (4);SEMCAD X Version 14.6.14 (7483)

## PC3 E-Field measurement/SC-FDMA 1RB 20 MHz 16QAM Ch. 40620/Hearing Aid Compatibility Test (101x101x1): Interpolated grid: dx=0.5000 mm, dy=0.5000 mm

Device Reference Point: 0, 0, -6.3 mm
Reference Value = 65.16 V/m; Power Drift = -0.03 dB
Applied MIF = -1.44 dB
RF audio interference level = 31.92 dBV/m
**Emission category: M3**

MIF scaled E-field

| | | |
|---|---|---|
| Grid 1 **M3** **32.85 dBV/m** | Grid 2 **M3** **32.24 dBV/m** | Grid 3 **M3** **31.15 dBV/m** |
| Grid 4 **M3** **30.55 dBV/m** | Grid 5 **M3** **31.92 dBV/m** | Grid 6 **M3** **31.15 dBV/m** |
| Grid 7 **M4** **27.09 dBV/m** | Grid 8 **M4** **28.41 dBV/m** | Grid 9 **M4** **28.32 dBV/m** |

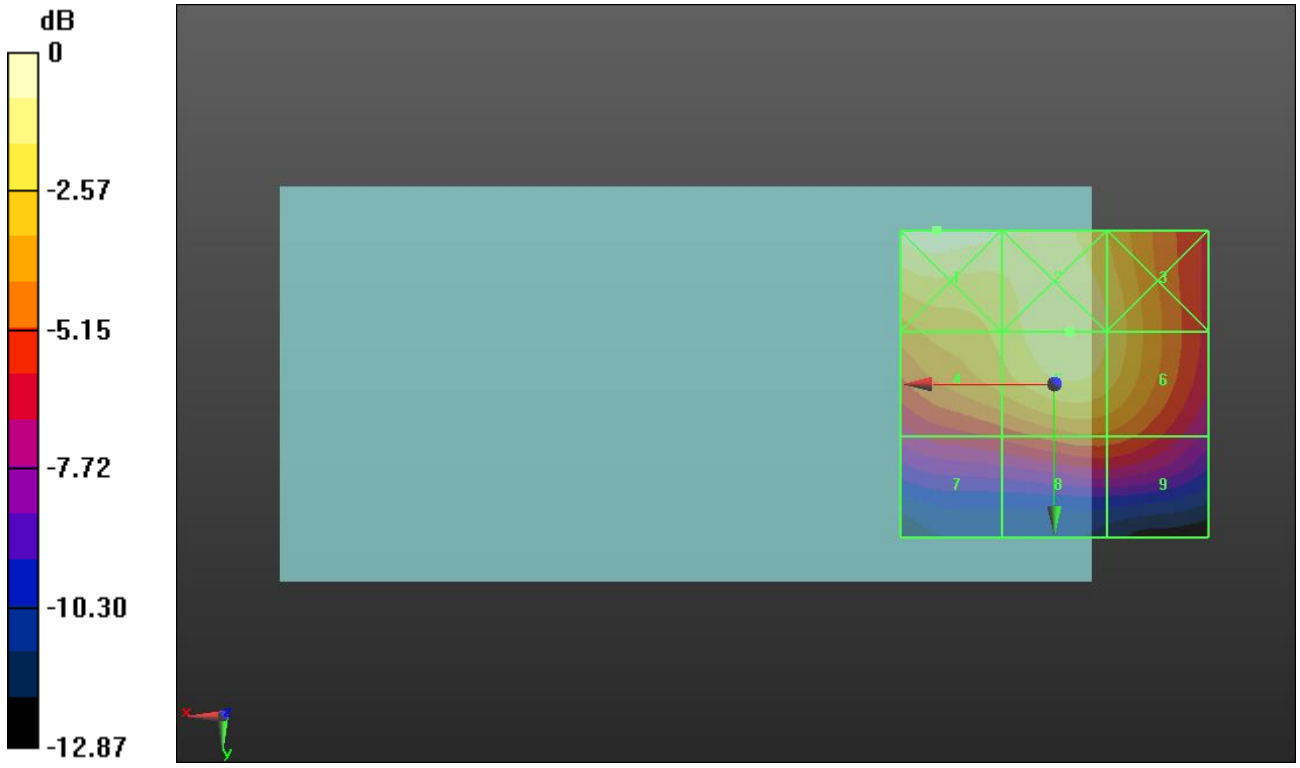


0 dB = 43.90 V/m = 32.85 dBV/m

## LTE Band 41 ANT 2

Communication System: UID 10173 - CAG, LTE-TDD (SC-FDMA, 1 RB, 20 MHz, 16-QAM); Frequency: 2636.5 MHz; Duty Cycle: 1:8.87156
Phantom section: RF Section
DASY5 Configuration:
- Probe: EF3DV3 - SN4041; ConvF(1, 1, 1) @ 2636.5 MHz; Calibrated: 3/18/2020
- Sensor-Surface: (Fix Surface)
- Electronics: DAE4 Sn1357; Calibrated: 2/20/2020
- Phantom: HAC Test Arch with AMCC; Type: SD HAC P01 BB
- Measurement SW: DASY52, Version 52.10 (4);SEMCAD X Version 14.6.14 (7483)

## PC3 E-Field measurement/SC-FDMA 1RB 20 MHz 16QAM Ch. 41055/Hearing Aid Compatibility Test (101x101x1): Interpolated grid: dx=0.5000 mm, dy=0.5000 mm

Device Reference Point: 0, 0, -6.3 mm
Reference Value = 67.09 V/m; Power Drift = 0.02 dB
Applied MIF = -1.44 dB
RF audio interference level = 32.03 dBV/m
**Emission category: M3**

MIF scaled E-field

| | | |
|---|---|---|
| Grid 1 **M3** **31.76 dBV/m** | Grid 2 **M3** **32.03 dBV/m** | Grid 3 **M3** **31.35 dBV/m** |
| Grid 4 **M3** **30.01 dBV/m** | Grid 5 **M3** **32.03 dBV/m** | Grid 6 **M3** **31.36 dBV/m** |
| Grid 7 **M4** **27.1 dBV/m** | Grid 8 **M4** **28.97 dBV/m** | Grid 9 **M4** **28.9 dBV/m** |

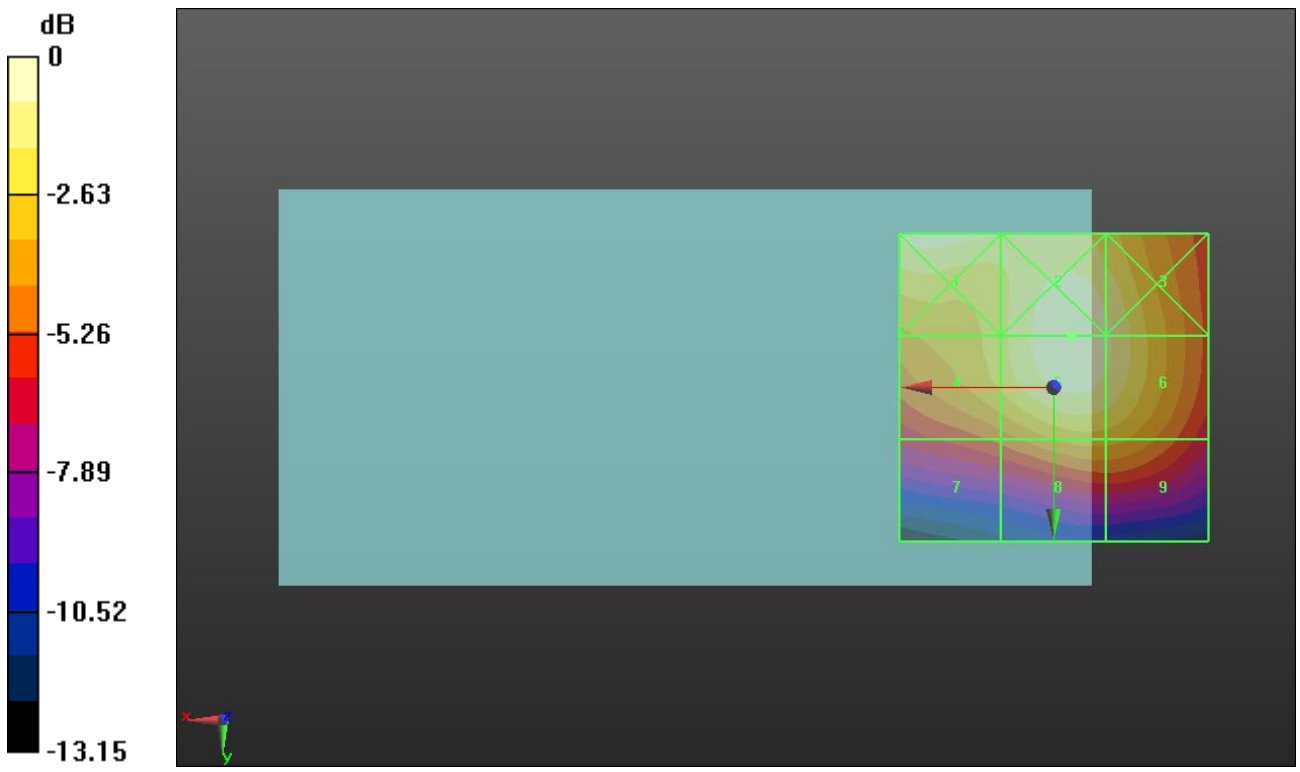


0 dB = 39.96 V/m = 32.03 dBV/m

## LTE Band 41 ANT 2

Communication System: UID 10173 - CAG, LTE-TDD (SC-FDMA, 1 RB, 20 MHz, 16-QAM); Frequency: 2680 MHz; Duty Cycle: 1:8.87156
Phantom section: RF Section
DASY5 Configuration:
- Probe: EF3DV3 - SN4041; ConvF(1, 1, 1) @ 2680 MHz; Calibrated: 3/18/2020
- Sensor-Surface: (Fix Surface)
- Electronics: DAE4 Sn1357; Calibrated: 2/20/2020
- Phantom: HAC Test Arch with AMCC; Type: SD HAC P01 BB
- Measurement SW: DASY52, Version 52.10 (4);SEMCAD X Version 14.6.14 (7483)

## PC3 E-Field measurement/SC-FDMA 1RB 20 MHz 16QAM Ch. 41490/Hearing Aid Compatibility Test (101x101x1): Interpolated grid: dx=0.5000 mm, dy=0.5000 mm

Device Reference Point: 0, 0, -6.3 mm
Reference Value = 80.07 V/m; Power Drift = -0.04 dB
Applied MIF = -1.44 dB
RF audio interference level = 33.23 dBV/m
**Emission category: M3**

MIF scaled E-field

| | | |
|---|---|---|
| Grid 1 **M3** **32 dBV/m** | Grid 2 **M3** **33.22 dBV/m** | Grid 3 **M3** **32.3 dBV/m** |
| Grid 4 **M3** **31.23 dBV/m** | Grid 5 **M3** **33.23 dBV/m** | Grid 6 **M3** **32.33 dBV/m** |
| Grid 7 **M4** **28.71 dBV/m** | Grid 8 **M3** **30.12 dBV/m** | Grid 9 **M4** **29.9 dBV/m** |

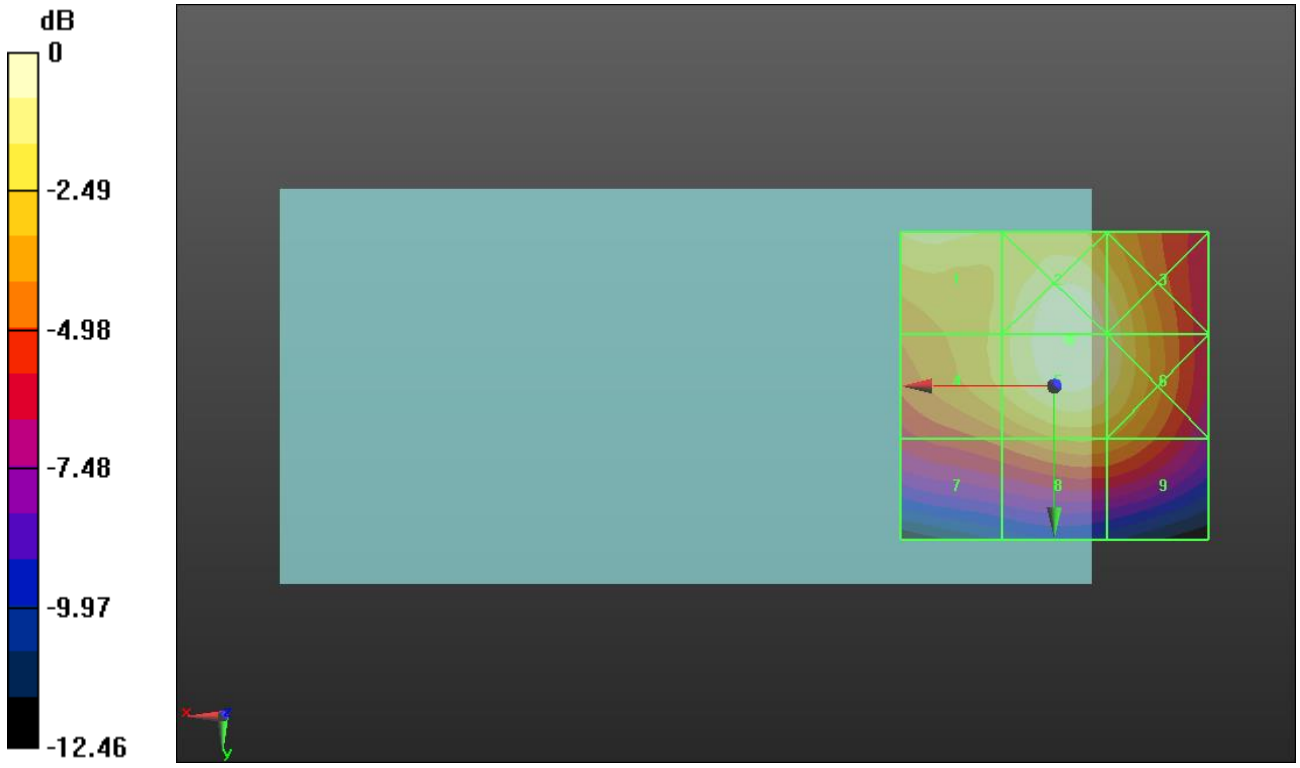


0 dB = 45.85 V/m = 33.23 dBV/m

## GSM1900 ANT 3

Communication System: UID 10021 - DAC, GSM-FDD (TDMA, GMSK); Frequency: 1850.2 MHz; Duty Cycle: 1:8.69961
Phantom section: RF Section
DASY5 Configuration:
- Probe: EF3DV3 - SN4041; ConvF(1, 1, 1) @ 1850.2 MHz; Calibrated: 3/18/2020
- Sensor-Surface: (Fix Surface)
- Electronics: DAE4 Sn1357; Calibrated: 2/20/2020
- Phantom: HAC Test Arch with AMCC; Type: SD HAC P01 BB
- Measurement SW: DASY52, Version 52.10 (4);SEMCAD X Version 14.6.14 (7483)

## GSM1900 E-Field measurement/Voice_ch 512/Hearing Aid Compatibility Test (101x101x1): Interpolated grid: dx=0.5000 mm, dy=0.5000 mm

Device Reference Point: 0, 0, -6.3 mm
Reference Value = 19.44 V/m; Power Drift = -0.19 dB
Applied MIF = 3.63 dB
RF audio interference level = 28.11 dBV/m
**Emission category: M4**

MIF scaled E-field

| | | |
|---|---|---|
| Grid 1 **M4** **24.7 dBV/m** | Grid 2 **M4** **26.65 dBV/m** | Grid 3 **M4** **26.85 dBV/m** |
| Grid 4 **M4** **27.51 dBV/m** | Grid 5 **M4** **28.01 dBV/m** | Grid 6 **M4** **28.11 dBV/m** |
| Grid 7 **M3** **30.72 dBV/m** | Grid 8 **M4** **29.15 dBV/m** | Grid 9 **M4** **29.15 dBV/m** |

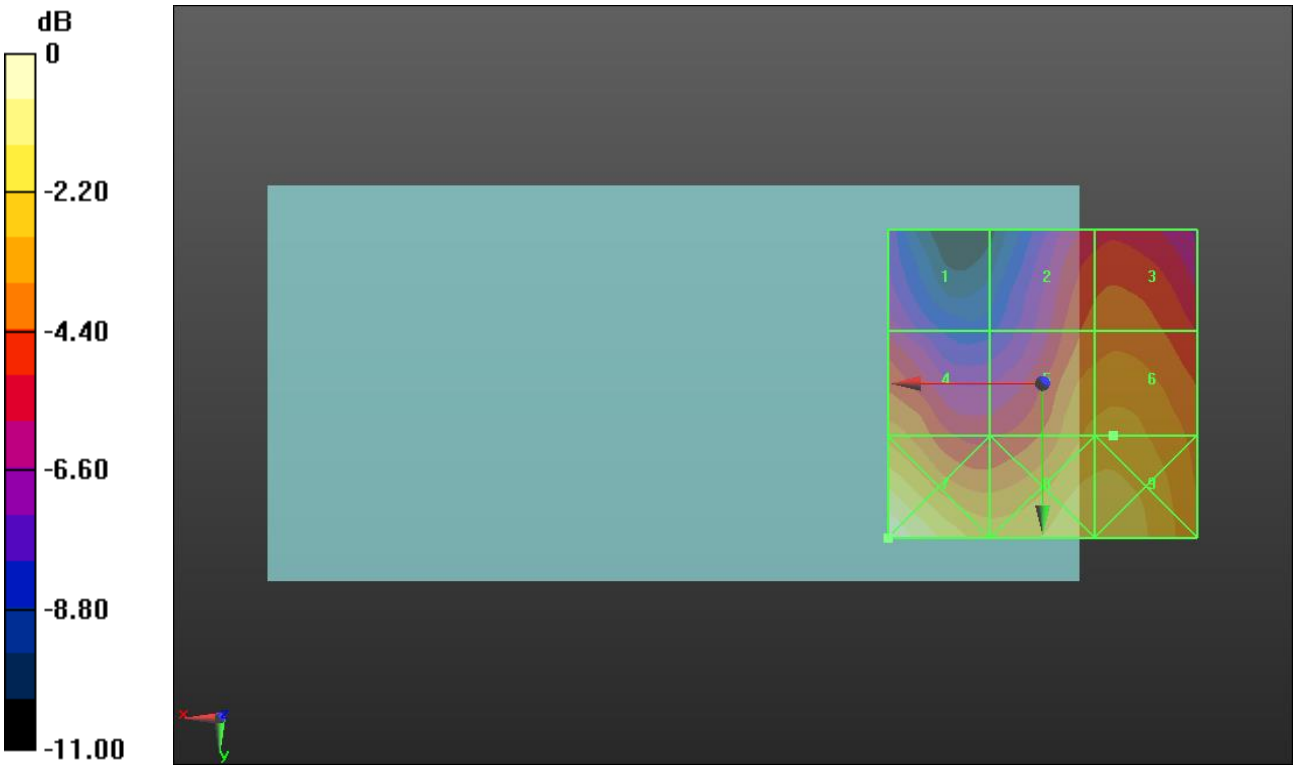


0 dB = 34.34 V/m = 30.72 dBV/m

## GSM1900 ANT 3

Communication System: UID 10021 - DAC, GSM-FDD (TDMA, GMSK); Frequency: 1880 MHz; Duty Cycle: 1:8.69961
Phantom section: RF Section
DASY5 Configuration:
- Probe: EF3DV3 - SN4041; ConvF(1, 1, 1) @ 1880 MHz; Calibrated: 3/18/2020
- Sensor-Surface: (Fix Surface)
- Electronics: DAE4 Sn1357; Calibrated: 2/20/2020
- Phantom: HAC Test Arch with AMCC; Type: SD HAC P01 BB
- Measurement SW: DASY52, Version 52.10 (4);SEMCAD X Version 14.6.14 (7483)

## GSM1900 E-Field measurement/Voice_ch 661/Hearing Aid Compatibility Test (101x101x1): Interpolated grid: dx=0.5000 mm, dy=0.5000 mm

Device Reference Point: 0, 0, -6.3 mm
Reference Value = 18.60 V/m; Power Drift = 0.09 dB
Applied MIF = 3.63 dB
RF audio interference level = 28.56 dBV/m
**Emission category: M4**

MIF scaled E-field

| | | |
|---|---|---|
| Grid 1 **M4** **24.02 dBV/m** | Grid 2 **M4** **28.2 dBV/m** | Grid 3 **M4** **28.26 dBV/m** |
| Grid 4 **M4** **26.77 dBV/m** | Grid 5 **M4** **28.46 dBV/m** | Grid 6 **M4** **28.56 dBV/m** |
| Grid 7 **M3** **30.77 dBV/m** | Grid 8 **M4** **28.89 dBV/m** | Grid 9 **M4** **28.89 dBV/m** |

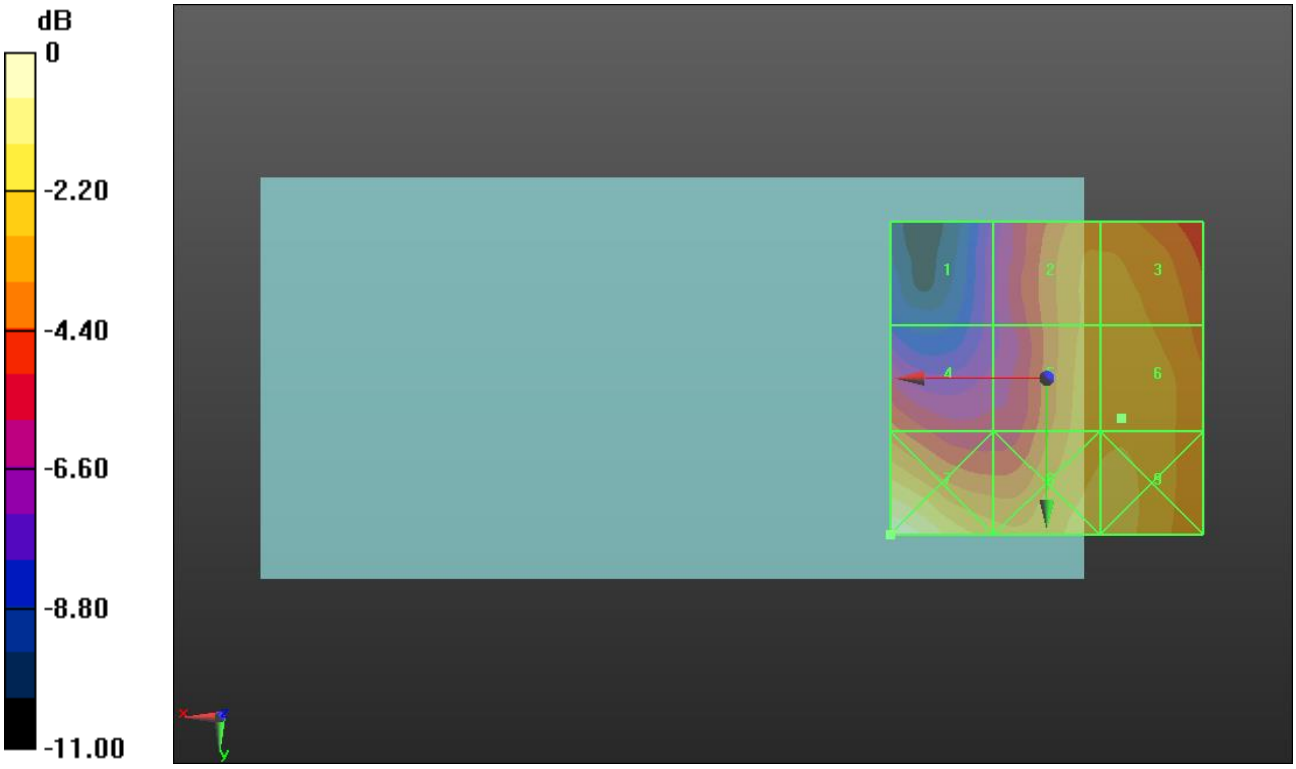


0 dB = 34.56 V/m = 30.77 dBV/m

## GSM1900 ANT 3

Communication System: UID 10021 - DAC, GSM-FDD (TDMA, GMSK); Frequency: 1909.8 MHz; Duty Cycle: 1:8.69961
Phantom section: RF Section
DASY5 Configuration:
- Probe: EF3DV3 - SN4041; ConvF(1, 1, 1) @ 1909.8 MHz; Calibrated: 3/18/2020
- Sensor-Surface: (Fix Surface)
- Electronics: DAE4 Sn1357; Calibrated: 2/20/2020
- Phantom: HAC Test Arch with AMCC; Type: SD HAC P01 BB
- Measurement SW: DASY52, Version 52.10 (4);SEMCAD X Version 14.6.14 (7483)

## GSM1900 E-Field measurement/Voice_ch 810/Hearing Aid Compatibility Test (101x101x1): Interpolated grid: dx=0.5000 mm, dy=0.5000 mm

Device Reference Point: 0, 0, -6.3 mm
Reference Value = 16.35 V/m; Power Drift = 0.06 dB
Applied MIF = 3.63 dB
RF audio interference level = 27.23 dBV/m
**Emission category: M4**

MIF scaled E-field

| | | |
|---|---|---|
| Grid 1 **M4** **23.15 dBV/m** | Grid 2 **M4** **26.64 dBV/m** | Grid 3 **M4** **26.7 dBV/m** |
| Grid 4 **M4** **25.61 dBV/m** | Grid 5 **M4** **27.17 dBV/m** | Grid 6 **M4** **27.23 dBV/m** |
| Grid 7 **M4** **29.75 dBV/m** | Grid 8 **M4** **28.47 dBV/m** | Grid 9 **M4** **27.89 dBV/m** |

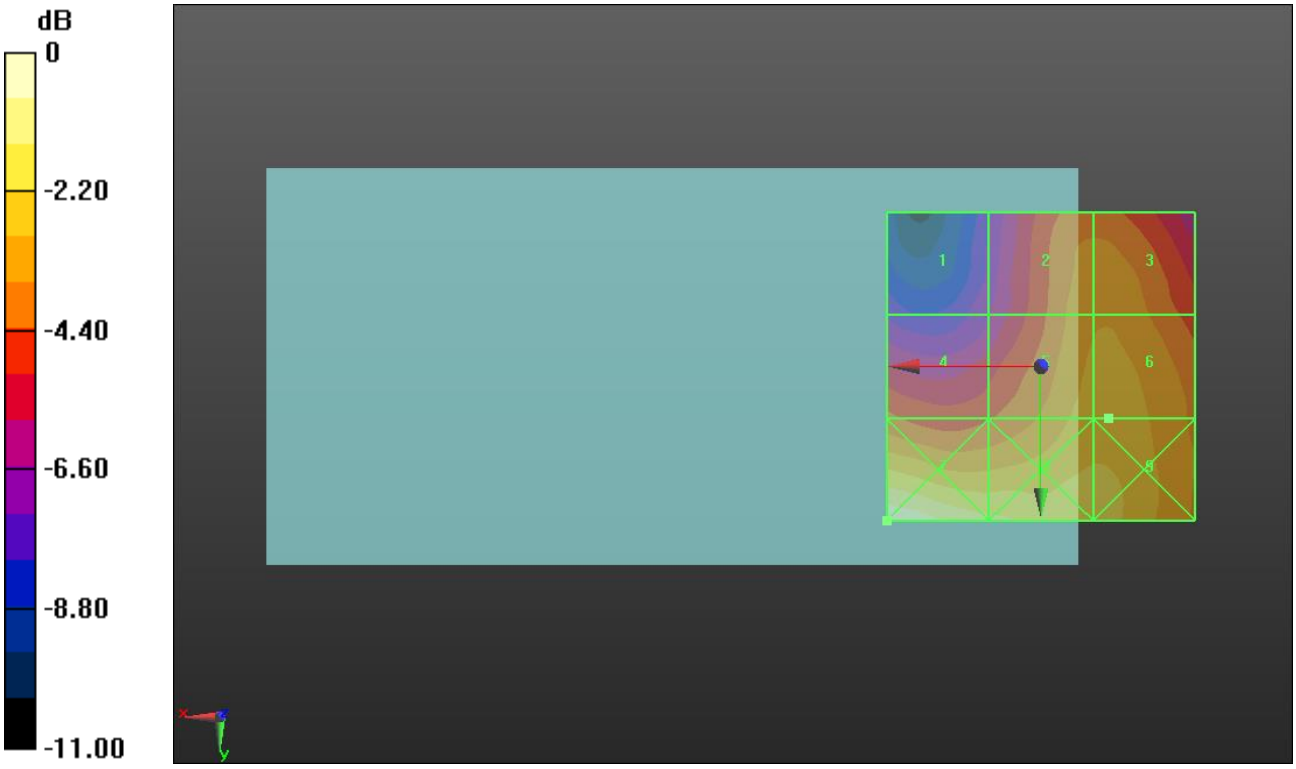


0 dB = 30.71 V/m = 29.75 dBV/m

## LTE Band 41 ANT 3

Communication System: UID 10173 - CAG, LTE-TDD (SC-FDMA, 1 RB, 20 MHz, 16-QAM); Frequency: 2506 MHz; Duty Cycle: 1:8.87156
Phantom section: RF Section
DASY5 Configuration:
- Probe: EF3DV3 - SN4041; ConvF(1, 1, 1) @ 2506 MHz; Calibrated: 3/18/2020
- Sensor-Surface: (Fix Surface)
- Electronics: DAE4 Sn1357; Calibrated: 2/20/2020
- Phantom: HAC Test Arch with AMCC; Type: SD HAC P01 BB
- Measurement SW: DASY52, Version 52.10 (4);SEMCAD X Version 14.6.14 (7483)

## PC3 E-Field measurement/SC-FDMA 1RB 20 MHz 16QAM Ch. 39750/Hearing Aid Compatibility Test (101x101x1): Interpolated grid: dx=0.5000 mm, dy=0.5000 mm

Device Reference Point: 0, 0, -6.3 mm
Reference Value = 23.60 V/m; Power Drift = 0.10 dB
Applied MIF = -1.44 dB
RF audio interference level = 25.54 dBV/m
**Emission category: M4**

MIF scaled E-field

| | | |
|---|---|---|
| Grid 1 **M4** **26.61 dBV/m** | Grid 2 **M4** **25.84 dBV/m** | Grid 3 **M4** **25.85 dBV/m** |
| Grid 4 **M4** **21.91 dBV/m** | Grid 5 **M4** **25.47 dBV/m** | Grid 6 **M4** **25.54 dBV/m** |
| Grid 7 **M4** **23.41 dBV/m** | Grid 8 **M4** **24.08 dBV/m** | Grid 9 **M4** **24.27 dBV/m** |

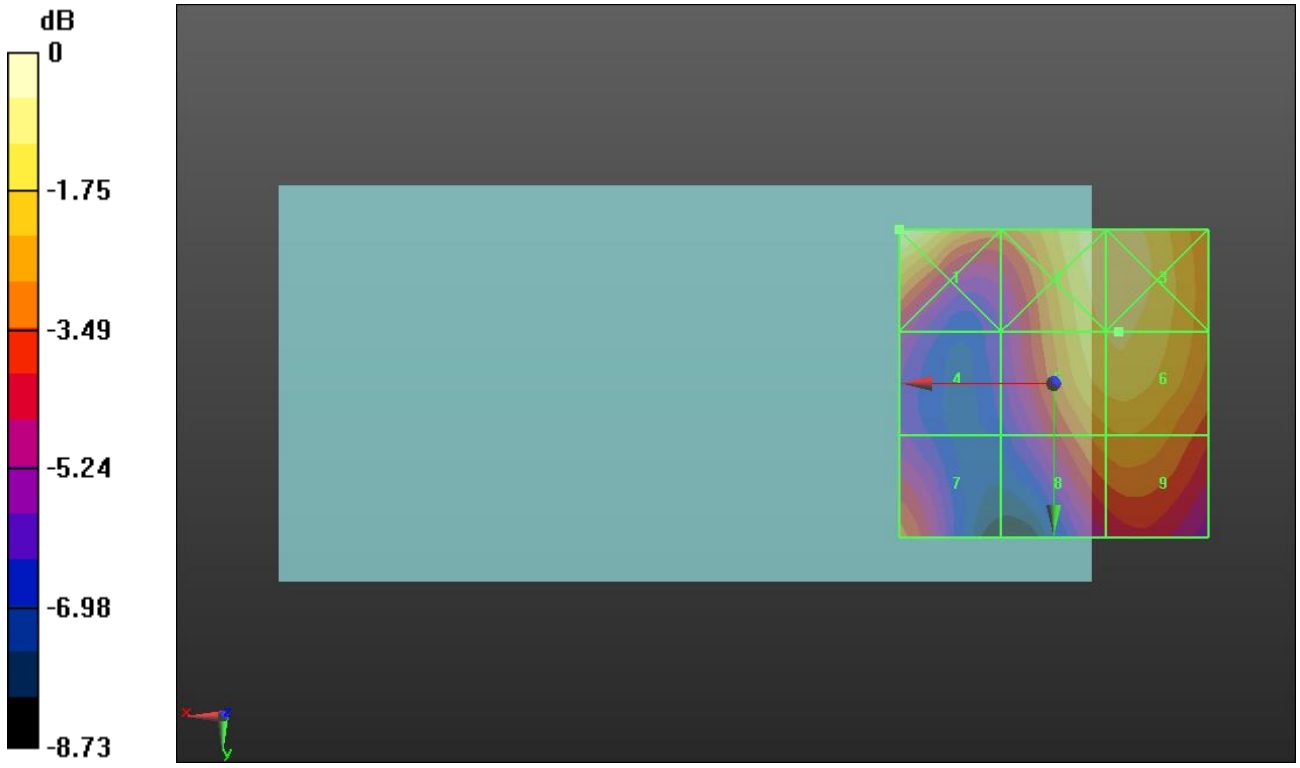


0 dB = 21.40 V/m = 26.61 dBV/m

## LTE Band 41 ANT 3

Communication System: UID 10173 - CAG, LTE-TDD (SC-FDMA, 1 RB, 20 MHz, 16-QAM); Frequency: 2549.5 MHz; Duty Cycle: 1:8.87156
Phantom section: RF Section
DASY5 Configuration:
- Probe: EF3DV3 - SN4041; ConvF(1, 1, 1) @ 2549.5 MHz; Calibrated: 3/18/2020
- Sensor-Surface: (Fix Surface)
- Electronics: DAE4 Sn1357; Calibrated: 2/20/2020
- Phantom: HAC Test Arch with AMCC; Type: SD HAC P01 BB
- Measurement SW: DASY52, Version 52.10 (4);SEMCAD X Version 14.6.14 (7483)

## PC3 E-Field measurement/SC-FDMA 1RB 20 MHz 16QAM Ch. 40185/Hearing Aid Compatibility Test (101x101x1): Interpolated grid: dx=0.5000 mm, dy=0.5000 mm

Device Reference Point: 0, 0, -6.3 mm
Reference Value = 18.53 V/m; Power Drift = 0.16 dB
Applied MIF = -1.44 dB
RF audio interference level = 23.69 dBV/m
**Emission category: M4**

MIF scaled E-field

| | | |
|---|---|---|
| Grid 1 **M4** **27.05 dBV/m** | Grid 2 **M4** **25.57 dBV/m** | Grid 3 **M4** **25.5 dBV/m** |
| Grid 4 **M4** **22.48 dBV/m** | Grid 5 **M4** **23.68 dBV/m** | Grid 6 **M4** **23.69 dBV/m** |
| Grid 7 **M4** **21.86 dBV/m** | Grid 8 **M4** **21.52 dBV/m** | Grid 9 **M4** **21.85 dBV/m** |




0 dB = 22.52 V/m = 27.05 dBV/m

## LTE Band 41 ANT 3

Communication System: UID 10173 - CAG, LTE-TDD (SC-FDMA, 1 RB, 20 MHz, 16-QAM); Frequency: 2593 MHz; Duty Cycle: 1:8.87156
Phantom section: RF Section
DASY5 Configuration:
- Probe: EF3DV3 - SN4041; ConvF(1, 1, 1) @ 2593 MHz; Calibrated: 3/18/2020
- Sensor-Surface: (Fix Surface)
- Electronics: DAE4 Sn1357; Calibrated: 2/20/2020
- Phantom: HAC Test Arch with AMCC; Type: SD HAC P01 BB
- Measurement SW: DASY52, Version 52.10 (4);SEMCAD X Version 14.6.14 (7483)

## PC3 E-Field measurement/SC-FDMA 1RB 20 MHz 16QAM Ch. 40620/Hearing Aid Compatibility Test (101x101x1): Interpolated grid: dx=0.5000 mm, dy=0.5000 mm

Device Reference Point: 0, 0, -6.3 mm
Reference Value = 16.71 V/m; Power Drift = 0.09 dB
Applied MIF = -1.44 dB
RF audio interference level = 23.38 dBV/m
**Emission category: M4**

MIF scaled E-field

| | | |
|---|---|---|
| Grid 1 **M4** **24.92 dBV/m** | Grid 2 **M4** **25.01 dBV/m** | Grid 3 **M4** **24.95 dBV/m** |
| Grid 4 **M4** **21.76 dBV/m** | Grid 5 **M4** **23.3 dBV/m** | Grid 6 **M4** **23.38 dBV/m** |
| Grid 7 **M4** **20.76 dBV/m** | Grid 8 **M4** **21.32 dBV/m** | Grid 9 **M4** **21.63 dBV/m** |

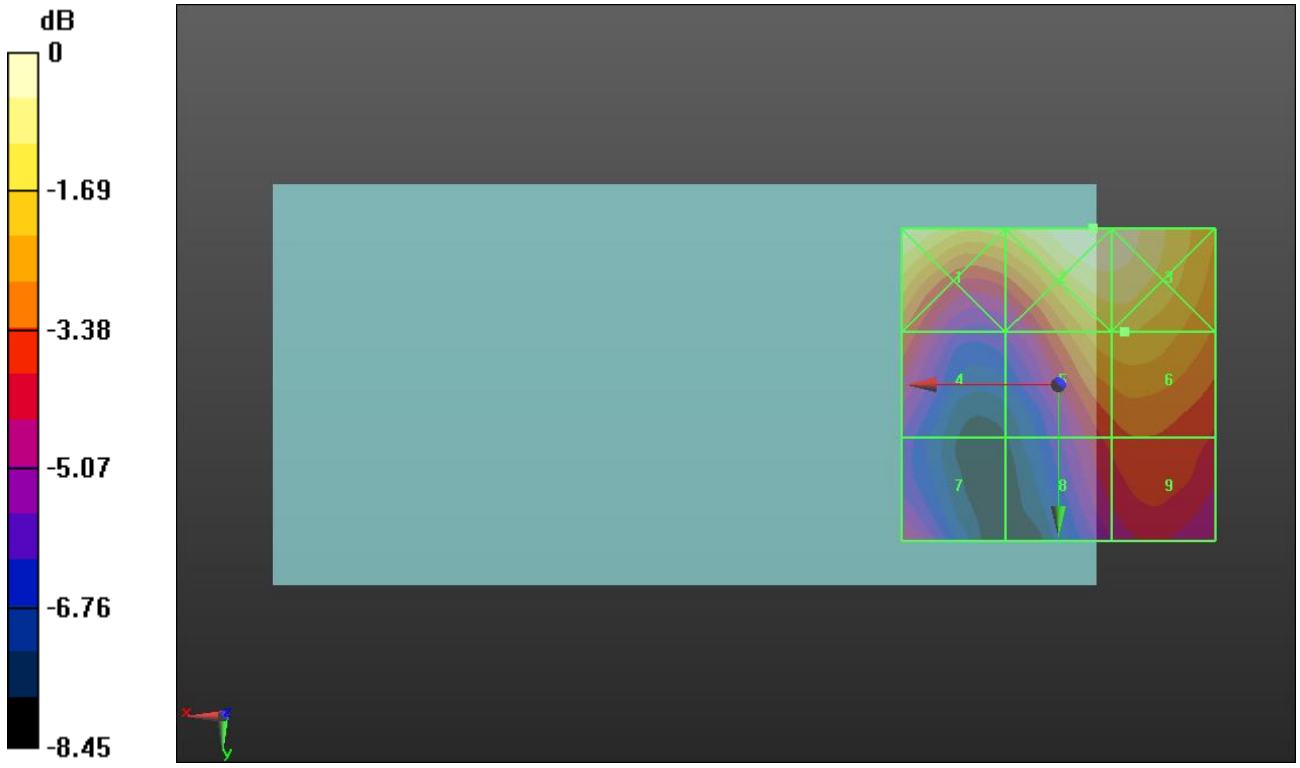


0 dB = 17.81 V/m = 25.01 dBV/m

## LTE Band 41 ANT 3

Communication System: UID 10173 - CAG, LTE-TDD (SC-FDMA, 1 RB, 20 MHz, 16-QAM); Frequency: 2636.5 MHz; Duty Cycle: 1:8.87156
Phantom section: RF Section
DASY5 Configuration:
- Probe: EF3DV3 - SN4041; ConvF(1, 1, 1) @ 2636.5 MHz; Calibrated: 3/18/2020
- Sensor-Surface: (Fix Surface)
- Electronics: DAE4 Sn1357; Calibrated: 2/20/2020
- Phantom: HAC Test Arch with AMCC; Type: SD HAC P01 BB
- Measurement SW: DASY52, Version 52.10 (4);SEMCAD X Version 14.6.14 (7483)

## PC3 E-Field measurement/SC-FDMA 1RB 20 MHz 16QAM Ch. 41055/Hearing Aid Compatibility Test (101x101x1): Interpolated grid: dx=0.5000 mm, dy=0.5000 mm

Device Reference Point: 0, 0, -6.3 mm
Reference Value = 15.94 V/m; Power Drift = 0.07 dB
Applied MIF = -1.44 dB
RF audio interference level = 23.47 dBV/m
**Emission category: M4**

MIF scaled E-field

| | | |
|---|---|---|
| Grid 1 **M4** **26.45 dBV/m** | Grid 2 **M4** **23.86 dBV/m** | Grid 3 **M4** **23.86 dBV/m** |
| Grid 4 **M4** **23.47 dBV/m** | Grid 5 **M4** **22.89 dBV/m** | Grid 6 **M4** **23.15 dBV/m** |
| Grid 7 **M4** **21.39 dBV/m** | Grid 8 **M4** **22.14 dBV/m** | Grid 9 **M4** **22.44 dBV/m** |

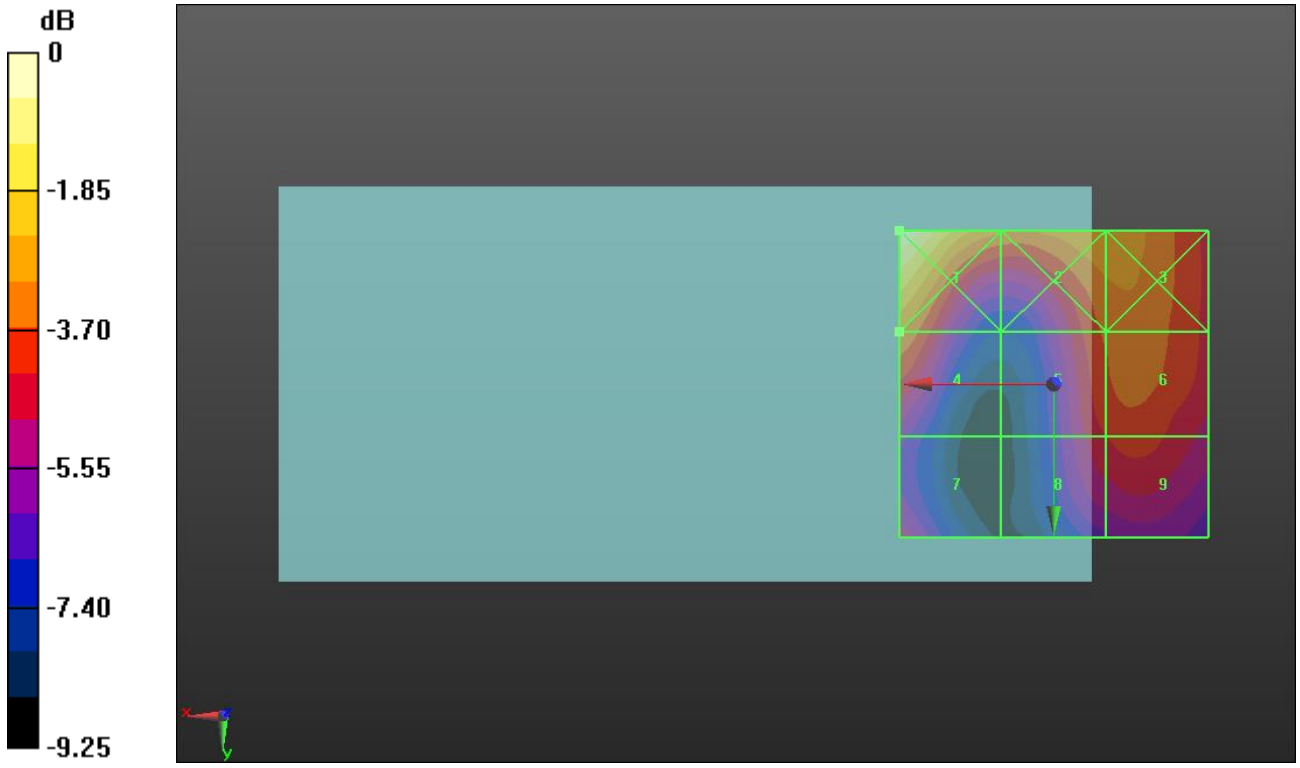


0 dB = 21.01 V/m = 26.45 dBV/m

## LTE Band 41 ANT 3

Communication System: UID 10173 - CAG, LTE-TDD (SC-FDMA, 1 RB, 20 MHz, 16-QAM); Frequency: 2680 MHz; Duty Cycle: 1:8.87156
Phantom section: RF Section
DASY5 Configuration:
- Probe: EF3DV3 - SN4041; ConvF(1, 1, 1) @ 2680 MHz; Calibrated: 3/18/2020
- Sensor-Surface: (Fix Surface)
- Electronics: DAE4 Sn1357; Calibrated: 2/20/2020
- Phantom: HAC Test Arch with AMCC; Type: SD HAC P01 BB
- Measurement SW: DASY52, Version 52.10 (4);SEMCAD X Version 14.6.14 (7483)

## PC3 E-Field measurement/SC-FDMA 1RB 20 MHz 16QAM Ch. 41490/Hearing Aid Compatibility Test (101x101x1): Interpolated grid: dx=0.5000 mm, dy=0.5000 mm

Device Reference Point: 0, 0, -6.3 mm
Reference Value = 12.00 V/m; Power Drift = -0.14 dB
Applied MIF = -1.44 dB
RF audio interference level = 22.63 dBV/m
**Emission category: M4**

MIF scaled E-field

| | | |
|---|---|---|
| Grid 1 **M4** **24.9 dBV/m** | Grid 2 **M4** **23.47 dBV/m** | Grid 3 **M4** **23.2 dBV/m** |
| Grid 4 **M4** **22.63 dBV/m** | Grid 5 **M4** **20.88 dBV/m** | Grid 6 **M4** **21 dBV/m** |
| Grid 7 **M4** **20.5 dBV/m** | Grid 8 **M4** **19.71 dBV/m** | Grid 9 **M4** **19.89 dBV/m** |

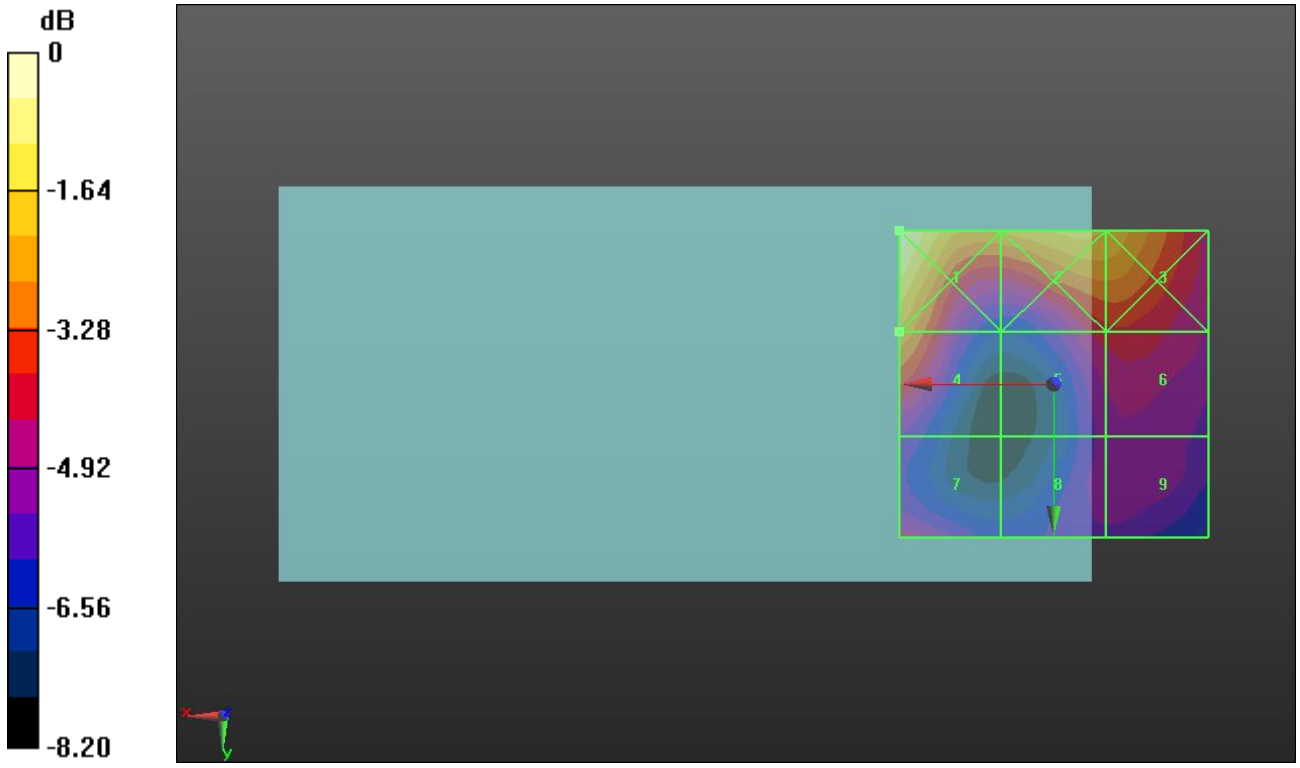


0 dB = 17.57 V/m = 24.90 dBV/m

## LTE Band 41 ANT 3 PC2

Communication System: UID 10173 - CAG, LTE-TDD (SC-FDMA, 1 RB, 20 MHz, 16-QAM); Frequency: 2506 MHz; Duty Cycle: 1:8.87156
Phantom section: RF Section
DASY5 Configuration:
- Probe: EF3DV3 - SN4041; ConvF(1, 1, 1) @ 2506 MHz; Calibrated: 3/18/2020
- Sensor-Surface: (Fix Surface)
- Electronics: DAE4 Sn1357; Calibrated: 2/20/2020
- Phantom: HAC Test Arch with AMCC; Type: SD HAC P01 BB
- Measurement SW: DASY52, Version 52.10 (4);SEMCAD X Version 14.6.14 (7483)

## PC2 E-Field measurement/SC-FDMA 1RB 20 MHz 16QAM Ch. 39750/Hearing Aid Compatibility Test (101x101x1): Interpolated grid: dx=0.5000 mm, dy=0.5000 mm

Device Reference Point: 0, 0, -6.3 mm
Reference Value = 26.39 V/m; Power Drift = -0.07 dB
Applied MIF = -1.44 dB
RF audio interference level = 26.52 dBV/m
**Emission category: M4**

MIF scaled E-field

| | | |
|---|---|---|
| Grid 1 **M4** **27.58 dBV/m** | Grid 2 **M4** **26.79 dBV/m** | Grid 3 **M4** **26.8 dBV/m** |
| Grid 4 **M4** **22.59 dBV/m** | Grid 5 **M4** **26.45 dBV/m** | Grid 6 **M4** **26.52 dBV/m** |
| Grid 7 **M4** **24.29 dBV/m** | Grid 8 **M4** **25.05 dBV/m** | Grid 9 **M4** **25.22 dBV/m** |

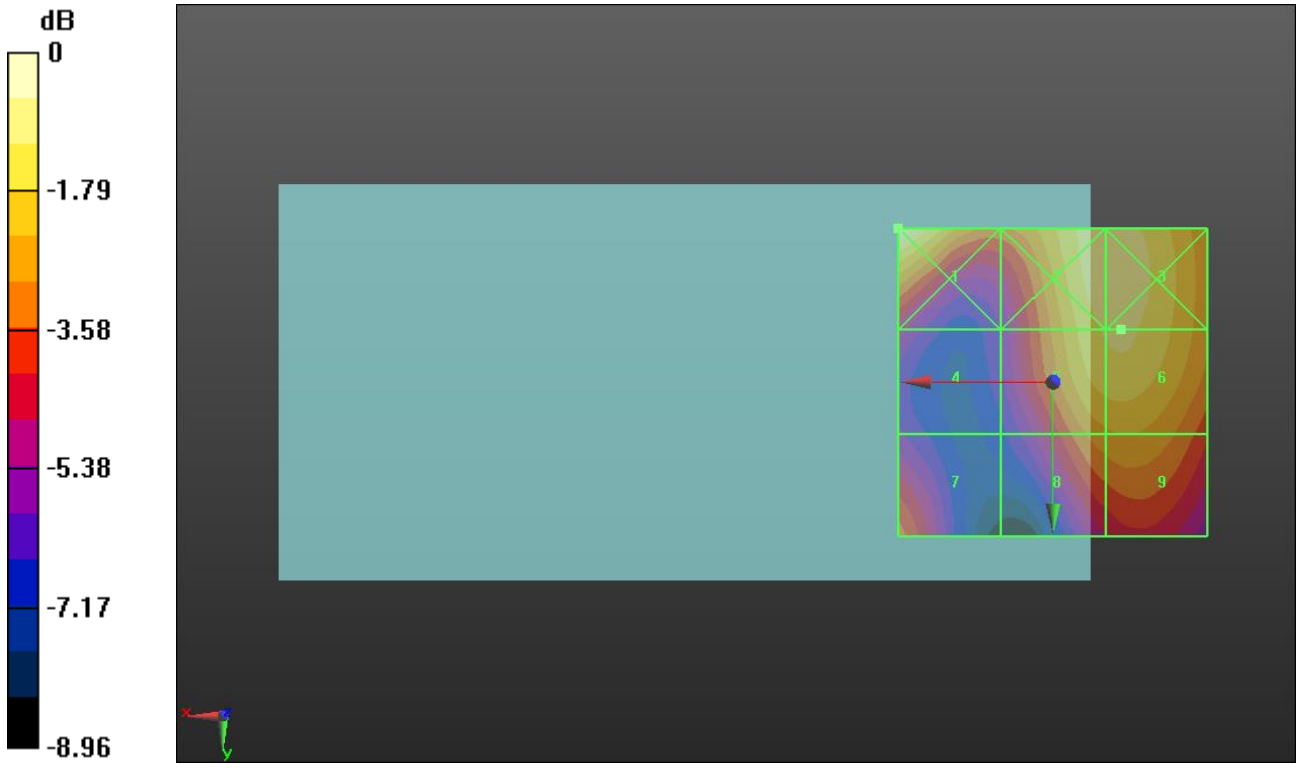


0 dB = 23.94 V/m = 27.58 dBV/m

## LTE Band 41 ANT 3 PC2

Communication System: UID 10173 - CAG, LTE-TDD (SC-FDMA, 1 RB, 20 MHz, 16-QAM); Frequency: 2549.5 MHz; Duty Cycle: 1:8.87156
Phantom section: RF Section
DASY5 Configuration:
- Probe: EF3DV3 - SN4041; ConvF(1, 1, 1) @ 2549.5 MHz; Calibrated: 3/18/2020
- Sensor-Surface: (Fix Surface)
- Electronics: DAE4 Sn1357; Calibrated: 2/20/2020
- Phantom: HAC Test Arch with AMCC; Type: SD HAC P01 BB
- Measurement SW: DASY52, Version 52.10 (4);SEMCAD X Version 14.6.14 (7483)

## PC2 E-Field measurement/SC-FDMA 1RB 20 MHz 16QAM Ch. 40185/Hearing Aid Compatibility Test (101x101x1): Interpolated grid: dx=0.5000 mm, dy=0.5000 mm

Device Reference Point: 0, 0, -6.3 mm
Reference Value = 24.68 V/m; Power Drift = 0.05 dB
Applied MIF = -1.44 dB
RF audio interference level = 26.45 dBV/m
**Emission category: M4**

MIF scaled E-field

| | | |
|---|---|---|
| Grid 1 **M4** **29.8 dBV/m** | Grid 2 **M4** **28.41 dBV/m** | Grid 3 **M4** **28.36 dBV/m** |
| Grid 4 **M4** **25.02 dBV/m** | Grid 5 **M4** **26.43 dBV/m** | Grid 6 **M4** **26.45 dBV/m** |
| Grid 7 **M4** **24.33 dBV/m** | Grid 8 **M4** **24.1 dBV/m** | Grid 9 **M4** **24.55 dBV/m** |

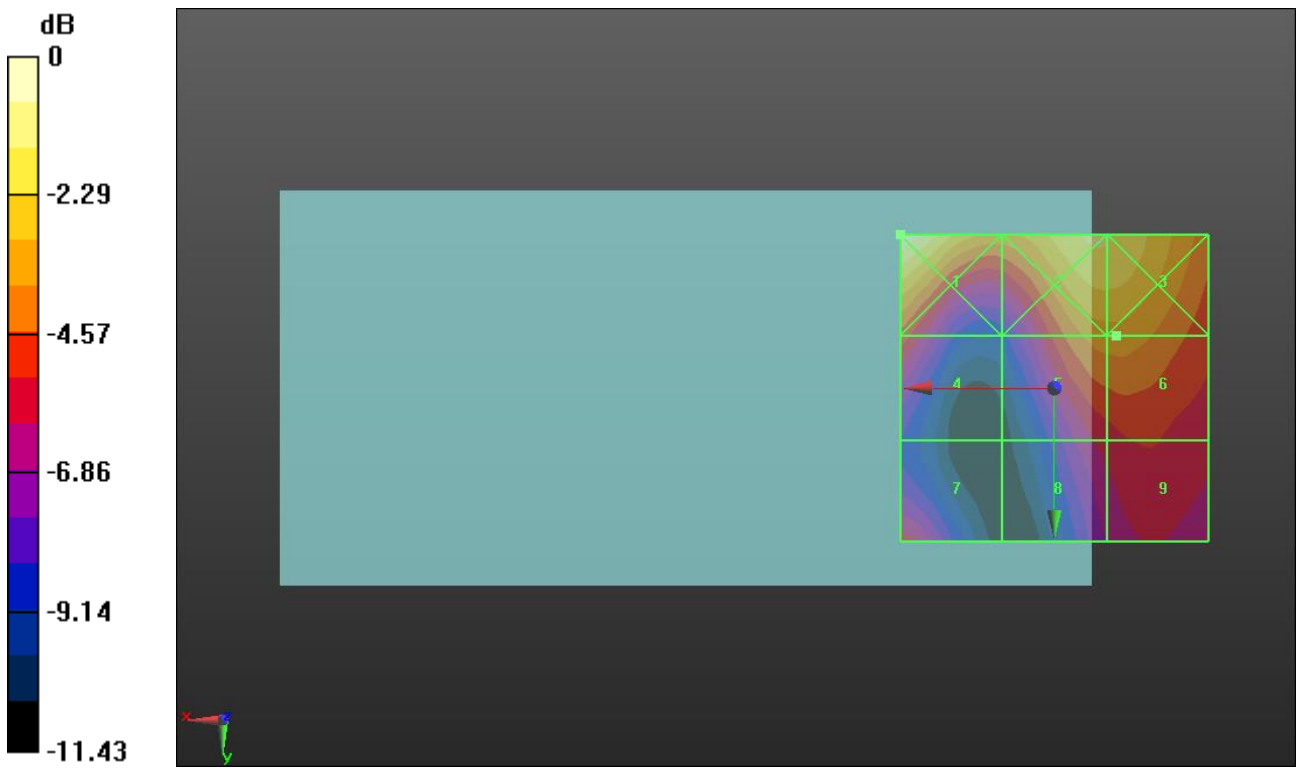


0 dB = 30.90 V/m = 29.80 dBV/m

## LTE Band 41 ANT 3 PC2

Communication System: UID 10173 - CAG, LTE-TDD (SC-FDMA, 1 RB, 20 MHz, 16-QAM); Frequency: 2593 MHz; Duty Cycle: 1:8.87156
Phantom section: RF Section
DASY5 Configuration:
- Probe: EF3DV3 - SN4041; ConvF(1, 1, 1) @ 2593 MHz; Calibrated: 3/18/2020
- Sensor-Surface: (Fix Surface)
- Electronics: DAE4 Sn1357; Calibrated: 2/20/2020
- Phantom: HAC Test Arch with AMCC; Type: SD HAC P01 BB
- Measurement SW: DASY52, Version 52.10 (4);SEMCAD X Version 14.6.14 (7483)

## PC2 E-Field measurement/SC-FDMA 1RB 20 MHz 16QAM Ch. 40620/Hearing Aid Compatibility Test (101x101x1): Interpolated grid: dx=0.5000 mm, dy=0.5000 mm

Device Reference Point: 0, 0, -6.3 mm
Reference Value = 21.99 V/m; Power Drift = 0.05 dB
Applied MIF = -1.44 dB
RF audio interference level = 26.09 dBV/m
**Emission category: M4**

MIF scaled E-field

| | | |
|---|---|---|
| Grid 1 **M4** **27.69 dBV/m** | Grid 2 **M4** **27.87 dBV/m** | Grid 3 **M4** **27.79 dBV/m** |
| Grid 4 **M4** **24.35 dBV/m** | Grid 5 **M4** **26.01 dBV/m** | Grid 6 **M4** **26.09 dBV/m** |
| Grid 7 **M4** **23.01 dBV/m** | Grid 8 **M4** **23.96 dBV/m** | Grid 9 **M4** **24.37 dBV/m** |

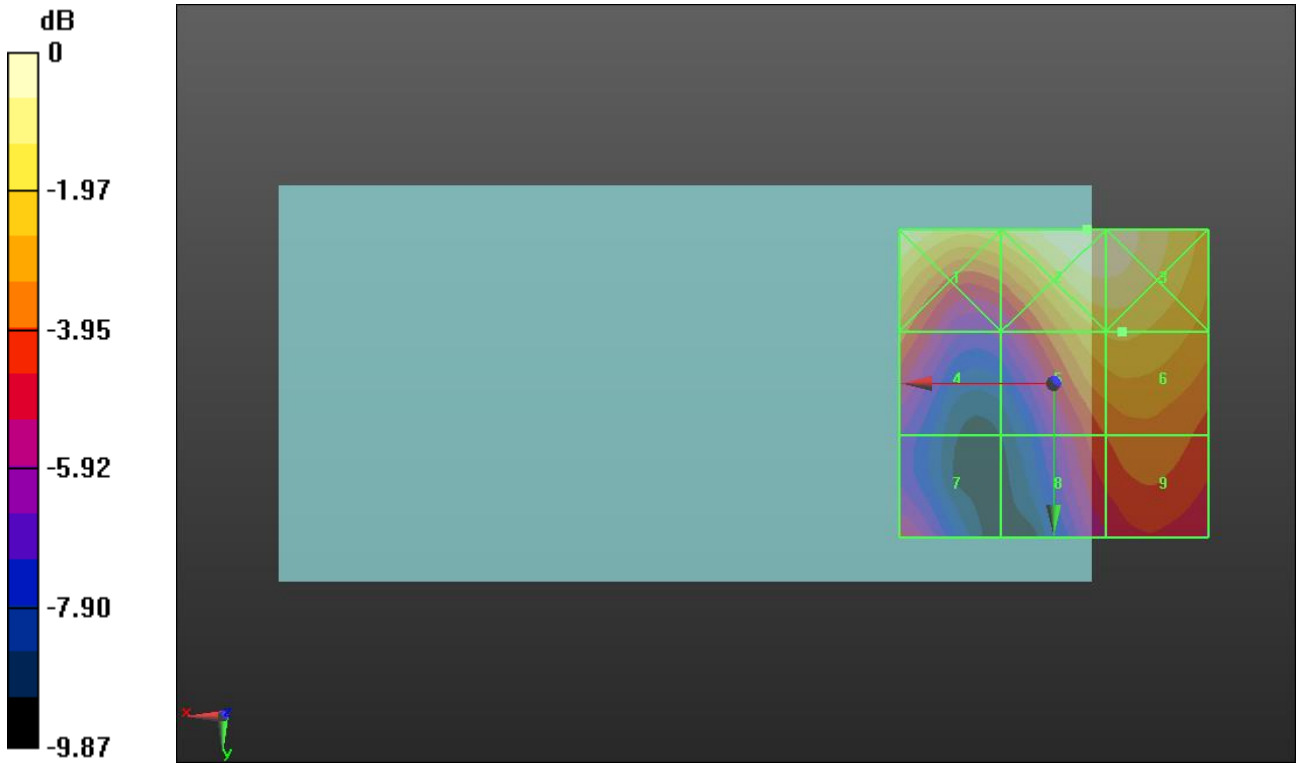


0 dB = 24.74 V/m = 27.87 dBV/m

## LTE Band 41 ANT 3 PC2

Communication System: UID 10173 - CAG, LTE-TDD (SC-FDMA, 1 RB, 20 MHz, 16-QAM); Frequency: 2636.5 MHz; Duty Cycle: 1:8.87156
Phantom section: RF Section
DASY5 Configuration:
- Probe: EF3DV3 - SN4041; ConvF(1, 1, 1) @ 2636.5 MHz; Calibrated: 3/18/2020
- Sensor-Surface: (Fix Surface)
- Electronics: DAE4 Sn1357; Calibrated: 2/20/2020
- Phantom: HAC Test Arch with AMCC; Type: SD HAC P01 BB
- Measurement SW: DASY52, Version 52.10 (4);SEMCAD X Version 14.6.14 (7483)

## PC2 E-Field measurement/SC-FDMA 1RB 20 MHz 16QAM Ch. 41055/Hearing Aid Compatibility Test (101x101x1): Interpolated grid: dx=0.5000 mm, dy=0.5000 mm

Device Reference Point: 0, 0, -6.3 mm
Reference Value = 17.02 V/m; Power Drift = 0.07 dB
Applied MIF = -1.44 dB
RF audio interference level = 24.28 dBV/m
**Emission category: M4**

MIF scaled E-field

| | | |
|---|---|---|
| Grid 1 **M4** **27.21 dBV/m** | Grid 2 **M4** **24.74 dBV/m** | Grid 3 **M4** **24.7 dBV/m** |
| Grid 4 **M4** **24.28 dBV/m** | Grid 5 **M4** **23.68 dBV/m** | Grid 6 **M4** **23.94 dBV/m** |
| Grid 7 **M4** **22.15 dBV/m** | Grid 8 **M4** **23.01 dBV/m** | Grid 9 **M4** **23.27 dBV/m** |

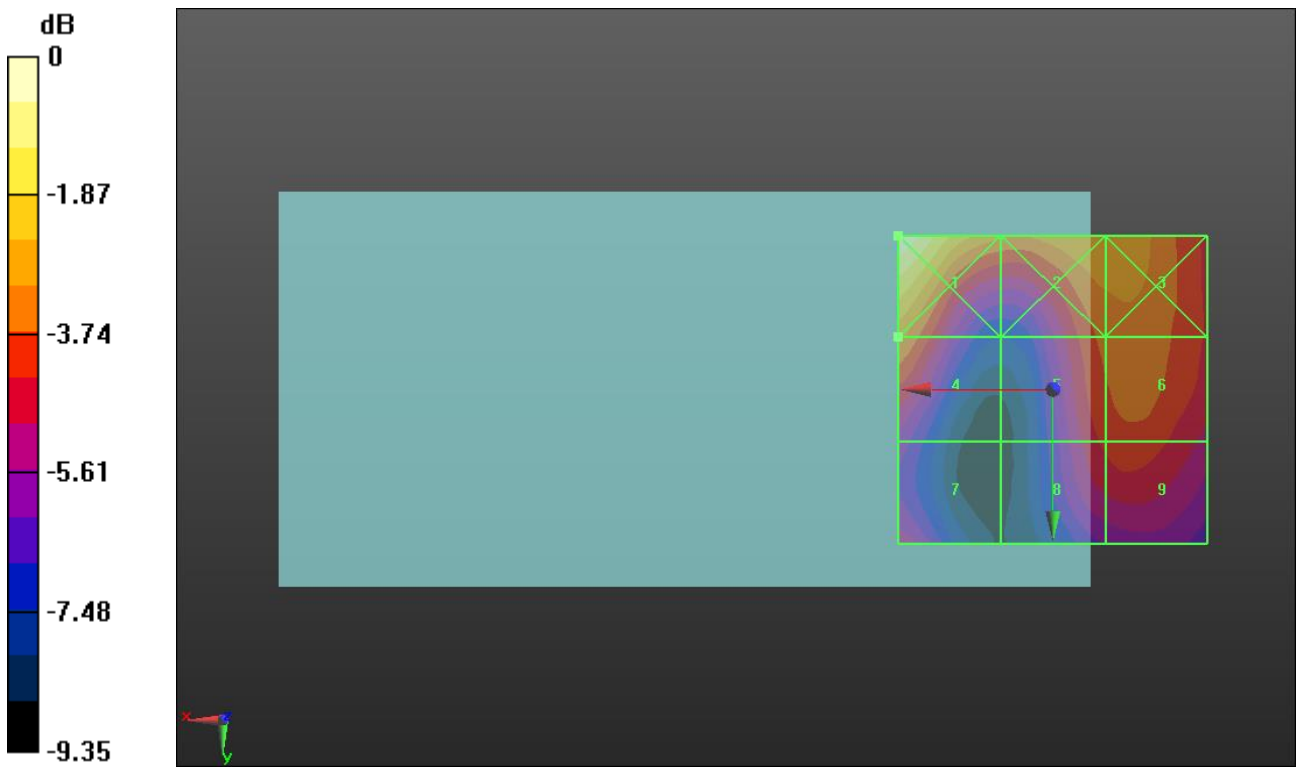


0 dB = 22.94 V/m = 27.21 dBV/m

## LTE Band 41 ANT 3 PC2

Communication System: UID 10173 - CAG, LTE-TDD (SC-FDMA, 1 RB, 20 MHz, 16-QAM); Frequency: 2680 MHz; Duty Cycle: 1:8.87156
Phantom section: RF Section
DASY5 Configuration:
- Probe: EF3DV3 - SN4041; ConvF(1, 1, 1) @ 2680 MHz; Calibrated: 3/18/2020
- Sensor-Surface: (Fix Surface)
- Electronics: DAE4 Sn1357; Calibrated: 2/20/2020
- Phantom: HAC Test Arch with AMCC; Type: SD HAC P01 BB
- Measurement SW: DASY52, Version 52.10 (4);SEMCAD X Version 14.6.14 (7483)

## PC2 E-Field measurement/SC-FDMA 1RB 20 MHz 16QAM Ch. 41490/Hearing Aid Compatibility Test (101x101x1): Interpolated grid: dx=0.5000 mm, dy=0.5000 mm

Device Reference Point: 0, 0, -6.3 mm
Reference Value = 13.90 V/m; Power Drift = 0.14 dB
Applied MIF = -1.44 dB
RF audio interference level = 24.70 dBV/m
**Emission category: M4**

MIF scaled E-field

| | | |
|---|---|---|
| Grid 1 **M4** **27.04 dBV/m** | Grid 2 **M4** **25.61 dBV/m** | Grid 3 **M4** **25.41 dBV/m** |
| Grid 4 **M4** **24.7 dBV/m** | Grid 5 **M4** **22.75 dBV/m** | Grid 6 **M4** **22.94 dBV/m** |
| Grid 7 **M4** **22.35 dBV/m** | Grid 8 **M4** **21.48 dBV/m** | Grid 9 **M4** **21.96 dBV/m** |

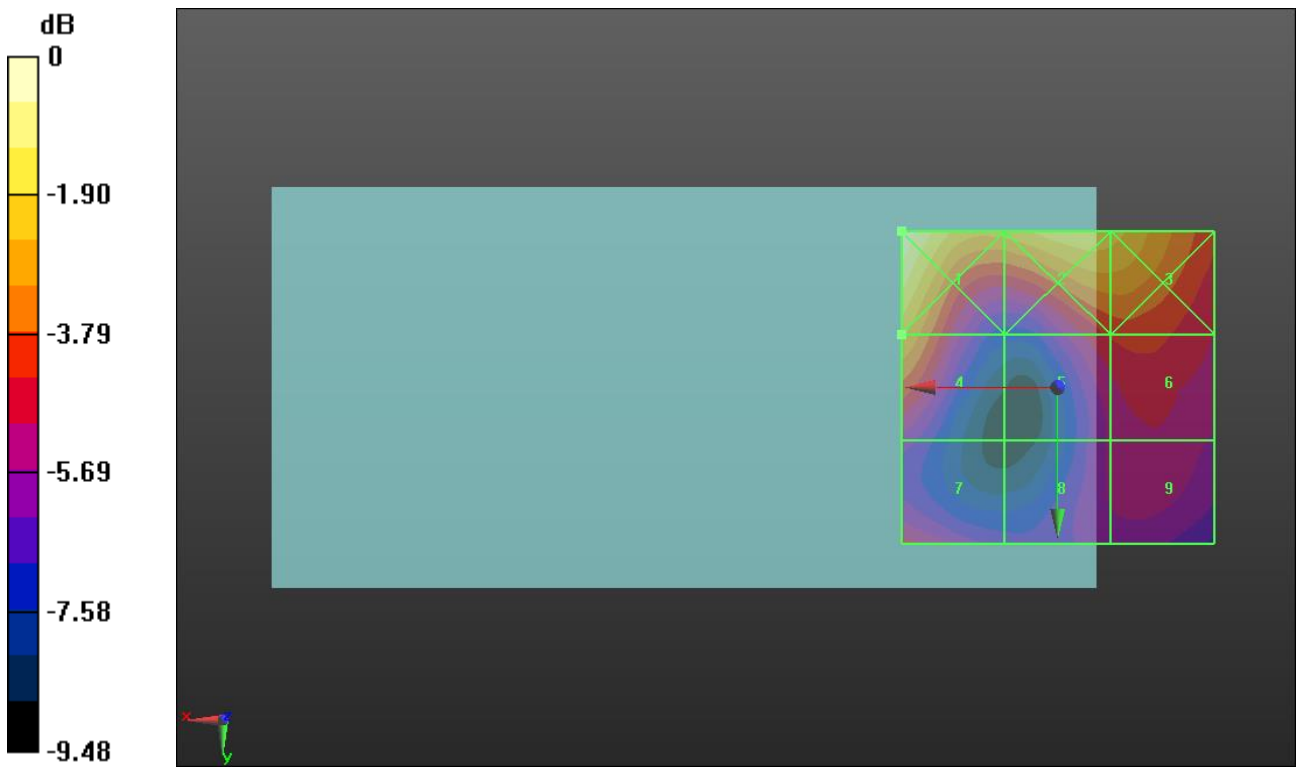


0 dB = 22.50 V/m = 27.04 dBV/m

## Wi-Fi 2.4 GHz ANT 3

Communication System: UID 10061 - CAB, IEEE 802.11b WiFi 2.4 GHz (DSSS, 11 Mbps); Frequency: 2412 MHz; Duty Cycle: 1:2.29034
Phantom section: RF Section
DASY5 Configuration:
- Probe: EF3DV3 - SN4041; ConvF(1, 1, 1) @ 2412 MHz; Calibrated: 3/18/2020
- Sensor-Surface: (Fix Surface)
- Electronics: DAE4 Sn1357; Calibrated: 2/20/2020
- Phantom: HAC Test Arch with AMCC; Type: SD HAC P01 BB
- Measurement SW: DASY52, Version 52.10 (4);SEMCAD X Version 14.6.14 (7483)

### 802.11b E-Field measurement/DSSS 11 Mbps_ch 1/Hearing Aid Compatibility Test (101x101x1): Interpolated grid: dx=0.5000 mm, dy=0.5000 mm

Device Reference Point: 0, 0, -6.3 mm
Reference Value = 23.79 V/m; Power Drift = 0.00 dB
Applied MIF = -2.02 dB
RF audio interference level = 23.82 dBV/m
**Emission category: M4**

MIF scaled E-field

| | | |
|---|---|---|
| Grid 1 **M4** **22.21 dBV/m** | Grid 2 **M4** **22.51 dBV/m** | Grid 3 **M4** **22.51 dBV/m** |
| Grid 4 **M4** **19.27 dBV/m** | Grid 5 **M4** **23.82 dBV/m** | Grid 6 **M4** **23.81 dBV/m** |
| Grid 7 **M4** **22.16 dBV/m** | Grid 8 **M4** **24.14 dBV/m** | Grid 9 **M4** **24.08 dBV/m** |

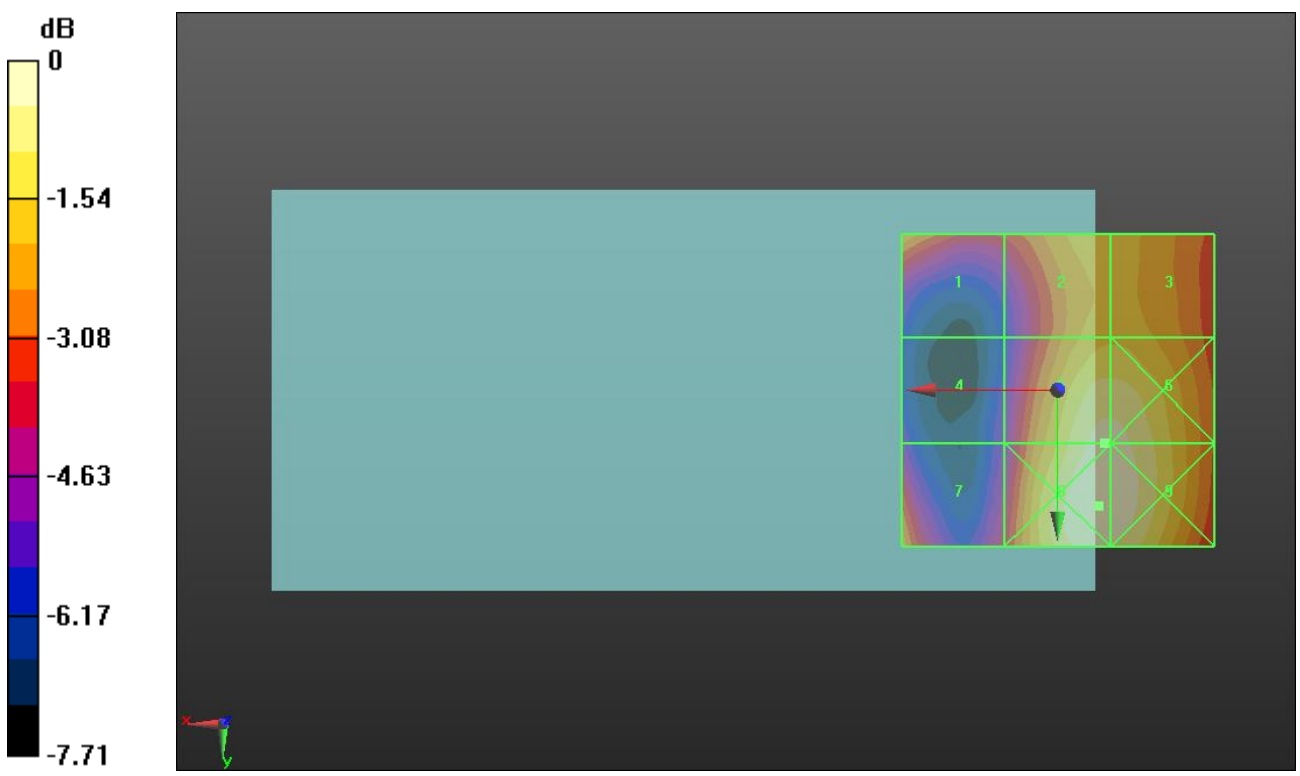


0 dB = 16.12 V/m = 24.15 dBV/m

## Wi-Fi 2.4 GHz ANT 3

Communication System: UID 10061 - CAB, IEEE 802.11b WiFi 2.4 GHz (DSSS, 11 Mbps); Frequency: 2437 MHz; Duty Cycle: 1:2.29034
Phantom section: RF Section
DASY5 Configuration:
- Probe: EF3DV3 - SN4041; ConvF(1, 1, 1) @ 2437 MHz; Calibrated: 3/18/2020
- Sensor-Surface: (Fix Surface)
- Electronics: DAE4 Sn1357; Calibrated: 2/20/2020
- Phantom: HAC Test Arch with AMCC; Type: SD HAC P01 BB
- Measurement SW: DASY52, Version 52.10 (4);SEMCAD X Version 14.6.14 (7483)

### 802.11b E-Field measurement/DSSS 11 Mbps_ch 6/Hearing Aid Compatibility Test (101x101x1): Interpolated grid: dx=0.5000 mm, dy=0.5000 mm

Device Reference Point: 0, 0, -6.3 mm
Reference Value = 20.91 V/m; Power Drift = 0.04 dB
Applied MIF = -2.02 dB
RF audio interference level = 23.43 dBV/m
**Emission category: M4**

MIF scaled E-field

| | | |
|---|---|---|
| Grid 1 **M4** **21.9 dBV/m** | Grid 2 **M4** **22.77 dBV/m** | Grid 3 **M4** **22.6 dBV/m** |
| Grid 4 **M4** **18.94 dBV/m** | Grid 5 **M4** **23.43 dBV/m** | Grid 6 **M4** **23.43 dBV/m** |
| Grid 7 **M4** **21.36 dBV/m** | Grid 8 **M4** **23.94 dBV/m** | Grid 9 **M4** **23.88 dBV/m** |

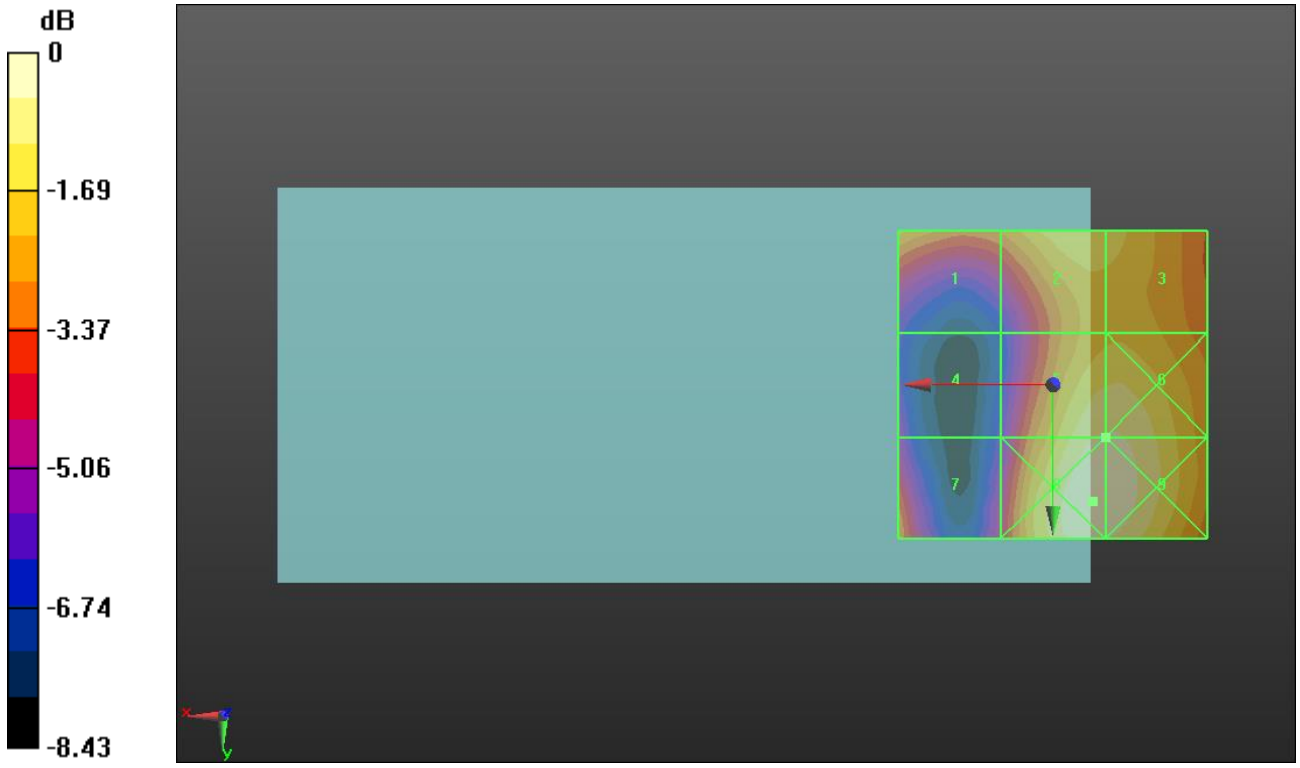


0 dB = 15.74 V/m = 23.94 dBV/m

## Wi-Fi 2.4 GHz ANT 3

Communication System: UID 10061 - CAB, IEEE 802.11b WiFi 2.4 GHz (DSSS, 11 Mbps); Frequency: 2462 MHz; Duty Cycle: 1:2.29034
Phantom section: RF Section
DASY5 Configuration:
- Probe: EF3DV3 - SN4041; ConvF(1, 1, 1) @ 2462 MHz; Calibrated: 3/18/2020
- Sensor-Surface: (Fix Surface)
- Electronics: DAE4 Sn1357; Calibrated: 2/20/2020
- Phantom: HAC Test Arch with AMCC; Type: SD HAC P01 BB
- Measurement SW: DASY52, Version 52.10 (4);SEMCAD X Version 14.6.14 (7483)

## 802.11b E-Field measurement/DSSS 11 Mbps_ch 11/Hearing Aid Compatibility Test (101x101x1): Interpolated grid: dx=0.5000 mm, dy=0.5000 mm

Device Reference Point: 0, 0, -6.3 mm
Reference Value = 19.28 V/m; Power Drift = -0.12 dB
Applied MIF = -2.02 dB
RF audio interference level = 22.61 dBV/m
**Emission category: M4**

MIF scaled E-field

| | | |
|---|---|---|
| Grid 1 **M4** **21.56 dBV/m** | Grid 2 **M4** **22.12 dBV/m** | Grid 3 **M4** **21.88 dBV/m** |
| Grid 4 **M4** **18.4 dBV/m** | Grid 5 **M4** **22.61 dBV/m** | Grid 6 **M4** **22.61 dBV/m** |
| Grid 7 **M4** **20.51 dBV/m** | Grid 8 **M4** **23.57 dBV/m** | Grid 9 **M4** **23.4 dBV/m** |




0 dB = 15.09 V/m = 23.57 dBV/m

## Wi-Fi 2.4 GHz ANT 3

Communication System: UID 10077 - CAB, IEEE 802.11g WiFi 2.4 GHz (DSSS/OFDM, 54 Mbps); Frequency: 2412 MHz; Duty Cycle: 1:12.5777
Phantom section: RF Section
DASY5 Configuration:
- Probe: EF3DV3 - SN4041; ConvF(1, 1, 1) @ 2412 MHz; Calibrated: 3/18/2020
- Sensor-Surface: (Fix Surface)
- Electronics: DAE4 Sn1357; Calibrated: 2/20/2020
- Phantom: HAC Test Arch with AMCC; Type: SD HAC P01 BB
- Measurement SW: DASY52, Version 52.10 (4);SEMCAD X Version 14.6.14 (7483)

**802.11g E-Field measurement/DSSS/OFDM, 54 Mbps_ch 1/Hearing Aid Compatibility Test (101x101x1):** Interpolated grid: dx=0.5000 mm, dy=0.5000 mm
Device Reference Point: 0, 0, -6.3 mm
Reference Value = 21.26 V/m; Power Drift = -0.09 dB
Applied MIF = 0.12 dB
RF audio interference level = 25.02 dBV/m
**Emission category: M4**

MIF scaled E-field

| | | |
|---|---|---|
| Grid 1 **M4** **23.63 dBV/m** | Grid 2 **M4** **24 dBV/m** | Grid 3 **M4** **23.92 dBV/m** |
| Grid 4 **M4** **20.91 dBV/m** | Grid 5 **M4** **25.02 dBV/m** | Grid 6 **M4** **24.98 dBV/m** |
| Grid 7 **M4** **23.35 dBV/m** | Grid 8 **M4** **25.42 dBV/m** | Grid 9 **M4** **25.34 dBV/m** |

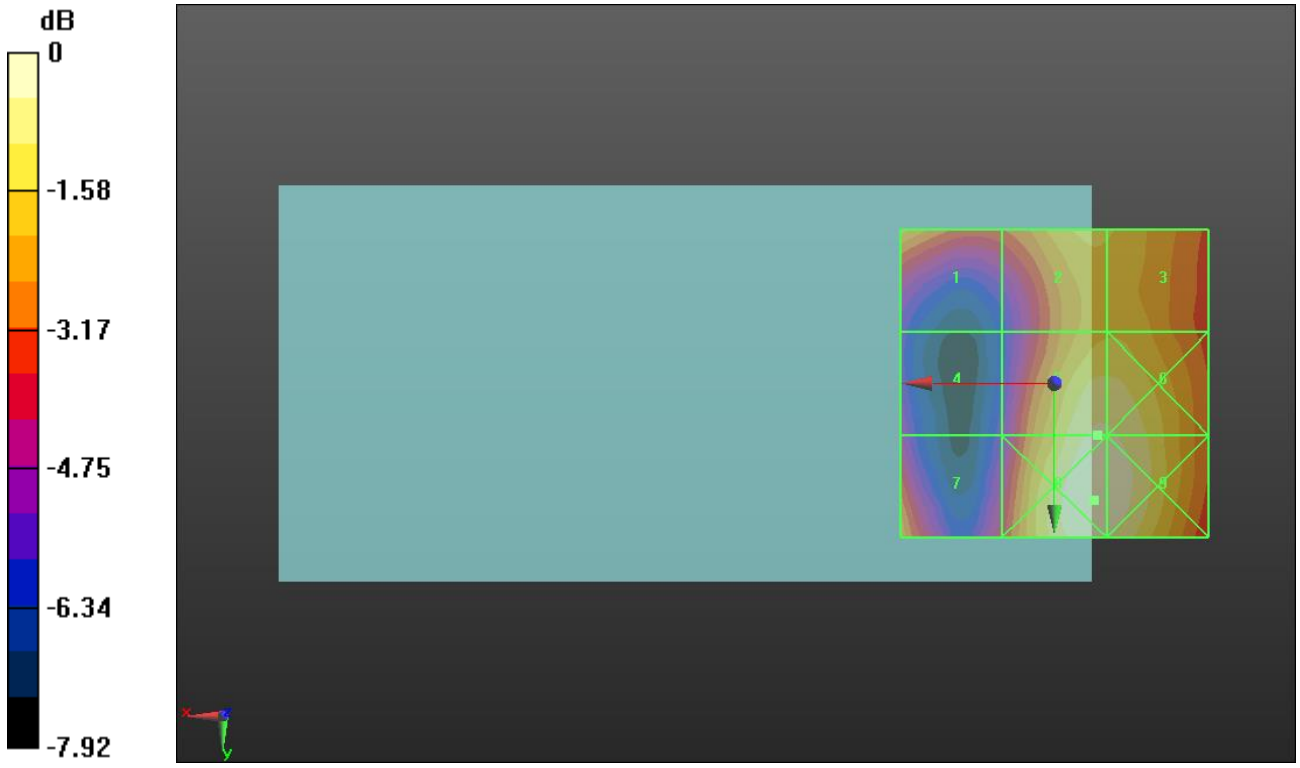


0 dB = 18.67 V/m = 25.42 dBV/m

## Wi-Fi 2.4 GHz ANT 3

Communication System: UID 10077 - CAB, IEEE 802.11g WiFi 2.4 GHz (DSSS/OFDM, 54 Mbps); Frequency: 2437 MHz; Duty Cycle: 1:12.5777
Phantom section: RF Section
DASY5 Configuration:
- Probe: EF3DV3 - SN4041; ConvF(1, 1, 1) @ 2437 MHz; Calibrated: 3/18/2020
- Sensor-Surface: (Fix Surface)
- Electronics: DAE4 Sn1357; Calibrated: 2/20/2020
- Phantom: HAC Test Arch with AMCC; Type: SD HAC P01 BB
- Measurement SW: DASY52, Version 52.10 (4);SEMCAD X Version 14.6.14 (7483)

**802.11g E-Field measurement/DSSS/OFDM, 54 Mbps_ch 6/Hearing Aid Compatibility Test (101x101x1):** Interpolated grid: dx=0.5000 mm, dy=0.5000 mm
Device Reference Point: 0, 0, -6.3 mm
Reference Value = 20.16 V/m; Power Drift = -0.02 dB
Applied MIF = 0.12 dB
RF audio interference level = 24.97 dBV/m
**Emission category: M4**

MIF scaled E-field

| | | |
|---|---|---|
| Grid 1 **M4** **23.42 dBV/m** | Grid 2 **M4** **24.1 dBV/m** | Grid 3 **M4** **24 dBV/m** |
| Grid 4 **M4** **20.55 dBV/m** | Grid 5 **M4** **24.97 dBV/m** | Grid 6 **M4** **24.97 dBV/m** |
| Grid 7 **M4** **23.09 dBV/m** | Grid 8 **M4** **25.49 dBV/m** | Grid 9 **M4** **25.4 dBV/m** |

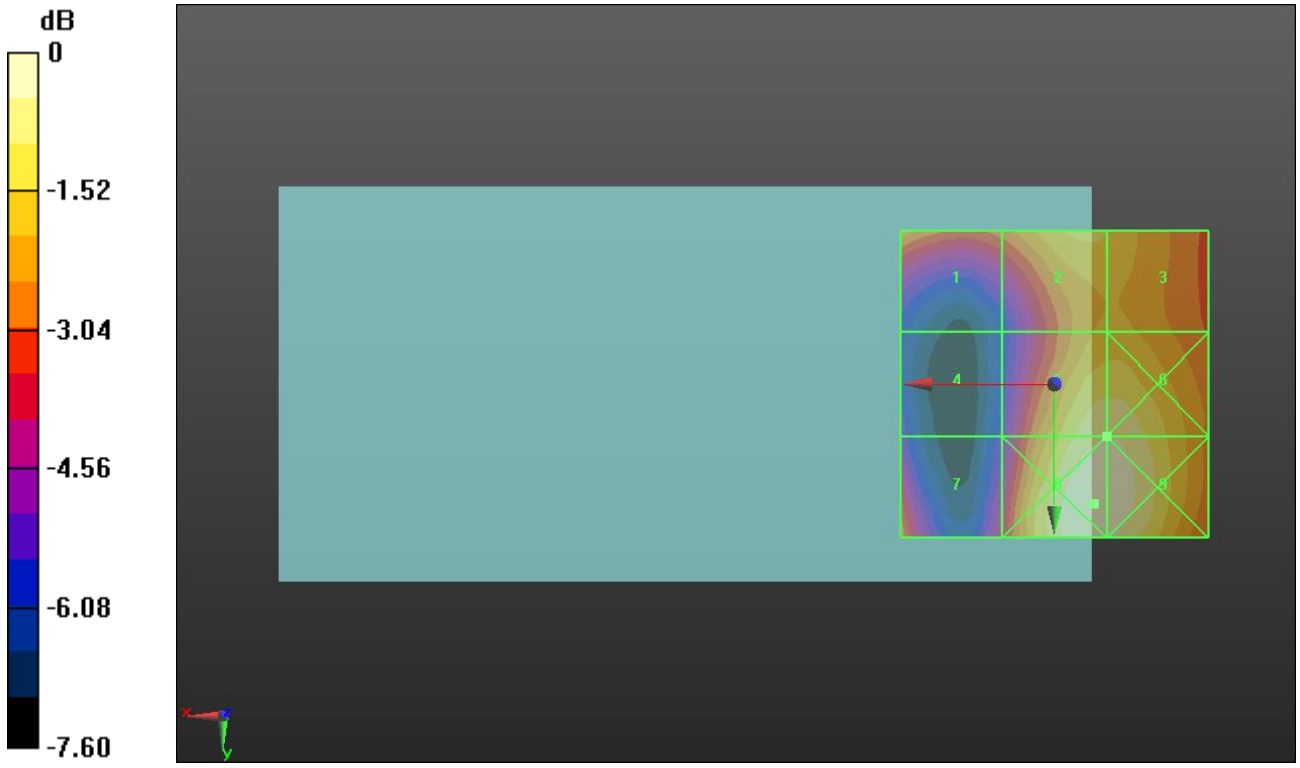


0 dB = 18.82 V/m = 25.49 dBV/m

## Wi-Fi 2.4 GHz ANT 3

Communication System: UID 10077 - CAB, IEEE 802.11g WiFi 2.4 GHz (DSSS/OFDM, 54 Mbps); Frequency: 2462 MHz; Duty Cycle: 1:12.5777
Phantom section: RF Section
DASY5 Configuration:
- Probe: EF3DV3 - SN4041; ConvF(1, 1, 1) @ 2462 MHz; Calibrated: 3/18/2020
- Sensor-Surface: (Fix Surface)
- Electronics: DAE4 Sn1357; Calibrated: 2/20/2020
- Phantom: HAC Test Arch with AMCC; Type: SD HAC P01 BB
- Measurement SW: DASY52, Version 52.10 (4);SEMCAD X Version 14.6.14 (7483)

## 802.11g E-Field measurement/DSSS/OFDM, 54 Mbps_ch 11/Hearing Aid Compatibility Test (101x101x1): Interpolated grid: dx=0.5000 mm, dy=0.5000 mm

Device Reference Point: 0, 0, -6.3 mm
Reference Value = 17.89 V/m; Power Drift = -0.07 dB
Applied MIF = 0.12 dB
RF audio interference level = 24.06 dBV/m
**Emission category: M4**

MIF scaled E-field

| | | |
|---|---|---|
| Grid 1 **M4** **23.39 dBV/m** | Grid 2 **M4** **23.75 dBV/m** | Grid 3 **M4** **23.62 dBV/m** |
| Grid 4 **M4** **20.33 dBV/m** | Grid 5 **M4** **24.06 dBV/m** | Grid 6 **M4** **24.02 dBV/m** |
| Grid 7 **M4** **22.32 dBV/m** | Grid 8 **M4** **24.88 dBV/m** | Grid 9 **M4** **24.71 dBV/m** |




0 dB = 17.54 V/m = 24.88 dBV/m

## GSM1900 ANT 4

Communication System: UID 10021 - DAC, GSM-FDD (TDMA, GMSK); Frequency: 1850.2 MHz; Duty Cycle: 1:8.69961
Phantom section: RF Section
DASY5 Configuration:
- Probe: EF3DV3 - SN4041; ConvF(1, 1, 1) @ 1850.2 MHz; Calibrated: 3/18/2020
- Sensor-Surface: (Fix Surface)
- Electronics: DAE4 Sn1357; Calibrated: 2/20/2020
- Phantom: HAC Test Arch with AMCC; Type: SD HAC P01 BB
- Measurement SW: DASY52, Version 52.10 (4);SEMCAD X Version 14.6.14 (7483)

## GSM1900 E-Field measurement/Voice_ch 512/Hearing Aid Compatibility Test (101x101x1): Interpolated grid: dx=0.5000 mm, dy=0.5000 mm

Device Reference Point: 0, 0, -6.3 mm
Reference Value = 19.00 V/m; Power Drift = -0.15 dB
Applied MIF = 3.63 dB
RF audio interference level = 27.85 dBV/m
**Emission category: M4**

MIF scaled E-field

| | | |
|---|---|---|
| Grid 1 **M4** **24.46 dBV/m** | Grid 2 **M4** **26.36 dBV/m** | Grid 3 **M4** **26.57 dBV/m** |
| Grid 4 **M4** **27.02 dBV/m** | Grid 5 **M4** **27.72 dBV/m** | Grid 6 **M4** **27.85 dBV/m** |
| Grid 7 **M3** **30.3 dBV/m** | Grid 8 **M4** **28.78 dBV/m** | Grid 9 **M4** **28.78 dBV/m** |

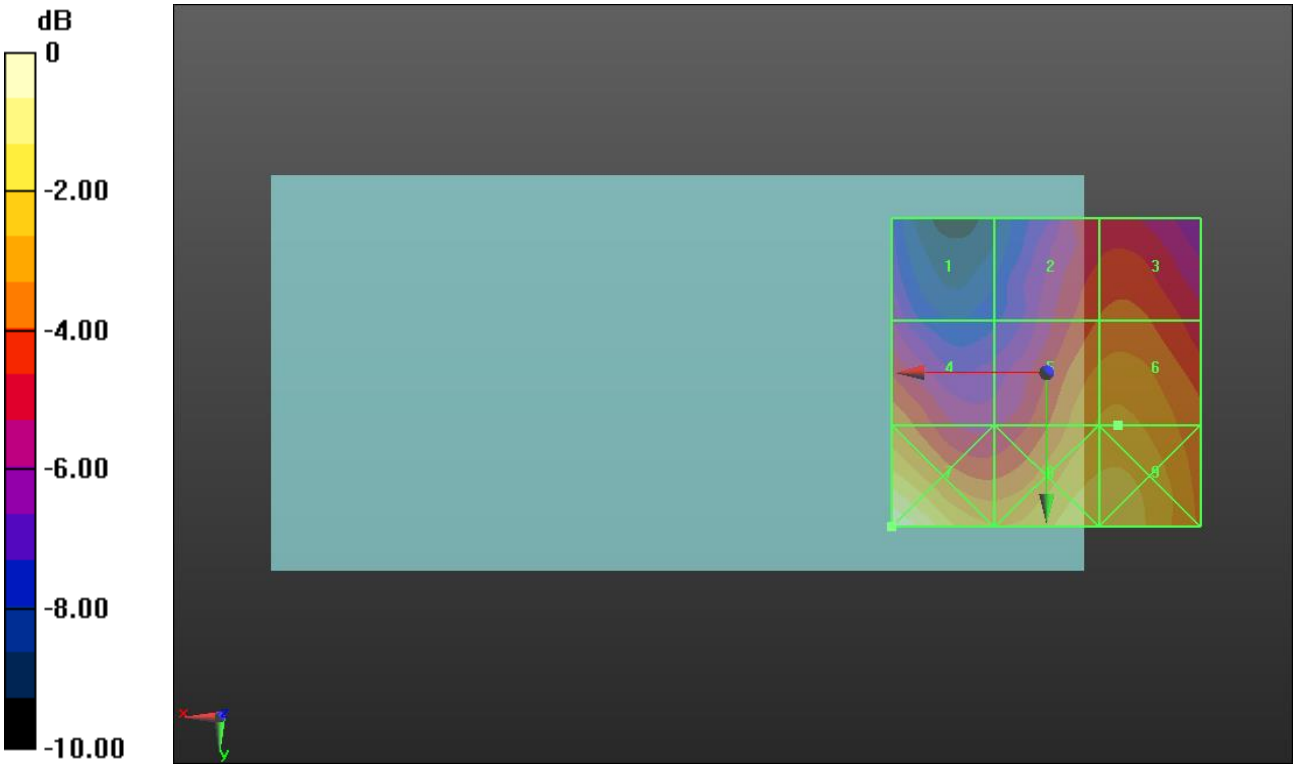


0 dB = 32.72 V/m = 30.30 dBV/m

## GSM1900 ANT 4

Communication System: UID 10021 - DAC, GSM-FDD (TDMA, GMSK); Frequency: 1880 MHz; Duty Cycle: 1:8.69961
Phantom section: RF Section
DASY5 Configuration:
- Probe: EF3DV3 - SN4041; ConvF(1, 1, 1) @ 1880 MHz; Calibrated: 3/18/2020
- Sensor-Surface: (Fix Surface)
- Electronics: DAE4 Sn1357; Calibrated: 2/20/2020
- Phantom: HAC Test Arch with AMCC; Type: SD HAC P01 BB
- Measurement SW: DASY52, Version 52.10 (4);SEMCAD X Version 14.6.14 (7483)

## GSM1900 E-Field measurement/Voice_ch 661/Hearing Aid Compatibility Test (101x101x1): Interpolated grid: dx=0.5000 mm, dy=0.5000 mm

Device Reference Point: 0, 0, -6.3 mm
Reference Value = 18.27 V/m; Power Drift = 0.03 dB
Applied MIF = 3.63 dB
RF audio interference level = 28.82 dBV/m
**Emission category: M4**

MIF scaled E-field

| | | |
|---|---|---|
| Grid 1 **M4** **23.82 dBV/m** | Grid 2 **M4** **28.15 dBV/m** | Grid 3 **M4** **28.34 dBV/m** |
| Grid 4 **M4** **26.62 dBV/m** | Grid 5 **M4** **28.64 dBV/m** | Grid 6 **M4** **28.82 dBV/m** |
| Grid 7 **M3** **30.66 dBV/m** | Grid 8 **M4** **29.24 dBV/m** | Grid 9 **M4** **29.26 dBV/m** |

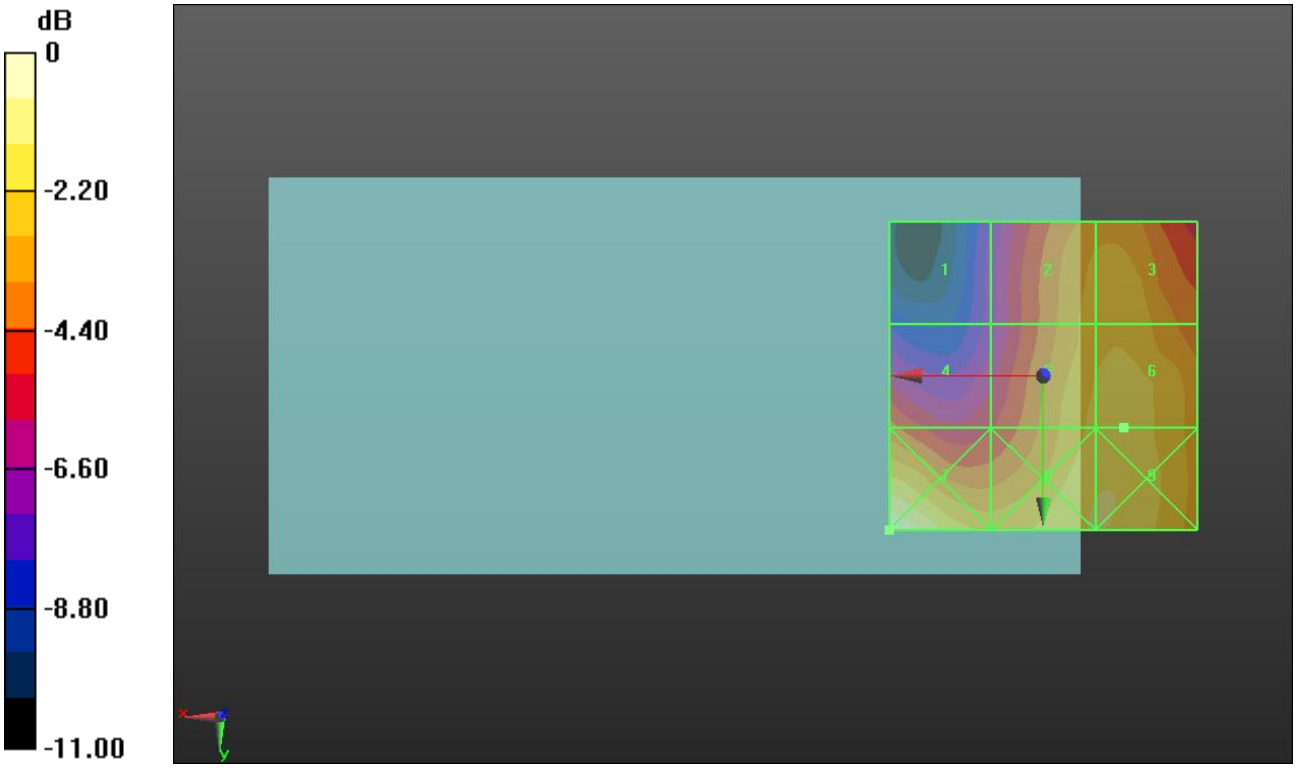


0 dB = 34.13 V/m = 30.66 dBV/m

## GSM1900 ANT 4

Communication System: UID 10021 - DAC, GSM-FDD (TDMA, GMSK); Frequency: 1909.8 MHz; Duty Cycle: 1:8.69961
Phantom section: RF Section
DASY5 Configuration:
- Probe: EF3DV3 - SN4041; ConvF(1, 1, 1) @ 1909.8 MHz; Calibrated: 3/18/2020
- Sensor-Surface: (Fix Surface)
- Electronics: DAE4 Sn1357; Calibrated: 2/20/2020
- Phantom: HAC Test Arch with AMCC; Type: SD HAC P01 BB
- Measurement SW: DASY52, Version 52.10 (4);SEMCAD X Version 14.6.14 (7483)

## GSM1900 E-Field measurement/Voice_ch 810/Hearing Aid Compatibility Test (101x101x1): Interpolated grid: dx=0.5000 mm, dy=0.5000 mm

Device Reference Point: 0, 0, -6.3 mm
Reference Value = 16.05 V/m; Power Drift = -0.05 dB
Applied MIF = 3.63 dB
RF audio interference level = 27.42 dBV/m
**Emission category: M4**

MIF scaled E-field

| | | |
|---|---|---|
| Grid 1 **M4** **23 dBV/m** | Grid 2 **M4** **26.34 dBV/m** | Grid 3 **M4** **26.42 dBV/m** |
| Grid 4 **M4** **26.11 dBV/m** | Grid 5 **M4** **27.38 dBV/m** | Grid 6 **M4** **27.42 dBV/m** |
| Grid 7 **M4** **29.9 dBV/m** | Grid 8 **M4** **28.76 dBV/m** | Grid 9 **M4** **28.33 dBV/m** |

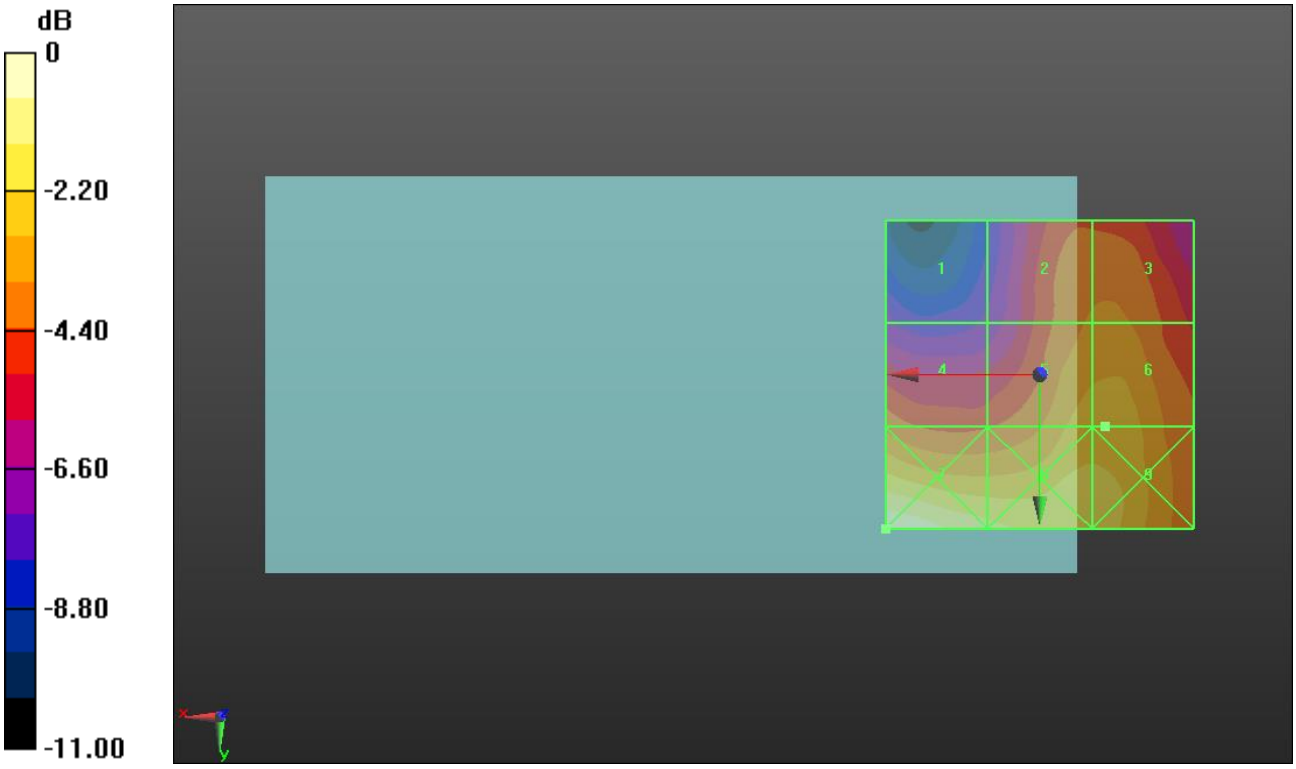


0 dB = 31.26 V/m = 29.90 dBV/m

## LTE Band 41 ANT 4

Communication System: UID 10173 - CAG, LTE-TDD (SC-FDMA, 1 RB, 20 MHz, 16-QAM); Frequency: 2506 MHz; Duty Cycle: 1:8.87156
Phantom section: RF Section
DASY5 Configuration:
- Probe: EF3DV3 - SN4041; ConvF(1, 1, 1) @ 2506 MHz; Calibrated: 3/18/2020
- Sensor-Surface: (Fix Surface)
- Electronics: DAE4 Sn1357; Calibrated: 2/20/2020
- Phantom: HAC Test Arch with AMCC; Type: SD HAC P01 BB
- Measurement SW: DASY52, Version 52.10 (4);SEMCAD X Version 14.6.14 (7483)

## PC3 E-Field measurement/SC-FDMA 1RB 20 MHz 16QAM Ch. 39750/Hearing Aid Compatibility Test (101x101x1): Interpolated grid: dx=0.5000 mm, dy=0.5000 mm

Device Reference Point: 0, 0, -6.3 mm
Reference Value = 19.17 V/m; Power Drift = 0.08 dB
Applied MIF = -1.44 dB
RF audio interference level = 24.01 dBV/m
**Emission category: M4**

MIF scaled E-field

| | | |
|---|---|---|
| Grid 1 **M4** **19.61 dBV/m** | Grid 2 **M4** **21.13 dBV/m** | Grid 3 **M4** **21.09 dBV/m** |
| Grid 4 **M4** **20.66 dBV/m** | Grid 5 **M4** **24.01 dBV/m** | Grid 6 **M4** **24.01 dBV/m** |
| Grid 7 **M4** **26.02 dBV/m** | Grid 8 **M4** **27.07 dBV/m** | Grid 9 **M4** **26.89 dBV/m** |




0 dB = 22.58 V/m = 27.07 dBV/m

## LTE Band 41 ANT 4

Communication System: UID 10173 - CAG, LTE-TDD (SC-FDMA, 1 RB, 20 MHz, 16-QAM); Frequency: 2549.5 MHz; Duty Cycle: 1:8.87156
Phantom section: RF Section
DASY5 Configuration:
- Probe: EF3DV3 - SN4041; ConvF(1, 1, 1) @ 2549.5 MHz; Calibrated: 3/18/2020
- Sensor-Surface: (Fix Surface)
- Electronics: DAE4 Sn1357; Calibrated: 2/20/2020
- Phantom: HAC Test Arch with AMCC; Type: SD HAC P01 BB
- Measurement SW: DASY52, Version 52.10 (4);SEMCAD X Version 14.6.14 (7483)

## PC3 E-Field measurement/SC-FDMA 1RB 20 MHz 16QAM Ch. 40185/Hearing Aid Compatibility Test (101x101x1): Interpolated grid: dx=0.5000 mm, dy=0.5000 mm

Device Reference Point: 0, 0, -6.3 mm
Reference Value = 26.56 V/m; Power Drift = -0.03 dB
Applied MIF = -1.44 dB
RF audio interference level = 25.83 dBV/m
**Emission category: M4**

MIF scaled E-field

| | | |
|---|---|---|
| Grid 1 **M4** **21.87 dBV/m** | Grid 2 **M4** **23.95 dBV/m** | Grid 3 **M4** **23.85 dBV/m** |
| Grid 4 **M4** **23.24 dBV/m** | Grid 5 **M4** **25.83 dBV/m** | Grid 6 **M4** **25.77 dBV/m** |
| Grid 7 **M4** **28.2 dBV/m** | Grid 8 **M4** **29.3 dBV/m** | Grid 9 **M4** **28.89 dBV/m** |

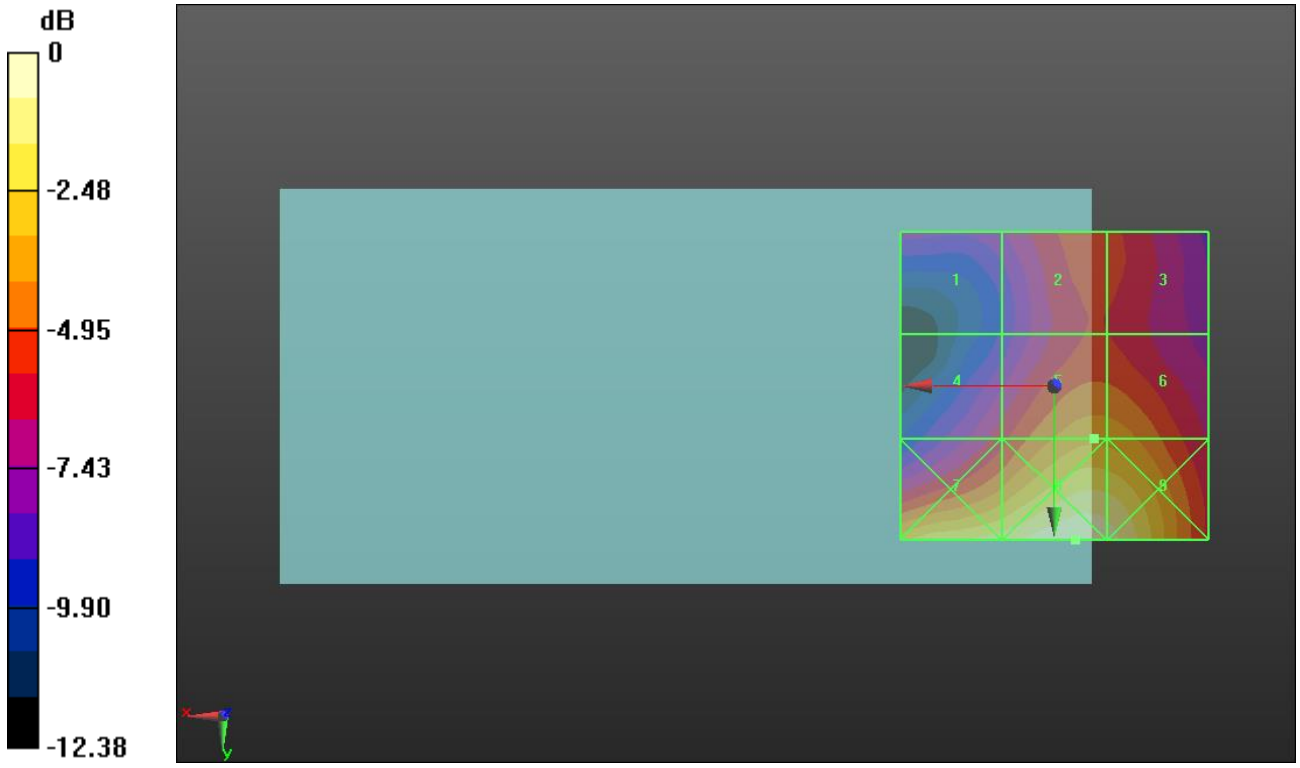


0 dB = 29.16 V/m = 29.30 dBV/m

## LTE Band 41 ANT 4

Communication System: UID 10173 - CAG, LTE-TDD (SC-FDMA, 1 RB, 20 MHz, 16-QAM); Frequency: 2593 MHz; Duty Cycle: 1:8.87156
Phantom section: RF Section
DASY5 Configuration:
- Probe: EF3DV3 - SN4041; ConvF(1, 1, 1) @ 2593 MHz; Calibrated: 3/18/2020
- Sensor-Surface: (Fix Surface)
- Electronics: DAE4 Sn1357; Calibrated: 2/20/2020
- Phantom: HAC Test Arch with AMCC; Type: SD HAC P01 BB
- Measurement SW: DASY52, Version 52.10 (4);SEMCAD X Version 14.6.14 (7483)

## PC3 E-Field measurement/SC-FDMA 1RB 20 MHz 16QAM Ch. 40620/Hearing Aid Compatibility Test (101x101x1): Interpolated grid: dx=0.5000 mm, dy=0.5000 mm

Device Reference Point: 0, 0, -6.3 mm
Reference Value = 21.24 V/m; Power Drift = 0.04 dB
Applied MIF = -1.44 dB
RF audio interference level = 23.77 dBV/m
**Emission category: M4**

MIF scaled E-field

| | | |
|---|---|---|
| Grid 1 **M4** **20.48 dBV/m** | Grid 2 **M4** **23.14 dBV/m** | Grid 3 **M4** **23.01 dBV/m** |
| Grid 4 **M4** **21.83 dBV/m** | Grid 5 **M4** **23.77 dBV/m** | Grid 6 **M4** **23.73 dBV/m** |
| Grid 7 **M4** **27.45 dBV/m** | Grid 8 **M4** **27.66 dBV/m** | Grid 9 **M4** **27.3 dBV/m** |

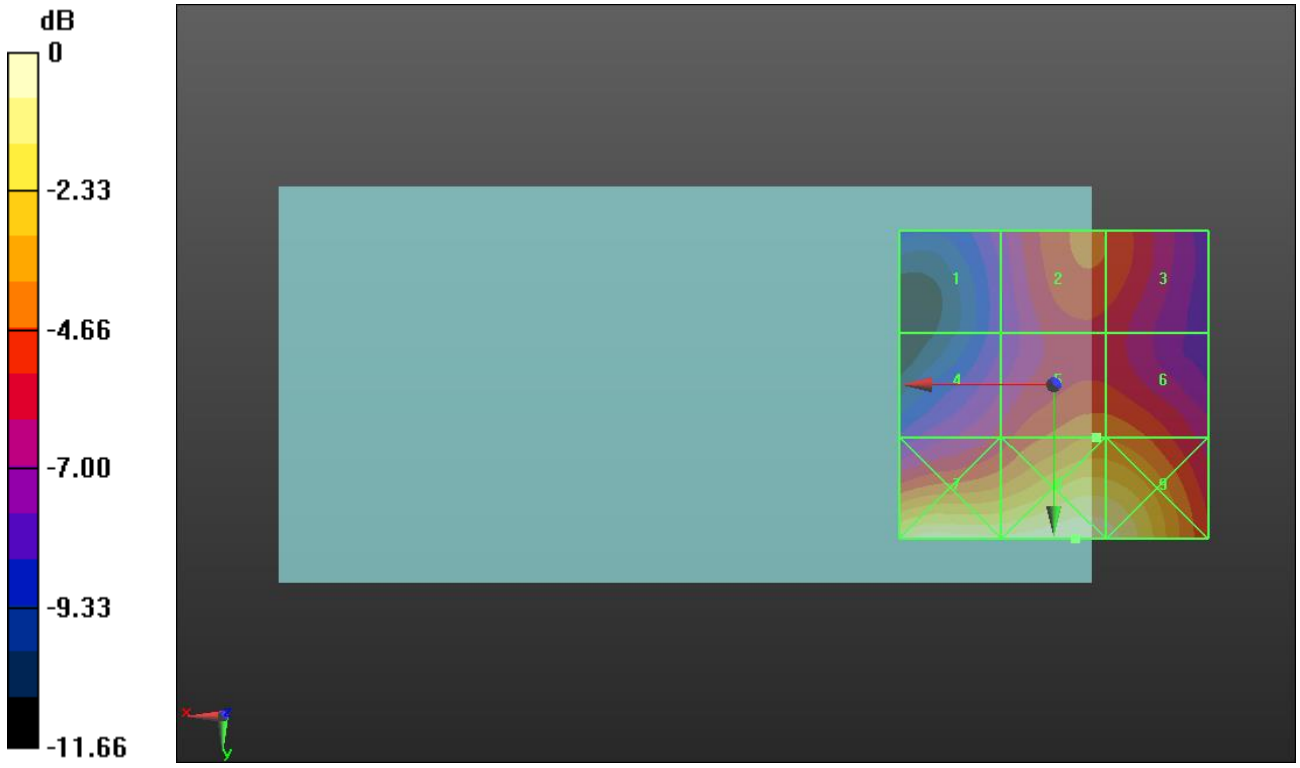


0 dB = 24.16 V/m = 27.66 dBV/m

## LTE Band 41 ANT 4

Communication System: UID 10173 - CAG, LTE-TDD (SC-FDMA, 1 RB, 20 MHz, 16-QAM); Frequency: 2636.5 MHz; Duty Cycle: 1:8.87156
Phantom section: RF Section
DASY5 Configuration:
- Probe: EF3DV3 - SN4041; ConvF(1, 1, 1) @ 2636.5 MHz; Calibrated: 3/18/2020
- Sensor-Surface: (Fix Surface)
- Electronics: DAE4 Sn1357; Calibrated: 2/20/2020
- Phantom: HAC Test Arch with AMCC; Type: SD HAC P01 BB
- Measurement SW: DASY52, Version 52.10 (4);SEMCAD X Version 14.6.14 (7483)

## PC3 E-Field measurement/SC-FDMA 1RB 20 MHz 16QAM Ch. 41055/Hearing Aid Compatibility Test (101x101x1): Interpolated grid: dx=0.5000 mm, dy=0.5000 mm

Device Reference Point: 0, 0, -6.3 mm
Reference Value = 18.76 V/m; Power Drift = -0.02 dB
Applied MIF = -1.44 dB
RF audio interference level = 22.07 dBV/m

**Emission category: M4**

MIF scaled E-field

| | | |
|---|---|---|
| Grid 1 **M4** **19.01 dBV/m** | Grid 2 **M4** **21.45 dBV/m** | Grid 3 **M4** **21.17 dBV/m** |
| Grid 4 **M4** **20.36 dBV/m** | Grid 5 **M4** **22.07 dBV/m** | Grid 6 **M4** **21.99 dBV/m** |
| Grid 7 **M4** **25.33 dBV/m** | Grid 8 **M4** **25.65 dBV/m** | Grid 9 **M4** **25.29 dBV/m** |

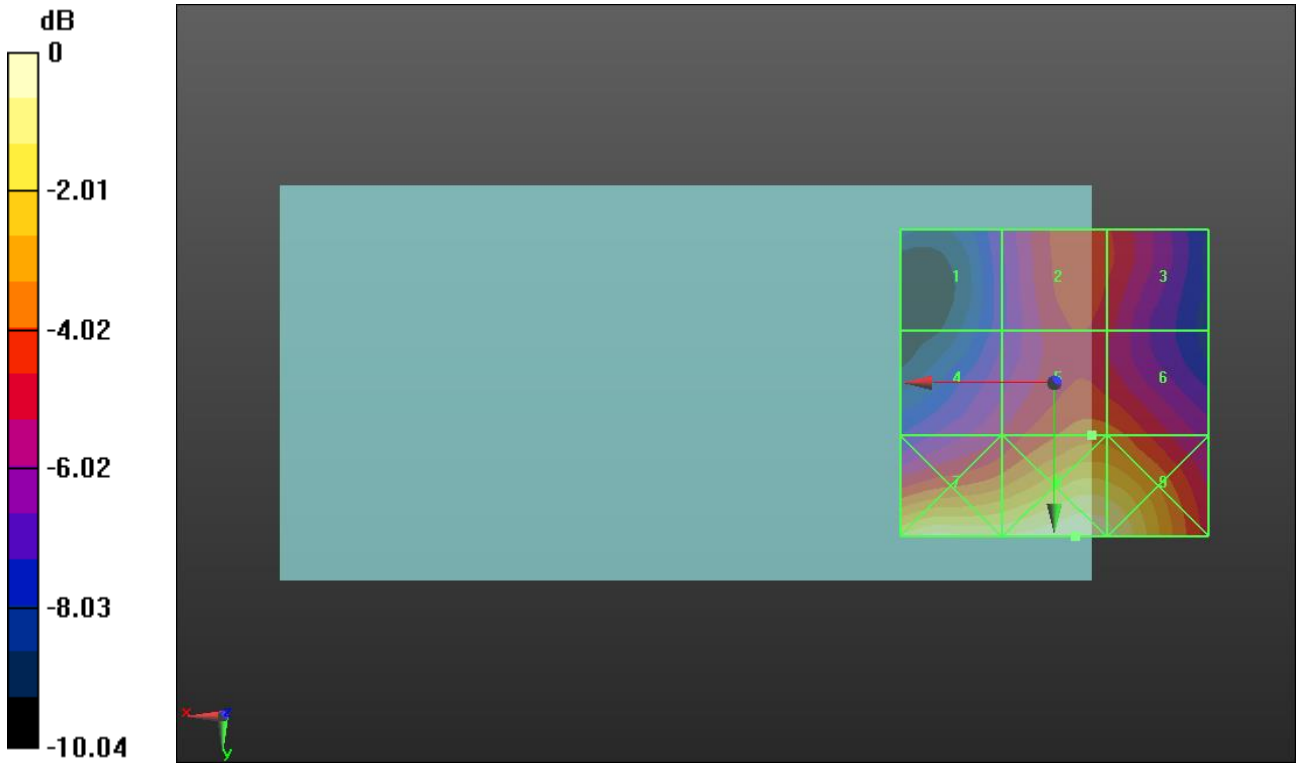


0 dB = 19.17 V/m = 25.65 dBV/m

## LTE Band 41 ANT 4

Communication System: UID 10173 - CAG, LTE-TDD (SC-FDMA, 1 RB, 20 MHz, 16-QAM); Frequency: 2680 MHz; Duty Cycle: 1:8.87156
Phantom section: RF Section
DASY5 Configuration:
- Probe: EF3DV3 - SN4041; ConvF(1, 1, 1) @ 2680 MHz; Calibrated: 3/18/2020
- Sensor-Surface: (Fix Surface)
- Electronics: DAE4 Sn1357; Calibrated: 2/20/2020
- Phantom: HAC Test Arch with AMCC; Type: SD HAC P01 BB
- Measurement SW: DASY52, Version 52.10 (4);SEMCAD X Version 14.6.14 (7483)

## PC3 E-Field measurement/SC-FDMA 1RB 20 MHz 16QAM Ch. 41490/Hearing Aid Compatibility Test (101x101x1): Interpolated grid: dx=0.5000 mm, dy=0.5000 mm

Device Reference Point: 0, 0, -6.3 mm
Reference Value = 21.23 V/m; Power Drift = -0.00 dB
Applied MIF = -1.44 dB
RF audio interference level = 23.68 dBV/m
**Emission category: M4**

MIF scaled E-field

| | | |
|---|---|---|
| Grid 1 **M4** **21.32 dBV/m** | Grid 2 **M4** **23.68 dBV/m** | Grid 3 **M4** **23.02 dBV/m** |
| Grid 4 **M4** **21.33 dBV/m** | Grid 5 **M4** **22.75 dBV/m** | Grid 6 **M4** **22.73 dBV/m** |
| Grid 7 **M4** **26.74 dBV/m** | Grid 8 **M4** **26.8 dBV/m** | Grid 9 **M4** **26.54 dBV/m** |




0 dB = 21.88 V/m = 26.80 dBV/m

## LTE Band 48 ANT 4

Communication System: UID 10173 - CAG, LTE-TDD (SC-FDMA, 1 RB, 20 MHz, 16-QAM); Frequency: 3560 MHz; Duty Cycle: 1:8.8736
Phantom section: RF Section
DASY5 Configuration:
- Probe: EF3DV3 - SN4041; ConvF(1, 1, 1) @ 3560 MHz; Calibrated: 3/18/2020
- Sensor-Surface: (Fix Surface)
- Electronics: DAE4 Sn1357; Calibrated: 2/20/2020
- Phantom: HAC Test Arch with AMCC; Type: SD HAC P01 BB
- Measurement SW: DASY52, Version 52.10 (4);SEMCAD X Version 14.6.14 (7483)

## LTE Band 48 E-Field measurement/SC-FDMA 1RB 20 MHz 16QAM Ch. 55340/Hearing Aid Compatibility Test (101x101x1): Interpolated grid: dx=0.5000 mm, dy=0.5000 mm

Device Reference Point: 0, 0, -6.3 mm
Reference Value = 34.61 V/m; Power Drift = 0.18 dB
Applied MIF = -1.44 dB
RF audio interference level = 27.56 dBV/m
**Emission category: M4**

MIF scaled E-field

| | | |
|---|---|---|
| Grid 1 **M4** **21.83 dBV/m** | Grid 2 **M4** **24.5 dBV/m** | Grid 3 **M4** **24.49 dBV/m** |
| Grid 4 **M4** **23.82 dBV/m** | Grid 5 **M4** **27.56 dBV/m** | Grid 6 **M4** **27.47 dBV/m** |
| Grid 7 **M4** **28.42 dBV/m** | Grid 8 **M4** **28.53 dBV/m** | Grid 9 **M4** **27.93 dBV/m** |

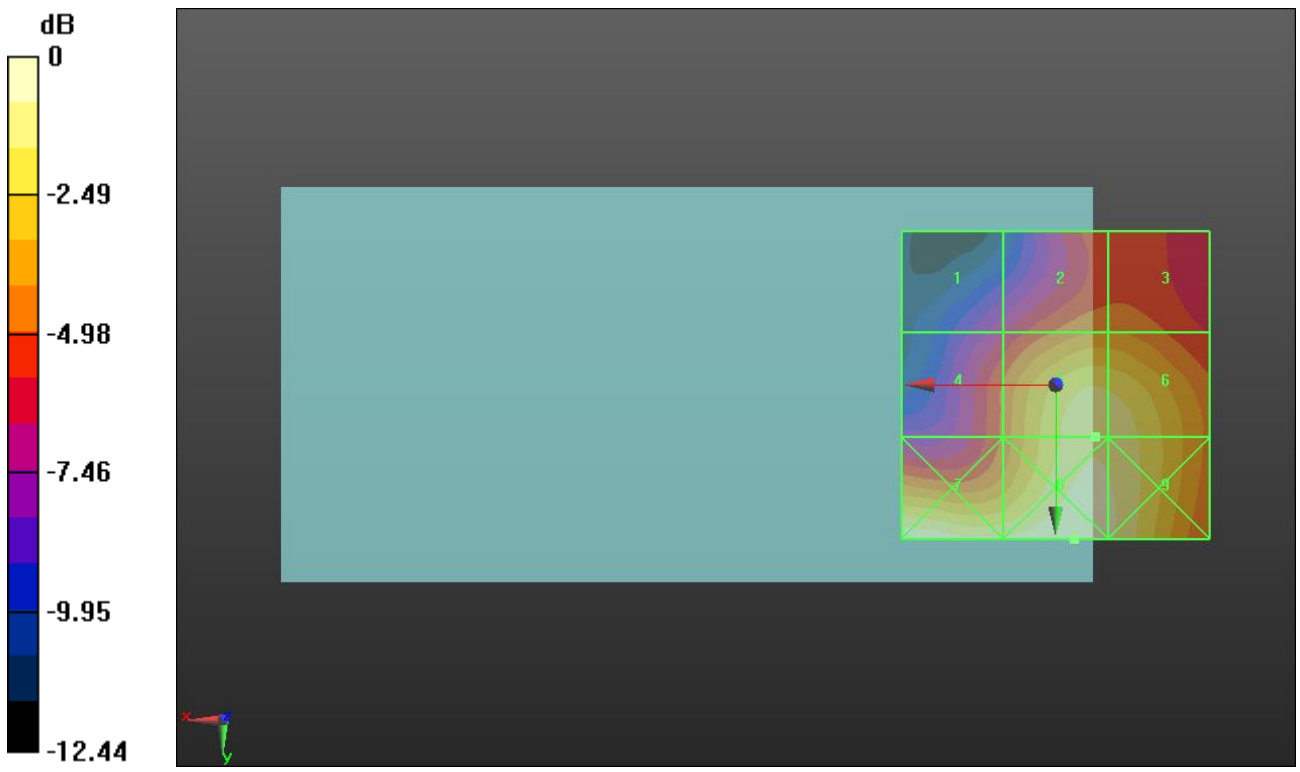


0 dB = 26.69 V/m = 28.53 dBV/m

## LTE Band 48 ANT 4

Communication System: UID 10173 - CAG, LTE-TDD (SC-FDMA, 1 RB, 20 MHz, 16-QAM); Frequency: 3603.3 MHz; Duty Cycle: 1:8.8736
Phantom section: RF Section
DASY5 Configuration:
- Probe: EF3DV3 - SN4041; ConvF(1, 1, 1) @ 3603.3 MHz; Calibrated: 3/18/2020
- Sensor-Surface: (Fix Surface)
- Electronics: DAE4 Sn1357; Calibrated: 2/20/2020
- Phantom: HAC Test Arch with AMCC; Type: SD HAC P01 BB
- Measurement SW: DASY52, Version 52.10 (4);SEMCAD X Version 14.6.14 (7483)

## LTE Band 48 E-Field measurement/SC-FDMA 1RB 20 MHz 16QAM Ch. 55773/Hearing Aid Compatibility Test (101x101x1): Interpolated grid: dx=0.5000 mm, dy=0.5000 mm

Device Reference Point: 0, 0, -6.3 mm
Reference Value = 33.75 V/m; Power Drift = -0.03 dB
Applied MIF = -1.44 dB
RF audio interference level = 27.49 dBV/m
**Emission category: M4**

MIF scaled E-field

| | | |
|---|---|---|
| Grid 1 **M4** **21.59 dBV/m** | Grid 2 **M4** **24.5 dBV/m** | Grid 3 **M4** **24.51 dBV/m** |
| Grid 4 **M4** **23.4 dBV/m** | Grid 5 **M4** **27.49 dBV/m** | Grid 6 **M4** **27.48 dBV/m** |
| Grid 7 **M4** **27.98 dBV/m** | Grid 8 **M4** **28.26 dBV/m** | Grid 9 **M4** **27.91 dBV/m** |




0 dB = 25.90 V/m = 28.27 dBV/m

## LTE Band 48 ANT 4

Communication System: UID 10173 - CAG, LTE-TDD (SC-FDMA, 1 RB, 20 MHz, 16-QAM); Frequency: 3646.7 MHz; Duty Cycle: 1:8.8736
Phantom section: RF Section
DASY5 Configuration:
- Probe: EF3DV3 - SN4041; ConvF(1, 1, 1) @ 3646.7 MHz; Calibrated: 3/18/2020
- Sensor-Surface: (Fix Surface)
- Electronics: DAE4 Sn1357; Calibrated: 2/20/2020
- Phantom: HAC Test Arch with AMCC; Type: SD HAC P01 BB
- Measurement SW: DASY52, Version 52.10 (4);SEMCAD X Version 14.6.14 (7483)

## LTE Band 48 E-Field measurement/SC-FDMA 1RB 20 MHz 16QAM Ch. 56207/Hearing Aid Compatibility Test (101x101x1): Interpolated grid: dx=0.5000 mm, dy=0.5000 mm

Device Reference Point: 0, 0, -6.3 mm
Reference Value = 33.65 V/m; Power Drift = -0.14 dB
Applied MIF = -1.44 dB
RF audio interference level = 27.68 dBV/m
**Emission category: M4**

MIF scaled E-field

| | | |
|---|---|---|
| Grid 1 **M4** **21.51 dBV/m** | Grid 2 **M4** **24.31 dBV/m** | Grid 3 **M4** **24.41 dBV/m** |
| Grid 4 **M4** **23.02 dBV/m** | Grid 5 **M4** **27.68 dBV/m** | Grid 6 **M4** **27.68 dBV/m** |
| Grid 7 **M4** **27.98 dBV/m** | Grid 8 **M4** **28.93 dBV/m** | Grid 9 **M4** **28.5 dBV/m** |

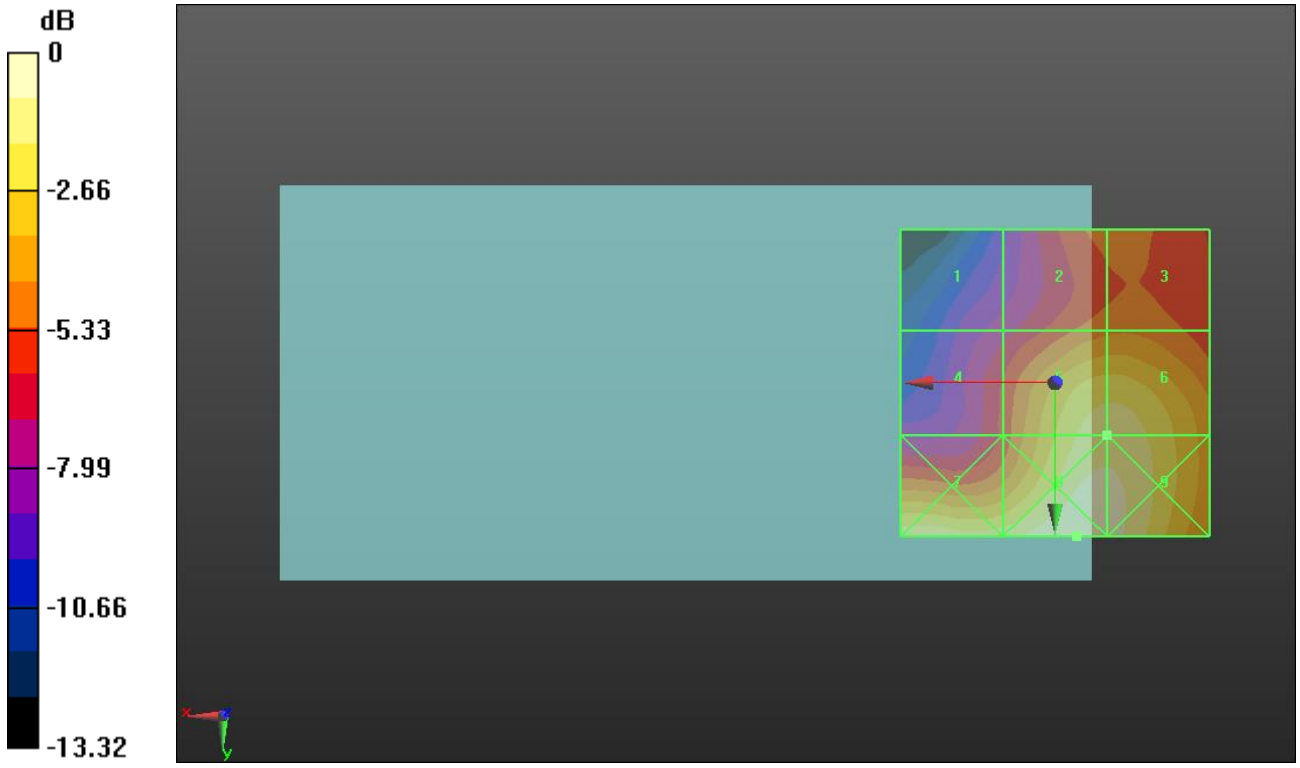


0 dB = 27.97 V/m = 28.93 dBV/m

## LTE Band 48 ANT 4

Communication System: UID 10173 - CAG, LTE-TDD (SC-FDMA, 1 RB, 20 MHz, 16-QAM); Frequency: 3690 MHz; Duty Cycle: 1:8.8736
Phantom section: RF Section
DASY5 Configuration:
- Probe: EF3DV3 - SN4041; ConvF(1, 1, 1) @ 3690 MHz; Calibrated: 3/18/2020
- Sensor-Surface: (Fix Surface)
- Electronics: DAE4 Sn1357; Calibrated: 2/20/2020
- Phantom: HAC Test Arch with AMCC; Type: SD HAC P01 BB
- Measurement SW: DASY52, Version 52.10 (4);SEMCAD X Version 14.6.14 (7483)

## LTE Band 48 E-Field measurement/SC-FDMA 1RB 20 MHz 16QAM Ch. 56640/Hearing Aid Compatibility Test (101x101x1): Interpolated grid: dx=0.5000 mm, dy=0.5000 mm

Device Reference Point: 0, 0, -6.3 mm
Reference Value = 35.45 V/m; Power Drift = -0.04 dB
Applied MIF = -1.44 dB
RF audio interference level = 28.07 dBV/m
**Emission category: M4**

MIF scaled E-field

| | | |
|---|---|---|
| Grid 1 **M4** **21.69 dBV/m** | Grid 2 **M4** **25.25 dBV/m** | Grid 3 **M4** **25.31 dBV/m** |
| Grid 4 **M4** **24.12 dBV/m** | Grid 5 **M4** **28.07 dBV/m** | Grid 6 **M4** **28.03 dBV/m** |
| Grid 7 **M4** **28.63 dBV/m** | Grid 8 **M4** **29.35 dBV/m** | Grid 9 **M4** **28.63 dBV/m** |

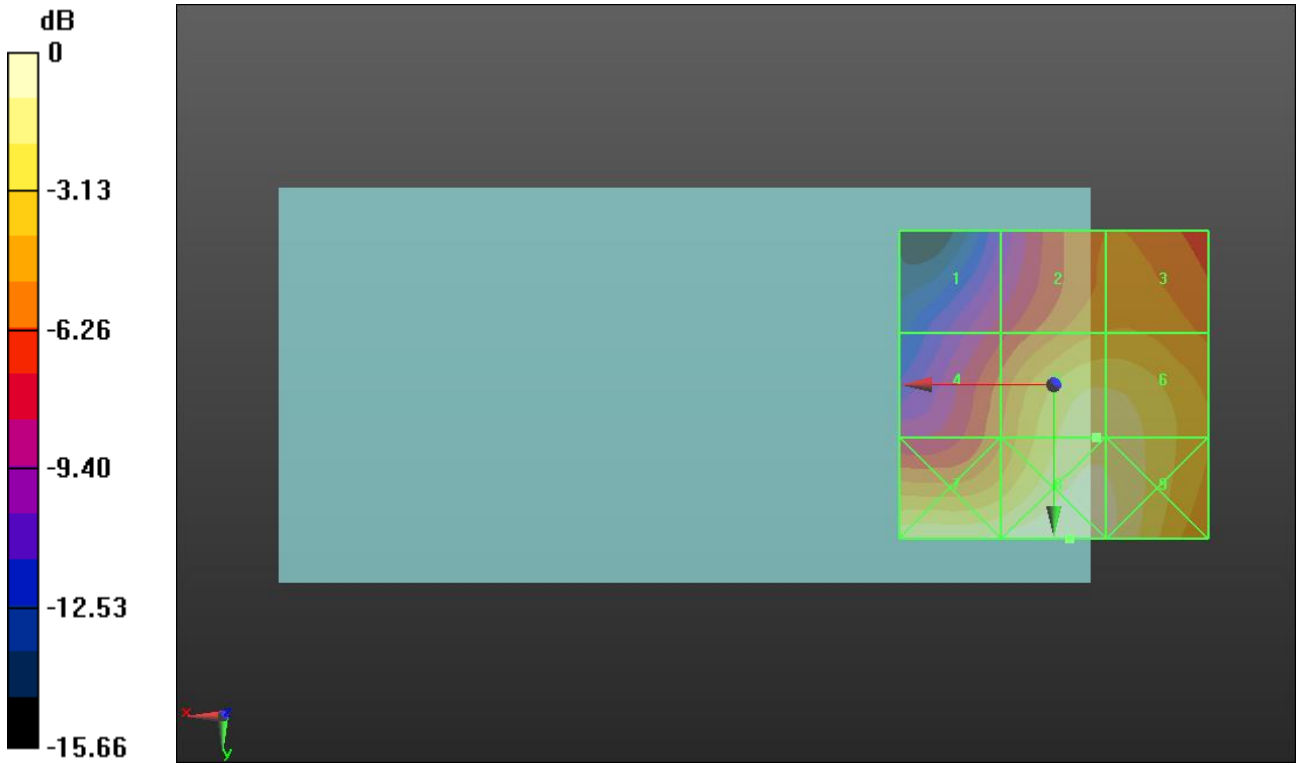


0 dB = 29.33 V/m = 29.35 dBV/m

## Wi-Fi 2.4 GHz ANT 4

Communication System: UID 10061 - CAB, IEEE 802.11b WiFi 2.4 GHz (DSSS, 11 Mbps); Frequency: 2412 MHz; Duty Cycle: 1:2.29034
Phantom section: RF Section
DASY5 Configuration:
- Probe: EF3DV3 - SN4041; ConvF(1, 1, 1) @ 2412 MHz; Calibrated: 3/18/2020
- Sensor-Surface: (Fix Surface)
- Electronics: DAE4 Sn1357; Calibrated: 2/20/2020
- Phantom: HAC Test Arch with AMCC; Type: SD HAC P01 BB
- Measurement SW: DASY52, Version 52.10 (4);SEMCAD X Version 14.6.14 (7483)

### 802.11b E-Field measurement/DSSS 11 Mbps_ch 1/Hearing Aid Compatibility Test (101x101x1): Interpolated grid: dx=0.5000 mm, dy=0.5000 mm

Device Reference Point: 0, 0, -6.3 mm
Reference Value = 64.25 V/m; Power Drift = -0.13 dB
Applied MIF = -2.02 dB
RF audio interference level = 31.87 dBV/m
**Emission category: M3**

MIF scaled E-field

| | | |
|---|---|---|
| Grid 1 **M4** **29.03 dBV/m** | Grid 2 **M3** **30.04 dBV/m** | Grid 3 **M4** **29.54 dBV/m** |
| Grid 4 **M3** **31.72 dBV/m** | Grid 5 **M3** **31.87 dBV/m** | Grid 6 **M3** **30.48 dBV/m** |
| Grid 7 **M2** **35.21 dBV/m** | Grid 8 **M2** **35.29 dBV/m** | Grid 9 **M3** **32.13 dBV/m** |

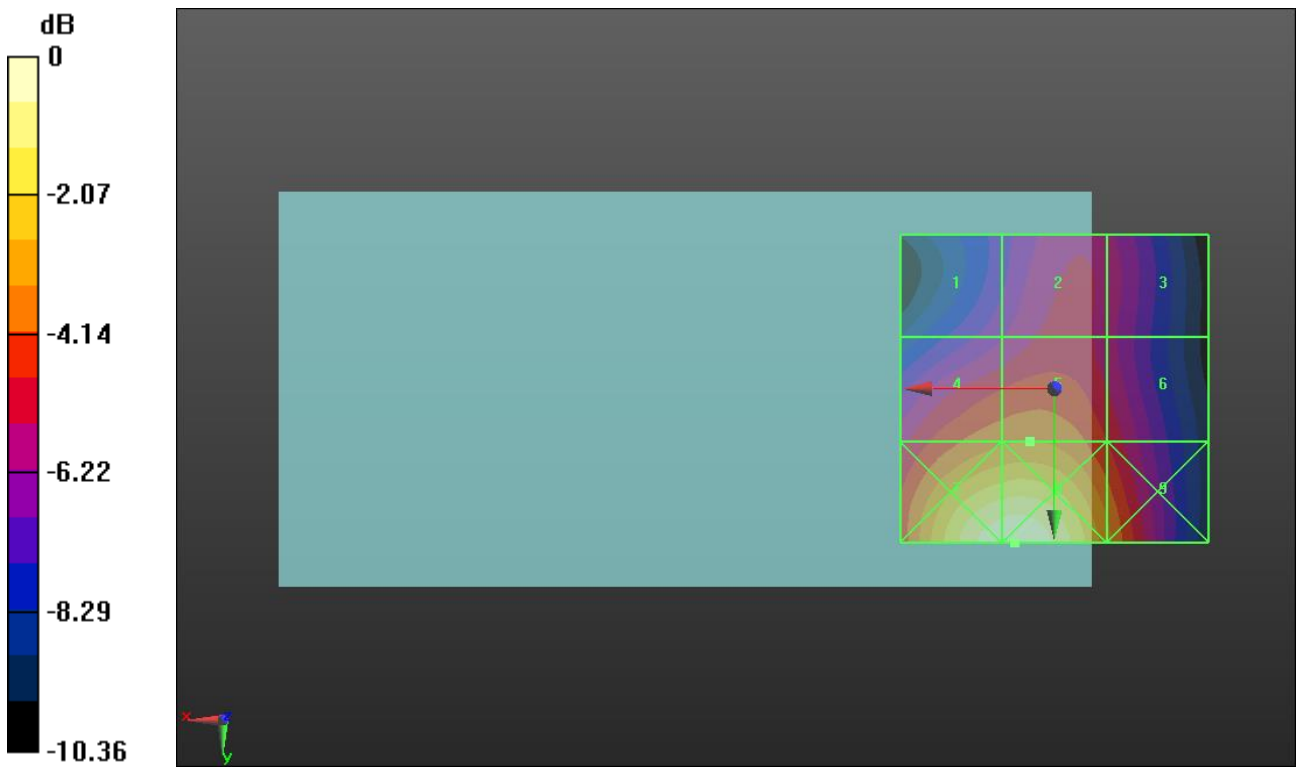


0 dB = 58.14 V/m = 35.29 dBV/m

## Wi-Fi 2.4 GHz ANT 4

Communication System: UID 10061 - CAB, IEEE 802.11b WiFi 2.4 GHz (DSSS, 11 Mbps); Frequency: 2437 MHz; Duty Cycle: 1:2.29034
Phantom section: RF Section
DASY5 Configuration:
- Probe: EF3DV3 - SN4041; ConvF(1, 1, 1) @ 2437 MHz; Calibrated: 3/18/2020
- Sensor-Surface: (Fix Surface)
- Electronics: DAE4 Sn1357; Calibrated: 2/20/2020
- Phantom: HAC Test Arch with AMCC; Type: SD HAC P01 BB
- Measurement SW: DASY52, Version 52.10 (4);SEMCAD X Version 14.6.14 (7483)

### 802.11b E-Field measurement/DSSS 11 Mbps_ch 6/Hearing Aid Compatibility Test (101x101x1): Interpolated grid: dx=0.5000 mm, dy=0.5000 mm

Device Reference Point: 0, 0, -6.3 mm
Reference Value = 67.43 V/m; Power Drift = 0.04 dB
Applied MIF = -2.02 dB
RF audio interference level = 32.24 dBV/m
**Emission category: M3**

MIF scaled E-field

| | | |
|---|---|---|
| Grid 1 **M4** **29.63 dBV/m** | Grid 2 **M3** **30.79 dBV/m** | Grid 3 **M3** **30.14 dBV/m** |
| Grid 4 **M3** **31.99 dBV/m** | Grid 5 **M3** **32.24 dBV/m** | Grid 6 **M3** **31.02 dBV/m** |
| Grid 7 **M2** **35.43 dBV/m** | Grid 8 **M2** **35.58 dBV/m** | Grid 9 **M3** **32.8 dBV/m** |

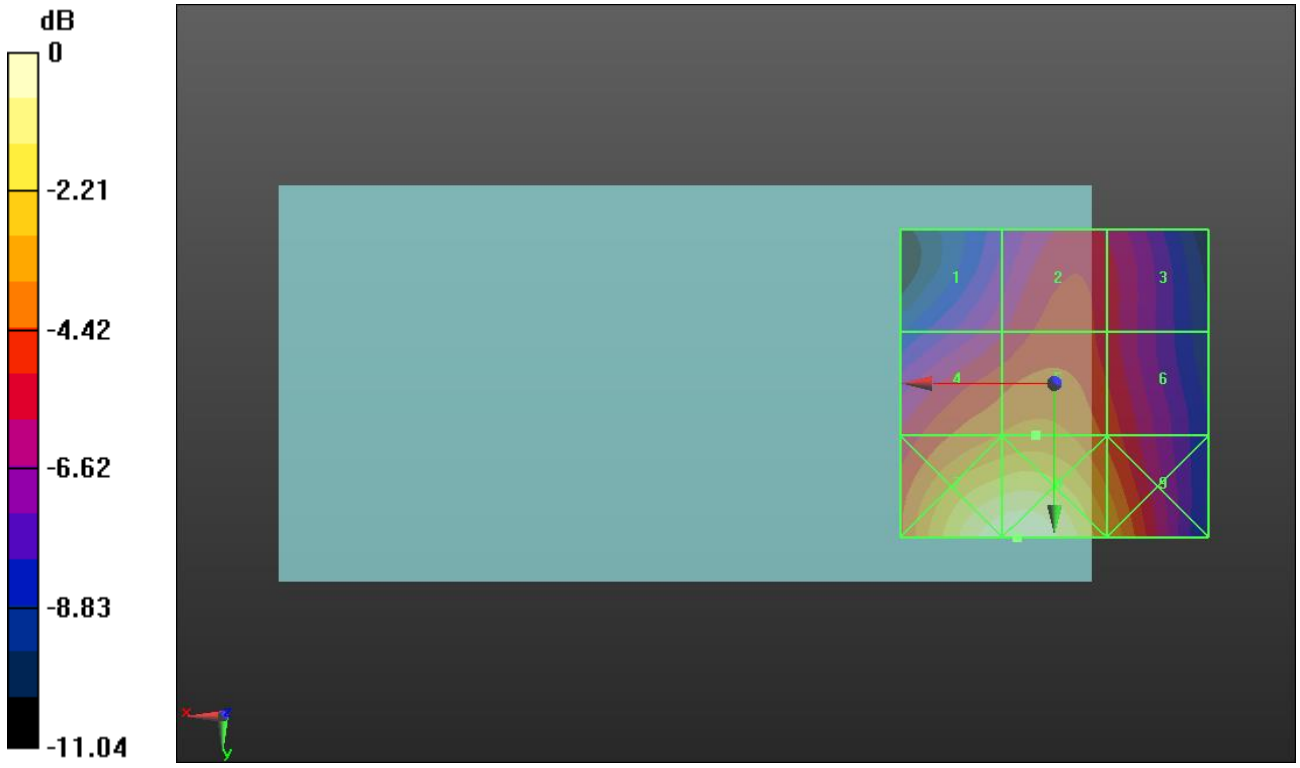


0 dB = 60.15 V/m = 35.58 dBV/m

## Wi-Fi 2.4 GHz ANT 4

Communication System: UID 10061 - CAB, IEEE 802.11b WiFi 2.4 GHz (DSSS, 11 Mbps); Frequency: 2462 MHz; Duty Cycle: 1:2.29034
Phantom section: RF Section
DASY5 Configuration:
- Probe: EF3DV3 - SN4041; ConvF(1, 1, 1) @ 2462 MHz; Calibrated: 3/18/2020
- Sensor-Surface: (Fix Surface)
- Electronics: DAE4 Sn1357; Calibrated: 2/20/2020
- Phantom: HAC Test Arch with AMCC; Type: SD HAC P01 BB
- Measurement SW: DASY52, Version 52.10 (4);SEMCAD X Version 14.6.14 (7483)

## 802.11b E-Field measurement/DSSS 11 Mbps_ch 11/Hearing Aid Compatibility Test (101x101x1): Interpolated grid: dx=0.5000 mm, dy=0.5000 mm

Device Reference Point: 0, 0, -6.3 mm
Reference Value = 64.62 V/m; Power Drift = -0.01 dB
Applied MIF = -2.02 dB
RF audio interference level = 31.64 dBV/m
**Emission category: M3**

MIF scaled E-field

| | | |
|---|---|---|
| Grid 1 **M4** **29.19 dBV/m** | Grid 2 **M3** **30.41 dBV/m** | Grid 3 **M4** **29.88 dBV/m** |
| Grid 4 **M3** **31.5 dBV/m** | Grid 5 **M3** **31.64 dBV/m** | Grid 6 **M3** **30.37 dBV/m** |
| Grid 7 **M2** **35.1 dBV/m** | Grid 8 **M2** **35.19 dBV/m** | Grid 9 **M3** **32.74 dBV/m** |

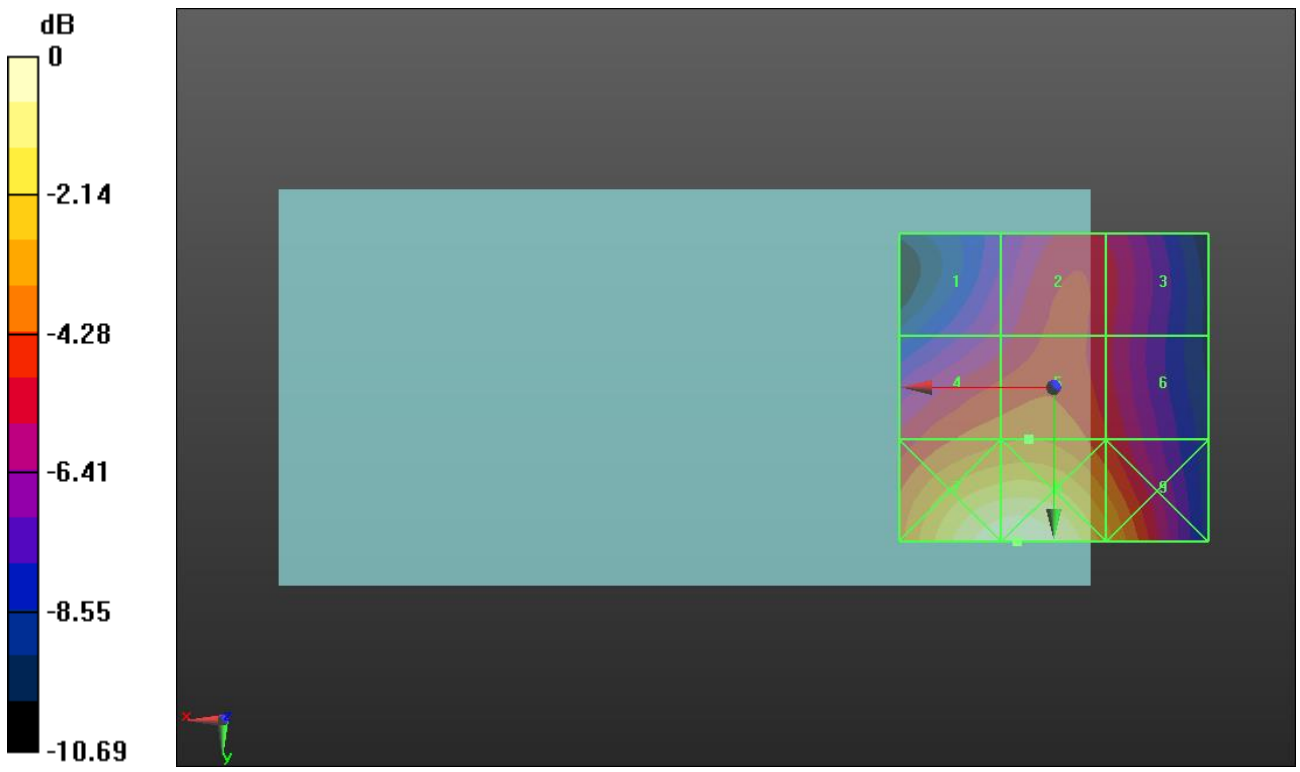


0 dB = 57.48 V/m = 35.19 dBV/m

## Wi-Fi 2.4 GHz ANT 4

Communication System: UID 10077 - CAB, IEEE 802.11g WiFi 2.4 GHz (DSSS/OFDM, 54 Mbps); Frequency: 2412 MHz; Duty Cycle: 1:12.5777
Phantom section: RF Section
DASY5 Configuration:
- Probe: EF3DV3 - SN4041; ConvF(1, 1, 1) @ 2412 MHz; Calibrated: 3/18/2020
- Sensor-Surface: (Fix Surface)
- Electronics: DAE4 Sn1357; Calibrated: 2/20/2020
- Phantom: HAC Test Arch with AMCC; Type: SD HAC P01 BB
- Measurement SW: DASY52, Version 52.10 (4);SEMCAD X Version 14.6.14 (7483)

## 802.11g E-Field measurement/DSSS/OFDM, 54 Mbps_ch 1/Hearing Aid Compatibility Test (101x101x1): Interpolated grid: dx=0.5000 mm, dy=0.5000 mm

Device Reference Point: 0, 0, -6.3 mm
Reference Value = 66.35 V/m; Power Drift = -0.06 dB
Applied MIF = 0.12 dB
RF audio interference level = 34.45 dBV/m
**Emission category: M3**

MIF scaled E-field

| | | |
|---|---|---|
| Grid 1 **M3** **31.5 dBV/m** | Grid 2 **M3** **32.55 dBV/m** | Grid 3 **M3** **31.98 dBV/m** |
| Grid 4 **M3** **34.26 dBV/m** | Grid 5 **M3** **34.45 dBV/m** | Grid 6 **M3** **33.08 dBV/m** |
| Grid 7 **M2** **37.69 dBV/m** | Grid 8 **M2** **37.79 dBV/m** | Grid 9 **M3** **34.66 dBV/m** |




0 dB = 77.52 V/m = 37.79 dBV/m

## Wi-Fi 2.4 GHz ANT 4

Communication System: UID 10077 - CAB, IEEE 802.11g WiFi 2.4 GHz (DSSS/OFDM, 54 Mbps); Frequency: 2437 MHz; Duty Cycle: 1:12.5777
Phantom section: RF Section
DASY5 Configuration:
- Probe: EF3DV3 - SN4041; ConvF(1, 1, 1) @ 2437 MHz; Calibrated: 3/18/2020
- Sensor-Surface: (Fix Surface)
- Electronics: DAE4 Sn1357; Calibrated: 2/20/2020
- Phantom: HAC Test Arch with AMCC; Type: SD HAC P01 BB
- Measurement SW: DASY52, Version 52.10 (4);SEMCAD X Version 14.6.14 (7483)

## 802.11g E-Field measurement/DSSS/OFDM, 54 Mbps_ch 6/Hearing Aid Compatibility Test (101x101x1): Interpolated grid: dx=0.5000 mm, dy=0.5000 mm

Device Reference Point: 0, 0, -6.3 mm
Reference Value = 61.68 V/m; Power Drift = -0.06 dB
Applied MIF = 0.12 dB
RF audio interference level = 33.58 dBV/m
**Emission category: M3**

MIF scaled E-field

| | | |
|---|---|---|
| Grid 1 **M3** **30.96 dBV/m** | Grid 2 **M3** **32.04 dBV/m** | Grid 3 **M3** **31.39 dBV/m** |
| Grid 4 **M3** **33.4 dBV/m** | Grid 5 **M3** **33.58 dBV/m** | Grid 6 **M3** **32.36 dBV/m** |
| Grid 7 **M2** **36.82 dBV/m** | Grid 8 **M2** **36.92 dBV/m** | Grid 9 **M3** **34.17 dBV/m** |

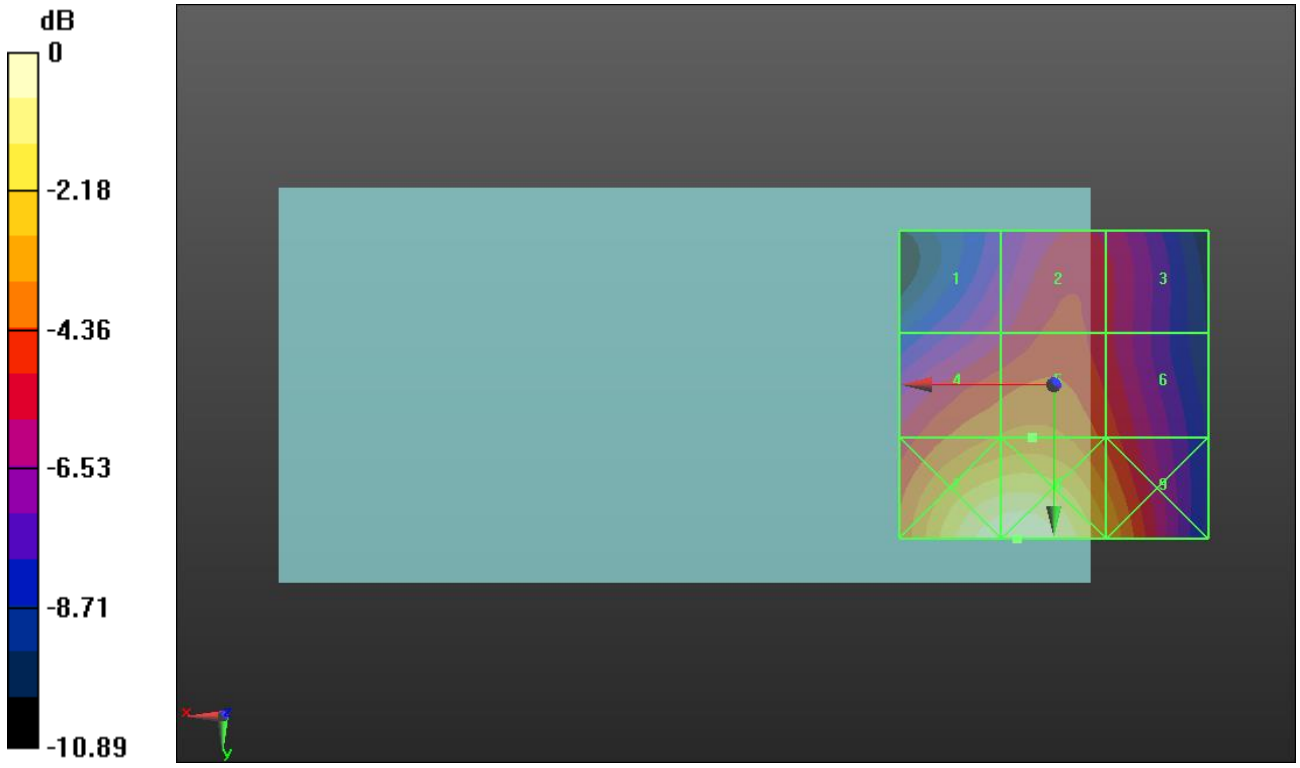


0 dB = 70.16 V/m = 36.92 dBV/m

## Wi-Fi 2.4 GHz ANT 4

Communication System: UID 10077 - CAB, IEEE 802.11g WiFi 2.4 GHz (DSSS/OFDM, 54 Mbps); Frequency: 2462 MHz; Duty Cycle: 1:12.5777
Phantom section: RF Section
DASY5 Configuration:
- Probe: EF3DV3 - SN4041; ConvF(1, 1, 1) @ 2462 MHz; Calibrated: 3/18/2020
- Sensor-Surface: (Fix Surface)
- Electronics: DAE4 Sn1357; Calibrated: 2/20/2020
- Phantom: HAC Test Arch with AMCC; Type: SD HAC P01 BB
- Measurement SW: DASY52, Version 52.10 (4);SEMCAD X Version 14.6.14 (7483)

### 802.11g E-Field measurement/DSSS/OFDM, 54 Mbps_ch 11/Hearing Aid Compatibility Test (101x101x1): Interpolated grid: dx=0.5000 mm, dy=0.5000 mm

Device Reference Point: 0, 0, -6.3 mm
Reference Value = 67.80 V/m; Power Drift = -0.15 dB
Applied MIF = 0.12 dB
RF audio interference level = 34.22 dBV/m
**Emission category: M3**

MIF scaled E-field

| | | |
|---|---|---|
| Grid 1 **M3** **31.78 dBV/m** | Grid 2 **M3** **33.02 dBV/m** | Grid 3 **M3** **32.48 dBV/m** |
| Grid 4 **M3** **34.04 dBV/m** | Grid 5 **M3** **34.22 dBV/m** | Grid 6 **M3** **32.97 dBV/m** |
| Grid 7 **M2** **37.65 dBV/m** | Grid 8 **M2** **37.77 dBV/m** | Grid 9 **M2** **35.29 dBV/m** |

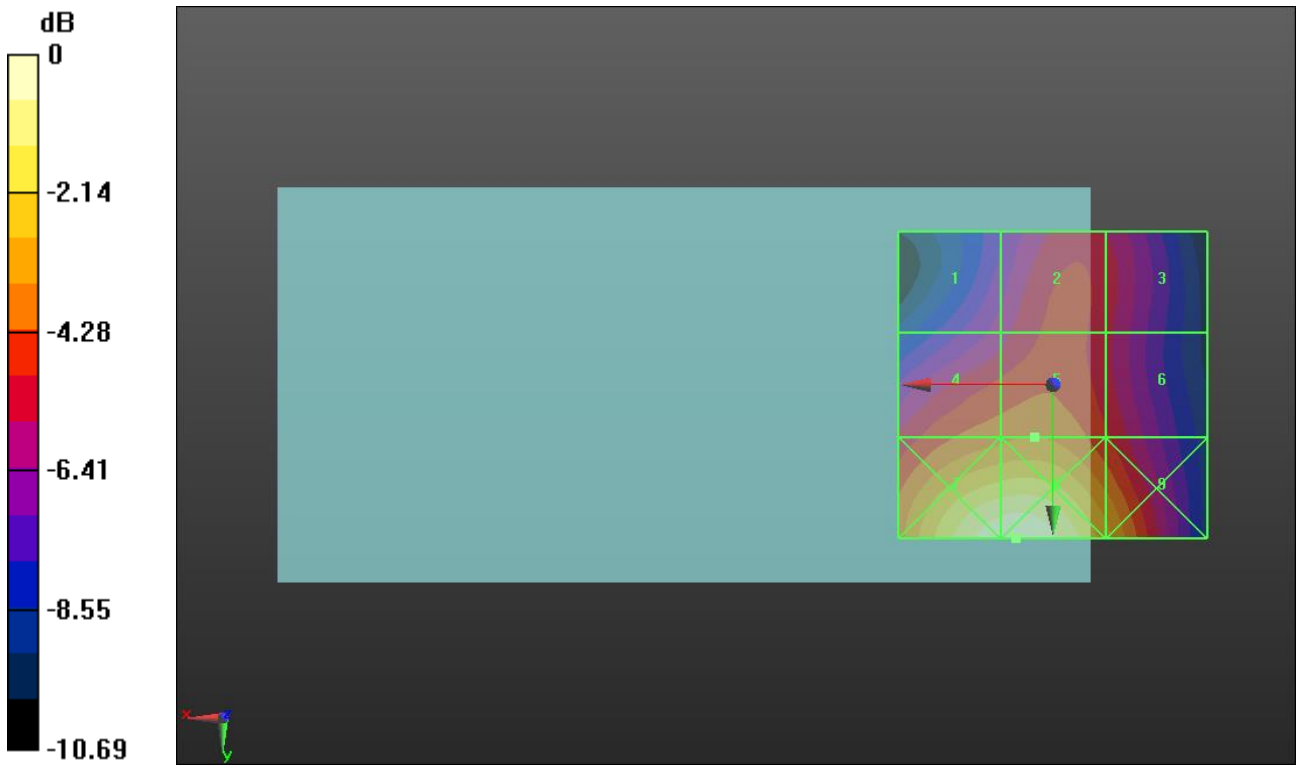


0 dB = 77.36 V/m = 37.77 dBV/m

## Wi-Fi 5 GHz ANT 5

Communication System: UID 10069 - CAC, IEEE 802.11a/h WiFi 5 GHz (OFDM, 54 Mbps); Frequency: 5200 MHz; Duty Cycle: 1:11.3789
Phantom section: RF Section
DASY5 Configuration:
- Probe: EF3DV3 - SN4041; ConvF(1, 1, 1) @ 5200 MHz; Calibrated: 3/18/2020
- Sensor-Surface: (Fix Surface)
- Electronics: DAE4 Sn1357; Calibrated: 2/20/2020
- Phantom: HAC Test Arch with AMCC; Type: SD HAC P01 BB
- Measurement SW: DASY52, Version 52.10 (4);SEMCAD X Version 14.6.14 (7483)

### 802.11a (5.2 GHz) E-Field measurement/OFDM, 54 Mbps_ch 40/Hearing Aid Compatibility Test (101x101x1): Interpolated grid: dx=0.5000 mm, dy=0.5000 mm

Device Reference Point: 0, 0, -6.3 mm
Reference Value = 10.46 V/m; Power Drift = 0.10 dB
Applied MIF = -3.15 dB
RF audio interference level = 17.01 dBV/m
**Emission category: M4**

MIF scaled E-field

| | | |
|---|---|---|
| Grid 1 **M4** **19.53 dBV/m** | Grid 2 **M4** **17.01 dBV/m** | Grid 3 **M4** **16.69 dBV/m** |
| Grid 4 **M4** **17.02 dBV/m** | Grid 5 **M4** **16.18 dBV/m** | Grid 6 **M4** **15.13 dBV/m** |
| Grid 7 **M4** **17.65 dBV/m** | Grid 8 **M4** **16.18 dBV/m** | Grid 9 **M4** **14.29 dBV/m** |




0 dB = 9.472 V/m = 19.53 dBV/m

## Wi-Fi 5 GHz ANT 5

Communication System: UID 10069 - CAC, IEEE 802.11a/h WiFi 5 GHz (OFDM, 54 Mbps); Frequency: 5220 MHz; Duty Cycle: 1:11.3789
Phantom section: RF Section
DASY5 Configuration:
- Probe: EF3DV3 - SN4041; ConvF(1, 1, 1) @ 5220 MHz; Calibrated: 3/18/2020
- Sensor-Surface: (Fix Surface)
- Electronics: DAE4 Sn1357; Calibrated: 2/20/2020
- Phantom: HAC Test Arch with AMCC; Type: SD HAC P01 BB
- Measurement SW: DASY52, Version 52.10 (4);SEMCAD X Version 14.6.14 (7483)

### 802.11a (5.2 GHz) E-Field measurement/OFDM, 54 Mbps_ch 44/Hearing Aid Compatibility Test (101x101x1): Interpolated grid: dx=0.5000 mm, dy=0.5000 mm

Device Reference Point: 0, 0, -6.3 mm
Reference Value = 9.485 V/m; Power Drift = 0.17 dB
Applied MIF = -3.15 dB
RF audio interference level = 17.30 dBV/m
**Emission category: M4**

MIF scaled E-field

| | | |
|---|---|---|
| Grid 1 **M4** **19.68 dBV/m** | Grid 2 **M4** **17.3 dBV/m** | Grid 3 **M4** **17.27 dBV/m** |
| Grid 4 **M4** **17.02 dBV/m** | Grid 5 **M4** **16.28 dBV/m** | Grid 6 **M4** **15.13 dBV/m** |
| Grid 7 **M4** **18.03 dBV/m** | Grid 8 **M4** **16.29 dBV/m** | Grid 9 **M4** **14.64 dBV/m** |




0 dB = 9.637 V/m = 19.68 dBV/m

## Wi-Fi 5 GHz ANT 5

Communication System: UID 10069 - CAC, IEEE 802.11a/h WiFi 5 GHz (OFDM, 54 Mbps); Frequency: 5240 MHz; Duty Cycle: 1:11.3789
Phantom section: RF Section
DASY5 Configuration:
- Probe: EF3DV3 - SN4041; ConvF(1, 1, 1) @ 5240 MHz; Calibrated: 3/18/2020
- Sensor-Surface: (Fix Surface)
- Electronics: DAE4 Sn1357; Calibrated: 2/20/2020
- Phantom: HAC Test Arch with AMCC; Type: SD HAC P01 BB
- Measurement SW: DASY52, Version 52.10 (4);SEMCAD X Version 14.6.14 (7483)

### 802.11a (5.2 GHz) E-Field measurement/OFDM, 54 Mbps_ch 48/Hearing Aid Compatibility Test (101x101x1): Interpolated grid: dx=0.5000 mm, dy=0.5000 mm

Device Reference Point: 0, 0, -6.3 mm
Reference Value = 8.757 V/m; Power Drift = 0.04 dB
Applied MIF = -3.15 dB
RF audio interference level = 17.39 dBV/m
**Emission category: M4**

MIF scaled E-field

| | | |
|---|---|---|
| Grid 1 **M4** **20.19 dBV/m** | Grid 2 **M4** **17.39 dBV/m** | Grid 3 **M4** **17.33 dBV/m** |
| Grid 4 **M4** **16.92 dBV/m** | Grid 5 **M4** **15.8 dBV/m** | Grid 6 **M4** **14.83 dBV/m** |
| Grid 7 **M4** **18.33 dBV/m** | Grid 8 **M4** **15.97 dBV/m** | Grid 9 **M4** **14.16 dBV/m** |




0 dB = 10.22 V/m = 20.19 dBV/m

## Wi-Fi 5 GHz ANT 5

Communication System: UID 10069 - CAC, IEEE 802.11a/h WiFi 5 GHz (OFDM, 54 Mbps); Frequency: 5260 MHz; Duty Cycle: 1:11.3789
Phantom section: RF Section
DASY5 Configuration:
- Probe: EF3DV3 - SN4041; ConvF(1, 1, 1) @ 5260 MHz; Calibrated: 3/18/2020
- Sensor-Surface: (Fix Surface)
- Electronics: DAE4 Sn1357; Calibrated: 2/20/2020
- Phantom: HAC Test Arch with AMCC; Type: SD HAC P01 BB
- Measurement SW: DASY52, Version 52.10 (4);SEMCAD X Version 14.6.14 (7483)

### 802.11a (5.3 GHz) E-Field measurement/OFDM, 54 Mbps_ch 52/Hearing Aid Compatibility Test (101x101x1): Interpolated grid: dx=0.5000 mm, dy=0.5000 mm

Device Reference Point: 0, 0, -6.3 mm
Reference Value = 10.75 V/m; Power Drift = -0.08 dB
Applied MIF = -3.15 dB
RF audio interference level = 17.84 dBV/m
**Emission category: M4**

MIF scaled E-field

| | | |
|---|---|---|
| Grid 1 **M4** **20.21 dBV/m** | Grid 2 **M4** **17.6 dBV/m** | Grid 3 **M4** **17.55 dBV/m** |
| Grid 4 **M4** **16.44 dBV/m** | Grid 5 **M4** **15.98 dBV/m** | Grid 6 **M4** **15.31 dBV/m** |
| Grid 7 **M4** **17.84 dBV/m** | Grid 8 **M4** **16.19 dBV/m** | Grid 9 **M4** **15.57 dBV/m** |




0 dB = 10.25 V/m = 20.21 dBV/m

## Wi-Fi 5 GHz ANT 5

Communication System: UID 10069 - CAC, IEEE 802.11a/h WiFi 5 GHz (OFDM, 54 Mbps); Frequency: 5280 MHz; Duty Cycle: 1:11.3789
Phantom section: RF Section
DASY5 Configuration:
- Probe: EF3DV3 - SN4041; ConvF(1, 1, 1) @ 5280 MHz; Calibrated: 3/18/2020
- Sensor-Surface: (Fix Surface)
- Electronics: DAE4 Sn1357; Calibrated: 2/20/2020
- Phantom: HAC Test Arch with AMCC; Type: SD HAC P01 BB
- Measurement SW: DASY52, Version 52.10 (4);SEMCAD X Version 14.6.14 (7483)

### 802.11a (5.3 GHz) E-Field measurement/OFDM, 54 Mbps_ch 56/Hearing Aid Compatibility Test (101x101x1): Interpolated grid: dx=0.5000 mm, dy=0.5000 mm

Device Reference Point: 0, 0, -6.3 mm
Reference Value = 9.165 V/m; Power Drift = 0.11 dB
Applied MIF = -3.15 dB
RF audio interference level = 17.91 dBV/m
**Emission category: M4**

MIF scaled E-field

| | | |
|---|---|---|
| Grid 1 **M4** **20.58 dBV/m** | Grid 2 **M4** **17.65 dBV/m** | Grid 3 **M4** **17.39 dBV/m** |
| Grid 4 **M4** **16.22 dBV/m** | Grid 5 **M4** **15.33 dBV/m** | Grid 6 **M4** **14.87 dBV/m** |
| Grid 7 **M4** **17.91 dBV/m** | Grid 8 **M4** **15.96 dBV/m** | Grid 9 **M4** **15.58 dBV/m** |

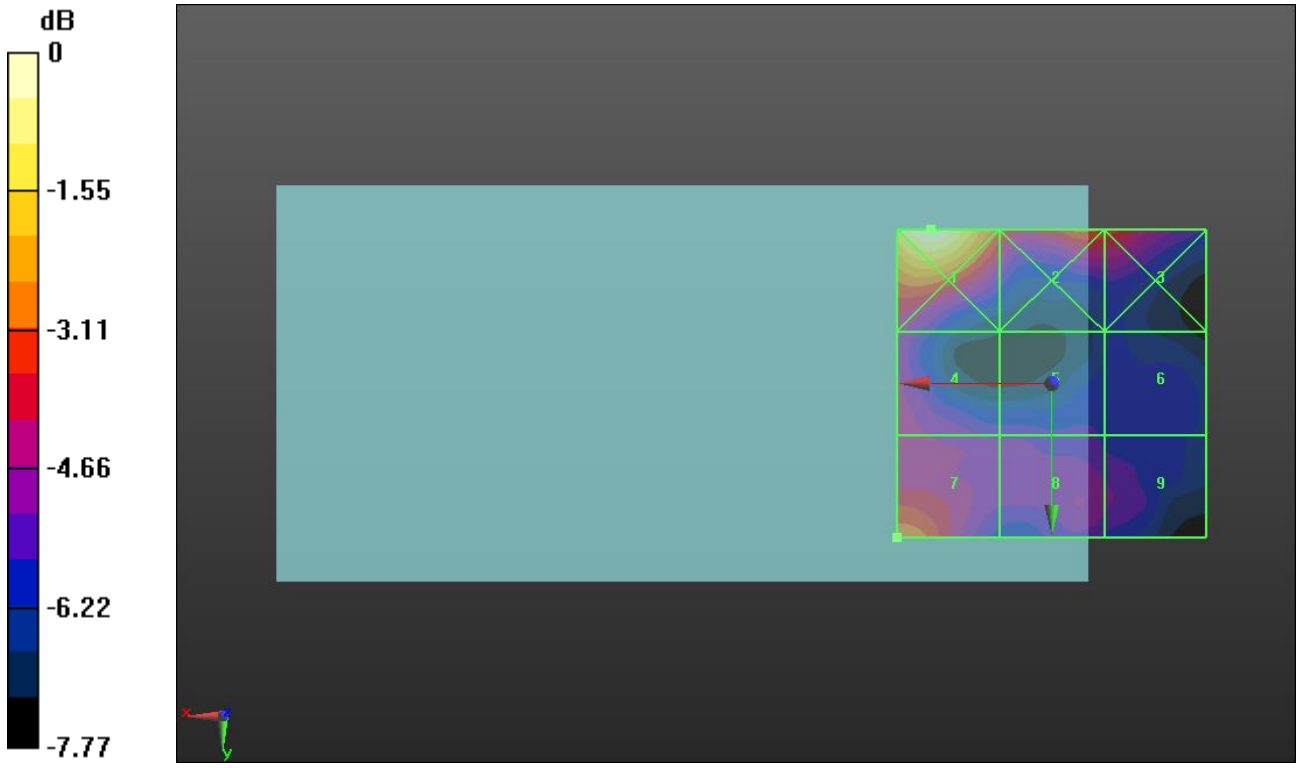


0 dB = 10.69 V/m = 20.58 dBV/m

## Wi-Fi 5 GHz ANT 5

Communication System: UID 10069 - CAC, IEEE 802.11a/h WiFi 5 GHz (OFDM, 54 Mbps); Frequency: 5300 MHz; Duty Cycle: 1:11.3789
Phantom section: RF Section
DASY5 Configuration:
- Probe: EF3DV3 - SN4041; ConvF(1, 1, 1) @ 5300 MHz; Calibrated: 3/18/2020
- Sensor-Surface: (Fix Surface)
- Electronics: DAE4 Sn1357; Calibrated: 2/20/2020
- Phantom: HAC Test Arch with AMCC; Type: SD HAC P01 BB
- Measurement SW: DASY52, Version 52.10 (4);SEMCAD X Version 14.6.14 (7483)

## 802.11a (5.3 GHz) E-Field measurement/OFDM, 54 Mbps_ch 60/Hearing Aid Compatibility Test (101x101x1): Interpolated grid: dx=0.5000 mm, dy=0.5000 mm

Device Reference Point: 0, 0, -6.3 mm
Reference Value = 10.62 V/m; Power Drift = 0.11 dB
Applied MIF = -3.15 dB
RF audio interference level = 18.09 dBV/m
**Emission category: M4**

MIF scaled E-field

| | | |
|---|---|---|
| Grid 1 **M4** **20.39 dBV/m** | Grid 2 **M4** **17.67 dBV/m** | Grid 3 **M4** **17.63 dBV/m** |
| Grid 4 **M4** **16.36 dBV/m** | Grid 5 **M4** **15.93 dBV/m** | Grid 6 **M4** **15.3 dBV/m** |
| Grid 7 **M4** **18.09 dBV/m** | Grid 8 **M4** **16.6 dBV/m** | Grid 9 **M4** **15.71 dBV/m** |




0 dB = 10.46 V/m = 20.39 dBV/m

## Wi-Fi 5 GHz ANT 5

Communication System: UID 10069 - CAC, IEEE 802.11a/h WiFi 5 GHz (OFDM, 54 Mbps); Frequency: 5520 MHz; Duty Cycle: 1:11.3789
Phantom section: RF Section
DASY5 Configuration:
- Probe: EF3DV3 - SN4041; ConvF(1, 1, 1) @ 5520 MHz; Calibrated: 3/18/2020
- Sensor-Surface: (Fix Surface)
- Electronics: DAE4 Sn1357; Calibrated: 2/20/2020
- Phantom: HAC Test Arch with AMCC; Type: SD HAC P01 BB
- Measurement SW: DASY52, Version 52.10 (4);SEMCAD X Version 14.6.14 (7483)

### 802.11a (5.5 GHz) E-Field measurement/OFDM, 54 Mbps_ch 104/Hearing Aid Compatibility Test (101x101x1): Interpolated grid: dx=0.5000 mm, dy=0.5000 mm

Device Reference Point: 0, 0, -6.3 mm
Reference Value = 10.94 V/m; Power Drift = 0.08 dB
Applied MIF = -3.15 dB
RF audio interference level = 17.86 dBV/m
**Emission category: M4**

MIF scaled E-field

| | | |
|---|---|---|
| Grid 1 **M4** **17.55 dBV/m** | Grid 2 **M4** **18.07 dBV/m** | Grid 3 **M4** **17.86 dBV/m** |
| Grid 4 **M4** **17.86 dBV/m** | Grid 5 **M4** **16.54 dBV/m** | Grid 6 **M4** **12.25 dBV/m** |
| Grid 7 **M4** **17.79 dBV/m** | Grid 8 **M4** **14.73 dBV/m** | Grid 9 **M4** **14.32 dBV/m** |




0 dB = 8.008 V/m = 18.07 dBV/m

## Wi-Fi 5 GHz ANT 5

Communication System: UID 10069 - CAC, IEEE 802.11a/h WiFi 5 GHz (OFDM, 54 Mbps); Frequency: 5620 MHz; Duty Cycle: 1:11.3789
Phantom section: RF Section
DASY5 Configuration:
- Probe: EF3DV3 - SN4041; ConvF(1, 1, 1) @ 5620 MHz; Calibrated: 3/18/2020
- Sensor-Surface: (Fix Surface)
- Electronics: DAE4 Sn1357; Calibrated: 2/20/2020
- Phantom: HAC Test Arch with AMCC; Type: SD HAC P01 BB
- Measurement SW: DASY52, Version 52.10 (4);SEMCAD X Version 14.6.14 (7483)

### 802.11a (5.5 GHz) E-Field measurement/OFDM, 54 Mbps_ch 124/Hearing Aid Compatibility Test (101x101x1): Interpolated grid: dx=0.5000 mm, dy=0.5000 mm

Device Reference Point: 0, 0, -6.3 mm
Reference Value = 11.40 V/m; Power Drift = -0.01 dB
Applied MIF = -3.15 dB
RF audio interference level = 17.92 dBV/m
**Emission category: M4**

MIF scaled E-field

| | | |
|---|---|---|
| Grid 1 **M4** **17.13 dBV/m** | Grid 2 **M4** **17.92 dBV/m** | Grid 3 **M4** **17.84 dBV/m** |
| Grid 4 **M4** **18.26 dBV/m** | Grid 5 **M4** **16.35 dBV/m** | Grid 6 **M4** **13.78 dBV/m** |
| Grid 7 **M4** **18.42 dBV/m** | Grid 8 **M4** **15.81 dBV/m** | Grid 9 **M4** **15.53 dBV/m** |

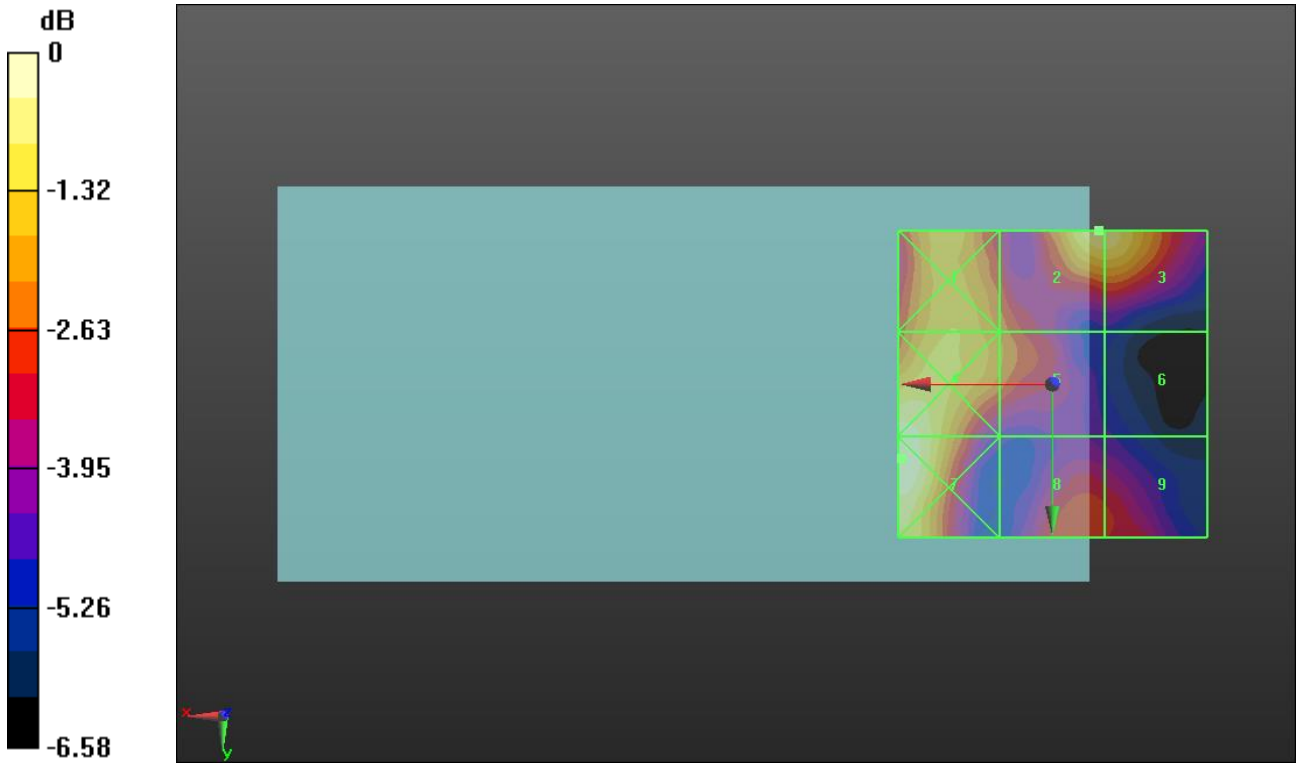


0 dB = 8.338 V/m = 18.42 dBV/m

## Wi-Fi 5 GHz ANT 5

Communication System: UID 10069 - CAC, IEEE 802.11a/h WiFi 5 GHz (OFDM, 54 Mbps); Frequency: 5720 MHz; Duty Cycle: 1:11.3789
Phantom section: RF Section
DASY5 Configuration:
- Probe: EF3DV3 - SN4041; ConvF(1, 1, 1) @ 5720 MHz; Calibrated: 3/18/2020
- Sensor-Surface: (Fix Surface)
- Electronics: DAE4 Sn1357; Calibrated: 2/20/2020
- Phantom: HAC Test Arch with AMCC; Type: SD HAC P01 BB
- Measurement SW: DASY52, Version 52.10 (4);SEMCAD X Version 14.6.14 (7483)

### 802.11a (5.5 GHz) E-Field measurement/OFDM, 54 Mbps_ch 144/Hearing Aid Compatibility Test (101x101x1): Interpolated grid: dx=0.5000 mm, dy=0.5000 mm

Device Reference Point: 0, 0, -6.3 mm
Reference Value = 9.695 V/m; Power Drift = -0.01 dB
Applied MIF = -3.15 dB
RF audio interference level = 16.01 dBV/m
**Emission category: M4**

MIF scaled E-field

| | | |
|---|---|---|
| Grid 1 **M4** **15.91 dBV/m** | Grid 2 **M4** **16.01 dBV/m** | Grid 3 **M4** **16.01 dBV/m** |
| Grid 4 **M4** **16.83 dBV/m** | Grid 5 **M4** **14.53 dBV/m** | Grid 6 **M4** **13.75 dBV/m** |
| Grid 7 **M4** **17.04 dBV/m** | Grid 8 **M4** **13.78 dBV/m** | Grid 9 **M4** **13.43 dBV/m** |




0 dB = 7.114 V/m = 17.04 dBV/m

## Wi-Fi 5 GHz ANT 5

Communication System: UID 10069 - CAC, IEEE 802.11a/h WiFi 5 GHz (OFDM, 54 Mbps); Frequency: 5745 MHz; Duty Cycle: 1:11.3789
Phantom section: RF Section
DASY5 Configuration:
- Probe: EF3DV3 - SN4041; ConvF(1, 1, 1) @ 5745 MHz; Calibrated: 3/18/2020
- Sensor-Surface: (Fix Surface)
- Electronics: DAE4 Sn1357; Calibrated: 2/20/2020
- Phantom: HAC Test Arch with AMCC; Type: SD HAC P01 BB
- Measurement SW: DASY52, Version 52.10 (4);SEMCAD X Version 14.6.14 (7483)

### 802.11a (5.8 GHz) E-Field measurement/OFDM, 54 Mbps_ch 149/Hearing Aid Compatibility Test (101x101x1): Interpolated grid: dx=0.5000 mm, dy=0.5000 mm

Device Reference Point: 0, 0, -6.3 mm
Reference Value = 9.025 V/m; Power Drift = 0.03 dB
Applied MIF = -3.15 dB
RF audio interference level = 16.13 dBV/m
**Emission category: M4**

MIF scaled E-field

| | | |
|---|---|---|
| Grid 1 **M4** **15.78 dBV/m** | Grid 2 **M4** **16.13 dBV/m** | Grid 3 **M4** **16.09 dBV/m** |
| Grid 4 **M4** **16.17 dBV/m** | Grid 5 **M4** **14.35 dBV/m** | Grid 6 **M4** **13.53 dBV/m** |
| Grid 7 **M4** **16.4 dBV/m** | Grid 8 **M4** **14.23 dBV/m** | Grid 9 **M4** **13.92 dBV/m** |




0 dB = 6.606 V/m = 16.40 dBV/m

## Wi-Fi 5 GHz ANT 5

Communication System: UID 10069 - CAC, IEEE 802.11a/h WiFi 5 GHz (OFDM, 54 Mbps); Frequency: 5785 MHz; Duty Cycle: 1:11.3789
Phantom section: RF Section
DASY5 Configuration:
- Probe: EF3DV3 - SN4041; ConvF(1, 1, 1) @ 5785 MHz; Calibrated: 3/18/2020
- Sensor-Surface: (Fix Surface)
- Electronics: DAE4 Sn1357; Calibrated: 2/20/2020
- Phantom: HAC Test Arch with AMCC; Type: SD HAC P01 BB
- Measurement SW: DASY52, Version 52.10 (4);SEMCAD X Version 14.6.14 (7483)

### 802.11a (5.8 GHz) E-Field measurement/OFDM, 54 Mbps_ch 157/Hearing Aid Compatibility Test (101x101x1): Interpolated grid: dx=0.5000 mm, dy=0.5000 mm

Device Reference Point: 0, 0, -6.3 mm
Reference Value = 8.515 V/m; Power Drift = -0.01 dB
Applied MIF = -3.15 dB
RF audio interference level = 16.26 dBV/m
**Emission category: M4**

MIF scaled E-field

| | | |
|---|---|---|
| Grid 1 **M4** **15.6 dBV/m** | Grid 2 **M4** **16.26 dBV/m** | Grid 3 **M4** **16.16 dBV/m** |
| Grid 4 **M4** **15.84 dBV/m** | Grid 5 **M4** **14.76 dBV/m** | Grid 6 **M4** **14.74 dBV/m** |
| Grid 7 **M4** **16.29 dBV/m** | Grid 8 **M4** **13.46 dBV/m** | Grid 9 **M4** **13.51 dBV/m** |




0 dB = 6.526 V/m = 16.29 dBV/m

## Wi-Fi 5 GHz ANT 5

Communication System: UID 10069 - CAC, IEEE 802.11a/h WiFi 5 GHz (OFDM, 54 Mbps); Frequency: 5825 MHz; Duty Cycle: 1:11.3789
Phantom section: RF Section
DASY5 Configuration:
- Probe: EF3DV3 - SN4041; ConvF(1, 1, 1) @ 5825 MHz; Calibrated: 3/18/2020
- Sensor-Surface: (Fix Surface)
- Electronics: DAE4 Sn1357; Calibrated: 2/20/2020
- Phantom: HAC Test Arch with AMCC; Type: SD HAC P01 BB
- Measurement SW: DASY52, Version 52.10 (4);SEMCAD X Version 14.6.14 (7483)

### 802.11a (5.8 GHz) E-Field measurement/OFDM, 54 Mbps_ch 165/Hearing Aid Compatibility Test (101x101x1): Interpolated grid: dx=0.5000 mm, dy=0.5000 mm

Device Reference Point: 0, 0, -6.3 mm
Reference Value = 7.994 V/m; Power Drift = 0.03 dB
Applied MIF = -3.15 dB
RF audio interference level = 15.80 dBV/m
**Emission category: M4**

MIF scaled E-field

| | | |
|---|---|---|
| Grid 1 **M4** **15.48 dBV/m** | Grid 2 **M4** **15.8 dBV/m** | Grid 3 **M4** **15.74 dBV/m** |
| Grid 4 **M4** **15.76 dBV/m** | Grid 5 **M4** **13.99 dBV/m** | Grid 6 **M4** **13.6 dBV/m** |
| Grid 7 **M4** **16.09 dBV/m** | Grid 8 **M4** **13.52 dBV/m** | Grid 9 **M4** **12.97 dBV/m** |




0 dB = 6.372 V/m = 16.09 dBV/m

## LTE Band 48 ANT 7

Communication System: UID 10173 - CAG, LTE-TDD (SC-FDMA, 1 RB, 20 MHz, 16-QAM); Frequency: 3560 MHz; Duty Cycle: 1:8.8736
Phantom section: RF Section
DASY5 Configuration:
- Probe: EF3DV3 - SN4041; ConvF(1, 1, 1) @ 3560 MHz; Calibrated: 3/18/2020
- Sensor-Surface: (Fix Surface)
- Electronics: DAE4 Sn1357; Calibrated: 2/20/2020
- Phantom: HAC Test Arch with AMCC; Type: SD HAC P01 BB
- Measurement SW: DASY52, Version 52.10 (4);SEMCAD X Version 14.6.14 (7483)

## LTE Band 48 E-Field measurement/SC-FDMA 1RB 20 MHz 16QAM Ch. 55340/Hearing Aid Compatibility Test (101x101x1): Interpolated grid: dx=0.5000 mm, dy=0.5000 mm

Device Reference Point: 0, 0, -6.3 mm
Reference Value = 13.04 V/m; Power Drift = 0.12 dB
Applied MIF = -1.44 dB
RF audio interference level = 23.87 dBV/m
**Emission category: M4**

MIF scaled E-field

| | | |
|---|---|---|
| Grid 1 **M4** **20.21 dBV/m** | Grid 2 **M4** **19.15 dBV/m** | Grid 3 **M4** **20.32 dBV/m** |
| Grid 4 **M4** **23.87 dBV/m** | Grid 5 **M4** **23.11 dBV/m** | Grid 6 **M4** **23.48 dBV/m** |
| Grid 7 **M4** **27.04 dBV/m** | Grid 8 **M4** **25.48 dBV/m** | Grid 9 **M4** **25.49 dBV/m** |

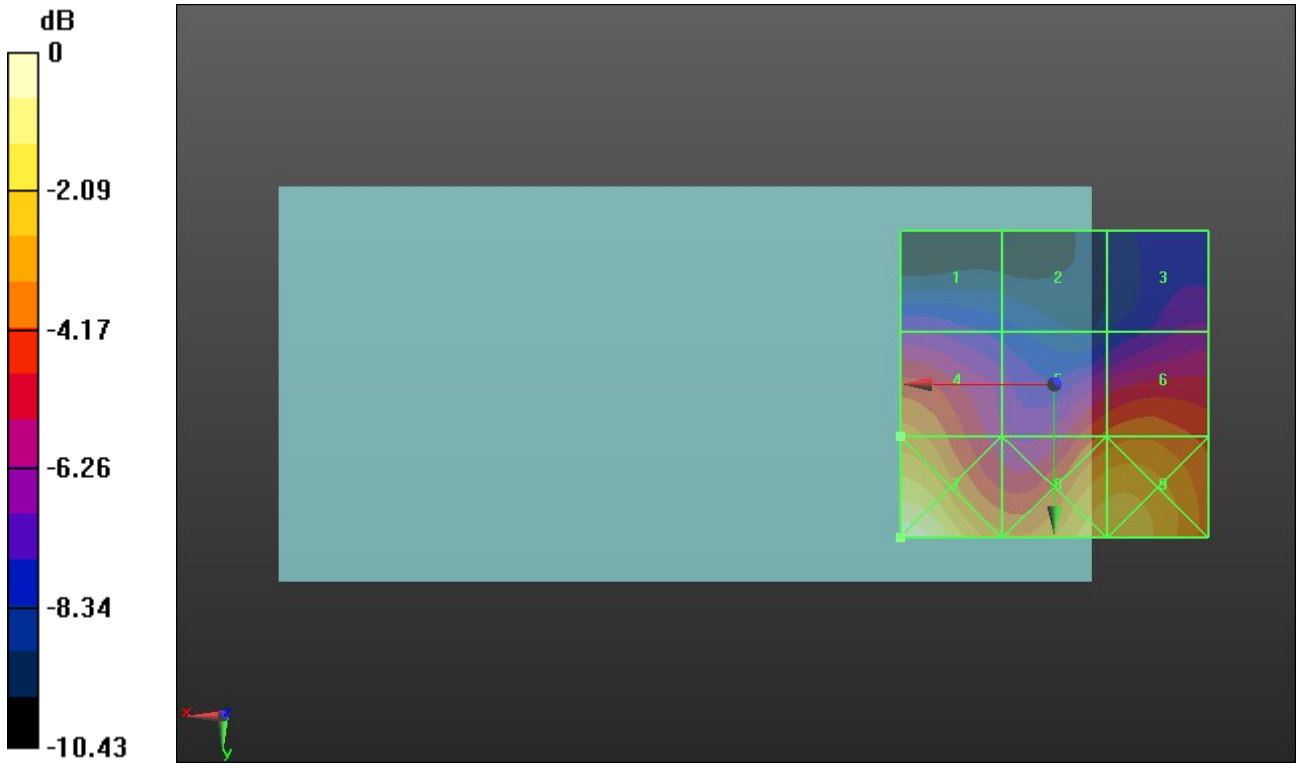


0 dB = 22.50 V/m = 27.04 dBV/m

## LTE Band 48 ANT 7

Communication System: UID 10173 - CAG, LTE-TDD (SC-FDMA, 1 RB, 20 MHz, 16-QAM); Frequency: 3603.3 MHz; Duty Cycle: 1:8.8736
Phantom section: RF Section
DASY5 Configuration:
- Probe: EF3DV3 - SN4041; ConvF(1, 1, 1) @ 3603.3 MHz; Calibrated: 3/18/2020
- Sensor-Surface: (Fix Surface)
- Electronics: DAE4 Sn1357; Calibrated: 2/20/2020
- Phantom: HAC Test Arch with AMCC; Type: SD HAC P01 BB
- Measurement SW: DASY52, Version 52.10 (4);SEMCAD X Version 14.6.14 (7483)

## LTE Band 48 E-Field measurement/SC-FDMA 1RB 20 MHz 16QAM Ch. 55773/Hearing Aid Compatibility Test (101x101x1): Interpolated grid: dx=0.5000 mm, dy=0.5000 mm

Device Reference Point: 0, 0, -6.3 mm
Reference Value = 9.687 V/m; Power Drift = -0.01 dB
Applied MIF = -1.44 dB
RF audio interference level = 23.83 dBV/m

**Emission category: M4**

MIF scaled E-field

| | | |
|---|---|---|
| Grid 1 **M4** **20.51 dBV/m** | Grid 2 **M4** **18.41 dBV/m** | Grid 3 **M4** **19.76 dBV/m** |
| Grid 4 **M4** **23.77 dBV/m** | Grid 5 **M4** **22.98 dBV/m** | Grid 6 **M4** **23.83 dBV/m** |
| Grid 7 **M4** **26.92 dBV/m** | Grid 8 **M4** **25.02 dBV/m** | Grid 9 **M4** **25.29 dBV/m** |

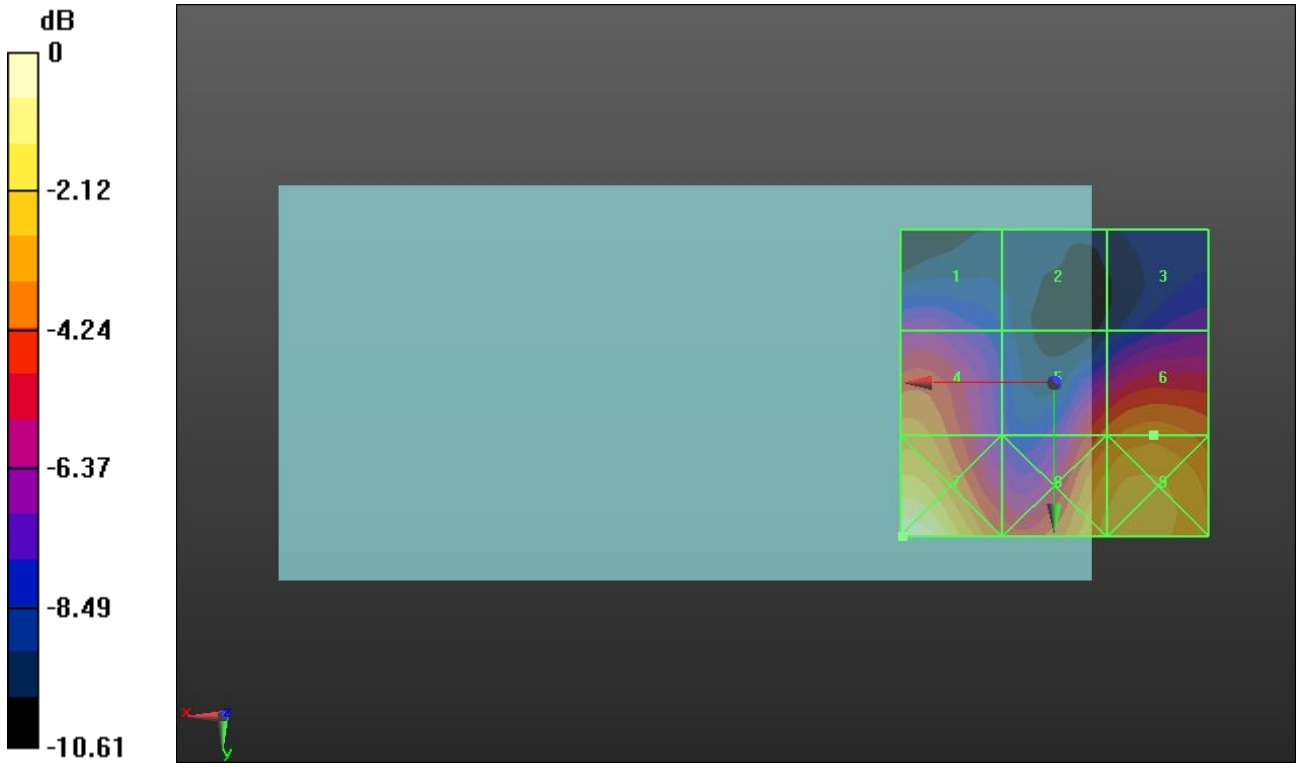


0 dB = 22.17 V/m = 26.92 dBV/m

## LTE Band 48 ANT 7

Communication System: UID 10173 - CAG, LTE-TDD (SC-FDMA, 1 RB, 20 MHz, 16-QAM); Frequency: 3646.7 MHz; Duty Cycle: 1:8.8736
Phantom section: RF Section
DASY5 Configuration:
- Probe: EF3DV3 - SN4041; ConvF(1, 1, 1) @ 3646.7 MHz; Calibrated: 3/18/2020
- Sensor-Surface: (Fix Surface)
- Electronics: DAE4 Sn1357; Calibrated: 2/20/2020
- Phantom: HAC Test Arch with AMCC; Type: SD HAC P01 BB
- Measurement SW: DASY52, Version 52.10 (4);SEMCAD X Version 14.6.14 (7483)

## LTE Band 48 E-Field measurement/SC-FDMA 1RB 20 MHz 16QAM Ch. 56207/Hearing Aid Compatibility Test (101x101x1): Interpolated grid: dx=0.5000 mm, dy=0.5000 mm

Device Reference Point: 0, 0, -6.3 mm
Reference Value = 11.43 V/m; Power Drift = -0.16 dB
Applied MIF = -1.44 dB
RF audio interference level = 22.62 dBV/m
**Emission category: M4**

MIF scaled E-field

| | | |
|---|---|---|
| Grid 1 **M4** **19.67 dBV/m** | Grid 2 **M4** **18.88 dBV/m** | Grid 3 **M4** **17.44 dBV/m** |
| Grid 4 **M4** **22.62 dBV/m** | Grid 5 **M4** **22.27 dBV/m** | Grid 6 **M4** **22.56 dBV/m** |
| Grid 7 **M4** **25.35 dBV/m** | Grid 8 **M4** **24.75 dBV/m** | Grid 9 **M4** **24.83 dBV/m** |

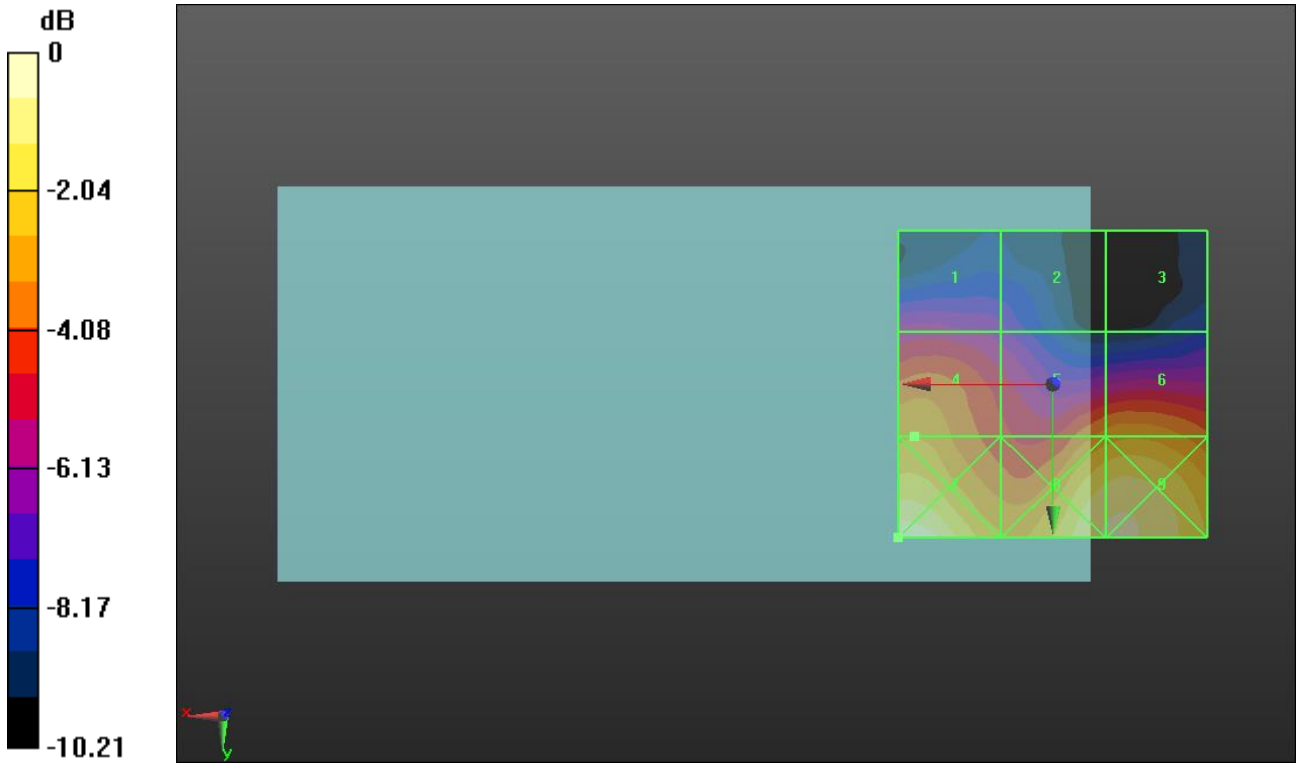


0 dB = 18.52 V/m = 25.35 dBV/m

## LTE Band 48 ANT 7

Communication System: UID 10173 - CAG, LTE-TDD (SC-FDMA, 1 RB, 20 MHz, 16-QAM); Frequency: 3690 MHz; Duty Cycle: 1:8.8736
Phantom section: RF Section
DASY5 Configuration:
- Probe: EF3DV3 - SN4041; ConvF(1, 1, 1) @ 3690 MHz; Calibrated: 3/18/2020
- Sensor-Surface: (Fix Surface)
- Electronics: DAE4 Sn1357; Calibrated: 2/20/2020
- Phantom: HAC Test Arch with AMCC; Type: SD HAC P01 BB
- Measurement SW: DASY52, Version 52.10 (4);SEMCAD X Version 14.6.14 (7483)

## LTE Band 48 E-Field measurement/SC-FDMA 1RB 20 MHz 16QAM Ch. 56640/Hearing Aid Compatibility Test (101x101x1): Interpolated grid: dx=0.5000 mm, dy=0.5000 mm

Device Reference Point: 0, 0, -6.3 mm
Reference Value = 9.749 V/m; Power Drift = -0.08 dB
Applied MIF = -1.44 dB
RF audio interference level = 22.97 dBV/m
**Emission category: M4**

MIF scaled E-field

| | | |
|---|---|---|
| Grid 1 **M4** **20.72 dBV/m** | Grid 2 **M4** **19.21 dBV/m** | Grid 3 **M4** **18.22 dBV/m** |
| Grid 4 **M4** **22.97 dBV/m** | Grid 5 **M4** **21.71 dBV/m** | Grid 6 **M4** **22.36 dBV/m** |
| Grid 7 **M4** **24.9 dBV/m** | Grid 8 **M4** **23.52 dBV/m** | Grid 9 **M4** **23.85 dBV/m** |

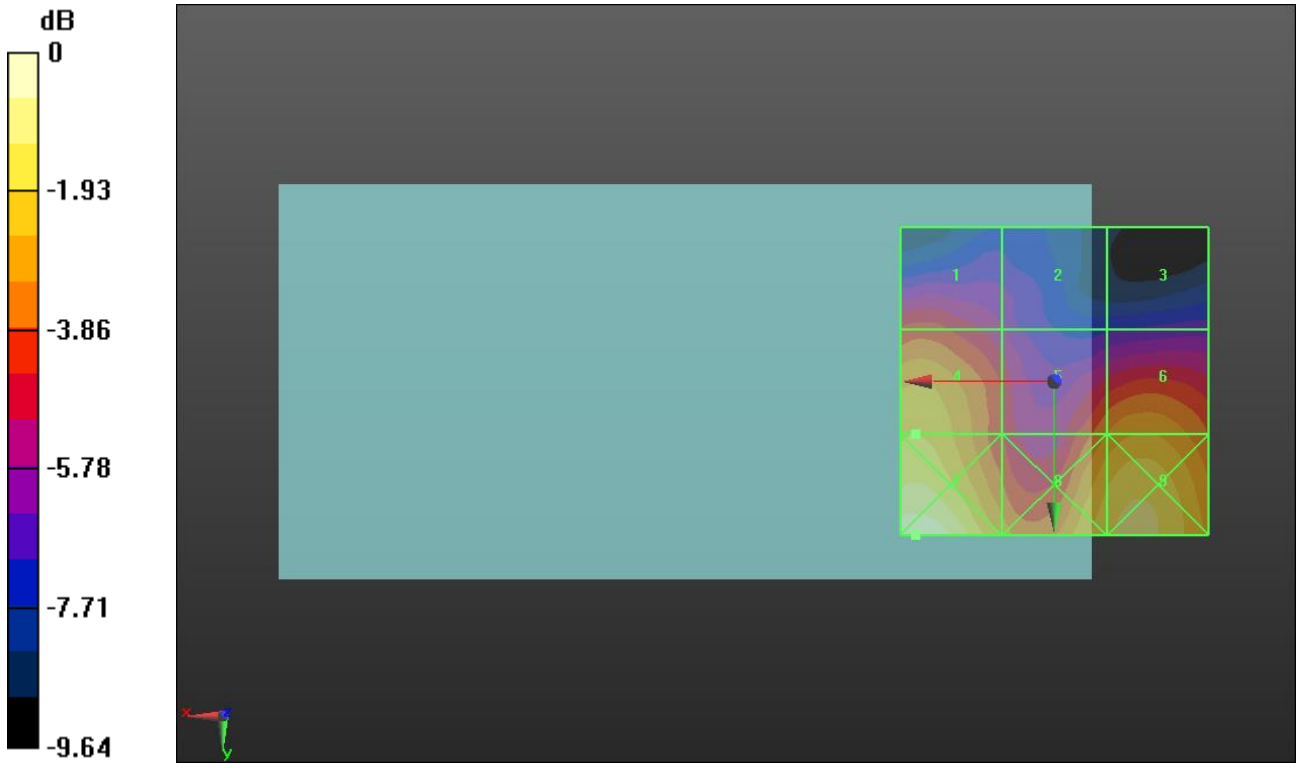


0 dB = 17.58 V/m = 24.90 dBV/m

## LTE Band 48 ANT 8

Communication System: UID 10173 - CAG, LTE-TDD (SC-FDMA, 1 RB, 20 MHz, 16-QAM); Frequency: 3560 MHz; Duty Cycle: 1:8.8736
Phantom section: RF Section
DASY5 Configuration:
- Probe: EF3DV3 - SN4041; ConvF(1, 1, 1) @ 3560 MHz; Calibrated: 3/18/2020
- Sensor-Surface: (Fix Surface)
- Electronics: DAE4 Sn1357; Calibrated: 2/20/2020
- Phantom: HAC Test Arch with AMCC; Type: SD HAC P01 BB
- Measurement SW: DASY52, Version 52.10 (4);SEMCAD X Version 14.6.14 (7483)

## LTE Band 48 E-Field measurement/SC-FDMA 1RB 20 MHz 16QAM Ch. 55340/Hearing Aid Compatibility Test (101x101x1): Interpolated grid: dx=0.5000 mm, dy=0.5000 mm

Device Reference Point: 0, 0, -6.3 mm
Reference Value = 35.05 V/m; Power Drift = -0.02 dB
Applied MIF = -1.44 dB
RF audio interference level = 28.74 dBV/m
**Emission category: M4**

MIF scaled E-field

| | | |
|---|---|---|
| Grid 1 **M3** **30.04 dBV/m** | Grid 2 **M3** **30.82 dBV/m** | Grid 3 **M4** **29.81 dBV/m** |
| Grid 4 **M4** **22.51 dBV/m** | Grid 5 **M4** **28.66 dBV/m** | Grid 6 **M4** **28.74 dBV/m** |
| Grid 7 **M4** **22.91 dBV/m** | Grid 8 **M4** **27.42 dBV/m** | Grid 9 **M4** **27.43 dBV/m** |




0 dB = 34.76 V/m = 30.82 dBV/m

## LTE Band 48 ANT 8

Communication System: UID 10173 - CAG, LTE-TDD (SC-FDMA, 1 RB, 20 MHz, 16-QAM); Frequency: 3603.3 MHz; Duty Cycle: 1:8.8736
Phantom section: RF Section
DASY5 Configuration:
- Probe: EF3DV3 - SN4041; ConvF(1, 1, 1) @ 3603.3 MHz; Calibrated: 3/18/2020
- Sensor-Surface: (Fix Surface)
- Electronics: DAE4 Sn1357; Calibrated: 2/20/2020
- Phantom: HAC Test Arch with AMCC; Type: SD HAC P01 BB
- Measurement SW: DASY52, Version 52.10 (4);SEMCAD X Version 14.6.14 (7483)

## LTE Band 48 E-Field measurement/SC-FDMA 1RB 20 MHz 16QAM Ch. 55773/Hearing Aid Compatibility Test (101x101x1): Interpolated grid: dx=0.5000 mm, dy=0.5000 mm

Device Reference Point: 0, 0, -6.3 mm
Reference Value = 35.80 V/m; Power Drift = -0.03 dB
Applied MIF = -1.44 dB
RF audio interference level = 28.59 dBV/m
**Emission category: M4**

MIF scaled E-field

| | | |
|---|---|---|
| Grid 1 **M3** **30.52 dBV/m** | Grid 2 **M3** **31.2 dBV/m** | Grid 3 **M3** **30.04 dBV/m** |
| Grid 4 **M4** **22.05 dBV/m** | Grid 5 **M4** **28.49 dBV/m** | Grid 6 **M4** **28.59 dBV/m** |
| Grid 7 **M4** **21.48 dBV/m** | Grid 8 **M4** **26.75 dBV/m** | Grid 9 **M4** **26.82 dBV/m** |

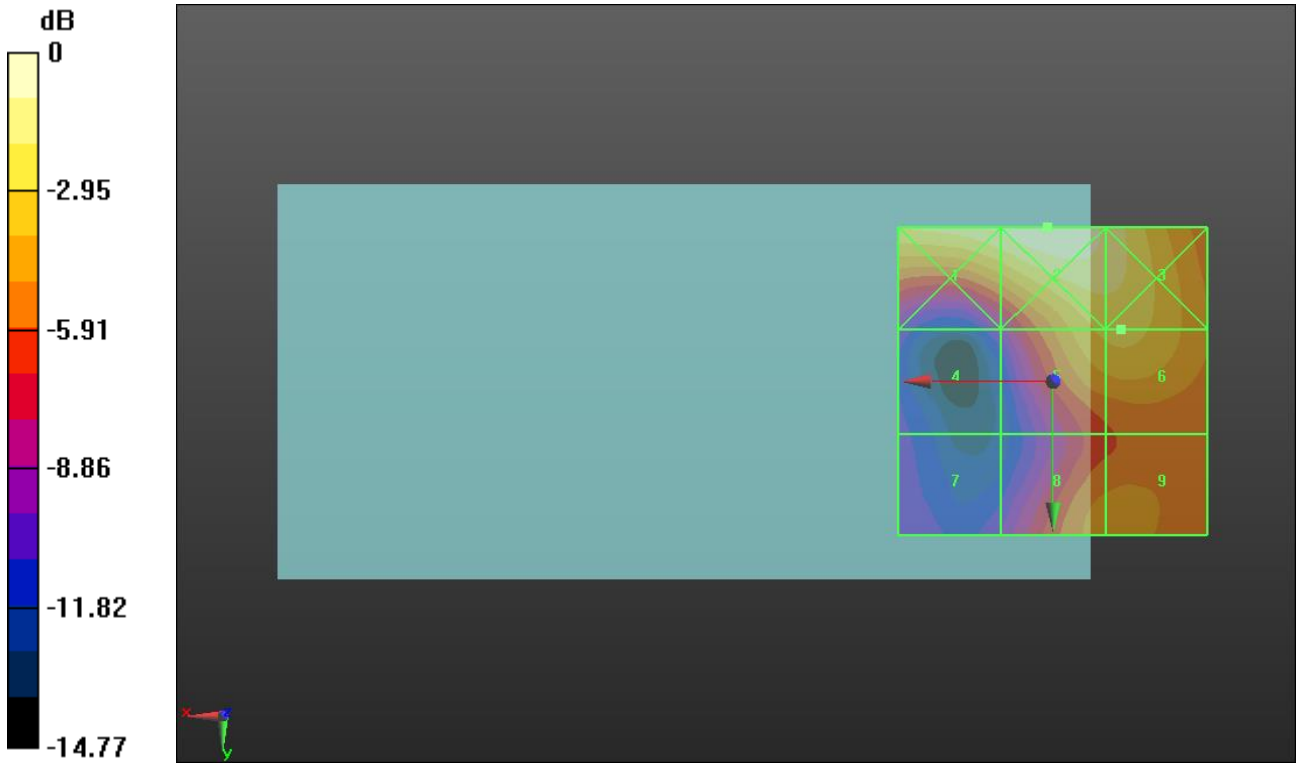


0 dB = 36.29 V/m = 31.20 dBV/m

## LTE Band 48 ANT 8

Communication System: UID 10173 - CAG, LTE-TDD (SC-FDMA, 1 RB, 20 MHz, 16-QAM); Frequency: 3646.7 MHz; Duty Cycle: 1:8.8736
Phantom section: RF Section
DASY5 Configuration:
- Probe: EF3DV3 - SN4041; ConvF(1, 1, 1) @ 3646.7 MHz; Calibrated: 3/18/2020
- Sensor-Surface: (Fix Surface)
- Electronics: DAE4 Sn1357; Calibrated: 2/20/2020
- Phantom: HAC Test Arch with AMCC; Type: SD HAC P01 BB
- Measurement SW: DASY52, Version 52.10 (4);SEMCAD X Version 14.6.14 (7483)

## LTE Band 48 E-Field measurement/SC-FDMA 1RB 20 MHz 16QAM Ch. 56207/Hearing Aid Compatibility Test (101x101x1): Interpolated grid: dx=0.5000 mm, dy=0.5000 mm

Device Reference Point: 0, 0, -6.3 mm
Reference Value = 35.91 V/m; Power Drift = -0.05 dB
Applied MIF = -1.44 dB
RF audio interference level = 28.69 dBV/m

**Emission category: M4**

MIF scaled E-field

| | | |
|---|---|---|
| Grid 1 **M3** **30.51 dBV/m** | Grid 2 **M3** **31.02 dBV/m** | Grid 3 **M4** **29.8 dBV/m** |
| Grid 4 **M4** **22.47 dBV/m** | Grid 5 **M4** **28.57 dBV/m** | Grid 6 **M4** **28.69 dBV/m** |
| Grid 7 **M4** **21.74 dBV/m** | Grid 8 **M4** **27.43 dBV/m** | Grid 9 **M4** **27.49 dBV/m** |

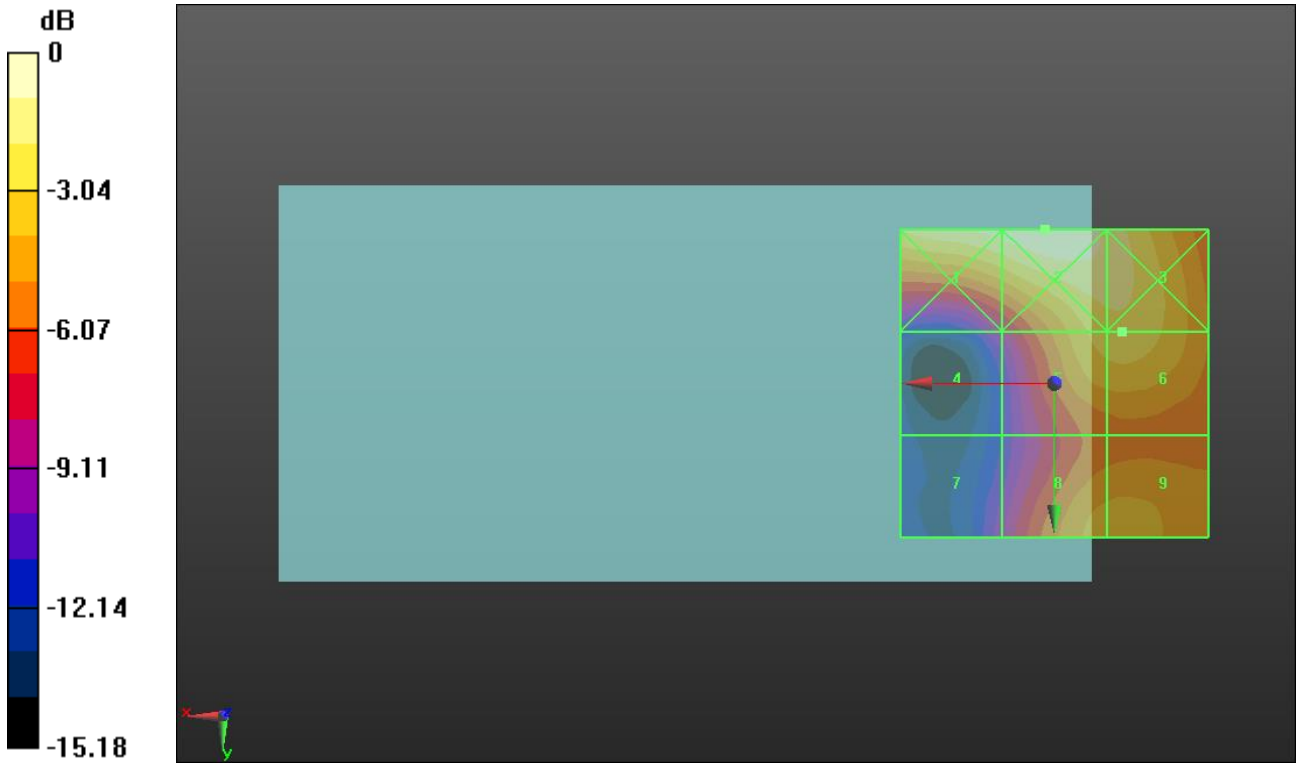


0 dB = 35.55 V/m = 31.02 dBV/m

## LTE Band 48 ANT 8

Communication System: UID 10173 - CAG, LTE-TDD (SC-FDMA, 1 RB, 20 MHz, 16-QAM); Frequency: 3690 MHz; Duty Cycle: 1:8.8736
Phantom section: RF Section
DASY5 Configuration:
- Probe: EF3DV3 - SN4041; ConvF(1, 1, 1) @ 3690 MHz; Calibrated: 3/18/2020
- Sensor-Surface: (Fix Surface)
- Electronics: DAE4 Sn1357; Calibrated: 2/20/2020
- Phantom: HAC Test Arch with AMCC; Type: SD HAC P01 BB
- Measurement SW: DASY52, Version 52.10 (4);SEMCAD X Version 14.6.14 (7483)

## LTE Band 48 E-Field measurement/SC-FDMA 1RB 20 MHz 16QAM Ch. 56640/Hearing Aid Compatibility Test (101x101x1): Interpolated grid: dx=0.5000 mm, dy=0.5000 mm

Device Reference Point: 0, 0, -6.3 mm
Reference Value = 35.88 V/m; Power Drift = -0.08 dB
Applied MIF = -1.44 dB
RF audio interference level = 28.52 dBV/m
**Emission category: M4**

MIF scaled E-field

| | | |
|---|---|---|
| Grid 1 **M3** **30.55 dBV/m** | Grid 2 **M3** **30.77 dBV/m** | Grid 3 **M4** **29.4 dBV/m** |
| Grid 4 **M4** **23.08 dBV/m** | Grid 5 **M4** **28.39 dBV/m** | Grid 6 **M4** **28.52 dBV/m** |
| Grid 7 **M4** **22.09 dBV/m** | Grid 8 **M4** **27.73 dBV/m** | Grid 9 **M4** **27.76 dBV/m** |

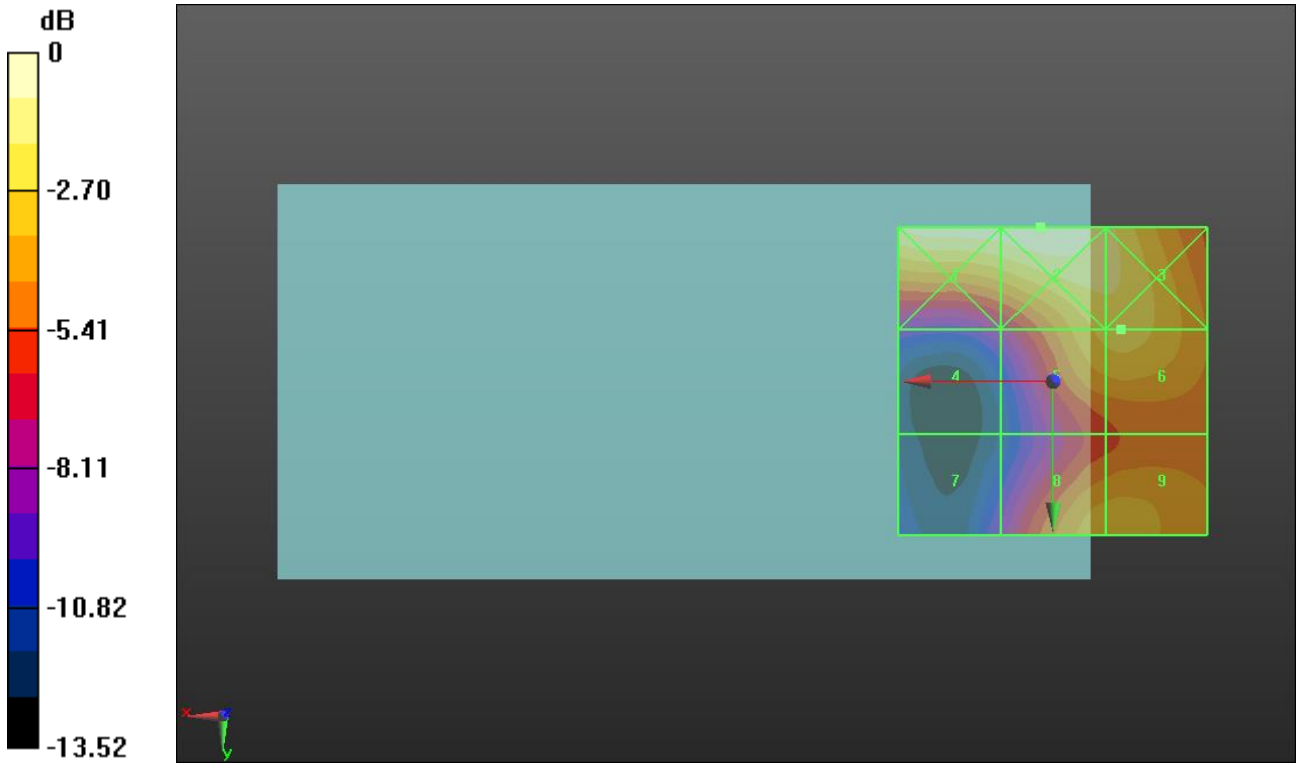


0 dB = 34.55 V/m = 30.77 dBV/m

## LTE Band 48 ANT 9

Communication System: UID 10173 - CAG, LTE-TDD (SC-FDMA, 1 RB, 20 MHz, 16-QAM); Frequency: 3560 MHz; Duty Cycle: 1:8.8736
Phantom section: RF Section
DASY5 Configuration:
- Probe: EF3DV3 - SN4041; ConvF(1, 1, 1) @ 3560 MHz; Calibrated: 3/18/2020
- Sensor-Surface: (Fix Surface)
- Electronics: DAE4 Sn1357; Calibrated: 2/20/2020
- Phantom: HAC Test Arch with AMCC; Type: SD HAC P01 BB
- Measurement SW: DASY52, Version 52.10 (4);SEMCAD X Version 14.6.14 (7483)

## LTE Band 48 E-Field measurement/SC-FDMA 1RB 20 MHz 16QAM Ch. 55340/Hearing Aid Compatibility Test (101x101x1): Interpolated grid: dx=0.5000 mm, dy=0.5000 mm

Device Reference Point: 0, 0, -6.3 mm
Reference Value = 14.60 V/m; Power Drift = -0.07 dB
Applied MIF = -1.44 dB
RF audio interference level = 21.16 dBV/m
**Emission category: M4**

MIF scaled E-field

| | | |
|---|---|---|
| Grid 1 **M4** **24.3 dBV/m** | Grid 2 **M4** **23.41 dBV/m** | Grid 3 **M4** **22.35 dBV/m** |
| Grid 4 **M4** **17.78 dBV/m** | Grid 5 **M4** **20.88 dBV/m** | Grid 6 **M4** **21.16 dBV/m** |
| Grid 7 **M4** **17.29 dBV/m** | Grid 8 **M4** **18.51 dBV/m** | Grid 9 **M4** **18.62 dBV/m** |

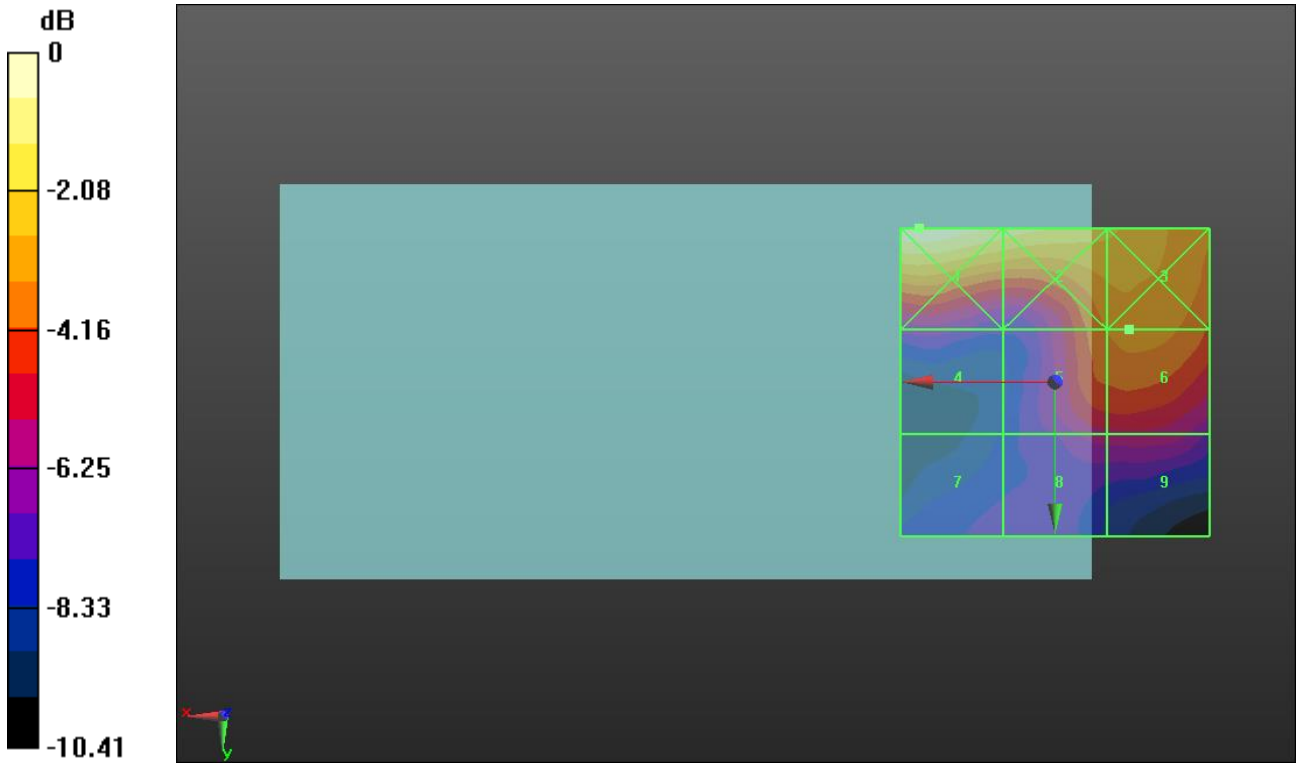


0 dB = 16.40 V/m = 24.30 dBV/m

## LTE Band 48 ANT 9

Communication System: UID 10173 - CAG, LTE-TDD (SC-FDMA, 1 RB, 20 MHz, 16-QAM); Frequency: 3603.3 MHz; Duty Cycle: 1:8.8736
Phantom section: RF Section
DASY5 Configuration:
- Probe: EF3DV3 - SN4041; ConvF(1, 1, 1) @ 3603.3 MHz; Calibrated: 3/18/2020
- Sensor-Surface: (Fix Surface)
- Electronics: DAE4 Sn1357; Calibrated: 2/20/2020
- Phantom: HAC Test Arch with AMCC; Type: SD HAC P01 BB
- Measurement SW: DASY52, Version 52.10 (4);SEMCAD X Version 14.6.14 (7483)

## LTE Band 48 E-Field measurement/SC-FDMA 1RB 20 MHz 16QAM Ch. 55773/Hearing Aid Compatibility Test (101x101x1): Interpolated grid: dx=0.5000 mm, dy=0.5000 mm

Device Reference Point: 0, 0, -6.3 mm
Reference Value = 13.75 V/m; Power Drift = 0.05 dB
Applied MIF = -1.44 dB
RF audio interference level = 22.11 dBV/m
**Emission category: M4**

MIF scaled E-field

| | | |
|---|---|---|
| Grid 1 **M4** **24.66 dBV/m** | Grid 2 **M4** **23.71 dBV/m** | Grid 3 **M4** **22.51 dBV/m** |
| Grid 4 **M4** **19.35 dBV/m** | Grid 5 **M4** **21.85 dBV/m** | Grid 6 **M4** **22.11 dBV/m** |
| Grid 7 **M4** **18.83 dBV/m** | Grid 8 **M4** **19.02 dBV/m** | Grid 9 **M4** **19.3 dBV/m** |

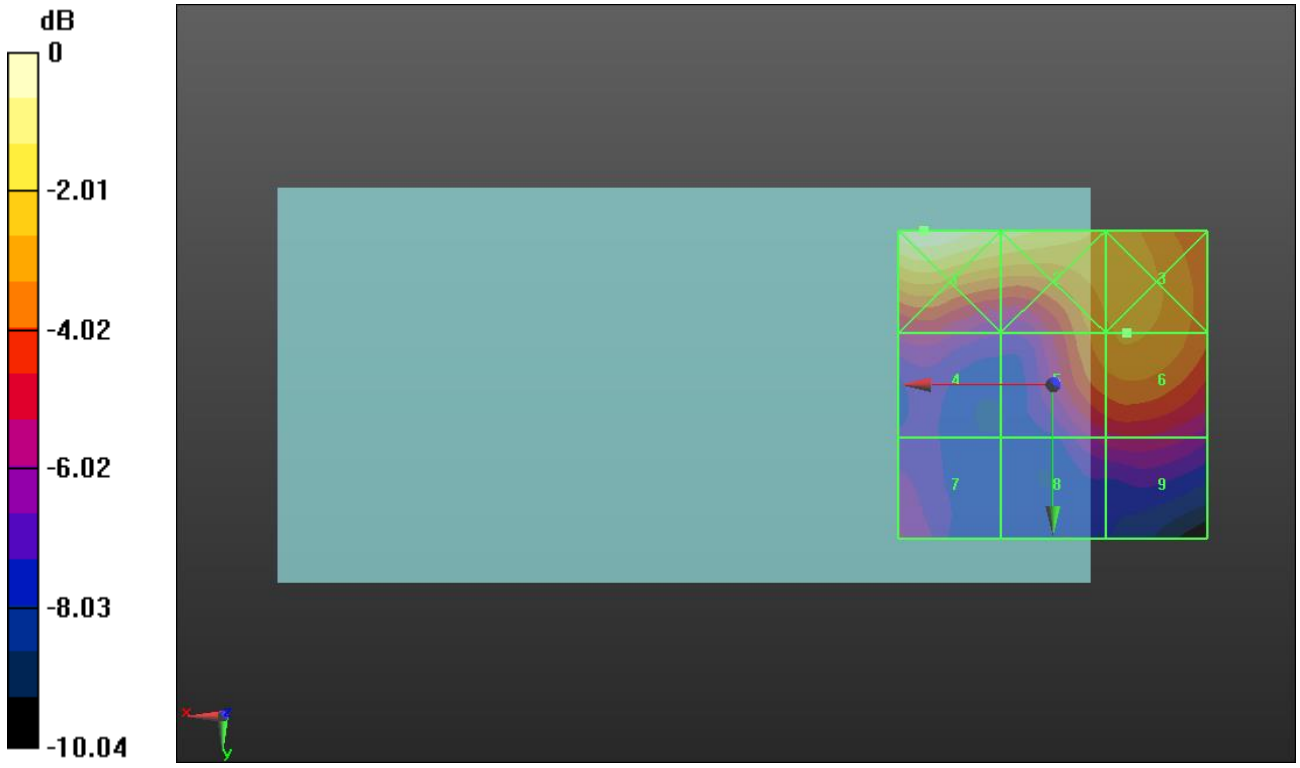


0 dB = 17.11 V/m = 24.67 dBV/m

## LTE Band 48 ANT 9

Communication System: UID 10173 - CAG, LTE-TDD (SC-FDMA, 1 RB, 20 MHz, 16-QAM); Frequency: 3646.7 MHz; Duty Cycle: 1:8.8736
Phantom section: RF Section
DASY5 Configuration:
- Probe: EF3DV3 - SN4041; ConvF(1, 1, 1) @ 3646.7 MHz; Calibrated: 3/18/2020
- Sensor-Surface: (Fix Surface)
- Electronics: DAE4 Sn1357; Calibrated: 2/20/2020
- Phantom: HAC Test Arch with AMCC; Type: SD HAC P01 BB
- Measurement SW: DASY52, Version 52.10 (4);SEMCAD X Version 14.6.14 (7483)

## LTE Band 48 E-Field measurement/SC-FDMA 1RB 20 MHz 16QAM Ch. 56207/Hearing Aid Compatibility Test (101x101x1): Interpolated grid: dx=0.5000 mm, dy=0.5000 mm

Device Reference Point: 0, 0, -6.3 mm
Reference Value = 12.43 V/m; Power Drift = -0.01 dB
Applied MIF = -1.44 dB
RF audio interference level = 21.04 dBV/m
**Emission category: M4**

MIF scaled E-field

| | | |
|---|---|---|
| Grid 1 **M4** **24.19 dBV/m** | Grid 2 **M4** **23.63 dBV/m** | Grid 3 **M4** **21.03 dBV/m** |
| Grid 4 **M4** **19.13 dBV/m** | Grid 5 **M4** **20.59 dBV/m** | Grid 6 **M4** **21.04 dBV/m** |
| Grid 7 **M4** **19.04 dBV/m** | Grid 8 **M4** **18.06 dBV/m** | Grid 9 **M4** **18.82 dBV/m** |

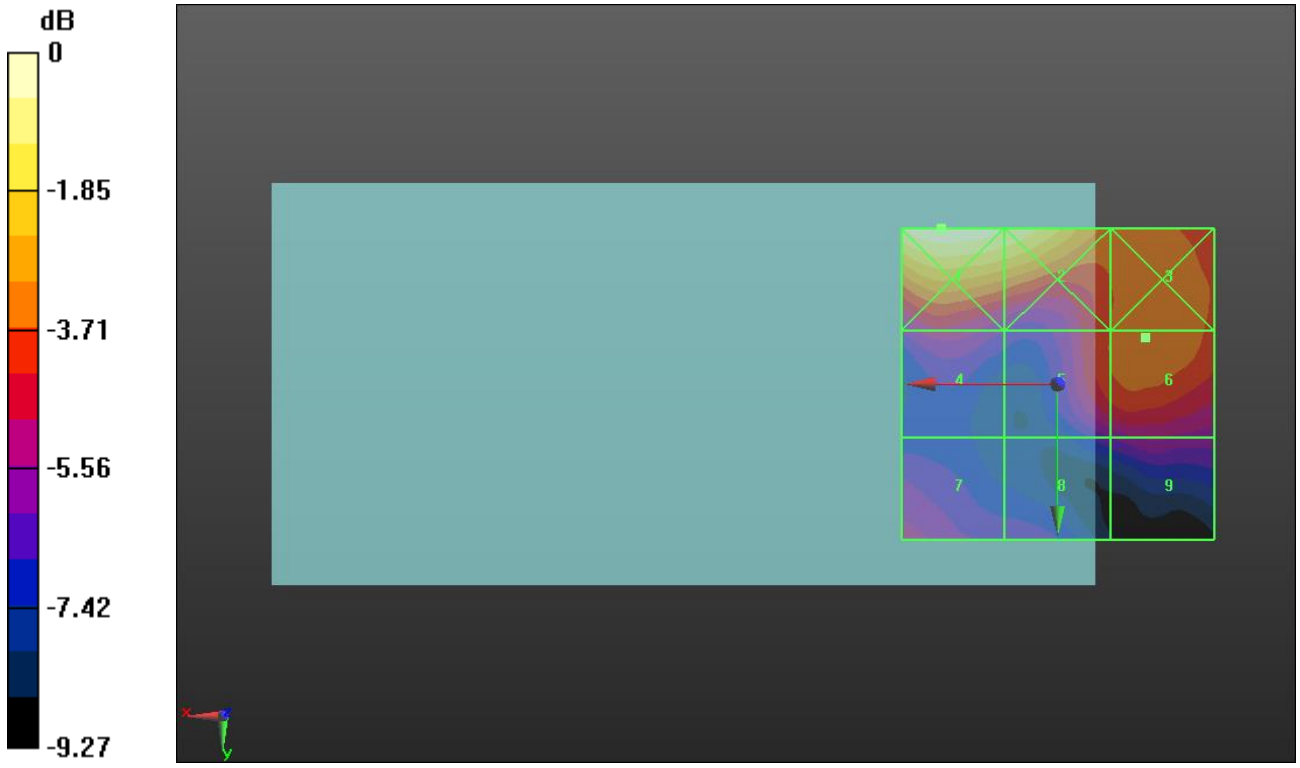


0 dB = 16.20 V/m = 24.19 dBV/m

## LTE Band 48 ANT 9

Communication System: UID 10173 - CAG, LTE-TDD (SC-FDMA, 1 RB, 20 MHz, 16-QAM); Frequency: 3690 MHz; Duty Cycle: 1:8.8736
Phantom section: RF Section
DASY5 Configuration:
- Probe: EF3DV3 - SN4041; ConvF(1, 1, 1) @ 3690 MHz; Calibrated: 3/18/2020
- Sensor-Surface: (Fix Surface)
- Electronics: DAE4 Sn1357; Calibrated: 2/20/2020
- Phantom: HAC Test Arch with AMCC; Type: SD HAC P01 BB
- Measurement SW: DASY52, Version 52.10 (4);SEMCAD X Version 14.6.14 (7483)

## LTE Band 48 E-Field measurement/SC-FDMA 1RB 20 MHz 16QAM Ch. 56640/Hearing Aid Compatibility Test (101x101x1): Interpolated grid: dx=0.5000 mm, dy=0.5000 mm

Device Reference Point: 0, 0, -6.3 mm
Reference Value = 15.03 V/m; Power Drift = -0.05 dB
Applied MIF = -1.44 dB
RF audio interference level = 22.02 dBV/m
**Emission category: M4**

MIF scaled E-field

| | | |
|---|---|---|
| Grid 1 **M4** **23.76 dBV/m** | Grid 2 **M4** **23.81 dBV/m** | Grid 3 **M4** **21.96 dBV/m** |
| Grid 4 **M4** **18.39 dBV/m** | Grid 5 **M4** **21.87 dBV/m** | Grid 6 **M4** **22.02 dBV/m** |
| Grid 7 **M4** **19.12 dBV/m** | Grid 8 **M4** **19.37 dBV/m** | Grid 9 **M4** **19.58 dBV/m** |

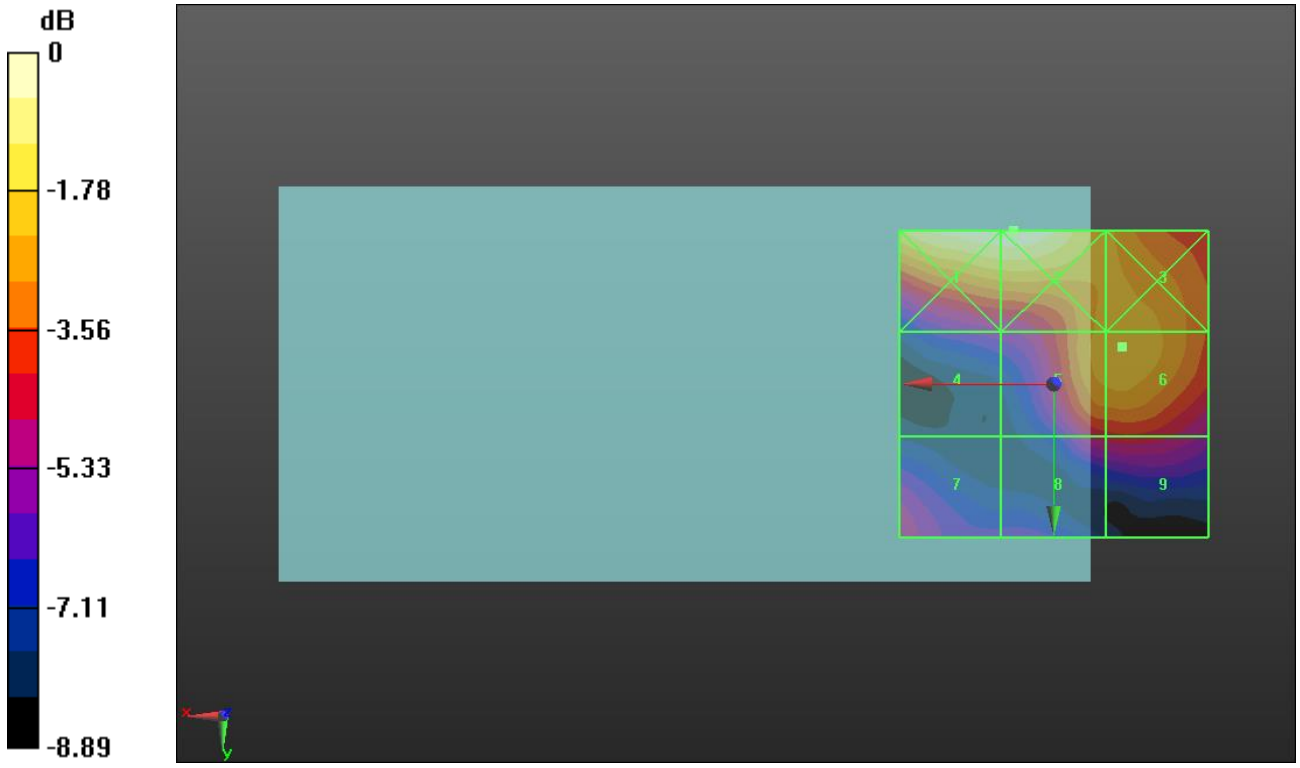


0 dB = 15.50 V/m = 23.81 dBV/m