VERTICAL RESULT

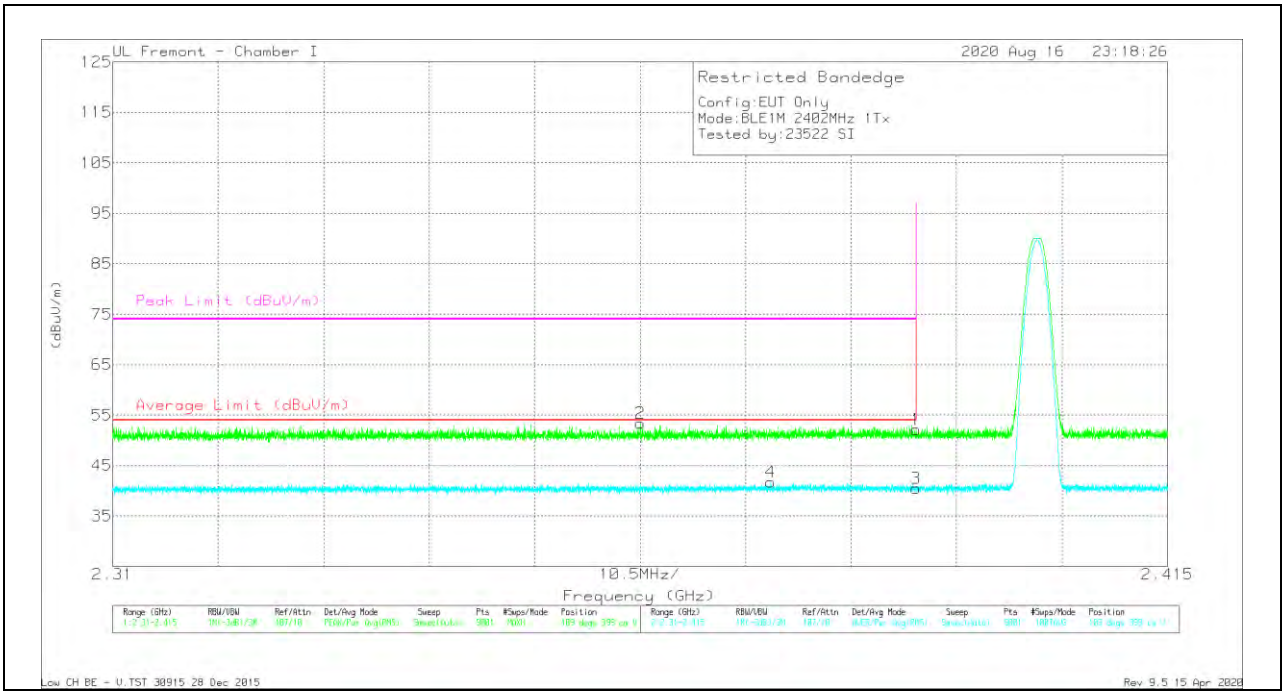

Marker	Frequency (GHz)	Meter Reading (dBuV)	Det	AF T346 (dB/m)	Amp/Cbl/Fltr/Pad (dB)	Corrected Reading (dBuV/m)	Average Limit (dBuV/m)	Margin (dB)	Peak Limit (dBuV/m)	PK Margin (dB)	Azimuth (Degs)	Height (cm)	Polarity
1	* 2.38999	37.51	Pk	32	-17.3	52.21	-	-	74	-21.79	109	399	V
2	* 2.36255	38.86	Pk	31.8	-17.3	53.36	-	-	74	-20.64	109	399	V
3	* 2.38999	25.74	RMS	32	-17.3	40.44	54	-13.56	-	-	109	399	V
4	* 2.3755	27.08	RMS	31.9	-17.3	41.68	54	-12.32	-	-	109	399	V

* - indicates frequency in CFR47 Pt 15 / IC RSS-Restricted Band
Pk - Peak detector
RMS - RMS detection

UL VERIFICATION SERVICES INC.
47173 Benicia Street, Fremont, CA 94538; USA TEL:(510) 319-4000 FAX:(510) 661-0888
This report shall not be reproduced except in full, without the written approval of UL Verification Services Inc.

BANDEDGE (HIGH CHANNEL)

HORIZONTAL RESULT

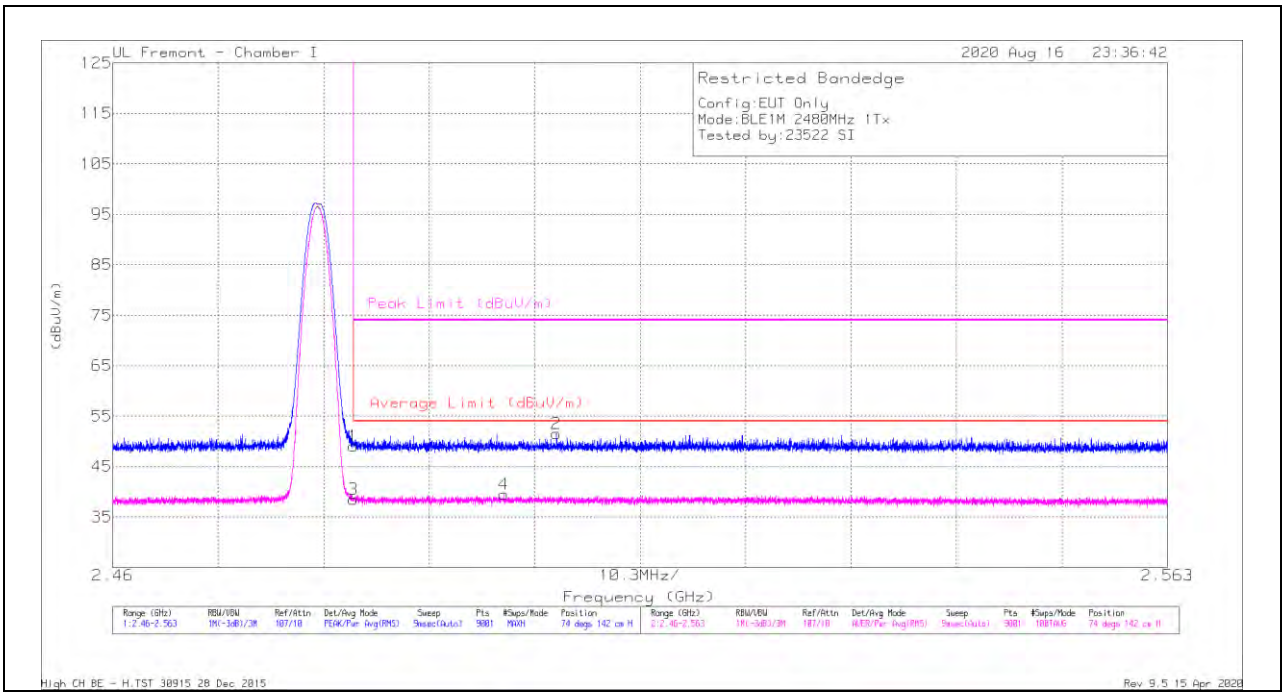

Marker	Frequency (GHz)	Meter Reading (dBuV)	Det	AF T346 (dB/m)	Amp/Cbl/Fltr/Pad (dB)	Corrected Reading (dBuV/m)	Average Limit (dBuV/m)	Margin (dB)	Peak Limit (dBuV/m)	PK Margin (dB)	Azimuth (Degs)	Height (cm)	Polarity
1	* 2.48351	34.35	Pk	32.4	-17.7	49.05	-	-	74	-24.95	74	142	H
2	2.50333	36.81	Pk	32.5	-17.8	51.51	-	-	74	-22.49	74	142	H
3	* 2.48351	23.75	RMS	32.4	-17.7	38.45	54	-15.55	-	-	74	142	H
4	* 2.49817	24.8	RMS	32.5	-17.8	39.5	54	-14.5	-	-	74	142	H

* - indicates frequency in CFR47 Pt 15 / IC RSS-Restricted Band
Pk - Peak detector
RMS - RMS detection

UL VERIFICATION SERVICES INC.
47173 Benicia Street, Fremont, CA 94538; USA TEL:(510) 319-4000 FAX:(510) 661-0888
This report shall not be reproduced except in full, without the written approval of UL Verification Services Inc.

VERTICAL RESULT

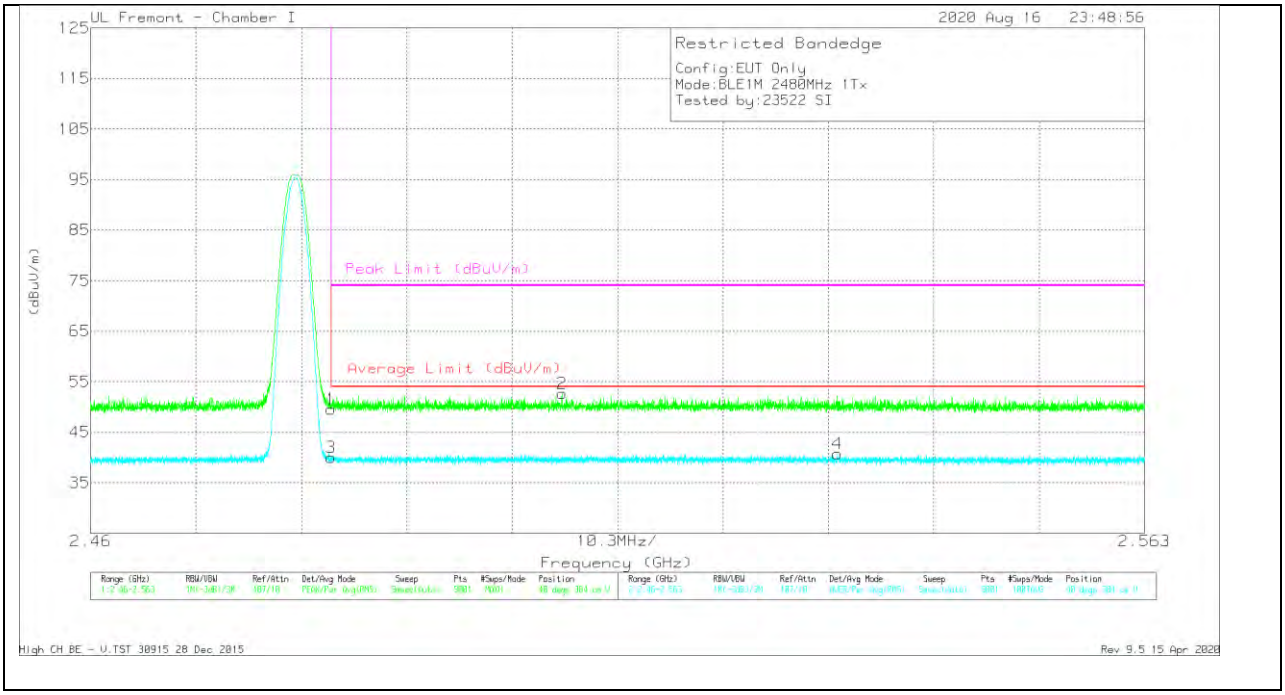

Marker	Frequency (GHz)	Meter Reading (dBuV)	Det	AF T346 (dB/m)	Amp/Cbl/Fltr/Pad (dB)	Corrected Reading (dBuV/m)	Average Limit (dBuV/m)	Margin (dB)	Peak Limit (dBuV/m)	PK Margin (dB)	Azimuth (Degs)	Height (cm)	Polarity
1	* 2.48351	34.87	Pk	32.4	-17.7	49.57	-	-	74	-24.43	40	384	V
2	2.50605	37.91	Pk	32.5	-17.8	52.61	-	-	74	-21.39	40	384	V
3	* 2.48351	25.27	RMS	32.4	-17.7	39.97	54	-14.03	-	-	40	384	V
4	2.53298	26.15	RMS	32.4	-17.8	40.75	54	-13.25	-	-	40	384	V

* - indicates frequency in CFR47 Pt 15 / IC RSS-Restricted Band
Pk - Peak detector
RMS - RMS detection

UL VERIFICATION SERVICES INC.
47173 Benicia Street, Fremont, CA 94538; USA TEL:(510) 319-4000 FAX:(510) 661-0888
This report shall not be reproduced except in full, without the written approval of UL Verification Services Inc.

ANT3

BANDEDGE (LOW CHANNEL)

HORIZONTAL RESULT

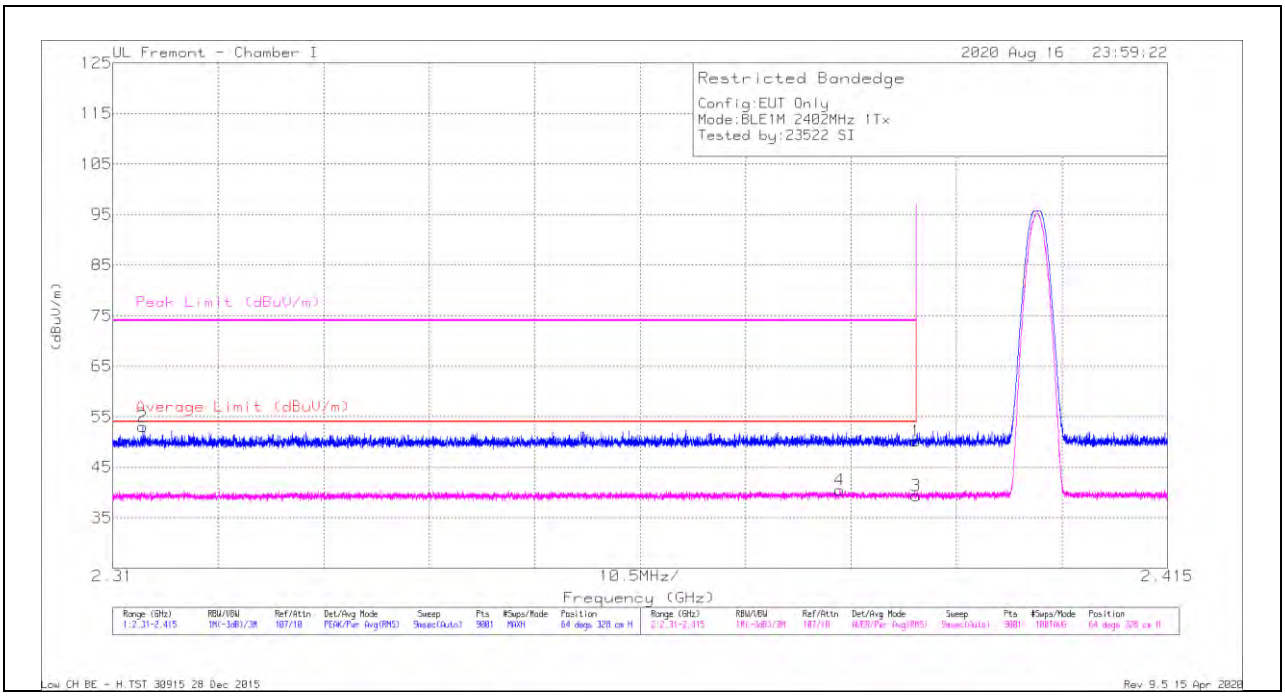

Marker	Frequency (GHz)	Meter Reading (dBuV)	Det	AF T346 (dB/m)	Amp/Cbl/Fltr/Pad (dB)	Corrected Reading (dBuV/m)	Average Limit (dBuV/m)	Margin (dB)	Peak Limit (dBuV/m)	PK Margin (dB)	Azimuth (Degs)	Height (cm)	Polarity
1	* 2.38999	35.46	Pk	32	-17.3	50.16	-	-	74	-23.84	64	328	H
2	* 2.313	38.4	Pk	31.8	-17.2	53	-	-	74	-21	64	328	H
3	* 2.38999	24.64	RMS	32	-17.3	39.34	54	-14.66	-	-	64	328	H
4	* 2.38239	25.73	RMS	32	-17.3	40.43	54	-13.57	-	-	64	328	H

* - indicates frequency in CFR47 Pt 15 / IC RSS-Restricted Band
Pk - Peak detector
RMS - RMS detection

UL VERIFICATION SERVICES INC.
47173 Benicia Street, Fremont, CA 94538; USA TEL:(510) 319-4000 FAX:(510) 661-0888
This report shall not be reproduced except in full, without the written approval of UL Verification Services Inc.

VERTICAL RESULT

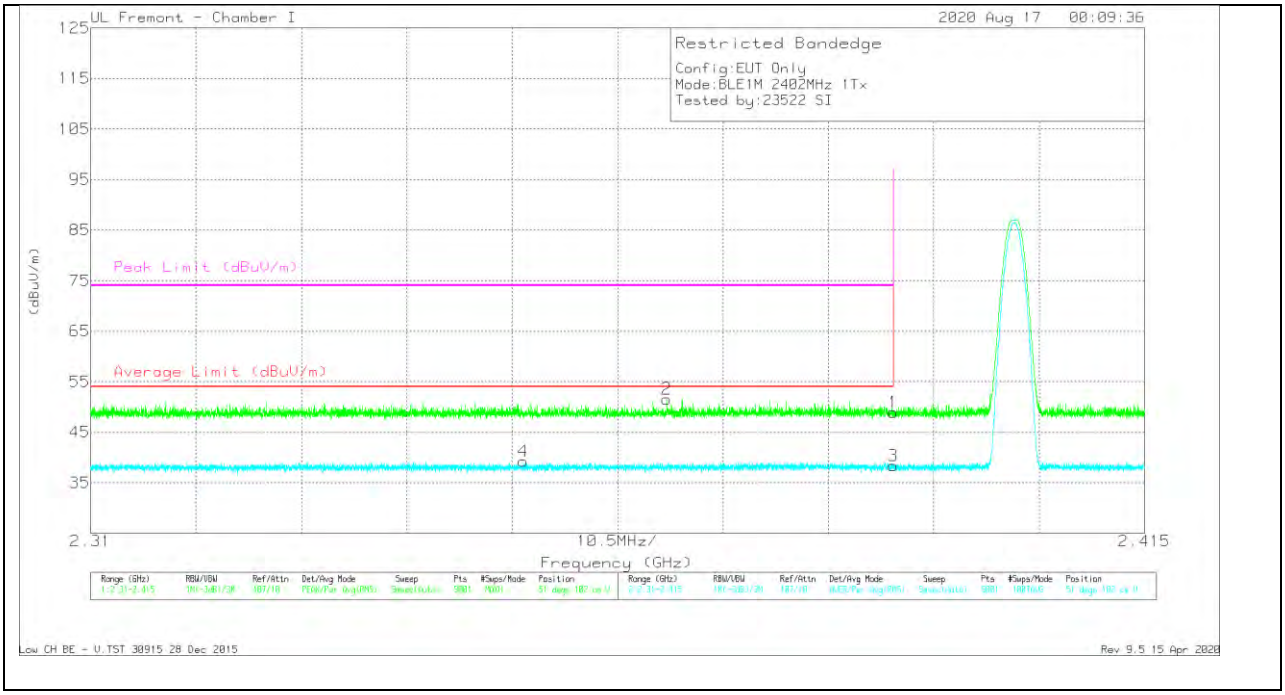

Marker	Frequency (GHz)	Meter Reading (dBuV)	Det	AF T346 (dB/m)	Amp/Cbl/Fltr/Pad (dB)	Corrected Reading (dBuV/m)	Average Limit (dBuV/m)	Margin (dB)	Peak Limit (dBuV/m)	PK Margin (dB)	Azimuth (Degs)	Height (cm)	Polarity
1	* 2.38999	34.26	Pk	32	-17.3	48.96	-	-	74	-25.04	51	102	V
2	* 2.3674	36.99	Pk	31.9	-17.3	51.59	-	-	74	-22.41	51	102	V
3	* 2.38999	23.63	RMS	32	-17.3	38.33	54	-15.67	-	-	51	102	V
4	* 2.35313	24.69	RMS	31.8	-17.2	39.29	54	-14.71	-	-	51	102	V

* - indicates frequency in CFR47 Pt 15 / IC RSS-Restricted Band
Pk - Peak detector
RMS - RMS detection

UL VERIFICATION SERVICES INC.
47173 Benicia Street, Fremont, CA 94538; USA TEL:(510) 319-4000 FAX:(510) 661-0888
This report shall not be reproduced except in full, without the written approval of UL Verification Services Inc.

BANDEDGE (HIGH CHANNEL)

HORIZONTAL RESULT

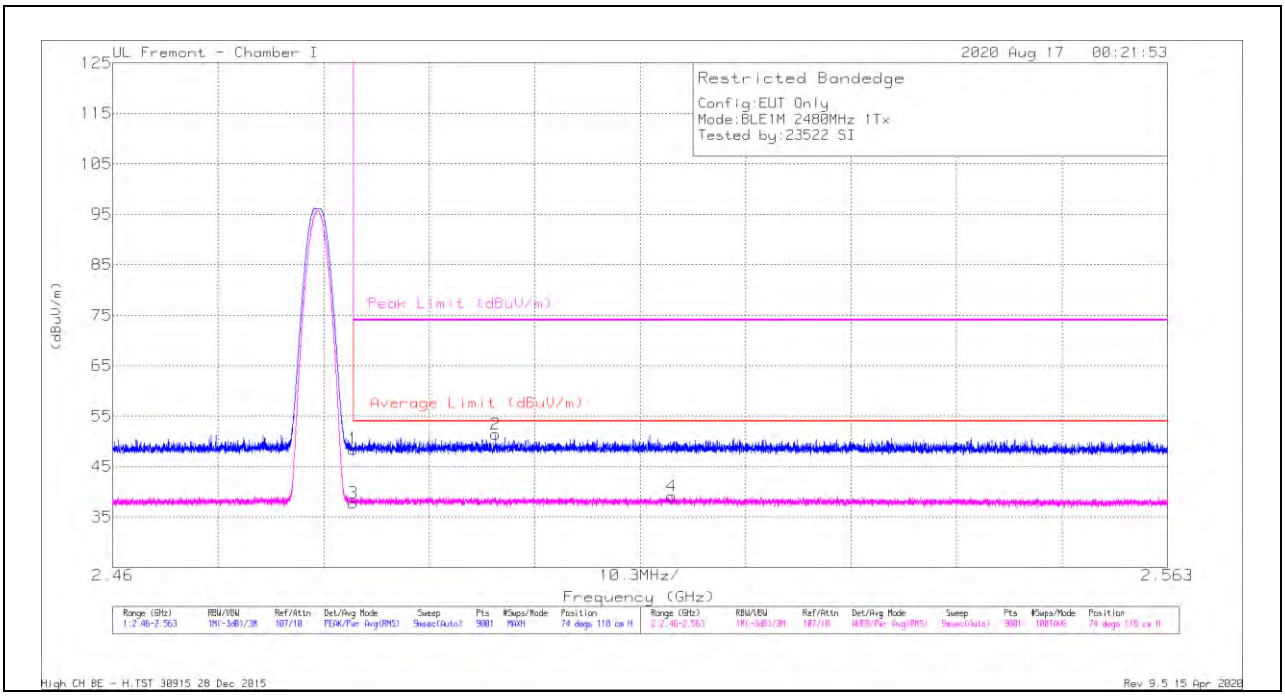

Marker	Frequency (GHz)	Meter Reading (dBuV)	Det	AF T346 (dB/m)	Amp/Cbl/Fltr/Pad (dB)	Corrected Reading (dBuV/m)	Average Limit (dBuV/m)	Margin (dB)	Peak Limit (dBuV/m)	PK Margin (dB)	Azimuth (Degs)	Height (cm)	Polarity
1	* 2.48351	33.79	Pk	32.4	-17.7	48.49	-	-	74	-25.51	74	118	H
2	* 2.4974	36.67	Pk	32.5	-17.8	51.37	-	-	74	-22.63	74	118	H
3	* 2.48351	23.06	RMS	32.4	-17.7	37.76	54	-16.24	-	-	74	118	H
4	2.51461	24.45	RMS	32.5	-17.8	39.15	54	-14.85	-	-	74	118	H

* - indicates frequency in CFR47 Pt 15 / IC RSS-Restricted Band
Pk - Peak detector
RMS - RMS detection

UL VERIFICATION SERVICES INC.
47173 Benicia Street, Fremont, CA 94538; USA TEL:(510) 319-4000 FAX:(510) 661-0888
This report shall not be reproduced except in full, without the written approval of UL Verification Services Inc.

VERTICAL RESULT

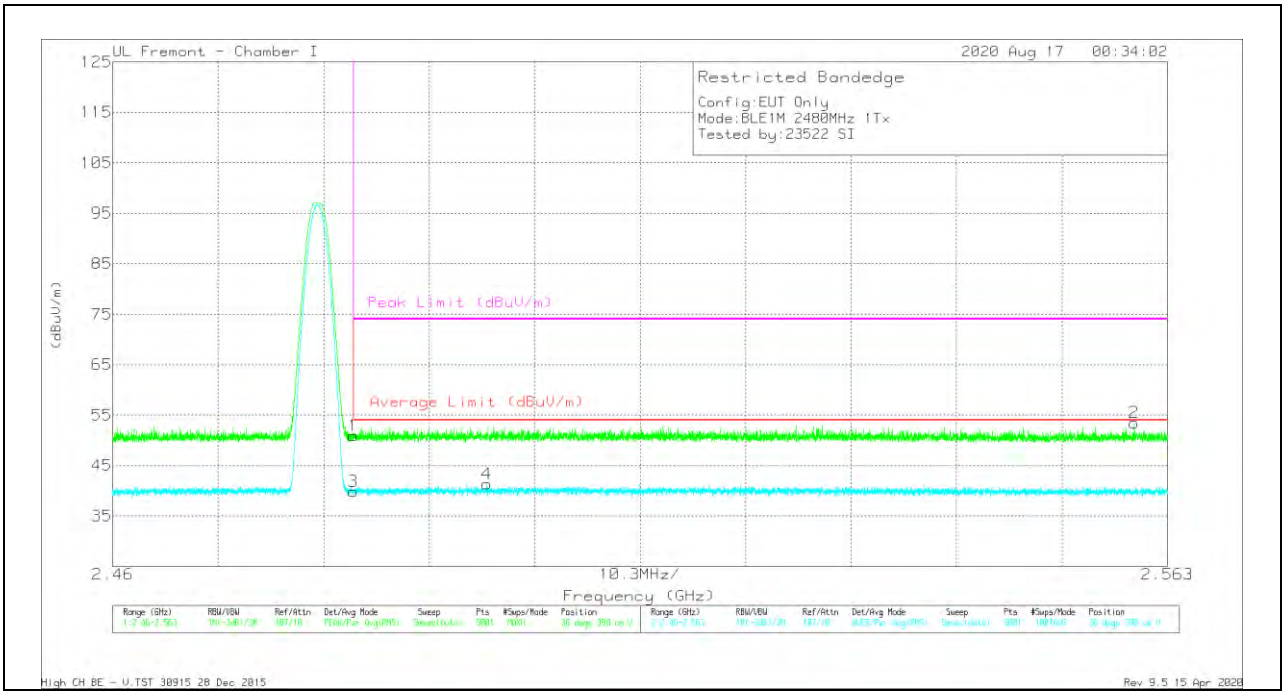

Marker	Frequency (GHz)	Meter Reading (dBuV)	Det	AF T346 (dB/m)	Amp/Cbl/Fltr/Pad (dB)	Corrected Reading (dBuV/m)	Average Limit (dBuV/m)	Margin (dB)	Peak Limit (dBuV/m)	PK Margin (dB)	Azimuth (Degs)	Height (cm)	Polarity
1	* 2.48351	36.22	Pk	32.4	-17.7	50.92	-	-	74	-23.08	36	390	V
2	2.55975	38.96	Pk	32.3	-17.8	53.46	-	-	74	-20.54	36	390	V
3	* 2.48351	25.21	RMS	32.4	-17.7	39.91	54	-14.09	-	-	36	390	V
4	* 2.49652	26.6	RMS	32.5	-17.8	41.3	54	-12.7	-	-	36	390	V

* - indicates frequency in CFR47 Pt 15 / IC RSS-Restricted Band
Pk - Peak detector
RMS - RMS detection

UL VERIFICATION SERVICES INC.
47173 Benicia Street, Fremont, CA 94538; USA TEL:(510) 319-4000 FAX:(510) 661-0888
This report shall not be reproduced except in full, without the written approval of UL Verification Services Inc.

10.2.6. LOW POWER BLE TXBF (1Mbps)

BANDEDGE (LOW CHANNEL)

HORIZONTAL RESULT

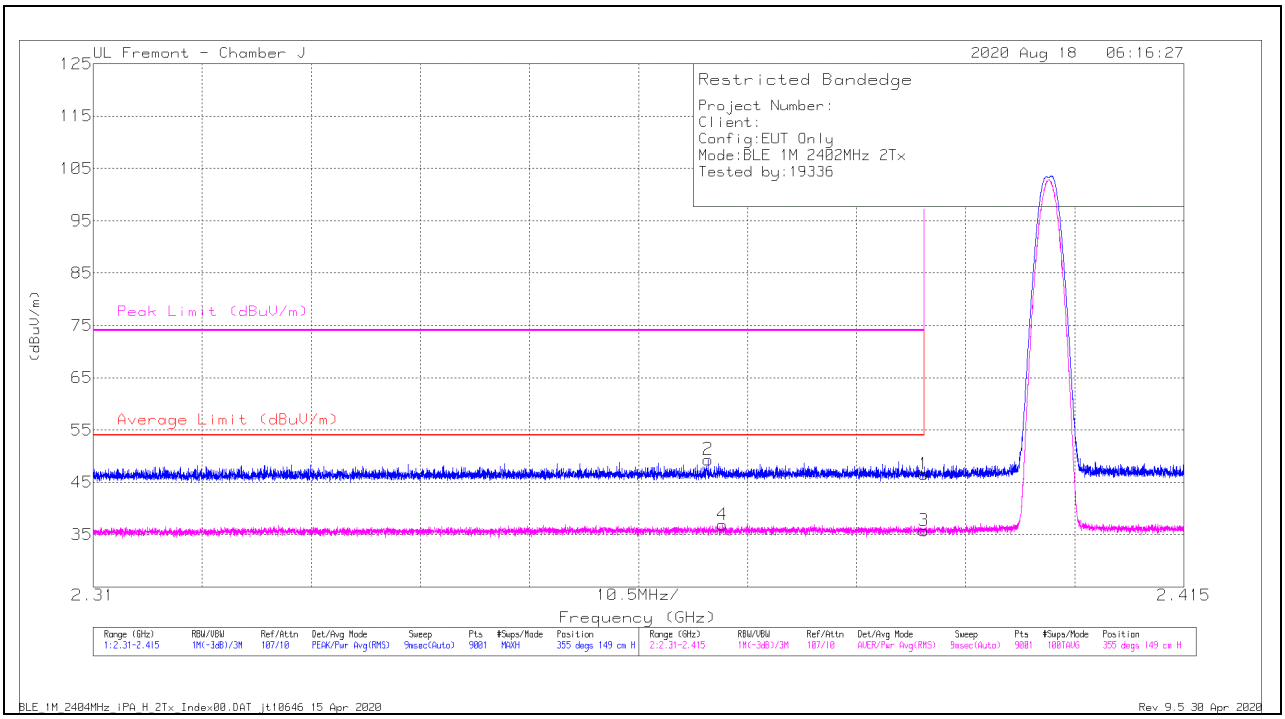

Marker	Frequency (GHz)	Meter Reading (dBuV)	Det	AF T963 (dB/m)	Amp/Cbl/Fltr/Pad (dB)	Corrected Reading (dBuV/m)	Average Limit (dBuV/m)	Margin (dB)	Peak Limit (dBuV/m)	PK Margin (dB)	Azimuth (Degs)	Height (cm)	Polarity
1	* 2.38999	43.05	Pk	29	-25.5	46.55	-	-	74	-27.45	355	149	H
2	* 2.36921	45.86	Pk	29	-25.5	49.36	-	-	74	-24.64	355	149	H
3	* 2.38999	32.24	RMS	29	-25.5	35.74	54	-18.26	-	-	355	149	H
4	* 2.37055	33.38	RMS	29	-25.5	36.88	54	-17.12	-	-	355	149	H

* - indicates frequency in CFR47 Pt 15 / IC RSS-Restricted Band
Pk - Peak detector
RMS - RMS detection

UL VERIFICATION SERVICES INC.
47173 Benicia Street, Fremont, CA 94538; USA TEL:(510) 319-4000 FAX:(510) 661-0888
This report shall not be reproduced except in full, without the written approval of UL Verification Services Inc.

VERTICAL RESULT

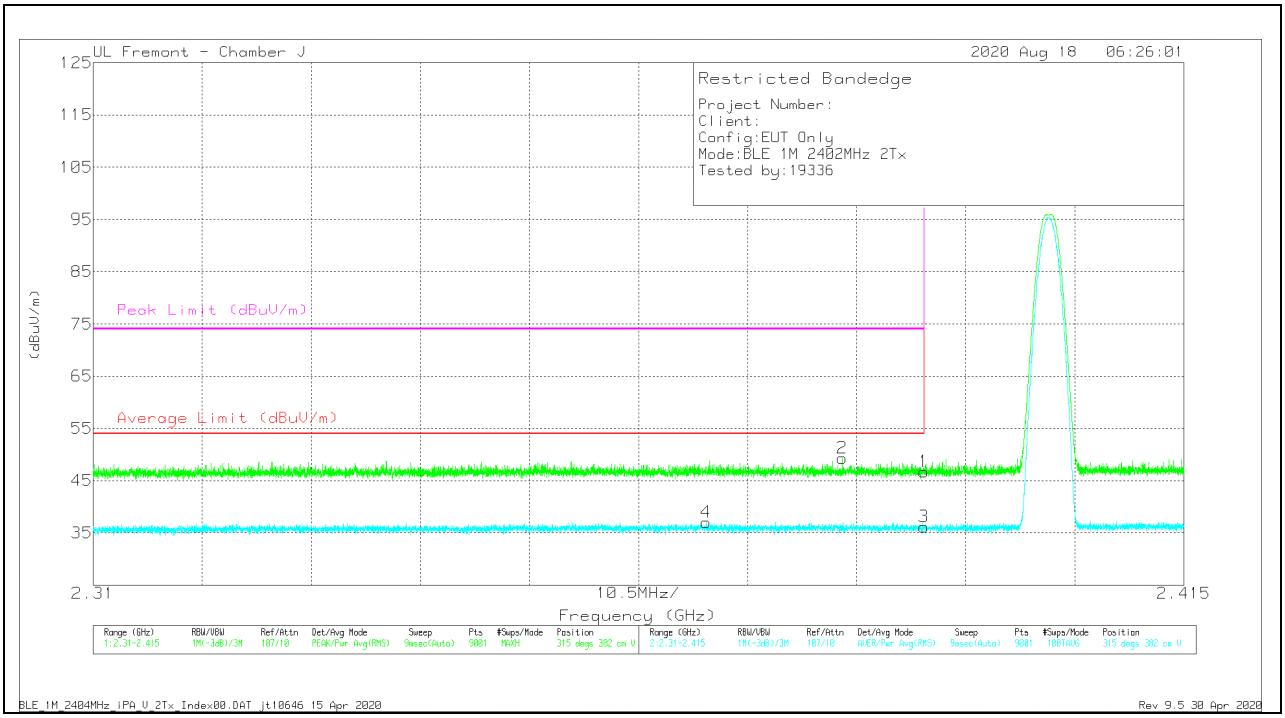

Marker	Frequency (GHz)	Meter Reading (dBuV)	Det	AF T963 (dB/m)	Amp/Cbl/Fltr/Pad (dB)	Corrected Reading (dBuV/m)	Average Limit (dBuV/m)	Margin (dB)	Peak Limit (dBuV/m)	PK Margin (dB)	Azimuth (Degs)	Height (cm)	Polarity
1	* 2.38999	43.21	Pk	29	-25.5	46.71	-	-	74	-27.29	315	382	V
2	* 2.3821	45.77	Pk	29	-25.5	49.27	-	-	74	-24.73	315	382	V
3	* 2.38999	32.66	RMS	29	-25.5	36.16	54	-17.84	-	-	315	382	V
4	* 2.369	33.55	RMS	29	-25.5	37.05	54	-16.95	-	-	315	382	V

* - indicates frequency in CFR47 Pt 15 / IC RSS-Restricted Band
Pk - Peak detector
RMS - RMS detection

UL VERIFICATION SERVICES INC.
47173 Benicia Street, Fremont, CA 94538; USA TEL:(510) 319-4000 FAX:(510) 661-0888
This report shall not be reproduced except in full, without the written approval of UL Verification Services Inc.

BANDEDGE (HIGH CHANNEL)

HORIZONTAL RESULT

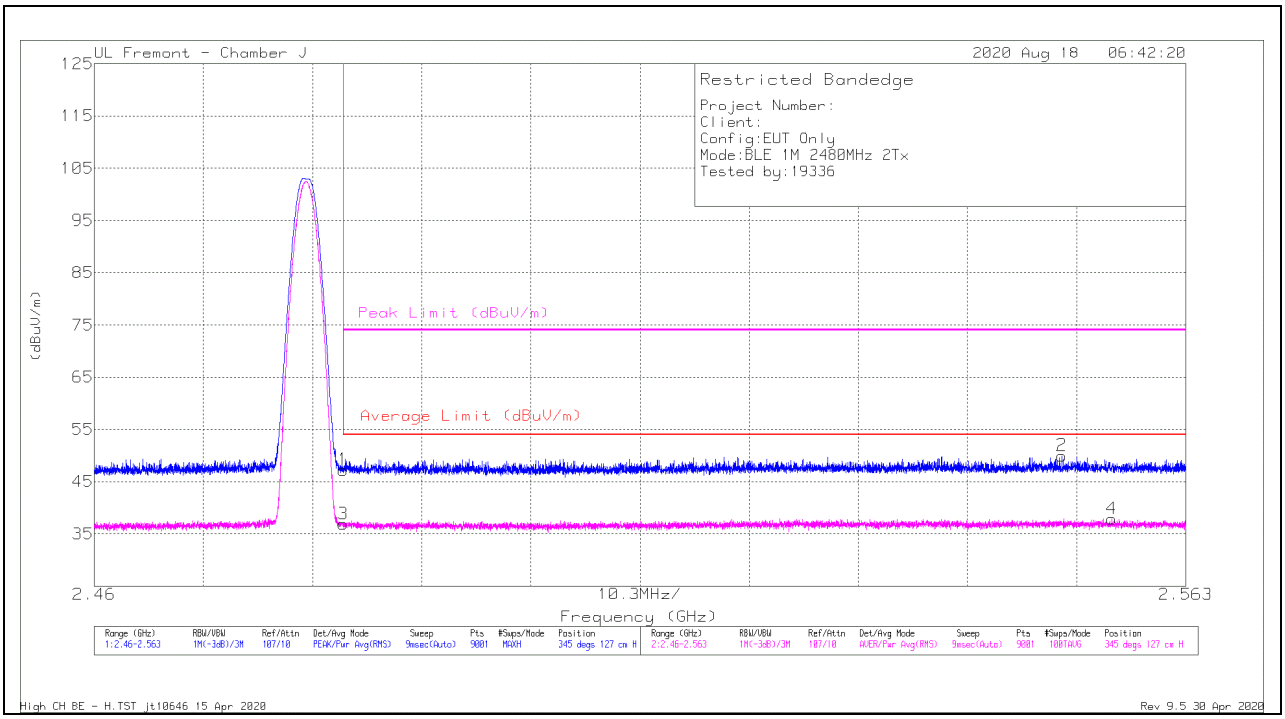

Marker	Frequency (GHz)	Meter Reading (dBuV)	Det	AF T963 (dB/m)	Amp/Cbl/Fltr/Pad (dB)	Corrected Reading (dBuV/m)	Average Limit (dBuV/m)	Margin (dB)	Peak Limit (dBuV/m)	PK Margin (dB)	Azimuth (Degs)	Height (cm)	Polarity
1	* 2.48351	43.25	Pk	29.5	-25.5	47.25	-	-	74	-26.75	345	127	H
2	2.5513	45.48	Pk	29.9	-25.4	49.98	-	-	74	-24.02	345	127	H
3	* 2.48351	32.85	RMS	29.5	-25.5	36.85	54	-17.15	-	-	345	127	H
4	2.556	33.51	RMS	29.8	-25.4	37.91	54	-16.09	-	-	345	127	H

* - indicates frequency in CFR47 Pt 15 / IC RSS-Restricted Band
Pk - Peak detector
RMS - RMS detection

UL VERIFICATION SERVICES INC.
47173 Benicia Street, Fremont, CA 94538; USA TEL:(510) 319-4000 FAX:(510) 661-0888
This report shall not be reproduced except in full, without the written approval of UL Verification Services Inc.

VERTICAL RESULT

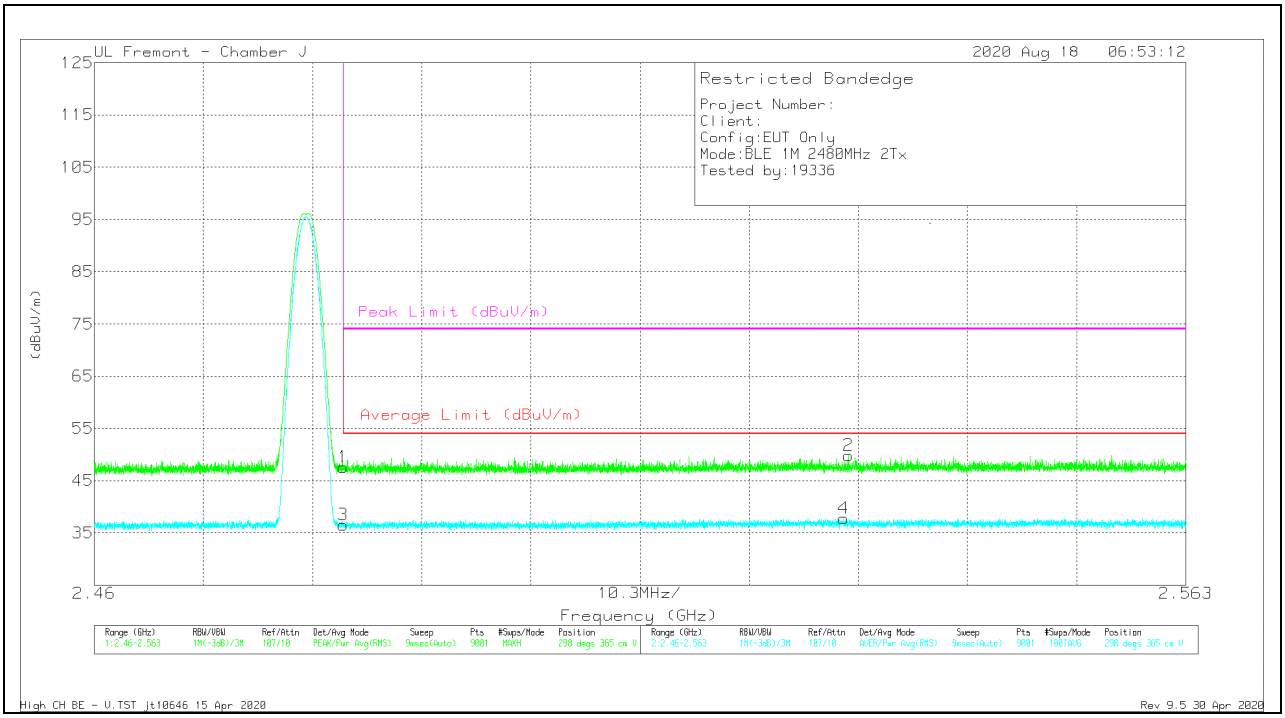

Marker	Frequency (GHz)	Meter Reading (dBuV)	Det	AF T963 (dB/m)	Amp/Cbl/Fltr/Pad (dB)	Corrected Reading (dBuV/m)	Average Limit (dBuV/m)	Margin (dB)	Peak Limit (dBuV/m)	PK Margin (dB)	Azimuth (Degs)	Height (cm)	Polarity
1	* 2.48351	43.6	Pk	29.5	-25.5	47.6	-	-	74	-26.4	298	365	V
2	2.53115	45.34	Pk	29.8	-25.4	49.74	-	-	74	-24.26	298	365	V
3	* 2.48351	32.56	RMS	29.5	-25.5	36.56	54	-17.44	-	-	298	365	V
4	2.53071	33.39	RMS	29.8	-25.4	37.79	54	-16.21	-	-	298	365	V

* - indicates frequency in CFR47 Pt 15 / IC RSS-Restricted Band
Pk - Peak detector
RMS - RMS detection

UL VERIFICATION SERVICES INC.
47173 Benicia Street, Fremont, CA 94538; USA TEL:(510) 319-4000 FAX:(510) 661-0888
This report shall not be reproduced except in full, without the written approval of UL Verification Services Inc.

10.2.7. LOW POWER BLE (2Mbps)

ANT4

BANDEDGE (LOW CHANNEL)

HORIZONTAL RESULT

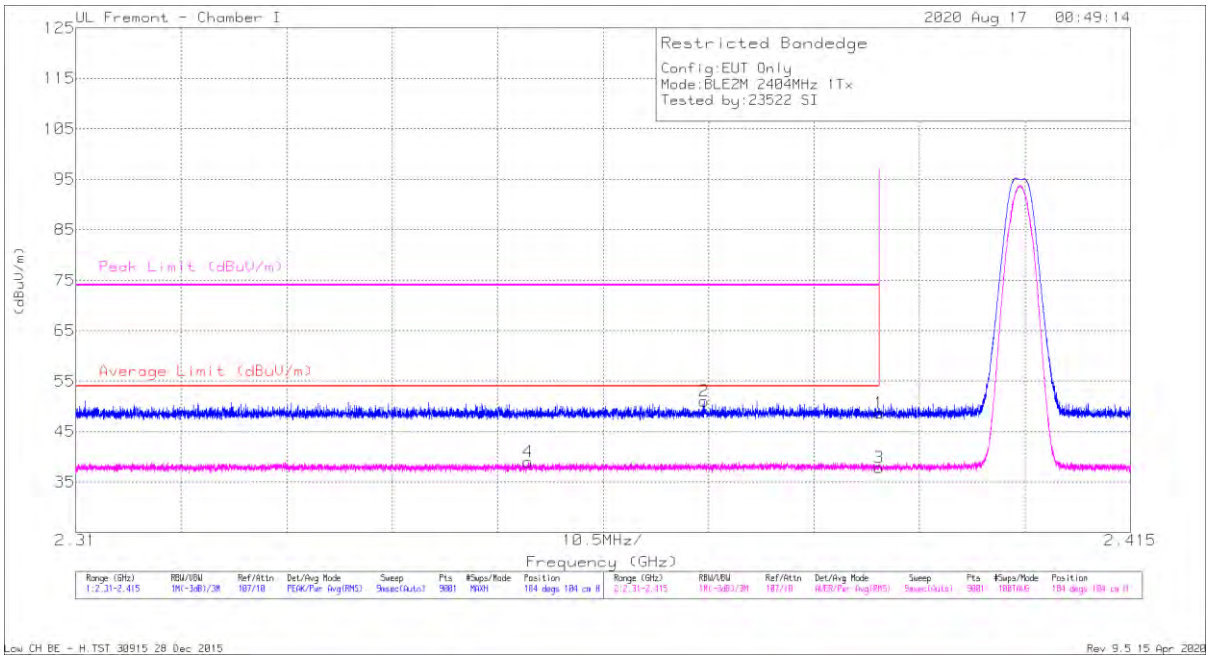

Marker	Frequency (GHz)	Meter Reading (dBuV)	Det	AF T346 (dB/m)	Amp/Cbl/Fltr/Pad (dB)	Corrected Reading (dBuV/m)	Average Limit (dBuV/m)	Margin (dB)	Peak Limit (dBuV/m)	PK Margin (dB)	Azimuth (Degs)	Height (cm)	Polarity
1	* 2.38999	34.03	Pk	32	-17.3	48.73	-	-	74	-25.27	184	104	H
2	* 2.37255	36.39	Pk	31.9	-17.3	50.99	-	-	74	-23.01	184	104	H
3	* 2.38999	23.21	RMS	32	-17.3	37.91	54	-16.09	-	-	184	104	H
4	* 2.35503	24.52	RMS	31.8	-17.3	39.02	54	-14.98	-	-	184	104	H

* - indicates frequency in CFR47 Pt 15 / IC RSS-Restricted Band
Pk - Peak detector
RMS - RMS detection

UL VERIFICATION SERVICES INC.
47173 Benicia Street, Fremont, CA 94538; USA TEL:(510) 319-4000 FAX:(510) 661-0888
This report shall not be reproduced except in full, without the written approval of UL Verification Services Inc.

VERTICAL RESULT

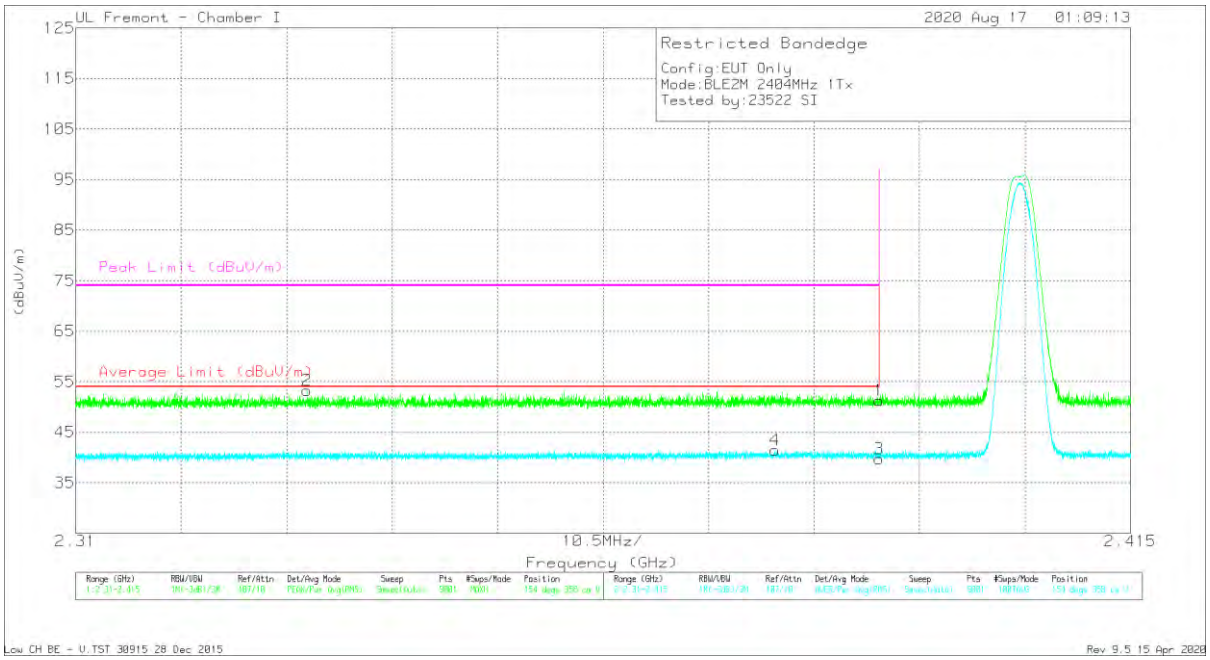

Marker	Frequency (GHz)	Meter Reading (dBuV)	Det	AF T346 (dB/m)	Amp/Cbl/Fltr/Pad (dB)	Corrected Reading (dBuV/m)	Average Limit (dBuV/m)	Margin (dB)	Peak Limit (dBuV/m)	PK Margin (dB)	Azimuth (Degs)	Height (cm)	Polarity
1	* 2.38999	36.54	Pk	32	-17.3	51.24	-	-	74	-22.76	154	358	V
2	* 2.33303	38.68	Pk	31.8	-17.2	53.28	-	-	74	-20.72	154	358	V
3	* 2.38999	25.05	RMS	32	-17.3	39.75	54	-14.25	-	-	154	358	V
4	* 2.37961	26.81	RMS	32	-17.3	41.51	54	-12.49	-	-	154	358	V

* - indicates frequency in CFR47 Pt 15 / IC RSS-Restricted Band
Pk - Peak detector
RMS - RMS detection

UL VERIFICATION SERVICES INC.
47173 Benicia Street, Fremont, CA 94538; USA TEL:(510) 319-4000 FAX:(510) 661-0888
This report shall not be reproduced except in full, without the written approval of UL Verification Services Inc.

BANDEDGE (HIGH CHANNEL)

HORIZONTAL RESULT

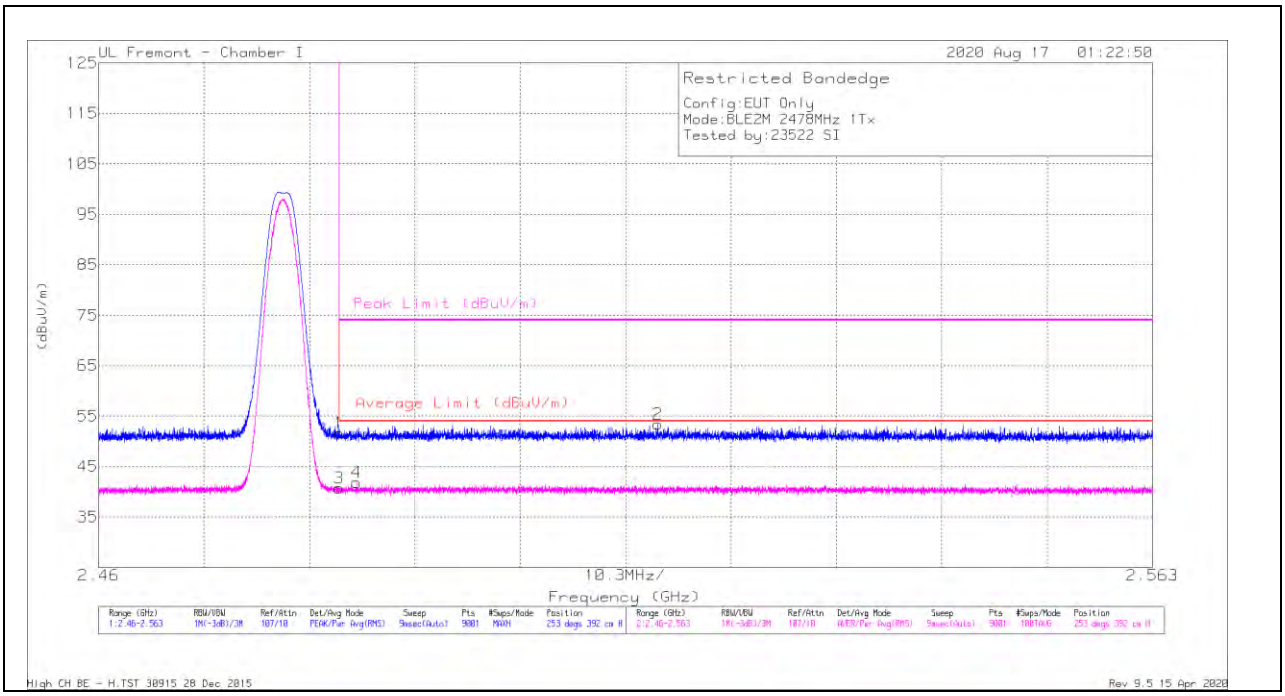

Marker	Frequency (GHz)	Meter Reading (dBuV)	Det	AF T346 (dB/m)	Amp/Cbl/Fltr/Pad (dB)	Corrected Reading (dBuV/m)	Average Limit (dBuV/m)	Margin (dB)	Peak Limit (dBuV/m)	PK Margin (dB)	Azimuth (Degs)	Height (cm)	Polarity
1	* 2.48351	36.98	Pk	32.4	-17.7	51.68	-	-	74	-22.32	253	392	H
2	2.51462	38.67	Pk	32.5	-17.8	53.37	-	-	74	-20.63	253	392	H
3	* 2.48351	26.04	RMS	32.4	-17.7	40.74	54	-13.26	-	-	253	392	H
4	* 2.48522	27.07	RMS	32.5	-17.7	41.87	54	-12.13	-	-	253	392	H

* - indicates frequency in CFR47 Pt 15 / IC RSS-Restricted Band
Pk - Peak detector
RMS - RMS detection

UL VERIFICATION SERVICES INC.
47173 Benicia Street, Fremont, CA 94538; USA TEL:(510) 319-4000 FAX:(510) 661-0888
This report shall not be reproduced except in full, without the written approval of UL Verification Services Inc.

VERTICAL RESULT

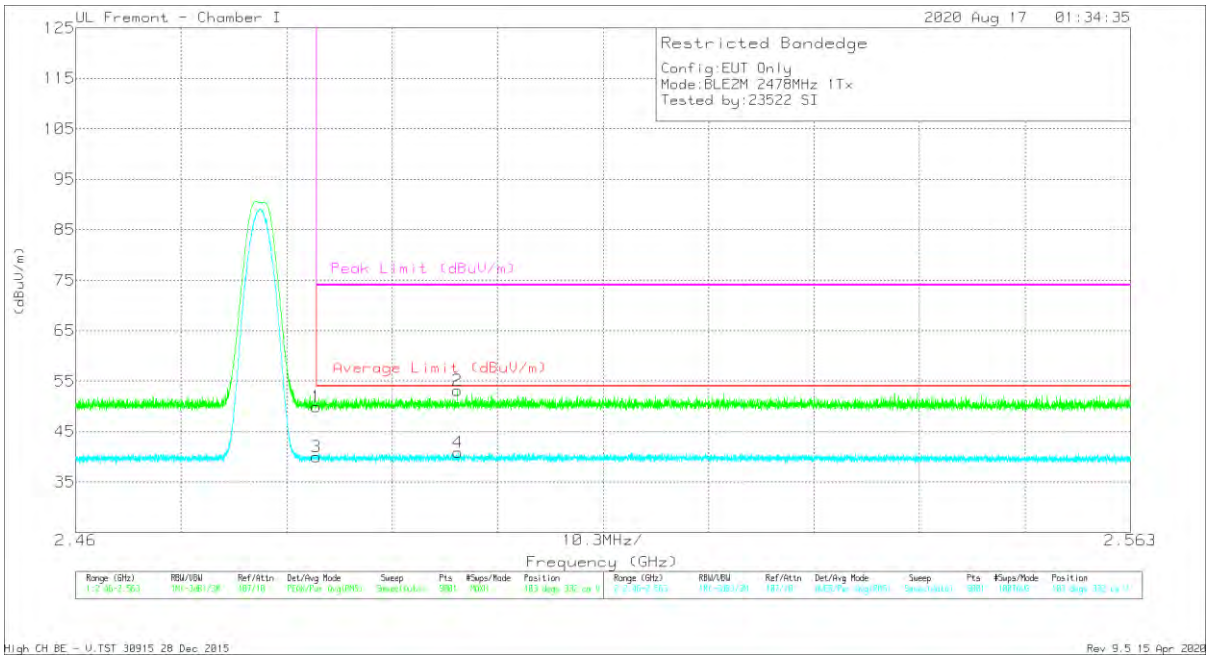

Marker	Frequency (GHz)	Meter Reading (dBuV)	Det	AF T346 (dB/m)	Amp/Cbl/Fltr/Pad (dB)	Corrected Reading (dBuV/m)	Average Limit (dBuV/m)	Margin (dB)	Peak Limit (dBuV/m)	PK Margin (dB)	Azimuth (Degs)	Height (cm)	Polarity
1	* 2.48351	35.23	Pk	32.4	-17.7	49.93	-	-	74	-24.07	103	332	V
2	* 2.49727	38.47	Pk	32.5	-17.8	53.17	-	-	74	-20.83	103	332	V
3	* 2.48351	25.24	RMS	32.4	-17.7	39.94	54	-14.06	-	-	103	332	V
4	* 2.49732	26.14	RMS	32.5	-17.8	40.84	54	-13.16	-	-	103	332	V

* - indicates frequency in CFR47 Pt 15 / IC RSS-Restricted Band
Pk - Peak detector
RMS - RMS detection

UL VERIFICATION SERVICES INC.
47173 Benicia Street, Fremont, CA 94538; USA TEL:(510) 319-4000 FAX:(510) 661-0888
This report shall not be reproduced except in full, without the written approval of UL Verification Services Inc.

ANT3

BANDEDGE (LOW CHANNEL)

HORIZONTAL RESULT

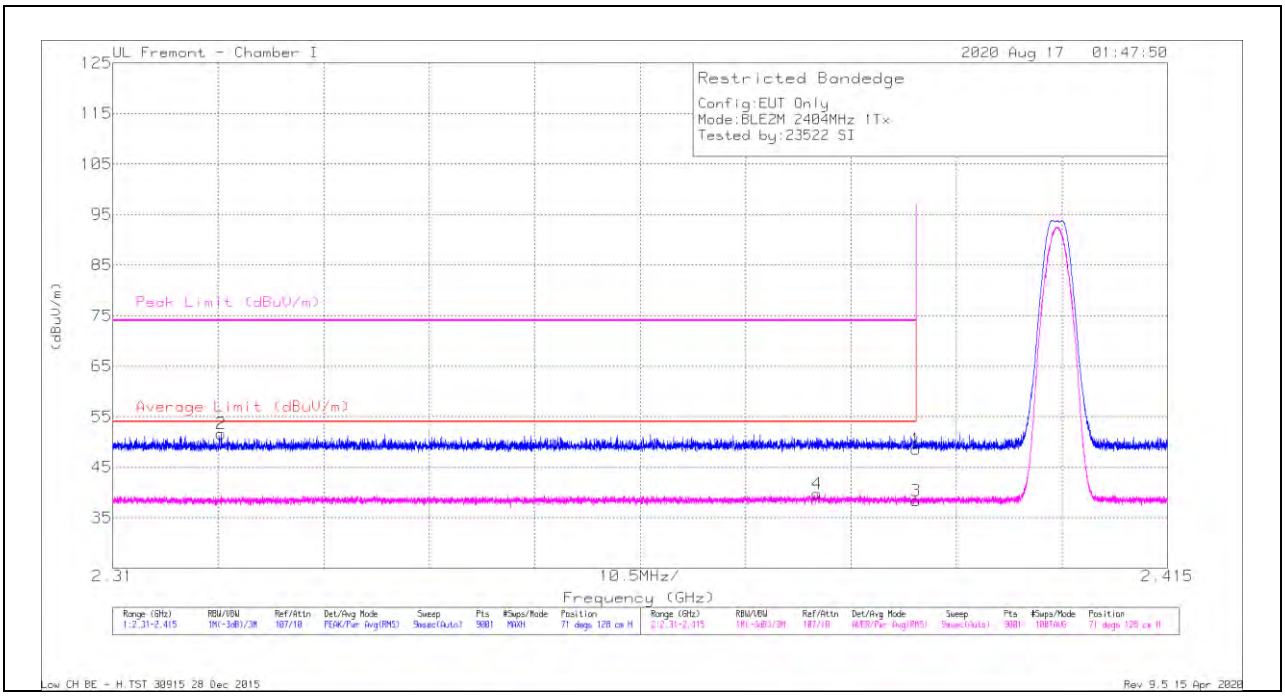

Marker	Frequency (GHz)	Meter Reading (dBuV)	Det	AF T346 (dB/m)	Amp/Cbl/Fltr/Pad (dB)	Corrected Reading (dBuV/m)	Average Limit (dBuV/m)	Margin (dB)	Peak Limit (dBuV/m)	PK Margin (dB)	Azimuth (Degs)	Height (cm)	Polarity
1	* 2.38999	33.91	Pk	32	-17.3	48.61	-	-	74	-25.39	71	128	H
2	* 2.32077	37.11	Pk	31.7	-17.2	51.61	-	-	74	-22.39	71	128	H
3	* 2.38999	23.68	RMS	32	-17.3	38.38	54	-15.62	-	-	71	128	H
4	* 2.38012	25	RMS	32	-17.3	39.7	54	-14.3	-	-	71	128	H

* - indicates frequency in CFR47 Pt 15 / IC RSS-Restricted Band
Pk - Peak detector
RMS - RMS detection

UL VERIFICATION SERVICES INC.
47173 Benicia Street, Fremont, CA 94538; USA TEL:(510) 319-4000 FAX:(510) 661-0888
This report shall not be reproduced except in full, without the written approval of UL Verification Services Inc.

VERTICAL RESULT

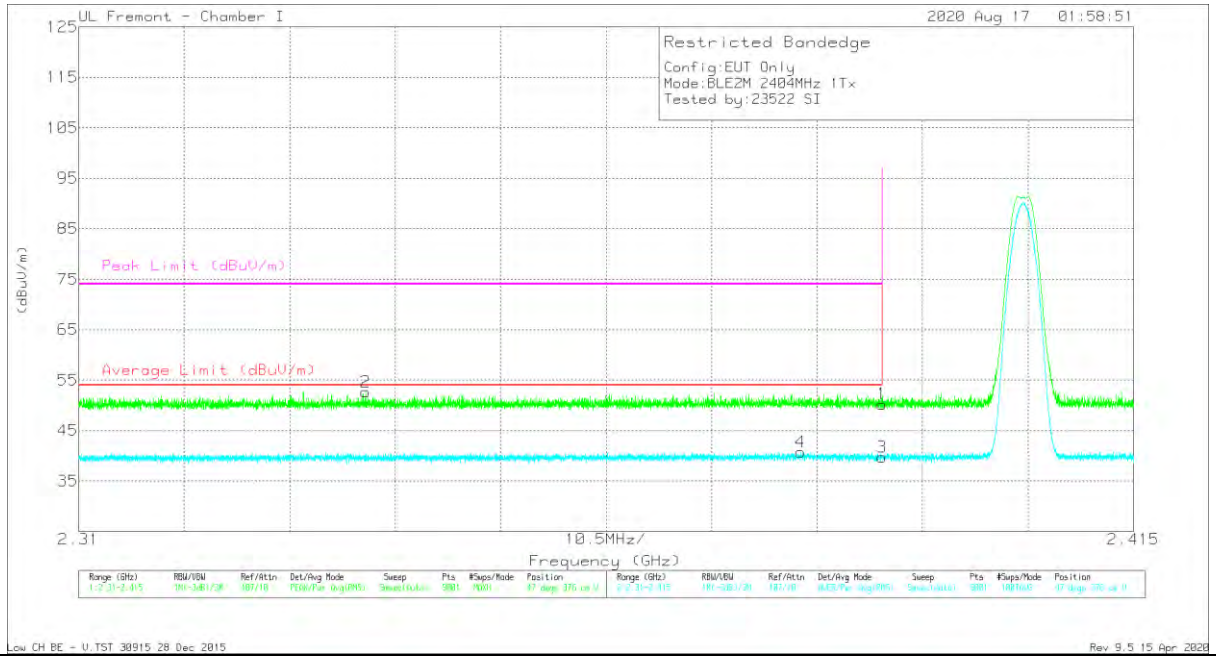

Marker	Frequency (GHz)	Meter Reading (dBuV)	Det	AF T346 (dB/m)	Amp/Cbl/Fltr/Pad (dB)	Corrected Reading (dBuV/m)	Average Limit (dBuV/m)	Margin (dB)	Peak Limit (dBuV/m)	PK Margin (dB)	Azimuth (Degs)	Height (cm)	Polarity
1	* 2.38999	35.53	Pk	32	-17.3	50.23	-	-	74	-23.77	47	376	V
2	* 2.33855	38.1	Pk	31.8	-17.2	52.7	-	-	74	-21.3	47	376	V
3	* 2.38999	24.99	RMS	32	-17.3	39.69	54	-14.31	-	-	47	376	V
4	* 2.38187	26.06	RMS	32	-17.3	40.76	54	-13.24	-	-	47	376	V

* - indicates frequency in CFR47 Pt 15 / IC RSS-Restricted Band
Pk - Peak detector
RMS - RMS detection

UL VERIFICATION SERVICES INC.
47173 Benicia Street, Fremont, CA 94538; USA TEL:(510) 319-4000 FAX:(510) 661-0888
This report shall not be reproduced except in full, without the written approval of UL Verification Services Inc.

BANDEDGE (HIGH CHANNEL)

HORIZONTAL RESULT

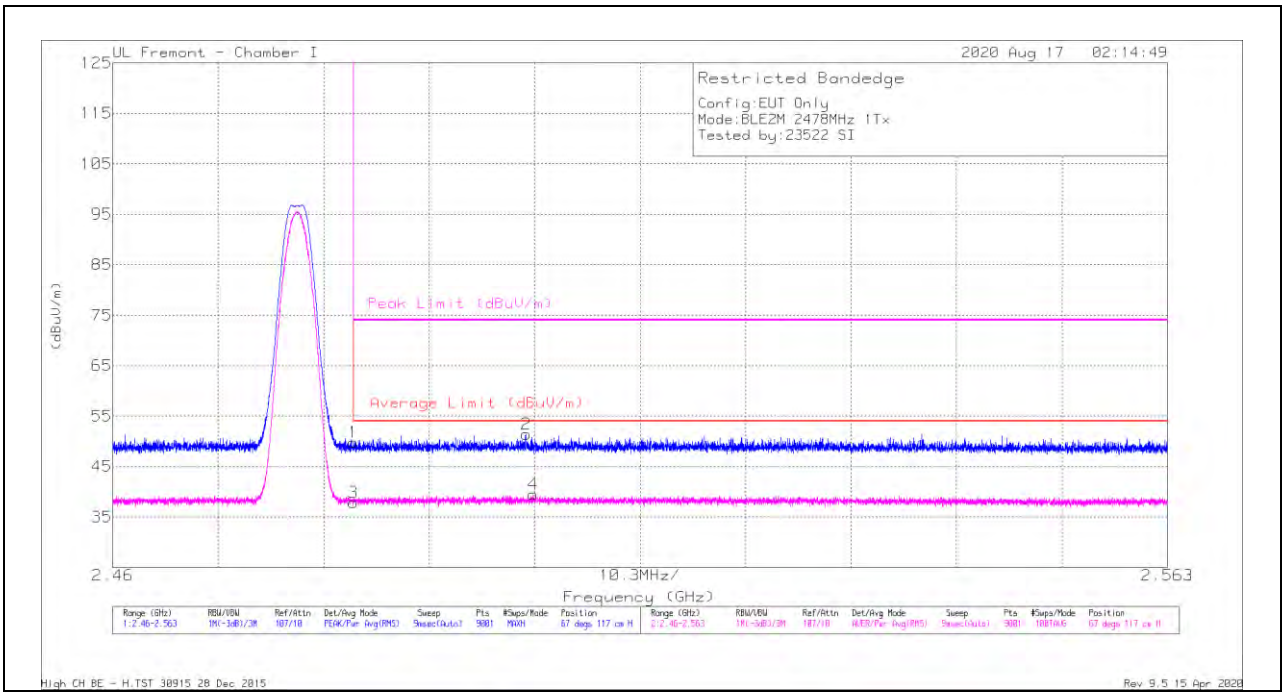

Marker	Frequency (GHz)	Meter Reading (dBuV)	Det	AF T346 (dB/m)	Amp/Cbl/Fltr/Pad (dB)	Corrected Reading (dBuV/m)	Average Limit (dBuV/m)	Margin (dB)	Peak Limit (dBuV/m)	PK Margin (dB)	Azimuth (Degs)	Height (cm)	Polarity
1	* 2.48351	35.09	Pk	32.4	-17.7	49.79	-	-	74	-24.21	67	117	H
2	2.50039	36.73	Pk	32.5	-17.8	51.43	-	-	74	-22.57	67	117	H
3	* 2.48351	23.12	RMS	32.4	-17.7	37.82	54	-16.18	-	-	67	117	H
4	2.50108	24.81	RMS	32.5	-17.8	39.51	54	-14.49	-	-	67	117	H

* - indicates frequency in CFR47 Pt 15 / IC RSS-Restricted Band
Pk - Peak detector
RMS - RMS detection

UL VERIFICATION SERVICES INC.
47173 Benicia Street, Fremont, CA 94538; USA TEL:(510) 319-4000 FAX:(510) 661-0888
This report shall not be reproduced except in full, without the written approval of UL Verification Services Inc.

VERTICAL RESULT

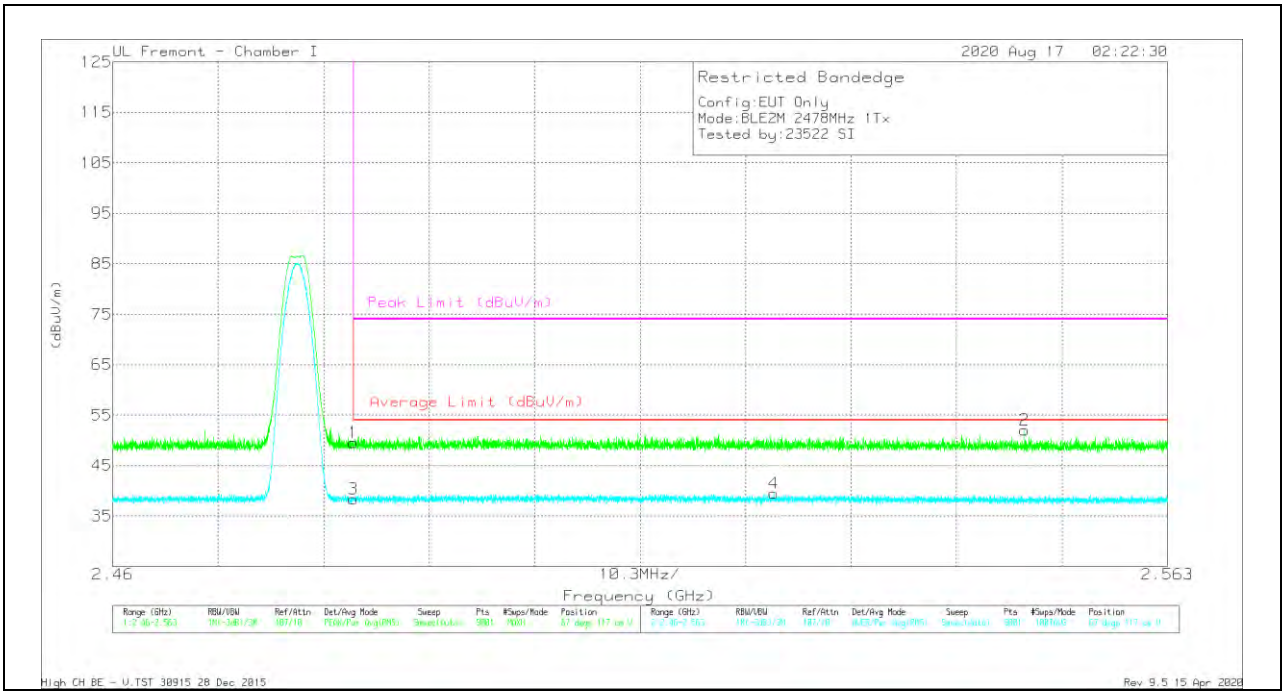

Marker	Frequency (GHz)	Meter Reading (dBuV)	Det	AF T346 (dB/m)	Amp/Cbl/Fltr/Pad (dB)	Corrected Reading (dBuV/m)	Average Limit (dBuV/m)	Margin (dB)	Peak Limit (dBuV/m)	PK Margin (dB)	Azimuth (Degs)	Height (cm)	Polarity
1	* 2.48351	34.83	Pk	32.4	-17.7	49.53	-	-	74	-24.47	67	117	V
2	2.54907	37.51	Pk	32.3	-17.8	52.01	-	-	74	-21.99	67	117	V
3	* 2.48351	23.7	RMS	32.4	-17.7	38.4	54	-15.6	-	-	67	117	V
4	2.52458	24.92	RMS	32.4	-17.8	39.52	54	-14.48	-	-	67	117	V

* - indicates frequency in CFR47 Pt 15 / IC RSS-Restricted Band
Pk - Peak detector
RMS - RMS detection

UL VERIFICATION SERVICES INC.
47173 Benicia Street, Fremont, CA 94538; USA TEL:(510) 319-4000 FAX:(510) 661-0888
This report shall not be reproduced except in full, without the written approval of UL Verification Services Inc.

10.2.8. LOW POWER BLE TXBF (2Mbps)

BANDEDGE (LOW CHANNEL)

HORIZONTAL RESULT

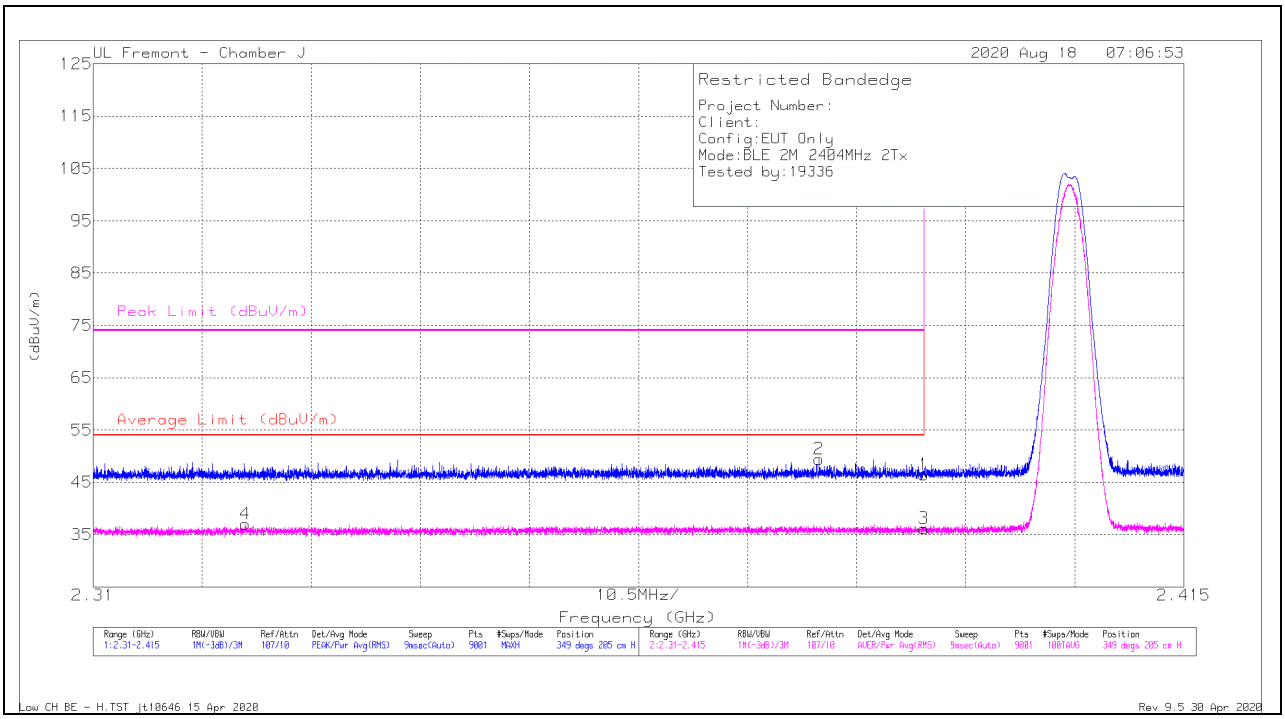

Marker	Frequency (GHz)	Meter Reading (dBuV)	Det	AF T963 (dB/m)	Amp/Cbl/Fltr/Pad (dB)	Corrected Reading (dBuV/m)	Average Limit (dBuV/m)	Margin (dB)	Peak Limit (dBuV/m)	PK Margin (dB)	Azimuth (Degs)	Height (cm)	Polarity
1	* 2.38999	42.89	Pk	29	-25.5	46.39	-	-	74	-27.61	349	205	H
2	* 2.37986	45.94	Pk	29	-25.5	49.44	-	-	74	-24.56	349	205	H
3	* 2.38999	32.61	RMS	29	-25.5	36.11	54	-17.89	-	-	349	205	H
4	* 2.32468	33.82	RMS	28.8	-25.6	37.02	54	-16.98	-	-	349	205	H

* - indicates frequency in CFR47 Pt 15 / IC RSS-Restricted Band
Pk - Peak detector
RMS - RMS detection

UL VERIFICATION SERVICES INC.
47173 Benicia Street, Fremont, CA 94538; USA TEL:(510) 319-4000 FAX:(510) 661-0888
This report shall not be reproduced except in full, without the written approval of UL Verification Services Inc.

VERTICAL RESULT

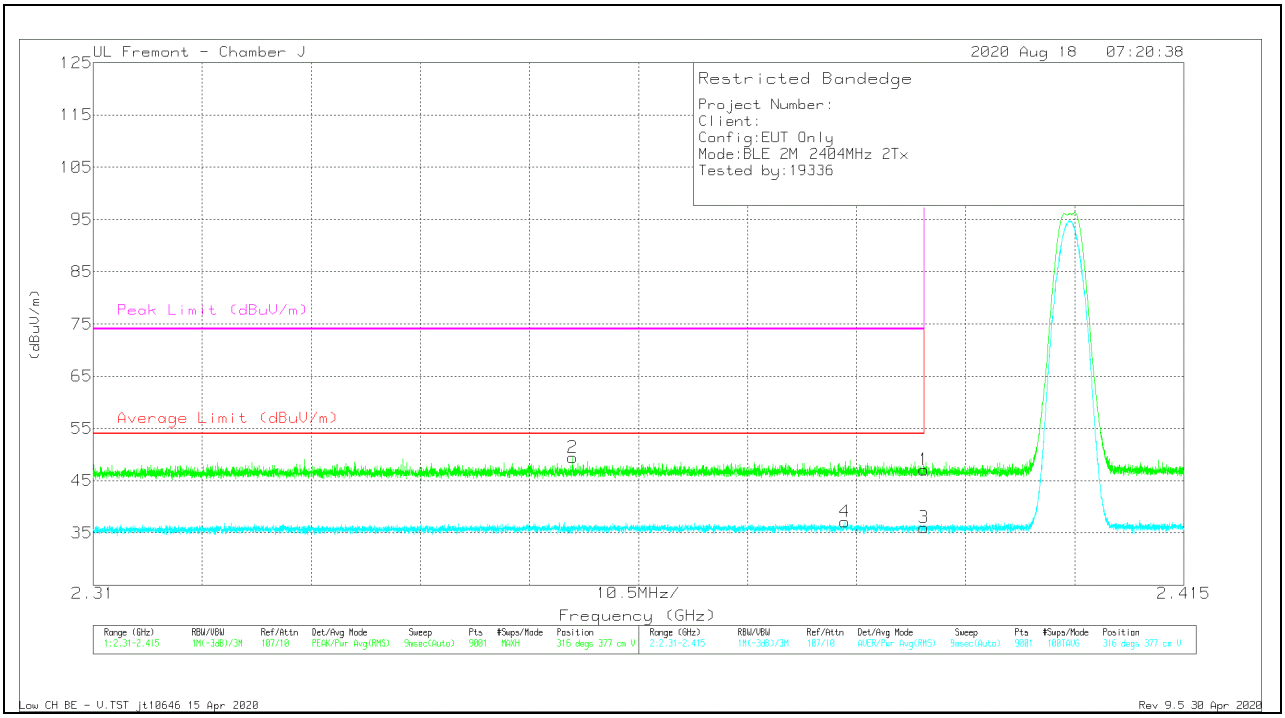

Marker	Frequency (GHz)	Meter Reading (dBuV)	Det	AF T963 (dB/m)	Amp/Cbl/Fltr/Pad (dB)	Corrected Reading (dBuV/m)	Average Limit (dBuV/m)	Margin (dB)	Peak Limit (dBuV/m)	PK Margin (dB)	Azimuth (Degs)	Height (cm)	Polarity
1	* 2.38999	43.53	Pk	29	-25.5	47.03	-	-	74	-26.97	316	377	V
2	* 2.35619	46.06	Pk	29	-25.6	49.46	-	-	74	-24.54	316	377	V
3	* 2.38999	32.56	RMS	29	-25.5	36.06	54	-17.94	-	-	316	377	V
4	* 2.38237	33.65	RMS	29	-25.5	37.15	54	-16.85	-	-	316	377	V

* - indicates frequency in CFR47 Pt 15 / IC RSS-Restricted Band
Pk - Peak detector
RMS - RMS detection

UL VERIFICATION SERVICES INC.
47173 Benicia Street, Fremont, CA 94538; USA TEL:(510) 319-4000 FAX:(510) 661-0888
This report shall not be reproduced except in full, without the written approval of UL Verification Services Inc.

BANDEDGE (HIGH CHANNEL)

HORIZONTAL RESULT

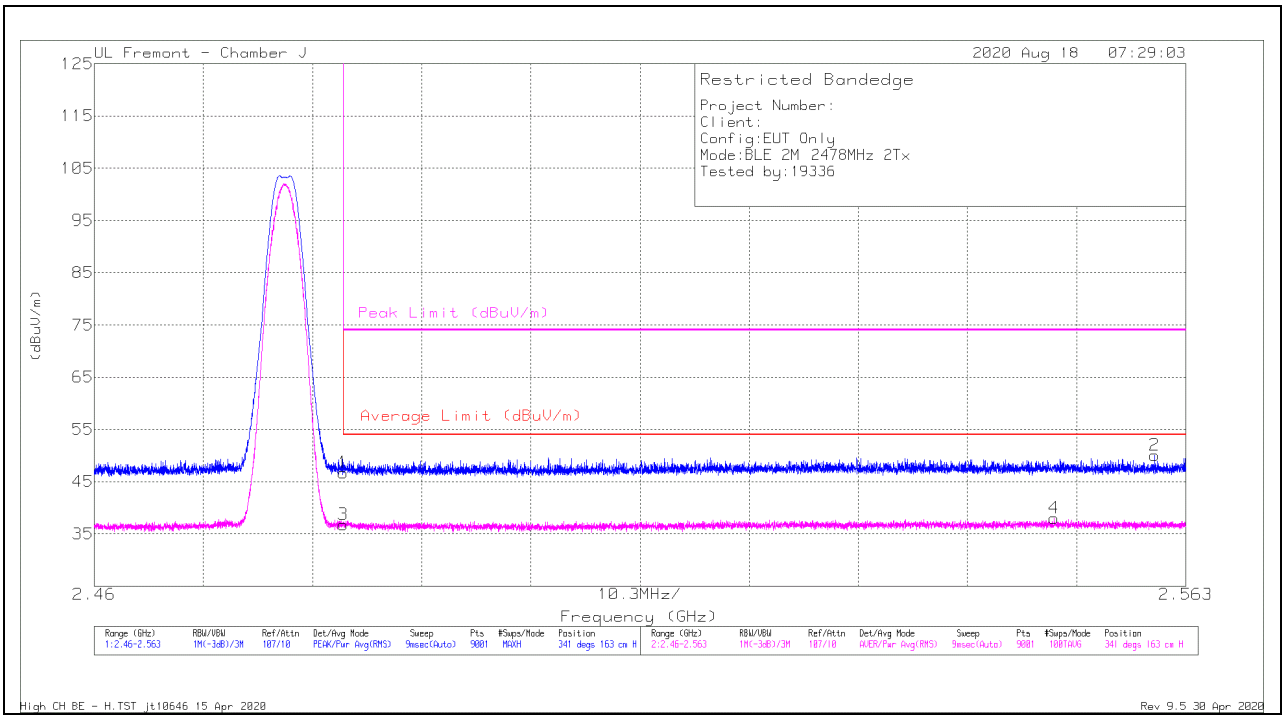

Marker	Frequency (GHz)	Meter Reading (dBuV)	Det	AF T963 (dB/m)	Amp/Cbl/Fltr/Pa d (dB)	Corrected Reading (dBuV/m)	Average Limit (dBuV/m)	Margin (dB)	Peak Limit (dBuV/m)	PK Margin (dB)	Azimuth (Degs)	Height (cm)	Polarity
1	* 2.48351	42.74	Pk	29.5	-25.5	46.74	-	-	74	-27.26	341	163	H
2	2.56005	45.65	Pk	29.8	-25.4	50.05	-	-	74	-23.95	341	163	H
3	* 2.48351	32.72	RMS	29.5	-25.5	36.72	54	-17.28	-	-	341	163	H
4	2.55058	33.45	RMS	29.9	-25.4	37.95	54	-16.05	-	-	341	163	H

* - indicates frequency in CFR47 Pt 15 / IC RSS-Restricted Band
Pk - Peak detector
RMS - RMS detection

UL VERIFICATION SERVICES INC.
47173 Benicia Street, Fremont, CA 94538; USA TEL:(510) 319-4000 FAX:(510) 661-0888
This report shall not be reproduced except in full, without the written approval of UL Verification Services Inc.

VERTICAL RESULT

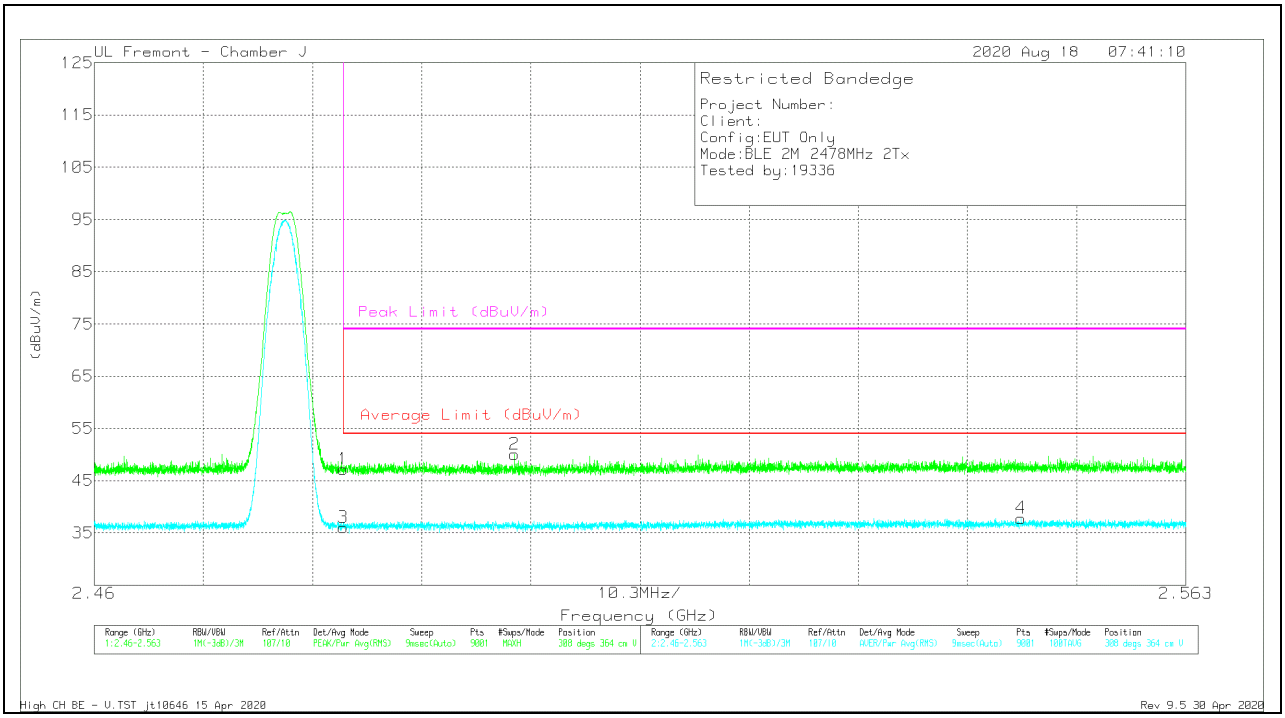

Marker	Frequency (GHz)	Meter Reading (dBuV)	Det	AF T963 (dB/m)	Amp/Cbl/Fltr/Pad (dB)	Corrected Reading (dBuV/m)	Average Limit (dBuV/m)	Margin (dB)	Peak Limit (dBuV/m)	PK Margin (dB)	Azimuth (Degs)	Height (cm)	Polarity
1	* 2.48351	43.17	Pk	29.5	-25.5	47.17	-	-	74	-26.83	308	364	V
2	* 2.49968	46.03	Pk	29.5	-25.5	50.03	-	-	74	-23.97	308	364	V
3	* 2.48351	32.05	RMS	29.5	-25.5	36.05	54	-17.95	-	-	308	364	V
4	2.54746	33.31	RMS	29.9	-25.4	37.81	54	-16.19	-	-	308	364	V

* - indicates frequency in CFR47 Pt 15 / IC RSS-Restricted Band
Pk - Peak detector
RMS - RMS detection

UL VERIFICATION SERVICES INC.
47173 Benicia Street, Fremont, CA 94538; USA TEL:(510) 319-4000 FAX:(510) 661-0888
This report shall not be reproduced except in full, without the written approval of UL Verification Services Inc.

10.2.9. HIGH POWER HARMONICS AND SPURIOUS EMISSIONS TXBF BLE (1Mbps)

LOW CHANNEL RESULTS

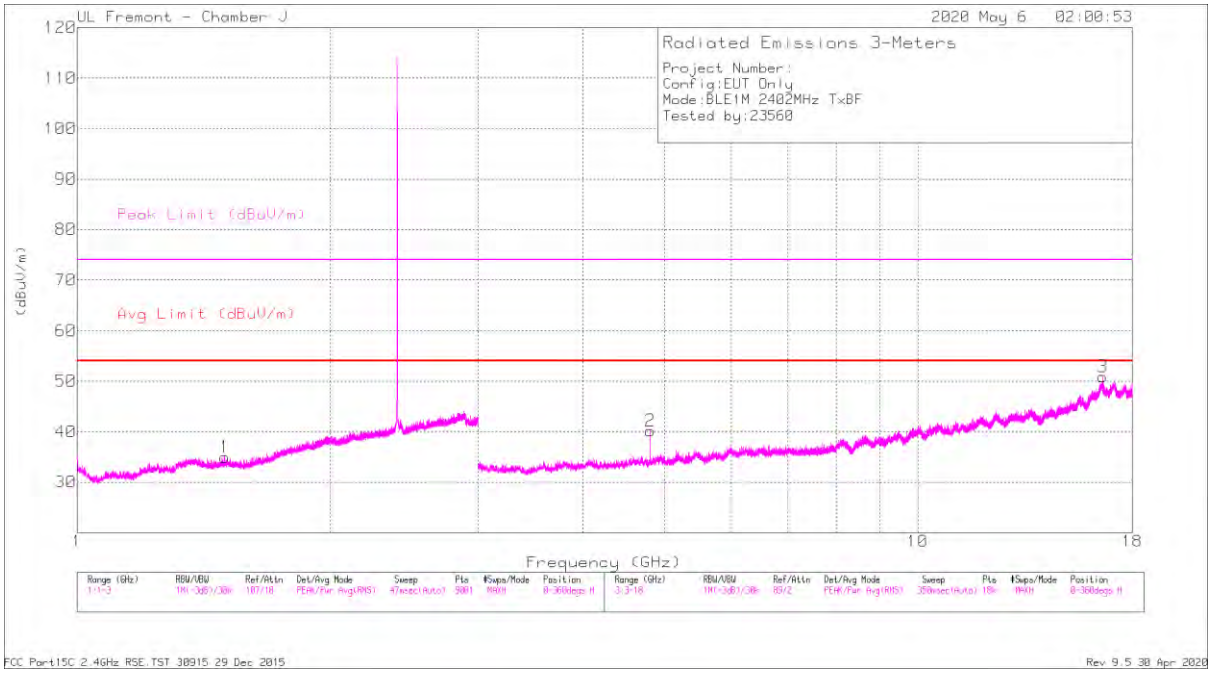

HORIZONTAL

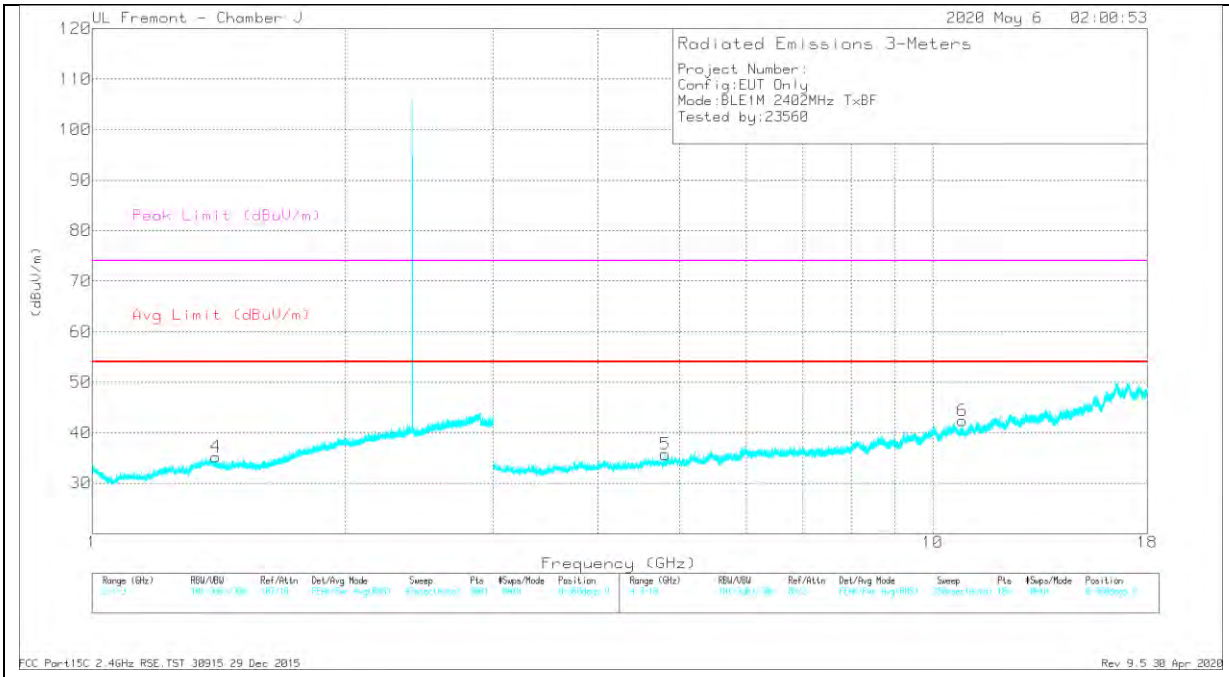

VERTICAL

UL VERIFICATION SERVICES INC.
47173 Benicia Street, Fremont, CA 94538; USA TEL:(510) 319-4000 FAX:(510) 661-0888

This report shall not be reproduced except in full, without the written approval of UL Verification Services Inc.

RADIATED EMISSIONS

Marker	Frequency (GHz)	Meter Reading (dBuV)	Det	AF T344 (dB/m)	Amp/Cbl/Fltr/Pad (dB)	Corrected Reading (dBuV/m)	Avg Limit (dBuV/m)	Margin (dB)	Peak Limit (dBuV/m)	PK Margin (dB)	Azimuth (Degs)	Height (cm)	Polarity
1	* 1.49853	30.23	PK2	28.1	-17.2	41.13	-	-	74	-32.87	12	116	H
	* 1.49948	19.07	MAv1	28.1	-17.2	29.97	54	-24.03	-	-	12	116	H
4	* 1.40472	30.46	PK2	28.6	-17.3	41.76	-	-	74	-32.24	117	149	V
	* 1.40442	19.28	MAv1	28.6	-17.3	30.58	54	-23.42	-	-	117	149	V
2	* 4.80346	41.45	PK2	34.2	-30.8	44.85	-	-	74	-29.15	29	107	H
	* 4.80347	32.69	MAv1	34.2	-30.8	36.09	54	-17.91	-	-	29	107	H
3	16.59944	32.16	PK2	42.2	-18.7	55.66	-	-	-	-	104	115	H
5	* 4.8019	39.98	PK2	34.2	-30.8	43.38	-	-	74	-30.62	308	271	V
	* 4.80323	29.89	MAv1	34.2	-30.8	33.29	54	-20.71	-	-	308	271	V
6	* 10.8447	33.11	PK2	38	-22.7	48.41	-	-	74	-25.59	71	214	V
	* 10.84098	23.01	MAv1	38	-22.8	38.21	54	-15.79	-	-	71	214	V

* - indicates frequency in CFR47 Pt 15 / IC RSS-Restricted Band
PK2 - KDB558074 Method: Maximum Peak
MAv1 - KDB558074 Option 1 Maximum RMS Average

FCC Part15C 2.4GHz RSE.TST 30915 29 Dec 2015
Rev 9.5 30 Apr 2020

UL VERIFICATION SERVICES INC.
47173 Benicia Street, Fremont, CA 94538; USA TEL:(510) 319-4000 FAX:(510) 661-0888
This report shall not be reproduced except in full, without the written approval of UL Verification Services Inc.

MID CHANNEL RESULTS

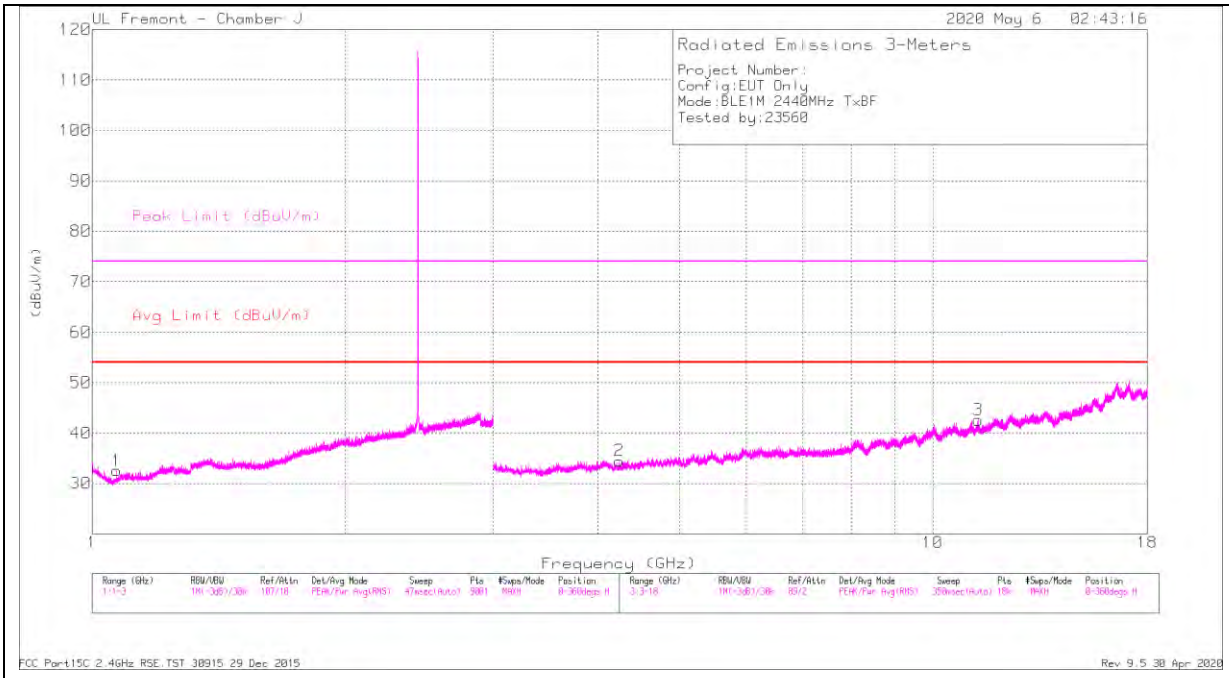

HORIZONTAL

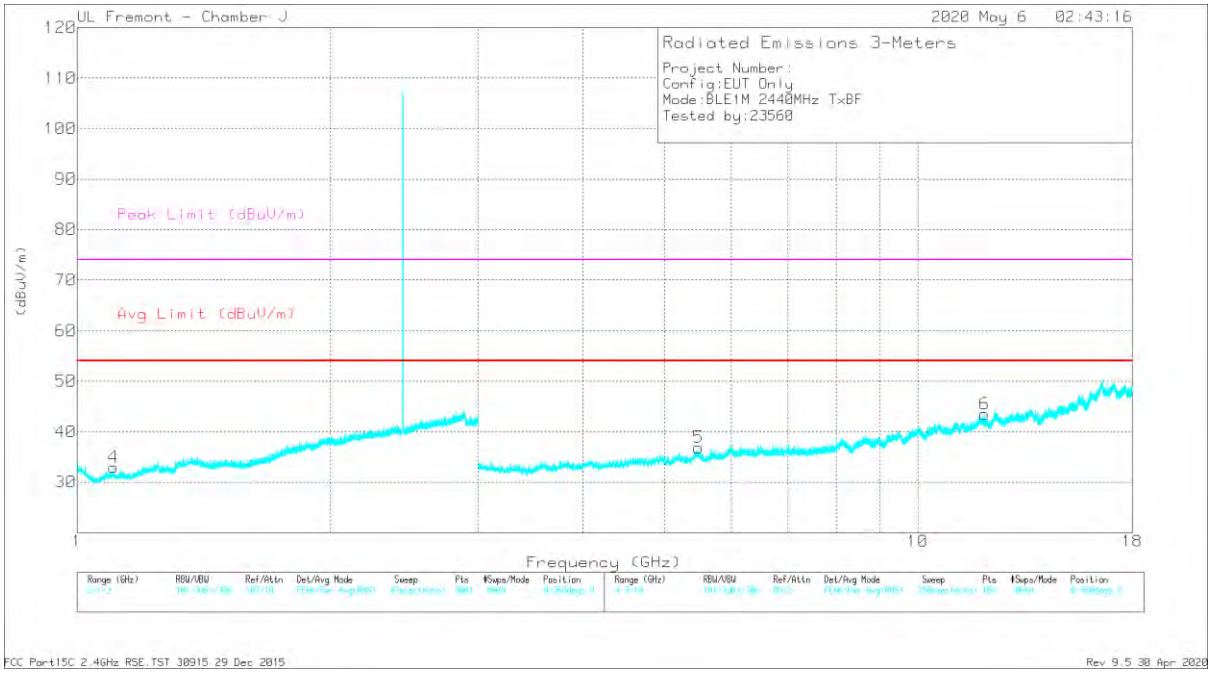

VERTICAL

UL VERIFICATION SERVICES INC.
47173 Benicia Street, Fremont, CA 94538; USA TEL:(510) 319-4000 FAX:(510) 661-0888

This report shall not be reproduced except in full, without the written approval of UL Verification Services Inc.

RADIATED EMISSIONS

Marker	Frequency (GHz)	Meter Reading (dBuV)	Det	AF T344 (dB/m)	Amp/Cbl/Fltr/Pad (dB)	Corrected Reading (dBuV/m)	Avg Limit (dBuV/m)	Margin (dB)	Peak Limit (dBuV/m)	PK Margin (dB)	Azimuth (Degs)	Height (cm)	Polarity
1	* 1.06958	29.73	PK2	27	-18.5	38.23	-	-	74	-35.77	115	101	H
	* 1.06756	19.09	MAv1	27	-18.5	27.59	54	-26.41	-	-	115	101	H
4	* 1.10311	29.11	PK2	27.4	-18.3	38.21	-	-	74	-35.79	198	112	V
	* 1.10361	19.17	MAv1	27.4	-18.3	28.27	54	-25.73	-	-	198	112	V
2	* 4.23818	39.72	PK2	33.5	-31.4	41.82	-	-	74	-32.18	145	192	H
	* 4.23797	29.09	MAv1	33.5	-31.4	31.19	54	-22.81	-	-	145	192	H
3	* 11.32913	34.25	PK2	38	-22.4	49.85	-	-	74	-24.15	341	132	H
	* 11.32748	23.74	MAv1	38	-22.4	39.34	54	-14.66	-	-	341	132	H
5	5.48714	38.14	PK2	34.6	-28.8	43.94	-	-	-	-	163	336	V
6	* 12.01574	33.59	PK2	38.7	-22	50.29	-	-	74	-23.71	133	304	V
	* 12.01521	23.19	MAv1	38.7	-22	39.89	54	-14.11	-	-	133	304	V

* - indicates frequency in CFR47 Pt 15 / IC RSS-Restricted Band
PK2 - KDB558074 Method: Maximum Peak
MAv1 - KDB558074 Option 1 Maximum RMS Average

FCC Part15C 2.4GHz RSE.TST 30915 29 Dec 2015
Rev 9.5 30 Apr 2020

UL VERIFICATION SERVICES INC.
47173 Benicia Street, Fremont, CA 94538; USA TEL:(510) 319-4000 FAX:(510) 661-0888
This report shall not be reproduced except in full, without the written approval of UL Verification Services Inc.

HIGH CHANNEL RESULTS

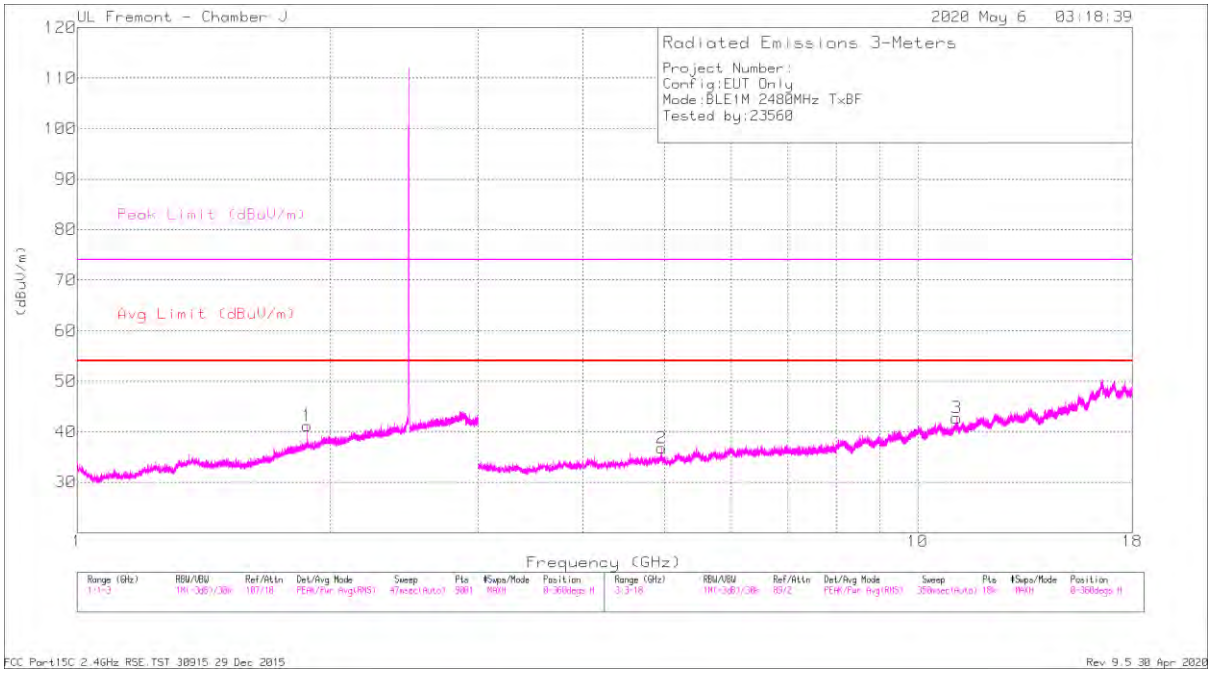

HORIZONTAL

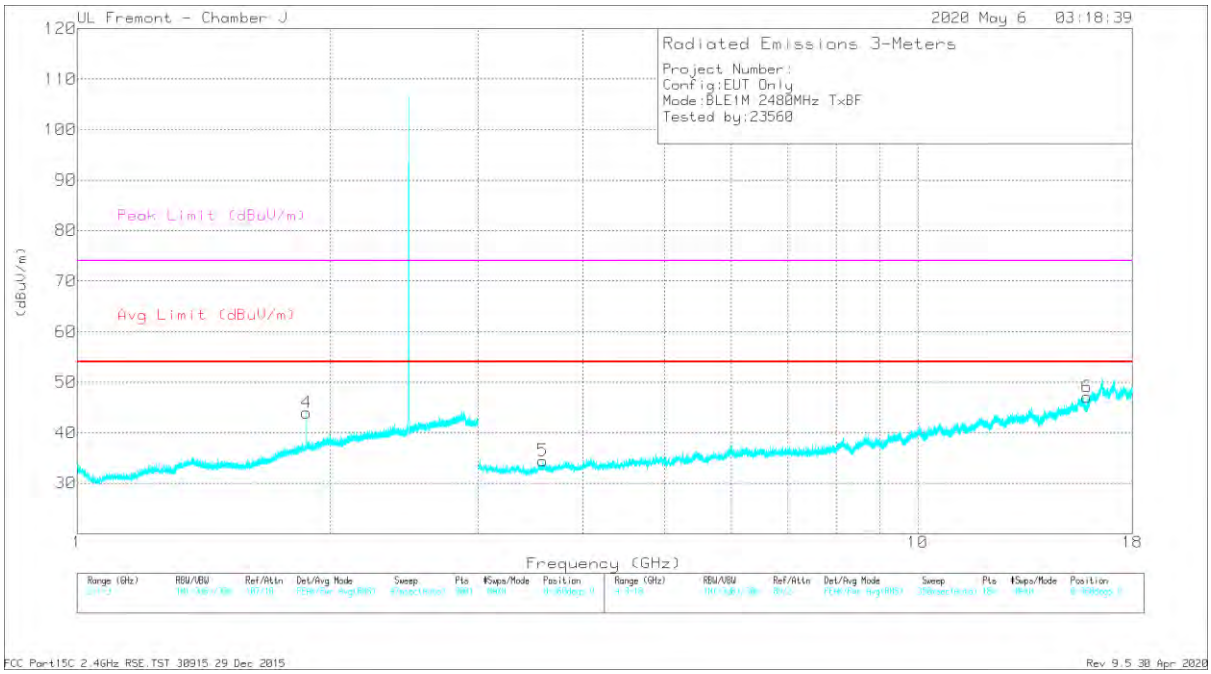

VERTICAL

UL VERIFICATION SERVICES INC.
47173 Benicia Street, Fremont, CA 94538; USA TEL:(510) 319-4000 FAX:(510) 661-0888

This report shall not be reproduced except in full, without the written approval of UL Verification Services Inc.

RADIATED EMISSIONS

Marker	Frequency (GHz)	Meter Reading (dBuV)	Det	AF T344 (dB/m)	Amp/Cbl/Fltr/Pad (dB)	Corrected Reading (dBuV/m)	Avg Limit (dBuV/m)	Margin (dB)	Peak Limit (dBuV/m)	PK Margin (dB)	Azimuth (Degs)	Height (cm)	Polarity
1	1.87636	29.58	PK2	30.7	-16.1	44.18	-	-	-	-	111	290	H
4	1.8744	30.98	PK2	30.8	-16.1	45.68	-	-	-	-	249	115	V
2	* 4.95728	39.83	PK2	34.1	-30	43.93	-	-	74	-30.07	268	104	H
	* 4.96128	28.67	MAv1	34.1	-30	32.77	54	-21.23	-	-	268	104	H
3	* 11.12612	35.2	PK2	38	-22.8	50.4	-	-	74	-23.6	120	231	H
	* 11.12437	23.99	MAv1	38	-22.8	39.19	54	-14.81	-	-	120	231	H
5	* 3.58216	42.16	PK2	33	-32.7	42.46	-	-	74	-31.54	223	336	V
	* 3.58032	31.21	MAv1	33	-32.7	31.51	54	-22.49	-	-	223	336	V
6	* 15.89948	32.44	PK2	41	-19.1	54.34	-	-	74	-19.66	301	150	V
	* 15.90182	21.51	MAv1	41	-19.1	43.41	54	-10.59	-	-	301	150	V

* - indicates frequency in CFR47 Pt 15 / IC RSS-Restricted Band
PK2 - KDB558074 Method: Maximum Peak
MAv1 - KDB558074 Option 1 Maximum RMS Average

FCC Part15C 2.4GHz RSE.TST 30915 29 Dec 2015
Rev 9.5 30 Apr 2020

UL VERIFICATION SERVICES INC.
47173 Benicia Street, Fremont, CA 94538; USA TEL:(510) 319-4000 FAX:(510) 661-0888
This report shall not be reproduced except in full, without the written approval of UL Verification Services Inc.

10.3. WORST CASE BELOW 1 GHz

SPURIOUS EMISSIONS 30 TO 1000 MHz (WORST-CASE CONFIGURATION)

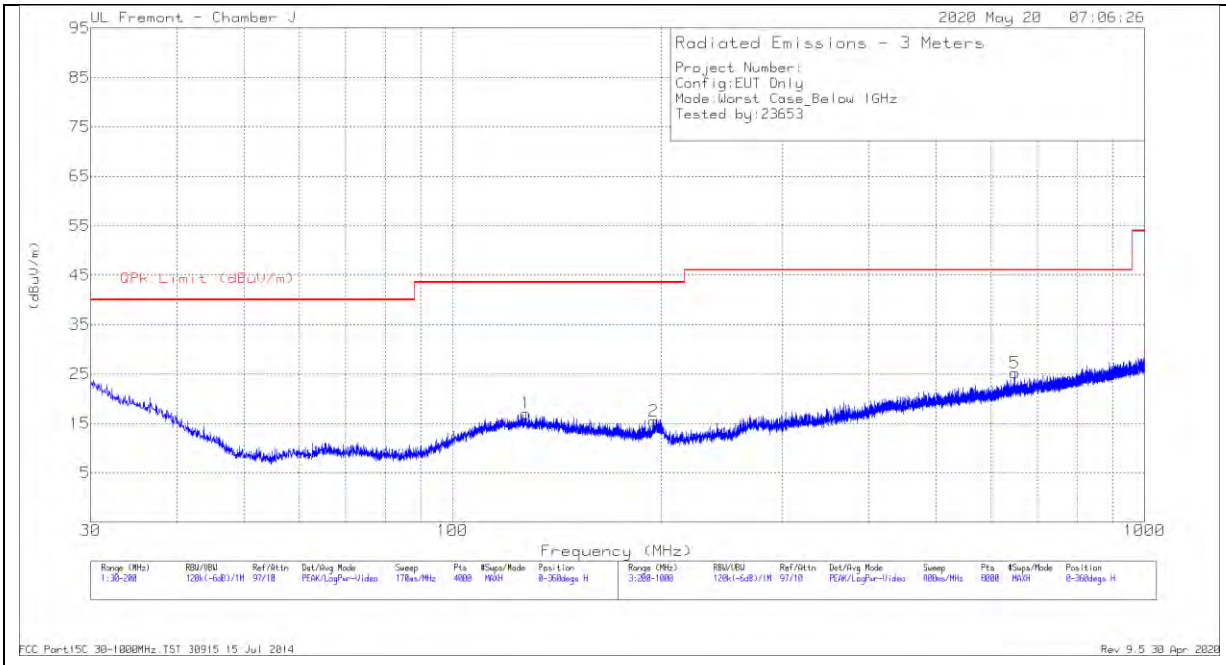

HORIZONTAL

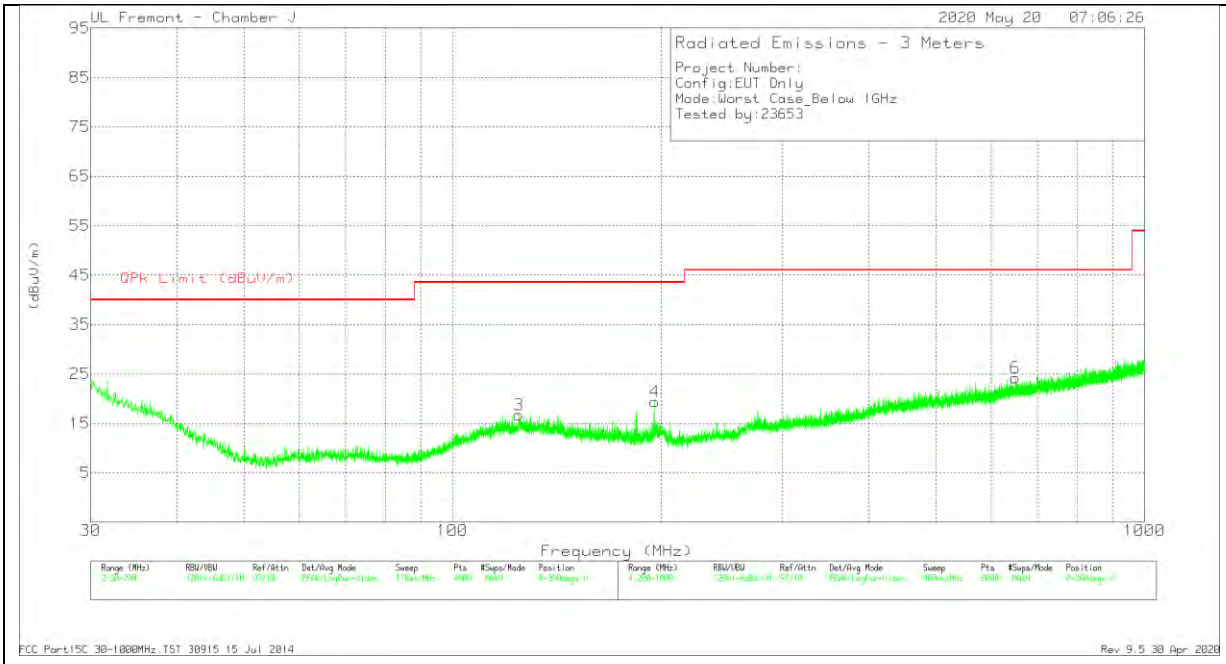

VERTICAL

UL VERIFICATION SERVICES INC.
47173 Benicia Street, Fremont, CA 94538; USA TEL:(510) 319-4000 FAX:(510) 661-0888
This report shall not be reproduced except in full, without the written approval of UL Verification Services Inc.

DATA

Marker	Frequency (MHz)	Meter Reading (dBuV)	Det	AF T899 (dB/m)	Amp Cbl (dB)	Corrected Reading (dBuV/m)	QPk Limit (dBuV/m)	Margin (dB)	Azimuth (Degs)	Height (cm)	Polarity
1	* 127.6903	28.31	Pk	19.6	-30.9	17.01	43.52	-26.51	0-360	100	H
2	195.0277	28.1	Pk	17.9	-30.5	15.5	43.52	-28.02	0-360	196	H
3	* 124.842	27.96	Pk	19.6	-30.9	16.66	43.52	-26.86	0-360	100	V
4	195.8779	31.86	Pk	18	-30.5	19.36	43.52	-24.16	0-360	100	V
5	649.3584	28.57	Pk	25.6	-29	25.17	46.02	-20.85	0-360	199	H
6	651.0586	27.6	Pk	25.6	-29	24.2	46.02	-21.82	0-360	199	V

* - indicates frequency in CFR47 Pt 15 / IC RSS-Restricted Band
Pk - Peak detector

UL VERIFICATION SERVICES INC.
47173 Benicia Street, Fremont, CA 94538; USA TEL:(510) 319-4000 FAX:(510) 661-0888
This report shall not be reproduced except in full, without the written approval of UL Verification Services Inc.

10.4. WORST CASE 18-26 GHz

SPURIOUS EMISSIONS 18-26 GHz (WORST-CASE CONFIGURATION)

HORIZONTAL

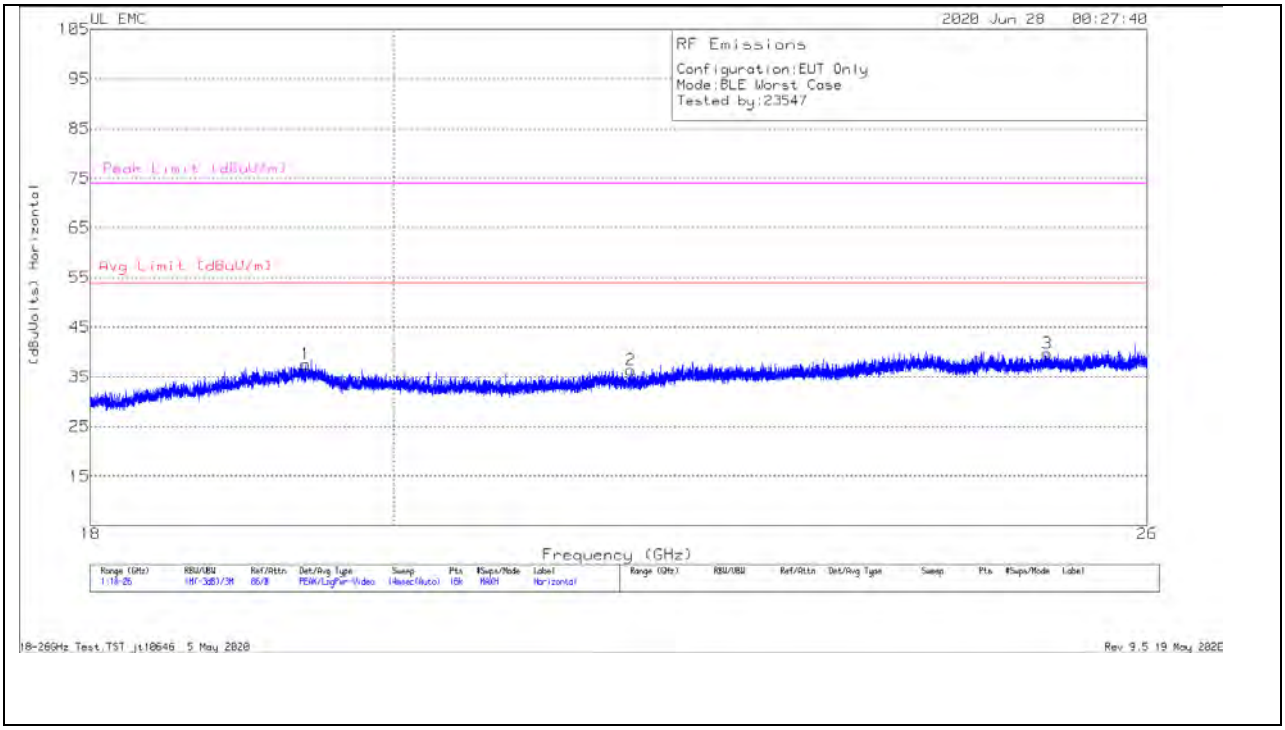

VERTICAL

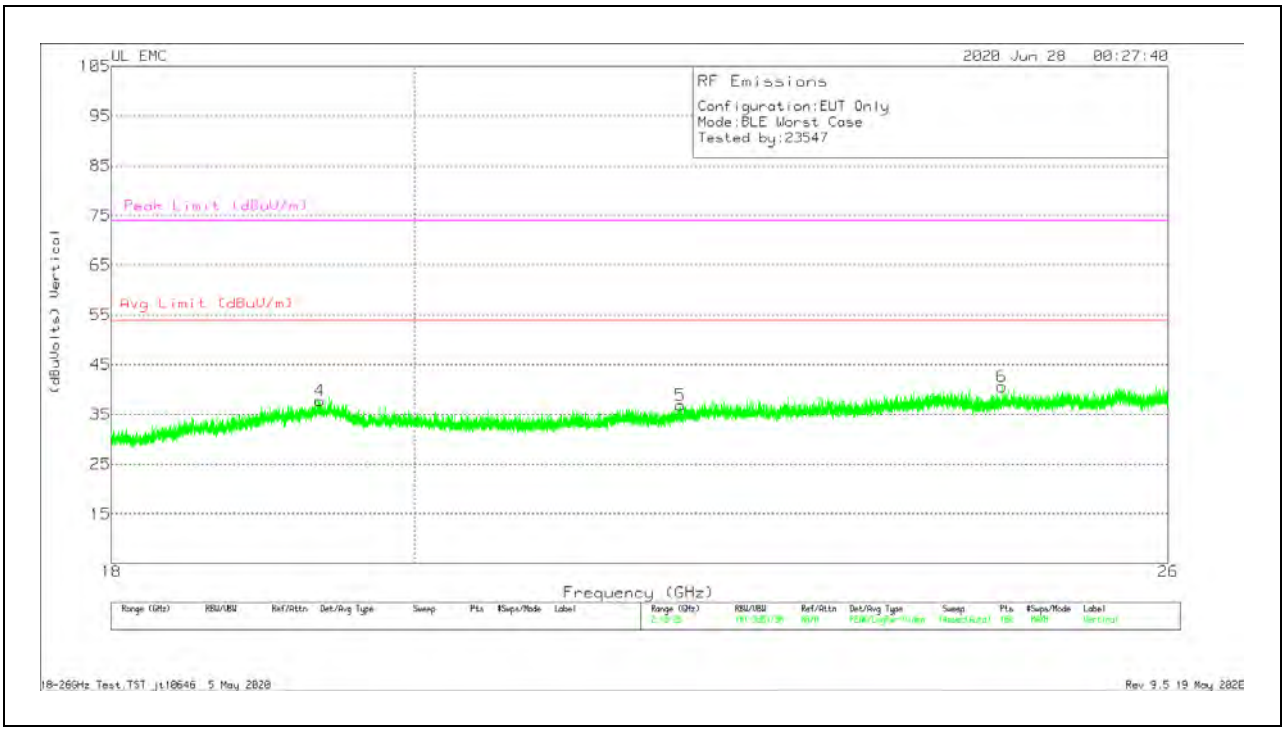

UL VERIFICATION SERVICES INC.
47173 Benicia Street, Fremont, CA 94538; USA TEL:(510) 319-4000 FAX:(510) 661-0888
This report shall not be reproduced except in full, without the written approval of UL Verification Services Inc.

DATA

Marker	Frequency (GHz)	Meter Reading (dBuV)	Det	T125 AF (dB/m)	Amp/Cbl (dB)	Dist Corr (dB)	Corrected Reading (dBuVolts)	Avg Limit (dBuV/m)	Margin (dB)	Peak Limit (dBuV/m)	PK Margin (dB)
1	19.40141	33.44	Pk	32.6	-19	-9.5	37.54	54	-16.46	74	-36.46
2	21.72327	33.36	Pk	33.2	-20.7	-9.5	36.36	54	-17.64	74	-37.64
3	25.11106	34.08	Pk	34.3	-19.2	-9.5	39.68	54	-14.32	74	-34.32
4	19.35242	33.32	Pk	32.6	-18.7	-9.5	37.72	54	-16.28	74	-36.28
5	21.94176	33.51	Pk	33.4	-20.6	-9.5	36.81	54	-17.19	74	-37.19
6	24.53709	35.09	Pk	34.1	-19.1	-9.5	40.59	54	-13.41	74	-33.41

Pk - Peak detector

18-26GHz Test.TST jt10646 5 May 2020
Rev 9.5 19 May 2020

UL VERIFICATION SERVICES INC.
47173 Benicia Street, Fremont, CA 94538; USA TEL:(510) 319-4000 FAX:(510) 661-0888
This report shall not be reproduced except in full, without the written approval of UL Verification Services Inc.

11. AC POWER LINE CONDUCTED EMISSIONS

LIMITS

FCC §15.207 (a)

RSS-Gen 8.8

Frequency of Emission (MHz)	Conducted Limit (dBuV)	
	Quasi-Peak	Average
0.15-0.5	66 to 56*	56 to 46*
0.5-5	56	46
5-30	60	50

*Decreases with the logarithm of the frequency

TEST PROCEDURE

The EUT is placed on a non-conducting table 40 cm from the vertical ground plane and 80 cm above the horizontal ground plane. The EUT is configured in accordance with ANSI C63.10.

The receiver is set to a resolution bandwidth of 9 kHz. Peak detection is used unless otherwise noted as quasi-peak or average.

Line conducted data is recorded for both NEUTRAL and HOT lines.

RESULTS

UL VERIFICATION SERVICES INC.
47173 Benicia Street, Fremont, CA 94538; USA TEL:(510) 319-4000 FAX:(510) 661-0888
This report shall not be reproduced except in full, without the written approval of UL Verification Services Inc.

11.1. AC POWER LINE WITH LAPTOP

LINE 1 RESULTS

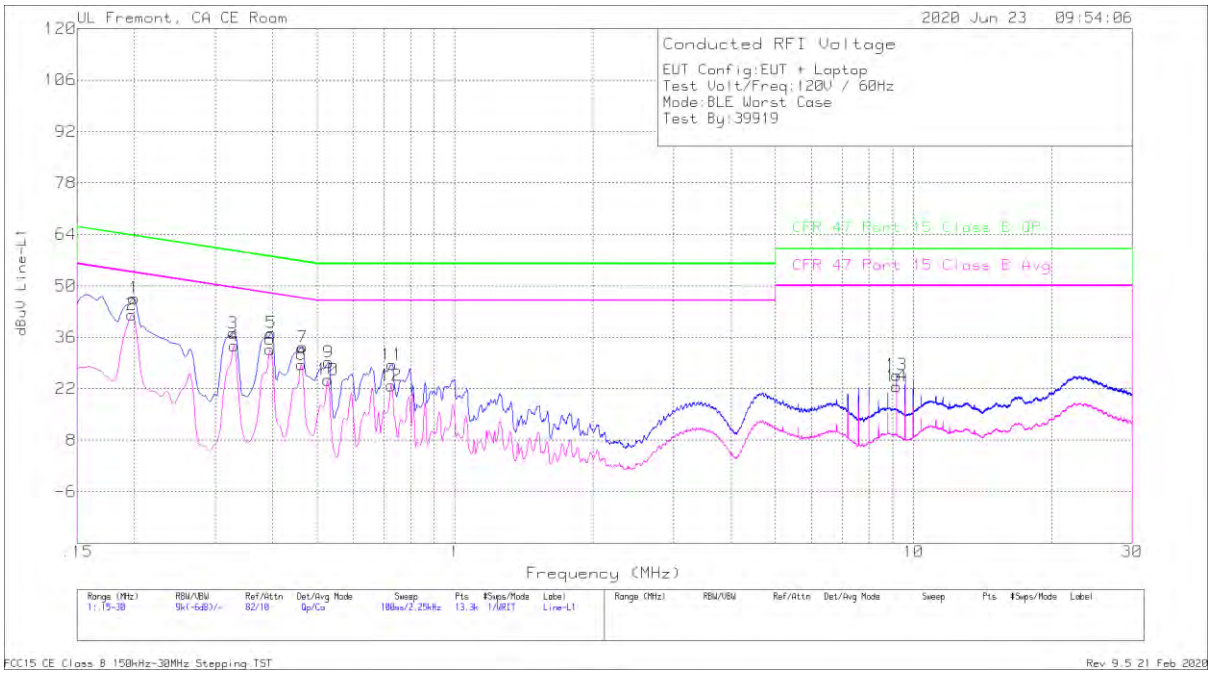

Range 1: Line-L1 .15 - 30MHz											
Marker	Frequency (MHz)	Meter Reading (dBuV)	Det	PRE018644 6 LISN L1	LC Cables C1&C3	Limiter (dB)	Corrected Reading dBuV	CFR 47 Part 15 Class B QP	QP Margin (dB)	CFR 47 Part 15 Class B Avg	Av(CISPR)M argin (dB)
1	.1995	36.64	Qp	0	0	10	46.64	63.63	-16.99	-	-
2	.19725	32.15	Ca	0	0	10	42.15	-	-	53.73	-11.58
3	.32775	27.12	Qp	0	0	10	37.12	59.51	-22.39	-	-
4	.33	23.68	Ca	0	0	10	33.68	-	-	49.45	-15.77
5	.3975	27.21	Qp	0	0	10	37.21	57.91	-20.7	-	-
6	.39525	22.73	Ca	0	0	10	32.73	-	-	47.95	-15.22
7	.465	23.34	Qp	0	0	10	33.34	56.6	-23.26	-	-
8	.46275	18.62	Ca	0	0	10	28.62	-	-	46.64	-18.02
9	.53025	19.2	Qp	0	0	10	29.2	56	-26.8	-	-
10	.528	14.39	Ca	0	0	10	24.39	-	-	46	-21.61
11	.72825	18.56	Qp	0	0	10	28.56	56	-27.44	-	-
12	.726	12.86	Ca	0	0	10	22.86	-	-	46	-23.14
13	9.18825	15.45	Qp	0	.2	10.1	25.75	60	-34.25	-	-
14	9.18825	12.36	Ca	0	.2	10.1	22.66	-	-	50	-27.34

Qp - Quasi-Peak detector
Ca - CISPR average detection

UL VERIFICATION SERVICES INC.
47173 Benicia Street, Fremont, CA 94538; USA TEL:(510) 319-4000 FAX:(510) 661-0888
This report shall not be reproduced except in full, without the written approval of UL Verification Services Inc.

LINE 2 RESULTS

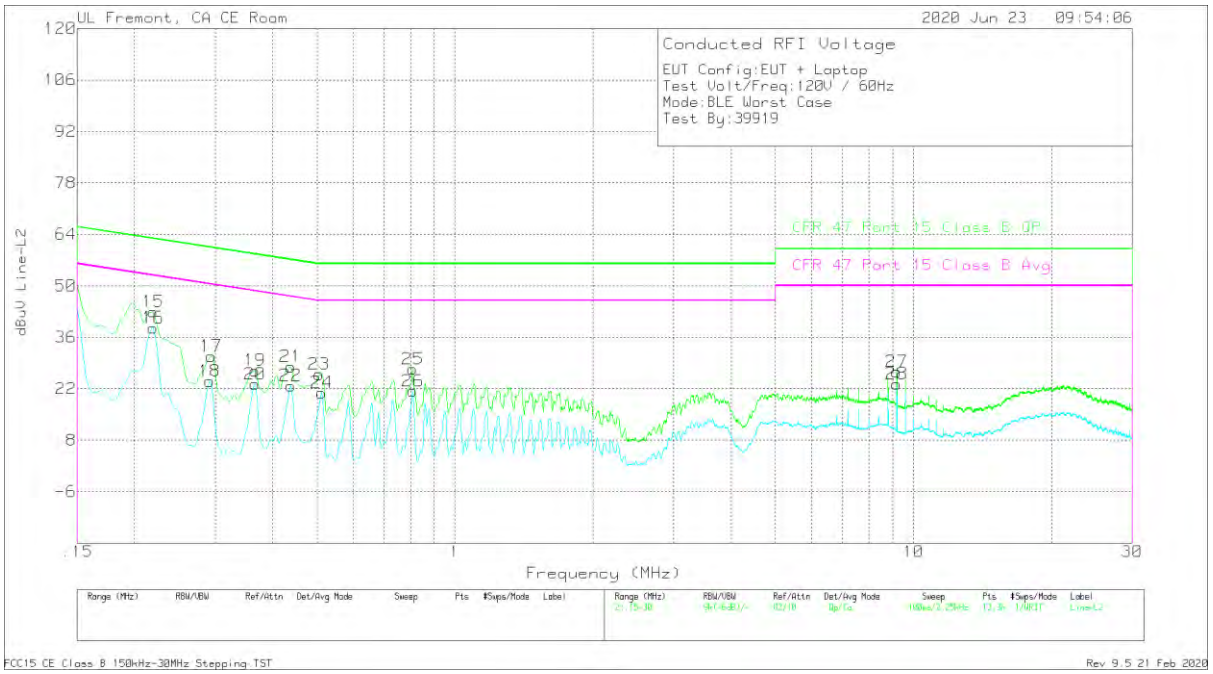

Range 2: Line-L2 .15 - 30MHz											
Marker	Frequency (MHz)	Meter Reading (dBuV)	Det	PRE018644 6 LISN L2	LC Cables C2&C3	Limiter (dB)	Corrected Reading dBuV	CFR 47 Part 15 Class B QP	QP Margin (dB)	CFR 47 Part 15 Class B Avg	Av(CISPR)M argin (dB)
15	.21975	32.95	Qp	0	0	10	42.95	62.83	-19.88	-	-
16	.21975	28.55	Ca	0	0	10	38.55	-	-	52.83	-14.28
17	.294	20.83	Qp	0	0	10	30.83	60.41	-29.58	-	-
18	.29175	14.07	Ca	0	0	10	24.07	-	-	50.47	-26.4
19	.366	16.94	Qp	0	0	10	26.94	58.59	-31.65	-	-
20	.366	13.27	Ca	0	0	10	23.27	-	-	48.59	-25.32
21	.438	17.99	Qp	0	0	10	27.99	57.1	-29.11	-	-
22	.438	12.81	Ca	0	0	10	22.81	-	-	47.1	-24.29
23	.5055	15.93	Qp	0	0	10	25.93	56	-30.07	-	-
24	.51225	10.91	Ca	0	0	10	20.91	-	-	46	-25.09
25	.80925	17.36	Qp	0	0	10	27.36	56	-28.64	-	-
26	.80925	11.36	Ca	0	0	10	21.36	-	-	46	-24.64
27	9.195	16.34	Qp	0	.2	10.1	26.64	60	-33.36	-	-
28	9.195	13.03	Ca	0	.2	10.1	23.33	-	-	50	-26.67

Qp - Quasi-Peak detector
Ca - CISPR average detection

UL VERIFICATION SERVICES INC.
47173 Benicia Street, Fremont, CA 94538; USA TEL:(510) 319-4000 FAX:(510) 661-0888
This report shall not be reproduced except in full, without the written approval of UL Verification Services Inc.

11.2. AC POWER LINE WITH AC/DC ADAPTER

LINE 1 RESULTS

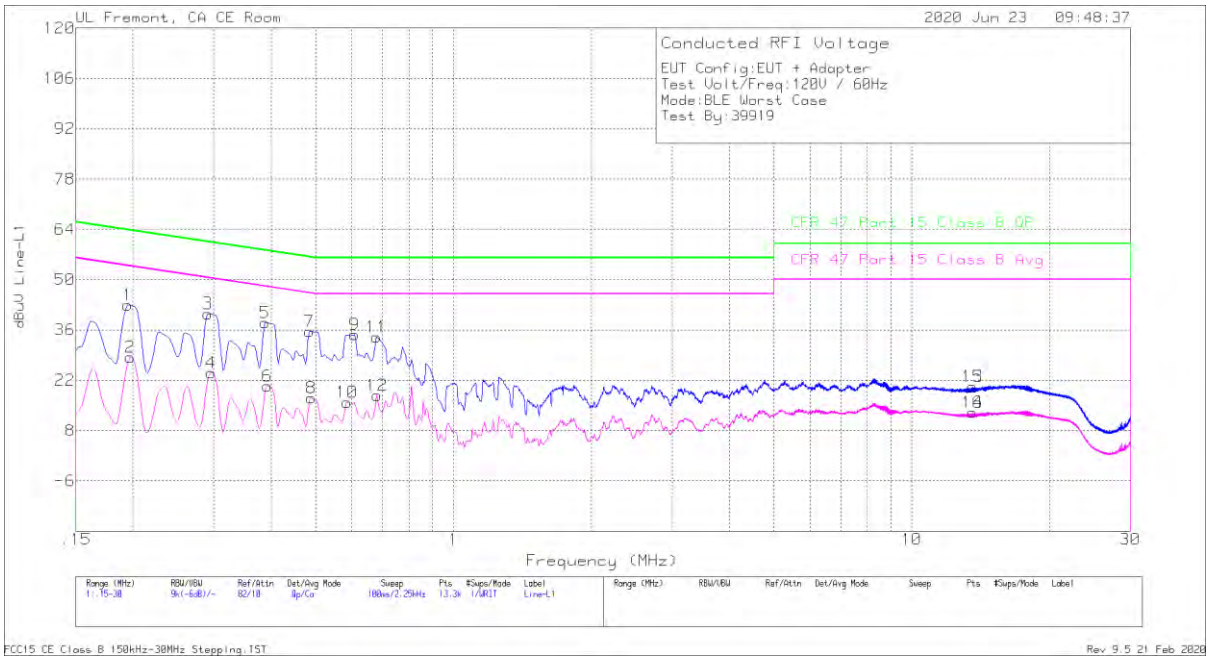

Range 1: Line-L1 .15 - 30MHz											
Marker	Frequency (MHz)	Meter Reading (dBuV)	Det	PRE018644 6 LISN L1	LC Cables C1&C3	Limiter (dB)	Corrected Reading dBuV	CFR 47 Part 15 Class B QP	QP Margin (dB)	CFR 47 Part 15 Class B Avg	Av(CISPR)Margin (dB)
1	.195	32.94	Qp	0	0	10	42.94	63.82	-20.88	-	-
2	.19725	18.5	Ca	0	0	10	28.5	-	-	53.73	-25.23
3	.29175	30.57	Qp	0	0	10	40.57	60.47	-19.9	-	-
4	.29625	14.16	Ca	0	0	10	24.16	-	-	50.35	-26.19
5	.3885	28.07	Qp	0	0	10	38.07	58.1	-20.03	-	-
6	.393	10.42	Ca	0	0	10	20.42	-	-	48	-27.58
7	.48525	25.6	Qp	0	0	10	35.6	56.25	-20.65	-	-
8	.48975	7.16	Ca	0	0	10	17.16	-	-	46.17	-29.01
9	.609	24.7	Qp	0	0	10	34.7	56	-21.3	-	-
10	.5865	5.96	Ca	0	0	10	15.96	-	-	46	-30.04
11	.67875	24.02	Qp	0	0	10	34.02	56	-21.98	-	-
12	.681	7.74	Ca	0	0	10	17.74	-	-	46	-28.26
13	13.56	9.85	Qp	.1	.2	10.1	20.25	60	-39.75	-	-
14	13.56225	2.67	Ca	.1	.2	10.1	13.07	-	-	50	-36.93
*15	13.56	9.85	Qp	.1	.2	10.1	20.25	60	-39.75	-	-
*16	13.56225	2.67	Ca	.1	.2	10.1	13.07	-	-	50	-36.93

Qp - Quasi-Peak detector
Ca - CISPR average detection
*Indicates UL RFID signal. Not from device.

UL VERIFICATION SERVICES INC.
47173 Benicia Street, Fremont, CA 94538; USA TEL:(510) 319-4000 FAX:(510) 661-0888
This report shall not be reproduced except in full, without the written approval of UL Verification Services Inc.

LINE 2 RESULTS

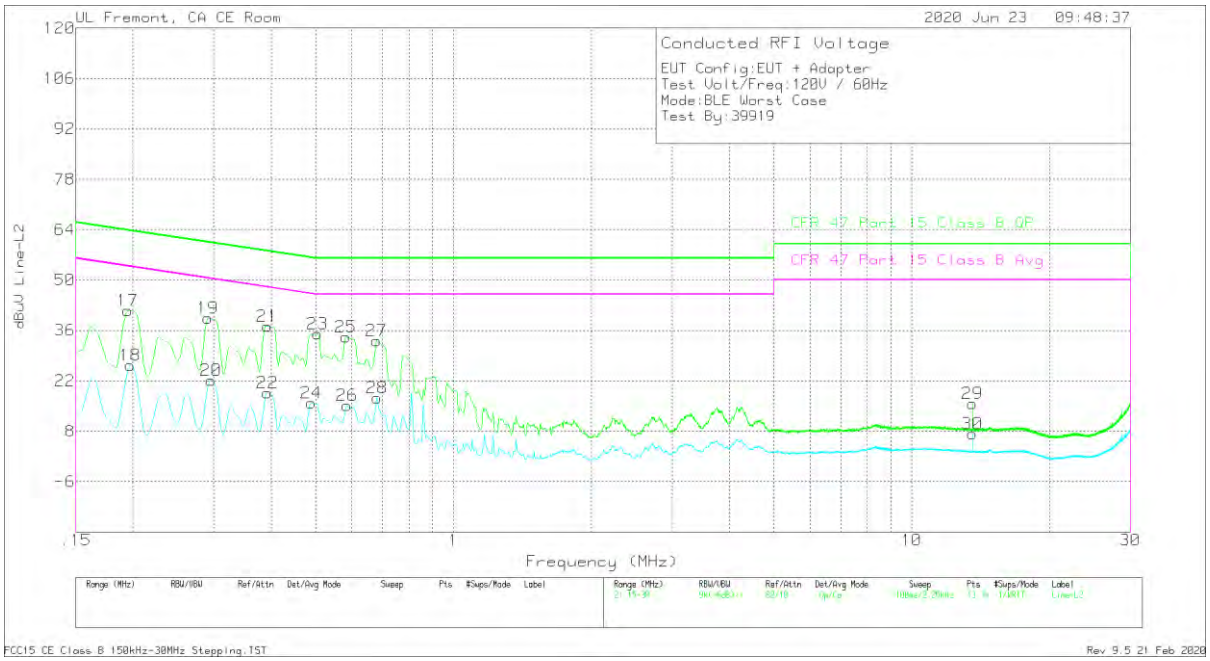

Range 2: Line-L2 .15 - 30MHz											
Marker	Frequency (MHz)	Meter Reading (dBuV)	Det	PRE018644 6 LISN L2	LC Cables C2&C3	Limiter (dB)	Corrected Reading dBuV	CFR 47 Part 15 Class B QP	QP Margin (dB)	CFR 47 Part 15 Class B Avg	Av(CISPR)Margin (dB)
17	.195	31.52	Qp	0	0	10	41.52	63.82	-22.3	-	-
18	.19725	16.34	Ca	0	0	10	26.34	-	-	53.73	-27.39
19	.29175	29.4	Qp	0	0	10	39.4	60.47	-21.07	-	-
20	.29625	12.23	Ca	0	0	10	22.23	-	-	50.35	-28.12
21	.393	27.16	Qp	0	0	10	37.16	58	-20.84	-	-
22	.393	8.7	Ca	0	0	10	18.7	-	-	48	-29.3
23	.5055	25.06	Qp	0	0	10	35.06	56	-20.94	-	-
24	.48975	5.88	Ca	0	0	10	15.88	-	-	46.17	-30.29
25	.582	24.23	Qp	0	0	10	34.23	56	-21.77	-	-
26	.5865	5.11	Ca	0	0	10	15.11	-	-	46	-30.89
27	.67875	23.12	Qp	0	0	10	33.12	56	-22.88	-	-
28	.681	7.29	Ca	0	0	10	17.29	-	-	46	-28.71
*29	13.56	5.37	Qp	.1	.2	10.1	15.77	60	-44.23	-	-
*30	13.56	-3.11	Ca	.1	.2	10.1	7.29	-	-	50	-42.71

Qp - Quasi-Peak detector
Ca - CISPR average detection
*Indicates UL RFID signal. Not from device.

UL VERIFICATION SERVICES INC.
47173 Benicia Street, Fremont, CA 94538; USA TEL:(510) 319-4000 FAX:(510) 661-0888
This report shall not be reproduced except in full, without the written approval of UL Verification Services Inc.

12. SETUP PHOTOS

Please refer to 13179110-EP1 for setup photos

END OF TEST REPORT

UL VERIFICATION SERVICES INC.
47173 Benicia Street, Fremont, CA 94538; USA TEL:(510) 319-4000 FAX:(510) 661-0888
This report shall not be reproduced except in full, without the written approval of UL Verification Services Inc.