**1TX Antenna 5 MODE (FCC)**

| | |
|---|---|
| **Test Engineer:** | 44352 |
| **Test Date:** | 9/1/2020 |

**Bandwidth, Antenna Gain, and Limits**

| Channel | Frequency (MHz) | Min 26 dB BW (MHz) | Directional Gain (dBi) | Power Limit (dBm) | PSD Limit (dBm/1MHz) |
|---|---|---|---|---|---|
| Mid | 5290 | 83.20 | -2.90 | 24.00 | 11.00 |

| | | |
|---|---|---|
| **Duty Cycle CF (dB)** | 0.19 | **Included in Calculations of Corr'd PSD** |

**Output Power Results**

| Channel | Frequency (MHz) | Antenna 5 Meas Power (dBm) | Total Corr'd Power (dBm) | Power Limit (dBm) | Power Margin (dB) |
|---|---|---|---|---|---|
| Mid | 5290 | 16.48 | 16.48 | 24.00 | -7.52 |

**PSD Results**

| Channel | Frequency (MHz) | Antenna 5 Meas PSD (dBm/1MHz) | Total Corr'd PSD (dBm/1MHz) | PSD Limit (dBm/1MHz) | PSD Margin (dB) |
|---|---|---|---|---|---|
| Mid | 5290 | 1.578 | 1.768 | 11.00 | -9.232 |

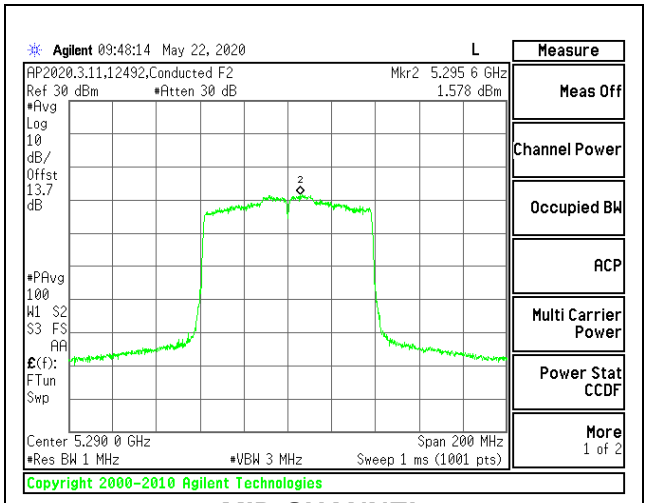


**MID CHANNEL**



UL VERIFICATION SERVICES INC.
47173 Benicia Street, Fremont, CA 94538; USA TEL:(510) 319-4000 FAX:(510) 661-0888
*This report shall not be reproduced except in full, without the written approval of UL Verification Services Inc.*

**2TX Antenna 6 + Antenna 5 CDD MODE (FCC)**

| | |
|---|---|
| **Test Engineer:** | 44352 |
| **Test Date:** | 9/1/2020 |

**Bandwidth, Antenna Gain, and Limits**

| Channel | Frequency (MHz) | Min 26 dB BW (MHz) | Directional Gain for Power (dBi) | Directional Gain for PSD (dBi) | Power Limit (dBm) | PSD Limit (dBm/1MHz) |
|---|---|---|---|---|---|---|
| Mid | 5290 | 82.80 | -2.32 | 0.68 | 24.00 | 11.00 |

| | | |
|---|---|---|
| **Duty Cycle CF (dB)** | 0.19 | **Included in Calculations of Corr'd PSD** |

**Output Power Results**

| Channel | Frequency (MHz) | Antenna 6 Meas Power (dBm) | Antenna 5 Meas Power (dBm) | Total Corr'd Power (dBm) | Power Limit (dBm) | Power Margin (dB) |
|---|---|---|---|---|---|---|
| Mid | 5290 | 15.84 | 15.88 | 18.87 | 24.00 | -5.13 |

**PSD Results**

| Channel | Frequency (MHz) | Antenna 6 Meas PSD (dBm/1MHz) | Antenna 5 Meas PSD (dBm/1MHz) | Total Corr'd PSD (dBm/1MHz) | PSD Limit (dBm/1MHz) | PSD Margin (dB) |
|---|---|---|---|---|---|---|
| Mid | 5290 | 0.521 | 0.633 | 3.778 | 11.00 | -7.222 |

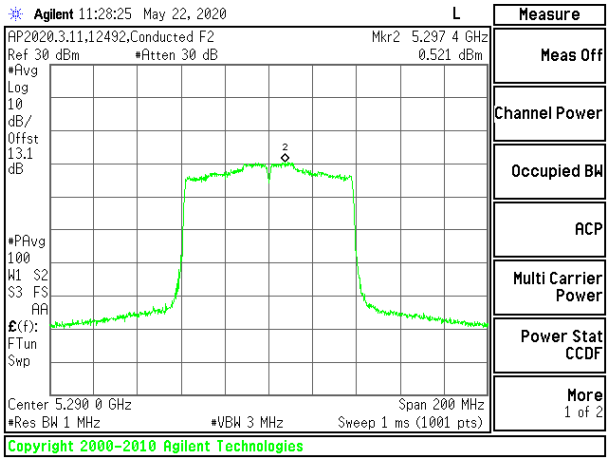


**MID CHANNEL [ANT 6]**

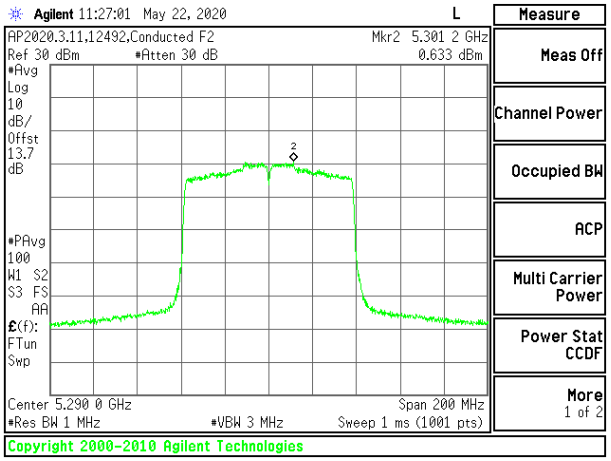


**MID CHANNEL [ANT 5]**



UL VERIFICATION SERVICES INC.
47173 Benicia Street, Fremont, CA 94538; USA TEL:(510) 319-4000 FAX:(510) 661-0888
*This report shall not be reproduced except in full, without the written approval of UL Verification Services Inc.*

## 8.4.10. 802.11ax HE20 MODE IN THE 5.3 GHz BAND

**1TX Antenna 6 MODE (FCC) – 26 Tones, RU Index 0**

| | |
|---|---|
| **Test Engineer:** | 44352 |
| **Test Date:** | 9/1/2020 |

**Bandwidth, Antenna Gain, and Limits**

| Channel | Frequency (MHz) | Min 26 dB BW (MHz) | Directional Gain (dBi) | Power Limit (dBm) | PSD Limit (dBm/1MHz) |
|---|---|---|---|---|---|
| Low | 5260 | 20.05 | -1.80 | 24.00 | 11.00 |
| Mid | 5300 | 20.10 | -1.80 | 24.00 | 11.00 |
| High | 5320 | 20.30 | -1.80 | 24.00 | 11.00 |

| | | |
|---|---|---|
| **Duty Cycle CF (dB)** | 0.00 | **Included in Calculations of Corr'd PSD** |

**Output Power Results**

| Channel | Frequency (MHz) | Antenna 6 Meas Power (dBm) | Total Corr'd Power (dBm) | Power Limit (dBm) | Power Margin (dB) |
|---|---|---|---|---|---|
| Low | 5260 | 11.68 | 11.68 | 24.00 | -12.32 |
| Mid | 5300 | 11.72 | 11.72 | 24.00 | -12.28 |
| High | 5320 | 11.79 | 11.79 | 24.00 | -12.21 |

**PSD Results**

| Channel | Frequency (MHz) | Antenna 6 Meas PSD (dBm/1MHz) | Total Corr'd PSD (dBm/1MHz) | PSD Limit (dBm/1MHz) | PSD Margin (dB) |
|---|---|---|---|---|---|
| Low | 5260 | 9.308 | 9.308 | 11.00 | -1.692 |
| Mid | 5300 | 9.314 | 9.314 | 11.00 | -1.686 |
| High | 5320 | 9.471 | 9.471 | 11.00 | -1.529 |

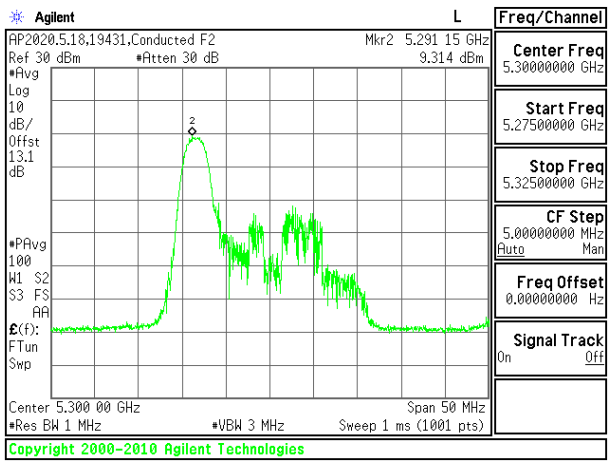


**MID CHANNEL**



UL VERIFICATION SERVICES INC.
47173 Benicia Street, Fremont, CA 94538; USA TEL:(510) 319-4000 FAX:(510) 661-0888
*This report shall not be reproduced except in full, without the written approval of UL Verification Services Inc.*

**1TX Antenna 6 MODE (FCC) – 26 Tones, RU Index 4**

| | |
|---|---|
| **Test Engineer:** | 44352 |
| **Test Date:** | 9/1/2020 |

**Bandwidth, Antenna Gain, and Limits**

| Channel | Frequency (MHz) | Min 26 dB BW (MHz) | Directional Gain (dBi) | Power Limit (dBm) | PSD Limit (dBm/1MHz) |
|---|---|---|---|---|---|
| Low | 5260 | 19.35 | -1.80 | 23.87 | 11.00 |
| Mid | 5300 | 19.35 | -1.80 | 23.87 | 11.00 |
| High | 5320 | 19.45 | -1.80 | 23.89 | 11.00 |

| | | |
|---|---|---|
| **Duty Cycle CF (dB)** | 0.00 | **Included in Calculations of Corr'd PSD** |

**Output Power Results**

| Channel | Frequency (MHz) | Antenna 6 Meas Power (dBm) | Total Corr'd Power (dBm) | Power Limit (dBm) | Power Margin (dB) |
|---|---|---|---|---|---|
| Low | 5260 | 11.86 | 11.86 | 23.87 | -12.01 |
| Mid | 5300 | 11.81 | 11.81 | 23.87 | -12.06 |
| High | 5320 | 11.79 | 11.79 | 23.89 | -12.10 |

**PSD Results**

| Channel | Frequency (MHz) | Antenna 6 Meas PSD (dBm/1MHz) | Total Corr'd PSD (dBm/1MHz) | PSD Limit (dBm/1MHz) | PSD Margin (dB) |
|---|---|---|---|---|---|
| Low | 5260 | 8.642 | 8.642 | 11.00 | -2.358 |
| Mid | 5300 | 8.634 | 8.634 | 11.00 | -2.366 |
| High | 5320 | 8.537 | 8.537 | 11.00 | -2.463 |

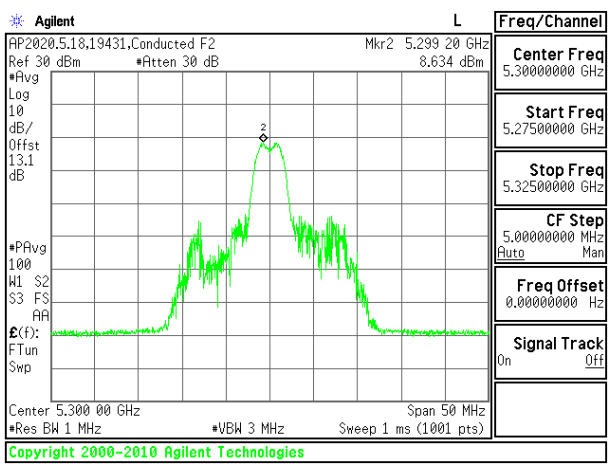


**MID CHANNEL**



UL VERIFICATION SERVICES INC.
47173 Benicia Street, Fremont, CA 94538; USA TEL:(510) 319-4000 FAX:(510) 661-0888
*This report shall not be reproduced except in full, without the written approval of UL Verification Services Inc.*

**1TX Antenna 6 MODE (FCC) – 26 Tones, RU Index 8**

| | |
|---|---|
| **Test Engineer:** | 44352 |
| **Test Date:** | 9/1/2020 |

**Bandwidth, Antenna Gain, and Limits**

| Channel | Frequency (MHz) | Min 26 dB BW (MHz) | Directional Gain (dBi) | Power Limit (dBm) | PSD Limit (dBm/1MHz) |
|---|---|---|---|---|---|
| Low | 5260 | 20.65 | -1.80 | 24.00 | 11.00 |
| Mid | 5300 | 20.70 | -1.80 | 24.00 | 11.00 |
| High | 5320 | 20.55 | -1.80 | 24.00 | 11.00 |

| | | |
|---|---|---|
| **Duty Cycle CF (dB)** | 0.00 | **Included in Calculations of Corr'd PSD** |

**Output Power Results**

| Channel | Frequency (MHz) | Antenna 6 Meas Power (dBm) | Total Corr'd Power (dBm) | Power Limit (dBm) | Power Margin (dB) |
|---|---|---|---|---|---|
| Low | 5260 | 11.81 | 11.81 | 24.00 | -12.19 |
| Mid | 5300 | 11.89 | 11.89 | 24.00 | -12.11 |
| High | 5320 | 11.97 | 11.97 | 24.00 | -12.03 |

**PSD Results**

| Channel | Frequency (MHz) | Antenna 6 Meas PSD (dBm/1MHz) | Total Corr'd PSD (dBm/1MHz) | PSD Limit (dBm/1MHz) | PSD Margin (dB) |
|---|---|---|---|---|---|
| Low | 5260 | 9.186 | 9.186 | 11.00 | -1.814 |
| Mid | 5300 | 9.170 | 9.170 | 11.00 | -1.830 |
| High | 5320 | 9.288 | 9.288 | 11.00 | -1.712 |

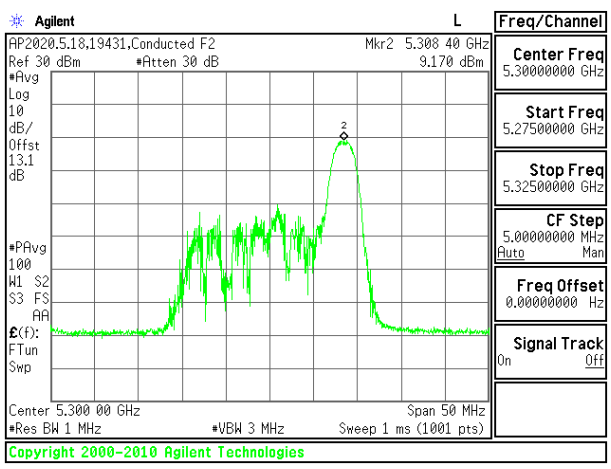


**MID CHANNEL**



UL VERIFICATION SERVICES INC.
47173 Benicia Street, Fremont, CA 94538; USA TEL:(510) 319-4000 FAX:(510) 661-0888
*This report shall not be reproduced except in full, without the written approval of UL Verification Services Inc.*

**1TX Antenna 6 MODE (FCC) – 242 Tones, RU Index 61**

| | |
|---|---|
| **Test Engineer:** | 44352 |
| **Test Date:** | 9/13/2020 |

**Bandwidth, Antenna Gain, and Limits**

| Channel | Frequency (MHz) | Min 26 dB BW (MHz) | Directional Gain (dBi) | Power Limit (dBm) | PSD Limit (dBm/1MHz) |
|---|---|---|---|---|---|
| Low | 5260 | 21.45 | -1.80 | 24.00 | 11.00 |
| Mid | 5300 | 21.75 | -1.80 | 24.00 | 11.00 |
| High | 5320 | 21.50 | -1.80 | 24.00 | 11.00 |

| | | |
|---|---|---|
| **Duty Cycle CF (dB)** | 0.00 | **Included in Calculations of Corr'd PSD** |

**Output Power Results**

| Channel | Frequency (MHz) | Antenna 6 Meas Power (dBm) | Total Corr'd Power (dBm) | Power Limit (dBm) | Power Margin (dB) |
|---|---|---|---|---|---|
| Low | 5260 | 18.87 | 18.87 | 24.00 | -5.13 |
| Mid | 5300 | 18.79 | 18.79 | 24.00 | -5.21 |
| High | 5320 | 17.76 | 17.76 | 24.00 | -6.24 |

**PSD Results**

| Channel | Frequency (MHz) | Antenna 6 Meas PSD (dBm/1MHz) | Total Corr'd PSD (dBm/1MHz) | PSD Limit (dBm/1MHz) | PSD Margin (dB) |
|---|---|---|---|---|---|
| Low | 5260 | 6.289 | 6.289 | 11.00 | -4.711 |
| Mid | 5300 | 5.789 | 5.789 | 11.00 | -5.211 |
| High | 5320 | 4.999 | 4.999 | 11.00 | -6.001 |

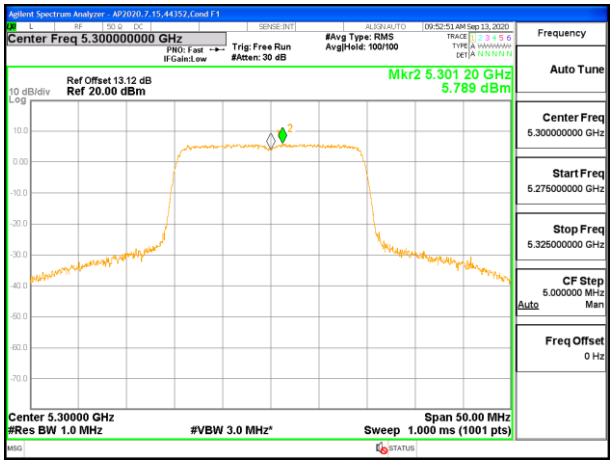


**MID CHANNEL**



UL VERIFICATION SERVICES INC.
47173 Benicia Street, Fremont, CA 94538; USA TEL:(510) 319-4000 FAX:(510) 661-0888
*This report shall not be reproduced except in full, without the written approval of UL Verification Services Inc.*

**1TX Antenna 5 MODE (FCC) – 26 Tones, RU Index 0**

| | |
|---|---|
| **Test Engineer:** | 44352 |
| **Test Date:** | 9/1/2020 |

**Bandwidth, Antenna Gain, and Limits**

| Channel | Frequency (MHz) | Min 26 dB BW (MHz) | Directional Gain (dBi) | Power Limit (dBm) | PSD Limit (dBm/1MHz) |
|---|---|---|---|---|---|
| Low | 5260 | 20.15 | -2.90 | 24.00 | 11.00 |
| Mid | 5300 | 20.25 | -2.90 | 24.00 | 11.00 |
| High | 5320 | 20.15 | -2.90 | 24.00 | 11.00 |

| | | |
|---|---|---|
| **Duty Cycle CF (dB)** | 0.00 | **Included in Calculations of Corr'd PSD** |

**Output Power Results**

| Channel | Frequency (MHz) | Antenna 5 Meas Power (dBm) | Total Corr'd Power (dBm) | Power Limit (dBm) | Power Margin (dB) |
|---|---|---|---|---|---|
| Low | 5260 | 11.76 | 11.76 | 24.00 | -12.24 |
| Mid | 5300 | 11.84 | 11.84 | 24.00 | -12.16 |
| High | 5320 | 11.87 | 11.87 | 24.00 | -12.13 |

**PSD Results**

| Channel | Frequency (MHz) | Antenna 5 Meas PSD (dBm/1MHz) | Total Corr'd PSD (dBm/1MHz) | PSD Limit (dBm/1MHz) | PSD Margin (dB) |
|---|---|---|---|---|---|
| Low | 5260 | 9.221 | 9.221 | 11.00 | -1.779 |
| Mid | 5300 | 9.450 | 9.450 | 11.00 | -1.550 |
| High | 5320 | 9.521 | 9.521 | 11.00 | -1.479 |

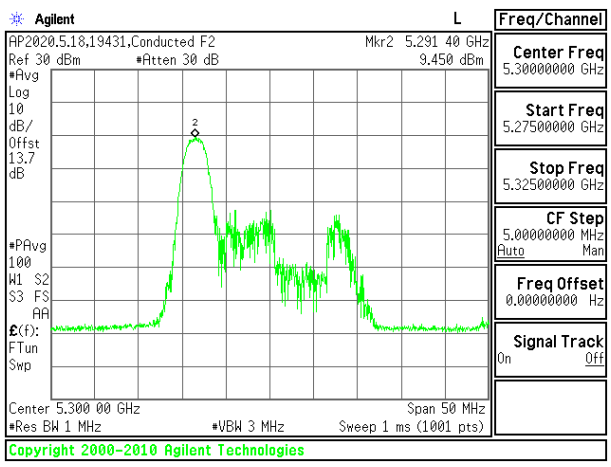


**MID CHANNEL**



UL VERIFICATION SERVICES INC.
47173 Benicia Street, Fremont, CA 94538; USA TEL:(510) 319-4000 FAX:(510) 661-0888
*This report shall not be reproduced except in full, without the written approval of UL Verification Services Inc.*

**1TX Antenna 5 MODE (FCC) – 26 Tones, RU Index 4**

| | |
|---|---|
| **Test Engineer:** | 44352 |
| **Test Date:** | 9/1/2020 |

**Bandwidth, Antenna Gain, and Limits**

| Channel | Frequency (MHz) | Min 26 dB BW (MHz) | Directional Gain (dBi) | Power Limit (dBm) | PSD Limit (dBm/1MHz) |
|---|---|---|---|---|---|
| Low | 5260 | 19.50 | -2.90 | 23.90 | 11.00 |
| Mid | 5300 | 19.20 | -2.90 | 23.83 | 11.00 |
| High | 5320 | 19.40 | -2.90 | 23.88 | 11.00 |

| | | |
|---|---|---|
| **Duty Cycle CF (dB)** | 0.00 | **Included in Calculations of Corr'd PSD** |

**Output Power Results**

| Channel | Frequency (MHz) | Antenna 5 Meas Power (dBm) | Total Corr'd Power (dBm) | Power Limit (dBm) | Power Margin (dB) |
|---|---|---|---|---|---|
| Low | 5260 | 11.81 | 11.81 | 23.90 | -12.09 |
| Mid | 5300 | 11.72 | 11.72 | 23.83 | -12.11 |
| High | 5320 | 11.67 | 11.67 | 23.88 | -12.21 |

**PSD Results**

| Channel | Frequency (MHz) | Antenna 5 Meas PSD (dBm/1MHz) | Total Corr'd PSD (dBm/1MHz) | PSD Limit (dBm/1MHz) | PSD Margin (dB) |
|---|---|---|---|---|---|
| Low | 5260 | 8.533 | 8.533 | 11.00 | -2.467 |
| Mid | 5300 | 8.470 | 8.470 | 11.00 | -2.530 |
| High | 5320 | 8.421 | 8.421 | 11.00 | -2.579 |

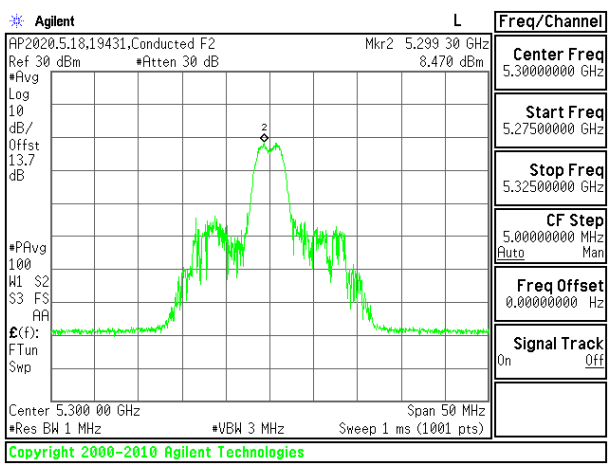


**MID CHANNEL**



UL VERIFICATION SERVICES INC.
47173 Benicia Street, Fremont, CA 94538; USA TEL:(510) 319-4000 FAX:(510) 661-0888
*This report shall not be reproduced except in full, without the written approval of UL Verification Services Inc.*

**1TX Antenna 5 MODE (FCC) – 26 Tones, RU Index 8**

| | |
|---|---|
| **Test Engineer:** | 44352 |
| **Test Date:** | 9/1/2020 |

**Bandwidth, Antenna Gain, and Limits**

| Channel | Frequency (MHz) | Min 26 dB BW (MHz) | Directional Gain (dBi) | Power Limit (dBm) | PSD Limit (dBm/1MHz) |
|---|---|---|---|---|---|
| Low | 5260 | 20.70 | -2.90 | 24.00 | 11.00 |
| Mid | 5300 | 20.60 | -2.90 | 24.00 | 11.00 |
| High | 5320 | 20.70 | -2.90 | 24.00 | 11.00 |

| | | |
|---|---|---|
| **Duty Cycle CF (dB)** | 0.00 | **Included in Calculations of Corr'd PSD** |

**Output Power Results**

| Channel | Frequency (MHz) | Antenna 5 Meas Power (dBm) | Total Corr'd Power (dBm) | Power Limit (dBm) | Power Margin (dB) |
|---|---|---|---|---|---|
| Low | 5260 | 11.85 | 11.85 | 24.00 | -12.15 |
| Mid | 5300 | 11.82 | 11.82 | 24.00 | -12.18 |
| High | 5320 | 11.91 | 11.91 | 24.00 | -12.09 |

**PSD Results**

| Channel | Frequency (MHz) | Antenna 5 Meas PSD (dBm/1MHz) | Total Corr'd PSD (dBm/1MHz) | PSD Limit (dBm/1MHz) | PSD Margin (dB) |
|---|---|---|---|---|---|
| Low | 5260 | 9.402 | 9.402 | 11.00 | -1.598 |
| Mid | 5300 | 9.387 | 9.387 | 11.00 | -1.613 |
| High | 5320 | 9.438 | 9.438 | 11.00 | -1.562 |

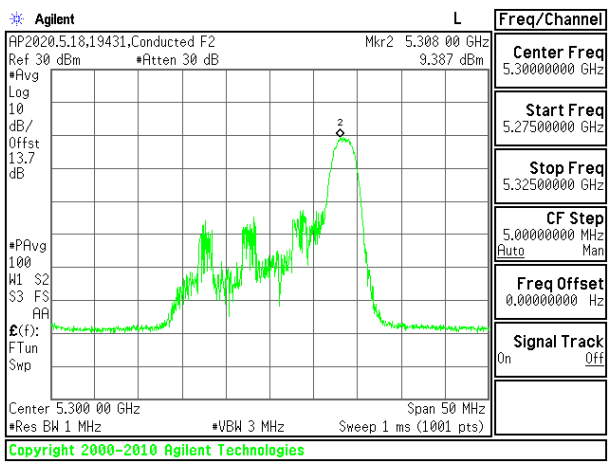


**MID CHANNEL**



UL VERIFICATION SERVICES INC.
47173 Benicia Street, Fremont, CA 94538; USA TEL:(510) 319-4000 FAX:(510) 661-0888
*This report shall not be reproduced except in full, without the written approval of UL Verification Services Inc.*

**1TX Antenna 5 MODE (FCC) – 242 Tones, RU Index 61**

| | |
|---|---|
| **Test Engineer:** | 44352 |
| **Test Date:** | 9/13/2020 |

**Bandwidth, Antenna Gain, and Limits**

| Channel | Frequency (MHz) | Min 26 dB BW (MHz) | Directional Gain (dBi) | Power Limit (dBm) | PSD Limit (dBm/1MHz) |
|---|---|---|---|---|---|
| Low | 5260 | 21.55 | -2.90 | 24.00 | 11.00 |
| Mid | 5300 | 21.50 | -2.90 | 24.00 | 11.00 |
| High | 5320 | 21.45 | -2.90 | 24.00 | 11.00 |

| | | |
|---|---|---|
| **Duty Cycle CF (dB)** | 0.00 | **Included in Calculations of Corr'd PSD** |

**Output Power Results**

| Channel | Frequency (MHz) | Antenna 5 Meas Power (dBm) | Total Corr'd Power (dBm) | Power Limit (dBm) | Power Margin (dB) |
|---|---|---|---|---|---|
| Low | 5260 | 20.72 | 20.72 | 24.00 | -3.28 |
| Mid | 5300 | 20.81 | 20.81 | 24.00 | -3.19 |
| High | 5320 | 17.83 | 17.83 | 24.00 | -6.17 |

**PSD Results**

| Channel | Frequency (MHz) | Antenna 5 Meas PSD (dBm/1MHz) | Total Corr'd PSD (dBm/1MHz) | PSD Limit (dBm/1MHz) | PSD Margin (dB) |
|---|---|---|---|---|---|
| Low | 5260 | 8.000 | 8.000 | 11.00 | -3.000 |
| Mid | 5300 | 7.686 | 7.686 | 11.00 | -3.314 |
| High | 5320 | 5.010 | 5.010 | 11.00 | -5.990 |

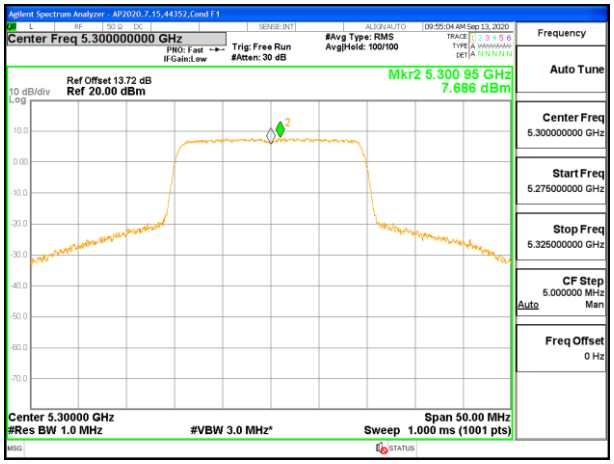


**MID CHANNEL**



UL VERIFICATION SERVICES INC.
47173 Benicia Street, Fremont, CA 94538; USA TEL:(510) 319-4000 FAX:(510) 661-0888
*This report shall not be reproduced except in full, without the written approval of UL Verification Services Inc.*

**2TX Antenna 6 + Antenna 5 OFDMA MODE (FCC) – 26 Tones, RU Index 0**

| | |
|---|---|
| **Test Engineer:** | 44352 |
| **Test Date:** | 9/2/2020 |

**Bandwidth, Antenna Gain, and Limits**

| Channel | Frequency (MHz) | Min 26 dB BW (MHz) | Directional Gain for Power (dBi) | Directional Gain for PSD (dBi) | Power Limit (dBm) | PSD Limit (dBm/1MHz) |
|---|---|---|---|---|---|---|
| Low | 5260 | 19.90 | -2.32 | 0.68 | 23.99 | 11.00 |
| Mid | 5300 | 19.75 | -2.32 | 0.68 | 23.96 | 11.00 |
| High | 5320 | 19.90 | -2.32 | 0.68 | 23.99 | 11.00 |

| | | |
|---|---|---|
| **Duty Cycle CF (dB)** | 0.00 | **Included in Calculations of Corr'd PSD** |

**Output Power Results**

| Channel | Frequency (MHz) | Antenna 6 Meas Power (dBm) | Antenna 5 Meas Power (dBm) | Total Corr'd Power (dBm) | Power Limit (dBm) | Power Margin (dB) |
|---|---|---|---|---|---|---|
| Low | 5260 | 8.84 | 8.87 | 11.87 | 23.99 | -12.12 |
| Mid | 5300 | 8.73 | 8.76 | 11.76 | 23.96 | -12.20 |
| High | 5320 | 8.64 | 8.69 | 11.68 | 23.99 | -12.31 |

**PSD Results**

| Channel | Frequency (MHz) | Antenna 6 Meas PSD (dBm/1MHz) | Antenna 5 Meas PSD (dBm/1MHz) | Total Corr'd PSD (dBm/1MHz) | PSD Limit (dBm/1MHz) | PSD Margin (dB) |
|---|---|---|---|---|---|---|
| Low | 5260 | 6.40 | 6.42 | 9.420 | 11.00 | -1.580 |
| Mid | 5300 | 6.35 | 6.43 | 9.403 | 11.00 | -1.597 |
| High | 5320 | 6.29 | 6.36 | 9.336 | 11.00 | -1.664 |

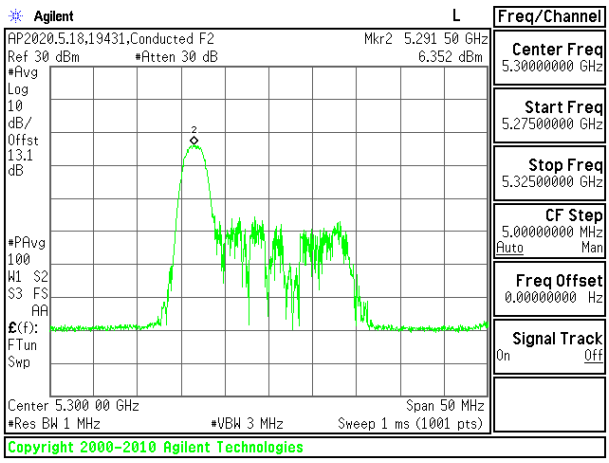


**MID CHANNEL [ANT 6]**

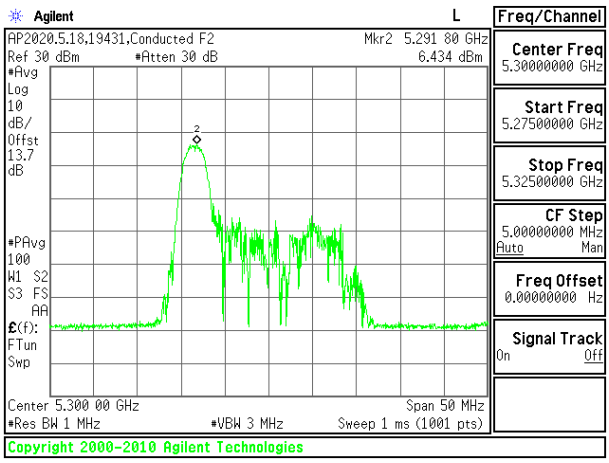


**MID CHANNEL [ANT 5]**



UL VERIFICATION SERVICES INC.
47173 Benicia Street, Fremont, CA 94538; USA TEL:(510) 319-4000 FAX:(510) 661-0888
*This report shall not be reproduced except in full, without the written approval of UL Verification Services Inc.*

**2TX Antenna 6 + Antenna 5 OFDMA MODE (FCC) – 26 Tones, RU Index 4**

| | |
|---|---|
| **Test Engineer:** | 44352 |
| **Test Date:** | 9/2/2020 |

**Bandwidth, Antenna Gain, and Limits**

| Channel | Frequency (MHz) | Min 26 dB BW (MHz) | Directional Gain for Power (dBi) | Directional Gain for PSD (dBi) | Power Limit (dBm) | PSD Limit (dBm/1MHz) |
|---|---|---|---|---|---|---|
| Low | 5260 | 18.45 | -2.32 | 0.68 | 23.66 | 11.00 |
| Mid | 5300 | 18.15 | -2.32 | 0.68 | 23.59 | 11.00 |
| High | 5320 | 18.35 | -2.32 | 0.68 | 23.64 | 11.00 |

| | | |
|---|---|---|
| **Duty Cycle CF (dB)** | 0.00 | **Included in Calculations of Corr'd PSD** |

**Output Power Results**

| Channel | Frequency (MHz) | Antenna 6 Meas Power (dBm) | Antenna 5 Meas Power (dBm) | Total Corr'd Power (dBm) | Power Limit (dBm) | Power Margin (dB) |
|---|---|---|---|---|---|---|
| Low | 5260 | 8.82 | 8.79 | 11.82 | 23.66 | -11.84 |
| Mid | 5300 | 8.87 | 8.86 | 11.88 | 23.59 | -11.71 |
| High | 5320 | 8.71 | 8.97 | 11.85 | 23.64 | -11.78 |

**PSD Results**

| Channel | Frequency (MHz) | Antenna 6 Meas PSD (dBm/1MHz) | Antenna 5 Meas PSD (dBm/1MHz) | Total Corr'd PSD (dBm/1MHz) | PSD Limit (dBm/1MHz) | PSD Margin (dB) |
|---|---|---|---|---|---|---|
| Low | 5260 | 5.487 | 5.293 | 8.401 | 11.00 | -2.599 |
| Mid | 5300 | 5.424 | 5.467 | 8.456 | 11.00 | -2.544 |
| High | 5320 | 5.062 | 6.344 | 8.760 | 11.00 | -2.240 |

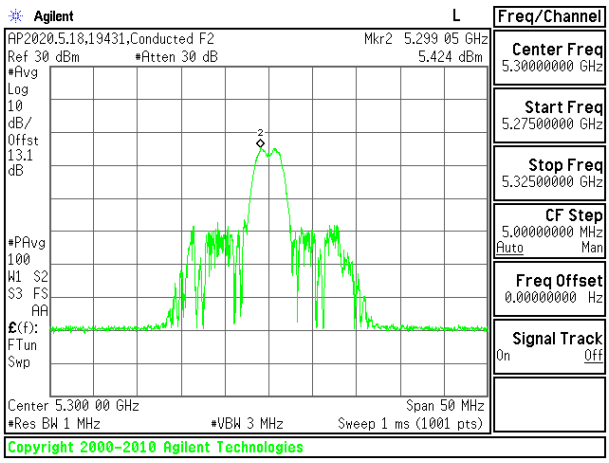


**MID CHANNEL [ANT 6]**

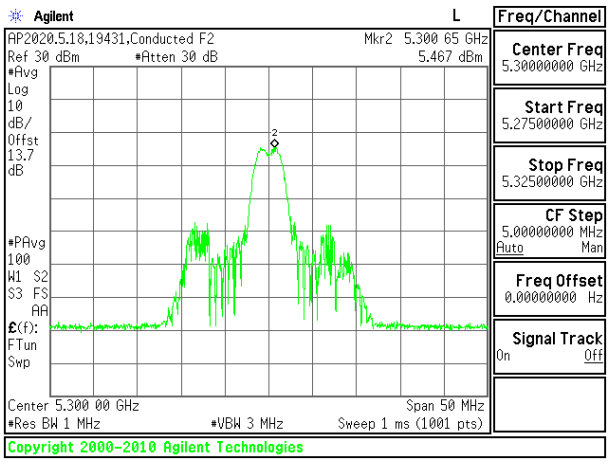


**MID CHANNEL [ANT 5]**



UL VERIFICATION SERVICES INC.
47173 Benicia Street, Fremont, CA 94538; USA TEL:(510) 319-4000 FAX:(510) 661-0888
*This report shall not be reproduced except in full, without the written approval of UL Verification Services Inc.*

**2TX Antenna 6 + Antenna 5 OFDMA MODE (FCC) – 26 Tones, RU Index 8**

| | |
|---|---|
| **Test Engineer:** | 44352 |
| **Test Date:** | 9/2/2020 |

**Bandwidth, Antenna Gain, and Limits**

| Channel | Frequency (MHz) | Min 26 dB BW (MHz) | Directional Gain for Power (dBi) | Directional Gain for PSD (dBi) | Power Limit (dBm) | PSD Limit (dBm/1MHz) |
|---|---|---|---|---|---|---|
| Low | 5260 | 20.00 | -2.32 | 0.68 | 24.00 | 11.00 |
| Mid | 5300 | 19.95 | -2.32 | 0.68 | 24.00 | 11.00 |
| High | 5320 | 19.95 | -2.32 | 0.68 | 24.00 | 11.00 |

| | | |
|---|---|---|
| **Duty Cycle CF (dB)** | 0.00 | **Included in Calculations of Corr'd PSD** |

**Output Power Results**

| Channel | Frequency (MHz) | Antenna 6 Meas Power (dBm) | Antenna 5 Meas Power (dBm) | Total Corr'd Power (dBm) | Power Limit (dBm) | Power Margin (dB) |
|---|---|---|---|---|---|---|
| Low | 5260 | 8.66 | 8.84 | 11.76 | 24.00 | -12.24 |
| Mid | 5300 | 8.83 | 8.76 | 11.81 | 24.00 | -12.19 |
| High | 5320 | 8.79 | 8.97 | 11.89 | 24.00 | -12.11 |

**PSD Results**

| Channel | Frequency (MHz) | Antenna 6 Meas PSD (dBm/1MHz) | Antenna 5 Meas PSD (dBm/1MHz) | Total Corr'd PSD (dBm/1MHz) | PSD Limit (dBm/1MHz) | PSD Margin (dB) |
|---|---|---|---|---|---|---|
| Low | 5260 | 6.237 | 6.425 | 9.342 | 11.00 | -1.658 |
| Mid | 5300 | 6.476 | 6.372 | 9.435 | 11.00 | -1.565 |
| High | 5320 | 6.376 | 6.598 | 9.499 | 11.00 | -1.501 |

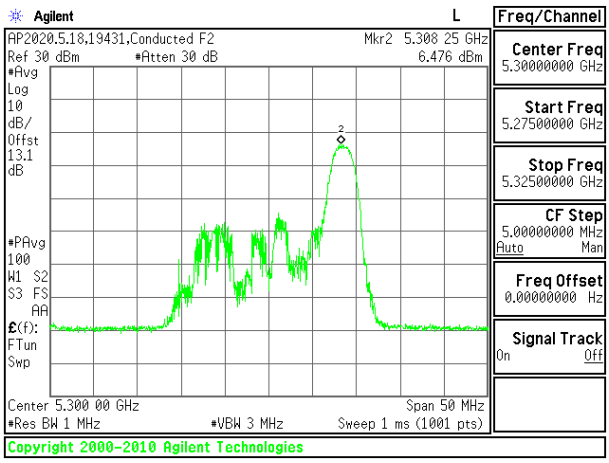


**MID CHANNEL [ANT 6]**

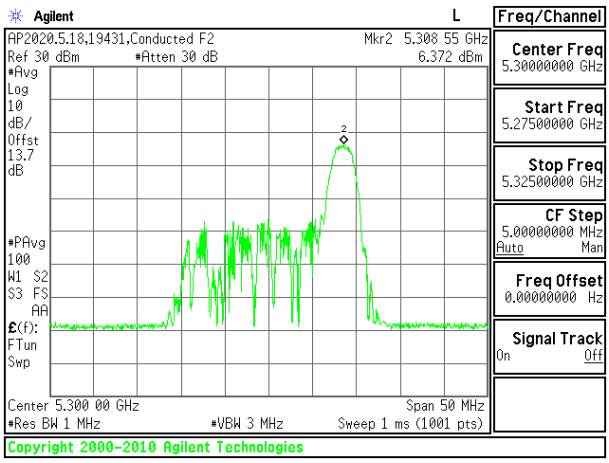


**MID CHANNEL [ANT 5]**



UL VERIFICATION SERVICES INC.
47173 Benicia Street, Fremont, CA 94538; USA TEL:(510) 319-4000 FAX:(510) 661-0888
*This report shall not be reproduced except in full, without the written approval of UL Verification Services Inc.*

**2TX Antenna 6 + Antenna 5 OFDMA MODE (FCC) – 242 Tones, RU Index 61**

| | |
|---|---|
| **Test Engineer:** | 44352 |
| **Test Date:** | 9/13/2020 |

**Bandwidth, Antenna Gain, and Limits**

| Channel | Frequency (MHz) | Min 26 dB BW (MHz) | Directional Gain for Power (dBi) | Directional Gain for PSD (dBi) | Power Limit (dBm) | PSD Limit (dBm/1MHz) |
|---|---|---|---|---|---|---|
| Low | 5260 | 21.25 | -2.32 | 0.68 | 24.00 | 11.00 |
| Mid | 5300 | 21.30 | -2.32 | 0.68 | 24.00 | 11.00 |
| High | 5320 | 21.30 | -2.32 | 0.68 | 24.00 | 11.00 |

| | | |
|---|---|---|
| **Duty Cycle CF (dB)** | 0.00 | **Included in Calculations of Corr'd PSD** |

**Output Power Results**

| Channel | Frequency (MHz) | Antenna 6 Meas Power (dBm) | Antenna 5 Meas Power (dBm) | Total Corr'd Power (dBm) | Power Limit (dBm) | Power Margin (dB) |
|---|---|---|---|---|---|---|
| Low | 5260 | 17.79 | 17.85 | 20.83 | 24.00 | -3.17 |
| Mid | 5300 | 17.82 | 17.89 | 20.87 | 24.00 | -3.13 |
| High | 5320 | 16.73 | 16.77 | 19.76 | 24.00 | -4.24 |

**PSD Results**

| Channel | Frequency (MHz) | Antenna 6 Meas PSD (dBm/1MHz) | Antenna 5 Meas PSD (dBm/1MHz) | Total Corr'd PSD (dBm/1MHz) | PSD Limit (dBm/1MHz) | PSD Margin (dB) |
|---|---|---|---|---|---|---|
| Low | 5260 | 5.040 | 5.318 | 8.192 | 11.00 | -2.808 |
| Mid | 5300 | 4.975 | 4.907 | 7.951 | 11.00 | -3.049 |
| High | 5320 | 4.145 | 4.129 | 7.147 | 11.00 | -3.853 |

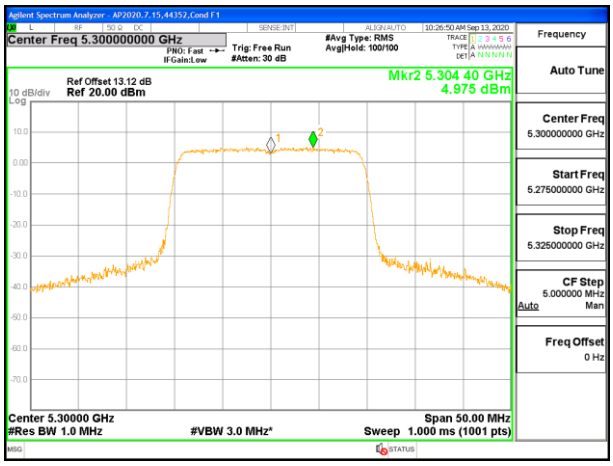


**MID CHANNEL [ANT 6]**

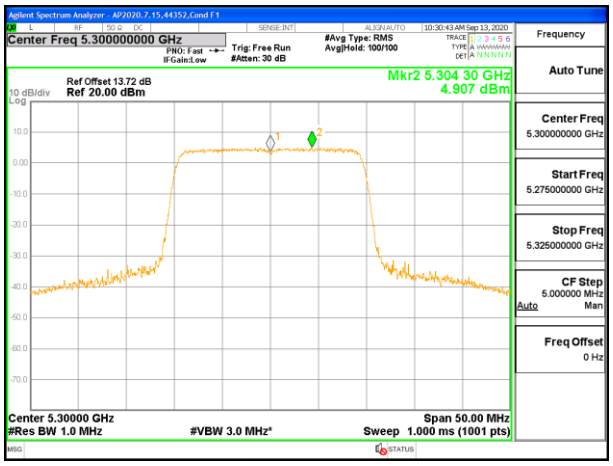


**MID CHANNEL [ANT 5]**



UL VERIFICATION SERVICES INC.
47173 Benicia Street, Fremont, CA 94538; USA TEL:(510) 319-4000 FAX:(510) 661-0888
*This report shall not be reproduced except in full, without the written approval of UL Verification Services Inc.*

## 8.4.11. 802.11ax HE40 MODE IN THE 5.3 GHz BAND

**1TX Antenna 6 MODE (FCC) – 26 Tones, RU Index 0**

| | |
|---|---|
| **Test Engineer:** | 44352 |
| **Test Date:** | 9/2/2020 |

**Bandwidth, Antenna Gain, and Limits**

| Channel | Frequency (MHz) | Min 26 dB BW (MHz) | Directional Gain (dBi) | Power Limit (dBm) | PSD Limit (dBm/1MHz) |
|---|---|---|---|---|---|
| Low | 5270 | 20.20 | -1.80 | 24.00 | 11.00 |
| High | 5310 | 20.20 | -1.80 | 24.00 | 11.00 |

| | | |
|---|---|---|
| **Duty Cycle CF (dB)** | 0.00 | **Included in Calculations of Corr'd PSD** |

**Output Power Results**

| Channel | Frequency (MHz) | Antenna 6 Meas Power (dBm) | Total Corr'd Power (dBm) | Power Limit (dBm) | Power Margin (dB) |
|---|---|---|---|---|---|
| Low | 5270 | 11.83 | 11.83 | 24.00 | -12.17 |
| High | 5310 | 11.96 | 11.96 | 24.00 | -12.04 |

**PSD Results**

| Channel | Frequency (MHz) | Antenna 6 Meas PSD (dBm/1MHz) | Total Corr'd PSD (dBm/1MHz) | PSD Limit (dBm/1MHz) | PSD Margin (dB) |
|---|---|---|---|---|---|
| Low | 5270 | 9.379 | 9.379 | 11.00 | -1.621 |
| High | 5310 | 9.515 | 9.515 | 11.00 | -1.485 |

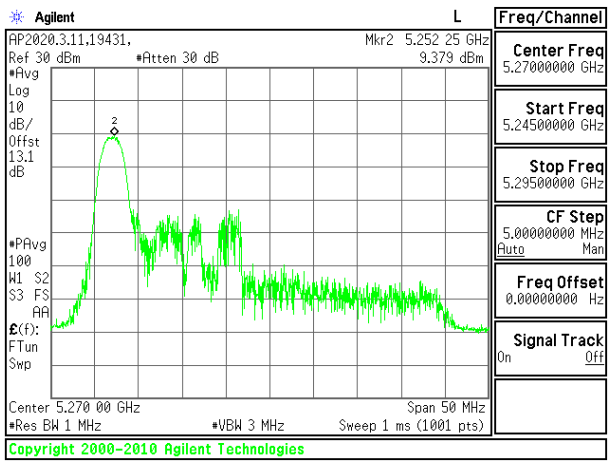


**LOW CHANNEL**



UL VERIFICATION SERVICES INC.
47173 Benicia Street, Fremont, CA 94538; USA TEL:(510) 319-4000 FAX:(510) 661-0888
*This report shall not be reproduced except in full, without the written approval of UL Verification Services Inc.*

**1TX Antenna 6 MODE (FCC) – 26 Tones, RU Index 8**

| | |
|---|---|
| **Test Engineer:** | 44352 |
| **Test Date:** | 9/2/2020 |

**Bandwidth, Antenna Gain, and Limits**

| Channel | Frequency (MHz) | Min 26 dB BW (MHz) | Directional Gain (dBi) | Power Limit (dBm) | PSD Limit (dBm/1MHz) |
|---|---|---|---|---|---|
| Low | 5270 | 23.50 | -1.80 | 24.00 | 11.00 |
| High | 5310 | 22.70 | -1.80 | 24.00 | 11.00 |

| | | |
|---|---|---|
| **Duty Cycle CF (dB)** | 0.00 | **Included in Calculations of Corr'd PSD** |

**Output Power Results**

| Channel | Frequency (MHz) | Antenna 6 Meas Power (dBm) | Total Corr'd Power (dBm) | Power Limit (dBm) | Power Margin (dB) |
|---|---|---|---|---|---|
| Low | 5270 | 11.82 | 11.82 | 24.00 | -12.18 |
| High | 5310 | 11.76 | 11.76 | 24.00 | -12.24 |

**PSD Results**

| Channel | Frequency (MHz) | Antenna 6 Meas PSD (dBm/1MHz) | Total Corr'd PSD (dBm/1MHz) | PSD Limit (dBm/1MHz) | PSD Margin (dB) |
|---|---|---|---|---|---|
| Low | 5270 | 9.506 | 9.506 | 11.00 | -1.494 |
| High | 5310 | 9.252 | 9.252 | 11.00 | -1.748 |

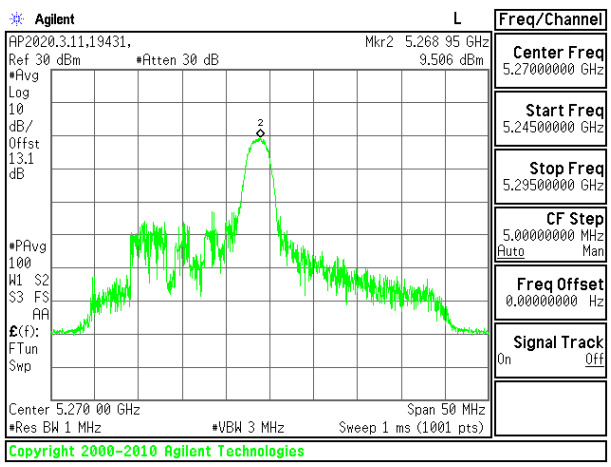


**LOW CHANNEL**



UL VERIFICATION SERVICES INC.
47173 Benicia Street, Fremont, CA 94538; USA TEL:(510) 319-4000 FAX:(510) 661-0888
*This report shall not be reproduced except in full, without the written approval of UL Verification Services Inc.*

**1TX Antenna 6 MODE (FCC) – 26 Tones, RU Index 17**

| | |
|---|---|
| **Test Engineer:** | 44352 |
| **Test Date:** | 9/2/2020 |

**Bandwidth, Antenna Gain, and Limits**

| Channel | Frequency (MHz) | Min 26 dB BW (MHz) | Directional Gain (dBi) | Power Limit (dBm) | PSD Limit (dBm/1MHz) |
|---|---|---|---|---|---|
| Low | 5270 | 20.400 | -1.80 | 24.00 | 11.00 |
| High | 5310 | 20.500 | -1.80 | 24.00 | 11.00 |

| | | |
|---|---|---|
| **Duty Cycle CF (dB)** | 0.00 | **Included in Calculations of Corr'd PSD** |

**Output Power Results**

| Channel | Frequency (MHz) | Antenna 6 Meas Power (dBm) | Total Corr'd Power (dBm) | Power Limit (dBm) | Power Margin (dB) |
|---|---|---|---|---|---|
| Low | 5270 | 11.76 | 11.76 | 24.00 | -12.24 |
| High | 5310 | 11.71 | 11.71 | 24.00 | -12.29 |

**PSD Results**

| Channel | Frequency (MHz) | Antenna 6 Meas PSD (dBm/1MHz) | Total Corr'd PSD (dBm/1MHz) | PSD Limit (dBm/1MHz) | PSD Margin (dB) |
|---|---|---|---|---|---|
| Low | 5270 | 9.334 | 9.334 | 11.00 | -1.666 |
| High | 5310 | 9.295 | 9.295 | 11.00 | -1.705 |

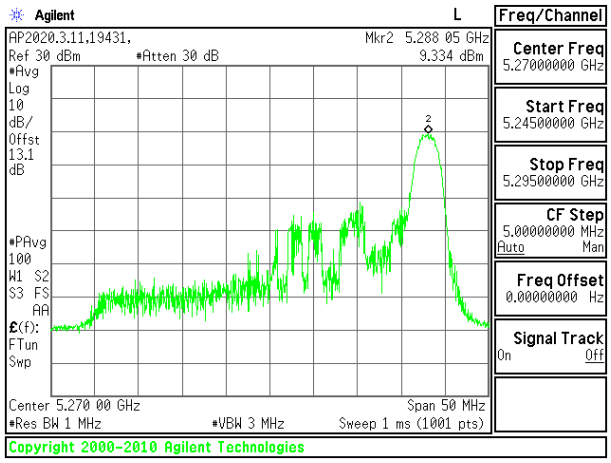


**LOW CHANNEL**



UL VERIFICATION SERVICES INC.
47173 Benicia Street, Fremont, CA 94538; USA TEL:(510) 319-4000 FAX:(510) 661-0888
*This report shall not be reproduced except in full, without the written approval of UL Verification Services Inc.*

**1TX Antenna 6 MODE (FCC) – 484 Tones, RU Index 65**

| | |
|---|---|
| **Test Engineer:** | 44352 |
| **Test Date:** | 9/13/2020 |

**Bandwidth, Antenna Gain, and Limits**

| Channel | Frequency (MHz) | Min 26 dB BW (MHz) | Directional Gain (dBi) | Power Limit (dBm) | PSD Limit (dBm/1MHz) |
|---|---|---|---|---|---|
| Low | 5270 | 41.00 | -1.80 | 24.00 | 11.00 |
| High | 5310 | 41.10 | -1.80 | 24.00 | 11.00 |

| | | |
|---|---|---|
| **Duty Cycle CF (dB)** | 0.00 | **Included in Calculations of Corr'd PSD** |

**Output Power Results**

| Channel | Frequency (MHz) | Antenna 6 Meas Power (dBm) | Total Corr'd Power (dBm) | Power Limit (dBm) | Power Margin (dB) |
|---|---|---|---|---|---|
| Low | 5270 | 18.80 | 18.80 | 24.00 | -5.20 |
| High | 5310 | 15.76 | 15.76 | 24.00 | -8.24 |

**PSD Results**

| Channel | Frequency (MHz) | Antenna 6 Meas PSD (dBm/1MHz) | Total Corr'd PSD (dBm/1MHz) | PSD Limit (dBm/1MHz) | PSD Margin (dB) |
|---|---|---|---|---|---|
| Low | 5270 | 4.147 | 4.147 | 11.00 | -6.853 |
| High | 5310 | 2.512 | 2.512 | 11.00 | -8.488 |

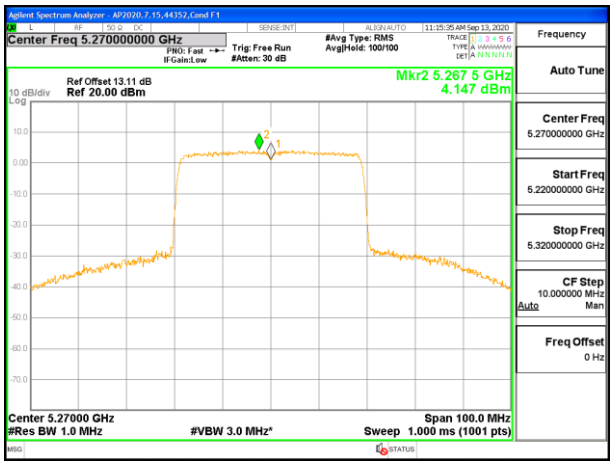


**LOW CHANNEL**



UL VERIFICATION SERVICES INC.
47173 Benicia Street, Fremont, CA 94538; USA TEL:(510) 319-4000 FAX:(510) 661-0888
*This report shall not be reproduced except in full, without the written approval of UL Verification Services Inc.*

**1TX Antenna 5 MODE (FCC) – 26 Tones, RU Index 0**

| | |
|---|---|
| **Test Engineer:** | 44352 |
| **Test Date:** | 9/2/2020 |

**Bandwidth, Antenna Gain, and Limits**

| Channel | Frequency (MHz) | Min 26 dB BW (MHz) | Directional Gain (dBi) | Power Limit (dBm) | PSD Limit (dBm/1MHz) |
|---|---|---|---|---|---|
| Low | 5270 | 20.10 | -2.90 | 24.00 | 11.00 |
| High | 5310 | 20.40 | -2.90 | 24.00 | 11.00 |

| | | |
|---|---|---|
| **Duty Cycle CF (dB)** | 0.00 | **Included in Calculations of Corr'd PSD** |

**Output Power Results**

| Channel | Frequency (MHz) | Antenna 5 Meas Power (dBm) | Total Corr'd Power (dBm) | Power Limit (dBm) | Power Margin (dB) |
|---|---|---|---|---|---|
| Low | 5270 | 11.89 | 11.89 | 24.00 | -12.11 |
| High | 5310 | 11.82 | 11.82 | 24.00 | -12.18 |

**PSD Results**

| Channel | Frequency (MHz) | Antenna 5 Meas PSD (dBm/1MHz) | Total Corr'd PSD (dBm/1MHz) | PSD Limit (dBm/1MHz) | PSD Margin (dB) |
|---|---|---|---|---|---|
| Low | 5270 | 9.711 | 9.711 | 11.00 | -1.289 |
| High | 5310 | 9.670 | 9.670 | 11.00 | -1.330 |

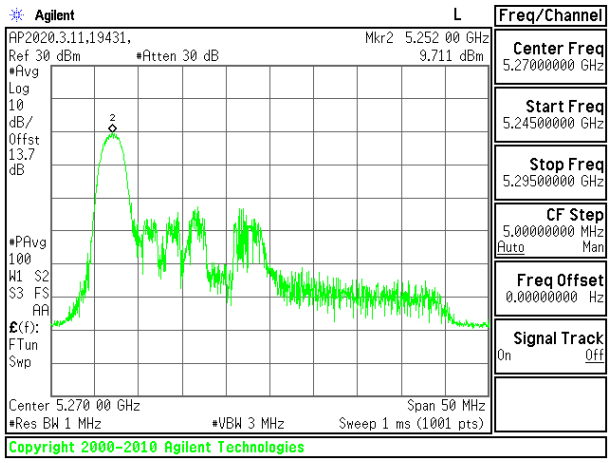


**LOW CHANNEL**



UL VERIFICATION SERVICES INC.
47173 Benicia Street, Fremont, CA 94538; USA TEL:(510) 319-4000 FAX:(510) 661-0888
*This report shall not be reproduced except in full, without the written approval of UL Verification Services Inc.*

**1TX Antenna 5 MODE (FCC) – 26 Tones, RU Index 8**

| | |
|---|---|
| **Test Engineer:** | 44352 |
| **Test Date:** | 9/2/2020 |

**Bandwidth, Antenna Gain, and Limits**

| Channel | Frequency (MHz) | Min 26 dB BW (MHz) | Directional Gain (dBi) | Power Limit (dBm) | PSD Limit (dBm/1MHz) |
|---|---|---|---|---|---|
| Low | 5270 | 23.20 | -2.90 | 24.00 | 11.00 |
| High | 5310 | 23.30 | -2.90 | 24.00 | 11.00 |

| | | |
|---|---|---|
| **Duty Cycle CF (dB)** | 0.00 | **Included in Calculations of Corr'd PSD** |

**Output Power Results**

| Channel | Frequency (MHz) | Antenna 5 Meas Power (dBm) | Total Corr'd Power (dBm) | Power Limit (dBm) | Power Margin (dB) |
|---|---|---|---|---|---|
| Low | 5270 | 11.67 | 11.67 | 24.00 | -12.33 |
| High | 5310 | 11.77 | 11.77 | 24.00 | -12.23 |

**PSD Results**

| Channel | Frequency (MHz) | Antenna 5 Meas PSD (dBm/1MHz) | Total Corr'd PSD (dBm/1MHz) | PSD Limit (dBm/1MHz) | PSD Margin (dB) |
|---|---|---|---|---|---|
| Low | 5270 | 9.375 | 9.375 | 11.00 | -1.625 |
| High | 5310 | 9.482 | 9.482 | 11.00 | -1.518 |

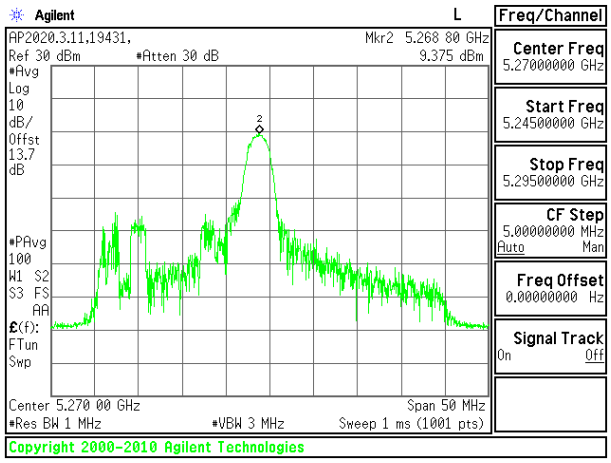


**LOW CHANNEL**



UL VERIFICATION SERVICES INC.
47173 Benicia Street, Fremont, CA 94538; USA TEL:(510) 319-4000 FAX:(510) 661-0888
*This report shall not be reproduced except in full, without the written approval of UL Verification Services Inc.*

**1TX Antenna 5 MODE (FCC) – 26 Tones, RU Index 17**

| | |
|---|---|
| **Test Engineer:** | 44352 |
| **Test Date:** | 9/2/2020 |

**Bandwidth, Antenna Gain, and Limits**

| Channel | Frequency (MHz) | Min 26 dB BW (MHz) | Directional Gain (dBi) | Power Limit (dBm) | PSD Limit (dBm/1MHz) |
|---|---|---|---|---|---|
| Low | 5270 | 20.30 | -2.90 | 24.00 | 11.00 |
| High | 5310 | 20.10 | -2.90 | 24.00 | 11.00 |

| | | |
|---|---|---|
| **Duty Cycle CF (dB)** | 0.00 | **Included in Calculations of Corr'd PSD** |

**Output Power Results**

| Channel | Frequency (MHz) | Antenna 5 Meas Power (dBm) | Total Corr'd Power (dBm) | Power Limit (dBm) | Power Margin (dB) |
|---|---|---|---|---|---|
| Low | 5270 | 11.98 | 11.98 | 24.00 | -12.02 |
| High | 5310 | 11.85 | 11.85 | 24.00 | -12.15 |

**PSD Results**

| Channel | Frequency (MHz) | Antenna 5 Meas PSD (dBm/1MHz) | Total Corr'd PSD (dBm/1MHz) | PSD Limit (dBm/1MHz) | PSD Margin (dB) |
|---|---|---|---|---|---|
| Low | 5270 | 9.750 | 9.750 | 11.00 | -1.250 |
| High | 5310 | 9.691 | 9.691 | 11.00 | -1.309 |

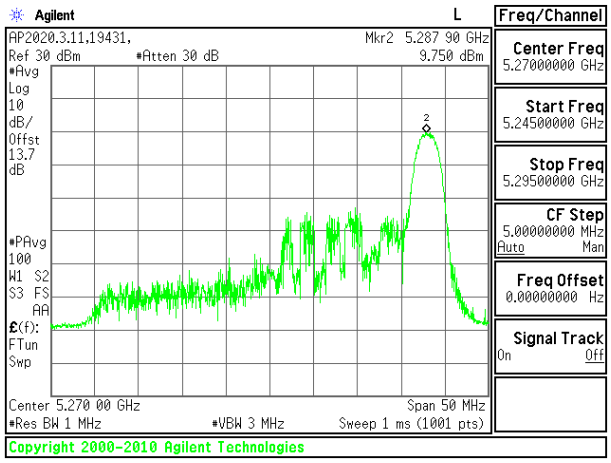


**LOW CHANNEL**



UL VERIFICATION SERVICES INC.
47173 Benicia Street, Fremont, CA 94538; USA TEL:(510) 319-4000 FAX:(510) 661-0888
*This report shall not be reproduced except in full, without the written approval of UL Verification Services Inc.*

**1TX Antenna 5 MODE (FCC) – 484 Tones, RU Index 65**

| | |
|---|---|
| **Test Engineer:** | 44352 |
| **Test Date:** | 9/2/2020 |

**Bandwidth, Antenna Gain, and Limits**

| Channel | Frequency (MHz) | Min 26 dB BW (MHz) | Directional Gain (dBi) | Power Limit (dBm) | PSD Limit (dBm/1MHz) |
|---|---|---|---|---|---|
| Low | 5270 | 40.90 | -2.90 | 24.00 | 11.00 |
| High | 5310 | 41.00 | -2.90 | 24.00 | 11.00 |

| | | |
|---|---|---|
| **Duty Cycle CF (dB)** | 0.00 | **Included in Calculations of Corr'd PSD** |

**Output Power Results**

| Channel | Frequency (MHz) | Antenna 5 Meas Power (dBm) | Total Corr'd Power (dBm) | Power Limit (dBm) | Power Margin (dB) |
|---|---|---|---|---|---|
| Low | 5270 | 20.66 | 20.66 | 24.00 | -3.34 |
| High | 5310 | 15.78 | 15.78 | 24.00 | -8.22 |

**PSD Results**

| Channel | Frequency (MHz) | Antenna 5 Meas PSD (dBm/1MHz) | Total Corr'd PSD (dBm/1MHz) | PSD Limit (dBm/1MHz) | PSD Margin (dB) |
|---|---|---|---|---|---|
| Low | 5270 | 6.644 | 6.644 | 11.00 | -4.356 |
| High | 5310 | 2.275 | 2.275 | 11.00 | -8.725 |

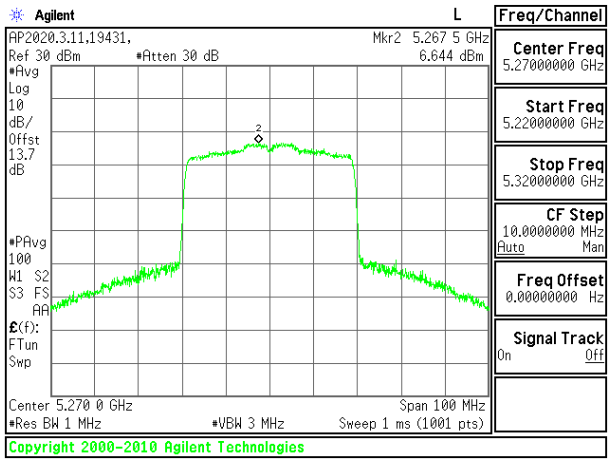


**LOW CHANNEL**



UL VERIFICATION SERVICES INC.
47173 Benicia Street, Fremont, CA 94538; USA TEL:(510) 319-4000 FAX:(510) 661-0888
*This report shall not be reproduced except in full, without the written approval of UL Verification Services Inc.*

**2TX Antenna 6 + Antenna 5 OFDMA MODE (FCC) – 26 Tones, RU Index 0**

| | |
|---|---|
| **Test Engineer:** | 44352 |
| **Test Date:** | 9/2/2020 |

**Bandwidth, Antenna Gain, and Limits**

| Channel | Frequency (MHz) | Min 26 dB BW (MHz) | Directional Gain for Power (dBi) | Directional Gain for PSD (dBi) | Power Limit (dBm) | PSD Limit (dBm/1MHz) |
|---|---|---|---|---|---|---|
| Low | 5270 | 19.90 | -2.32 | 0.68 | 23.99 | 11.00 |
| High | 5310 | 19.40 | -2.32 | 0.68 | 23.88 | 11.00 |

| | | |
|---|---|---|
| **Duty Cycle CF (dB)** | 0.00 | **Included in Calculations of Corr'd PSD** |

**Output Power Results**

| Channel | Frequency (MHz) | Antenna 6 Meas Power (dBm) | Antenna 5 Meas Power (dBm) | Total Corr'd Power (dBm) | Power Limit (dBm) | Power Margin (dB) |
|---|---|---|---|---|---|---|
| Low | 5270 | 8.84 | 8.81 | 11.84 | 23.99 | -12.15 |
| High | 5310 | 8.79 | 8.85 | 11.83 | 23.88 | -12.05 |

**PSD Results**

| Channel | Frequency (MHz) | Antenna 6 Meas PSD (dBm/1MHz) | Antenna 5 Meas PSD (dBm/1MHz) | Total Corr'd PSD (dBm/1MHz) | PSD Limit (dBm/1MHz) | PSD Margin (dB) |
|---|---|---|---|---|---|---|
| Low | 5270 | 6.431 | 6.542 | 9.497 | 11.00 | -1.503 |
| High | 5310 | 6.363 | 6.502 | 9.443 | 11.00 | -1.557 |

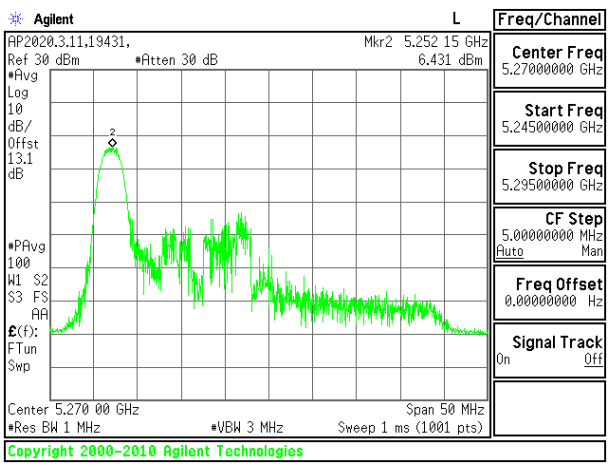


**LOW CHANNEL [ANT 6]**

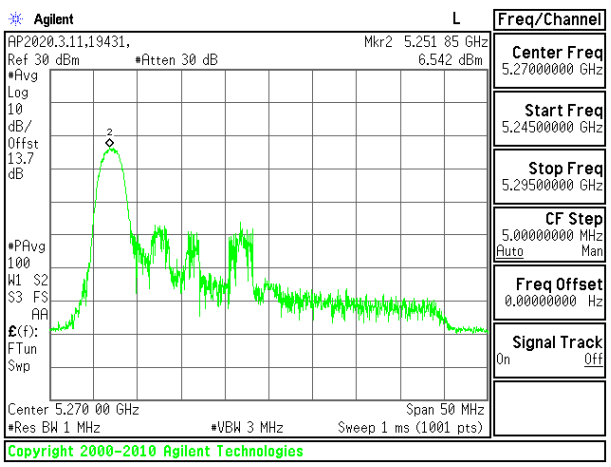


**LOW CHANNEL [ANT 5]**



UL VERIFICATION SERVICES INC.
47173 Benicia Street, Fremont, CA 94538; USA TEL:(510) 319-4000 FAX:(510) 661-0888
*This report shall not be reproduced except in full, without the written approval of UL Verification Services Inc.*

**2TX Antenna 6 + Antenna 5 OFDMA MODE (FCC) – 26 Tones, RU Index 8**

| | |
|---|---|
| **Test Engineer:** | 44352 |
| **Test Date:** | 9/2/2020 |

**Bandwidth, Antenna Gain, and Limits**

| Channel | Frequency (MHz) | Min 26 dB BW (MHz) | Directional Gain for Power (dBi) | Directional Gain for PSD (dBi) | Power Limit (dBm) | PSD Limit (dBm/1MHz) |
|---|---|---|---|---|---|---|
| Low | 5270 | 22.90 | -2.32 | 0.68 | 24.00 | 11.00 |
| High | 5310 | 22.50 | -2.32 | 0.68 | 24.00 | 11.00 |

| | | |
|---|---|---|
| **Duty Cycle CF (dB)** | 0.00 | **Included in Calculations of Corr'd PSD** |

**Output Power Results**

| Channel | Frequency (MHz) | Antenna 6 Meas Power (dBm) | Antenna 5 Meas Power (dBm) | Total Corr'd Power (dBm) | Power Limit (dBm) | Power Margin (dB) |
|---|---|---|---|---|---|---|
| Low | 5270 | 8.81 | 8.73 | 11.78 | 24.00 | -12.22 |
| High | 5310 | 8.93 | 8.68 | 11.82 | 24.00 | -12.18 |

**PSD Results**

| Channel | Frequency (MHz) | Antenna 6 Meas PSD (dBm/1MHz) | Antenna 5 Meas PSD (dBm/1MHz) | Total Corr'd PSD (dBm/1MHz) | PSD Limit (dBm/1MHz) | PSD Margin (dB) |
|---|---|---|---|---|---|---|
| Low | 5270 | 6.461 | 6.271 | 9.377 | 11.00 | -1.623 |
| High | 5310 | 6.557 | 6.167 | 9.377 | 11.00 | -1.623 |

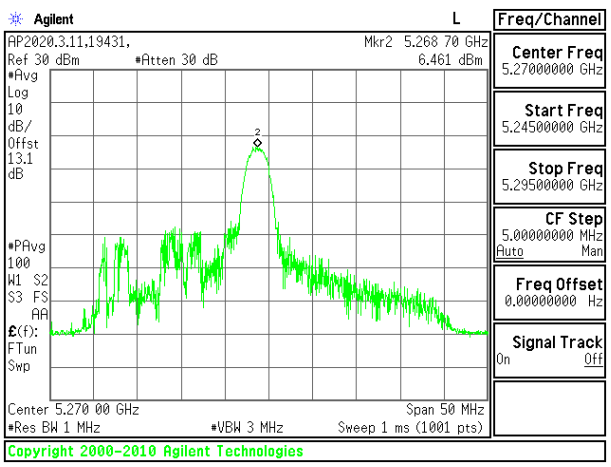


**LOW CHANNEL [ANT 6]**

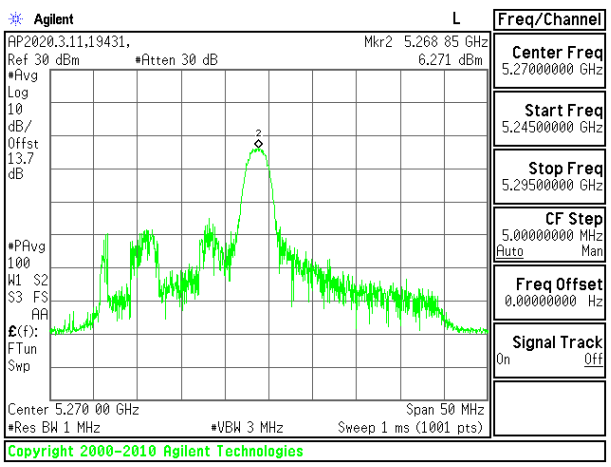


**LOW CHANNEL [ANT 5]**



UL VERIFICATION SERVICES INC.
47173 Benicia Street, Fremont, CA 94538; USA TEL:(510) 319-4000 FAX:(510) 661-0888
*This report shall not be reproduced except in full, without the written approval of UL Verification Services Inc.*

**2TX Antenna 6 + Antenna 5 OFDMA MODE (FCC) – 26 Tones, RU Index 17**

| | |
|---|---|
| **Test Engineer:** | 44352 |
| **Test Date:** | 9/2/2020 |

**Bandwidth, Antenna Gain, and Limits**

| Channel | Frequency (MHz) | Min 26 dB BW (MHz) | Directional Gain for Power (dBi) | Directional Gain for PSD (dBi) | Power Limit (dBm) | PSD Limit (dBm/1MHz) |
|---|---|---|---|---|---|---|
| Low | 5270 | 19.20 | -2.32 | 0.68 | 23.83 | 11.00 |
| High | 5310 | 19.40 | -2.32 | 0.68 | 23.88 | 11.00 |

| | | |
|---|---|---|
| **Duty Cycle CF (dB)** | 0.00 | **Included in Calculations of Corr'd PSD** |

**Output Power Results**

| Channel | Frequency (MHz) | Antenna 6 Meas Power (dBm) | Antenna 5 Meas Power (dBm) | Total Corr'd Power (dBm) | Power Limit (dBm) | Power Margin (dB) |
|---|---|---|---|---|---|---|
| Low | 5270 | 8.66 | 8.89 | 11.79 | 23.83 | -12.05 |
| High | 5310 | 8.71 | 8.82 | 11.78 | 23.88 | -12.10 |

**PSD Results**

| Channel | Frequency (MHz) | Antenna 6 Meas PSD (dBm/1MHz) | Antenna 5 Meas PSD (dBm/1MHz) | Total Corr'd PSD (dBm/1MHz) | PSD Limit (dBm/1MHz) | PSD Margin (dB) |
|---|---|---|---|---|---|---|
| Low | 5270 | 6.015 | 6.463 | 9.255 | 11.00 | -1.745 |
| High | 5310 | 6.248 | 6.328 | 9.298 | 11.00 | -1.702 |

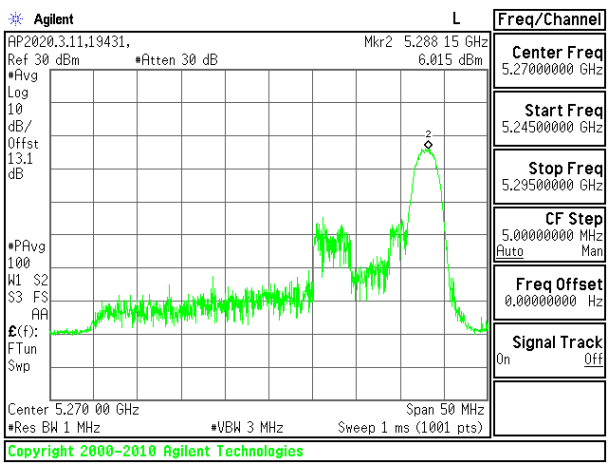


**LOW CHANNEL [ANT 6]**

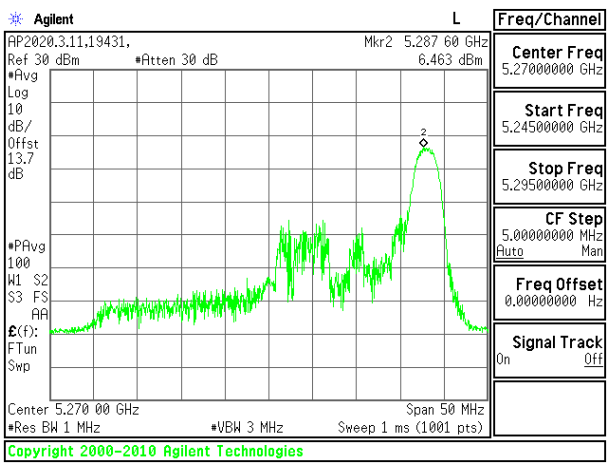


**LOW CHANNEL [ANT 5]**



UL VERIFICATION SERVICES INC.
47173 Benicia Street, Fremont, CA 94538; USA TEL:(510) 319-4000 FAX:(510) 661-0888
*This report shall not be reproduced except in full, without the written approval of UL Verification Services Inc.*

**2TX Antenna 6 + Antenna 5 OFDMA MODE (FCC) – 484 Tones, RU Index 65**

| | |
|---|---|
| **Test Engineer:** | 44352 |
| **Test Date:** | 9/13/2020 |

**Bandwidth, Antenna Gain, and Limits**

| Channel | Frequency (MHz) | Min 26 dB BW (MHz) | Directional Gain for Power (dBi) | Directional Gain for PSD (dBi) | Power Limit (dBm) | PSD Limit (dBm/1MHz) |
|---|---|---|---|---|---|---|
| Low | 5270 | 40.80 | -2.32 | 0.68 | 24.00 | 11.00 |
| High | 5310 | 40.90 | -2.32 | 0.68 | 24.00 | 11.00 |

| | | |
|---|---|---|
| **Duty Cycle CF (dB)** | 0.00 | **Included in Calculations of Corr'd PSD** |

**Output Power Results**

| Channel | Frequency (MHz) | Antenna 6 Meas Power (dBm) | Antenna 5 Meas Power (dBm) | Total Corr'd Power (dBm) | Power Limit (dBm) | Power Margin (dB) |
|---|---|---|---|---|---|---|
| Low | 5270 | 18.82 | 19.93 | 22.42 | 24.00 | -1.58 |
| High | 5310 | 15.25 | 15.28 | 18.28 | 24.00 | -5.72 |

**PSD Results**

| Channel | Frequency (MHz) | Antenna 6 Meas PSD (dBm/1MHz) | Antenna 5 Meas PSD (dBm/1MHz) | Total Corr'd PSD (dBm/1MHz) | PSD Limit (dBm/1MHz) | PSD Margin (dB) |
|---|---|---|---|---|---|---|
| Low | 5270 | 4.135 | 6.839 | 8.704 | 11.00 | -2.296 |
| High | 5310 | 2.483 | 2.475 | 5.489 | 11.00 | -5.511 |

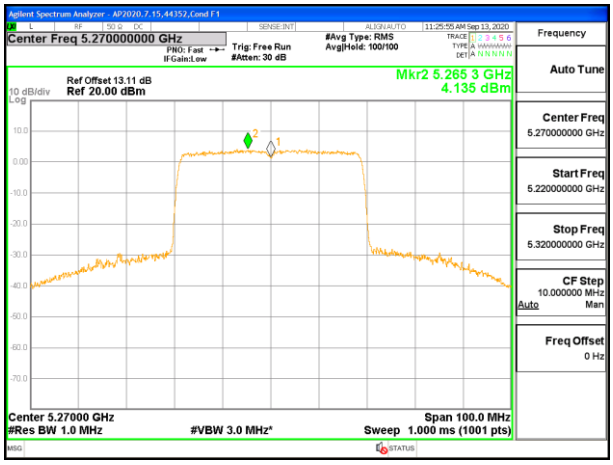


**LOW CHANNEL [ANT 6]**

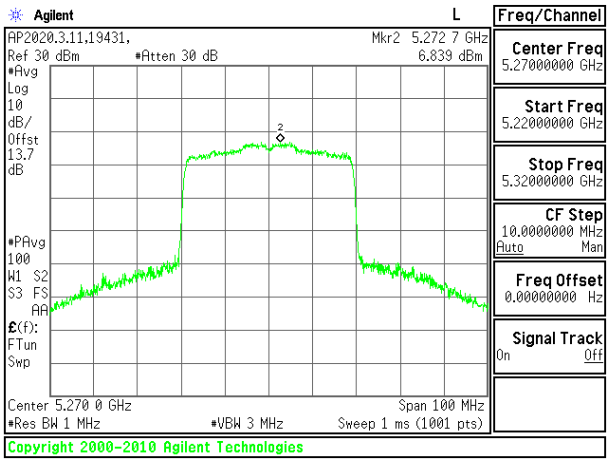


**LOW CHANNEL [ANT 5]**



UL VERIFICATION SERVICES INC.
47173 Benicia Street, Fremont, CA 94538; USA TEL:(510) 319-4000 FAX:(510) 661-0888
*This report shall not be reproduced except in full, without the written approval of UL Verification Services Inc.*

## 8.4.12. 802.11ax HE80 MODE IN THE 5.3 GHz BAND

**1TX Antenna 6 MODE (FCC) – 26 Tones, RU Index 0**

| | |
|---|---|
| **Test Engineer:** | 44352 |
| **Test Date:** | 9/2/2020 |

**Bandwidth, Antenna Gain, and Limits**

| Channel | Frequency (MHz) | Min 26 dB BW (MHz) | Directional Gain (dBi) | Power Limit (dBm) | PSD Limit (dBm/1MHz) |
|---|---|---|---|---|---|
| Mid | 5290 | 19.800 | -1.80 | 23.97 | 11.00 |

| | | |
|---|---|---|
| **Duty Cycle CF (dB)** | 0.00 | **Included in Calculations of Corr'd PSD** |

**Output Power Results**

| Channel | Frequency (MHz) | Antenna 6 Meas Power (dBm) | Total Corr'd Power (dBm) | Power Limit (dBm) | Power Margin (dB) |
|---|---|---|---|---|---|
| Mid | 5290 | 11.830 | 11.830 | 23.97 | -12.14 |

**PSD Results**

| Channel | Frequency (MHz) | Antenna 6 Meas PSD (dBm/1MHz) | Total Corr'd PSD (dBm/1MHz) | PSD Limit (dBm/1MHz) | PSD Margin (dB) |
|---|---|---|---|---|---|
| Mid | 5290 | 8.730 | 8.730 | 11.00 | -2.27 |

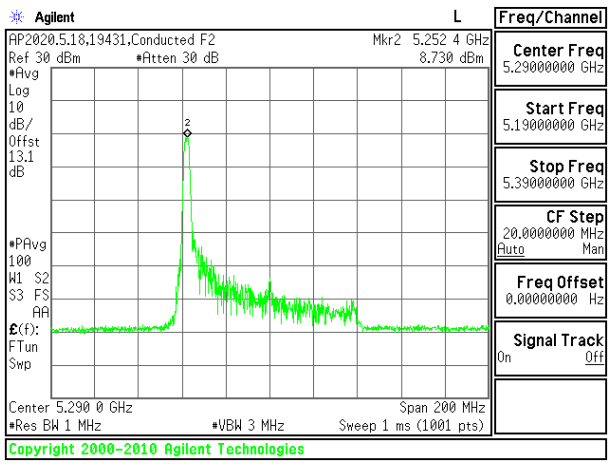


**MID CHANNEL**



UL VERIFICATION SERVICES INC.
47173 Benicia Street, Fremont, CA 94538; USA TEL:(510) 319-4000 FAX:(510) 661-0888
*This report shall not be reproduced except in full, without the written approval of UL Verification Services Inc.*

**1TX Antenna 6 MODE (FCC) – 26 Tones, RU Index 18**

| | |
|---|---|
| **Test Engineer:** | 39919 |
| **Test Date:** | 9/3/2020 |

**Bandwidth, Antenna Gain, and Limits**

| Channel | Frequency (MHz) | Min 26 dB BW (MHz) | Directional Gain (dBi) | Power Limit (dBm) | PSD Limit (dBm/1MHz) |
|---|---|---|---|---|---|
| Mid | 5290 | 40.800 | -1.80 | 24.00 | 11.00 |

| | | |
|---|---|---|
| **Duty Cycle CF (dB)** | 0.00 | **Included in Calculations of Corr'd PSD** |

**Output Power Results**

| Channel | Frequency (MHz) | Antenna 6 Meas Power (dBm) | Total Corr'd Power (dBm) | Power Limit (dBm) | Power Margin (dB) |
|---|---|---|---|---|---|
| Mid | 5290 | 11.720 | 11.720 | 24.00 | -12.28 |

**PSD Results**

| Channel | Frequency (MHz) | Antenna 6 Meas PSD (dBm/1MHz) | Total Corr'd PSD (dBm/1MHz) | PSD Limit (dBm/1MHz) | PSD Margin (dB) |
|---|---|---|---|---|---|
| Mid | 5290 | 7.878 | 7.878 | 11.00 | -3.12 |

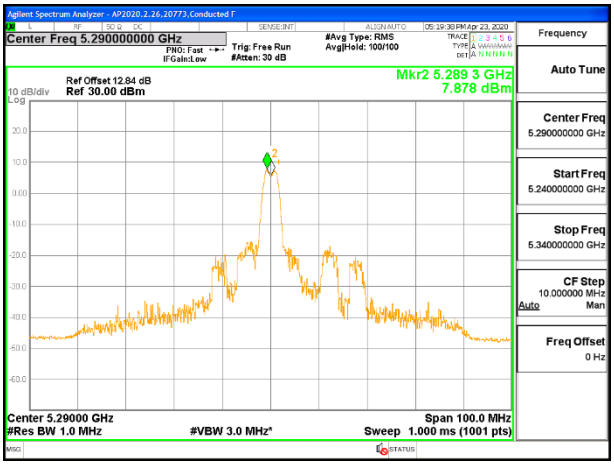


**MID CHANNEL**



UL VERIFICATION SERVICES INC.
47173 Benicia Street, Fremont, CA 94538; USA TEL:(510) 319-4000 FAX:(510) 661-0888
*This report shall not be reproduced except in full, without the written approval of UL Verification Services Inc.*

**1TX Antenna 6 MODE (FCC) – 26 Tones, RU Index 36**

| | |
|---|---|
| **Test Engineer:** | 39919 |
| **Test Date:** | 9/3/2020 |

**Bandwidth, Antenna Gain, and Limits**

| Channel | Frequency (MHz) | Min 26 dB BW (MHz) | Directional Gain (dBi) | Power Limit (dBm) | PSD Limit (dBm/1MHz) |
|---|---|---|---|---|---|
| Mid | 5290 | 21.200 | -1.80 | 24.00 | 11.00 |

| | | |
|---|---|---|
| **Duty Cycle CF (dB)** | 0.00 | **Included in Calculations of Corr'd PSD** |

**Output Power Results**

| Channel | Frequency (MHz) | Antenna 6 Meas Power (dBm) | Total Corr'd Power (dBm) | Power Limit (dBm) | Power Margin (dB) |
|---|---|---|---|---|---|
| Mid | 5290 | 11.900 | 11.900 | 24.00 | -12.10 |

**PSD Results**

| Channel | Frequency (MHz) | Antenna 6 Meas PSD (dBm/1MHz) | Total Corr'd PSD (dBm/1MHz) | PSD Limit (dBm/1MHz) | PSD Margin (dB) |
|---|---|---|---|---|---|
| Mid | 5290 | 9.006 | 9.006 | 11.00 | -1.99 |

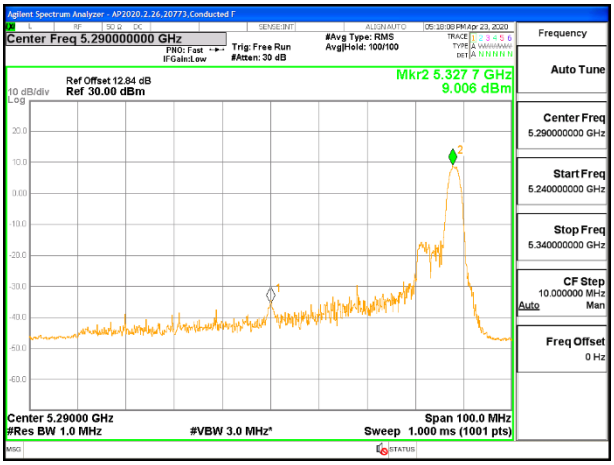


**MID CHANNEL**



UL VERIFICATION SERVICES INC.
47173 Benicia Street, Fremont, CA 94538; USA TEL:(510) 319-4000 FAX:(510) 661-0888
*This report shall not be reproduced except in full, without the written approval of UL Verification Services Inc.*

**1TX Antenna 6 MODE (FCC) – 996 Tones, RU Index 67**

**Bandwidth, Antenna Gain, and Limits**

| Channel | Frequency (MHz) | Min 26 dB BW (MHz) | Directional Gain (dBi) | Power Limit (dBm) | PSD Limit (dBm/1MHz) |
|---|---|---|---|---|---|
| Mid | 5290 | 82.800 | -1.80 | 24.00 | 11.00 |

| Duty Cycle CF (dB) | 0.00 | Included in Calculations of Corr'd PSD |
|---|---|---|

**Output Power Results**

| Channel | Frequency (MHz) | Antenna 6 Meas Power (dBm) | Total Corr'd Power (dBm) | Power Limit (dBm) | Power Margin (dB) |
|---|---|---|---|---|---|
| Mid | 5290 | 15.940 | 15.940 | 24.00 | -8.06 |

**PSD Results**

| Channel | Frequency (MHz) | Antenna 6 Meas PSD (dBm/1MHz) | Total Corr'd PSD (dBm/1MHz) | PSD Limit (dBm/1MHz) | PSD Margin (dB) |
|---|---|---|---|---|---|
| Mid | 5290 | -0.190 | -0.190 | 11.00 | -11.19 |

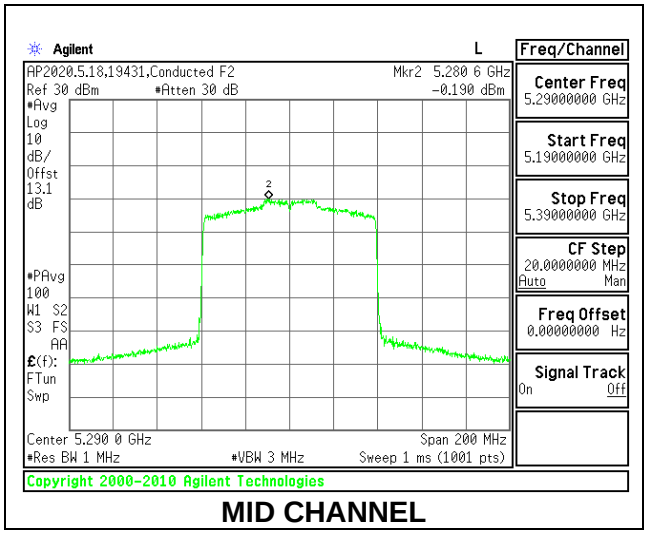


**MID CHANNEL**



UL VERIFICATION SERVICES INC.
47173 Benicia Street, Fremont, CA 94538; USA TEL:(510) 319-4000 FAX:(510) 661-0888
*This report shall not be reproduced except in full, without the written approval of UL Verification Services Inc.*

**1TX Antenna 5 MODE (FCC) – 26 Tones, RU Index 0**

| | |
|---|---|
| **Test Engineer:** | 39919 |
| **Test Date:** | 9/3/2020 |

**Bandwidth, Antenna Gain, and Limits**

| Channel | Frequency (MHz) | Min 26 dB BW (MHz) | Directional Gain (dBi) | Power Limit (dBm) | PSD Limit (dBm/1MHz) |
|---|---|---|---|---|---|
| Mid | 5290 | 20.000 | -2.90 | 24.00 | 11.00 |

| | | |
|---|---|---|
| **Duty Cycle CF (dB)** | 0.00 | **Included in Calculations of Corr'd PSD** |

**Output Power Results**

| Channel | Frequency (MHz) | Antenna 5 Meas Power (dBm) | Total Corr'd Power (dBm) | Power Limit (dBm) | Power Margin (dB) |
|---|---|---|---|---|---|
| Mid | 5290 | 11.910 | 11.910 | 24.00 | -12.09 |

**PSD Results**

| Channel | Frequency (MHz) | Antenna 5 Meas PSD (dBm/1MHz) | Total Corr'd PSD (dBm/1MHz) | PSD Limit (dBm/1MHz) | PSD Margin (dB) |
|---|---|---|---|---|---|
| Mid | 5290 | 9.114 | 9.114 | 11.00 | -1.89 |

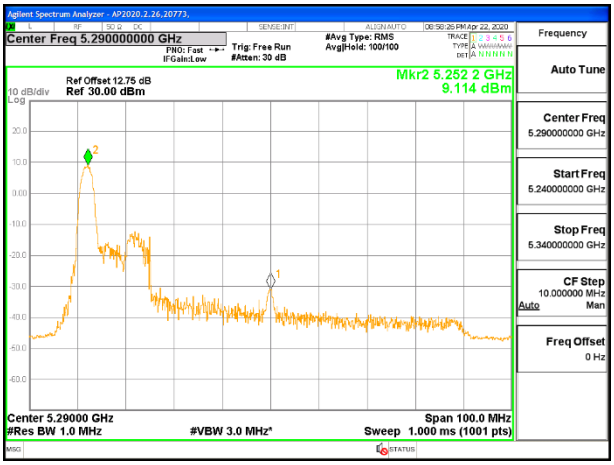


**MID CHANNEL**



UL VERIFICATION SERVICES INC.
47173 Benicia Street, Fremont, CA 94538; USA TEL:(510) 319-4000 FAX:(510) 661-0888
*This report shall not be reproduced except in full, without the written approval of UL Verification Services Inc.*

**1TX Antenna 5 MODE (FCC) – 26 Tones, RU Index 18**

| | |
|---|---|
| **Test Engineer:** | 39919 |
| **Test Date:** | 9/3/2020 |

**Bandwidth, Antenna Gain, and Limits**

| Channel | Frequency (MHz) | Min 26 dB BW (MHz) | Directional Gain (dBi) | Power Limit (dBm) | PSD Limit (dBm/1MHz) |
|---|---|---|---|---|---|
| Mid | 5290 | 40.600 | -2.90 | 24.00 | 11.00 |

| | | |
|---|---|---|
| **Duty Cycle CF (dB)** | 0.00 | **Included in Calculations of Corr'd PSD** |

**Output Power Results**

| Channel | Frequency (MHz) | Antenna 5 Meas Power (dBm) | Total Corr'd Power (dBm) | Power Limit (dBm) | Power Margin (dB) |
|---|---|---|---|---|---|
| Mid | 5290 | 11.750 | 11.750 | 24.00 | -12.25 |

**PSD Results**

| Channel | Frequency (MHz) | Antenna 5 Meas PSD (dBm/1MHz) | Total Corr'd PSD (dBm/1MHz) | PSD Limit (dBm/1MHz) | PSD Margin (dB) |
|---|---|---|---|---|---|
| Mid | 5290 | 7.887 | 7.887 | 11.00 | -3.11 |

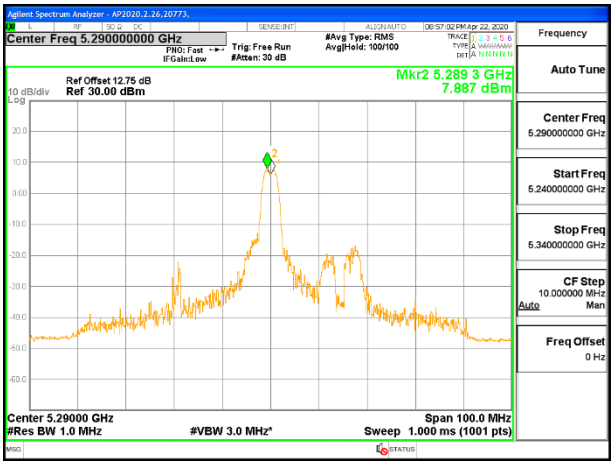


**MID CHANNEL**



UL VERIFICATION SERVICES INC.
47173 Benicia Street, Fremont, CA 94538; USA TEL:(510) 319-4000 FAX:(510) 661-0888
*This report shall not be reproduced except in full, without the written approval of UL Verification Services Inc.*

**1TX Antenna 5 MODE (FCC) – 26 Tones, RU Index 36**

| | |
|---|---|
| **Test Engineer:** | 39919 |
| **Test Date:** | 9/3/2020 |

**Bandwidth, Antenna Gain, and Limits**

| Channel | Frequency (MHz) | Min 26 dB BW (MHz) | Directional Gain (dBi) | Power Limit (dBm) | PSD Limit (dBm/1MHz) |
|---|---|---|---|---|---|
| Mid | 5290 | 20.800 | -2.90 | 24.00 | 11.00 |

| | | |
|---|---|---|
| **Duty Cycle CF (dB)** | 0.00 | **Included in Calculations of Corr'd PSD** |

**Output Power Results**

| Channel | Frequency (MHz) | Antenna 5 Meas Power (dBm) | Total Corr'd Power (dBm) | Power Limit (dBm) | Power Margin (dB) |
|---|---|---|---|---|---|
| Mid | 5290 | 11.920 | 11.920 | 24.00 | -12.08 |

**PSD Results**

| Channel | Frequency (MHz) | Antenna 5 Meas PSD (dBm/1MHz) | Total Corr'd PSD (dBm/1MHz) | PSD Limit (dBm/1MHz) | PSD Margin (dB) |
|---|---|---|---|---|---|
| Mid | 5290 | 9.186 | 9.186 | 11.00 | -1.81 |

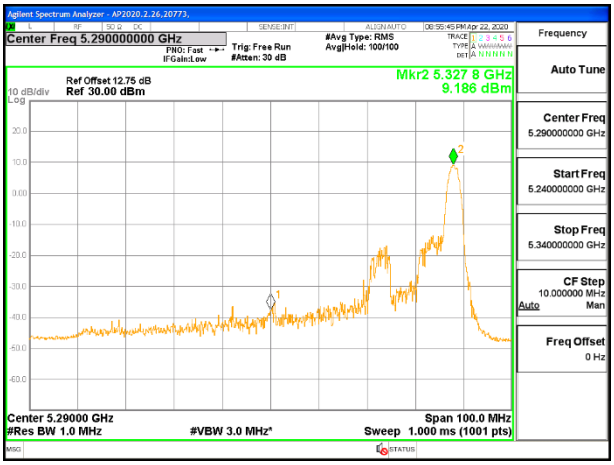


**MID CHANNEL**



UL VERIFICATION SERVICES INC.
47173 Benicia Street, Fremont, CA 94538; USA TEL:(510) 319-4000 FAX:(510) 661-0888
*This report shall not be reproduced except in full, without the written approval of UL Verification Services Inc.*

**1TX Antenna 5 MODE (FCC) – 996 Tones, RU Index 67**

| | |
|---|---|
| **Test Engineer:** | 39919 |
| **Test Date:** | 9/3/2020 |

**Bandwidth, Antenna Gain, and Limits**

| Channel | Frequency (MHz) | Min 26 dB BW (MHz) | Directional Gain (dBi) | Power Limit (dBm) | PSD Limit (dBm/1MHz) |
|---|---|---|---|---|---|
| Mid | 5290 | 83.200 | -2.90 | 24.00 | 11.00 |

| | | |
|---|---|---|
| **Duty Cycle CF (dB)** | 0.00 | **Included in Calculations of Corr'd PSD** |

**Output Power Results**

| Channel | Frequency (MHz) | Antenna 5 Meas Power (dBm) | Total Corr'd Power (dBm) | Power Limit (dBm) | Power Margin (dB) |
|---|---|---|---|---|---|
| Mid | 5290 | 15.920 | 15.920 | 24.00 | -8.08 |

**PSD Results**

| Channel | Frequency (MHz) | Antenna 5 Meas PSD (dBm/1MHz) | Total Corr'd PSD (dBm/1MHz) | PSD Limit (dBm/1MHz) | PSD Margin (dB) |
|---|---|---|---|---|---|
| Mid | 5290 | -0.235 | -0.235 | 11.00 | -11.24 |

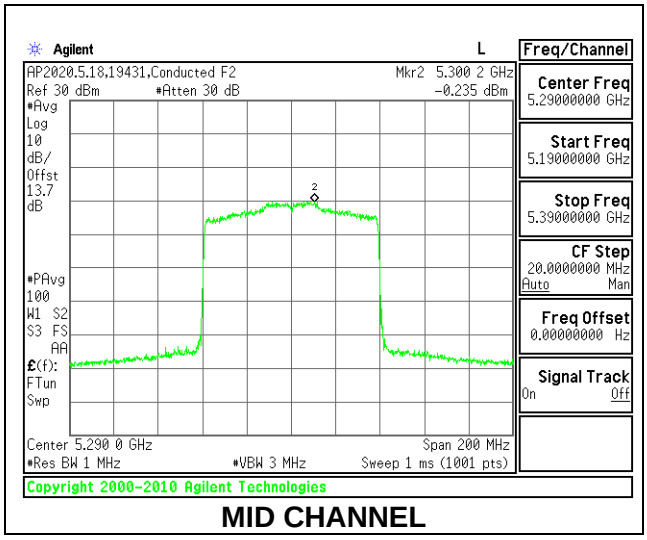


**MID CHANNEL**



UL VERIFICATION SERVICES INC.
47173 Benicia Street, Fremont, CA 94538; USA TEL:(510) 319-4000 FAX:(510) 661-0888
*This report shall not be reproduced except in full, without the written approval of UL Verification Services Inc.*

**2TX Antenna 6 + Antenna 5 OFDMA MODE (FCC) – 26 Tones, RU Index 0**

| | |
|---|---|
| **Test Engineer:** | 44352 |
| **Test Date:** | 9/3/2020 |

**Bandwidth, Antenna Gain, and Limits**

| Channel | Frequency (MHz) | Min 26 dB BW (MHz) | Directional Gain for Power (dBi) | Directional Gain for PSD (dBi) | Power Limit (dBm) | PSD Limit (dBm/1MHz) |
|---|---|---|---|---|---|---|
| Mid | 5290 | 20.000 | -2.30 | 0.68 | 24.00 | 11.00 |

| | | |
|---|---|---|
| **Duty Cycle CF (dB)** | 0.00 | **Included in Calculations of Corr'd PSD** |

**Output Power Results**

| Channel | Frequency (MHz) | Antenna 6 Meas Power (dBm) | Antenna 5 Meas Power (dBm) | Total Corr'd Power (dBm) | Power Limit (dBm) | Power Margin (dB) |
|---|---|---|---|---|---|---|
| Mid | 5290 | 8.880 | 8.960 | 11.930 | 24.00 | -12.07 |

**PSD Results**

| Channel | Frequency (MHz) | Antenna 6 Meas PSD (dBm/1MHz) | Antenna 5 Meas PSD (dBm/1MHz) | Total Corr'd PSD (dBm/1MHz) | PSD Limit (dBm/1MHz) | PSD Margin (dB) |
|---|---|---|---|---|---|---|
| Mid | 5290 | 6.545 | 6.291 | 9.430 | 11.00 | -1.57 |

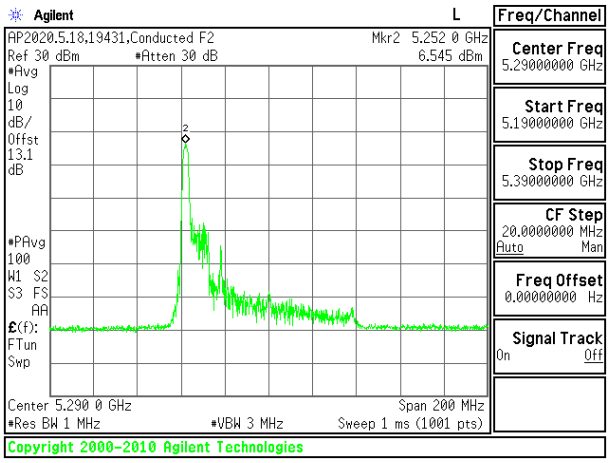


**MID CHANNEL ANT 6**

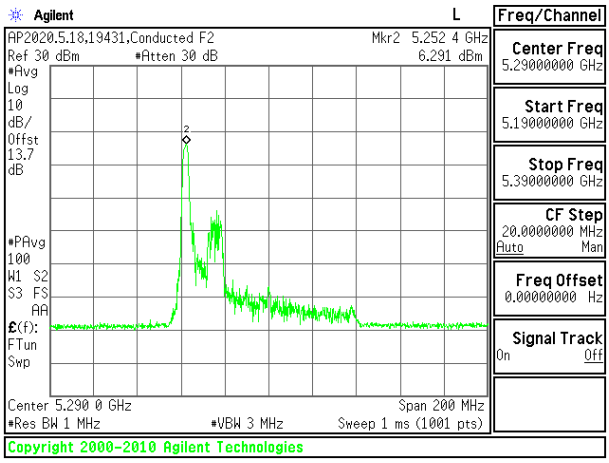


**MID CHANNEL ANT 5**



UL VERIFICATION SERVICES INC.
47173 Benicia Street, Fremont, CA 94538; USA TEL:(510) 319-4000 FAX:(510) 661-0888
*This report shall not be reproduced except in full, without the written approval of UL Verification Services Inc.*

**2TX Antenna 6 + Antenna 5 OFDMA MODE (FCC) – 26 Tones, RU Index 18**

| | |
|---|---|
| **Test Engineer:** | 44352 |
| **Test Date:** | 9/3/2020 |

**Bandwidth, Antenna Gain, and Limits**

| Channel | Frequency (MHz) | Min 26 dB BW (MHz) | Directional Gain for Power (dBi) | Directional Gain for PSD (dBi) | Power Limit (dBm) | PSD Limit (dBm/1MHz) |
|---|---|---|---|---|---|---|
| Mid | 5290 | 38.600 | -2.32 | 0.68 | 24.00 | 11.00 |

| | | |
|---|---|---|
| **Duty Cycle CF (dB)** | 0.00 | **Included in Calculations of Corr'd PSD** |

**Output Power Results**

| Channel | Frequency (MHz) | Antenna 6 Meas Power (dBm) | Antenna 5 Meas Power (dBm) | Total Corr'd Power (dBm) | Power Limit (dBm) | Power Margin (dB) |
|---|---|---|---|---|---|---|
| Mid | 5290 | 8.870 | 8.790 | 11.840 | 24.00 | -12.16 |

**PSD Results**

| Channel | Frequency (MHz) | Antenna 6 Meas PSD (dBm/1MHz) | Antenna 5 Meas PSD (dBm/1MHz) | Total Corr'd PSD (dBm/1MHz) | PSD Limit (dBm/1MHz) | PSD Margin (dB) |
|---|---|---|---|---|---|---|
| Mid | 5290 | 5.665 | 5.729 | 8.707 | 11.00 | -2.29 |

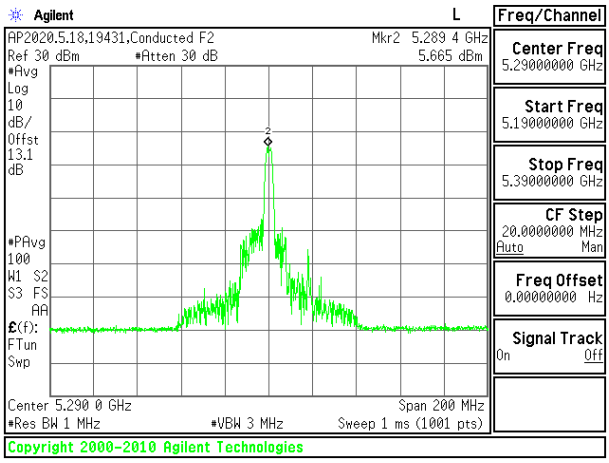


**MID CHANNEL ANT 6**

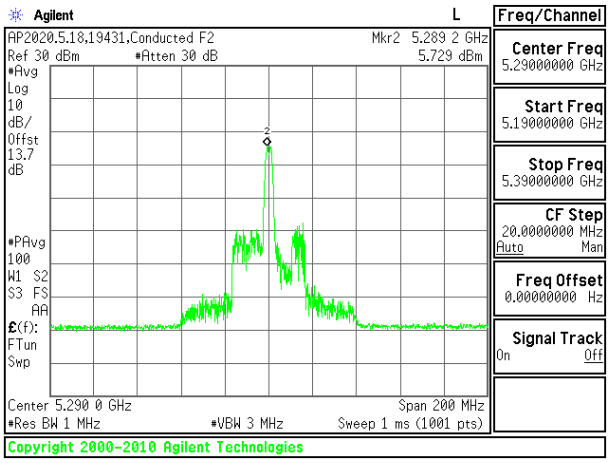


**MID CHANNEL ANT 5**



UL VERIFICATION SERVICES INC.
47173 Benicia Street, Fremont, CA 94538; USA TEL:(510) 319-4000 FAX:(510) 661-0888
*This report shall not be reproduced except in full, without the written approval of UL Verification Services Inc.*

**2TX Antenna 6 + Antenna 5 OFDMA MODE (FCC) – 26 Tones, RU Index 36**

| | |
|---|---|
| **Test Engineer:** | 44352 |
| **Test Date:** | 9/3/2020 |

**Bandwidth, Antenna Gain, and Limits**

| Channel | Frequency (MHz) | Min 26 dB BW (MHz) | Directional Gain for Power (dBi) | Directional Gain for PSD (dBi) | Power Limit (dBm) | PSD Limit (dBm/1MHz) |
|---|---|---|---|---|---|---|
| Mid | 5290 | 20.000 | -2.32 | 0.68 | 24.00 | 11.00 |

| | | |
|---|---|---|
| **Duty Cycle CF (dB)** | 0.00 | **Included in Calculations of Corr'd PSD** |

**Output Power Results**

| Channel | Frequency (MHz) | Antenna 6 Meas Power (dBm) | Antenna 5 Meas Power (dBm) | Total Corr'd Power (dBm) | Power Limit (dBm) | Power Margin (dB) |
|---|---|---|---|---|---|---|
| Mid | 5290 | 8.830 | 8.940 | 11.896 | 24.00 | -12.10 |

**PSD Results**

| Channel | Frequency (MHz) | Antenna 6 Meas PSD (dBm/1MHz) | Antenna 5 Meas PSD (dBm/1MHz) | Total Corr'd PSD (dBm/1MHz) | PSD Limit (dBm/1MHz) | PSD Margin (dB) |
|---|---|---|---|---|---|---|
| Mid | 5290 | 5.959 | 6.073 | 9.027 | 11.00 | -1.97 |

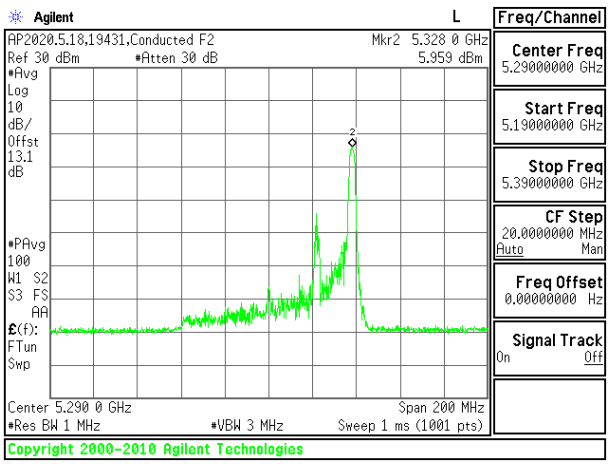


**MID CHANNEL ANT 6**

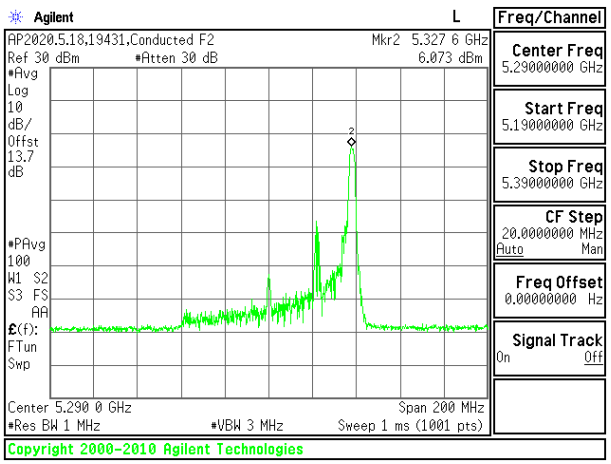


**MID CHANNEL ANT 5**



UL VERIFICATION SERVICES INC.
47173 Benicia Street, Fremont, CA 94538; USA TEL:(510) 319-4000 FAX:(510) 661-0888
*This report shall not be reproduced except in full, without the written approval of UL Verification Services Inc.*

**2TX Antenna 6 + Antenna 5 OFDMA MODE (FCC) – 996 Tones, RU Index 67**

| | |
|---|---|
| **Test Engineer:** | 44352 |
| **Test Date:** | 9/3/2020 |

**Bandwidth, Antenna Gain, and Limits**

| Channel | Frequency (MHz) | Min 26 dB BW (MHz) | Directional Gain for Power (dBi) | Directional Gain for PSD (dBi) | Power Limit (dBm) | PSD Limit (dBm/1MHz) |
|---|---|---|---|---|---|---|
| Mid | 5290 | 82.800 | -2.32 | 0.68 | 24.00 | 11.00 |

| | | |
|---|---|---|
| **Duty Cycle CF (dB)** | 0.00 | **Included in Calculations of Corr'd PSD** |

**Output Power Results**

| Channel | Frequency (MHz) | Antenna 6 Meas Power (dBm) | Antenna 5 Meas Power (dBm) | Total Corr'd Power (dBm) | Power Limit (dBm) | Power Margin (dB) |
|---|---|---|---|---|---|---|
| Mid | 5290 | 14.860 | 14.950 | 17.916 | 24.00 | -6.08 |

**PSD Results**

| Channel | Frequency (MHz) | Antenna 6 Meas PSD (dBm/1MHz) | Antenna 5 Meas PSD (dBm/1MHz) | Total Corr'd PSD (dBm/1MHz) | PSD Limit (dBm/1MHz) | PSD Margin (dB) |
|---|---|---|---|---|---|---|
| Mid | 5290 | -1.049 | -1.064 | -1.498 | 11.00 | -12.50 |

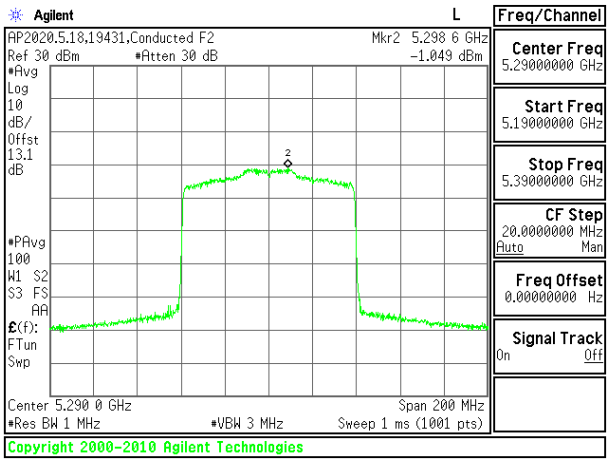


**MID CHANNEL ANT 6**

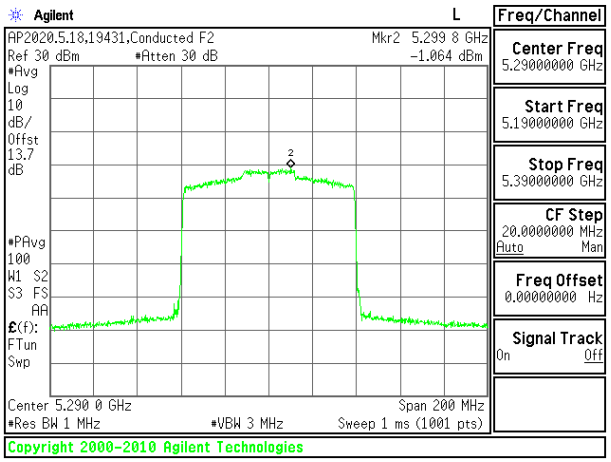


**MID CHANNEL ANT 5**



UL VERIFICATION SERVICES INC.
47173 Benicia Street, Fremont, CA 94538; USA TEL:(510) 319-4000 FAX:(510) 661-0888
*This report shall not be reproduced except in full, without the written approval of UL Verification Services Inc.*

## 8.4.13. 802.11n HT20 MODE IN THE 5.6 GHz BAND

**1TX Antenna 6 MODE (FCC)**

| | |
|---|---|
| **Test Engineer:** | 44352 |
| **Test Date:** | 9/13/2020 |

**Bandwidth, Antenna Gain, and Limits**

| Channel | Frequency (MHz) | Min 26 dB BW (MHz) | Directional Gain (dBi) | Power Limit (dBm) | PSD Limit (dBm/1MHz) |
|---|---|---|---|---|---|
| Low | 5500 | 21.45 | -0.30 | 24.00 | 11.00 |
| Mid | 5580 | 21.50 | -0.30 | 24.00 | 11.00 |
| High | 5700 | 21.70 | -0.30 | 24.00 | 11.00 |
| 144 | 5720 | 15.75 | -0.30 | 22.97 | 11.00 |

| | | |
|---|---|---|
| **Duty Cycle CF (dB)** | 0.00 | **Included in Calculations Corr'd PSD** |

**Output Power Results**

| Channel | Frequency (MHz) | Antenna 6 Meas Power (dBm) | Total Corr'd Power (dBm) | Power Limit (dBm) | Power Margin (dB) |
|---|---|---|---|---|---|
| Low | 5500 | 18.36 | 18.36 | 24.00 | -5.64 |
| Mid | 5580 | 18.22 | 18.22 | 24.00 | -5.78 |
| High | 5700 | 16.88 | 16.88 | 24.00 | -7.12 |
| 144 | 5720 | 18.32 | 18.32 | 22.97 | -4.65 |

**PSD Results**

| Channel | Frequency (MHz) | Antenna 6 Meas PSD (dBm/1MHz) | Total Corr'd PSD (dBm/1MHz) | PSD Limit (dBm/1MHz) | PSD Margin (dB) |
|---|---|---|---|---|---|
| Low | 5500 | 7.023 | 7.023 | 11.00 | -3.977 |
| Mid | 5580 | 6.864 | 6.864 | 11.00 | -4.136 |
| High | 5700 | 6.327 | 6.327 | 11.00 | -4.673 |
| 144 | 5720 | 7.774 | 7.774 | 11.00 | -3.226 |

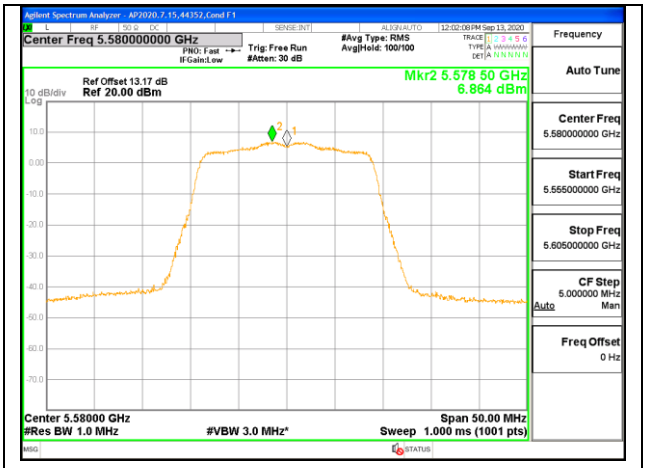


**MID CHANNEL**



UL VERIFICATION SERVICES INC.
47173 Benicia Street, Fremont, CA 94538; USA TEL:(510) 319-4000 FAX:(510) 661-0888
*This report shall not be reproduced except in full, without the written approval of UL Verification Services Inc.*

**1TX Antenna 5 MODE (FCC)**

| | |
|---|---|
| **Test Engineer:** | 44352 |
| **Test Date:** | 9/13/2020 |

**Bandwidth, Antenna Gain, and Limits**

| Channel | Frequency (MHz) | Min 26 dB BW (MHz) | Directional Gain (dBi) | Power Limit (dBm) | PSD Limit (dBm/1MHz) |
|---|---|---|---|---|---|
| Low | 5500 | 21.55 | -3.60 | 24.00 | 11.00 |
| Mid | 5580 | 21.35 | -3.60 | 24.00 | 11.00 |
| High | 5700 | 21.55 | -3.60 | 24.00 | 11.00 |
| 144 | 5720 | 15.75 | -3.60 | 22.97 | 11.00 |

| | | |
|---|---|---|
| **Duty Cycle CF (dB)** | 0.00 | **Included in Calculations Corr'd PSD** |

**Output Power Results**

| Channel | Frequency (MHz) | Antenna 5 Meas Power (dBm) | Total Corr'd Power (dBm) | Power Limit (dBm) | Power Margin (dB) |
|---|---|---|---|---|---|
| Low | 5500 | 18.83 | 18.83 | 24.00 | -5.17 |
| Mid | 5580 | 20.84 | 20.84 | 24.00 | -3.16 |
| High | 5700 | 16.76 | 16.76 | 24.00 | -7.24 |
| 144 | 5720 | 20.88 | 20.88 | 22.97 | -2.09 |

**PSD Results**

| Channel | Frequency (MHz) | Antenna 5 Meas PSD (dBm/1MHz) | Total Corr'd PSD (dBm/1MHz) | PSD Limit (dBm/1MHz) | PSD Margin (dB) |
|---|---|---|---|---|---|
| Low | 5500 | 7.442 | 7.442 | 11.00 | -3.558 |
| Mid | 5580 | 9.633 | 9.633 | 11.00 | -1.367 |
| High | 5700 | 6.356 | 6.356 | 11.00 | -4.644 |
| 144 | 5720 | 9.873 | 9.873 | 11.00 | -1.127 |

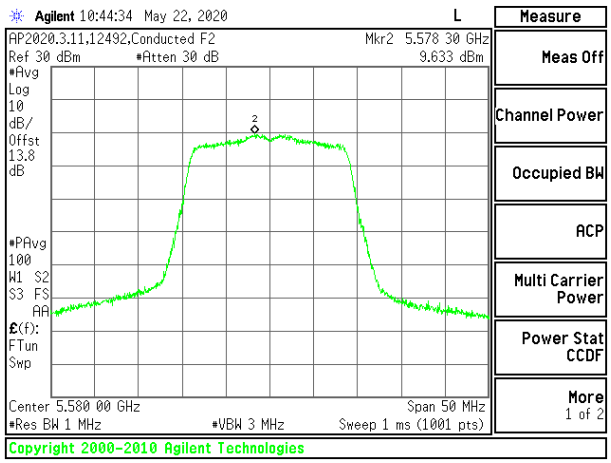


**MID CHANNEL**



UL VERIFICATION SERVICES INC.
47173 Benicia Street, Fremont, CA 94538; USA TEL:(510) 319-4000 FAX:(510) 661-0888
*This report shall not be reproduced except in full, without the written approval of UL Verification Services Inc.*

**2TX Antenna 6 + Antenna 5 CDD MODE (FCC)**

| | |
|---|---|
| **Test Engineer:** | 44352 |
| **Test Date:** | 9/13/2020 |

**Bandwidth, Antenna Gain, and Limits**

| Channel | Frequency (MHz) | Min 26 dB BW (MHz) | Directional Gain for Power (dBi) | Directional Gain for PSD (dBi) | Power Limit (dBm) | PSD Limit (dBm/1MHz) |
|---|---|---|---|---|---|---|
| Low | 5500 | 21.30 | -1.64 | 1.22 | 24.00 | 11.00 |
| Mid | 5580 | 21.30 | -1.64 | 1.22 | 24.00 | 11.00 |
| High | 5700 | 21.35 | -1.64 | 1.22 | 24.00 | 11.00 |
| 144 | 5720 | 15.60 | -1.64 | 1.22 | 22.93 | 11.00 |

| | | |
|---|---|---|
| **Duty Cycle CF (dB)** | 0.00 | **Included in Calculations of Corr'd PSD** |

**Output Power Results**

| Channel | Frequency (MHz) | Antenna 6 Meas Power (dBm) | Antenna 5 Meas Power (dBm) | Total Corr'd Power (dBm) | Power Limit (dBm) | Power Margin (dB) |
|---|---|---|---|---|---|---|
| Low | 5500 | 17.84 | 17.78 | 20.82 | 24.00 | -3.18 |
| Mid | 5580 | 17.79 | 17.83 | 20.82 | 24.00 | -3.18 |
| High | 5700 | 16.42 | 16.31 | 19.38 | 24.00 | -4.62 |
| 144 | 5720 | 17.72 | 17.76 | 20.75 | 22.93 | -2.18 |

**PSD Results**

| Channel | Frequency (MHz) | Antenna 6 Meas PSD (dBm/1MHz) | Antenna 5 Meas PSD (dBm/1MHz) | Total Corr'd PSD (dBm/1MHz) | PSD Limit (dBm/1MHz) | PSD Margin (dB) |
|---|---|---|---|---|---|---|
| Low | 5500 | 7.145 | 6.710 | 9.943 | 11.00 | -1.057 |
| Mid | 5580 | 6.820 | 7.131 | 9.989 | 11.00 | -1.011 |
| High | 5700 | 5.422 | 5.396 | 8.419 | 11.00 | -2.581 |
| 144 | 5720 | 6.507 | 6.768 | 9.650 | 11.00 | -1.350 |

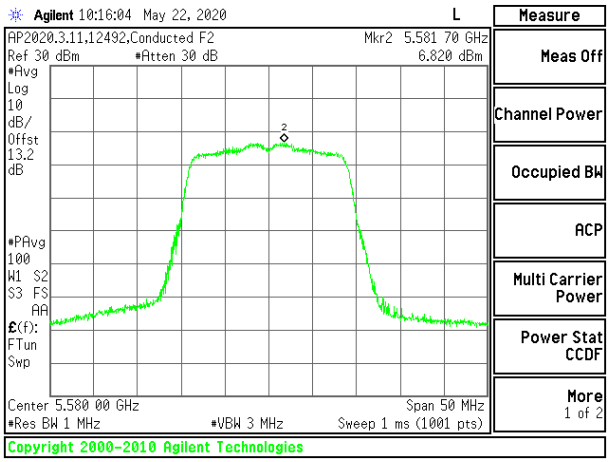


**MID CHANNEL [ANT 6]**

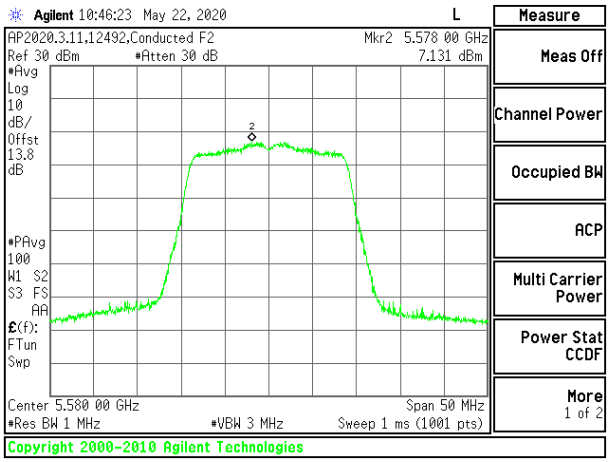


**MID CHANNEL [ANT 5]**



UL VERIFICATION SERVICES INC.
47173 Benicia Street, Fremont, CA 94538; USA TEL:(510) 319-4000 FAX:(510) 661-0888
*This report shall not be reproduced except in full, without the written approval of UL Verification Services Inc.*

## 8.4.14. 802.11n HT40 MODE IN THE 5.6 GHz BAND

**1TX Antenna 6 MODE (FCC)**

| | |
|---|---|
| **Test Engineer:** | 44352 |
| **Test Date:** | 9/13/2020 |

**Bandwidth, Antenna Gain, and Limits**

| Channel | Frequency (MHz) | Min 26 dB BW (MHz) | Directional Gain (dBi) | Power Limit (dBm) | PSD Limit (dBm/1MHz) |
|---|---|---|---|---|---|
| Low | 5510 | 42.60 | -0.30 | 24.00 | 11.00 |
| Mid | 5550 | 42.30 | -0.30 | 24.00 | 11.00 |
| High | 5670 | 42.60 | -0.30 | 24.00 | 11.00 |
| 142 | 5710 | 36.15 | -0.30 | 24.00 | 11.00 |

| | | |
|---|---|---|
| **Duty Cycle CF (dB)** | 0.09 | **Included in Calculations Corr'd PSD** |

**Output Power Results**

| Channel | Frequency (MHz) | Antenna 6 Meas Power (dBm) | Total Corr'd Power (dBm) | Power Limit (dBm) | Power Margin (dB) |
|---|---|---|---|---|---|
| Low | 5510 | 15.87 | 15.87 | 24.00 | -8.13 |
| Mid | 5550 | 18.19 | 18.19 | 24.00 | -5.81 |
| High | 5670 | 18.22 | 18.22 | 24.00 | -5.78 |
| 142 | 5710 | 18.20 | 18.29 | 24.00 | -5.71 |

**PSD Results**

| Channel | Frequency (MHz) | Antenna 6 Meas PSD (dBm/1MHz) | Total Corr'd PSD (dBm/1MHz) | PSD Limit (dBm/1MHz) | PSD Margin (dB) |
|---|---|---|---|---|---|
| Low | 5510 | 1.706 | 1.796 | 11.00 | -9.204 |
| Mid | 5550 | 3.942 | 4.032 | 11.00 | -6.968 |
| High | 5670 | 4.725 | 4.815 | 11.00 | -6.185 |
| 142 | 5710 | 4.766 | 4.856 | 11.00 | -6.144 |

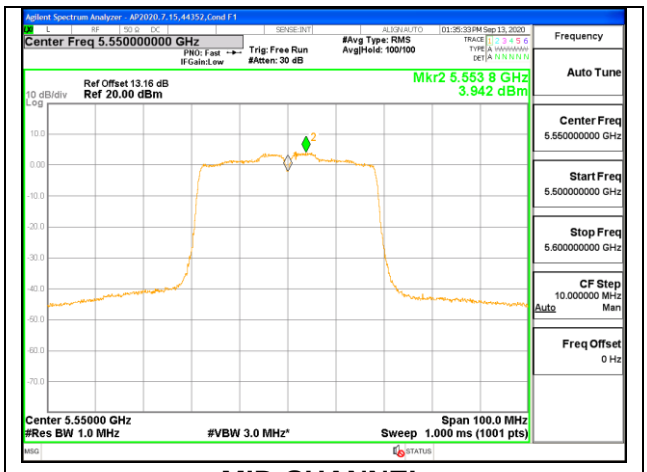


**MID CHANNEL**



UL VERIFICATION SERVICES INC.
47173 Benicia Street, Fremont, CA 94538; USA TEL:(510) 319-4000 FAX:(510) 661-0888
*This report shall not be reproduced except in full, without the written approval of UL Verification Services Inc.*

**1TX Antenna 5 MODE (FCC)**

| | |
|---|---|
| **Test Engineer:** | 44352 |
| **Test Date:** | 9/13/2020 |

**Bandwidth, Antenna Gain, and Limits**

| Channel | Frequency (MHz) | Min 26 dB BW (MHz) | Directional Gain (dBi) | Power Limit (dBm) | PSD Limit (dBm/1MHz) |
|---|---|---|---|---|---|
| Low | 5510 | 42.80 | -3.60 | 24.00 | 11.00 |
| Mid | 5550 | 43.10 | -3.60 | 24.00 | 11.00 |
| High | 5670 | 43.50 | -3.60 | 24.00 | 11.00 |
| 142 | 5710 | 36.45 | -3.60 | 24.00 | 11.00 |

| | | |
|---|---|---|
| **Duty Cycle CF (dB)** | 0.09 | **Included in Calculations Corr'd PSD** |

**Output Power Results**

| Channel | Frequency (MHz) | Antenna 5 Meas Power (dBm) | Total Corr'd Power (dBm) | Power Limit (dBm) | Power Margin (dB) |
|---|---|---|---|---|---|
| Low | 5510 | 15.86 | 15.86 | 24.00 | -8.14 |
| Mid | 5550 | 20.81 | 20.81 | 24.00 | -3.19 |
| High | 5670 | 18.73 | 18.73 | 24.00 | -5.27 |
| 142 | 5710 | 20.84 | 20.93 | 24.00 | -3.07 |

**PSD Results**

| Channel | Frequency (MHz) | Antenna 5 Meas PSD (dBm/1MHz) | Total Corr'd PSD (dBm/1MHz) | PSD Limit (dBm/1MHz) | PSD Margin (dB) |
|---|---|---|---|---|---|
| Low | 5510 | 1.367 | 1.457 | 11.00 | -9.543 |
| Mid | 5550 | 7.654 | 7.744 | 11.00 | -3.256 |
| High | 5670 | 5.259 | 5.349 | 11.00 | -5.651 |
| 142 | 5710 | 7.622 | 7.712 | 11.00 | -3.288 |

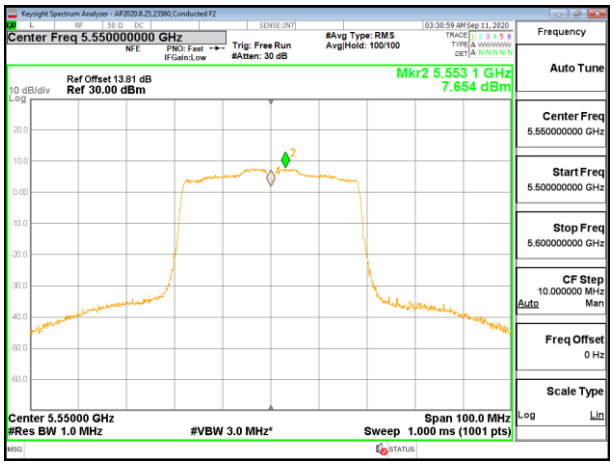


**MID CHANNEL**



UL VERIFICATION SERVICES INC.
47173 Benicia Street, Fremont, CA 94538; USA TEL:(510) 319-4000 FAX:(510) 661-0888
*This report shall not be reproduced except in full, without the written approval of UL Verification Services Inc.*

**2TX Antenna 6 + Antenna 5 CDD MODE (FCC)**

| | |
|---|---|
| **Test Engineer:** | 44352 |
| **Test Date:** | 9/13/2020 |

**Bandwidth, Antenna Gain, and Limits**

| Channel | Frequency (MHz) | Min 26 dB BW (MHz) | Directional Gain for Power (dBi) | Directional Gain for PSD (dBi) | Power Limit (dBm) | PSD Limit (dBm/1MHz) |
|---|---|---|---|---|---|---|
| Low | 5510 | 40.90 | -1.64 | 1.22 | 24.00 | 11.00 |
| Mid | 5550 | 40.90 | -1.64 | 1.22 | 24.00 | 11.00 |
| High | 5670 | 40.80 | -1.64 | 1.22 | 24.00 | 11.00 |
| 142 | 5710 | 35.30 | -1.64 | 1.22 | 24.00 | 11.00 |

| | | |
|---|---|---|
| **Duty Cycle CF (dB)** | 0.09 | **Included in Calculations of Corr'd Power & PSD** |

**Output Power Results**

| Channel | Frequency (MHz) | Antenna 6 Meas Power (dBm) | Antenna 5 Meas Power (dBm) | Total Corr'd Power (dBm) | Power Limit (dBm) | Power Margin (dB) |
|---|---|---|---|---|---|---|
| Low | 5510 | 15.12 | 15.20 | 18.17 | 24.00 | -5.83 |
| Mid | 5550 | 18.23 | 19.90 | 22.16 | 24.00 | -1.84 |
| High | 5670 | 18.22 | 18.29 | 21.27 | 24.00 | -2.73 |
| 142 | 5710 | 18.39 | 19.87 | 22.29 | 24.00 | -1.71 |

**PSD Results**

| Channel | Frequency (MHz) | Antenna 6 Meas PSD (dBm/1MHz) | Antenna 5 Meas PSD (dBm/1MHz) | Total Corr'd PSD (dBm/1MHz) | PSD Limit (dBm/ 1MHz) | PSD Margin (dB) |
|---|---|---|---|---|---|---|
| Low | 5510 | 0.925 | 0.701 | 3.915 | 11.00 | -7.09 |
| Mid | 5550 | 3.566 | 6.908 | 8.651 | 11.00 | -2.35 |
| High | 5670 | 4.563 | 4.404 | 7.585 | 11.00 | -3.42 |
| 142 | 5710 | 4.728 | 6.874 | 9.033 | 11.00 | -1.97 |

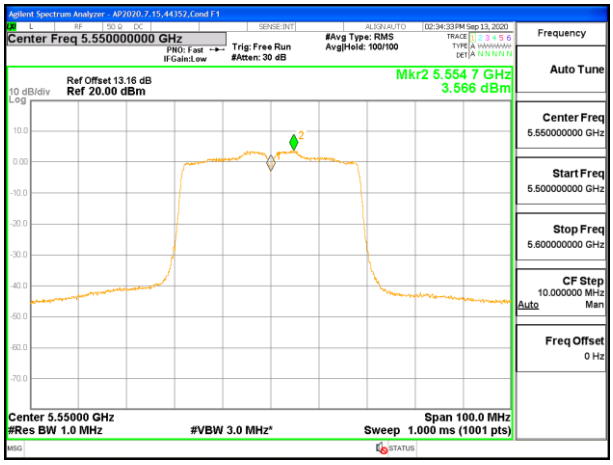


**MID CHANNEL [ANT 6]**

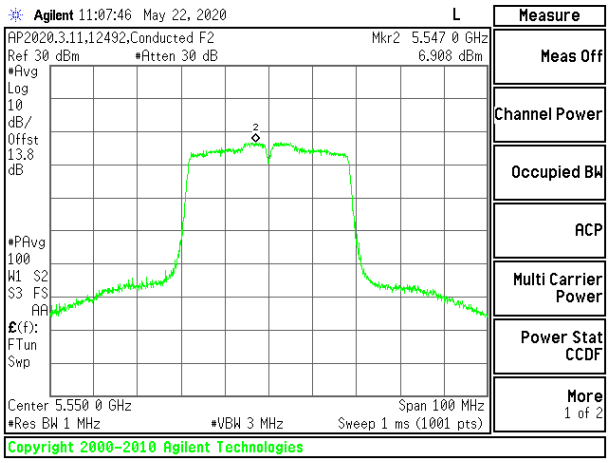


**MID CHANNEL [ANT 5]**



UL VERIFICATION SERVICES INC.
47173 Benicia Street, Fremont, CA 94538; USA TEL:(510) 319-4000 FAX:(510) 661-0888
*This report shall not be reproduced except in full, without the written approval of UL Verification Services Inc.*

## 8.4.15. 802.11ac VHT80 MODE IN THE 5.6 GHz BAND

**1TX Antenna 6 MODE (FCC)**

| | |
|---|---|
| **Test Engineer:** | 44352 |
| **Test Date:** | 9/3/2020 |

**Bandwidth, Antenna Gain, and Limits**

| Channel | Frequency (MHz) | Min 26 dB BW (MHz) | Directional Gain (dBi) | Power Limit (dBm) | PSD Limit (dBm/1MHz) |
|---|---|---|---|---|---|
| Low | 5530 | 83.40 | -0.30 | 24.00 | 11.00 |
| High | 5610 | 83.40 | -0.30 | 24.00 | 11.00 |
| 138 | 5690 | 76.50 | -0.30 | 24.00 | 11.00 |

| | | |
|---|---|---|
| **Duty Cycle CF (dB)** | 0.19 | **Included in Calculations Corr'd PSD** |

**Output Power Results**

| Channel | Frequency (MHz) | Antenna 6 Meas Power (dBm) | Total Corr'd Power (dBm) | Power Limit (dBm) | Power Margin (dB) |
|---|---|---|---|---|---|
| Low | 5530 | 16.37 | 16.37 | 24.00 | -7.63 |
| High | 5610 | 18.29 | 18.29 | 24.00 | -5.71 |
| 138 | 5690 | 18.34 | 18.53 | 24.00 | -5.47 |

**PSD Results**

| Channel | Frequency (MHz) | Antenna 6 Meas PSD (dBm/1MHz) | Total Corr'd PSD (dBm/1MHz) | PSD Limit (dBm/1MHz) | PSD Margin (dB) |
|---|---|---|---|---|---|
| Low | 5530 | 0.546 | 0.736 | 11.00 | -10.264 |
| High | 5610 | 2.640 | 2.830 | 11.00 | -8.170 |
| 138 | 5690 | 2.612 | 2.802 | 11.00 | -8.198 |

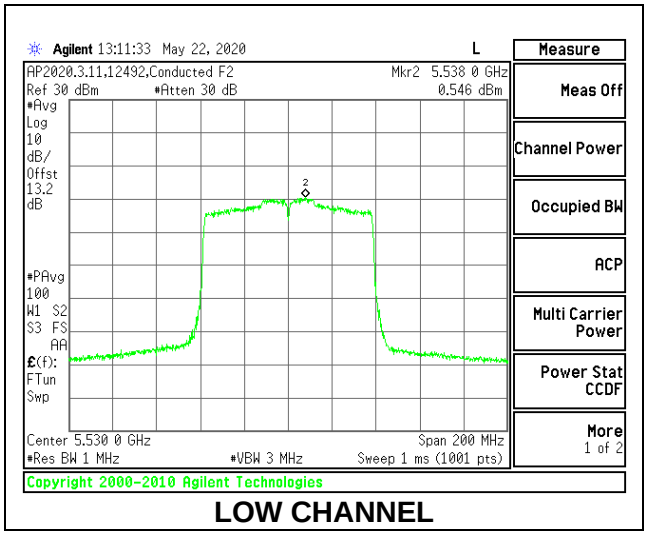


**LOW CHANNEL**



UL VERIFICATION SERVICES INC.
47173 Benicia Street, Fremont, CA 94538; USA TEL:(510) 319-4000 FAX:(510) 661-0888
*This report shall not be reproduced except in full, without the written approval of UL Verification Services Inc.*

**1TX Antenna 5 MODE (FCC)**

| | |
|---|---|
| **Test Engineer:** | 44352 |
| **Test Date:** | 9/3/2020 |

**Bandwidth, Antenna Gain, and Limits**

| Channel | Frequency (MHz) | Min 26 dB BW (MHz) | Directional Gain (dBi) | Power Limit (dBm) | PSD Limit (dBm/1MHz) |
|---|---|---|---|---|---|
| Low | 5530 | 84.20 | -3.60 | 24.00 | 11.00 |
| High | 5610 | 84.60 | -3.60 | 24.00 | 11.00 |
| 138 | 5690 | 77.50 | -3.60 | 24.00 | 11.00 |

| | | |
|---|---|---|
| **Duty Cycle CF (dB)** | 0.19 | **Included in Calculations Corr'd PSD** |

**Output Power Results**

| Channel | Frequency (MHz) | Antenna 5 Meas Power (dBm) | Total Corr'd Power (dBm) | Power Limit (dBm) | Power Margin (dB) |
|---|---|---|---|---|---|
| Low | 5530 | 16.13 | 16.13 | 24.00 | -7.87 |
| High | 5610 | 20.39 | 20.39 | 24.00 | -3.61 |
| 138 | 5690 | 20.24 | 20.43 | 24.00 | -3.57 |

**PSD Results**

| Channel | Frequency (MHz) | Antenna 5 Meas PSD (dBm/1MHz) | Total Corr'd PSD (dBm/1MHz) | PSD Limit (dBm/1MHz) | PSD Margin (dB) |
|---|---|---|---|---|---|
| Low | 5530 | 0.463 | 0.653 | 11.00 | -10.347 |
| High | 5610 | 4.657 | 4.847 | 11.00 | -6.153 |
| 138 | 5690 | 4.546 | 4.736 | 11.00 | -6.264 |

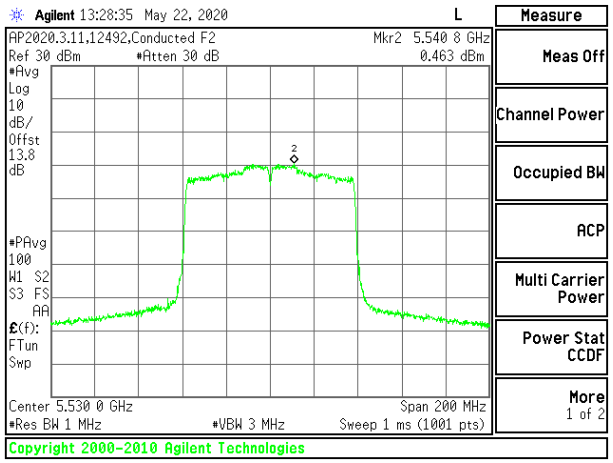


**LOW CHANNEL**



UL VERIFICATION SERVICES INC.
47173 Benicia Street, Fremont, CA 94538; USA TEL:(510) 319-4000 FAX:(510) 661-0888
*This report shall not be reproduced except in full, without the written approval of UL Verification Services Inc.*

**2TX Antenna 6 + Antenna 5 CDD MODE (FCC)**

| | |
|---|---|
| **Test Engineer:** | 44352 |
| **Test Date:** | 9/3/2020 |

**Bandwidth, Antenna Gain, and Limits**

| Channel | Frequency (MHz) | Min 26 dB BW (MHz) | Directional Gain for Power (dBi) | Directional Gain for PSD (dBi) | Power Limit (dBm) | PSD Limit (dBm/1MHz) |
|---|---|---|---|---|---|---|
| Low | 5530 | 82.80 | -1.64 | 1.22 | 24.00 | 11.00 |
| High | 5610 | 83.00 | -1.64 | 1.22 | 24.00 | 11.00 |
| 138 | 5690 | 76.50 | -1.64 | 1.22 | 24.00 | 11.00 |

| | | |
|---|---|---|
| **Duty Cycle CF (dB)** | 0.19 | **Included in Calculations of Corr'd PSD** |

**Output Power Results**

| Channel | Frequency (MHz) | Antenna 6 Meas Power (dBm) | Antenna 5 Meas Power (dBm) | Total Corr'd Power (dBm) | Power Limit (dBm) | Power Margin (dB) |
|---|---|---|---|---|---|---|
| Low | 5530 | 15.22 | 15.19 | 18.22 | 24.00 | -5.78 |
| High | 5610 | 18.29 | 19.82 | 22.13 | 24.00 | -1.87 |
| 138 | 5690 | 18.09 | 19.88 | 22.28 | 24.00 | -1.72 |

**PSD Results**

| Channel | Frequency (MHz) | Antenna 6 Meas PSD (dBm/1MHz) | Antenna 5 Meas PSD (dBm/1MHz) | Total Corr'd PSD (dBm/1MHz) | PSD Limit (dBm/1MHz) | PSD Margin (dB) |
|---|---|---|---|---|---|---|
| Low | 5530 | -0.998 | -0.891 | 2.256 | 11.00 | -8.744 |
| High | 5610 | 2.202 | 3.780 | 6.263 | 11.00 | -4.737 |
| 138 | 5690 | 2.422 | 3.771 | 6.349 | 11.00 | -4.651 |

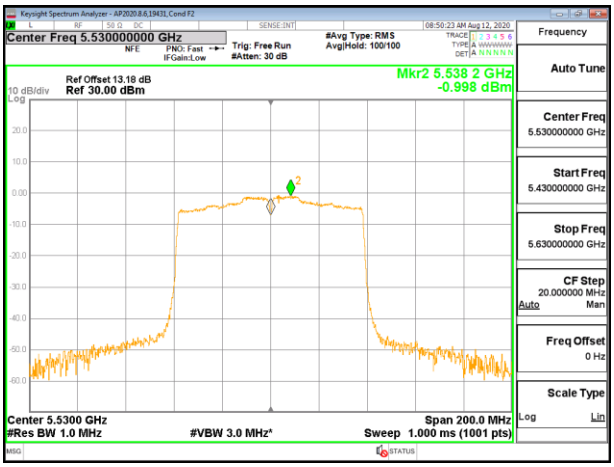


**LOW CHANNEL [ANT 6]**

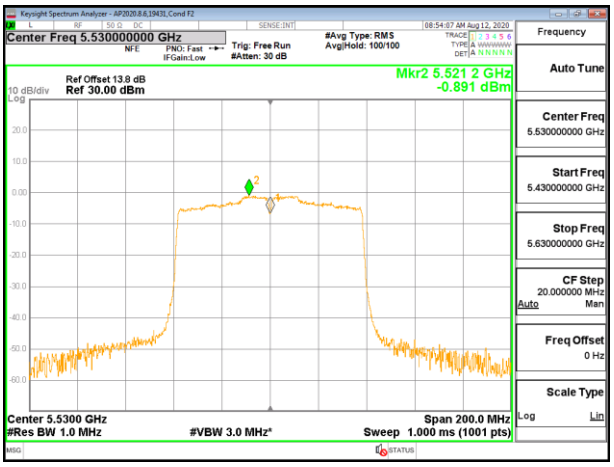


**LOW CHANNEL [ANT 5]**



UL VERIFICATION SERVICES INC.
47173 Benicia Street, Fremont, CA 94538; USA TEL:(510) 319-4000 FAX:(510) 661-0888
*This report shall not be reproduced except in full, without the written approval of UL Verification Services Inc.*

## 8.4.16. 802.11ax HE20 MODE IN THE 5.6 GHz BAND

**1TX Antenna 6 MODE (FCC) – 26 Tones, RU Index 0**

| | |
|---|---|
| **Test Engineer:** | 44352 |
| **Test Date:** | 9/3/2020 |

**Bandwidth, Antenna Gain, and Limits**

| Channel | Frequency (MHz) | Min 26 dB BW (MHz) | Directional Gain (dBi) | Power Limit (dBm) | PSD Limit (dBm/1MHz) |
|---|---|---|---|---|---|
| Low | 5500 | 20.50 | -0.30 | 24.00 | 11.00 |
| Mid | 5580 | 20.20 | -0.30 | 24.00 | 11.00 |
| High | 5700 | 20.25 | -0.30 | 24.00 | 11.00 |
| 144 | 5720 | 15.10 | -0.30 | 22.79 | 11.00 |

| | | |
|---|---|---|
| **Duty Cycle CF (dB)** | 0.00 | **Included in Calculations Corr'd PSD** |

**Output Power Results**

| Channel | Frequency (MHz) | Antenna 6 Meas Power (dBm) | Total Corr'd Power (dBm) | Power Limit (dBm) | Power Margin (dB) |
|---|---|---|---|---|---|
| Low | 5500 | 11.82 | 11.82 | 24.00 | -12.18 |
| Mid | 5580 | 11.64 | 11.64 | 24.00 | -12.36 |
| High | 5700 | 11.92 | 11.92 | 24.00 | -12.08 |
| 144 | 5720 | 11.88 | 11.88 | 22.79 | -10.91 |

**PSD Results**

| Channel | Frequency (MHz) | Antenna 6 Meas PSD (dBm/1MHz) | Total Corr'd PSD (dBm/1MHz) | PSD Limit (dBm/1MHz) | PSD Margin (dB) |
|---|---|---|---|---|---|
| Low | 5500 | 9.477 | 9.477 | 11.00 | -1.523 |
| Mid | 5580 | 8.976 | 8.976 | 11.00 | -2.024 |
| High | 5700 | 9.591 | 9.591 | 11.00 | -1.409 |
| 144 | 5720 | 9.497 | 9.497 | 11.00 | -1.503 |

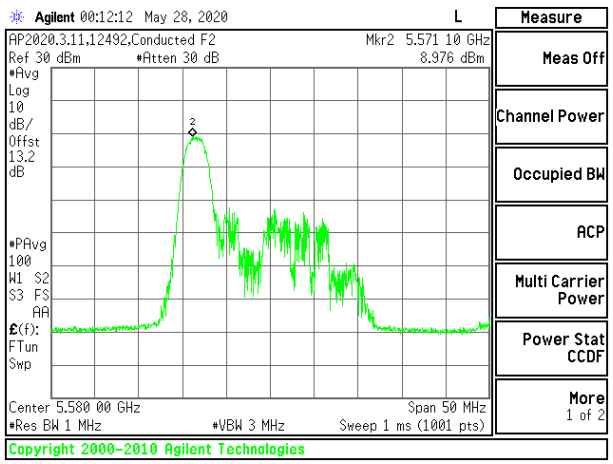


**MID CHANNEL**



UL VERIFICATION SERVICES INC.
47173 Benicia Street, Fremont, CA 94538; USA TEL:(510) 319-4000 FAX:(510) 661-0888
*This report shall not be reproduced except in full, without the written approval of UL Verification Services Inc.*

**1TX Antenna 6 MODE (FCC) – 26 Tones, RU Index 4**

| | |
|---|---|
| **Test Engineer:** | 44352 |
| **Test Date:** | 9/3/2020 |

**Bandwidth, Antenna Gain, and Limits**

| Channel | Frequency (MHz) | Min 26 dB BW (MHz) | Directional Gain (dBi) | Power Limit (dBm) | PSD Limit (dBm/1MHz) |
|---|---|---|---|---|---|
| Low | 5500 | 19.50 | -0.30 | 23.90 | 11.00 |
| Mid | 5580 | 19.35 | -0.30 | 23.87 | 11.00 |
| High | 5700 | 19.40 | -0.30 | 23.88 | 11.00 |
| 144 | 5720 | 14.73 | -0.30 | 22.68 | 11.00 |

| | | |
|---|---|---|
| **Duty Cycle CF (dB)** | 0.00 | **Included in Calculations Corr'd PSD** |

**Output Power Results**

| Channel | Frequency (MHz) | Antenna 6 Meas Power (dBm) | Total Corr'd Power (dBm) | Power Limit (dBm) | Power Margin (dB) |
|---|---|---|---|---|---|
| Low | 5500 | 11.77 | 11.77 | 23.90 | -12.13 |
| Mid | 5580 | 11.81 | 11.81 | 23.87 | -12.06 |
| High | 5700 | 11.85 | 11.85 | 23.88 | -12.03 |
| 144 | 5720 | 11.93 | 11.93 | 22.68 | -10.75 |

**PSD Results**

| Channel | Frequency (MHz) | Antenna 6 Meas PSD (dBm/1MHz) | Total Corr'd PSD (dBm/1MHz) | PSD Limit (dBm/1MHz) | PSD Margin (dB) |
|---|---|---|---|---|---|
| Low | 5500 | 8.076 | 8.076 | 11.00 | -2.924 |
| Mid | 5580 | 8.379 | 8.379 | 11.00 | -2.621 |
| High | 5700 | 8.592 | 8.592 | 11.00 | -2.408 |
| 144 | 5720 | 8.782 | 8.782 | 11.00 | -2.218 |

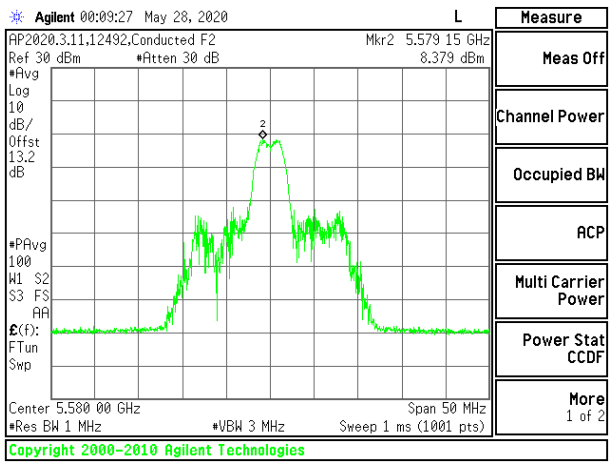


**MID CHANNEL**



UL VERIFICATION SERVICES INC.
47173 Benicia Street, Fremont, CA 94538; USA TEL:(510) 319-4000 FAX:(510) 661-0888
*This report shall not be reproduced except in full, without the written approval of UL Verification Services Inc.*

**1TX Antenna 6 MODE (FCC) – 26 Tones, RU Index 8**

| | |
|---|---|
| **Test Engineer:** | 44352 |
| **Test Date:** | 9/3/2020 |

**Bandwidth, Antenna Gain, and Limits**

| Channel | Frequency (MHz) | Min 26 dB BW (MHz) | Directional Gain (dBi) | Power Limit (dBm) | PSD Limit (dBm/1MHz) |
|---|---|---|---|---|---|
| Low | 5500 | 20.75 | -0.30 | 24.00 | 11.00 |
| Mid | 5580 | 20.65 | -0.30 | 24.00 | 11.00 |
| High | 5700 | 20.75 | -0.30 | 24.00 | 11.00 |
| 144 | 5720 | 15.43 | -0.30 | 22.88 | 11.00 |

| | | |
|---|---|---|
| **Duty Cycle CF (dB)** | 0.00 | **Included in Calculations Corr'd PSD** |

**Output Power Results**

| Channel | Frequency (MHz) | Antenna 6 Meas Power (dBm) | Total Corr'd Power (dBm) | Power Limit (dBm) | Power Margin (dB) |
|---|---|---|---|---|---|
| Low | 5500 | 11.89 | 11.89 | 24.00 | -12.11 |
| Mid | 5580 | 11.72 | 11.72 | 24.00 | -12.28 |
| High | 5700 | 11.88 | 11.88 | 24.00 | -12.12 |
| 144 | 5720 | 11.85 | 11.85 | 22.88 | -11.03 |

**PSD Results**

| Channel | Frequency (MHz) | Antenna 6 Meas PSD (dBm/1MHz) | Total Corr'd PSD (dBm/1MHz) | PSD Limit (dBm/1MHz) | PSD Margin (dB) |
|---|---|---|---|---|---|
| Low | 5500 | 9.468 | 9.468 | 11.00 | -1.532 |
| Mid | 5580 | 9.359 | 9.359 | 11.00 | -1.641 |
| High | 5700 | 9.476 | 9.476 | 11.00 | -1.524 |
| 144 | 5720 | 9.440 | 9.440 | 11.00 | -1.560 |

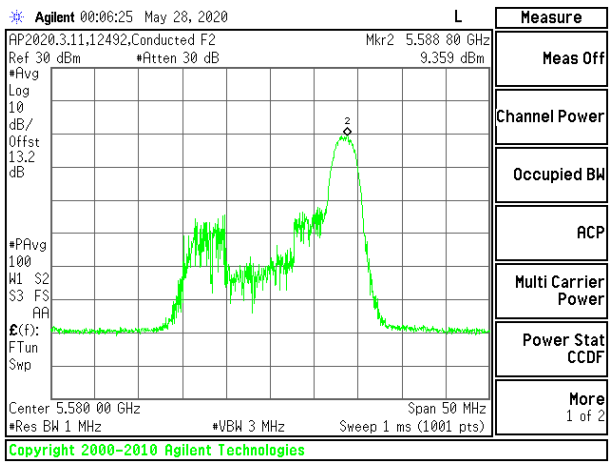


**MID CHANNEL**



UL VERIFICATION SERVICES INC.
47173 Benicia Street, Fremont, CA 94538; USA TEL:(510) 319-4000 FAX:(510) 661-0888
*This report shall not be reproduced except in full, without the written approval of UL Verification Services Inc.*

**1TX Antenna 6 MODE (FCC) – 242 Tones, RU Index 61**

| | |
|---|---|
| **Test Engineer:** | 44352 |
| **Test Date:** | 9/6/2020 |

**Bandwidth, Antenna Gain, and Limits**

| Channel | Frequency (MHz) | Min 26 dB BW (MHz) | Directional Gain (dBi) | Power Limit (dBm) | PSD Limit (dBm/1MHz) |
|---|---|---|---|---|---|
| Low | 5500 | 21.55 | -0.30 | 24.00 | 11.00 |
| Mid | 5580 | 21.40 | -0.30 | 24.00 | 11.00 |
| High | 5700 | 21.55 | -0.30 | 24.00 | 11.00 |
| 144 | 5720 | 15.78 | -0.30 | 22.98 | 11.00 |

| | | |
|---|---|---|
| **Duty Cycle CF (dB)** | 0.00 | **Included in Calculations Corr'd PSD** |

**Output Power Results**

| Channel | Frequency (MHz) | Antenna 6 Meas Power (dBm) | Total Corr'd Power (dBm) | Power Limit (dBm) | Power Margin (dB) |
|---|---|---|---|---|---|
| Low | 5500 | 17.74 | 17.74 | 24.00 | -6.26 |
| Mid | 5580 | 18.19 | 18.19 | 24.00 | -5.81 |
| High | 5700 | 16.39 | 16.39 | 24.00 | -7.61 |
| 144 | 5720 | 18.22 | 18.22 | 22.98 | -4.76 |

**PSD Results**

| Channel | Frequency (MHz) | Antenna 6 Meas PSD (dBm/1MHz) | Total Corr'd PSD (dBm/1MHz) | PSD Limit (dBm/1MHz) | PSD Margin (dB) |
|---|---|---|---|---|---|
| Low | 5500 | 7.830 | 7.830 | 11.00 | -3.170 |
| Mid | 5580 | 9.613 | 9.613 | 11.00 | -1.387 |
| High | 5700 | 6.178 | 6.178 | 11.00 | -4.822 |
| 144 | 5720 | 9.583 | 9.583 | 11.00 | -1.417 |

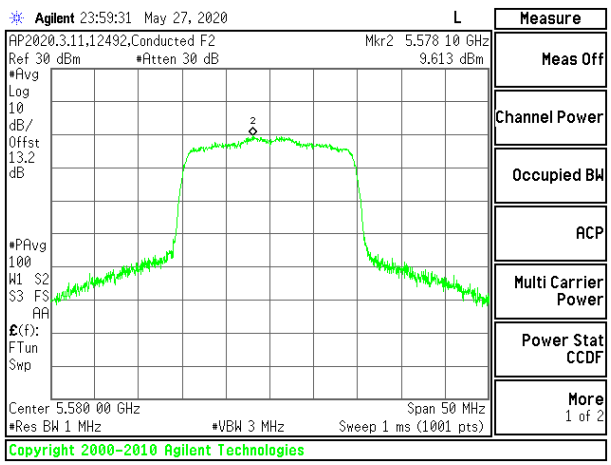


**MID CHANNEL**



UL VERIFICATION SERVICES INC.
47173 Benicia Street, Fremont, CA 94538; USA TEL:(510) 319-4000 FAX:(510) 661-0888
*This report shall not be reproduced except in full, without the written approval of UL Verification Services Inc.*

**1TX Antenna 5 MODE (FCC) – 26 Tones, RU Index 0**

| | |
|---|---|
| **Test Engineer:** | 44352 |
| **Test Date:** | 9/6/2020 |

**Bandwidth, Antenna Gain, and Limits**

| Channel | Frequency (MHz) | Min 26 dB BW (MHz) | Directional Gain (dBi) | Power Limit (dBm) | PSD Limit (dBm/1MHz) |
|---|---|---|---|---|---|
| Low | 5500 | 20.20 | -3.60 | 24.00 | 11.00 |
| Mid | 5580 | 20.30 | -3.60 | 24.00 | 11.00 |
| High | 5700 | 20.20 | -3.60 | 24.00 | 11.00 |
| 144 | 5720 | 15.10 | -3.60 | 22.79 | 11.00 |

| | | |
|---|---|---|
| **Duty Cycle CF (dB)** | 0.00 | **Included in Calculations Corr'd PSD** |

**Output Power Results**

| Channel | Frequency (MHz) | Antenna 5 Meas Power (dBm) | Total Corr'd Power (dBm) | Power Limit (dBm) | Power Margin (dB) |
|---|---|---|---|---|---|
| Low | 5500 | 11.76 | 11.76 | 24.00 | -12.24 |
| Mid | 5580 | 11.81 | 11.81 | 24.00 | -12.19 |
| High | 5700 | 11.87 | 11.87 | 24.00 | -12.13 |
| 144 | 5720 | 11.95 | 11.95 | 22.79 | -10.84 |

**PSD Results**

| Channel | Frequency (MHz) | Antenna 5 Meas PSD (dBm/1MHz) | Total Corr'd PSD (dBm/1MHz) | PSD Limit (dBm/1MHz) | PSD Margin (dB) |
|---|---|---|---|---|---|
| Low | 5500 | 9.171 | 9.171 | 11.00 | -1.829 |
| Mid | 5580 | 9.206 | 9.206 | 11.00 | -1.794 |
| High | 5700 | 9.306 | 9.306 | 11.00 | -1.694 |
| 144 | 5720 | 9.473 | 9.473 | 11.00 | -1.527 |

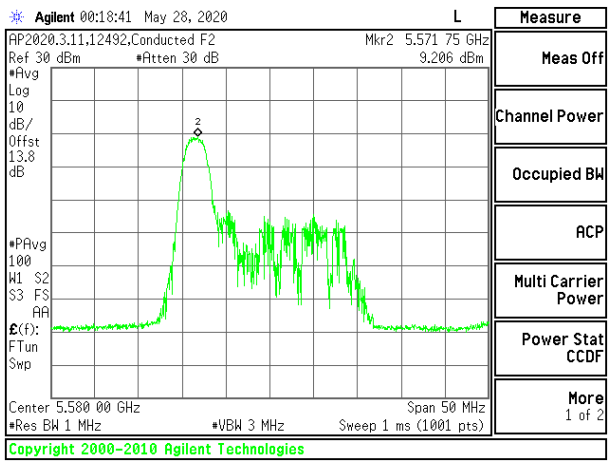


**MID CHANNEL**



UL VERIFICATION SERVICES INC.
47173 Benicia Street, Fremont, CA 94538; USA TEL:(510) 319-4000 FAX:(510) 661-0888
*This report shall not be reproduced except in full, without the written approval of UL Verification Services Inc.*

**1TX Antenna 5 MODE (FCC) – 26 Tones, RU Index 4**

| | |
|---|---|
| **Test Engineer:** | 44352 |
| **Test Date:** | 9/6/2020 |

**Bandwidth, Antenna Gain, and Limits**

| Channel | Frequency (MHz) | Min 26 dB BW (MHz) | Directional Gain (dBi) | Power Limit (dBm) | PSD Limit (dBm/1MHz) |
|---|---|---|---|---|---|
| Low | 5500 | 19.35 | -3.60 | 23.87 | 11.00 |
| Mid | 5580 | 19.40 | -3.60 | 23.88 | 11.00 |
| High | 5700 | 19.35 | -3.60 | 23.87 | 11.00 |
| 144 | 5720 | 14.73 | -3.60 | 22.68 | 11.00 |

| | | |
|---|---|---|
| **Duty Cycle CF (dB)** | 0.00 | **Included in Calculations Corr'd PSD** |

**Output Power Results**

| Channel | Frequency (MHz) | Antenna 5 Meas Power (dBm) | Total Corr'd Power (dBm) | Power Limit (dBm) | Power Margin (dB) |
|---|---|---|---|---|---|
| Low | 5500 | 11.73 | 11.73 | 23.87 | -12.14 |
| Mid | 5580 | 11.66 | 11.66 | 23.88 | -12.22 |
| High | 5700 | 11.79 | 11.79 | 23.87 | -12.08 |
| 144 | 5720 | 11.87 | 11.87 | 22.68 | -10.81 |

**PSD Results**

| Channel | Frequency (MHz) | Antenna 5 Meas PSD (dBm/ 1MHz) | Total Corr'd PSD (dBm/1MHz) | PSD Limit (dBm/1MHz) | PSD Margin (dB) |
|---|---|---|---|---|---|
| Low | 5500 | 8.600 | 8.600 | 11.00 | -2.400 |
| Mid | 5580 | 8.468 | 8.468 | 11.00 | -2.532 |
| High | 5700 | 8.635 | 8.635 | 11.00 | -2.365 |
| 144 | 5720 | 9.044 | 9.044 | 11.00 | -1.956 |

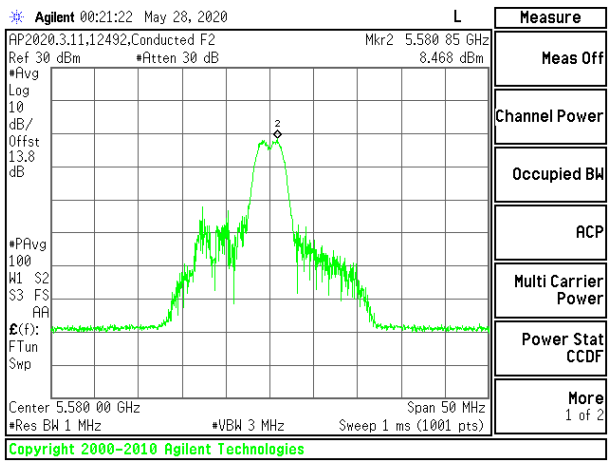


**MID CHANNEL**



UL VERIFICATION SERVICES INC.
47173 Benicia Street, Fremont, CA 94538; USA TEL:(510) 319-4000 FAX:(510) 661-0888
*This report shall not be reproduced except in full, without the written approval of UL Verification Services Inc.*

**1TX Antenna 5 MODE (FCC) – 26 Tones, RU Index 8**

| | |
|---|---|
| **Test Engineer:** | 44352 |
| **Test Date:** | 9/6/2020 |

**Bandwidth, Antenna Gain, and Limits**

| Channel | Frequency (MHz) | Min 26 dB BW (MHz) | Directional Gain (dBi) | Power Limit (dBm) | PSD Limit (dBm/1MHz) |
|---|---|---|---|---|---|
| Low | 5500 | 20.80 | -3.60 | 24.00 | 11.00 |
| Mid | 5580 | 20.70 | -3.60 | 24.00 | 11.00 |
| High | 5700 | 20.85 | -3.60 | 24.00 | 11.00 |
| 144 | 5720 | 15.33 | -3.60 | 22.85 | 11.00 |

| | | |
|---|---|---|
| **Duty Cycle CF (dB)** | 0.00 | **Included in Calculations Corr'd PSD** |

**Output Power Results**

| Channel | Frequency (MHz) | Antenna 5 Meas Power (dBm) | Total Corr'd Power (dBm) | Power Limit (dBm) | Power Margin (dB) |
|---|---|---|---|---|---|
| Low | 5500 | 11.76 | 11.76 | 24.00 | -12.24 |
| Mid | 5580 | 11.72 | 11.72 | 24.00 | -12.28 |
| High | 5700 | 11.88 | 11.88 | 24.00 | -12.12 |
| 144 | 5720 | 11.81 | 11.81 | 22.85 | -11.04 |

**PSD Results**

| Channel | Frequency (MHz) | Antenna 5 Meas PSD (dBm/1MHz) | Total Corr'd PSD (dBm/1MHz) | PSD Limit (dBm/1MHz) | PSD Margin (dB) |
|---|---|---|---|---|---|
| Low | 5500 | 9.422 | 9.422 | 11.00 | -1.578 |
| Mid | 5580 | 9.298 | 9.298 | 11.00 | -1.702 |
| High | 5700 | 9.498 | 9.498 | 11.00 | -1.502 |
| 144 | 5720 | 9.403 | 9.403 | 11.00 | -1.597 |

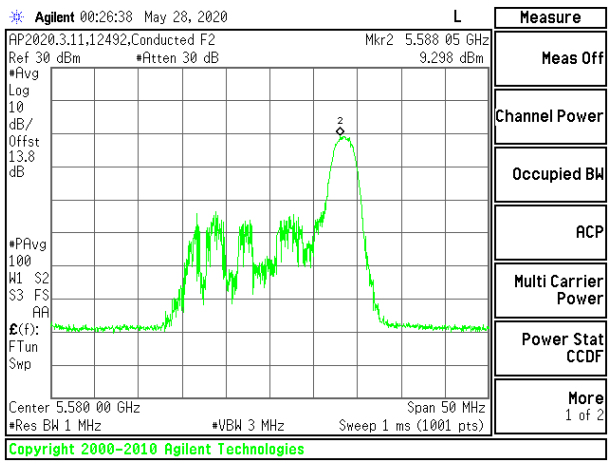


**MID CHANNEL**



UL VERIFICATION SERVICES INC.
47173 Benicia Street, Fremont, CA 94538; USA TEL:(510) 319-4000 FAX:(510) 661-0888
*This report shall not be reproduced except in full, without the written approval of UL Verification Services Inc.*

**1TX Antenna 5 MODE (FCC) – 242 Tones, RU Index 61**

| | |
|---|---|
| **Test Engineer:** | 44352 |
| **Test Date:** | 9/6/2020 |

**Bandwidth, Antenna Gain, and Limits**

| Channel | Frequency (MHz) | Min 26 dB BW (MHz) | Directional Gain (dBi) | Power Limit (dBm) | PSD Limit (dBm/1MHz) |
|---|---|---|---|---|---|
| Low | 5500 | 21.45 | -3.60 | 24.00 | 11.00 |
| Mid | 5580 | 21.40 | -3.60 | 24.00 | 11.00 |
| High | 5700 | 21.55 | -3.60 | 24.00 | 11.00 |
| 144 | 5720 | 15.73 | -3.60 | 22.97 | 11.00 |

| | | |
|---|---|---|
| **Duty Cycle CF (dB)** | 0.00 | **Included in Calculations Corr'd PSD** |

**Output Power Results**

| Channel | Frequency (MHz) | Antenna 5 Meas Power (dBm) | Total Corr'd Power (dBm) | Power Limit (dBm) | Power Margin (dB) |
|---|---|---|---|---|---|
| Low | 5500 | 17.83 | 17.83 | 24.00 | -6.17 |
| Mid | 5580 | 20.87 | 20.87 | 24.00 | -3.13 |
| High | 5700 | 16.29 | 16.29 | 24.00 | -7.71 |
| 144 | 5720 | 20.76 | 20.76 | 22.97 | -2.21 |

**PSD Results**

| Channel | Frequency (MHz) | Antenna 5 Meas PSD (dBm/1MHz) | Total Corr'd PSD (dBm/1MHz) | PSD Limit (dBm/1MHz) | PSD Margin (dB) |
|---|---|---|---|---|---|
| Low | 5500 | 7.914 | 7.914 | 11.00 | -3.086 |
| Mid | 5580 | 9.801 | 9.801 | 11.00 | -1.199 |
| High | 5700 | 6.147 | 6.147 | 11.00 | -4.853 |
| 144 | 5720 | 9.443 | 9.443 | 11.00 | -1.557 |

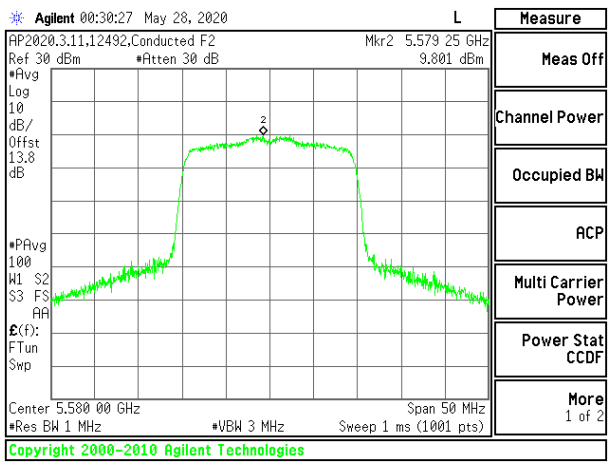


**MID CHANNEL**



UL VERIFICATION SERVICES INC.
47173 Benicia Street, Fremont, CA 94538; USA TEL:(510) 319-4000 FAX:(510) 661-0888
*This report shall not be reproduced except in full, without the written approval of UL Verification Services Inc.*

**2TX Antenna 6 + Antenna 5 OFDMA MODE (FCC) – 26 Tones, RU Index 0**

| | |
|---|---|
| **Test Engineer:** | 44352 |
| **Test Date:** | 9/6/2020 |

**Bandwidth, Antenna Gain, and Limits**

| Channel | Frequency (MHz) | Min 26 dB BW (MHz) | Directional Gain for Power (dBi) | Directional Gain for PSD (dBi) | Power Limit (dBm) | PSD Limit (dBm/1MHz) |
|---|---|---|---|---|---|---|
| Low | 5500 | 19.80 | -1.64 | 1.22 | 23.97 | 11.00 |
| Mid | 5580 | 19.80 | -1.64 | 1.22 | 23.97 | 11.00 |
| High | 5700 | 20.15 | -1.64 | 1.22 | 24.00 | 11.00 |
| 144 | 5720 | 14.90 | -1.64 | 1.22 | 22.73 | 11.00 |

| | | |
|---|---|---|
| **Duty Cycle CF (dB)** | 0.00 | **Included in Calculations of Corr'd PSD** |

**Output Power Results**

| Channel | Frequency (MHz) | Antenna 6 Meas Power (dBm) | Antenna 5 Meas Power (dBm) | Total Corr'd Power (dBm) | Power Limit (dBm) | Power Margin (dB) |
|---|---|---|---|---|---|---|
| Low | 5500 | 8.83 | 8.79 | 11.82 | 23.97 | -12.15 |
| Mid | 5580 | 8.94 | 8.74 | 11.85 | 23.97 | -12.12 |
| High | 5700 | 8.82 | 8.79 | 11.82 | 24.00 | -12.18 |
| 144 | 5720 | 8.81 | 8.87 | 11.85 | 22.73 | -10.88 |

**PSD Results**

| Channel | Frequency (MHz) | Antenna 6 Meas PSD (dBm/1MHz) | Antenna 5 Meas PSD (dBm/1MHz) | Total Corr'd PSD (dBm/1MHz) | PSD Limit (dBm/1MHz) | PSD Margin (dB) |
|---|---|---|---|---|---|---|
| Low | 5500 | 6.531 | 6.239 | 9.398 | 11.00 | -1.602 |
| Mid | 5580 | 6.157 | 6.566 | 9.377 | 11.00 | -1.623 |
| High | 5700 | 6.010 | 6.201 | 9.117 | 11.00 | -1.883 |
| 144 | 5720 | 6.299 | 6.461 | 9.391 | 11.00 | -1.609 |

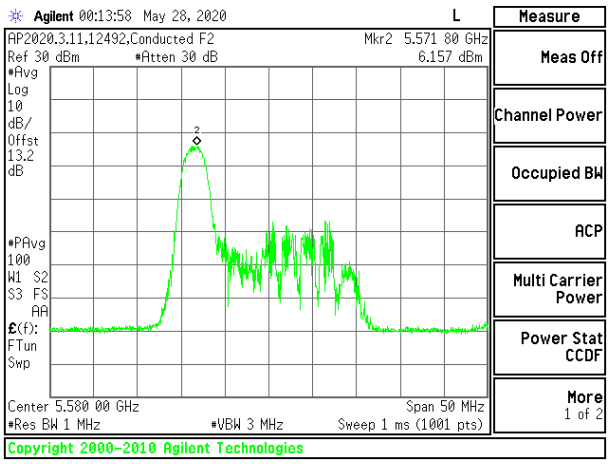


**MID CHANNEL [ANT 6]**

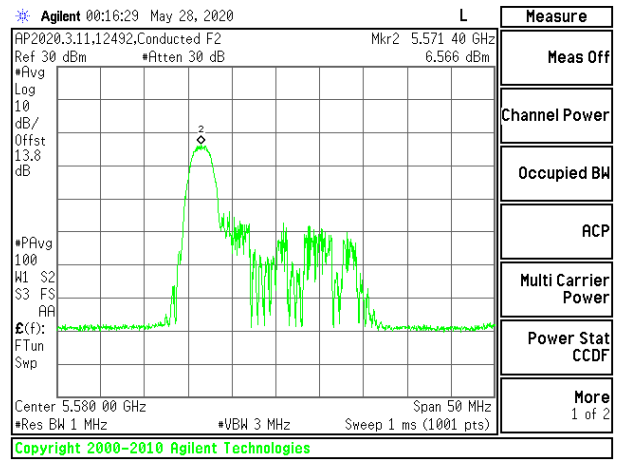


**MID CHANNEL [ANT 5]**



UL VERIFICATION SERVICES INC.
47173 Benicia Street, Fremont, CA 94538; USA TEL:(510) 319-4000 FAX:(510) 661-0888
*This report shall not be reproduced except in full, without the written approval of UL Verification Services Inc.*

**2TX Antenna 6 + Antenna 5 OFDMA MODE (FCC) – 26 Tones, RU Index 4**

| | |
|---|---|
| **Test Engineer:** | 44352 |
| **Test Date:** | 9/6/2020 |

**Bandwidth, Antenna Gain, and Limits**

| Channel | Frequency (MHz) | Min 26 dB BW (MHz) | Directional Gain for Power (dBi) | Directional Gain for PSD (dBi) | Power Limit (dBm) | PSD Limit (dBm/1MHz) |
|---|---|---|---|---|---|---|
| Low | 5500 | 18.50 | -1.64 | 1.22 | 23.67 | 11.00 |
| Mid | 5580 | 18.40 | -1.64 | 1.22 | 23.65 | 11.00 |
| High | 5700 | 18.40 | -1.64 | 1.22 | 23.65 | 11.00 |
| 144 | 5720 | 14.18 | -1.64 | 1.22 | 22.52 | 11.00 |

| | | |
|---|---|---|
| **Duty Cycle CF (dB)** | 0.00 | **Included in Calculations of Corr'd PSD** |

**Output Power Results**

| Channel | Frequency (MHz) | Antenna 6 Meas Power (dBm) | Antenna 5 Meas Power (dBm) | Total Corr'd Power (dBm) | Power Limit (dBm) | Power Margin (dB) |
|---|---|---|---|---|---|---|
| Low | 5500 | 8.87 | 8.89 | 11.89 | 23.67 | -11.78 |
| Mid | 5580 | 8.76 | 8.82 | 11.80 | 23.65 | -11.85 |
| High | 5700 | 8.78 | 8.69 | 11.75 | 23.65 | -11.90 |
| 144 | 5720 | 8.92 | 8.72 | 11.83 | 22.52 | -10.68 |

**PSD Results**

| Channel | Frequency (MHz) | Antenna 6 Meas PSD (dBm/1MHz) | Antenna 5 Meas PSD (dBm/1MHz) | Total Corr'd PSD (dBm/1MHz) | PSD Limit (dBm/1MHz) | PSD Margin (dB) |
|---|---|---|---|---|---|---|
| Low | 5500 | 5.463 | 5.534 | 8.509 | 11.00 | -2.491 |
| Mid | 5580 | 5.212 | 5.559 | 8.399 | 11.00 | -2.601 |
| High | 5700 | 5.389 | 4.979 | 8.199 | 11.00 | -2.801 |
| 144 | 5720 | 5.495 | 5.140 | 8.331 | 11.00 | -2.669 |

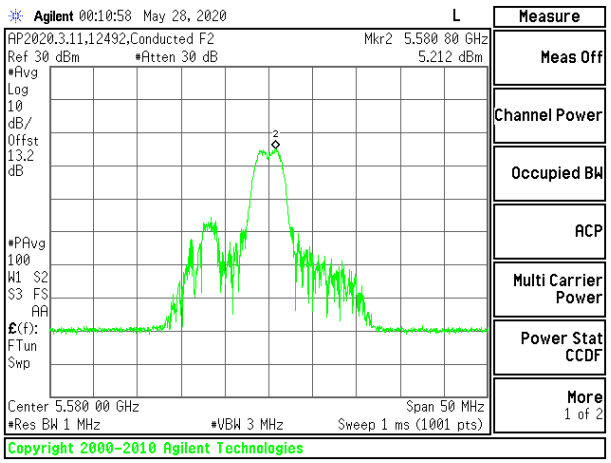


**MID CHANNEL [ANT 6]**

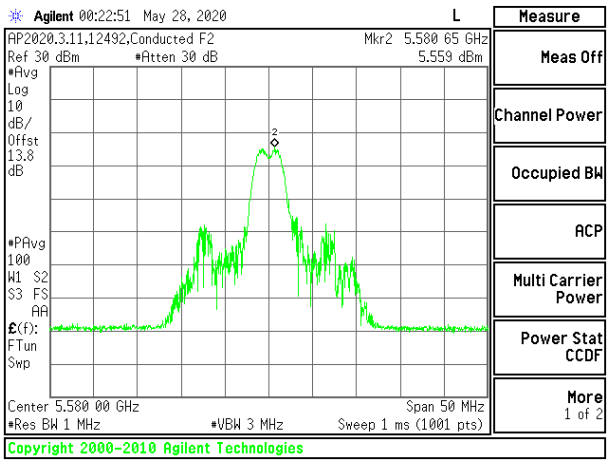


**MID CHANNEL [ANT 5]**



UL VERIFICATION SERVICES INC.
47173 Benicia Street, Fremont, CA 94538; USA TEL:(510) 319-4000 FAX:(510) 661-0888
*This report shall not be reproduced except in full, without the written approval of UL Verification Services Inc.*

**2TX Antenna 6 + Antenna 5 OFDMA MODE (FCC) – 26 Tones, RU Index 8**

| | |
|---|---|
| **Test Engineer:** | 44352 |
| **Test Date:** | 9/6/2020 |

**Bandwidth, Antenna Gain, and Limits**

| Channel | Frequency (MHz) | Min 26 dB BW (MHz) | Directional Gain for Power (dBi) | Directional Gain for PSD (dBi) | Power Limit (dBm) | PSD Limit (dBm/1MHz) |
|---|---|---|---|---|---|---|
| Low | 5500 | 19.95 | -1.64 | 1.22 | 24.00 | 11.00 |
| Mid | 5580 | 19.90 | -1.64 | 1.22 | 23.99 | 11.00 |
| High | 5700 | 20.05 | -1.64 | 1.22 | 24.00 | 11.00 |
| 144 | 5720 | 15.00 | -1.64 | 1.22 | 22.76 | 11.00 |

| | | |
|---|---|---|
| **Duty Cycle CF (dB)** | 0.00 | **Included in Calculations of Corr'd PSD** |

**Output Power Results**

| Channel | Frequency (MHz) | Antenna 6 Meas Power (dBm) | Antenna 5 Meas Power (dBm) | Total Corr'd Power (dBm) | Power Limit (dBm) | Power Margin (dB) |
|---|---|---|---|---|---|---|
| Low | 5500 | 8.81 | 8.72 | 11.78 | 24.00 | -12.22 |
| Mid | 5580 | 8.88 | 8.85 | 11.88 | 23.99 | -12.11 |
| High | 5700 | 8.73 | 8.97 | 11.86 | 24.00 | -12.14 |
| 144 | 5720 | 8.82 | 8.69 | 11.77 | 22.76 | -11.00 |

**PSD Results**

| Channel | Frequency (MHz) | Antenna 6 Meas PSD (dBm/1MHz) | Antenna 5 Meas PSD (dBm/1MHz) | Total Corr'd PSD (dBm/1MHz) | PSD Limit (dBm/1MHz) | PSD Margin (dB) |
|---|---|---|---|---|---|---|
| Low | 5500 | 6.602 | 6.294 | 9.461 | 11.00 | -1.539 |
| Mid | 5580 | 6.472 | 6.446 | 9.469 | 11.00 | -1.531 |
| High | 5700 | 6.209 | 6.899 | 9.578 | 11.00 | -1.422 |
| 144 | 5720 | 6.404 | 6.285 | 9.355 | 11.00 | -1.645 |

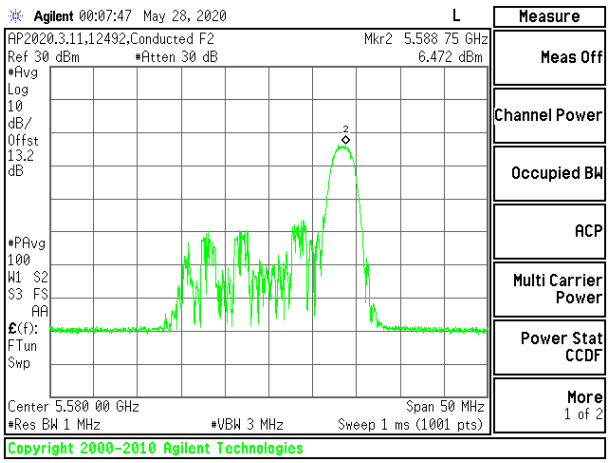


**MID CHANNEL [ANT 6]**

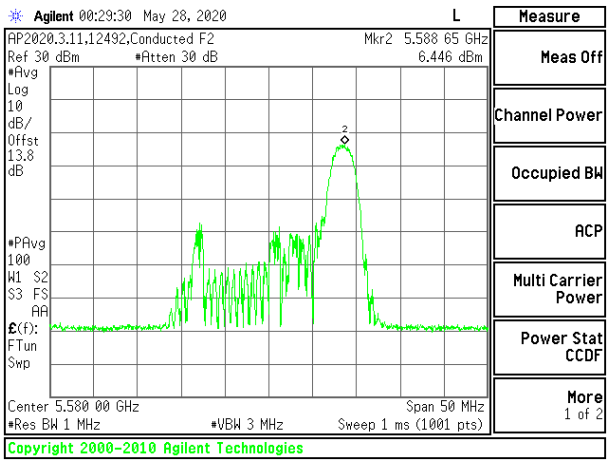


**MID CHANNEL [ANT 5]**



UL VERIFICATION SERVICES INC.
47173 Benicia Street, Fremont, CA 94538; USA TEL:(510) 319-4000 FAX:(510) 661-0888
*This report shall not be reproduced except in full, without the written approval of UL Verification Services Inc.*

**2TX Antenna 6 + Antenna 5 OFDMA MODE (FCC) – 242 Tones, RU Index 61**

| | |
|---|---|
| **Test Engineer:** | 44352 |
| **Test Date:** | 9/6/2020 |

**Bandwidth, Antenna Gain, and Limits**

| Channel | Frequency (MHz) | Min 26 dB BW (MHz) | Directional Gain for Power (dBi) | Directional Gain for PSD (dBi) | Power Limit (dBm) | PSD Limit (dBm/1MHz) |
|---|---|---|---|---|---|---|
| Low | 5500 | 21.30 | -1.64 | 1.22 | 24.00 | 11.00 |
| Mid | 5580 | 21.20 | -1.64 | 1.22 | 24.00 | 11.00 |
| High | 5700 | 21.35 | -1.64 | 1.22 | 24.00 | 11.00 |
| 144 | 5720 | 15.60 | -1.64 | 1.22 | 22.93 | 11.00 |

| | | |
|---|---|---|
| **Duty Cycle CF (dB)** | 0.00 | **Included in Calculations of Corr'd PSD** |

**Output Power Results**

| Channel | Frequency (MHz) | Antenna 6 Meas Power (dBm) | Antenna 5 Meas Power (dBm) | Total Corr'd Power (dBm) | Power Limit (dBm) | Power Margin (dB) |
|---|---|---|---|---|---|---|
| Low | 5500 | 16.73 | 16.69 | 19.72 | 24.00 | -4.28 |
| Mid | 5580 | 17.84 | 17.64 | 20.75 | 24.00 | -3.25 |
| High | 5700 | 15.82 | 15.79 | 18.82 | 24.00 | -5.18 |
| 144 | 5720 | 17.91 | 17.87 | 20.90 | 22.93 | -2.03 |

**PSD Results**

| Channel | Frequency (MHz) | Antenna 6 Meas PSD (dBm/1MHz) | Antenna 5 Meas PSD (dBm/1MHz) | Total Corr'd PSD (dBm/1MHz) | PSD Limit (dBm/1MHz) | PSD Margin (dB) |
|---|---|---|---|---|---|---|
| Low | 5500 | 6.860 | 6.758 | 9.820 | 11.00 | -1.180 |
| Mid | 5580 | 7.279 | 6.490 | 9.913 | 11.00 | -1.087 |
| High | 5700 | 5.891 | 5.759 | 8.836 | 11.00 | -2.164 |
| 144 | 5720 | 7.023 | 6.962 | 10.003 | 11.00 | -0.997 |

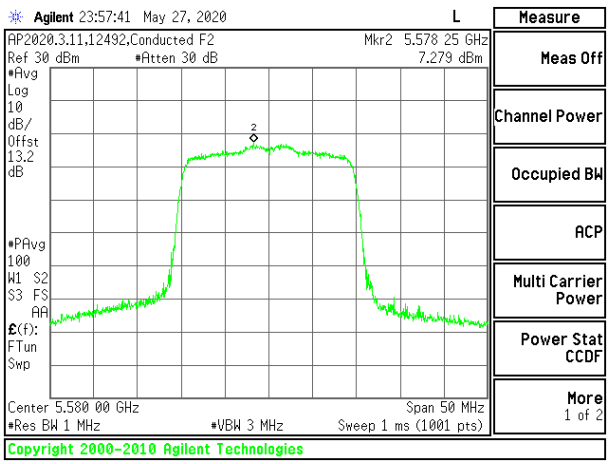


**MID CHANNEL [ANT 6]**

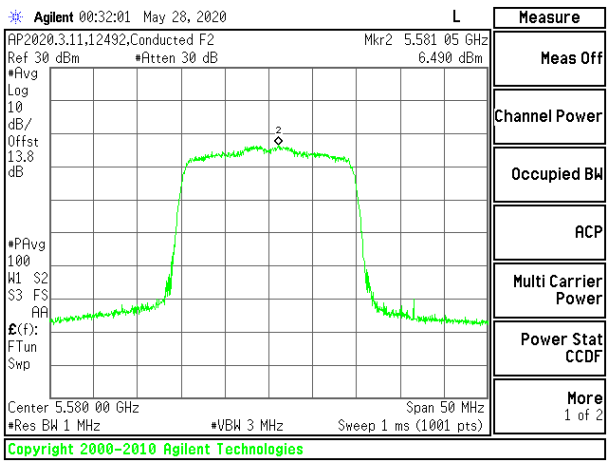


**MID CHANNEL [ANT 5]**



UL VERIFICATION SERVICES INC.
47173 Benicia Street, Fremont, CA 94538; USA TEL:(510) 319-4000 FAX:(510) 661-0888
*This report shall not be reproduced except in full, without the written approval of UL Verification Services Inc.*

## 8.4.17. 802.11ax HE40 MODE IN THE 5.6 GHz BAND

**1TX Antenna 6 MODE (FCC) – 26 Tones, RU Index 0**

| | |
|---|---|
| **Test Engineer:** | 44352 |
| **Test Date:** | 9/6/2020 |

**Bandwidth, Antenna Gain, and Limits**

| Channel | Frequency (MHz) | Min 26 dB BW (MHz) | Directional Gain (dBi) | Power Limit (dBm) | PSD Limit (dBm/1MHz) |
|---|---|---|---|---|---|
| Low | 5510 | 20.20 | -0.30 | 24.00 | 11.00 |
| Mid | 5550 | 20.20 | -0.30 | 24.00 | 11.00 |
| High | 5670 | 20.40 | -0.30 | 24.00 | 11.00 |
| 142 | 5710 | 20.40 | -0.30 | 24.00 | 11.00 |

| | | |
|---|---|---|
| **Duty Cycle CF (dB)** | 0.00 | **Included in Calculations Corr'd PSD** |

**Output Power Results**

| Channel | Frequency (MHz) | Antenna 6 Meas Power (dBm) | Total Corr'd Power (dBm) | Power Limit (dBm) | Power Margin (dB) |
|---|---|---|---|---|---|
| Low | 5510 | 11.78 | 11.78 | 24.00 | -12.22 |
| Mid | 5550 | 11.86 | 11.86 | 24.00 | -12.14 |
| High | 5670 | 11.79 | 11.79 | 24.00 | -12.21 |
| 142 | 5710 | 11.91 | 11.91 | 24.00 | -12.09 |

**PSD Results**

| Channel | Frequency (MHz) | Antenna 6 Meas PSD (dBm/1MHz) | Total Corr'd PSD (dBm/1MHz) | PSD Limit (dBm/1MHz) | PSD Margin (dB) |
|---|---|---|---|---|---|
| Low | 5510 | 9.241 | 9.241 | 11.00 | -1.759 |
| Mid | 5550 | 9.502 | 9.502 | 11.00 | -1.498 |
| High | 5670 | 9.328 | 9.328 | 11.00 | -1.672 |
| 142 | 5710 | 9.667 | 9.667 | 11.00 | -1.333 |

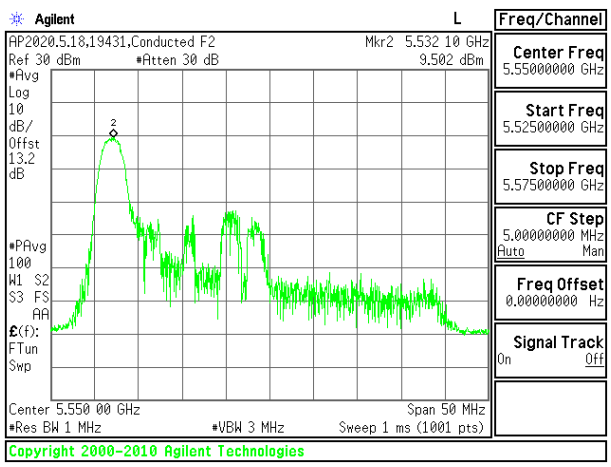


**MID CHANNEL**



UL VERIFICATION SERVICES INC.
47173 Benicia Street, Fremont, CA 94538; USA TEL:(510) 319-4000 FAX:(510) 661-0888
*This report shall not be reproduced except in full, without the written approval of UL Verification Services Inc.*

**1TX Antenna 6 MODE (FCC) – 26 Tones, RU Index 8**

| | |
|---|---|
| **Test Engineer:** | 44352 |
| **Test Date:** | 9/6/2020 |

**Bandwidth, Antenna Gain, and Limits**

| Channel | Frequency (MHz) | Min 26 dB BW (MHz) | Directional Gain (dBi) | Power Limit (dBm) | PSD Limit (dBm/1MHz) |
|---|---|---|---|---|---|
| Low | 5510 | 23.00 | -0.30 | 24.00 | 11.00 |
| Mid | 5550 | 23.10 | -0.30 | 24.00 | 11.00 |
| High | 5670 | 22.90 | -0.30 | 24.00 | 11.00 |
| 142 | 5710 | 22.50 | -0.30 | 24.00 | 11.00 |

| | | |
|---|---|---|
| **Duty Cycle CF (dB)** | 0.00 | **Included in Calculations Corr'd PSD** |

**Output Power Results**

| Channel | Frequency (MHz) | Antenna 6 Meas Power (dBm) | Total Corr'd Power (dBm) | Power Limit (dBm) | Power Margin (dB) |
|---|---|---|---|---|---|
| Low | 5510 | 11.89 | 11.89 | 24.00 | -12.11 |
| Mid | 5550 | 11.82 | 11.82 | 24.00 | -12.18 |
| High | 5670 | 11.86 | 11.86 | 24.00 | -12.14 |
| 142 | 5710 | 11.74 | 11.74 | 24.00 | -12.26 |

**PSD Results**

| Channel | Frequency (MHz) | Antenna 6 Meas PSD (dBm/1MHz) | Total Corr'd PSD (dBm/1MHz) | PSD Limit (dBm/1MHz) | PSD Margin (dB) |
|---|---|---|---|---|---|
| Low | 5510 | 9.446 | 9.446 | 11.00 | -1.554 |
| Mid | 5550 | 9.343 | 9.343 | 11.00 | -1.657 |
| High | 5670 | 9.416 | 9.416 | 11.00 | -1.584 |
| 142 | 5710 | 9.318 | 9.318 | 11.00 | -1.682 |

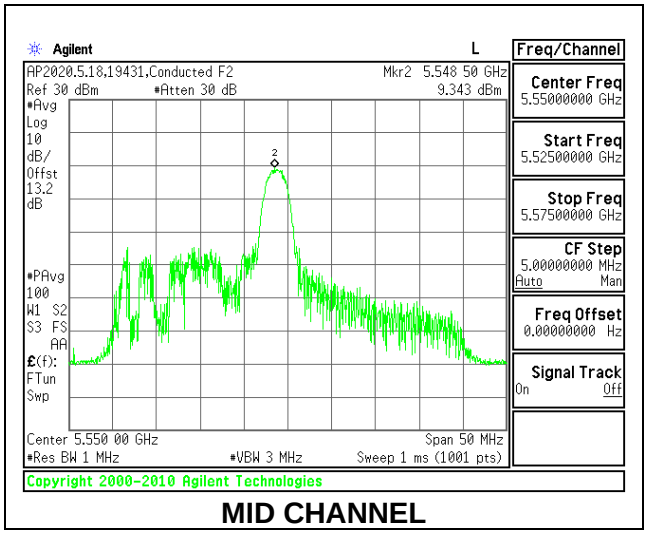


**MID CHANNEL**



UL VERIFICATION SERVICES INC.
47173 Benicia Street, Fremont, CA 94538; USA TEL:(510) 319-4000 FAX:(510) 661-0888
*This report shall not be reproduced except in full, without the written approval of UL Verification Services Inc.*

**1TX Antenna 6 MODE (FCC) – 26 Tones, RU Index 17**

| | |
|---|---|
| **Test Engineer:** | 44352 |
| **Test Date:** | 9/6/2020 |

**Bandwidth, Antenna Gain, and Limits**

| Channel | Frequency (MHz) | Min 26 dB BW (MHz) | Directional Gain (dBi) | Power Limit (dBm) | PSD Limit (dBm/1MHz) |
|---|---|---|---|---|---|
| Low | 5510 | 20.20 | -0.30 | 24.00 | 11.00 |
| Mid | 5550 | 20.30 | -0.30 | 24.00 | 11.00 |
| High | 5670 | 20.20 | -0.30 | 24.00 | 11.00 |
| 142 | 5710 | 15.25 | -0.30 | 22.83 | 11.00 |

| | | |
|---|---|---|
| **Duty Cycle CF (dB)** | 0.00 | **Included in Calculations Corr'd PSD** |

**Output Power Results**

| Channel | Frequency (MHz) | Antenna 6 Meas Power (dBm) | Total Corr'd Power (dBm) | Power Limit (dBm) | Power Margin (dB) |
|---|---|---|---|---|---|
| Low | 5510 | 11.67 | 11.67 | 24.00 | -12.33 |
| Mid | 5550 | 11.84 | 11.84 | 24.00 | -12.16 |
| High | 5670 | 11.78 | 11.78 | 24.00 | -12.22 |
| 142 | 5710 | 11.73 | 11.73 | 22.83 | -11.10 |

**PSD Results**

| Channel | Frequency (MHz) | Antenna 6 Meas PSD (dBm/1MHz) | Total Corr'd PSD (dBm/1MHz) | PSD Limit (dBm/1MHz) | PSD Margin (dB) |
|---|---|---|---|---|---|
| Low | 5510 | 9.237 | 9.237 | 11.00 | -1.763 |
| Mid | 5550 | 9.654 | 9.654 | 11.00 | -1.346 |
| High | 5670 | 9.510 | 9.510 | 11.00 | -1.490 |
| 142 | 5710 | 9.363 | 9.363 | 11.00 | -1.637 |

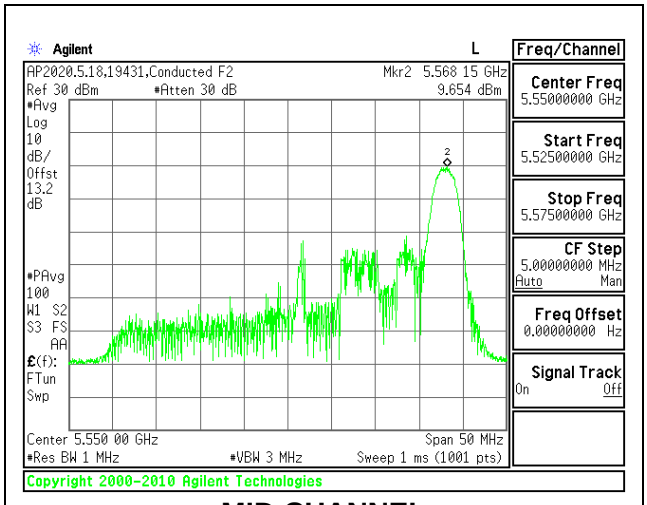


**MID CHANNEL**



UL VERIFICATION SERVICES INC.
47173 Benicia Street, Fremont, CA 94538; USA TEL:(510) 319-4000 FAX:(510) 661-0888
*This report shall not be reproduced except in full, without the written approval of UL Verification Services Inc.*

**1TX Antenna 6 MODE (FCC) – 484 Tones, RU Index 65**

| | |
|---|---|
| **Test Engineer:** | 44352 |
| **Test Date:** | 9/6/2020 |

**Bandwidth, Antenna Gain, and Limits**

| Channel | Frequency (MHz) | Min 26 dB BW (MHz) | Directional Gain (dBi) | Power Limit (dBm) | PSD Limit (dBm/1MHz) |
|---|---|---|---|---|---|
| Low | 5510 | 41.10 | -0.30 | 24.00 | 11.00 |
| Mid | 5550 | 41.00 | -0.30 | 24.00 | 11.00 |
| High | 5670 | 41.00 | -0.30 | 24.00 | 11.00 |
| 142 | 5710 | 35.45 | -0.30 | 24.00 | 11.00 |

| | | |
|---|---|---|
| **Duty Cycle CF (dB)** | 0.00 | **Included in Calculations Corr'd PSD** |

**Output Power Results**

| Channel | Frequency (MHz) | Antenna 6 Meas Power (dBm) | Total Corr'd Power (dBm) | Power Limit (dBm) | Power Margin (dB) |
|---|---|---|---|---|---|
| Low | 5510 | 15.68 | 15.68 | 24.00 | -8.32 |
| Mid | 5550 | 18.49 | 18.49 | 24.00 | -5.51 |
| High | 5670 | 18.13 | 18.13 | 24.00 | -5.87 |
| 142 | 5710 | 18.42 | 18.42 | 24.00 | -5.58 |

**PSD Results**

| Channel | Frequency (MHz) | Antenna 6 Meas PSD (dBm/1MHz) | Total Corr'd PSD (dBm/1MHz) | PSD Limit (dBm/1MHz) | PSD Margin (dB) |
|---|---|---|---|---|---|
| Low | 5510 | 2.524 | 2.524 | 11.00 | -8.476 |
| Mid | 5550 | 7.643 | 7.643 | 11.00 | -3.357 |
| High | 5670 | 6.160 | 6.160 | 11.00 | -4.840 |
| 142 | 5710 | 6.752 | 6.752 | 11.00 | -4.248 |

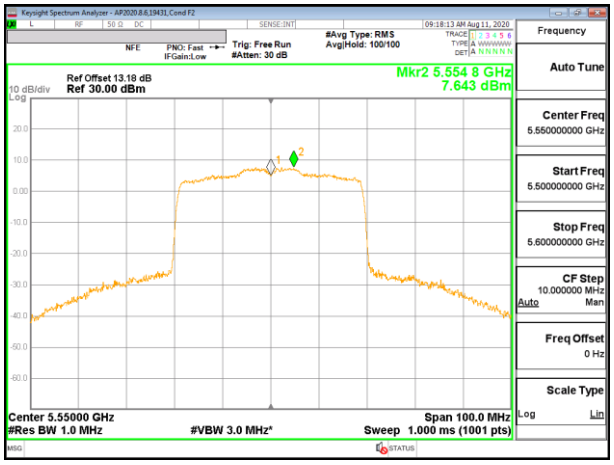


**MID CHANNEL**



UL VERIFICATION SERVICES INC.
47173 Benicia Street, Fremont, CA 94538; USA TEL:(510) 319-4000 FAX:(510) 661-0888
*This report shall not be reproduced except in full, without the written approval of UL Verification Services Inc.*

**1TX Antenna 5 MODE (FCC) – 26 Tones, RU Index 0**

| | |
|---|---|
| **Test Engineer:** | 44352 |
| **Test Date:** | 9/6/2020 |

**Bandwidth, Antenna Gain, and Limits**

| Channel | Frequency (MHz) | Min 26 dB BW (MHz) | Directional Gain (dBi) | Power Limit (dBm) | PSD Limit (dBm/1MHz) |
|---|---|---|---|---|---|
| Low | 5510 | 20.10 | -3.60 | 24.00 | 11.00 |
| Mid | 5550 | 20.30 | -3.60 | 24.00 | 11.00 |
| High | 5670 | 20.40 | -3.60 | 24.00 | 11.00 |
| 142 | 5710 | 20.10 | -3.60 | 24.00 | 11.00 |

| | | |
|---|---|---|
| **Duty Cycle CF (dB)** | 0.00 | **Included in Calculations Corr'd PSD** |

**Output Power Results**

| Channel | Frequency (MHz) | Antenna 5 Meas Power (dBm) | Total Corr'd Power (dBm) | Power Limit (dBm) | Power Margin (dB) |
|---|---|---|---|---|---|
| Low | 5510 | 11.86 | 11.86 | 24.00 | -12.14 |
| Mid | 5550 | 11.62 | 11.62 | 24.00 | -12.38 |
| High | 5670 | 11.92 | 11.92 | 24.00 | -12.08 |
| 142 | 5710 | 11.83 | 11.83 | 24.00 | -12.17 |

**PSD Results**

| Channel | Frequency (MHz) | Antenna 5 Meas PSD (dBm/1MHz) | Total Corr'd PSD (dBm/1MHz) | PSD Limit (dBm/1MHz) | PSD Margin (dB) |
|---|---|---|---|---|---|
| Low | 5510 | 9.506 | 9.506 | 11.00 | -1.494 |
| Mid | 5550 | 9.326 | 9.326 | 11.00 | -1.674 |
| High | 5670 | 9.689 | 9.689 | 11.00 | -1.311 |
| 142 | 5710 | 9.420 | 9.420 | 11.00 | -1.580 |

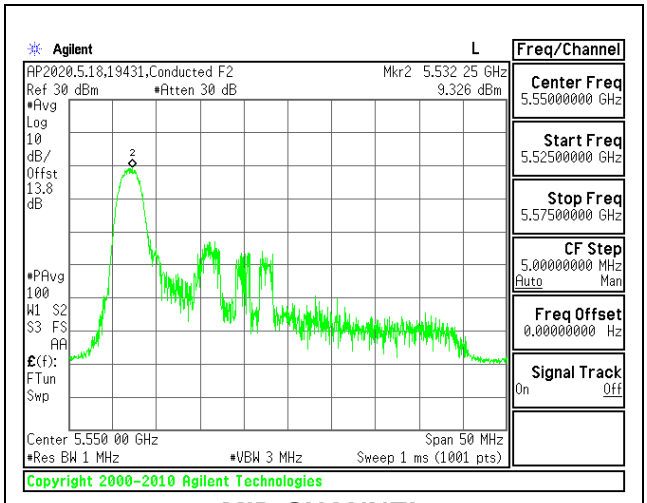


**MID CHANNEL**



UL VERIFICATION SERVICES INC.
47173 Benicia Street, Fremont, CA 94538; USA TEL:(510) 319-4000 FAX:(510) 661-0888
*This report shall not be reproduced except in full, without the written approval of UL Verification Services Inc.*

**1TX Antenna 5 MODE (FCC) – 26 Tones, RU Index 8**

| | |
|---|---|
| **Test Engineer:** | 44352 |
| **Test Date:** | 9/6/2020 |

**Bandwidth, Antenna Gain, and Limits**

| Channel | Frequency (MHz) | Min 26 dB BW (MHz) | Directional Gain (dBi) | Power Limit (dBm) | PSD Limit (dBm/1MHz) |
|---|---|---|---|---|---|
| Low | 5510 | 23.20 | -3.60 | 24.00 | 11.00 |
| Mid | 5550 | 22.80 | -3.60 | 24.00 | 11.00 |
| High | 5670 | 22.70 | -3.60 | 24.00 | 11.00 |
| 142 | 5710 | 23.30 | -3.60 | 24.00 | 11.00 |

| | | |
|---|---|---|
| **Duty Cycle CF (dB)** | 0.00 | **Included in Calculations Corr'd PSD** |

**Output Power Results**

| Channel | Frequency (MHz) | Antenna 5 Meas Power (dBm) | Total Corr'd Power (dBm) | Power Limit (dBm) | Power Margin (dB) |
|---|---|---|---|---|---|
| Low | 5510 | 11.83 | 11.83 | 24.00 | -12.17 |
| Mid | 5550 | 11.92 | 11.92 | 24.00 | -12.08 |
| High | 5670 | 11.86 | 11.86 | 24.00 | -12.14 |
| 142 | 5710 | 11.88 | 11.88 | 24.00 | -12.12 |

**PSD Results**

| Channel | Frequency (MHz) | Antenna 5 Meas PSD (dBm/1MHz) | Total Corr'd PSD (dBm/1MHz) | PSD Limit (dBm/1MHz) | PSD Margin (dB) |
|---|---|---|---|---|---|
| Low | 5510 | 9.404 | 9.404 | 11.00 | -1.596 |
| Mid | 5550 | 9.554 | 9.554 | 11.00 | -1.446 |
| High | 5670 | 9.451 | 9.451 | 11.00 | -1.549 |
| 142 | 5710 | 9.468 | 9.468 | 11.00 | -1.532 |

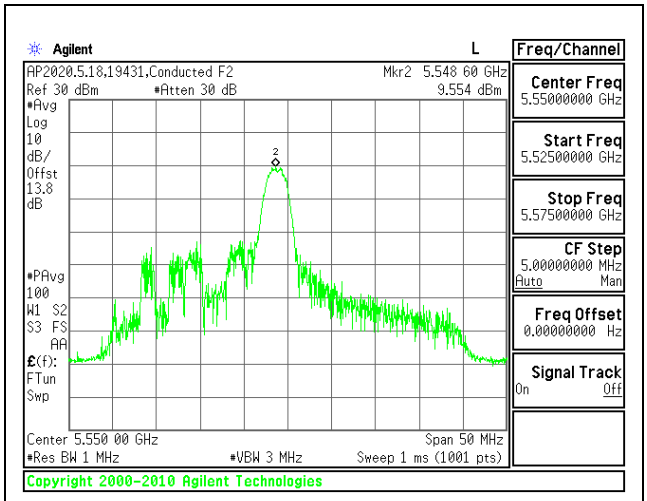


**MID CHANNEL**



UL VERIFICATION SERVICES INC.
47173 Benicia Street, Fremont, CA 94538; USA TEL:(510) 319-4000 FAX:(510) 661-0888
*This report shall not be reproduced except in full, without the written approval of UL Verification Services Inc.*

**1TX Antenna 5 MODE (FCC) – 26 Tones, RU Index 17**

| | |
|---|---|
| **Test Engineer:** | 44352 |
| **Test Date:** | 9/6/2020 |

**Bandwidth, Antenna Gain, and Limits**

| Channel | Frequency (MHz) | Min 26 dB BW (MHz) | Directional Gain (dBi) | Power Limit (dBm) | PSD Limit (dBm/1MHz) |
|---|---|---|---|---|---|
| Low | 5510 | 20.50 | -3.60 | 24.00 | 11.00 |
| Mid | 5550 | 20.30 | -3.60 | 24.00 | 11.00 |
| High | 5670 | 20.30 | -3.60 | 24.00 | 11.00 |
| 142 | 5710 | 14.55 | -3.60 | 22.63 | 11.00 |

| | | |
|---|---|---|
| **Duty Cycle CF (dB)** | 0.00 | **Included in Calculations Corr'd PSD** |

**Output Power Results**

| Channel | Frequency (MHz) | Antenna 5 Meas Power (dBm) | Total Corr'd Power (dBm) | Power Limit (dBm) | Power Margin (dB) |
|---|---|---|---|---|---|
| Low | 5510 | 11.85 | 11.85 | 24.00 | -12.15 |
| Mid | 5550 | 11.76 | 11.76 | 24.00 | -12.24 |
| High | 5670 | 11.72 | 11.72 | 24.00 | -12.28 |
| 142 | 5710 | 11.69 | 11.69 | 22.63 | -10.94 |

**PSD Results**

| Channel | Frequency (MHz) | Antenna 5 Meas PSD (dBm/1MHz) | Total Corr'd PSD (dBm/1MHz) | PSD Limit (dBm/1MHz) | PSD Margin (dB) |
|---|---|---|---|---|---|
| Low | 5510 | 9.653 | 9.653 | 11.00 | -1.347 |
| Mid | 5550 | 9.467 | 9.467 | 11.00 | -1.533 |
| High | 5670 | 9.417 | 9.417 | 11.00 | -1.583 |
| 142 | 5710 | 9.397 | 9.397 | 11.00 | -1.603 |

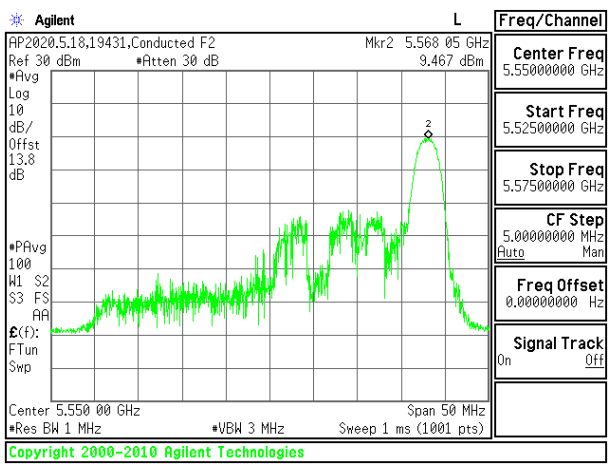


**MID CHANNEL**



UL VERIFICATION SERVICES INC.
47173 Benicia Street, Fremont, CA 94538; USA TEL:(510) 319-4000 FAX:(510) 661-0888
*This report shall not be reproduced except in full, without the written approval of UL Verification Services Inc.*

**1TX Antenna 5 MODE (FCC) – 484 Tones, RU Index 65**

| | |
|---|---|
| **Test Engineer:** | 44352 |
| **Test Date:** | 9/6/2020 |

**Bandwidth, Antenna Gain, and Limits**

| Channel | Frequency (MHz) | Min 26 dB BW (MHz) | Directional Gain (dBi) | Power Limit (dBm) | PSD Limit (dBm/1MHz) |
|---|---|---|---|---|---|
| Low | 5510 | 40.90 | -3.60 | 24.00 | 11.00 |
| Mid | 5550 | 41.00 | -3.60 | 24.00 | 11.00 |
| High | 5670 | 41.20 | -3.60 | 24.00 | 11.00 |
| 142 | 5710 | 35.50 | -3.60 | 24.00 | 11.00 |

| | | |
|---|---|---|
| **Duty Cycle CF (dB)** | 0.00 | **Included in Calculations Corr'd PSD** |

**Output Power Results**

| Channel | Frequency (MHz) | Antenna 5 Meas Power (dBm) | Total Corr'd Power (dBm) | Power Limit (dBm) | Power Margin (dB) |
|---|---|---|---|---|---|
| Low | 5510 | 15.73 | 15.73 | 24.00 | -8.27 |
| Mid | 5550 | 20.89 | 20.89 | 24.00 | -3.11 |
| High | 5670 | 18.67 | 18.67 | 24.00 | -5.33 |
| 142 | 5710 | 20.84 | 20.84 | 24.00 | -3.16 |

**PSD Results**

| Channel | Frequency (MHz) | Antenna 5 Meas PSD (dBm/1MHz) | Total Corr'd PSD (dBm/1MHz) | PSD Limit (dBm/1MHz) | PSD Margin (dB) |
|---|---|---|---|---|---|
| Low | 5510 | 2.743 | 2.743 | 11.00 | -8.257 |
| Mid | 5550 | 7.696 | 7.696 | 11.00 | -3.304 |
| High | 5670 | 5.630 | 5.630 | 11.00 | -5.370 |
| 142 | 5710 | 7.339 | 7.339 | 11.00 | -3.661 |

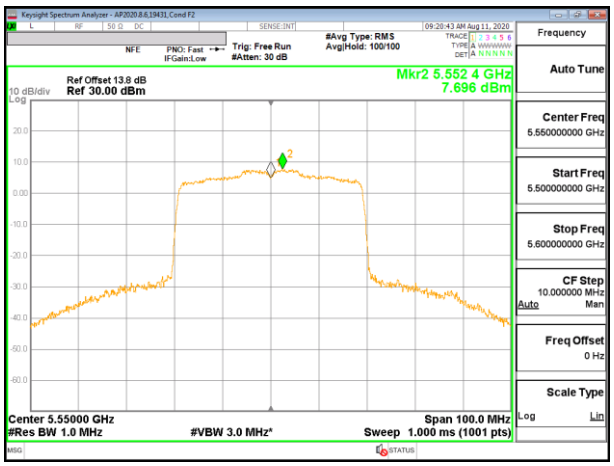


**MID CHANNEL**



UL VERIFICATION SERVICES INC.
47173 Benicia Street, Fremont, CA 94538; USA TEL:(510) 319-4000 FAX:(510) 661-0888
*This report shall not be reproduced except in full, without the written approval of UL Verification Services Inc.*

**2TX Antenna 6 + Antenna 5 OFDMA MODE (FCC) – 26 Tones, RU Index 0**

| | |
|---|---|
| **Test Engineer:** | 44352 |
| **Test Date:** | 9/6/2020 |

**Bandwidth, Antenna Gain, and Limits**

| Channel | Frequency (MHz) | Min 26 dB BW (MHz) | Directional Gain for Power (dBi) | Directional Gain for PSD (dBi) | Power Limit (dBm) | PSD Limit (dBm/1MHz) |
|---|---|---|---|---|---|---|
| Low | 5510 | 19.50 | -1.64 | 1.22 | 23.90 | 11.00 |
| Mid | 5550 | 19.70 | -1.64 | 1.22 | 23.94 | 11.00 |
| High | 5670 | 19.70 | -1.64 | 1.22 | 23.94 | 11.00 |
| 142 | 5710 | 20.20 | -1.64 | 1.22 | 24.00 | 11.00 |

| | | |
|---|---|---|
| **Duty Cycle CF (dB)** | 0.00 | **Included in Calculations of Corr'd Power & PSD** |

**Output Power Results**

| Channel | Frequency (MHz) | Antenna 6 Meas Power (dBm) | Antenna 5 Meas Power (dBm) | Total Corr'd Power (dBm) | Power Limit (dBm) | Power Margin (dB) |
|---|---|---|---|---|---|---|
| Low | 5510 | 8.72 | 8.71 | 11.73 | 23.90 | -12.18 |
| Mid | 5550 | 8.68 | 8.62 | 11.66 | 23.94 | -12.28 |
| High | 5670 | 8.84 | 8.67 | 11.77 | 23.94 | -12.18 |
| 142 | 5710 | 8.81 | 8.65 | 11.74 | 24.00 | -12.26 |

**PSD Results**

| Channel | Frequency (MHz) | Antenna 6 Meas PSD (dBm/1MHz) | Antenna 5 Meas PSD (dBm/1MHz) | Total Corr'd PSD (dBm/1MHz) | PSD Limit (dBm/ 1MHz) | PSD Margin (dB) |
|---|---|---|---|---|---|---|
| Low | 5510 | 6.505 | 6.322 | 9.425 | 11.00 | -1.58 |
| Mid | 5550 | 6.491 | 6.292 | 9.403 | 11.00 | -1.60 |
| High | 5670 | 6.738 | 6.431 | 9.598 | 11.00 | -1.40 |
| 142 | 5710 | 6.653 | 6.461 | 9.568 | 11.00 | -1.43 |

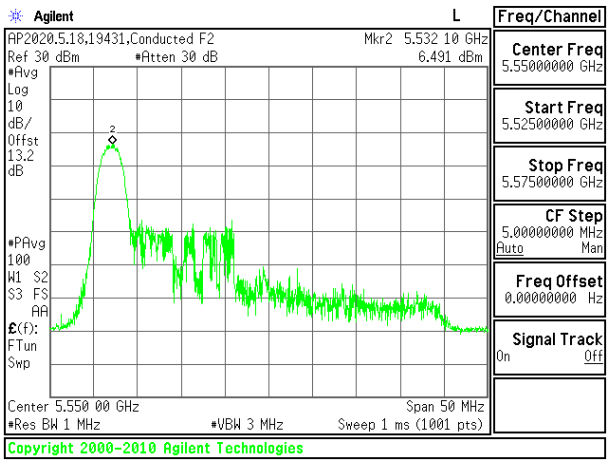


**MID CHANNEL [ANT 6]**

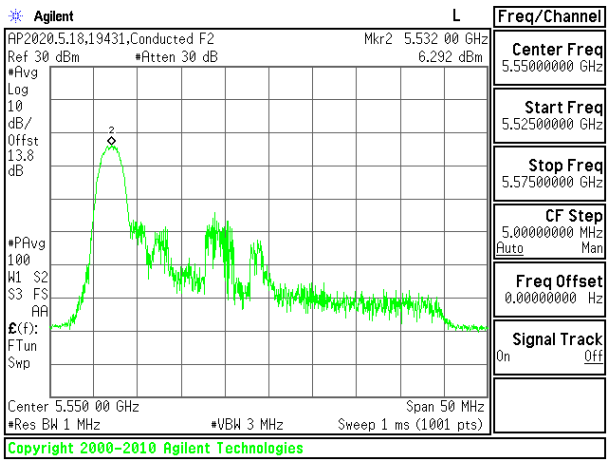


**MID CHANNEL [ANT 5]**



UL VERIFICATION SERVICES INC.
47173 Benicia Street, Fremont, CA 94538; USA TEL:(510) 319-4000 FAX:(510) 661-0888
*This report shall not be reproduced except in full, without the written approval of UL Verification Services Inc.*

**2TX Antenna 6 + Antenna 5 OFDMA MODE (FCC) – 26 Tones, RU Index 8**

| | |
|---|---|
| **Test Engineer:** | 44352 |
| **Test Date:** | 9/6/2020 |

**Bandwidth, Antenna Gain, and Limits**

| Channel | Frequency (MHz) | Min 26 dB BW (MHz) | Directional Gain for Power (dBi) | Directional Gain for PSD (dBi) | Power Limit (dBm) | PSD Limit (dBm/1MHz) |
|---|---|---|---|---|---|---|
| Low | 5510 | 21.80 | -1.64 | 1.22 | 24.00 | 11.00 |
| Mid | 5550 | 22.50 | -1.64 | 1.22 | 24.00 | 11.00 |
| High | 5670 | 22.20 | -1.64 | 1.22 | 24.00 | 11.00 |
| 142 | 5710 | 22.40 | -1.64 | 1.22 | 24.00 | 11.00 |

| | | |
|---|---|---|
| **Duty Cycle CF (dB)** | 0.00 | **Included in Calculations of Corr'd Power & PSD** |

**Output Power Results**

| Channel | Frequency (MHz) | Antenna 6 Meas Power (dBm) | Antenna 5 Meas Power (dBm) | Total Corr'd Power (dBm) | Power Limit (dBm) | Power Margin (dB) |
|---|---|---|---|---|---|---|
| Low | 5510 | 8.86 | 8.62 | 11.75 | 24.00 | -12.25 |
| Mid | 5550 | 8.77 | 8.65 | 11.72 | 24.00 | -12.28 |
| High | 5670 | 8.66 | 8.72 | 11.70 | 24.00 | -12.30 |
| 142 | 5710 | 8.68 | 8.73 | 11.72 | 24.00 | -12.28 |

**PSD Results**

| Channel | Frequency (MHz) | Antenna 6 Meas PSD (dBm/1MHz) | Antenna 5 Meas PSD (dBm/1MHz) | Total Corr'd PSD (dBm/1MHz) | PSD Limit (dBm/ 1MHz) | PSD Margin (dB) |
|---|---|---|---|---|---|---|
| Low | 5510 | 6.607 | 6.283 | 9.458 | 11.00 | -1.54 |
| Mid | 5550 | 6.718 | 6.369 | 9.557 | 11.00 | -1.44 |
| High | 5670 | 6.211 | 6.402 | 9.318 | 11.00 | -1.68 |
| 142 | 5710 | 6.320 | 6.571 | 9.458 | 11.00 | -1.54 |

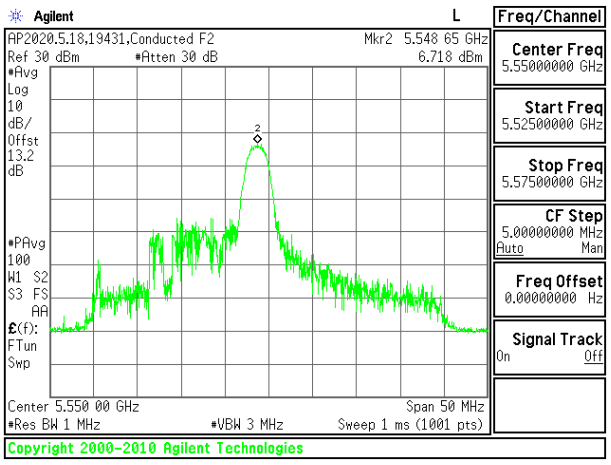


**MID CHANNEL [ANT 6]**

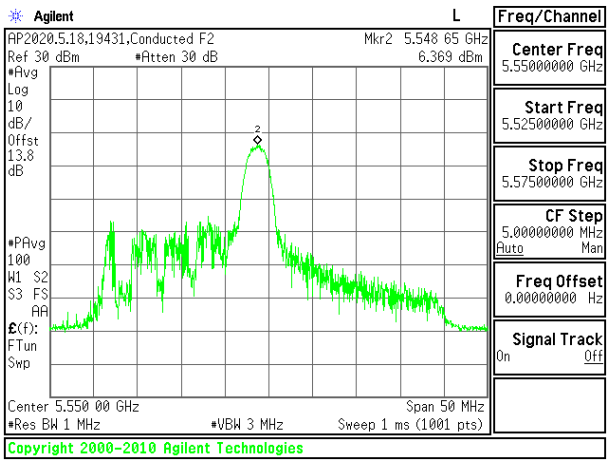


**MID CHANNEL [ANT 5]**



UL VERIFICATION SERVICES INC.
47173 Benicia Street, Fremont, CA 94538; USA TEL:(510) 319-4000 FAX:(510) 661-0888
*This report shall not be reproduced except in full, without the written approval of UL Verification Services Inc.*

**2TX Antenna 6 + Antenna 5 OFDMA MODE (FCC) – 26 Tones, RU Index 17**

| | |
|---|---|
| **Test Engineer:** | 44352 |
| **Test Date:** | 9/6/2020 |

**Bandwidth, Antenna Gain, and Limits**

| Channel | Frequency (MHz) | Min 26 dB BW (MHz) | Directional Gain for Power (dBi) | Directional Gain for PSD (dBi) | Power Limit (dBm) | PSD Limit (dBm/1MHz) |
|---|---|---|---|---|---|---|
| Low | 5510 | 19.40 | -1.64 | 1.22 | 23.88 | 11.00 |
| Mid | 5550 | 19.40 | -1.64 | 1.22 | 23.88 | 11.00 |
| High | 5670 | 19.30 | -1.64 | 1.22 | 23.86 | 11.00 |
| 142 | 5710 | 14.75 | -1.64 | 1.22 | 22.69 | 11.00 |

| | | |
|---|---|---|
| **Duty Cycle CF (dB)** | 0.00 | **Included in Calculations of Corr'd Power & PSD** |

**Output Power Results**

| Channel | Frequency (MHz) | Antenna 6 Meas Power (dBm) | Antenna 5 Meas Power (dBm) | Total Corr'd Power (dBm) | Power Limit (dBm) | Power Margin (dB) |
|---|---|---|---|---|---|---|
| Low | 5510 | 8.72 | 8.93 | 11.84 | 23.88 | -12.04 |
| Mid | 5550 | 8.88 | 8.76 | 11.83 | 23.88 | -12.05 |
| High | 5670 | 8.97 | 8.74 | 11.87 | 23.86 | -11.99 |
| 142 | 5710 | 8.62 | 8.81 | 11.73 | 22.69 | -10.96 |

**PSD Results**

| Channel | Frequency (MHz) | Antenna 6 Meas PSD (dBm/1MHz) | Antenna 5 Meas PSD (dBm/1MHz) | Total Corr'd PSD (dBm/1MHz) | PSD Limit (dBm/ 1MHz) | PSD Margin (dB) |
|---|---|---|---|---|---|---|
| Low | 5510 | 6.228 | 6.609 | 9.433 | 11.00 | -1.57 |
| Mid | 5550 | 6.655 | 6.304 | 9.493 | 11.00 | -1.51 |
| High | 5670 | 6.765 | 6.422 | 9.607 | 11.00 | -1.39 |
| 142 | 5710 | 6.220 | 6.463 | 9.353 | 11.00 | -1.65 |

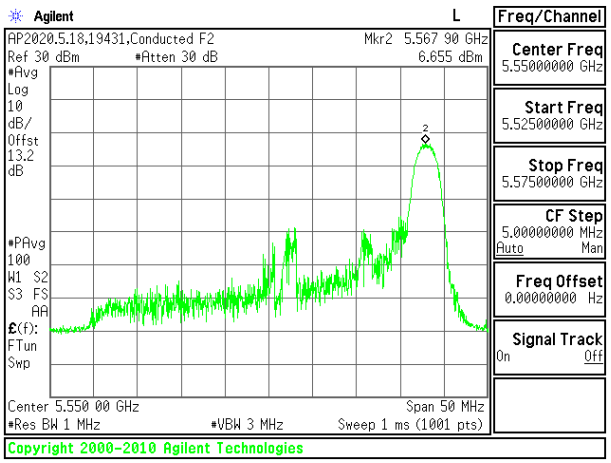


**MID CHANNEL [ANT 6]**

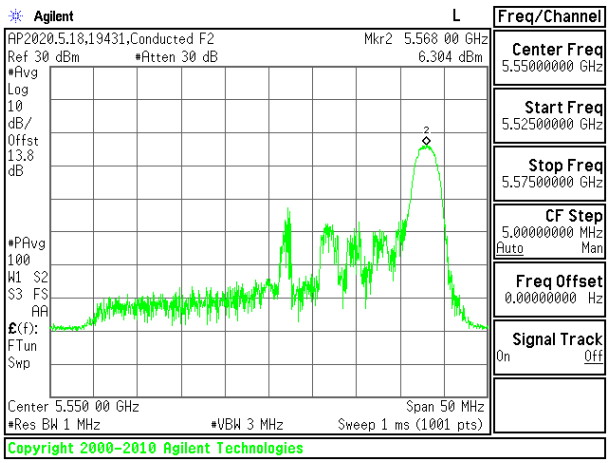


**MID CHANNEL [ANT 5]**



UL VERIFICATION SERVICES INC.
47173 Benicia Street, Fremont, CA 94538; USA TEL:(510) 319-4000 FAX:(510) 661-0888
*This report shall not be reproduced except in full, without the written approval of UL Verification Services Inc.*

**2TX Antenna 6 + Antenna 5 OFDMA MODE (FCC) – 484 Tones, RU Index 65**

| | |
|---|---|
| **Test Engineer:** | 44352 |
| **Test Date:** | 9/6/2020 |

**Bandwidth, Antenna Gain, and Limits**

| Channel | Frequency (MHz) | Min 26 dB BW (MHz) | Directional Gain for Power (dBi) | Directional Gain for PSD (dBi) | Power Limit (dBm) | PSD Limit (dBm/1MHz) |
|---|---|---|---|---|---|---|
| Low | 5510 | 40.80 | -1.64 | 1.22 | 24.00 | 11.00 |
| Mid | 5550 | 40.90 | -1.64 | 1.22 | 24.00 | 11.00 |
| High | 5670 | 40.80 | -1.64 | 1.22 | 24.00 | 11.00 |
| 142 | 5710 | 35.45 | -1.64 | 1.22 | 24.00 | 11.00 |

| | | |
|---|---|---|
| **Duty Cycle CF (dB)** | 0.00 | **Included in Calculations of Corr'd Power & PSD** |

**Output Power Results**

| Channel | Frequency (MHz) | Antenna 6 Meas Power (dBm) | Antenna 5 Meas Power (dBm) | Total Corr'd Power (dBm) | Power Limit (dBm) | Power Margin (dB) |
|---|---|---|---|---|---|---|
| Low | 5510 | 15.17 | 15.26 | 18.23 | 24.00 | -5.77 |
| Mid | 5550 | 18.16 | 19.83 | 22.09 | 24.00 | -1.91 |
| High | 5670 | 18.24 | 18.39 | 21.33 | 24.00 | -2.67 |
| 142 | 5710 | 18.16 | 19.92 | 22.14 | 24.00 | -1.86 |

**PSD Results**

| Channel | Frequency (MHz) | Antenna 6 Meas PSD (dBm/1MHz) | Antenna 5 Meas PSD (dBm/1MHz) | Total Corr'd PSD (dBm/1MHz) | PSD Limit (dBm/ 1MHz) | PSD Margin (dB) |
|---|---|---|---|---|---|---|
| Low | 5510 | 2.198 | 2.434 | 5.328 | 11.00 | -5.67 |
| Mid | 5550 | 6.698 | 6.695 | 9.707 | 11.00 | -1.29 |
| High | 5670 | 5.183 | 5.555 | 8.383 | 11.00 | -2.62 |
| 142 | 5710 | 6.729 | 6.995 | 9.874 | 11.00 | -1.13 |

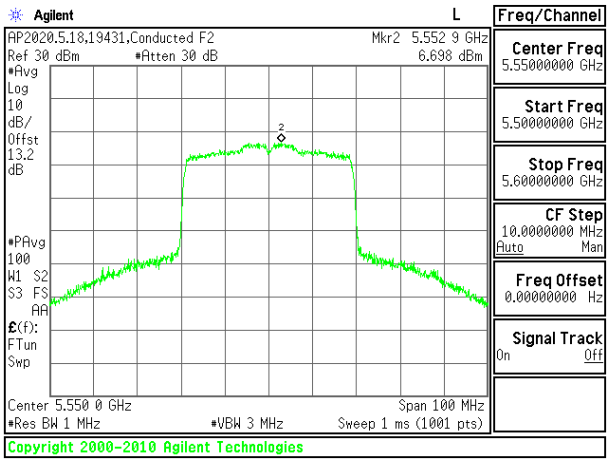


**MID CHANNEL [ANT 6]**

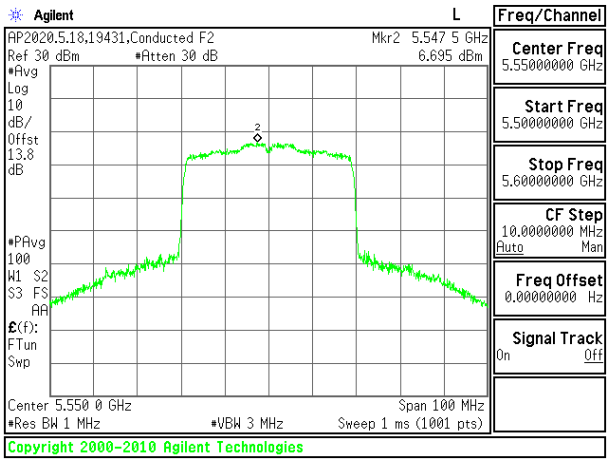


**MID CHANNEL [ANT 5]**



UL VERIFICATION SERVICES INC.
47173 Benicia Street, Fremont, CA 94538; USA TEL:(510) 319-4000 FAX:(510) 661-0888
*This report shall not be reproduced except in full, without the written approval of UL Verification Services Inc.*

## 8.4.18. 802.11ax HE80 MODE IN THE 5.6 GHz BAND

**1TX Antenna 6 MODE (FCC) – 26 Tones, RU Index 0**

| | |
|---|---|
| **Test Engineer:** | 44352 |
| **Test Date:** | 9/6/2020 |

**Bandwidth, Antenna Gain, and Limits**

| Channel | Frequency (MHz) | Min 26 dB BW (MHz) | Directional Gain (dBi) | Power Limit (dBm) | PSD Limit (dBm/1MHz) |
|---|---|---|---|---|---|
| Low | 5530 | 20.00 | -0.30 | 24.00 | 11.00 |
| High | 5610 | 19.80 | -0.30 | 23.97 | 11.00 |
| 138 | 5690 | 20.40 | -0.30 | 24.00 | 11.00 |

| | | |
|---|---|---|
| **Duty Cycle CF (dB)** | 0.00 | **Included in Calculations Corr'd PSD** |

**Output Power Results**

| Channel | Frequency (MHz) | Antenna 6 Meas Power (dBm) | Total Corr'd Power (dBm) | Power Limit (dBm) | Power Margin (dB) |
|---|---|---|---|---|---|
| Low | 5530 | 11.87 | 11.87 | 24.00 | -12.13 |
| High | 5610 | 11.92 | 11.92 | 23.97 | -12.05 |
| 138 | 5690 | 11.81 | 11.81 | 24.00 | -12.19 |

**PSD Results**

| Channel | Frequency (MHz) | Antenna 6 Meas PSD (dBm/1MHz) | Total Corr'd PSD (dBm/1MHz) | PSD Limit (dBm/1MHz) | PSD Margin (dB) |
|---|---|---|---|---|---|
| Low | 5530 | 8.833 | 8.833 | 11.00 | -2.167 |
| High | 5610 | 9.140 | 9.140 | 11.00 | -1.860 |
| 138 | 5690 | 8.721 | 8.721 | 11.00 | -2.279 |

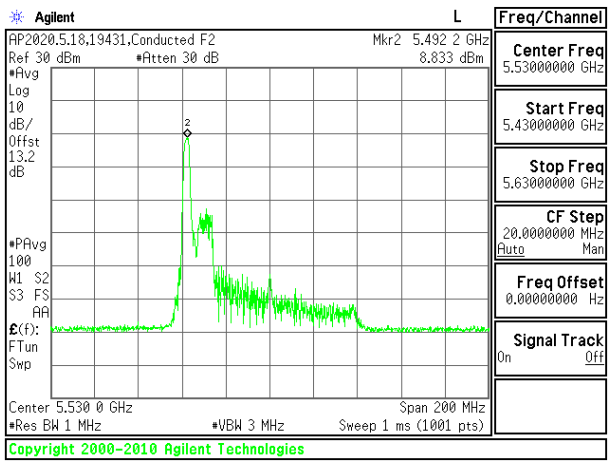


**LOW CHANNEL**



UL VERIFICATION SERVICES INC.
47173 Benicia Street, Fremont, CA 94538; USA TEL:(510) 319-4000 FAX:(510) 661-0888
*This report shall not be reproduced except in full, without the written approval of UL Verification Services Inc.*

**1TX Antenna 6 MODE (FCC) – 26 Tones, RU Index 18**

| | |
|---|---|
| **Test Engineer:** | 44352 |
| **Test Date:** | 9/6/2020 |

**Bandwidth, Antenna Gain, and Limits**

| Channel | Frequency (MHz) | Min 26 dB BW (MHz) | Directional Gain (dBi) | Power Limit (dBm) | PSD Limit (dBm/1MHz) |
|---|---|---|---|---|---|
| Low | 5530 | 39.80 | -0.30 | 24.00 | 11.00 |
| High | 5610 | 40.80 | -0.30 | 24.00 | 11.00 |
| 138 | 5690 | 38.40 | -0.30 | 24.00 | 11.00 |

| | | |
|---|---|---|
| **Duty Cycle CF (dB)** | 0.00 | **Included in Calculations Corr'd PSD** |

**Output Power Results**

| Channel | Frequency (MHz) | Antenna 6 Meas Power (dBm) | Total Corr'd Power (dBm) | Power Limit (dBm) | Power Margin (dB) |
|---|---|---|---|---|---|
| Low | 5530 | 11.82 | 11.82 | 24.00 | -12.18 |
| High | 5610 | 11.76 | 11.76 | 24.00 | -12.24 |
| 138 | 5690 | 11.85 | 11.85 | 24.00 | -12.15 |

**PSD Results**

| Channel | Frequency (MHz) | Antenna 6 Meas PSD (dBm/1MHz) | Total Corr'd PSD (dBm/1MHz) | PSD Limit (dBm/1MHz) | PSD Margin (dB) |
|---|---|---|---|---|---|
| Low | 5530 | 8.358 | 8.358 | 11.00 | -2.642 |
| High | 5610 | 8.233 | 8.233 | 11.00 | -2.767 |
| 138 | 5690 | 8.487 | 8.487 | 11.00 | -2.513 |

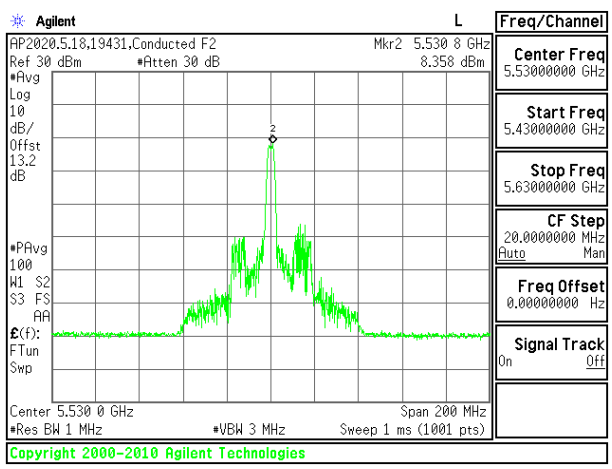


**LOW CHANNEL**



UL VERIFICATION SERVICES INC.
47173 Benicia Street, Fremont, CA 94538; USA TEL:(510) 319-4000 FAX:(510) 661-0888
*This report shall not be reproduced except in full, without the written approval of UL Verification Services Inc.*

**1TX Antenna 6 MODE (FCC) – 26 Tones, RU Index 36**

| | |
|---|---|
| **Test Engineer:** | 44352 |
| **Test Date:** | 9/6/2020 |

| | (MHz) | BW (MHz) | (dBi) | (dBm) | (dBm/1MHz) |
|---|---|---|---|---|---|
| Low | 5530 | 21.40 | -0.30 | 24.00 | 11.00 |
| High | 5610 | 21.20 | -0.30 | 24.00 | 11.00 |
| 138 | 5690 | 15.60 | -0.30 | 22.93 | 11.00 |

| | | |
|---|---|---|
| **Duty Cycle CF (dB)** | 0.00 | **Included in Calculations Corr'd PSD** |

**Output Power Results**

| Channel | Frequency (MHz) | Antenna 6 Meas Power (dBm) | Total Corr'd Power (dBm) | Power Limit (dBm) | Power Margin (dB) |
|---|---|---|---|---|---|
| Low | 5530 | 11.89 | 11.89 | 24.00 | -12.11 |
| High | 5610 | 11.75 | 11.75 | 24.00 | -12.25 |
| 138 | 5690 | 11.86 | 11.86 | 22.93 | -11.07 |

**PSD Results**

| Channel | Frequency (MHz) | Antenna 6 Meas PSD (dBm/1MHz) | Total Corr'd PSD (dBm/1MHz) | PSD Limit (dBm/1MHz) | PSD Margin (dB) |
|---|---|---|---|---|---|
| Low | 5530 | 8.997 | 8.997 | 11.00 | -2.003 |
| High | 5610 | 8.842 | 8.842 | 11.00 | -2.158 |
| 138 | 5690 | 8.949 | 8.949 | 11.00 | -2.051 |

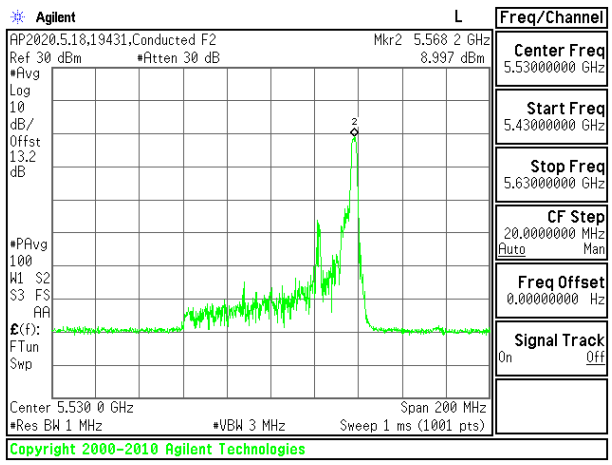


**LOW CHANNEL**



UL VERIFICATION SERVICES INC.
47173 Benicia Street, Fremont, CA 94538; USA TEL:(510) 319-4000 FAX:(510) 661-0888
*This report shall not be reproduced except in full, without the written approval of UL Verification Services Inc.*

**1TX Antenna 6 MODE (FCC) – 996 Tones, RU Index 67**

| | |
|---|---|
| **Test Engineer:** | 44352 |
| **Test Date:** | 9/6/2020 |

**Bandwidth, Antenna Gain, and Limits**

| Channel | Frequency (MHz) | Min 26 dB BW (MHz) | Directional Gain (dBi) | Power Limit (dBm) | PSD Limit (dBm/1MHz) |
|---|---|---|---|---|---|
| Low | 5530 | 83.00 | -0.30 | 24.00 | 11.00 |
| High | 5610 | 83.40 | -0.30 | 24.00 | 11.00 |
| 138 | 5690 | 76.50 | -0.30 | 24.00 | 11.00 |

| | | |
|---|---|---|
| **Duty Cycle CF (dB)** | 0.00 | **Included in Calculations Corr'd PSD** |

**Output Power Results**

| Channel | Frequency (MHz) | Antenna 6 Meas Power (dBm) | Total Corr'd Power (dBm) | Power Limit (dBm) | Power Margin (dB) |
|---|---|---|---|---|---|
| Low | 5530 | 13.98 | 13.98 | 24.00 | -10.02 |
| High | 5610 | 18.23 | 18.23 | 24.00 | -5.77 |
| 138 | 5690 | 18.19 | 18.19 | 24.00 | -5.81 |

**PSD Results**

| Channel | Frequency (MHz) | Antenna 6 Meas PSD (dBm/1MHz) | Total Corr'd PSD (dBm/1MHz) | PSD Limit (dBm/1MHz) | PSD Margin (dB) |
|---|---|---|---|---|---|
| Low | 5530 | -1.123 | -1.123 | 11.00 | -12.123 |
| High | 5610 | 1.988 | 1.988 | 11.00 | -9.012 |
| 138 | 5690 | 1.242 | 1.242 | 11.00 | -9.758 |

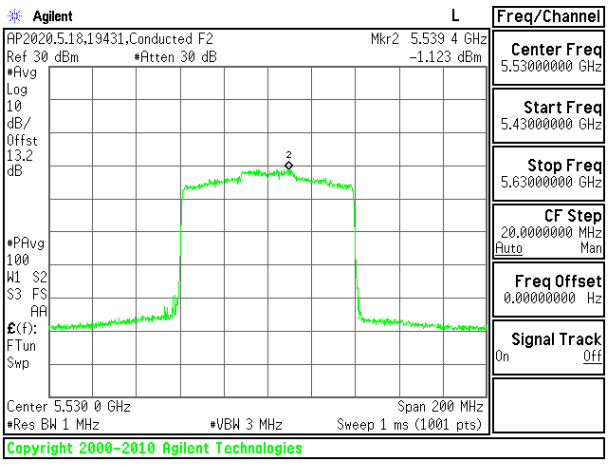


**LOW CHANNEL**



UL VERIFICATION SERVICES INC.
47173 Benicia Street, Fremont, CA 94538; USA TEL:(510) 319-4000 FAX:(510) 661-0888
*This report shall not be reproduced except in full, without the written approval of UL Verification Services Inc.*

**1TX Antenna 5 MODE (FCC) – 26 Tones, RU Index 0**

| | |
|---|---|
| **Test Engineer:** | 44352 |
| **Test Date:** | 9/8/2020 |

**Bandwidth, Antenna Gain, and Limits**

| Channel | Frequency (MHz) | Min 26 dB BW (MHz) | Directional Gain (dBi) | Power Limit (dBm) | PSD Limit (dBm/1MHz) |
|---|---|---|---|---|---|
| Low | 5530 | 19.80 | -3.60 | 23.97 | 11.00 |
| High | 5610 | 19.80 | -3.60 | 23.97 | 11.00 |
| 138 | 5690 | 19.80 | -3.60 | 23.97 | 11.00 |

| | | |
|---|---|---|
| **Duty Cycle CF (dB)** | 0.00 | **Included in Calculations Corr'd PSD** |

**Output Power Results**

| Channel | Frequency (MHz) | Antenna 5 Meas Power (dBm) | Total Corr'd Power (dBm) | Power Limit (dBm) | Power Margin (dB) |
|---|---|---|---|---|---|
| Low | 5530 | 11.89 | 11.89 | 23.97 | -12.08 |
| High | 5610 | 11.81 | 11.81 | 23.97 | -12.16 |
| 138 | 5690 | 11.78 | 11.78 | 23.97 | -12.19 |

**PSD Results**

| Channel | Frequency (MHz) | Antenna 5 Meas PSD (dBm/1MHz) | Total Corr'd PSD (dBm/1MHz) | PSD Limit (dBm/1MHz) | PSD Margin (dB) |
|---|---|---|---|---|---|
| Low | 5530 | 9.058 | 9.058 | 11.00 | -1.942 |
| High | 5610 | 8.936 | 8.936 | 11.00 | -2.064 |
| 138 | 5690 | 8.869 | 8.869 | 11.00 | -2.131 |

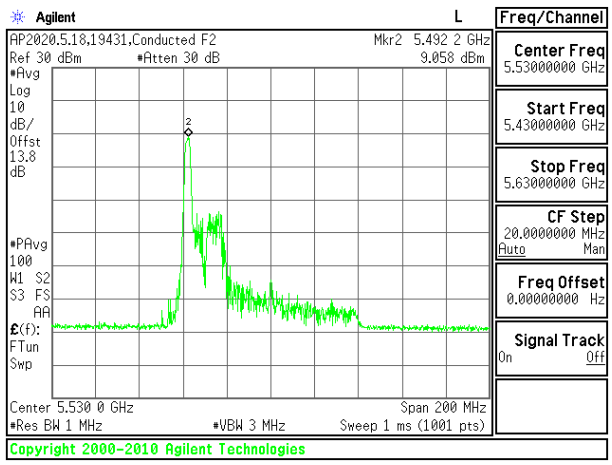


**LOW CHANNEL**



UL VERIFICATION SERVICES INC.
47173 Benicia Street, Fremont, CA 94538; USA TEL:(510) 319-4000 FAX:(510) 661-0888
*This report shall not be reproduced except in full, without the written approval of UL Verification Services Inc.*

**1TX Antenna 5 MODE (FCC) – 26 Tones, RU Index 18**

| | |
|---|---|
| **Test Engineer:** | 44352 |
| **Test Date:** | 9/8/2020 |

**Bandwidth, Antenna Gain, and Limits**

| Channel | Frequency (MHz) | Min 26 dB BW (MHz) | Directional Gain (dBi) | Power Limit (dBm) | PSD Limit (dBm/1MHz) |
|---|---|---|---|---|---|
| Low | 5530 | 40.60 | -3.60 | 24.00 | 11.00 |
| High | 5610 | 39.80 | -3.60 | 24.00 | 11.00 |
| 138 | 5690 | 40.40 | -3.60 | 24.00 | 11.00 |

| | | |
|---|---|---|
| **Duty Cycle CF (dB)** | 0.00 | **Included in Calculations Corr'd PSD** |

**Output Power Results**

| Channel | Frequency (MHz) | Antenna 5 Meas Power (dBm) | Total Corr'd Power (dBm) | Power Limit (dBm) | Power Margin (dB) |
|---|---|---|---|---|---|
| Low | 5530 | 11.85 | 11.85 | 24.00 | -12.15 |
| High | 5610 | 11.76 | 11.76 | 24.00 | -12.24 |
| 138 | 5690 | 11.92 | 11.92 | 24.00 | -12.08 |

**PSD Results**

| Channel | Frequency (MHz) | Antenna 5 Meas PSD (dBm/1MHz) | Total Corr'd PSD (dBm/1MHz) | PSD Limit (dBm/1MHz) | PSD Margin (dB) |
|---|---|---|---|---|---|
| Low | 5530 | 8.803 | 8.803 | 11.00 | -2.197 |
| High | 5610 | 8.201 | 8.201 | 11.00 | -2.799 |
| 138 | 5690 | 8.878 | 8.878 | 11.00 | -2.122 |

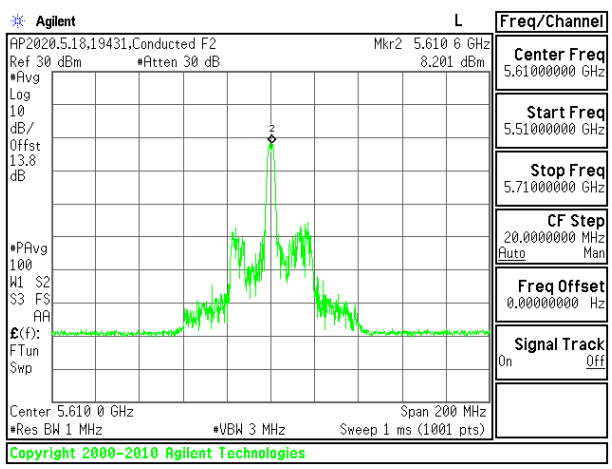


**LOW CHANNEL**



UL VERIFICATION SERVICES INC.
47173 Benicia Street, Fremont, CA 94538; USA TEL:(510) 319-4000 FAX:(510) 661-0888
*This report shall not be reproduced except in full, without the written approval of UL Verification Services Inc.*

**1TX Antenna 5 MODE (FCC) – 26 Tones, RU Index 36**

| | |
|---|---|
| **Test Engineer:** | 44352 |
| **Test Date:** | 9/8/2020 |

**Bandwidth, Antenna Gain, and Limits**

| Channel | Frequency (MHz) | Min 26 dB BW (MHz) | Directional Gain (dBi) | Power Limit (dBm) | PSD Limit (dBm/1MHz) |
|---|---|---|---|---|---|
| Low | 5530 | 21.00 | 3.60 | 24.00 | 11.00 |
| High | 5610 | 21.20 | 3.60 | 24.00 | 11.00 |
| 138 | 5690 | 15.60 | 3.60 | 22.93 | 11.00 |

| | | |
|---|---|---|
| **Duty Cycle CF (dB)** | 0.00 | **Included in Calculations Corr'd PSD** |

**Output Power Results**

| Channel | Frequency (MHz) | Antenna 5 Meas Power (dBm) | Total Corr'd Power (dBm) | Power Limit (dBm) | Power Margin (dB) |
|---|---|---|---|---|---|
| Low | 5530 | 11.84 | 11.84 | 24.00 | -12.16 |
| High | 5610 | 11.63 | 11.63 | 24.00 | -12.37 |
| 138 | 5690 | 11.89 | 11.89 | 22.93 | -11.04 |

**PSD Results**

| Channel | Frequency (MHz) | Antenna 5 Meas PSD (dBm/1MHz) | Total Corr'd PSD (dBm/1MHz) | PSD Limit (dBm/1MHz) | PSD Margin (dB) |
|---|---|---|---|---|---|
| Low | 5530 | 8.968 | 8.968 | 11.00 | -2.032 |
| High | 5610 | 8.625 | 8.625 | 11.00 | -2.375 |
| 138 | 5690 | 9.199 | 9.199 | 11.00 | -1.801 |

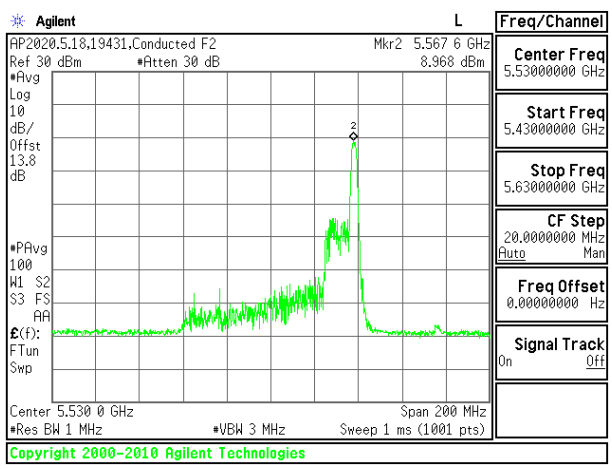


**LOW CHANNEL**



UL VERIFICATION SERVICES INC.
47173 Benicia Street, Fremont, CA 94538; USA TEL:(510) 319-4000 FAX:(510) 661-0888
*This report shall not be reproduced except in full, without the written approval of UL Verification Services Inc.*

**1TX Antenna 5 MODE (FCC) – 996 Tones, RU Index 67**

| | |
|---|---|
| **Test Engineer:** | 44352 |
| **Test Date:** | 9/8/2020 |

**Bandwidth, Antenna Gain, and Limits**

| Channel | Frequency (MHz) | Min 26 dB BW (MHz) | Directional Gain (dBi) | Power Limit (dBm) | PSD Limit (dBm/1MHz) |
|---|---|---|---|---|---|
| Low | 5530 | 82.80 | -3.60 | 24.00 | 11.00 |
| High | 5610 | 83.60 | -3.60 | 24.00 | 11.00 |
| 138 | 5690 | 76.50 | -3.60 | 24.00 | 11.00 |

| | | |
|---|---|---|
| **Duty Cycle CF (dB)** | 0.00 | **Included in Calculations Corr'd PSD** |

**Output Power Results**

| Channel | Frequency (MHz) | Antenna 5 Meas Power (dBm) | Total Corr'd Power (dBm) | Power Limit (dBm) | Power Margin (dB) |
|---|---|---|---|---|---|
| Low | 5530 | 13.76 | 13.76 | 24.00 | -10.24 |
| High | 5610 | 20.39 | 20.39 | 24.00 | -3.61 |
| 138 | 5690 | 20.42 | 20.42 | 24.00 | -3.58 |

**PSD Results**

| Channel | Frequency (MHz) | Antenna 5 Meas PSD (dBm/1MHz) | Total Corr'd PSD (dBm/1MHz) | PSD Limit (dBm/1MHz) | PSD Margin (dB) |
|---|---|---|---|---|---|
| Low | 5530 | -1.091 | -1.091 | 11.00 | -12.091 |
| High | 5610 | 3.905 | 3.905 | 11.00 | -7.095 |
| 138 | 5690 | 4.001 | 4.001 | 11.00 | -6.999 |

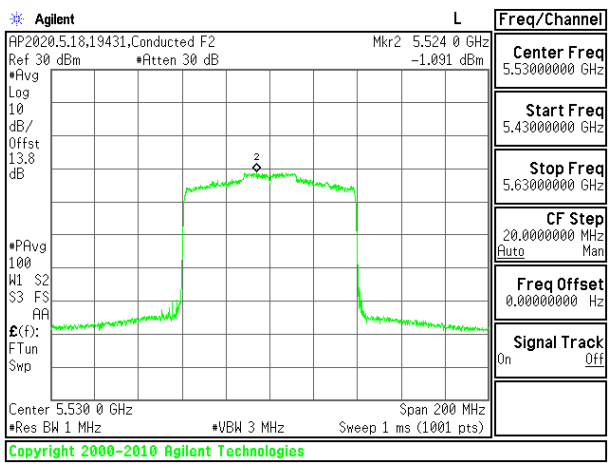


**LOW CHANNEL**



UL VERIFICATION SERVICES INC.
47173 Benicia Street, Fremont, CA 94538; USA TEL:(510) 319-4000 FAX:(510) 661-0888
*This report shall not be reproduced except in full, without the written approval of UL Verification Services Inc.*

**2TX Antenna 6 + Antenna 5 OFDMA MODE (FCC) – 26 Tones, RU Index 0**

| | |
|---|---|
| **Test Engineer:** | 44352 |
| **Test Date:** | 9/8/2020 |

**Bandwidth, Antenna Gain, and Limits**

| Channel | Frequency (MHz) | Min 26 dB BW (MHz) | Directional Gain for Power (dBi) | Directional Gain for PSD (dBi) | Power Limit (dBm) | PSD Limit (dBm/1MHz) |
|---|---|---|---|---|---|---|
| Low | 5530 | 20.20 | -1.64 | 1.22 | 24.00 | 11.00 |
| High | 5610 | 20.00 | -1.64 | 1.22 | 24.00 | 11.00 |
| 138 | 5690 | 20.00 | -1.64 | 1.22 | 24.00 | 11.00 |

| | | |
|---|---|---|
| **Duty Cycle CF (dB)** | 0.00 | **Included in Calculations of Corr'd PSD** |

**Output Power Results**

| Channel | Frequency (MHz) | Antenna 6 Meas Power (dBm) | Antenna 5 Meas Power (dBm) | Total Corr'd Power (dBm) | Power Limit (dBm) | Power Margin (dB) |
|---|---|---|---|---|---|---|
| Low | 5530 | 8.72 | 8.75 | 11.75 | 24.00 | -12.25 |
| High | 5610 | 8.81 | 8.74 | 11.79 | 24.00 | -12.21 |
| 138 | 5690 | 8.89 | 8.67 | 11.79 | 24.00 | -12.21 |

**PSD Results**

| Channel | Frequency (MHz) | Antenna 6 Meas PSD (dBm/1MHz) | Antenna 5 Meas PSD (dBm/1MHz) | Total Corr'd PSD (dBm/1MHz) | PSD Limit (dBm/1MHz) | PSD Margin (dB) |
|---|---|---|---|---|---|---|
| Low | 5530 | 6.087 | 6.365 | 9.239 | 11.00 | -1.761 |
| High | 5610 | 6.031 | 5.957 | 9.004 | 11.00 | -1.996 |
| 138 | 5690 | 6.030 | 6.032 | 9.041 | 11.00 | -1.959 |

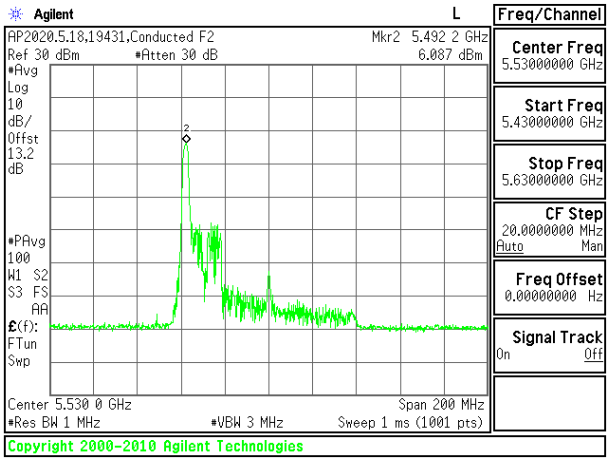


**LOW CHANNEL [ANT 6]**

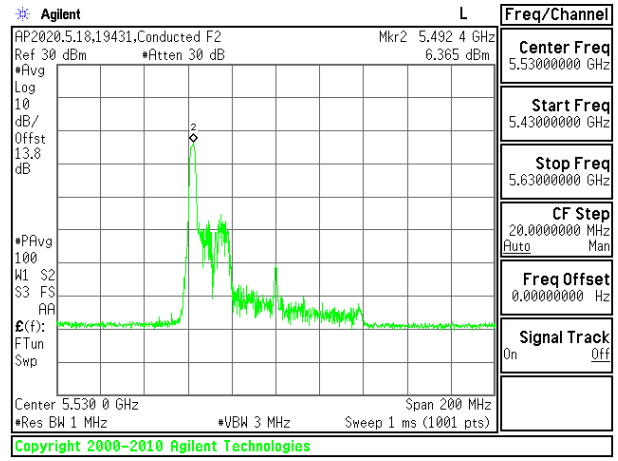


**LOW CHANNEL [ANT 5]**



UL VERIFICATION SERVICES INC.
47173 Benicia Street, Fremont, CA 94538; USA TEL:(510) 319-4000 FAX:(510) 661-0888
*This report shall not be reproduced except in full, without the written approval of UL Verification Services Inc.*