VERTICAL RESULT

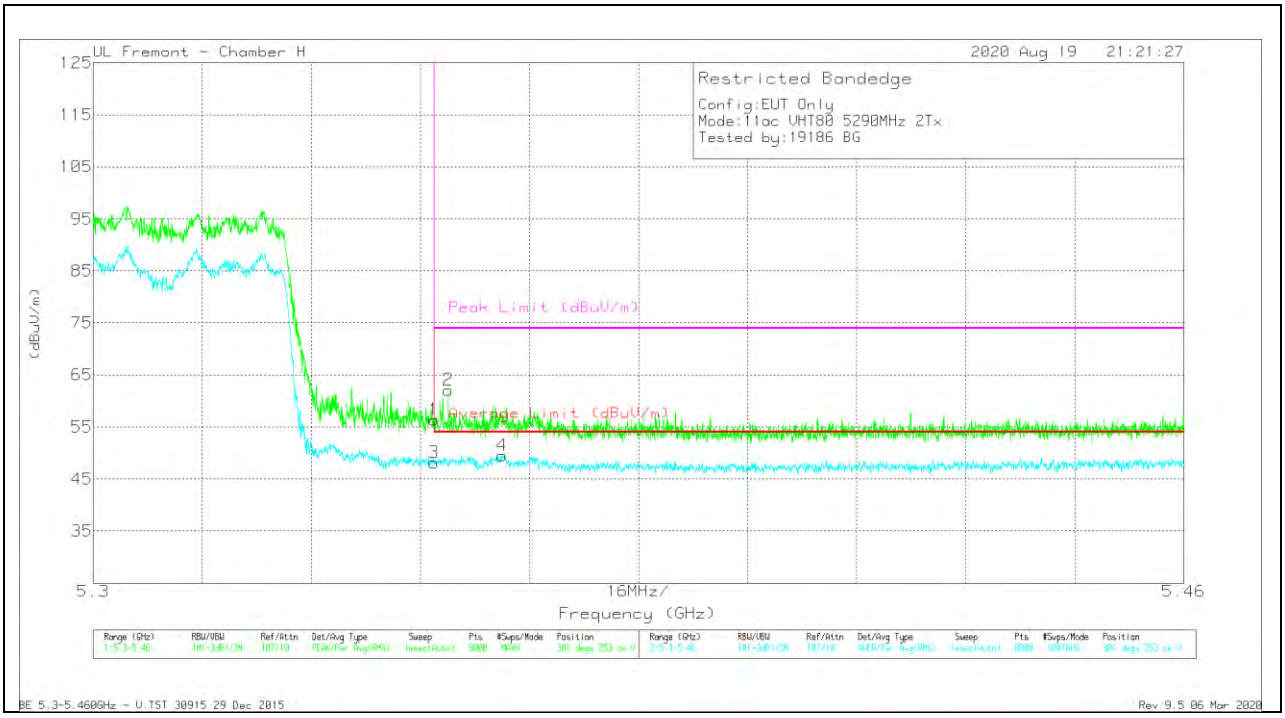

Marker	Frequency (GHz)	Meter Reading (dBuV)	Det	AF T863 (dB/m)	Amp/Cbl/Fltr/Pad (dB)	DC Corr (dB)	Corrected Reading (dBuV/m)	Average Limit (dBuV/m)	Margin (dB)	Peak Limit (dBuV/m)	PK Margin (dB)	Azimuth (Degs)	Height (cm)	Polarity
1	* 5.35001	42.35	Pk	34.9	-20.9	0	56.35	-	-	74	-17.65	301	253	V
2	* 5.35209	48.22	Pk	34.9	-21	0	62.12	-	-	74	-11.88	301	253	V
3	* 5.35001	32.78	RMS	34.9	-20.9	1.31	48.09	54	-5.91	-	-	301	253	V
4	* 5.35997	34.24	RMS	34.9	-20.9	1.31	49.55	54	-4.45	-	-	301	253	V

* - indicates frequency in CFR47 Pt 15 / IC RSS-Restricted Band
Pk - Peak detector
RMS - RMS detection

UL VERIFICATION SERVICES INC.
47173 Benicia Street, Fremont, CA 94538; USA TEL:(510) 319-4000 FAX:(510) 661-0888
This report shall not be reproduced except in full, without the written approval of UL Verification Services Inc.

1.1.10. TX ABOVE 1 GHz 802.11ax HE20 MODE IN THE 5.3 GHz BAND

1TX ANT 5 – SU, RU Index 61

BANDEDGE (HIGH CHANNEL)

HORIZONTAL RESULT

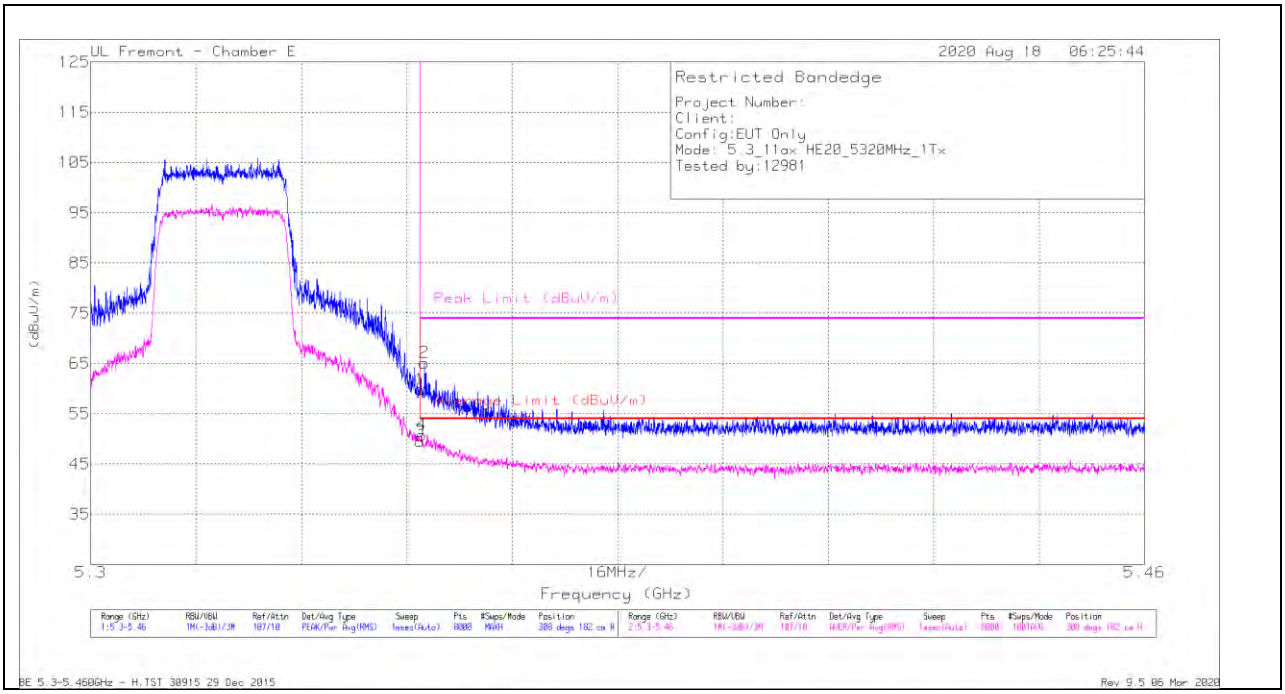

Marker	Frequency (GHz)	Meter Reading (dBuV)	Det	AF T712 (dB/m)	Amp/Cbl/Fltr/Pad (dB)	Corrected Reading (dBuV/m)	Average Limit (dBuV/m)	Margin (dB)	Peak Limit (dBuV/m)	PK Margin (dB)	Azimuth (Degs)	Height (cm)	Polarity
1	* 5.35001	47.2	Pk	34.5	-21.8	59.9	-	-	74	-14.1	308	182	H
2	* 5.35067	52.45	Pk	34.5	-21.8	65.15	-	-	74	-8.85	308	182	H
3	* 5.35001	36.87	RMS	34.5	-21.8	49.57	54	-4.43	-	-	308	182	H
4	* 5.35027	38.1	RMS	34.5	-21.8	50.8	54	-3.2	-	-	308	182	H

* - indicates frequency in CFR47 Pt 15 / IC RSS-Restricted Band
Pk - Peak detector
RMS - RMS detection

UL VERIFICATION SERVICES INC.
47173 Benicia Street, Fremont, CA 94538; USA TEL:(510) 319-4000 FAX:(510) 661-0888
This report shall not be reproduced except in full, without the written approval of UL Verification Services Inc.

VERTICAL RESULT

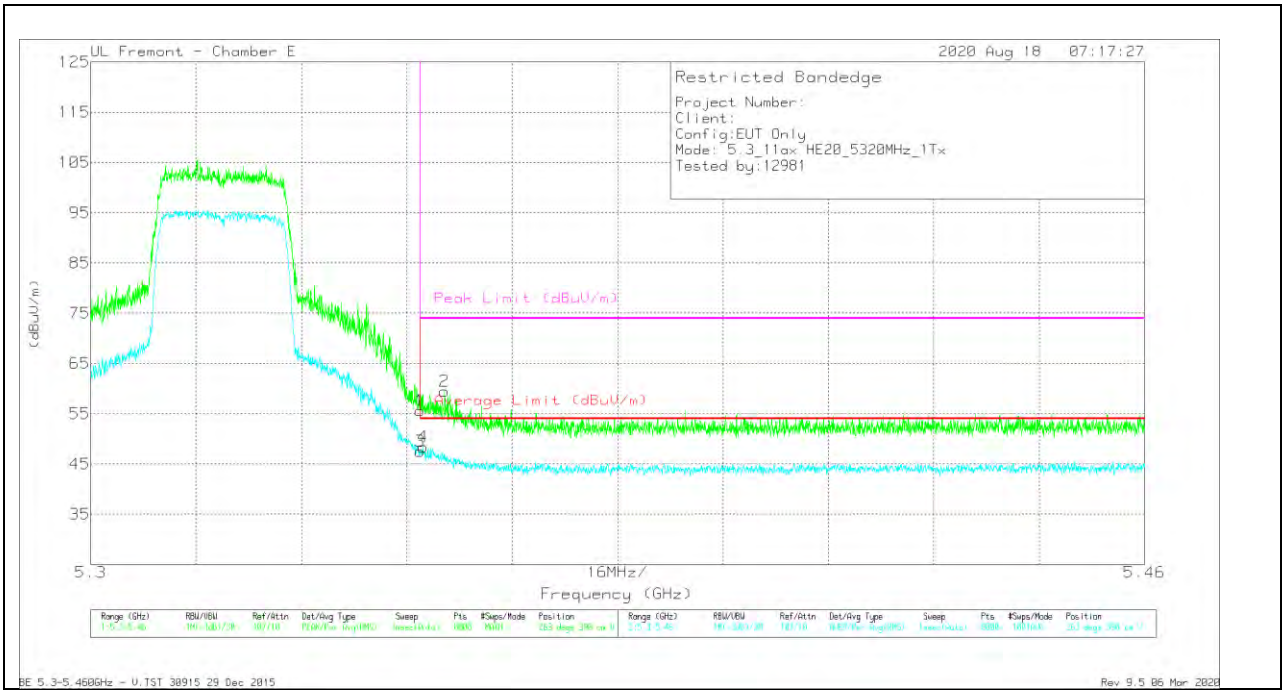

Marker	Frequency (GHz)	Meter Reading (dBuV)	Det	AF T712 (dB/m)	Amp/Cbl/Fltr/Pad (dB)	Corrected Reading (dBuV/m)	Average Limit (dBuV/m)	Margin (dB)	Peak Limit (dBuV/m)	PK Margin (dB)	Azimuth (Degs)	Height (cm)	Polarity
1	* 5.35001	42.87	Pk	34.5	-21.8	55.57	-	-	74	-18.43	263	390	V
2	* 5.35373	46.71	Pk	34.5	-21.7	59.51	-	-	74	-14.49	263	390	V
3	* 5.35001	34.78	RMS	34.5	-21.8	47.48	54	-6.52	-	-	263	390	V
4	* 5.35045	35.7	RMS	34.5	-21.8	48.4	54	-5.6	-	-	263	390	V

* - indicates frequency in CFR47 Pt 15 / IC RSS-Restricted Band
Pk - Peak detector
RMS - RMS detection

UL VERIFICATION SERVICES INC.
47173 Benicia Street, Fremont, CA 94538; USA TEL:(510) 319-4000 FAX:(510) 661-0888
This report shall not be reproduced except in full, without the written approval of UL Verification Services Inc.

1TX ANT 5 – 26 Tones, RU Index 8

BANDEDGE (HIGH CHANNEL)

HORIZONTAL RESULT

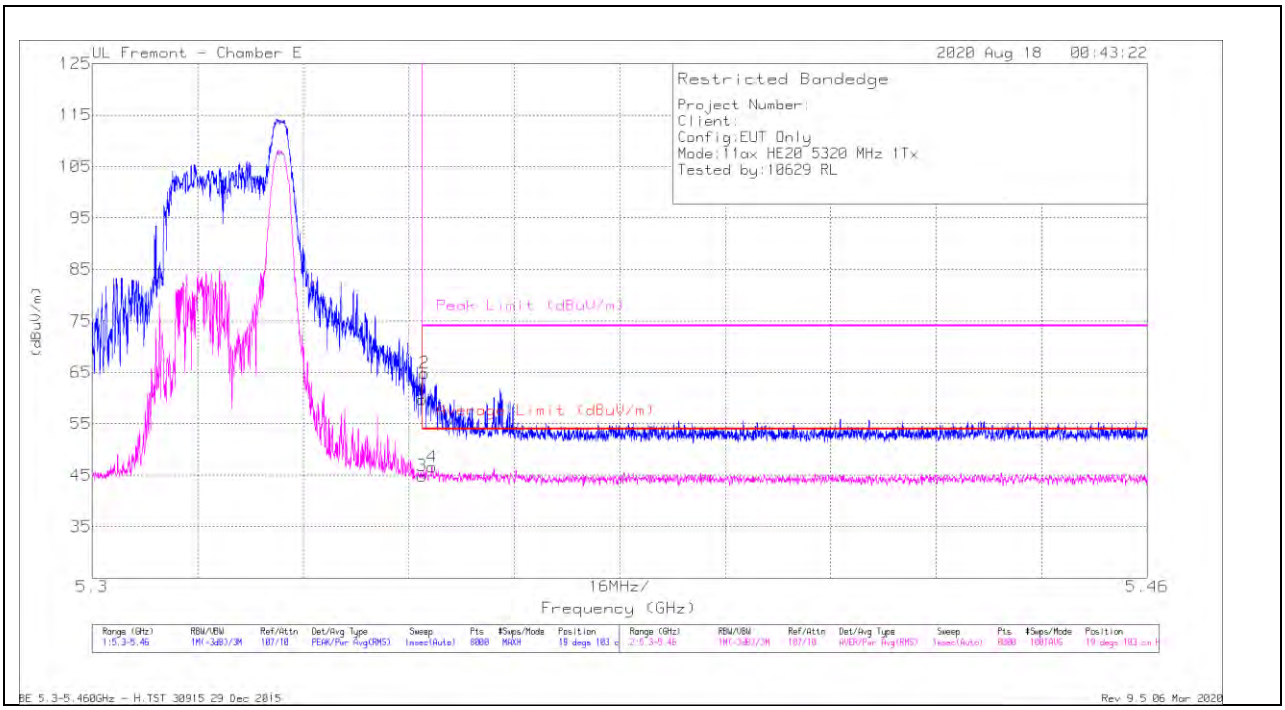

Marker	Frequency (GHz)	Meter Reading (dBuV)	Det	AF T712 (dB/m)	Amp/Cbl/Fltr/Pad (dB)	Corrected Reading (dBuV/m)	Average Limit (dBuV/m)	Margin (dB)	Peak Limit (dBuV/m)	PK Margin (dB)	Azimuth (Degs)	Height (cm)	Polarity
1	* 5.35001	46.97	Pk	34.5	-21.8	59.67	-	-	74	-14.33	19	103	H
2	* 5.35039	52.14	Pk	34.5	-21.8	64.84	-	-	74	-9.16	19	103	H
3	* 5.35001	32.14	RMS	34.5	-21.8	44.84	54	-9.16	-	-	19	103	H
4	* 5.35153	33.82	RMS	34.5	-21.7	46.62	54	-7.38	-	-	19	103	H

* - indicates frequency in CFR47 Pt 15 / IC RSS-Restricted Band
Pk - Peak detector
RMS - RMS detection

UL VERIFICATION SERVICES INC.
47173 Benicia Street, Fremont, CA 94538; USA TEL:(510) 319-4000 FAX:(510) 661-0888
This report shall not be reproduced except in full, without the written approval of UL Verification Services Inc.

VERTICAL RESULT

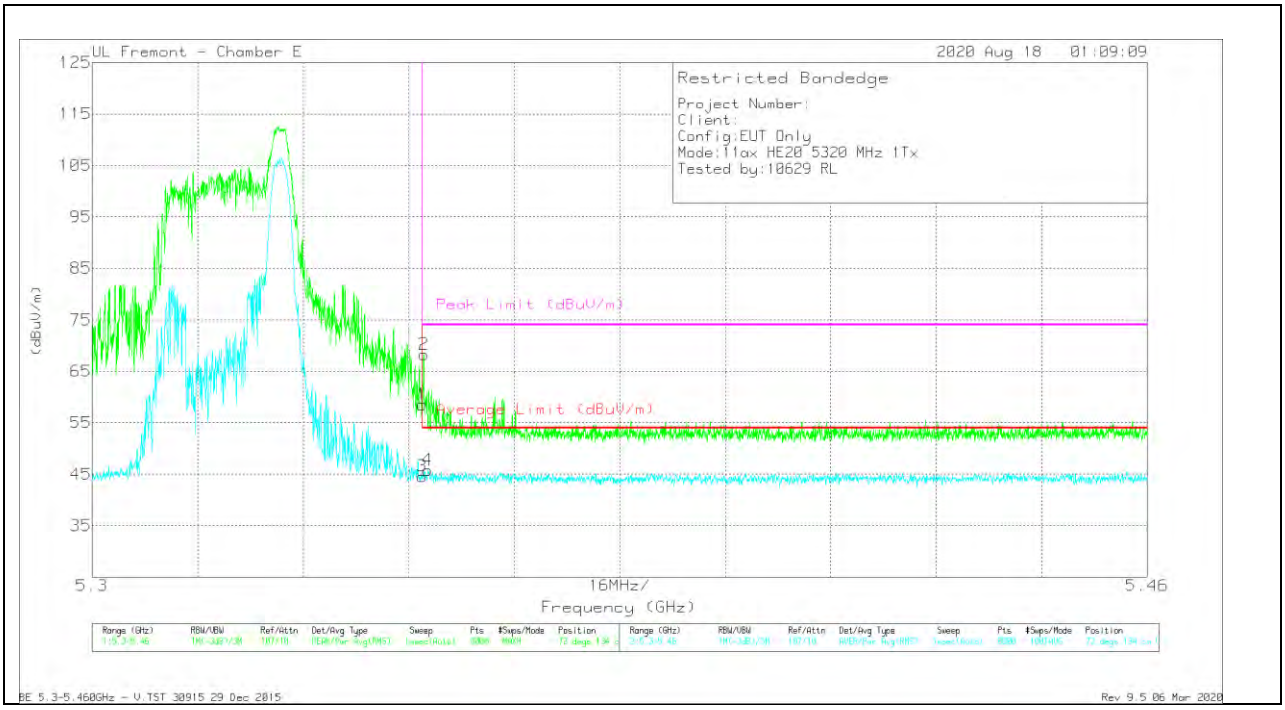

Marker	Frequency (GHz)	Meter Reading (dBuV)	Det	AF T712 (dB/m)	Amp/Cbl/Fltr/Pad (dB)	Corrected Reading (dBuV/m)	Average Limit (dBuV/m)	Margin (dB)	Peak Limit (dBuV/m)	PK Margin (dB)	Azimuth (Degs)	Height (cm)	Polarity
1	* 5.35001	45.85	Pk	34.5	-21.8	58.55	-	-	74	-15.45	72	134	V
3	* 5.35001	31.89	RMS	34.5	-21.8	44.59	54	-9.41	-	-	72	134	V
2	* 5.35027	55.6	Pk	34.5	-21.8	68.3	-	-	74	-5.7	72	134	V
4	* 5.35089	33.1	RMS	34.5	-21.8	45.8	54	-8.2	-	-	72	134	V

* - indicates frequency in CFR47 Pt 15 / IC RSS-Restricted Band
Pk - Peak detector
RMS - RMS detection

UL VERIFICATION SERVICES INC.
47173 Benicia Street, Fremont, CA 94538; USA TEL:(510) 319-4000 FAX:(510) 661-0888
This report shall not be reproduced except in full, without the written approval of UL Verification Services Inc.

1TX ANT 6 – SU, RU Index 61

BANDEDGE (HIGH CHANNEL)

HORIZONTAL RESULT

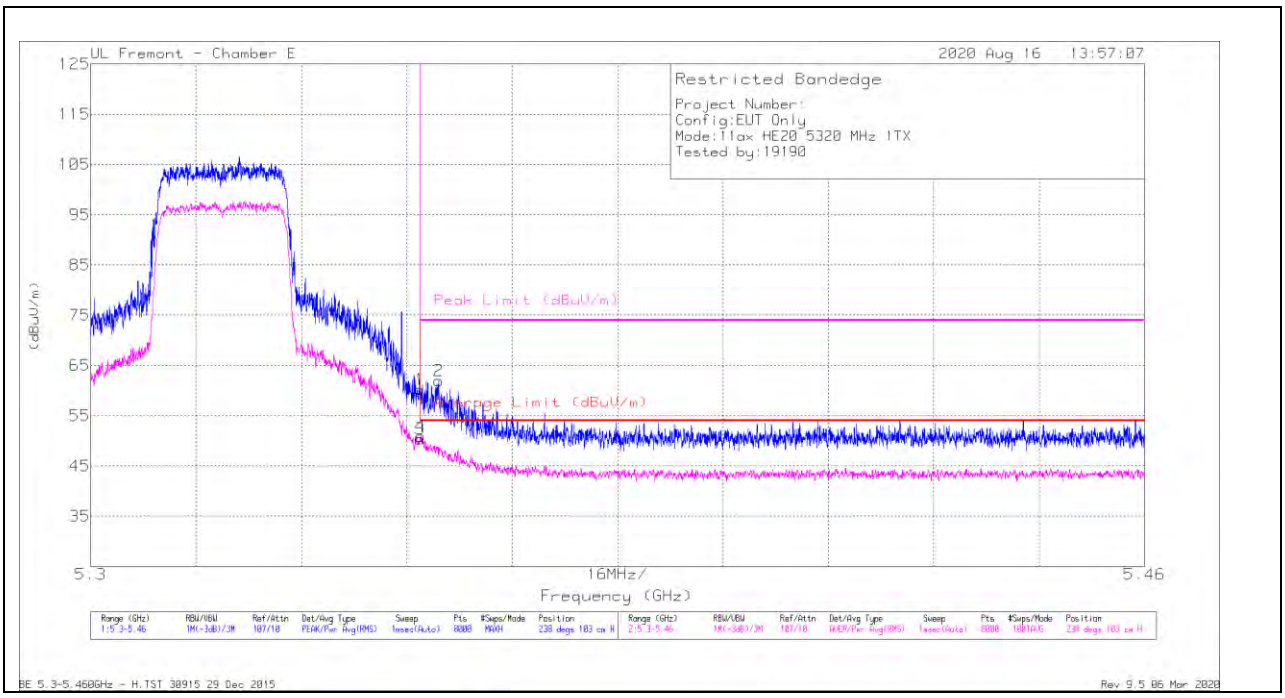

Marker	Frequency (GHz)	Meter Reading (dBuV)	Det	AF T712 (dB/m)	Amp/Cbl/Fltr/Pad (dB)	Corrected Reading (dBuV/m)	Average Limit (dBuV/m)	Margin (dB)	Peak Limit (dBuV/m)	PK Margin (dB)	Azimuth (Degs)	Height (cm)	Polarity
1	* 5.35001	47.51	Pk	34.5	-21.8	60.21	-	-	74	-13.79	238	103	H
2	* 5.35283	49.13	Pk	34.5	-21.7	61.93	-	-	74	-12.07	238	103	H
3	* 5.35001	37.69	RMS	34.5	-21.8	50.39	54	-3.61	-	-	238	103	H
4	* 5.35005	38.13	RMS	34.5	-21.8	50.83	54	-3.17	-	-	238	103	H

* - indicates frequency in CFR47 Pt 15 / IC RSS-Restricted Band
Pk - Peak detector
RMS - RMS detection

UL VERIFICATION SERVICES INC.
47173 Benicia Street, Fremont, CA 94538; USA TEL:(510) 319-4000 FAX:(510) 661-0888
This report shall not be reproduced except in full, without the written approval of UL Verification Services Inc.

VERTICAL RESULT

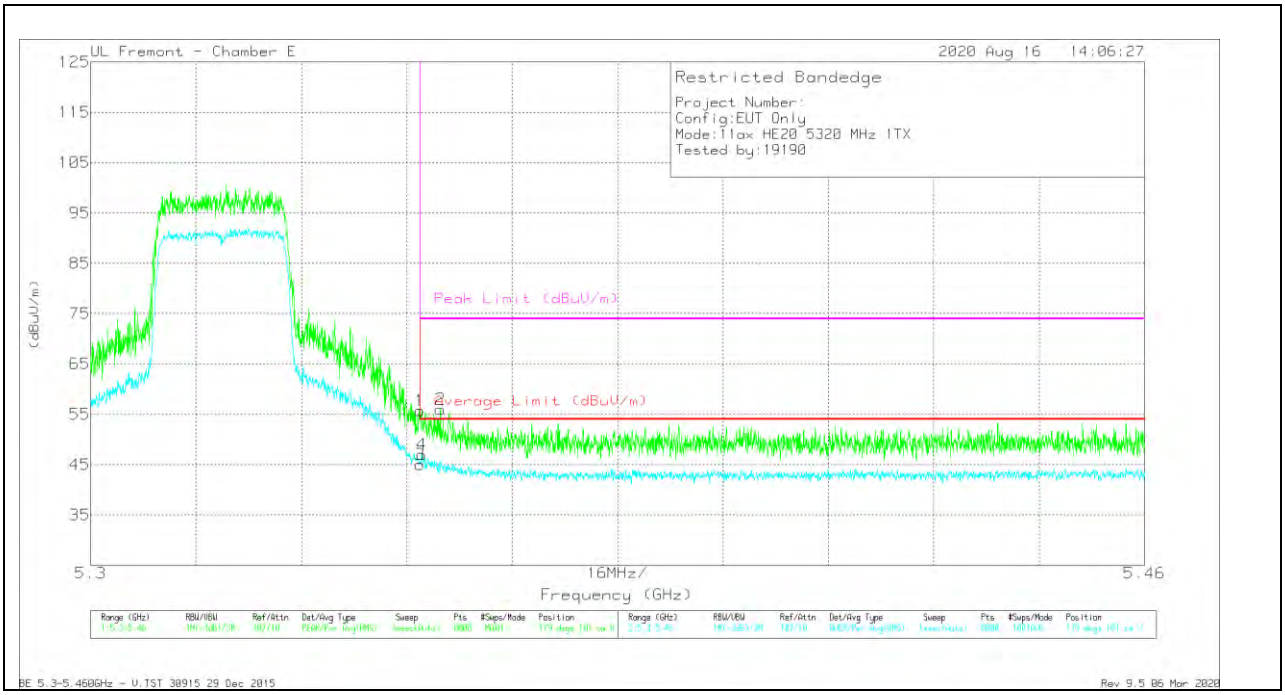

Marker	Frequency (GHz)	Meter Reading (dBuV)	Det	AF T712 (dB/m)	Amp/Cbl/Fltr/Pad (dB)	Corrected Reading (dBuV/m)	Average Limit (dBuV/m)	Margin (dB)	Peak Limit (dBuV/m)	PK Margin (dB)	Azimuth (Degs)	Height (cm)	Polarity
1	* 5.35001	43.03	Pk	34.5	-21.8	55.73	-	-	74	-18.27	179	101	V
3	* 5.35001	32.35	RMS	34.5	-21.8	45.05	54	-8.95	-	-	179	101	V
4	* 5.35025	34.3	RMS	34.5	-21.8	47	54	-7	-	-	179	101	V
2	* 5.35309	43.22	Pk	34.5	-21.7	56.02	-	-	74	-17.98	179	101	V

* - indicates frequency in CFR47 Pt 15 / IC RSS-Restricted Band
Pk - Peak detector
RMS - RMS detection

UL VERIFICATION SERVICES INC.
47173 Benicia Street, Fremont, CA 94538; USA TEL:(510) 319-4000 FAX:(510) 661-0888
This report shall not be reproduced except in full, without the written approval of UL Verification Services Inc.

1TX ANT 6 – 26 Tones, RU Index 8

BANDEDGE (HIGH CHANNEL)

HORIZONTAL RESULT

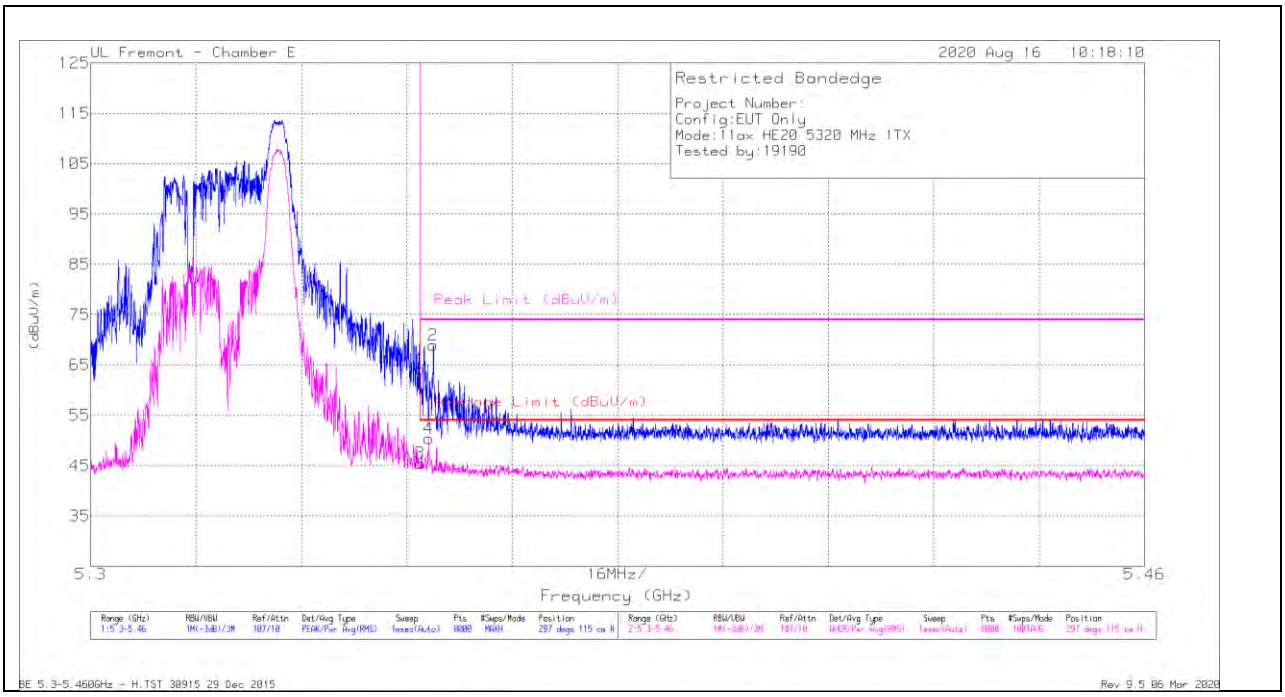

Marker	Frequency (GHz)	Meter Reading (dBuV)	Det	AF T712 (dB/m)	Amp/Cbl/Fltr/Pad (dB)	Corrected Reading (dBuV/m)	Average Limit (dBuV/m)	Margin (dB)	Peak Limit (dBuV/m)	PK Margin (dB)	Azimuth (Degs)	Height (cm)	Polarity
1	* 5.35001	51.48	Pk	34.5	-21.8	64.18	-	-	74	-9.82	297	115	H
3	* 5.35001	32.78	RMS	34.5	-21.8	45.48	54	-8.52	-	-	297	115	H
4	* 5.35131	37.67	RMS	34.5	-21.8	50.37	54	-3.63	-	-	297	115	H
2	* 5.35203	56.13	Pk	34.5	-21.7	68.93	-	-	74	-5.07	297	115	H

* - indicates frequency in CFR47 Pt 15 / IC RSS-Restricted Band
Pk - Peak detector
RMS - RMS detection

UL VERIFICATION SERVICES INC.
47173 Benicia Street, Fremont, CA 94538; USA TEL:(510) 319-4000 FAX:(510) 661-0888
This report shall not be reproduced except in full, without the written approval of UL Verification Services Inc.

VERTICAL RESULT

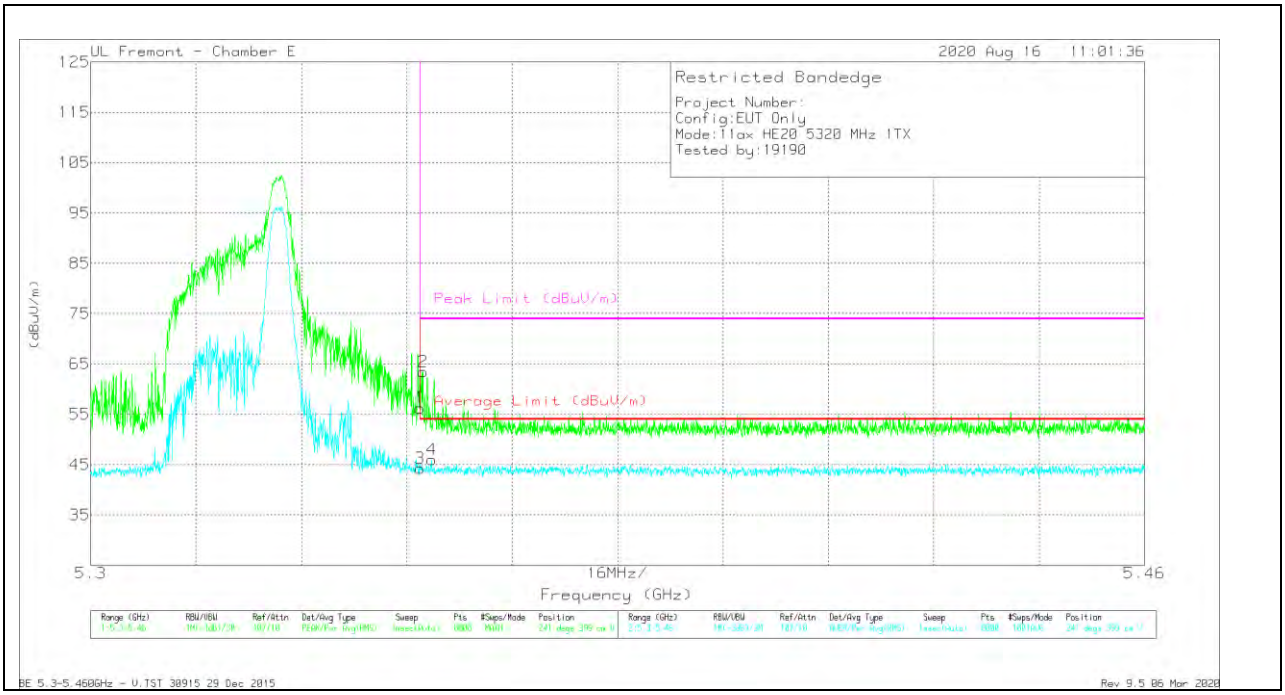

Marker	Frequency (GHz)	Meter Reading (dBuV)	Det	AF T712 (dB/m)	Amp/Cbl/Fltr/Pad (dB)	Corrected Reading (dBuV/m)	Average Limit (dBuV/m)	Margin (dB)	Peak Limit (dBuV/m)	PK Margin (dB)	Azimuth (Degs)	Height (cm)	Polarity
1	* 5.35001	43.6	Pk	34.5	-21.8	56.3	-	-	74	-17.7	241	399	V
2	* 5.35043	50.74	Pk	34.5	-21.8	63.44	-	-	74	-10.56	241	399	V
3	* 5.35001	31.55	RMS	34.5	-21.8	44.25	54	-9.75	-	-	241	399	V
4	* 5.35177	33.18	RMS	34.5	-21.7	45.98	54	-8.02	-	-	241	399	V

* - indicates frequency in CFR47 Pt 15 / IC RSS-Restricted Band
Pk - Peak detector
RMS - RMS detection

UL VERIFICATION SERVICES INC.
47173 Benicia Street, Fremont, CA 94538; USA TEL:(510) 319-4000 FAX:(510) 661-0888
This report shall not be reproduced except in full, without the written approval of UL Verification Services Inc.

2TX ANT 5 + ANT 6 OFDMA MODE – SU, RU Index 61

BANDEDGE (HIGH CHANNEL)

HORIZONTAL RESULT

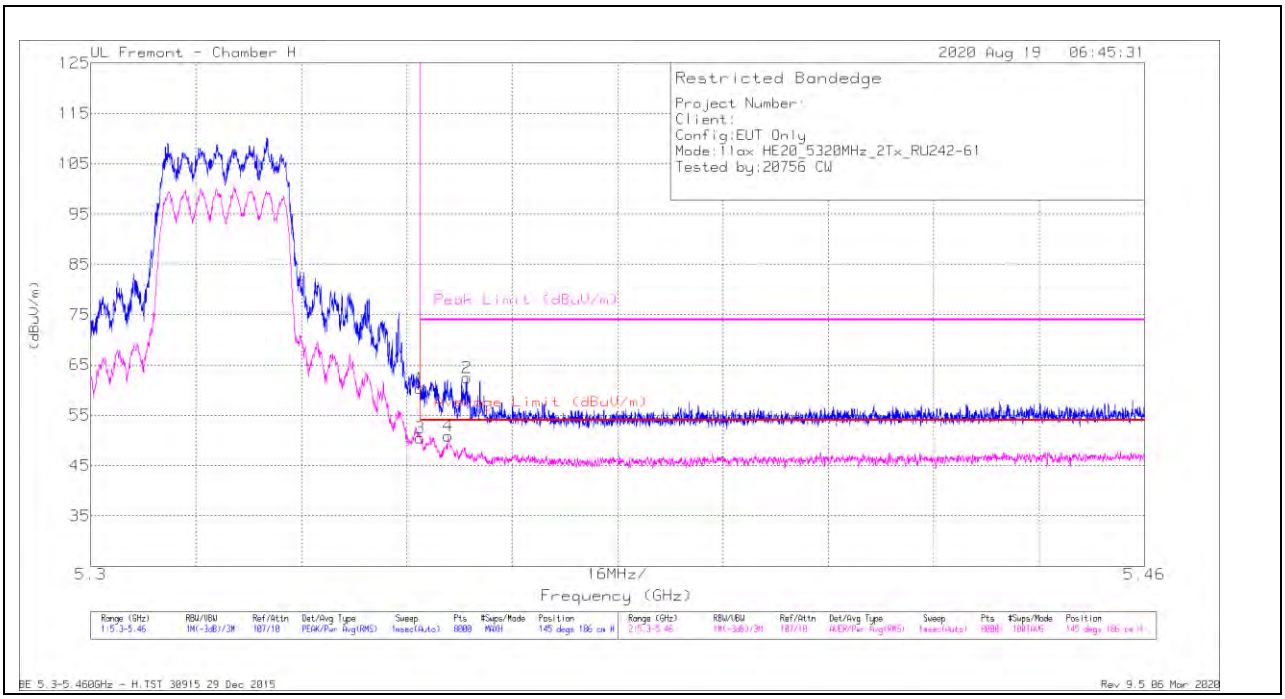

Marker	Frequency (GHz)	Meter Reading (dBuV)	Det	AF T863 (dB/m)	Amp/Cbl/Fltr/Pad (dB)	Corrected Reading (dBuV/m)	Average Limit (dBuV/m)	Margin (dB)	Peak Limit (dBuV/m)	PK Margin (dB)	Azimuth (Degs)	Height (cm)	Polarity
1	* 5.35001	46.4	Pk	34.9	-20.9	60.4	-	-	74	-13.6	145	186	H
2	* 5.35711	48.48	Pk	34.9	-20.9	62.48	-	-	74	-11.52	145	186	H
3	* 5.35001	36.53	RMS	34.9	-20.9	50.53	54	-3.47	-	-	145	186	H
4	* 5.35429	37	RMS	34.9	-21	50.9	54	-3.1	-	-	145	186	H

* - indicates frequency in CFR47 Pt 15 / IC RSS-Restricted Band
Pk - Peak detector
RMS - RMS detection

UL VERIFICATION SERVICES INC.
47173 Benicia Street, Fremont, CA 94538; USA TEL:(510) 319-4000 FAX:(510) 661-0888
This report shall not be reproduced except in full, without the written approval of UL Verification Services Inc.

VERTICAL RESULT

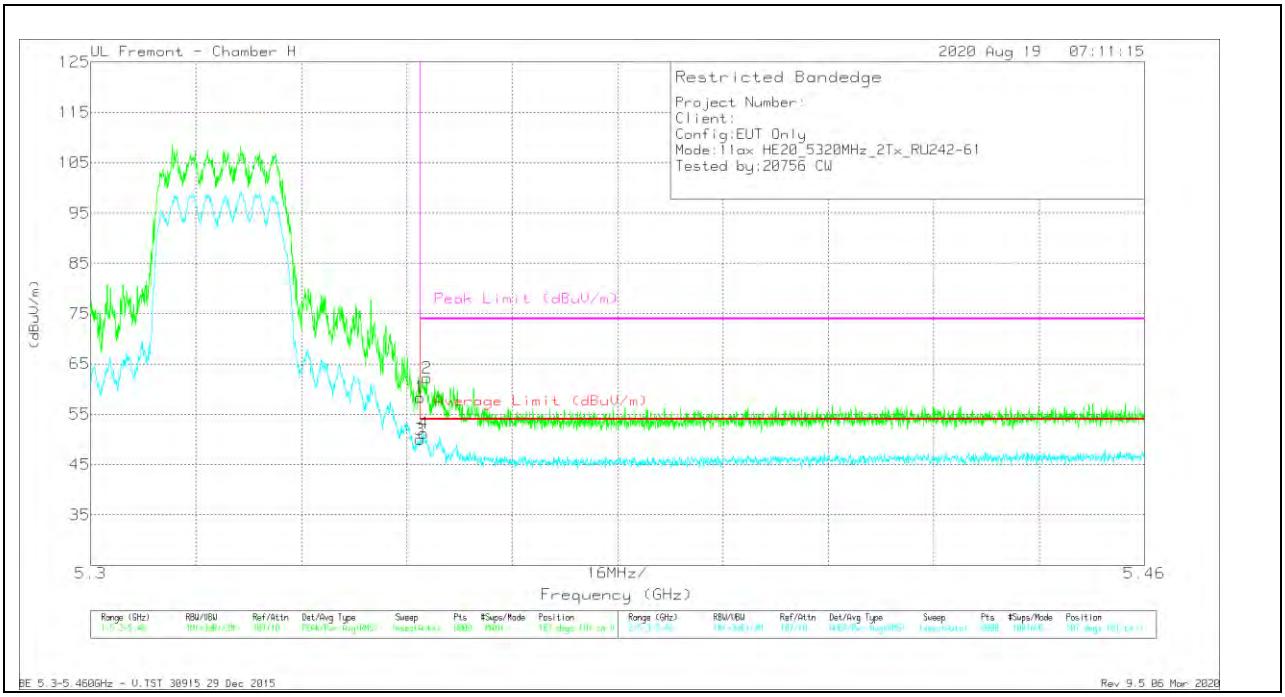

Marker	Frequency (GHz)	Meter Reading (dBuV)	Det	AF T863 (dB/m)	Amp/Cbl/Fltr/Pad (dB)	Corrected Reading (dBuV/m)	Average Limit (dBuV/m)	Margin (dB)	Peak Limit (dBuV/m)	PK Margin (dB)	Azimuth (Degs)	Height (cm)	Polarity
1	* 5.35001	44.36	Pk	34.9	-20.9	58.36	-	-	74	-15.64	107	101	V
2	* 5.35103	48.18	Pk	34.9	-20.9	62.18	-	-	74	-11.82	107	101	V
3	* 5.35001	36.02	RMS	34.9	-20.9	50.02	54	-3.98	-	-	107	101	V
4	* 5.35055	37.28	RMS	34.9	-20.9	51.28	54	-2.72	-	-	107	101	V

* - indicates frequency in CFR47 Pt 15 / IC RSS-Restricted Band
Pk - Peak detector
RMS - RMS detection

UL VERIFICATION SERVICES INC.
47173 Benicia Street, Fremont, CA 94538; USA TEL:(510) 319-4000 FAX:(510) 661-0888
This report shall not be reproduced except in full, without the written approval of UL Verification Services Inc.

HARMONICS AND SPURIOUS EMISSIONS

LOW CHANNEL RESULTS

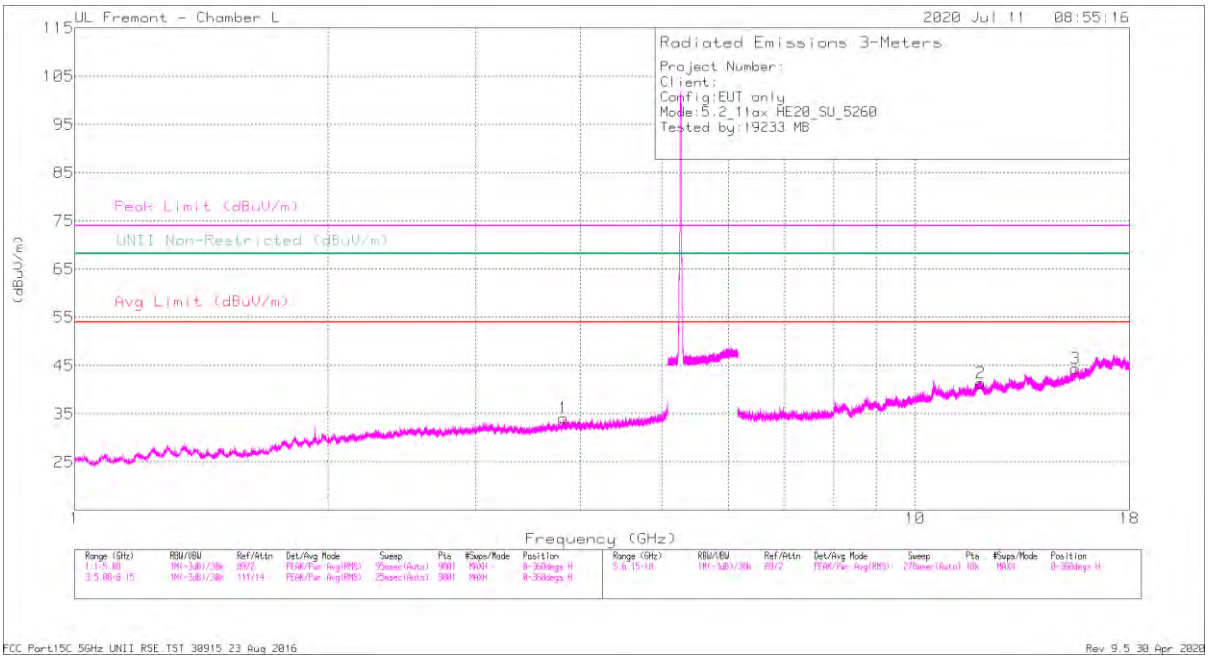

HORIZONTAL

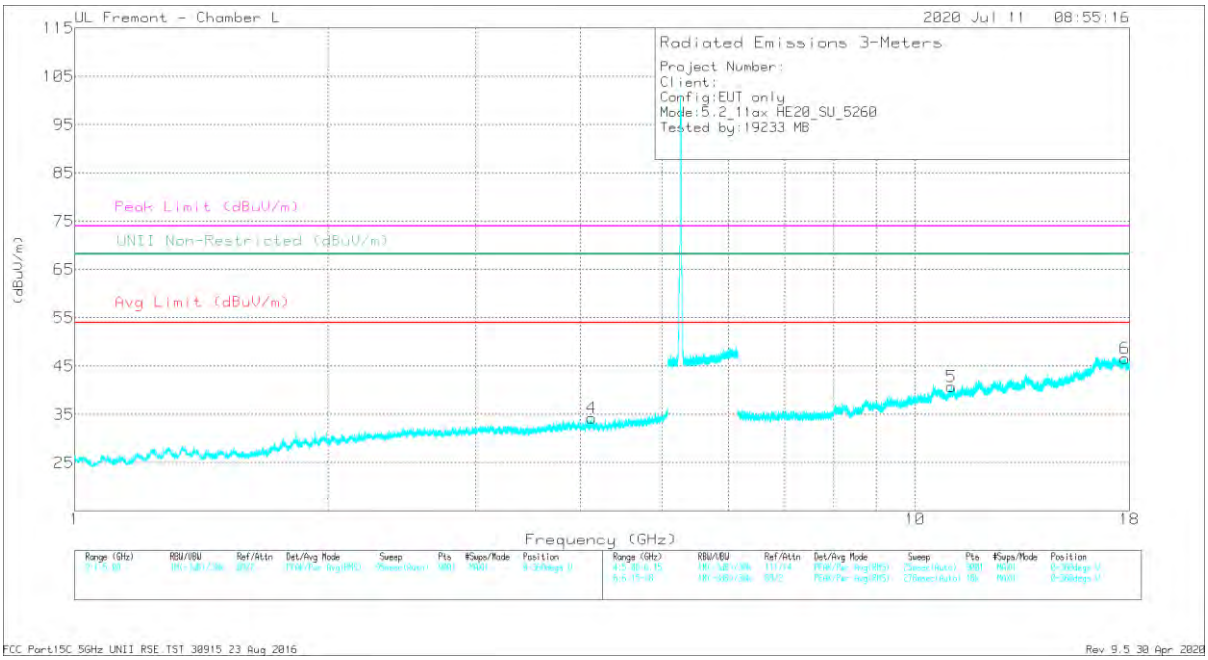

VERTICAL

UL VERIFICATION SERVICES INC.
47173 Benicia Street, Fremont, CA 94538; USA TEL:(510) 319-4000 FAX:(510) 661-0888
This report shall not be reproduced except in full, without the written approval of UL Verification Services Inc.

RADIATED EMISSIONS

Frequency (GHz)	Meter Reading (dBuV)	Det	AF 344 (dB/m)	Amp/Cbl/Fltr/Pad (dB)	Corrected Reading (dBuV/m)	Avg Limit (dBuV/m)	Margin (dB)	Peak Limit (dBuV/m)	PK Margin (dB)	UNII Non-Restricted (dBuV/m)	PK Margin (dB)	Azimuth (Degs)	Height (cm)	Polarity
* 3.8191	37.61	PK-U	33.5	-28.9	42.21	-	-	74	-31.79	-	-	326	296	H
* 3.82037	27.39	ADR	33.5	-28.9	31.99	54	-22.01	-	-	-	-	326	296	H
* 4.12761	35.72	PK-U	33.6	-27.5	41.82	-	-	74	-32.18	-	-	152	294	V
* 4.12723	25.08	ADR	33.6	-27.5	31.18	54	-22.82	-	-	-	-	152	294	V
* 11.97705	30.19	PK-U	38.7	-19.5	49.39	-	-	74	-24.61	-	-	10	175	H
* 11.97812	19.76	ADR	38.7	-19.6	38.86	54	-15.14	-	-	-	-	10	175	H
* 15.53959	29.29	PK-U	41	-18.5	51.79	-	-	74	-22.21	-	-	120	377	H
* 15.53871	18.75	ADR	41	-18.5	41.25	54	-12.75	-	-	-	-	120	377	H
* 11.05166	29.72	PK-U	38	-19.5	48.22	-	-	74	-25.78	-	-	325	376	V
* 11.05284	20.18	ADR	38	-19.5	38.68	54	-15.32	-	-	-	-	325	376	V
* 17.78931	29.1	PK-U	41.5	-16.5	54.1	-	-	74	-19.9	-	-	110	205	V
* 17.79201	18.8	ADR	41.4	-16.5	43.7	54	-10.3	-	-	-	-	110	205	V

* - indicates frequency in CFR47 Pt 15 / IC RSS-Restricted Band
PK-U - U-NII: Maximum Peak
ADR - U-NII AD primary method, RMS average

UL VERIFICATION SERVICES INC.
47173 Benicia Street, Fremont, CA 94538; USA TEL:(510) 319-4000 FAX:(510) 661-0888
This report shall not be reproduced except in full, without the written approval of UL Verification Services Inc.

MID CHANNEL RESULTS

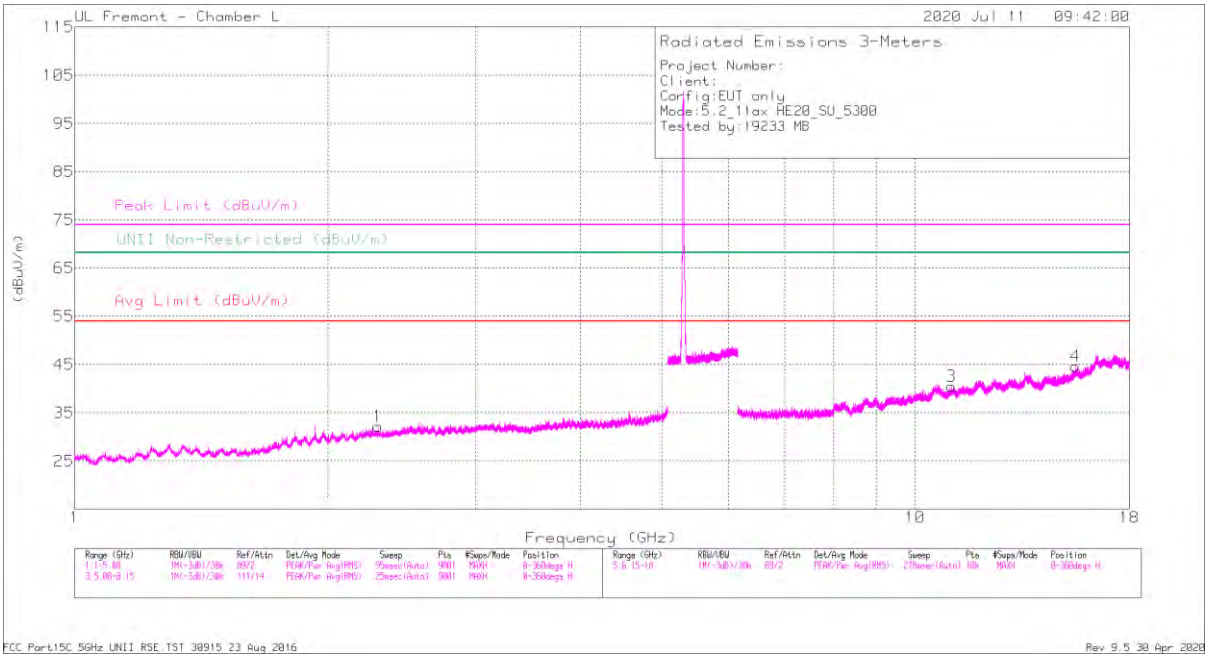

HORIZONTAL

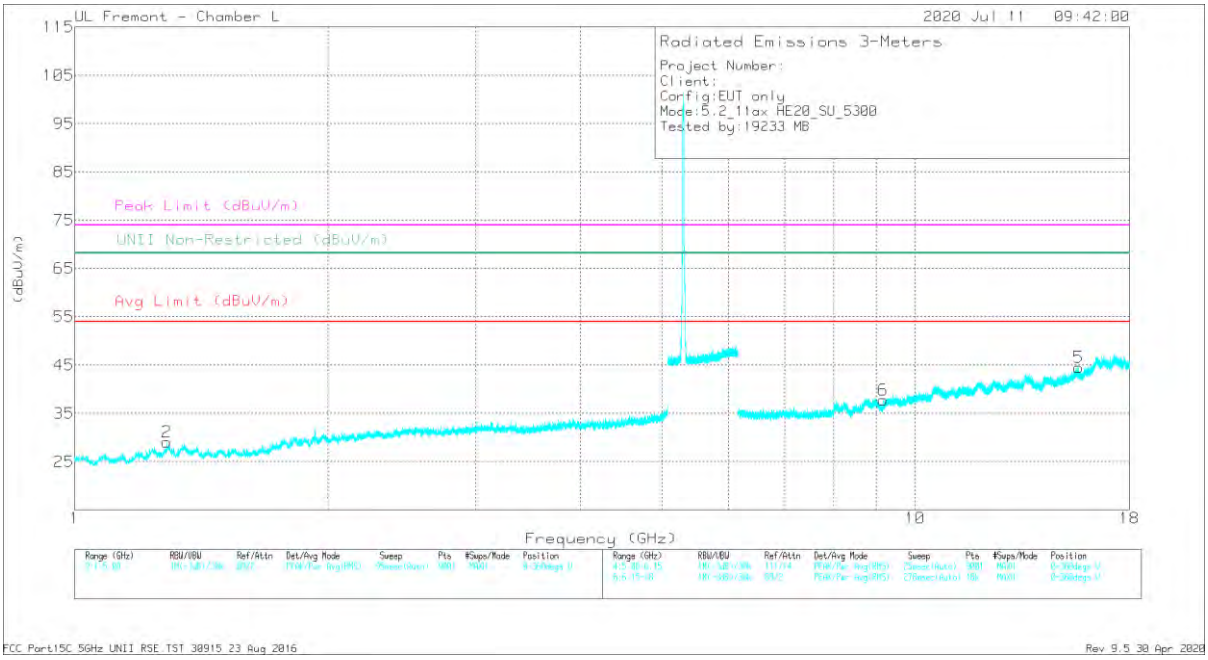

VERTICAL

UL VERIFICATION SERVICES INC.
47173 Benicia Street, Fremont, CA 94538; USA TEL:(510) 319-4000 FAX:(510) 661-0888
This report shall not be reproduced except in full, without the written approval of UL Verification Services Inc.

RADIATED EMISSIONS

Frequency (GHz)	Meter Reading (dBuV)	Det	AF 344 (dB/m)	Amp/Cbl/Fltr/Pad (dB)	Corrected Reading (dBuV/m)	Avg Limit (dBuV/m)	Margin (dB)	Peak Limit (dBuV/m)	PK Margin (dB)	UNII Non-Restricted (dBuV/m)	PK Margin (dB)	Azimuth (Degs)	Height (cm)	Polarity
* 2.29343	39.12	PK-U	31.8	-31	39.92	-	-	74	-34.08	-	-	198	292	H
* 2.29717	28.78	ADR	31.8	-30.9	29.68	54	-24.32	-	-	-	-	198	292	H
* 1.28831	40.71	PK-U	28.8	-33.1	36.41	-	-	74	-37.59	-	-	341	237	V
* 1.28714	30.54	ADR	28.8	-33.1	26.24	54	-27.76	-	-	-	-	341	237	V
* 11.04841	29.78	PK-U	38	-19.5	48.28	-	-	74	-25.72	-	-	17	385	H
* 11.04698	19.51	ADR	38	-19.6	37.91	54	-16.09	-	-	-	-	17	385	H
* 15.51583	30.57	PK-U	40.9	-18.6	52.87	-	-	74	-21.13	-	-	60	232	H
* 15.51625	19.59	ADR	40.9	-18.6	41.89	54	-12.11	-	-	-	-	60	232	H
* 15.66135	29.28	PK-U	40.8	-19.4	50.68	-	-	74	-23.32	-	-	13	178	V
* 15.66373	19.6	ADR	40.8	-19.4	41	54	-13	-	-	-	-	13	178	V
* 9.16439	31.54	PK-U	36.3	-21.5	46.34	-	-	74	-27.66	-	-	209	390	V
* 9.16697	20.66	ADR	36.3	-21.5	35.46	54	-18.54	-	-	-	-	209	390	V

* - indicates frequency in CFR47 Pt 15 / IC RSS-Restricted Band
PK-U - U-NII: Maximum Peak
ADR - U-NII AD primary method, RMS average

UL VERIFICATION SERVICES INC.
47173 Benicia Street, Fremont, CA 94538; USA TEL:(510) 319-4000 FAX:(510) 661-0888
This report shall not be reproduced except in full, without the written approval of UL Verification Services Inc.

HIGH CHANNEL RESULTS

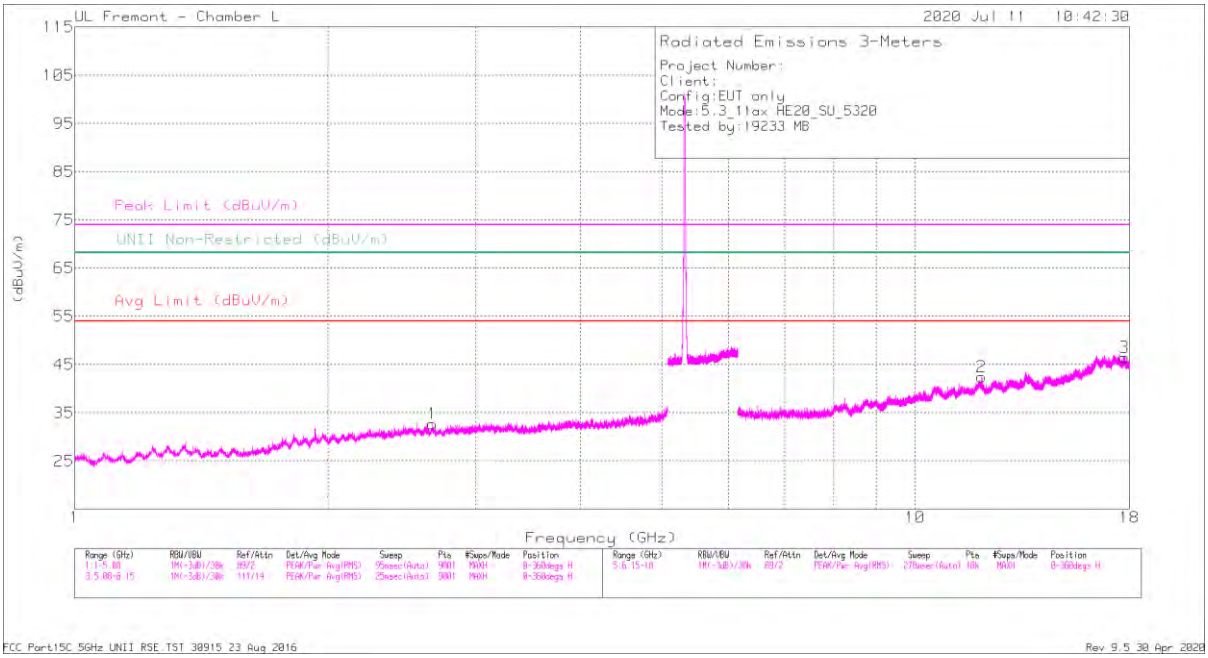

HORIZONTAL

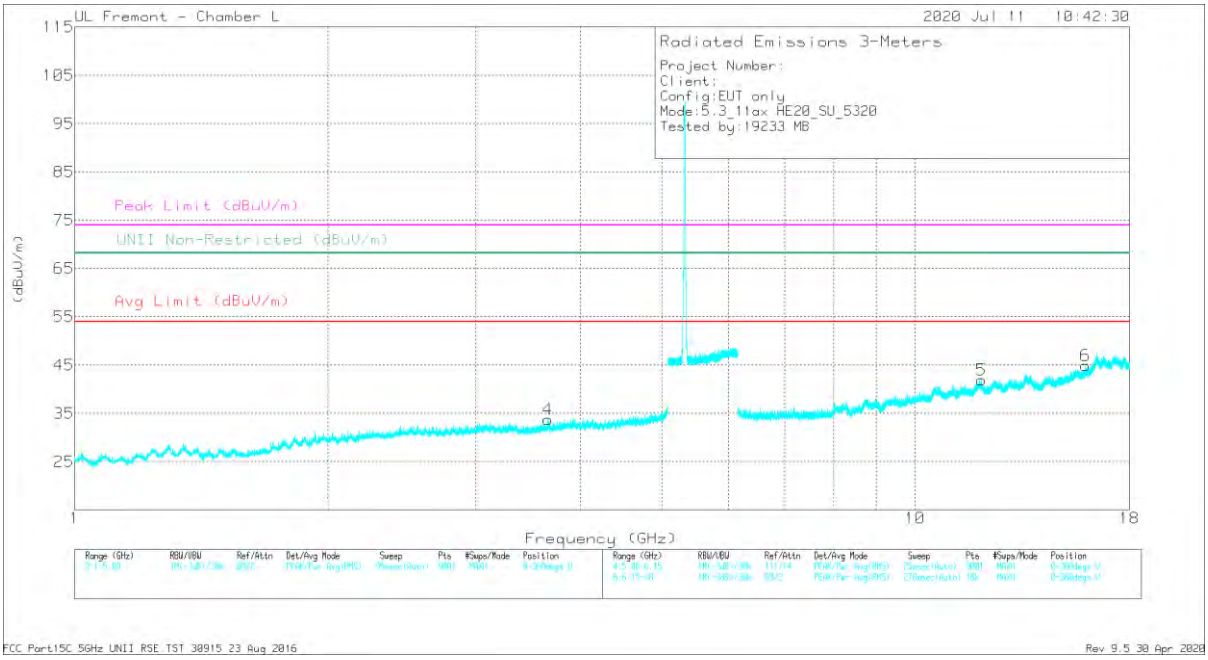

VERTICAL

UL VERIFICATION SERVICES INC.
47173 Benicia Street, Fremont, CA 94538; USA TEL:(510) 319-4000 FAX:(510) 661-0888
This report shall not be reproduced except in full, without the written approval of UL Verification Services Inc.

RADIATED EMISSIONS

Frequency (GHz)	Meter Reading (dBuV)	Det	AF 344 (dB/m)	Amp/Cbl/Fltr/Pad (dB)	Corrected Reading (dBuV/m)	Avg Limit (dBuV/m)	Margin (dB)	Peak Limit (dBuV/m)	PK Margin (dB)	UNII Non-Restricted (dBuV/m)	PK Margin (dB)	Azimuth (Degs)	Height (cm)	Polarity
* 2.66415	38.98	PK-U	32.4	-30.3	41.08	-	-	74	-32.92	-	-	280	287	H
* 2.66266	28.34	ADR	32.4	-30.3	30.44	54	-23.56	-	-	-	-	280	287	H
* 3.65512	37.35	PK-U	33	-27.9	42.45	-	-	74	-31.55	-	-	307	294	V
* 3.65491	26.25	ADR	33	-27.9	31.35	54	-22.65	-	-	-	-	307	294	V
* 12.00693	30.81	PK-U	38.7	-19.7	49.81	-	-	74	-24.19	-	-	57	391	H
* 12.00737	20.5	ADR	38.7	-19.7	39.5	54	-14.5	-	-	-	-	57	391	H
* 17.74422	29.44	PK-U	41.6	-16.6	54.44	-	-	74	-19.56	-	-	121	249	H
* 17.74147	19.45	ADR	41.6	-16.6	44.45	54	-9.55	-	-	-	-	121	249	H
* 11.99662	30.21	PK-U	38.7	-19.7	49.21	-	-	74	-24.79	-	-	197	171	V
* 11.99563	19.47	ADR	38.7	-19.7	38.47	54	-15.53	-	-	-	-	197	171	V
* 15.96699	30.11	PK-U	41.1	-18.8	52.41	-	-	74	-21.59	-	-	187	216	V
* 15.96519	18.92	ADR	41.1	-18.8	41.22	54	-12.78	-	-	-	-	187	216	V

* - indicates frequency in CFR47 Pt 15 / IC RSS-Restricted Band
PK-U - U-NII: Maximum Peak
ADR - U-NII AD primary method, RMS average

UL VERIFICATION SERVICES INC.
47173 Benicia Street, Fremont, CA 94538; USA TEL:(510) 319-4000 FAX:(510) 661-0888
This report shall not be reproduced except in full, without the written approval of UL Verification Services Inc.

2TX ANT 5 + ANT 6 OFDMA MODE – 26 Tones, RU Index 8

BANDEDGE (HIGH CHANNEL)

HORIZONTAL RESULT

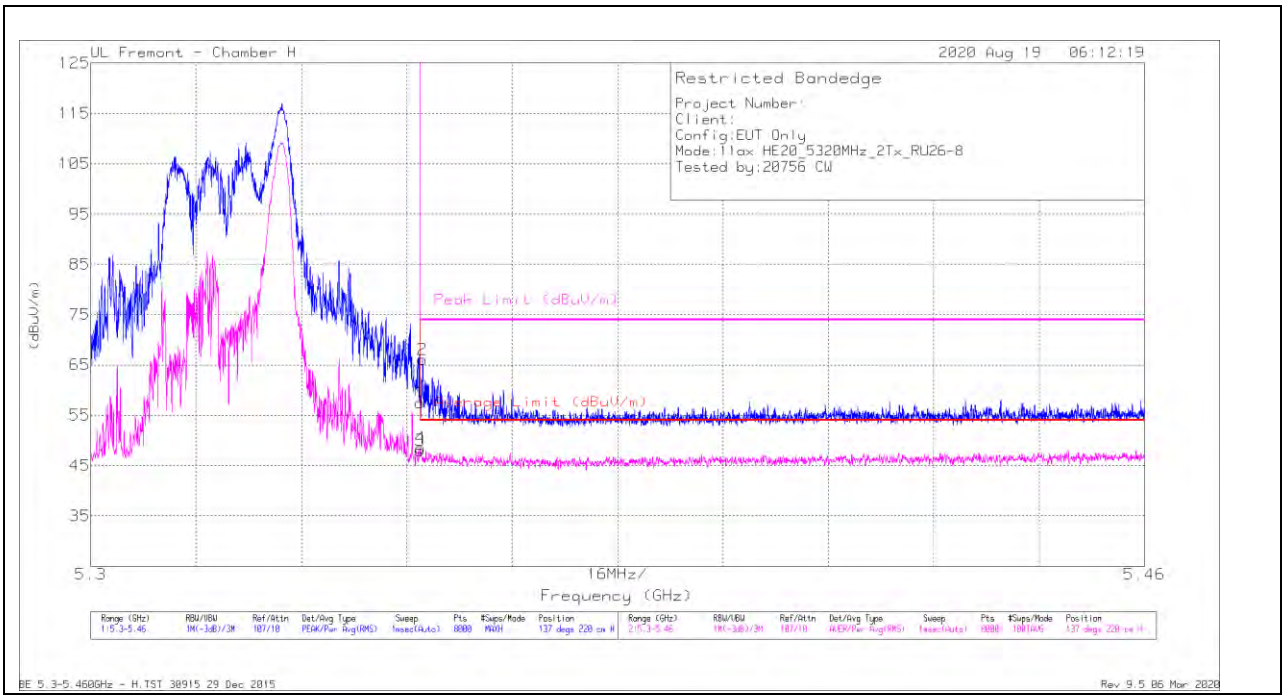

Marker	Frequency (GHz)	Meter Reading (dBuV)	Det	AF T863 (dB/m)	Amp/Cbl/Fltr/Pad (dB)	Corrected Reading (dBuV/m)	Average Limit (dBuV/m)	Margin (dB)	Peak Limit (dBuV/m)	PK Margin (dB)	Azimuth (Degs)	Height (cm)	Polarity
1	* 5.35001	43.48	Pk	34.9	-20.9	57.48	-	-	74	-16.52	137	220	H
2	* 5.35039	52.04	Pk	34.9	-20.9	66.04	-	-	74	-7.96	137	220	H
3	* 5.35001	33.96	RMS	34.9	-20.9	47.96	54	-6.04	-	-	137	220	H
4	* 5.35005	34.51	RMS	34.9	-20.9	48.51	54	-5.49	-	-	137	220	H

* - indicates frequency in CFR47 Pt 15 / IC RSS-Restricted Band
Pk - Peak detector
RMS - RMS detection

UL VERIFICATION SERVICES INC.
47173 Benicia Street, Fremont, CA 94538; USA TEL:(510) 319-4000 FAX:(510) 661-0888
This report shall not be reproduced except in full, without the written approval of UL Verification Services Inc.

VERTICAL RESULT

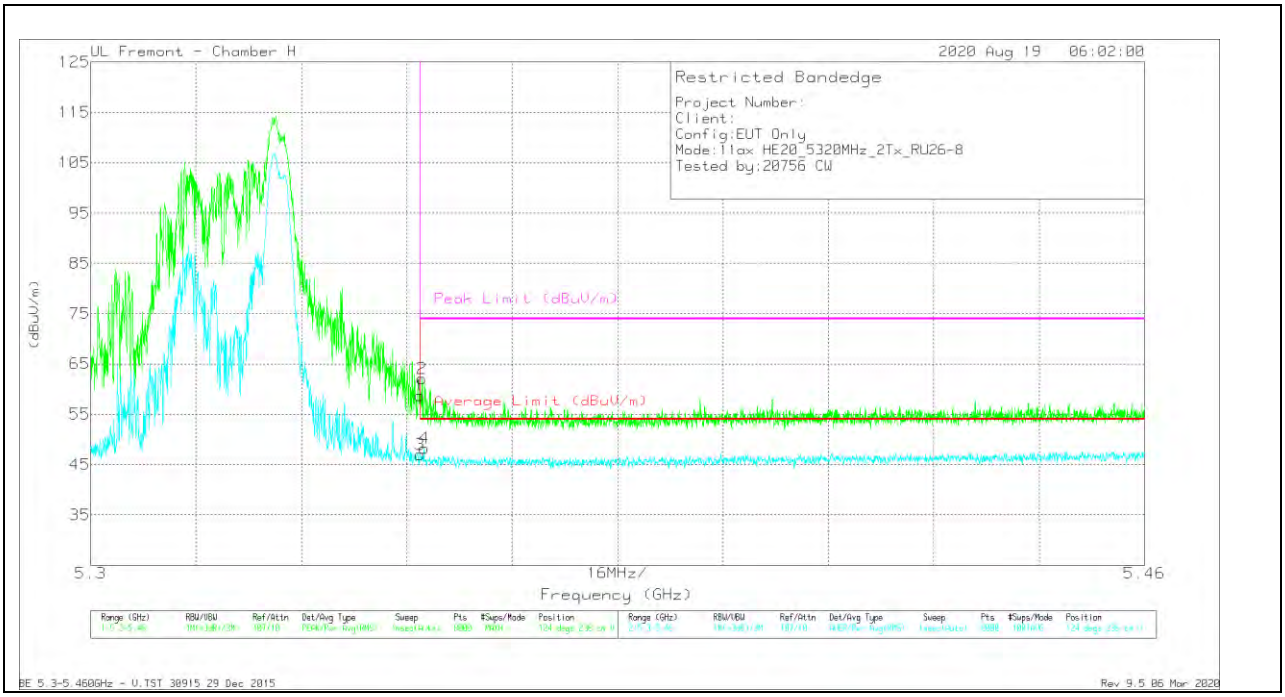

Marker	Frequency (GHz)	Meter Reading (dBuV)	Det	AF T863 (dB/m)	Amp/Cbl/Fltr/Pad (dB)	Corrected Reading (dBuV/m)	Average Limit (dBuV/m)	Margin (dB)	Peak Limit (dBuV/m)	PK Margin (dB)	Azimuth (Degs)	Height (cm)	Polarity
1	* 5.35001	44.68	Pk	34.9	-20.9	58.68	-	-	74	-15.32	124	236	V
2	* 5.35031	48.05	Pk	34.9	-20.9	62.05	-	-	74	-11.95	124	236	V
3	* 5.35001	33.05	RMS	34.9	-20.9	47.05	54	-6.95	-	-	124	236	V
4	* 5.35063	34.22	RMS	34.9	-20.9	48.22	54	-5.78	-	-	124	236	V

* - indicates frequency in CFR47 Pt 15 / IC RSS-Restricted Band
Pk - Peak detector
RMS - RMS detection

UL VERIFICATION SERVICES INC.
47173 Benicia Street, Fremont, CA 94538; USA TEL:(510) 319-4000 FAX:(510) 661-0888
This report shall not be reproduced except in full, without the written approval of UL Verification Services Inc.

HARMONICS AND SPURIOUS EMISSIONS

LOW CHANNEL RESULTS

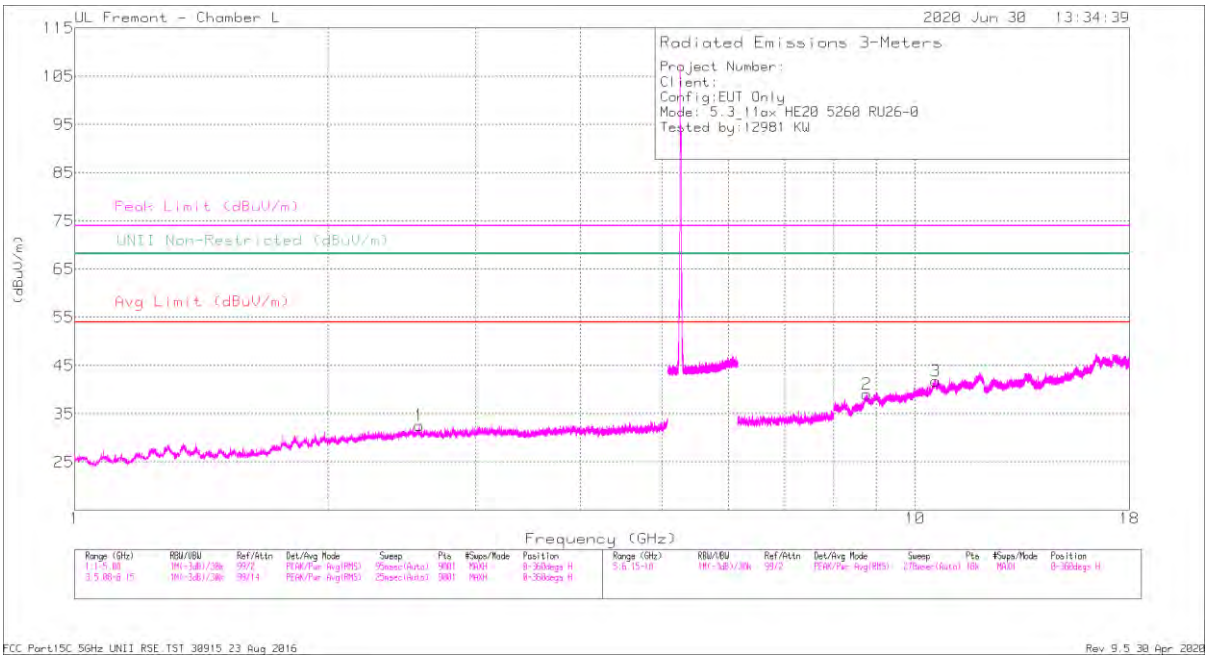

HORIZONTAL

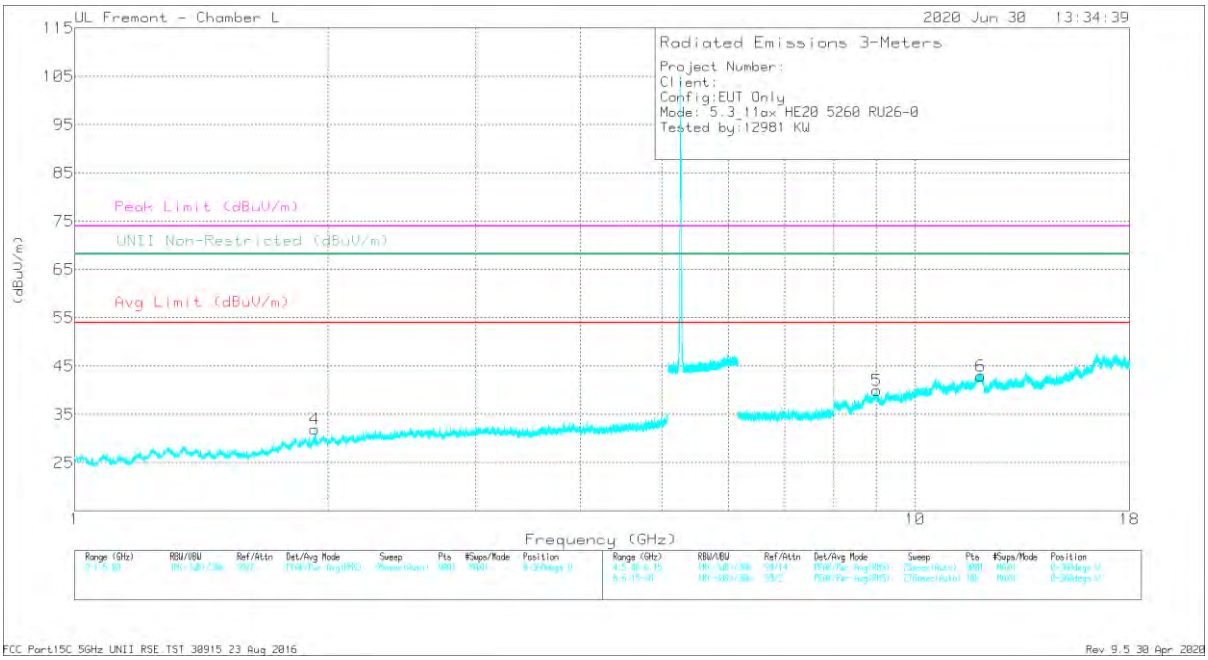

VERTICAL

UL VERIFICATION SERVICES INC.
47173 Benicia Street, Fremont, CA 94538; USA TEL:(510) 319-4000 FAX:(510) 661-0888
This report shall not be reproduced except in full, without the written approval of UL Verification Services Inc.

RADIATED EMISSIONS

Frequency (GHz)	Meter Reading (dBuV)	Det	AF 344 (dB/m)	Amp/Cbl/Fltr/Pad (dB)	Corrected Reading (dBuV/m)	Avg Limit (dBuV/m)	Margin (dB)	Peak Limit (dBuV/m)	PK Margin (dB)	UNII Non-Restricted (dBuV/m)	PK Margin (dB)	Azimuth (Degs)	Height (cm)	Polarity
2.57063	38.1	PK-U	32.3	-30.3	40.1	-	-	-	-	68.2	-28.1	243	159	H
2.57411	27.32	ADR	32.3	-30.3	29.32	-	-	-	-	-	-	243	159	H
1.93036	40.71	PK-U	30.6	-32	39.31	-	-	-	-	68.2	-28.89	177	228	V
1.93315	29.66	ADR	30.6	-32	28.26	-	-	-	-	-	-	177	228	V
8.77334	31.17	PK-U	36	-20.5	46.67	-	-	-	-	68.2	-21.53	294	186	H
8.77101	19.58	ADR	36.1	-20.5	35.18	-	-	-	-	-	-	294	186	H
10.58931	30.1	PK-U	37.8	-19.9	48	-	-	-	-	68.2	-20.2	203	233	H
10.58942	20.13	ADR	37.8	-19.9	38.03	-	-	-	-	-	-	203	233	H
* 9.00416	30.15	PK-U	36.1	-20.2	46.05	-	-	74	-27.95	-	-	47	164	V
* 9.00401	20.32	ADR	36.1	-20.2	36.22	54	-17.78	-	-	-	-	47	164	V
* 11.98478	30.17	PK-U	38.7	-19.6	49.27	-	-	74	-24.73	-	-	155	201	V
* 11.98296	20.01	ADR	38.7	-19.6	39.11	54	-14.89	-	-	-	-	155	201	V

* - indicates frequency in CFR47 Pt 15 / IC RSS-Restricted Band
PK-U - U-NII: Maximum Peak
ADR - U-NII AD primary method, RMS average

UL VERIFICATION SERVICES INC.
47173 Benicia Street, Fremont, CA 94538; USA TEL:(510) 319-4000 FAX:(510) 661-0888
This report shall not be reproduced except in full, without the written approval of UL Verification Services Inc.

MID CHANNEL RESULTS

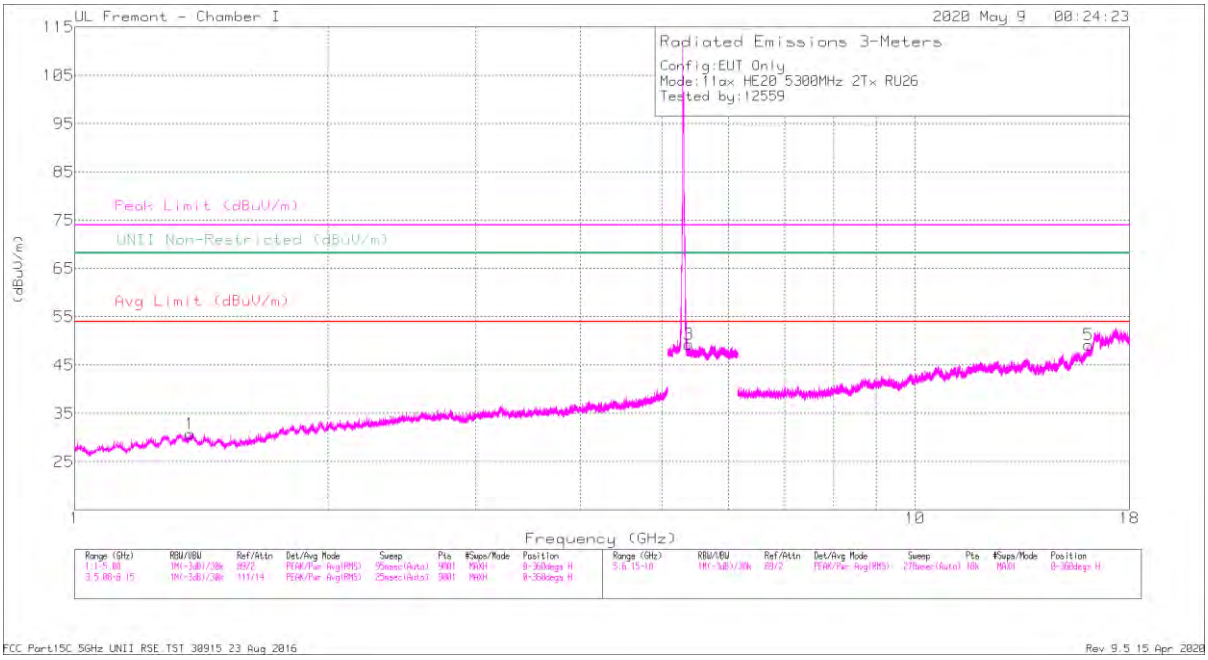

HORIZONTAL

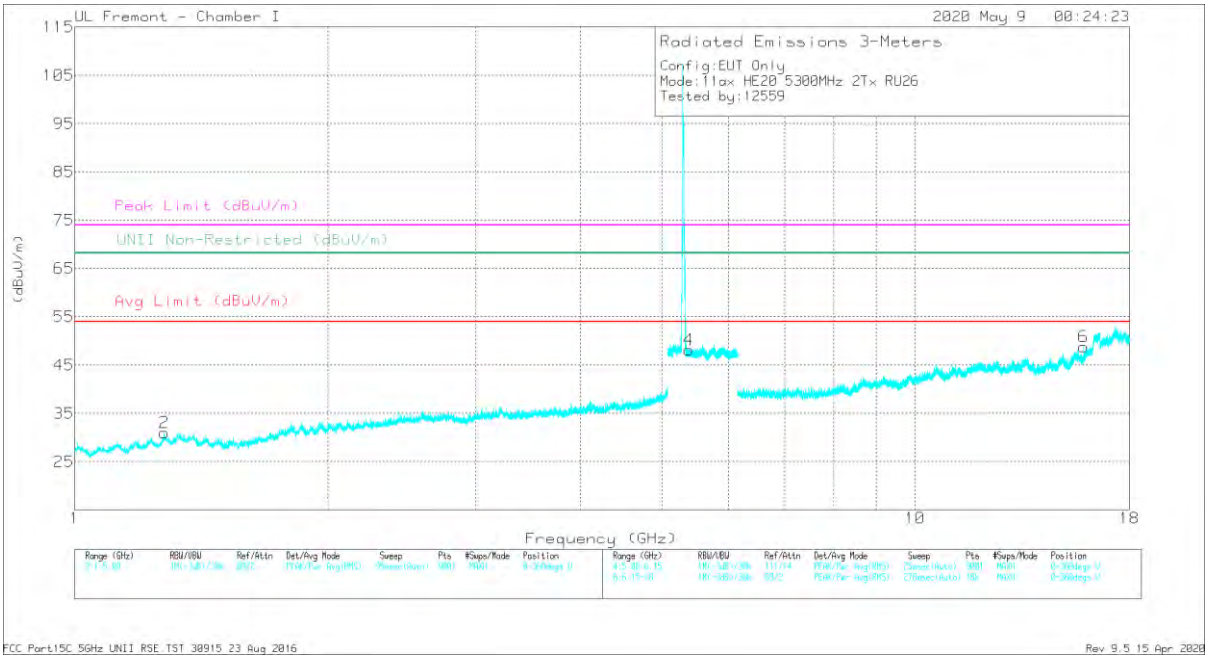

VERTICAL

UL VERIFICATION SERVICES INC.
47173 Benicia Street, Fremont, CA 94538; USA TEL:(510) 319-4000 FAX:(510) 661-0888
This report shall not be reproduced except in full, without the written approval of UL Verification Services Inc.

RADIATED EMISSIONS

Marker	Frequency (GHz)	Meter Reading (dBuV)	Det	AF T862 (dB/m)	Amp/Cbl/Fltr/Pad (dB)	Corrected Reading (dBuV/m)	Avg Limit (dBuV/m)	Margin (dB)	Peak Limit (dBuV/m)	PK Margin (dB)	UNII Non-Restricted (dBuV/m)	PK Margin (dB)	Azimuth (Degs)	Height (cm)	Polarity
1	* 1.37019	38.71	PK-U	29.6	-30	38.31	-	-	74	-35.69	-	-	267	155	H
	* 1.37106	28.49	ADR	29.5	-30	27.99	54	-26.01	-	-	-	-	267	155	H
2	* 1.28028	40.56	PK-U	29.4	-30.5	39.46	-	-	74	-34.54	-	-	84	249	V
	* 1.27849	30.45	ADR	29.4	-30.5	29.35	54	-24.65	-	-	-	-	84	249	V
3	* 5.38526	32.4	PK-U	34.7	-13.6	53.5	-	-	74	-20.5	-	-	180	305	H
	* 5.38464	22.77	ADR	34.7	-13.6	43.87	54	-10.13	-	-	-	-	180	305	H
4	* 5.38164	33.08	PK-U	34.7	-13.6	54.18	-	-	74	-19.82	-	-	279	246	V
	* 5.38294	22.39	ADR	34.7	-13.6	43.49	54	-10.51	-	-	-	-	279	246	V
5	* 16.09492	27.49	PK-U	40.5	-12.6	55.39	-	-	74	-18.61	-	-	307	202	H
	* 16.0935	17.22	ADR	40.5	-12.5	45.22	54	-8.78	-	-	-	-	307	202	H
6	* 15.87365	28.31	PK-U	40.1	-13.3	55.11	-	-	74	-18.89	-	-	197	156	V
	* 15.87388	17.79	ADR	40.1	-13.3	44.59	54	-9.41	-	-	-	-	197	156	V

* - indicates frequency in CFR47 Pt 15 / IC RSS-Restricted Band
PK-U - U-NII: Maximum Peak
ADR - U-NII AD primary method, RMS average

UL VERIFICATION SERVICES INC.
47173 Benicia Street, Fremont, CA 94538; USA TEL:(510) 319-4000 FAX:(510) 661-0888
This report shall not be reproduced except in full, without the written approval of UL Verification Services Inc.

HIGH CHANNEL RESULTS

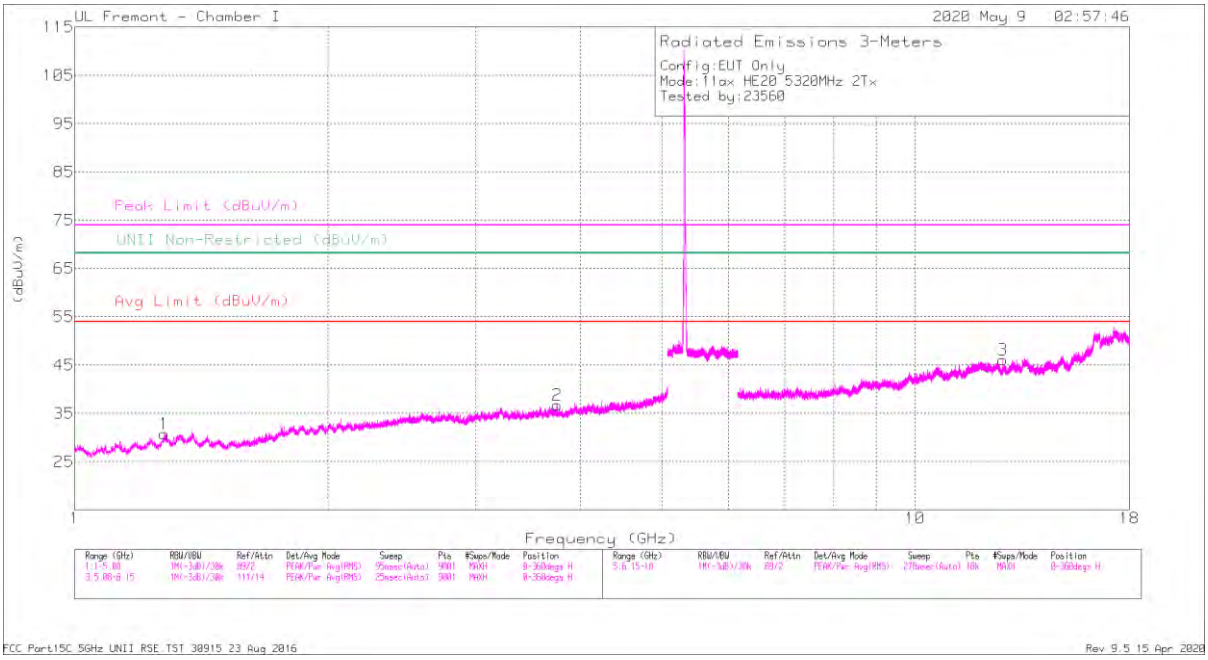

HORIZONTAL

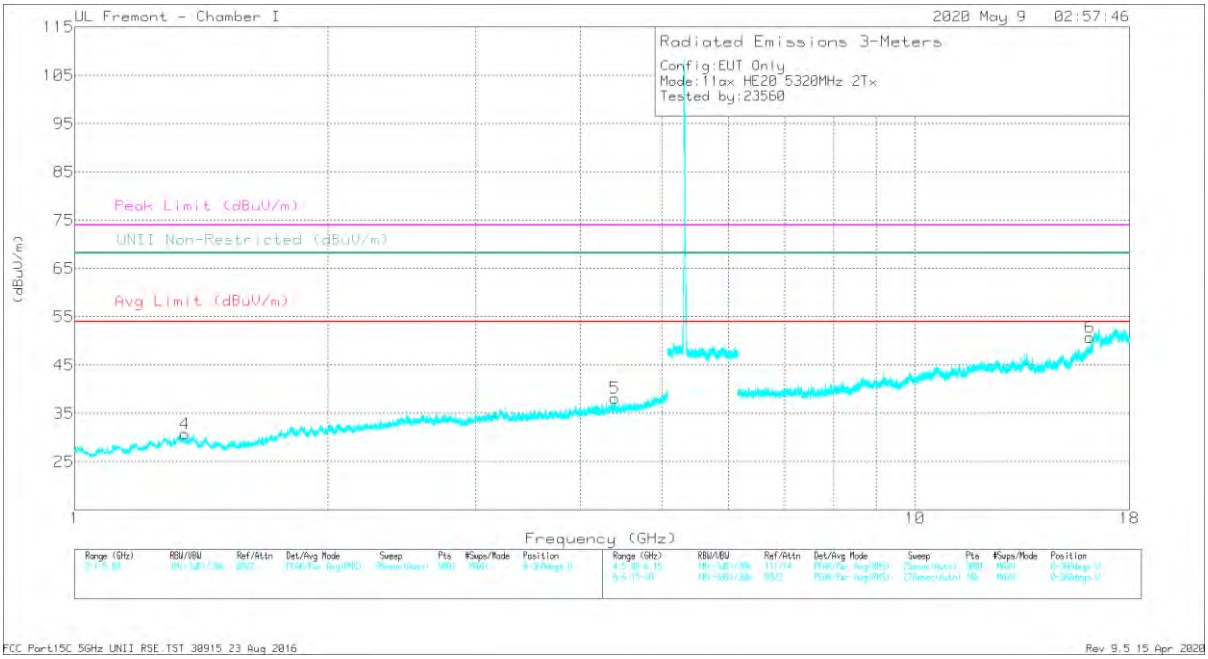

VERTICAL

UL VERIFICATION SERVICES INC.
47173 Benicia Street, Fremont, CA 94538; USA TEL:(510) 319-4000 FAX:(510) 661-0888
This report shall not be reproduced except in full, without the written approval of UL Verification Services Inc.

RADIATED EMISSIONS

Marker	Frequency (GHz)	Meter Reading (dBuV)	Det	AF T862 (dB/m)	Amp/Cbl/Fltr/Pad (dB)	Corrected Reading (dBuV/m)	Avg Limit (dBuV/m)	Margin (dB)	Peak Limit (dBuV/m)	PK Margin (dB)	UNII Non-Restricted (dBuV/m)	PK Margin (dB)	Azimuth (Degs)	Height (cm)	Polarity
1	* 1.27884	39.59	PK-U	29.4	-30.5	38.49	-	-	74	-35.51	-	-	14	115	H
	* 1.27589	29.15	ADR	29.3	-30.5	27.95	54	-26.05	-	-	-	-	14	115	H
2	* 3.75167	35.96	PK-U	33	-24.9	44.06	-	-	74	-29.94	-	-	74	270	H
	* 3.75135	25.35	ADR	33	-24.9	33.45	54	-20.55	-	-	-	-	74	270	H
5	* 4.39476	34.31	PK-U	33.6	-23.7	44.21	-	-	74	-29.79	-	-	201	199	V
	* 4.39339	23.62	ADR	33.6	-23.7	33.52	54	-20.48	-	-	-	-	201	199	V
4	* 1.35309	37.95	PK-U	29.7	-30.1	37.55	-	-	74	-36.45	-	-	289	179	V
	* 1.35024	27.87	ADR	29.7	-30.1	27.47	54	-26.53	-	-	-	-	289	179	V
3	12.72229	29.37	PK-U	39	-15.4	52.97	-	-	-	-	68.2	-15.23	180	155	H
6	* 16.15662	28.58	PK-U	40.5	-12.8	56.28	-	-	74	-17.72	-	-	337	280	V
	* 16.15725	17.96	ADR	40.5	-12.8	45.66	54	-8.34	-	-	-	-	337	280	V

* - indicates frequency in CFR47 Pt 15 / IC RSS-Restricted Band
PK-U - U-NII: Maximum Peak
ADR - U-NII AD primary method, RMS average

UL VERIFICATION SERVICES INC.
47173 Benicia Street, Fremont, CA 94538; USA TEL:(510) 319-4000 FAX:(510) 661-0888
This report shall not be reproduced except in full, without the written approval of UL Verification Services Inc.

1.1.11. TX ABOVE 1 GHz 802.11ax HE40 MODE IN THE 5.3 GHz BAND

1TX ANT 5 – SU, RU Index 65

BANDEDGE (HIGH CHANNEL)

HORIZONTAL RESULT

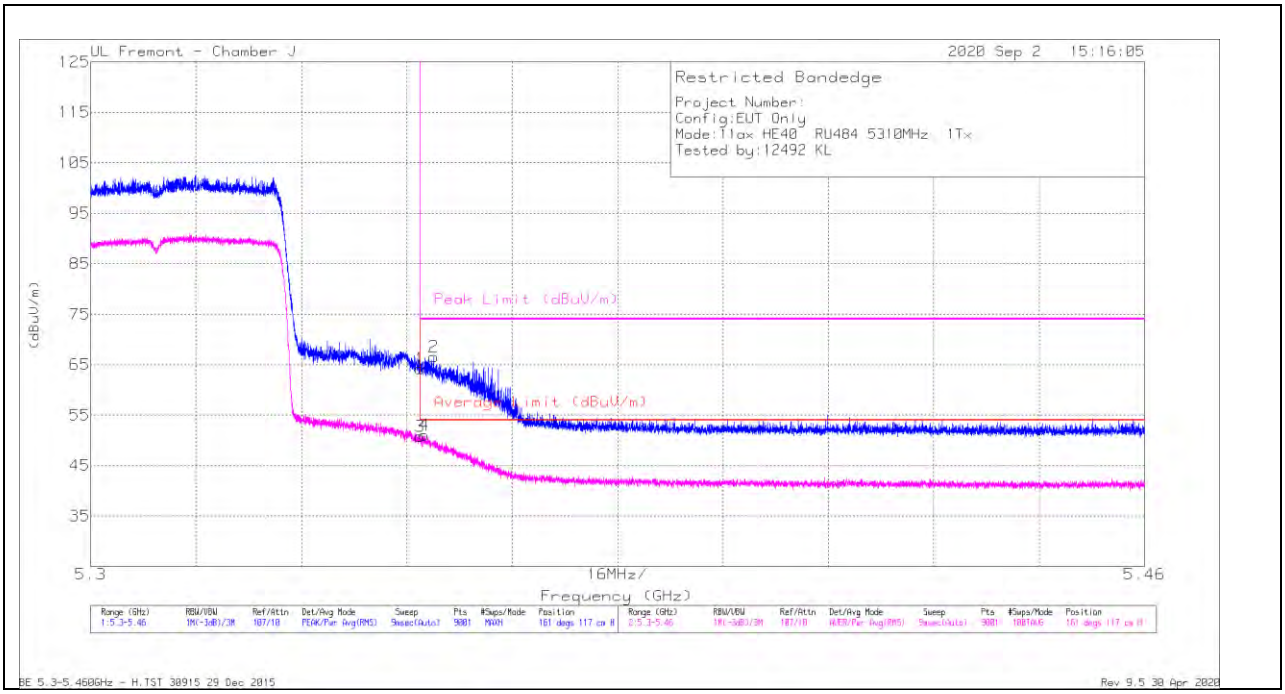

Marker	Frequency (GHz)	Meter Reading (dBuV)	Det	AF T963 (dB/m)	Amp/Cbl/Fltr/Pad (dB)	Corrected Reading (dBuV/m)	Average Limit (dBuV/m)	Margin (dB)	Peak Limit (dBuV/m)	PK Margin (dB)	Azimuth (Degs)	Height (cm)	Polarity
1	* 5.35001	51.28	Pk	33.3	-20.4	64.18	-	-	74	-9.82	161	117	H
2	* 5.35205	53.71	Pk	33.3	-20.4	66.61	-	-	74	-7.39	161	117	H
3	* 5.35001	37.86	RMS	33.3	-20.4	50.76	54	-3.24	-	-	161	117	H
4	* 5.3507	38.18	RMS	33.3	-20.4	51.08	54	-2.92	-	-	161	117	H

* - indicates frequency in CFR47 Pt 15 / IC RSS-Restricted Band
Pk - Peak detector
RMS - RMS detection

UL VERIFICATION SERVICES INC.
47173 Benicia Street, Fremont, CA 94538; USA TEL:(510) 319-4000 FAX:(510) 661-0888
This report shall not be reproduced except in full, without the written approval of UL Verification Services Inc.

VERTICAL RESULT

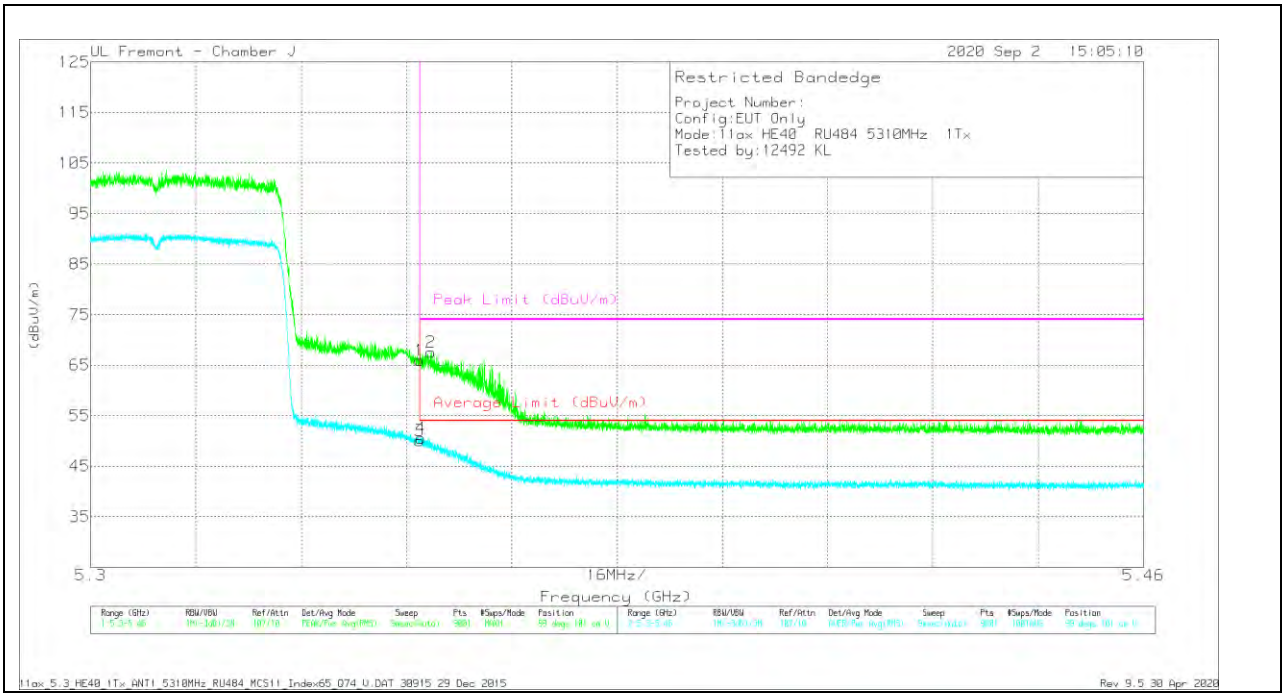

Marker	Frequency (GHz)	Meter Reading (dBuV)	Det	AF T963 (dB/m)	Amp/Cbl/Fltr/Pad (dB)	Corrected Reading (dBuV/m)	Average Limit (dBuV/m)	Margin (dB)	Peak Limit (dBuV/m)	PK Margin (dB)	Azimuth (Degs)	Height (cm)	Polarity
1	* 5.35001	52.99	Pk	33.3	-20.4	65.89	-	-	74	-8.11	99	101	V
2	* 5.35168	54.63	Pk	33.3	-20.4	67.53	-	-	74	-6.47	99	101	V
3	* 5.35001	37.2	RMS	33.3	-20.4	50.1	54	-3.9	-	-	99	101	V
4	* 5.35019	37.65	RMS	33.3	-20.4	50.55	54	-3.45	-	-	99	101	V

* - indicates frequency in CFR47 Pt 15 / IC RSS-Restricted Band
Pk - Peak detector
RMS - RMS detection

UL VERIFICATION SERVICES INC.
47173 Benicia Street, Fremont, CA 94538; USA TEL:(510) 319-4000 FAX:(510) 661-0888
This report shall not be reproduced except in full, without the written approval of UL Verification Services Inc.

1TX ANT 5 – 26 Tones, RU Index 17

BANDEDGE (HIGH CHANNEL)

HORIZONTAL RESULT

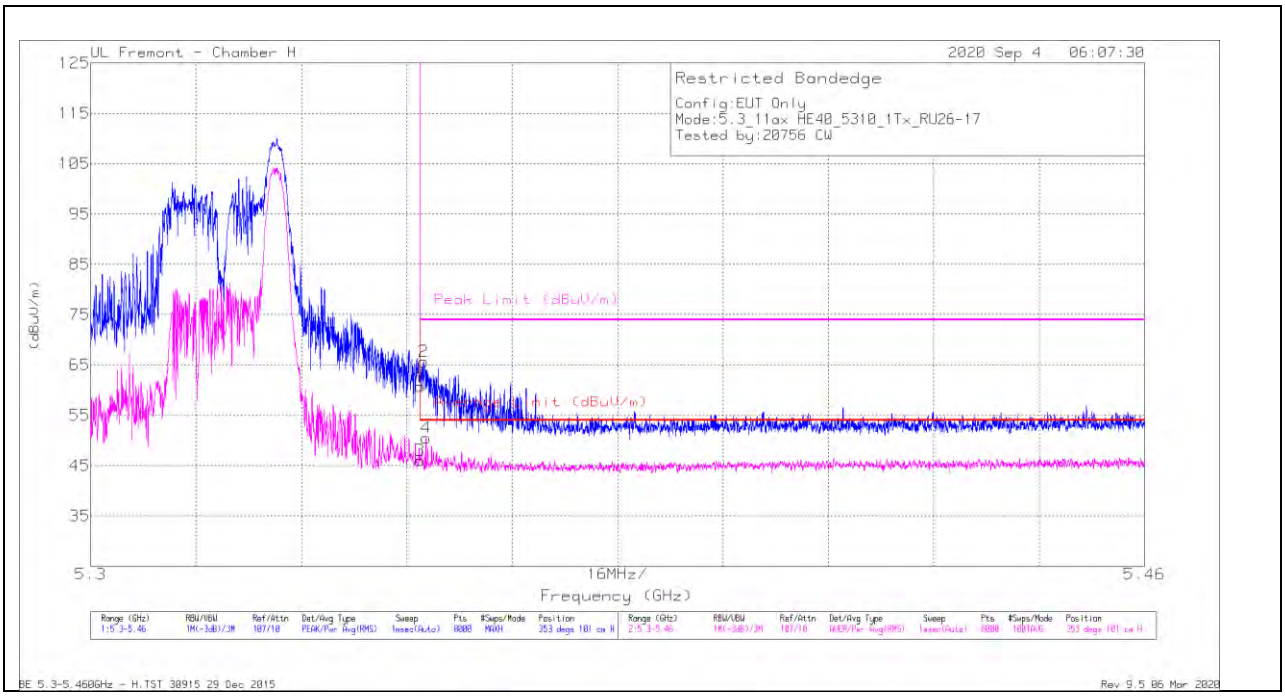

Marker	Frequency (GHz)	Meter Reading (dBuV)	Det	AF T862 (dB/m)	Amp/Cbl/Fltr/Pad (dB)	Corrected Reading (dBuV/m)	Average Limit (dBuV/m)	Margin (dB)	Peak Limit (dBuV/m)	PK Margin (dB)	Azimuth (Degs)	Height (cm)	Polarity
1	* 5.35001	47.2	Pk	34.4	-20.9	60.7	-	-	74	-13.3	353	101	H
2	* 5.35057	52.15	Pk	34.4	-20.9	65.65	-	-	74	-8.35	353	101	H
3	* 5.35001	32.57	RMS	34.4	-20.9	46.07	54	-7.93	-	-	353	101	H
4	* 5.35091	36.98	RMS	34.4	-20.9	50.48	54	-3.52	-	-	353	101	H

* - indicates frequency in CFR47 Pt 15 / IC RSS-Restricted Band
Pk - Peak detector
RMS - RMS detection

UL VERIFICATION SERVICES INC.
47173 Benicia Street, Fremont, CA 94538; USA TEL:(510) 319-4000 FAX:(510) 661-0888
This report shall not be reproduced except in full, without the written approval of UL Verification Services Inc.

VERTICAL RESULT

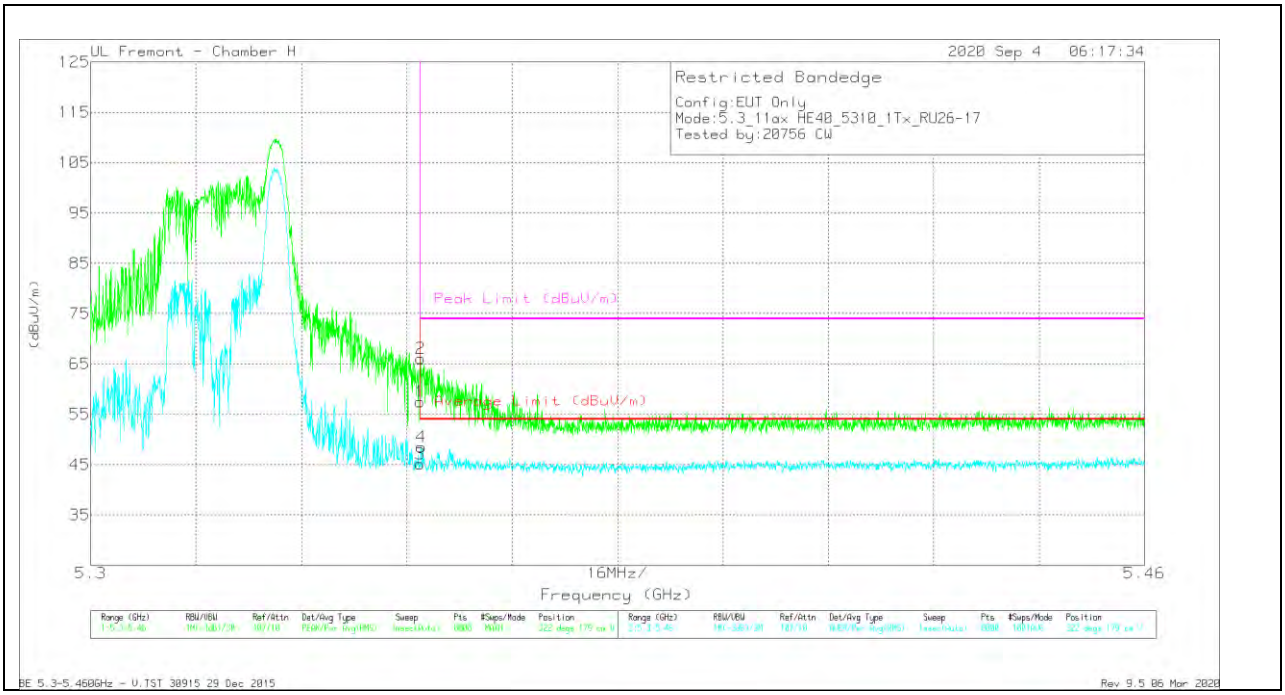

Marker	Frequency (GHz)	Meter Reading (dBuV)	Det	AF T862 (dB/m)	Amp/Cbl/Fltr/Pad (dB)	Corrected Reading (dBuV/m)	Average Limit (dBuV/m)	Margin (dB)	Peak Limit (dBuV/m)	PK Margin (dB)	Azimuth (Degs)	Height (cm)	Polarity
1	* 5.35001	44.03	Pk	34.4	-20.9	57.53	-	-	74	-16.47	322	179	V
2	* 5.35011	52.55	Pk	34.4	-20.9	66.05	-	-	74	-7.95	322	179	V
3	* 5.35001	31.64	RMS	34.4	-20.9	45.14	54	-8.86	-	-	322	179	V
4	* 5.35017	35.04	RMS	34.4	-20.9	48.54	54	-5.46	-	-	322	179	V

* - indicates frequency in CFR47 Pt 15 / IC RSS-Restricted Band
Pk - Peak detector
RMS - RMS detection

UL VERIFICATION SERVICES INC.
47173 Benicia Street, Fremont, CA 94538; USA TEL:(510) 319-4000 FAX:(510) 661-0888
This report shall not be reproduced except in full, without the written approval of UL Verification Services Inc.

1TX ANT 6 – SU, RU Index 65

BANDEDGE (HIGH CHANNEL)

HORIZONTAL RESULT

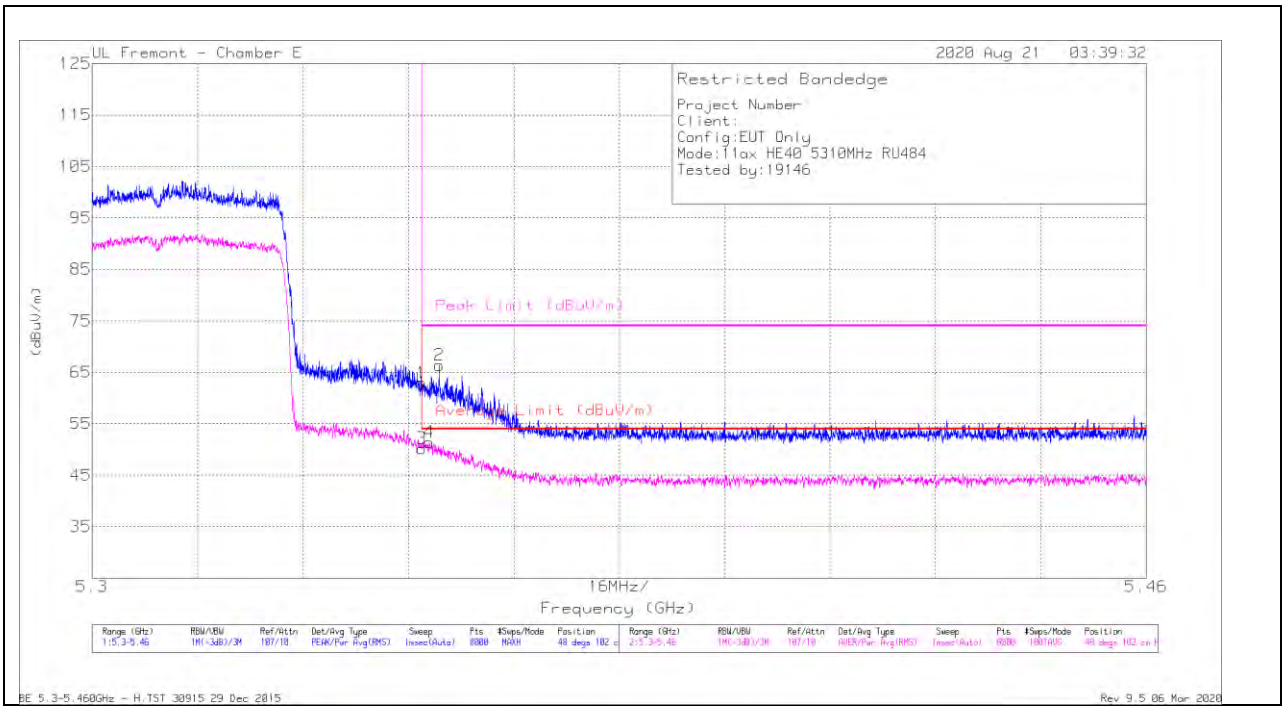

Marker	Frequency (GHz)	Meter Reading (dBuV)	Det	AF T712 (dB/m)	Amp/Cbl/Fltr/Pad (dB)	Corrected Reading (dBuV/m)	Average Limit (dBuV/m)	Margin (dB)	Peak Limit (dBuV/m)	PK Margin (dB)	Azimuth (Degs)	Height (cm)	Polarity
1	* 5.35001	50.29	Pk	34.5	-21.8	62.99	-	-	74	-11.01	48	102	H
2	* 5.35269	53.57	Pk	34.5	-21.7	66.37	-	-	74	-7.63	48	102	H
3	* 5.35001	37.47	RMS	34.5	-21.8	50.17	54	-3.83	-	-	48	102	H
4	* 5.35119	38.7	RMS	34.5	-21.8	51.4	54	-2.6	-	-	48	102	H

* - indicates frequency in CFR47 Pt 15 / IC RSS-Restricted Band
Pk - Peak detector
RMS - RMS detection

UL VERIFICATION SERVICES INC.
47173 Benicia Street, Fremont, CA 94538; USA TEL:(510) 319-4000 FAX:(510) 661-0888
This report shall not be reproduced except in full, without the written approval of UL Verification Services Inc.

VERTICAL RESULT

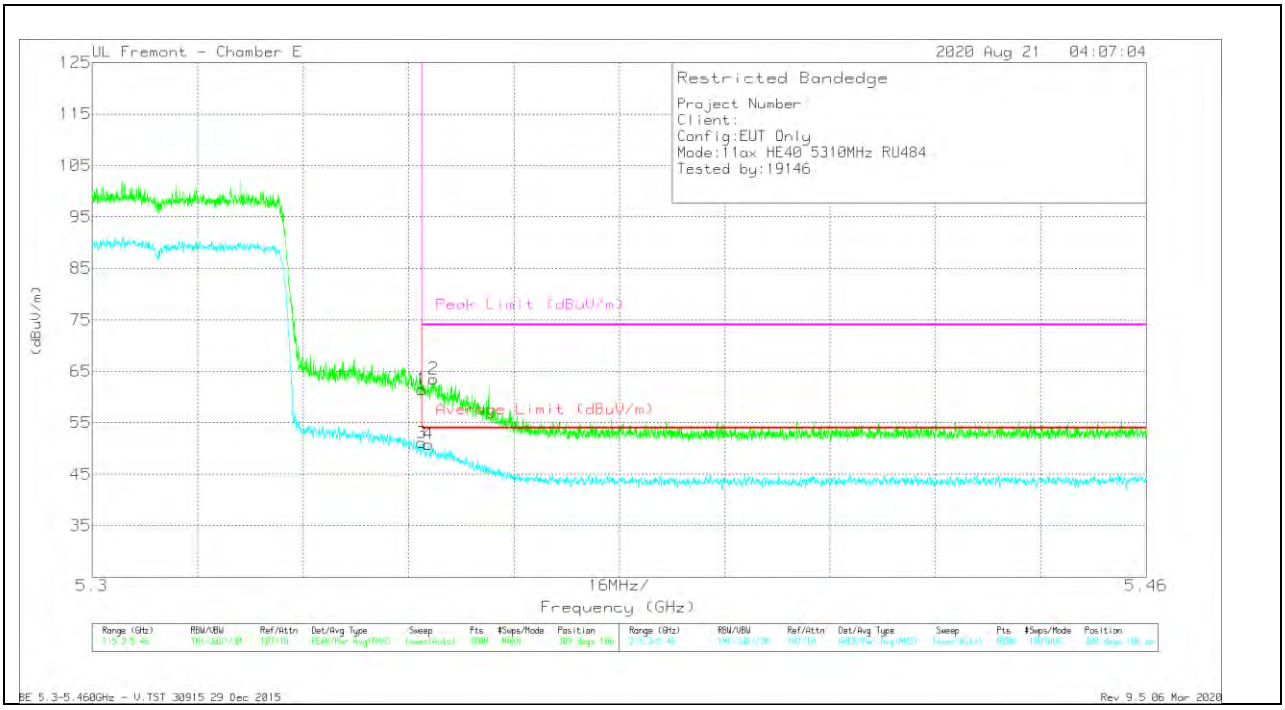

Marker	Frequency (GHz)	Meter Reading (dBuV)	Det	AF T712 (dB/m)	Amp/Cbl/Fltr/Pad (dB)	Corrected Reading (dBuV/m)	Average Limit (dBuV/m)	Margin (dB)	Peak Limit (dBuV/m)	PK Margin (dB)	Azimuth (Degs)	Height (cm)	Polarity
1	* 5.35001	48.79	Pk	34.5	-21.8	61.49	-	-	74	-12.51	309	106	V
2	* 5.35183	50.72	Pk	34.5	-21.7	63.52	-	-	74	-10.48	309	106	V
3	* 5.35001	38.42	RMS	34.5	-21.8	51.12	54	-2.88	-	-	309	106	V
4	* 5.35105	38.13	RMS	34.5	-21.8	50.83	54	-3.17	-	-	309	106	V

* - indicates frequency in CFR47 Pt 15 / IC RSS-Restricted Band
Pk - Peak detector
RMS - RMS detection

UL VERIFICATION SERVICES INC.
47173 Benicia Street, Fremont, CA 94538; USA TEL:(510) 319-4000 FAX:(510) 661-0888
This report shall not be reproduced except in full, without the written approval of UL Verification Services Inc.

1TX ANT 6 – 26 Tones, RU Index 17

BANDEDGE (HIGH CHANNEL)

HORIZONTAL RESULT

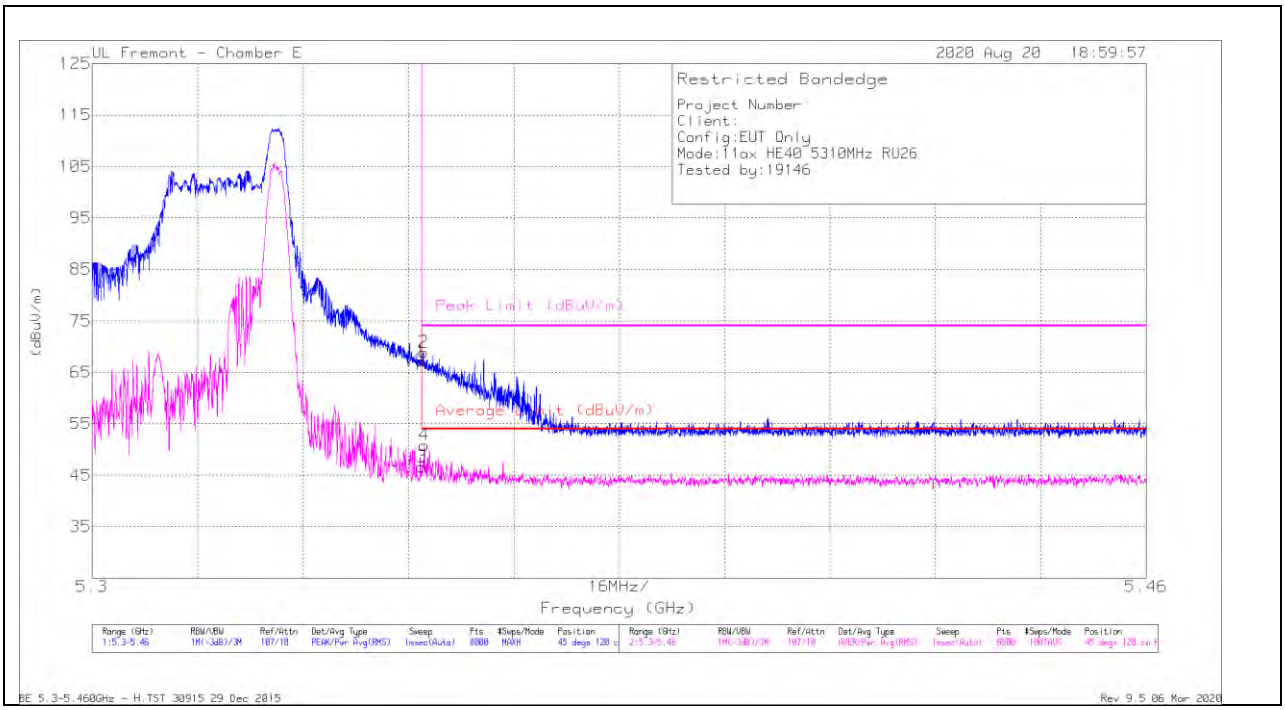

Marker	Frequency (GHz)	Meter Reading (dBuV)	Det	AF T712 (dB/m)	Amp/Cbl/Fltr/Pad (dB)	Corrected Reading (dBuV/m)	Average Limit (dBuV/m)	Margin (dB)	Peak Limit (dBuV/m)	PK Margin (dB)	Azimuth (Degs)	Height (cm)	Polarity
1	* 5.35001	54.46	Pk	34.5	-21.8	67.16	-	-	74	-6.84	45	120	H
2	* 5.35027	56.18	Pk	34.5	-21.8	68.88	-	-	74	-5.12	45	120	H
3	* 5.35001	33.96	RMS	34.5	-21.8	46.66	54	-7.34	-	-	45	120	H
4	* 5.35043	38.13	RMS	34.5	-21.8	50.83	54	-3.17	-	-	45	120	H

* - indicates frequency in CFR47 Pt 15 / IC RSS-Restricted Band
Pk - Peak detector
RMS - RMS detection

UL VERIFICATION SERVICES INC.
47173 Benicia Street, Fremont, CA 94538; USA TEL:(510) 319-4000 FAX:(510) 661-0888
This report shall not be reproduced except in full, without the written approval of UL Verification Services Inc.

VERTICAL RESULT

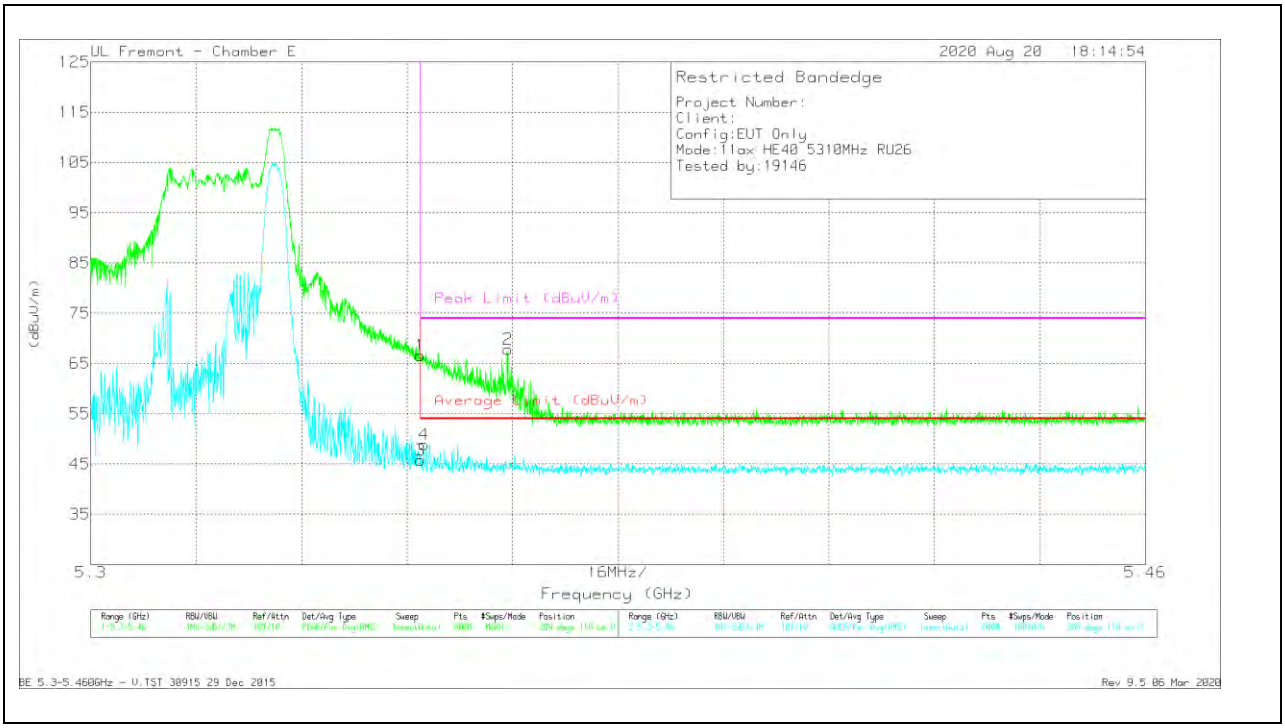

Marker	Frequency (GHz)	Meter Reading (dBuV)	Det	AF T712 (dB/m)	Amp/Cbl/Fltr/Pad (dB)	Corrected Reading (dBuV/m)	Average Limit (dBuV/m)	Margin (dB)	Peak Limit (dBuV/m)	PK Margin (dB)	Azimuth (Degs)	Height (cm)	Polarity
1	* 5.35001	53.85	Pk	34.5	-21.8	66.55	-	-	74	-7.45	309	118	V
2	* 5.36329	55.12	Pk	34.5	-21.8	67.82	-	-	74	-6.18	309	118	V
3	* 5.35001	33.11	RMS	34.5	-21.8	45.81	54	-8.19	-	-	309	118	V
4	* 5.35055	36.16	RMS	34.5	-21.8	48.86	54	-5.14	-	-	309	118	V

* - indicates frequency in CFR47 Pt 15 / IC RSS-Restricted Band
Pk - Peak detector
RMS - RMS detection

UL VERIFICATION SERVICES INC.
47173 Benicia Street, Fremont, CA 94538; USA TEL:(510) 319-4000 FAX:(510) 661-0888
This report shall not be reproduced except in full, without the written approval of UL Verification Services Inc.

2TX ANT 5 + ANT 6 OFDMA MODE – SU, RU Index 65

BANDEDGE (HIGH CHANNEL)

HORIZONTAL RESULT

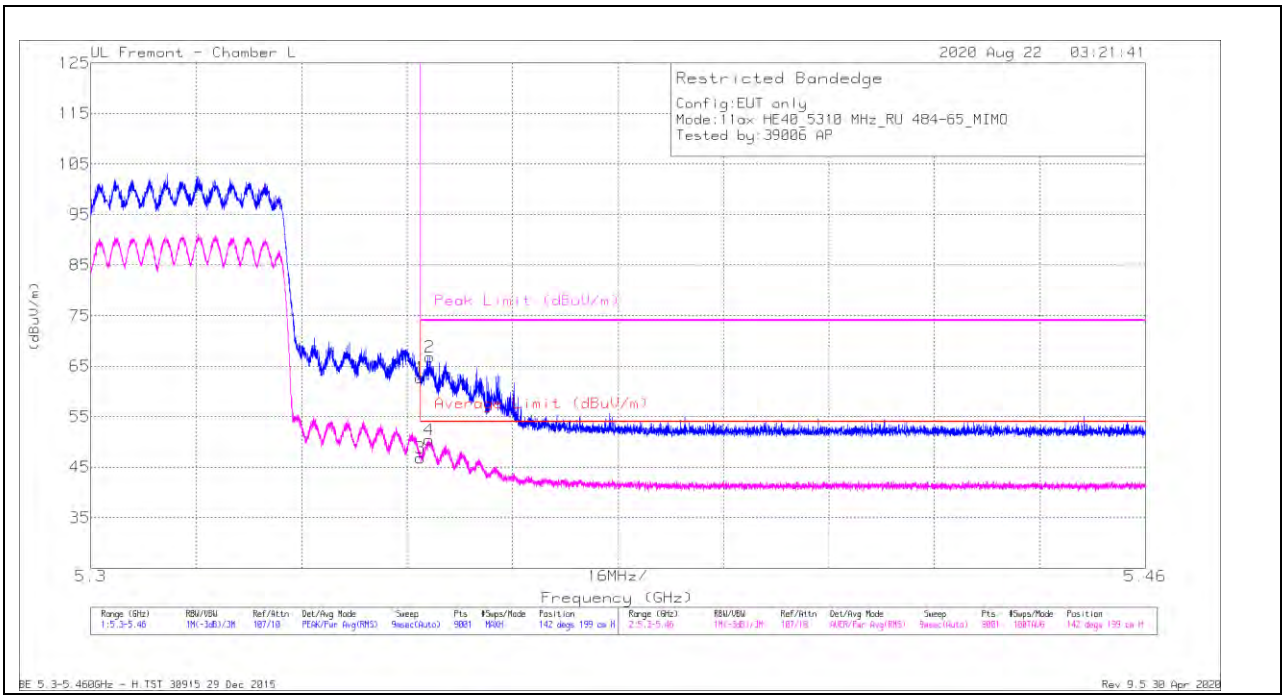

Marker	Frequency (GHz)	Meter Reading (dBuV)	Det	AF 344 (dB/m)	Amp/Cbl/Fltr/Pad (dB)	Corrected Reading (dBuV/m)	Average Limit (dBuV/m)	Margin (dB)	Peak Limit (dBuV/m)	PK Margin (dB)	Azimuth (Degs)	Height (cm)	Polarity
1	* 5.35001	45.33	Pk	34.5	-17.1	62.73	-	-	74	-11.27	142	199	H
2	* 5.35145	49.44	Pk	34.5	-17.1	66.84	-	-	74	-7.16	142	199	H
3	* 5.35001	29.44	RMS	34.5	-17.1	46.84	54	-7.16	-	-	142	199	H
4	* 5.35136	33.01	RMS	34.5	-17.1	50.41	54	-3.59	-	-	142	199	H

* - indicates frequency in CFR47 Pt 15 / IC RSS-Restricted Band
Pk - Peak detector
RMS - RMS detection

UL VERIFICATION SERVICES INC.
47173 Benicia Street, Fremont, CA 94538; USA TEL:(510) 319-4000 FAX:(510) 661-0888
This report shall not be reproduced except in full, without the written approval of UL Verification Services Inc.

VERTICAL RESULT

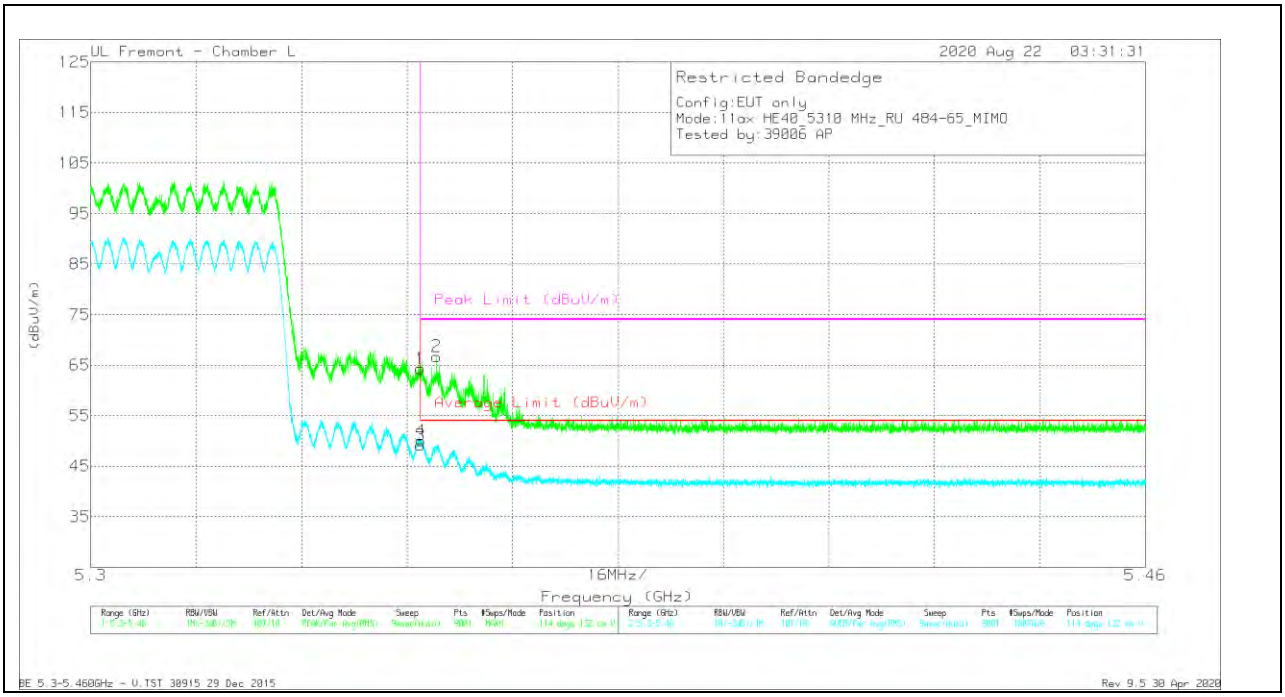

Marker	Frequency (GHz)	Meter Reading (dBuV)	Det	AF 344 (dB/m)	Amp/Cbl/Fltr/Pad (dB)	Corrected Reading (dBuV/m)	Average Limit (dBuV/m)	Margin (dB)	Peak Limit (dBuV/m)	PK Margin (dB)	Azimuth (Degs)	Height (cm)	Polarity
1	* 5.35001	46.97	Pk	34.5	-17.1	64.37	-	-	74	-9.63	114	132	V
2	* 5.35248	49.34	Pk	34.5	-17.1	66.74	-	-	74	-7.26	114	132	V
3	* 5.35001	31.79	RMS	34.5	-17.1	49.19	54	-4.81	-	-	114	132	V
4	* 5.3501	32.65	RMS	34.5	-17.1	50.05	54	-3.95	-	-	114	132	V

* - indicates frequency in CFR47 Pt 15 / IC RSS-Restricted Band
Pk - Peak detector
RMS - RMS detection

UL VERIFICATION SERVICES INC.
47173 Benicia Street, Fremont, CA 94538; USA TEL:(510) 319-4000 FAX:(510) 661-0888
This report shall not be reproduced except in full, without the written approval of UL Verification Services Inc.

HARMONICS AND SPURIOUS EMISSIONS

LOW CHANNEL RESULTS

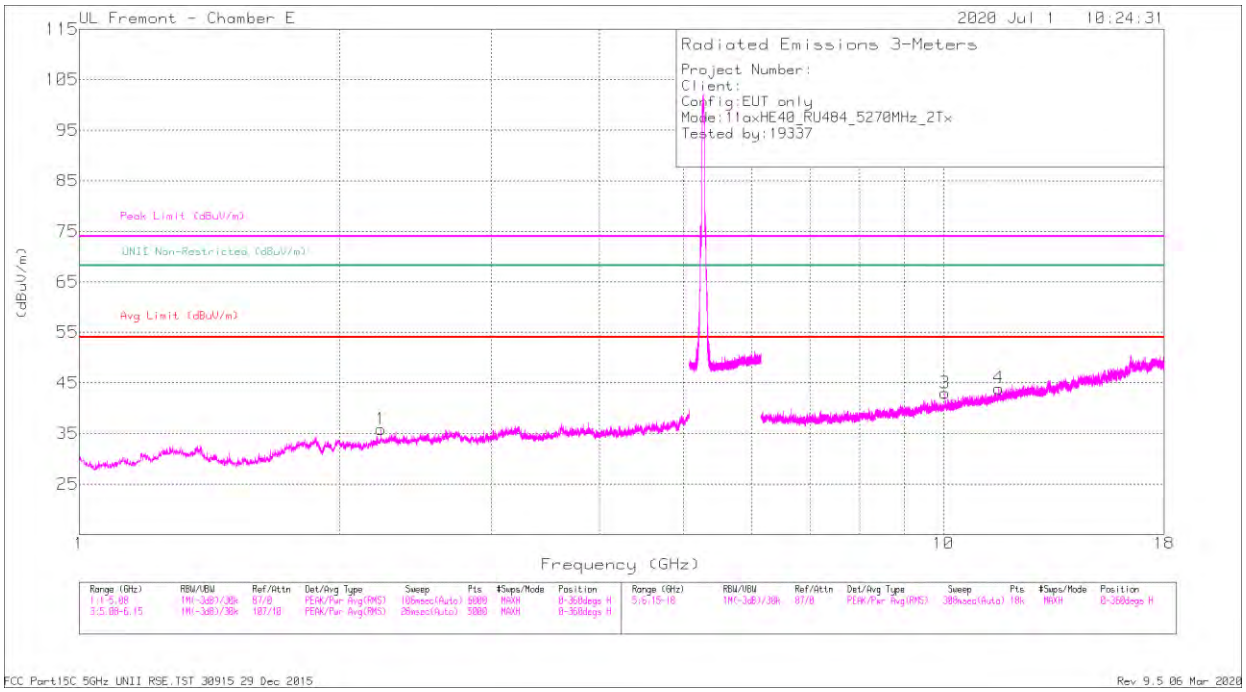

HORIZONTAL

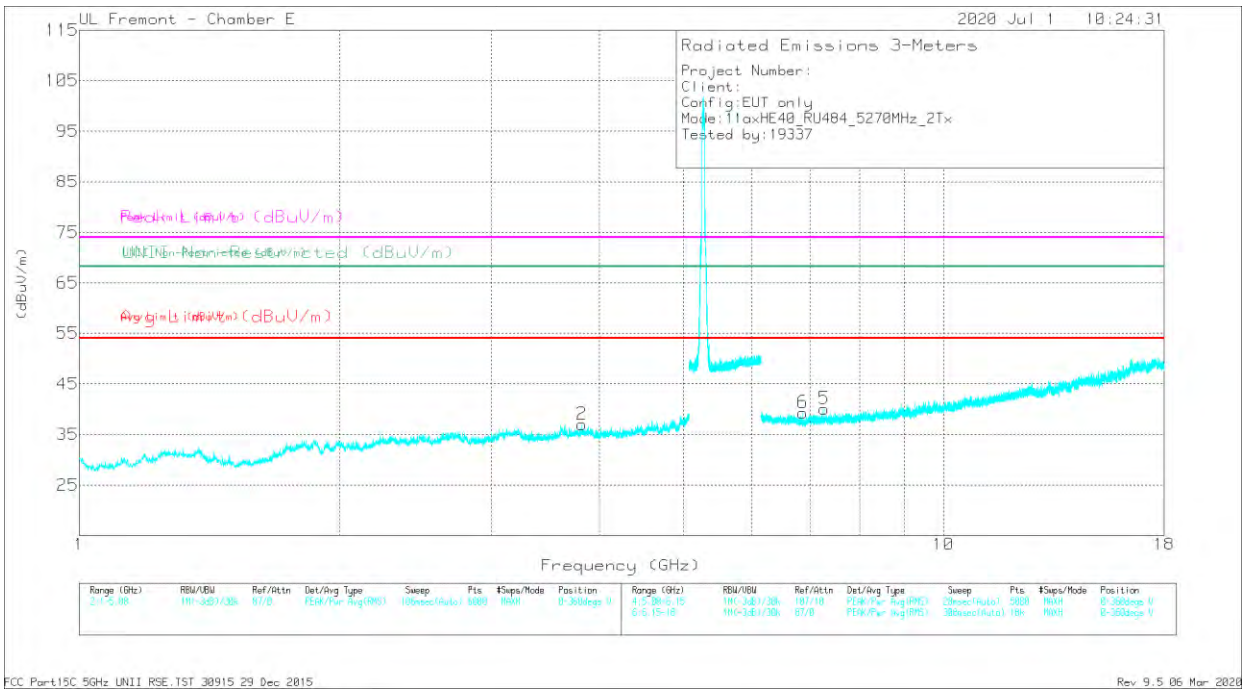

VERTICAL

UL VERIFICATION SERVICES INC.
47173 Benicia Street, Fremont, CA 94538; USA TEL:(510) 319-4000 FAX:(510) 661-0888
This report shall not be reproduced except in full, without the written approval of UL Verification Services Inc.

RADIATED EMISSIONS

Marker	Frequency (GHz)	Meter Reading (dBuV)	Det	AF T712 (dB/m)	Amp/Cbl/Fltr/Pad (dB)	Corrected Reading (dBuV/m)	Avg Limit (dBuV/m)	Margin (dB)	Peak Limit (dBuV/m)	PK Margin (dB)	UNII Non-Restricted (dBuV/m)	PK Margin (dB)	Azimuth (Degs)	Height (cm)	Polarity
1	* 2.23128	45.17	PK-U	31.8	-35.7	41.27	-	-	74	-32.73	-	-	288	200	H
	* 2.23415	33.47	ADR	31.8	-35.6	29.67	54	-24.33	-	-	-	-	288	200	H
2	* 3.81795	42.62	PK-U	33.6	-32.5	43.72	-	-	74	-30.28	-	-	317	163	V
	* 3.81616	31	ADR	33.6	-32.5	32.1	54	-21.9	-	-	-	-	317	163	V
4	* 11.57423	36.04	PK-U	38.2	-24.1	50.14	-	-	74	-23.86	-	-	0	120	H
	* 11.5756	24.12	ADR	38.2	-24.1	38.22	54	-15.78	-	-	-	-	0	120	H
5	* 7.27721	37.97	PK-U	35.5	-28.2	45.27	-	-	74	-28.73	-	-	124	331	V
	* 7.2751	26.74	ADR	35.5	-28.3	33.94	54	-20.06	-	-	-	-	124	331	V
6	6.87921	26.65	ADR	35.8	-28.8	33.65	-	-	-	-	-	-	239	363	V
	6.87969	38.04	PK-U	35.8	-28.8	45.04	-	-	-	-	68.2	-23.16	239	363	V
3	10.03612	25.13	ADR	36.9	-25.4	36.63	-	-	-	-	-	-	178	112	H
	10.03808	36.85	PK-U	36.9	-25.4	48.35	-	-	-	-	68.2	-19.85	178	112	H

* - indicates frequency in CFR47 Pt 15 / IC RSS-Restricted Band
PK-U - U-NII: Maximum Peak
ADR - U-NII AD primary method, RMS average

UL VERIFICATION SERVICES INC.
47173 Benicia Street, Fremont, CA 94538; USA TEL:(510) 319-4000 FAX:(510) 661-0888
This report shall not be reproduced except in full, without the written approval of UL Verification Services Inc.

HIGH CHANNEL RESULTS

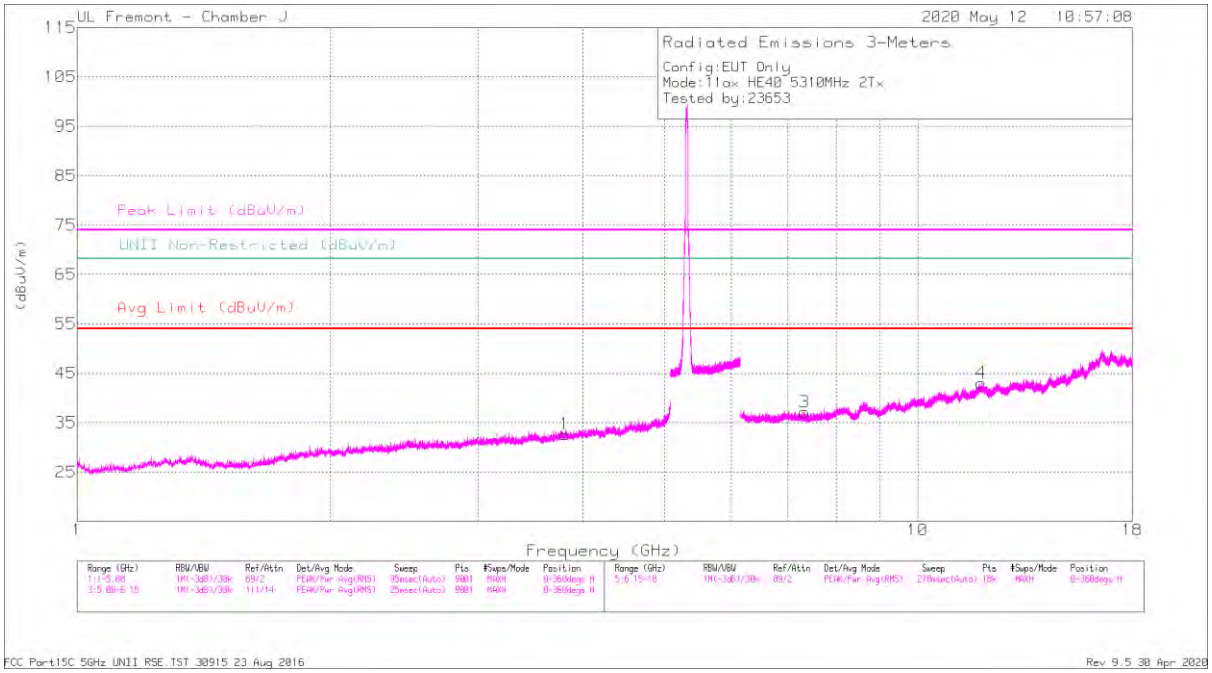

HORIZONTAL

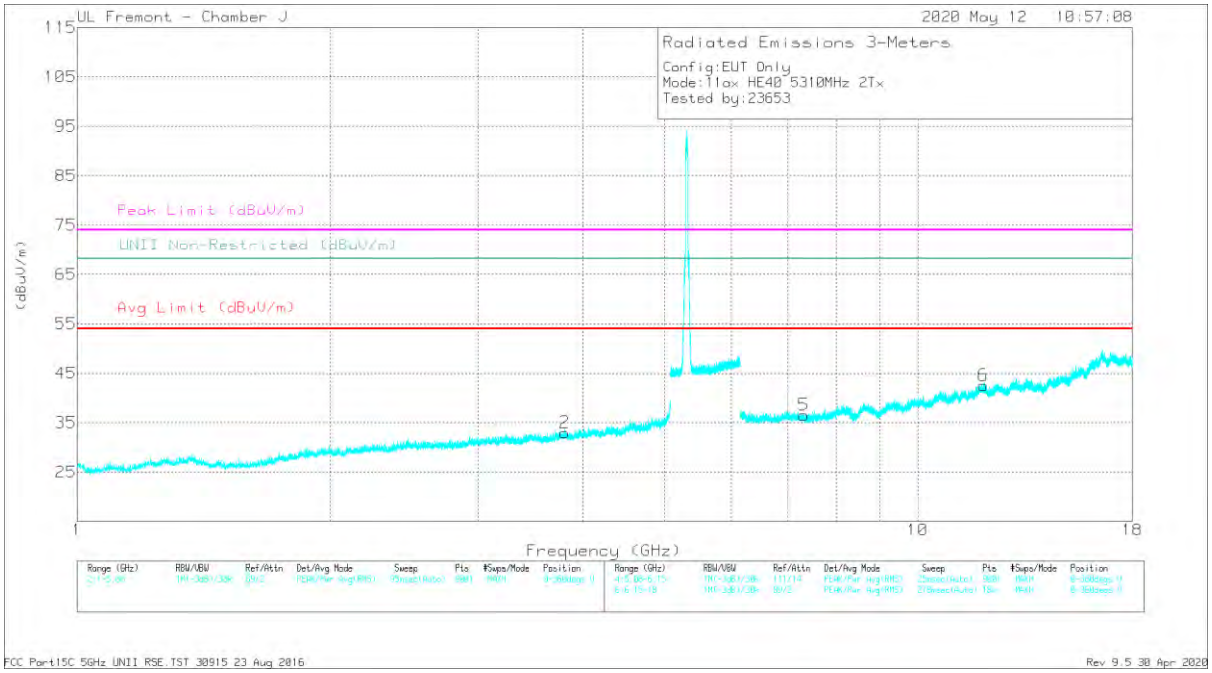

VERTICAL

UL VERIFICATION SERVICES INC.
47173 Benicia Street, Fremont, CA 94538; USA TEL:(510) 319-4000 FAX:(510) 661-0888
This report shall not be reproduced except in full, without the written approval of UL Verification Services Inc.

RADIATED EMISSIONS

Marker	Frequency (GHz)	Meter Reading (dBuV)	Det	AF T344 (dB/m)	Amp/Cbl/Fltr/Pad (dB)	Corrected Reading (dBuV/m)	Avg Limit (dBuV/m)	Margin (dB)	Peak Limit (dBuV/m)	PK Margin (dB)	UNII Non-Restricted (dBuV/m)	PK Margin (dB)	Azimuth (Degs)	Height (cm)	Polarity
1	* 3.80243	40.09	PK-U	33.5	-32.4	41.19	-	-	74	-32.81	-	-	162	244	H
	* 3.80122	29.83	ADR	33.5	-32.4	30.93	54	-23.07	-	-	-	-	162	244	H
2	* 3.80262	39.94	PK-U	33.5	-32.4	41.04	-	-	74	-32.96	-	-	80	386	V
	* 3.80316	30.03	ADR	33.5	-32.4	31.13	54	-22.87	-	-	-	-	80	386	V
3	* 7.33353	36.2	PK-U	35.5	-27.4	44.3	-	-	74	-29.7	-	-	194	265	H
	* 7.33395	26.14	ADR	35.5	-27.4	34.24	54	-19.76	-	-	-	-	194	265	H
4	* 11.89748	34.73	PK-U	38.6	-22.7	50.63	-	-	74	-23.37	-	-	242	168	H
	* 11.89664	23.58	ADR	38.6	-22.7	39.48	54	-14.52	-	-	-	-	242	168	H
5	* 7.32163	37.55	PK-U	35.5	-27.3	45.75	-	-	74	-28.25	-	-	84	210	V
	* 7.32179	26.42	ADR	35.5	-27.3	34.62	54	-19.38	-	-	-	-	84	210	V
6	* 11.9655	33.64	PK-U	38.6	-22.5	49.74	-	-	74	-24.26	-	-	176	164	V
	* 11.96208	23.16	ADR	38.6	-22.5	39.26	54	-14.74	-	-	-	-	176	164	V

* - indicates frequency in CFR47 Pt 15 / IC RSS-Restricted Band
PK-U - U-NII: Maximum Peak
ADR - U-NII AD primary method, RMS average

UL VERIFICATION SERVICES INC.
47173 Benicia Street, Fremont, CA 94538; USA TEL:(510) 319-4000 FAX:(510) 661-0888
This report shall not be reproduced except in full, without the written approval of UL Verification Services Inc.

2TX ANT 5 + ANT 6 OFDMA MODE – 26 Tones, RU Index 17

BANDEDGE (HIGH CHANNEL)

HORIZONTAL RESULT

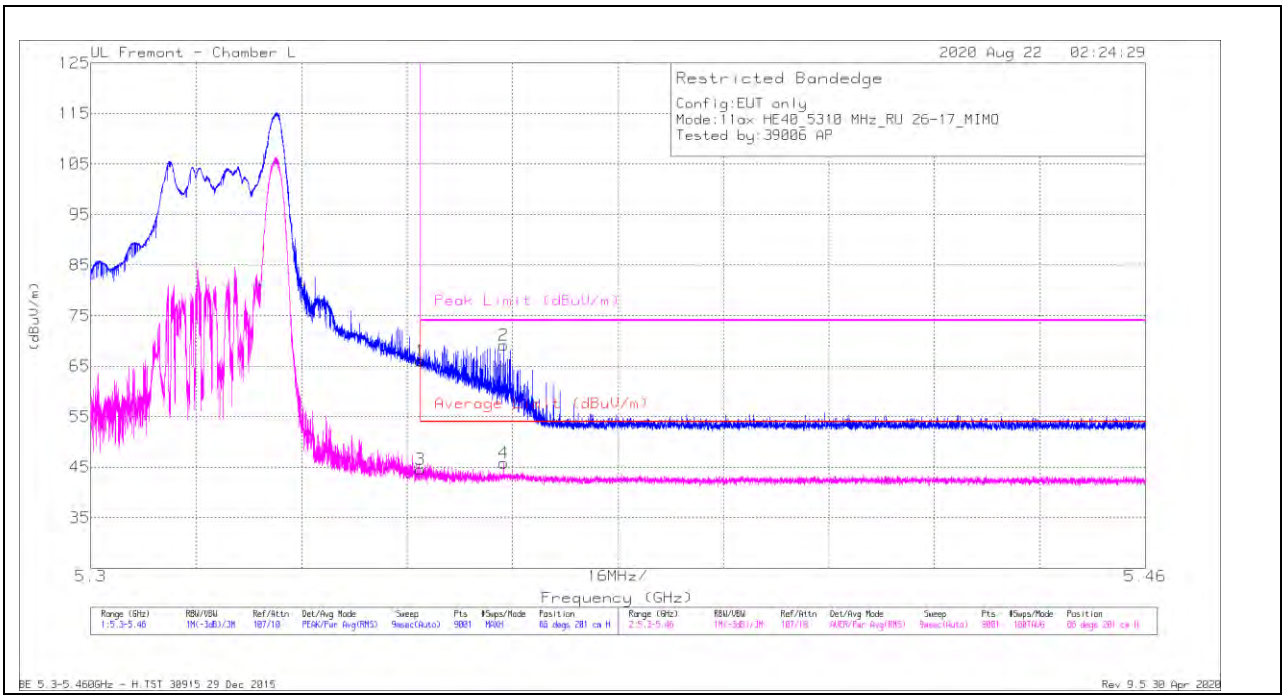

Marker	Frequency (GHz)	Meter Reading (dBuV)	Det	AF 344 (dB/m)	Amp/Cbl/Fltr/Pad (dB)	Corrected Reading (dBuV/m)	Average Limit (dBuV/m)	Margin (dB)	Peak Limit (dBuV/m)	PK Margin (dB)	Azimuth (Degs)	Height (cm)	Polarity
1	* 5.35001	48.69	Pk	34.5	-17.1	66.09	-	-	74	-7.91	86	201	H
2	* 5.36267	51.61	Pk	34.5	-17	69.11	-	-	74	-4.89	86	201	H
3	* 5.35001	27.13	RMS	34.5	-17.1	44.53	54	-9.47	-	-	86	201	H
4	* 5.36265	28.36	RMS	34.5	-17	45.86	54	-8.14	-	-	86	201	H

* - indicates frequency in CFR47 Pt 15 / IC RSS-Restricted Band
Pk - Peak detector
RMS - RMS detection

UL VERIFICATION SERVICES INC.
47173 Benicia Street, Fremont, CA 94538; USA TEL:(510) 319-4000 FAX:(510) 661-0888
This report shall not be reproduced except in full, without the written approval of UL Verification Services Inc.

VERTICAL RESULT

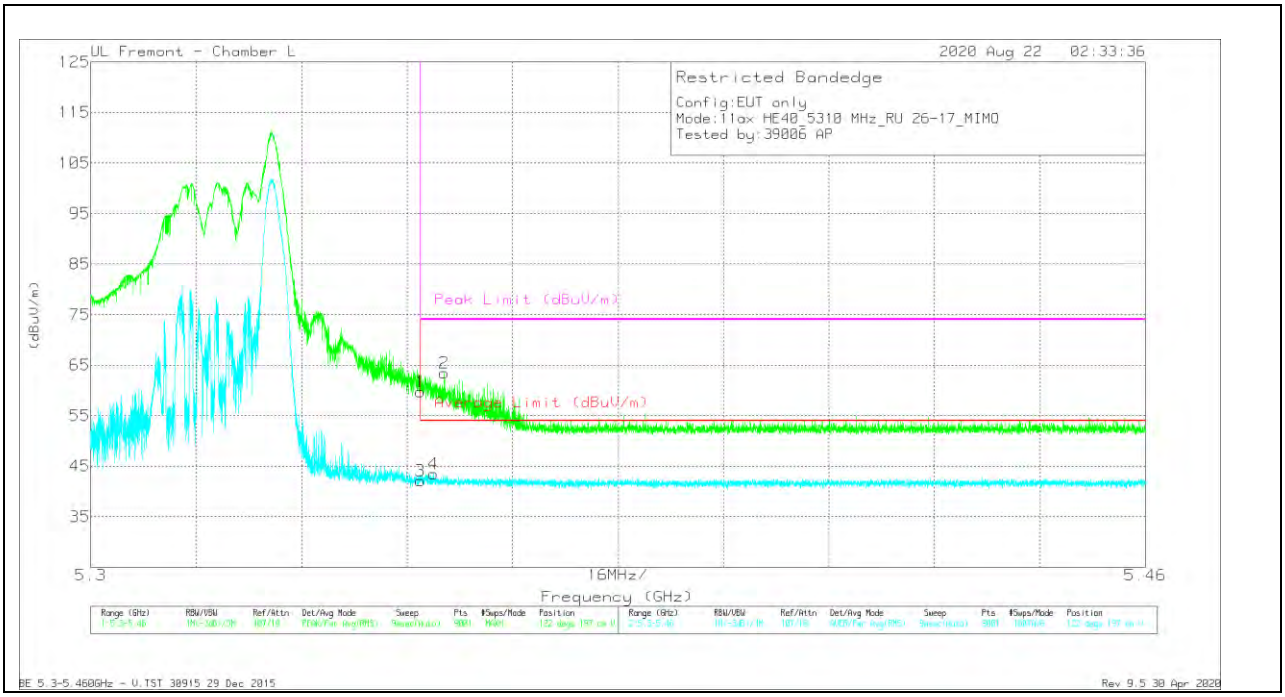

Marker	Frequency (GHz)	Meter Reading (dBuV)	Det	AF 344 (dB/m)	Amp/Cbl/Fltr/Pad (dB)	Corrected Reading (dBuV/m)	Average Limit (dBuV/m)	Margin (dB)	Peak Limit (dBuV/m)	PK Margin (dB)	Azimuth (Degs)	Height (cm)	Polarity
1	* 5.35001	42.29	Pk	34.5	-17.1	59.69	-	-	74	-14.31	122	197	V
2	* 5.35365	46.03	Pk	34.5	-17.1	63.43	-	-	74	-10.57	122	197	V
3	* 5.35001	24.65	RMS	34.5	-17.1	42.05	54	-11.95	-	-	122	197	V
4	* 5.35198	26.05	RMS	34.5	-17.1	43.45	54	-10.55	-	-	122	197	V

* - indicates frequency in CFR47 Pt 15 / IC RSS-Restricted Band
Pk - Peak detector
RMS - RMS detection

UL VERIFICATION SERVICES INC.
47173 Benicia Street, Fremont, CA 94538; USA TEL:(510) 319-4000 FAX:(510) 661-0888
This report shall not be reproduced except in full, without the written approval of UL Verification Services Inc.

HARMONICS AND SPURIOUS EMISSIONS

LOW CHANNEL RESULTS

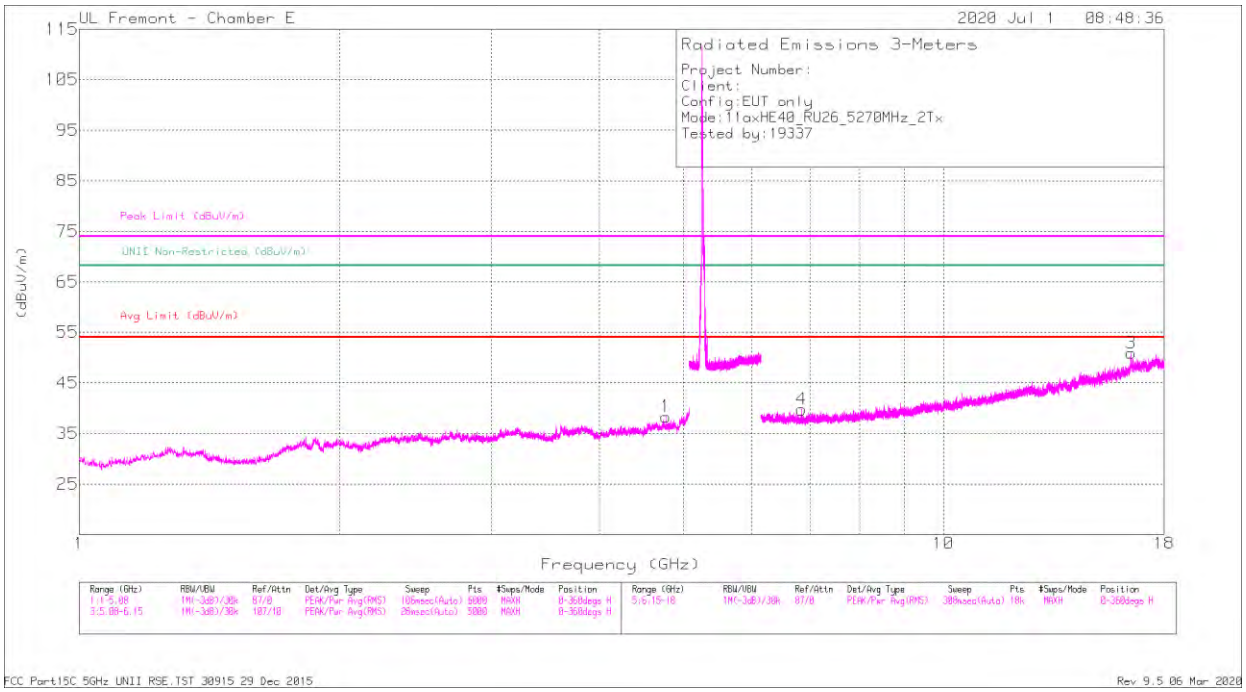

HORIZONTAL

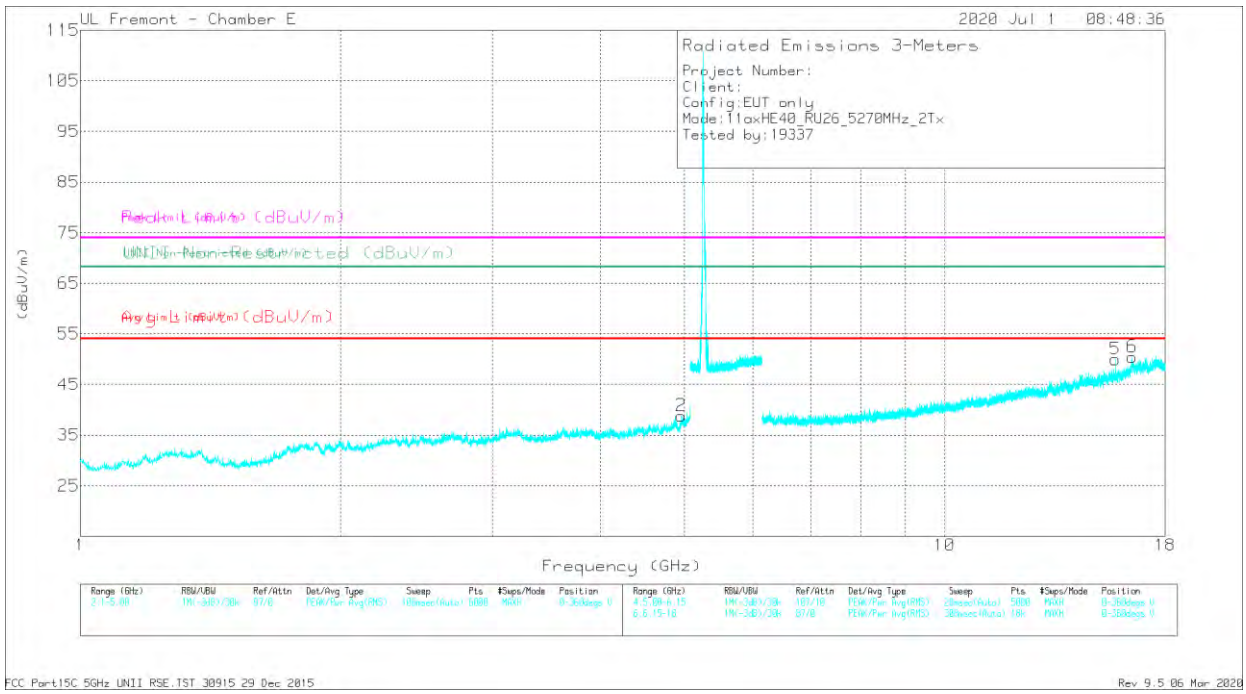

VERTICAL

UL VERIFICATION SERVICES INC.
47173 Benicia Street, Fremont, CA 94538; USA TEL:(510) 319-4000 FAX:(510) 661-0888
This report shall not be reproduced except in full, without the written approval of UL Verification Services Inc.

RADIATED EMISSIONS

Marker	Frequency (GHz)	Meter Reading (dBuV)	Det	AF T712 (dB/m)	Amp/Cbl/Fltr/Pad (dB)	Corrected Reading (dBuV/m)	Avg Limit (dBuV/m)	Margin (dB)	Peak Limit (dBuV/m)	PK Margin (dB)	UNII Non-Restricted (dBuV/m)	PK Margin (dB)	Azimuth (Degs)	Height (cm)	Polarity
1	* 4.77586	41.83	PK-U	34.2	-31.4	44.63	-	-	74	-29.37	-	-	80	265	H
	* 4.77484	29.42	ADR	34.2	-31.4	32.22	54	-21.78	-	-	-	-	80	265	H
2	* 4.95516	41.54	PK-U	34.1	-30.5	45.14	-	-	74	-28.86	-	-	79	143	V
	* 4.95364	30.09	ADR	34.1	-30.5	33.69	54	-20.31	-	-	-	-	79	143	V
5	* 15.75736	35.09	PK-U	40.2	-21.2	54.09	-	-	74	-19.91	-	-	106	203	V
	* 15.75495	23.57	ADR	40.2	-21.3	42.47	54	-11.53	-	-	-	-	106	203	V
4	6.85038	38.82	PK-U	35.7	-28.7	45.82	-	-	-	-	68.2	-22.38	33	296	H
	6.85173	26.77	ADR	35.7	-28.7	33.77	-	-	-	-	-	-	33	296	H
3	16.47462	22.94	ADR	41.4	-18.7	45.64	-	-	-	-	-	-	354	168	H
	16.47597	34.65	PK-U	41.4	-18.7	57.35	-	-	-	-	68.2	-10.85	354	168	H
6	16.47671	34.54	PK-U	41.4	-18.7	57.24	-	-	-	-	68.2	-10.96	146	298	V
	16.4789	23.06	ADR	41.4	-18.7	45.76	-	-	-	-	-	-	146	298	V

* - indicates frequency in CFR47 Pt 15 / IC RSS-Restricted Band
PK-U - U-NII: Maximum Peak
ADR - U-NII AD primary method, RMS average

UL VERIFICATION SERVICES INC.
47173 Benicia Street, Fremont, CA 94538; USA TEL:(510) 319-4000 FAX:(510) 661-0888
This report shall not be reproduced except in full, without the written approval of UL Verification Services Inc.

HIGH CHANNEL RESULTS

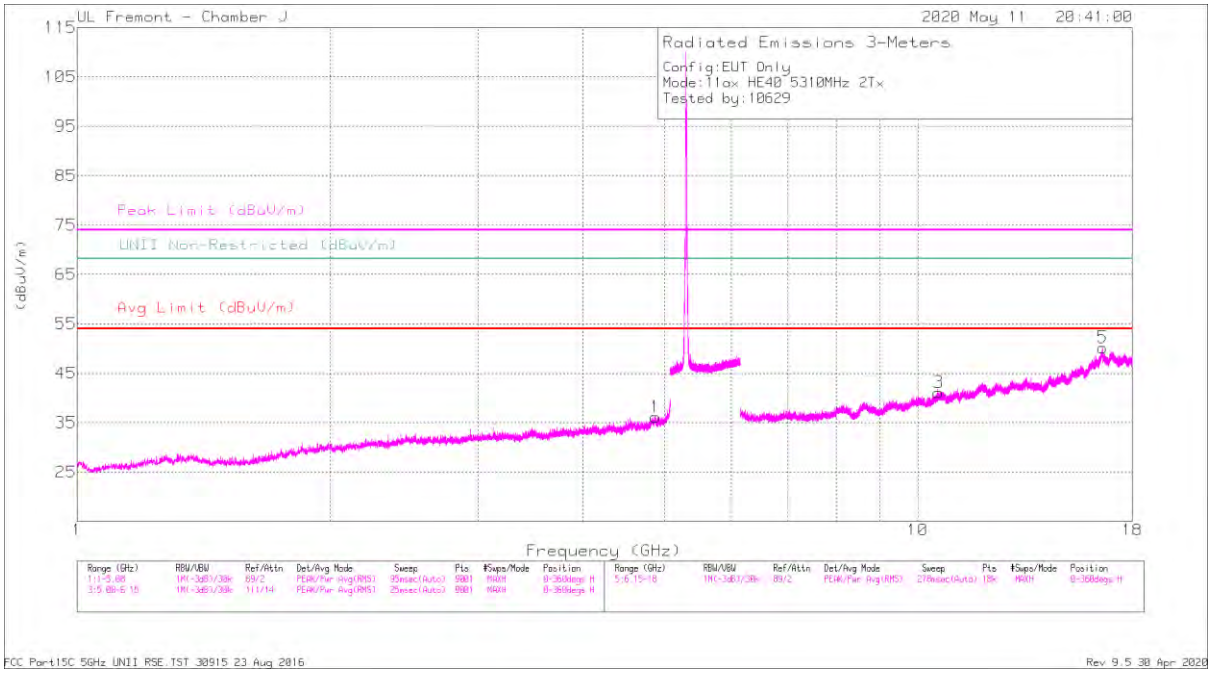

HORIZONTAL

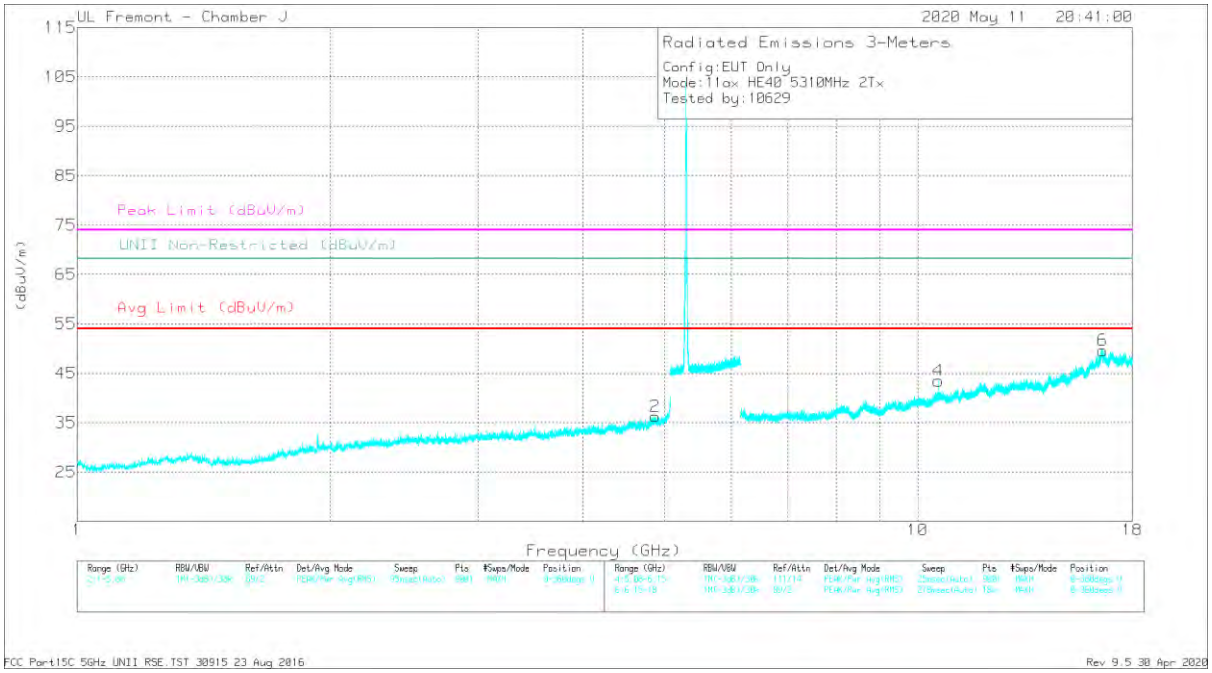

VERTICAL

UL VERIFICATION SERVICES INC.
47173 Benicia Street, Fremont, CA 94538; USA TEL:(510) 319-4000 FAX:(510) 661-0888
This report shall not be reproduced except in full, without the written approval of UL Verification Services Inc.

RADIATED EMISSIONS

Marker	Frequency (GHz)	Meter Reading (dBuV)	Det	AF T344 (dB/m)	Amp/Cbl/Fltr/Pad (dB)	Corrected Reading (dBuV/m)	Avg Limit (dBuV/m)	Margin (dB)	Peak Limit (dBuV/m)	PK Margin (dB)	UNII Non-Restricted (dBuV/m)	PK Margin (dB)	Azimuth (Degs)	Height (cm)	Polarity
1	* 4.87558	39.73	PK-U	34.2	-29.7	44.23	-	-	74	-29.77	-	-	131	168	H
	* 4.87428	29.8	ADR	34.1	-29.7	34.2	54	-19.8	-	-	-	-	131	168	H
2	* 4.87345	39.71	PK-U	34.1	-29.7	44.11	-	-	74	-29.89	-	-	170	199	V
	* 4.87693	29.66	ADR	34.2	-29.7	34.16	54	-19.84	-	-	-	-	170	199	V
3	10.58379	38.83	PK-U	37.9	-24.8	51.93	-	-	-	-	68.2	-16.27	228	101	H
5	16.59585	33.89	PK-U	42.2	-19	57.09	-	-	-	-	68.2	-11.11	87	179	H
4	10.58429	39.75	PK-U	37.9	-24.8	52.85	-	-	-	-	68.2	-15.35	277	101	V
6	16.59654	33.78	PK-U	42.1	-19	56.88	-	-	-	-	68.2	-11.32	28	152	V

* - indicates frequency in CFR47 Pt 15 / IC RSS-Restricted Band
PK-U - U-NII: Maximum Peak
ADR - U-NII AD primary method, RMS average

UL VERIFICATION SERVICES INC.
47173 Benicia Street, Fremont, CA 94538; USA TEL:(510) 319-4000 FAX:(510) 661-0888
This report shall not be reproduced except in full, without the written approval of UL Verification Services Inc.

1.1.12. TX ABOVE 1 GHz 802.11ax HE80 MODE IN THE 5.3 GHz BAND

1TX ANT 5 – SU, RU Index 67

BANDEDGE (MID CHANNEL)

HORIZONTAL RESULT

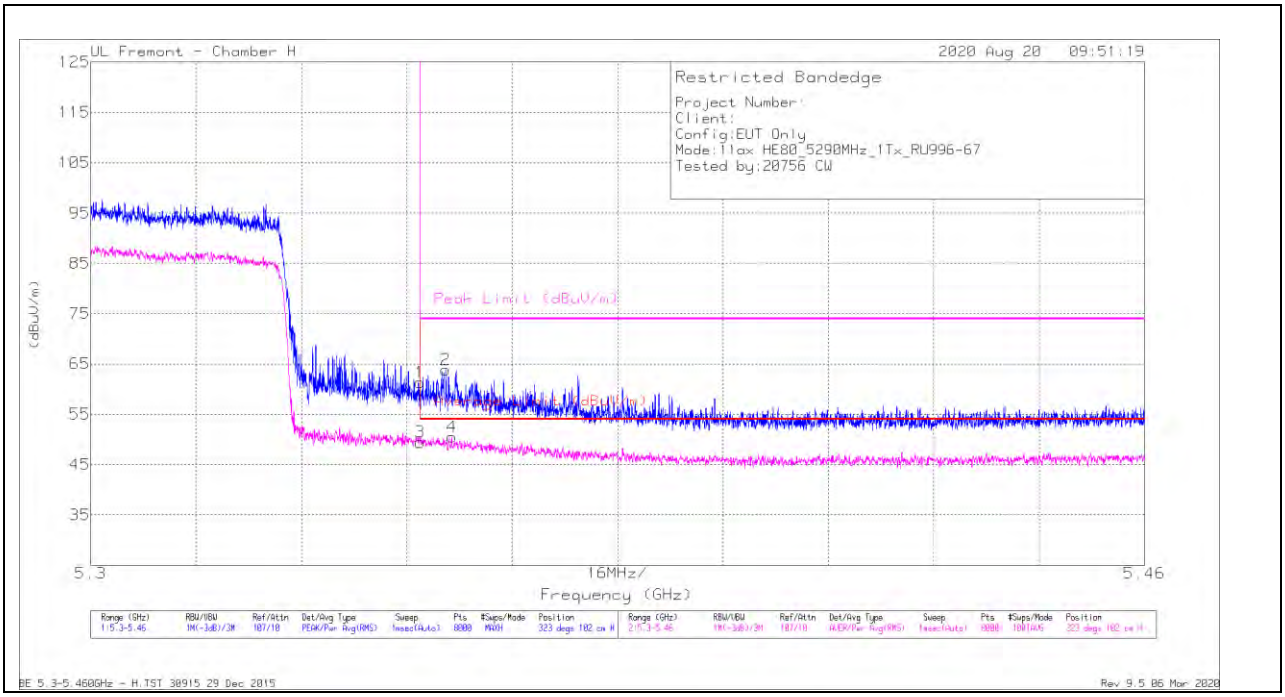

Marker	Frequency (GHz)	Meter Reading (dBuV)	Det	AF T863 (dB/m)	Amp/Cbl/Fltr/Pad (dB)	Corrected Reading (dBuV/m)	Average Limit (dBuV/m)	Margin (dB)	Peak Limit (dBuV/m)	PK Margin (dB)	Azimuth (Degs)	Height (cm)	Polarity
1	* 5.35001	47.39	Pk	34.9	-20.9	61.39	-	-	74	-12.61	323	102	H
2	* 5.35389	49.89	Pk	34.9	-21	63.79	-	-	74	-10.21	323	102	H
3	* 5.35001	35.45	RMS	34.9	-20.9	49.45	54	-4.55	-	-	323	102	H
4	* 5.35483	36.54	RMS	34.9	-20.9	50.54	54	-3.46	-	-	323	102	H

* - indicates frequency in CFR47 Pt 15 / IC RSS-Restricted Band
Pk - Peak detector
RMS - RMS detection

UL VERIFICATION SERVICES INC.
47173 Benicia Street, Fremont, CA 94538; USA TEL:(510) 319-4000 FAX:(510) 661-0888
This report shall not be reproduced except in full, without the written approval of UL Verification Services Inc.

VERTICAL RESULT

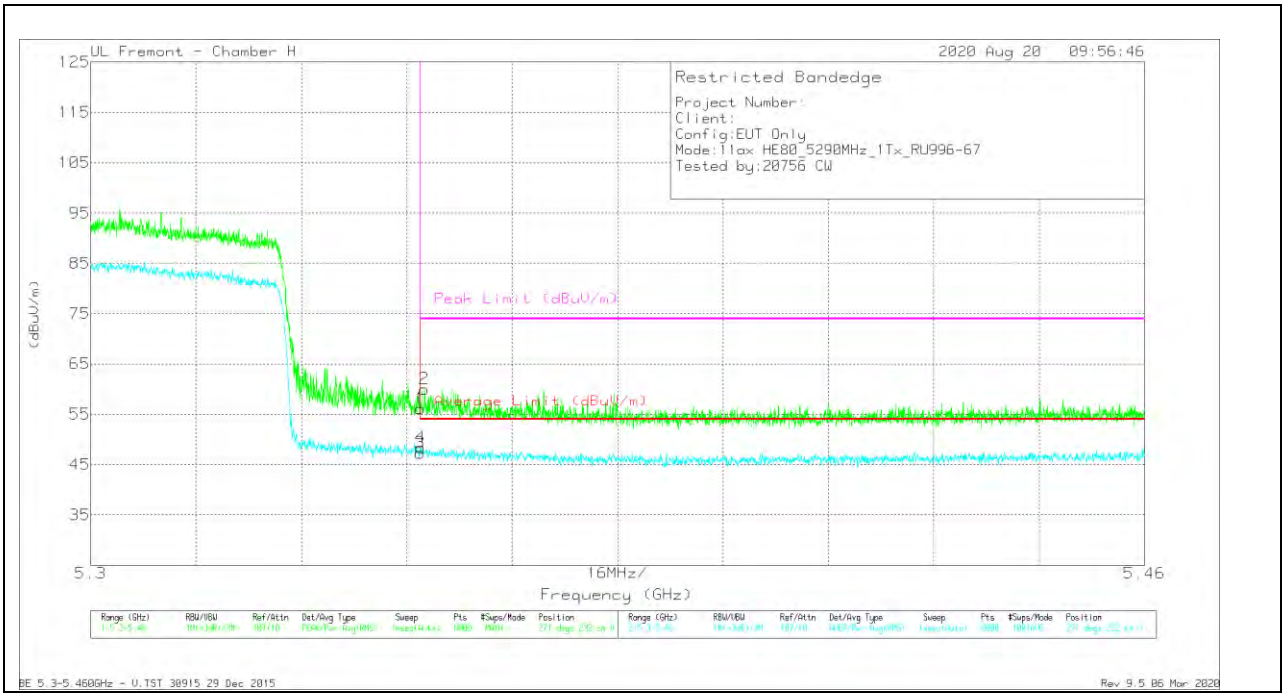

Marker	Frequency (GHz)	Meter Reading (dBuV)	Det	AF T863 (dB/m)	Amp/Cbl/Fltr/Pad (dB)	Corrected Reading (dBuV/m)	Average Limit (dBuV/m)	Margin (dB)	Peak Limit (dBuV/m)	PK Margin (dB)	Azimuth (Degs)	Height (cm)	Polarity
1	* 5.35001	42.09	Pk	34.9	-20.9	56.09	-	-	74	-17.91	271	232	V
2	* 5.35069	46.04	Pk	34.9	-20.9	60.04	-	-	74	-13.96	271	232	V
3	* 5.35001	33.33	RMS	34.9	-20.9	47.33	54	-6.67	-	-	271	232	V
4	* 5.35007	34.36	RMS	34.9	-20.9	48.36	54	-5.64	-	-	271	232	V

* - indicates frequency in CFR47 Pt 15 / IC RSS-Restricted Band
Pk - Peak detector
RMS - RMS detection

UL VERIFICATION SERVICES INC.
47173 Benicia Street, Fremont, CA 94538; USA TEL:(510) 319-4000 FAX:(510) 661-0888
This report shall not be reproduced except in full, without the written approval of UL Verification Services Inc.

1TX ANT 5 – 26 Tones, RU Index 36

BANDEDGE (MID CHANNEL)

HORIZONTAL RESULT

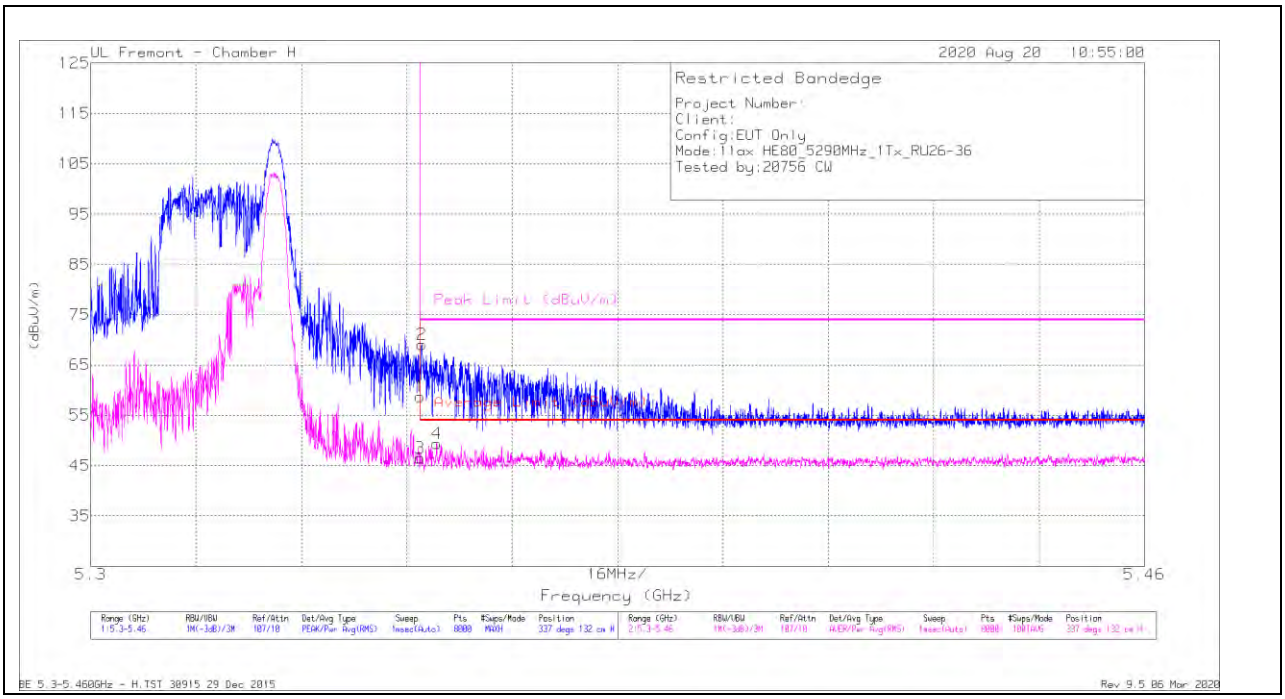

Marker	Frequency (GHz)	Meter Reading (dBuV)	Det	AF T863 (dB/m)	Amp/Cbl/Fltr/Pad (dB)	Corrected Reading (dBuV/m)	Average Limit (dBuV/m)	Margin (dB)	Peak Limit (dBuV/m)	PK Margin (dB)	Azimuth (Degs)	Height (cm)	Polarity
1	* 5.35001	44.78	Pk	34.9	-20.9	58.78	-	-	74	-15.22	337	132	H
2	* 5.35025	55.04	Pk	34.9	-20.9	69.04	-	-	74	-4.96	337	132	H
3	* 5.35001	32.49	RMS	34.9	-20.9	46.49	54	-7.51	-	-	337	132	H
4	* 5.35253	35.47	RMS	34.9	-21	49.37	54	-4.63	-	-	337	132	H

* - indicates frequency in CFR47 Pt 15 / IC RSS-Restricted Band
Pk - Peak detector
RMS - RMS detection

UL VERIFICATION SERVICES INC.
47173 Benicia Street, Fremont, CA 94538; USA TEL:(510) 319-4000 FAX:(510) 661-0888
This report shall not be reproduced except in full, without the written approval of UL Verification Services Inc.

VERTICAL RESULT

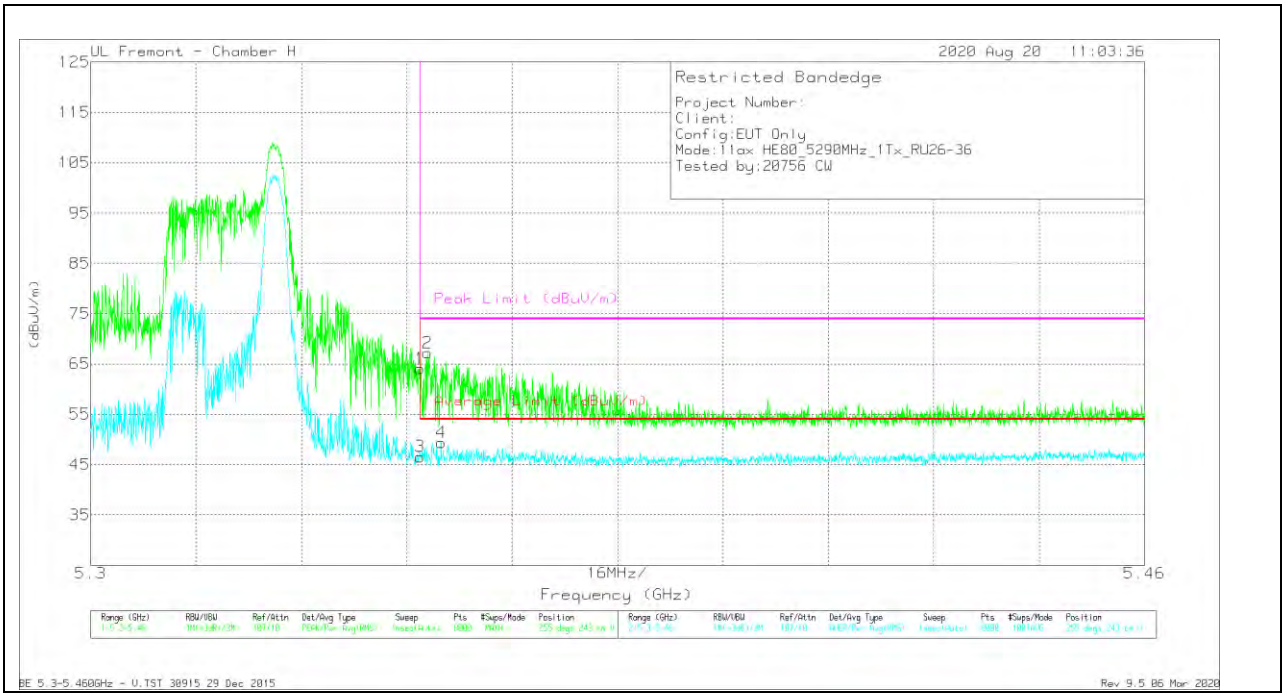

Marker	Frequency (GHz)	Meter Reading (dBuV)	Det	AF T863 (dB/m)	Amp/Cbl/Fltr/Pad (dB)	Corrected Reading (dBuV/m)	Average Limit (dBuV/m)	Margin (dB)	Peak Limit (dBuV/m)	PK Margin (dB)	Azimuth (Degs)	Height (cm)	Polarity
1	* 5.35001	50.09	Pk	34.9	-20.9	64.09	-	-	74	-9.91	255	243	V
2	* 5.35115	53.24	Pk	34.9	-20.9	67.24	-	-	74	-6.76	255	243	V
3	* 5.35001	32.58	RMS	34.9	-20.9	46.58	54	-7.42	-	-	255	243	V
4	* 5.35319	35.48	RMS	34.9	-21	49.38	54	-4.62	-	-	255	243	V

* - indicates frequency in CFR47 Pt 15 / IC RSS-Restricted Band
Pk - Peak detector
RMS - RMS detection

UL VERIFICATION SERVICES INC.
47173 Benicia Street, Fremont, CA 94538; USA TEL:(510) 319-4000 FAX:(510) 661-0888
This report shall not be reproduced except in full, without the written approval of UL Verification Services Inc.

1TX ANT 6 – SU, RU Index 67

BANDEDGE (MID CHANNEL)

HORIZONTAL RESULT

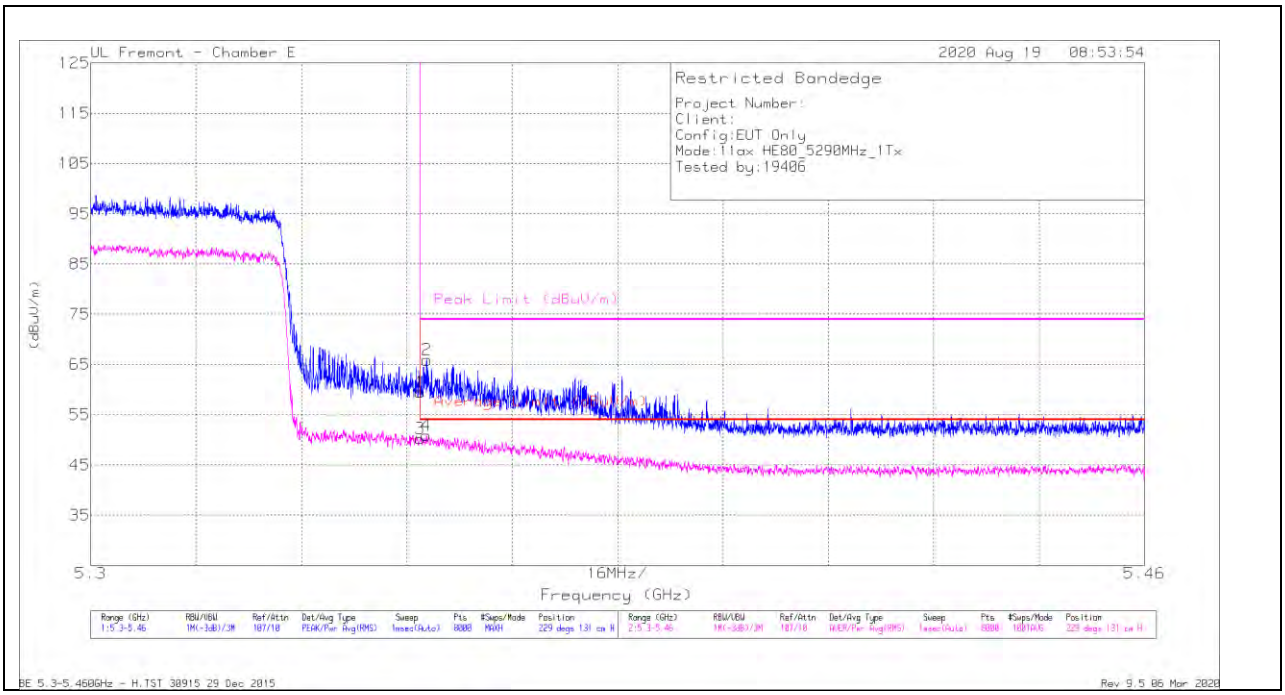

Marker	Frequency (GHz)	Meter Reading (dBuV)	Det	AF T712 (dB/m)	Amp/Cbl/Fltr/Pad (dB)	Corrected Reading (dBuV/m)	Average Limit (dBuV/m)	Margin (dB)	Peak Limit (dBuV/m)	PK Margin (dB)	Azimuth (Degs)	Height (cm)	Polarity
1	* 5.35001	46.79	Pk	34.5	-21.8	59.49	-	-	74	-14.51	229	131	H
2	* 5.35101	53.2	Pk	34.5	-21.8	65.9	-	-	74	-8.1	229	131	H
3	* 5.35001	37.55	RMS	34.5	-21.8	50.25	54	-3.75	-	-	229	131	H
4	* 5.35099	38.14	RMS	34.5	-21.8	50.84	54	-3.16	-	-	229	131	H

* - indicates frequency in CFR47 Pt 15 / IC RSS-Restricted Band
Pk - Peak detector
RMS - RMS detection

UL VERIFICATION SERVICES INC.
47173 Benicia Street, Fremont, CA 94538; USA TEL:(510) 319-4000 FAX:(510) 661-0888
This report shall not be reproduced except in full, without the written approval of UL Verification Services Inc.

VERTICAL RESULT

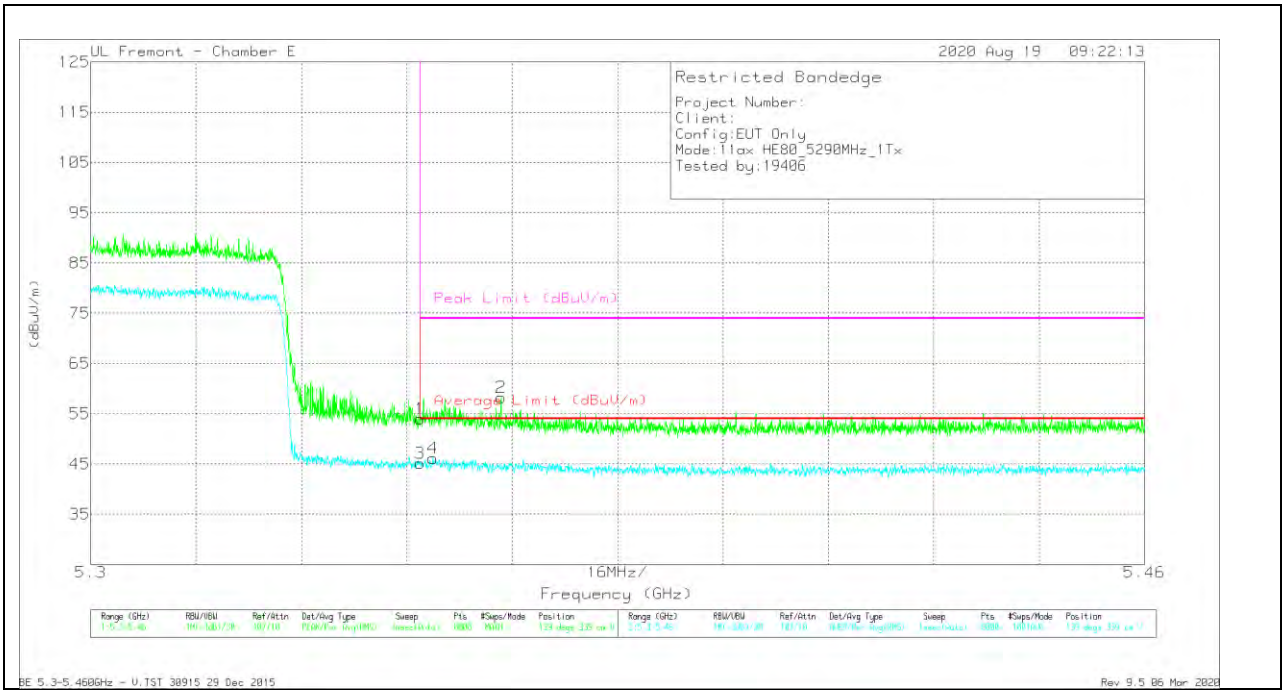

Marker	Frequency (GHz)	Meter Reading (dBuV)	Det	AF T712 (dB/m)	Amp/Cbl/Fltr/Pad (dB)	Corrected Reading (dBuV/m)	Average Limit (dBuV/m)	Margin (dB)	Peak Limit (dBuV/m)	PK Margin (dB)	Azimuth (Degs)	Height (cm)	Polarity
1	* 5.35001	41.32	Pk	34.5	-21.8	54.02	-	-	74	-19.98	139	339	V
2	* 5.36231	45.52	Pk	34.5	-21.8	58.22	-	-	74	-15.78	139	339	V
3	* 5.35001	32.42	RMS	34.5	-21.8	45.12	54	-8.88	-	-	139	339	V
4	* 5.35195	33.31	RMS	34.5	-21.7	46.11	54	-7.89	-	-	139	339	V

* - indicates frequency in CFR47 Pt 15 / IC RSS-Restricted Band
Pk - Peak detector
RMS - RMS detection

UL VERIFICATION SERVICES INC.
47173 Benicia Street, Fremont, CA 94538; USA TEL:(510) 319-4000 FAX:(510) 661-0888
This report shall not be reproduced except in full, without the written approval of UL Verification Services Inc.

1TX ANT 6 – 26 Tones, RU Index 36

BANDEDGE (MID CHANNEL)

HORIZONTAL RESULT

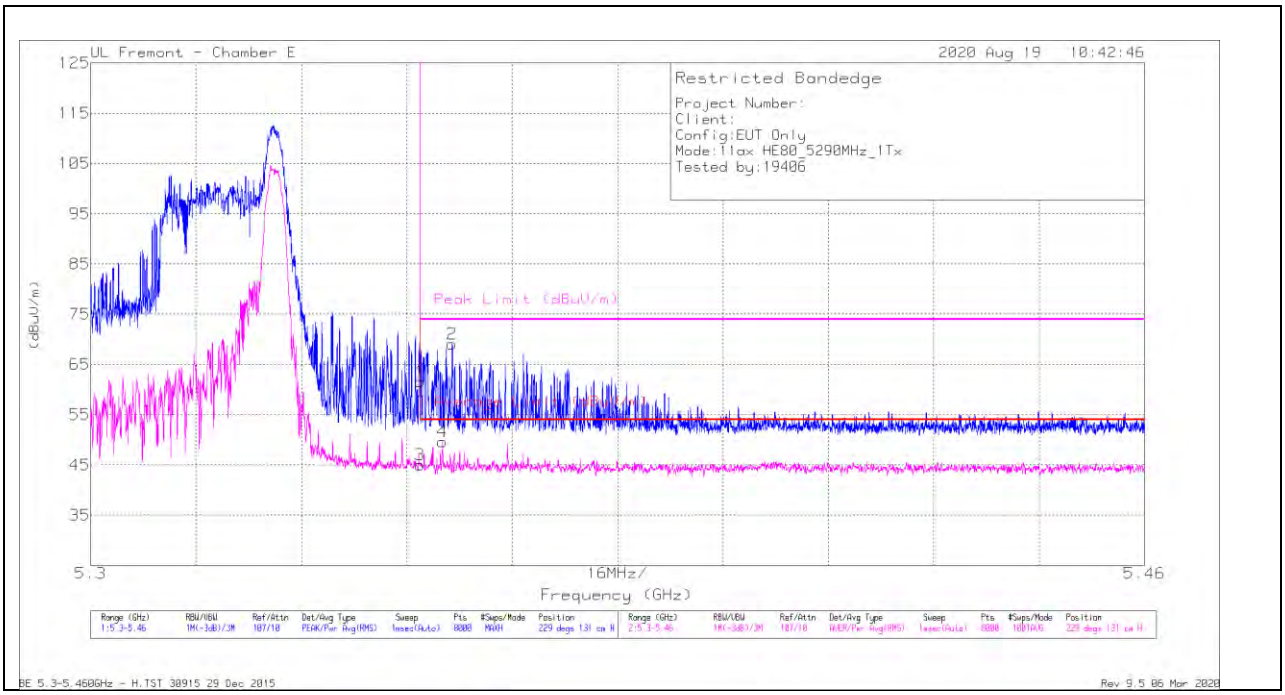

Marker	Frequency (GHz)	Meter Reading (dBuV)	Det	AF T712 (dB/m)	Amp/Cbl/Fltr/Pad (dB)	Corrected Reading (dBuV/m)	Average Limit (dBuV/m)	Margin (dB)	Peak Limit (dBuV/m)	PK Margin (dB)	Azimuth (Degs)	Height (cm)	Polarity
1	* 5.35001	48.95	Pk	34.5	-21.8	61.65	-	-	74	-12.35	229	131	H
2	* 5.35489	56.29	Pk	34.5	-21.7	69.09	-	-	74	-4.91	229	131	H
3	* 5.35001	32.35	RMS	34.5	-21.8	45.05	54	-8.95	-	-	229	131	H
4	* 5.35341	36.85	RMS	34.5	-21.7	49.65	54	-4.35	-	-	229	131	H

* - indicates frequency in CFR47 Pt 15 / IC RSS-Restricted Band
Pk - Peak detector
RMS - RMS detection

UL VERIFICATION SERVICES INC.
47173 Benicia Street, Fremont, CA 94538; USA TEL:(510) 319-4000 FAX:(510) 661-0888
This report shall not be reproduced except in full, without the written approval of UL Verification Services Inc.

VERTICAL RESULT

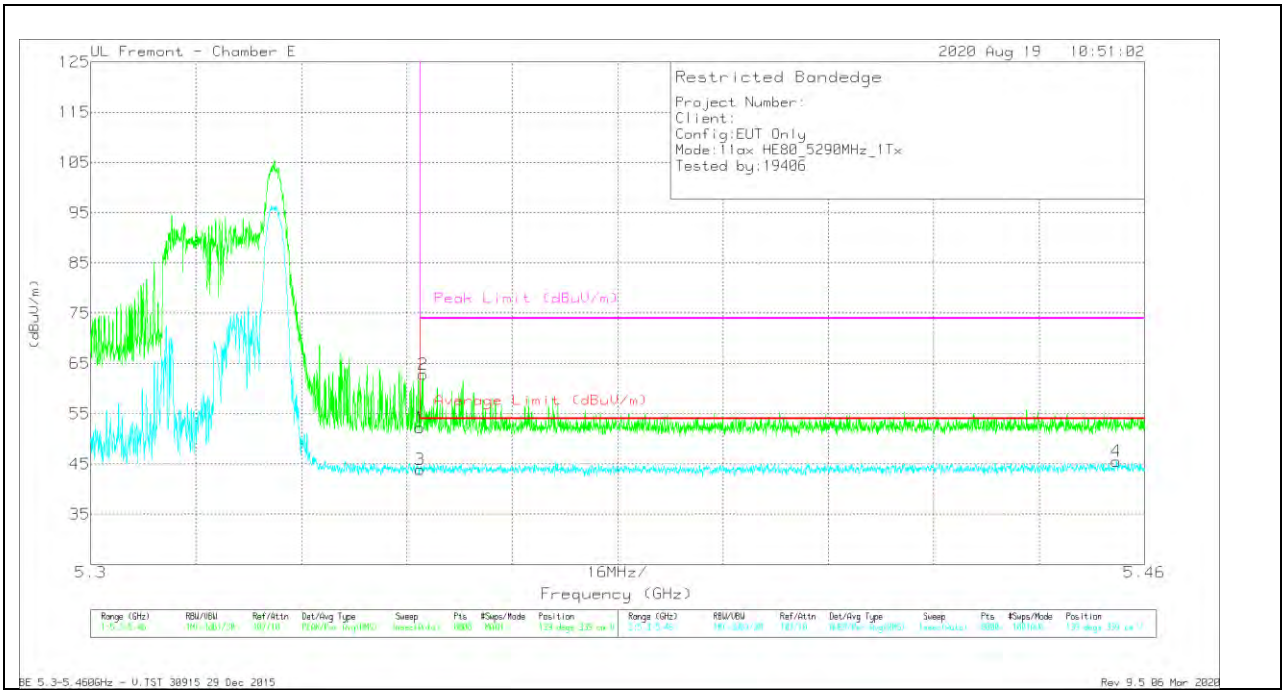

Marker	Frequency (GHz)	Meter Reading (dBuV)	Det	AF T712 (dB/m)	Amp/Cbl/Fltr/Pad (dB)	Corrected Reading (dBuV/m)	Average Limit (dBuV/m)	Margin (dB)	Peak Limit (dBuV/m)	PK Margin (dB)	Azimuth (Degs)	Height (cm)	Polarity
1	* 5.35001	39.59	Pk	34.5	-21.8	52.29	-	-	74	-21.71	139	339	V
2	* 5.35045	50.19	Pk	34.5	-21.8	62.89	-	-	74	-11.11	139	339	V
3	* 5.35001	31.19	RMS	34.5	-21.8	43.89	54	-10.11	-	-	139	339	V
4	* 5.45574	32.68	RMS	34.6	-21.7	45.58	54	-8.42	-	-	139	339	V

* - indicates frequency in CFR47 Pt 15 / IC RSS-Restricted Band
Pk - Peak detector
RMS - RMS detection

UL VERIFICATION SERVICES INC.
47173 Benicia Street, Fremont, CA 94538; USA TEL:(510) 319-4000 FAX:(510) 661-0888
This report shall not be reproduced except in full, without the written approval of UL Verification Services Inc.

2TX ANT 5 + ANT 6 OFDMA MODE – SU, RU Index 67

BANDEDGE (MID CHANNEL)

HORIZONTAL RESULT

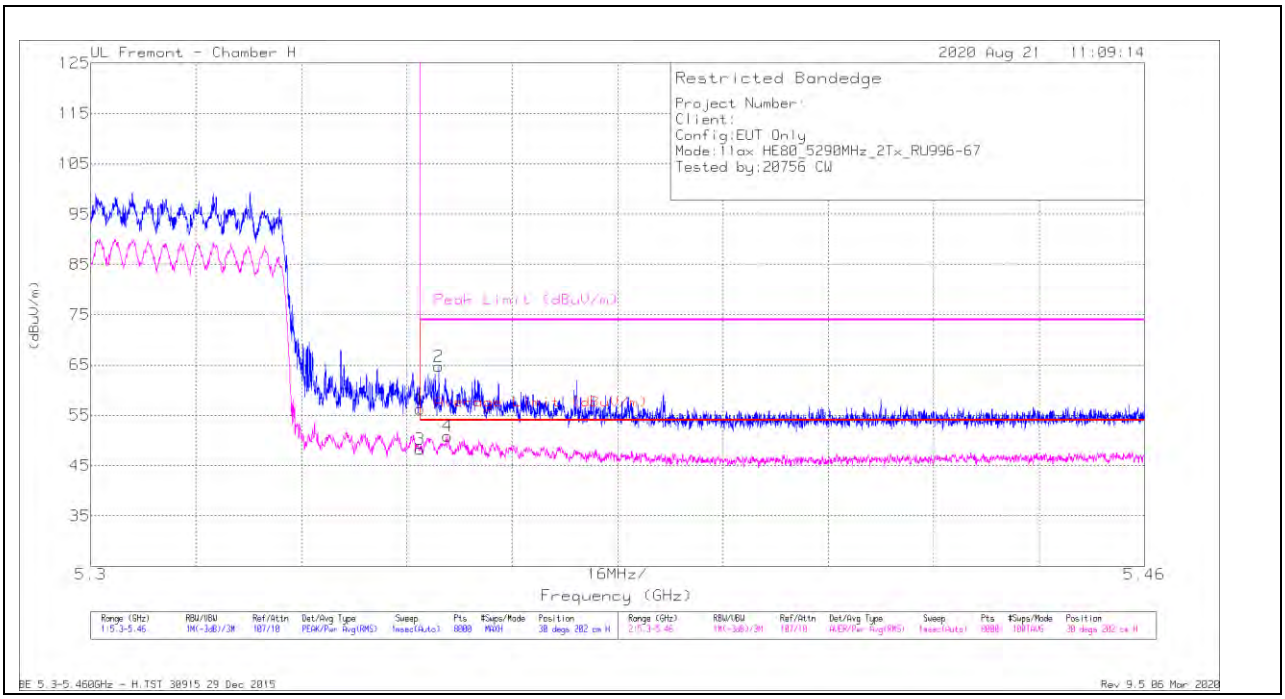

Marker	Frequency (GHz)	Meter Reading (dBuV)	Det	AF T863 (dB/m)	Amp/Cbl/Fltr/Pad (dB)	Corrected Reading (dBuV/m)	Average Limit (dBuV/m)	Margin (dB)	Peak Limit (dBuV/m)	PK Margin (dB)	Azimuth (Degs)	Height (cm)	Polarity
1	* 5.35001	42.2	Pk	34.9	-20.9	56.2	-	-	74	-17.8	30	202	H
2	* 5.35285	50.77	Pk	34.9	-21	64.67	-	-	74	-9.33	30	202	H
3	* 5.35001	34.22	RMS	34.9	-20.9	48.22	54	-5.78	-	-	30	202	H
4	* 5.35419	36.95	RMS	34.9	-21	50.85	54	-3.15	-	-	30	202	H

* - indicates frequency in CFR47 Pt 15 / IC RSS-Restricted Band
Pk - Peak detector
RMS - RMS detection

UL VERIFICATION SERVICES INC.
47173 Benicia Street, Fremont, CA 94538; USA TEL:(510) 319-4000 FAX:(510) 661-0888
This report shall not be reproduced except in full, without the written approval of UL Verification Services Inc.

VERTICAL RESULT

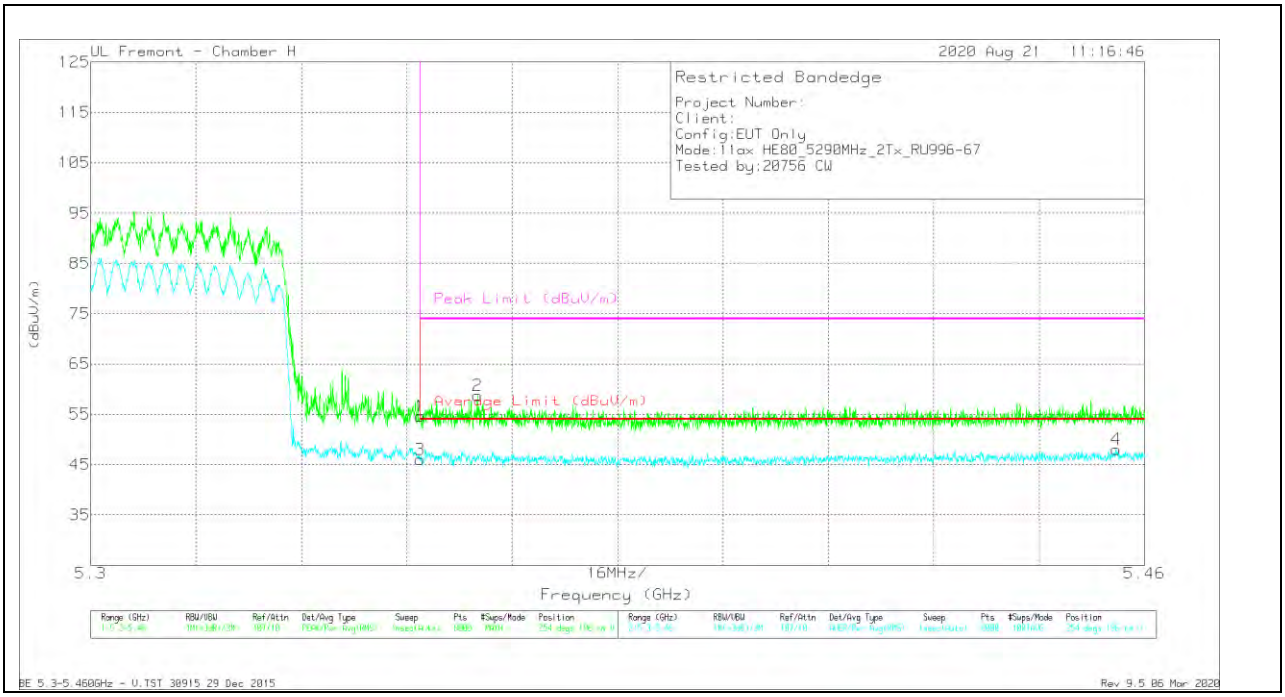

Marker	Frequency (GHz)	Meter Reading (dBuV)	Det	AF T863 (dB/m)	Amp/Cbl/Fltr/Pad (dB)	Corrected Reading (dBuV/m)	Average Limit (dBuV/m)	Margin (dB)	Peak Limit (dBuV/m)	PK Margin (dB)	Azimuth (Degs)	Height (cm)	Polarity
1	* 5.35001	40.67	Pk	34.9	-20.9	54.67	-	-	74	-19.33	254	196	V
2	* 5.35873	44.7	Pk	34.9	-20.9	58.7	-	-	74	-15.3	254	196	V
3	* 5.35001	31.97	RMS	34.9	-20.9	45.97	54	-8.03	-	-	254	196	V
4	* 5.45568	33.67	RMS	35.3	-20.9	48.07	54	-5.93	-	-	254	196	V

* - indicates frequency in CFR47 Pt 15 / IC RSS-Restricted Band
Pk - Peak detector
RMS - RMS detection

UL VERIFICATION SERVICES INC.
47173 Benicia Street, Fremont, CA 94538; USA TEL:(510) 319-4000 FAX:(510) 661-0888
This report shall not be reproduced except in full, without the written approval of UL Verification Services Inc.

HARMONICS AND SPURIOUS EMISSIONS

MID CHANNEL RESULTS

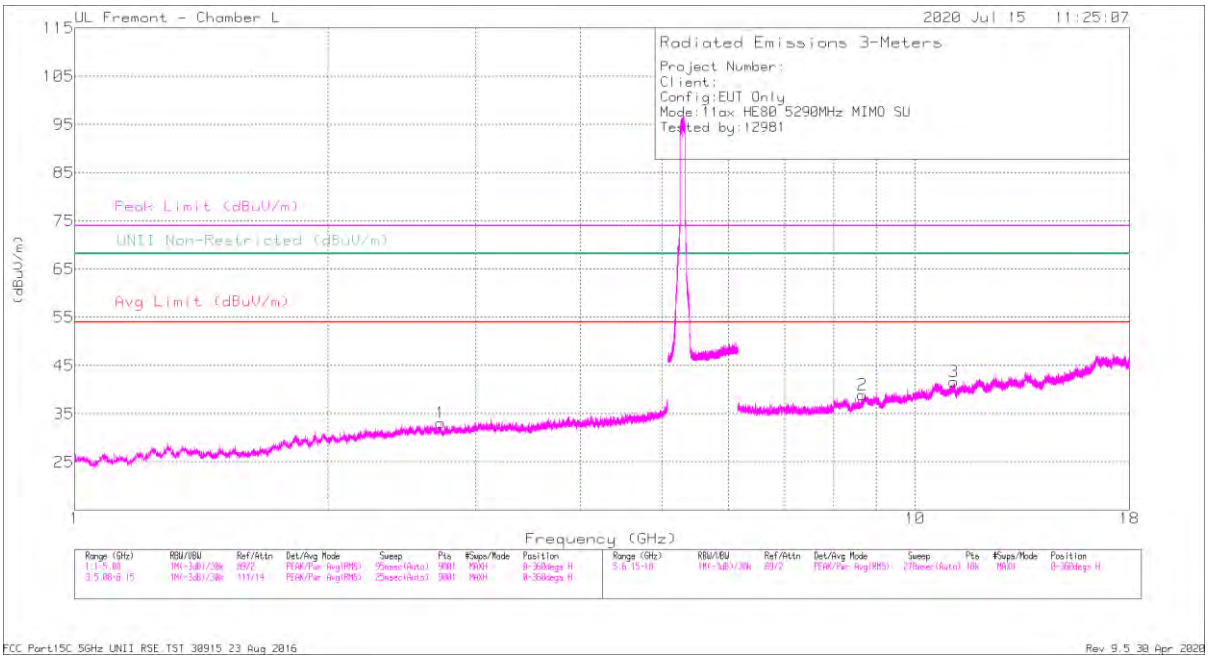

HORIZONTAL

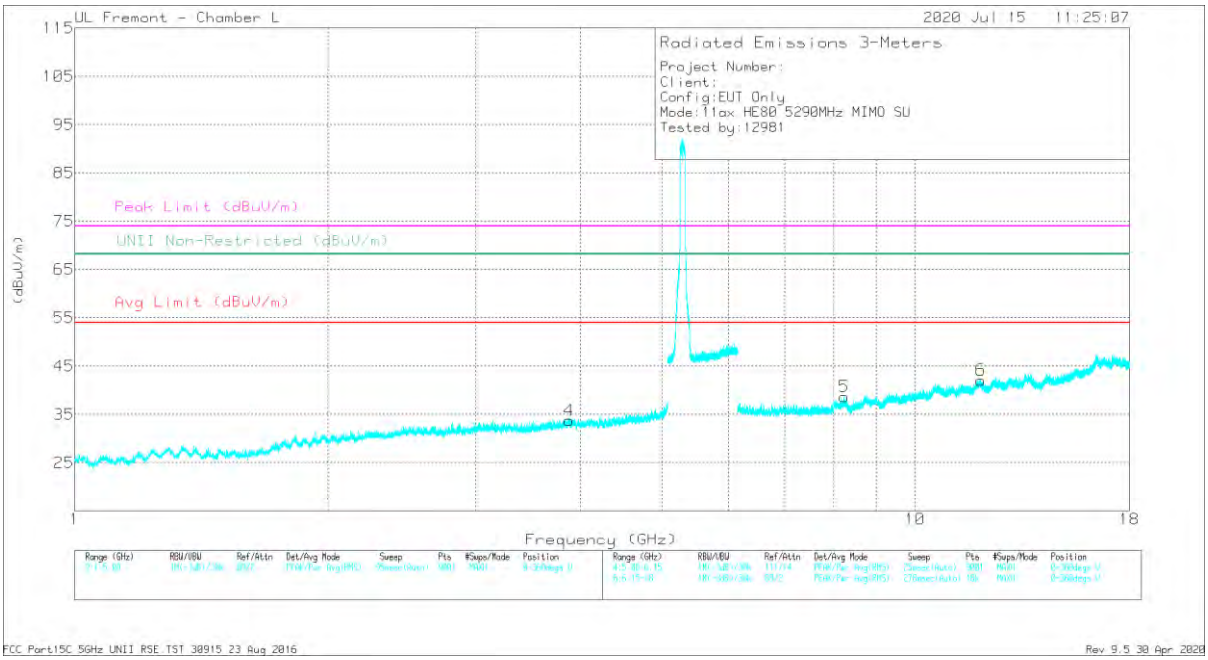

VERTICAL

UL VERIFICATION SERVICES INC.
47173 Benicia Street, Fremont, CA 94538; USA TEL:(510) 319-4000 FAX:(510) 661-0888
This report shall not be reproduced except in full, without the written approval of UL Verification Services Inc.

RADIATED EMISSIONS

Marker	Frequency (GHz)	Meter Reading (dBuV)	Det	AF 344 (dB/m)	Amp/Cbl/Fltr/Pad (dB)	Corrected Reading (dBuV/m)	Avg Limit (dBuV/m)	Margin (dB)	Peak Limit (dBuV/m)	PK Margin (dB)	UNII Non-Restricted (dBuV/m)	PK Margin (dB)	Azimuth (Degs)	Height (cm)	Polarity
1	* 2.72671	38.2	PK-U	32.2	-30.5	39.9	-	-	74	-34.1	-	-	167	110	H
	* 2.72496	28.75	ADR	32.2	-30.5	30.67	54	-23.33	-	-	-	-	167	110	H
4	* 3.87693	36.62	PK-U	33.6	-28.1	42.12	-	-	74	-31.88	-	-	114	119	V
	* 3.87855	27.18	ADR	33.5	-28.1	32.8	54	-21.2	-	-	-	-	114	119	V
2	8.66501	32.8	PK-U	36	-21.9	46.9	-	-	-	-	68.2	-21.3	208	308	H
	8.66721	22.31	ADR	36	-21.9	36.63	-	-	-	-	-	-	208	308	H
3	* 11.13456	30.2	PK-U	38	-19.8	48.4	-	-	74	-25.6	-	-	249	162	H
	* 11.13531	20.12	ADR	38	-19.8	38.54	54	-15.46	-	-	-	-	249	162	H
5	* 8.24276	31.6	PK-U	35.7	-21.5	45.8	-	-	74	-28.2	-	-	63	141	V
	* 8.24276	21.5	ADR	35.7	-21.5	35.92	54	-18.08	-	-	-	-	63	141	V
6	* 11.97695	30.96	PK-U	38.7	-19.5	50.16	-	-	74	-23.84	-	-	301	333	V
	* 11.97551	20.18	ADR	38.7	-19.5	39.6	54	-14.4	-	-	-	-	301	333	V

* - indicates frequency in CFR47 Pt 15 / IC RSS-Restricted Band
PK-U - U-NII: Maximum Peak
ADR - U-NII AD primary method, RMS average

UL VERIFICATION SERVICES INC.
47173 Benicia Street, Fremont, CA 94538; USA TEL:(510) 319-4000 FAX:(510) 661-0888
This report shall not be reproduced except in full, without the written approval of UL Verification Services Inc.

2TX ANT 5 + ANT 6 OFDMA MODE – 26 Tones, RU Index 36

BANDEDGE (MID CHANNEL)

HORIZONTAL RESULT

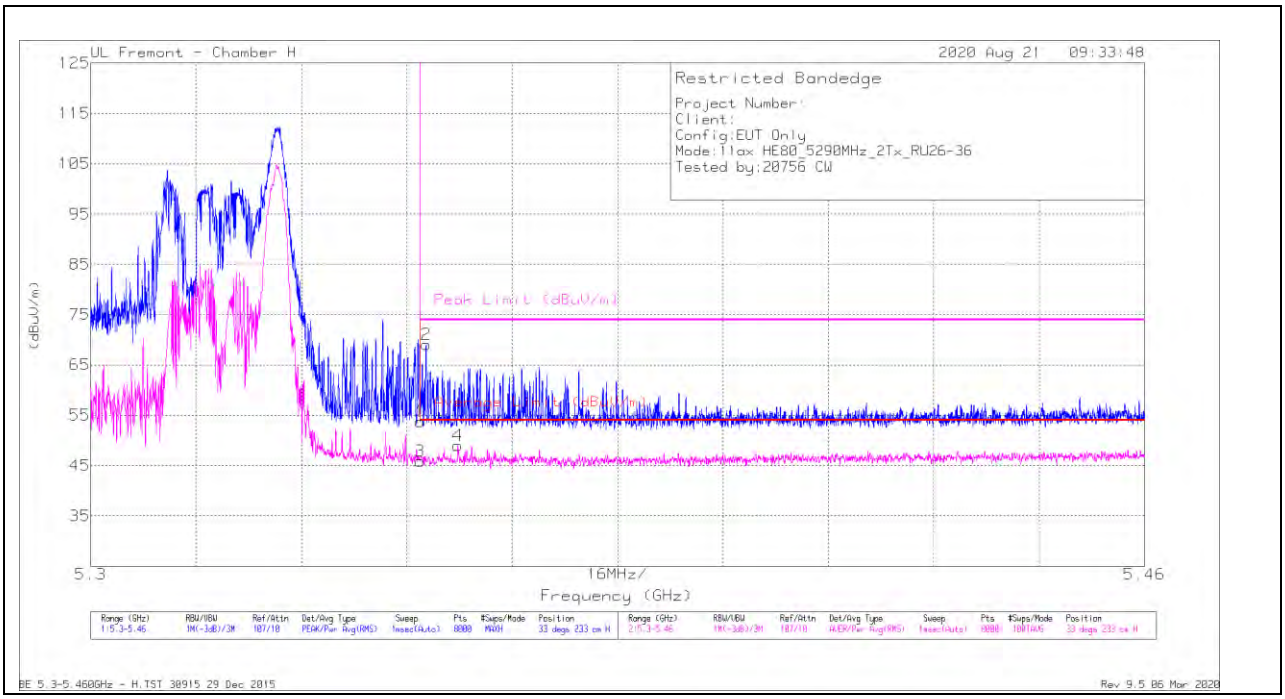

Marker	Frequency (GHz)	Meter Reading (dBuV)	Det	AF T863 (dB/m)	Amp/Cbl/Fltr/Pad (dB)	Corrected Reading (dBuV/m)	Average Limit (dBuV/m)	Margin (dB)	Peak Limit (dBuV/m)	PK Margin (dB)	Azimuth (Degs)	Height (cm)	Polarity
1	* 5.35001	39.75	Pk	34.9	-20.9	53.75	-	-	74	-20.25	33	233	H
2	* 5.35091	55.09	Pk	34.9	-20.9	69.09	-	-	74	-4.91	33	233	H
3	* 5.35001	31.85	RMS	34.9	-20.9	45.85	54	-8.15	-	-	33	233	H
4	* 5.35575	35.05	RMS	34.9	-20.9	49.05	54	-4.95	-	-	33	233	H

* - indicates frequency in CFR47 Pt 15 / IC RSS-Restricted Band
Pk - Peak detector
RMS - RMS detection

UL VERIFICATION SERVICES INC.
47173 Benicia Street, Fremont, CA 94538; USA TEL:(510) 319-4000 FAX:(510) 661-0888
This report shall not be reproduced except in full, without the written approval of UL Verification Services Inc.

VERTICAL RESULT

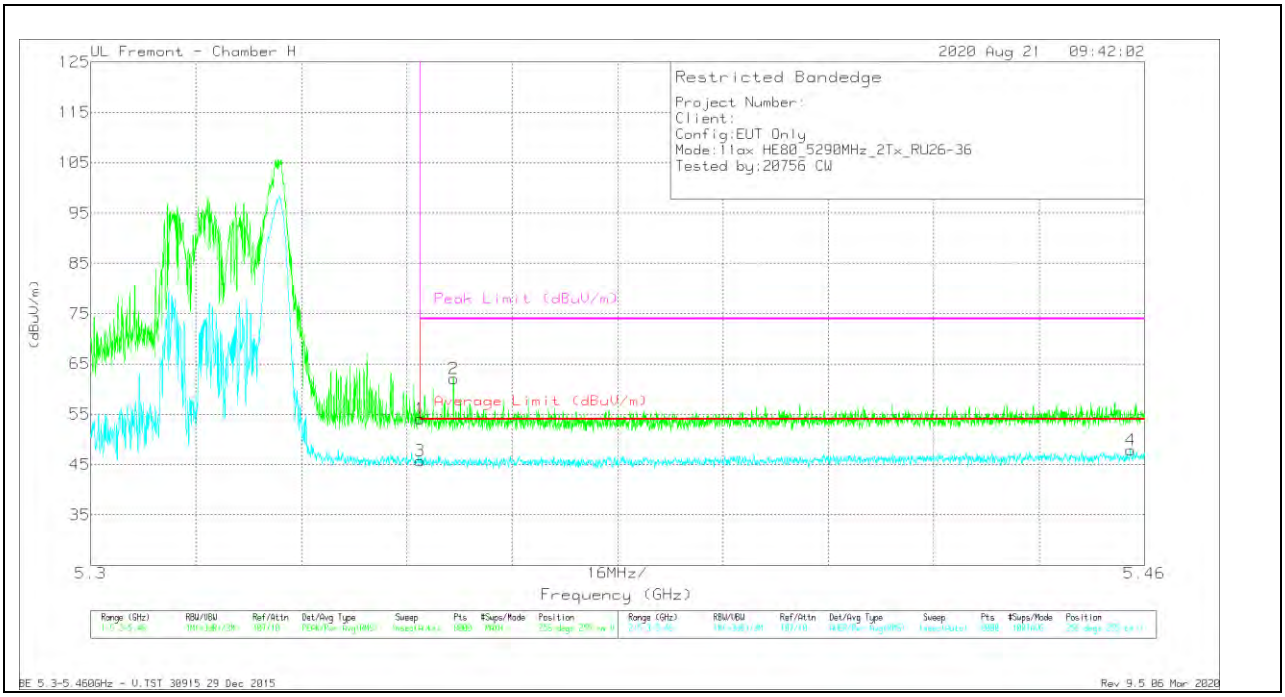

Marker	Frequency (GHz)	Meter Reading (dBuV)	Det	AF T863 (dB/m)	Amp/Cbl/Fltr/Pad (dB)	Corrected Reading (dBuV/m)	Average Limit (dBuV/m)	Margin (dB)	Peak Limit (dBuV/m)	PK Margin (dB)	Azimuth (Degs)	Height (cm)	Polarity
1	* 5.35001	40.1	Pk	34.9	-20.9	54.1	-	-	74	-19.9	256	255	V
2	* 5.35509	48.08	Pk	34.9	-20.9	62.08	-	-	74	-11.92	256	255	V
3	* 5.35001	31.77	RMS	34.9	-20.9	45.77	54	-8.23	-	-	256	255	V
4	* 5.45786	33.45	RMS	35.3	-20.9	47.85	54	-6.15	-	-	256	255	V

* - indicates frequency in CFR47 Pt 15 / IC RSS-Restricted Band
Pk - Peak detector
RMS - RMS detection

UL VERIFICATION SERVICES INC.
47173 Benicia Street, Fremont, CA 94538; USA TEL:(510) 319-4000 FAX:(510) 661-0888
This report shall not be reproduced except in full, without the written approval of UL Verification Services Inc.

HARMONICS AND SPURIOUS EMISSIONS

MID CHANNEL RESULTS

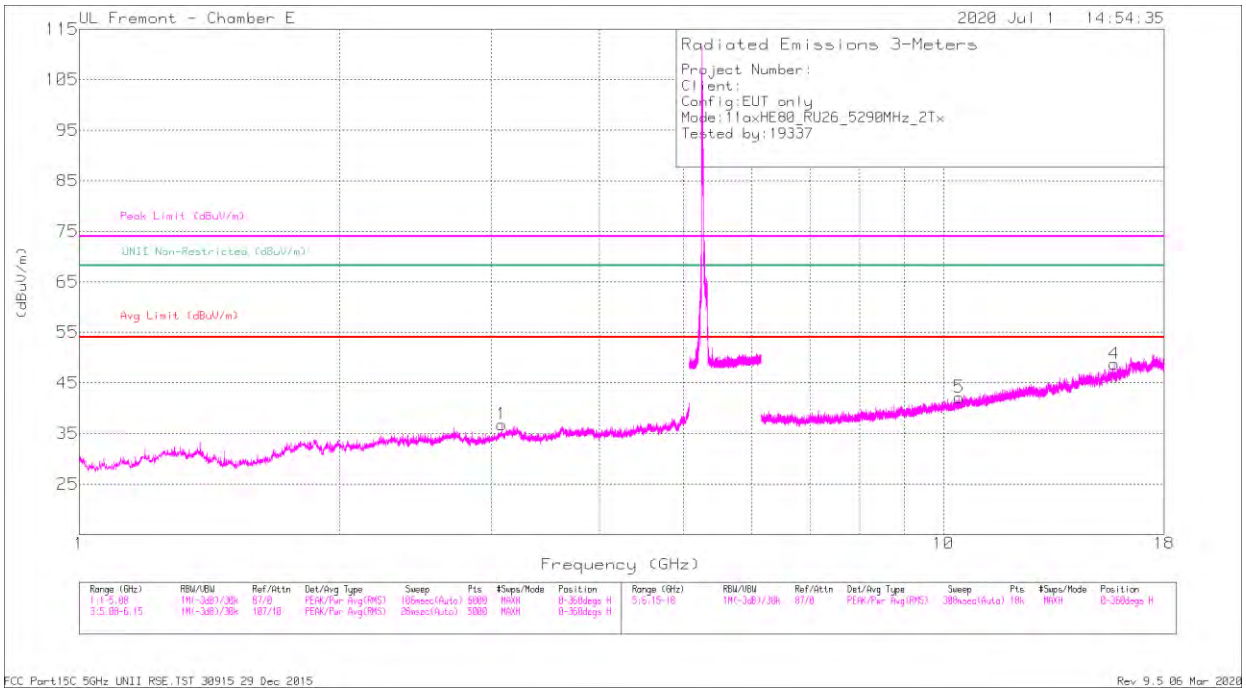

HORIZONTAL

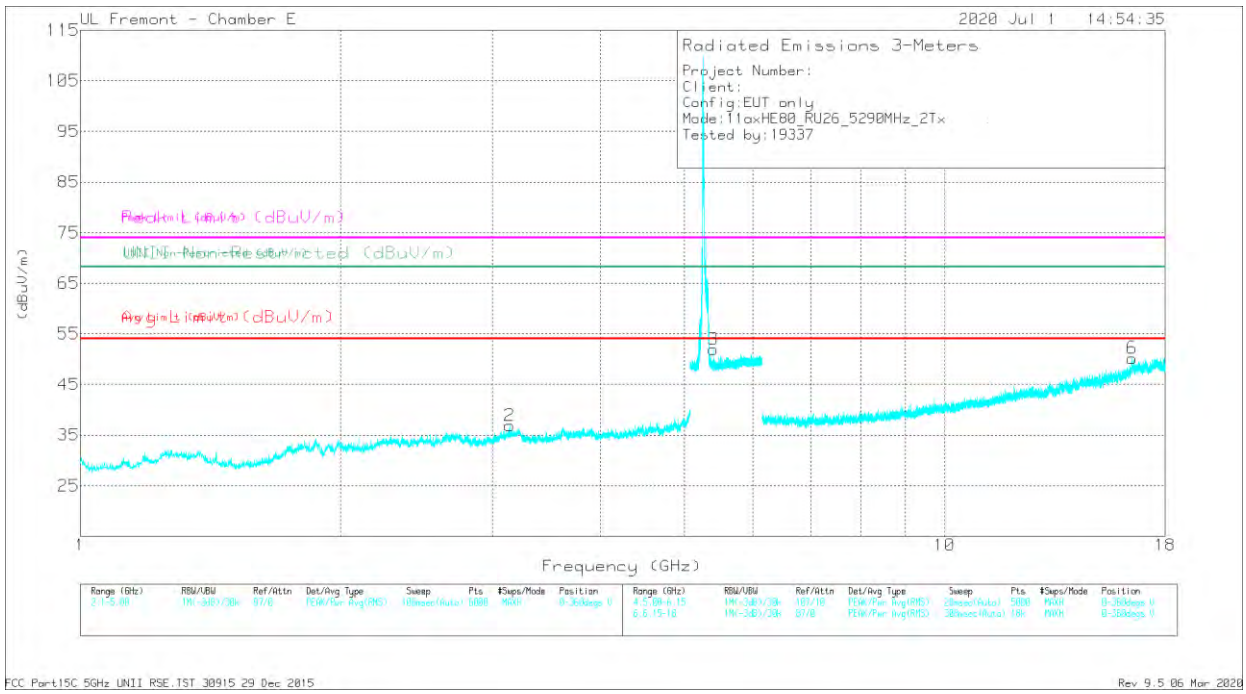

VERTICAL

UL VERIFICATION SERVICES INC.
47173 Benicia Street, Fremont, CA 94538; USA TEL:(510) 319-4000 FAX:(510) 661-0888
This report shall not be reproduced except in full, without the written approval of UL Verification Services Inc.

RADIATED EMISSIONS

Frequency (GHz)	Meter Reading (dBuV)	Det	AF T712 (dB/m)	Amp/Cbl/Fltr/Pad (dB)	Corrected Reading (dBuV/m)	Avg Limit (dBuV/m)	Margin (dB)	Peak Limit (dBuV/m)	PK Margin (dB)	UNII Non-Restricted (dBuV/m)	PK Margin (dB)	Azimuth (Degs)	Height (cm)	Polarity
* 5.40203	43.37	PK-U	34.5	-21.8	56.07	-	-	74	-17.93	-	-	152	202	V
* 5.40232	31.3	ADR	34.5	-21.7	44.1	54	-9.9	-	-	-	-	152	202	V
* 15.7565	35.4	PK-U	40.2	-21.3	54.3	-	-	74	-19.7	-	-	337	358	H
* 15.75348	23.68	ADR	40.2	-21.3	42.58	54	-11.42	-	-	-	-	337	358	H
3.08199	45.26	PK-U	33.1	-35.3	43.06	-	-	-	-	68.2	-25.14	74	297	H
3.08236	33.28	ADR	33.1	-35.3	31.08	-	-	-	-	-	-	74	297	H
3.13697	33.33	ADR	33	-35.1	31.23	-	-	-	-	-	-	167	228	V
3.14064	45.3	PK-U	32.9	-35.1	43.1	-	-	-	-	68.2	-25.1	167	228	V
10.42617	25.58	ADR	37.4	-26.3	36.68	-	-	-	-	-	-	168	101	H
10.42984	37.19	PK-U	37.4	-26.2	48.39	-	-	-	-	68.2	-19.81	168	101	H
16.48944	35.59	PK-U	41.4	-19.2	57.79	-	-	-	-	68.2	-10.41	29	105	V
16.48982	23	ADR	41.4	-19.3	45.1	-	-	-	-	-	-	29	105	V

* - indicates frequency in CFR47 Pt 15 / IC RSS-Restricted Band
PK-U - U-NII: Maximum Peak
ADR - U-NII AD primary method, RMS average

UL VERIFICATION SERVICES INC.
47173 Benicia Street, Fremont, CA 94538; USA TEL:(510) 319-4000 FAX:(510) 661-0888
This report shall not be reproduced except in full, without the written approval of UL Verification Services Inc.

1.1.13. TX ABOVE 1 GHz 802.11n HT20 MODE IN THE 5.6 GHz BAND

1TX ANT 5

BANDEDGE (LOW CHANNEL)

HORIZONTAL RESULT

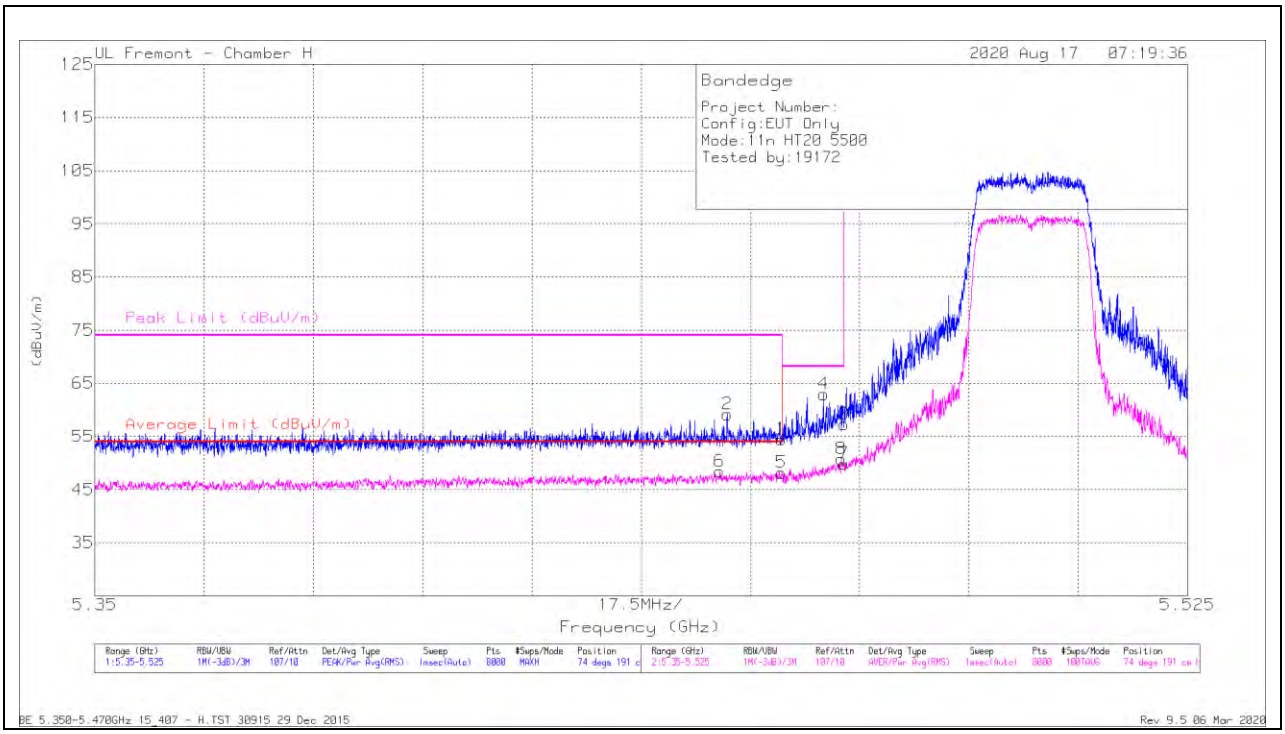

Marker	Frequency (GHz)	Meter Reading (dBuV)	Det	AF T863 (dB/m)	Amp/Cbl/Fltr/Pad (dB)	DC Corr (dB)	Corrected Reading (dBuV/m)	Average Limit (dBuV/m)	Margin (dB)	Peak Limit (dBuV/m)	PK Margin (dB)	Azimuth (Degs)	Height (cm)	Polarity
1	* 5.45998	40.19	Pk	35.2	-20.9	0	54.49	-	-	74	-19.51	74	191	H
2	* 5.45127	44.87	Pk	35.2	-20.9	0	59.17	-	-	74	-14.83	74	191	H
5	* 5.45998	33.49	RMS	35.2	-20.9	.37	48.16	54	-5.84	-	-	74	191	H
6	* 5.45007	33.77	RMS	35.1	-20.8	.37	48.44	54	-5.56	-	-	74	191	H
4	5.4667	48.66	Pk	35.2	-20.9	0	62.96	-	-	68.2	-5.24	74	191	H
8	5.46956	36.08	RMS	35.3	-21	.37	50.75	-	-	-	-	74	191	H
3	5.46998	43.02	Pk	35.3	-21	0	57.32	-	-	68.2	-10.88	74	191	H
7	5.46998	35.17	RMS	35.3	-21	.37	49.84	-	-	-	-	74	191	H

* - indicates frequency in CFR47 Pt 15 / IC RSS-Restricted Band
Pk - Peak detector
RMS - RMS detection

UL VERIFICATION SERVICES INC.
47173 Benicia Street, Fremont, CA 94538; USA TEL:(510) 319-4000 FAX:(510) 661-0888
This report shall not be reproduced except in full, without the written approval of UL Verification Services Inc.

VERTICAL RESULT

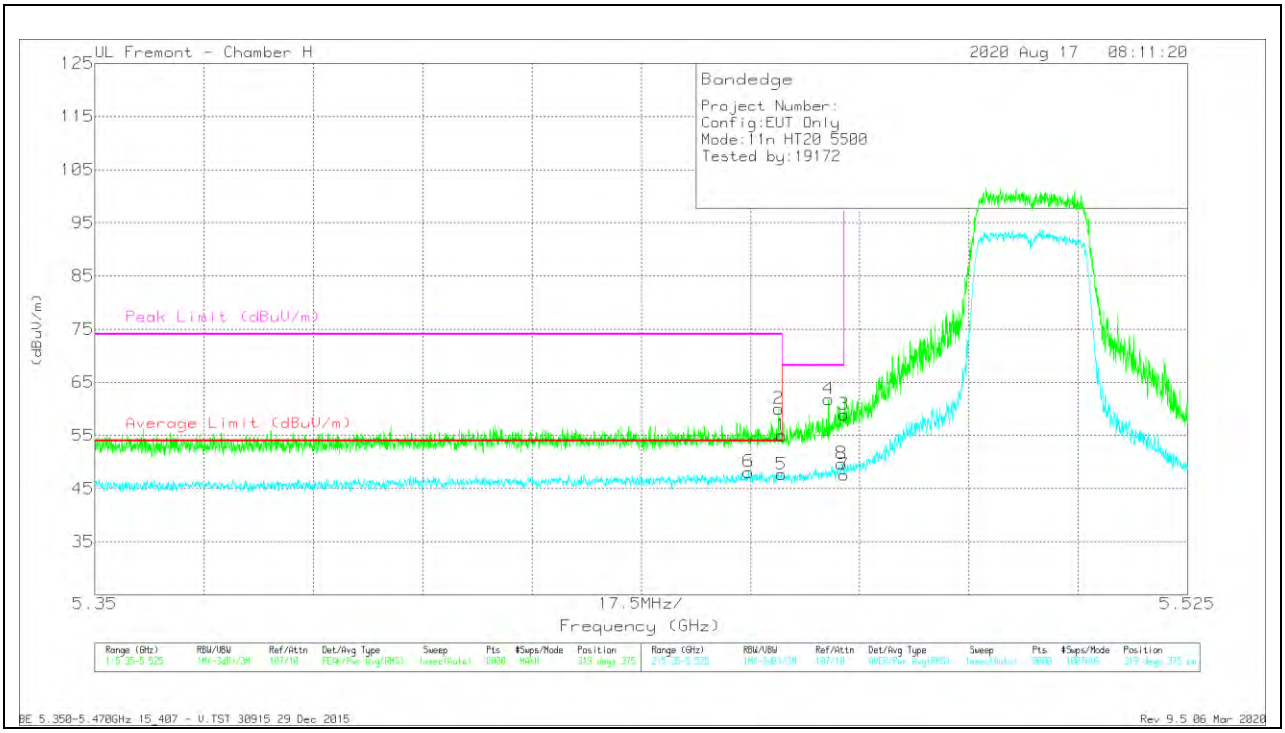

Marker	Frequency (GHz)	Meter Reading (dBuV)	Det	AF T863 (dB/m)	Amp/Cbl/Fltr/Pad (dB)	DC Corr (dB)	Corrected Reading (dBuV/m)	Average Limit (dBuV/m)	Margin (dB)	Peak Limit (dBuV/m)	PK Margin (dB)	Azimuth (Degs)	Height (cm)	Polarity
1	* 5.45998	40.7	Pk	35.2	-20.9	0	55	-	-	74	-19	319	375	V
2	* 5.4595	45.73	Pk	35.2	-20.9	0	60.03	-	-	74	-13.97	319	375	V
5	* 5.45998	33.06	RMS	35.2	-20.9	.37	47.73	54	-6.27	-	-	319	375	V
6	* 5.45469	33.38	RMS	35.3	-20.9	.37	48.15	54	-5.85	-	-	319	375	V
4	5.46751	47.44	Pk	35.3	-20.9	0	61.84	-	-	68.2	-6.36	319	375	V
8	5.46959	35.03	RMS	35.3	-21	.37	49.70	-	-	-	-	319	375	V
3	5.46998	44.63	Pk	35.3	-21	0	58.93	-	-	68.2	-9.27	319	375	V
7	5.46998	32.93	RMS	35.3	-21	.37	47.60	-	-	-	-	319	375	V

* - indicates frequency in CFR47 Pt 15 / IC RSS-Restricted Band
Pk - Peak detector
RMS - RMS detection

UL VERIFICATION SERVICES INC.
47173 Benicia Street, Fremont, CA 94538; USA TEL:(510) 319-4000 FAX:(510) 661-0888
This report shall not be reproduced except in full, without the written approval of UL Verification Services Inc.

BANDEDGE (HIGH CHANNEL)

HORIZONTAL RESULT

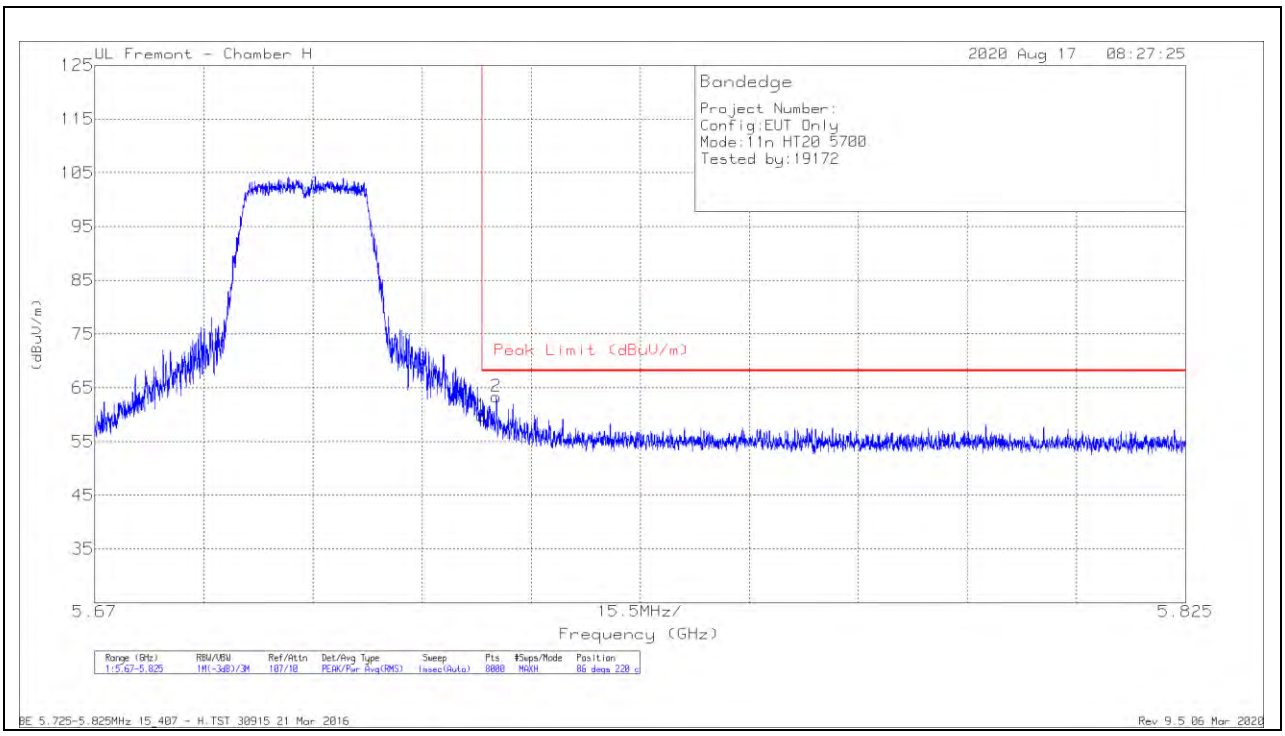

Marker	Frequency (GHz)	Meter Reading (dBuV)	Det	AF T863 (dB/m)	Amp/Cbl/Fltr/Pad (dB)	DC Corr (dB)	Corrected Reading (dBuV/m)	Peak Limit (dBuV/m)	PK Margin (dB)	Azimuth (Degs)	Height (cm)	Polarity
1	5.72501	45.91	Pk	35	-21.1	0	59.81	68.2	-8.39	86	220	H
2	5.72707	49.56	Pk	34.9	-21.1	0	63.36	68.2	-4.84	86	220	H

Pk - Peak detector

UL VERIFICATION SERVICES INC.
47173 Benicia Street, Fremont, CA 94538; USA TEL:(510) 319-4000 FAX:(510) 661-0888
This report shall not be reproduced except in full, without the written approval of UL Verification Services Inc.

VERTICAL RESULT

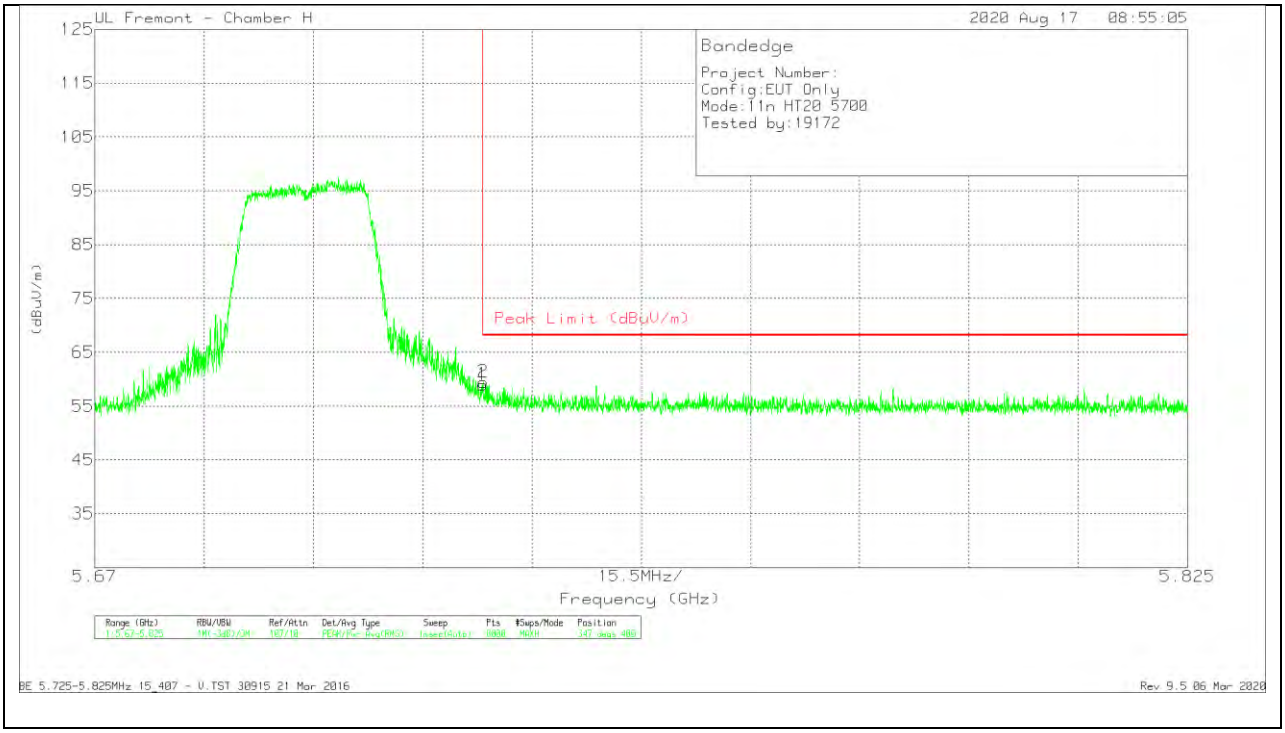

Marker	Frequency (GHz)	Meter Reading (dBuV)	Det	AF T863 (dB/m)	Amp/Cbl/Fltr/Pad (dB)	DC Corr (dB)	Corrected Reading (dBuV/m)	Peak Limit (dBuV/m)	PK Margin (dB)	Azimuth (Degs)	Height (cm)	Polarity
1	5.72501	45.09	Pk	35	-21.1	0	58.99	68.2	-9.21	347	400	V
2	5.72507	45.58	Pk	35	-21.1	0	59.48	68.2	-8.72	347	400	V

Pk - Peak detector

UL VERIFICATION SERVICES INC.
47173 Benicia Street, Fremont, CA 94538; USA TEL:(510) 319-4000 FAX:(510) 661-0888
This report shall not be reproduced except in full, without the written approval of UL Verification Services Inc.

1TX ANT 6

BANDEDGE (LOW CHANNEL)

HORIZONTAL RESULT

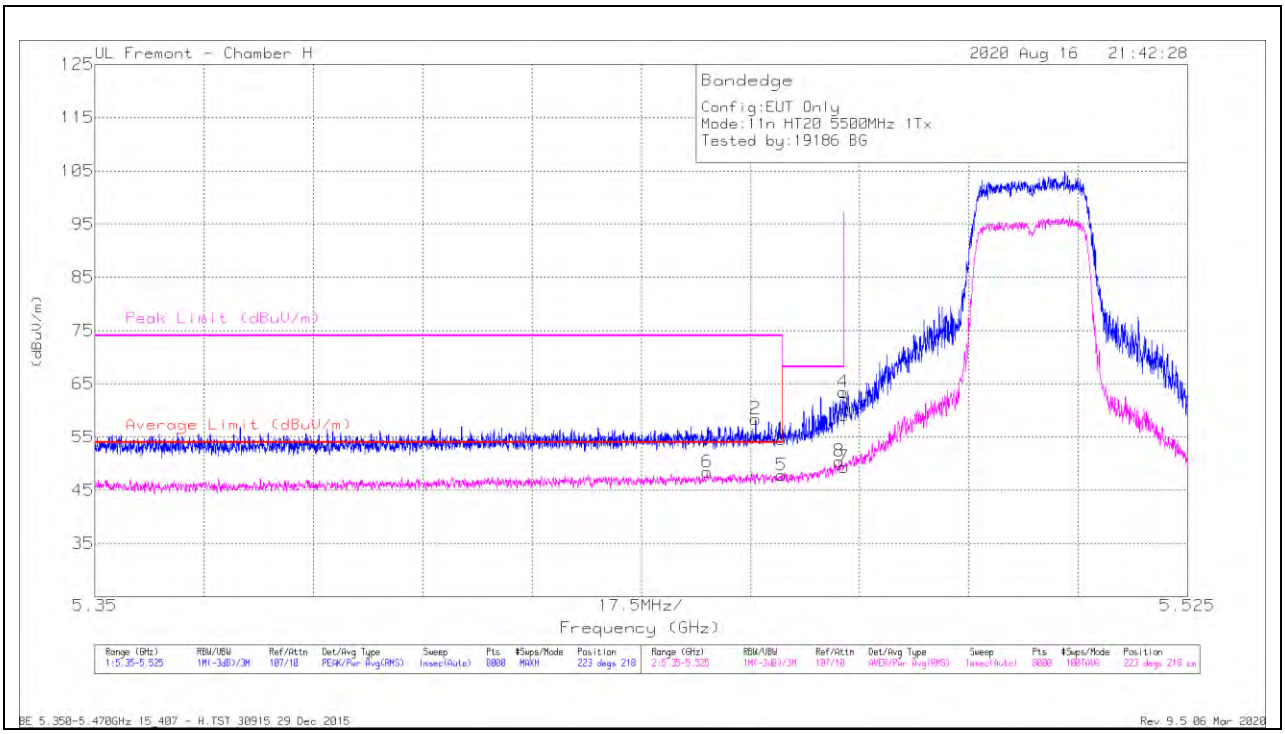

Marker	Frequency (GHz)	Meter Reading (dBuV)	Det	AF T863 (dB/m)	Amp/Cbl/Filtr/Pad (dB)	DC Corr (dB)	Corrected Reading (dBuV/m)	Average Limit (dBuV/m)	Margin (dB)	Peak Limit (dBuV/m)	PK Margin (dB)	Azimuth (Degs)	Height (cm)	Polarity
1	* 5.45998	40.3	Pk	35.2	-20.9	0	54.6	-	-	74	-19.4	223	218	H
2	* 5.45582	44	Pk	35.3	-20.9	0	58.4	-	-	74	-15.6	223	218	H
5	* 5.45998	33.16	RMS	35.2	-20.9	.37	47.83	54	-6.17	-	-	223	218	H
6	* 5.44806	33.78	RMS	35.1	-20.8	.37	48.45	54	-5.55	-	-	223	218	H
8	5.46921	35.78	RMS	35.3	-21	.37	50.45	-	-	-	-	223	218	H
4	5.46983	49.18	Pk	35.3	-21	0	63.48	-	-	68.2	-4.72	223	218	H
3	5.46998	44.86	Pk	35.3	-21	0	59.16	-	-	68.2	-9.04	223	218	H
7	5.46998	34.71	RMS	35.3	-21	.37	49.38	-	-	-	-	223	218	H

* - indicates frequency in CFR47 Pt 15 / IC RSS-Restricted Band
Pk - Peak detector
RMS - RMS detection

UL VERIFICATION SERVICES INC.
47173 Benicia Street, Fremont, CA 94538; USA TEL:(510) 319-4000 FAX:(510) 661-0888
This report shall not be reproduced except in full, without the written approval of UL Verification Services Inc.

VERTICAL RESULT

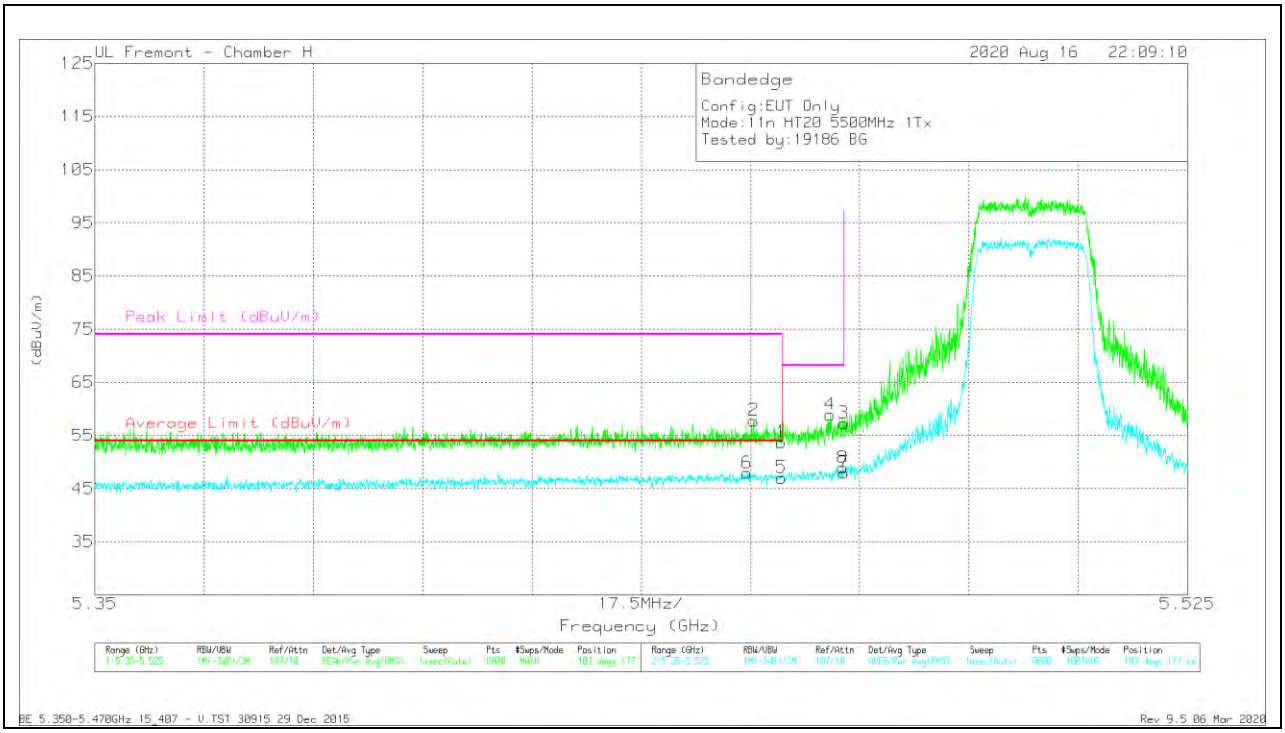

Marker	Frequency (GHz)	Meter Reading (dBuV)	Det	AF T863 (dB/m)	Amp/Cbl/Fltr/Pad (dB)	DC Corr (dB)	Corrected Reading (dBuV/m)	Average Limit (dBuV/m)	Margin (dB)	Peak Limit (dBuV/m)	PK Margin (dB)	Azimuth (Degs)	Height (cm)	Polarity
1	* 5.45998	39.42	Pk	35.2	-20.9	0	53.72	-	-	74	-20.28	103	177	V
2	* 5.45552	43.4	Pk	35.3	-20.9	0	57.8	-	-	74	-16.2	103	177	V
5	* 5.45998	32.38	RMS	35.2	-20.9	.37	47.05	54	-6.95	-	-	103	177	V
6	* 5.45445	33.28	RMS	35.2	-20.9	.37	47.95	54	-6.05	-	-	103	177	V
4	5.46779	44.53	Pk	35.3	-20.9	0	58.93	-	-	68.2	-9.27	103	177	V
8	5.4698	34.28	RMS	35.3	-21	.37	48.95	-	-	-	-	103	177	V
3	5.46998	42.98	Pk	35.3	-21	0	57.28	-	-	68.2	-10.92	103	177	V
7	5.46998	33.36	RMS	35.3	-21	.37	48.03	-	-	-	-	103	177	V

* - indicates frequency in CFR47 Pt 15 / IC RSS-Restricted Band
Pk - Peak detector
RMS - RMS detection

UL VERIFICATION SERVICES INC.
47173 Benicia Street, Fremont, CA 94538; USA TEL:(510) 319-4000 FAX:(510) 661-0888
This report shall not be reproduced except in full, without the written approval of UL Verification Services Inc.

BANDEDGE (HIGH CHANNEL)

HORIZONTAL RESULT

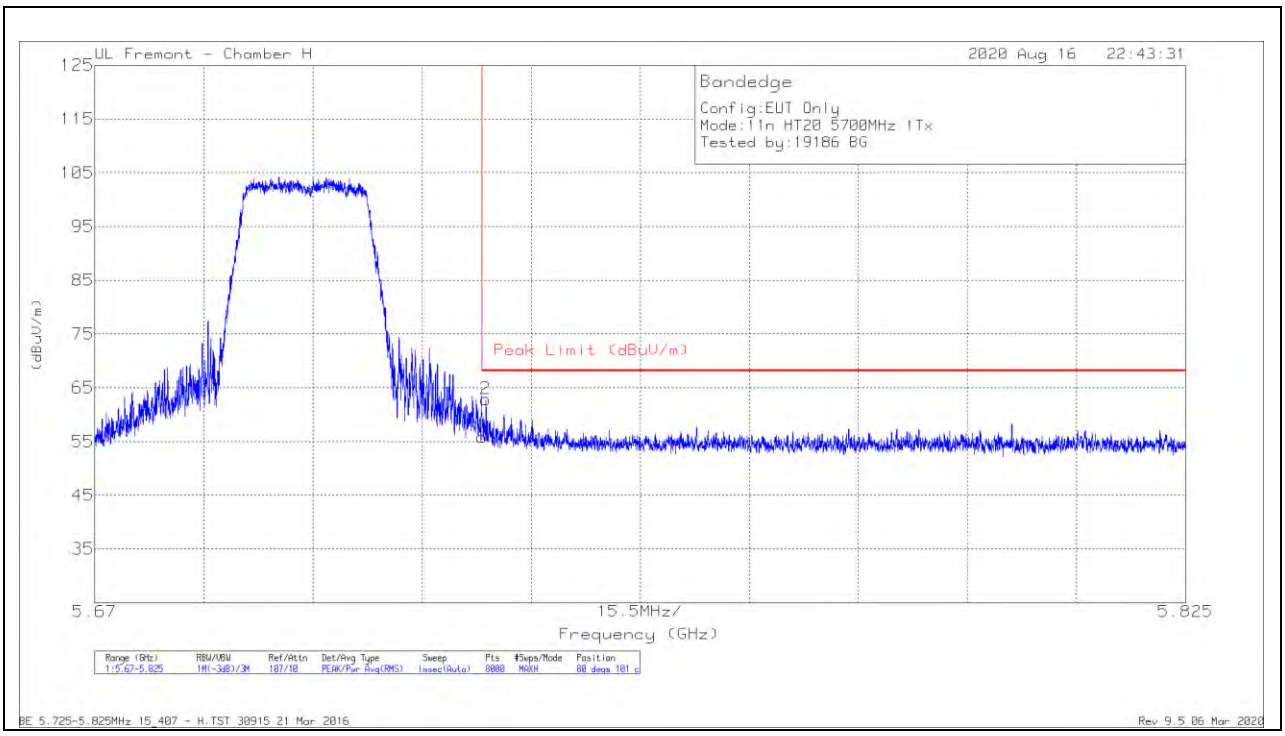

Marker	Frequency (GHz)	Meter Reading (dBuV)	Det	AF T863 (dB/m)	Amp/Cbl/Fltr/Pad (dB)	DC Corr (dB)	Corrected Reading (dBuV/m)	Peak Limit (dBuV/m)	PK Margin (dB)	Azimuth (Degs)	Height (cm)	Polarity
1	5.72501	41.96	Pk	35	-21.1	0	55.86	68.2	-12.34	80	101	H
2	5.72557	49.09	Pk	34.9	-21.1	0	62.89	68.2	-5.31	80	101	H

Pk - Peak detector

UL VERIFICATION SERVICES INC.
47173 Benicia Street, Fremont, CA 94538; USA TEL:(510) 319-4000 FAX:(510) 661-0888
This report shall not be reproduced except in full, without the written approval of UL Verification Services Inc.

VERTICAL RESULT

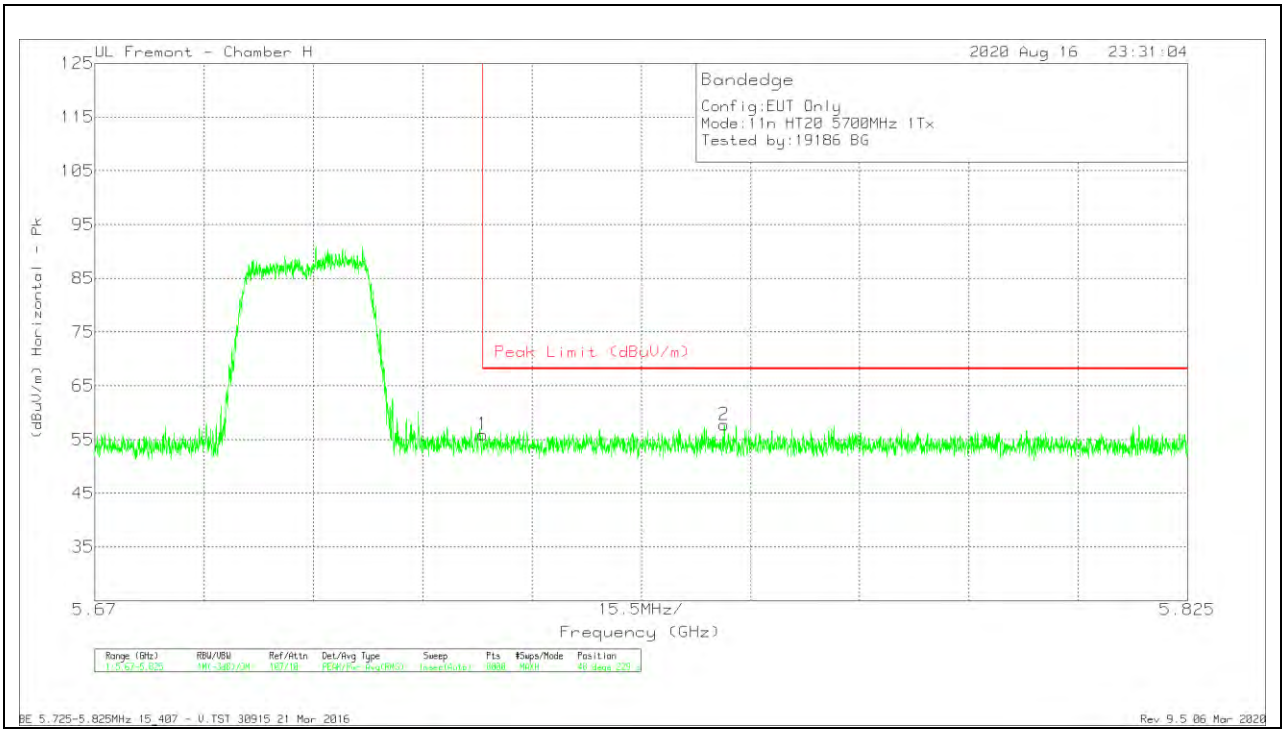

Marker	Frequency (GHz)	Meter Reading (dBuV)	Det	AF T863 (dB/m)	Amp/Cbl/Fltr/Pad (dB)	DC Corr (dB)	Corrected Reading (dBuV/m)	Peak Limit (dBuV/m)	PK Margin (dB)	Azimuth (Degs)	Height (cm)	Polarity
1	5.72501	42.06	Pk	35	-21.1	0	55.96	68.2	-12.24	48	229	V
2	5.75929	43.67	Pk	35	-20.9	0	57.77	68.2	-10.43	48	229	V

Pk - Peak detector

UL VERIFICATION SERVICES INC.
47173 Benicia Street, Fremont, CA 94538; USA TEL:(510) 319-4000 FAX:(510) 661-0888
This report shall not be reproduced except in full, without the written approval of UL Verification Services Inc.

2TX ANT 5 + ANT 6 CDD MODE

BANDEDGE (LOW CHANNEL)

HORIZONTAL RESULT

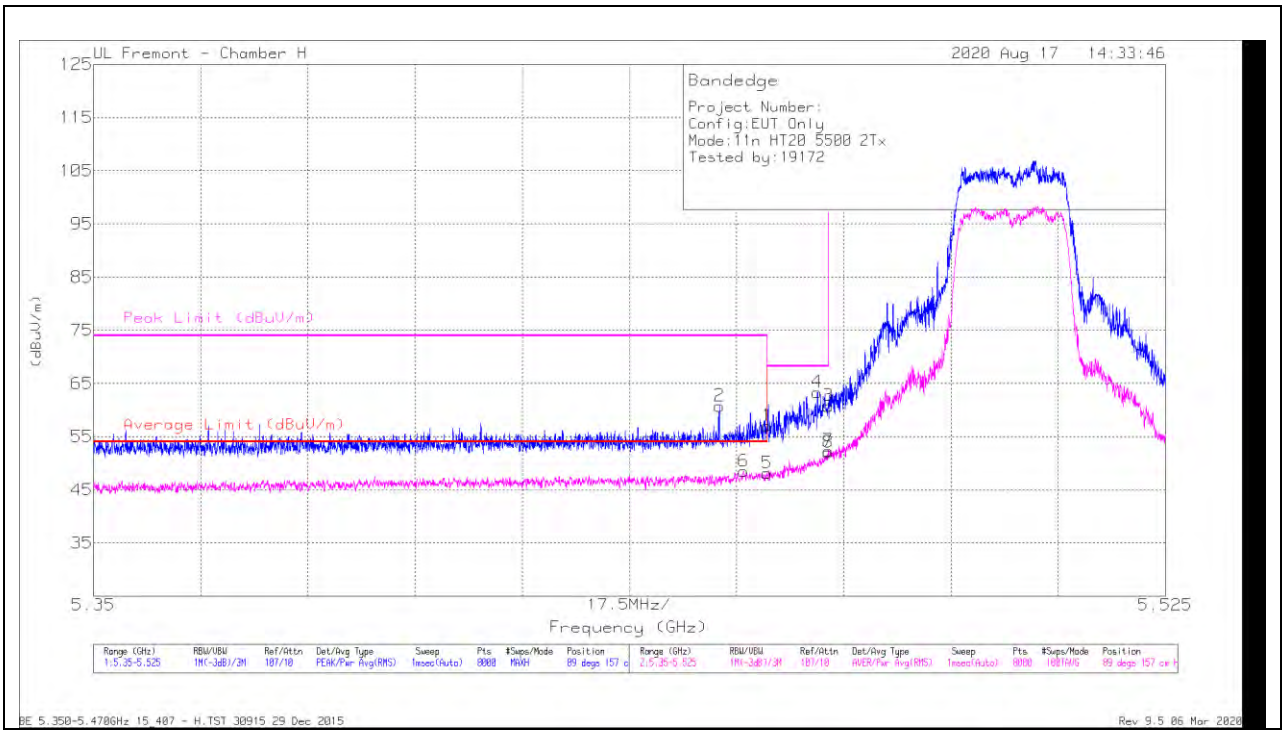

Marker	Frequency (GHz)	Meter Reading (dBuV)	Det	AF T863 (dB/m)	Amp/Cbl/Fltr/Pad (dB)	DC Corr (dB)	Corrected Reading (dBuV/m)	Average Limit (dBuV/m)	Margin (dB)	Peak Limit (dBuV/m)	PK Margin (dB)	Azimuth (Degs)	Height (cm)	Polarity
1	* 5.45998	42.74	Pk	35.2	-20.9	0	57.04	-	-	74	-16.96	89	157	H
2	* 5.45219	46.48	Pk	35.2	-20.9	0	60.78	-	-	74	-13.22	89	157	H
5	* 5.45998	33.24	RMS	35.2	-20.9	.57	48.11	54	-5.89	-	-	89	157	H
6	* 5.45613	33.5	RMS	35.3	-20.9	.57	48.47	54	-5.53	-	-	89	157	H
4	5.46819	48.95	Pk	35.3	-20.9	0	63.35	-	-	68.2	-4.85	89	157	H
8	5.46996	37.16	RMS	35.3	-21	.57	52.03	-	-	-	-	89	157	H
3	5.46998	46.49	Pk	35.3	-21	0	60.79	-	-	68.2	-7.41	89	157	H
7	5.46998	37.44	RMS	35.3	-21	.57	52.31	-	-	-	-	89	157	H

* - indicates frequency in CFR47 Pt 15 / IC RSS-Restricted Band
Pk - Peak detector
RMS - RMS detection

UL VERIFICATION SERVICES INC.
47173 Benicia Street, Fremont, CA 94538; USA TEL:(510) 319-4000 FAX:(510) 661-0888
This report shall not be reproduced except in full, without the written approval of UL Verification Services Inc.

VERTICAL RESULT

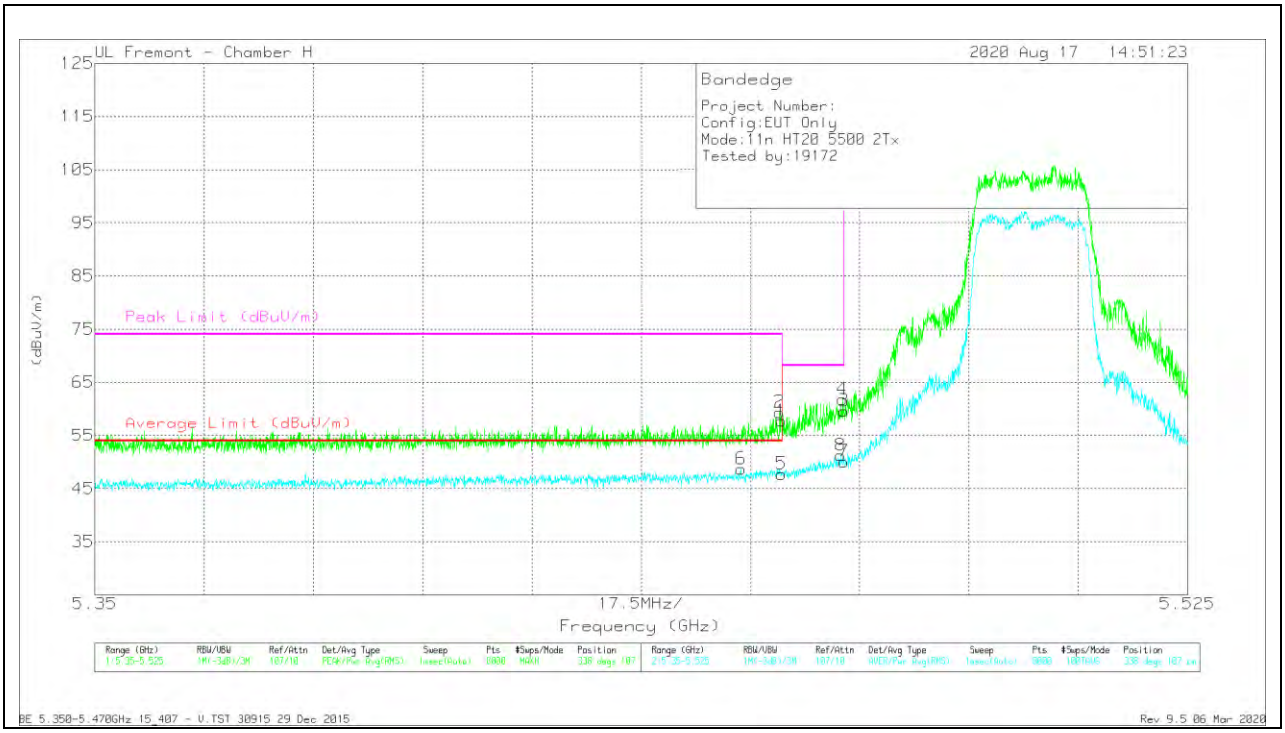

Marker	Frequency (GHz)	Meter Reading (dBuV)	Det	AF T863 (dB/m)	Amp/Cbl/Fltr/Pad (dB)	DC Corr (dB)	Corrected Reading (dBuV/m)	Average Limit (dBuV/m)	Margin (dB)	Peak Limit (dBuV/m)	PK Margin (dB)	Azimuth (Degs)	Height (cm)	Polarity
1	* 5.45998	43.43	Pk	35.2	-20.9	0	57.73	-	-	74	-16.27	338	107	V
2	* 5.45965	45.07	Pk	35.2	-20.9	0	59.37	-	-	74	-14.63	338	107	V
5	* 5.45998	32.88	RMS	35.2	-20.9	.57	47.75	54	-6.25	-	-	338	107	V
6	* 5.45346	33.84	RMS	35.2	-20.9	.57	48.71	54	-5.29	-	-	338	107	V
8	5.46943	36.37	RMS	35.3	-21	.57	51.24	-	-	-	-	338	107	V
4	5.46976	47.51	Pk	35.3	-21	0	61.81	-	-	68.2	-6.39	338	107	V
3	5.46998	45.31	Pk	35.3	-21	0	59.61	-	-	68.2	-8.59	338	107	V
7	5.46998	35.22	RMS	35.3	-21	.57	50.09	-	-	-	-	338	107	V

* - indicates frequency in CFR47 Pt 15 / IC RSS-Restricted Band
Pk - Peak detector
RMS - RMS detection

UL VERIFICATION SERVICES INC.
47173 Benicia Street, Fremont, CA 94538; USA TEL:(510) 319-4000 FAX:(510) 661-0888
This report shall not be reproduced except in full, without the written approval of UL Verification Services Inc.

BANDEDGE (HIGH CHANNEL)

HORIZONTAL RESULT

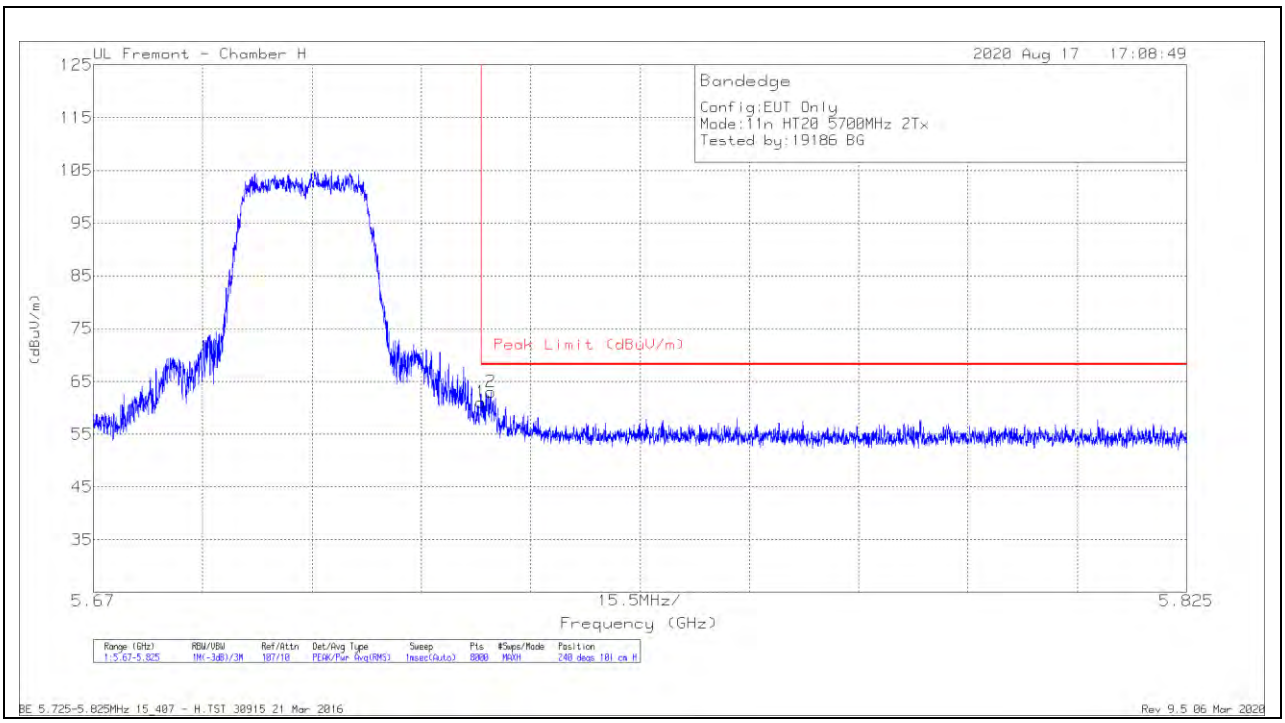

Marker	Frequency (GHz)	Meter Reading (dBuV)	Det	AF T863 (dB/m)	Amp/Cbl/Fltr/Pad (dB)	DC Corr (dB)	Corrected Reading (dBuV/m)	Peak Limit (dBuV/m)	PK Margin (dB)	Azimuth (Degs)	Height (cm)	Polarity
1	5.72501	47.15	Pk	35	-21.1	0	61.05	68.2	-7.15	240	101	H
2	5.72635	49.18	Pk	34.9	-21.1	0	62.98	68.2	-5.22	240	101	H

Pk - Peak detector

UL VERIFICATION SERVICES INC.
47173 Benicia Street, Fremont, CA 94538; USA TEL:(510) 319-4000 FAX:(510) 661-0888
This report shall not be reproduced except in full, without the written approval of UL Verification Services Inc.

VERTICAL RESULT

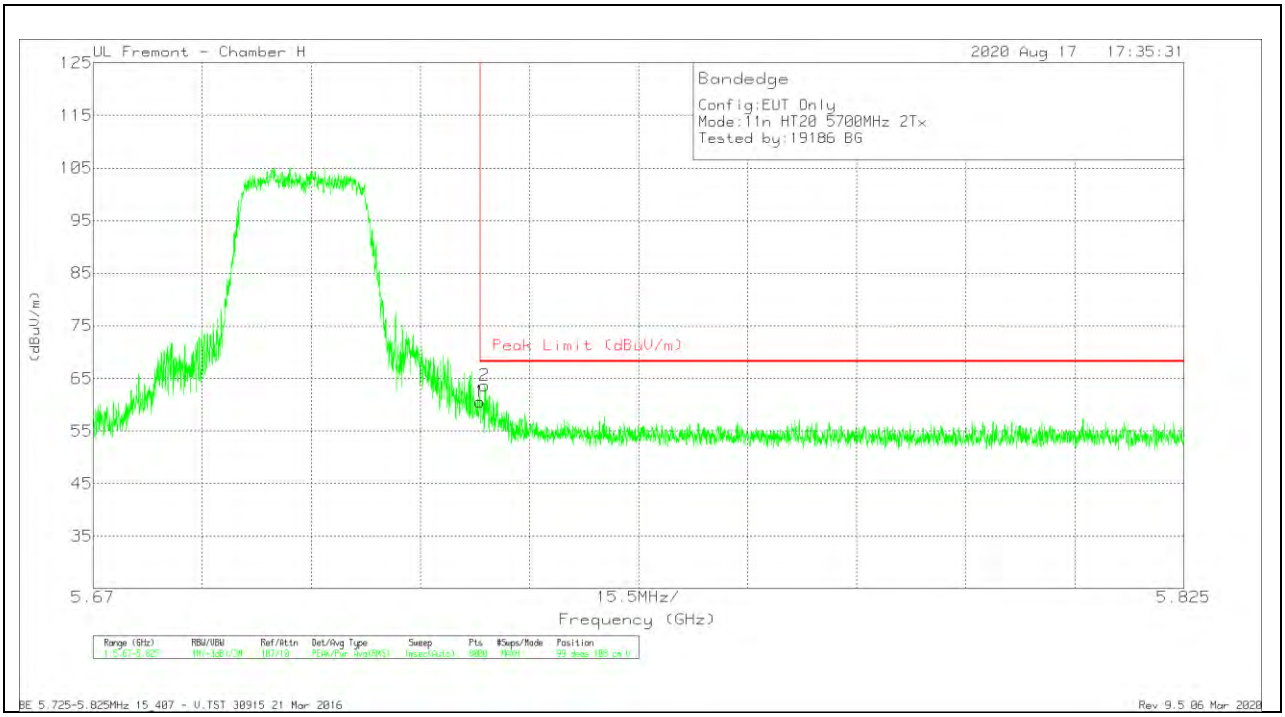

Marker	Frequency (GHz)	Meter Reading (dBuV)	Det	AF T863 (dB/m)	Amp/Cbl/Fltr/Pad (dB)	DC Corr (dB)	Corrected Reading (dBuV/m)	Peak Limit (dBuV/m)	PK Margin (dB)	Azimuth (Degs)	Height (cm)	Polarity
1	5.72501	46.63	Pk	35	-21.1	0	60.53	68.2	-7.67	99	108	V
2	5.72565	49.84	Pk	34.9	-21.1	0	63.64	68.2	-4.56	99	108	V

Pk - Peak detector

UL VERIFICATION SERVICES INC.
47173 Benicia Street, Fremont, CA 94538; USA TEL:(510) 319-4000 FAX:(510) 661-0888
This report shall not be reproduced except in full, without the written approval of UL Verification Services Inc.

1.1.14. TX ABOVE 1 GHz 802.11n HT40 MODE IN THE 5.6 GHz BAND

1TX ANT 5

BANDEDGE (LOW CHANNEL)

HORIZONTAL RESULT

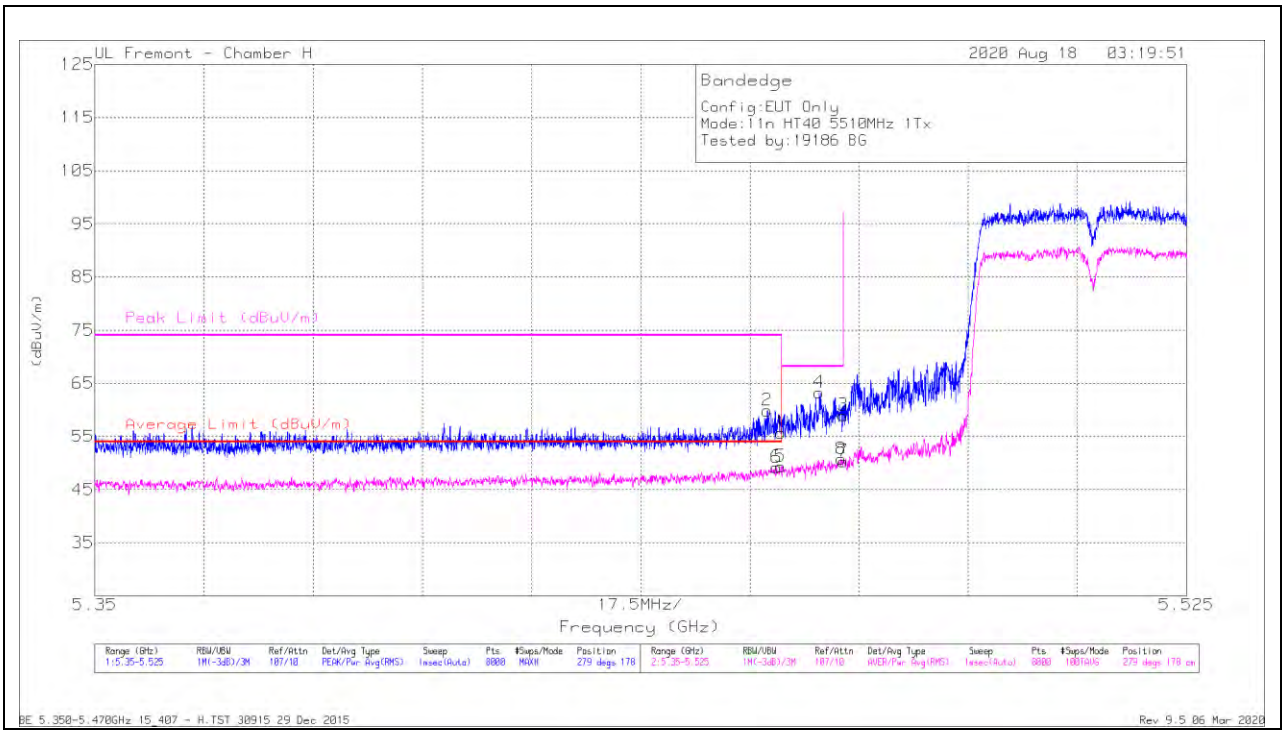

Marker	Frequency (GHz)	Meter Reading (dBuV)	Det	AF T863 (dB/m)	Amp/Cbl/Fltr/Pad (dB)	DC Corr (dB)	Corrected Reading (dBuV/m)	Average Limit (dBuV/m)	Margin (dB)	Peak Limit (dBuV/m)	PK Margin (dB)	Azimuth (Degs)	Height (cm)	Polarity
1	* 5.45998	41.4	Pk	35.2	-20.9	0	55.7	-	-	74	-18.3	279	178	H
2	* 5.45779	45.49	Pk	35.3	-20.9	0	59.89	-	-	74	-14.11	279	178	H
5	* 5.45998	34.41	RMS	35.2	-20.9	.65	49.36	54	-4.64	-	-	279	178	H
6	* 5.45926	34.25	RMS	35.2	-20.9	.65	49.20	54	-4.80	-	-	279	178	H
4	5.46611	48.98	Pk	35.2	-20.9	0	63.28	-	-	68.2	-4.92	279	178	H
8	5.46963	35.81	RMS	35.3	-21	.65	50.76	-	-	-	-	279	178	H
3	5.46998	44.7	Pk	35.3	-21	0	59	-	-	68.2	-9.2	279	178	H
7	5.46998	35.35	RMS	35.3	-21	.65	50.30	-	-	-	-	279	178	H

* - indicates frequency in CFR47 Pt 15 / IC RSS-Restricted Band
Pk - Peak detector
RMS - RMS detection

UL VERIFICATION SERVICES INC.
47173 Benicia Street, Fremont, CA 94538; USA TEL:(510) 319-4000 FAX:(510) 661-0888
This report shall not be reproduced except in full, without the written approval of UL Verification Services Inc.

VERTICAL RESULT

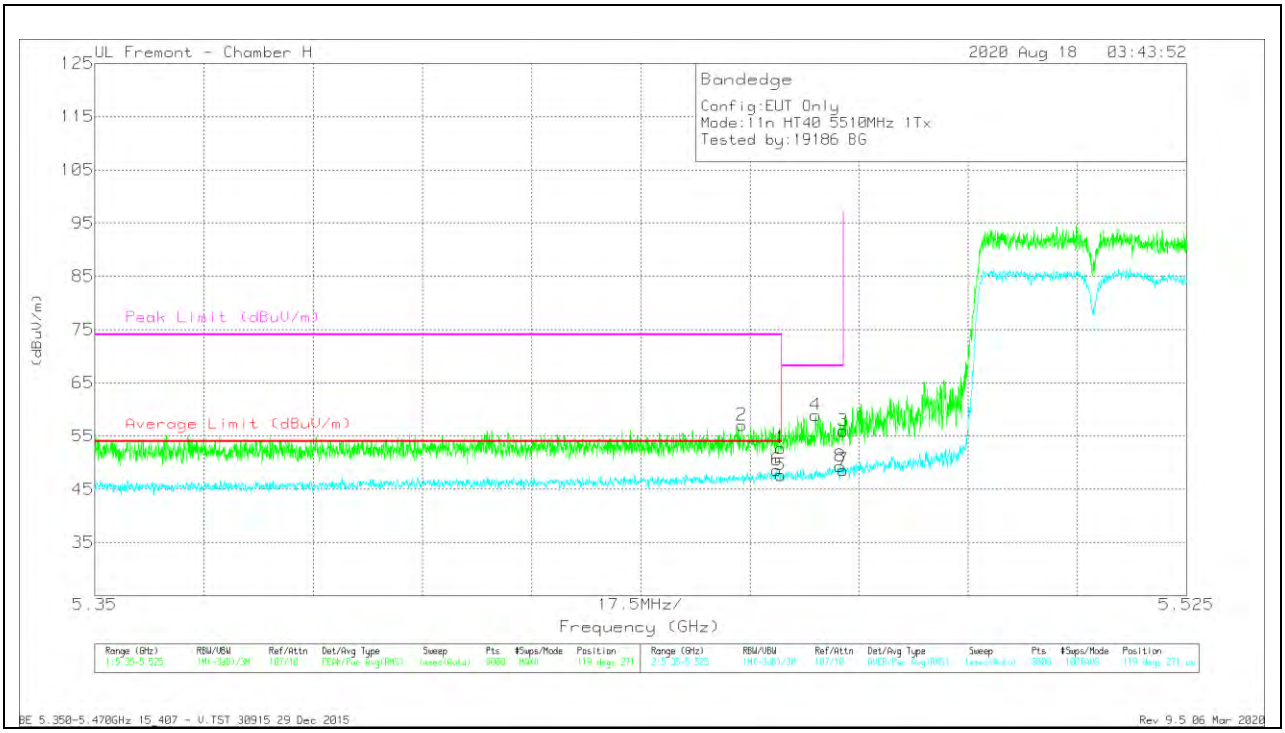

Marker	Frequency (GHz)	Meter Reading (dBuV)	Det	AF T863 (dB/m)	Amp/Cbl/Fltr/Pad (dB)	DC Corr (dB)	Corrected Reading (dBuV/m)	Average Limit (dBuV/m)	Margin (dB)	Peak Limit (dBuV/m)	PK Margin (dB)	Azimuth (Degs)	Height (cm)	Polarity
1	* 5.45998	38.46	Pk	35.2	-20.9	0	52.76	-	-	74	-21.24	119	271	V
2	* 5.45368	42.73	Pk	35.2	-20.9	0	57.03	-	-	74	-16.97	119	271	V
5	* 5.45998	32.74	RMS	35.2	-20.9	.65	47.69	54	-6.31	-	-	119	271	V
6	* 5.4593	33.66	RMS	35.2	-20.9	.65	48.61	54	-5.39	-	-	119	271	V
4	5.46554	44.62	Pk	35.2	-20.9	0	58.92	-	-	68.2	-9.28	119	271	V
8	5.46948	34.37	RMS	35.3	-21	.65	49.32	-	-	-	-	119	271	V
3	5.46998	41.69	Pk	35.3	-21	0	55.99	-	-	68.2	-12.21	119	271	V
7	5.46998	33.65	RMS	35.3	-21	.65	48.60	-	-	-	-	119	271	V

* - indicates frequency in CFR47 Pt 15 / IC RSS-Restricted Band
Pk - Peak detector
RMS - RMS detection

UL VERIFICATION SERVICES INC.
47173 Benicia Street, Fremont, CA 94538; USA TEL:(510) 319-4000 FAX:(510) 661-0888
This report shall not be reproduced except in full, without the written approval of UL Verification Services Inc.

BANDEDGE (HIGH CHANNEL)

HORIZONTAL RESULT

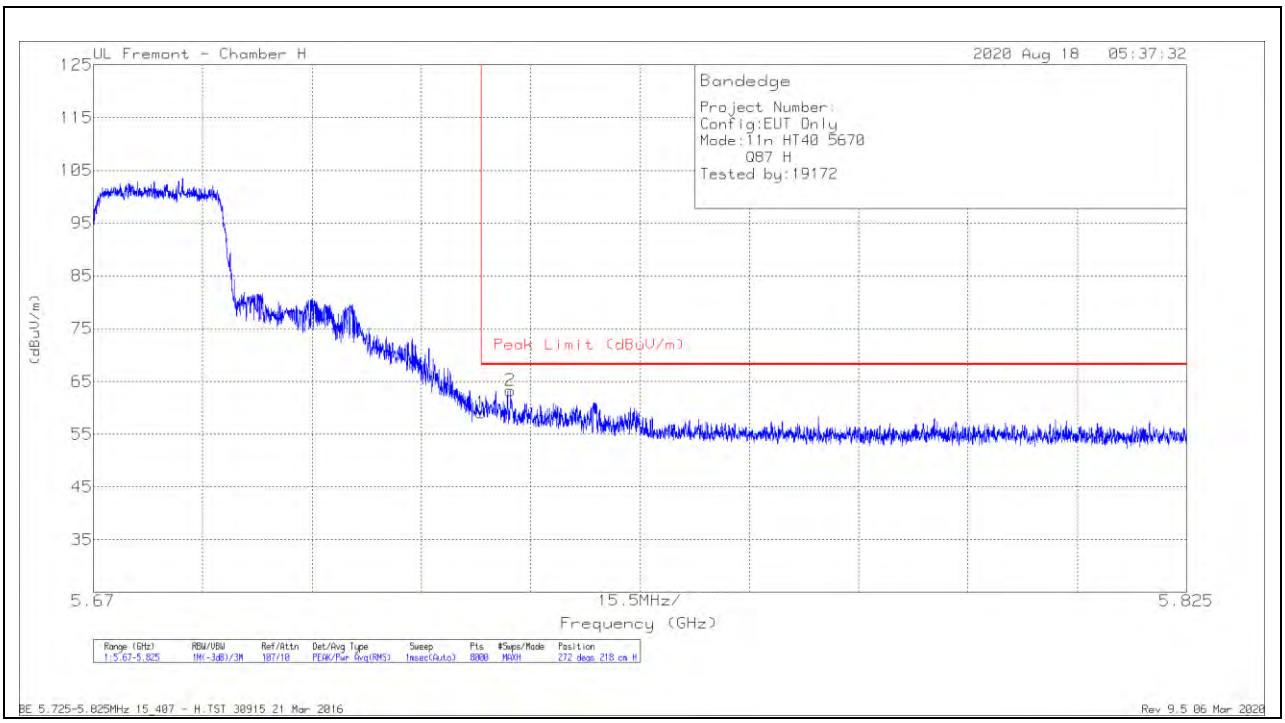

Marker	Frequency (GHz)	Meter Reading (dBuV)	Det	AF T863 (dB/m)	Amp/Cbl/Fltr/Pad (dB)	DC Corr (dB)	Corrected Reading (dBuV/m)	Peak Limit (dBuV/m)	PK Margin (dB)	Azimuth (Degs)	Height (cm)	Polarity
1	5.72501	45.23	Pk	35	-21.1	0	59.13	68.2	-9.07	272	218	H
2	5.72912	49.46	Pk	34.9	-21.1	0	63.26	68.2	-4.94	272	218	H

Pk - Peak detector

UL VERIFICATION SERVICES INC.
47173 Benicia Street, Fremont, CA 94538; USA TEL:(510) 319-4000 FAX:(510) 661-0888
This report shall not be reproduced except in full, without the written approval of UL Verification Services Inc.

VERTICAL RESULT

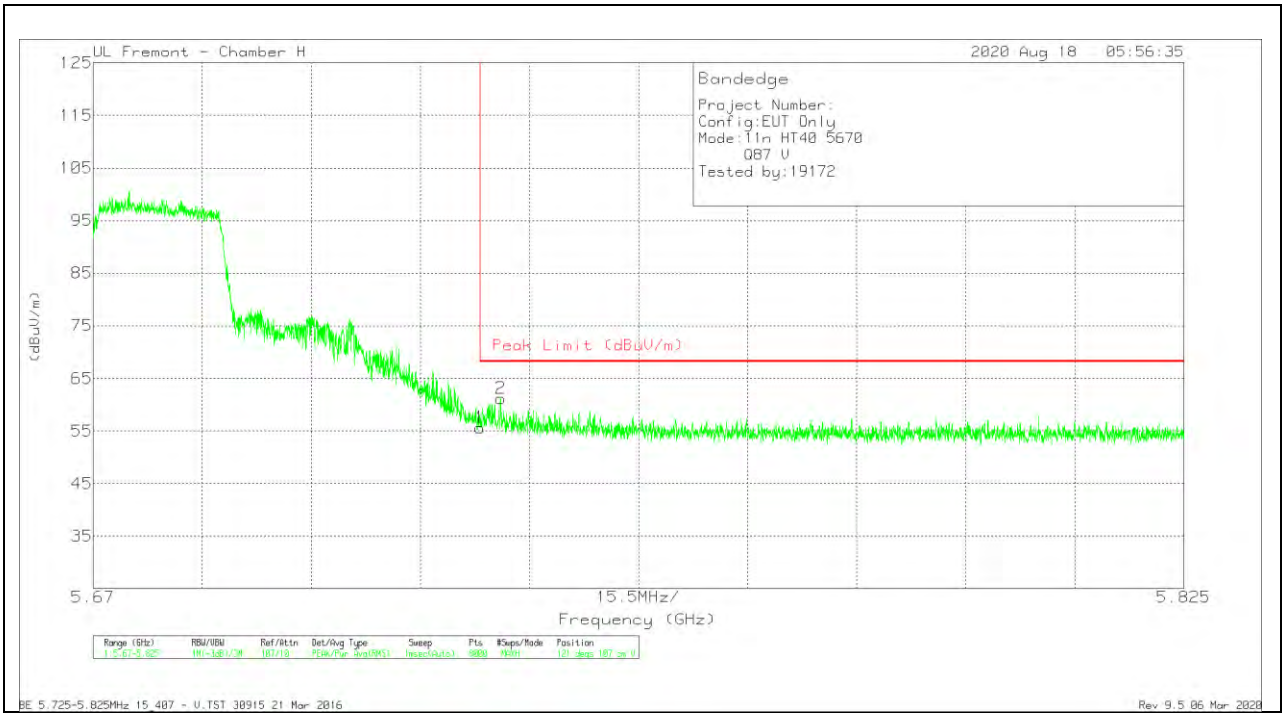

Marker	Frequency (GHz)	Meter Reading (dBuV)	Det	AF T863 (dB/m)	Amp/Cbl/Fltr/Pad (dB)	DC Corr (dB)	Corrected Reading (dBuV/m)	Peak Limit (dBuV/m)	PK Margin (dB)	Azimuth (Degs)	Height (cm)	Polarity
1	5.72501	41.69	Pk	35	-21.1	0	55.59	68.2	-12.61	121	107	V
2	5.72788	47.33	Pk	34.9	-21.1	0	61.13	68.2	-7.07	121	107	V

Pk - Peak detector

UL VERIFICATION SERVICES INC.
47173 Benicia Street, Fremont, CA 94538; USA TEL:(510) 319-4000 FAX:(510) 661-0888
This report shall not be reproduced except in full, without the written approval of UL Verification Services Inc.

1TX ANT 6

BANDEDGE (LOW CHANNEL)

HORIZONTAL RESULT

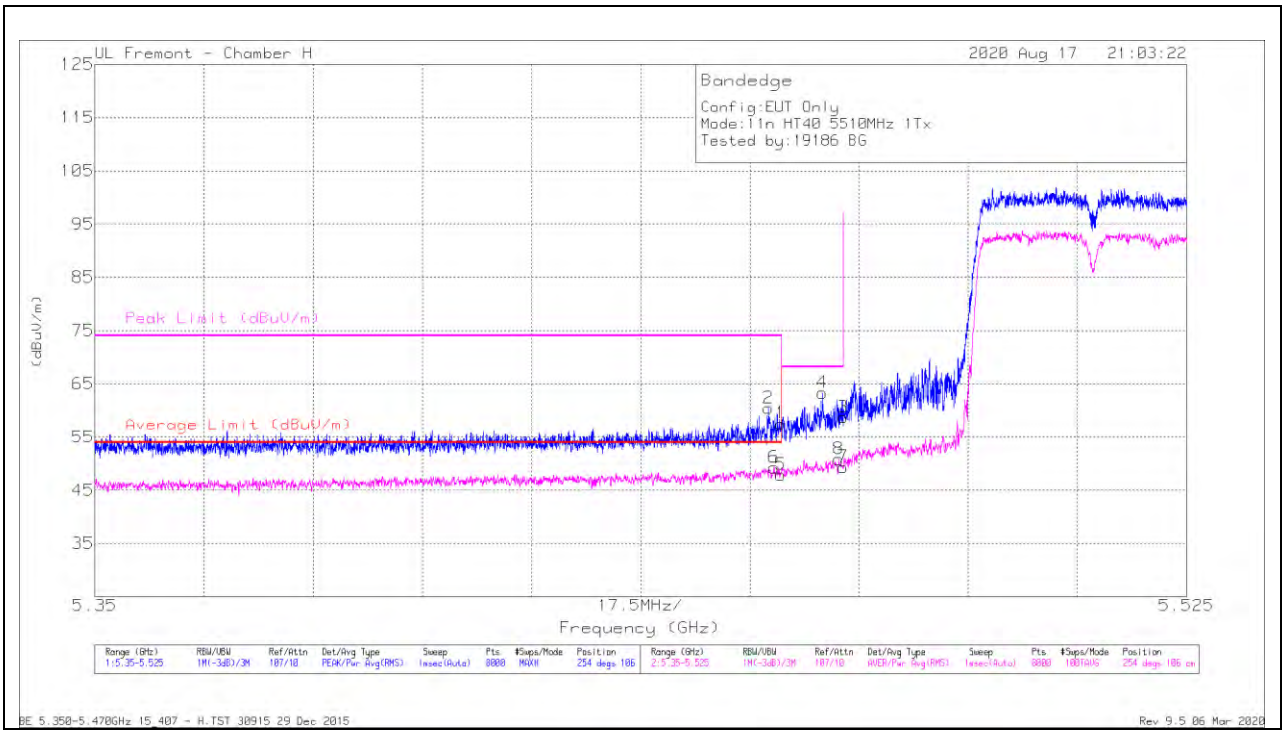

Marker	Frequency (GHz)	Meter Reading (dBuV)	Det	AF T863 (dB/m)	Amp/Cbl/Fltr/Pad (dB)	DC Corr (dB)	Corrected Reading (dBuV/m)	Average Limit (dBuV/m)	Margin (dB)	Peak Limit (dBuV/m)	PK Margin (dB)	Azimuth (Degs)	Height (cm)	Polarity
1	* 5.45998	43.25	Pk	35.2	-20.9	0	57.55	-	-	74	-16.45	254	106	H
2	* 5.45797	46.01	Pk	35.3	-20.9	0	60.41	-	-	74	-13.59	254	106	H
5	* 5.45998	32.97	RMS	35.2	-20.9	.65	47.92	54	-6.08	-	-	254	106	H
6	* 5.45886	34.21	RMS	35.3	-20.9	.65	49.26	54	-4.74	-	-	254	106	H
4	5.46661	49.01	Pk	35.2	-20.9	0	63.31	-	-	68.2	-4.89	254	106	H
8	5.46921	35.9	RMS	35.3	-21	.65	50.85	-	-	-	-	254	106	H
3	5.46998	44.42	Pk	35.3	-21	0	58.72	-	-	68.2	-9.48	254	106	H
7	5.46998	34.4	RMS	35.3	-21	.65	49.35	-	-	-	-	254	106	H

* - indicates frequency in CFR47 Pt 15 / IC RSS-Restricted Band
Pk - Peak detector
RMS - RMS detection

UL VERIFICATION SERVICES INC.
47173 Benicia Street, Fremont, CA 94538; USA TEL:(510) 319-4000 FAX:(510) 661-0888
This report shall not be reproduced except in full, without the written approval of UL Verification Services Inc.

VERTICAL RESULT

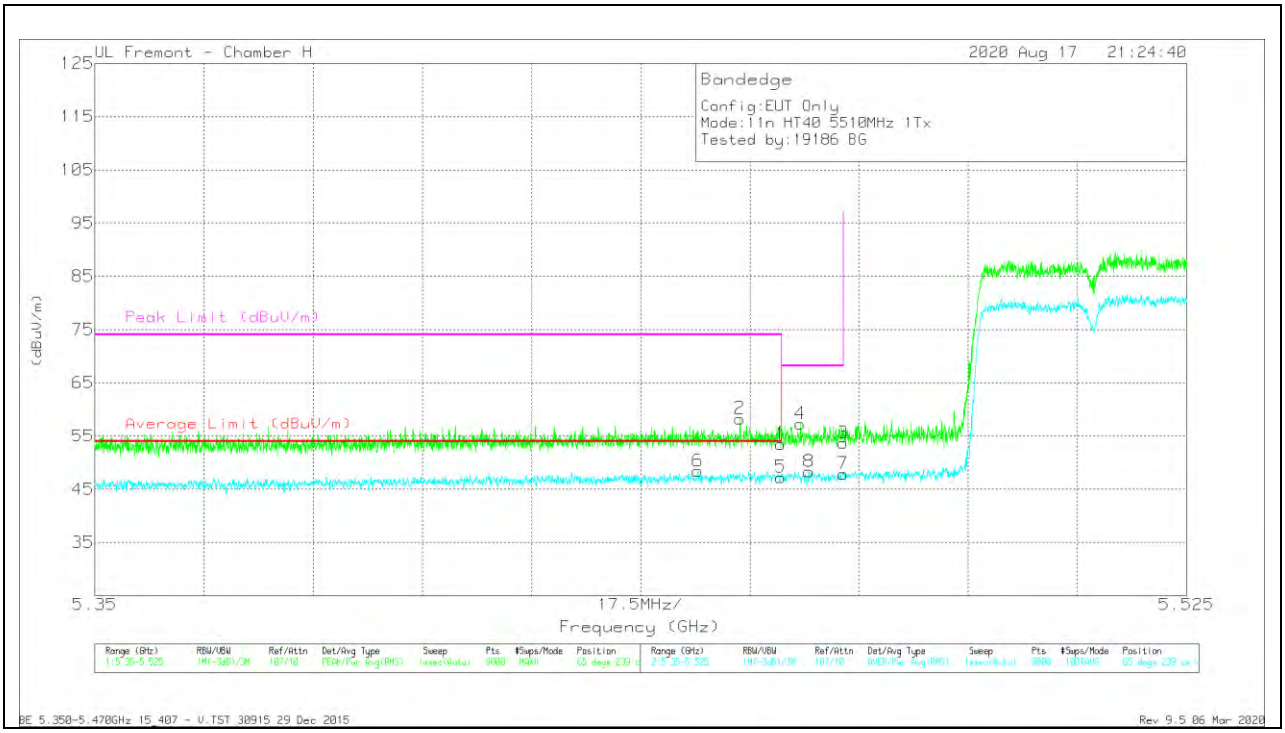

Marker	Frequency (GHz)	Meter Reading (dBuV)	Det	AF T863 (dB/m)	Amp/Cbl/Fltr/Pad (dB)	DC Corr (dB)	Corrected Reading (dBuV/m)	Average Limit (dBuV/m)	Margin (dB)	Peak Limit (dBuV/m)	PK Margin (dB)	Azimuth (Degs)	Height (cm)	Polarity
1	* 5.45998	39.17	Pk	35.2	-20.9	0	53.47	-	-	74	-20.53	65	239	V
2	* 5.4534	43.98	Pk	35.2	-20.9	0	58.28	-	-	74	-15.72	65	239	V
5	* 5.45998	32.32	RMS	35.2	-20.9	.65	47.27	54	-6.73	-	-	65	239	V
6	* 5.44666	33.48	RMS	35.1	-20.8	.65	48.43	54	-5.57	-	-	65	239	V
4	5.46309	42.96	Pk	35.2	-20.9	0	57.26	-	-	68.2	-10.94	65	239	V
8	5.46449	33.38	RMS	35.2	-20.9	.65	48.33	-	-	-	-	65	239	V
3	5.46998	39.41	Pk	35.3	-21	0	53.71	-	-	68.2	-14.49	65	239	V
7	5.46998	32.94	RMS	35.3	-21	.65	47.89	-	-	-	-	65	239	V

* - indicates frequency in CFR47 Pt 15 / IC RSS-Restricted Band
Pk - Peak detector
RMS - RMS detection

UL VERIFICATION SERVICES INC.
47173 Benicia Street, Fremont, CA 94538; USA TEL:(510) 319-4000 FAX:(510) 661-0888
This report shall not be reproduced except in full, without the written approval of UL Verification Services Inc.

BANDEDGE (HIGH CHANNEL)

HORIZONTAL RESULT

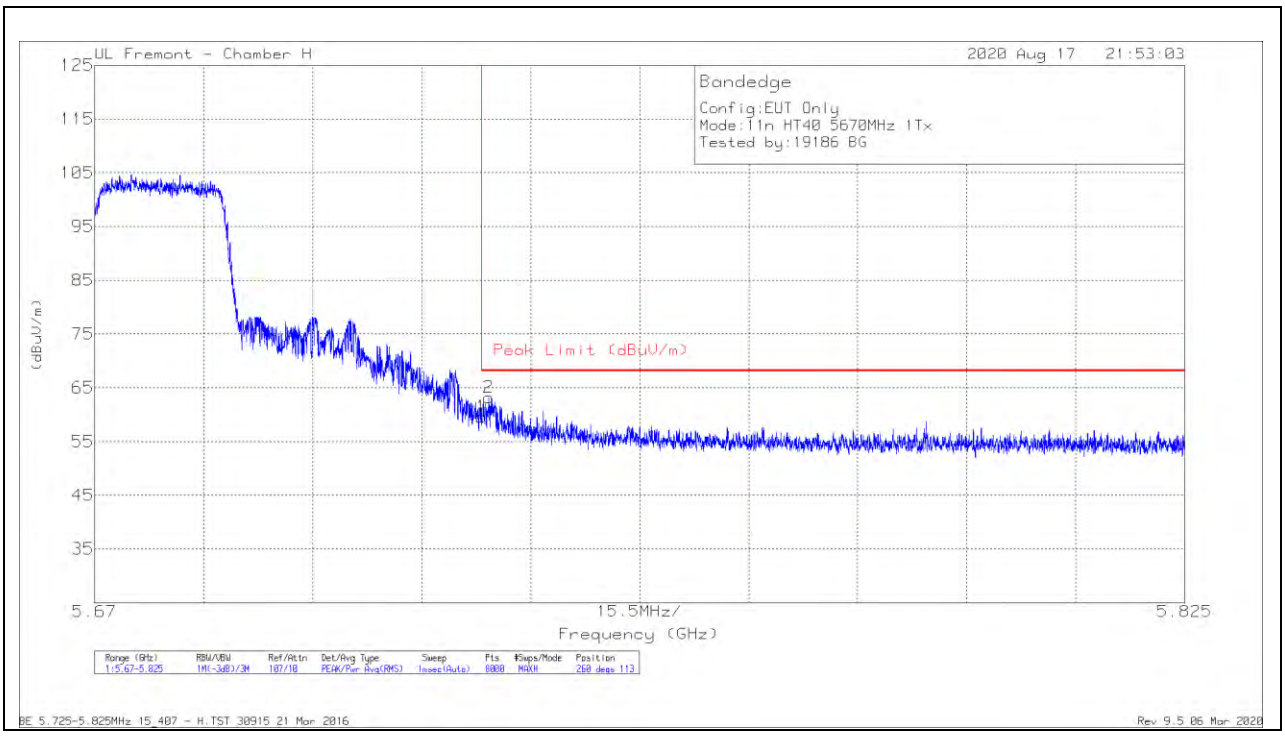

Marker	Frequency (GHz)	Meter Reading (dBuV)	Det	AF T863 (dB/m)	Amp/Cbl/Fltr/Pad (dB)	DC Corr (dB)	Corrected Reading (dBuV/m)	Peak Limit (dBuV/m)	PK Margin (dB)	Azimuth (Degs)	Height (cm)	Polarity
1	5.72501	45.63	Pk	35	-21.1	0	59.53	68.2	-8.67	260	113	H
2	5.72602	49.39	Pk	34.9	-21.1	0	63.19	68.2	-5.01	260	113	H

Pk - Peak detector

UL VERIFICATION SERVICES INC.
47173 Benicia Street, Fremont, CA 94538; USA TEL:(510) 319-4000 FAX:(510) 661-0888
This report shall not be reproduced except in full, without the written approval of UL Verification Services Inc.

VERTICAL RESULT

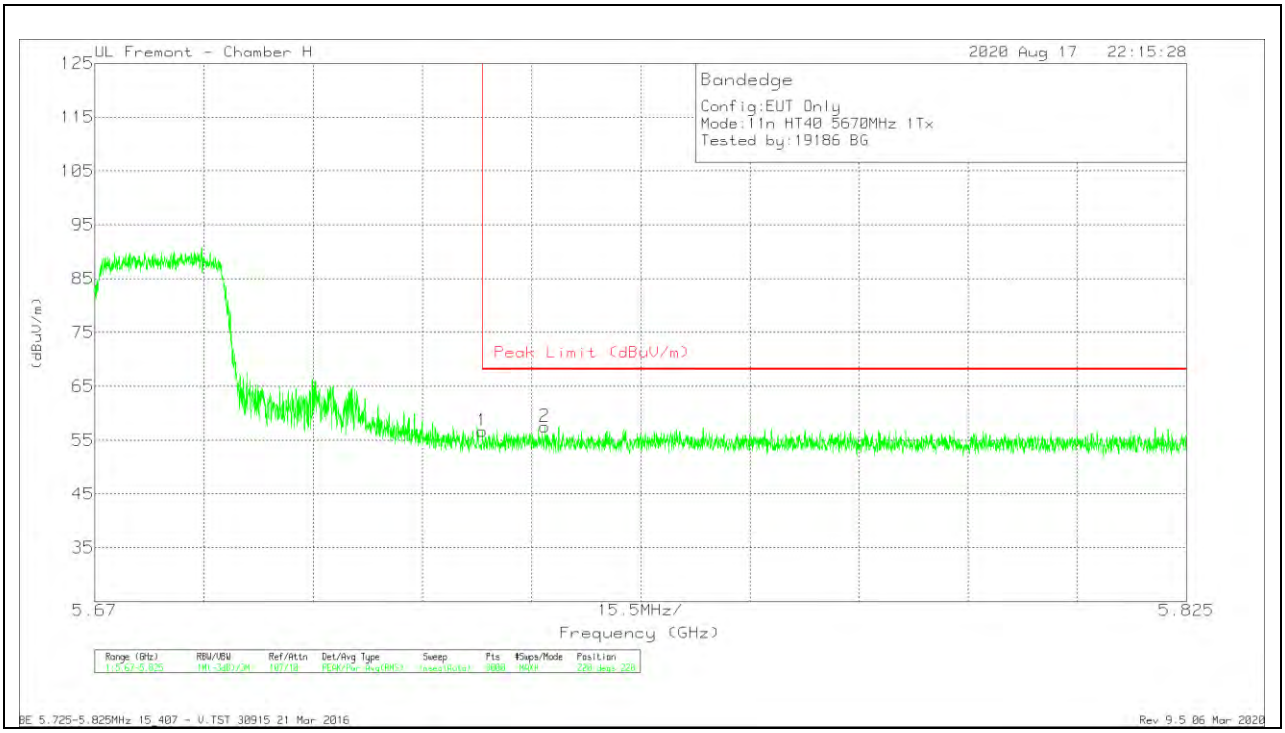

Marker	Frequency (GHz)	Meter Reading (dBuV)	Det	AF T863 (dB/m)	Amp/Cbl/Fltr/Pad (dB)	DC Corr (dB)	Corrected Reading (dBuV/m)	Peak Limit (dBuV/m)	PK Margin (dB)	Azimuth (Degs)	Height (cm)	Polarity
1	5.72501	42.82	Pk	35	-21.1	0	56.72	68.2	-11.48	220	228	V
2	5.73387	43.63	Pk	35	-21.1	0	57.53	68.2	-10.67	220	228	V

Pk - Peak detector

UL VERIFICATION SERVICES INC.
47173 Benicia Street, Fremont, CA 94538; USA TEL:(510) 319-4000 FAX:(510) 661-0888
This report shall not be reproduced except in full, without the written approval of UL Verification Services Inc.

2TX ANT 5 + ANT 6 CDD MODE

BANDEDGE (LOW CHANNEL)

HORIZONTAL RESULT

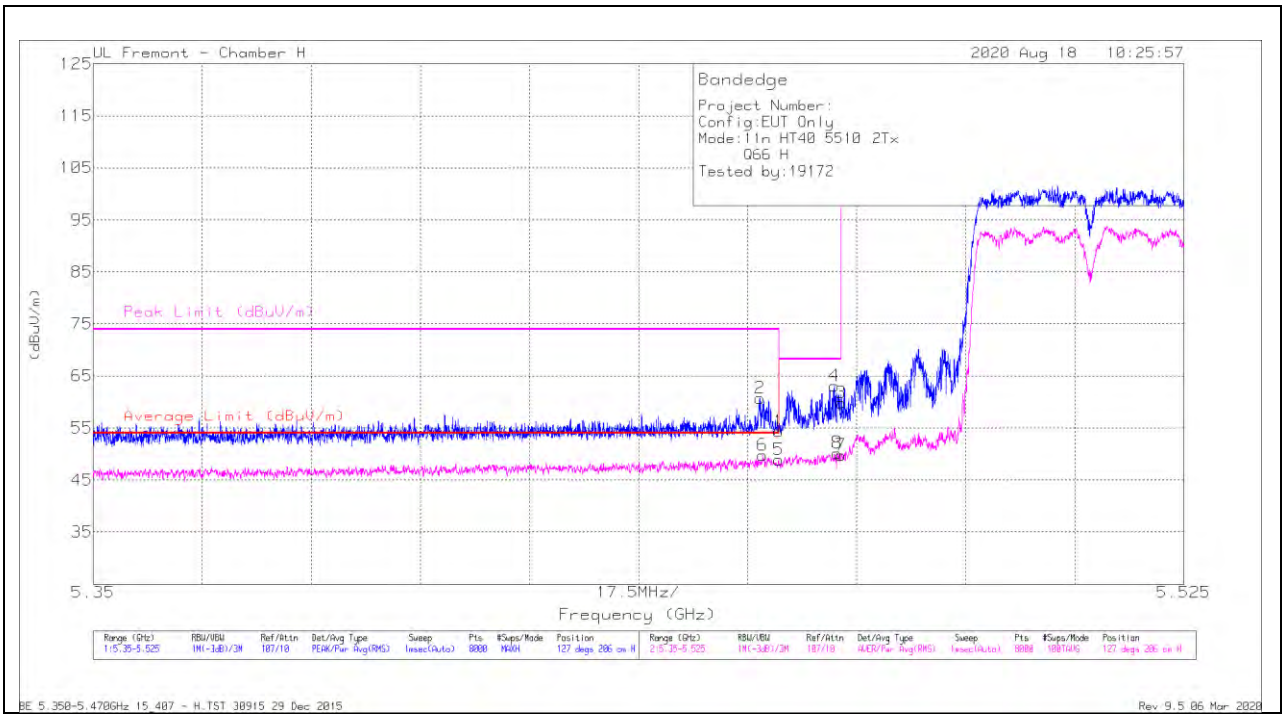

Marker	Frequency (GHz)	Meter Reading (dBuV)	Det	AF T863 (dB/m)	Amp/Cbl/Fltr/Pad (dB)	DC Corr (dB)	Corrected Reading (dBuV/m)	Average Limit (dBuV/m)	Margin (dB)	Peak Limit (dBuV/m)	PK Margin (dB)	Azimuth (Degs)	Height (cm)	Polarity
1	* 5.45998	40.04	Pk	35.2	-20.9	0	54.34	-	-	74	-19.66	127	206	H
2	* 5.45694	46.32	Pk	35.3	-20.9	0	60.72	-	-	74	-13.28	127	206	H
5	* 5.45998	33.74	RMS	35.2	-20.9	.89	48.93	54	-5.07	-	-	127	206	H
6	* 5.4574	34.42	RMS	35.3	-20.9	.89	49.71	54	-4.29	-	-	127	206	H
4	5.46891	48.84	Pk	35.3	-21	0	63.14	-	-	68.2	-5.06	127	206	H
8	5.46941	35	RMS	35.3	-21	.89	50.19	-	-	-	-	127	206	H
3	5.46998	45.5	Pk	35.3	-21	0	59.8	-	-	68.2	-8.4	127	206	H
7	5.46998	34.59	RMS	35.3	-21	.89	49.78	-	-	-	-	127	206	H

* - indicates frequency in CFR47 Pt 15 / IC RSS-Restricted Band
Pk - Peak detector
RMS - RMS detection

UL VERIFICATION SERVICES INC.
47173 Benicia Street, Fremont, CA 94538; USA TEL:(510) 319-4000 FAX:(510) 661-0888
This report shall not be reproduced except in full, without the written approval of UL Verification Services Inc.

VERTICAL RESULT

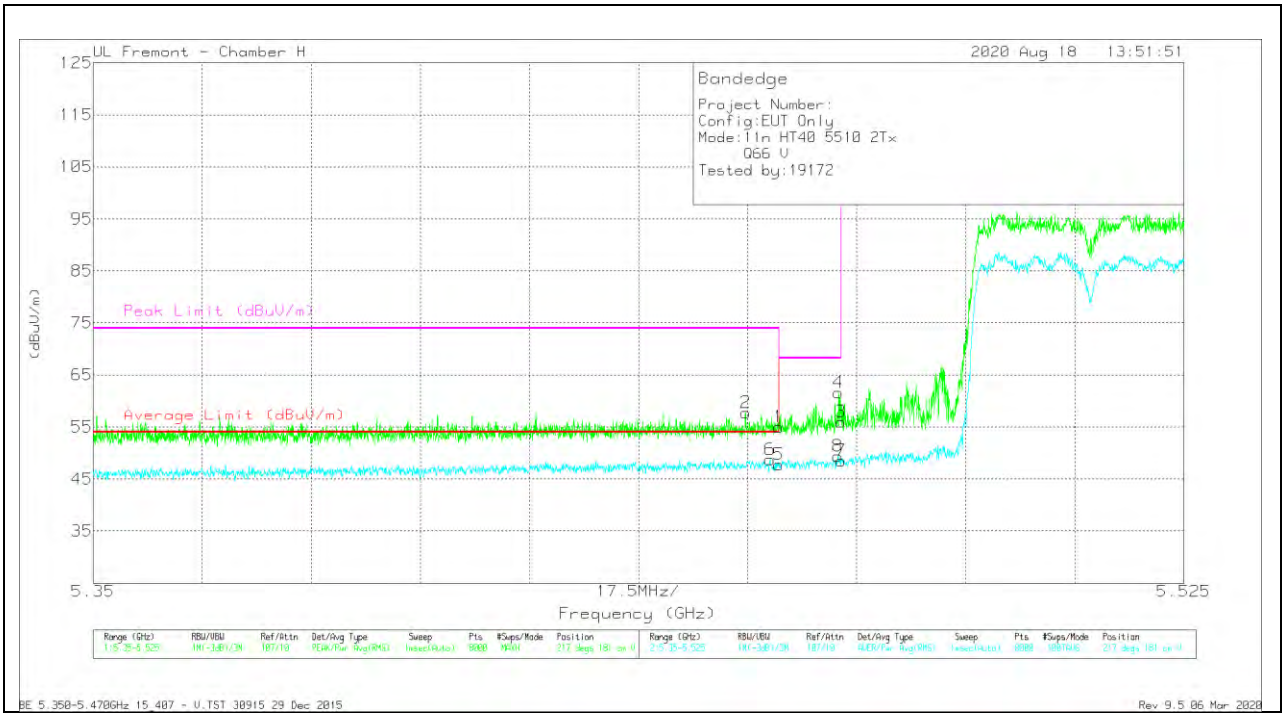

Marker	Frequency (GHz)	Meter Reading (dBuV)	Det	AF T863 (dB/m)	Amp/Cbl/Fltr/Pad (dB)	DC Corr (dB)	Corrected Reading (dBuV/m)	Average Limit (dBuV/m)	Margin (dB)	Peak Limit (dBuV/m)	PK Margin (dB)	Azimuth (Degs)	Height (cm)	Polarity
1	* 5.45998	40.68	Pk	35.2	-20.9	0	54.98	-	-	74	-19.02	217	181	V
2	* 5.45466	43.42	Pk	35.2	-20.9	0	57.72	-	-	74	-16.28	217	181	V
5	* 5.45998	32.55	RMS	35.2	-20.9	.89	47.74	54	-6.26	-	-	217	181	V
6	* 5.4586	33.47	RMS	35.3	-20.9	.89	48.76	54	-5.24	-	-	217	181	V
8	5.4695	34.15	RMS	35.3	-21	.89	49.34	-	-	-	-	217	181	V
4	5.46961	47.31	Pk	35.3	-21	0	61.61	-	-	68.2	-6.59	217	181	V
3	5.46998	41.64	Pk	35.3	-21	0	55.94	-	-	68.2	-12.26	217	181	V
7	5.46998	33.33	RMS	35.3	-21	.89	48.52	-	-	-	-	217	181	V

* - indicates frequency in CFR47 Pt 15 / IC RSS-Restricted Band
Pk - Peak detector
RMS - RMS detection

UL VERIFICATION SERVICES INC.
47173 Benicia Street, Fremont, CA 94538; USA TEL:(510) 319-4000 FAX:(510) 661-0888
This report shall not be reproduced except in full, without the written approval of UL Verification Services Inc.

BANDEDGE (HIGH CHANNEL)

HORIZONTAL RESULT

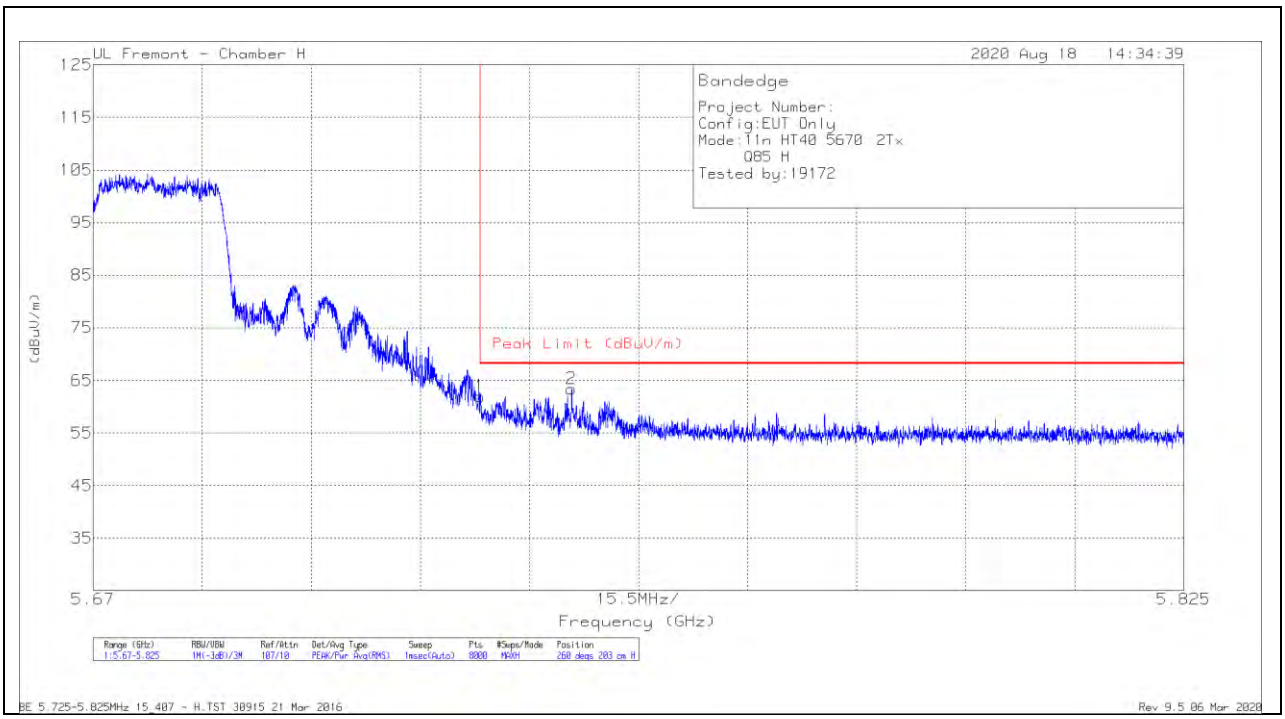

Marker	Frequency (GHz)	Meter Reading (dBuV)	Det	AF T863 (dB/m)	Amp/Cbl/Fltr/Pad (dB)	DC Corr (dB)	Corrected Reading (dBuV/m)	Peak Limit (dBuV/m)	PK Margin (dB)	Azimuth (Degs)	Height (cm)	Polarity
1	5.72501	48.08	Pk	35	-21.1	0	61.98	68.2	-6.22	260	203	H
2	5.73799	49.56	Pk	34.9	-21.1	0	63.36	68.2	-4.84	260	203	H

Pk - Peak detector

UL VERIFICATION SERVICES INC.
47173 Benicia Street, Fremont, CA 94538; USA TEL:(510) 319-4000 FAX:(510) 661-0888
This report shall not be reproduced except in full, without the written approval of UL Verification Services Inc.

VERTICAL RESULT

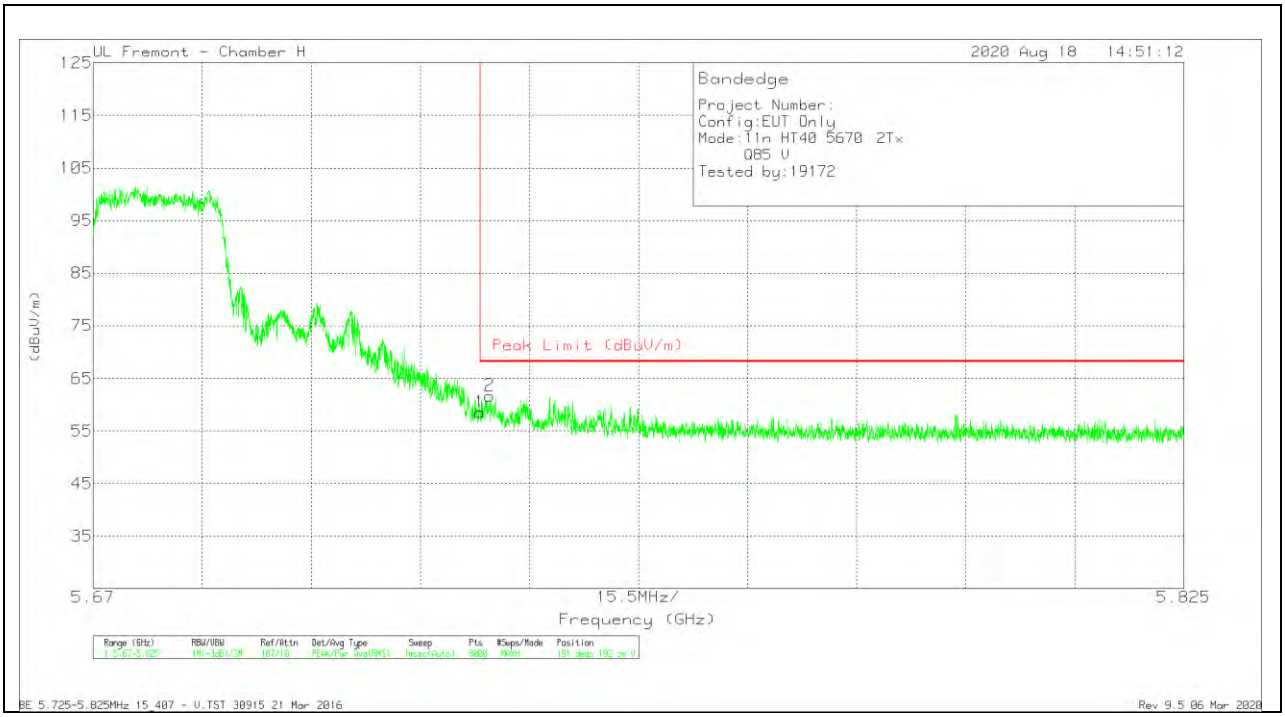

Marker	Frequency (GHz)	Meter Reading (dBuV)	Det	AF T863 (dB/m)	Amp/Cbl/Fltr/Pad (dB)	DC Corr (dB)	Corrected Reading (dBuV/m)	Peak Limit (dBuV/m)	PK Margin (dB)	Azimuth (Degs)	Height (cm)	Polarity
1	5.72501	44.7	Pk	35	-21.1	0	58.6	68.2	-9.6	191	192	V
2	5.72635	47.93	Pk	34.9	-21.1	0	61.73	68.2	-6.47	191	192	V

Pk - Peak detector

UL VERIFICATION SERVICES INC.
47173 Benicia Street, Fremont, CA 94538; USA TEL:(510) 319-4000 FAX:(510) 661-0888
This report shall not be reproduced except in full, without the written approval of UL Verification Services Inc.

1.1.15. TX ABOVE 1 GHz 802.11ac VHT80 MODE IN THE 5.6 GHz BAND

1TX ANT 5

BANDEDGE (LOW CHANNEL)

HORIZONTAL RESULT

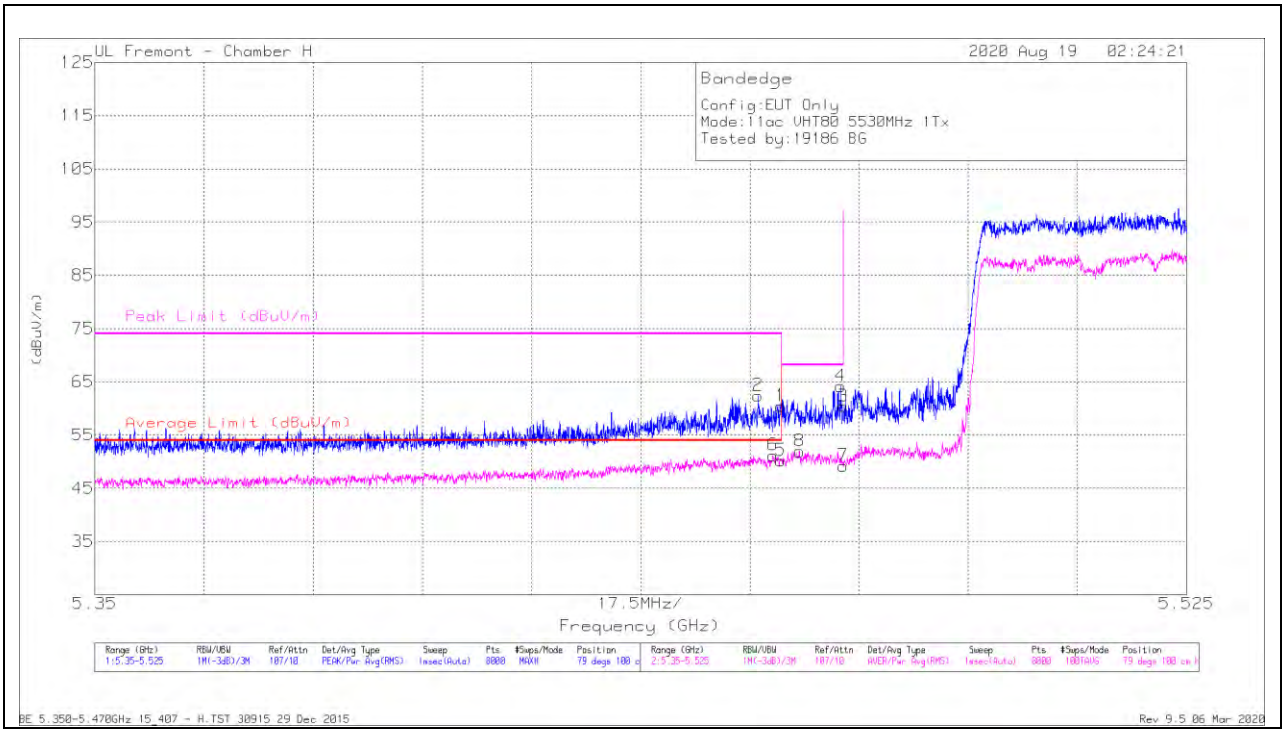

Marker	Frequency (GHz)	Meter Reading (dBuV)	Det	AF T863 (dB/m)	Amp/Cbl/Fltr/Pad (dB)	DC Corr (dB)	Corrected Reading (dBuV/m)	Average Limit (dBuV/m)	Margin (dB)	Peak Limit (dBuV/m)	PK Margin (dB)	Azimuth (Degs)	Height (cm)	Polarity
1	* 5.45998	46.17	Pk	35.2	-20.9	0	60.47	-	-	74	-13.53	79	100	H
2	* 5.45631	48.03	Pk	35.3	-20.9	0	62.43	-	-	74	-11.57	79	100	H
5	* 5.45998	34.8	RMS	35.2	-20.9	1.08	50.18	54	-3.82	-	-	79	100	H
6	* 5.45867	35.69	RMS	35.3	-20.9	1.08	51.17	54	-2.83	-	-	79	100	H
8	5.46293	36.54	RMS	35.2	-20.9	1.08	51.92	-	-	-	-	79	100	H
4	5.46952	49.87	Pk	35.3	-21	0	64.17	-	-	68.2	-4.03	79	100	H
3	5.46998	46.13	Pk	35.3	-21	0	60.43	-	-	68.2	-7.77	79	100	H
7	5.46998	33.78	RMS	35.3	-21	1.08	49.14	-	-	-	-	79	100	H

* - indicates frequency in CFR47 Pt 15 / IC RSS-Restricted Band
Pk - Peak detector
RMS - RMS detection

UL VERIFICATION SERVICES INC.
47173 Benicia Street, Fremont, CA 94538; USA TEL:(510) 319-4000 FAX:(510) 661-0888
This report shall not be reproduced except in full, without the written approval of UL Verification Services Inc.

VERTICAL RESULT

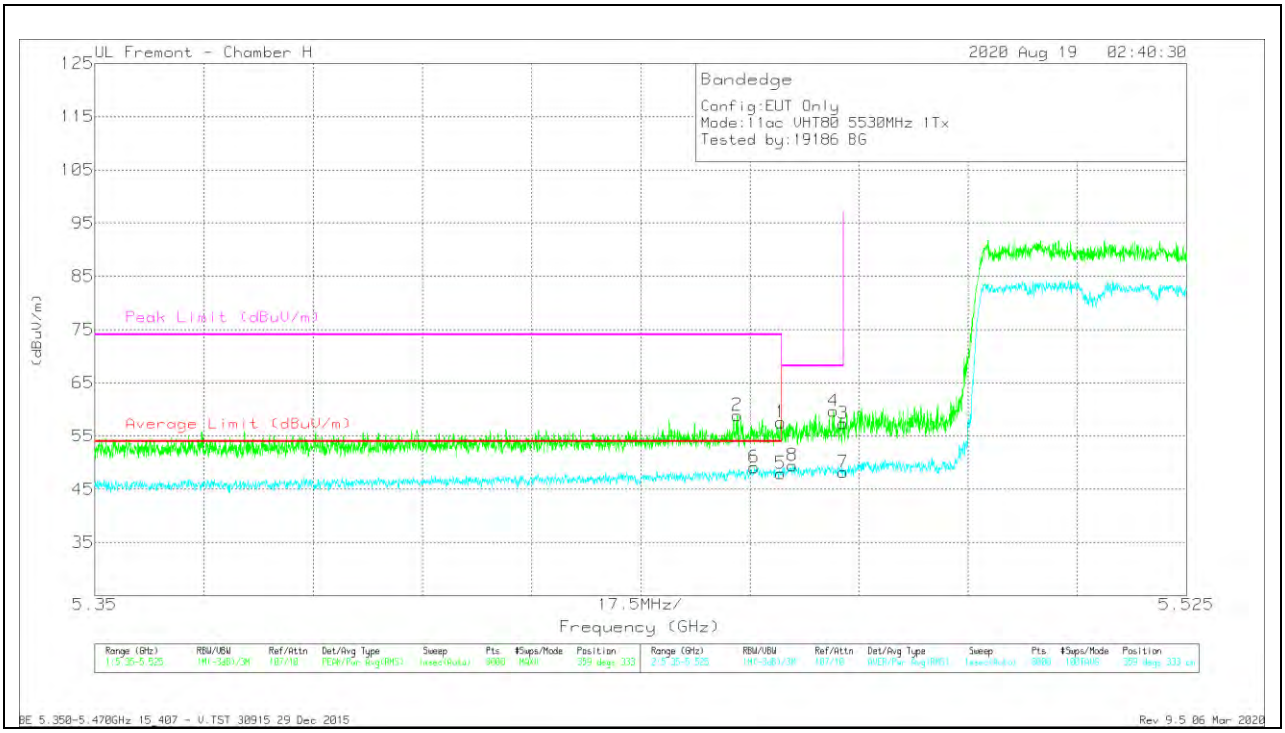

Marker	Frequency (GHz)	Meter Reading (dBuV)	Det	AF T863 (dB/m)	Amp/Cbl/Fltr/Pad (dB)	DC Corr (dB)	Corrected Reading (dBuV/m)	Average Limit (dBuV/m)	Margin (dB)	Peak Limit (dBuV/m)	PK Margin (dB)	Azimuth (Degs)	Height (cm)	Polarity
1	* 5.45998	43.28	Pk	35.2	-20.9	0	57.58	-	-	74	-16.42	359	333	V
2	* 5.453	44.59	Pk	35.2	-20.9	0	58.89	-	-	74	-15.11	359	333	V
5	* 5.45998	32.57	RMS	35.2	-20.9	1.08	47.95	54	-6.05	-	-	359	333	V
6	* 5.45569	33.63	RMS	35.3	-20.9	1.08	49.11	54	-4.91	-	-	359	333	V
8	5.46182	34.05	RMS	35.2	-20.9	1.08	49.43	-	-	-	-	359	333	V
4	5.46843	45.28	Pk	35.3	-20.9	0	59.68	-	-	68.2	-8.52	359	333	V
3	5.46998	43.05	Pk	35.3	-21	0	57.35	-	-	68.2	-10.85	359	333	V
7	5.46998	32.79	RMS	35.3	-21	1.08	48.17	-	-	-	-	359	333	V

* - indicates frequency in CFR47 Pt 15 / IC RSS-Restricted Band
Pk - Peak detector
RMS - RMS detection

UL VERIFICATION SERVICES INC.
47173 Benicia Street, Fremont, CA 94538; USA TEL:(510) 319-4000 FAX:(510) 661-0888
This report shall not be reproduced except in full, without the written approval of UL Verification Services Inc.

1TX ANT 6

BANDEDGE (LOW CHANNEL)

HORIZONTAL RESULT

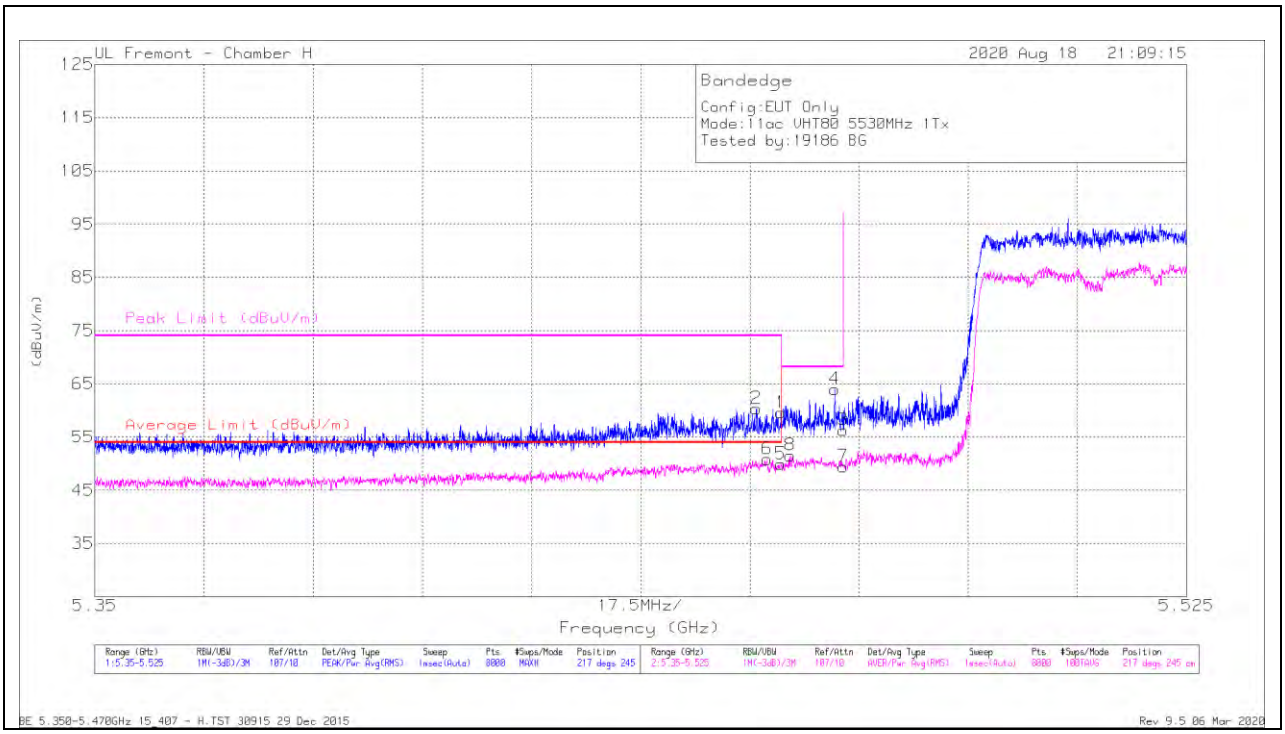

Marker	Frequency (GHz)	Meter Reading (dBuV)	Det	AF T863 (dB/m)	Amp/Cbl/Fltr/Pad (dB)	DC Corr (dB)	Corrected Reading (dBuV/m)	Average Limit (dBuV/m)	Margin (dB)	Peak Limit (dBuV/m)	PK Margin (dB)	Azimuth (Degs)	Height (cm)	Polarity
1	* 5.45998	45.25	Pk	35.2	-20.9	0	59.55	-	-	74	-14.45	217	245	H
2	* 5.45604	45.94	Pk	35.3	-20.9	0	60.34	-	-	74	-13.66	217	245	H
5	* 5.45998	34.55	RMS	35.2	-20.9	1.08	49.93	54	-4.07	-	-	217	245	H
6	* 5.45775	35.37	RMS	35.3	-20.9	1.08	50.85	54	-3.15	-	-	217	245	H
8	5.46147	36.18	RMS	35.2	-20.9	1.08	51.56	-	-	-	-	217	245	H
4	5.4686	49.69	Pk	35.3	-21	0	63.99	-	-	68.2	-4.21	217	245	H
3	5.46998	42.03	Pk	35.3	-21	0	56.33	-	-	68.2	-11.87	217	245	H
7	5.46998	34.08	RMS	35.3	-21	1.08	49.46	-	-	-	-	217	245	H

* - indicates frequency in CFR47 Pt 15 / IC RSS-Restricted Band
Pk - Peak detector
RMS - RMS detection

UL VERIFICATION SERVICES INC.
47173 Benicia Street, Fremont, CA 94538; USA TEL:(510) 319-4000 FAX:(510) 661-0888
This report shall not be reproduced except in full, without the written approval of UL Verification Services Inc.

VERTICAL RESULT

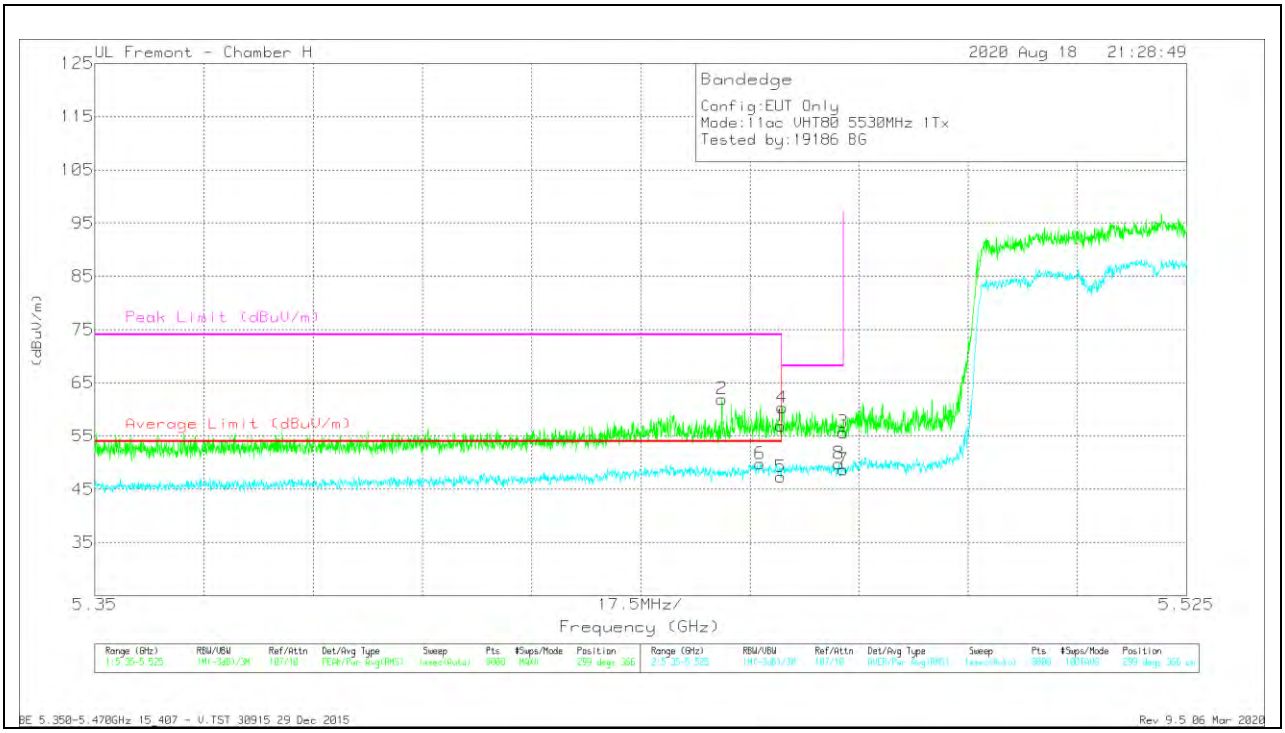

Marker	Frequency (GHz)	Meter Reading (dBuV)	Det	AF T863 (dB/m)	Amp/Cbl/Fltr/Pad (dB)	DC Corr (dB)	Corrected Reading (dBuV/m)	Average Limit (dBuV/m)	Margin (dB)	Peak Limit (dBuV/m)	PK Margin (dB)	Azimuth (Degs)	Height (cm)	Polarity
1	* 5.45998	42.57	Pk	35.2	-20.9	0	56.87	-	-	74	-17.13	299	366	V
2	* 5.45051	47.76	Pk	35.1	-20.9	0	61.96	-	-	74	-12.04	299	366	V
5	* 5.45998	31.94	RMS	35.2	-20.9	1.08	47.32	54	-6.68	-	-	299	366	V
6	* 5.45663	34.3	RMS	35.3	-20.9	1.08	49.78	54	-4.22	-	-	299	366	V
4	5.4602	45.99	Pk	35.2	-20.9	0	60.29	-	-	68.2	-7.91	299	366	V
8	5.46928	34.44	RMS	35.3	-21	1.08	49.82	-	-	-	-	299	366	V
3	5.46998	41.39	Pk	35.3	-21	0	55.69	-	-	68.2	-12.51	299	366	V
7	5.46998	33.31	RMS	35.3	-21	1.08	48.69	-	-	-	-	299	366	V

* - indicates frequency in CFR47 Pt 15 / IC RSS-Restricted Band
Pk - Peak detector
RMS - RMS detection

UL VERIFICATION SERVICES INC.
47173 Benicia Street, Fremont, CA 94538; USA TEL:(510) 319-4000 FAX:(510) 661-0888
This report shall not be reproduced except in full, without the written approval of UL Verification Services Inc.

2TX ANT 5 + ANT 6 CDD MODE

BANDEDGE (LOW CHANNEL)

HORIZONTAL RESULT

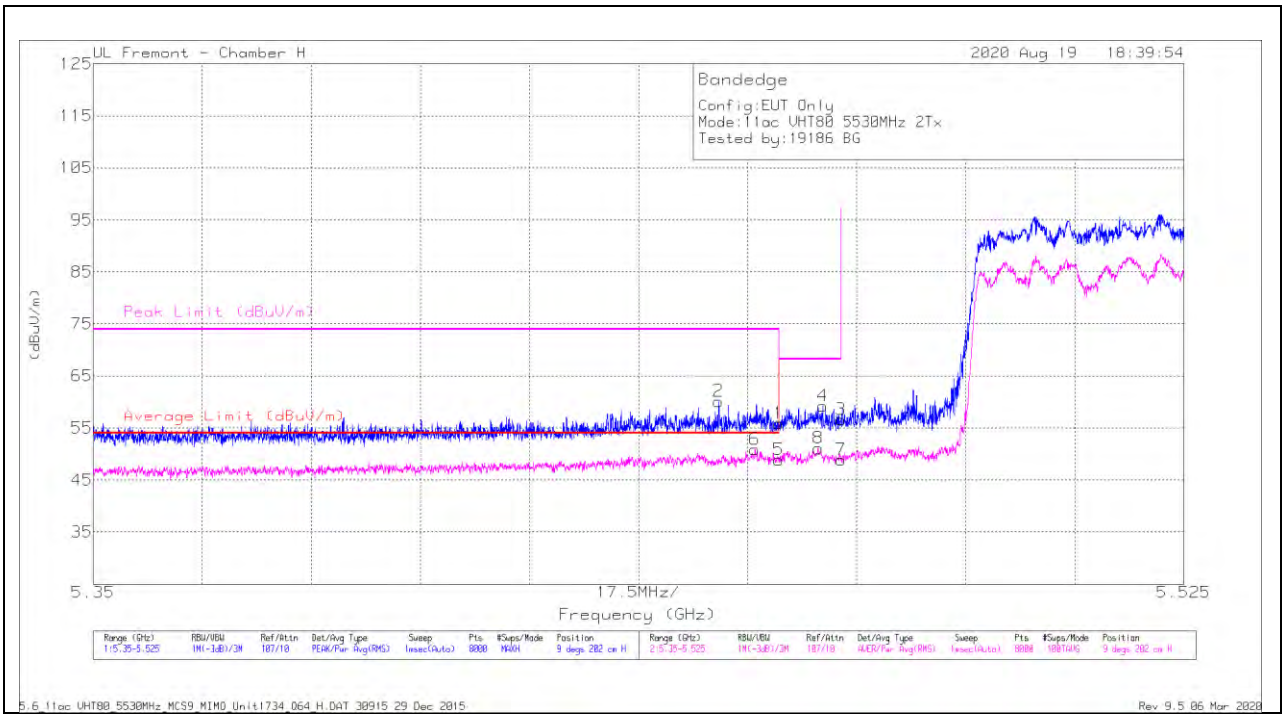

Marker	Frequency (GHz)	Meter Reading (dBuV)	Det	AF T863 (dB/m)	Amp/Cbl/Fltr/Pad (dB)	DC Corr (dB)	Corrected Reading (dBuV/m)	Average Limit (dBuV/m)	Margin (dB)	Peak Limit (dBuV/m)	PK Margin (dB)	Azimuth (Degs)	Height (cm)	Polarity
1	* 5.45998	41.58	Pk	35.2	-20.9	0	55.88	-	-	74	-18.12	9	202	H
2	* 5.45035	45.96	Pk	35.1	-20.9	0	60.16	-	-	74	-13.84	9	202	H
5	* 5.45998	33.24	RMS	35.2	-20.9	1.31	48.85	54	-5.15	-	-	9	202	H
6	* 5.4562	35.13	RMS	35.3	-20.9	1.31	50.84	54	-3.16	-	-	9	202	H
8	5.4663	35.46	RMS	35.2	-20.9	1.31	51.07	-	-	-	-	9	202	H
4	5.46705	44.88	Pk	35.3	-20.9	0	59.28	-	-	68.2	-8.92	9	202	H
3	5.46998	42.36	Pk	35.3	-21	0	56.66	-	-	68.2	-11.54	9	202	H
7	5.46998	33.3	RMS	35.3	-21	1.31	48.91	-	-	-	-	9	202	H

* - indicates frequency in CFR47 Pt 15 / IC RSS-Restricted Band
Pk - Peak detector
RMS - RMS detection

UL VERIFICATION SERVICES INC.
47173 Benicia Street, Fremont, CA 94538; USA TEL:(510) 319-4000 FAX:(510) 661-0888
This report shall not be reproduced except in full, without the written approval of UL Verification Services Inc.

VERTICAL RESULT

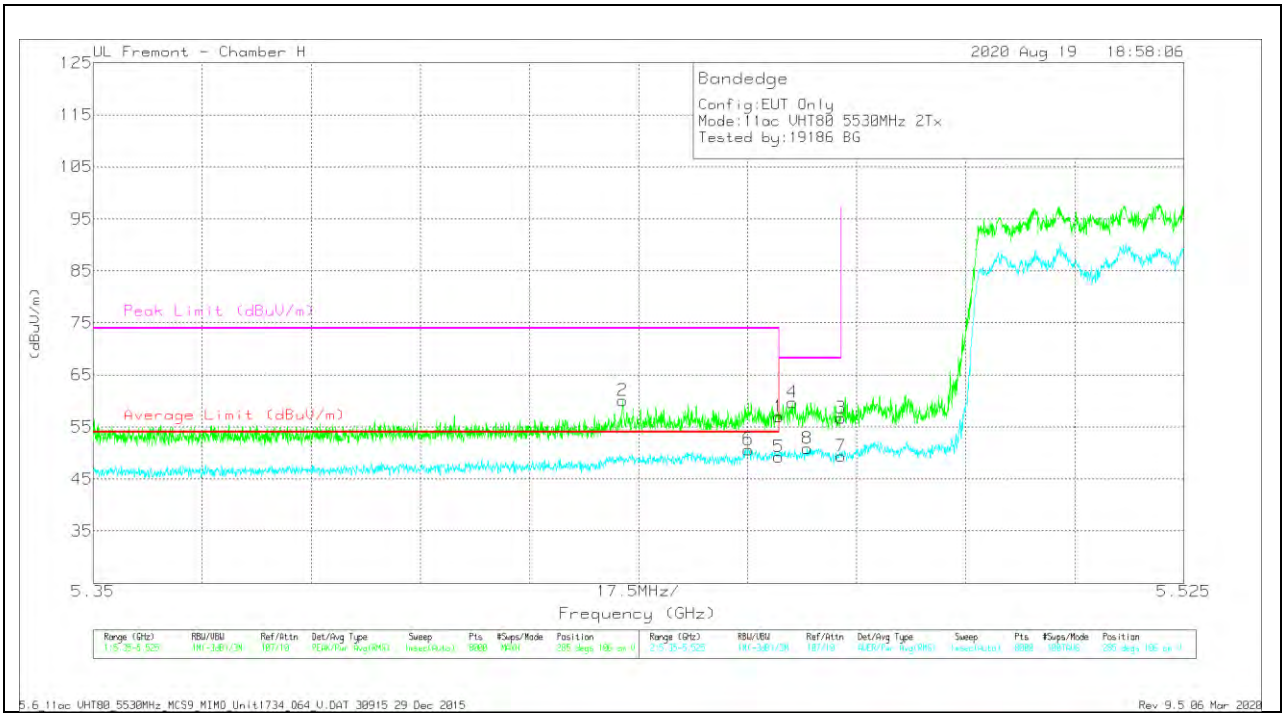

Marker	Frequency (GHz)	Meter Reading (dBuV)	Det	AF T863 (dB/m)	Amp/Cbl/Fltr/Pad (dB)	DC Corr (dB)	Corrected Reading (dBuV/m)	Average Limit (dBuV/m)	Margin (dB)	Peak Limit (dBuV/m)	PK Margin (dB)	Azimuth (Degs)	Height (cm)	Polarity
1	* 5.45998	42.73	Pk	35.2	-20.9	0	57.03	-	-	74	-16.97	285	106	V
2	* 5.43495	45.84	Pk	35.1	-20.8	0	60.14	-	-	74	-13.86	285	106	V
5	* 5.45998	33.68	RMS	35.2	-20.9	1.31	49.29	54	-4.71	-	-	285	106	V
6	* 5.45512	34.98	RMS	35.3	-20.9	1.31	50.69	54	-3.31	-	-	285	106	V
4	5.46221	45.38	Pk	35.2	-20.9	0	59.68	-	-	68.2	-8.52	285	106	V
8	5.46455	35.29	RMS	35.2	-20.9	1.31	50.9	-	-	-	-	285	106	V
3	5.46998	42.41	Pk	35.3	-21	0	56.71	-	-	68.2	-11.49	285	106	V
7	5.46998	33.72	RMS	35.3	-21	1.31	49.33	-	-	-	-	285	106	V

* - indicates frequency in CFR47 Pt 15 / IC RSS-Restricted Band
Pk - Peak detector
RMS - RMS detection

UL VERIFICATION SERVICES INC.
47173 Benicia Street, Fremont, CA 94538; USA TEL:(510) 319-4000 FAX:(510) 661-0888
This report shall not be reproduced except in full, without the written approval of UL Verification Services Inc.

1.1.16. TX ABOVE 1 GHz 802.11ax HE20 MODE IN THE 5.6 GHz BAND

1TX ANT 5 – SU, RU Index 61

BANDEDGE (LOW CHANNEL)

HORIZONTAL RESULT

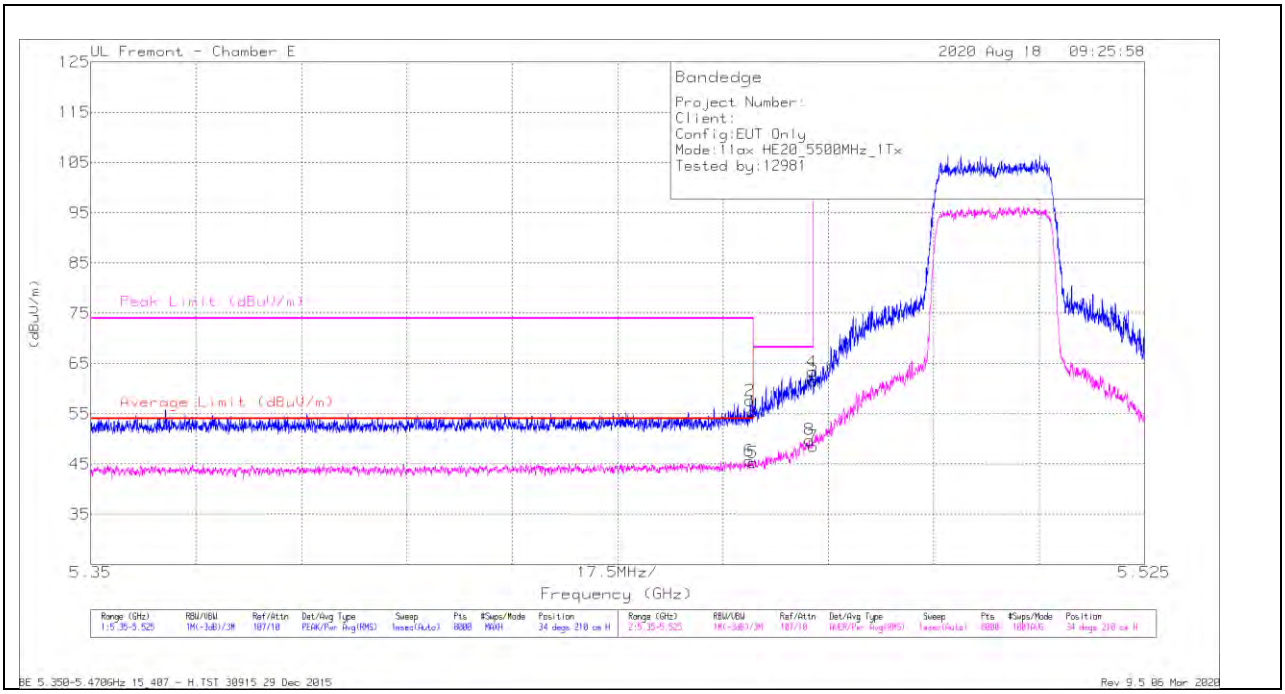

Marker	Frequency (GHz)	Meter Reading (dBuV)	Det	AF T712 (dB/m)	Amp/Cbl/Fltr/Pad (dB)	Corrected Reading (dBuV/m)	Average Limit (dBuV/m)	Margin (dB)	Peak Limit (dBuV/m)	PK Margin (dB)	Azimuth (Degs)	Height (cm)	Polarity
1	* 5.45998	42.59	Pk	34.5	-21.7	55.39	-	-	74	-18.61	34	210	H
2	* 5.4595	44.69	Pk	34.6	-21.7	57.59	-	-	74	-16.41	34	210	H
5	* 5.45998	32.47	RMS	34.5	-21.7	45.27	54	-8.73	-	-	34	210	H
6	* 5.45937	32.77	RMS	34.6	-21.7	45.67	54	-8.33	-	-	34	210	H
8	5.46932	36.92	RMS	34.6	-21.7	49.82	-	-	-	-	34	210	H
4	5.46974	50.48	Pk	34.6	-21.7	63.38	-	-	68.2	-4.82	34	210	H
3	5.46998	48.57	Pk	34.6	-21.7	61.47	-	-	68.2	-6.73	34	210	H
7	5.46998	35.58	RMS	34.6	-21.7	48.48	-	-	-	-	34	210	H

* - indicates frequency in CFR47 Pt 15 / IC RSS-Restricted Band
Pk - Peak detector
RMS - RMS detection

UL VERIFICATION SERVICES INC.
47173 Benicia Street, Fremont, CA 94538; USA TEL:(510) 319-4000 FAX:(510) 661-0888
This report shall not be reproduced except in full, without the written approval of UL Verification Services Inc.

VERTICAL RESULT

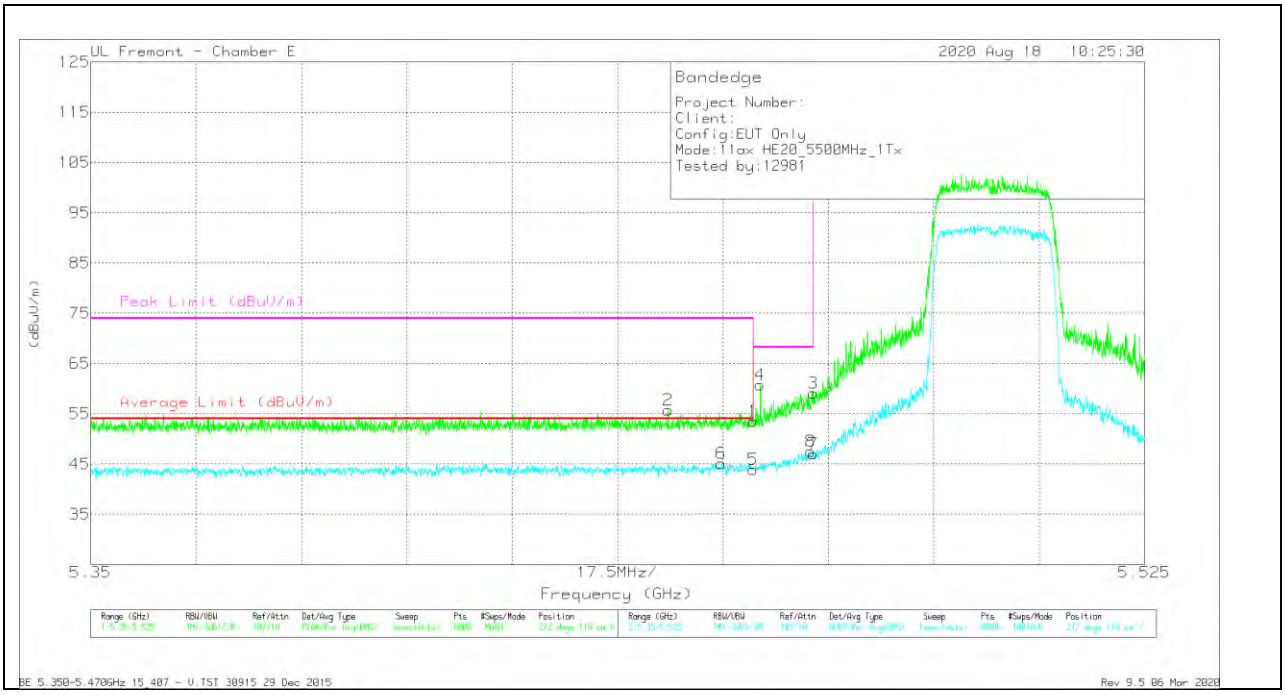

Marker	Frequency (GHz)	Meter Reading (dBuV)	Det	AF T712 (dB/m)	Amp/Cbl/Fltr/Pad (dB)	Corrected Reading (dBuV/m)	Average Limit (dBuV/m)	Margin (dB)	Peak Limit (dBuV/m)	PK Margin (dB)	Azimuth (Degs)	Height (cm)	Polarity
1	* 5.45998	40.69	Pk	34.5	-21.7	53.49	-	-	74	-20.51	272	118	V
2	* 5.44591	42.99	Pk	34.5	-21.7	55.79	-	-	74	-18.21	272	118	V
5	* 5.45998	31.07	RMS	34.5	-21.7	43.87	54	-10.13	-	-	272	118	V
6	* 5.45475	32.22	RMS	34.6	-21.7	45.12	54	-8.88	-	-	272	118	V
4	5.46118	47.89	Pk	34.5	-21.7	60.69	-	-	68.2	-7.51	272	118	V
8	5.46954	34.61	RMS	34.6	-21.7	47.51	-	-	-	-	272	118	V
3	5.46998	46.16	Pk	34.6	-21.7	59.06	-	-	68.2	-9.14	272	118	V
7	5.46998	34.09	RMS	34.6	-21.7	46.99	-	-	-	-	272	118	V

* - indicates frequency in CFR47 Pt 15 / IC RSS-Restricted Band
Pk - Peak detector
RMS - RMS detection

UL VERIFICATION SERVICES INC.
47173 Benicia Street, Fremont, CA 94538; USA TEL:(510) 319-4000 FAX:(510) 661-0888
This report shall not be reproduced except in full, without the written approval of UL Verification Services Inc.

BANDEDGE (HIGH CHANNEL)

HORIZONTAL RESULT

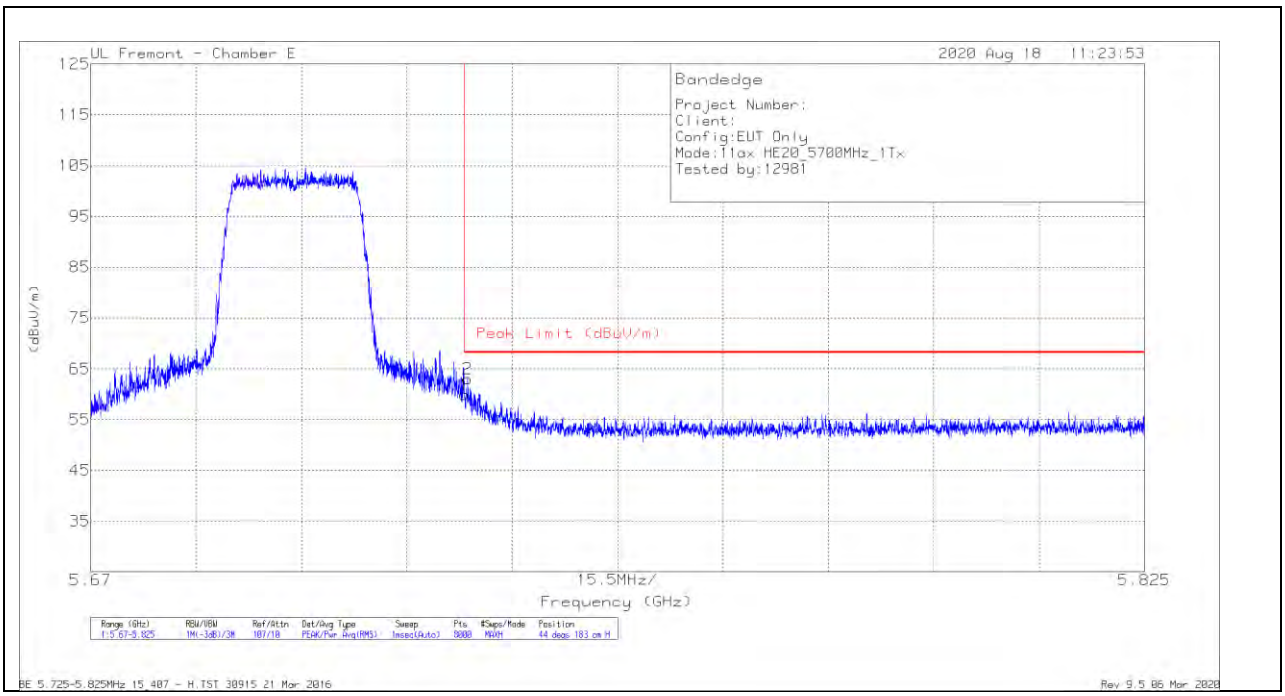

Marker	Frequency (GHz)	Meter Reading (dBuV)	Det	AF T712 (dB/m)	Amp/Cbl/Fltr/Pad (dB)	Corrected Reading (dBuV/m)	Peak Limit (dBuV/m)	PK Margin (dB)	Azimuth (Degs)	Height (cm)	Polarity
1	5.72501	46.47	Pk	34.7	-21.2	59.97	68.2	-8.23	44	183	H
2	5.72546	49.48	Pk	34.7	-21.2	62.98	68.2	-5.22	44	183	H

Pk - Peak detector

UL VERIFICATION SERVICES INC.
47173 Benicia Street, Fremont, CA 94538; USA TEL:(510) 319-4000 FAX:(510) 661-0888
This report shall not be reproduced except in full, without the written approval of UL Verification Services Inc.

VERTICAL RESULT

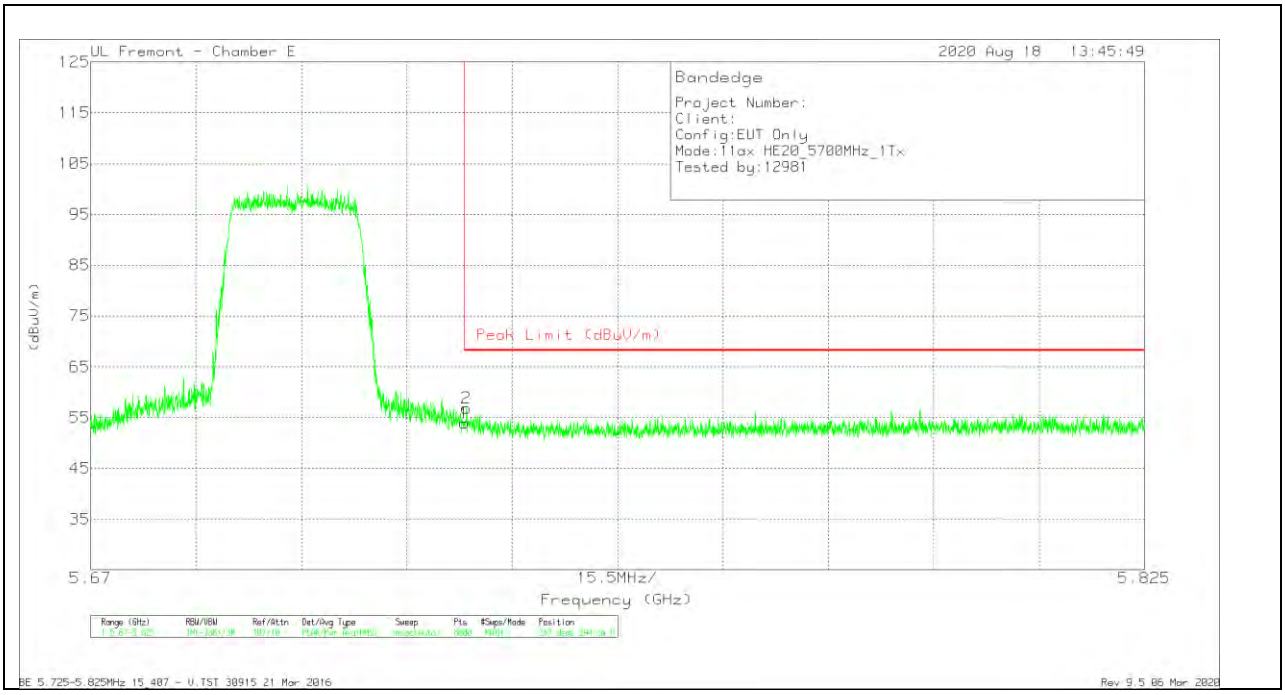

Marker	Frequency (GHz)	Meter Reading (dBuV)	Det	AF T712 (dB/m)	Amp/Cbl/Fltr/Pad (dB)	Corrected Reading (dBuV/m)	Peak Limit (dBuV/m)	PK Margin (dB)	Azimuth (Degs)	Height (cm)	Polarity
1	5.72501	40.4	Pk	34.7	-21.2	53.9	68.2	-14.3	287	394	V
2	5.72528	43.38	Pk	34.7	-21.2	56.88	68.2	-11.32	287	394	V

Pk - Peak detector

UL VERIFICATION SERVICES INC.
47173 Benicia Street, Fremont, CA 94538; USA TEL:(510) 319-4000 FAX:(510) 661-0888
This report shall not be reproduced except in full, without the written approval of UL Verification Services Inc.

1TX ANT 5 – 26 Tones, RU Index 0

BANDEDGE (LOW CHANNEL)

HORIZONTAL RESULT

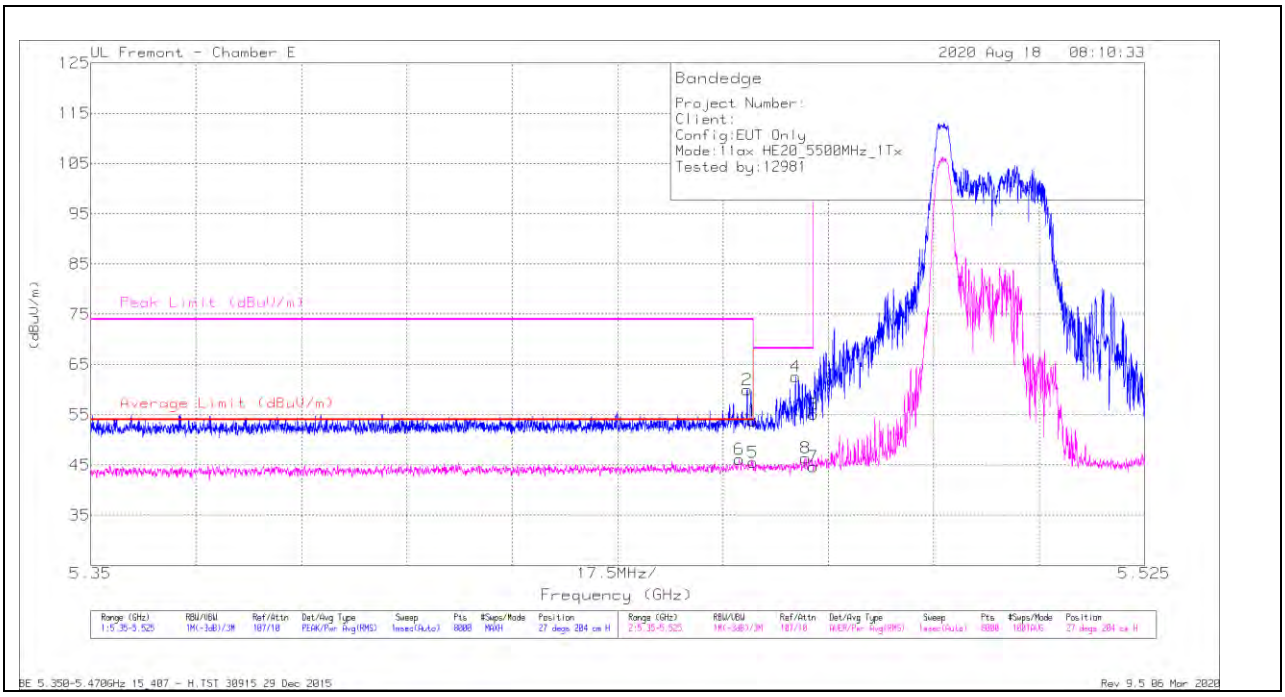

Marker	Frequency (GHz)	Meter Reading (dBuV)	Det	AF T712 (dB/m)	Amp/Cbl/Fltr/Pad (dB)	Corrected Reading (dBuV/m)	Average Limit (dBuV/m)	Margin (dB)	Peak Limit (dBuV/m)	PK Margin (dB)	Azimuth (Degs)	Height (cm)	Polarity
1	* 5.45998	40.98	Pk	34.5	-21.7	53.78	-	-	74	-20.22	27	204	H
2	* 5.45902	47.02	Pk	34.6	-21.7	59.92	-	-	74	-14.08	27	204	H
5	* 5.45998	32.73	RMS	34.5	-21.7	45.53	54	-8.47	-	-	27	204	H
6	* 5.45771	33.26	RMS	34.6	-21.7	46.16	54	-7.84	-	-	27	204	H
4	5.46705	49.77	Pk	34.5	-21.7	62.57	-	-	68.2	-5.63	27	204	H
8	5.46875	33.62	RMS	34.5	-21.7	46.42	-	-	-	-	27	204	H
3	5.46998	42.25	Pk	34.6	-21.7	55.15	-	-	68.2	-13.05	27	204	H
7	5.46998	31.7	RMS	34.6	-21.7	44.6	-	-	-	-	27	204	H

* - indicates frequency in CFR47 Pt 15 / IC RSS-Restricted Band
Pk - Peak detector
RMS - RMS detection

UL VERIFICATION SERVICES INC.
47173 Benicia Street, Fremont, CA 94538; USA TEL:(510) 319-4000 FAX:(510) 661-0888
This report shall not be reproduced except in full, without the written approval of UL Verification Services Inc.

VERTICAL RESULT

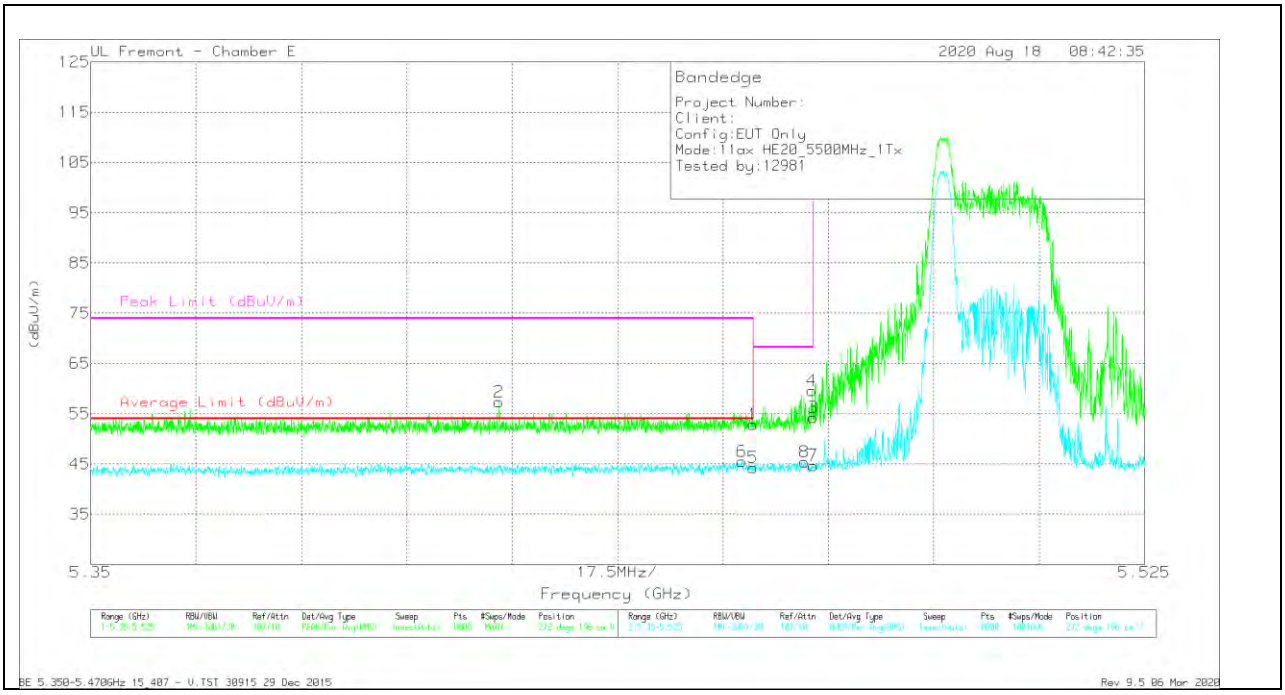

Marker	Frequency (GHz)	Meter Reading (dBuV)	Det	AF T712 (dB/m)	Amp/Cbl/Fltr/Pad (dB)	Corrected Reading (dBuV/m)	Average Limit (dBuV/m)	Margin (dB)	Peak Limit (dBuV/m)	PK Margin (dB)	Azimuth (Degs)	Height (cm)	Polarity
1	* 5.45998	40.03	Pk	34.5	-21.7	52.83	-	-	74	-21.17	272	196	V
2	* 5.4178	44.7	Pk	34.5	-21.8	57.4	-	-	74	-16.6	272	196	V
5	* 5.45998	31.5	RMS	34.5	-21.7	44.3	54	-9.7	-	-	272	196	V
6	* 5.45816	32.59	RMS	34.6	-21.7	45.49	54	-8.51	-	-	272	196	V
8	5.46854	32.64	RMS	34.5	-21.7	45.44	-	-	-	-	272	196	V
4	5.46978	46.72	Pk	34.6	-21.7	59.62	-	-	68.2	-8.58	272	196	V
3	5.46998	41.34	Pk	34.6	-21.7	54.24	-	-	68.2	-13.96	272	196	V
7	5.46998	31.81	RMS	34.6	-21.7	44.71	-	-	-	-	272	196	V

* - indicates frequency in CFR47 Pt 15 / IC RSS-Restricted Band
Pk - Peak detector
RMS - RMS detection

UL VERIFICATION SERVICES INC.
47173 Benicia Street, Fremont, CA 94538; USA TEL:(510) 319-4000 FAX:(510) 661-0888
This report shall not be reproduced except in full, without the written approval of UL Verification Services Inc.

1TX ANT 5 – 26 Tones, RU Index 8

BANDEDGE (HIGH CHANNEL)

HORIZONTAL RESULT

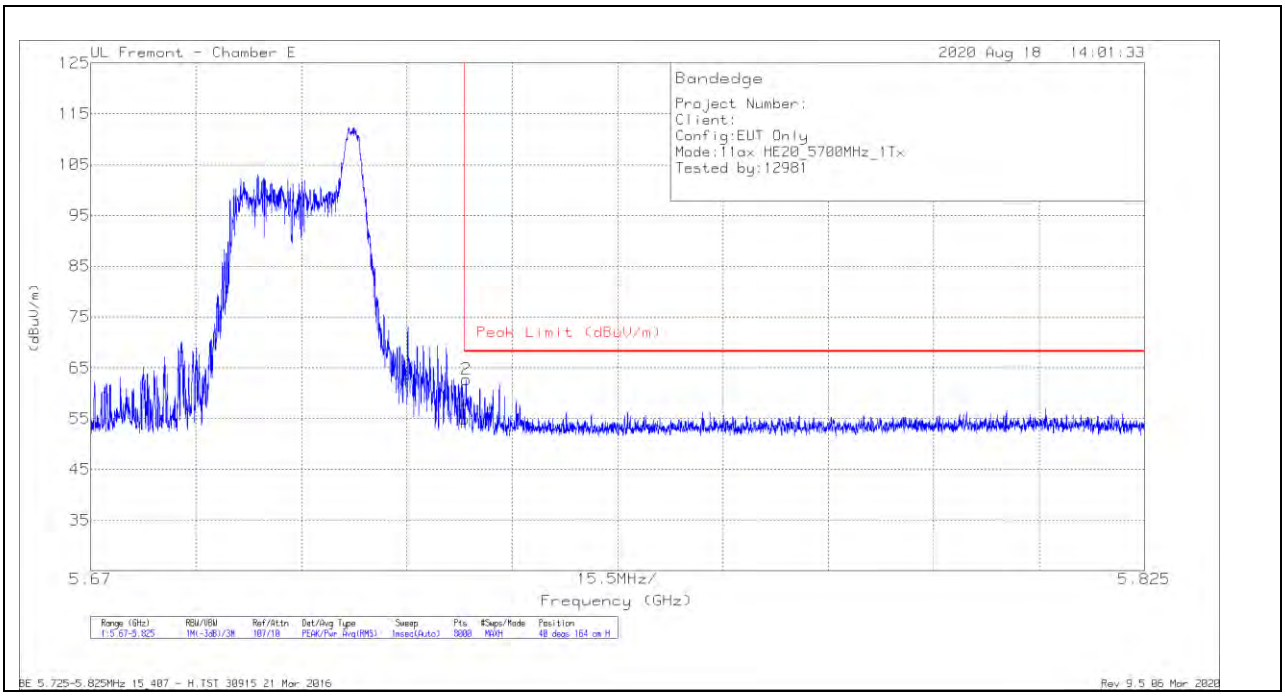

Marker	Frequency (GHz)	Meter Reading (dBuV)	Det	AF T712 (dB/m)	Amp/Cbl/Fltr/Pad (dB)	Corrected Reading (dBuV/m)	Peak Limit (dBuV/m)	PK Margin (dB)	Azimuth (Degs)	Height (cm)	Polarity
1	5.72501	41.44	Pk	34.7	-21.2	54.94	68.2	-13.26	40	164	H
2	5.72522	49.22	Pk	34.7	-21.2	62.72	68.2	-5.48	40	164	H

Pk - Peak detector

UL VERIFICATION SERVICES INC.
47173 Benicia Street, Fremont, CA 94538; USA TEL:(510) 319-4000 FAX:(510) 661-0888
This report shall not be reproduced except in full, without the written approval of UL Verification Services Inc.

VERTICAL RESULT

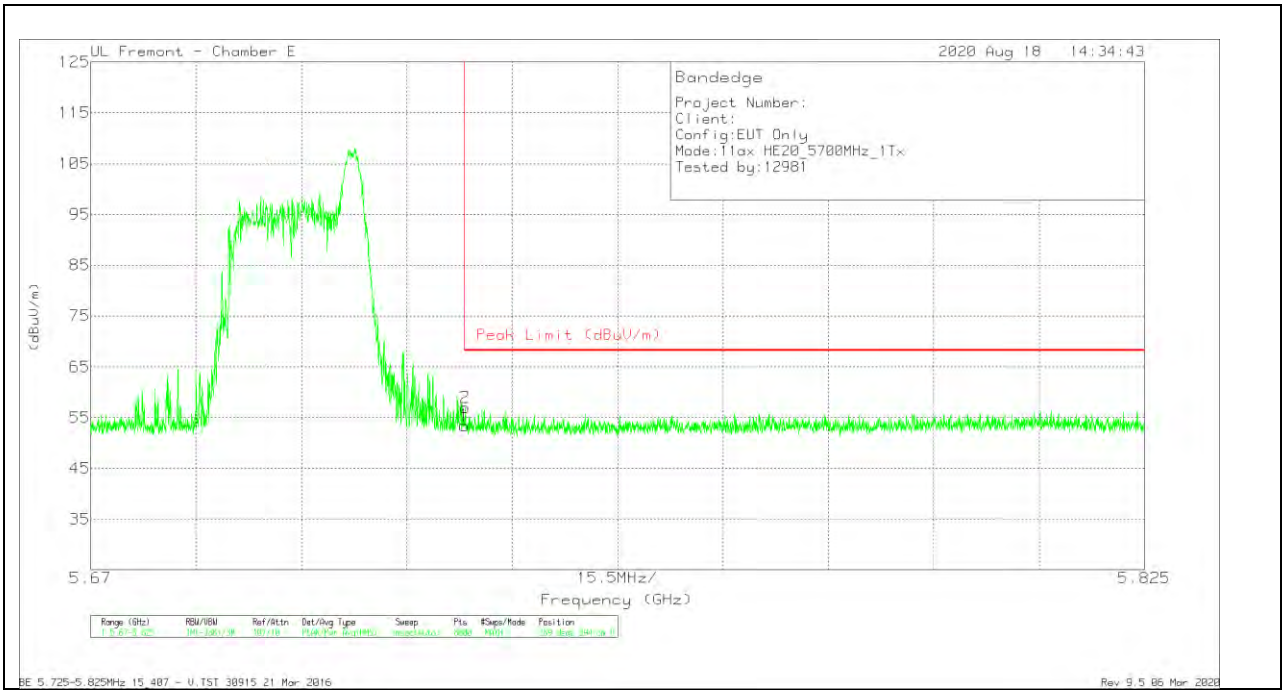

Marker	Frequency (GHz)	Meter Reading (dBuV)	Det	AF T712 (dB/m)	Amp/Cbl/Fltr/Pad (dB)	Corrected Reading (dBuV/m)	Peak Limit (dBuV/m)	PK Margin (dB)	Azimuth (Degs)	Height (cm)	Polarity
1	5.72501	39.97	Pk	34.7	-21.2	53.47	68.2	-14.73	289	394	V
2	5.72509	43.46	Pk	34.7	-21.2	56.96	68.2	-11.24	289	394	V

Pk - Peak detector

UL VERIFICATION SERVICES INC.
47173 Benicia Street, Fremont, CA 94538; USA TEL:(510) 319-4000 FAX:(510) 661-0888
This report shall not be reproduced except in full, without the written approval of UL Verification Services Inc.

1TX ANT 6 – SU, RU Index 61

BANDEDGE (LOW CHANNEL)

HORIZONTAL RESULT

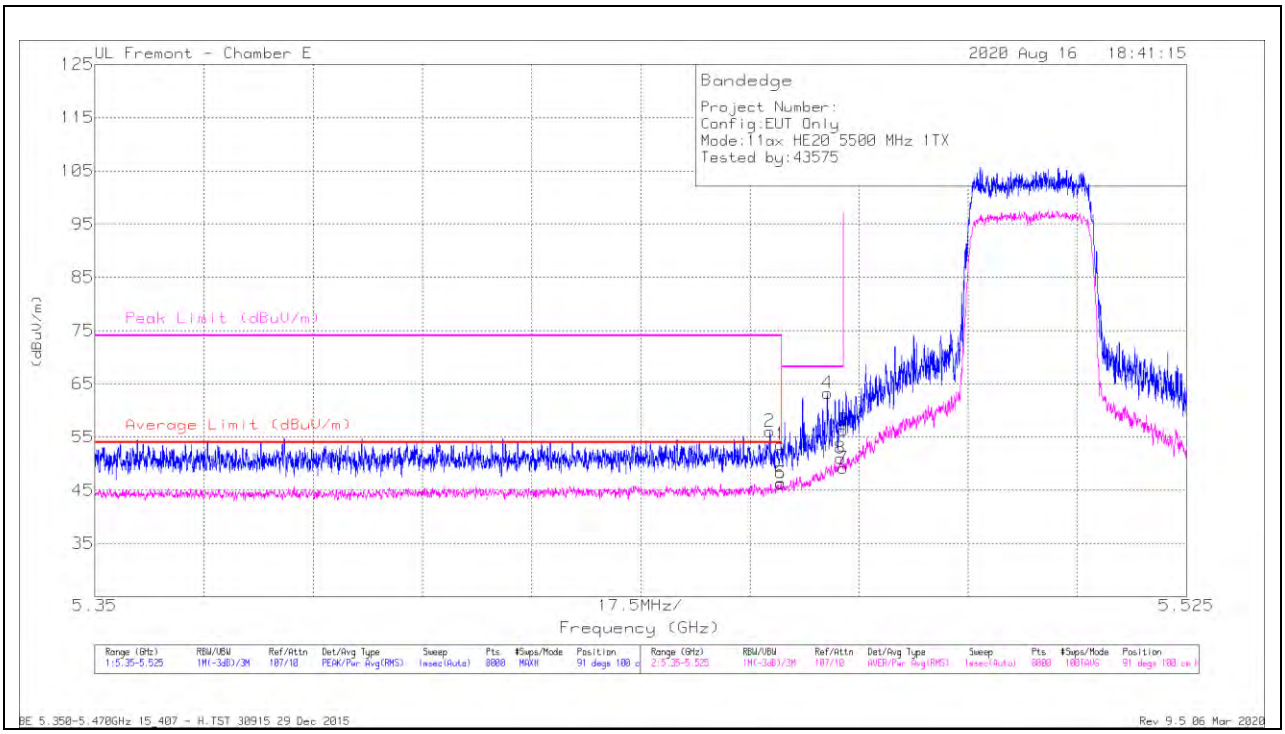

Marker	Frequency (GHz)	Meter Reading (dBuV)	Det	AF T712 (dB/m)	Amp/Cbl/Fltr/Pad (dB)	Corrected Reading (dBuV/m)	Average Limit (dBuV/m)	Margin (dB)	Peak Limit (dBuV/m)	PK Margin (dB)	Azimuth (Degs)	Height (cm)	Polarity
1	* 5.45998	40.79	Pk	34.5	-21.7	53.59	-	-	74	-20.41	91	100	H
2	* 5.45819	43.17	Pk	34.6	-21.7	56.07	-	-	74	-17.93	91	100	H
5	* 5.45998	33.52	RMS	34.5	-21.7	46.32	54	-7.68	-	-	91	100	H
6	* 5.45996	33.5	RMS	34.5	-21.7	46.3	54	-7.7	-	-	91	100	H
4	5.46742	50.45	Pk	34.5	-21.7	63.25	-	-	68.2	-4.95	91	100	H
8	5.46954	38.1	RMS	34.6	-21.7	51	-	-	-	-	91	100	H
3	5.46998	43.4	Pk	34.6	-21.7	56.3	-	-	68.2	-11.9	91	100	H
7	5.46998	36.26	RMS	34.6	-21.7	49.16	-	-	-	-	91	100	H

* - indicates frequency in CFR47 Pt 15 / IC RSS-Restricted Band
Pk - Peak detector
RMS - RMS detection

UL VERIFICATION SERVICES INC.
47173 Benicia Street, Fremont, CA 94538; USA TEL:(510) 319-4000 FAX:(510) 661-0888
This report shall not be reproduced except in full, without the written approval of UL Verification Services Inc.