VERTICAL RESULT

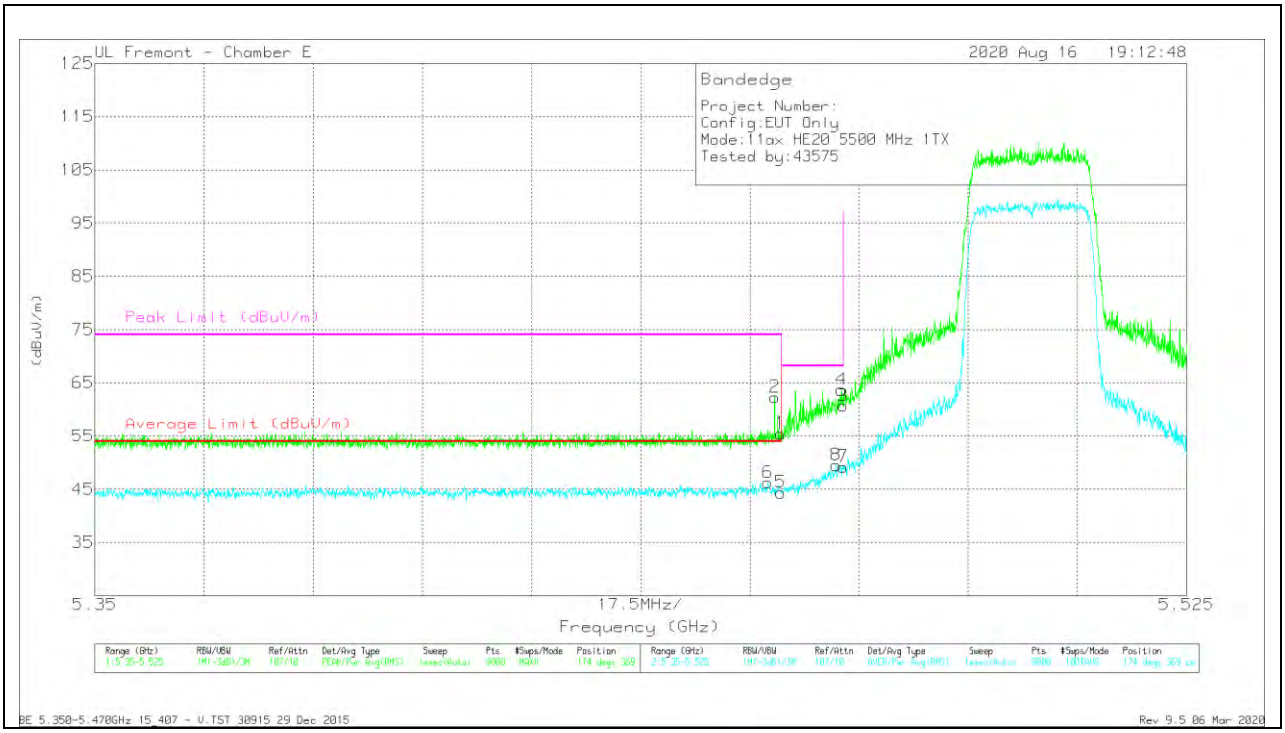

Marker	Frequency (GHz)	Meter Reading (dBuV)	Det	AF T712 (dB/m)	Amp/Cbl/Fltr/Pad (dB)	Corrected Reading (dBuV/m)	Average Limit (dBuV/m)	Margin (dB)	Peak Limit (dBuV/m)	PK Margin (dB)	Azimuth (Degs)	Height (cm)	Polarity
1	* 5.45998	42.66	Pk	34.5	-21.7	55.46	-	-	74	-18.54	174	369	V
2	* 5.45897	49.4	Pk	34.6	-21.7	62.3	-	-	74	-11.7	174	369	V
5	* 5.45998	31.58	RMS	34.5	-21.7	44.38	54	-9.62	-	-	174	369	V
6	* 5.45786	33.33	RMS	34.6	-21.7	46.23	54	-7.77	-	-	174	369	V
8	5.46878	36.71	RMS	34.5	-21.7	49.51	-	-	-	-	174	369	V
4	5.46969	50.8	Pk	34.6	-21.7	63.7	-	-	68.2	-4.5	174	369	V
3	5.46998	47.77	Pk	34.6	-21.7	60.67	-	-	68.2	-7.53	174	369	V
7	5.46998	36.32	RMS	34.6	-21.7	49.22	-	-	-	-	174	369	V

* - indicates frequency in CFR47 Pt 15 / IC RSS-Restricted Band
Pk - Peak detector
RMS - RMS detection

UL VERIFICATION SERVICES INC.
47173 Benicia Street, Fremont, CA 94538; USA TEL:(510) 319-4000 FAX:(510) 661-0888
This report shall not be reproduced except in full, without the written approval of UL Verification Services Inc.

BANDEDGE (HIGH CHANNEL)

HORIZONTAL RESULT

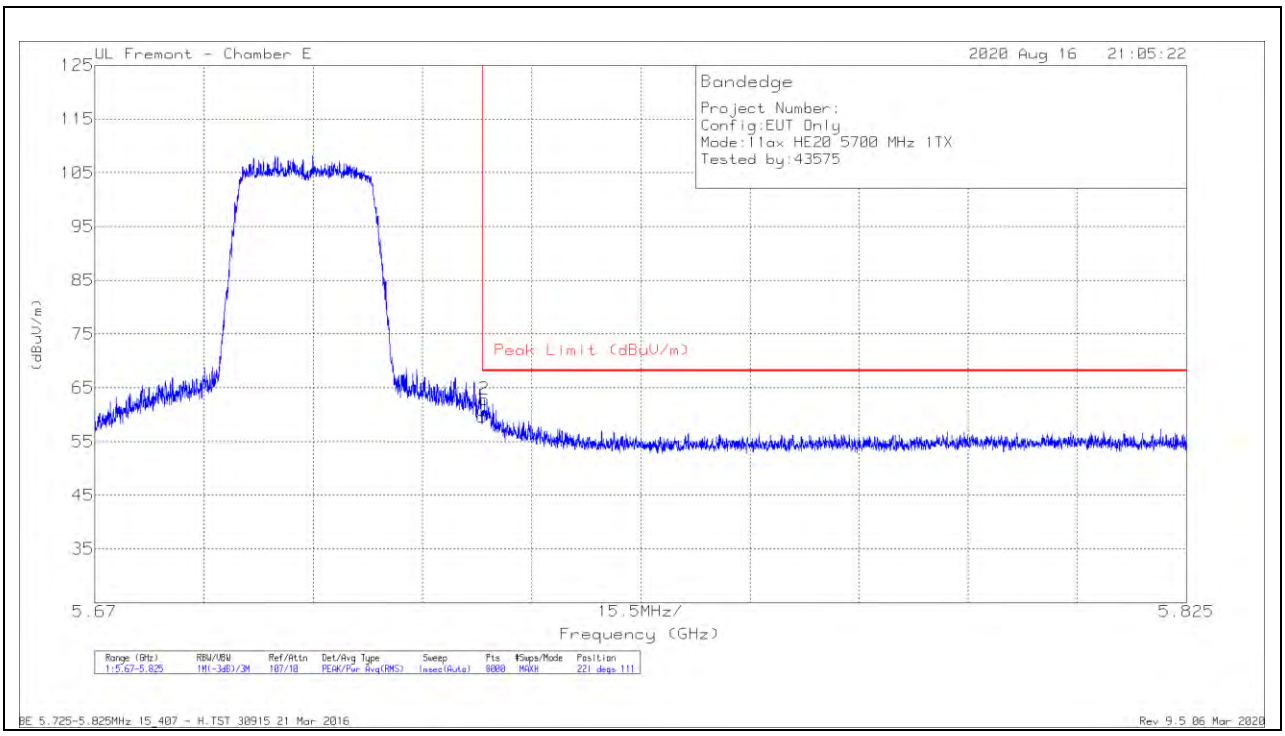

Marker	Frequency (GHz)	Meter Reading (dBuV)	Det	AF T712 (dB/m)	Amp/Cbl/Fltr/Pad (dB)	Corrected Reading (dBuV/m)	Peak Limit (dBuV/m)	PK Margin (dB)	Azimuth (Degs)	Height (cm)	Polarity
1	5.72501	46.13	Pk	34.7	-21.2	59.63	68.2	-8.57	221	111	H
2	5.72528	49.37	Pk	34.7	-21.2	62.87	68.2	-5.33	221	111	H

Pk - Peak detector

UL VERIFICATION SERVICES INC.
47173 Benicia Street, Fremont, CA 94538; USA TEL:(510) 319-4000 FAX:(510) 661-0888
This report shall not be reproduced except in full, without the written approval of UL Verification Services Inc.

VERTICAL RESULT

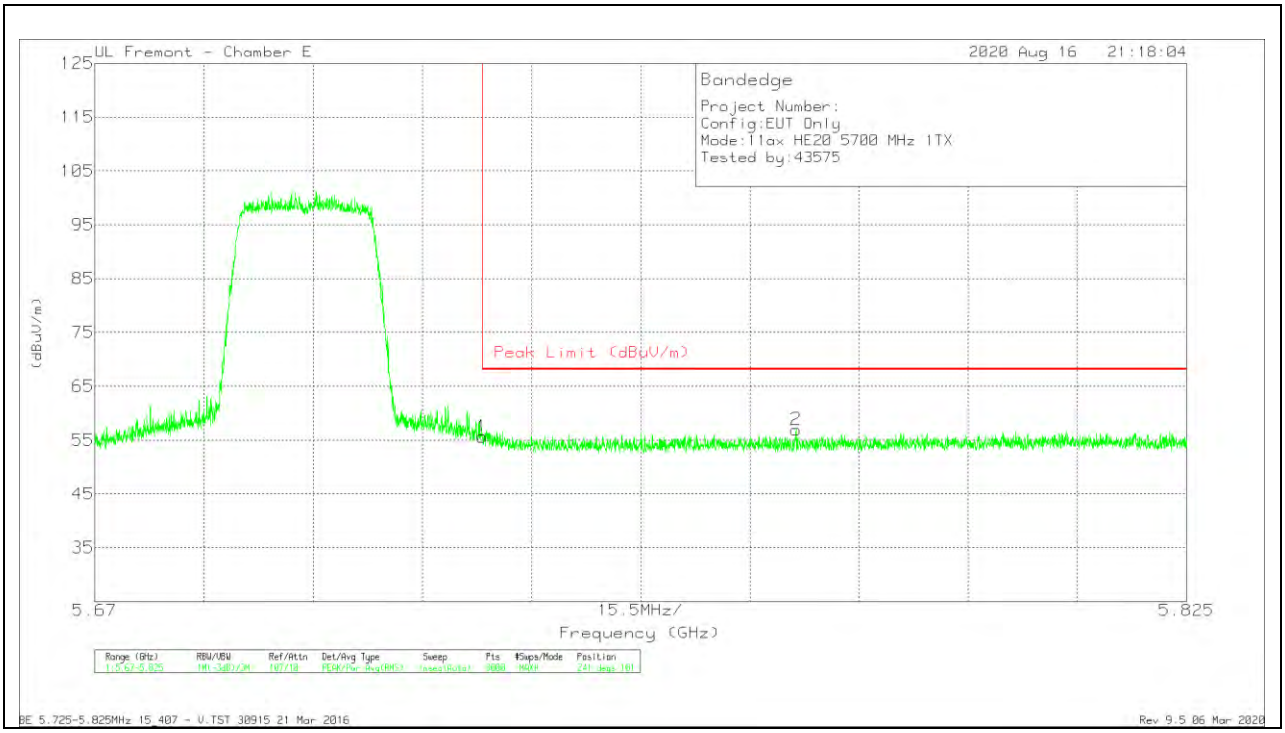

Marker	Frequency (GHz)	Meter Reading (dBuV)	Det	AF T712 (dB/m)	Amp/Cbl/Fltr/Pad (dB)	Corrected Reading (dBuV/m)	Peak Limit (dBuV/m)	PK Margin (dB)	Azimuth (Degs)	Height (cm)	Polarity
1	5.72501	42.15	Pk	34.7	-21.2	55.65	68.2	-12.55	241	101	V
2	5.76956	43.13	Pk	34.8	-21	56.93	68.2	-11.27	241	101	V

Pk - Peak detector

UL VERIFICATION SERVICES INC.
47173 Benicia Street, Fremont, CA 94538; USA TEL:(510) 319-4000 FAX:(510) 661-0888
This report shall not be reproduced except in full, without the written approval of UL Verification Services Inc.

1TX ANT 6 – 26 Tones, RU Index 0

BANDEDGE (LOW CHANNEL)

HORIZONTAL RESULT

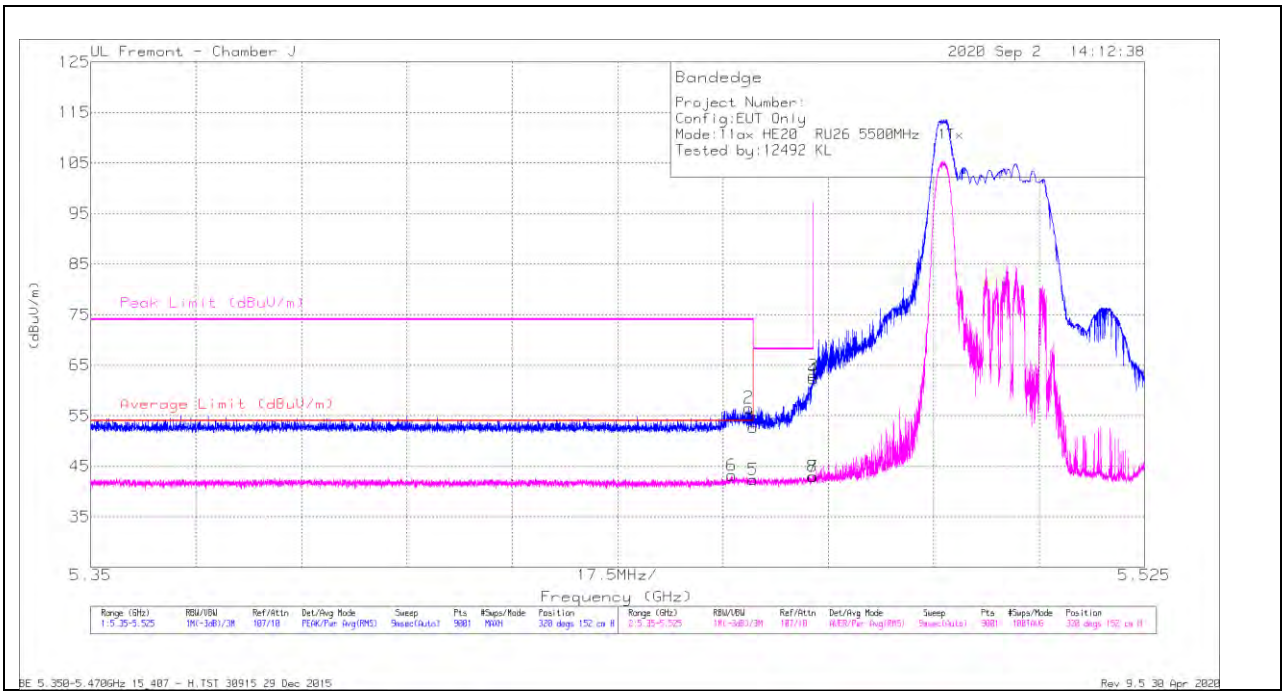

Marker	Frequency (GHz)	Meter Reading (dBuV)	Det	AF T963 (dB/m)	Amp/Cbl/Fltr/Pad (dB)	Corrected Reading (dBuV/m)	Average Limit (dBuV/m)	Margin (dB)	Peak Limit (dBuV/m)	PK Margin (dB)	Azimuth (Degs)	Height (cm)	Polarity
1	* 5.45999	39.7	Pk	33	-20.1	52.6	-	-	74	-21.4	320	152	H
2	* 5.45924	43.66	Pk	33	-20.1	56.56	-	-	74	-17.44	320	152	H
3	5.46999	49.93	Pk	33.1	-20.1	62.93	-	-	68.2	-5.27	320	152	H
4	5.46995	49.28	Pk	33.1	-20.1	62.28	-	-	68.2	-5.92	320	152	H
5	* 5.45999	29.47	RMS	33	-20.1	42.37	54	-11.63	-	-	320	152	H
6	* 5.45648	30.3	RMS	33	-20.1	43.2	54	-10.8	-	-	320	152	H
7	5.46999	29.97	RMS	33.1	-20.1	42.97	-	-	-	-	320	152	H
8	5.46991	30.02	RMS	33.1	-20.1	43.02	-	-	-	-	320	152	H

* - indicates frequency in CFR47 Pt 15 / IC RSS-Restricted Band
Pk - Peak detector
RMS - RMS detection

UL VERIFICATION SERVICES INC.
47173 Benicia Street, Fremont, CA 94538; USA TEL:(510) 319-4000 FAX:(510) 661-0888
This report shall not be reproduced except in full, without the written approval of UL Verification Services Inc.

VERTICAL RESULT

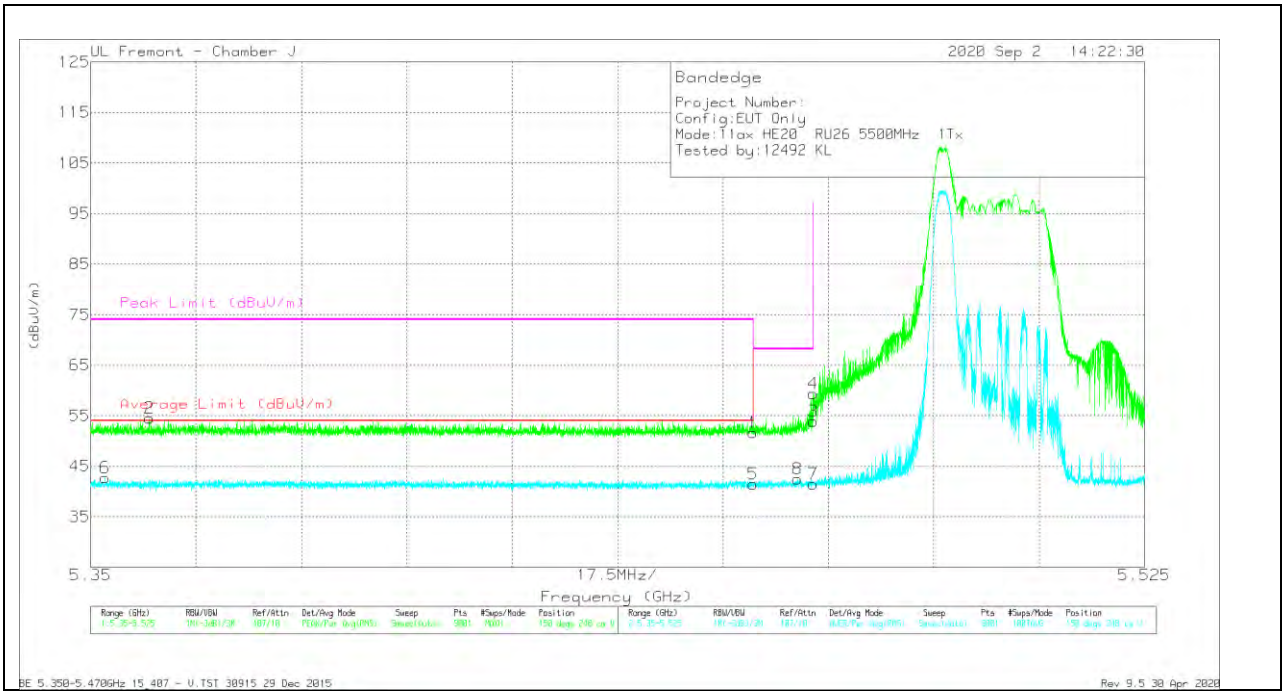

Marker	Frequency (GHz)	Meter Reading (dBuV)	Det	AF T963 (dB/m)	Amp/Cbl/Fltr/Pad (dB)	Corrected Reading (dBuV/m)	Average Limit (dBuV/m)	Margin (dB)	Peak Limit (dBuV/m)	PK Margin (dB)	Azimuth (Degs)	Height (cm)	Polarity
1	* 5.45999	38.77	Pk	33	-20.1	51.67	-	-	74	-22.33	150	248	V
2	* 5.35972	41.73	Pk	33.2	-20.4	54.53	-	-	74	-19.47	150	248	V
3	5.46999	40.85	Pk	33.1	-20.1	53.85	-	-	68.2	-14.35	150	248	V
4	5.46995	46.41	Pk	33.1	-20.1	59.41	-	-	68.2	-8.79	150	248	V
5	* 5.45999	28.54	RMS	33	-20.1	41.44	54	-12.56	-	-	150	248	V
6	* 5.35239	29.78	RMS	33.3	-20.4	42.68	54	-11.32	-	-	150	248	V
7	5.46999	28.5	RMS	33.1	-20.1	41.5	-	-	-	-	150	248	V
8	5.4674	29.56	RMS	33	-20.1	42.46	-	-	-	-	150	248	V

* - indicates frequency in CFR47 Pt 15 / IC RSS-Restricted Band
Pk - Peak detector
RMS - RMS detection

UL VERIFICATION SERVICES INC.
47173 Benicia Street, Fremont, CA 94538; USA TEL:(510) 319-4000 FAX:(510) 661-0888
This report shall not be reproduced except in full, without the written approval of UL Verification Services Inc.

BANDEDGE (HIGH CHANNEL)

HORIZONTAL RESULT

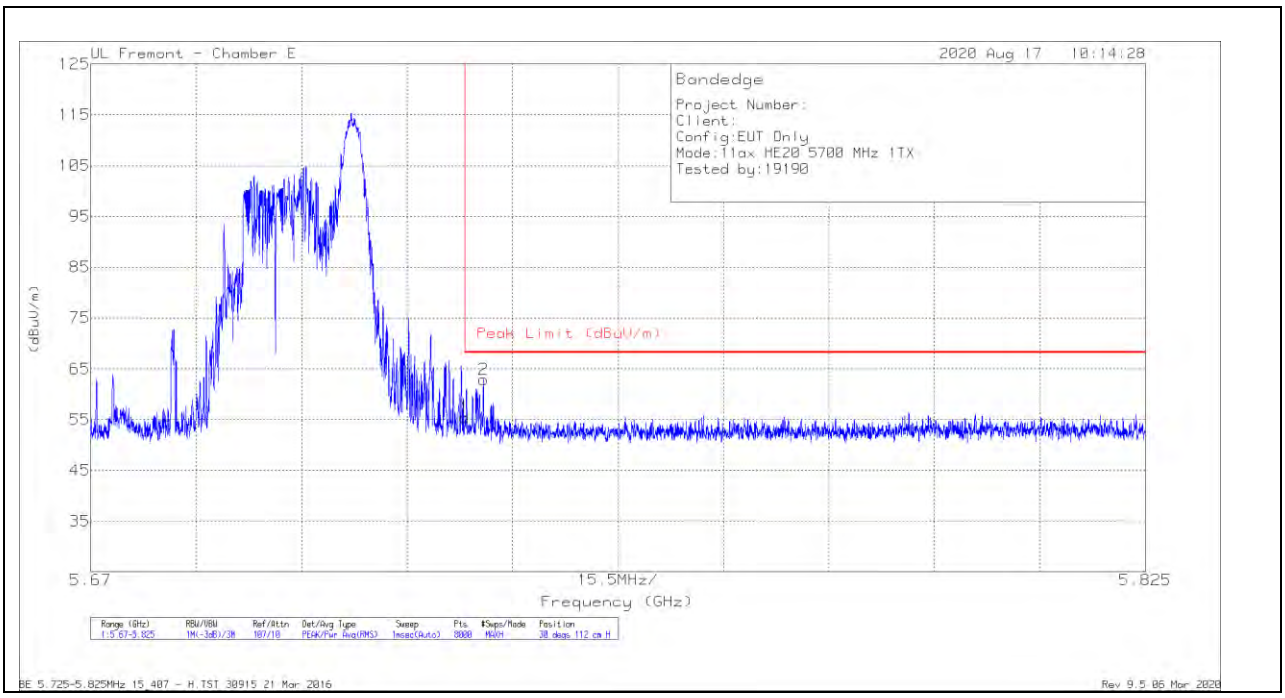

Marker	Frequency (GHz)	Meter Reading (dBuV)	Det	AF T712 (dB/m)	Amp/Cbl/Fltr/Pad (dB)	Corrected Reading (dBuV/m)	Peak Limit (dBuV/m)	PK Margin (dB)	Azimuth (Degs)	Height (cm)	Polarity
1	5.72501	41.84	Pk	34.7	-21.2	55.34	68.2	-12.86	30	112	H
2	5.72772	49.35	Pk	34.7	-21.2	62.85	68.2	-5.35	30	112	H

Pk - Peak detector

UL VERIFICATION SERVICES INC.
47173 Benicia Street, Fremont, CA 94538; USA TEL:(510) 319-4000 FAX:(510) 661-0888
This report shall not be reproduced except in full, without the written approval of UL Verification Services Inc.

BANDEDGE (HIGH CHANNEL)

VERTICAL RESULT

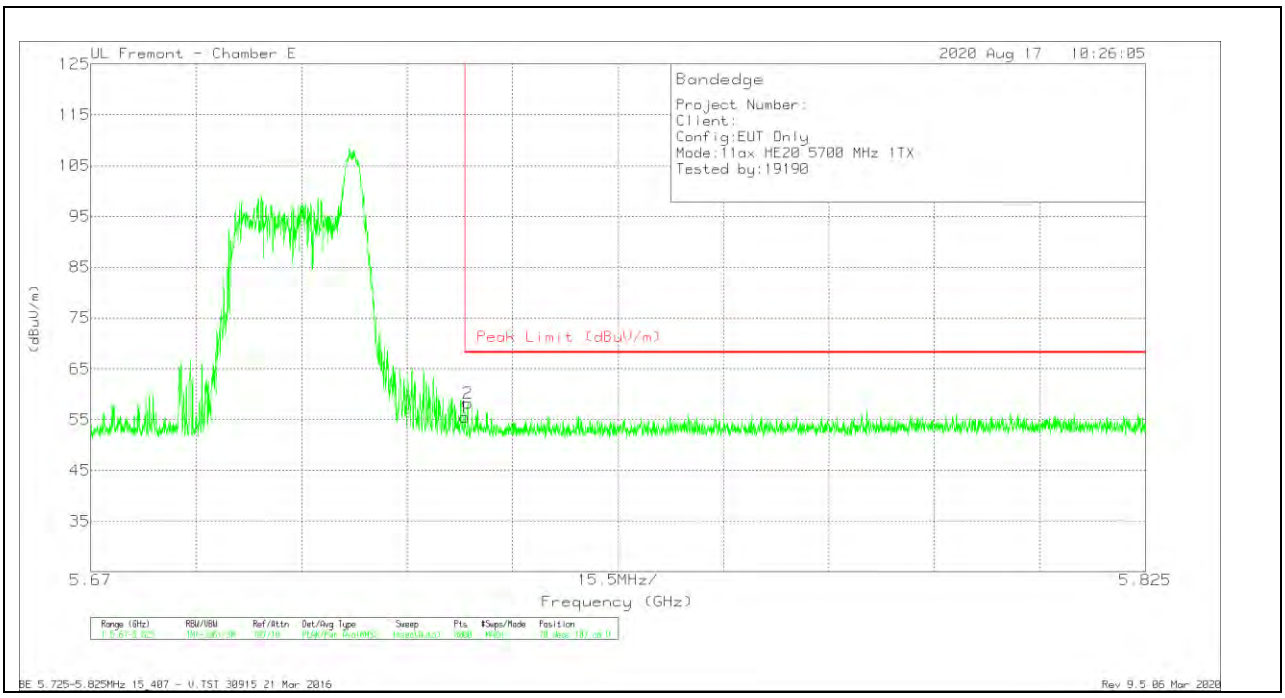

Marker	Frequency (GHz)	Meter Reading (dBuV)	Det	AF T712 (dB/m)	Amp/Cbl/Fltr/Pad (dB)	Corrected Reading (dBuV/m)	Peak Limit (dBuV/m)	PK Margin (dB)	Azimuth (Degs)	Height (cm)	Polarity
1	5.72501	41.95	Pk	34.7	-21.2	55.45	68.2	-12.75	70	107	V
2	5.7254	44.76	Pk	34.7	-21.2	58.26	68.2	-9.94	70	107	V

Pk - Peak detector

UL VERIFICATION SERVICES INC.
47173 Benicia Street, Fremont, CA 94538; USA TEL:(510) 319-4000 FAX:(510) 661-0888
This report shall not be reproduced except in full, without the written approval of UL Verification Services Inc.

2TX ANT 5 + ANT 6 OFDMA MODE – SU, RU Index 61

BANDEDGE (LOW CHANNEL)

HORIZONTAL RESULT

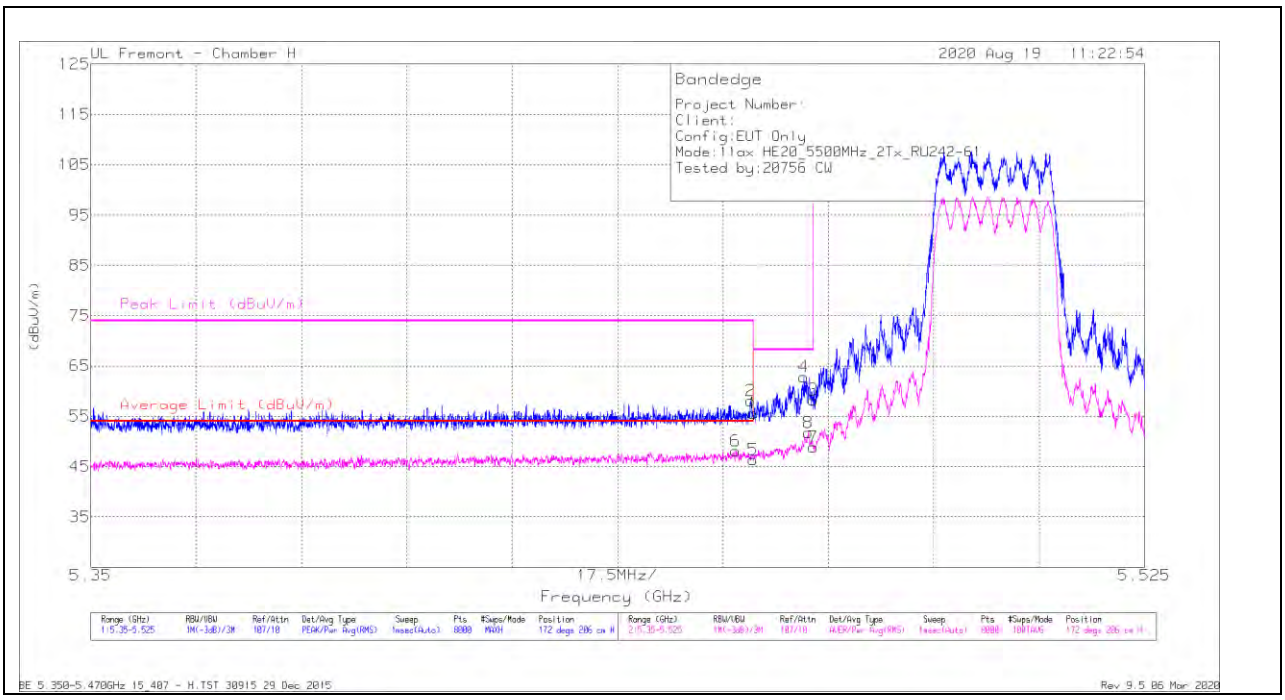

Marker	Frequency (GHz)	Meter Reading (dBuV)	Det	AF T863 (dB/m)	Amp/Cbl/Fltr/Pad (dB)	Corrected Reading (dBuV/m)	Average Limit (dBuV/m)	Margin (dB)	Peak Limit (dBuV/m)	PK Margin (dB)	Azimuth (Degs)	Height (cm)	Polarity
1	* 5.45998	41.36	Pk	35.2	-20.9	55.66	-	-	74	-18.34	172	206	H
2	* 5.45961	43.76	Pk	35.2	-20.9	58.06	-	-	74	-15.94	172	206	H
5	* 5.45998	32.1	RMS	35.2	-20.9	46.4	54	-7.6	-	-	172	206	H
6	* 5.45714	33.73	RMS	35.3	-20.9	48.13	54	-5.87	-	-	172	206	H
4	5.46845	48.4	Pk	35.3	-20.9	62.8	-	-	68.2	-5.4	172	206	H
8	5.46919	37.47	RMS	35.3	-21	51.77	-	-	-	-	172	206	H
3	5.46998	43.99	Pk	35.3	-21	58.29	-	-	68.2	-9.91	172	206	H
7	5.46998	34.59	RMS	35.3	-21	48.89	-	-	-	-	172	206	H

* - indicates frequency in CFR47 Pt 15 / IC RSS-Restricted Band
Pk - Peak detector
RMS - RMS detection

UL VERIFICATION SERVICES INC.
47173 Benicia Street, Fremont, CA 94538; USA TEL:(510) 319-4000 FAX:(510) 661-0888
This report shall not be reproduced except in full, without the written approval of UL Verification Services Inc.

VERTICAL RESULT

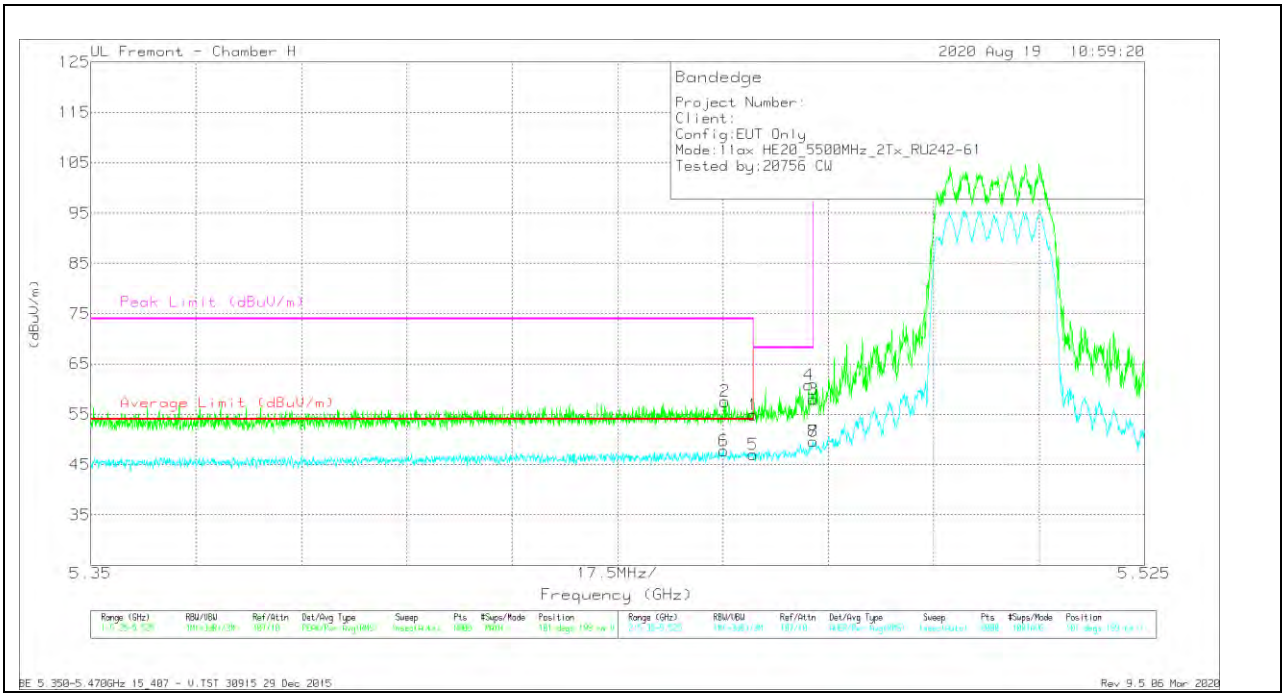

Marker	Frequency (GHz)	Meter Reading (dBuV)	Det	AF T863 (dB/m)	Amp/Cbl/Fltr/Pad (dB)	Corrected Reading (dBuV/m)	Average Limit (dBuV/m)	Margin (dB)	Peak Limit (dBuV/m)	PK Margin (dB)	Azimuth (Degs)	Height (cm)	Polarity
1	* 5.45998	40.57	Pk	35.2	-20.9	54.87	-	-	74	-19.13	101	199	V
2	* 5.45536	43.15	Pk	35.3	-20.9	57.55	-	-	74	-16.45	101	199	V
5	* 5.45998	32.76	RMS	35.2	-20.9	47.06	54	-6.94	-	-	101	199	V
6	* 5.45508	33.4	RMS	35.3	-20.9	47.8	54	-6.2	-	-	101	199	V
4	5.46924	46.54	Pk	35.3	-21	60.84	-	-	68.2	-7.36	101	199	V
8	5.46996	35.32	RMS	35.3	-21	49.62	-	-	-	-	101	199	V
3	5.46998	43.7	Pk	35.3	-21	58	-	-	68.2	-10.2	101	199	V
7	5.46998	35.35	RMS	35.3	-21	49.65	-	-	-	-	101	199	V

* - indicates frequency in CFR47 Pt 15 / IC RSS-Restricted Band
Pk - Peak detector
RMS - RMS detection

UL VERIFICATION SERVICES INC.
47173 Benicia Street, Fremont, CA 94538; USA TEL:(510) 319-4000 FAX:(510) 661-0888
This report shall not be reproduced except in full, without the written approval of UL Verification Services Inc.

BANDEDGE (HIGH CHANNEL)

HORIZONTAL RESULT

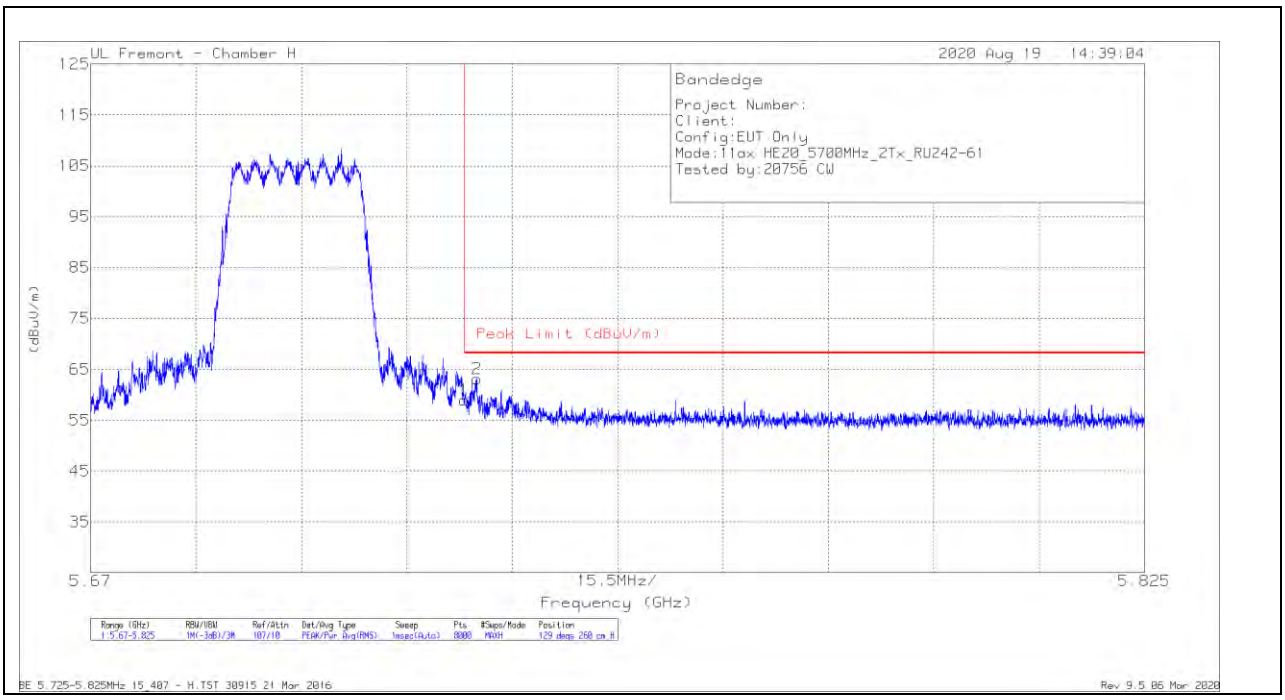

Marker	Frequency (GHz)	Meter Reading (dBuV)	Det	AF T863 (dB/m)	Amp/Cbl/Fltr/Pad (dB)	Corrected Reading (dBuV/m)	Peak Limit (dBuV/m)	PK Margin (dB)	Azimuth (Degs)	Height (cm)	Polarity
1	5.72501	45.08	Pk	35	-21.1	58.98	68.2	-9.22	129	260	H
2	5.72677	49.34	Pk	34.9	-21.1	63.14	68.2	-5.06	129	260	H

Pk - Peak detector

UL VERIFICATION SERVICES INC.
47173 Benicia Street, Fremont, CA 94538; USA TEL:(510) 319-4000 FAX:(510) 661-0888
This report shall not be reproduced except in full, without the written approval of UL Verification Services Inc.

VERTICAL RESULT

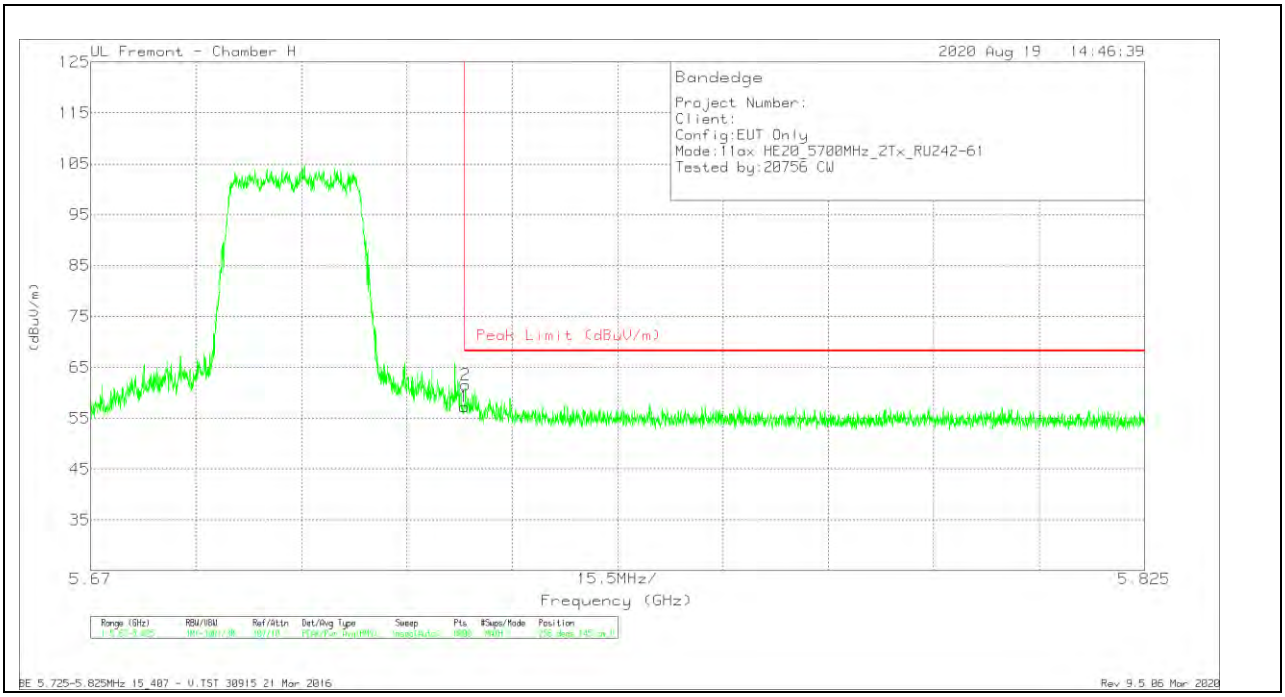

Marker	Frequency (GHz)	Meter Reading (dBuV)	Det	AF T863 (dB/m)	Amp/Cbl/Fltr/Pad (dB)	Corrected Reading (dBuV/m)	Peak Limit (dBuV/m)	PK Margin (dB)	Azimuth (Degs)	Height (cm)	Polarity
1	5.72501	43.28	Pk	35	-21.1	57.18	68.2	-11.02	256	145	V
2	5.72515	47.67	Pk	35	-21.1	61.57	68.2	-6.63	256	145	V

Pk - Peak detector

UL VERIFICATION SERVICES INC.
47173 Benicia Street, Fremont, CA 94538; USA TEL:(510) 319-4000 FAX:(510) 661-0888
This report shall not be reproduced except in full, without the written approval of UL Verification Services Inc.

HARMONICS AND SPURIOUS EMISSIONS

LOW CHANNEL RESULTS

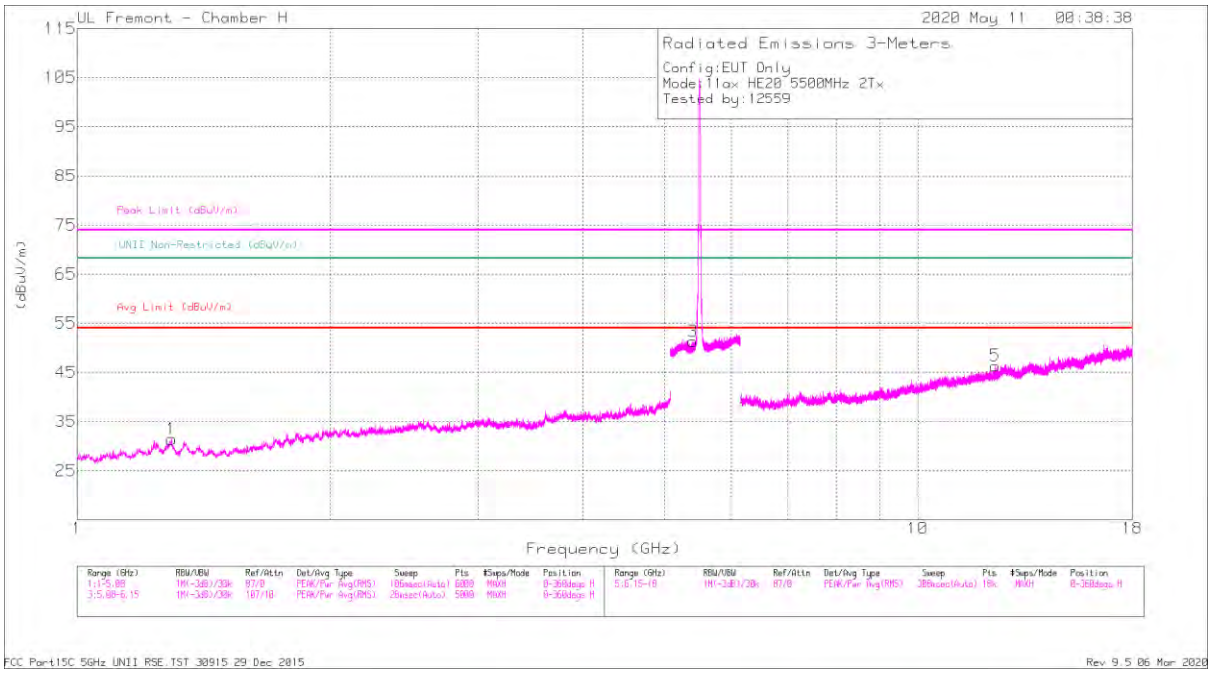

HORIZONTAL

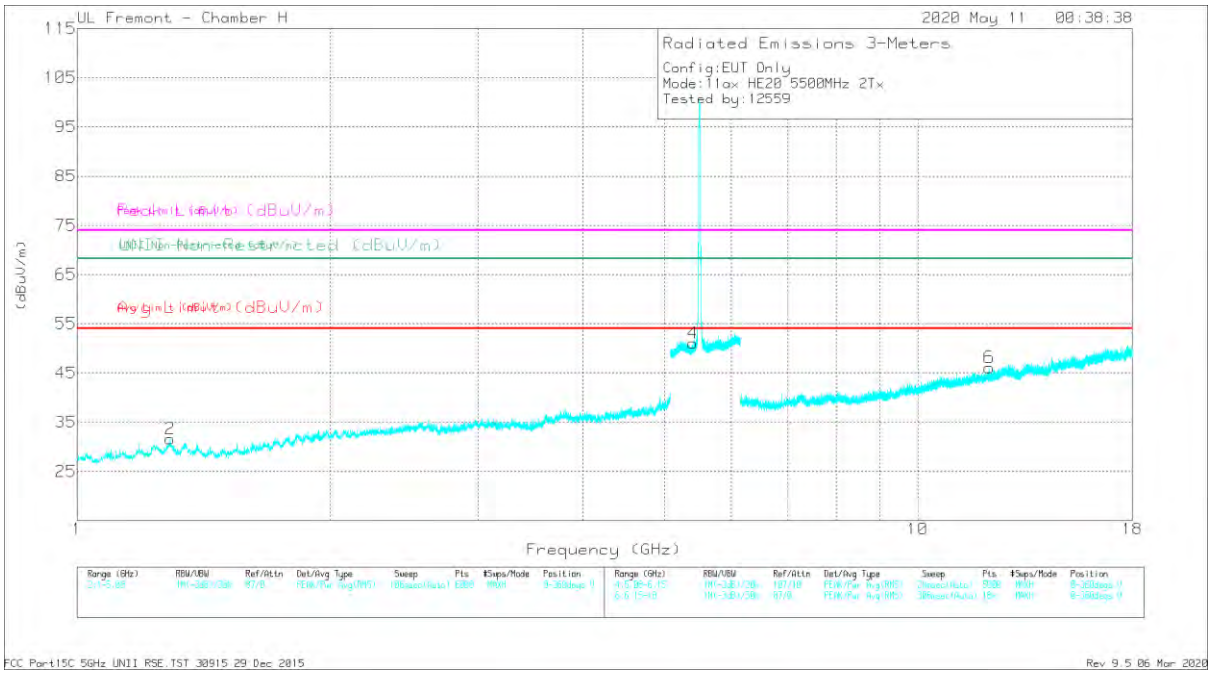

VERTICAL

UL VERIFICATION SERVICES INC.
47173 Benicia Street, Fremont, CA 94538; USA TEL:(510) 319-4000 FAX:(510) 661-0888
This report shall not be reproduced except in full, without the written approval of UL Verification Services Inc.

RADIATED EMISSIONS

Marker	Frequency (GHz)	Meter Reading (dBuV)	Det	AF T863 (dB/m)	Amp/Cbl/Fltr/Pad (dB)	Corrected Reading (dBuV/m)	Avg Limit (dBuV/m)	Margin (dB)	Peak Limit (dBuV/m)	PK Margin (dB)	UNII Non-Restricted (dBuV/m)	PK Margin (dB)	Azimuth (Degs)	Height (cm)	Polarity
1	* 1.29498	44.38	PK-U	28.9	-35.1	38.18	-	-	74	-35.82	-	-	65	232	H
	* 1.29326	32.95	ADR	29	-35.1	26.85	54	-27.15	-	-	-	-	65	232	H
2	* 1.29004	44.42	PK-U	29.2	-35.1	38.52	-	-	74	-35.48	-	-	112	240	V
	* 1.2878	33.04	ADR	29.2	-35.1	27.14	54	-26.86	-	-	-	-	112	240	V
3	* 5.39948	44.18	PK-U	35.1	-20.9	58.38	-	-	74	-15.62	-	-	216	154	H
	* 5.40158	32.48	ADR	35	-20.8	46.68	54	-7.32	-	-	-	-	216	154	H
4	* 5.39999	43.89	PK-U	35.1	-20.9	58.09	-	-	74	-15.91	-	-	259	156	V
	* 5.40005	32.41	ADR	35	-20.9	46.51	54	-7.49	-	-	-	-	259	156	V
5	* 12.36954	37.28	PK-U	38.9	-24.1	52.08	-	-	74	-21.92	-	-	329	153	H
	* 12.37032	26.27	ADR	38.9	-24.1	41.07	54	-12.93	-	-	-	-	329	153	H
6	* 12.1631	36.61	PK-U	38.9	-23.8	51.71	-	-	74	-22.29	-	-	259	200	V
	* 12.16289	25.75	ADR	38.9	-23.8	40.85	54	-13.15	-	-	-	-	259	200	V

* - indicates frequency in CFR47 Pt 15 / IC RSS-Restricted Band
PK-U - U-NII: Maximum Peak
ADR - U-NII AD primary method, RMS average

UL VERIFICATION SERVICES INC.
47173 Benicia Street, Fremont, CA 94538; USA TEL:(510) 319-4000 FAX:(510) 661-0888
This report shall not be reproduced except in full, without the written approval of UL Verification Services Inc.

MID CHANNEL RESULTS

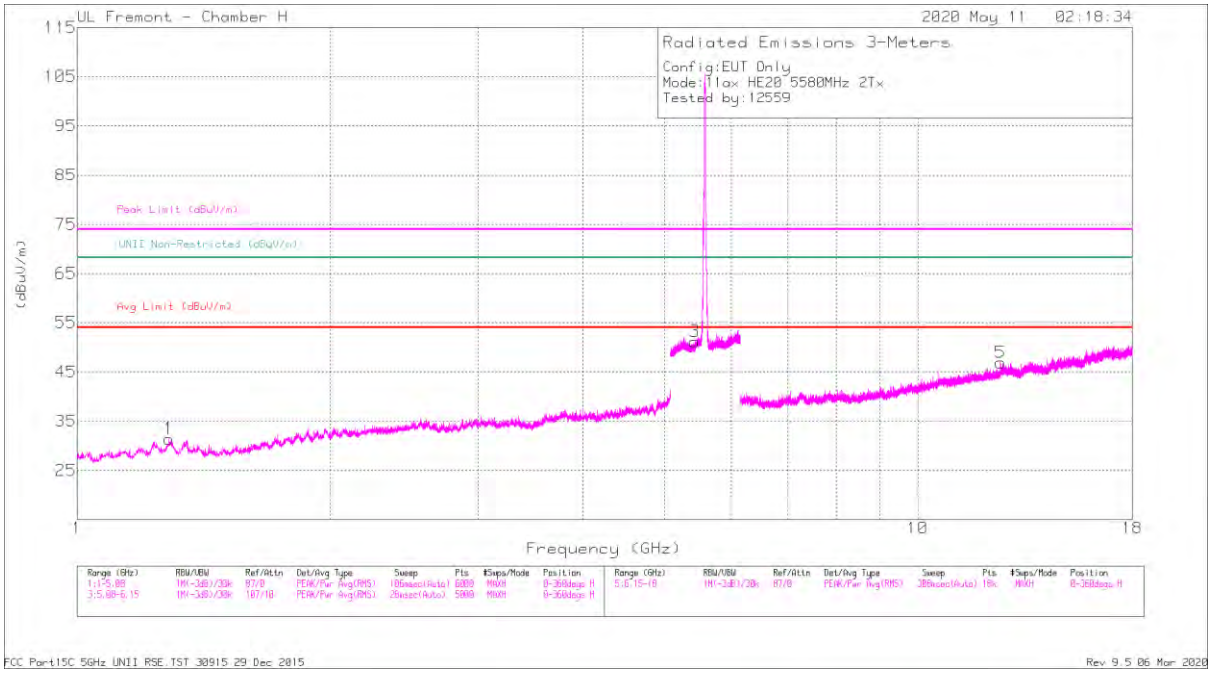

HORIZONTAL

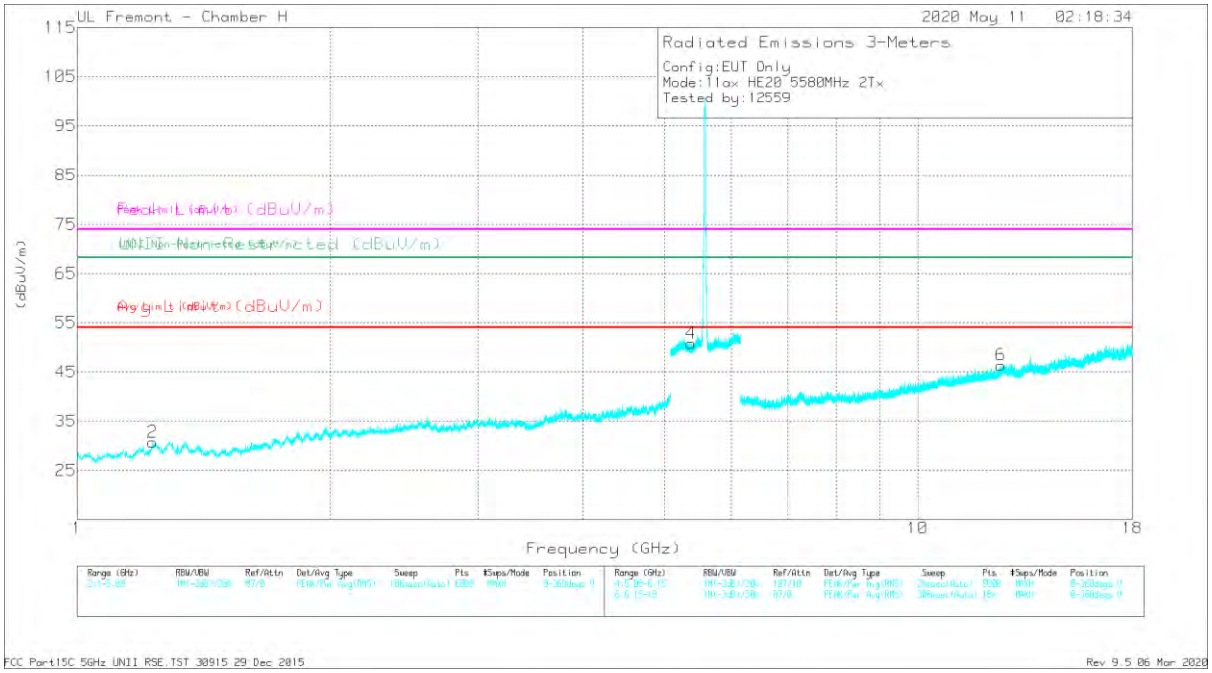

VERTICAL

UL VERIFICATION SERVICES INC.
47173 Benicia Street, Fremont, CA 94538; USA TEL:(510) 319-4000 FAX:(510) 661-0888
This report shall not be reproduced except in full, without the written approval of UL Verification Services Inc.

RADIATED EMISSIONS

Marker	Frequency (GHz)	Meter Reading (dBuV)	Det	AF T863 (dB/m)	Amp/Cbl/Fltr/Pad (dB)	Corrected Reading (dBuV/m)	Avg Limit (dBuV/m)	Margin (dB)	Peak Limit (dBuV/m)	PK Margin (dB)	UNII Non-Restricted (dBuV/m)	PK Margin (dB)	Azimuth (Degs)	Height (cm)	Polarity
1	* 1.28681	45.2	PK-U	29.2	-35.1	39.3	-	-	74	-34.7	-	-	66	215	H
	* 1.28738	32.89	ADR	29.2	-35.1	26.99	54	-27.01	-	-	-	-	66	215	H
2	* 1.22802	44.86	PK-U	28.8	-35.4	38.26	-	-	74	-35.74	-	-	152	197	V
	* 1.23038	32.96	ADR	28.8	-35.4	26.36	54	-27.64	-	-	-	-	152	197	V
3	* 5.42826	43.79	PK-U	35.1	-20.9	57.99	-	-	74	-16.01	-	-	178	263	H
	* 5.4275	32.5	ADR	35.1	-20.9	46.7	54	-7.3	-	-	-	-	178	263	H
4	* 5.37764	43.69	PK-U	34.9	-20.9	57.69	-	-	74	-16.31	-	-	235	225	V
	* 5.37643	32.25	ADR	34.9	-20.9	46.25	54	-7.75	-	-	-	-	235	225	V
5	* 12.54757	36.87	PK-U	39.5	-23.7	52.67	-	-	74	-21.33	-	-	289	202	H
	* 12.54866	25.92	ADR	39.5	-23.6	41.82	54	-12.18	-	-	-	-	289	202	H
6	* 12.56291	37.01	PK-U	39.5	-23.5	53.01	-	-	74	-20.99	-	-	164	161	V
	* 12.56278	25.99	ADR	39.5	-23.5	41.99	54	-12.01	-	-	-	-	164	161	V

* - indicates frequency in CFR47 Pt 15 / IC RSS-Restricted Band
PK-U - U-NII: Maximum Peak
ADR - U-NII AD primary method, RMS average

UL VERIFICATION SERVICES INC.
47173 Benicia Street, Fremont, CA 94538; USA TEL:(510) 319-4000 FAX:(510) 661-0888
This report shall not be reproduced except in full, without the written approval of UL Verification Services Inc.

HIGH CHANNEL RESULTS

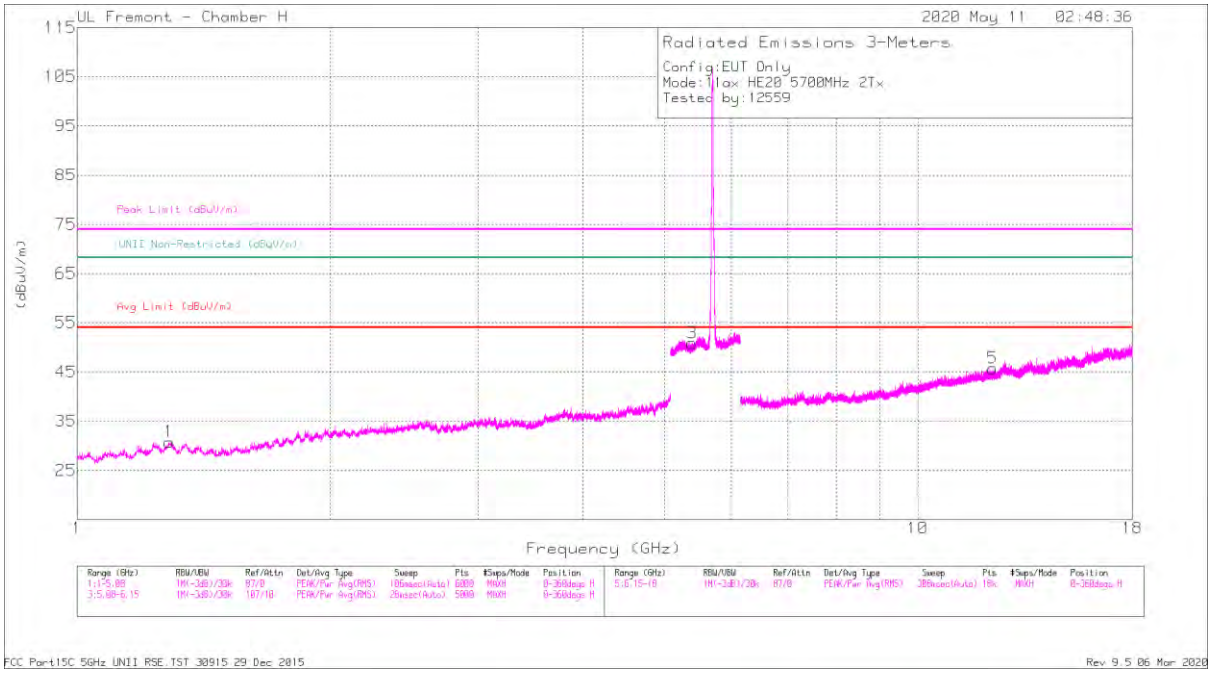

HORIZONTAL

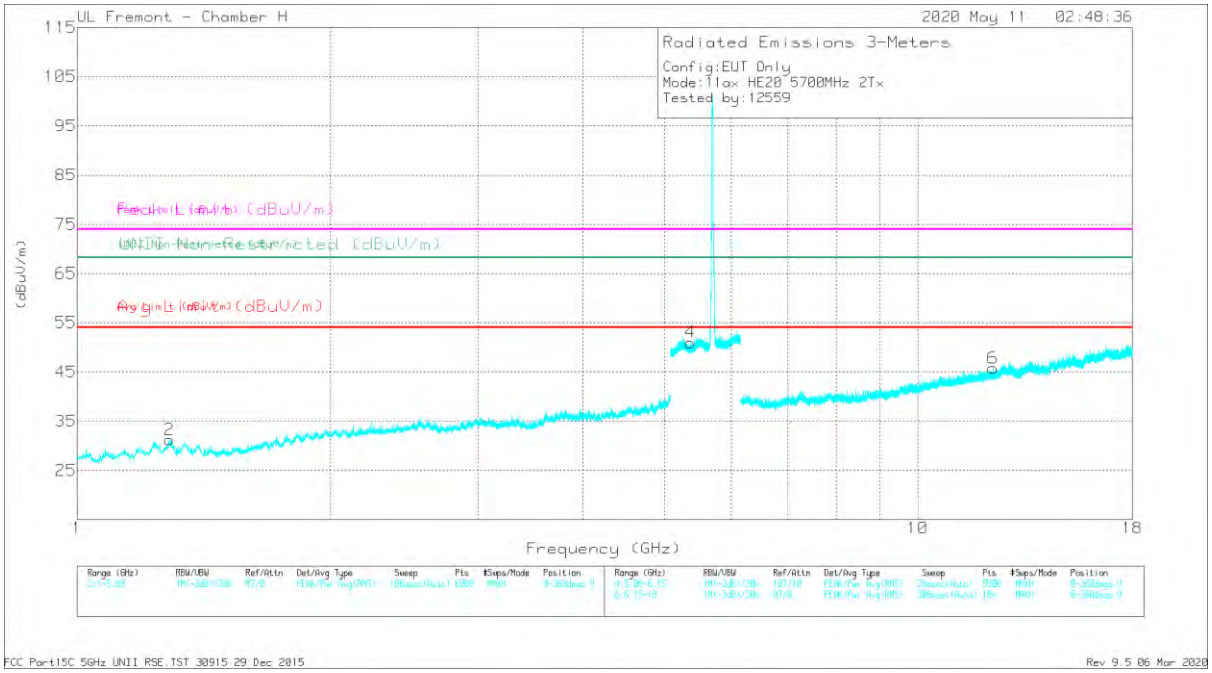

VERTICAL

UL VERIFICATION SERVICES INC.
47173 Benicia Street, Fremont, CA 94538; USA TEL:(510) 319-4000 FAX:(510) 661-0888
This report shall not be reproduced except in full, without the written approval of UL Verification Services Inc.

RADIATED EMISSIONS

Marker	Frequency (GHz)	Meter Reading (dBuV)	Det	AF T863 (dB/m)	Amp/Cbl/Fltr/Pad (dB)	Corrected Reading (dBuV/m)	Avg Limit (dBuV/m)	Margin (dB)	Peak Limit (dBuV/m)	PK Margin (dB)	UNII Non-Restricted (dBuV/m)	PK Margin (dB)	Azimuth (Degs)	Height (cm)	Polarity
1	* 1.28729	43.96	PK-U	29.2	-35.1	38.06	-	-	74	-35.94	-	-	113	119	H
	* 1.2877	32.89	ADR	29.2	-35.1	26.99	54	-27.01	-	-	-	-	113	119	H
2	* 1.28662	44.36	PK-U	29.2	-35.1	38.46	-	-	74	-35.54	-	-	150	174	V
	* 1.28668	32.96	ADR	29.2	-35.1	27.06	54	-26.94	-	-	-	-	150	174	V
3	* 5.38925	43.75	PK-U	34.9	-20.8	57.85	-	-	74	-16.15	-	-	166	155	H
	* 5.38852	32.34	ADR	34.9	-20.8	46.44	54	-7.56	-	-	-	-	166	155	H
4	* 5.36893	43.49	PK-U	34.9	-20.9	57.49	-	-	74	-16.51	-	-	207	224	V
	* 5.36654	32.29	ADR	35	-20.9	46.39	54	-7.61	-	-	-	-	207	224	V
5	* 12.278	36.98	PK-U	38.9	-23.5	52.38	-	-	74	-21.62	-	-	281	309	H
	* 12.27569	25.73	ADR	38.9	-23.6	41.03	54	-12.97	-	-	-	-	281	309	H
6	* 12.2938	36.92	PK-U	38.9	-23.4	52.42	-	-	74	-21.58	-	-	350	283	V
	* 12.2923	25.75	ADR	38.9	-23.4	41.25	54	-12.75	-	-	-	-	350	283	V

* - indicates frequency in CFR47 Pt 15 / IC RSS-Restricted Band
PK-U - U-NII: Maximum Peak
ADR - U-NII AD primary method, RMS average

UL VERIFICATION SERVICES INC.
47173 Benicia Street, Fremont, CA 94538; USA TEL:(510) 319-4000 FAX:(510) 661-0888
This report shall not be reproduced except in full, without the written approval of UL Verification Services Inc.

CHANNEL 144 RESULTS

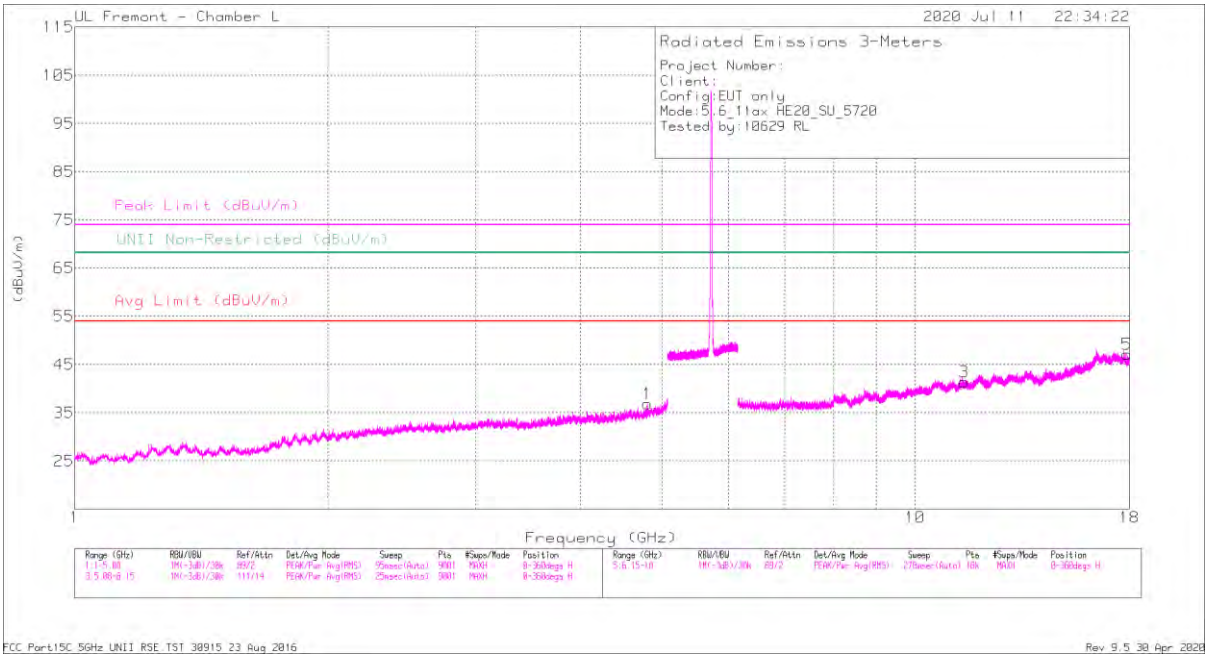

HORIZONTAL

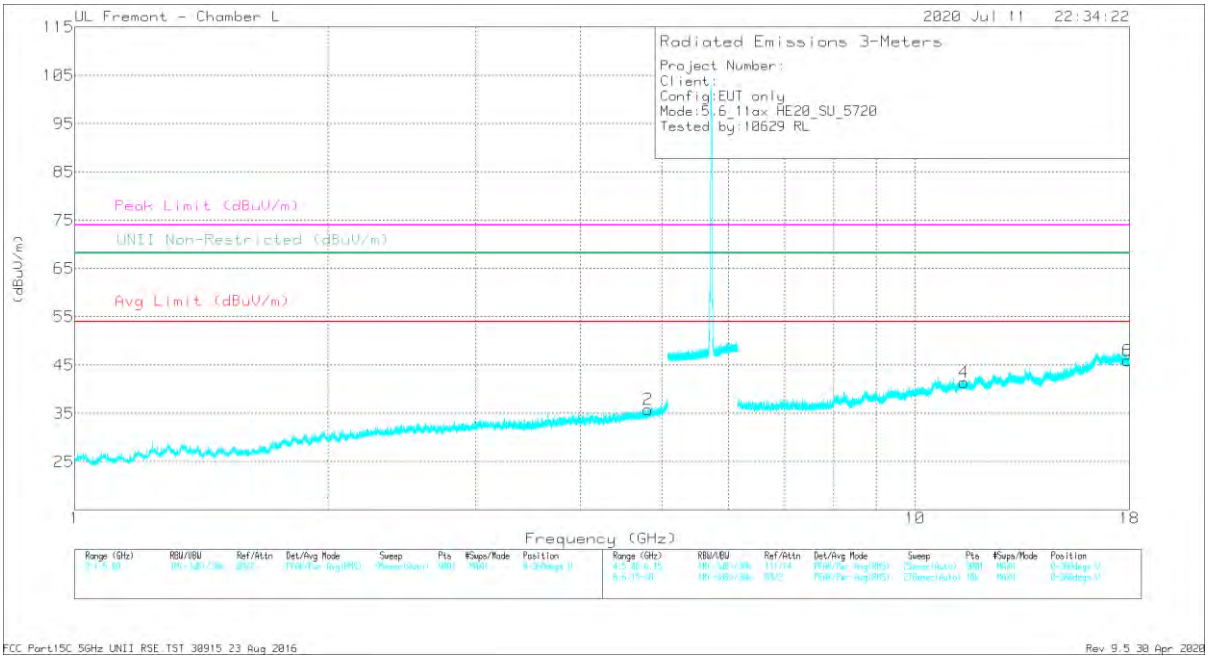

VERTICAL

UL VERIFICATION SERVICES INC.
47173 Benicia Street, Fremont, CA 94538; USA TEL:(510) 319-4000 FAX:(510) 661-0888
This report shall not be reproduced except in full, without the written approval of UL Verification Services Inc.

RADIATED EMISSIONS

Marker	Frequency (GHz)	Meter Reading (dBuV)	Det	AF 344 (dB/m)	Amp/Cbl/Fltr/Pad (dB)	Corrected Reading (dBuV/m)	Avg Limit (dBuV/m)	Margin (dB)	Peak Limit (dBuV/m)	PK Margin (dB)	UNII Non-Restricted (dBuV/m)	PK Margin (dB)	Azimuth (Degs)	Height (cm)	Polarity
1	* 4.80894	36.51	PK-U	34.2	-27.2	43.51	-	-	74	-30.49	-	-	232	218	H
	* 4.80942	26.42	ADR	34.2	-27.2	33.42	54	-20.58	-	-	-	-	232	218	H
2	* 4.81443	36.63	PK-U	34.2	-27.2	43.63	-	-	74	-30.37	-	-	50	170	V
	* 4.81563	25.82	ADR	34.2	-27.2	32.82	54	-21.18	-	-	-	-	50	170	V
3	* 11.43889	30.64	PK-U	38.1	-19.7	49.04	-	-	74	-24.96	-	-	276	291	H
	* 11.44092	19.88	ADR	38.1	-19.7	38.28	54	-15.72	-	-	-	-	276	291	H
5	* 17.86378	29.61	PK-U	41.4	-17.4	53.61	-	-	74	-20.39	-	-	165	320	H
	* 17.86319	19.26	ADR	41.4	-17.4	43.26	54	-10.74	-	-	-	-	165	320	H
4	* 11.43976	30.33	PK-U	38.1	-19.7	48.73	-	-	74	-25.27	-	-	98	222	V
	* 11.44142	20.48	ADR	38.1	-19.7	38.88	54	-15.12	-	-	-	-	98	222	V
6	* 17.89531	29.38	PK-U	41.4	-17.5	53.28	-	-	74	-20.72	-	-	286	139	V
	* 17.89531	18.89	ADR	41.4	-17.5	42.79	54	-11.21	-	-	-	-	286	139	V

* - indicates frequency in CFR47 Pt 15 / IC RSS-Restricted Band
PK-U - U-NII: Maximum Peak
ADR - U-NII AD primary method, RMS average

UL VERIFICATION SERVICES INC.
47173 Benicia Street, Fremont, CA 94538; USA TEL:(510) 319-4000 FAX:(510) 661-0888
This report shall not be reproduced except in full, without the written approval of UL Verification Services Inc.

2TX ANT 5 + ANT 6 OFDMA MODE – 26 Tones, RU Index 0

BANDEDGE (LOW CHANNEL)

HORIZONTAL RESULT

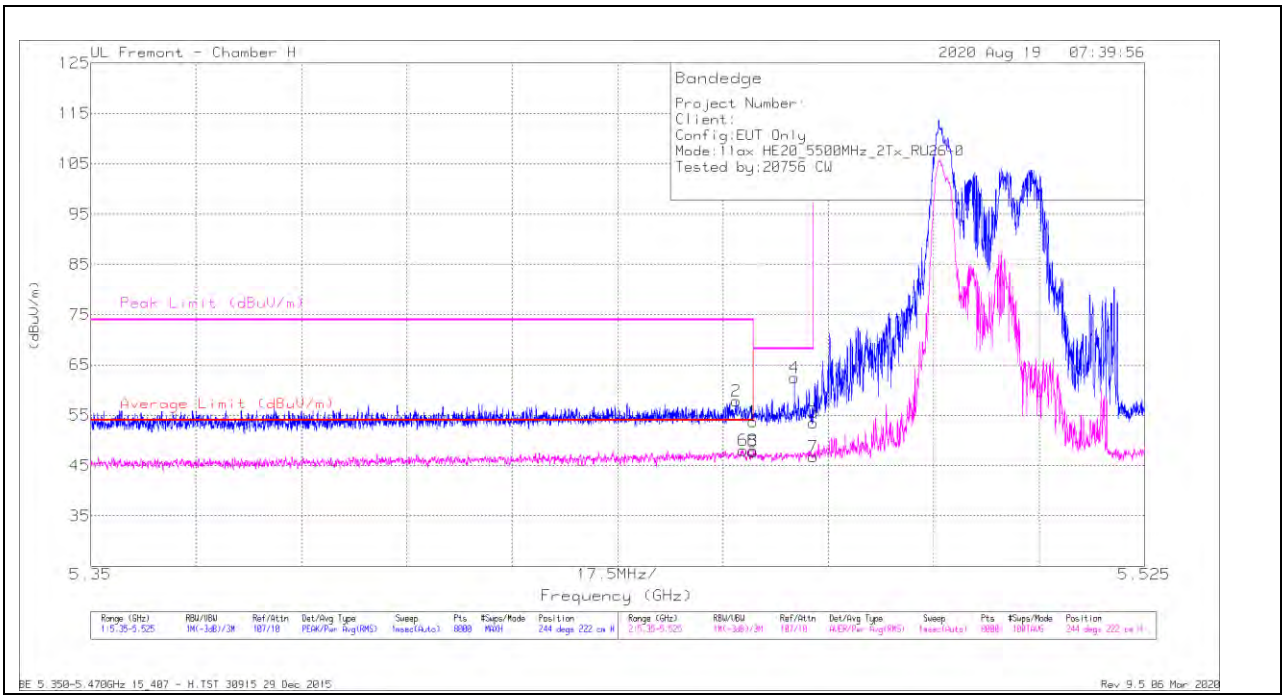

Marker	Frequency (GHz)	Meter Reading (dBuV)	Det	AF T863 (dB/m)	Amp/Cbl/Fltr/Pad (dB)	Corrected Reading (dBuV/m)	Average Limit (dBuV/m)	Margin (dB)	Peak Limit (dBuV/m)	PK Margin (dB)	Azimuth (Degs)	Height (cm)	Polarity
1	* 5.45998	39.44	Pk	35.2	-20.9	53.74	-	-	74	-20.26	244	222	H
2	* 5.45718	43.44	Pk	35.3	-20.9	57.84	-	-	74	-16.16	244	222	H
5	* 5.45998	33.45	RMS	35.2	-20.9	47.75	54	-6.25	-	-	244	222	H
6	* 5.4583	33.63	RMS	35.3	-20.9	48.03	54	-5.97	-	-	244	222	H
8	5.46002	33.66	RMS	35.2	-20.9	47.96	-	-	-	-	244	222	H
4	5.46687	48.12	Pk	35.3	-20.9	62.52	-	-	68.2	-5.68	244	222	H
3	5.46998	39.26	Pk	35.3	-21	53.56	-	-	68.2	-14.64	244	222	H
7	5.46998	32.52	RMS	35.3	-21	46.82	-	-	-	-	244	222	H

* - indicates frequency in CFR47 Pt 15 / IC RSS-Restricted Band
Pk - Peak detector
RMS - RMS detection

UL VERIFICATION SERVICES INC.
47173 Benicia Street, Fremont, CA 94538; USA TEL:(510) 319-4000 FAX:(510) 661-0888
This report shall not be reproduced except in full, without the written approval of UL Verification Services Inc.

VERTICAL RESULT

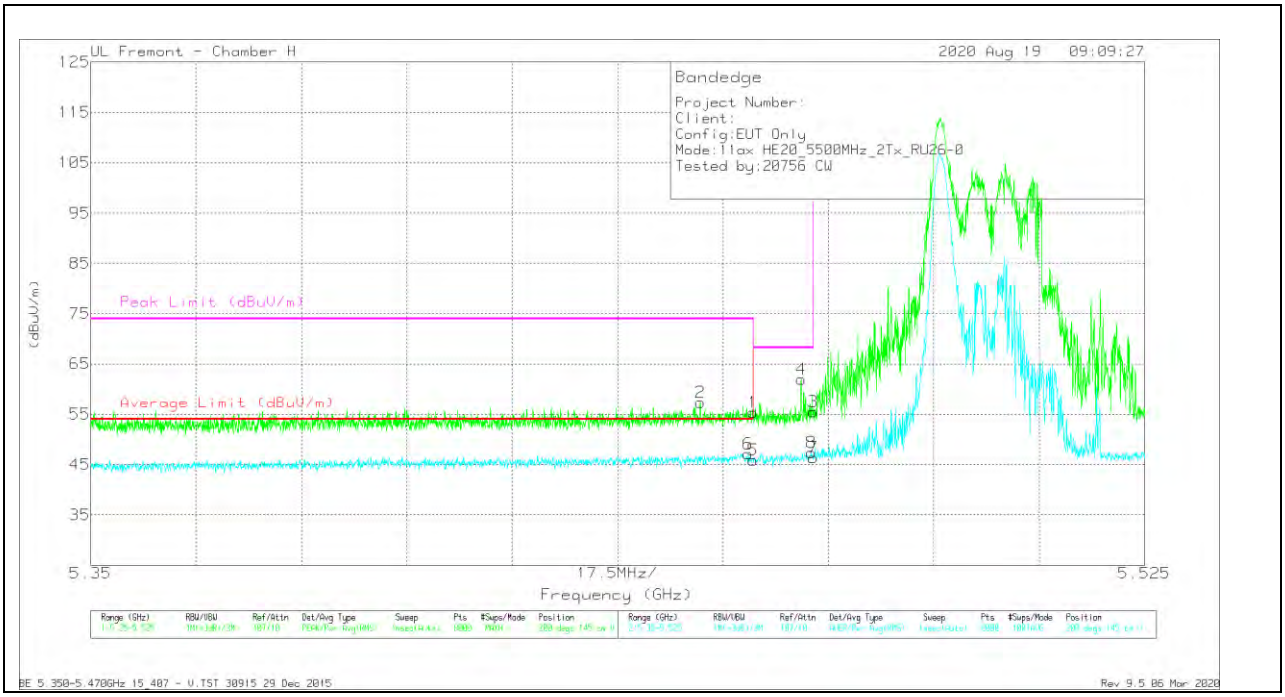

Marker	Frequency (GHz)	Meter Reading (dBuV)	Det	AF T863 (dB/m)	Amp/Cbl/Fltr/Pad (dB)	Corrected Reading (dBuV/m)	Average Limit (dBuV/m)	Margin (dB)	Peak Limit (dBuV/m)	PK Margin (dB)	Azimuth (Degs)	Height (cm)	Polarity
1	* 5.45998	41.12	Pk	35.2	-20.9	55.42	-	-	74	-18.58	200	145	V
2	* 5.45123	43.1	Pk	35.2	-20.9	57.4	-	-	74	-16.6	200	145	V
5	* 5.45998	31.62	RMS	35.2	-20.9	45.92	54	-8.08	-	-	200	145	V
6	* 5.45917	32.78	RMS	35.3	-20.9	47.18	54	-6.82	-	-	200	145	V
4	5.46797	47.52	Pk	35.3	-20.9	61.92	-	-	68.2	-6.28	200	145	V
8	5.46969	33.14	RMS	35.3	-21	47.44	-	-	-	-	200	145	V
3	5.46998	41.17	Pk	35.3	-21	55.47	-	-	68.2	-12.73	200	145	V
7	5.46998	32.11	RMS	35.3	-21	46.41	-	-	-	-	200	145	V

* - indicates frequency in CFR47 Pt 15 / IC RSS-Restricted Band
Pk - Peak detector
RMS - RMS detection

UL VERIFICATION SERVICES INC.
47173 Benicia Street, Fremont, CA 94538; USA TEL:(510) 319-4000 FAX:(510) 661-0888
This report shall not be reproduced except in full, without the written approval of UL Verification Services Inc.

BANDEDGE (HIGH CHANNEL)

HORIZONTAL RESULT

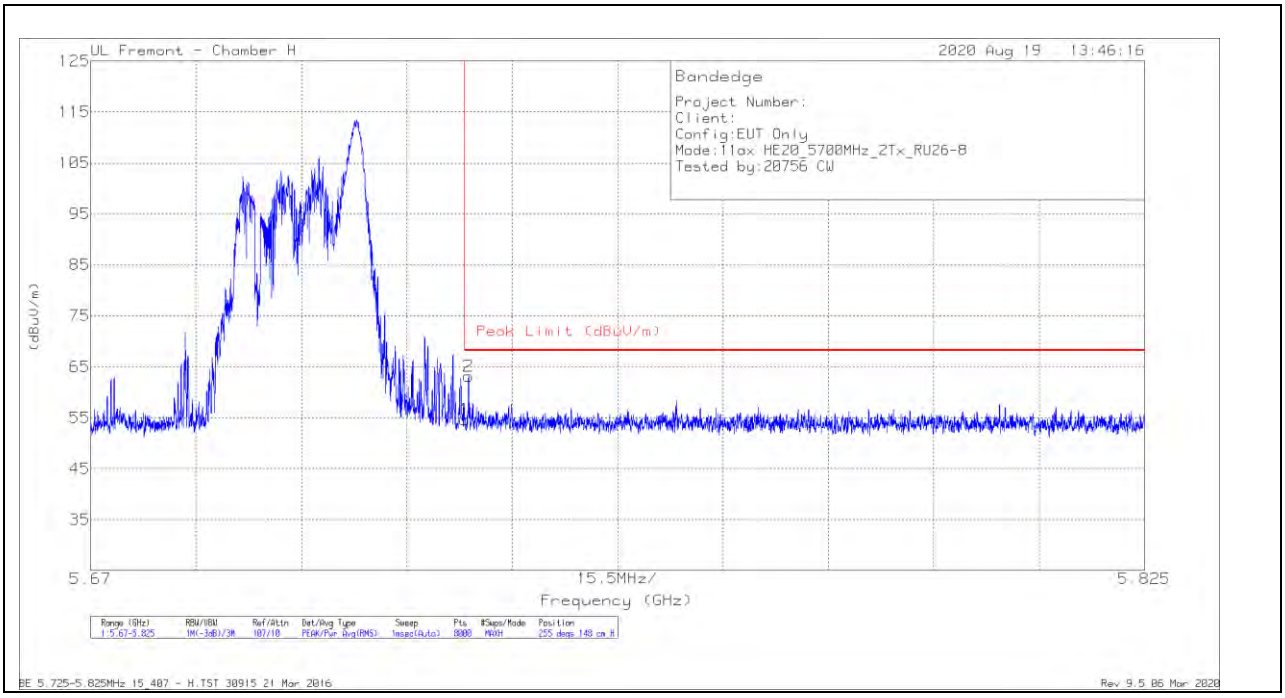

Marker	Frequency (GHz)	Meter Reading (dBuV)	Det	AF T863 (dB/m)	Amp/Cbl/Fltr/Pad (dB)	Corrected Reading (dBuV/m)	Peak Limit (dBuV/m)	PK Margin (dB)	Azimuth (Degs)	Height (cm)	Polarity
1	5.72501	40.78	Pk	35	-21.1	54.68	68.2	-13.52	255	148	H
2	5.72557	49.36	Pk	34.9	-21.1	63.16	68.2	-5.04	255	148	H

Pk - Peak detector

UL VERIFICATION SERVICES INC.
47173 Benicia Street, Fremont, CA 94538; USA TEL:(510) 319-4000 FAX:(510) 661-0888
This report shall not be reproduced except in full, without the written approval of UL Verification Services Inc.

BANDEDGE (HIGH CHANNEL)

VERTICAL RESULT

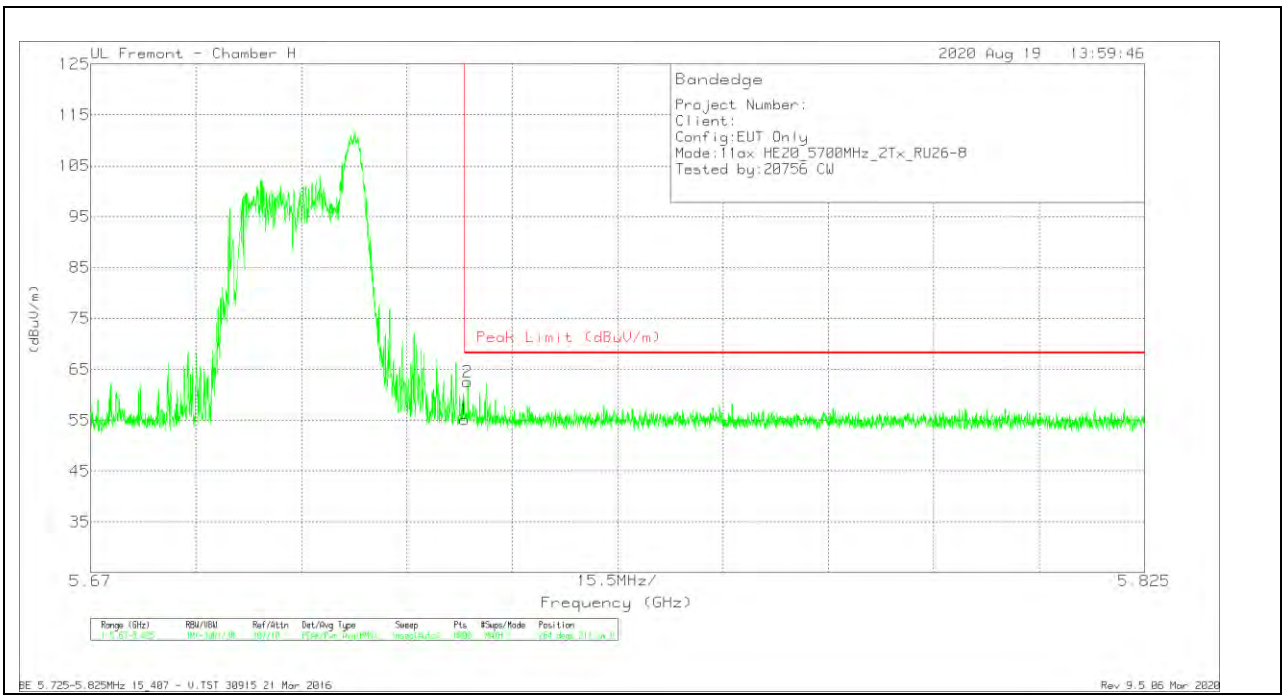

Marker	Frequency (GHz)	Meter Reading (dBuV)	Det	AF T863 (dB/m)	Amp/Cbl/Fltr/Pad (dB)	Corrected Reading (dBuV/m)	Peak Limit (dBuV/m)	PK Margin (dB)	Azimuth (Degs)	Height (cm)	Polarity
1	5.72501	41.28	Pk	35	-21.1	55.18	68.2	-13.02	264	211	V
2	5.72548	48.7	Pk	34.9	-21.1	62.5	68.2	-5.7	264	211	V

Pk - Peak detector

UL VERIFICATION SERVICES INC.
47173 Benicia Street, Fremont, CA 94538; USA TEL:(510) 319-4000 FAX:(510) 661-0888
This report shall not be reproduced except in full, without the written approval of UL Verification Services Inc.

2TX ANT 5 + ANT 6 OFDMA MODE – 26 Tones, RU Index 8

HARMONICS AND SPURIOUS EMISSIONS

LOW CHANNEL RESULTS

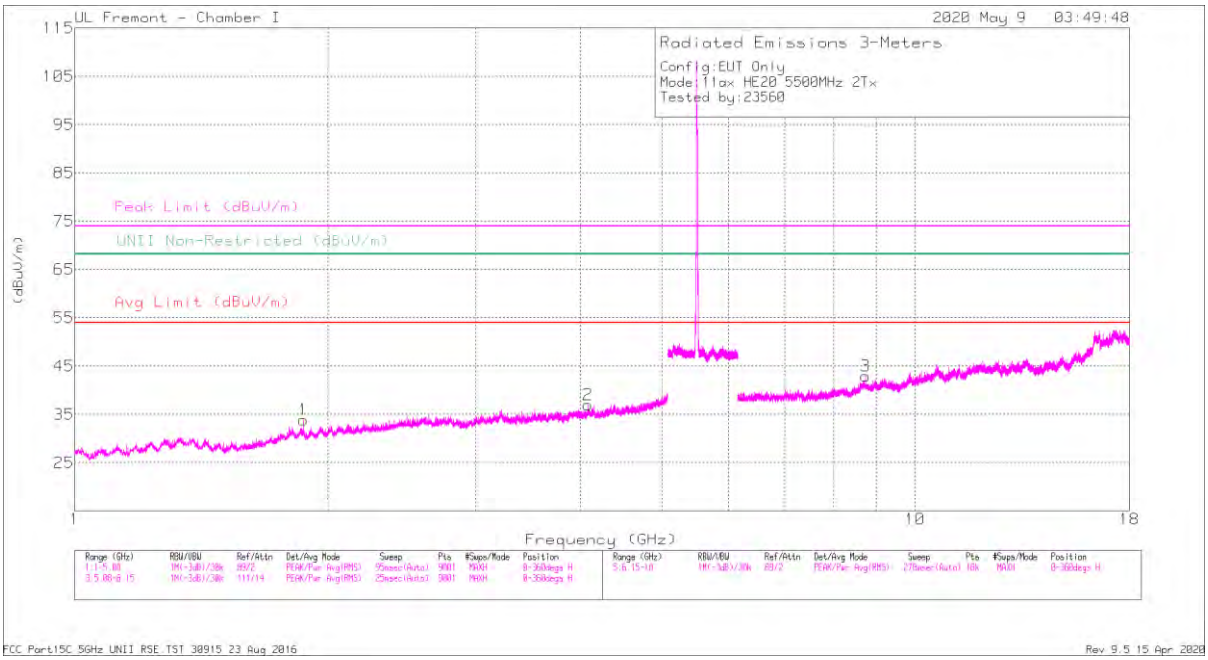

HORIZONTAL

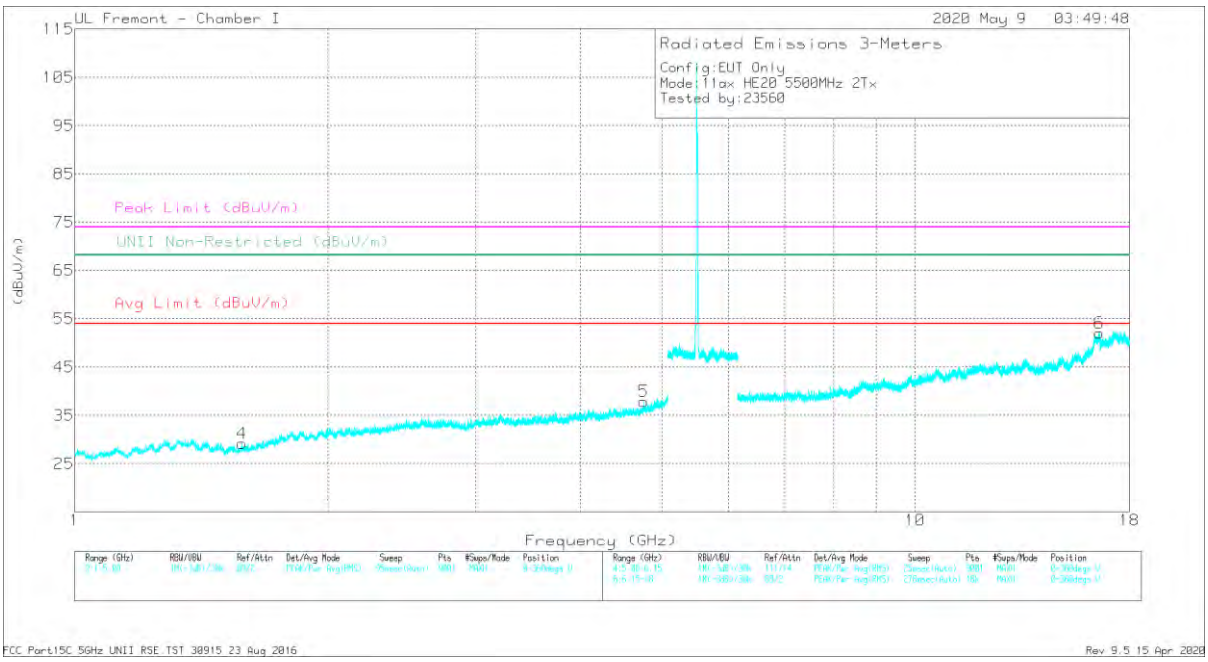

VERTICAL

UL VERIFICATION SERVICES INC.
47173 Benicia Street, Fremont, CA 94538; USA TEL:(510) 319-4000 FAX:(510) 661-0888
This report shall not be reproduced except in full, without the written approval of UL Verification Services Inc.

RADIATED EMISSIONS

Marker	Frequency (GHz)	Meter Reading (dBuV)	Det	AF T862 (dB/m)	Amp/Cbl/Fltr/Pad (dB)	Corrected Reading (dBuV/m)	Avg Limit (dBuV/m)	Margin (dB)	Peak Limit (dBuV/m)	PK Margin (dB)	UNII Non-Restricted (dBuV/m)	PK Margin (dB)	Azimuth (Degs)	Height (cm)	Polarity
1	1.86978	38.51	PK-U	30.8	-28.8	40.51	-	-	-	-	68.2	-27.69	94	322	H
2	* 4.08464	36.58	PK-U	33.4	-24.3	45.68	-	-	74	-28.32	-	-	52	110	H
	* 4.08331	25.83	ADR	33.4	-24.4	34.83	54	-19.17	-	-	-	-	52	110	H
4	* 1.58139	38.65	PK-U	27.9	-29.4	37.15	-	-	74	-36.85	-	-	109	196	V
	* 1.58227	28.38	ADR	27.9	-29.3	26.98	54	-27.02	-	-	-	-	109	196	V
5	* 4.7543	34.6	PK-U	34	-22.9	45.7	-	-	74	-28.3	-	-	44	113	V
	* 4.75473	24.41	ADR	34.1	-22.9	35.61	54	-18.39	-	-	-	-	44	113	V
3	8.73864	29.95	PK-U	36	-16.5	49.45	-	-	-	-	68.2	-18.75	253	200	H
6	16.57987	29.52	PK-U	41.3	-11.7	59.12	-	-	-	-	68.2	-9.08	281	339	V

* - indicates frequency in CFR47 Pt 15 / IC RSS-Restricted Band
PK-U - U-NII: Maximum Peak
ADR - U-NII AD primary method, RMS average

UL VERIFICATION SERVICES INC.
47173 Benicia Street, Fremont, CA 94538; USA TEL:(510) 319-4000 FAX:(510) 661-0888
This report shall not be reproduced except in full, without the written approval of UL Verification Services Inc.

MID CHANNEL RESULTS

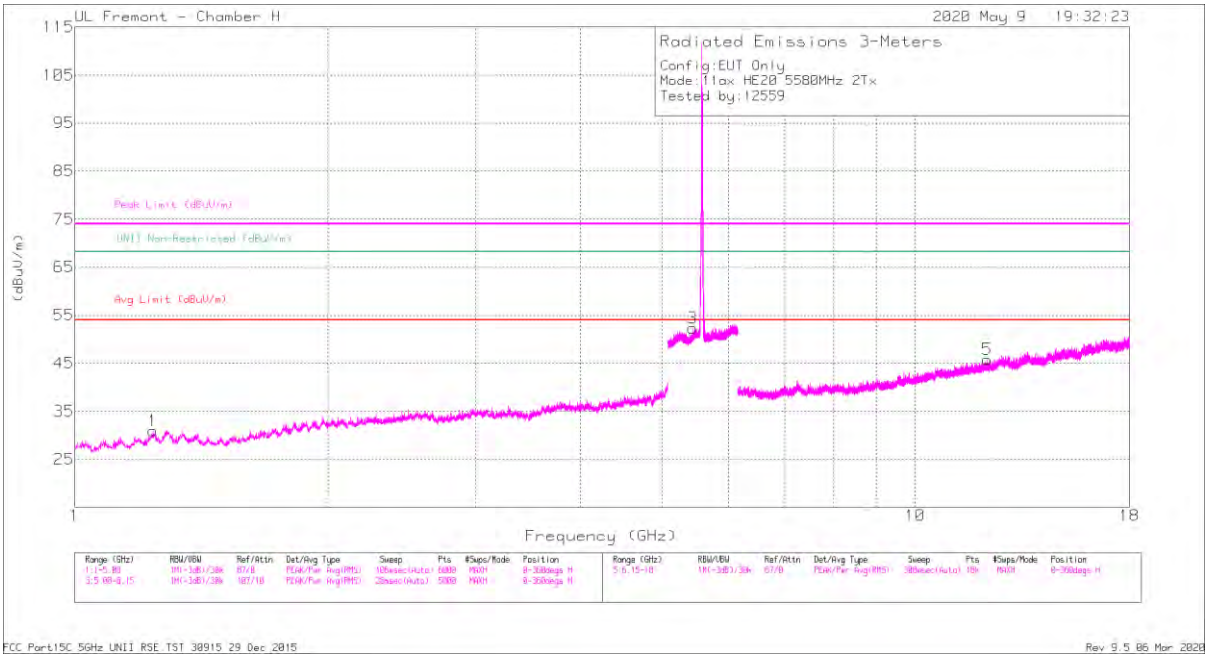

HORIZONTAL

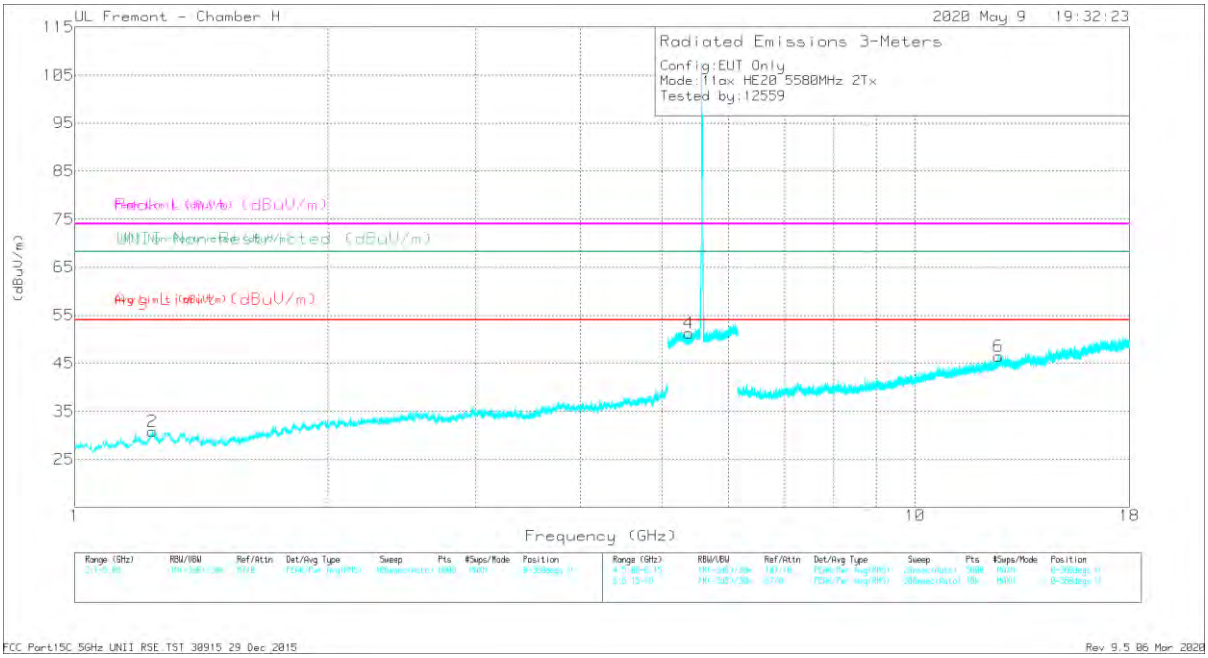

VERTICAL

UL VERIFICATION SERVICES INC.
47173 Benicia Street, Fremont, CA 94538; USA TEL:(510) 319-4000 FAX:(510) 661-0888
This report shall not be reproduced except in full, without the written approval of UL Verification Services Inc.

RADIATED EMISSIONS

Marker	Frequency (GHz)	Meter Reading (dBuV)	Det	AF T863 (dB/m)	Amp/Cbl/Fltr/Pad (dB)	Corrected Reading (dBuV/m)	Avg Limit (dBuV/m)	Margin (dB)	Peak Limit (dBuV/m)	PK Margin (dB)	UNII Non-Restricted (dBuV/m)	PK Margin (dB)	Azimuth (Degs)	Height (cm)	Polarity
1	* 1.23967	44.77	PK-U	28.8	-35.4	38.17	-	-	74	-35.83	-	-	59	203	H
	* 1.23954	33.15	ADR	28.8	-35.4	26.55	54	-27.45	-	-	-	-	59	203	H
2	* 1.23629	44.78	PK-U	28.8	-35.4	38.18	-	-	74	-35.82	-	-	180	198	V
	* 1.2381	33.15	ADR	28.8	-35.4	26.55	54	-27.45	-	-	-	-	180	198	V
3	* 5.43668	44.02	PK-U	35.1	-20.8	58.32	-	-	74	-15.68	-	-	210	173	H
	* 5.43557	32.8	ADR	35.1	-20.8	47.1	54	-6.9	-	-	-	-	210	173	H
4	* 5.38174	44.63	PK-U	35	-20.9	58.73	-	-	74	-15.27	-	-	290	340	V
	* 5.38138	32.42	ADR	35	-20.9	46.52	54	-7.48	-	-	-	-	290	340	V
5	* 12.1856	36.98	PK-U	38.9	-23.8	52.08	-	-	74	-21.92	-	-	315	286	H
	* 12.18539	25.75	ADR	38.9	-23.8	40.85	54	-13.15	-	-	-	-	315	286	H
6	* 12.56239	36.81	PK-U	39.5	-23.5	52.81	-	-	74	-21.19	-	-	351	191	V
	* 12.56229	25.95	ADR	39.5	-23.5	41.95	54	-12.05	-	-	-	-	351	191	V

* - indicates frequency in CFR47 Pt 15 / IC RSS-Restricted Band
PK-U - U-NII: Maximum Peak
ADR - U-NII AD primary method, RMS average

UL VERIFICATION SERVICES INC.
47173 Benicia Street, Fremont, CA 94538; USA TEL:(510) 319-4000 FAX:(510) 661-0888
This report shall not be reproduced except in full, without the written approval of UL Verification Services Inc.

HIGH CHANNEL RESULTS

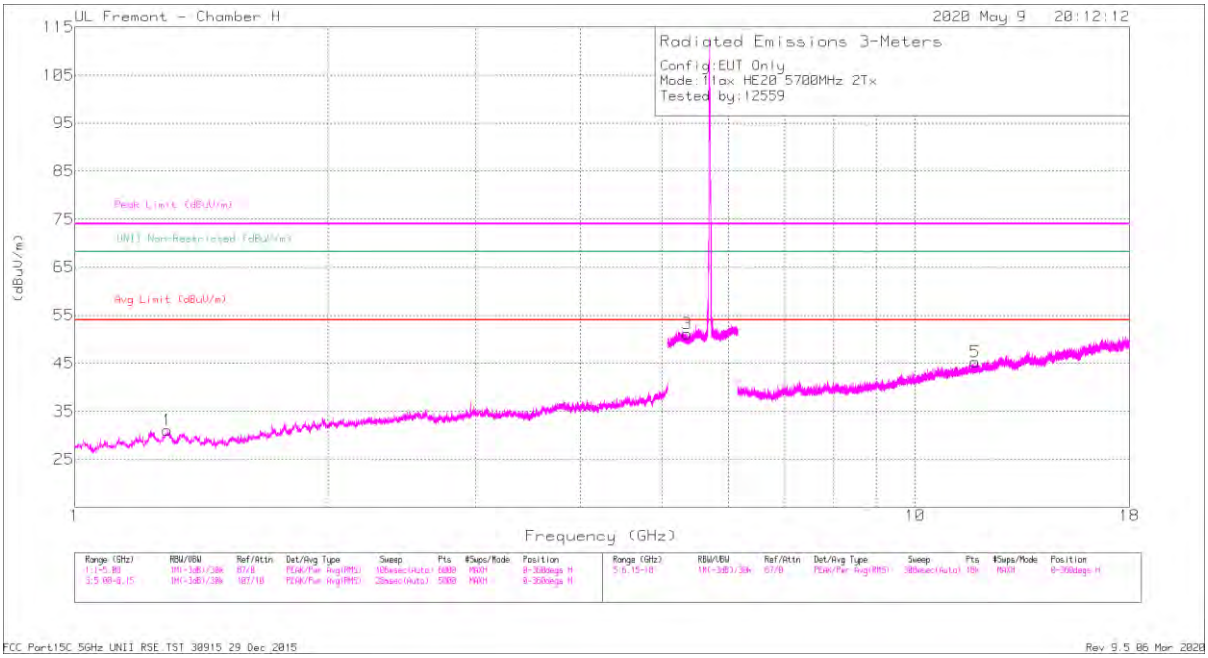

HORIZONTAL

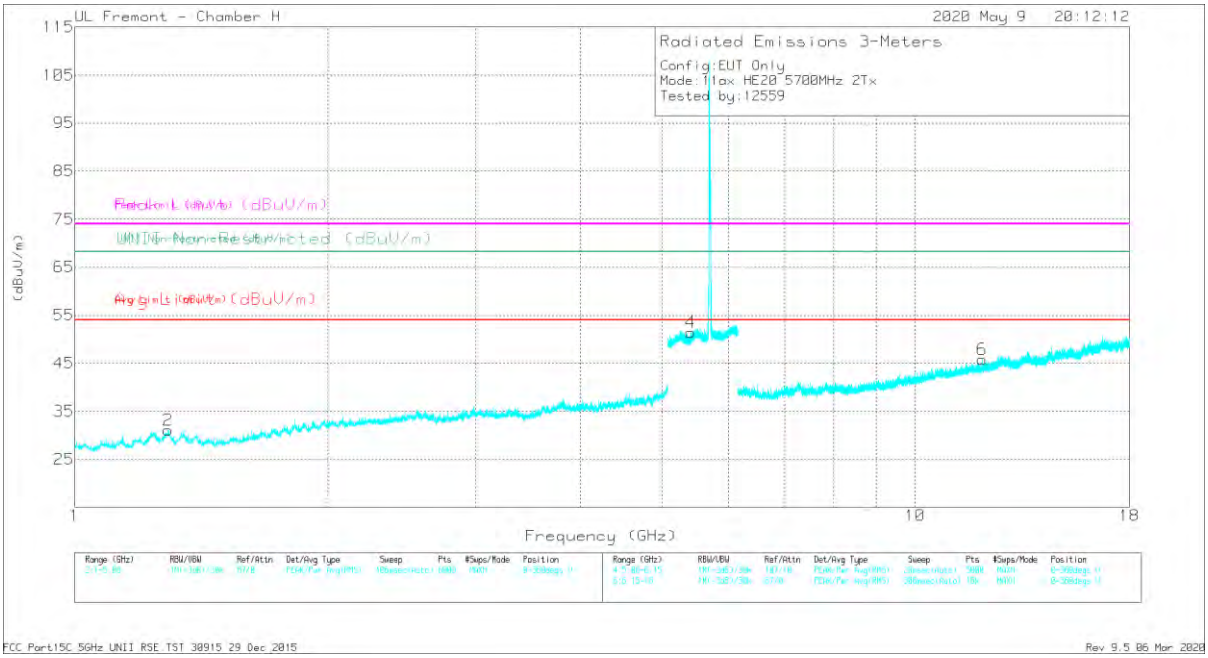

VERTICAL

UL VERIFICATION SERVICES INC.
47173 Benicia Street, Fremont, CA 94538; USA TEL:(510) 319-4000 FAX:(510) 661-0888
This report shall not be reproduced except in full, without the written approval of UL Verification Services Inc.

RADIATED EMISSIONS

Marker	Frequency (GHz)	Meter Reading (dBuV)	Det	AF T863 (dB/m)	Amp/Cbl/Fltr/Pad (dB)	Corrected Reading (dBuV/m)	Avg Limit (dBuV/m)	Margin (dB)	Peak Limit (dBuV/m)	PK Margin (dB)	UNII Non-Restricted (dBuV/m)	PK Margin (dB)	Azimuth (Degs)	Height (cm)	Polarity
1	* 1.29167	44.69	PK-U	29.1	-35.1	38.69	-	-	74	-35.31	-	-	200	306	H
	* 1.28905	33	ADR	29.2	-35.1	27.1	54	-26.9	-	-	-	-	200	306	H
2	* 1.28998	44.52	PK-U	29.2	-35.1	38.62	-	-	74	-35.38	-	-	50	214	V
	* 1.29284	32.92	ADR	29	-35.1	26.82	54	-27.18	-	-	-	-	50	214	V
3	* 5.35589	43.52	PK-U	34.9	-20.9	57.52	-	-	74	-16.48	-	-	163	199	H
	* 5.35762	32.25	ADR	34.9	-20.9	46.25	54	-7.75	-	-	-	-	163	199	H
4	* 5.40652	44.07	PK-U	35	-20.8	58.27	-	-	74	-15.73	-	-	226	293	V
	* 5.40813	32.48	ADR	35	-20.8	46.68	54	-7.32	-	-	-	-	226	293	V
5	* 11.79963	37.36	PK-U	38.5	-23.9	51.96	-	-	74	-22.04	-	-	305	202	H
	* 11.7991	26.02	ADR	38.4	-23.9	40.52	54	-13.48	-	-	-	-	305	202	H
6	* 12.02046	36.9	PK-U	38.8	-23.7	52	-	-	74	-22	-	-	110	154	V
	* 12.01694	25.77	ADR	38.7	-23.8	40.67	54	-13.33	-	-	-	-	110	154	V

* - indicates frequency in CFR47 Pt 15 / IC RSS-Restricted Band
PK-U - U-NII: Maximum Peak
ADR - U-NII AD primary method, RMS average

UL VERIFICATION SERVICES INC.
47173 Benicia Street, Fremont, CA 94538; USA TEL:(510) 319-4000 FAX:(510) 661-0888
This report shall not be reproduced except in full, without the written approval of UL Verification Services Inc.

CHANNEL 144 RESULTS

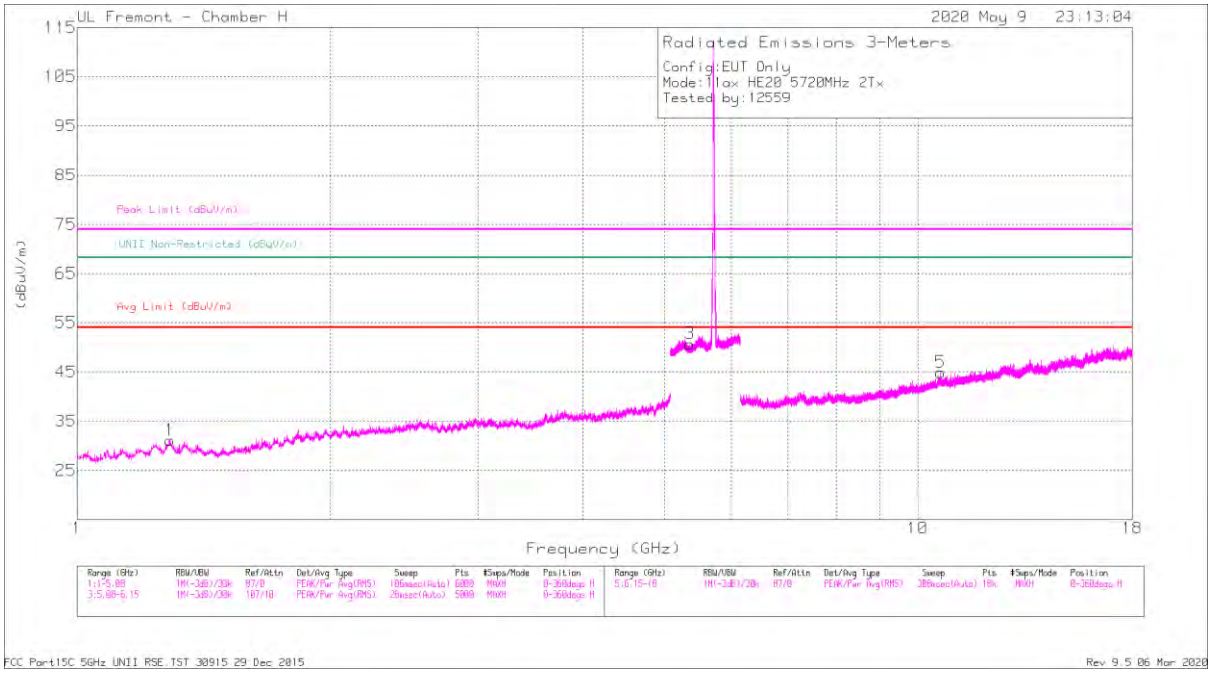

HORIZONTAL

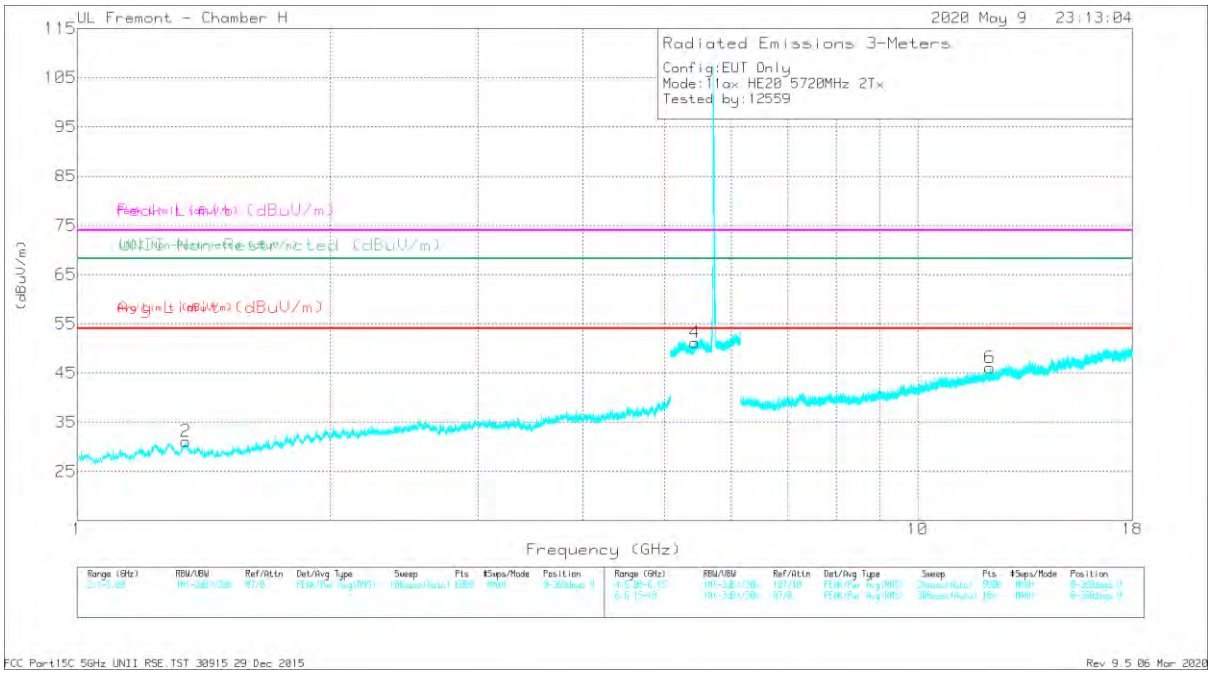

VERTICAL

UL VERIFICATION SERVICES INC.
47173 Benicia Street, Fremont, CA 94538; USA TEL:(510) 319-4000 FAX:(510) 661-0888
This report shall not be reproduced except in full, without the written approval of UL Verification Services Inc.

RADIATED EMISSIONS

Marker	Frequency (GHz)	Meter Reading (dBuV)	Det	AF T863 (dB/m)	Amp/Cbl/Fltr/Pad (dB)	Corrected Reading (dBuV/m)	Avg Limit (dBuV/m)	Margin (dB)	Peak Limit (dBuV/m)	PK Margin (dB)	UNII Non-Restricted (dBuV/m)	PK Margin (dB)	Azimuth (Degs)	Height (cm)	Polarity
1	* 1.29121	44.94	PK-U	29.1	-35.1	38.94	-	-	74	-35.06	-	-	280	270	H
	* 1.2901	33.08	ADR	29.1	-35.1	27.08	54	-26.92	-	-	-	-	280	270	H
2	* 1.34659	45.78	PK-U	29	-35.2	39.58	-	-	74	-34.42	-	-	98	131	V
	* 1.34528	33.23	ADR	28.9	-35.2	26.93	54	-27.07	-	-	-	-	98	131	V
3	* 5.35716	43.8	PK-U	34.9	-20.9	57.8	-	-	74	-16.2	-	-	184	303	H
	* 5.35947	32.31	ADR	34.9	-20.9	46.31	54	-7.69	-	-	-	-	184	303	H
4	* 5.42877	43.93	PK-U	35.1	-20.9	58.13	-	-	74	-15.87	-	-	240	321	V
	* 5.43086	32.59	ADR	35	-20.9	46.69	54	-7.31	-	-	-	-	240	321	V
5	* 10.63909	37.31	PK-U	37.6	-23.8	51.11	-	-	74	-22.89	-	-	303	156	H
	* 10.64189	26.24	ADR	37.6	-23.9	39.94	54	-14.06	-	-	-	-	303	156	H
6	* 12.18604	36.79	PK-U	38.9	-23.8	51.89	-	-	74	-22.11	-	-	142	200	V
	* 12.18733	25.79	ADR	38.9	-23.8	40.89	54	-13.11	-	-	-	-	142	200	V

* - indicates frequency in CFR47 Pt 15 / IC RSS-Restricted Band
PK-U - U-NII: Maximum Peak
ADR - U-NII AD primary method, RMS average

UL VERIFICATION SERVICES INC.
47173 Benicia Street, Fremont, CA 94538; USA TEL:(510) 319-4000 FAX:(510) 661-0888
This report shall not be reproduced except in full, without the written approval of UL Verification Services Inc.

1.1.17. TX ABOVE 1 GHz 802.11ax HE40 MODE IN THE 5.6 GHz BAND

1TX ANT 5 – SU, RU Index 65

BANDEDGE (LOW CHANNEL)

HORIZONTAL RESULT

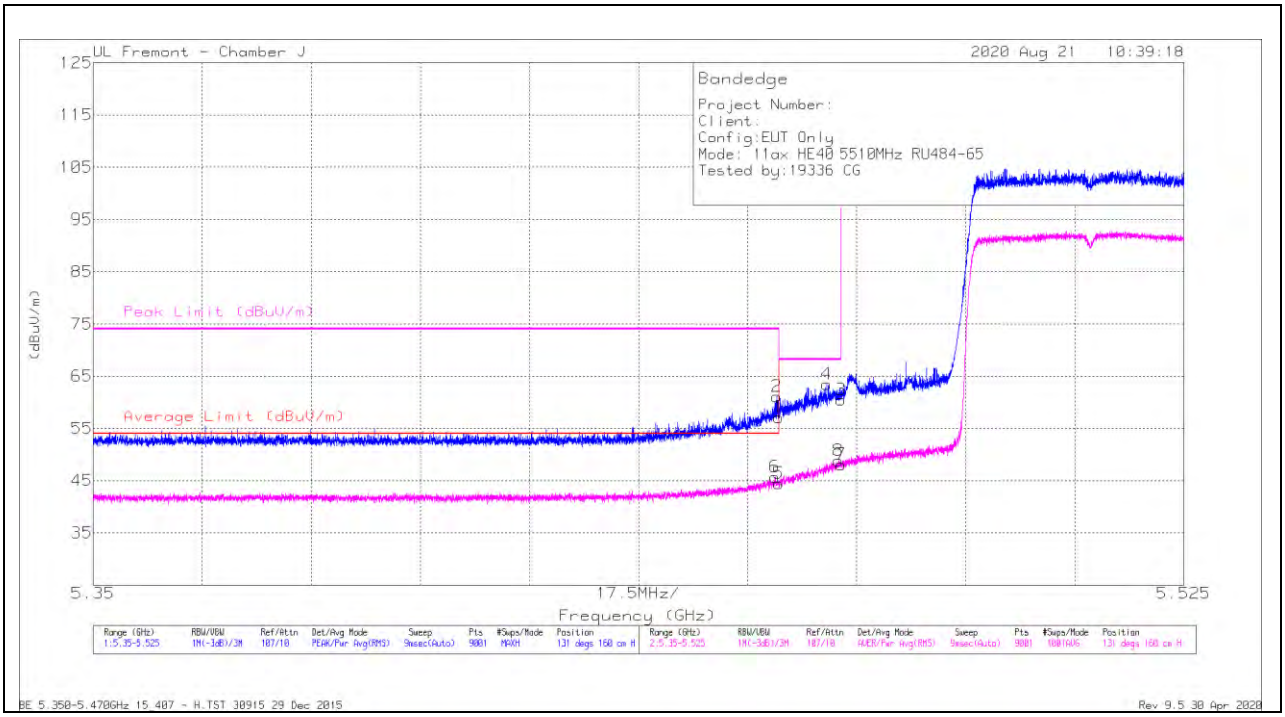

Marker	Frequency (GHz)	Meter Reading (dBuV)	Det	AF T963 (dB/m)	Amp/Cbl/Fltr/Pad (dB)	Corrected Reading (dBuV/m)	Average Limit (dBuV/m)	Margin (dB)	Peak Limit (dBuV/m)	PK Margin (dB)	Azimuth (Degs)	Height (cm)	Polarity
1	* 5.45999	44.24	Pk	33	-20.1	57.14	-	-	74	-16.86	131	160	H
2	* 5.45966	48.14	Pk	33	-20.1	61.04	-	-	74	-12.96	131	160	H
3	5.46999	47.46	Pk	33.1	-20.1	60.46	-	-	68.2	-7.74	131	160	H
4	5.46768	50.58	Pk	33	-20.1	63.48	-	-	68.2	-4.72	131	160	H
5	* 5.45999	31.58	RMS	33	-20.1	44.48	54	-9.52	-	-	131	160	H
6	* 5.45937	32.81	RMS	33	-20.1	45.71	54	-8.29	-	-	131	160	H
7	5.46999	35.09	RMS	33.1	-20.1	48.09	-	-	-	-	131	160	H
8	5.46954	35.85	RMS	33.1	-20.1	48.85	-	-	-	-	131	160	H

* - indicates frequency in CFR47 Pt 15 / IC RSS-Restricted Band
Pk - Peak detector
RMS - RMS detection

UL VERIFICATION SERVICES INC.
47173 Benicia Street, Fremont, CA 94538; USA TEL:(510) 319-4000 FAX:(510) 661-0888
This report shall not be reproduced except in full, without the written approval of UL Verification Services Inc.

VERTICAL RESULT

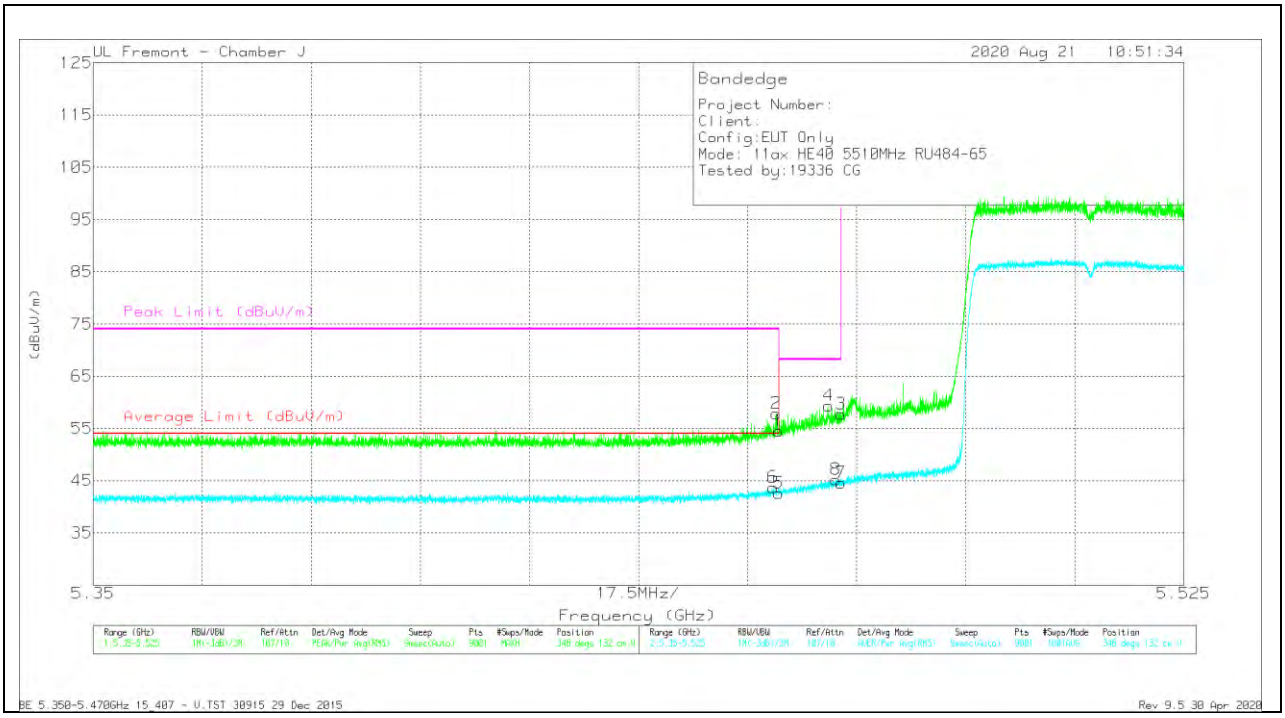

Marker	Frequency (GHz)	Meter Reading (dBuV)	Det	AF T963 (dB/m)	Amp/Cbl/Fltr/Pad (dB)	Corrected Reading (dBuV/m)	Average Limit (dBuV/m)	Margin (dB)	Peak Limit (dBuV/m)	PK Margin (dB)	Azimuth (Degs)	Height (cm)	Polarity
1	* 5.45999	41.61	Pk	33	-20.1	54.51	-	-	74	-19.49	348	132	V
2	* 5.45963	44.96	Pk	33	-20.1	57.86	-	-	74	-16.14	348	132	V
3	5.46999	44.69	Pk	33.1	-20.1	57.69	-	-	68.2	-10.51	348	132	V
4	5.46799	46.48	Pk	33	-20.1	59.38	-	-	68.2	-8.82	348	132	V
5	* 5.45999	29.73	RMS	33	-20.1	42.63	54	-11.37	-	-	348	132	V
6	* 5.45912	30.86	RMS	33	-20.1	43.76	54	-10.24	-	-	348	132	V
7	5.46999	31.63	RMS	33.1	-20.1	44.63	-	-	-	-	348	132	V
8	5.46917	32.18	RMS	33.1	-20.1	45.18	-	-	-	-	348	132	V

* - indicates frequency in CFR47 Pt 15 / IC RSS-Restricted Band
Pk - Peak detector
RMS - RMS detection

UL VERIFICATION SERVICES INC.
47173 Benicia Street, Fremont, CA 94538; USA TEL:(510) 319-4000 FAX:(510) 661-0888
This report shall not be reproduced except in full, without the written approval of UL Verification Services Inc.

BANDEDGE (HIGH CHANNEL)

HORIZONTAL RESULT

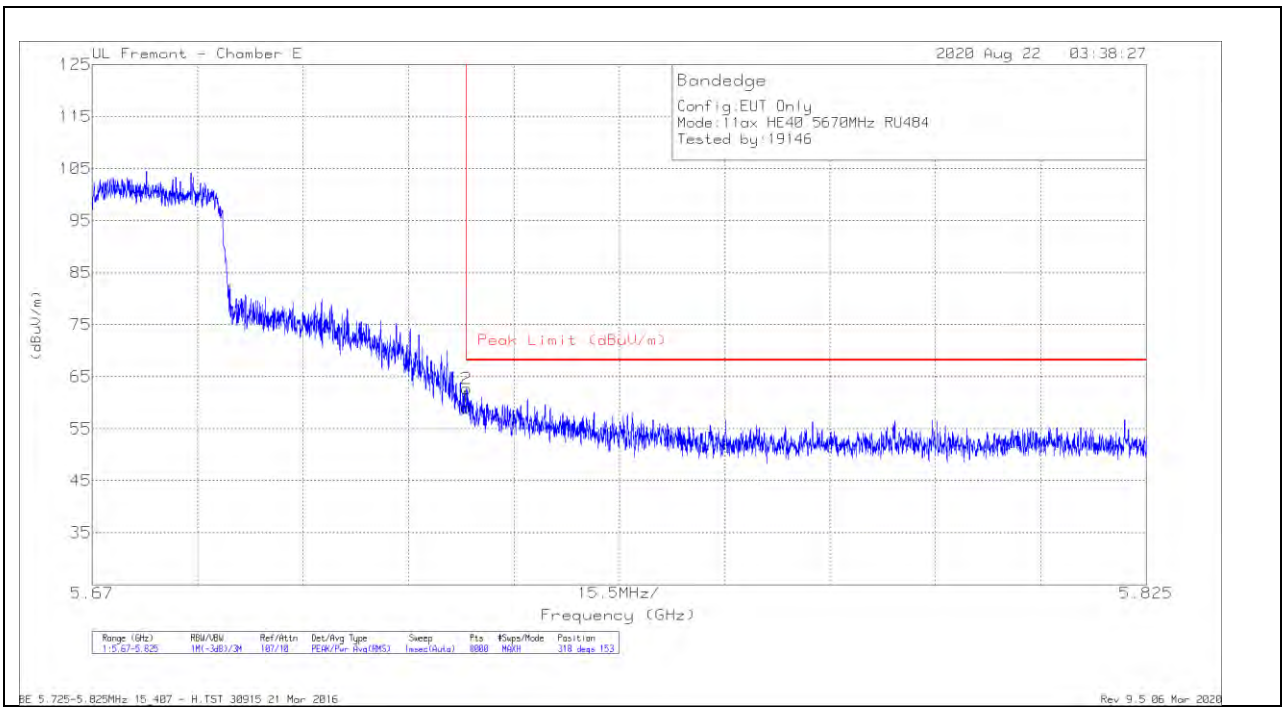

Marker	Frequency (GHz)	Meter Reading (dBuV)	Det	AF T712 (dB/m)	Amp/Cbl/Fltr/Pad (dB)	Corrected Reading (dBuV/m)	Peak Limit (dBuV/m)	PK Margin (dB)	Azimuth (Degs)	Height (cm)	Polarity
1	5.72501	45.6	Pk	34.7	-21.2	59.1	68.2	-9.1	318	153	H
2	5.72505	49.19	Pk	34.7	-21.2	62.69	68.2	-5.51	318	153	H

Pk - Peak detector

UL VERIFICATION SERVICES INC.
47173 Benicia Street, Fremont, CA 94538; USA TEL:(510) 319-4000 FAX:(510) 661-0888
This report shall not be reproduced except in full, without the written approval of UL Verification Services Inc.

VERTICAL RESULT

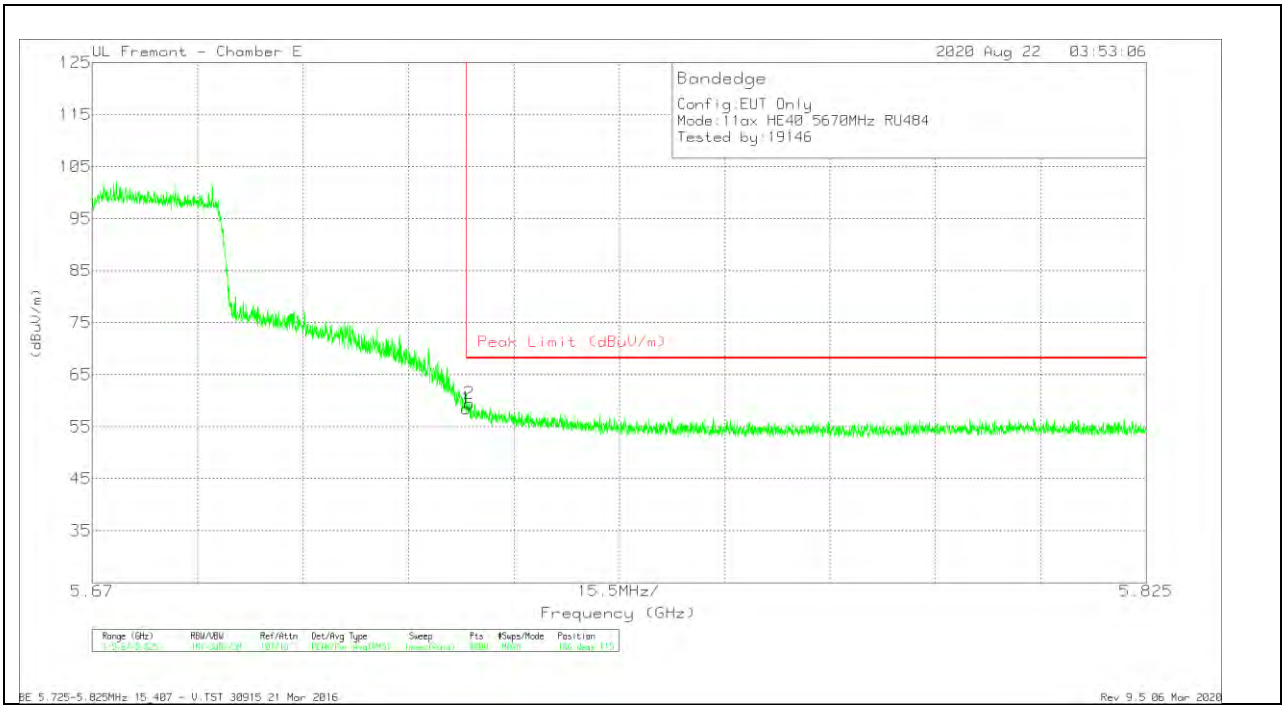

Marker	Frequency (GHz)	Meter Reading (dBuV)	Det	AF T712 (dB/m)	Amp/Cbl/Fltr/Pad (dB)	Corrected Reading (dBuV/m)	Peak Limit (dBuV/m)	PK Margin (dB)	Azimuth (Degs)	Height (cm)	Polarity
1	5.72501	45.02	Pk	34.7	-21.2	58.52	68.2	-9.68	186	115	V
2	5.72544	45.97	Pk	34.7	-21.2	59.47	68.2	-8.73	186	115	V

Pk - Peak detector

UL VERIFICATION SERVICES INC.
47173 Benicia Street, Fremont, CA 94538; USA TEL:(510) 319-4000 FAX:(510) 661-0888
This report shall not be reproduced except in full, without the written approval of UL Verification Services Inc.

1TX ANT 5 – 26 Tones, RU Index 0

BANDEDGE (LOW CHANNEL)

HORIZONTAL RESULT

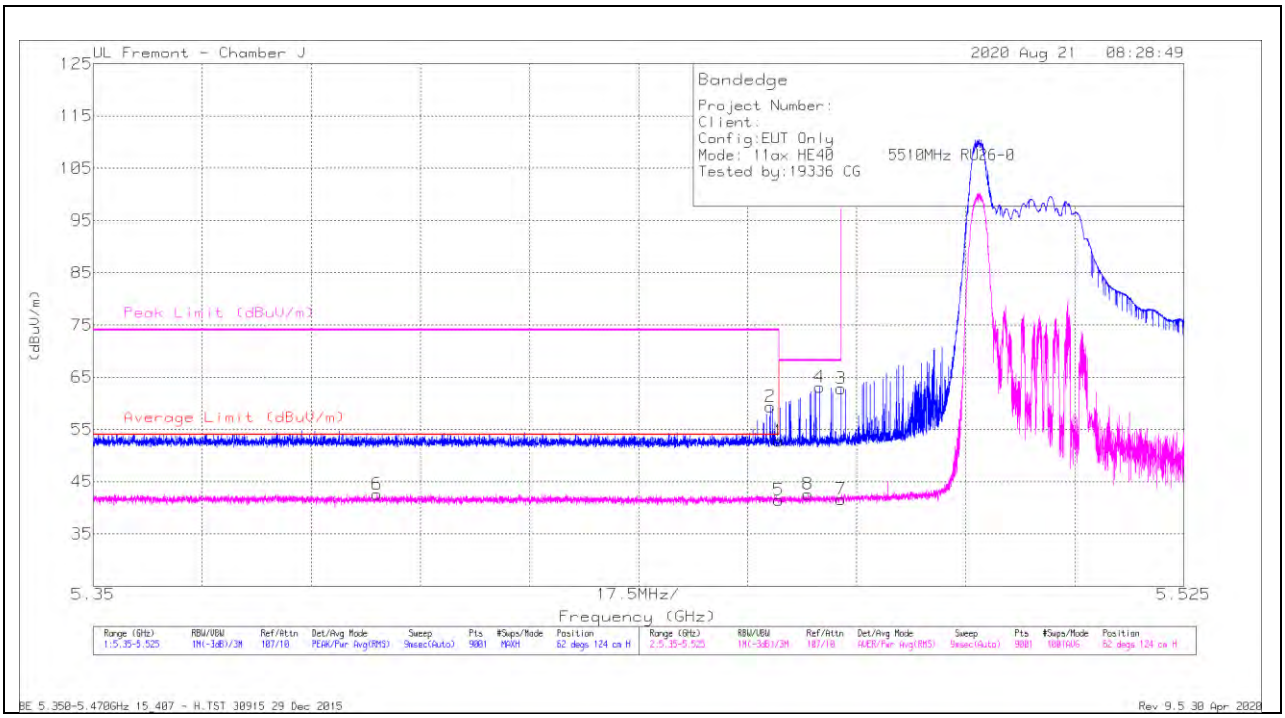

Marker	Frequency (GHz)	Meter Reading (dBuV)	Det	AF T963 (dB/m)	Amp/Cbl/Fltr/Pad (dB)	Corrected Reading (dBuV/m)	Average Limit (dBuV/m)	Margin (dB)	Peak Limit (dBuV/m)	PK Margin (dB)	Azimuth (Degs)	Height (cm)	Polarity
1	* 5.45999	39.83	Pk	33	-20.1	52.73	-	-	74	-21.27	62	124	H
2	* 5.45865	46.5	Pk	33	-20.1	59.4	-	-	74	-14.6	62	124	H
3	5.46999	49.78	Pk	33.1	-20.1	62.78	-	-	68.2	-5.42	62	124	H
4	5.46655	50.16	Pk	33	-20.1	63.06	-	-	68.2	-5.14	62	124	H
5	* 5.45999	28.55	RMS	33	-20.1	41.45	54	-12.55	-	-	62	124	H
6	* 5.39554	29.75	RMS	33.1	-20.2	42.65	54	-11.35	-	-	62	124	H
7	5.46999	28.57	RMS	33.1	-20.1	41.57	-	-	-	-	62	124	H
8	5.46466	29.7	RMS	33	-20.1	42.6	-	-	-	-	62	124	H

* - indicates frequency in CFR47 Pt 15 / IC RSS-Restricted Band
Pk - Peak detector
RMS - RMS detection

UL VERIFICATION SERVICES INC.
47173 Benicia Street, Fremont, CA 94538; USA TEL:(510) 319-4000 FAX:(510) 661-0888
This report shall not be reproduced except in full, without the written approval of UL Verification Services Inc.

VERTICAL RESULT

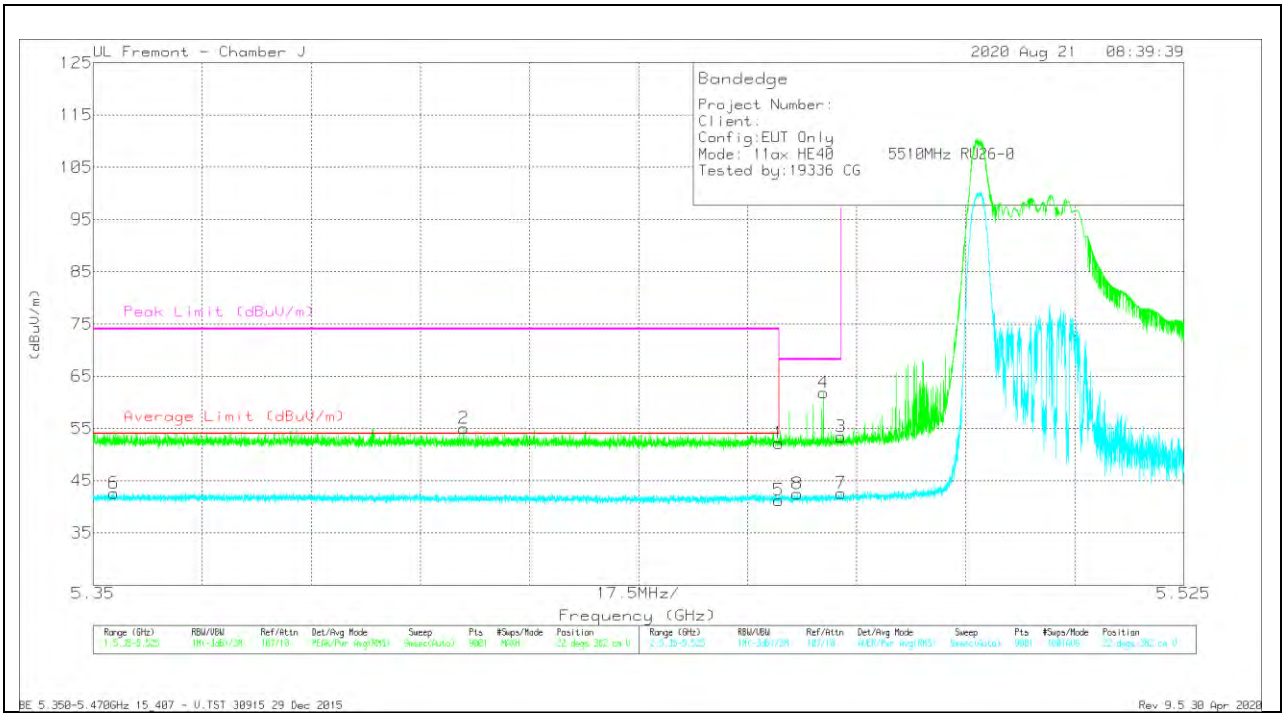

Marker	Frequency (GHz)	Meter Reading (dBuV)	Det	AF T963 (dB/m)	Amp/Cbl/Fltr/Pad (dB)	Corrected Reading (dBuV/m)	Average Limit (dBuV/m)	Margin (dB)	Peak Limit (dBuV/m)	PK Margin (dB)	Azimuth (Degs)	Height (cm)	Polarity
1	* 5.45999	39.26	Pk	33	-20.1	52.16	-	-	74	-21.84	22	382	V
2	* 5.4095	42.22	Pk	33	-20.2	55.02	-	-	74	-18.98	22	382	V
3	5.46999	40.36	Pk	33.1	-20.1	53.36	-	-	68.2	-14.84	22	382	V
4	5.46713	48.89	Pk	33	-20.1	61.79	-	-	68.2	-6.41	22	382	V
5	* 5.45999	28.36	RMS	33	-20.1	41.26	54	-12.74	-	-	22	382	V
6	* 5.35332	29.74	RMS	33.3	-20.4	42.64	54	-11.36	-	-	22	382	V
7	5.46999	29.54	RMS	33.1	-20.1	42.54	-	-	-	-	22	382	V
8	5.46297	29.54	RMS	33	-20.1	42.44	-	-	-	-	22	382	V

* - indicates frequency in CFR47 Pt 15 / IC RSS-Restricted Band
Pk - Peak detector
RMS - RMS detection

UL VERIFICATION SERVICES INC.
47173 Benicia Street, Fremont, CA 94538; USA TEL:(510) 319-4000 FAX:(510) 661-0888
This report shall not be reproduced except in full, without the written approval of UL Verification Services Inc.

1TX ANT 5 – 26 Tones, RU Index 17

BANDEDGE (HIGH CHANNEL)

HORIZONTAL RESULT

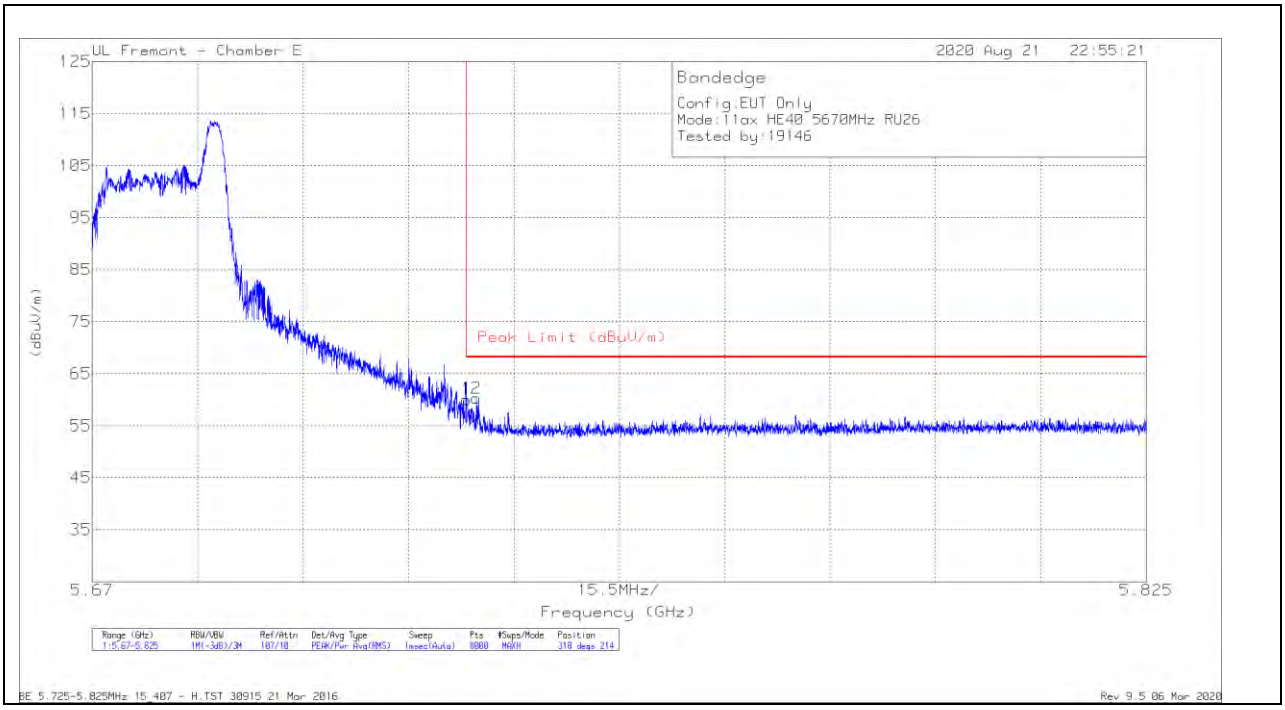

Marker	Frequency (GHz)	Meter Reading (dBuV)	Det	AF T712 (dB/m)	Amp/Cbl/Fltr/Pad (dB)	Corrected Reading (dBuV/m)	Peak Limit (dBuV/m)	PK Margin (dB)	Azimuth (Degs)	Height (cm)	Polarity
1	5.72501	46.59	Pk	34.7	-21.2	60.09	68.2	-8.11	318	214	H
2	5.7265	46.78	Pk	34.7	-21.2	60.28	68.2	-7.92	318	214	H

Pk - Peak detector

UL VERIFICATION SERVICES INC.
47173 Benicia Street, Fremont, CA 94538; USA TEL:(510) 319-4000 FAX:(510) 661-0888
This report shall not be reproduced except in full, without the written approval of UL Verification Services Inc.

VERTICAL RESULT

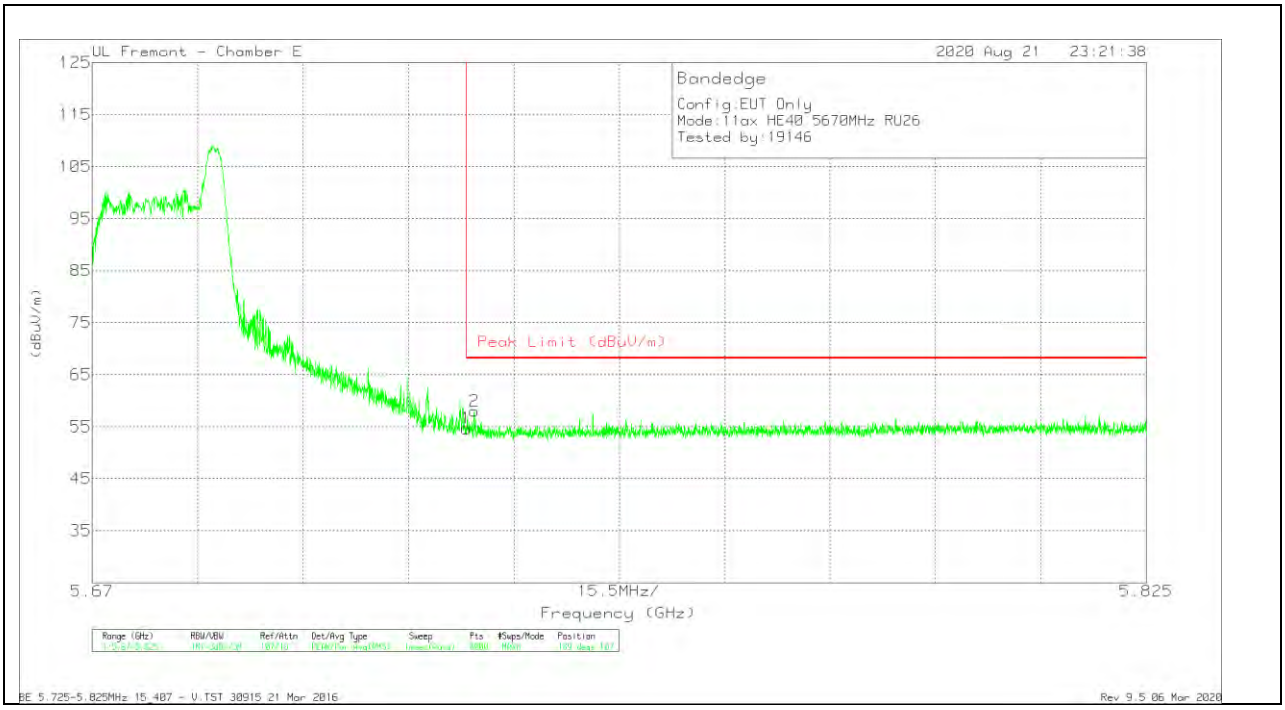

Marker	Frequency (GHz)	Meter Reading (dBuV)	Det	AF T712 (dB/m)	Amp/Cbl/Fltr/Pad (dB)	Corrected Reading (dBuV/m)	Peak Limit (dBuV/m)	PK Margin (dB)	Azimuth (Degs)	Height (cm)	Polarity
1	5.72501	41.18	Pk	34.7	-21.2	54.68	68.2	-13.52	189	107	V
2	5.72619	44.47	Pk	34.7	-21.2	57.97	68.2	-10.23	189	107	V

Pk - Peak detector

UL VERIFICATION SERVICES INC.
47173 Benicia Street, Fremont, CA 94538; USA TEL:(510) 319-4000 FAX:(510) 661-0888
This report shall not be reproduced except in full, without the written approval of UL Verification Services Inc.

1TX ANT 6 – SU, RU Index 65

BANDEDGE (LOW CHANNEL)

HORIZONTAL RESULT

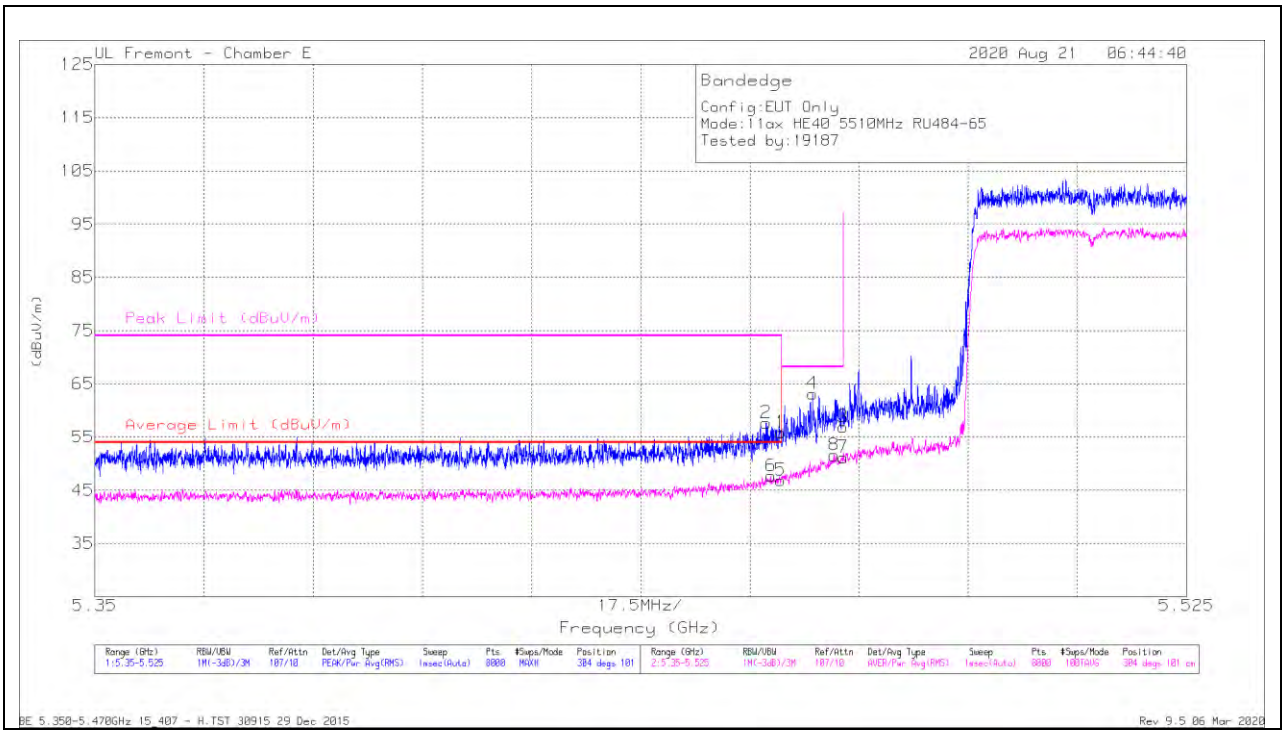

Marker	Frequency (GHz)	Meter Reading (dBuV)	Det	AF T712 (dB/m)	Amp/Cbl/Fltr/Pad (dB)	Corrected Reading (dBuV/m)	Average Limit (dBuV/m)	Margin (dB)	Peak Limit (dBuV/m)	PK Margin (dB)	Azimuth (Degs)	Height (cm)	Polarity
1	* 5.45998	43.03	Pk	34.5	-21.7	55.83	-	-	74	-18.17	304	101	H
2	* 5.4576	44.75	Pk	34.6	-21.7	57.65	-	-	74	-16.35	304	101	H
5	* 5.45998	34.08	RMS	34.5	-21.7	46.88	54	-7.12	-	-	304	101	H
6	* 5.45836	34.8	RMS	34.6	-21.7	47.7	54	-6.3	-	-	304	101	H
4	5.46506	50.36	Pk	34.5	-21.7	63.16	-	-	68.2	-5.04	304	101	H
8	5.46847	38.78	RMS	34.5	-21.7	51.58	-	-	-	-	304	101	H
3	5.46998	44	Pk	34.6	-21.7	56.9	-	-	68.2	-11.3	304	101	H
7	5.46998	38.26	RMS	34.6	-21.7	51.16	-	-	-	-	304	101	H

* - indicates frequency in CFR47 Pt 15 / IC RSS-Restricted Band
Pk - Peak detector
RMS - RMS detection

UL VERIFICATION SERVICES INC.
47173 Benicia Street, Fremont, CA 94538; USA TEL:(510) 319-4000 FAX:(510) 661-0888
This report shall not be reproduced except in full, without the written approval of UL Verification Services Inc.

VERTICAL RESULT

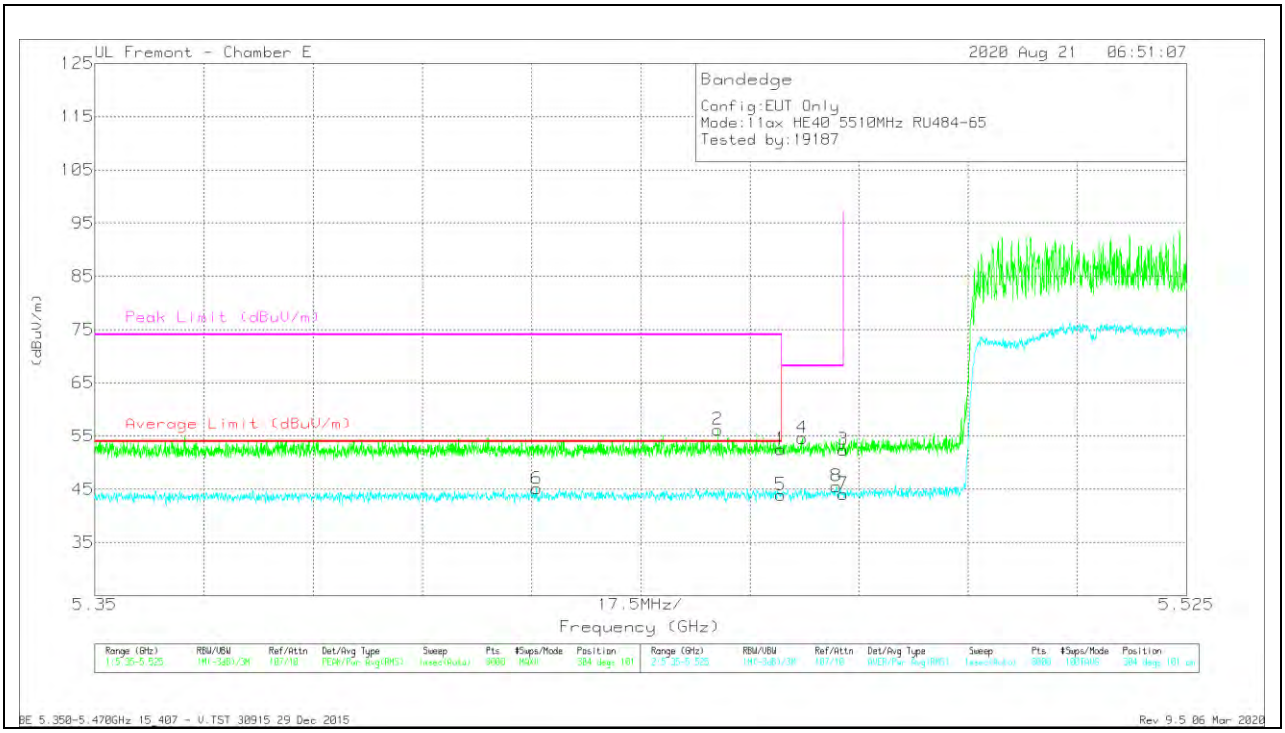

Marker	Frequency (GHz)	Meter Reading (dBuV)	Det	AF T712 (dB/m)	Amp/Cbl/Fltr/Pad (dB)	Corrected Reading (dBuV/m)	Average Limit (dBuV/m)	Margin (dB)	Peak Limit (dBuV/m)	PK Margin (dB)	Azimuth (Degs)	Height (cm)	Polarity
1	* 5.45998	39.7	Pk	34.5	-21.7	52.5	-	-	74	-21.5	304	101	V
2	* 5.44983	43.41	Pk	34.5	-21.7	56.21	-	-	74	-17.79	304	101	V
5	* 5.45998	31.14	RMS	34.5	-21.7	43.94	54	-10.06	-	-	304	101	V
6	* 5.42082	32.43	RMS	34.5	-21.8	45.13	54	-8.87	-	-	304	101	V
4	5.46342	41.83	Pk	34.5	-21.7	54.63	-	-	68.2	-13.57	304	101	V
8	5.46886	32.77	RMS	34.5	-21.7	45.57	-	-	-	-	304	101	V
3	5.46998	39.53	Pk	34.6	-21.7	52.43	-	-	68.2	-15.77	304	101	V
7	5.46998	31.19	RMS	34.6	-21.7	44.09	-	-	-	-	304	101	V

* - indicates frequency in CFR47 Pt 15 / IC RSS-Restricted Band
Pk - Peak detector
RMS - RMS detection

UL VERIFICATION SERVICES INC.
47173 Benicia Street, Fremont, CA 94538; USA TEL:(510) 319-4000 FAX:(510) 661-0888
This report shall not be reproduced except in full, without the written approval of UL Verification Services Inc.

BANDEDGE (HIGH CHANNEL)

HORIZONTAL RESULT

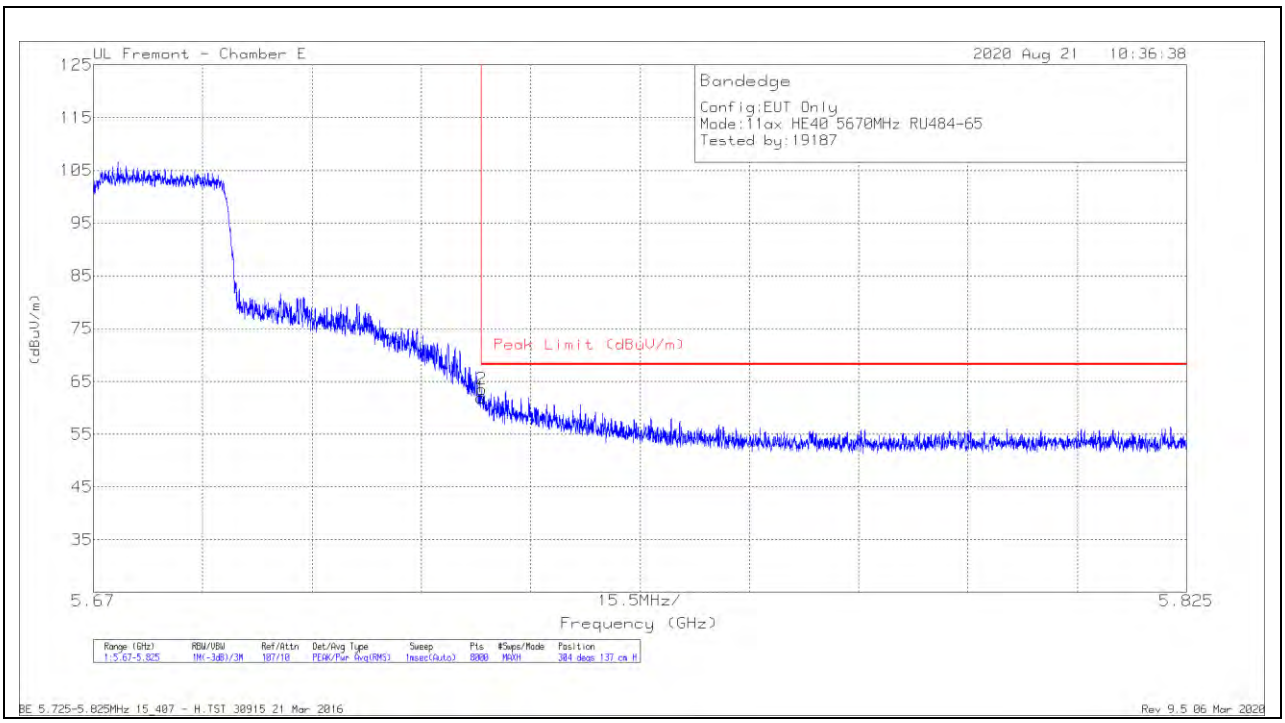

Marker	Frequency (GHz)	Meter Reading (dBuV)	Det	AF T712 (dB/m)	Amp/Cbl/Fltr/Pad (dB)	Corrected Reading (dBuV/m)	Peak Limit (dBuV/m)	PK Margin (dB)	Azimuth (Degs)	Height (cm)	Polarity
1	5.72501	48.41	Pk	34.7	-21.2	61.91	68.2	-6.29	304	137	H
2	5.72507	50.02	Pk	34.7	-21.2	63.52	68.2	-4.68	304	137	H

Pk - Peak detector

UL VERIFICATION SERVICES INC.
47173 Benicia Street, Fremont, CA 94538; USA TEL:(510) 319-4000 FAX:(510) 661-0888
This report shall not be reproduced except in full, without the written approval of UL Verification Services Inc.

VERTICAL RESULT

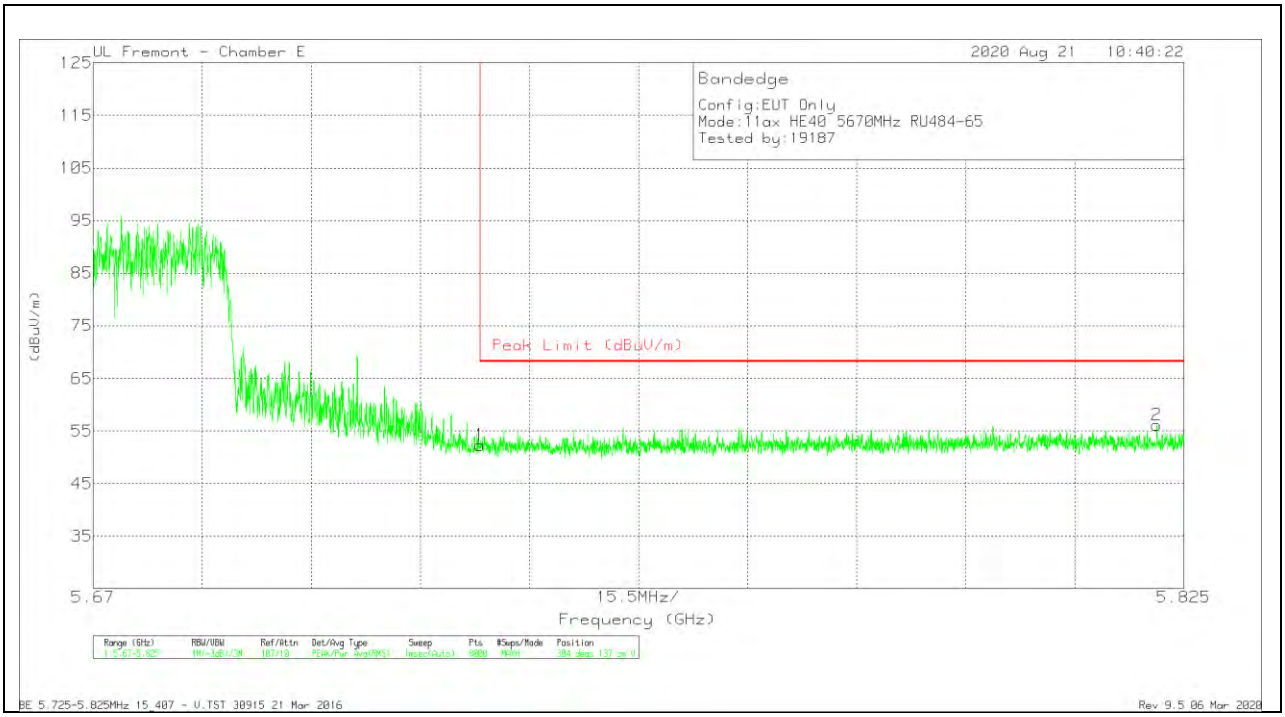

Marker	Frequency (GHz)	Meter Reading (dBuV)	Det	AF T712 (dB/m)	Amp/Cbl/Fltr/Pad (dB)	Corrected Reading (dBuV/m)	Peak Limit (dBuV/m)	PK Margin (dB)	Azimuth (Degs)	Height (cm)	Polarity
1	5.72501	38.76	Pk	34.7	-21.2	52.26	68.2	-15.94	304	137	V
2	5.82116	41.89	Pk	34.9	-20.7	56.09	68.2	-12.11	304	137	V

Pk - Peak detector

UL VERIFICATION SERVICES INC.
47173 Benicia Street, Fremont, CA 94538; USA TEL:(510) 319-4000 FAX:(510) 661-0888
This report shall not be reproduced except in full, without the written approval of UL Verification Services Inc.

1TX ANT 6 – 26 Tones, RU Index 0

BANDEDGE (LOW CHANNEL)

HORIZONTAL RESULT

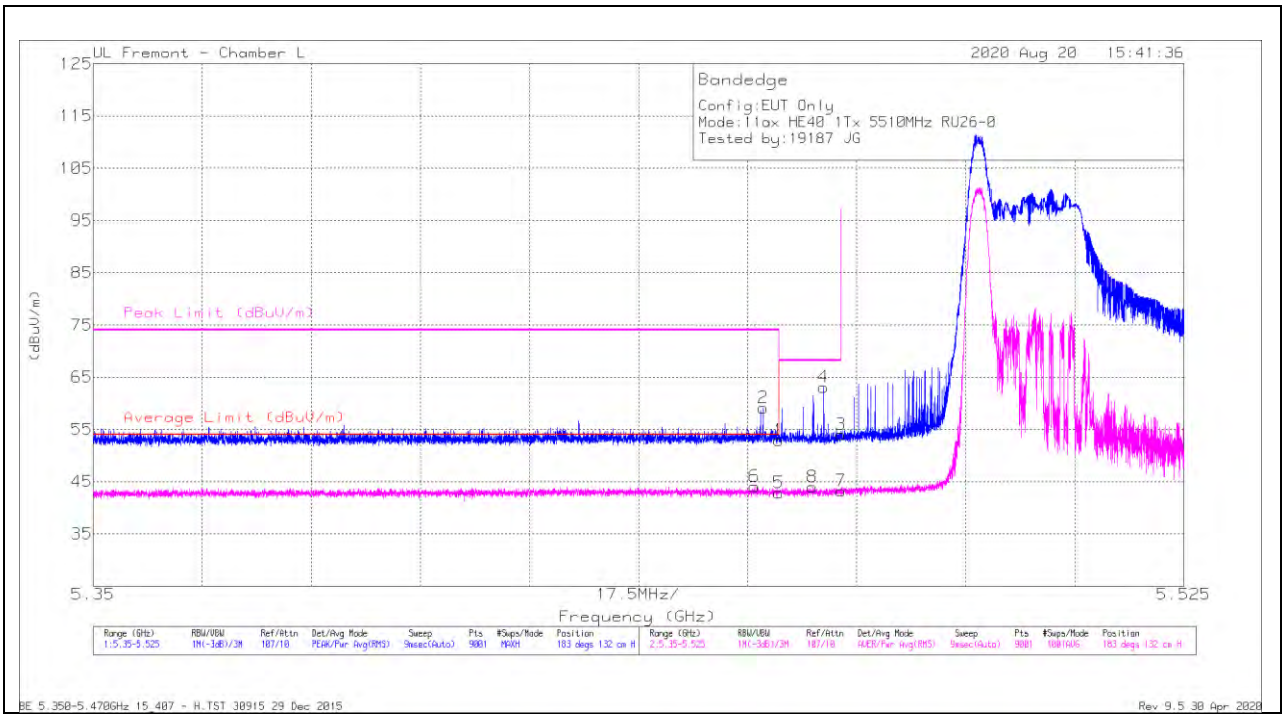

Marker	Frequency (GHz)	Meter Reading (dBuV)	Det	AF 344 (dB/m)	Amp/Cbl/Fltr/Pad (dB)	Corrected Reading (dBuV/m)	Average Limit (dBuV/m)	Margin (dB)	Peak Limit (dBuV/m)	PK Margin (dB)	Azimuth (Degs)	Height (cm)	Polarity
1	* 5.45999	35.2	Pk	34.6	-16.9	52.9	-	-	74	-21.1	183	132	H
2	* 5.45749	41.29	Pk	34.7	-16.9	59.09	-	-	74	-14.91	183	132	H
3	5.46999	36.36	Pk	34.6	-16.9	54.06	-	-	68.2	-14.14	183	132	H
4	5.46723	45.37	Pk	34.6	-16.9	63.07	-	-	68.2	-5.13	183	132	H
5	* 5.45999	25.15	RMS	34.6	-16.9	42.85	54	-11.15	-	-	183	132	H
6	* 5.45611	26.33	RMS	34.7	-16.9	44.13	54	-9.87	-	-	183	132	H
7	5.46999	25.57	RMS	34.6	-16.9	43.27	-	-	-	-	183	132	H
8	5.46538	26.4	RMS	34.5	-16.9	44	-	-	-	-	183	132	H

* - indicates frequency in CFR47 Pt 15 / IC RSS-Restricted Band
Pk - Peak detector
RMS - RMS detection

UL VERIFICATION SERVICES INC.
47173 Benicia Street, Fremont, CA 94538; USA TEL:(510) 319-4000 FAX:(510) 661-0888
This report shall not be reproduced except in full, without the written approval of UL Verification Services Inc.

VERTICAL RESULT

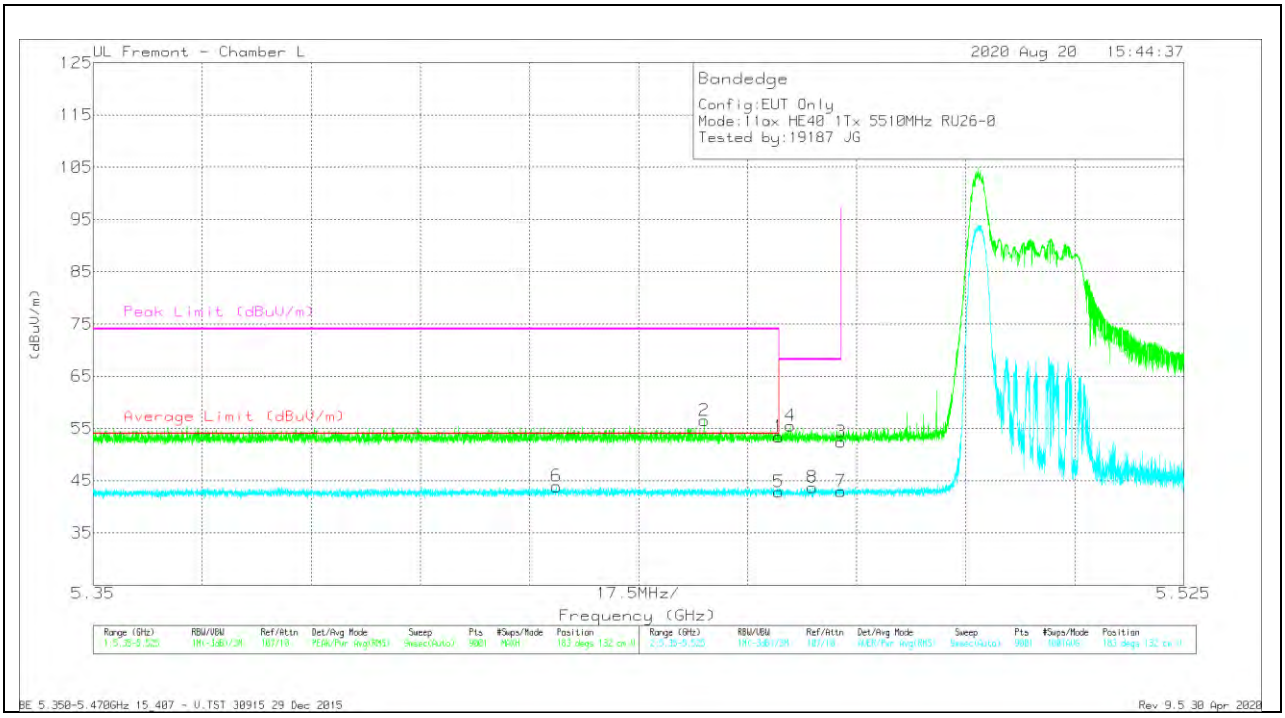

Marker	Frequency (GHz)	Meter Reading (dBuV)	Det	AF 344 (dB/m)	Amp/Cbl/Fltr/Pad (dB)	Corrected Reading (dBuV/m)	Average Limit (dBuV/m)	Margin (dB)	Peak Limit (dBuV/m)	PK Margin (dB)	Azimuth (Degs)	Height (cm)	Polarity
1	* 5.45999	35.75	Pk	34.6	-16.9	53.45	-	-	74	-20.55	183	132	V
2	* 5.44804	38.79	Pk	34.6	-16.9	56.49	-	-	74	-17.51	183	132	V
3	5.46999	34.72	Pk	34.6	-16.9	52.42	-	-	68.2	-15.78	183	132	V
4	5.46186	37.77	Pk	34.6	-16.9	55.47	-	-	68.2	-12.73	183	132	V
5	* 5.45999	25.1	RMS	34.6	-16.9	42.8	54	-11.2	-	-	183	132	V
6	* 5.42433	26.2	RMS	34.6	-16.9	43.9	54	-10.1	-	-	183	132	V
7	5.46999	25.28	RMS	34.6	-16.9	42.98	-	-	-	-	183	132	V
8	5.46538	26.06	RMS	34.5	-16.9	43.66	-	-	-	-	183	132	V

* - indicates frequency in CFR47 Pt 15 / IC RSS-Restricted Band
Pk - Peak detector
RMS - RMS detection

UL VERIFICATION SERVICES INC.
47173 Benicia Street, Fremont, CA 94538; USA TEL:(510) 319-4000 FAX:(510) 661-0888
This report shall not be reproduced except in full, without the written approval of UL Verification Services Inc.

1TX ANT 6 – 26 Tones, RU Index 17

BANDEDGE (HIGH CHANNEL)

HORIZONTAL RESULT

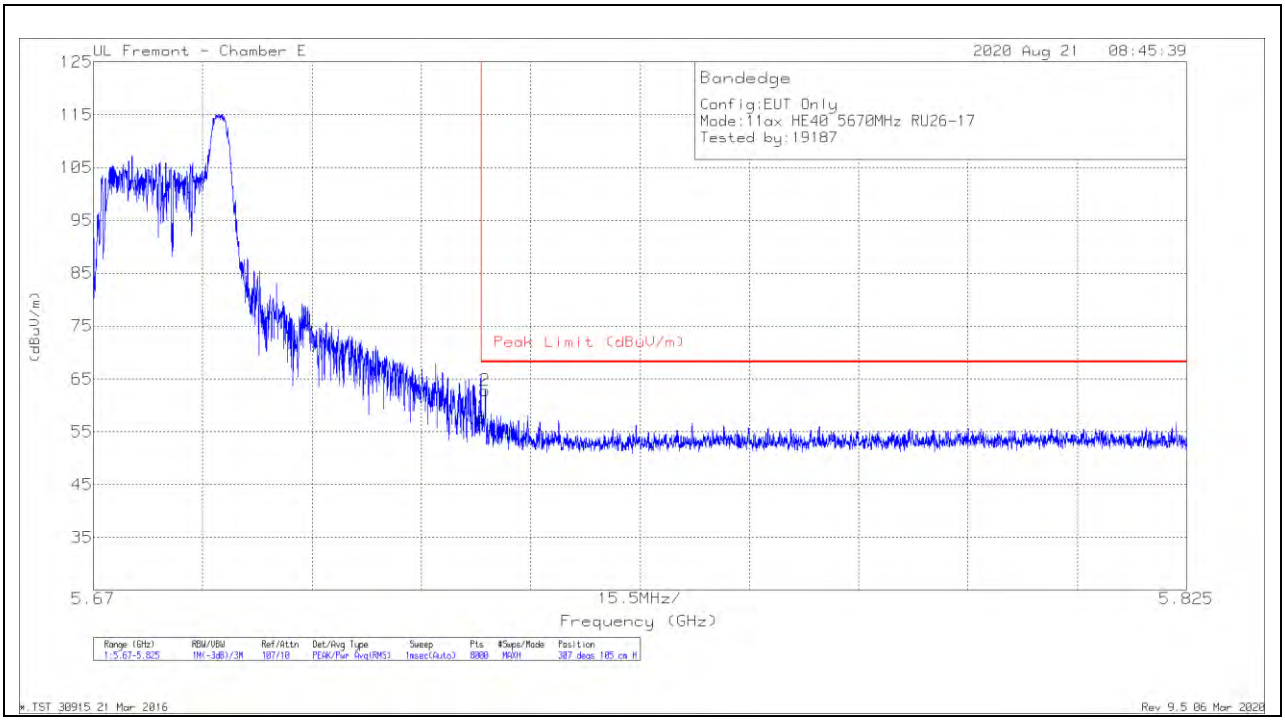

Marker	Frequency (GHz)	Meter Reading (dBuV)	Det	AF T712 (dB/m)	Amp/Cbl/Fltr/Pad (dB)	Corrected Reading (dBuV/m)	Peak Limit (dBuV/m)	PK Margin (dB)	Azimuth (Degs)	Height (cm)	Polarity
1	5.72501	44.17	Pk	34.7	-21.2	57.67	68.2	-10.53	307	105	H
2	5.72555	49.27	Pk	34.7	-21.2	62.77	68.2	-5.43	307	105	H

Pk - Peak detector

UL VERIFICATION SERVICES INC.
47173 Benicia Street, Fremont, CA 94538; USA TEL:(510) 319-4000 FAX:(510) 661-0888
This report shall not be reproduced except in full, without the written approval of UL Verification Services Inc.

VERTICAL RESULT

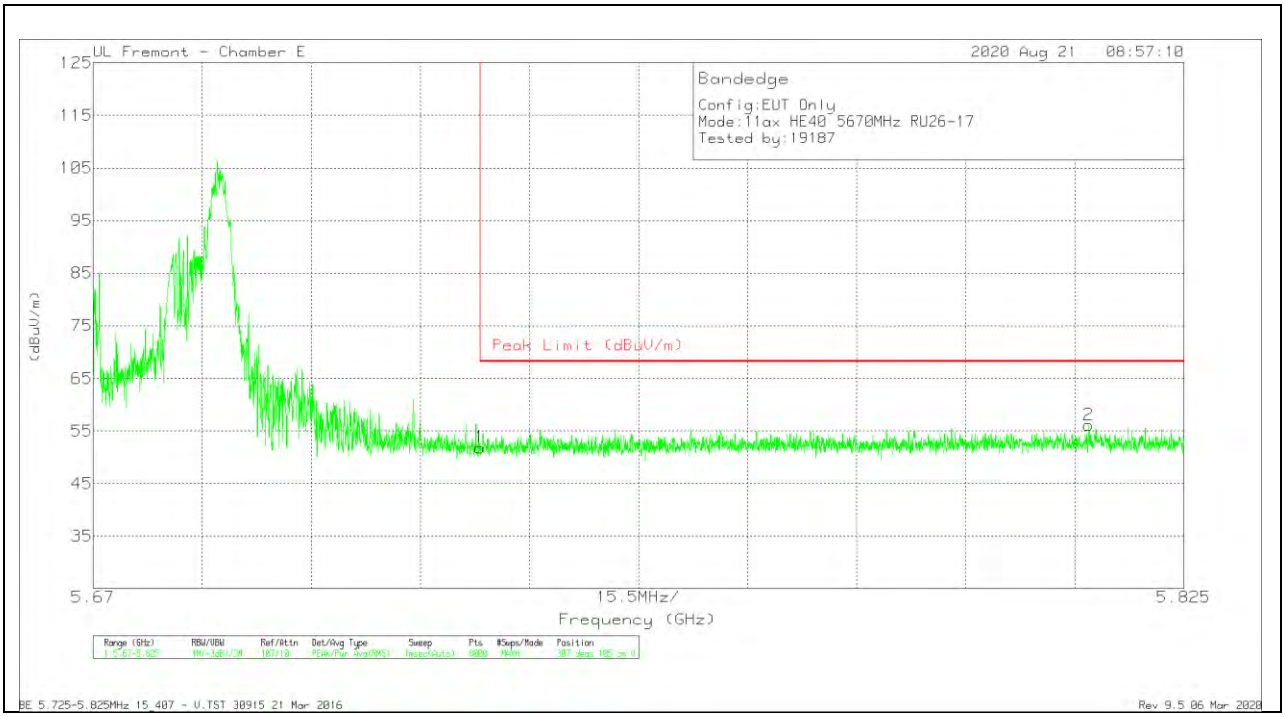

Marker	Frequency (GHz)	Meter Reading (dBuV)	Det	AF T712 (dB/m)	Amp/Cbl/Fltr/Pad (dB)	Corrected Reading (dBuV/m)	Peak Limit (dBuV/m)	PK Margin (dB)	Azimuth (Degs)	Height (cm)	Polarity
1	5.72501	38.37	Pk	34.7	-21.2	51.87	68.2	-16.33	307	105	V
2	5.81147	41.84	Pk	35	-20.7	56.14	68.2	-12.06	307	105	V

Pk - Peak detector

UL VERIFICATION SERVICES INC.
47173 Benicia Street, Fremont, CA 94538; USA TEL:(510) 319-4000 FAX:(510) 661-0888
This report shall not be reproduced except in full, without the written approval of UL Verification Services Inc.

2TX ANT 5 + ANT 6 OFDMA MODE – SU, RU Index 65

BANDEDGE (LOW CHANNEL)

HORIZONTAL RESULT

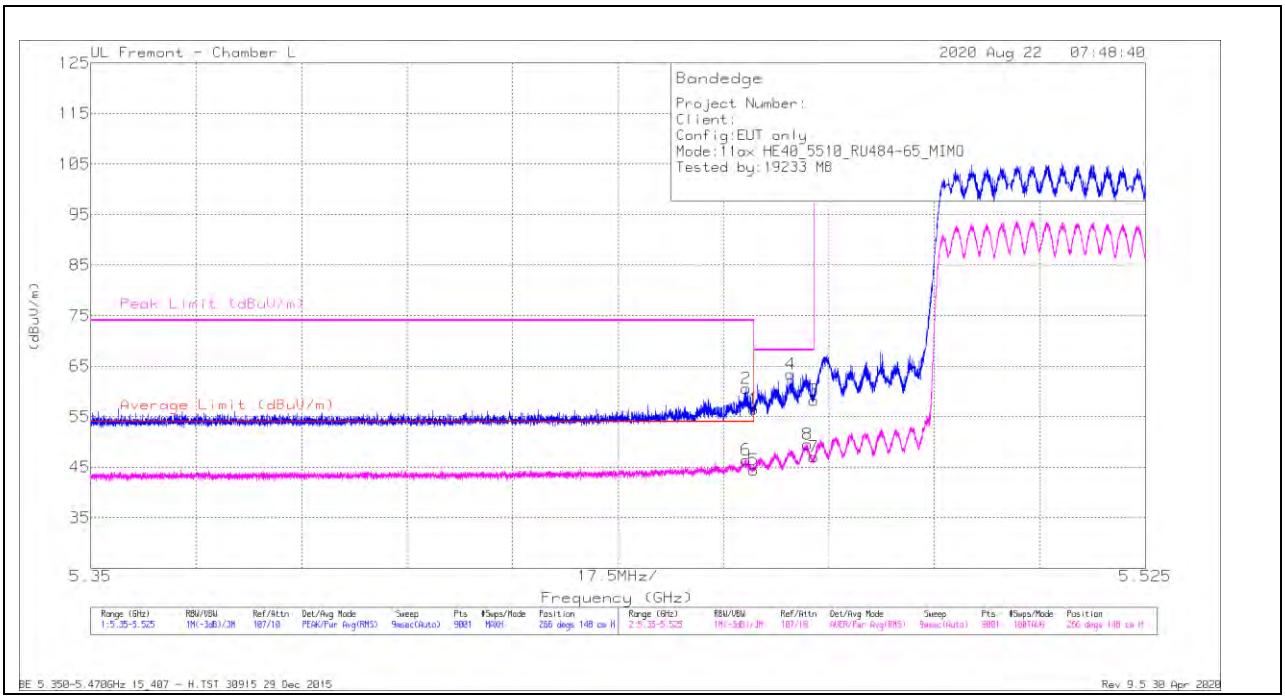

Marker	Frequency (GHz)	Meter Reading (dBuV)	Det	AF 344 (dB/m)	Amp/Cbl/Fltr/Pad (dB)	Corrected Reading (dBuV/m)	Average Limit (dBuV/m)	Margin (dB)	Peak Limit (dBuV/m)	PK Margin (dB)	Azimuth (Degs)	Height (cm)	Polarity
1	* 5.45999	38.84	Pk	34.6	-16.9	56.54	-	-	74	-17.46	266	148	H
2	* 5.45871	42.88	Pk	34.6	-16.9	60.58	-	-	74	-13.42	266	148	H
3	5.46999	40.52	Pk	34.6	-16.9	58.22	-	-	68.2	-9.98	266	148	H
4	5.46616	45.75	Pk	34.6	-16.9	63.45	-	-	68.2	-4.75	266	148	H
5	* 5.45999	26.76	RMS	34.6	-16.9	44.46	54	-9.54	-	-	266	148	H
6	* 5.45877	28.74	RMS	34.6	-16.9	46.44	54	-7.56	-	-	266	148	H
7	5.46999	29.32	RMS	34.6	-16.9	47.02	-	-	-	-	266	148	H
8	5.4689	31.82	RMS	34.6	-16.9	49.52	-	-	-	-	266	148	H

* - indicates frequency in CFR47 Pt 15 / IC RSS-Restricted Band
Pk - Peak detector
RMS - RMS detection

UL VERIFICATION SERVICES INC.
47173 Benicia Street, Fremont, CA 94538; USA TEL:(510) 319-4000 FAX:(510) 661-0888
This report shall not be reproduced except in full, without the written approval of UL Verification Services Inc.

VERTICAL RESULT

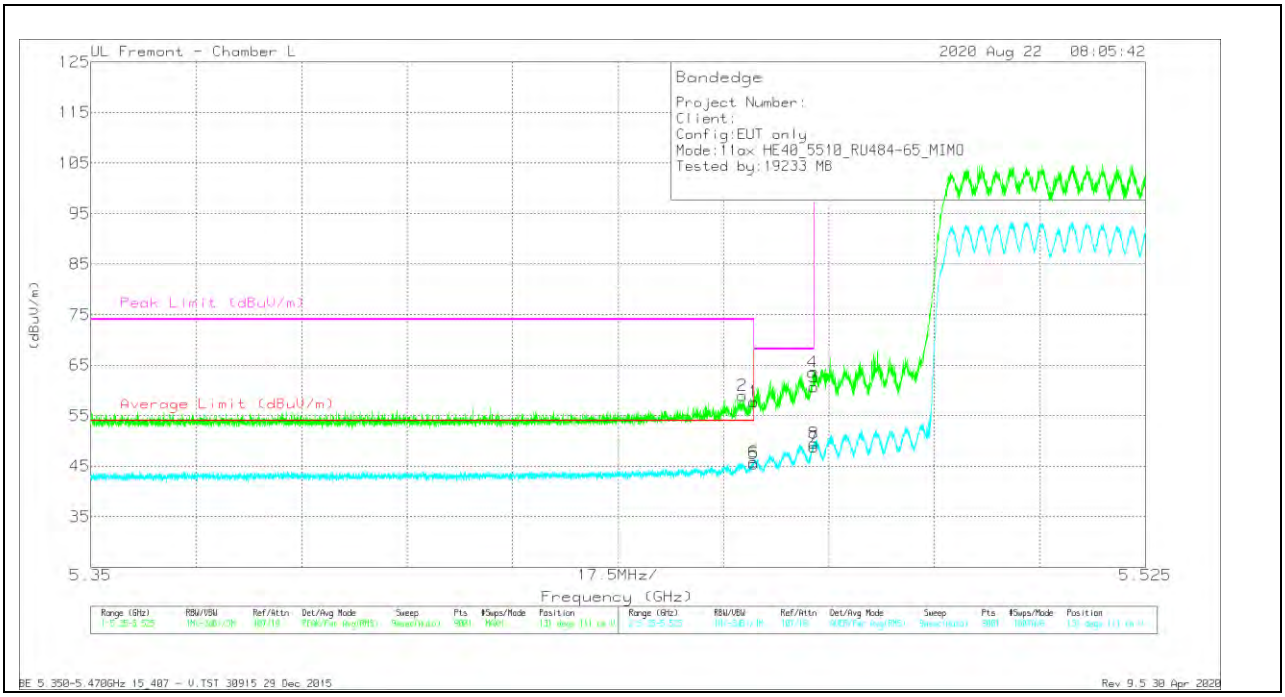

Marker	Frequency (GHz)	Meter Reading (dBuV)	Det	AF 344 (dB/m)	Amp/Cbl/Fltr/Pad (dB)	Corrected Reading (dBuV/m)	Average Limit (dBuV/m)	Margin (dB)	Peak Limit (dBuV/m)	PK Margin (dB)	Azimuth (Degs)	Height (cm)	Polarity
1	* 5.45999	40.02	Pk	34.6	-16.9	57.72	-	-	74	-16.28	131	111	V
2	* 5.45815	41.2	Pk	34.7	-16.9	59	-	-	74	-15	131	111	V
3	5.46999	43.05	Pk	34.6	-16.9	60.75	-	-	68.2	-7.45	131	111	V
4	5.46976	45.83	Pk	34.6	-16.9	63.53	-	-	68.2	-4.67	131	111	V
5	* 5.45999	27.77	RMS	34.6	-16.9	45.47	54	-8.53	-	-	131	111	V
6	* 5.45998	28.15	RMS	34.6	-16.9	45.85	54	-8.15	-	-	131	111	V
7	5.46999	31.1	RMS	34.6	-16.9	48.8	-	-	-	-	131	111	V
8	5.46997	31.86	RMS	34.6	-16.9	49.56	-	-	-	-	131	111	V

* - indicates frequency in CFR47 Pt 15 / IC RSS-Restricted Band
Pk - Peak detector
RMS - RMS detection

UL VERIFICATION SERVICES INC.
47173 Benicia Street, Fremont, CA 94538; USA TEL:(510) 319-4000 FAX:(510) 661-0888
This report shall not be reproduced except in full, without the written approval of UL Verification Services Inc.

BANDEDGE (HIGH CHANNEL)

HORIZONTAL RESULT

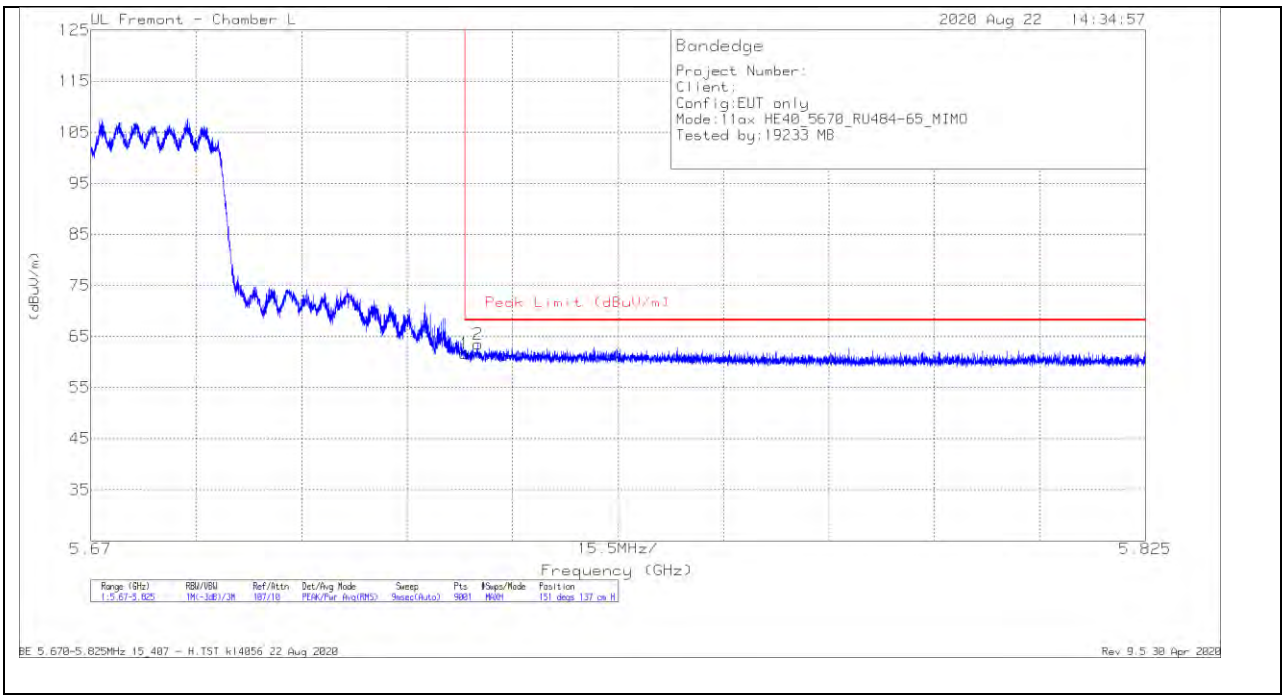

Marker	Frequency (GHz)	Meter Reading (dBuV)	Det	AF 344 (dB/m)	Amp/Cbl/Fltr/Pad (dB)	Corrected Reading (dBuV/m)	Peak Limit (dBuV/m)	PK Margin (dB)	Azimuth (Degs)	Height (cm)	Polarity
1	5.72501	33.72	Pk	34.7	-6.8	61.62	68.2	-6.58	151	137	H
2	5.72694	35.62	Pk	34.7	-6.8	63.52	68.2	-4.68	151	137	H

Pk - Peak detector

UL VERIFICATION SERVICES INC.
47173 Benicia Street, Fremont, CA 94538; USA TEL:(510) 319-4000 FAX:(510) 661-0888
This report shall not be reproduced except in full, without the written approval of UL Verification Services Inc.

VERTICAL RESULT

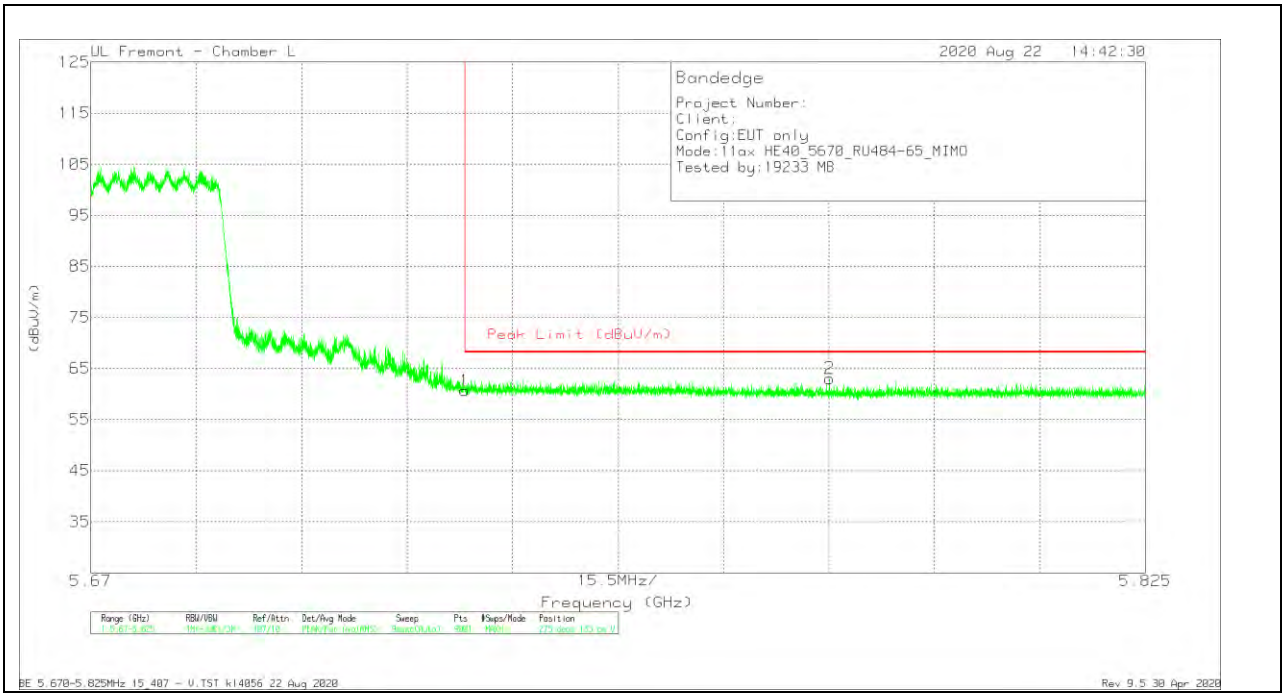

Marker	Frequency (GHz)	Meter Reading (dBuV)	Det	AF 344 (dB/m)	Amp/Cbl/Fltr/Pad (dB)	Corrected Reading (dBuV/m)	Peak Limit (dBuV/m)	PK Margin (dB)	Azimuth (Degs)	Height (cm)	Polarity
1	5.72501	32.77	Pk	34.7	-6.8	60.67	68.2	-7.53	275	133	V
2	5.77853	35.07	Pk	34.8	-6.8	63.07	68.2	-5.13	275	133	V

Pk - Peak detector

UL VERIFICATION SERVICES INC.
47173 Benicia Street, Fremont, CA 94538; USA TEL:(510) 319-4000 FAX:(510) 661-0888
This report shall not be reproduced except in full, without the written approval of UL Verification Services Inc.

HARMONICS AND SPURIOUS EMISSIONS

LOW CHANNEL RESULTS

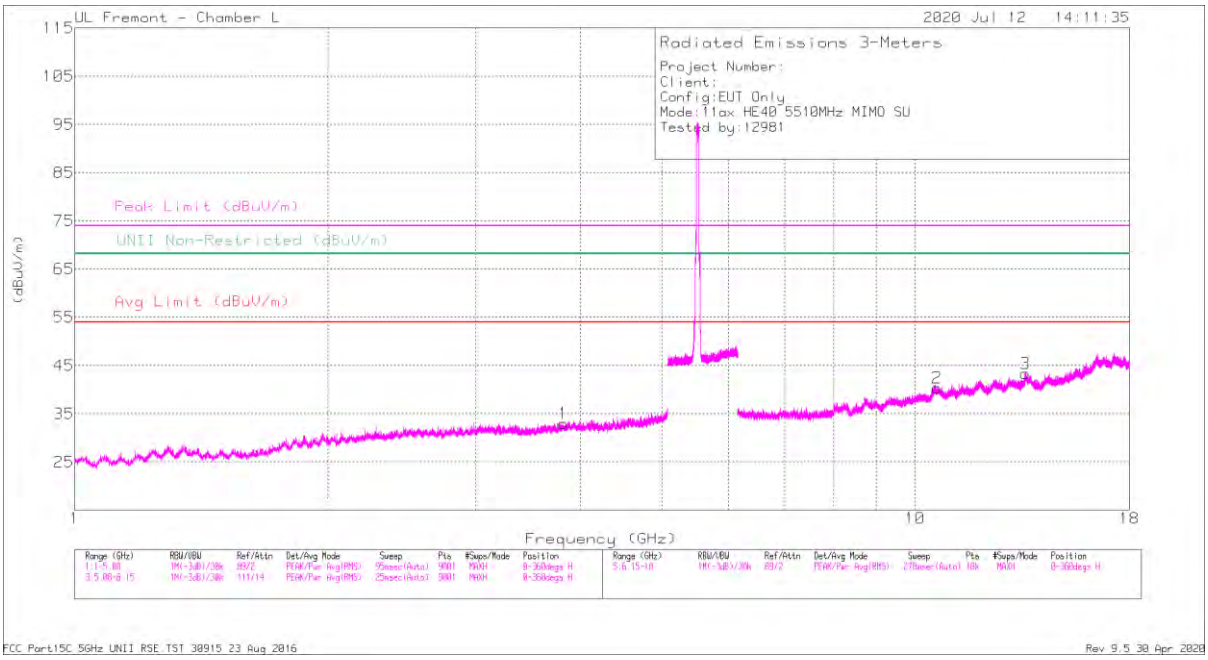

HORIZONTAL

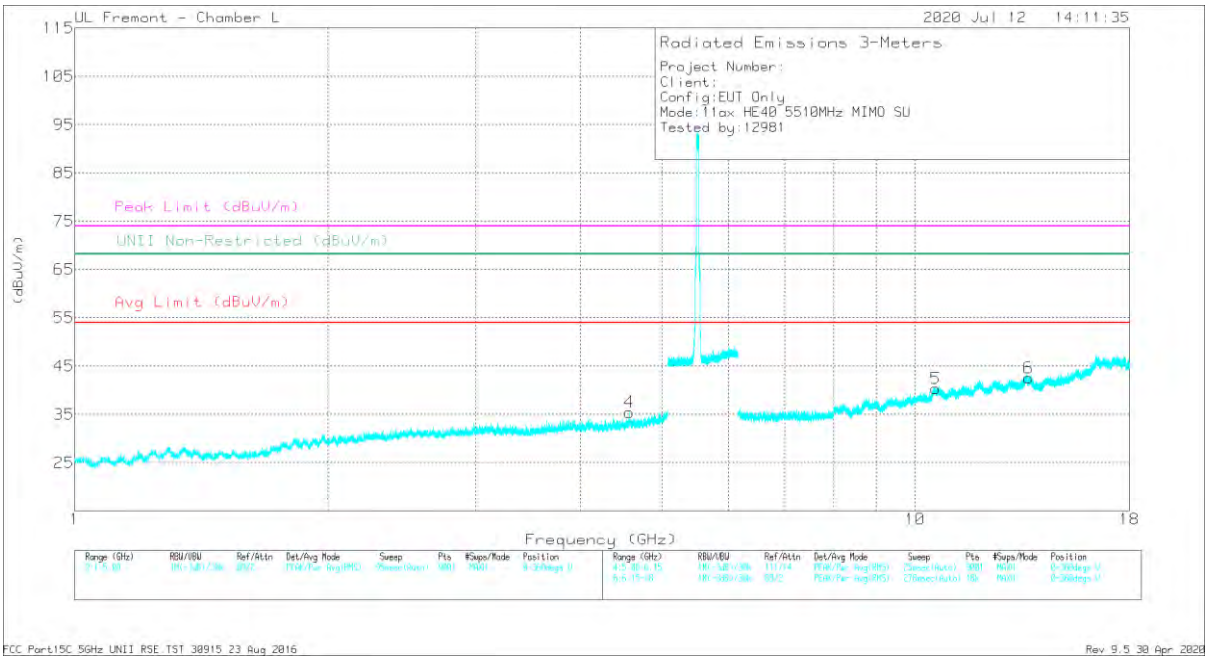

VERTICAL

UL VERIFICATION SERVICES INC.
47173 Benicia Street, Fremont, CA 94538; USA TEL:(510) 319-4000 FAX:(510) 661-0888
This report shall not be reproduced except in full, without the written approval of UL Verification Services Inc.

RADIATED EMISSIONS

Marker	Frequency (GHz)	Meter Reading (dBuV)	Det	AF 344 (dB/m)	Amp/Cbl/Fltr/Pad (dB)	Corrected Reading (dBuV/m)	Avg Limit (dBuV/m)	Margin (dB)	Peak Limit (dBuV/m)	PK Margin (dB)	UNII Non-Restricted (dBuV/m)	PK Margin (dB)	Azimuth (Degs)	Height (cm)	Polarity
1	* 3.81992	36.86	PK-U	33.5	-28.9	41.46	-	-	74	-32.54	-	-	118	163	H
	* 3.81732	26.14	ADR	33.5	-28.9	30.86	54	-23.14	-	-	-	-	118	163	H
4	* 4.56845	35.77	PK-U	34.2	-27.3	42.67	-	-	74	-31.33	-	-	242	220	V
	* 4.57009	25.26	ADR	34.2	-27.3	32.28	54	-21.72	-	-	-	-	242	220	V
2	* 10.629	31.46	PK-U	37.8	-20.1	49.16	-	-	74	-24.84	-	-	169	256	H
	* 10.6291	20.58	ADR	37.8	-20.1	38.4	54	-15.6	-	-	-	-	169	256	H
3	13.53666	32.16	PK-U	38.9	-19.3	51.76	-	-	-	-	68.2	-16.44	274	198	H
	13.53743	21.1	ADR	38.9	-19.3	40.82	-	-	-	-	-	-	274	198	H
5	10.58487	30.73	PK-U	37.9	-19.8	48.83	-	-	-	-	68.2	-19.37	166	145	V
	10.58486	20.86	ADR	37.9	-19.8	39.08	-	-	-	-	-	-	166	145	V
6	13.66127	30.22	PK-U	38.7	-18.8	50.12	-	-	-	-	68.2	-18.08	35	234	V
	13.65937	20.41	ADR	38.8	-18.9	40.43	-	-	-	-	-	-	35	234	V

* - indicates frequency in CFR47 Pt 15 / IC RSS-Restricted Band
PK-U - U-NII: Maximum Peak
ADR - U-NII AD primary method, RMS average

UL VERIFICATION SERVICES INC.
47173 Benicia Street, Fremont, CA 94538; USA TEL:(510) 319-4000 FAX:(510) 661-0888
This report shall not be reproduced except in full, without the written approval of UL Verification Services Inc.

MID CHANNEL RESULTS

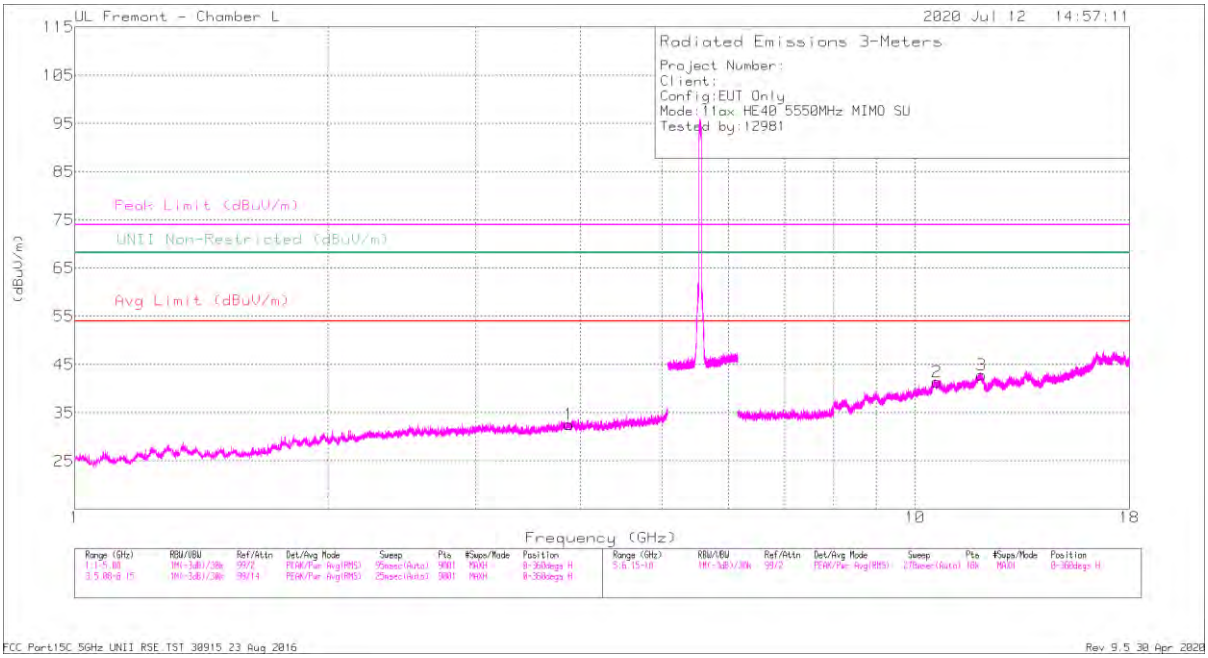

HORIZONTAL

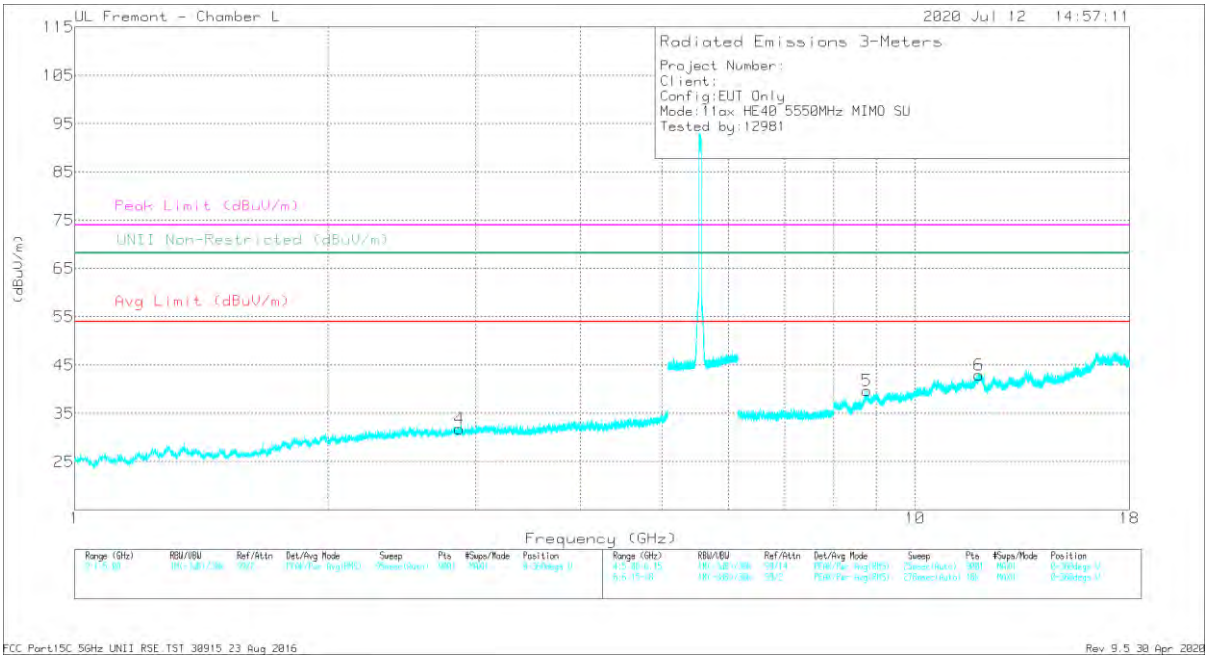

VERTICAL

UL VERIFICATION SERVICES INC.
47173 Benicia Street, Fremont, CA 94538; USA TEL:(510) 319-4000 FAX:(510) 661-0888
This report shall not be reproduced except in full, without the written approval of UL Verification Services Inc.

RADIATED EMISSIONS

Marker	Frequency (GHz)	Meter Reading (dBuV)	Det	AF 344 (dB/m)	Amp/Cbl/Fltr/Pad (dB)	Corrected Reading (dBuV/m)	Avg Limit (dBuV/m)	Margin (dB)	Peak Limit (dBuV/m)	PK Margin (dB)	UNII Non-Restricted (dBuV/m)	PK Margin (dB)	Azimuth (Degs)	Height (cm)	Polarity
1	* 3.87582	36.39	PK-U	33.6	-28.2	41.79	-	-	74	-32.21	-	-	116	158	H
	* 3.87629	26.05	ADR	33.6	-28.1	31.67	54	-22.33	-	-	-	-	116	158	H
4	* 2.86687	36.82	PK-U	32.3	-29.6	39.52	-	-	74	-34.48	-	-	159	196	V
	* 2.87042	26.63	ADR	32.3	-29.6	29.45	54	-24.55	-	-	-	-	159	196	V
2	* 10.61911	30.58	PK-U	37.9	-20.1	48.38	-	-	74	-25.62	-	-	238	241	H
	* 10.62006	19.76	ADR	37.9	-20.1	37.68	54	-16.32	-	-	-	-	238	241	H
3	* 12.00674	30.36	PK-U	38.7	-19.7	49.36	-	-	74	-24.64	-	-	181	210	H
	* 12.00675	20.18	ADR	38.7	-19.7	39.3	54	-14.7	-	-	-	-	181	210	H
5	8.76349	30.91	PK-U	36.1	-20.5	46.51	-	-	-	-	68.2	-21.69	240	239	V
	8.76297	20.69	ADR	36.1	-20.5	36.41	-	-	-	-	-	-	240	239	V
6	* 11.92197	30.96	PK-U	38.6	-19.7	49.86	-	-	74	-24.14	-	-	161	308	V
	* 11.92129	20.67	ADR	38.6	-19.7	39.69	54	-14.31	-	-	-	-	161	308	V

* - indicates frequency in CFR47 Pt 15 / IC RSS-Restricted Band
PK-U - U-NII: Maximum Peak
ADR - U-NII AD primary method, RMS average

UL VERIFICATION SERVICES INC.
47173 Benicia Street, Fremont, CA 94538; USA TEL:(510) 319-4000 FAX:(510) 661-0888
This report shall not be reproduced except in full, without the written approval of UL Verification Services Inc.

HIGH CHANNEL RESULTS

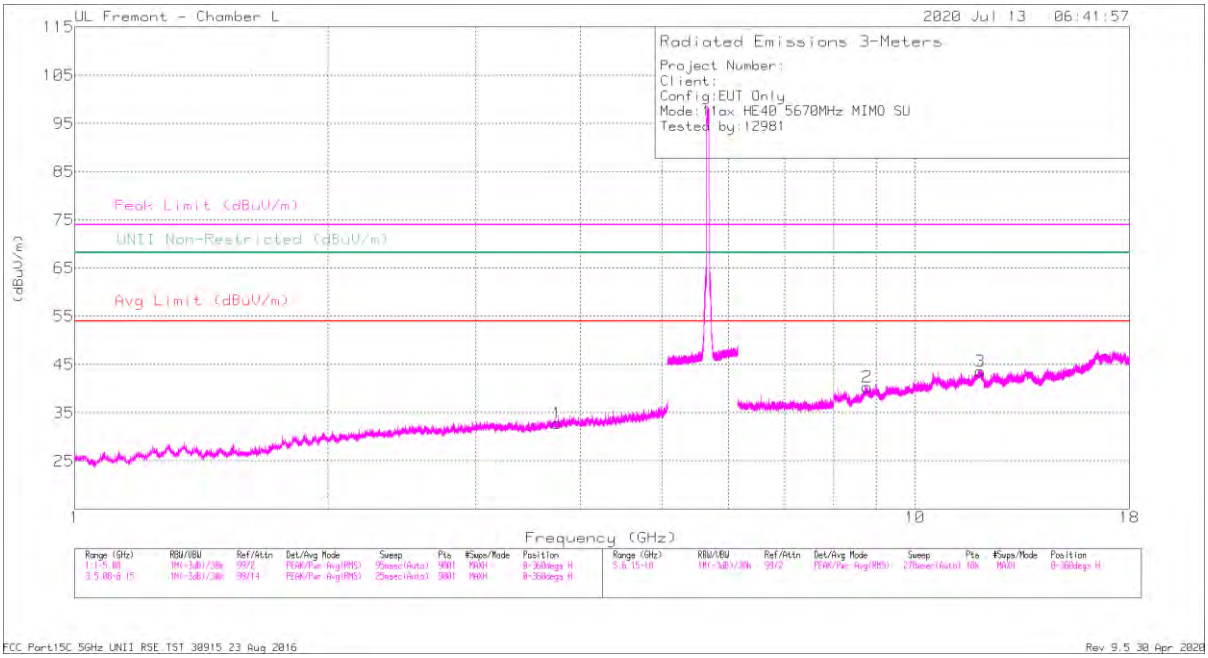

HORIZONTAL

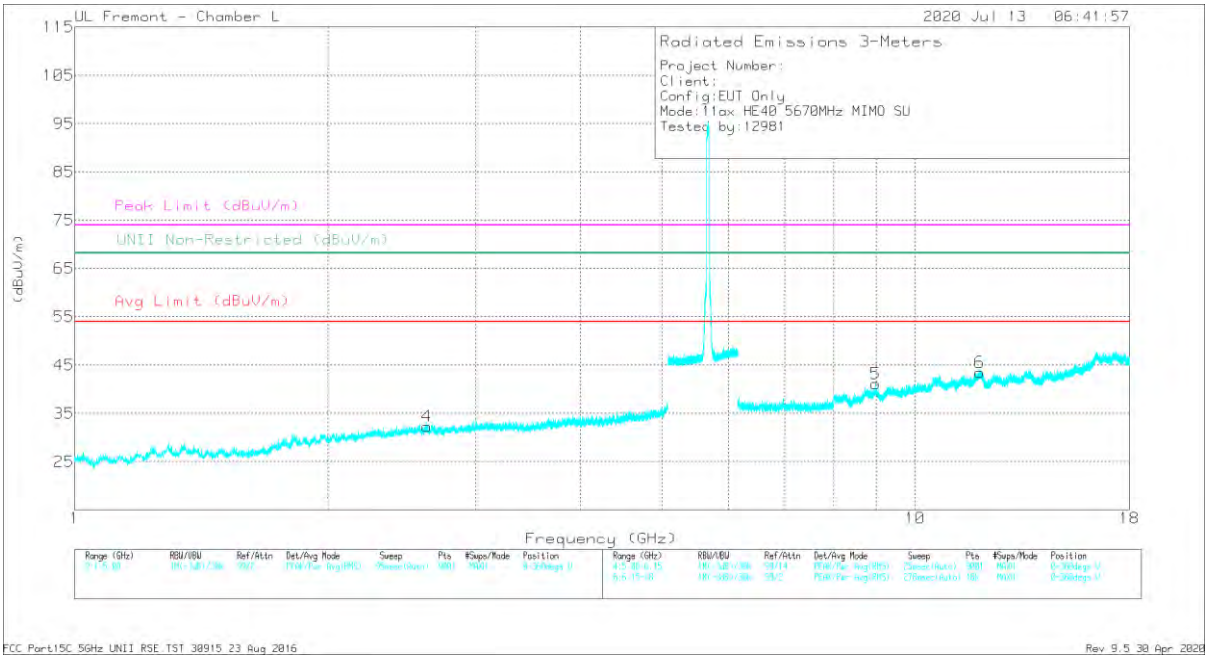

VERTICAL

UL VERIFICATION SERVICES INC.
47173 Benicia Street, Fremont, CA 94538; USA TEL:(510) 319-4000 FAX:(510) 661-0888
This report shall not be reproduced except in full, without the written approval of UL Verification Services Inc.

RADIATED EMISSIONS

Marker	Frequency (GHz)	Meter Reading (dBuV)	Det	AF 344 (dB/m)	Amp/Cbl/Fltr/Pad (dB)	Corrected Reading (dBuV/m)	Avg Limit (dBuV/m)	Margin (dB)	Peak Limit (dBuV/m)	PK Margin (dB)	UNII Non-Restricted (dBuV/m)	PK Margin (dB)	Azimuth (Degs)	Height (cm)	Polarity
1	* 3.75508	37.94	PK-U	33.3	-29	42.24	-	-	74	-31.76	-	-	38	200	H
	* 3.75432	26.65	ADR	33.3	-29	31.27	54	-22.73	-	-	-	-	38	200	H
4	2.6247	39.78	PK-U	32.3	-30.3	41.78	-	-	-	-	68.2	-26.42	262	110	V
	2.62278	28.47	ADR	32.3	-30.3	30.59	-	-	-	-	-	-	262	110	V
2	8.77193	33.19	PK-U	36	-20.5	48.69	-	-	-	-	68.2	-19.51	202	110	H
	8.77253	21.1	ADR	36	-20.5	36.72	-	-	-	-	-	-	202	110	H
3	* 11.96147	30.78	PK-U	38.6	-19.4	49.98	-	-	74	-24.02	-	-	257	105	H
	* 11.96147	20.37	ADR	38.6	-19.4	39.69	54	-14.31	-	-	-	-	257	105	H
5	8.98198	31.39	PK-U	36.1	-20.2	47.29	-	-	-	-	68.2	-20.91	218	386	V
	8.98293	20.98	ADR	36.1	-20.2	37	-	-	-	-	-	-	218	386	V
6	* 11.93975	31.09	PK-U	38.7	-19.5	50.29	-	-	74	-23.71	-	-	341	391	V
	* 11.93897	20.7	ADR	38.7	-19.5	40.02	54	-13.98	-	-	-	-	341	391	V

* - indicates frequency in CFR47 Pt 15 / IC RSS-Restricted Band
PK-U - U-NII: Maximum Peak
ADR - U-NII AD primary method, RMS average

UL VERIFICATION SERVICES INC.
47173 Benicia Street, Fremont, CA 94538; USA TEL:(510) 319-4000 FAX:(510) 661-0888
This report shall not be reproduced except in full, without the written approval of UL Verification Services Inc.

CHANNEL 142 RESULTS

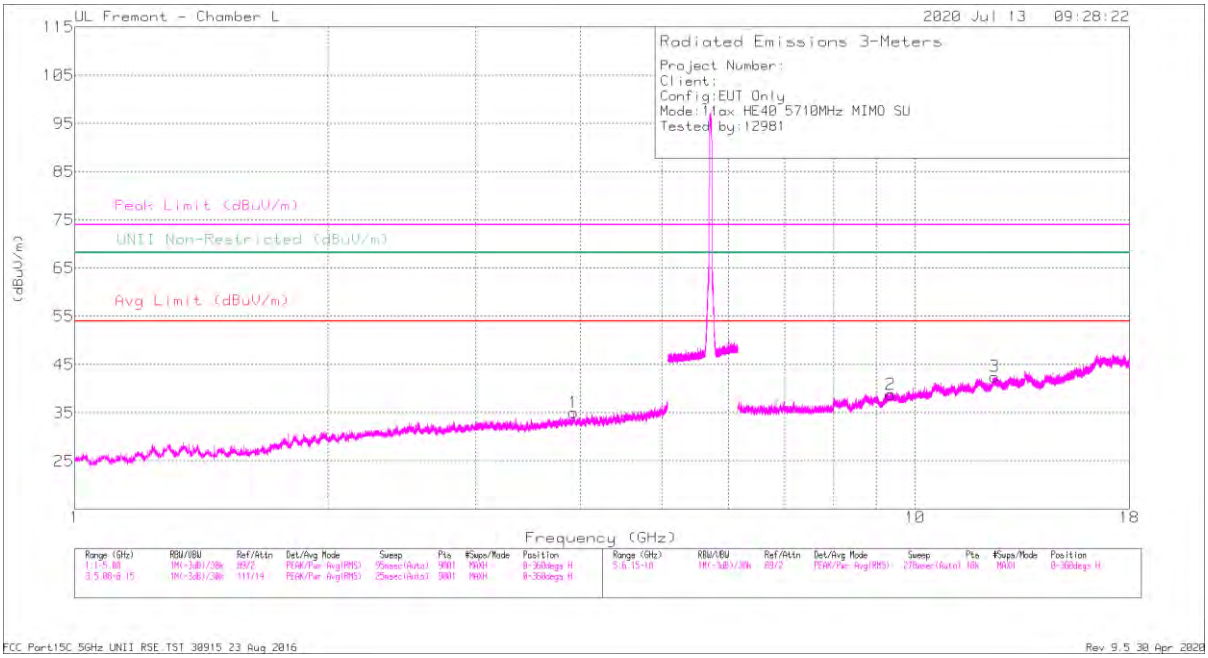

HORIZONTAL

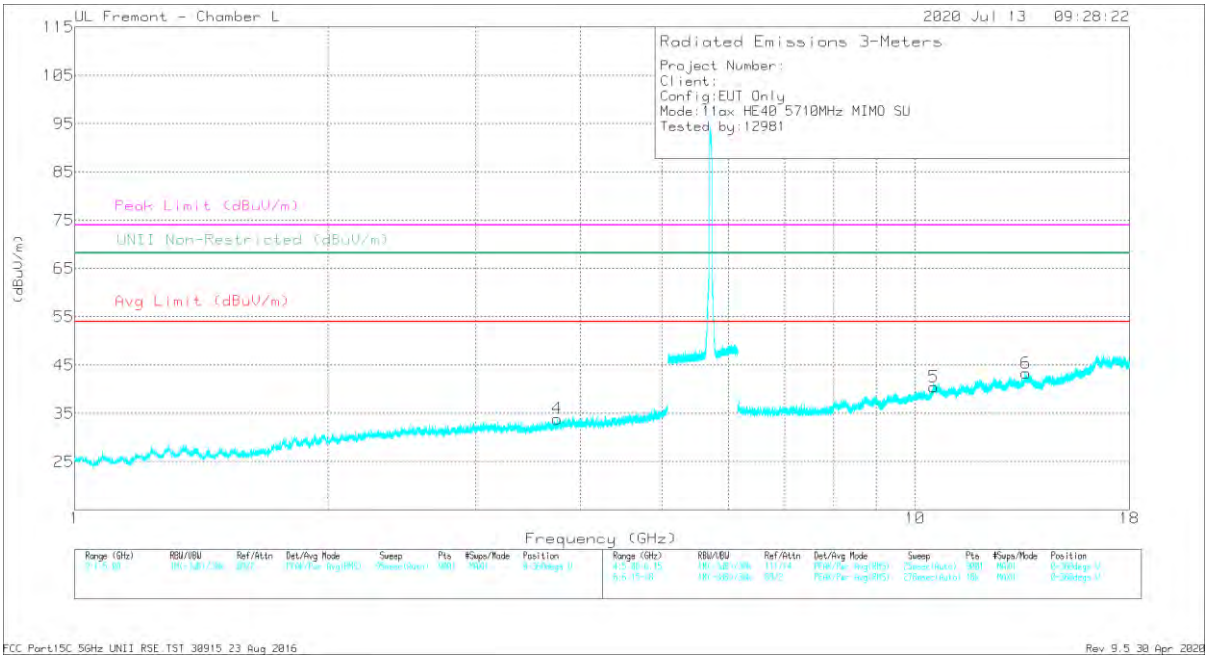

VERTICAL

UL VERIFICATION SERVICES INC.
47173 Benicia Street, Fremont, CA 94538; USA TEL:(510) 319-4000 FAX:(510) 661-0888
This report shall not be reproduced except in full, without the written approval of UL Verification Services Inc.

RADIATED EMISSIONS

Marker	Frequency (GHz)	Meter Reading (dBuV)	Det	AF 344 (dB/m)	Amp/Cbl/Fltr/Pad (dB)	Corrected Reading (dBuV/m)	Avg Limit (dBuV/m)	Margin (dB)	Peak Limit (dBuV/m)	PK Margin (dB)	UNII Non-Restricted (dBuV/m)	PK Margin (dB)	Azimuth (Degs)	Height (cm)	Polarity
1	* 3.92158	37.24	PK-U	33.5	-27.5	43.24	-	-	74	-30.76	-	-	89	122	H
	* 3.92496	25.92	ADR	33.4	-27.6	31.84	54	-22.16	-	-	-	-	89	122	H
4	* 3.756	36.74	PK-U	33.3	-29	41.04	-	-	74	-32.96	-	-	193	177	V
	* 3.75471	27.15	ADR	33.3	-29	31.57	54	-22.43	-	-	-	-	193	177	V
2	* 9.35692	32.07	PK-U	36.5	-21.3	47.27	-	-	74	-26.73	-	-	289	232	H
	* 9.35837	20.33	ADR	36.5	-21.3	35.65	54	-18.35	-	-	-	-	289	232	H
3	* 12.43346	30.2	PK-U	39.1	-19.7	49.6	-	-	74	-24.4	-	-	204	187	H
	* 12.4361	19.87	ADR	39	-19.7	39.29	54	-14.71	-	-	-	-	204	187	H
5	10.5391	29.64	PK-U	37.8	-19.5	47.94	-	-	-	-	68.2	-20.26	261	147	V
	10.53893	19.11	ADR	37.8	-19.5	37.53	-	-	-	-	-	-	261	147	V
6	13.55354	31.81	PK-U	38.9	-19.3	51.41	-	-	-	-	68.2	-16.79	225	198	V
	13.55467	20.92	ADR	38.9	-19.3	40.64	-	-	-	-	-	-	225	198	V

* - indicates frequency in CFR47 Pt 15 / IC RSS-Restricted Band
PK-U - U-NII: Maximum Peak
ADR - U-NII AD primary method, RMS average

UL VERIFICATION SERVICES INC.
47173 Benicia Street, Fremont, CA 94538; USA TEL:(510) 319-4000 FAX:(510) 661-0888
This report shall not be reproduced except in full, without the written approval of UL Verification Services Inc.

2TX ANT 5 + ANT 6 OFDMA MODE – 26 Tones, RU Index 0

BANDEDGE (LOW CHANNEL)

HORIZONTAL RESULT

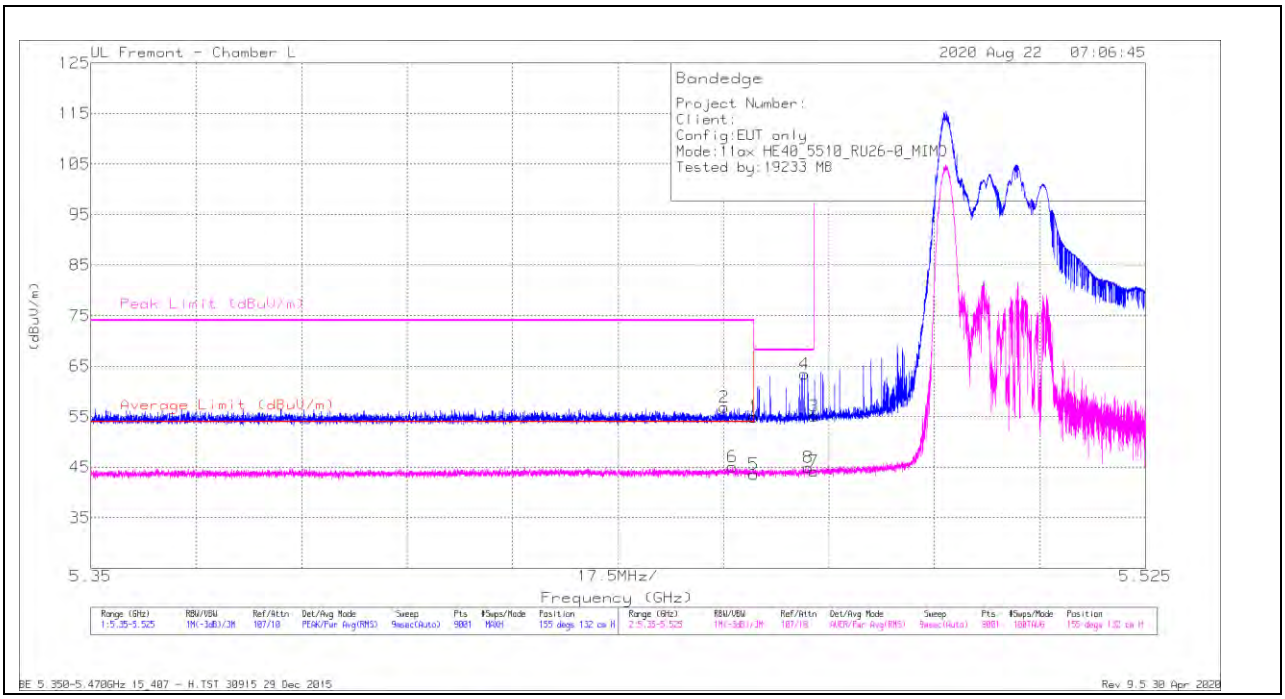

Marker	Frequency (GHz)	Meter Reading (dBuV)	Det	AF 344 (dB/m)	Amp/Cbl/Fltr/Pad (dB)	Corrected Reading (dBuV/m)	Average Limit (dBuV/m)	Margin (dB)	Peak Limit (dBuV/m)	PK Margin (dB)	Azimuth (Degs)	Height (cm)	Polarity
1	* 5.45999	37.25	Pk	34.6	-16.9	54.95	-	-	74	-19.05	155	132	H
2	* 5.45508	39.14	Pk	34.6	-16.9	56.84	-	-	74	-17.16	155	132	H
3	5.46999	37.39	Pk	34.6	-16.9	55.09	-	-	68.2	-13.11	155	132	H
4	5.46843	45.72	Pk	34.6	-16.9	63.42	-	-	68.2	-4.78	155	132	H
5	* 5.45999	25.9	RMS	34.6	-16.9	43.6	54	-10.4	-	-	155	132	H
6	* 5.45648	27.27	RMS	34.7	-16.9	45.07	54	-8.93	-	-	155	132	H
7	5.46999	26.46	RMS	34.6	-16.9	44.16	-	-	-	-	155	132	H
8	5.46906	27.28	RMS	34.6	-16.9	44.98	-	-	-	-	155	132	H

* - indicates frequency in CFR47 Pt 15 / IC RSS-Restricted Band
Pk - Peak detector
RMS - RMS detection

UL VERIFICATION SERVICES INC.
47173 Benicia Street, Fremont, CA 94538; USA TEL:(510) 319-4000 FAX:(510) 661-0888
This report shall not be reproduced except in full, without the written approval of UL Verification Services Inc.

VERTICAL RESULT

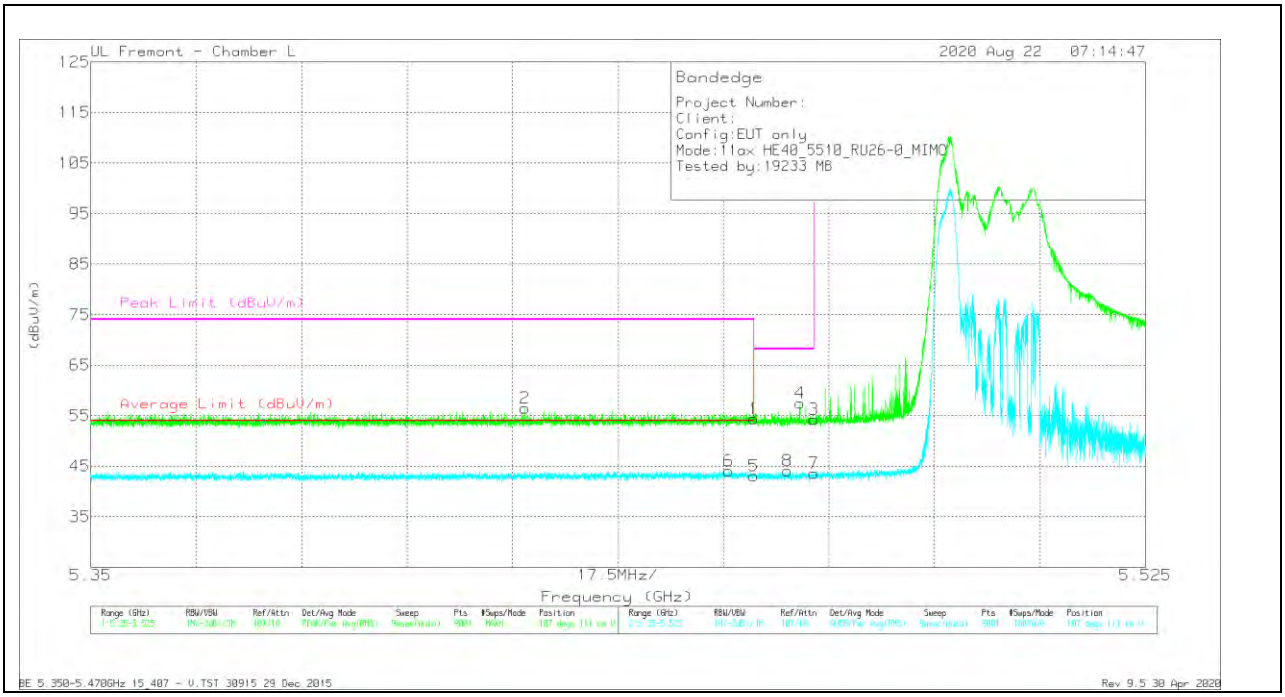

Marker	Frequency (GHz)	Meter Reading (dBuV)	Det	AF 344 (dB/m)	Amp/Cbl/Fltr/Pad (dB)	Corrected Reading (dBuV/m)	Average Limit (dBuV/m)	Margin (dB)	Peak Limit (dBuV/m)	PK Margin (dB)	Azimuth (Degs)	Height (cm)	Polarity
1	* 5.45999	36.64	Pk	34.6	-16.9	54.34	-	-	74	-19.66	107	111	V
2	* 5.4221	38.86	Pk	34.5	-16.9	56.46	-	-	74	-17.54	107	111	V
3	5.46999	36.6	Pk	34.6	-16.9	54.3	-	-	68.2	-13.9	107	111	V
4	5.46766	39.8	Pk	34.6	-16.9	57.5	-	-	68.2	-10.7	107	111	V
5	* 5.45999	25.35	RMS	34.6	-16.9	43.05	54	-10.95	-	-	107	111	V
6	* 5.45589	26.4	RMS	34.6	-16.9	44.1	54	-9.9	-	-	107	111	V
7	5.46999	25.94	RMS	34.6	-16.9	43.64	-	-	-	-	107	111	V
8	5.46563	26.35	RMS	34.6	-16.9	44.05	-	-	-	-	107	111	V

* - indicates frequency in CFR47 Pt 15 / IC RSS-Restricted Band
Pk - Peak detector
RMS - RMS detection

UL VERIFICATION SERVICES INC.
47173 Benicia Street, Fremont, CA 94538; USA TEL:(510) 319-4000 FAX:(510) 661-0888
This report shall not be reproduced except in full, without the written approval of UL Verification Services Inc.

2TX ANT 5 + ANT 6 OFDMA MODE – 26 Tones, RU Index 17

BANDEDGE (HIGH CHANNEL)

HORIZONTAL RESULT

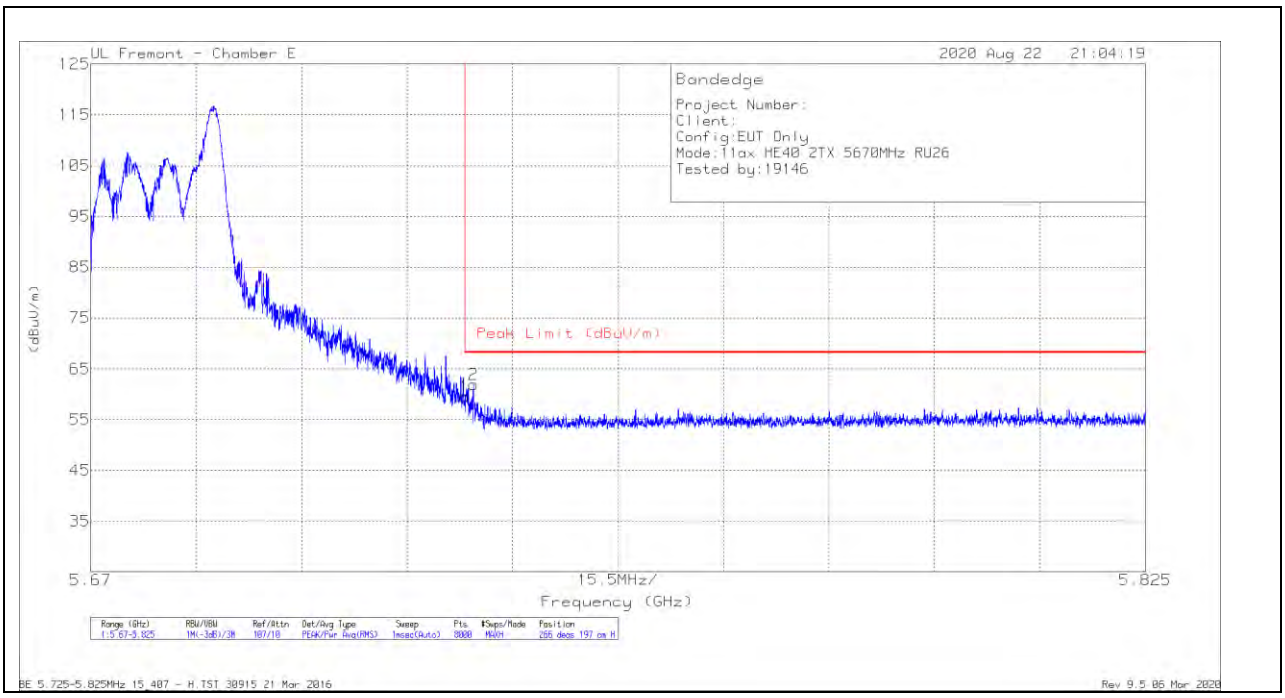

Marker	Frequency (GHz)	Meter Reading (dBuV)	Det	AF T712 (dB/m)	Amp/Cbl/Fltr/Pad (dB)	Corrected Reading (dBuV/m)	Peak Limit (dBuV/m)	PK Margin (dB)	Azimuth (Degs)	Height (cm)	Polarity
1	5.72501	46.12	Pk	34.7	-21.2	59.62	68.2	-8.58	266	197	H
2	5.72625	48.41	Pk	34.7	-21.2	61.91	68.2	-6.29	266	197	H

Pk - Peak detector

UL VERIFICATION SERVICES INC.
47173 Benicia Street, Fremont, CA 94538; USA TEL:(510) 319-4000 FAX:(510) 661-0888
This report shall not be reproduced except in full, without the written approval of UL Verification Services Inc.

VERTICAL RESULT

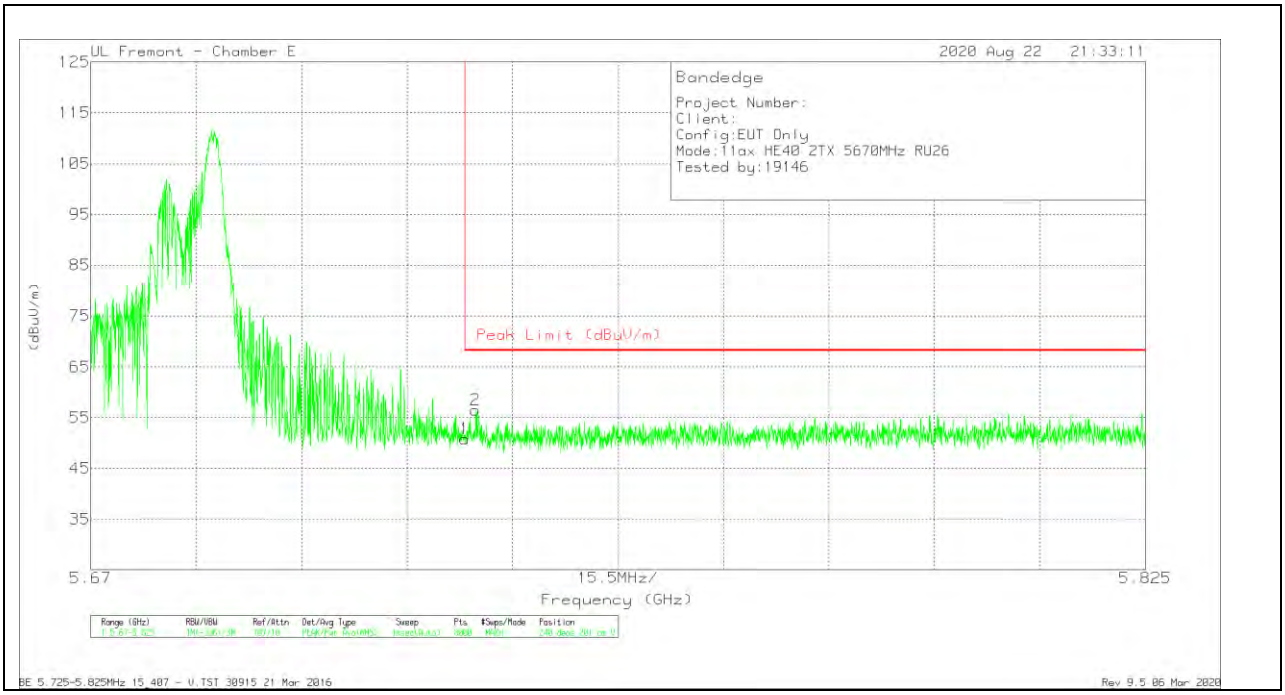

Marker	Frequency (GHz)	Meter Reading (dBuV)	Det	AF T712 (dB/m)	Amp/Cbl/Fltr/Pad (dB)	Corrected Reading (dBuV/m)	Peak Limit (dBuV/m)	PK Margin (dB)	Azimuth (Degs)	Height (cm)	Polarity
1	5.72501	37.3	Pk	34.7	-21.2	50.8	68.2	-17.4	240	201	V
2	5.72656	42.94	Pk	34.7	-21.2	56.44	68.2	-11.76	240	201	V

Pk - Peak detector

UL VERIFICATION SERVICES INC.
47173 Benicia Street, Fremont, CA 94538; USA TEL:(510) 319-4000 FAX:(510) 661-0888
This report shall not be reproduced except in full, without the written approval of UL Verification Services Inc.

2TX ANT 5 + ANT 6 OFDMA MODE – 26 Tones, RU Index 17

HARMONICS AND SPURIOUS EMISSIONS

LOW CHANNEL RESULTS

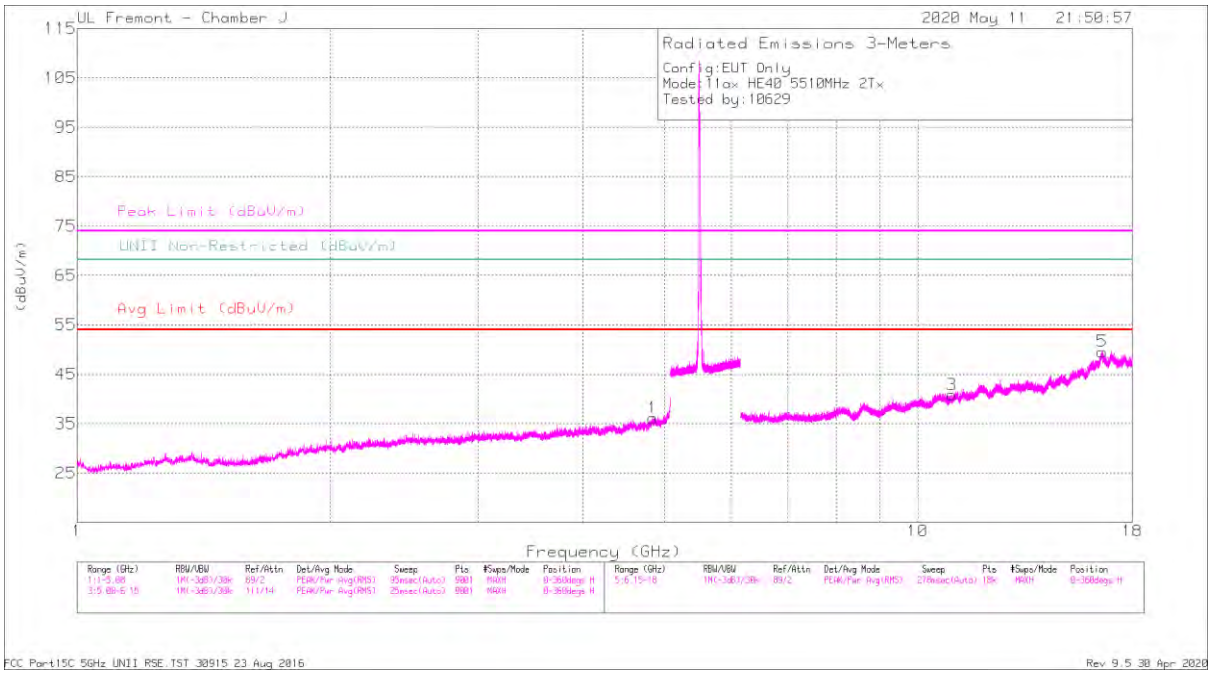

HORIZONTAL

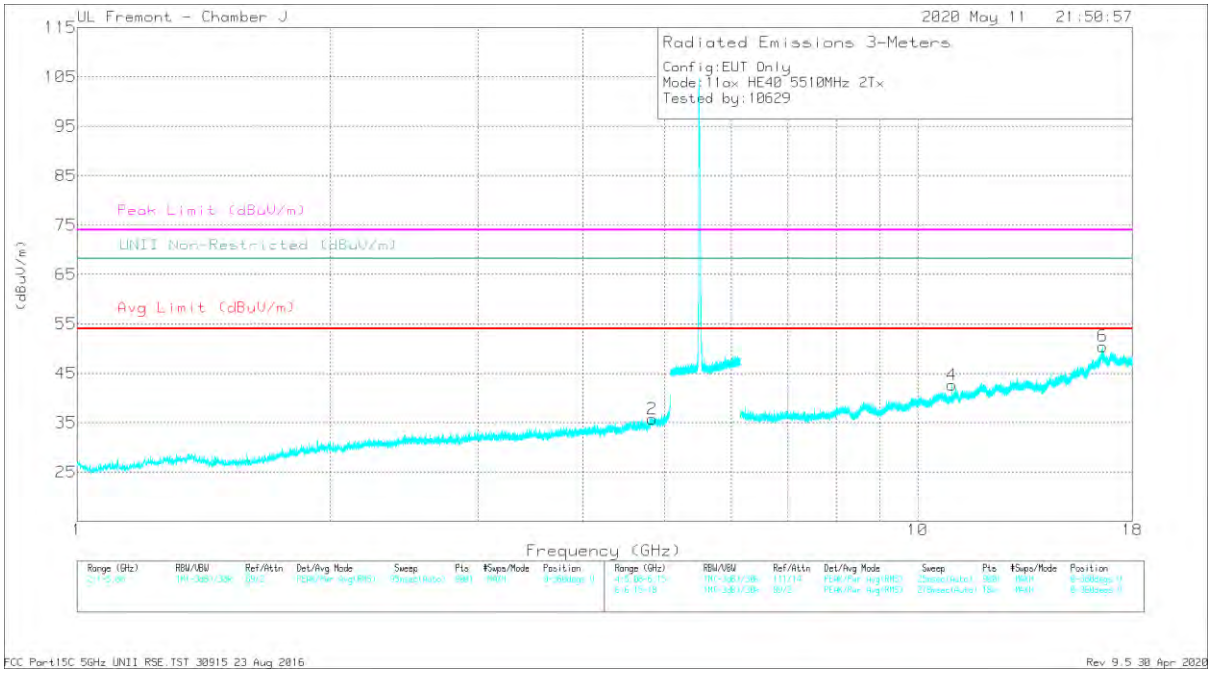

VERTICAL

UL VERIFICATION SERVICES INC.
47173 Benicia Street, Fremont, CA 94538; USA TEL:(510) 319-4000 FAX:(510) 661-0888
This report shall not be reproduced except in full, without the written approval of UL Verification Services Inc.

RADIATED EMISSIONS

Marker	Frequency (GHz)	Meter Reading (dBuV)	Det	AF T344 (dB/m)	Amp/Cbl/Fltr/Pad (dB)	Corrected Reading (dBuV/m)	Avg Limit (dBuV/m)	Margin (dB)	Peak Limit (dBuV/m)	PK Margin (dB)	UNII Non-Restricted (dBuV/m)	PK Margin (dB)	Azimuth (Degs)	Height (cm)	Polarity
1	* 4.84047	39.75	PK-U	34.3	-30.5	43.55	-	-	74	-30.45	-	-	274	321	H
	* 4.8411	30.31	ADR	34.3	-30.5	34.11	54	-19.89	-	-	-	-	274	321	H
2	* 4.8346	40.68	PK-U	34.3	-30.6	44.38	-	-	74	-29.62	-	-	163	384	V
	* 4.83512	29.66	ADR	34.2	-30.6	33.26	54	-20.74	-	-	-	-	163	384	V
3	* 10.98356	36.43	PK-U	38	-24.1	50.33	-	-	74	-23.67	-	-	44	101	H
	* 10.98374	25.37	ADR	38	-24.1	39.27	54	-14.73	-	-	-	-	44	101	H
5	16.58469	33.47	PK-U	42	-18.9	56.57	-	-	-	-	68.2	-11.63	79	148	H
4	* 10.98483	37.58	PK-U	37.9	-24.1	51.38	-	-	74	-22.62	-	-	42	109	V
	* 10.98425	26.86	ADR	38	-24.1	40.76	54	-13.24	-	-	-	-	42	109	V
6	16.59969	33.82	PK-U	42.2	-19	57.02	-	-	-	-	68.2	-11.18	327	226	V

* - indicates frequency in CFR47 Pt 15 / IC RSS-Restricted Band
PK-U - U-NII: Maximum Peak
ADR - U-NII AD primary method, RMS average

UL VERIFICATION SERVICES INC.
47173 Benicia Street, Fremont, CA 94538; USA TEL:(510) 319-4000 FAX:(510) 661-0888
This report shall not be reproduced except in full, without the written approval of UL Verification Services Inc.

MID CHANNEL RESULTS

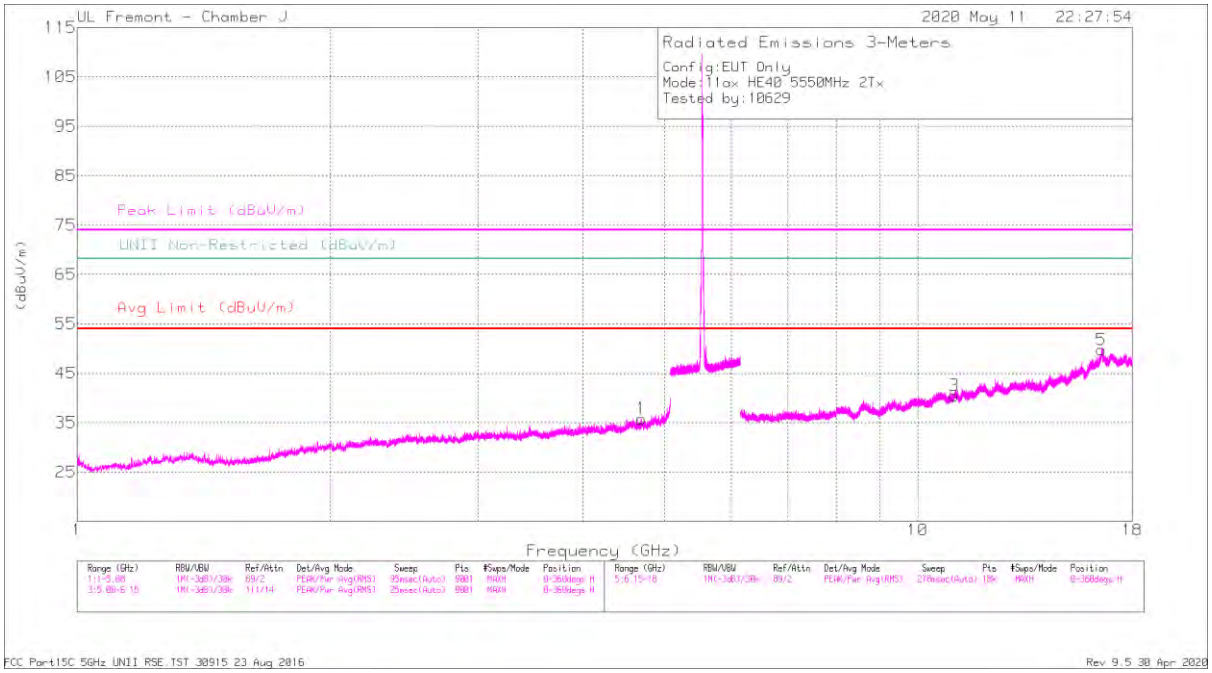

HORIZONTAL

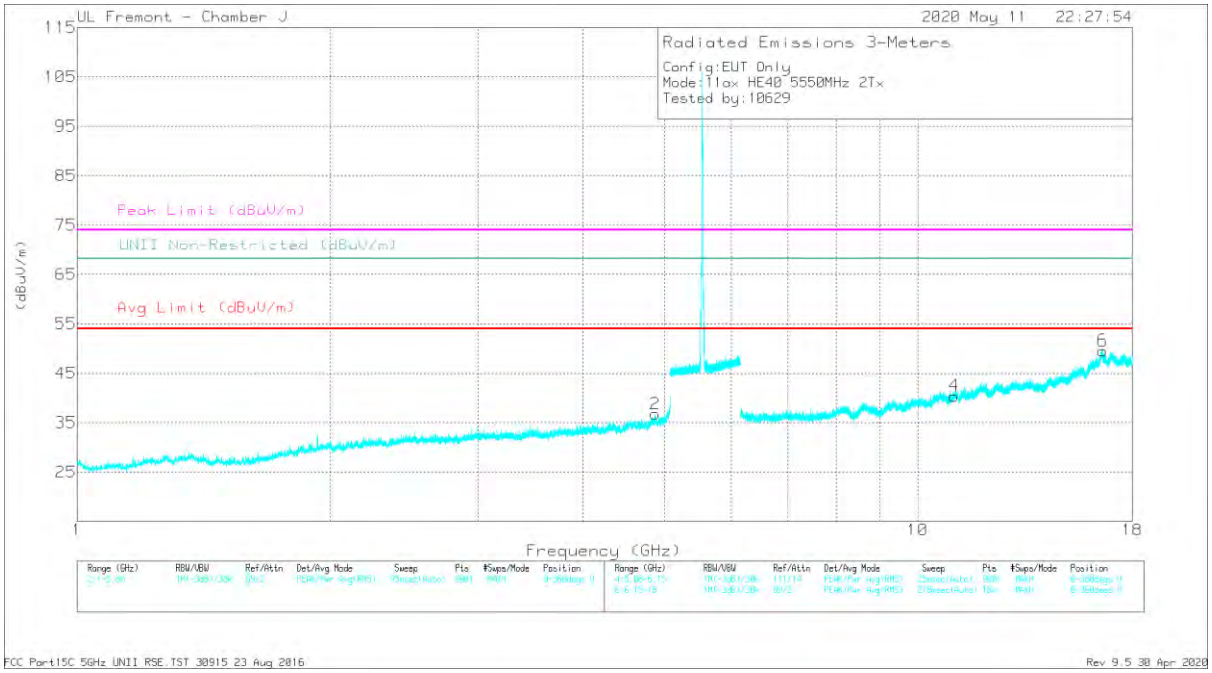

VERTICAL

UL VERIFICATION SERVICES INC.
47173 Benicia Street, Fremont, CA 94538; USA TEL:(510) 319-4000 FAX:(510) 661-0888
This report shall not be reproduced except in full, without the written approval of UL Verification Services Inc.

RADIATED EMISSIONS

Marker	Frequency (GHz)	Meter Reading (dBuV)	Det	AF T344 (dB/m)	Amp/Cbl/Fltr/Pad (dB)	Corrected Reading (dBuV/m)	Avg Limit (dBuV/m)	Margin (dB)	Peak Limit (dBuV/m)	PK Margin (dB)	UNII Non-Restricted (dBuV/m)	PK Margin (dB)	Azimuth (Degs)	Height (cm)	Polarity
1	* 4.69576	39.74	PK-U	34.2	-30.6	43.34	-	-	74	-30.66	-	-	176	319	H
	* 4.69576	28.94	ADR	34.2	-30.6	32.54	54	-21.46	-	-	-	-	176	319	H
2	* 4.87179	39.38	PK-U	34.1	-29.8	43.68	-	-	74	-30.32	-	-	38	341	V
	* 4.87264	30.06	ADR	34.1	-29.7	34.46	54	-19.54	-	-	-	-	38	341	V
3	* 11.06102	34.26	PK-U	37.9	-23.7	48.46	-	-	74	-25.54	-	-	226	262	H
	* 11.06202	24.33	ADR	37.9	-23.7	38.53	54	-15.47	-	-	-	-	226	262	H
5	16.53433	33.09	PK-U	42	-19	56.09	-	-	-	-	68.2	-12.11	52	101	H
4	* 11.06255	35.3	PK-U	37.9	-23.7	49.5	-	-	74	-24.5	-	-	331	123	V
6	* 11.06255	24.31	ADR	37.9	-23.7	38.51	54	-15.49	-	-	-	-	331	123	V
	16.59172	33.69	PK-U	42.1	-19	56.79	-	-	-	-	68.2	-11.41	117	173	V

* - indicates frequency in CFR47 Pt 15 / IC RSS-Restricted Band
PK-U - U-NII: Maximum Peak
ADR - U-NII AD primary method, RMS average

UL VERIFICATION SERVICES INC.
47173 Benicia Street, Fremont, CA 94538; USA TEL:(510) 319-4000 FAX:(510) 661-0888
This report shall not be reproduced except in full, without the written approval of UL Verification Services Inc.

HIGH CHANNEL RESULTS

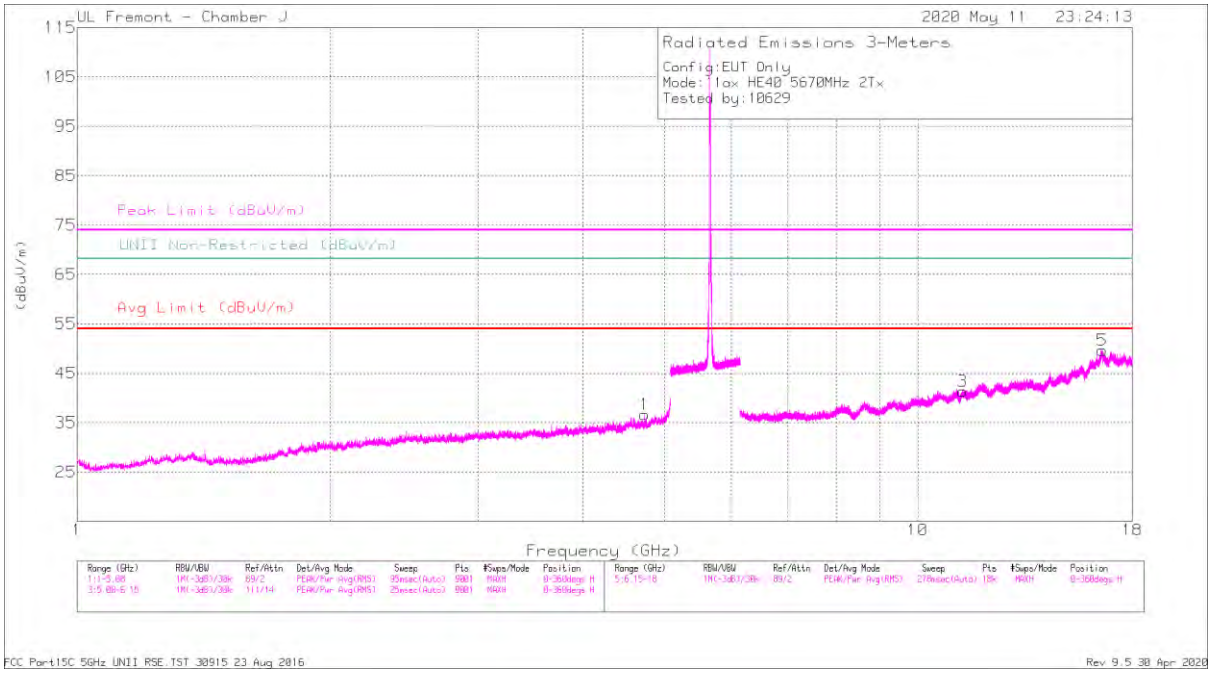

HORIZONTAL

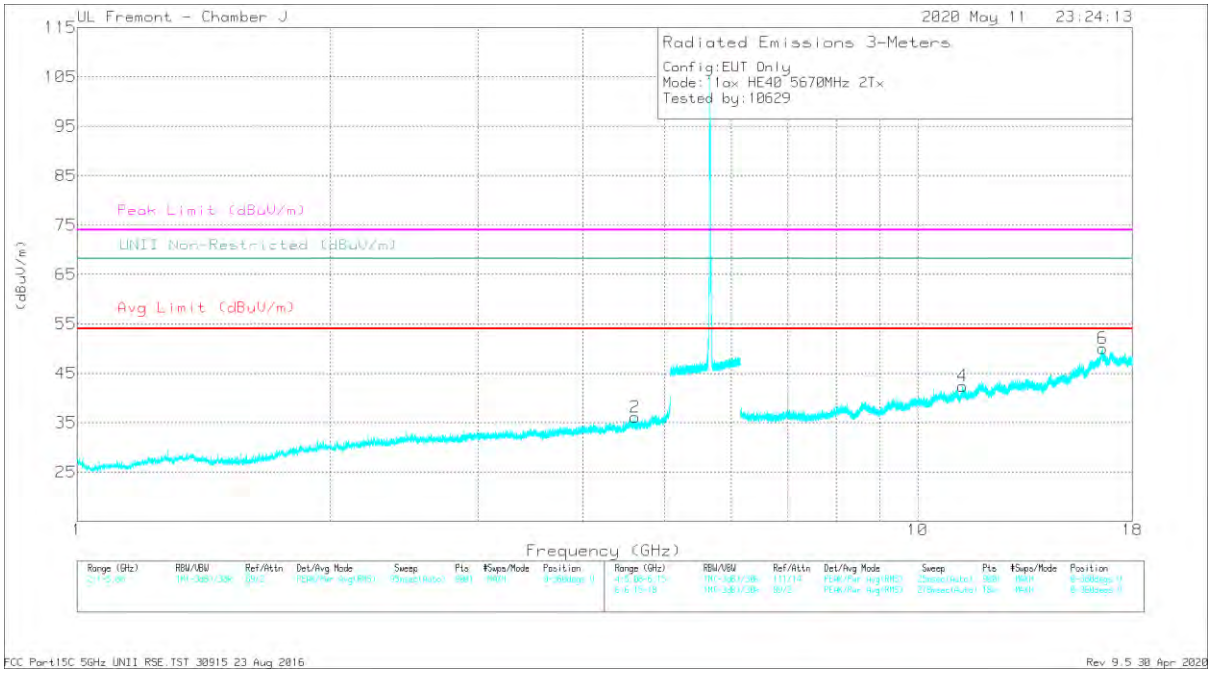

VERTICAL

UL VERIFICATION SERVICES INC.
47173 Benicia Street, Fremont, CA 94538; USA TEL:(510) 319-4000 FAX:(510) 661-0888
This report shall not be reproduced except in full, without the written approval of UL Verification Services Inc.

RADIATED EMISSIONS

Marker	Frequency (GHz)	Meter Reading (dBuV)	Det	AF T344 (dB/m)	Amp/Cbl/Fltr/Pad (dB)	Corrected Reading (dBuV/m)	Avg Limit (dBuV/m)	Margin (dB)	Peak Limit (dBuV/m)	PK Margin (dB)	UNII Non-Restricted (dBuV/m)	PK Margin (dB)	Azimuth (Degs)	Height (cm)	Polarity
1	* 4.72952	40.09	PK-U	34	-30.6	43.49	-	-	74	-30.51	-	-	223	167	H
	* 4.73315	29.33	ADR	34	-30.5	32.83	54	-21.17	-	-	-	-	223	167	H
2	* 4.61131	39.55	PK-U	34.1	-30.5	43.15	-	-	74	-30.85	-	-	46	178	V
	* 4.61194	29.02	ADR	34.1	-30.5	32.62	54	-21.38	-	-	-	-	46	178	V
3	* 11.3055	34.56	PK-U	38	-23.2	49.36	-	-	74	-24.64	-	-	247	113	H
	* 11.30411	24.3	ADR	38	-23.2	39.1	54	-14.9	-	-	-	-	247	113	H
5	16.5833	33.92	PK-U	42	-18.9	57.02	-	-	-	-	68.2	-11.18	305	291	H
4	* 11.30332	35.03	PK-U	38	-23.2	49.83	-	-	74	-24.17	-	-	62	132	V
	* 11.30461	24.64	ADR	38	-23.2	39.44	54	-14.56	-	-	-	-	62	132	V
6	16.59769	31.52	PK-U	42.1	-19	54.62	-	-	-	-	68.2	-13.58	285	232	V

* - indicates frequency in CFR47 Pt 15 / IC RSS-Restricted Band
PK-U - U-NII: Maximum Peak
ADR - U-NII AD primary method, RMS average

UL VERIFICATION SERVICES INC.
47173 Benicia Street, Fremont, CA 94538; USA TEL:(510) 319-4000 FAX:(510) 661-0888
This report shall not be reproduced except in full, without the written approval of UL Verification Services Inc.

CHANNEL 142 RESULTS

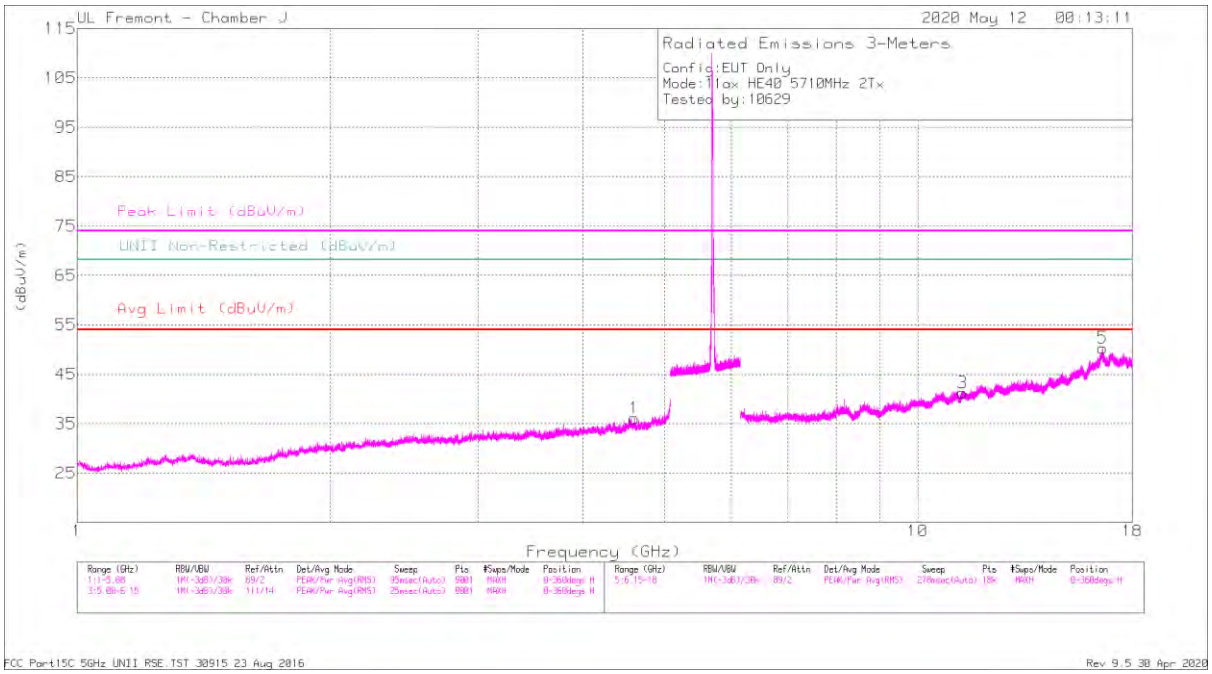

HORIZONTAL

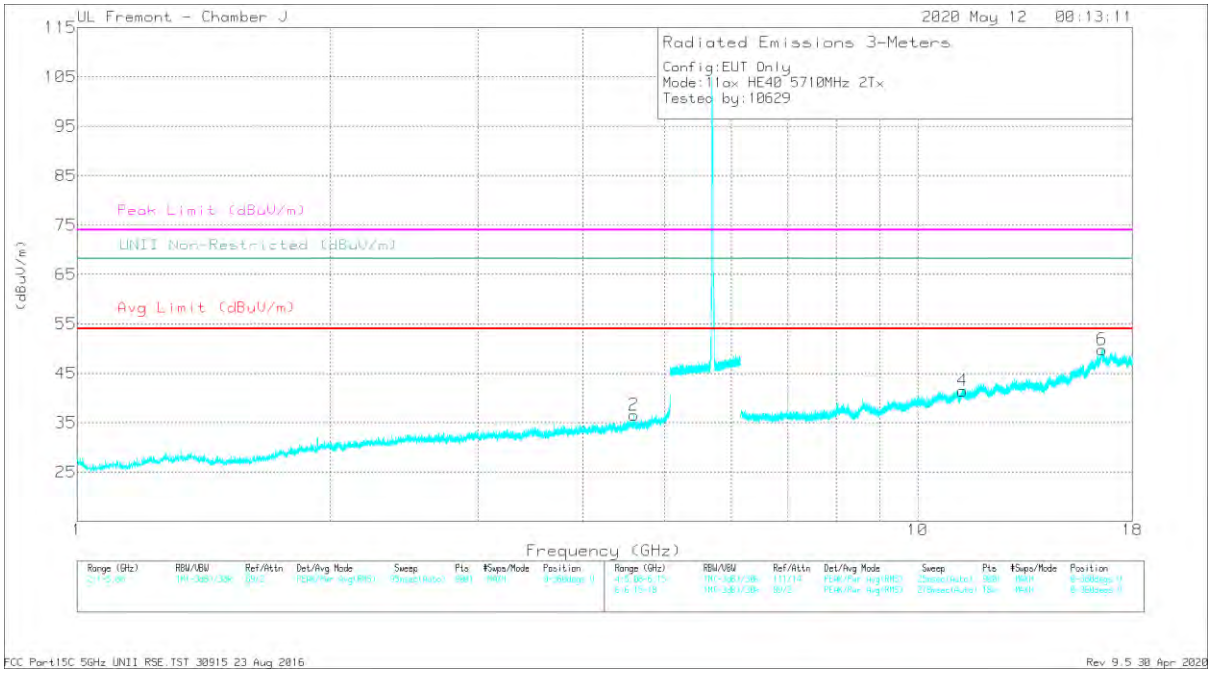

VERTICAL

UL VERIFICATION SERVICES INC.
47173 Benicia Street, Fremont, CA 94538; USA TEL:(510) 319-4000 FAX:(510) 661-0888
This report shall not be reproduced except in full, without the written approval of UL Verification Services Inc.

RADIATED EMISSIONS

Marker	Frequency (GHz)	Meter Reading (dBuV)	Det	AF T344 (dB/m)	Amp/Cbl/Fltr/Pad (dB)	Corrected Reading (dBuV/m)	Avg Limit (dBuV/m)	Margin (dB)	Peak Limit (dBuV/m)	PK Margin (dB)	UNII Non-Restricted (dBuV/m)	PK Margin (dB)	Azimuth (Degs)	Height (cm)	Polarity
1	* 4.59952	39.81	PK-U	34.2	-30.4	43.61	-	-	74	-30.39	-	-	268	380	H
	* 4.59854	29.49	ADR	34.2	-30.4	33.29	54	-20.71	-	-	-	-	268	380	H
2	* 4.59464	39.41	PK-U	34.2	-30.5	43.11	-	-	74	-30.89	-	-	132	156	V
	* 4.5947	29.31	ADR	34.2	-30.5	33.01	54	-20.99	-	-	-	-	132	156	V
3	* 11.30272	34.26	PK-U	38	-23.3	48.96	-	-	74	-25.04	-	-	15	284	H
	* 11.30265	24.65	ADR	38	-23.3	39.35	54	-14.65	-	-	-	-	15	284	H
5	16.60117	33.46	PK-U	42.1	-19	56.56	-	-	-	-	68.2	-11.64	325	131	H
4	* 11.30246	34.87	PK-U	38	-23.3	49.57	-	-	74	-24.43	-	-	117	149	V
	* 11.30236	24.01	ADR	38	-23.3	38.71	54	-15.29	-	-	-	-	117	149	V
6	16.5641	32.68	PK-U	42.1	-19	55.78	-	-	-	-	68.2	-12.42	172	245	V

* - indicates frequency in CFR47 Pt 15 / IC RSS-Restricted Band
PK-U - U-NII: Maximum Peak
ADR - U-NII AD primary method, RMS average

UL VERIFICATION SERVICES INC.
47173 Benicia Street, Fremont, CA 94538; USA TEL:(510) 319-4000 FAX:(510) 661-0888
This report shall not be reproduced except in full, without the written approval of UL Verification Services Inc.

1.1.18. TX ABOVE 1 GHz 802.11ax HE80 MODE IN THE 5.6 GHz BAND

1TX ANT 5 – SU, RU Index 67

BANDEDGE (LOW CHANNEL)

HORIZONTAL RESULT

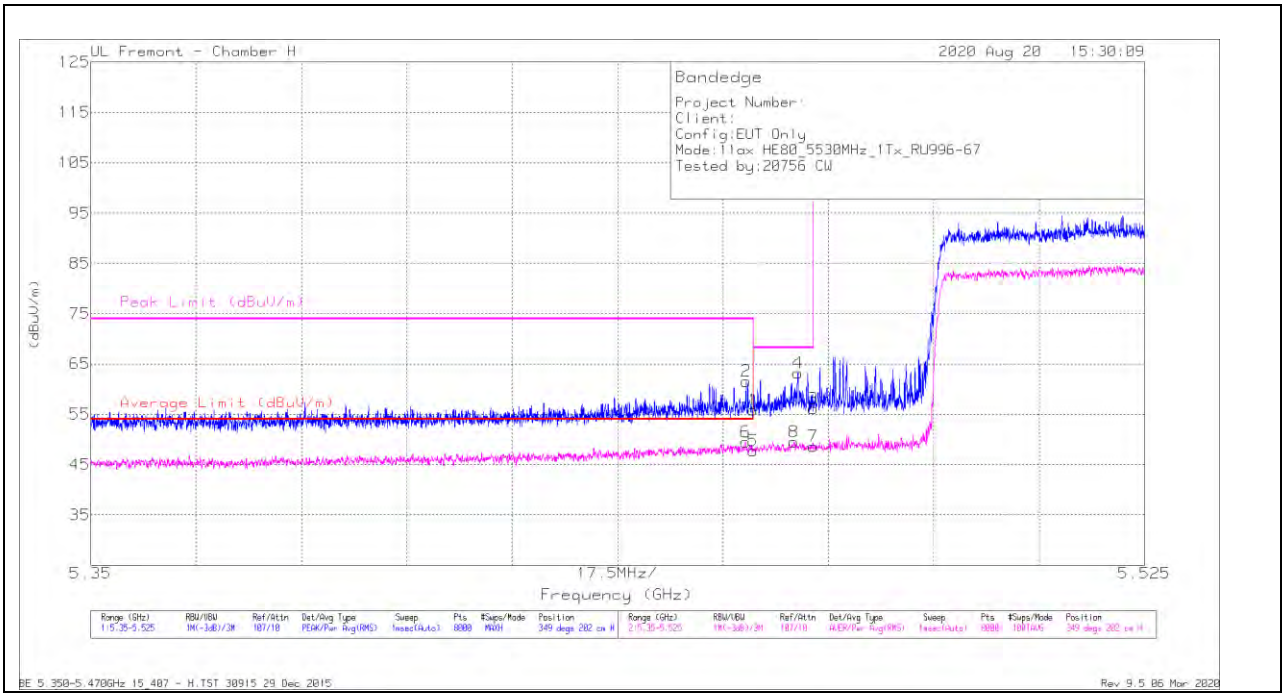

Marker	Frequency (GHz)	Meter Reading (dBuV)	Det	AF T863 (dB/m)	Amp/Cbl/Fltr/Pad (dB)	Corrected Reading (dBuV/m)	Average Limit (dBuV/m)	Margin (dB)	Peak Limit (dBuV/m)	PK Margin (dB)	Azimuth (Degs)	Height (cm)	Polarity
1	* 5.45998	41.58	Pk	35.2	-20.9	55.88	-	-	74	-18.12	349	202	H
2	* 5.45884	47.14	Pk	35.3	-20.9	61.54	-	-	74	-12.46	349	202	H
5	* 5.45998	33.48	RMS	35.2	-20.9	47.78	54	-6.22	-	-	349	202	H
6	* 5.45871	35.1	RMS	35.3	-20.9	49.5	54	-4.5	-	-	349	202	H
8	5.46681	35.07	RMS	35.3	-20.9	49.47	-	-	-	-	349	202	H
4	5.46744	48.82	Pk	35.3	-20.9	63.22	-	-	68.2	-4.98	349	202	H
3	5.46998	41.85	Pk	35.3	-21	56.15	-	-	68.2	-12.05	349	202	H
7	5.46998	34.31	RMS	35.3	-21	48.61	-	-	-	-	349	202	H

* - indicates frequency in CFR47 Pt 15 / IC RSS-Restricted Band
Pk - Peak detector
RMS - RMS detection

UL VERIFICATION SERVICES INC.
47173 Benicia Street, Fremont, CA 94538; USA TEL:(510) 319-4000 FAX:(510) 661-0888
This report shall not be reproduced except in full, without the written approval of UL Verification Services Inc.

VERTICAL RESULT

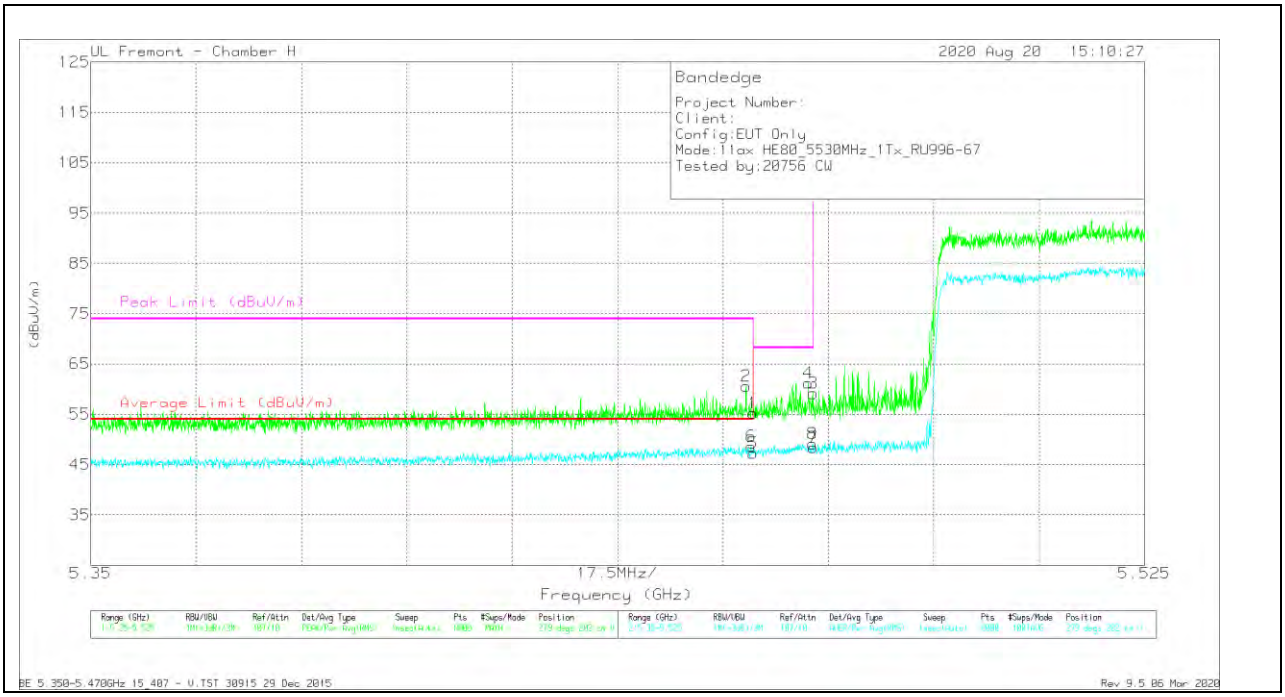

Marker	Frequency (GHz)	Meter Reading (dBuV)	Det	AF T863 (dB/m)	Amp/Cbl/Fltr/Pad (dB)	Corrected Reading (dBuV/m)	Average Limit (dBuV/m)	Margin (dB)	Peak Limit (dBuV/m)	PK Margin (dB)	Azimuth (Degs)	Height (cm)	Polarity
1	* 5.45998	40.95	Pk	35.2	-20.9	55.25	-	-	74	-18.75	279	202	V
2	* 5.45882	46.25	Pk	35.3	-20.9	60.65	-	-	74	-13.35	279	202	V
5	* 5.45998	32.91	RMS	35.2	-20.9	47.21	54	-6.79	-	-	279	202	V
6	* 5.45965	34.37	RMS	35.2	-20.9	48.67	54	-5.33	-	-	279	202	V
4	5.46915	46.93	Pk	35.3	-21	61.23	-	-	68.2	-6.97	279	202	V
8	5.46991	34.89	RMS	35.3	-21	49.19	-	-	-	-	279	202	V
3	5.46998	44.87	Pk	35.3	-21	59.17	-	-	68.2	-9.03	279	202	V
7	5.46998	34.1	RMS	35.3	-21	48.4	-	-	-	-	279	202	V

* - indicates frequency in CFR47 Pt 15 / IC RSS-Restricted Band
Pk - Peak detector
RMS - RMS detection

UL VERIFICATION SERVICES INC.
47173 Benicia Street, Fremont, CA 94538; USA TEL:(510) 319-4000 FAX:(510) 661-0888
This report shall not be reproduced except in full, without the written approval of UL Verification Services Inc.

1TX ANT 5 – 26 Tones, RU Index 0

BANDEDGE (LOW CHANNEL)

HORIZONTAL RESULT

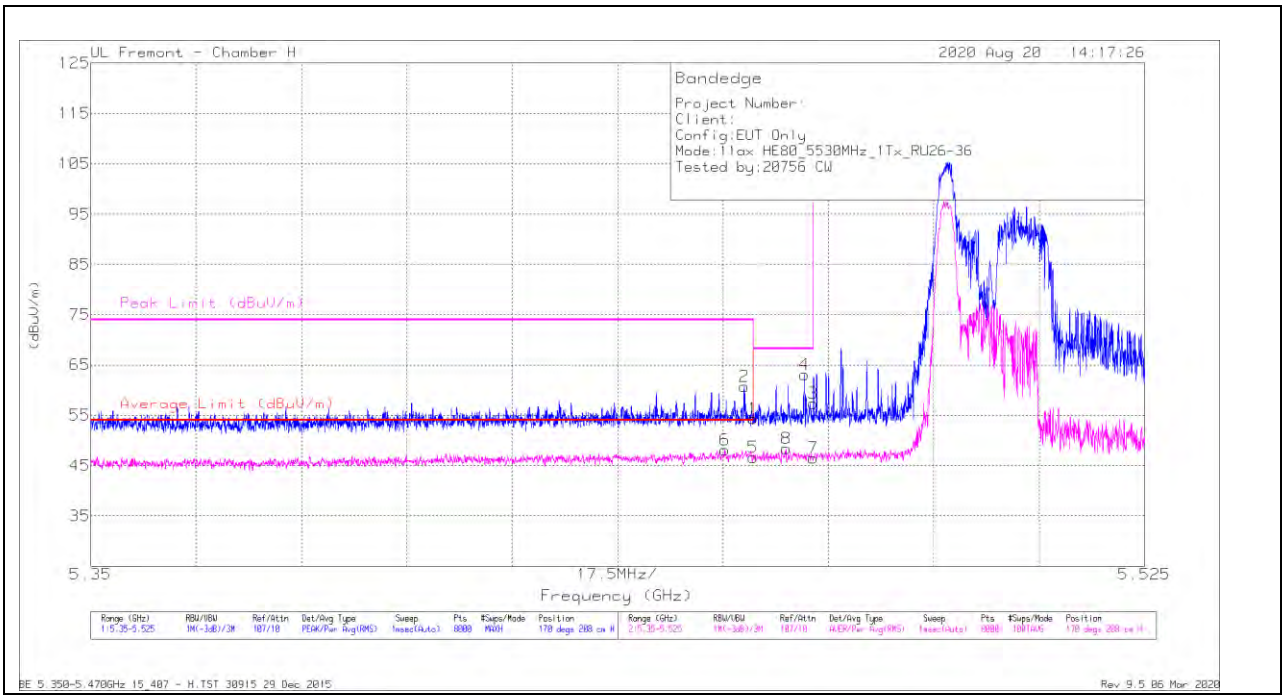

Marker	Frequency (GHz)	Meter Reading (dBuV)	Det	AF T863 (dB/m)	Amp/Cbl/Fltr/Pad (dB)	Corrected Reading (dBuV/m)	Average Limit (dBuV/m)	Margin (dB)	Peak Limit (dBuV/m)	PK Margin (dB)	Azimuth (Degs)	Height (cm)	Polarity
1	* 5.45998	40.06	Pk	35.2	-20.9	54.36	-	-	74	-19.64	170	208	H
2	* 5.45851	46.34	Pk	35.3	-20.9	60.74	-	-	74	-13.26	170	208	H
5	* 5.45998	32.39	RMS	35.2	-20.9	46.69	54	-7.31	-	-	170	208	H
6	* 5.4553	33.76	RMS	35.3	-20.9	48.16	54	-5.84	-	-	170	208	H
8	5.46549	34.12	RMS	35.2	-20.9	48.42	-	-	-	-	170	208	H
4	5.46854	48.79	Pk	35.3	-21	63.09	-	-	68.2	-5.11	170	208	H
3	5.46998	43.06	Pk	35.3	-21	57.36	-	-	68.2	-10.84	170	208	H
7	5.46998	32.2	RMS	35.3	-21	46.5	-	-	-	-	170	208	H

* - indicates frequency in CFR47 Pt 15 / IC RSS-Restricted Band
Pk - Peak detector
RMS - RMS detection

UL VERIFICATION SERVICES INC.
47173 Benicia Street, Fremont, CA 94538; USA TEL:(510) 319-4000 FAX:(510) 661-0888
This report shall not be reproduced except in full, without the written approval of UL Verification Services Inc.

VERTICAL RESULT

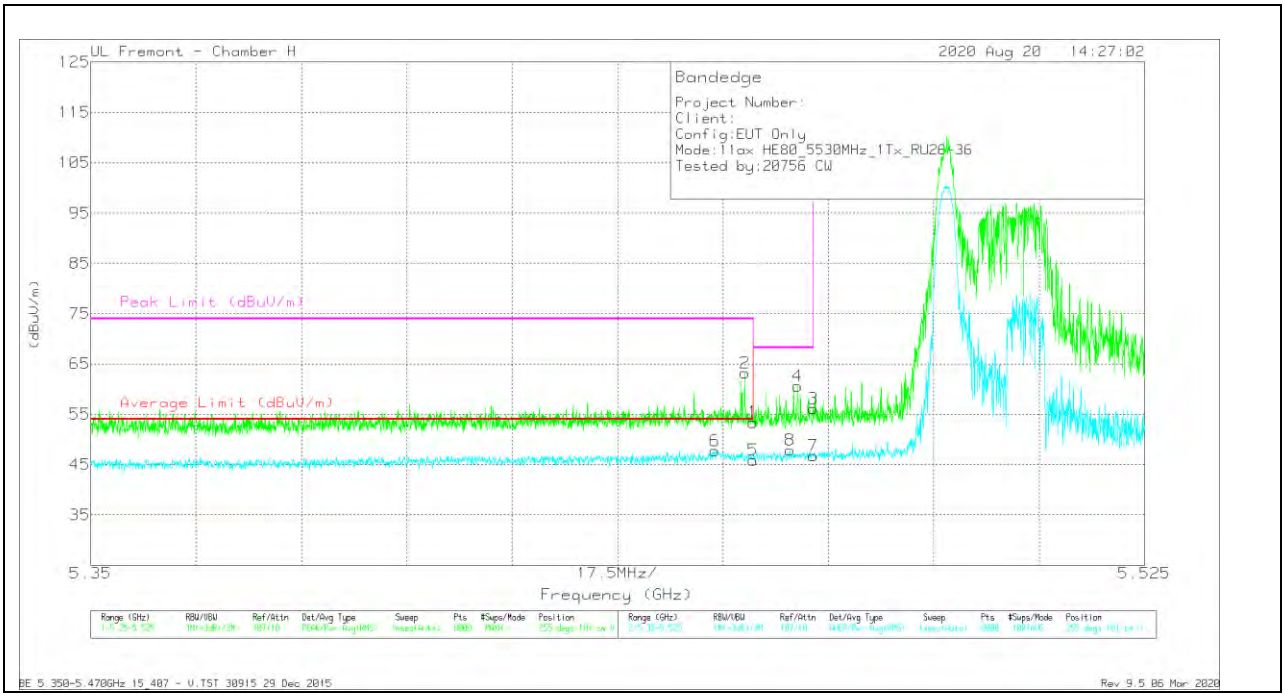

Marker	Frequency (GHz)	Meter Reading (dBuV)	Det	AF T863 (dB/m)	Amp/Cbl/Fltr/Pad (dB)	Corrected Reading (dBuV/m)	Average Limit (dBuV/m)	Margin (dB)	Peak Limit (dBuV/m)	PK Margin (dB)	Azimuth (Degs)	Height (cm)	Polarity
1	* 5.45998	39.13	Pk	35.2	-20.9	53.43	-	-	74	-20.57	255	101	V
2	* 5.45865	48.84	Pk	35.3	-20.9	63.24	-	-	74	-10.76	255	101	V
5	* 5.45998	31.65	RMS	35.2	-20.9	45.95	54	-8.05	-	-	255	101	V
6	* 5.45364	33.42	RMS	35.2	-20.9	47.72	54	-6.28	-	-	255	101	V
8	5.46613	33.62	RMS	35.2	-20.9	47.92	-	-	-	-	255	101	V
4	5.46738	46.21	Pk	35.3	-20.9	60.61	-	-	68.2	-7.59	255	101	V
3	5.46998	41.81	Pk	35.3	-21	56.11	-	-	68.2	-12.09	255	101	V
7	5.46998	32.42	RMS	35.3	-21	46.72	-	-	-	-	255	101	V

* - indicates frequency in CFR47 Pt 15 / IC RSS-Restricted Band
Pk - Peak detector
RMS - RMS detection

UL VERIFICATION SERVICES INC.
47173 Benicia Street, Fremont, CA 94538; USA TEL:(510) 319-4000 FAX:(510) 661-0888
This report shall not be reproduced except in full, without the written approval of UL Verification Services Inc.

1TX ANT 6 – SU, RU Index 67

BANDEDGE (LOW CHANNEL)

HORIZONTAL RESULT

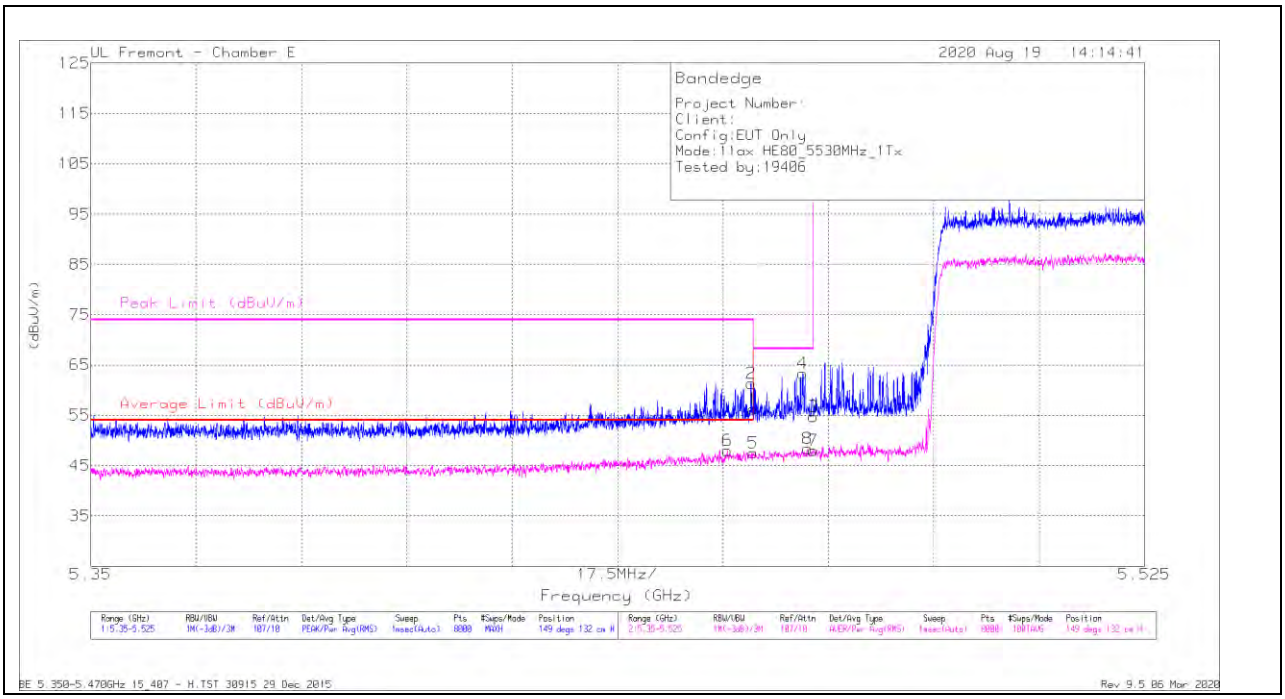

Marker	Frequency (GHz)	Meter Reading (dBuV)	Det	AF T712 (dB/m)	Amp/Cbl/Fltr/Pad (dB)	Corrected Reading (dBuV/m)	Average Limit (dBuV/m)	Margin (dB)	Peak Limit (dBuV/m)	PK Margin (dB)	Azimuth (Degs)	Height (cm)	Polarity
6	* 5.45571	35.06	RMS	34.6	-21.7	47.96	54	-6.04	-	-	149	132	H
2	* 5.45965	48.49	Pk	34.6	-21.7	61.39	-	-	74	-12.61	149	132	H
1	* 5.45998	43.43	Pk	34.5	-21.7	56.23	-	-	74	-17.77	149	132	H
5	* 5.45998	34.7	RMS	34.5	-21.7	47.5	54	-6.5	-	-	149	132	H
4	5.46825	50.5	Pk	34.5	-21.7	63.3	-	-	68.2	-4.9	149	132	H
8	5.46904	35.47	RMS	34.6	-21.7	48.37	-	-	-	-	149	132	H
3	5.46998	41.8	Pk	34.6	-21.7	54.7	-	-	68.2	-13.5	149	132	H
7	5.46998	35.12	RMS	34.6	-21.7	48.02	-	-	-	-	149	132	H

* - indicates frequency in CFR47 Pt 15 / IC RSS-Restricted Band
Pk - Peak detector
RMS - RMS detection

UL VERIFICATION SERVICES INC.
47173 Benicia Street, Fremont, CA 94538; USA TEL:(510) 319-4000 FAX:(510) 661-0888
This report shall not be reproduced except in full, without the written approval of UL Verification Services Inc.

VERTICAL RESULT

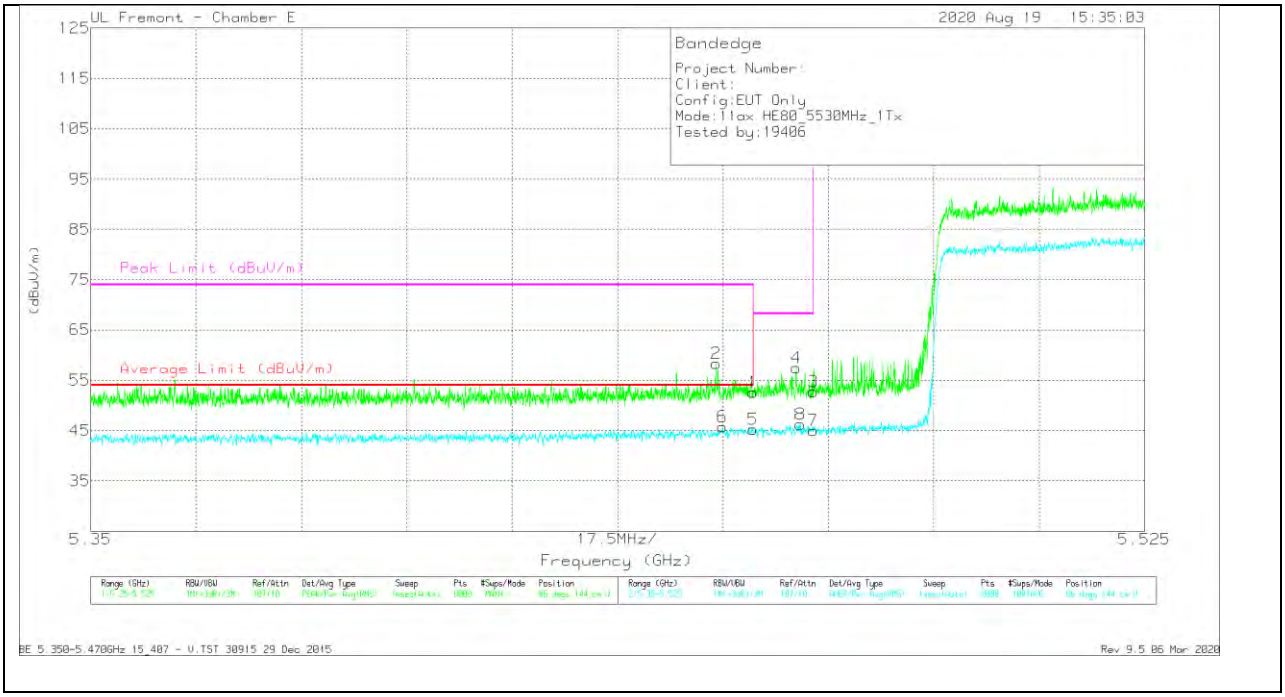

Marker	Frequency (GHz)	Meter Reading (dBuV)	Det	AF T712 (dB/m)	Amp/Cbl/Fltr/Pad (dB)	Corrected Reading (dBuV/m)	Average Limit (dBuV/m)	Margin (dB)	Peak Limit (dBuV/m)	PK Margin (dB)	Azimuth (Degs)	Height (cm)	Polarity
1	* 5.45998	39.78	Pk	34.5	-21.7	52.58	-	-	74	-21.42	86	144	V
2	* 5.45388	45.6	Pk	34.5	-21.7	58.4	-	-	74	-15.6	86	144	V
5	* 5.45998	32.46	RMS	34.5	-21.7	45.26	54	-8.74	-	-	86	144	V
6	* 5.45491	32.85	RMS	34.6	-21.7	45.75	54	-8.25	-	-	86	144	V
4	5.46716	44.71	Pk	34.5	-21.7	57.51	-	-	68.2	-10.69	86	144	V
8	5.46786	33.43	RMS	34.5	-21.7	46.23	-	-	-	-	86	144	V
3	5.46998	39.86	Pk	34.6	-21.7	52.76	-	-	68.2	-15.44	86	144	V
7	5.46998	32.16	RMS	34.6	-21.7	45.06	-	-	-	-	86	144	V

* - indicates frequency in CFR47 Pt 15 / IC RSS-Restricted Band
Pk - Peak detector
RMS - RMS detection

UL VERIFICATION SERVICES INC.
47173 Benicia Street, Fremont, CA 94538; USA TEL:(510) 319-4000 FAX:(510) 661-0888
This report shall not be reproduced except in full, without the written approval of UL Verification Services Inc.

1TX ANT 6 – 26 Tones, RU Index 0

BANDEDGE (LOW CHANNEL)

HORIZONTAL RESULT

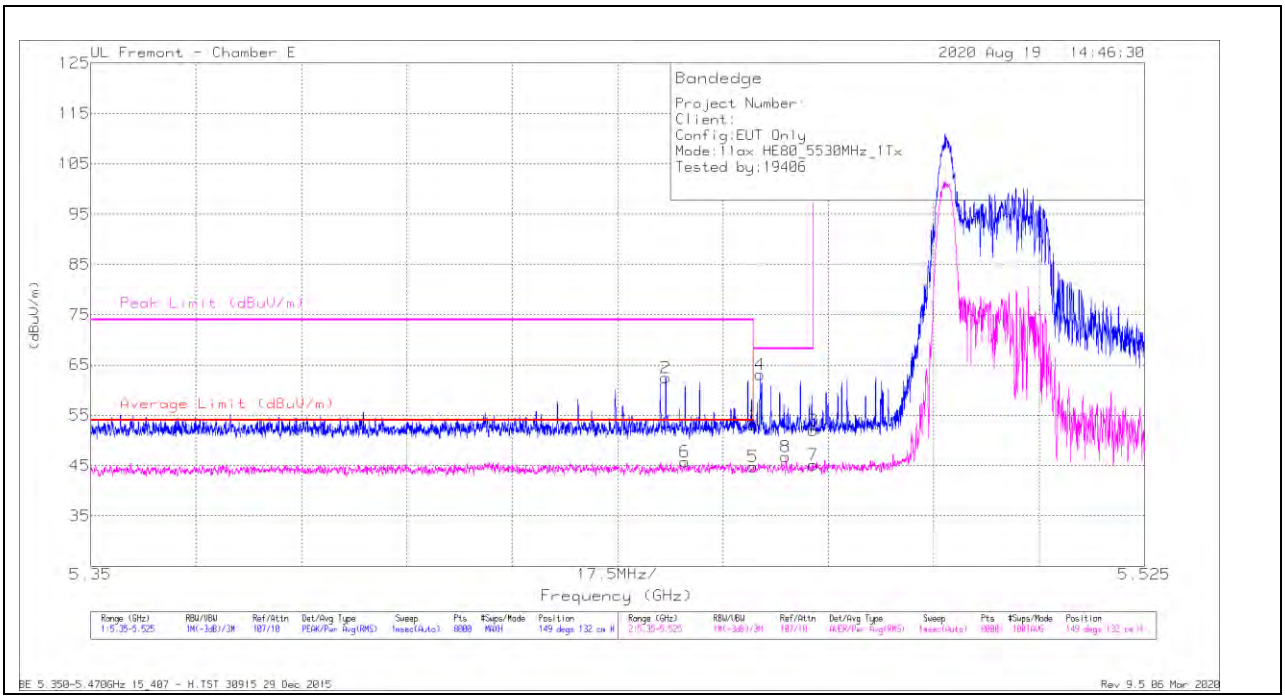

Marker	Frequency (GHz)	Meter Reading (dBuV)	Det	AF T712 (dB/m)	Amp/Cbl/Fltr/Pad (dB)	Corrected Reading (dBuV/m)	Average Limit (dBuV/m)	Margin (dB)	Peak Limit (dBuV/m)	PK Margin (dB)	Azimuth (Degs)	Height (cm)	Polarity
2	* 5.4455	49.64	Pk	34.5	-21.7	62.44	-	-	74	-11.56	149	132	H
6	* 5.44869	32.94	RMS	34.5	-21.7	45.74	54	-8.26	-	-	149	132	H
1	* 5.45998	40.36	Pk	34.5	-21.7	53.16	-	-	74	-20.84	149	132	H
5	* 5.45998	31.96	RMS	34.5	-21.7	44.76	54	-9.24	-	-	149	132	H
4	5.46114	50.31	Pk	34.5	-21.7	63.11	-	-	68.2	-5.09	149	132	H
8	5.46543	33.95	RMS	34.5	-21.7	46.75	-	-	-	-	149	132	H
3	5.46998	39.14	Pk	34.6	-21.7	52.04	-	-	68.2	-16.16	149	132	H
7	5.46998	32.3	RMS	34.6	-21.7	45.2	-	-	-	-	149	132	H

* - indicates frequency in CFR47 Pt 15 / IC RSS-Restricted Band
Pk - Peak detector
RMS - RMS detection

UL VERIFICATION SERVICES INC.
47173 Benicia Street, Fremont, CA 94538; USA TEL:(510) 319-4000 FAX:(510) 661-0888
This report shall not be reproduced except in full, without the written approval of UL Verification Services Inc.

VERTICAL RESULT

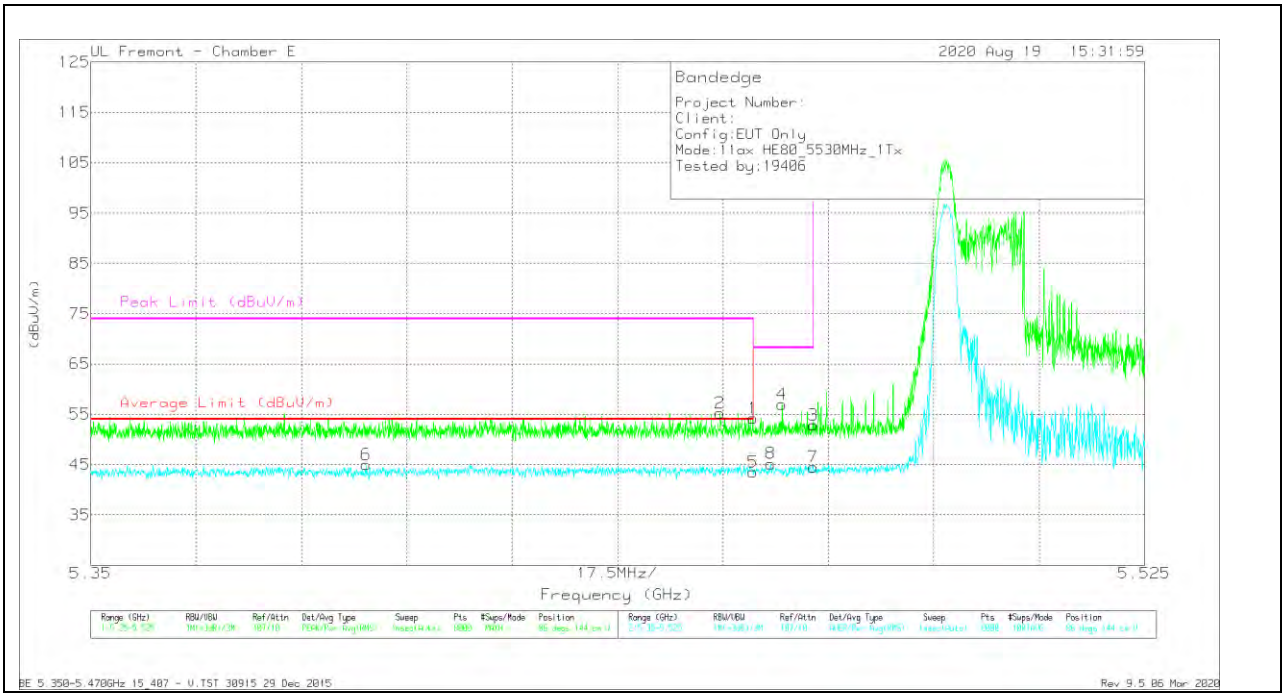

Marker	Frequency (GHz)	Meter Reading (dBuV)	Det	AF T712 (dB/m)	Amp/Cbl/Fltr/Pad (dB)	Corrected Reading (dBuV/m)	Average Limit (dBuV/m)	Margin (dB)	Peak Limit (dBuV/m)	PK Margin (dB)	Azimuth (Degs)	Height (cm)	Polarity
1	* 5.45998	41.43	Pk	34.5	-21.7	54.23	-	-	74	-19.77	86	144	V
2	* 5.45451	42.39	Pk	34.6	-21.7	55.29	-	-	74	-18.71	86	144	V
5	* 5.45998	30.7	RMS	34.5	-21.7	43.5	54	-10.5	-	-	86	144	V
6	* 5.39577	32.17	RMS	34.5	-21.7	44.97	54	-9.03	-	-	86	144	V
8	5.46289	32.41	RMS	34.5	-21.7	45.21	-	-	-	-	86	144	V
4	5.46484	44.14	Pk	34.5	-21.7	56.94	-	-	68.2	-11.26	86	144	V
3	5.46998	39.99	Pk	34.6	-21.7	52.89	-	-	68.2	-15.31	86	144	V
7	5.46998	31.67	RMS	34.6	-21.7	44.57	-	-	-	-	86	144	V

* - indicates frequency in CFR47 Pt 15 / IC RSS-Restricted Band
Pk - Peak detector
RMS - RMS detection

UL VERIFICATION SERVICES INC.
47173 Benicia Street, Fremont, CA 94538; USA TEL:(510) 319-4000 FAX:(510) 661-0888
This report shall not be reproduced except in full, without the written approval of UL Verification Services Inc.

2TX ANT 5 + ANT 6 OFDMA MODE – 966 Tones, RU Index 67

BANDEDGE (LOW CHANNEL)

HORIZONTAL RESULT

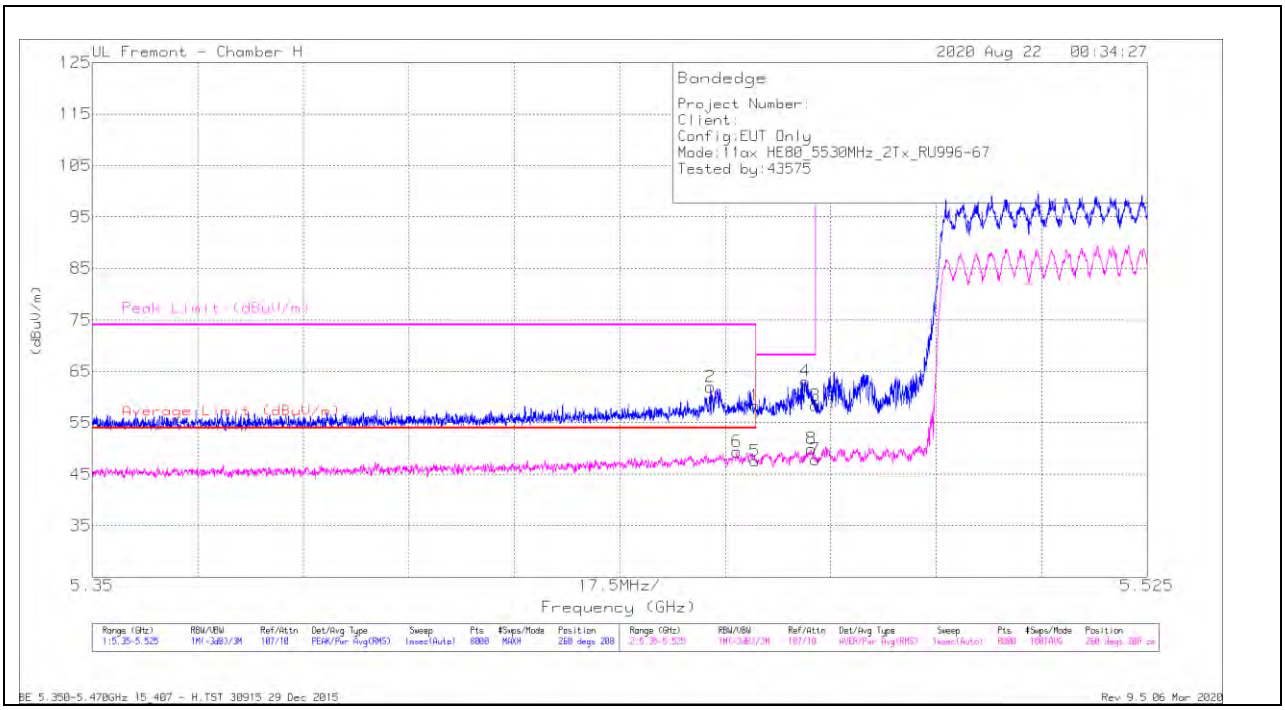

Marker	Frequency (GHz)	Meter Reading (dBuV)	Det	AF T863 (dB/m)	Amp/Cbl/Fltr/Pad (dB)	Corrected Reading (dBuV/m)	Average Limit (dBuV/m)	Margin (dB)	Peak Limit (dBuV/m)	PK Margin (dB)	Azimuth (Degs)	Height (cm)	Polarity
1	* 5.45998	44.03	Pk	35.2	-20.9	58.33	-	-	74	-15.67	260	208	H
2	* 5.45256	47.68	Pk	35.2	-20.9	61.98	-	-	74	-12.02	260	208	H
5	* 5.45998	33.29	RMS	35.2	-20.9	47.59	54	-6.41	-	-	260	208	H
6	* 5.4569	34.99	RMS	35.3	-20.9	49.39	54	-4.61	-	-	260	208	H
4	5.46832	48.65	Pk	35.3	-20.9	63.05	-	-	68.2	-5.15	260	208	H
8	5.4693	35.66	RMS	35.3	-21	49.96	-	-	-	-	260	208	H
3	5.46998	44.04	Pk	35.3	-21	58.34	-	-	68.2	-9.86	260	208	H
7	5.46998	33.6	RMS	35.3	-21	47.9	-	-	-	-	260	208	H

* - indicates frequency in CFR47 Pt 15 / IC RSS-Restricted Band
Pk - Peak detector
RMS - RMS detection

UL VERIFICATION SERVICES INC.
47173 Benicia Street, Fremont, CA 94538; USA TEL:(510) 319-4000 FAX:(510) 661-0888
This report shall not be reproduced except in full, without the written approval of UL Verification Services Inc.

VERTICAL RESULT

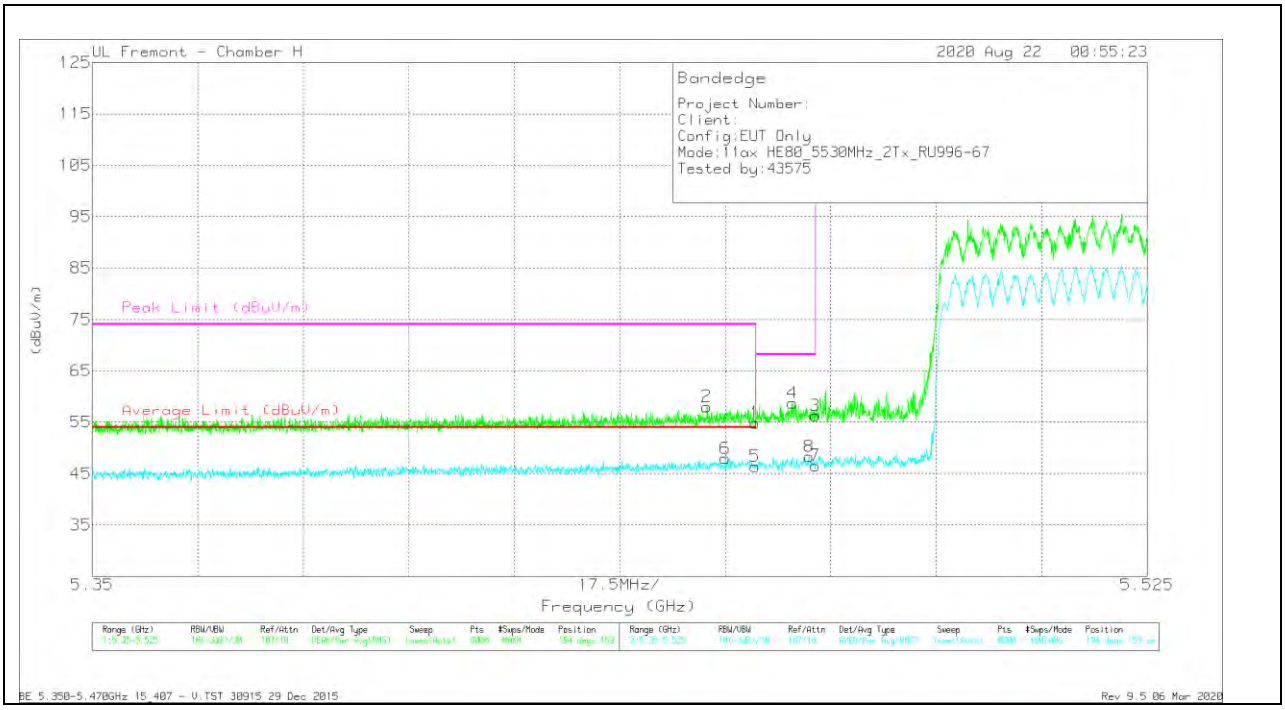

Marker	Frequency (GHz)	Meter Reading (dBuV)	Det	AF T863 (dB/m)	Amp/Cbl/Fltr/Pad (dB)	Corrected Reading (dBuV/m)	Average Limit (dBuV/m)	Margin (dB)	Peak Limit (dBuV/m)	PK Margin (dB)	Azimuth (Degs)	Height (cm)	Polarity
2	* 5.45195	43.73	Pk	35.2	-20.9	58.03	-	-	74	-15.97	194	153	V
6	* 5.45499	33.53	RMS	35.3	-20.9	47.93	54	-6.07	-	-	194	153	V
1	* 5.45998	40.57	Pk	35.2	-20.9	54.87	-	-	74	-19.13	194	153	V
5	* 5.45998	32.11	RMS	35.2	-20.9	46.41	54	-7.59	-	-	194	153	V
4	5.46615	44.39	Pk	35.2	-20.9	58.69	-	-	68.2	-9.51	194	153	V
8	5.46889	34.03	RMS	35.3	-21	48.33	-	-	-	-	194	153	V
3	5.46998	41.95	Pk	35.3	-21	56.25	-	-	68.2	-11.95	194	153	V
7	5.46998	32.22	RMS	35.3	-21	46.52	-	-	-	-	194	153	V

* - indicates frequency in CFR47 Pt 15 / IC RSS-Restricted Band
Pk - Peak detector
RMS - RMS detection

UL VERIFICATION SERVICES INC.
47173 Benicia Street, Fremont, CA 94538; USA TEL:(510) 319-4000 FAX:(510) 661-0888
This report shall not be reproduced except in full, without the written approval of UL Verification Services Inc.

HARMONICS AND SPURIOUS EMISSIONS

LOW CHANNEL RESULTS

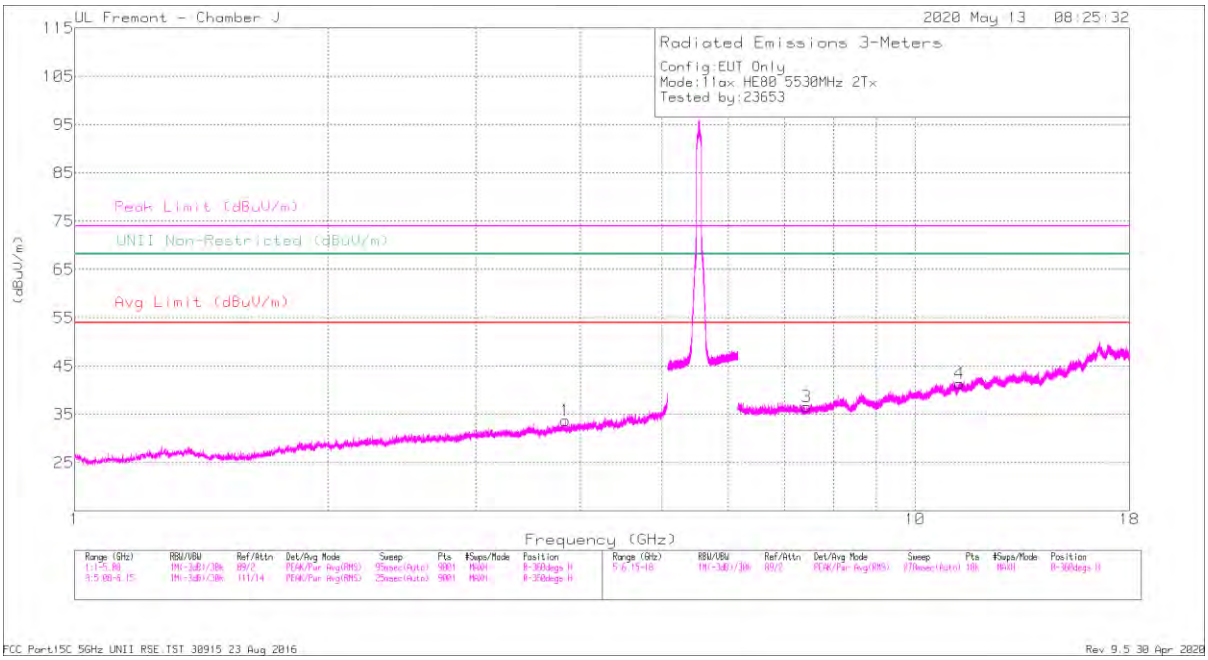

HORIZONTAL

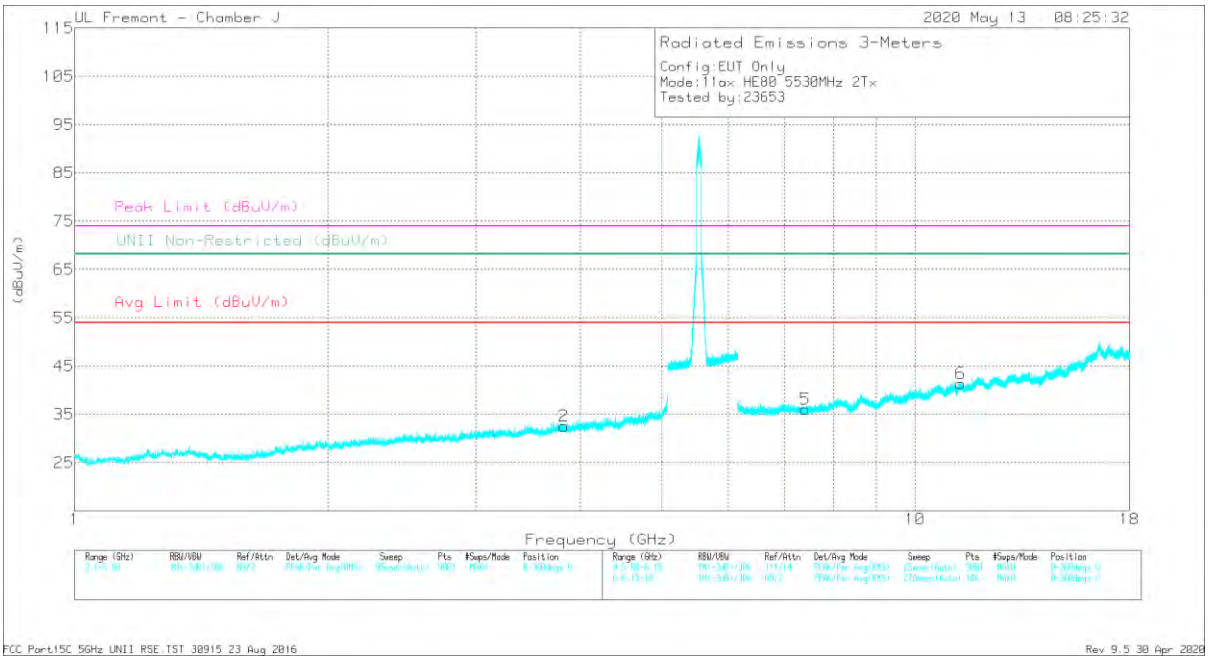

VERTICAL

UL VERIFICATION SERVICES INC.
47173 Benicia Street, Fremont, CA 94538; USA TEL:(510) 319-4000 FAX:(510) 661-0888
This report shall not be reproduced except in full, without the written approval of UL Verification Services Inc.

RADIATED EMISSIONS

Marker	Frequency (GHz)	Meter Reading (dBuV)	Det	AF T344 (dB/m)	Amp/Cbl/Fltr/Pad (dB)	Corrected Reading (dBuV/m)	Avg Limit (dBuV/m)	Margin (dB)	Peak Limit (dBuV/m)	PK Margin (dB)	UNII Non-Restricted (dBuV/m)	PK Margin (dB)	Azimuth (Degs)	Height (cm)	Polarity
1	* 3.83697	40.1	PK-U	33.6	-32.3	41.4	-	-	74	-32.6	-	-	318	332	H
	* 3.83805	29.57	ADR	33.6	-32.3	31.04	54	-22.96	-	-	-	-	318	332	H
2	* 3.81987	39.74	PK-U	33.5	-32.4	40.84	-	-	74	-33.16	-	-	52	234	V
	* 3.82236	29.54	ADR	33.5	-32.4	30.81	54	-23.19	-	-	-	-	52	234	V
3	* 7.43685	36.13	PK-U	35.6	-27.5	44.23	-	-	74	-29.77	-	-	172	219	H
	* 7.43566	26.5	ADR	35.6	-27.5	34.77	54	-19.23	-	-	-	-	172	219	H
4	* 11.29491	34.28	PK-U	38	-23.3	48.98	-	-	74	-25.02	-	-	286	144	H
	* 11.29351	24.24	ADR	38	-23.3	39.11	54	-14.89	-	-	-	-	286	144	H
5	* 7.40211	36.67	PK-U	35.6	-27.5	44.77	-	-	74	-29.23	-	-	213	310	V
	* 7.40361	26.48	ADR	35.5	-27.5	34.65	54	-19.35	-	-	-	-	213	310	V
6	* 11.33653	33.88	PK-U	38	-22.9	48.98	-	-	74	-25.02	-	-	117	250	V
	* 11.33385	23.73	ADR	38	-23	38.9	54	-15.1	-	-	-	-	117	250	V

* - indicates frequency in CFR47 Pt 15 / IC RSS-Restricted Band
PK-U - U-NII: Maximum Peak
ADR - U-NII AD primary method, RMS average

UL VERIFICATION SERVICES INC.
47173 Benicia Street, Fremont, CA 94538; USA TEL:(510) 319-4000 FAX:(510) 661-0888
This report shall not be reproduced except in full, without the written approval of UL Verification Services Inc.

HIGH CHANNEL RESULTS

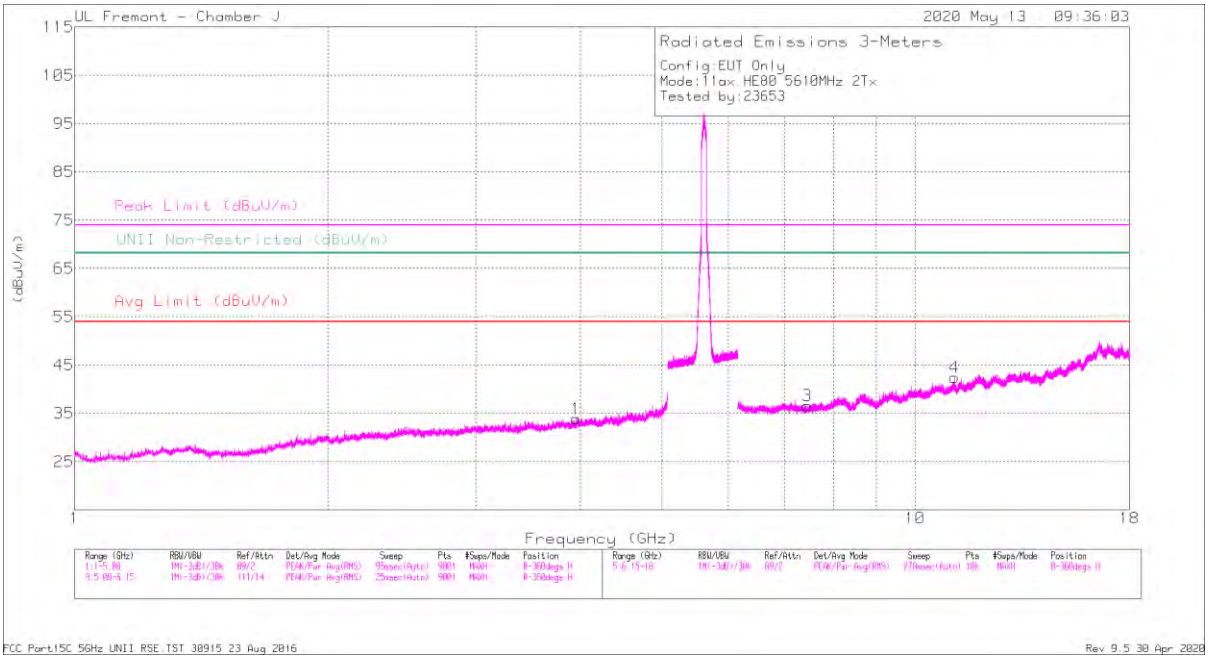

HORIZONTAL

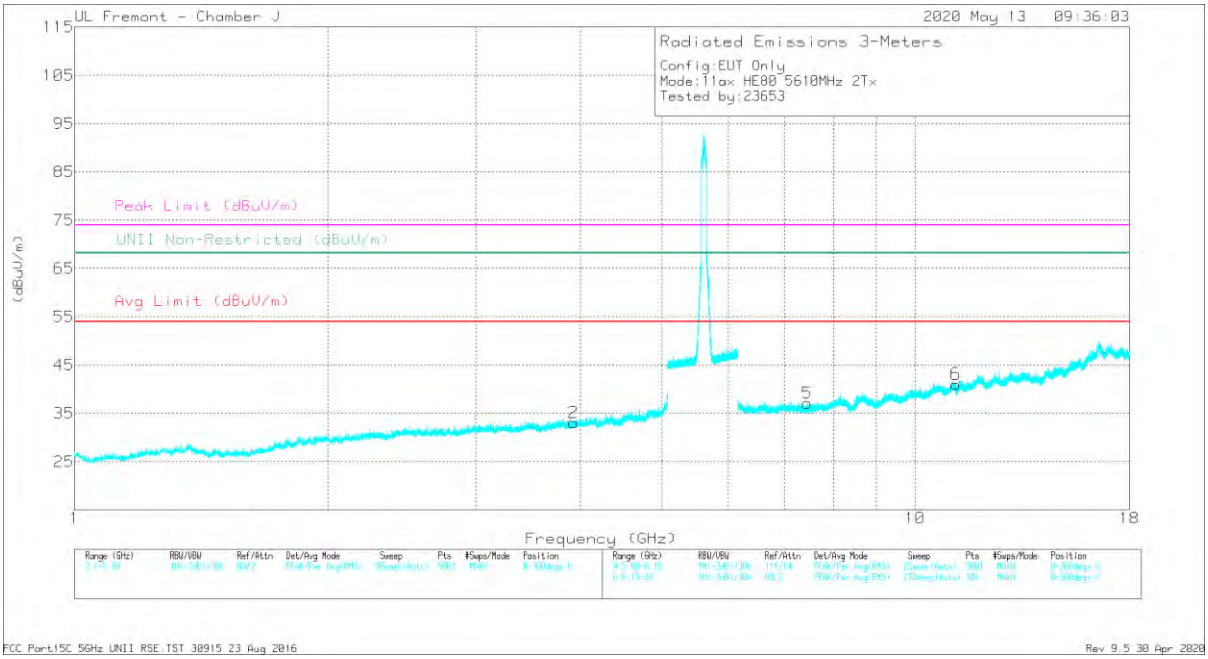

VERTICAL

UL VERIFICATION SERVICES INC.
47173 Benicia Street, Fremont, CA 94538; USA TEL:(510) 319-4000 FAX:(510) 661-0888
This report shall not be reproduced except in full, without the written approval of UL Verification Services Inc.

RADIATED EMISSIONS

Marker	Frequency (GHz)	Meter Reading (dBuV)	Det	AF T344 (dB/m)	Amp/Cbl/Fltr/Pad (dB)	Corrected Reading (dBuV/m)	Avg Limit (dBuV/m)	Margin (dB)	Peak Limit (dBuV/m)	PK Margin (dB)	UNII Non-Restricted (dBuV/m)	PK Margin (dB)	Azimuth (Degs)	Height (cm)	Polarity
1	* 3.95208	41.12	PK-U	33.4	-32.4	42.12	-	-	74	-31.88	-	-	194	143	H
	* 3.95215	30.37	ADR	33.4	-32.4	31.54	54	-22.46	-	-	-	-	194	143	H
2	* 3.92492	40.91	PK-U	33.4	-32.4	41.91	-	-	74	-32.09	-	-	284	177	V
	* 3.92266	29.84	ADR	33.4	-32.4	31.01	54	-22.99	-	-	-	-	284	177	V
3	* 7.44536	36.17	PK-U	35.5	-27.5	44.17	-	-	74	-29.83	-	-	88	249	H
	* 7.44176	25.96	ADR	35.6	-27.5	34.23	54	-19.77	-	-	-	-	88	249	H
4	* 11.15277	34.57	PK-U	38	-23.7	48.87	-	-	74	-25.13	-	-	321	133	H
	* 11.15278	24.31	ADR	38	-23.7	38.78	54	-15.22	-	-	-	-	321	133	H
5	* 7.4496	36.31	PK-U	35.6	-27.5	44.41	-	-	74	-29.59	-	-	227	211	V
	* 7.44994	26.47	ADR	35.6	-27.5	34.74	54	-19.26	-	-	-	-	227	211	V
6	* 11.19171	33.54	PK-U	38	-23.7	47.84	-	-	74	-26.16	-	-	130	200	V
	* 11.19176	23.67	ADR	38	-23.7	38.14	54	-15.86	-	-	-	-	130	200	V

* - indicates frequency in CFR47 Pt 15 / IC RSS-Restricted Band
PK-U - U-NII: Maximum Peak
ADR - U-NII AD primary method, RMS average

UL VERIFICATION SERVICES INC.
47173 Benicia Street, Fremont, CA 94538; USA TEL:(510) 319-4000 FAX:(510) 661-0888
This report shall not be reproduced except in full, without the written approval of UL Verification Services Inc.

CHANNEL 138 RESULTS

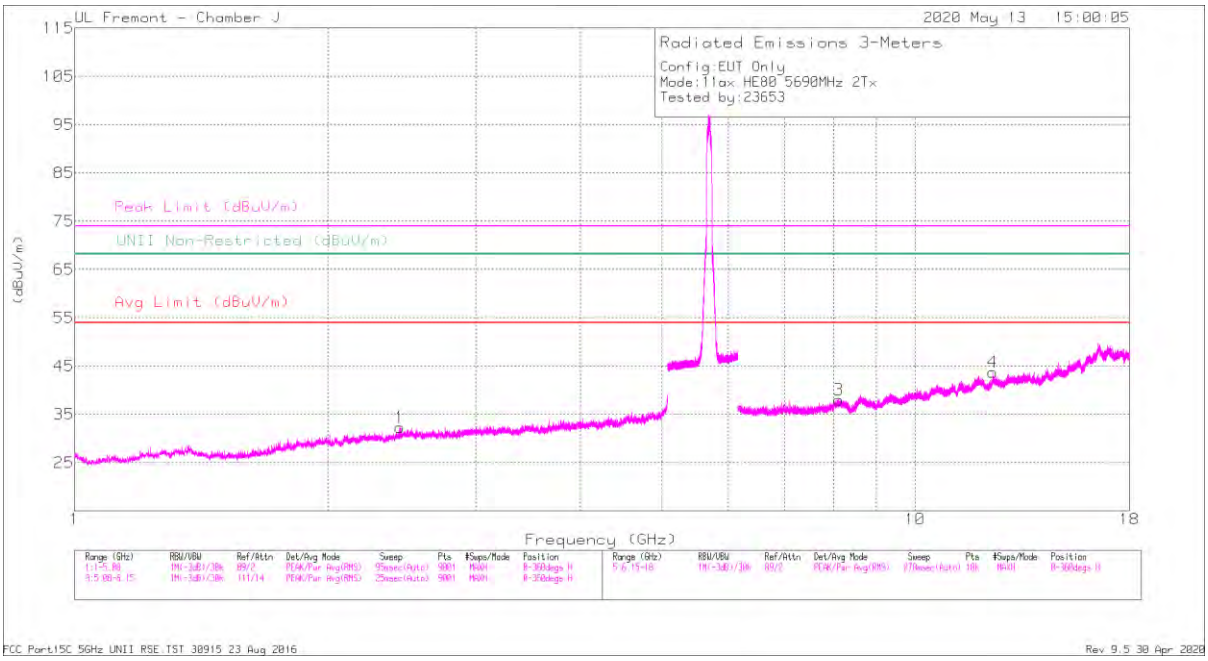

HORIZONTAL

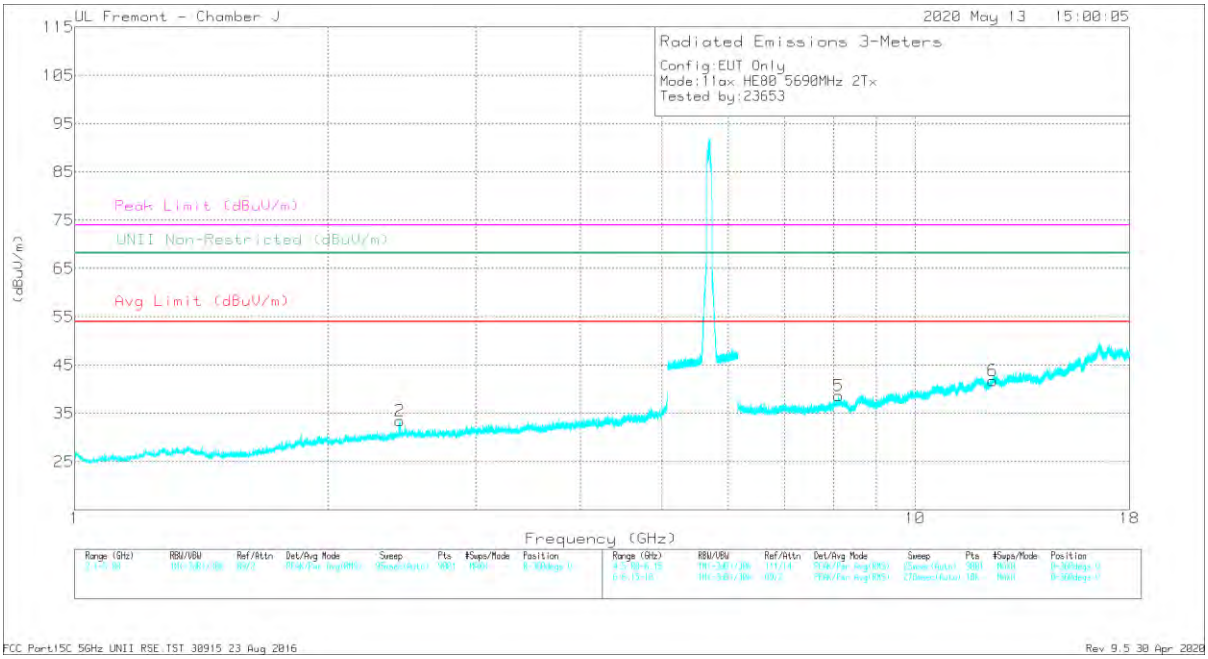

VERTICAL

UL VERIFICATION SERVICES INC.
47173 Benicia Street, Fremont, CA 94538; USA TEL:(510) 319-4000 FAX:(510) 661-0888
This report shall not be reproduced except in full, without the written approval of UL Verification Services Inc.

RADIATED EMISSIONS

Marker	Frequency (GHz)	Meter Reading (dBuV)	Det	AF T344 (dB/m)	Amp/Cbl/Fltr/Pad (dB)	Corrected Reading (dBuV/m)	Avg Limit (dBuV/m)	Margin (dB)	Peak Limit (dBuV/m)	PK Margin (dB)	UNII Non-Restricted (dBuV/m)	PK Margin (dB)	Azimuth (Degs)	Height (cm)	Polarity
1	2.44033	42.92	PK-U	32.1	-35.3	39.72	-	-	-	-	68.2	-28.48	357	101	H
	2.43813	32.45	ADR	32.2	-35.2	29.62	-	-	-	-	-	-	357	101	H
2	2.44116	42.59	PK-U	32.1	-35.3	39.39	-	-	-	-	68.2	-28.81	213	166	V
	2.4395	32.12	ADR	32.1	-35.2	29.19	-	-	-	-	-	-	213	166	V
3	* 8.10697	36.34	PK-U	35.7	-27	45.04	-	-	74	-28.96	-	-	57	256	H
	* 8.10645	26.47	ADR	35.7	-27	35.34	54	-18.66	-	-	-	-	57	256	H
4	* 12.37817	33.39	PK-U	39	-22	50.39	-	-	74	-23.61	-	-	168	176	H
	* 12.37652	23.51	ADR	39	-22	40.68	54	-13.32	-	-	-	-	168	176	H
5	* 8.11307	37.36	PK-U	35.7	-27	46.06	-	-	74	-27.94	-	-	84	269	V
	* 8.11154	26.62	ADR	35.7	-27	35.49	54	-18.51	-	-	-	-	84	269	V
6	* 12.37591	33.36	PK-U	39	-22	50.36	-	-	74	-23.64	-	-	226	199	V
	* 12.37388	23.15	ADR	39	-22	40.32	54	-13.68	-	-	-	-	226	199	V

* - indicates frequency in CFR47 Pt 15 / IC RSS-Restricted Band
PK-U - U-NII: Maximum Peak
ADR - U-NII AD primary method, RMS average

UL VERIFICATION SERVICES INC.
47173 Benicia Street, Fremont, CA 94538; USA TEL:(510) 319-4000 FAX:(510) 661-0888
This report shall not be reproduced except in full, without the written approval of UL Verification Services Inc.

2TX ANT 5 + ANT 6 OFDMA MODE – 26 Tones, RU Index 0

BANDEDGE (LOW CHANNEL)

HORIZONTAL RESULT

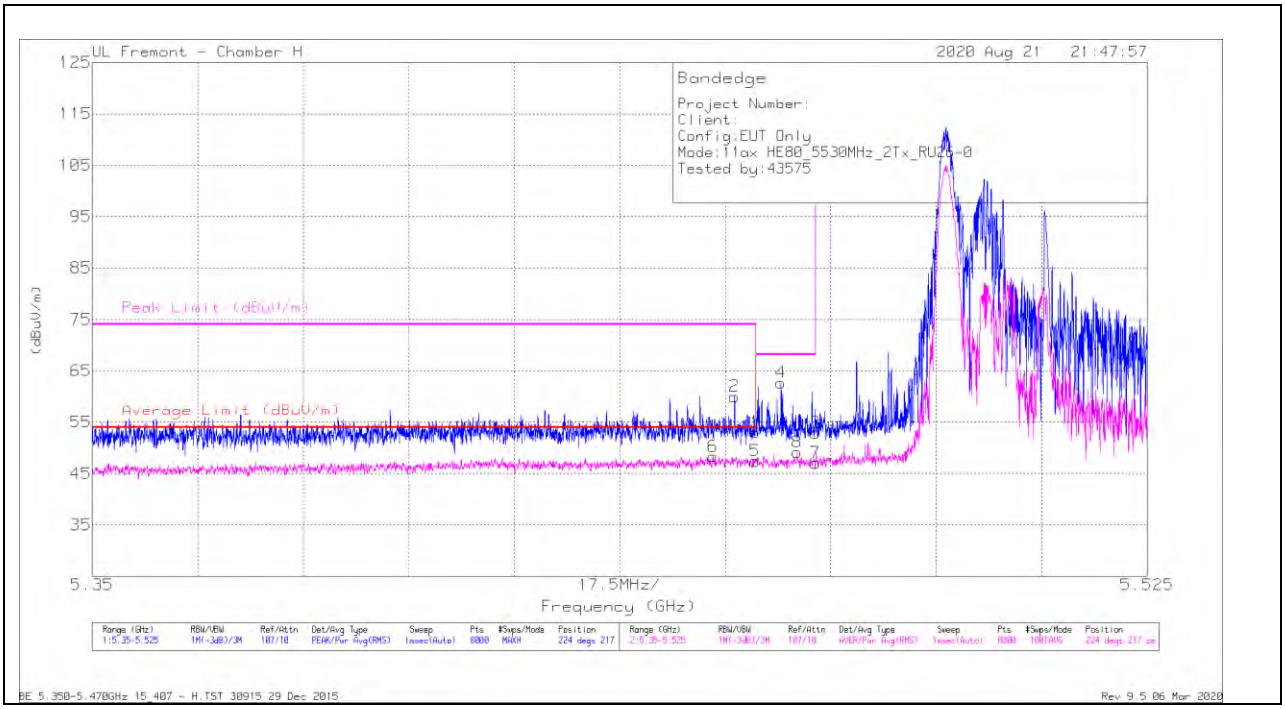

Marker	Frequency (GHz)	Meter Reading (dBuV)	Det	AF T863 (dB/m)	Amp/Cbl/Fltr/Pad (dB)	Corrected Reading (dBuV/m)	Average Limit (dBuV/m)	Margin (dB)	Peak Limit (dBuV/m)	PK Margin (dB)	Azimuth (Degs)	Height (cm)	Polarity
1	* 5.45998	38.65	Pk	35.2	-20.9	52.95	-	-	74	-21.05	224	217	H
2	* 5.45655	45.6	Pk	35.3	-20.9	60	-	-	74	-14	224	217	H
5	* 5.45998	33.13	RMS	35.2	-20.9	47.43	54	-6.57	-	-	224	217	H
6	* 5.45296	34.01	RMS	35.2	-20.9	48.31	54	-5.69	-	-	224	217	H
4	5.46425	48.39	Pk	35.2	-20.9	62.69	-	-	68.2	-5.51	224	217	H
8	5.46692	34.75	RMS	35.3	-20.9	49.15	-	-	-	-	224	217	H
3	5.46998	38.56	Pk	35.3	-21	52.86	-	-	68.2	-15.34	224	217	H
7	5.46998	32.76	RMS	35.3	-21	47.06	-	-	-	-	224	217	H

* - indicates frequency in CFR47 Pt 15 / IC RSS-Restricted Band
Pk - Peak detector
RMS - RMS detection

UL VERIFICATION SERVICES INC.
47173 Benicia Street, Fremont, CA 94538; USA TEL:(510) 319-4000 FAX:(510) 661-0888
This report shall not be reproduced except in full, without the written approval of UL Verification Services Inc.

VERTICAL RESULT

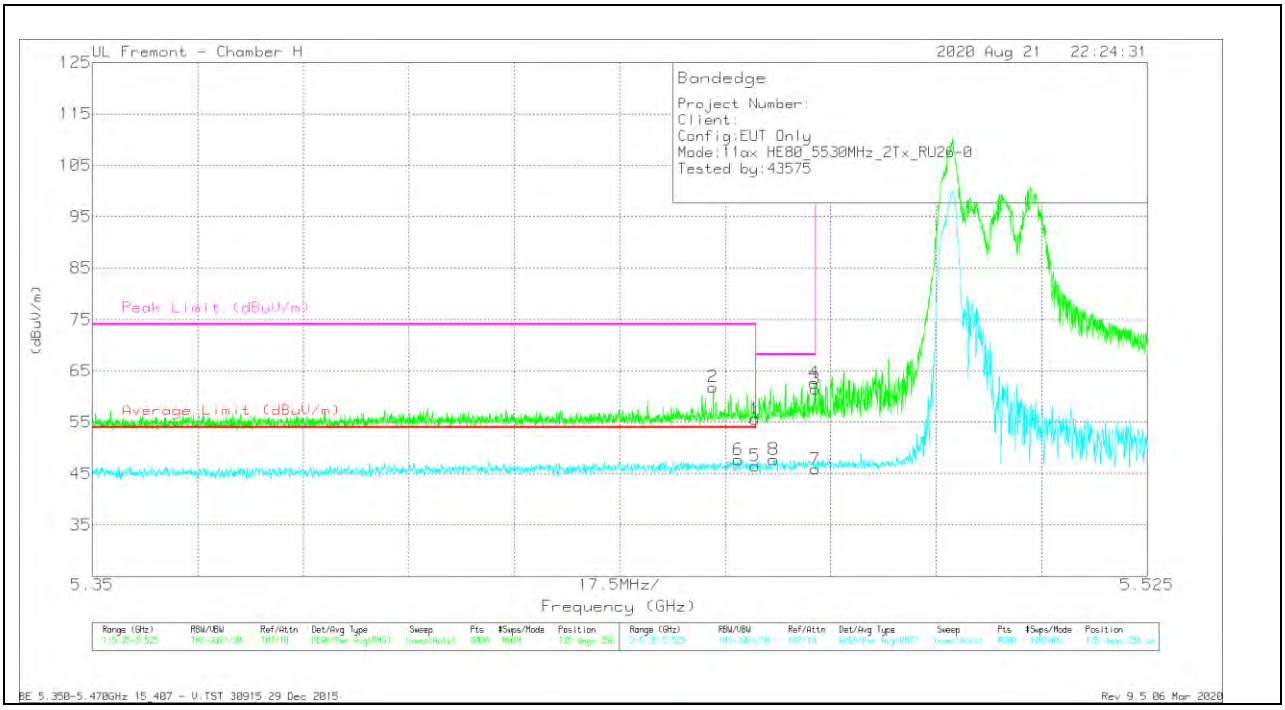

Marker	Frequency (GHz)	Meter Reading (dBuV)	Det	AF T863 (dB/m)	Amp/Cbl/Fltr/Pad (dB)	Corrected Reading (dBuV/m)	Average Limit (dBuV/m)	Margin (dB)	Peak Limit (dBuV/m)	PK Margin (dB)	Azimuth (Degs)	Height (cm)	Polarity
1	* 5.45998	41.31	Pk	35.2	-20.9	55.61	-	-	74	-18.39	135	256	V
2	* 5.453	47.54	Pk	35.2	-20.9	61.84	-	-	74	-12.16	135	256	V
5	* 5.45998	32.23	RMS	35.2	-20.9	46.53	54	-7.47	-	-	135	256	V
6	* 5.45714	33.3	RMS	35.3	-20.9	47.7	54	-6.3	-	-	135	256	V
8	5.46302	33.43	RMS	35.2	-20.9	47.73	-	-	-	-	135	256	V
4	5.46976	48.35	Pk	35.3	-21	62.65	-	-	68.2	-5.55	135	256	V
3	5.46998	47.17	Pk	35.3	-21	61.47	-	-	68.2	-6.73	135	256	V
7	5.46998	31.57	RMS	35.3	-21	45.87	-	-	-	-	135	256	V

* - indicates frequency in CFR47 Pt 15 / IC RSS-Restricted Band
Pk - Peak detector
RMS - RMS detection

UL VERIFICATION SERVICES INC.
47173 Benicia Street, Fremont, CA 94538; USA TEL:(510) 319-4000 FAX:(510) 661-0888
This report shall not be reproduced except in full, without the written approval of UL Verification Services Inc.

2TX ANT 5 + ANT 6 OFDMA MODE – 26 Tones, RU Index 36

HARMONICS AND SPURIOUS EMISSIONS

LOW CHANNEL RESULTS

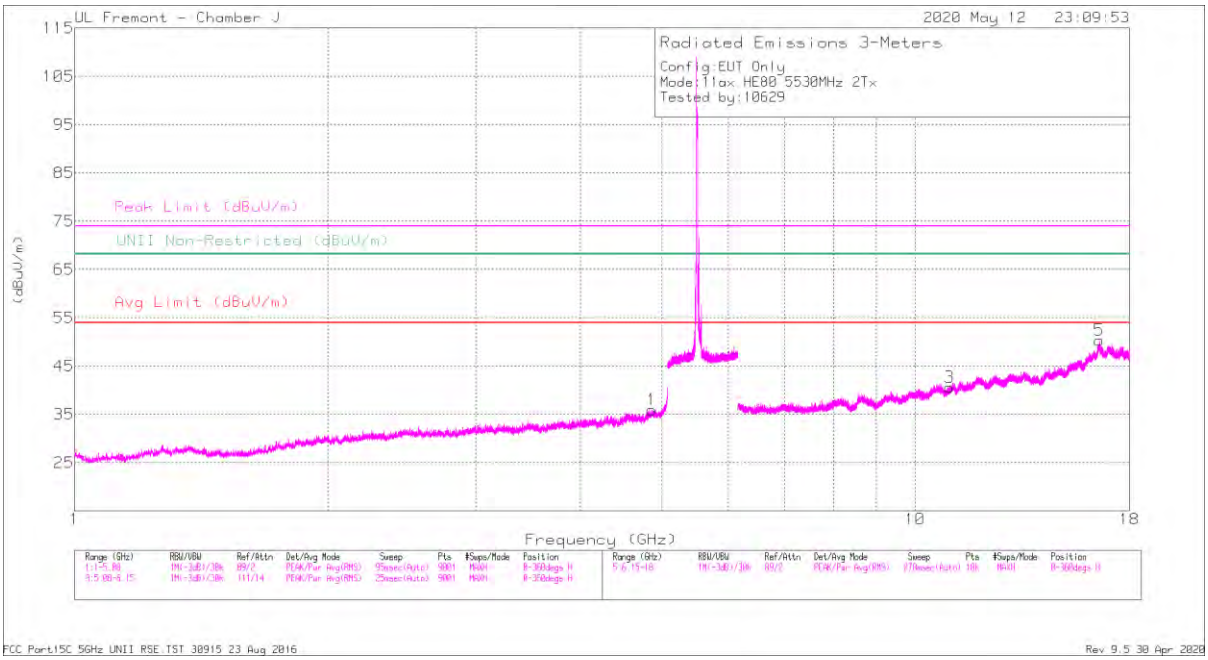

HORIZONTAL

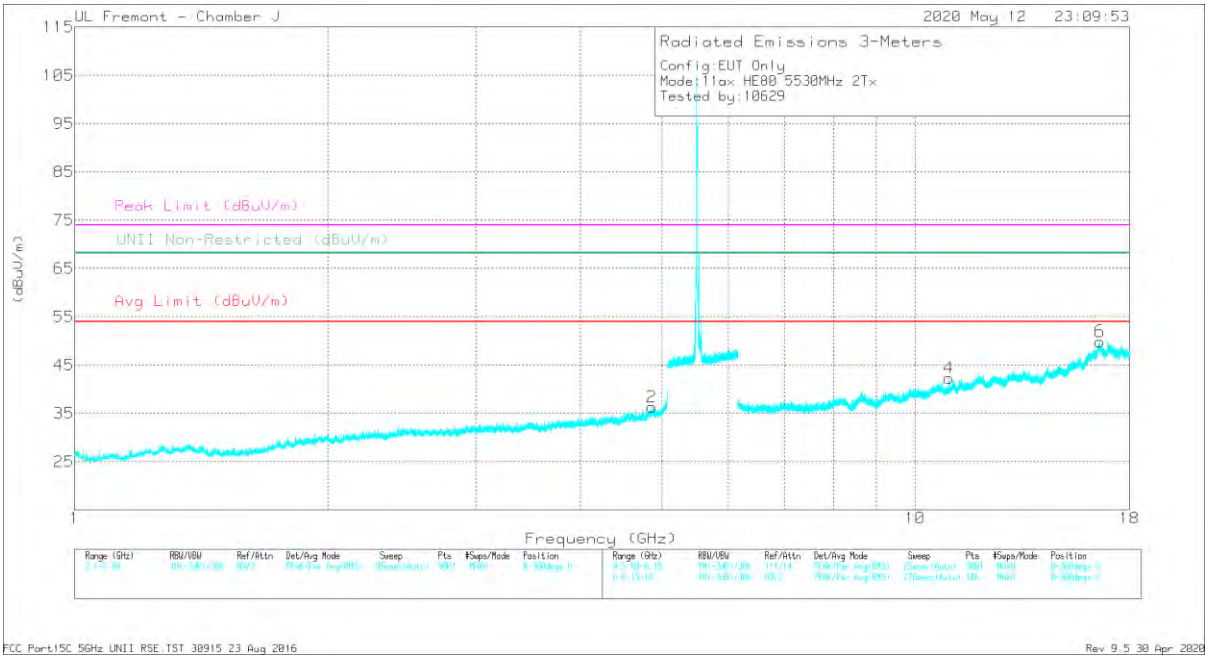

VERTICAL

UL VERIFICATION SERVICES INC.
47173 Benicia Street, Fremont, CA 94538; USA TEL:(510) 319-4000 FAX:(510) 661-0888
This report shall not be reproduced except in full, without the written approval of UL Verification Services Inc.

RADIATED EMISSIONS

Marker	Frequency (GHz)	Meter Reading (dBuV)	Det	AF T344 (dB/m)	Amp/Cbl/Fltr/Pad (dB)	Corrected Reading (dBuV/m)	Avg Limit (dBuV/m)	Margin (dB)	Peak Limit (dBuV/m)	PK Margin (dB)	UNII Non-Restricted (dBuV/m)	PK Margin (dB)	Azimuth (Degs)	Height (cm)	Polarity
1	* 4.86555	39.85	PK-U	34.1	-30	43.95	-	-	74	-30.05	-	-	327	368	H
	* 4.86401	29.23	ADR	34.1	-30	33.33	54	-20.67	-	-	-	-	327	368	H
2	* 4.86621	39.23	PK-U	34.1	-30	43.33	-	-	74	-30.67	-	-	251	309	V
	* 4.86399	29.97	ADR	34.1	-30	34.07	54	-19.93	-	-	-	-	251	309	V
3	* 10.98692	35.02	PK-U	38	-24.1	48.92	-	-	74	-25.08	-	-	301	175	H
	* 10.98727	24.31	ADR	38	-24.1	38.21	54	-15.79	-	-	-	-	301	175	H
5	16.56546	33.43	PK-U	42.1	-19	56.53	-	-	-	-	68.2	-11.67	176	213	H
4	* 10.98614	33.89	PK-U	38	-24.1	47.79	-	-	74	-26.21	-	-	105	194	V
	* 10.98653	24.14	ADR	38	-24.1	38.04	54	-15.96	-	-	-	-	105	194	V
6	16.59143	33.7	PK-U	42.1	-19	56.8	-	-	-	-	68.2	-11.4	291	110	V

* - indicates frequency in CFR47 Pt 15 / IC RSS-Restricted Band
PK-U - U-NII: Maximum Peak
ADR - U-NII AD primary method, RMS average

UL VERIFICATION SERVICES INC.
47173 Benicia Street, Fremont, CA 94538; USA TEL:(510) 319-4000 FAX:(510) 661-0888
This report shall not be reproduced except in full, without the written approval of UL Verification Services Inc.

HIGH CHANNEL RESULTS

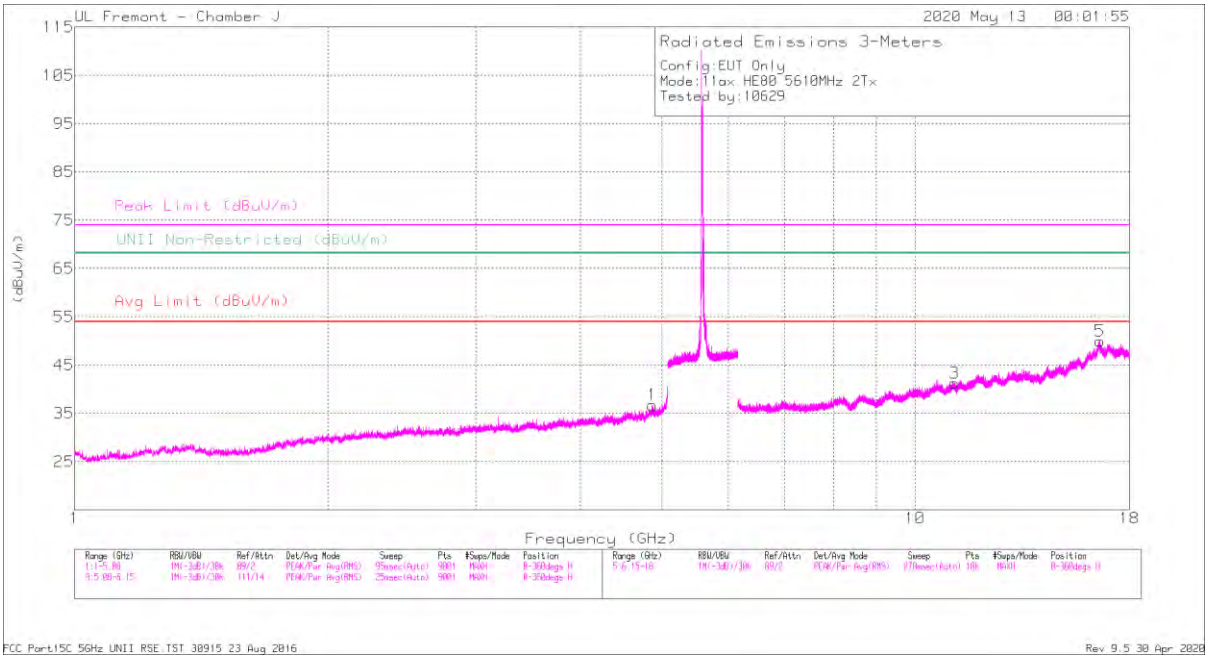

HORIZONTAL

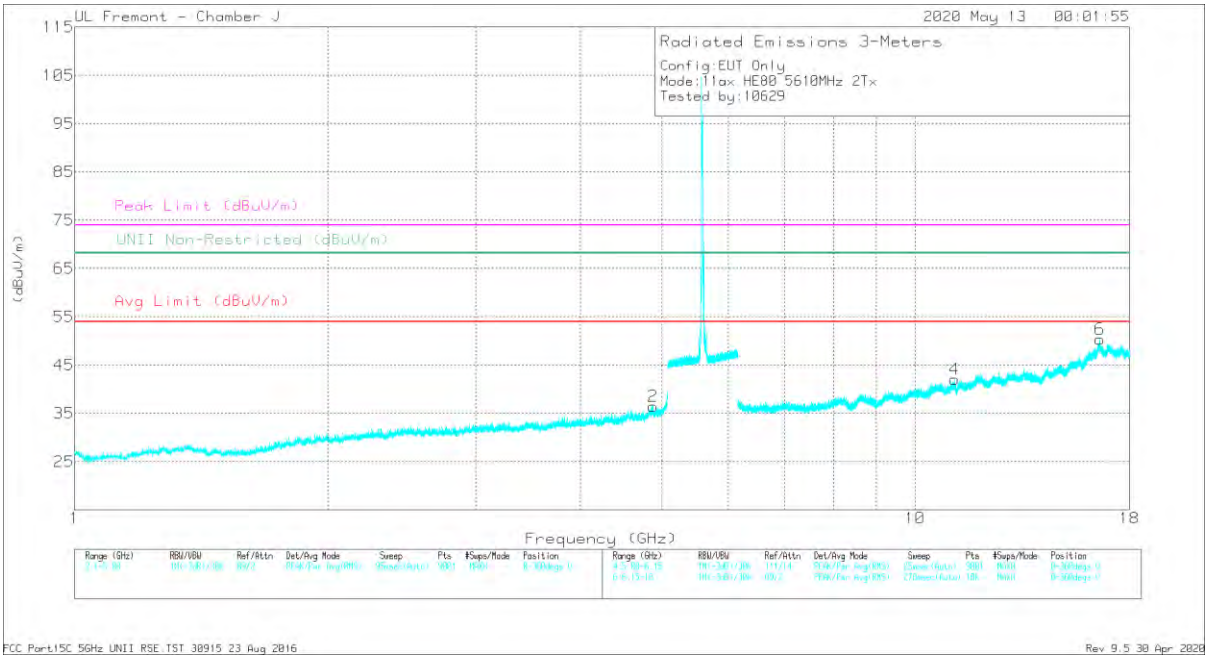

VERTICAL

UL VERIFICATION SERVICES INC.
47173 Benicia Street, Fremont, CA 94538; USA TEL:(510) 319-4000 FAX:(510) 661-0888
This report shall not be reproduced except in full, without the written approval of UL Verification Services Inc.

RADIATED EMISSIONS

Marker	Frequency (GHz)	Meter Reading (dBuV)	Det	AF T344 (dB/m)	Amp/Cbl/Fltr/Pad (dB)	Corrected Reading (dBuV/m)	Avg Limit (dBuV/m)	Margin (dB)	Peak Limit (dBuV/m)	PK Margin (dB)	UNII Non-Restricted (dBuV/m)	PK Margin (dB)	Azimuth (Degs)	Height (cm)	Polarity
1	* 4.87357	39.03	PK-U	34.1	-29.7	43.43	-	-	74	-30.57	-	-	314	306	H
	* 4.87379	29.08	ADR	34.1	-29.7	33.48	54	-20.52	-	-	-	-	314	306	H
2	* 4.87731	39.01	PK-U	34.2	-29.7	43.51	-	-	74	-30.49	-	-	146	179	V
	* 4.87575	28.94	ADR	34.2	-29.7	33.44	54	-20.56	-	-	-	-	146	179	V
3	* 11.14657	34.79	PK-U	38	-23.7	49.09	-	-	74	-24.91	-	-	226	231	H
	* 11.14479	23.98	ADR	38	-23.7	38.28	54	-15.72	-	-	-	-	226	231	H
5	16.59978	32.77	PK-U	42.2	-19	55.97	-	-	-	-	68.2	-12.23	164	309	H
4	* 11.14409	34.25	PK-U	38	-23.7	48.55	-	-	74	-25.45	-	-	68	179	V
	* 11.14299	25.11	ADR	38	-23.7	39.41	54	-14.59	-	-	-	-	68	179	V
6	16.5934	32.92	PK-U	42.1	-19	56.02	-	-	-	-	68.2	-12.18	180	113	V

* - indicates frequency in CFR47 Pt 15 / IC RSS-Restricted Band
PK-U - U-NII: Maximum Peak
ADR - U-NII AD primary method, RMS average

UL VERIFICATION SERVICES INC.
47173 Benicia Street, Fremont, CA 94538; USA TEL:(510) 319-4000 FAX:(510) 661-0888
This report shall not be reproduced except in full, without the written approval of UL Verification Services Inc.

CHANNEL 138 RESULTS

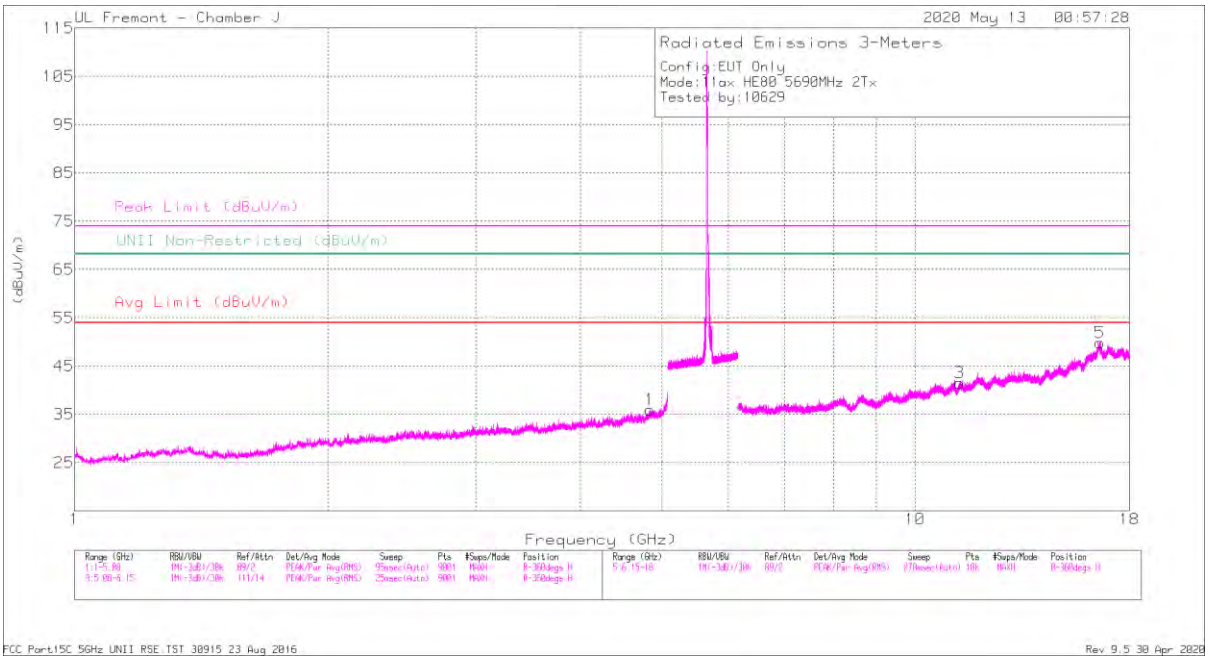

HORIZONTAL

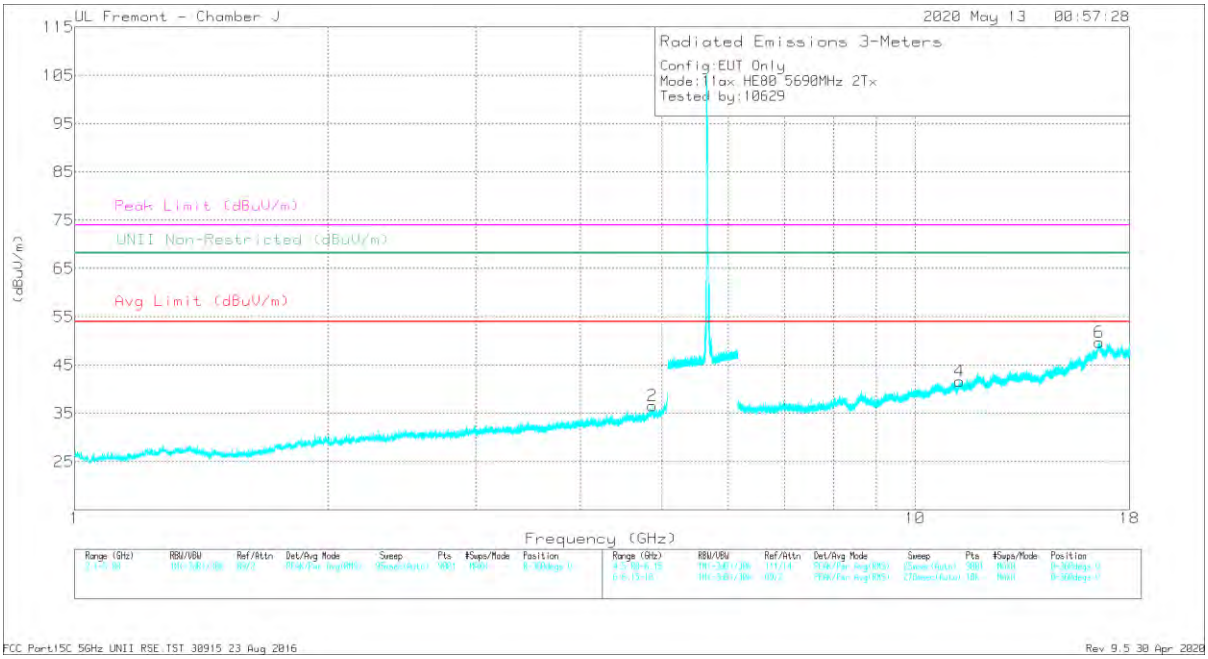

VERTICAL

UL VERIFICATION SERVICES INC.
47173 Benicia Street, Fremont, CA 94538; USA TEL:(510) 319-4000 FAX:(510) 661-0888
This report shall not be reproduced except in full, without the written approval of UL Verification Services Inc.

RADIATED EMISSIONS

Marker	Frequency (GHz)	Meter Reading (dBuV)	Det	AF T344 (dB/m)	Amp/Cbl/Fltr/Pad (dB)	Corrected Reading (dBuV/m)	Avg Limit (dBuV/m)	Margin (dB)	Peak Limit (dBuV/m)	PK Margin (dB)	UNII Non-Restricted (dBuV/m)	PK Margin (dB)	Azimuth (Degs)	Height (cm)	Polarity
1	* 4.83868	39.93	PK-U	34.2	-30.5	43.63	-	-	74	-30.37	-	-	15	139	H
	* 4.83835	28.97	ADR	34.2	-30.5	32.67	54	-21.33	-	-	-	-	15	139	H
2	* 4.87272	39.33	PK-U	34.1	-29.7	43.73	-	-	74	-30.27	-	-	210	269	V
	* 4.87394	29.63	ADR	34.1	-29.7	34.03	54	-19.97	-	-	-	-	210	269	V
3	* 11.30503	34.62	PK-U	38	-23.2	49.42	-	-	74	-24.58	-	-	273	212	H
	* 11.30193	24.38	ADR	38	-23.3	39.08	54	-14.92	-	-	-	-	273	212	H
5	16.59912	31.81	PK-U	42.2	-19	55.01	-	-	-	-	68.2	-13.19	228	170	H
4	* 11.30181	34.03	PK-U	38	-23.3	48.73	-	-	74	-25.27	-	-	132	119	V
	* 11.3043	24.76	ADR	38	-23.2	39.56	54	-14.44	-	-	-	-	132	119	V
6	16.58826	32.62	PK-U	42.1	-18.9	55.82	-	-	-	-	68.2	-12.38	324	181	V

* - indicates frequency in CFR47 Pt 15 / IC RSS-Restricted Band
PK-U - U-NII: Maximum Peak
ADR - U-NII AD primary method, RMS average

UL VERIFICATION SERVICES INC.
47173 Benicia Street, Fremont, CA 94538; USA TEL:(510) 319-4000 FAX:(510) 661-0888
This report shall not be reproduced except in full, without the written approval of UL Verification Services Inc.

1.1.19. TX ABOVE 1 GHz 802.11n HT20 MODE IN THE 5.8 GHz BAND

1TX ANT 5

BANDEDGE (LOW CHANNEL)

HORIZONTAL RESULT

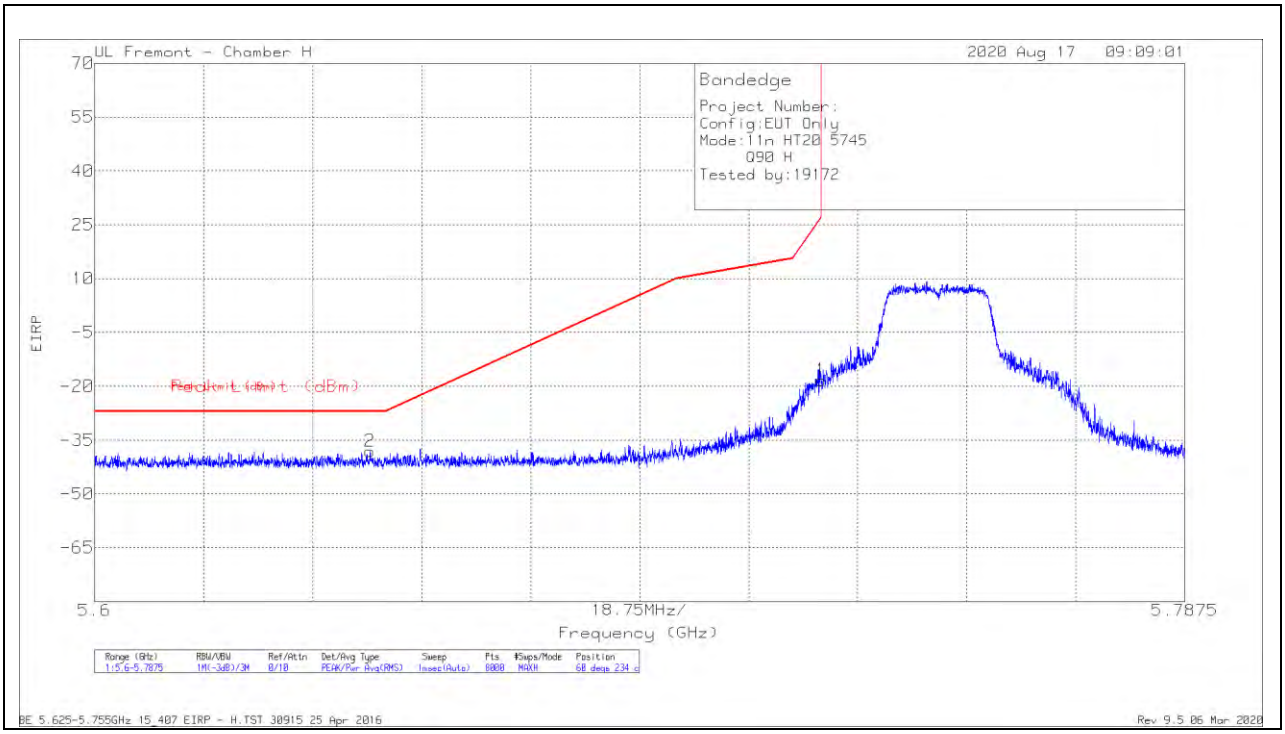

Marker	Frequency (GHz)	Meter Reading (dBm)	Det	AF T863 (dB/m)	Amp/Cbl/Fltr/Pad (dB)	Conversion Factor (dB)	DC Corr (dB)	Corrected Reading EIRP	Peak Limit (dBm)	PK Margin (dB)	Azimuth (Degs)	Height (cm)	Polarity
2	5.64735	-64.03	Pk	35.1	-21	11.8	0	-38.13	-27	-11.13	60	234	H
1	5.72498	-44	Pk	35	-21.1	11.8	0	-18.3	26.96	-45.26	60	234	H

Pk - Peak detector

UL VERIFICATION SERVICES INC.
47173 Benicia Street, Fremont, CA 94538; USA TEL:(510) 319-4000 FAX:(510) 661-0888
This report shall not be reproduced except in full, without the written approval of UL Verification Services Inc.

VERTICAL RESULT

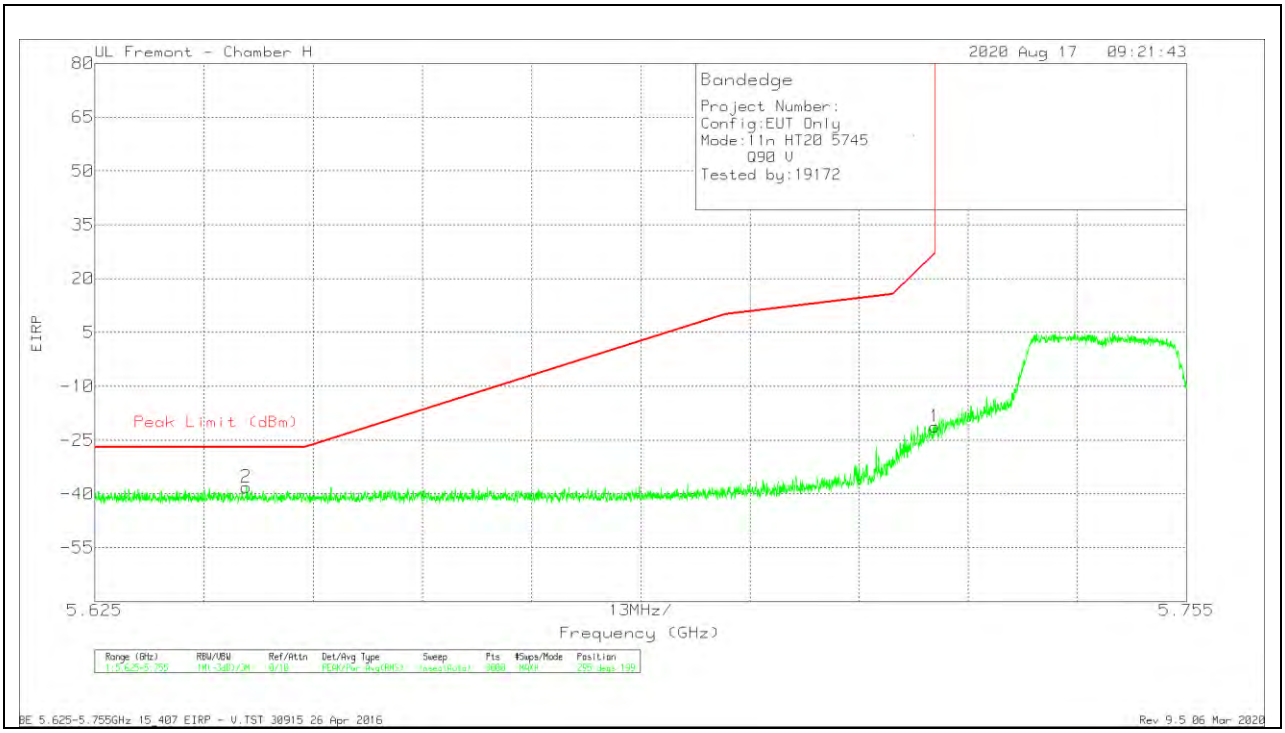

Marker	Frequency (GHz)	Meter Reading (dBm)	Det	AF T863 (dB/m)	Amp/Cbl/Fltr/Pad (dB)	Conversion Factor (dB)	DC Corr (dB)	Corrected Reading EIRP	Peak Limit (dBm)	PK Margin (dB)	Azimuth (Degs)	Height (cm)	Polarity
2	5.64306	-63.98	Pk	35.2	-21.1	11.8	0	-38.08	-27	-11.08	295	199	V
1	5.725	-46.93	Pk	35	-21.1	11.8	0	-21.23	27	-48.23	295	199	V

Pk - Peak detector

UL VERIFICATION SERVICES INC.
47173 Benicia Street, Fremont, CA 94538; USA TEL:(510) 319-4000 FAX:(510) 661-0888
This report shall not be reproduced except in full, without the written approval of UL Verification Services Inc.

BANDEDGE (HIGH CHANNEL)

HORIZONTAL RESULT

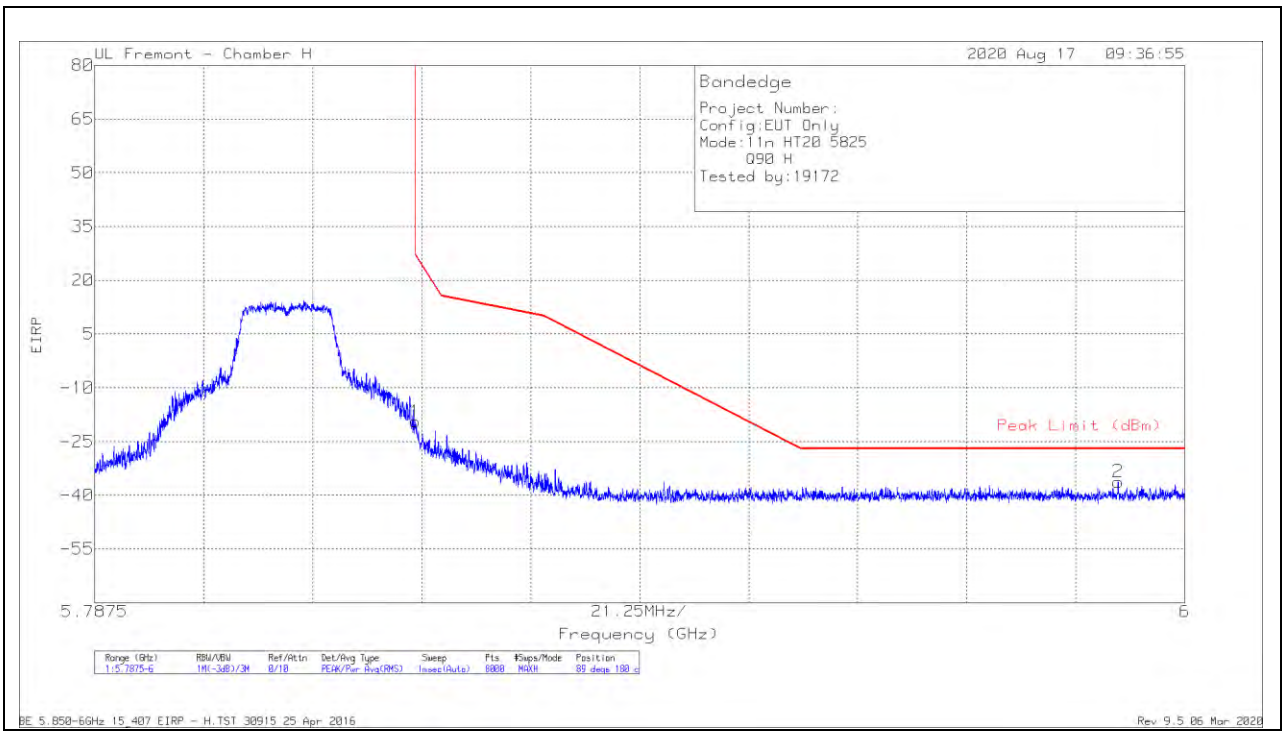

Marker	Frequency (GHz)	Meter Reading (dBm)	Det	AF T863 (dB/m)	Amp/Cbl/Fltr/Pad (dB)	Conversion Factor (dB)	DC Corr (dB)	Corrected Reading EIRP	Peak Limit (dBm)	PK Margin (dB)	Azimuth (Degs)	Height (cm)	Polarity
1	5.85001	-45.56	Pk	35	-20.7	11.8	0	-19.46	26.98	-46.44	89	180	H
2	5.98701	-62.96	Pk	35.2	-20.3	11.8	0	-36.26	-27	-9.26	89	180	H

Pk - Peak detector

UL VERIFICATION SERVICES INC.
47173 Benicia Street, Fremont, CA 94538; USA TEL:(510) 319-4000 FAX:(510) 661-0888
This report shall not be reproduced except in full, without the written approval of UL Verification Services Inc.

VERTICAL RESULT

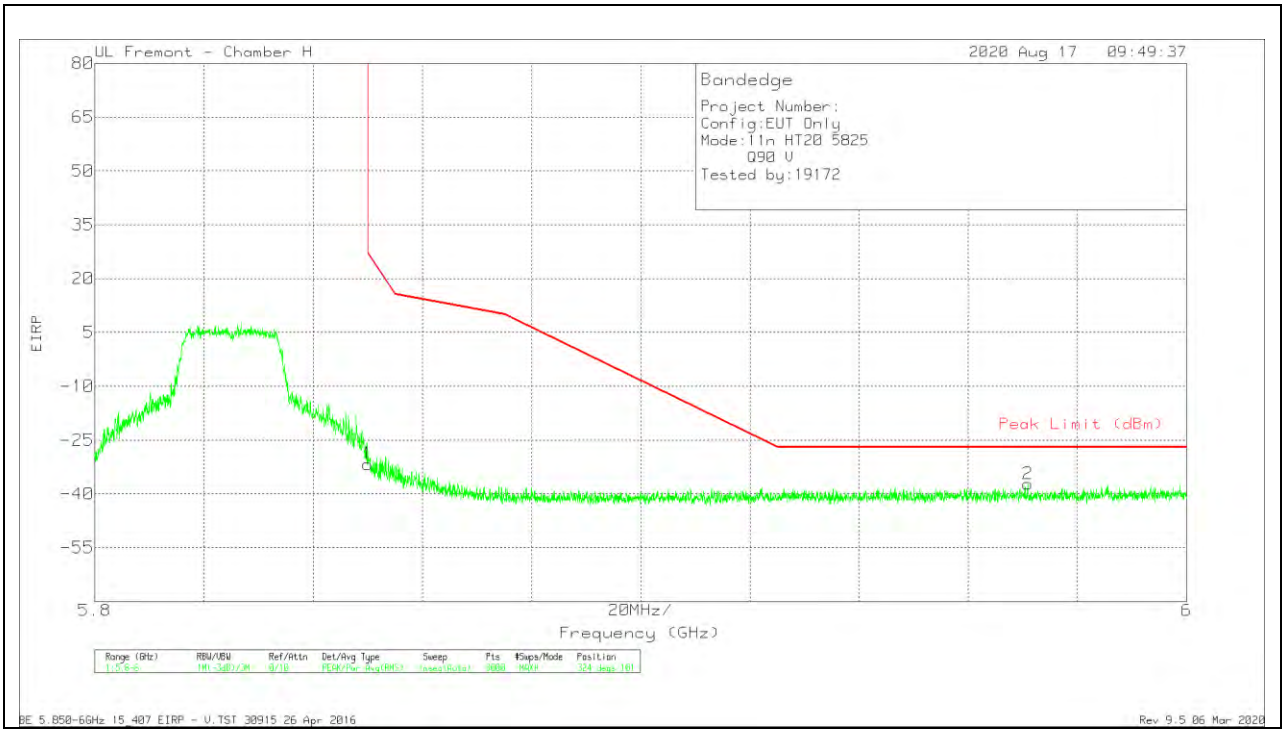

Marker	Frequency (GHz)	Meter Reading (dBm)	Det	AF T863 (dB/m)	Amp/Cbl/Fltr/Pad (dB)	Conversion Factor (dB)	DC Corr (dB)	Corrected Reading EIRP	Peak Limit (dBm)	PK Margin (dB)	Azimuth (Degs)	Height (cm)	Polarity
1	5.85001	-57.79	Pk	35	-20.7	11.8	0	-31.69	26.99	-58.68	324	101	V
2	5.9709	-63.91	Pk	35.2	-20.3	11.8	0	-37.21	-27	-10.21	324	101	V

Pk - Peak detector

UL VERIFICATION SERVICES INC.
47173 Benicia Street, Fremont, CA 94538; USA TEL:(510) 319-4000 FAX:(510) 661-0888
This report shall not be reproduced except in full, without the written approval of UL Verification Services Inc.

1TX ANT 6

BANDEDGE (LOW CHANNEL)

HORIZONTAL RESULT

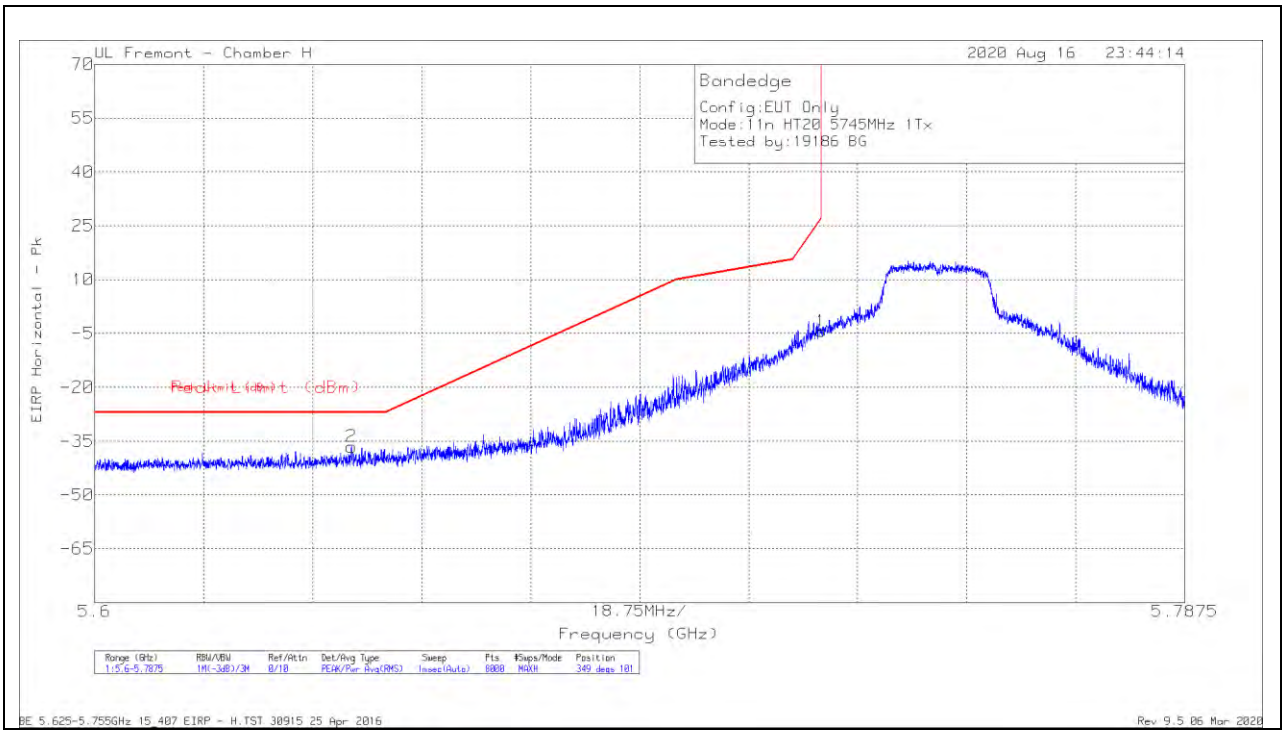

Marker	Frequency (GHz)	Meter Reading (dBm)	Det	AF T863 (dB/m)	Amp/Cbl/Fltr/Pad (dB)	Conversion Factor (dB)	DC Corr (dB)	Corrected Reading EIRP	Peak Limit (dBm)	PK Margin (dB)	Azimuth (Degs)	Height (cm)	Polarity
2	5.64416	-62.46	Pk	35.2	-21.1	11.8	0	-36.56	-27	-9.56	349	101	H
1	5.72498	-30.13	Pk	35	-21.1	11.8	0	-4.43	26.96	-31.39	349	101	H

Pk - Peak detector

UL VERIFICATION SERVICES INC.
47173 Benicia Street, Fremont, CA 94538; USA TEL:(510) 319-4000 FAX:(510) 661-0888
This report shall not be reproduced except in full, without the written approval of UL Verification Services Inc.