TEST REPORT

Report Number: 13179116-E3V2

Applicant	:	APPLE, INC. 1 APPLE PARK WAY CUPERTINO, CA 95014, U.S.A
Model	:	A2172
FCC ID	:	BCG-E3542A
IC	:	579C-E3542A
EUT Description	:	SMARTPHONE
Test Standard(s)	:	FCC 47 CFR PART 15 SUBPART C ISED RSS-247 ISSUE 2 ISED RSS-GEN ISSUE 5

Date Of Issue:
September 08, 2020

Prepared by:
UL Verification Services Inc.
47173 Benicia Street
Fremont, CA 94538 U.S.A.
TEL: (510) 319-4000
FAX: (510) 661-0888

NVLAP TESTING

NVLAP Lab code: 200065-0

REPORT REVISION HISTORY

Rev.	Issue Date	Revisions	Revised By
V1	08/26/2020	Initial issue	Chin Pang
V2	09/08/2020	Address TCB's Questions	Chin Pang

UL VERIFICATION SERVICES INC.
47173 Benicia Street, Fremont, CA 94538; USA TEL:(510) 319-4000 FAX:(510) 661-0888
This report shall not be reproduced except in full, without the written approval of UL Verification Services Inc.

TABLE OF CONTENTS

REPORT REVISION HISTORY **2**

TABLE OF CONTENTS **3**

1. ATTESTATION OF TEST RESULTS **6**

2. TEST SUMMARY **7**

3. TEST METHODOLOGY **7**

4. FACILITIES AND ACCREDITATION **7**

5. DECISION RULES AND MEASUREMENT UNCERTAINTY **8**

5.1. METROLOGICAL TRACEABILITY *8*

5.2. DECISION RULES *8*

5.3. MEASUREMENT UNCERTAINTY *8*

6. EQUIPMENT UNDER TEST **9**

6.1. EUT DESCRIPTION *9*

6.2. MAXIMUM OUTPUT POWER *9*

6.3. DESCRIPTION OF AVAILABLE ANTENNAS *9*

6.4. SOFTWARE AND FIRMWARE *9*

6.5. WORST-CASE CONFIGURATION AND MODE *10*

6.6. DESCRIPTION OF TEST SETUP *11*

7. MEASUREMENT METHOD **16**

8. TEST AND MEASUREMENT EQUIPMENT **17**

9. ANTENNA PORT TEST RESULTS **18**

9.1. ON TIME AND DUTY CYCLE *18*

9.2. 99% BANDWIDTH *20*

9.2.1. HIGH POWER HDR (HDR4) 21
9.2.2. HIGH POWER HDR TXBF (HDR4) 22
9.2.3. HIGH POWER HDR (HDR8) 23
9.2.4. HIGH POWER HDR TXBF (HDR8) 24
9.2.5. LOW POWER HDR (HDR4) 25
9.2.6. LOW POWER HDR TXBF (HDR4) 26
9.2.7. LOW POWER HDR (HDR8) 27
9.2.8. LOW POWER HDR TXBF (HDR8) 28

9.3. 6 dB BANDWIDTH *29*

9.3.1. HIGH POWER HDR (HDR4) 30

9.4. OUTPUT POWER *31*

9.4.1. HIGH POWER HDR (HDR4) 32

UL VERIFICATION SERVICES INC.
47173 Benicia Street, Fremont, CA 94538; USA TEL:(510) 319-4000 FAX:(510) 661-0888
This report shall not be reproduced except in full, without the written approval of UL Verification Services Inc.

9.4.2. HIGH POWER HDR TXBF (HDR4) 32
9.4.3. HIGH POWER HDR (HDR8) 33
9.4.4. HIGH POWER HDR TXBF (HDR8) 33
9.4.5. LOW POWER HDR (HDR4) 34
9.4.6. LOW POWER HDR TXBF (HDR4) 34
9.4.7. LOW POWER HDR (HDR8) 35
9.4.8. LOW POWER HDR TXBF (HDR8) 35

9.5. AVERAGE POWER 36
9.5.1. HIGH POWER HDR (HDR4) 37
9.5.2. HIGH POWER HDR TXBF (HDR4) 37
9.5.3. HIGH POWER HDR (HDR8) 38
9.5.4. HIGH POWER HDR TXBF (HDR8) 38
9.5.5. LOW POWER HDR (HDR4) 39
9.5.6. LOW POWER HDR TXBF (HDR4) 39
9.5.7. LOW POWER HDR (HDR8) 40
9.5.8. LOW POWER HDR TXBF (HDR8) 40

9.6. POWER SPECTRAL DENSITY 41
9.6.1. HIGH POWER HDR (HDR4) 42
9.6.2. HIGH POWER HDR TXBF (HDR4) 43
9.6.3. HIGH POWER HDR (HDR8) 44
9.6.4. HIGH POWER HDR TXBF (HDR8) 45
9.6.5. LOW POWER HDR (HDR4) 46
9.6.6. LOW POWER HDR TXBF (HDR4) 47
9.6.7. LOW POWER HDR (HDR8) 48
9.6.8. LOW POWER HDR TXBF (HDR8) 49

9.7. CONDUCTED SPURIOUS EMISSIONS 50
9.7.1. HIGH POWER HDR (HDR4) 51
9.7.2. HIGH POWER HDR TXBF (HDR4) 53
9.7.3. HIGH POWER HDR (HDR8) 55
9.7.4. HIGH POWER HDR TXBF (HDR8) 57
9.7.5. LOW POWER HDR (HDR4) 59
9.7.6. LOW POWER HDR TXBF (HDR4) 61
9.7.7. LOW POWER HDR (HDR8) 63
9.7.8. LOW POWER HDR TXBF (HDR8) 65

10. RADIATED TEST RESULTS 67

10.1. LIMITS AND PROCEDURE 67

10.2. TRANSMITTER ABOVE 1 GHz 69
10.2.1. HIGH POWER HDR (HDR4) 69
10.2.2. HIGH POWER HDR TXBF (HDR4) 77
10.2.3. HIGH POWER HDR (HDR8) 81
10.2.4. HIGH POWER HDR TXBF (HDR8) 89
10.2.5. LOW POWER HDR (HDR4) 99
10.2.6. LOW POWER HDR TXBF (HDR4) 107
10.2.7. LOW POWER HDR (HDR8) 111
10.2.8. LOW POWER HDR TXBF (HDR8) 119

10.3. WORST CASE BELOW 1 GHz 123

10.4. WORST CASE 18-26 GHz 125

UL VERIFICATION SERVICES INC.
47173 Benicia Street, Fremont, CA 94538; USA TEL:(510) 319-4000 FAX:(510) 661-0888
This report shall not be reproduced except in full, without the written approval of UL Verification Services Inc.

11. AC POWER LINE CONDUCTED EMISSIONS 127

11.1. AC Power Line Host 128

11.2. AC Power Line Norm.....130

12. SETUP PHOTOS 132

UL VERIFICATION SERVICES INC.
47173 Benicia Street, Fremont, CA 94538; USA TEL:(510) 319-4000 FAX:(510) 661-0888
This report shall not be reproduced except in full, without the written approval of UL Verification Services Inc.

1. ATTESTATION OF TEST RESULTS

COMPANY NAME: APPLE INC.
1 APPLE PARK WAY
CUPERTINO, CA 95014, U.S.A

EUT DESCRIPTION: SMARTPHONE

MODEL: A2172

SERIAL NUMBER: G6TCN05SQ5HH, G6TCN01JQ5HL

DATE TESTED: APRIL 28, 2020 – AUGUST 10, 2020

APPLICABLE STANDARDS	
STANDARD	**TEST RESULTS**
CFR 47 Part 15 Subpart C	Complies
ISED RSS-247 Issue 2	Complies
ISED RSS-GEN Issue 5	Complies

UL Verification Services Inc. tested the above equipment in accordance with the requirements set forth in the above standards. The test results show that the equipment tested is capable of demonstrating compliance with the requirements as documented in this report.

The results documented in this report apply only to the tested sample, under the conditions and modes of operation as described herein. It is the manufacturer's responsibility to assure that additional production units of this model are manufactured with identical electrical and mechanical components. All samples tested were in good operating condition throughout the entire test program. Measurement Uncertainties are published for informational purposes only and were not taken into account unless noted otherwise.

This document may not be altered or revised in any way unless done so by UL Verification Services Inc. and all revisions are duly noted in the revisions section. Any alteration of this document not carried out by UL Verification Services Inc. will constitute fraud and shall nullify the document. This report must not be used by the client to claim product certification, approval, or endorsement by NVLAP, NIST, any agency of the Federal Government, or any agency of the U.S. government.

Approved & Released For
UL Verification Services Inc. By:

Chin Pang
Senior Engineer
Consumer Technology Division
UL Verification Services Inc.

Prepared By:

Jingang Li
Test Engineer
Consumer Technology Division
UL Verification Services Inc.

UL VERIFICATION SERVICES INC.
47173 Benicia Street, Fremont, CA 94538; USA TEL:(510) 319-4000 FAX:(510) 661-0888
This report shall not be reproduced except in full, without the written approval of UL Verification Services Inc.

2. TEST SUMMARY

FCC Clause	ISED Clause	Requirement	Result	Comment
See Comment		Duty Cycle	Reporting purposes only	ANSI C63.10 Section 11.6.
-	RSS-GEN 6.7	99% OBW	Reporting purposes only	ANSI C63.10 Section 6.9.3.
15.247 (a) (2)	RSS-247 5.2 (a)	6dB BW	Complies	None.
15.247 (b) (3)	RSS-247 5.4 (d)	Output Power	Complies	None.
See Comment		Average power	Reporting purposes only	Per ANSI C63.10, Section 11.9.2.3.2.
15.247 (e)	RSS-247 5.2 (b)	PSD	Complies	None.
15.247 (d)	RSS-247 5.5	Conducted Spurious Emissions	Complies	None.
15.209, 15.205	RSS-GEN 8.9, 8.10	Radiated Emissions	Complies	None.
15.207	RSS-Gen 8.8	AC Mains Conducted Emissions	Complies	None.

3. TEST METHODOLOGY

The tests documented in this report were performed in accordance with FCC CFR 47 Part 2, FCC CFR 47 Part 15, ANSI C63.10-2013, KDB 558074 D01 15.247 Meas Guidance v05r02, KDB662911, RSS-GEN Issue 5, and RSS-247 Issue 2.

4. FACILITIES AND ACCREDITATION

The test sites and measurement facilities used to collect data are located at 47173 and 47266 Benicia Street, and 47658 Kato Road, Fremont, California, USA. Line conducted emissions are measured only at the 47173 address. The following table identifies which facilities were utilized for radiated emission measurements documented in this report. Specific facilities are also identified in the test results sections.

47173 Benicia Street	47266 Benicia Street	47658 Kato Rd.
☐ Chamber A (IC:2324B-1)	☐ Chamber D (IC:22541-1)	☒ Chamber I (IC: 2324A-5)
☐ Chamber B (IC:2324B-2)	☐ Chamber E (IC:22541-2)	☐ Chamber J (IC: 2324A-6)
☐ Chamber C (IC:2324B-3)	☐ Chamber F (IC:22541-3)	☐ Chamber K (IC: 2324A-1)
	☐ Chamber G (IC:22541-4)	☒ Chamber L (IC: 2324A-3)
	☒ Chamber H (IC:22541-5)	☐ Chamber M (IC: 2324A-2)

The above test sites and facilities are covered under FCC Test Firm Registration # 208313. Chambers above are covered under Industry Canada company address and respective code: 2324A.
UL Verification Services Inc. is accredited by NVLAP, Laboratory Code 200065-0

UL VERIFICATION SERVICES INC.
47173 Benicia Street, Fremont, CA 94538; USA TEL:(510) 319-4000 FAX:(510) 661-0888
This report shall not be reproduced except in full, without the written approval of UL Verification Services Inc.

5. DECISION RULES AND MEASUREMENT UNCERTAINTY

5.1. METROLOGICAL TRACEABILITY

All test and measuring equipment utilized to perform the tests documented in this report are calibrated on a regular basis, with a maximum time between calibrations of one year or the manufacturers' recommendation, whichever is less, and where applicable is traceable to recognized national standards.

5.2. DECISION RULES

The Decision Rule is based on Simple Acceptance in accordance with ISO Guide 98-4:2012 Clause 8.2. (Measurement uncertainty is not taken into account when stating conformity with a specified requirement.)

5.3. MEASUREMENT UNCERTAINTY

Where relevant, the following measurement uncertainty levels have been estimated for tests performed on the apparatus:

PARAMETER	U_{LAB}
Worst Case Conducted Disturbance, 9KHz to 0.15 MHz	3.39 dB
Worst Case Conducted Disturbance, 0.15 to 30 MHz	3.07 dB
Worst Case Radiated Disturbance, 9KHz to 30 MHz	2.52 dB
Worst Case Radiated Disturbance, 30 to 1000 MHz	4.88 dB
Worst Case Radiated Disturbance, 1000 to 18000 MHz	4.24 dB
Worst Case Radiated Disturbance, 18000 to 26000 MHz	4.37 dB
Worst Case Radiated Disturbance, 26000 to 40000 MHz	5.17 dB

Uncertainty figures are valid to a confidence level of 95%.

UL VERIFICATION SERVICES INC.
47173 Benicia Street, Fremont, CA 94538; USA TEL:(510) 319-4000 FAX:(510) 661-0888
This report shall not be reproduced except in full, without the written approval of UL Verification Services Inc.

6. EQUIPMENT UNDER TEST

6.1. EUT DESCRIPTION

The Apple iPhone is a smartphone with multimedia functions (music, application support, and video), cellular GSM, GPRS, EGPRS, UMTS, LTE, 5G, CDMA, IEEE 802.11a/b/g/n/ac/ax, Bluetooth, Ultra-Wideband, GPS, NFC and WPT. All models support at least one UICC based SIM. The second SIM is either an UICC based p-SIM (physical SIM) or e-SIM (electronic SIM). The device supports a built-in inductive charging transmitter and receiver. The rechargeable battery is not user accessible.

6.2. MAXIMUM OUTPUT POWER

The transmitter has a maximum peak conducted output power as follows:

Antenna	Configuration	Frequency Range (MHz)	Mode	Output Power (dBm)	Output Power (mW)
ANT 4	High Power	2404 - 2478	HDR4	14.49	28.12
	Low Power			9.01	7.96
	High Power		HDR8	14.46	27.93
	Low Power			9.01	7.96
ANT 3	High Power	2404 - 2478	HDR4	14.48	28.05
	Low Power			9.03	8.00
	High Power		HDR8	14.50	28.18
	Low Power			9.05	8.04
BF, ANT 4 + ANT 3	High Power	2404 - 2478	HDR4	17.51	56.36
	Low Power			12.01	15.89
	High Power		HDR8	17.44	55.46
	Low Power			12.07	16.11

6.3. DESCRIPTION OF AVAILABLE ANTENNAS

Frequency Range (GHz)	ANT 4 (dBi)	ANT 3 (dBi)
2.4	-2.1	-0.3

6.4. SOFTWARE AND FIRMWARE

The EUT firmware installed during testing was FW Version: 18.1.148.558

UL VERIFICATION SERVICES INC.
47173 Benicia Street, Fremont, CA 94538; USA TEL:(510) 319-4000 FAX:(510) 661-0888
This report shall not be reproduced except in full, without the written approval of UL Verification Services Inc.

6.5. WORST-CASE CONFIGURATION AND MODE

The EUT was investigated in three orthogonal orientations X, Y and Z on ANT 4 and ANT 3, it was determined that X (Flatbed) was the worst-case orientation for ANT 4 and 2TX Beamforming and Y (Landscape) orientation for ANT 3.

Radiated band edge, harmonic, and spurious emissions from 1GHz to 18GHz were performed with the EUT set to transmit at highest power on Low/Middle/High channels.

Radiated emissions below 1GHz, 18-26GHz and power line conducted emissions were performed with the EUT transmits at the channel with the highest output power as worst-case scenario.

For below 1GHz tests were performed with EUT connected to AC power adapter as the worst case; and for above 1GHz, the worst-case configuration reported was tested with EUT only. For AC line conducted emission, test was investigated with AC power adapter and with laptop. There were no emissions found below 30MHz within 20dB of the limit.

There are two vendors of the WiFi/Bluetooth radio modules: variant 1 and variant 2. The Wi-Fi/Bluetooth radio modules have the same mechanical outline (e.g., the same package dimension and pin-out layout), use the same on-board antenna matching circuit, have an identical antenna structure, and are built and tested to conform to the same specifications and to operate within the same tolerances.

Baseline testing was performed on the two variants to determine the worst case on all conducted power and radiated emissions.

UL VERIFICATION SERVICES INC.
47173 Benicia Street, Fremont, CA 94538; USA TEL:(510) 319-4000 FAX:(510) 661-0888
This report shall not be reproduced except in full, without the written approval of UL Verification Services Inc.

6.6. DESCRIPTION OF TEST SETUP

SUPPORT TEST EQUIPMENT				
Description	**Manufacturer**	**Model**	**Serial Number**	**FCC ID/ DoC**
Laptop	Apple	A1398	C02PM012G3QD	DQS-BRCM1069
Laptop AC/DC adapter	Liteon Technology	PA-1450-BA1	B123	N/A
EUT AC/DC adapter	Apple	A1385	D29325SM03XDHLHC9	N/A

I/O CABLES (RF CONDUCTED TEST)						
Cable No.	**Port**	**# of Identical Ports**	**Connector Type**	**Cable Type**	**Cable Length (m)**	**Remarks**
1	Antenna	1	SMA	Un-shielded	0.2	To spectrum Analyzer
2	USB	1	USB	Shielded	1.0	N/A
3	AC	1	AC	Un-shielded	2	N/A

I/O CABLES (RF RADIATED TEST)						
Cable No.	**Port**	**# of Identical Ports**	**Connector Type**	**Cable Type**	**Cable Length (m)**	**Remarks**
1	AC	1	AC	Un-shielded	2	N/A
2	USB	1	USB	Un-shielded	1	N/A

TEST SETUP

The EUT setup is shown as below. Test software exercised the radio card.

UL VERIFICATION SERVICES INC.
47173 Benicia Street, Fremont, CA 94538; USA TEL:(510) 319-4000 FAX:(510) 661-0888
This report shall not be reproduced except in full, without the written approval of UL Verification Services Inc.

SETUP DIAGRAM FOR CONDUCTED TESTS

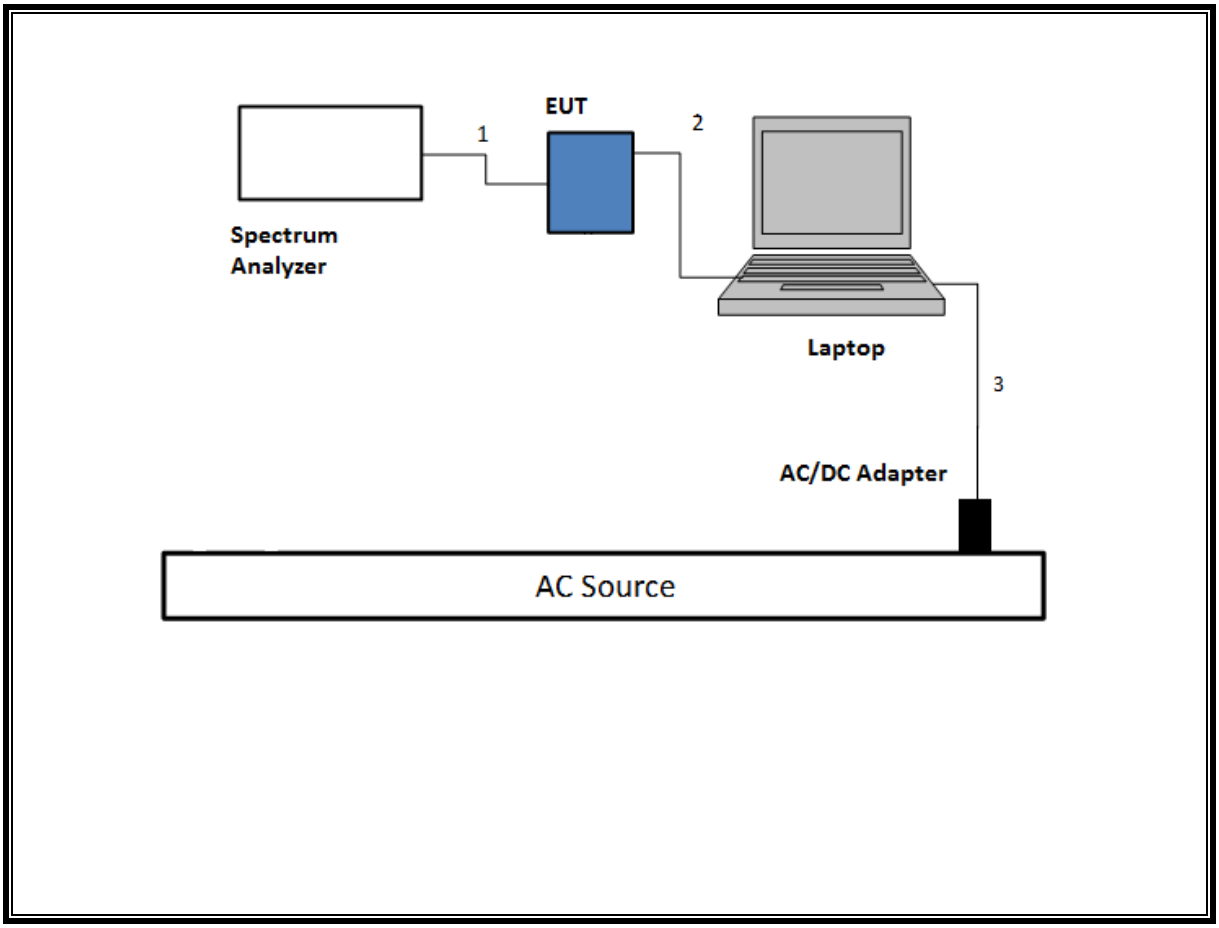

UL VERIFICATION SERVICES INC.
47173 Benicia Street, Fremont, CA 94538; USA TEL:(510) 319-4000 FAX:(510) 661-0888
This report shall not be reproduced except in full, without the written approval of UL Verification Services Inc.

SETUP DIAGRAM FOR RADIATED TESTS Above 1 GHz

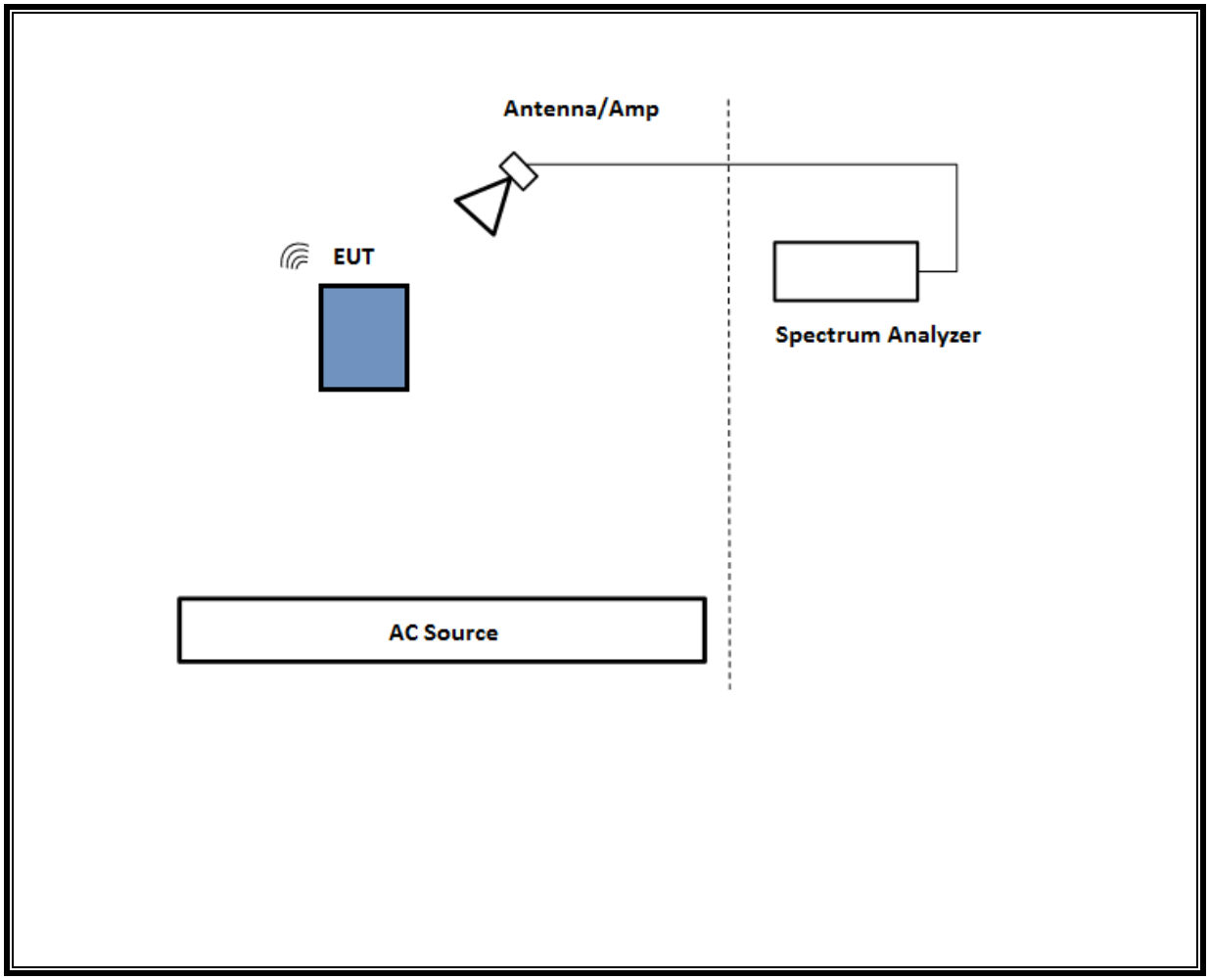

UL VERIFICATION SERVICES INC.
47173 Benicia Street, Fremont, CA 94538; USA TEL:(510) 319-4000 FAX:(510) 661-0888
This report shall not be reproduced except in full, without the written approval of UL Verification Services Inc.

SETUP DIAGRAM FOR Below 1GHz and AC LINE CONDUCTED TEST

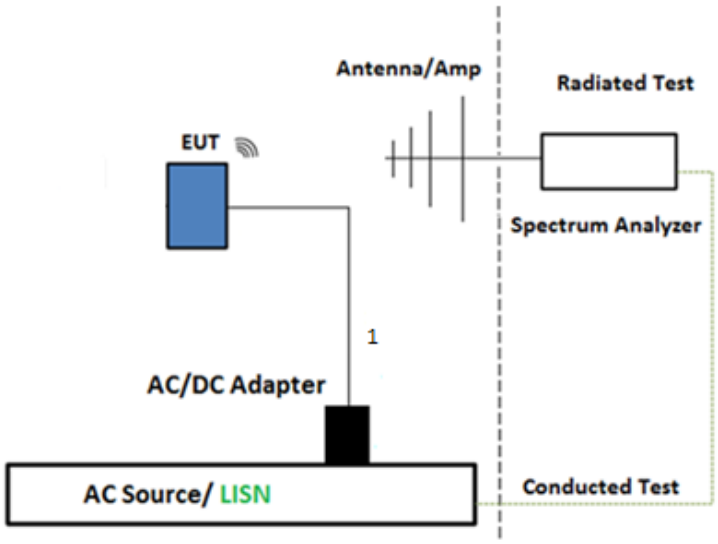

UL VERIFICATION SERVICES INC.
47173 Benicia Street, Fremont, CA 94538; USA TEL:(510) 319-4000 FAX:(510) 661-0888
This report shall not be reproduced except in full, without the written approval of UL Verification Services Inc.

TEST SETUP- AC LINE CONDUCTED: LAPTOP CONFIGURATION

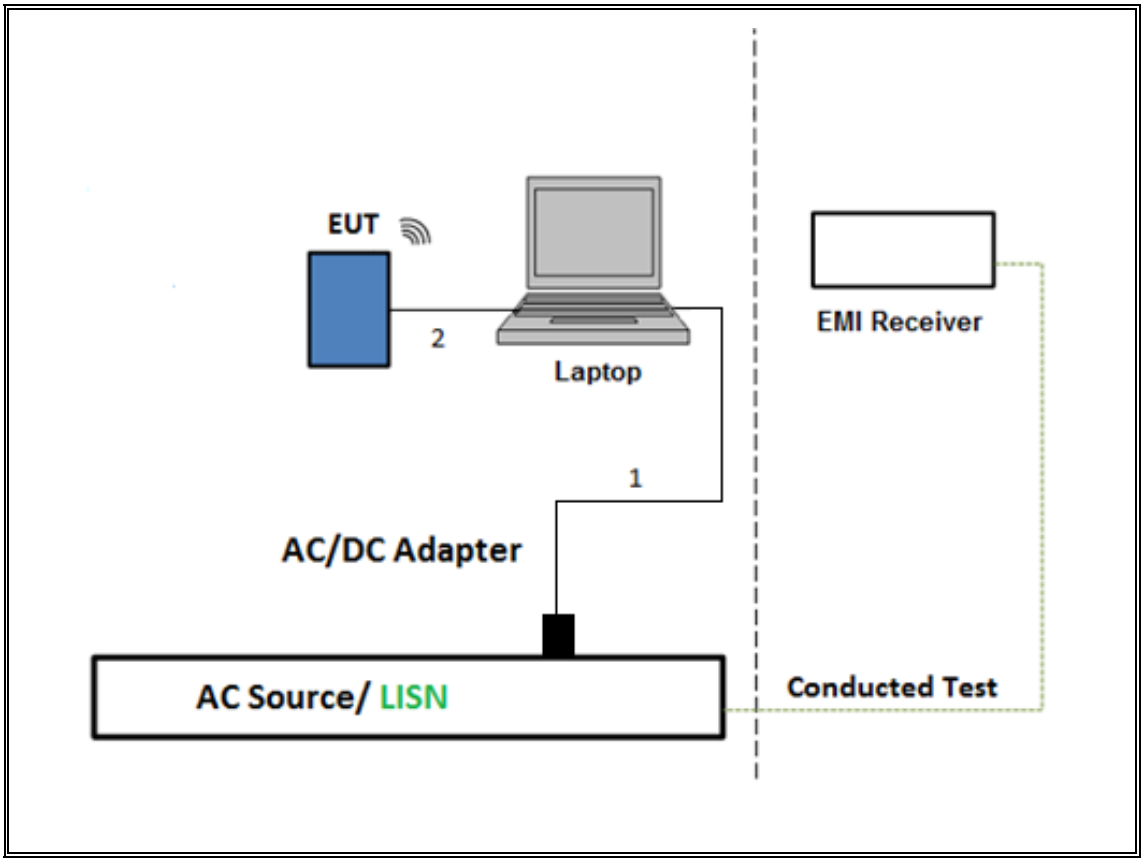

UL VERIFICATION SERVICES INC.
47173 Benicia Street, Fremont, CA 94538; USA TEL:(510) 319-4000 FAX:(510) 661-0888
This report shall not be reproduced except in full, without the written approval of UL Verification Services Inc.

7. MEASUREMENT METHOD

On Time and Duty Cycle: KDB 558074 D01 v05r02, Section 6.

6 dB BW: ANSI C63.10 Subclause -11.8.1 RBW ≥ DTS BW

Occupied BW (99%): ANSI C63.10-2013 Section 6.9.3

Output Power: ANSI C63.10 Subclause -11.9.1.3 Method PKPM1 Peak-reading power meter

Output Power: ANSI C63.10 Subclause -11.9.2.3.2 Measurement using gated average power meter.

PSD: ANSI C63.10 Subclause -11.10.2 Method PKPSD (peak PSD)

Radiated emissions restricted frequency bands: ANSI C63.10 Subclause -11.12.1 & Clause 13

Conducted emissions in restricted frequency bands: ANSI C63.10 Subclause -11.12.2

Band-edge: ANSI C63.10 Subclause -11.13.3.2 & Clause 13: Integration method -Peak detection

Band-edge: ANSI C63.10 Subclause -11.13.3.3 & Clause 13: Integration method -Trace averaging with continuous transmission at full power

AC Power Line Conducted Emissions: ANSI C63.10-2013, Section 6.2.

Radiated emissions non-restricted frequency bands ANSI C63.10 Subclause – 11.11 & Clause 13

Radiated Spurious Emissions Below 30MHz: ANSI C63.10-2013 Section 6.4 & 13

NOTE: All conducted antenna port tests for Beamforming applied the same test procedures as HDR normal modes.

UL VERIFICATION SERVICES INC.
47173 Benicia Street, Fremont, CA 94538; USA TEL:(510) 319-4000 FAX:(510) 661-0888
This report shall not be reproduced except in full, without the written approval of UL Verification Services Inc.

8. TEST AND MEASUREMENT EQUIPMENT

The following test and measurement equipment was utilized for the tests documented in this report:

TEST EQUIPMENT LIST					
Description	**Manufacturer**	**Model**	**ID Num**	**Cal Due**	**Last Cal**
Spectrum Analyzer, PXA, 3Hz to 44GHz	Keysight Technologies Inc	N9030A-544	T1210	01/21/2021	01/21/2020
Antenna, Horn 1-18GHz	ETS-Lindgren	3117	T863	11/01/2020	11/01/2019
Amplifier, 1 to 18GHz, 35dB	Miteq	AFS42-00101800-25-S-42	T1567	1/24/2021	1/24/2020
Antenna, Broadband Hybrid, 30MHz to 2000MHz	Sunol Sciences Corp.	JB3	T900	02/05/2021	02/05/2020
Amplifier, 9KHz to 1GHz, 32dB	SONOMA INSTRUMENT	310N	T835	01/23/2021	01/23/2020
EMI TEST RECEIVER	Rohde & Schwarz	ESW44	PRE0179522	02/20/2021	02/20/2020
Antenna, Horn 1-18GHz	ETS-Lindgren	3117	T346	07/20/2021	07/20/2020
RF Amplifier, 1-18GHz	MITEQ	AFS42-00101800-25-S-42	171460	05/06/2021	05/06/2020
EMI TEST RECEIVER	Rohde & Schwarz	ESW44	PRE0179367	02/26/2021	02/26/2020
Antenna, Horn 1-18GHz	ETS Lindgren	3117	T346	07/20/2021	07/20/2020
Amplifier, 1 to 18GHz, 35dB	AMPLICAL	AMP1G18-35	T1569	01/30/2021	01/30/2020
Antenna, Horn 1-18GHz	ETS-Lindgren	3117	T344	5/26/2021	5/26/2020
Amplifier, 1 to 18GHz, 35dB	Miteq	AFS42-00101800-25-S-42	T1568	04/14/2021	04/14/2020
EMI Test Receiver	Rohde & Schwarz	ESW44	PRE0179522	02/20/2021	02/20/2020
Antenna Horn, 18 to 26GHz	ARA	SWH-28	T125	04/17/2021	04/17/2020
Pre-Amp 18-26GHz	Agilent Technology	8449B	T404	04/08/2021	04/08/2020
Antenna, Active Loop 9KHz to 30MHz	ETS-Lindgren	6502	T757	10/01/2020	10/01/2019
Power Meter, P-series single channel	Keysight	N1911A	PRE0177682	01/21/2021	01/21/2020
Power Sensor	Keysight	N1921A	T1226	02/13/2021	02/13/2020
Spectrum Analyzer, PXA, 3Hz to 44GHz	Agilent (Keysight) Technologies	N9030A	T339	01/21/2021	01/21/2020
Spectrum Analyzer, PXA, 3Hz to 44GHz	Keysight Technologies Inc	N9030A	T908	05/05/2021	05/05/2020

AC Line Conducted					
Description	**Manufacturer**	**Model**	**ID Num**	**Cal Due**	**Last Cal**
EMI TEST RECEIVER	Rohde & Schwarz	ESR	T1436	02/20/2021	02/20/2020
Power Cable, Line Conducted Emissions	UL	PR1	T861	10/27/2020	10/27/2019
LISN for Conducted Emissions CISPR-16	FISCHER CUSTOM COMMUNICATIONS	FCC-LISN-50/250-25-2-01	PRE0186446	01/23/2021	01/23/2020
UL AUTOMATION SOFTWARE					
Radiated Software	UL	UL EMC	Rev 9.5, 30 Apr, 2020		
Conducted Software	UL	UL EMC	AP2020.8.6		
AC Line Conducted Software	UL	UL EMC	Rev 9.5, 21 Feb 2020		

*Testing is completed before equipment expiration date.

UL VERIFICATION SERVICES INC.
47173 Benicia Street, Fremont, CA 94538; USA TEL:(510) 319-4000 FAX:(510) 661-0888
This report shall not be reproduced except in full, without the written approval of UL Verification Services Inc.

9. ANTENNA PORT TEST RESULTS

9.1. ON TIME AND DUTY CYCLE

LIMITS

None; for reporting purposes only.

PROCEDURE

KDB 558074 Zero-Span Spectrum Analyzer Method.

ON TIME AND DUTY CYCLE RESULTS

Mode	ON Time B (msec)	Period (msec)	Duty Cycle x (linear)	Duty Cycle (%)	Duty Cycle Correction Factor (dB)	1/B Minimum VBW (kHz)
2.4GHz Band						
HDR4	5.994	5.994	1.000	100.00	0.00	0.010
HDR8	5.105	5.105	1.000	100.00	0.00	0.010
HDR4, TXBF	5.182	5.182	1.000	100.00	0.00	0.010
HDR8, TXBF	6.020	6.020	1.000	100.00	0.00	0.010

UL VERIFICATION SERVICES INC.
47173 Benicia Street, Fremont, CA 94538; USA TEL:(510) 319-4000 FAX:(510) 661-0888
This report shall not be reproduced except in full, without the written approval of UL Verification Services Inc.

DUTY CYCLE PLOTS

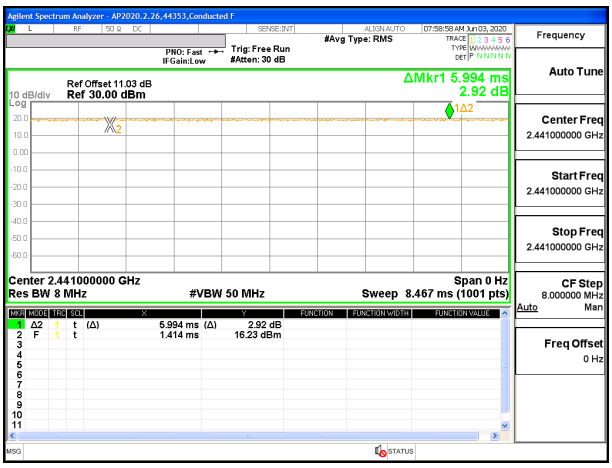

DUTY CYCLE HDR4

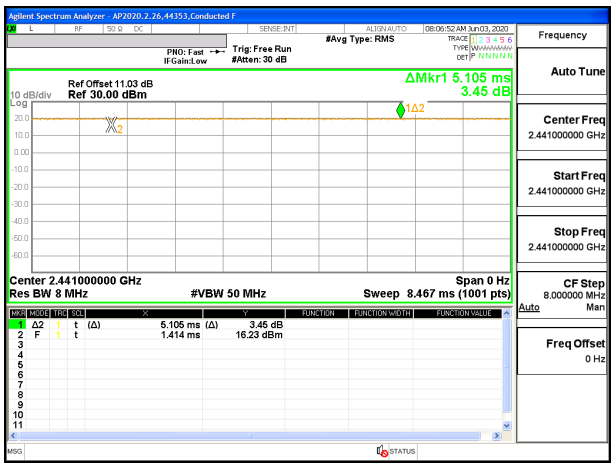

DUTY CYCLE HDR8

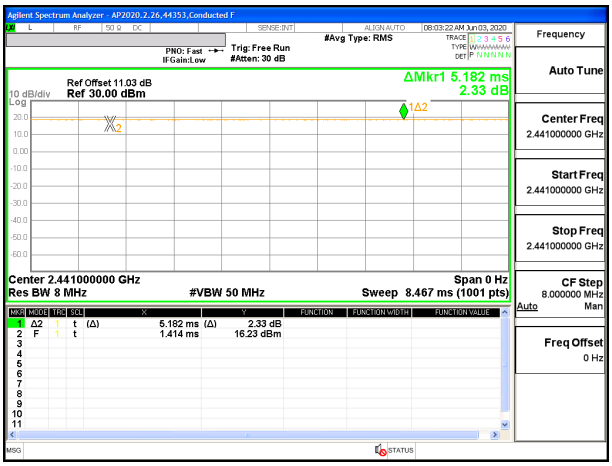

DUTY CYCLE HDR4 TXBF

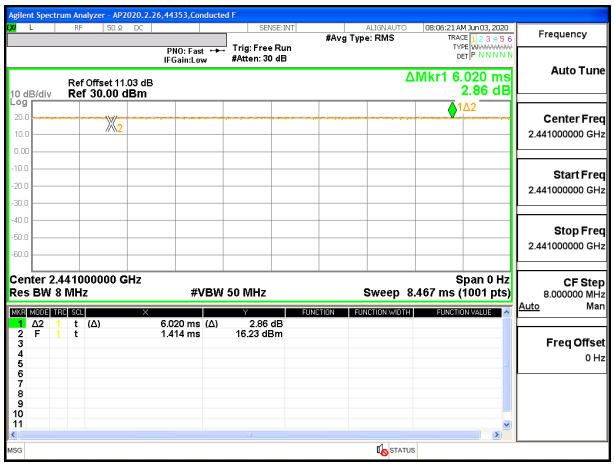

DUTY CYCLE HDR8 TXBF

UL VERIFICATION SERVICES INC.
47173 Benicia Street, Fremont, CA 94538; USA TEL:(510) 319-4000 FAX:(510) 661-0888
This report shall not be reproduced except in full, without the written approval of UL Verification Services Inc.

9.2. 99% BANDWIDTH

LIMITS

None; for reporting purposes only.

RESULTS

UL VERIFICATION SERVICES INC.
47173 Benicia Street, Fremont, CA 94538; USA TEL:(510) 319-4000 FAX:(510) 661-0888
This report shall not be reproduced except in full, without the written approval of UL Verification Services Inc.

9.2.1. HIGH POWER HDR (HDR4)

ANT 4

Channel	Frequency (MHz)	99% Bandwidth (MHz)
Low	2404	2.269
Middle	2441	2.316
High	2478	2.318

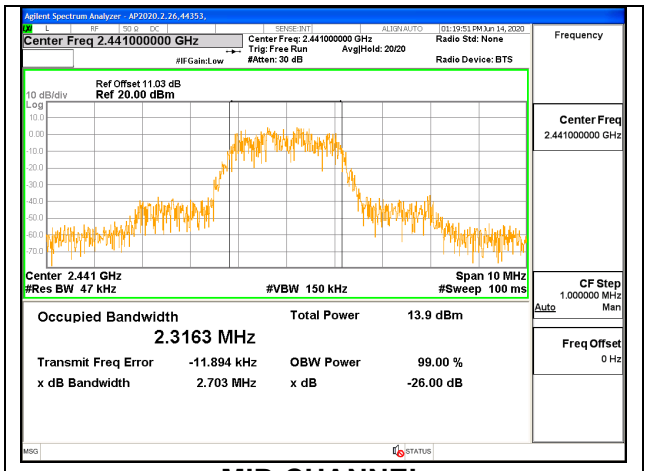

MID CHANNEL

LAT3

Channel	Frequency (MHz)	99% Bandwidth (MHz)
Low	2404	2.332
Middle	2441	2.296
High	2478	2.367

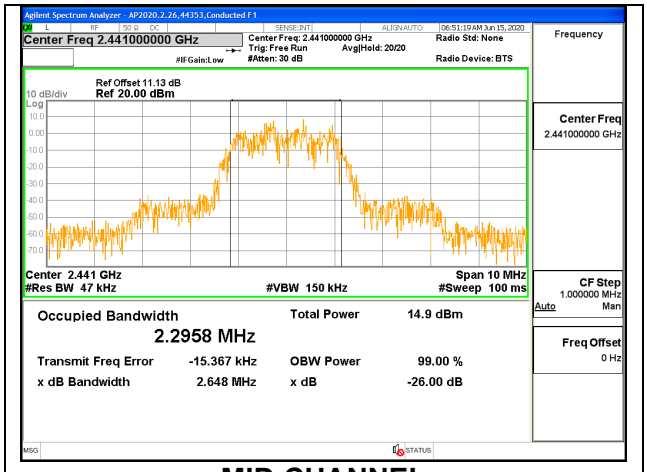

MID CHANNEL

UL VERIFICATION SERVICES INC.
47173 Benicia Street, Fremont, CA 94538; USA TEL:(510) 319-4000 FAX:(510) 661-0888
This report shall not be reproduced except in full, without the written approval of UL Verification Services Inc.

9.2.2. HIGH POWER HDR TXBF (HDR4)

Channel	Frequency (MHz)	99% Bandwidth ANT 4 (MHz)	99% Bandwidth ANT 3 (MHz)
Low	2404	2.303	2.305
Middle	2441	2.342	2.379
High	2478	2.260	2.290

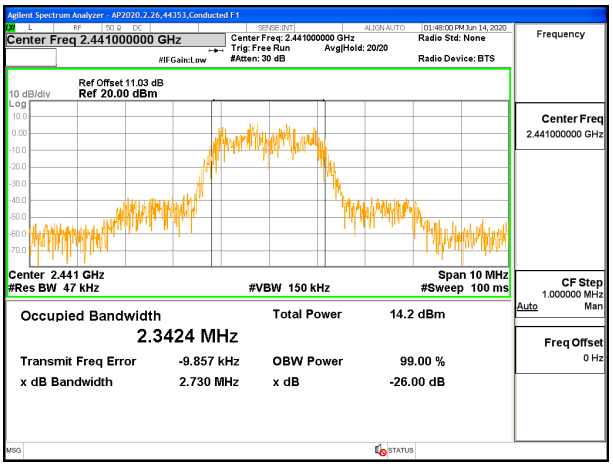

MID CHANNEL ANT 4

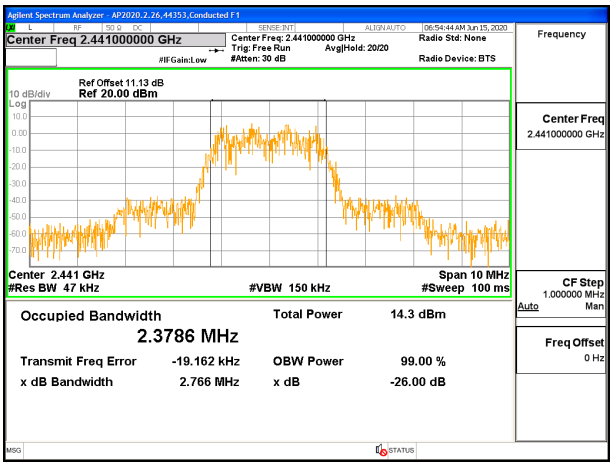

MID CHANNEL ANT 3

UL VERIFICATION SERVICES INC.
47173 Benicia Street, Fremont, CA 94538; USA TEL:(510) 319-4000 FAX:(510) 661-0888
This report shall not be reproduced except in full, without the written approval of UL Verification Services Inc.

9.2.3. HIGH POWER HDR (HDR8)

ANT 4

Channel	Frequency (MHz)	99% Bandwidth (MHz)
Low	2404	4.551
Middle	2441	4.609
High	2478	4.630

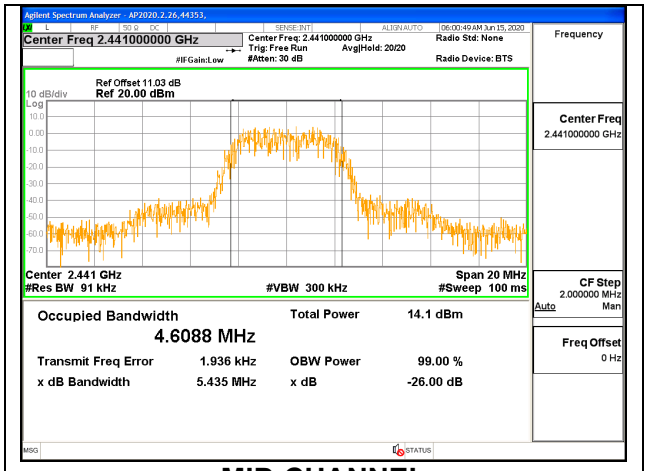

MID CHANNEL

ANT 3

Channel	Frequency (MHz)	99% Bandwidth (MHz)
Low	2404	4.587
Middle	2441	4.593
High	2478	4.699

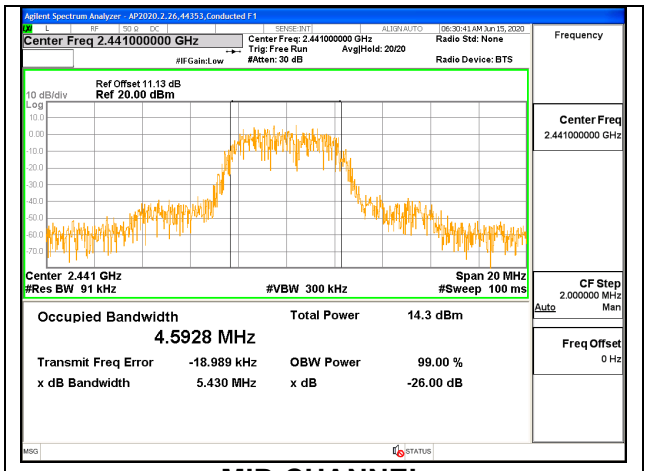

MID CHANNEL

UL VERIFICATION SERVICES INC.
47173 Benicia Street, Fremont, CA 94538; USA TEL:(510) 319-4000 FAX:(510) 661-0888
This report shall not be reproduced except in full, without the written approval of UL Verification Services Inc.

9.2.4. HIGH POWER HDR TXBF (HDR8)

Channel	Frequency (MHz)	99% Bandwidth ANT 4 (MHz)	99% Bandwidth ANT 3 (MHz)
Low	2404	4.542	4.713
Middle	2441	4.579	4.644
High	2478	4.664	4.696

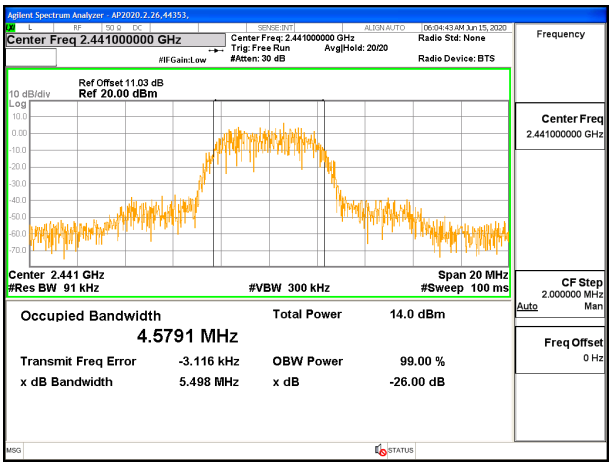

MID CHANNEL ANT 4

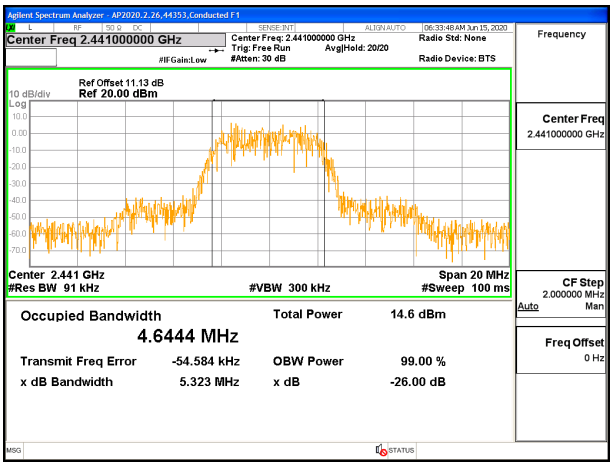

MID CHANNEL ANT 3

UL VERIFICATION SERVICES INC.
47173 Benicia Street, Fremont, CA 94538; USA TEL:(510) 319-4000 FAX:(510) 661-0888
This report shall not be reproduced except in full, without the written approval of UL Verification Services Inc.

9.2.5. LOW POWER HDR (HDR4)

ANT 4

Channel	Frequency (MHz)	99% Bandwidth (MHz)
Low	2404	2.377
Middle	2441	2.303
High	2478	2.302

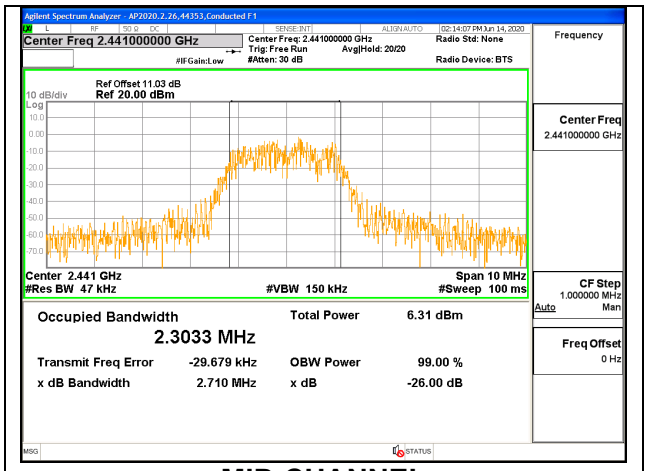

MID CHANNEL

LAT3

Channel	Frequency (MHz)	99% Bandwidth (MHz)
Low	2404	2.309
Middle	2441	2.352
High	2478	2.301

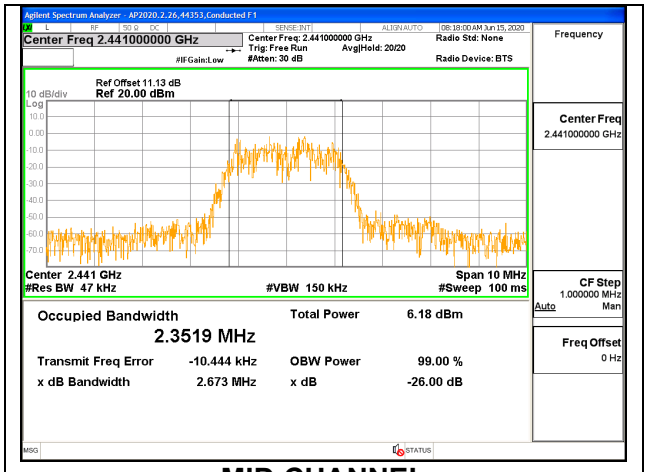

MID CHANNEL

UL VERIFICATION SERVICES INC.
47173 Benicia Street, Fremont, CA 94538; USA TEL:(510) 319-4000 FAX:(510) 661-0888
This report shall not be reproduced except in full, without the written approval of UL Verification Services Inc.

9.2.6. LOW POWER HDR TXBF (HDR4)

Channel	Frequency (MHz)	99% Bandwidth ANT 4 (MHz)	99% Bandwidth ANT 3 (MHz)
Low	2404	2.316	2.300
Middle	2441	2.316	2.352
High	2478	2.344	2.356

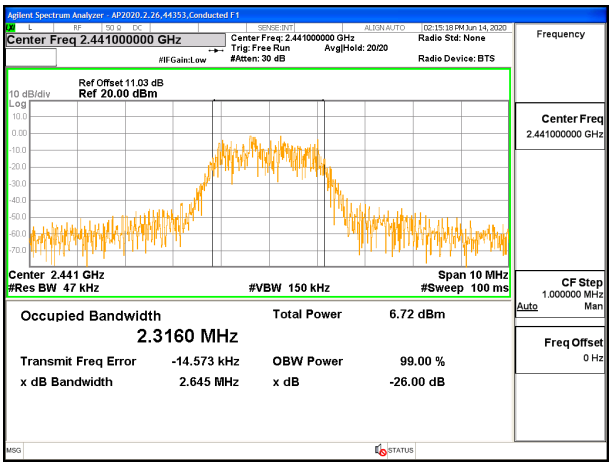

MID CHANNEL ANT 4

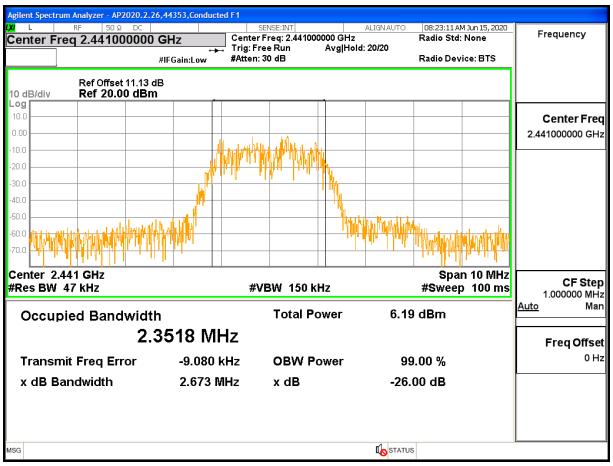

MID CHANNEL ANT 3

UL VERIFICATION SERVICES INC.
47173 Benicia Street, Fremont, CA 94538; USA TEL:(510) 319-4000 FAX:(510) 661-0888
This report shall not be reproduced except in full, without the written approval of UL Verification Services Inc.

9.2.7. LOW POWER HDR (HDR8)

ANT 4

Channel	Frequency (MHz)	99% Bandwidth (MHz)
Low	2404	4.610
Middle	2441	4.607
High	2478	4.711

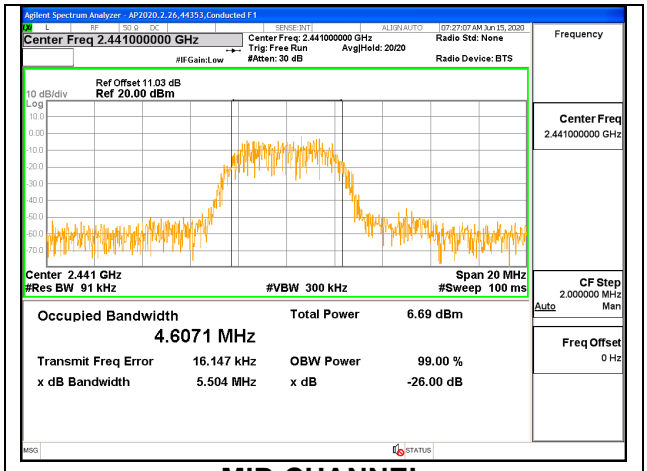

MID CHANNEL

LAT3

Channel	Frequency (MHz)	99% Bandwidth (MHz)
Low	2404	4.615
Middle	2441	4.630
High	2478	4.661

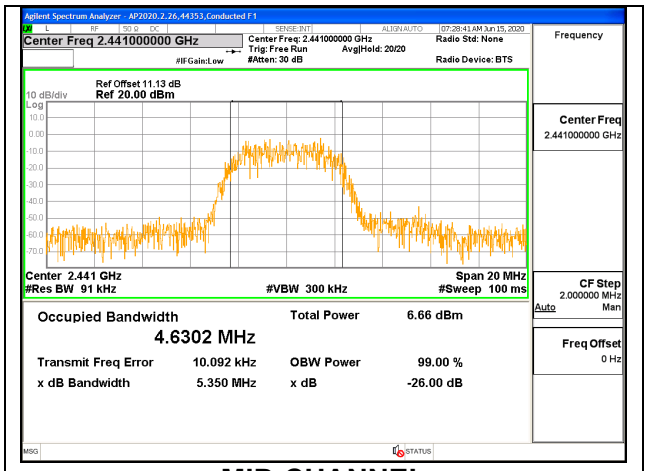

MID CHANNEL

UL VERIFICATION SERVICES INC.
47173 Benicia Street, Fremont, CA 94538; USA TEL:(510) 319-4000 FAX:(510) 661-0888
This report shall not be reproduced except in full, without the written approval of UL Verification Services Inc.

9.2.8. LOW POWER HDR TXBF (HDR8)

Channel	Frequency (MHz)	99% Bandwidth ANT 4 (MHz)	99% Bandwidth ANT 3 (MHz)
Low	2404	4.652	4.613
Middle	2441	4.693	4.693
High	2478	4.677	4.691

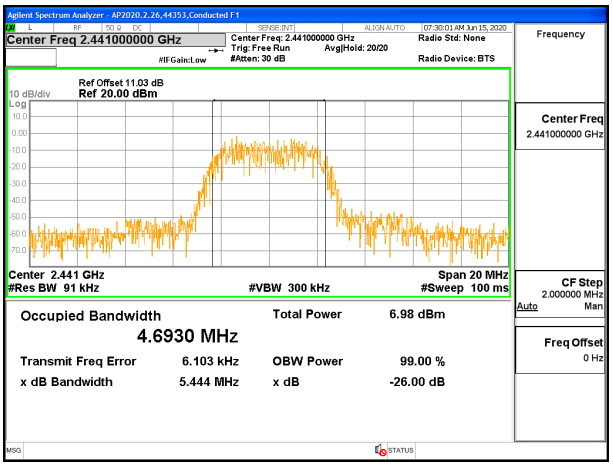

MID CHANNEL ANT 4

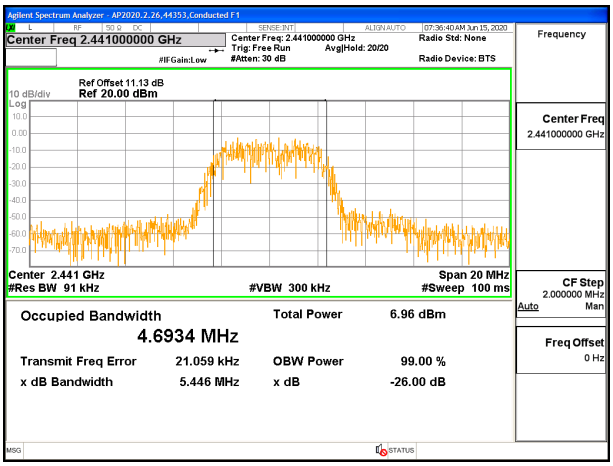

MID CHANNEL ANT 3

UL VERIFICATION SERVICES INC.
47173 Benicia Street, Fremont, CA 94538; USA TEL:(510) 319-4000 FAX:(510) 661-0888
This report shall not be reproduced except in full, without the written approval of UL Verification Services Inc.

9.3. 6 dB BANDWIDTH

LIMITS

FCC §15.407 (e)

RSS-247 5.2 (a)

The minimum 6 dB bandwidth shall be at least 500 kHz.

RESULTS

The 6dB bandwidth was measured for the HDR4 mode to demonstrate compliance with the minimum required bandwidth of 500 kHz. Other modes were not tested as their bandwidth is greater than the HDR8 mode, as demonstrated by the 99% bandwidth measurements performed on all modes.

UL VERIFICATION SERVICES INC.
47173 Benicia Street, Fremont, CA 94538; USA TEL:(510) 319-4000 FAX:(510) 661-0888
This report shall not be reproduced except in full, without the written approval of UL Verification Services Inc.

9.3.1. HIGH POWER HDR (HDR4)

ANT 4

Channel	Frequency (MHz)	6 dB Bandwidth (MHz)	Minimum Limit (MHz)
Low	2404	2.132	0.5
Middle	2441	2.095	0.5
High	2478	2.105	0.5

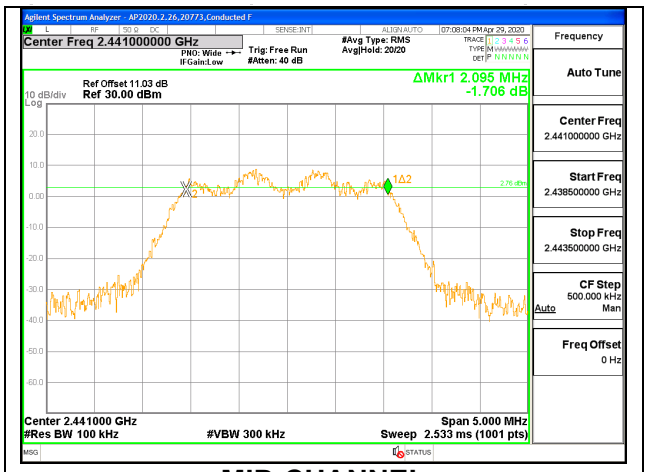

MID CHANNEL

ANT 3

Channel	Frequency (MHz)	6 dB Bandwidth (MHz)	Minimum Limit (MHz)
Low	2404	2.128	0.5
Middle	2441	2.080	0.5
High	2478	2.072	0.5

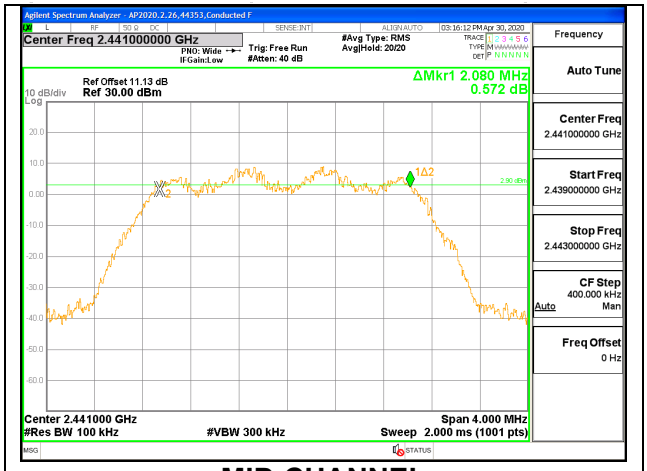

MID CHANNEL

UL VERIFICATION SERVICES INC.
47173 Benicia Street, Fremont, CA 94538; USA TEL:(510) 319-4000 FAX:(510) 661-0888
This report shall not be reproduced except in full, without the written approval of UL Verification Services Inc.

9.4. OUTPUT POWER

LIMITS

FCC §15.247 (b) (3)

RSS-247 5.4 (d)

The maximum antenna gain is less than or equal to 6 dBi, therefore the limit is 30 dBm.

TEST PROCEDURE
The transmitter output is connected to a power meter.

The cable assembly insertion loss of 11.03 dB (including 10 dB pad and 1.03 dB cable) was entered as an offset in the power meter to allow for a gated peak reading of power.

DIRECTIONAL ANTENNA GAIN

For 1 TX:
There is only one transmitter output therefore the directional gain is equal to the antenna gain.

For 2 TX:

Tx chains are correlated for power and PSD due to the device supporting Beamforming mode. The directional gains are as follows:

Band (GHz)	ANT 4 Gain (dBi)	ANT 3 Gain (dBi)	Uncorrelated Chains Directional Gain (dBi)	Correlated Chains Directional Gain (dBi)
2.4	-2.10	-0.30	-1.11	1.86

RESULTS

UL VERIFICATION SERVICES INC.
47173 Benicia Street, Fremont, CA 94538; USA TEL:(510) 319-4000 FAX:(510) 661-0888
This report shall not be reproduced except in full, without the written approval of UL Verification Services Inc.

9.4.1. HIGH POWER HDR (HDR4)

ANT 4

Tested By:	44353
Date:	7/25/2020

Channel	Frequency (MHz)	Peak Power Reading (dBm)	Limit (dBm)	Margin (dB)
Low	2404	14.30	30	-15.70
Middle	2441	14.49	30	-15.51
High	2478	14.42	30	-15.58

ANT 3

Tested By:	44353
Date:	7/25/2020

Channel	Frequency (MHz)	Peak Power Reading (dBm)	Limit (dBm)	Margin (dB)
Low	2404	14.31	30	-15.69
Middle	2441	14.48	30	-15.52
High	2478	14.30	30	-15.70

9.4.2. HIGH POWER HDR TXBF (HDR4)

Tested By:	44353
Date:	7/25/2020

Channel	Frequency (MHz)	Peak Power Reading ANT 4 (dBm)	Peak Power Reading ANT 3 (dBm)	Total Corr'd Power (dBm)	Limit (dBm)	Margin (dB)
Low	2404	14.39	14.37	17.39	30.00	-12.61
Middle	2441	14.49	14.50	17.51	30.00	-12.49
High	2478	14.51	14.35	17.44	30.00	-12.56

UL VERIFICATION SERVICES INC.
47173 Benicia Street, Fremont, CA 94538; USA TEL:(510) 319-4000 FAX:(510) 661-0888
This report shall not be reproduced except in full, without the written approval of UL Verification Services Inc.

9.4.3. HIGH POWER HDR (HDR8)

ANT 4

Tested By:	44353
Date:	7/25/2020

Channel	Frequency (MHz)	Peak Power Reading (dBm)	Limit (dBm)	Margin (dB)
Low	2404	14.34	30	-15.66
Middle	2441	14.40	30	-15.60
High	2478	14.46	30	-15.54

ANT 3

Tested By:	44353
Date:	7/25/2020

Channel	Frequency (MHz)	Peak Power Reading (dBm)	Limit (dBm)	Margin (dB)
Low	2404	14.31	30	-15.69
Middle	2441	14.40	30	-15.60
High	2478	14.50	30	-15.50

9.4.4. HIGH POWER HDR TXBF (HDR8)

Tested By:	44353
Date:	7/25/2020

Channel	Frequency (MHz)	Peak Power Reading ANT 4 (dBm)	Peak Power Reading ANT 3 (dBm)	Total Corr'd Power (dBm)	Limit (dBm)	Margin (dB)
Low	2404	14.38	14.40	17.40	30.00	-12.60
Middle	2441	14.42	14.44	17.44	30.00	-12.56
High	2478	14.29	14.46	17.39	30.00	-12.61

UL VERIFICATION SERVICES INC.
47173 Benicia Street, Fremont, CA 94538; USA TEL:(510) 319-4000 FAX:(510) 661-0888
This report shall not be reproduced except in full, without the written approval of UL Verification Services Inc.

9.4.5. LOW POWER HDR (HDR4)

ANT 4

Tested By:	44353
Date:	7/25/2020

Channel	Frequency (MHz)	Peak Power Reading (dBm)	Limit (dBm)	Margin (dB)
Low	2404	8.95	30	-21.05
Middle	2441	8.94	30	-21.06
High	2478	9.01	30	-20.99

ANT 3

Tested By:	44353
Date:	7/25/2020

Channel	Frequency (MHz)	Peak Power Reading (dBm)	Limit (dBm)	Margin (dB)
Low	2404	8.96	30	-21.04
Middle	2441	8.99	30	-21.01
High	2478	9.03	30	-20.97

9.4.6. LOW POWER HDR TXBF (HDR4)

Tested By:	44353
Date:	7/25/2020

Channel	Frequency (MHz)	Peak Power Reading ANT 4 (dBm)	Peak Power Reading ANT 3 (dBm)	Total Corr'd Power (dBm)	Limit (dBm)	Margin (dB)
Low	2404	8.96	9.00	11.99	30.00	-18.01
Middle	2441	8.95	8.99	11.98	30.00	-18.02
High	2478	9.02	8.97	12.01	30.00	-17.99

UL VERIFICATION SERVICES INC.
47173 Benicia Street, Fremont, CA 94538; USA TEL:(510) 319-4000 FAX:(510) 661-0888
This report shall not be reproduced except in full, without the written approval of UL Verification Services Inc.

9.4.7. LOW POWER HDR (HDR8)

ANT 4

Tested By:	44353
Date:	7/25/2020

Channel	Frequency (MHz)	Peak Power Reading (dBm)	Limit (dBm)	Margin (dB)
Low	2404	9.01	30	-20.99
Middle	2441	8.98	30	-21.02
High	2478	8.92	30	-21.08

ANT 3

Tested By:	44353
Date:	7/25/2020

Channel	Frequency (MHz)	Peak Power Reading (dBm)	Limit (dBm)	Margin (dB)
Low	2404	8.99	30	-21.01
Middle	2441	9.05	30	-20.95
High	2478	9.04	30	-20.96

9.4.8. LOW POWER HDR TXBF (HDR8)

Tested By:	44353
Date:	7/25/2020

Channel	Frequency (MHz)	Peak Power Reading ANT 4 (dBm)	Peak Power Reading ANT 3 (dBm)	Total Corr'd Power (dBm)	Limit (dBm)	Margin (dB)
Low	2404	9.06	8.95	12.02	30.00	-17.98
Middle	2441	9.01	9.10	12.07	30.00	-17.93
High	2478	8.97	9.08	12.04	30.00	-17.96

UL VERIFICATION SERVICES INC.
47173 Benicia Street, Fremont, CA 94538; USA TEL:(510) 319-4000 FAX:(510) 661-0888
This report shall not be reproduced except in full, without the written approval of UL Verification Services Inc.

9.5. AVERAGE POWER

LIMITS

None; for reporting purposes only.

TEST PROCEDURE

The transmitter output is connected to a power meter.

The cable assembly insertion loss of 11.03 dB (including 10dB pad and 1.03dB cable) was entered as an offset in the power meter to allow for a gated average reading of power.

RESULTS

UL VERIFICATION SERVICES INC.
47173 Benicia Street, Fremont, CA 94538; USA TEL:(510) 319-4000 FAX:(510) 661-0888

This report shall not be reproduced except in full, without the written approval of UL Verification Services Inc.

9.5.1. HIGH POWER HDR (HDR4)

ANT 4

Tested By:	44353
Date:	7/25/2020

Channel	Frequency (MHz)	AV power (dBm)
Low	2404	11.75
Middle	2441	11.98
High	2478	11.90

ANT 3

Tested By:	44353
Date:	7/25/2020

Channel	Frequency (MHz)	AV power (dBm)
Low	2404	11.77
Middle	2441	11.96
High	2478	11.74

9.5.2. HIGH POWER HDR TXBF (HDR4)

Tested By:	44353
Date:	7/25/2020

Channel	Frequency (MHz)	Average Power ANT 4 (dBm)	Average Power ANT 3 (dBm)	Total Power (dBm)
Low	2404	11.82	11.80	14.82
Middle	2441	11.96	11.97	14.98
High	2478	11.97	11.79	14.89

UL VERIFICATION SERVICES INC.
47173 Benicia Street, Fremont, CA 94538; USA TEL:(510) 319-4000 FAX:(510) 661-0888
This report shall not be reproduced except in full, without the written approval of UL Verification Services Inc.

9.5.3. HIGH POWER HDR (HDR8)

ANT 4

Tested By:	44353
Date:	7/25/2020

Channel	Frequency (MHz)	AV power (dBm)
Low	2404	11.79
Middle	2441	11.84
High	2478	11.90

ANT 3

Tested By:	44353
Date:	7/25/2020

Channel	Frequency (MHz)	AV power (dBm)
Low	2404	11.77
Middle	2441	11.86
High	2478	11.97

9.5.4. HIGH POWER HDR TXBF (HDR8)

Tested By:	44353
Date:	7/25/2020

Channel	Frequency (MHz)	Average Power ANT 4 (dBm)	Average Power ANT 3 (dBm)	Total Power (dBm)
Low	2404	11.89	11.90	14.91
Middle	2441	11.91	11.93	14.93
High	2478	11.75	11.94	14.86

UL VERIFICATION SERVICES INC.
47173 Benicia Street, Fremont, CA 94538; USA TEL:(510) 319-4000 FAX:(510) 661-0888
This report shall not be reproduced except in full, without the written approval of UL Verification Services Inc.

9.5.5. LOW POWER HDR (HDR4)

ANT 4

Tested By:	44353
Date:	7/25/2020

Channel	Frequency (MHz)	AV power (dBm)
Low	2404	6.41
Middle	2441	6.39
High	2478	6.46

ANT 3

Tested By:	44353
Date:	7/25/2020

Channel	Frequency (MHz)	AV power (dBm)
Low	2404	6.40
Middle	2441	6.42
High	2478	6.45

9.5.6. LOW POWER HDR TXBF (HDR4)

Tested By:	44353
Date:	7/25/2020

Channel	Frequency (MHz)	Average Power ANT 4 (dBm)	Average Power ANT 3 (dBm)	Total Power (dBm)
Low	2404	6.40	6.45	9.44
Middle	2441	6.38	6.44	9.42
High	2478	6.47	6.44	9.47

UL VERIFICATION SERVICES INC.
47173 Benicia Street, Fremont, CA 94538; USA TEL:(510) 319-4000 FAX:(510) 661-0888
This report shall not be reproduced except in full, without the written approval of UL Verification Services Inc.

9.5.7. LOW POWER HDR (HDR8)

ANT 4

Tested By:	44353
Date:	7/25/2020

Channel	Frequency (MHz)	AV power (dBm)
Low	2404	6.45
Middle	2441	6.41
High	2478	6.39

ANT 3

Tested By:	44353
Date:	7/25/2020

Channel	Frequency (MHz)	AV power (dBm)
Low	2404	6.44
Middle	2441	6.47
High	2478	6.45

9.5.8. LOW POWER HDR TXBF (HDR8)

Tested By:	44353
Date:	7/25/2020

Channel	Frequency (MHz)	Average Power ANT 4 (dBm)	Average Power ANT 3 (dBm)	Total Power (dBm)
Low	2404	6.47	6.40	9.45
Middle	2441	6.44	6.48	9.47
High	2478	6.42	6.47	9.46

UL VERIFICATION SERVICES INC.
47173 Benicia Street, Fremont, CA 94538; USA TEL:(510) 319-4000 FAX:(510) 661-0888
This report shall not be reproduced except in full, without the written approval of UL Verification Services Inc.

9.6. POWER SPECTRAL DENSITY

LIMITS

FCC §15.247 (e)

RSS-247 (5.2) (b)

The power spectral density conducted from the transmitter to the antenna shall not be greater than 8 dBm in any 3 kHz band during any time interval of continuous transmission.

RESULTS

Power spectral density was measured on the low, mid and high channels for all supported modes. Additional measurements on adjacent channels to the low and/or high channels were limited to cases where the edge channels have a significantly lower rated power than the adjacent channels.

UL VERIFICATION SERVICES INC.
47173 Benicia Street, Fremont, CA 94538; USA TEL:(510) 319-4000 FAX:(510) 661-0888
This report shall not be reproduced except in full, without the written approval of UL Verification Services Inc.

9.6.1. HIGH POWER HDR (HDR4)

ANT 4

Channel	Frequency (MHz)	PSD (dBm/3kHz)	Limit (dBm/3kHz)	Margin (dB)
Low	2404	-5.596	8	-13.60
Middle	2441	-4.267	8	-12.27
High	2478	-4.479	8	-12.48

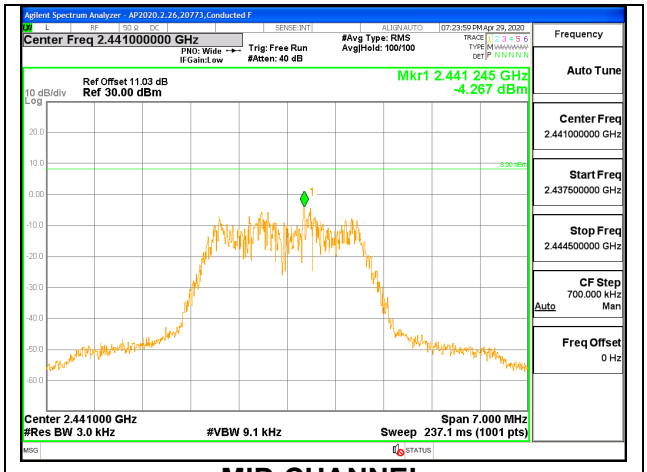

MID CHANNEL

LAT3

Channel	Frequency (MHz)	PSD (dBm/3kHz)	Limit (dBm/3kHz)	Margin (dB)
Low	2404	-4.745	8	-12.75
Middle	2441	-4.436	8	-12.44
High	2478	-6.524	8	-14.52

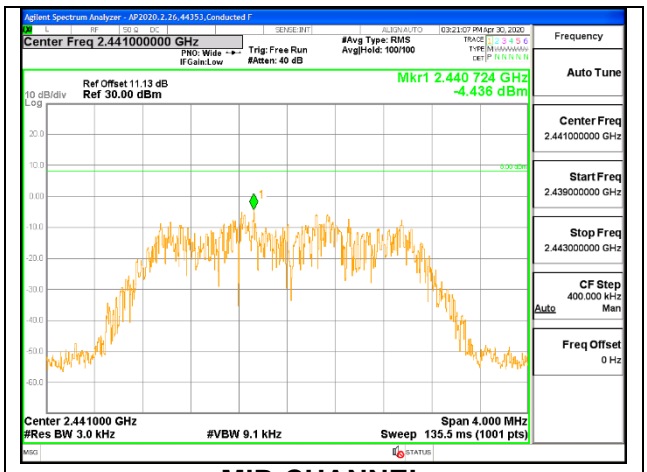

MID CHANNEL

UL VERIFICATION SERVICES INC.
47173 Benicia Street, Fremont, CA 94538; USA TEL:(510) 319-4000 FAX:(510) 661-0888
This report shall not be reproduced except in full, without the written approval of UL Verification Services Inc.

9.6.2. HIGH POWER HDR TXBF (HDR4)

Note: Test procedures and setting are same as HDR normal mode.

PSD Results

Channel	Frequency (MHz)	ANT 4 Meas (dBm/ 3kHz)	ANT 3 Meas (dBm/ 3kHz)	Total Corr'd PSD (dBm/ 3kHz)	Limit (dBm/ 3kHz)	Margin (dB)
Low	2404	-4.905	-4.994	-1.94	8.0	-9.9
Mid	2441	-4.535	-4.527	-1.52	8.0	-9.5
High	2478	-4.510	-4.975	-1.73	8.0	-9.7

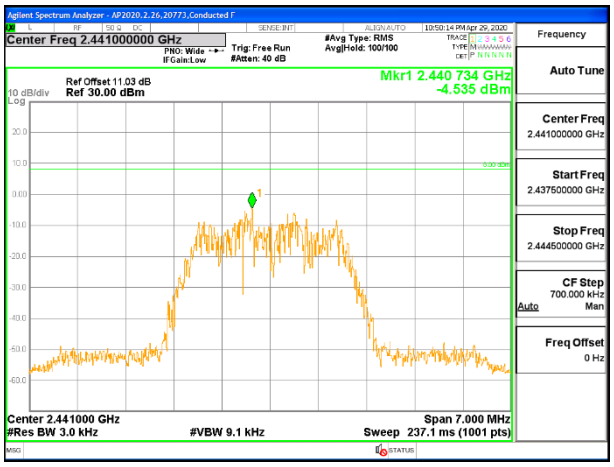

MID CHANNEL ANT 4

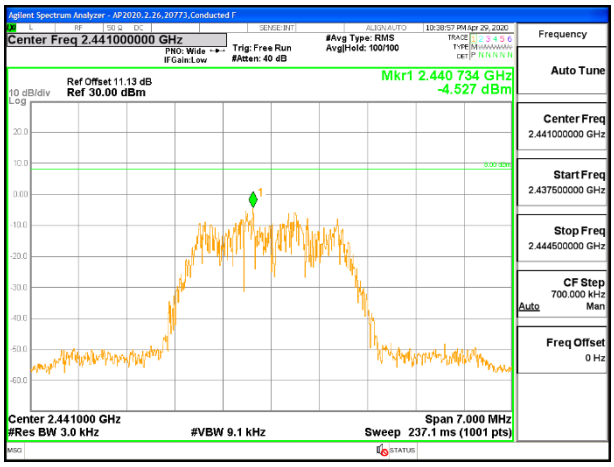

MID CHANNEL ANT 3

UL VERIFICATION SERVICES INC.
47173 Benicia Street, Fremont, CA 94538; USA TEL:(510) 319-4000 FAX:(510) 661-0888
This report shall not be reproduced except in full, without the written approval of UL Verification Services Inc.

9.6.3. HIGH POWER HDR (HDR8)

ANT 4

Channel	Frequency (MHz)	PSD (dBm/3kHz)	Limit (dBm/3kHz)	Margin (dB)
Low	2404	-7.440	8	-15.44
Middle	2441	-7.293	8	-15.29
High	2478	-6.823	8	-14.82

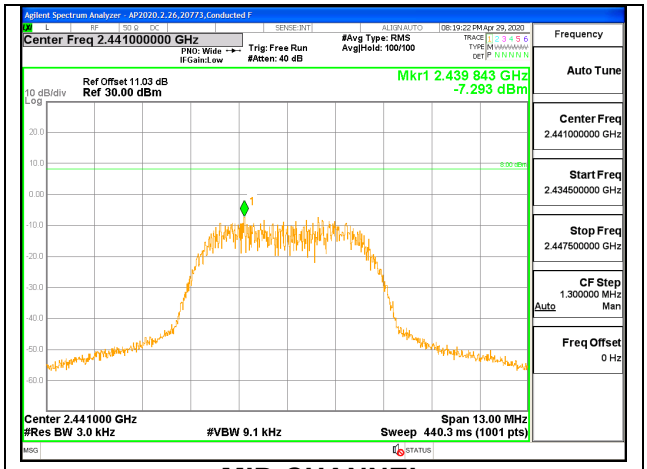

MID CHANNEL

LAT3

Channel	Frequency (MHz)	PSD (dBm/3kHz)	Limit (dBm/3kHz)	Margin (dB)
Low	2404	-7.519	8	-15.52
Middle	2441	-7.059	8	-15.06
High	2478	-6.654	8	-14.65

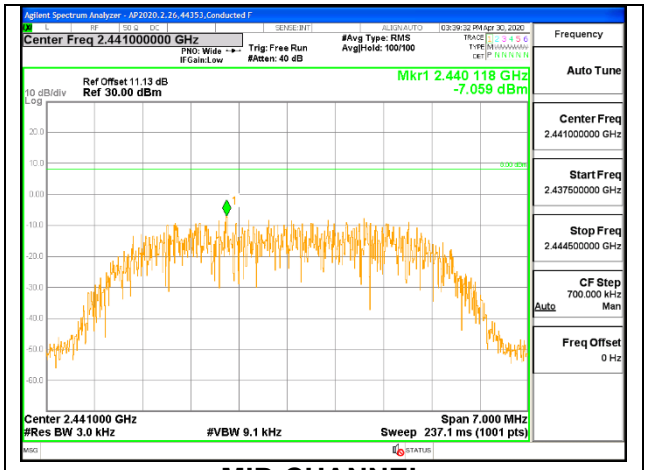

MID CHANNEL

UL VERIFICATION SERVICES INC.
47173 Benicia Street, Fremont, CA 94538; USA TEL:(510) 319-4000 FAX:(510) 661-0888
This report shall not be reproduced except in full, without the written approval of UL Verification Services Inc.

9.6.4. HIGH POWER HDR TXBF (HDR8)

Note: Test procedures and setting are same as HDR normal mode.

PSD Results

Channel	Frequency (MHz)	ANT 4 Meas (dBm/ 3kHz)	ANT 3 Meas (dBm/ 3kHz)	Total Corr'd PSD (dBm/ 3kHz)	Limit (dBm/ 3kHz)	Margin (dB)
Low	2404	-7.362	-7.482	-4.41	8.0	-12.4
Mid	2441	-7.475	-7.431	-4.44	8.0	-12.4
High	2478	-8.202	-7.302	-4.72	8.0	-12.7

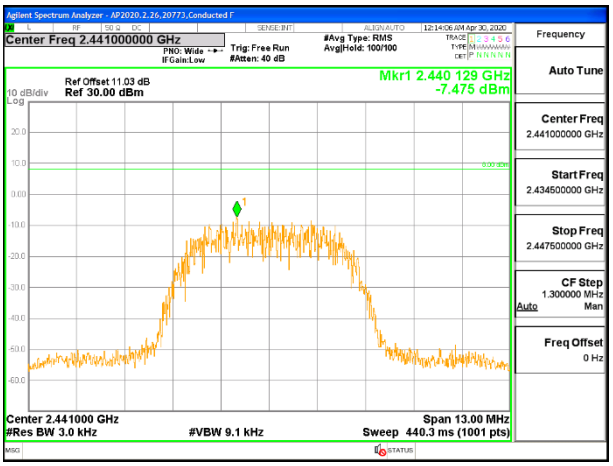

MID CHANNEL ANT 4

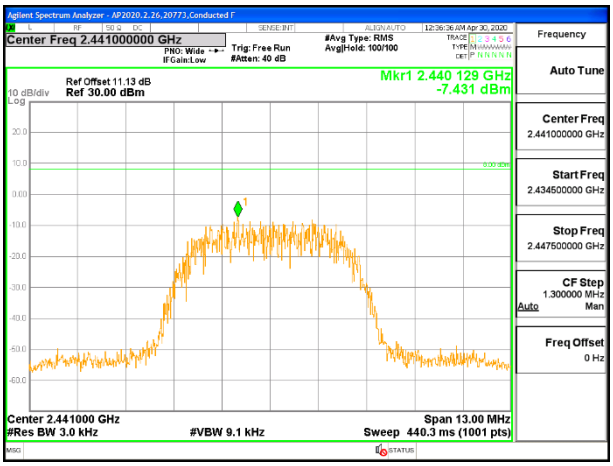

MID CHANNEL ANT 3

UL VERIFICATION SERVICES INC.
47173 Benicia Street, Fremont, CA 94538; USA TEL:(510) 319-4000 FAX:(510) 661-0888
This report shall not be reproduced except in full, without the written approval of UL Verification Services Inc.

9.6.5. LOW POWER HDR (HDR4)

ANT 4

Channel	Frequency (MHz)	PSD (dBm/3kHz)	Limit (dBm/3kHz)	Margin (dB)
Low	2404	-10.526	8	-18.53
Middle	2441	-10.638	8	-18.64
High	2478	-10.204	8	-18.20

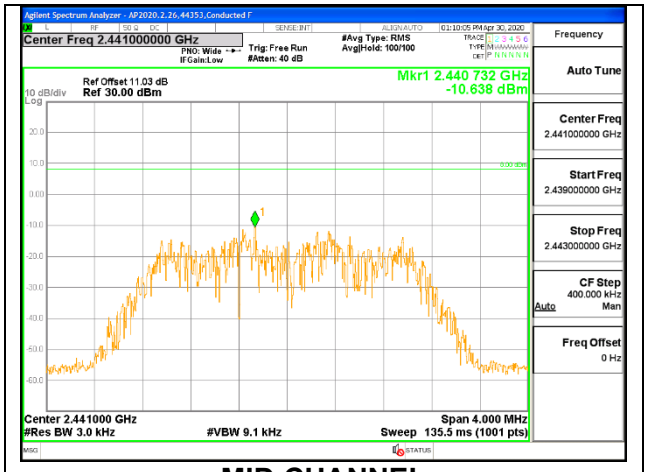

MID CHANNEL

LAT3

Channel	Frequency (MHz)	PSD (dBm/3kHz)	Limit (dBm/3kHz)	Margin (dB)
Low	2404	-10.571	8	-18.57
Middle	2441	-10.404	8	-18.40
High	2478	-10.322	8	-18.32

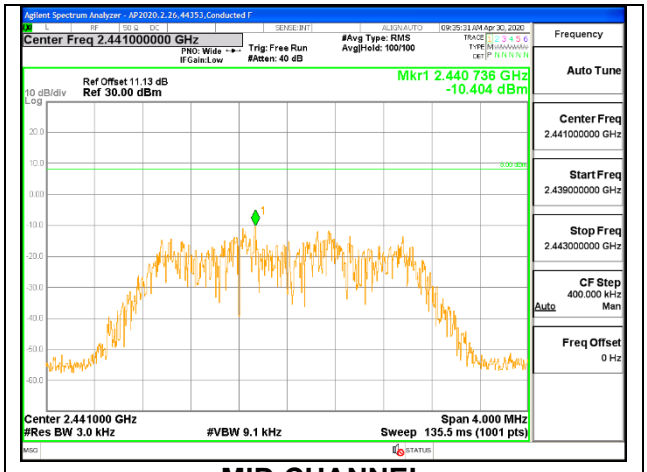

MID CHANNEL

UL VERIFICATION SERVICES INC.
47173 Benicia Street, Fremont, CA 94538; USA TEL:(510) 319-4000 FAX:(510) 661-0888
This report shall not be reproduced except in full, without the written approval of UL Verification Services Inc.

9.6.6. LOW POWER HDR TXBF (HDR4)

Note: Test procedures and setting are same as HDR normal mode.

PSD Results

Channel	Frequency (MHz)	ANT 4 Meas (dBm/ 3kHz)	ANT 3 Meas (dBm/ 3kHz)	Total Corr'd PSD (dBm/ 3kHz)	Limit (dBm/ 3kHz)	Margin (dB)
Low	2404	-10.536	-10.250	-7.38	8.0	-15.4
Mid	2441	-10.579	-10.337	-7.45	8.0	-15.4
High	2478	-10.233	-10.349	-7.28	8.0	-15.3

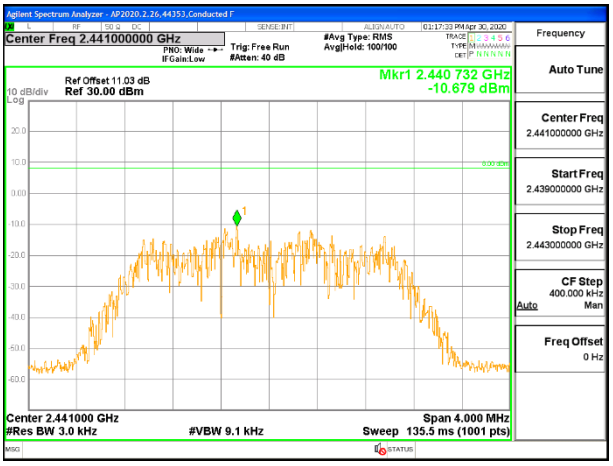

MID CHANNEL ANT 4

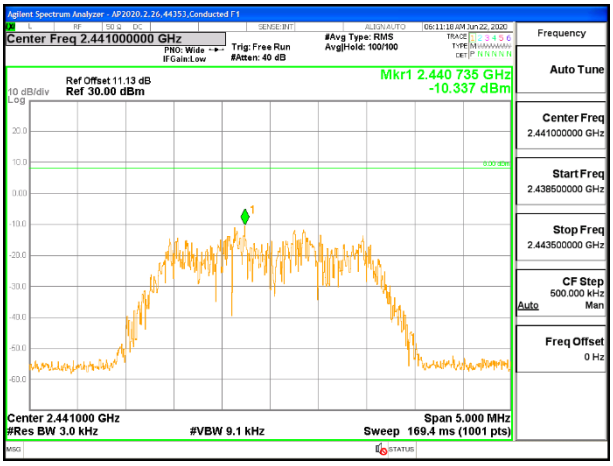

MID CHANNEL ANT 3

UL VERIFICATION SERVICES INC.
47173 Benicia Street, Fremont, CA 94538; USA TEL:(510) 319-4000 FAX:(510) 661-0888
This report shall not be reproduced except in full, without the written approval of UL Verification Services Inc.

9.6.7. LOW POWER HDR (HDR8)

ANT 4

Channel	Frequency (MHz)	PSD (dBm/3kHz)	Limit (dBm/3kHz)	Margin (dB)
Low	2404	-13.060	8	-21.06
Middle	2441	-13.287	8	-21.29
High	2478	-13.325	8	-21.33

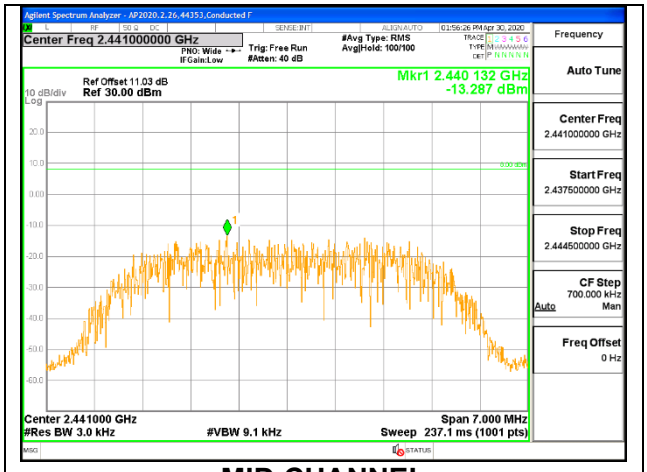

MID CHANNEL

LAT3

Channel	Frequency (MHz)	PSD (dBm/3kHz)	Limit (dBm/3kHz)	Margin (dB)
Low	2404	-13.222	8	-21.22
Middle	2441	-13.006	8	-21.01
High	2478	-13.181	8	-21.18

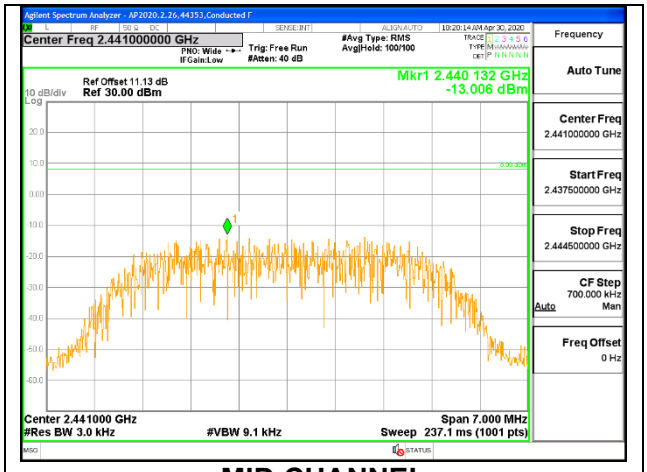

MID CHANNEL

UL VERIFICATION SERVICES INC.
47173 Benicia Street, Fremont, CA 94538; USA TEL:(510) 319-4000 FAX:(510) 661-0888
This report shall not be reproduced except in full, without the written approval of UL Verification Services Inc.

9.6.8. LOW POWER HDR TXBF (HDR8)

Note: Test procedures and setting are same as HDR normal mode.

PSD Results

Channel	Frequency (MHz)	ANT 4 Meas (dBm/ 3kHz)	ANT 3 Meas (dBm/ 3kHz)	Total Corr'd PSD (dBm/ 3kHz)	Limit (dBm/ 3kHz)	Margin (dB)
Low	2404	-13.085	-13.209	-10.14	8.0	-18.1
Mid	2441	-13.237	-13.018	-10.12	8.0	-18.1
High	2478	-13.328	-13.146	-10.23	8.0	-18.2

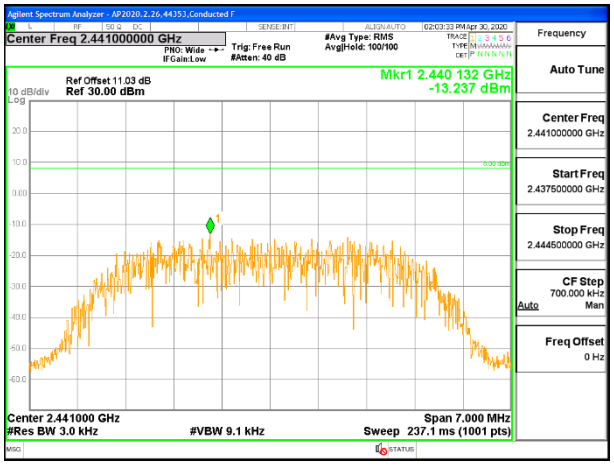

MID CHANNEL ANT 4

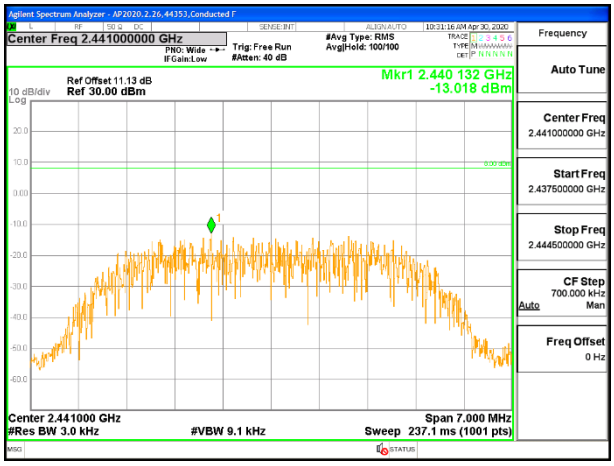

MID CHANNEL ANT 3

UL VERIFICATION SERVICES INC.
47173 Benicia Street, Fremont, CA 94538; USA TEL:(510) 319-4000 FAX:(510) 661-0888
This report shall not be reproduced except in full, without the written approval of UL Verification Services Inc.

9.7. CONDUCTED SPURIOUS EMISSIONS

LIMITS

FCC §15.247 (d)

RSS-247 5.5

Output power was measured based on the use of a peak measurement, therefore the required attenuation is 20 dB.

RESULTS

UL VERIFICATION SERVICES INC.
47173 Benicia Street, Fremont, CA 94538; USA TEL:(510) 319-4000 FAX:(510) 661-0888
This report shall not be reproduced except in full, without the written approval of UL Verification Services Inc.

9.7.1. HIGH POWER HDR (HDR4)

ANT 4

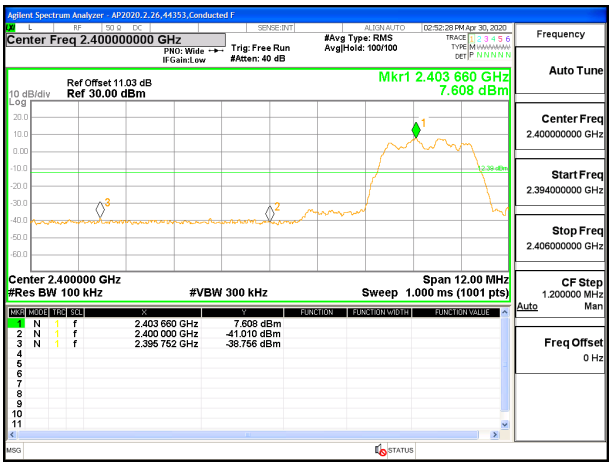

LOW CHANNEL BANDEDGE

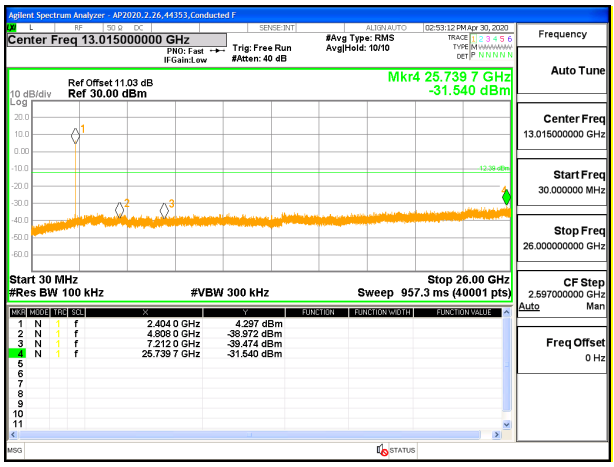

OUT-OF-BAND LOW CHANNEL

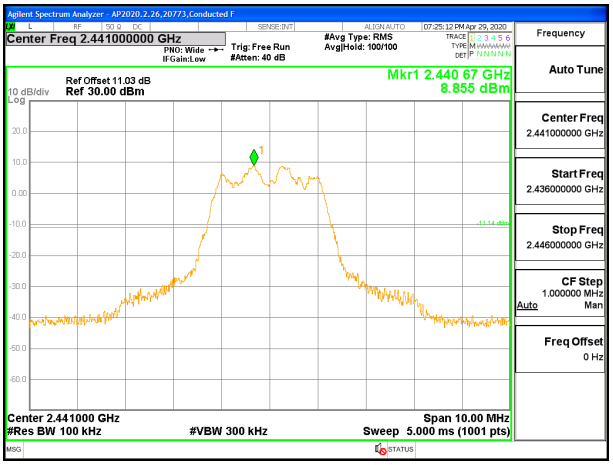

IN-BAND REFERENCE LEVEL

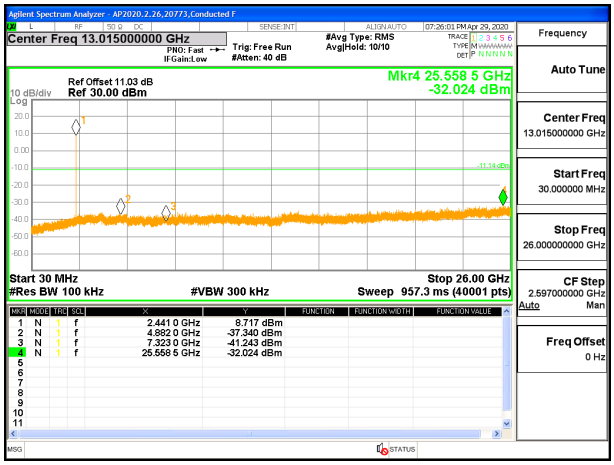

OUT-OF-BAND MID CHANNEL

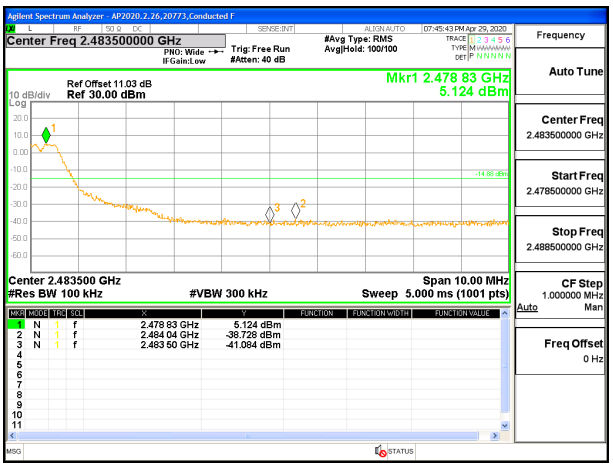

HIGH CHANNEL BANDEDGE

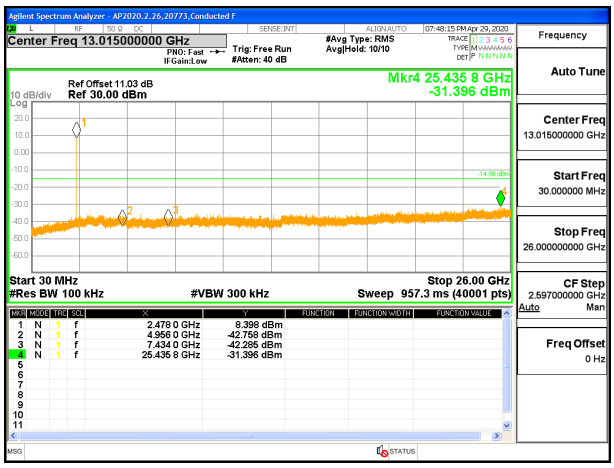

OUT-OF-BAND HIGH CHANNEL

UL VERIFICATION SERVICES INC.
47173 Benicia Street, Fremont, CA 94538; USA TEL:(510) 319-4000 FAX:(510) 661-0888
This report shall not be reproduced except in full, without the written approval of UL Verification Services Inc.

ANT 3

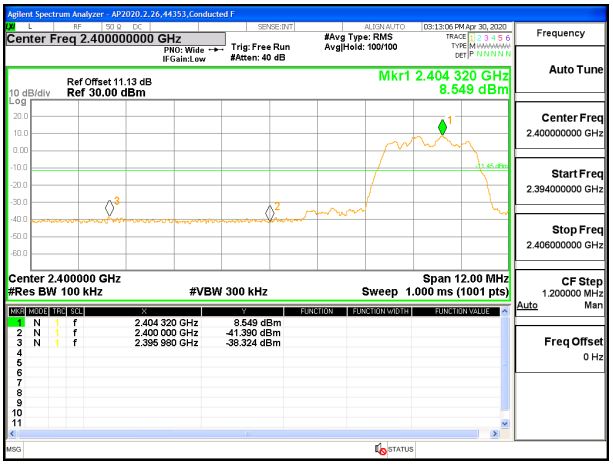

LOW CHANNEL BANDEDGE

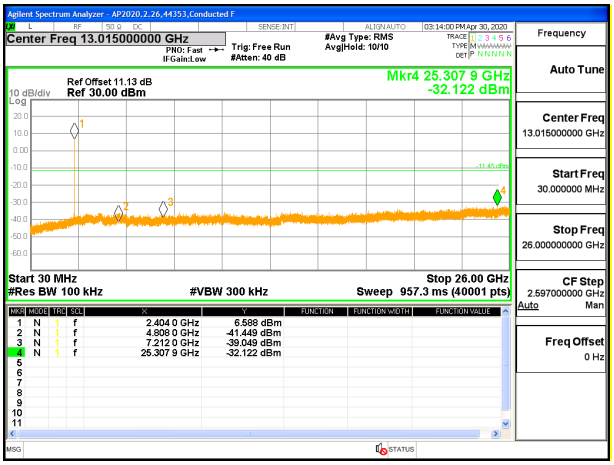

OUT-OF-BAND LOW CHANNEL

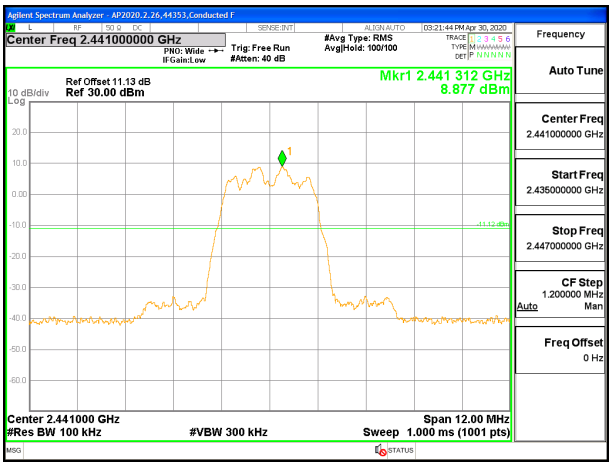

IN-BAND REFERENCE LEVEL

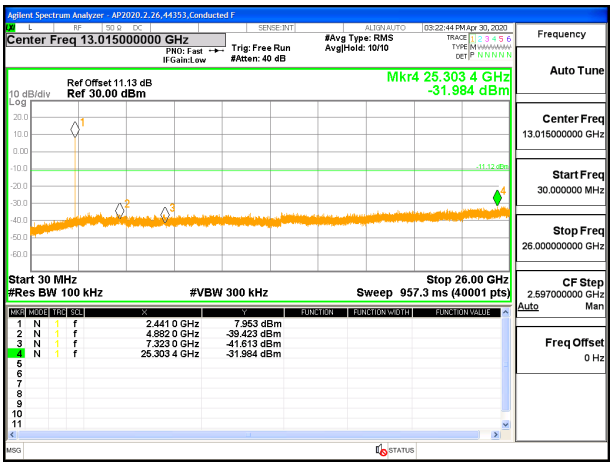

OUT-OF-BAND MID CHANNEL

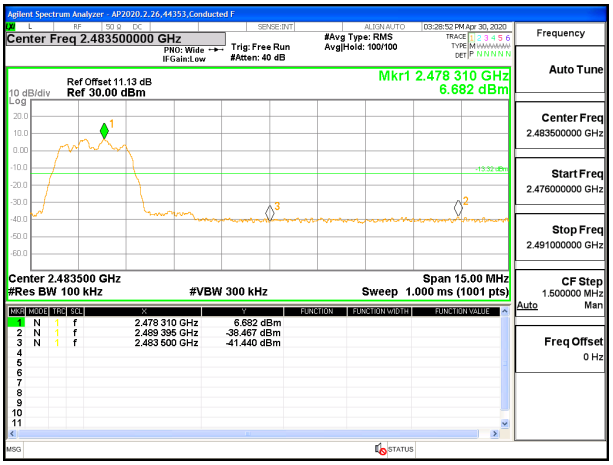

HIGH CHANNEL BANDEDGE

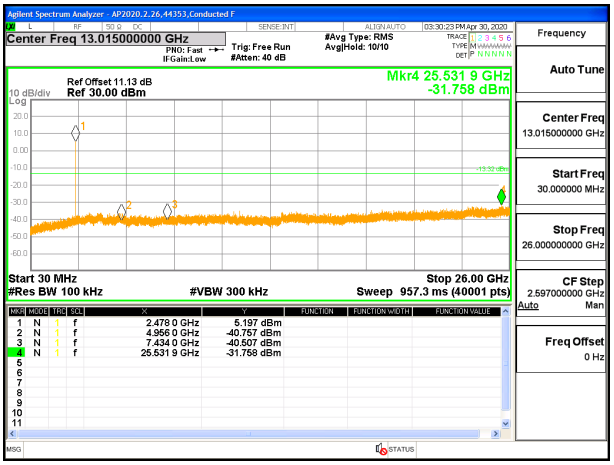

OUT-OF-BAND HIGH CHANNEL

UL VERIFICATION SERVICES INC.
47173 Benicia Street, Fremont, CA 94538; USA TEL:(510) 319-4000 FAX:(510) 661-0888

This report shall not be reproduced except in full, without the written approval of UL Verification Services Inc.

9.7.2. HIGH POWER HDR TXBF (HDR4)

ANT 4

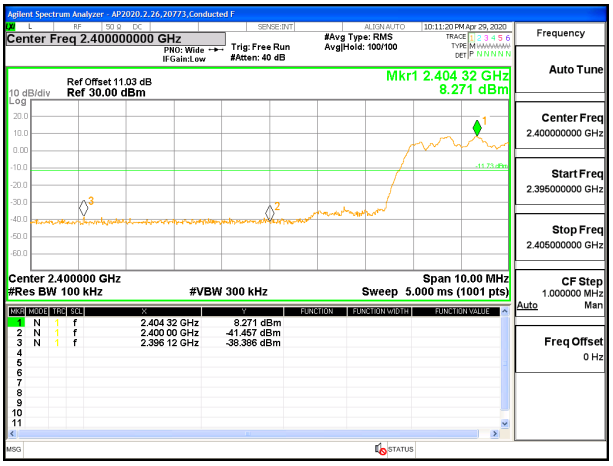

LOW CHANNEL BANDEDGE ANT 4

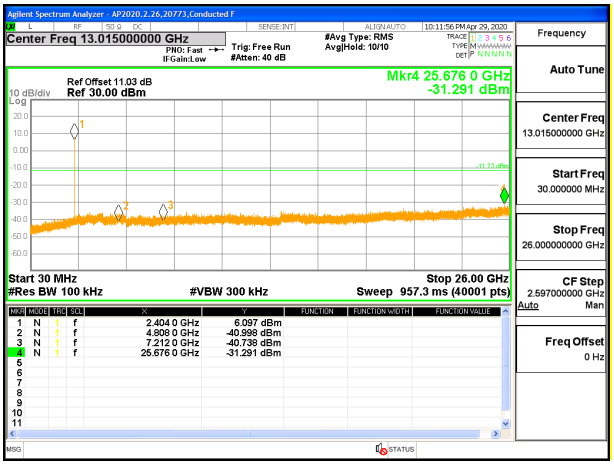

OUT-OF-BAND LOW CHANNEL ANT 4

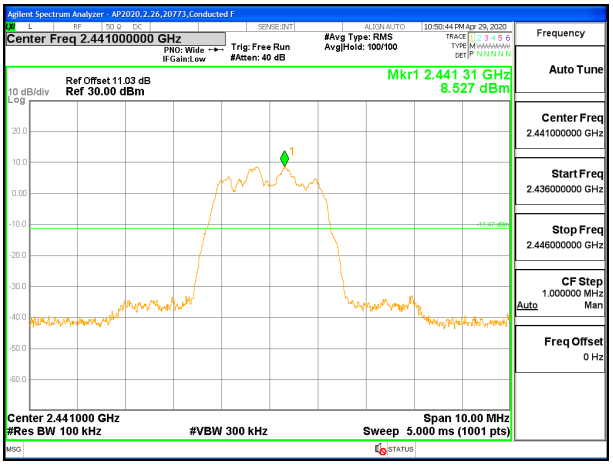

IN-BAND REFERENCE LEVEL ANT 4

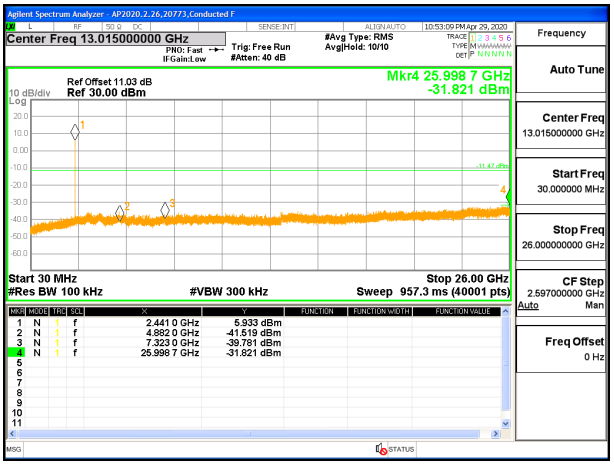

OUT-OF-BAND MID CHANNEL ANT 4

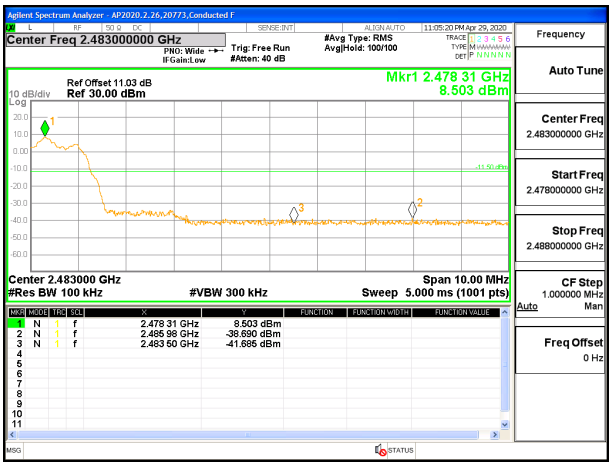

HIGH CHANNEL BANDEDGE ANT 4

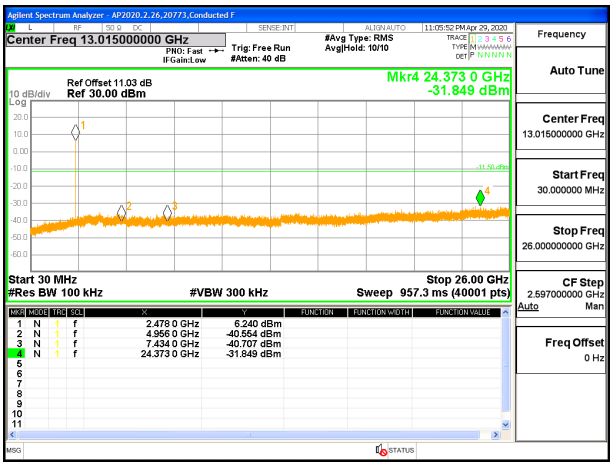

OUT-OF-BAND HIGH CHANNEL ANT 4

UL VERIFICATION SERVICES INC.
47173 Benicia Street, Fremont, CA 94538; USA TEL:(510) 319-4000 FAX:(510) 661-0888
This report shall not be reproduced except in full, without the written approval of UL Verification Services Inc.

ANT 3

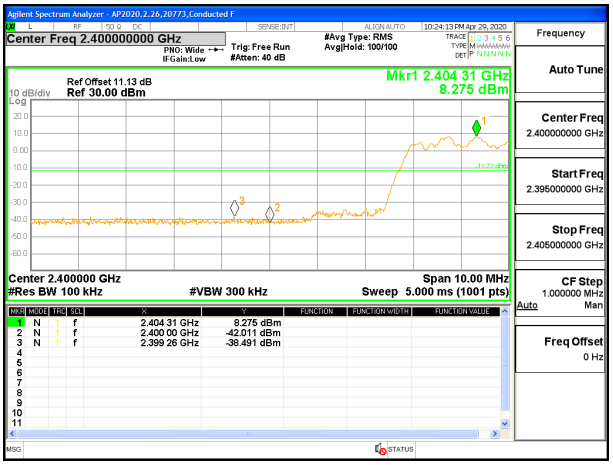

LOW CHANNEL BANDEDGE ANT 3

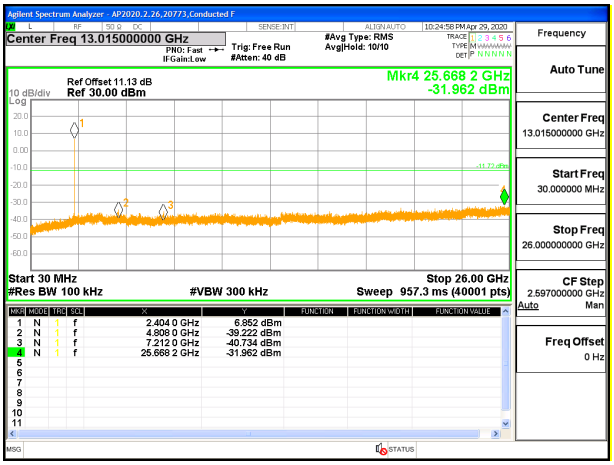

OUT-OF-BAND LOW CHANNEL ANT 3

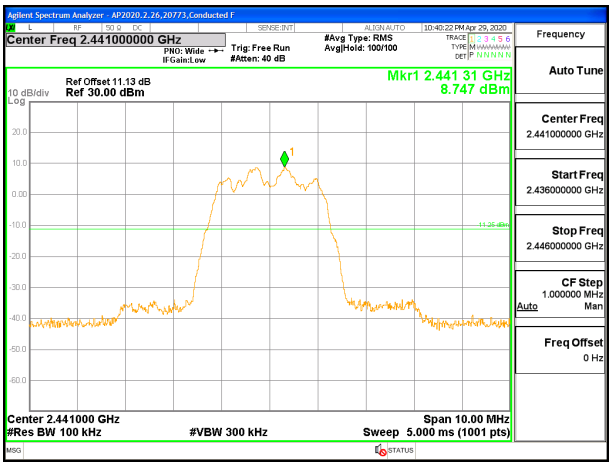

IN-BAND REFERENCE LEVEL ANT 3

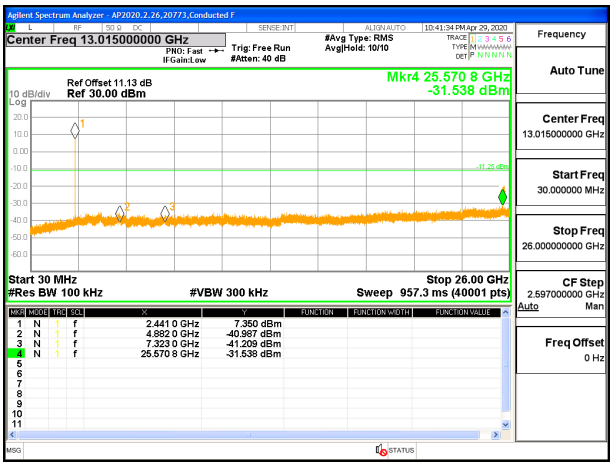

OUT-OF-BAND MID CHANNEL ANT 3

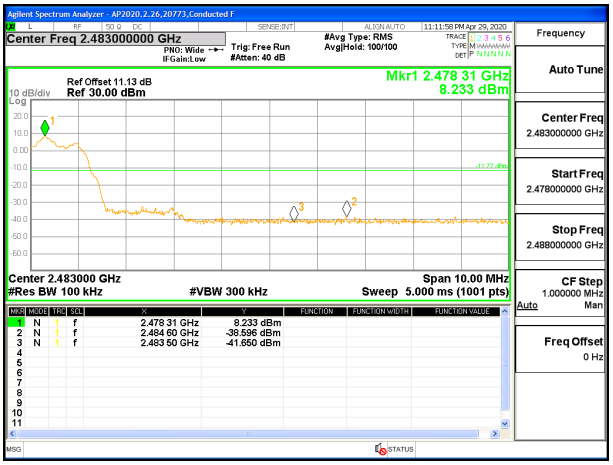

HIGH CHANNEL BANDEDGE ANT 3

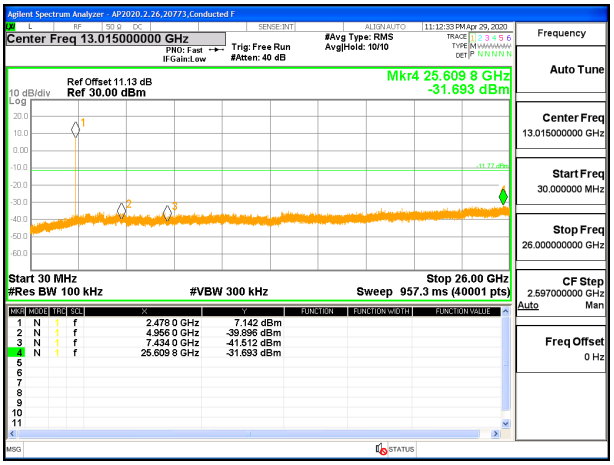

OUT-OF-BAND HIGH CHANNEL ANT 3

UL VERIFICATION SERVICES INC.
47173 Benicia Street, Fremont, CA 94538; USA TEL:(510) 319-4000 FAX:(510) 661-0888

This report shall not be reproduced except in full, without the written approval of UL Verification Services Inc.

9.7.3. HIGH POWER HDR (HDR8)

ANT 4

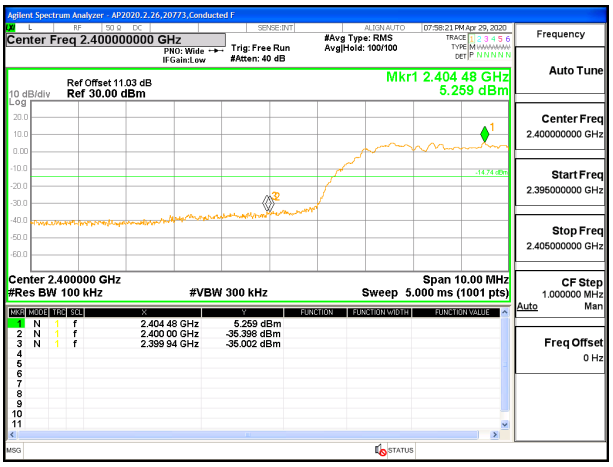

LOW CHANNEL BANDEDGE

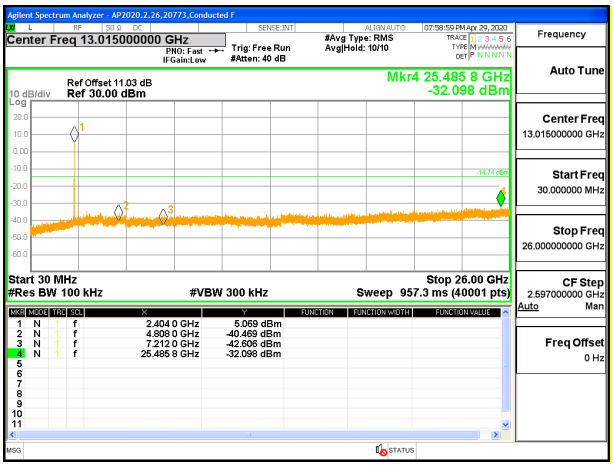

OUT-OF-BAND LOW CHANNEL

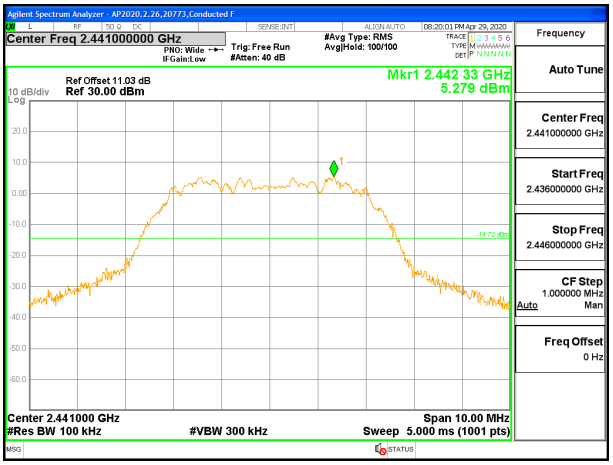

IN-BAND REFERENCE LEVEL

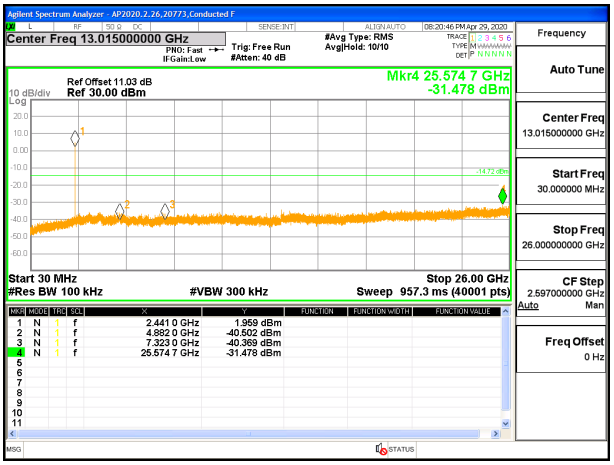

OUT-OF-BAND MID CHANNEL

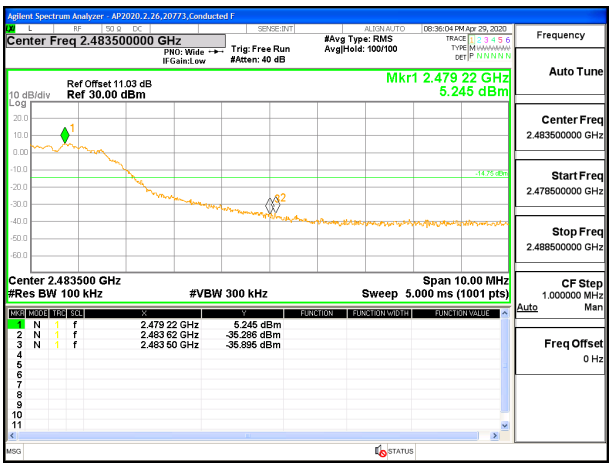

HIGH CHANNEL BANDEDGE

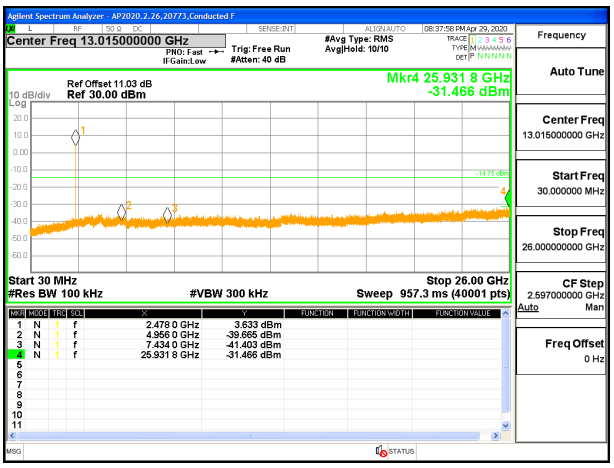

OUT-OF-BAND HIGH CHANNEL

UL VERIFICATION SERVICES INC.
47173 Benicia Street, Fremont, CA 94538; USA TEL:(510) 319-4000 FAX:(510) 661-0888

This report shall not be reproduced except in full, without the written approval of UL Verification Services Inc.

ANT 3

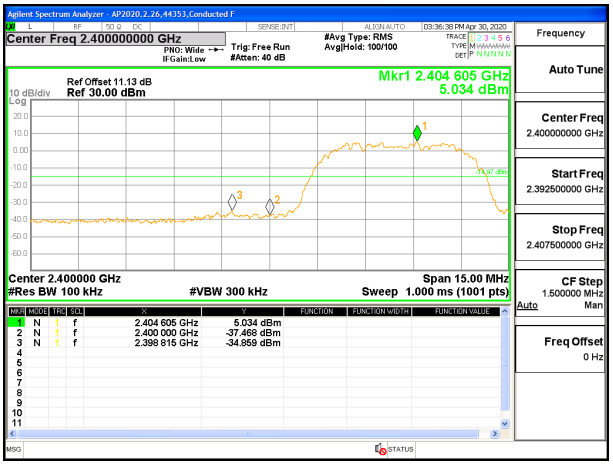

LOW CHANNEL BANDEDGE

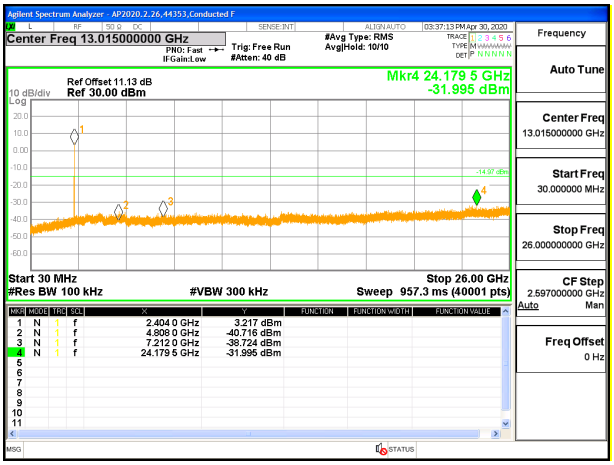

OUT-OF-BAND LOW CHANNEL

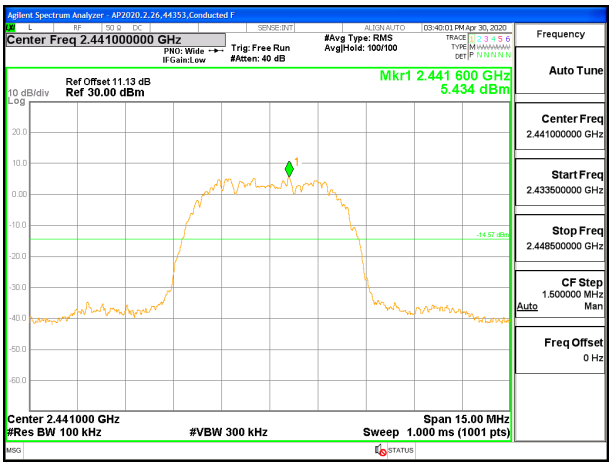

IN-BAND REFERENCE LEVEL

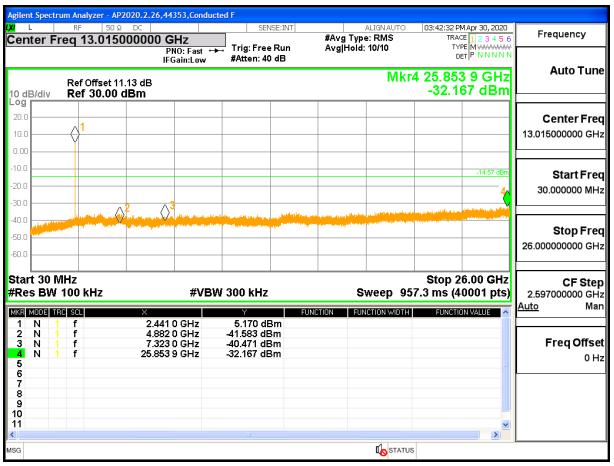

OUT-OF-BAND MID CHANNEL

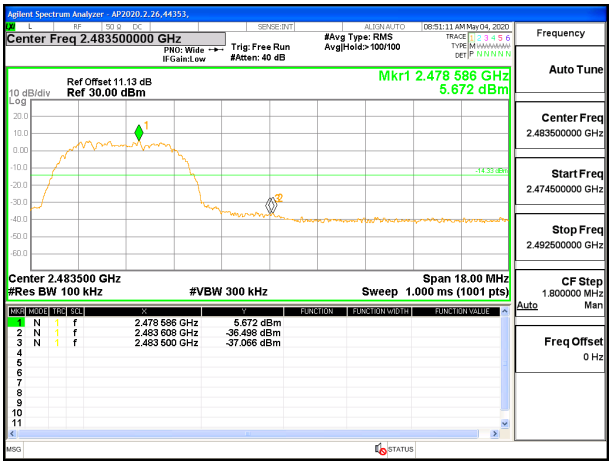

HIGH CHANNEL BANDEDGE

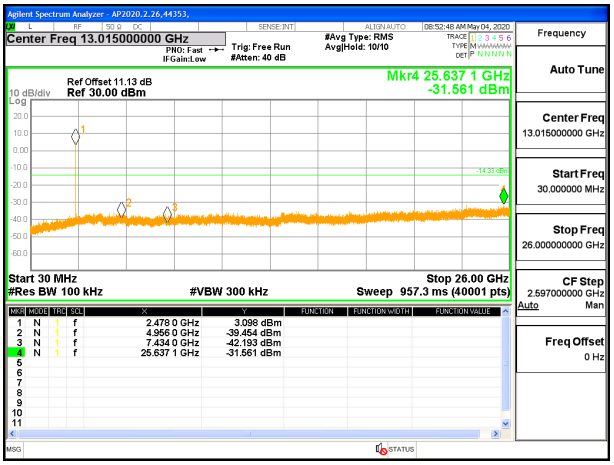

OUT-OF-BAND HIGH CHANNEL

UL VERIFICATION SERVICES INC.
47173 Benicia Street, Fremont, CA 94538; USA TEL:(510) 319-4000 FAX:(510) 661-0888

This report shall not be reproduced except in full, without the written approval of UL Verification Services Inc.

9.7.4. HIGH POWER HDR TXBF (HDR8)

ANT 4

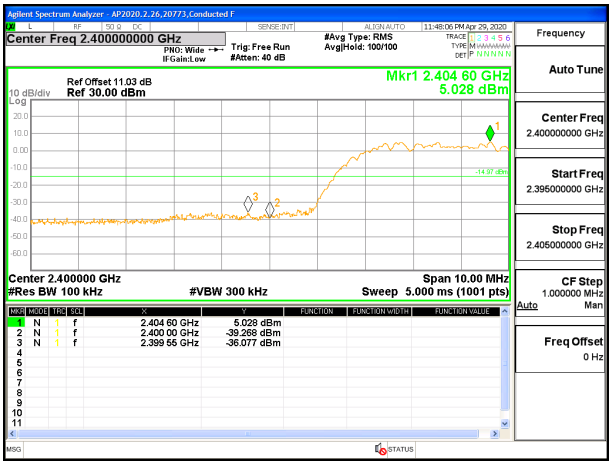

LOW CHANNEL BANDEDGE ANT 4

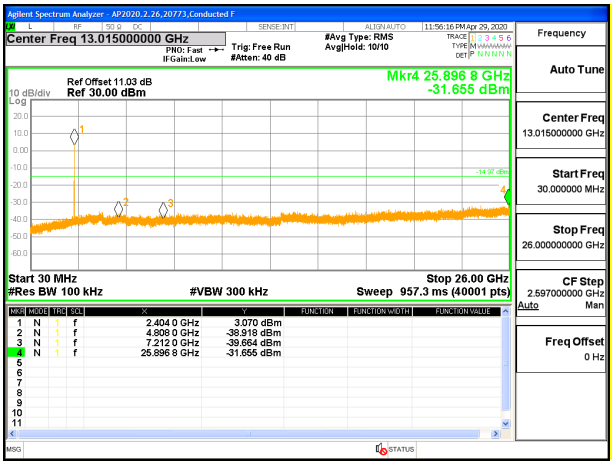

OUT-OF-BAND LOW CHANNEL ANT 4

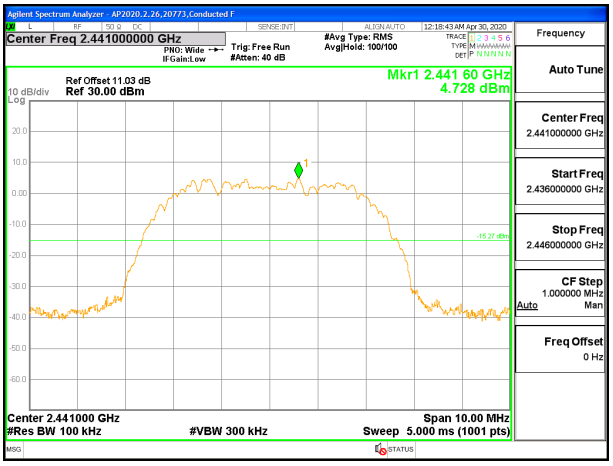

IN-BAND REFERENCE LEVEL ANT 4

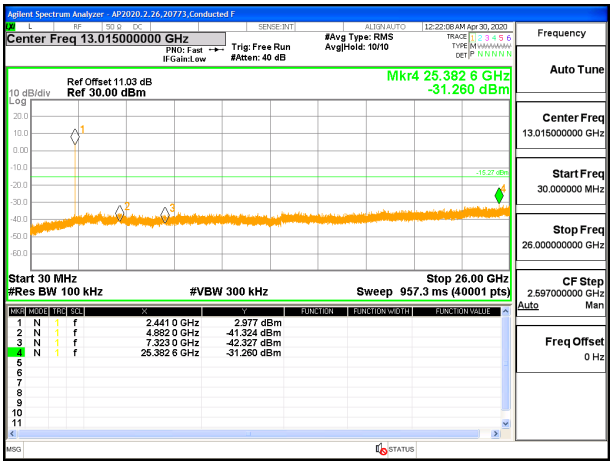

OUT-OF-BAND MID CHANNEL ANT 4

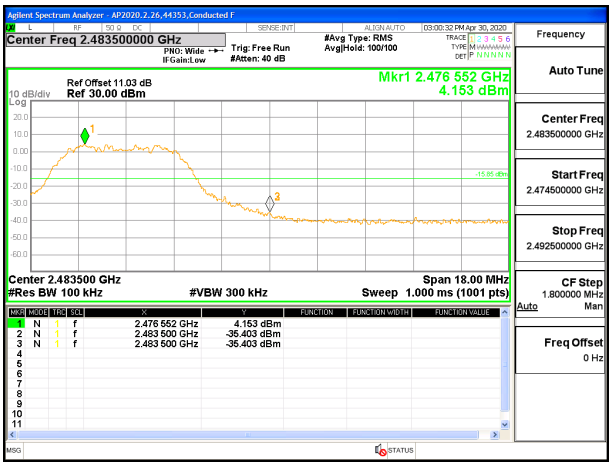

HIGH CHANNEL BANDEDGE ANT 4

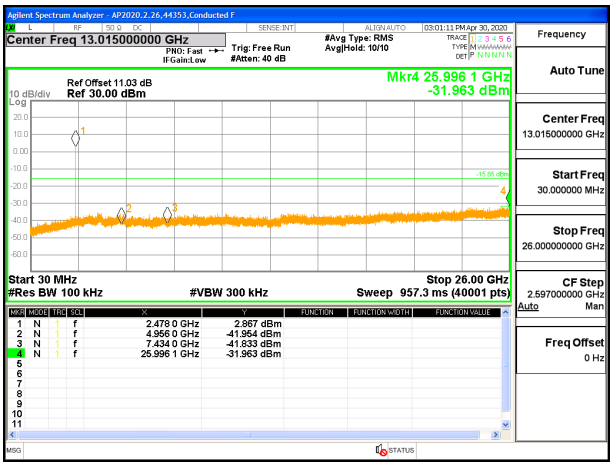

OUT-OF-BAND HIGH CHANNEL ANT 4

UL VERIFICATION SERVICES INC.
47173 Benicia Street, Fremont, CA 94538; USA TEL:(510) 319-4000 FAX:(510) 661-0888
This report shall not be reproduced except in full, without the written approval of UL Verification Services Inc.

ANT 3

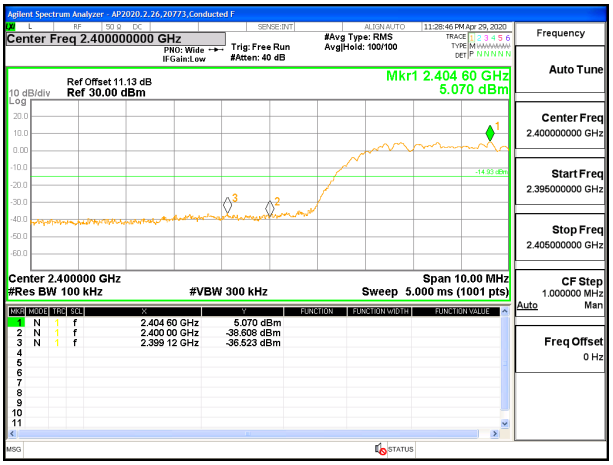

LOW CHANNEL BANDEDGE ANT 3

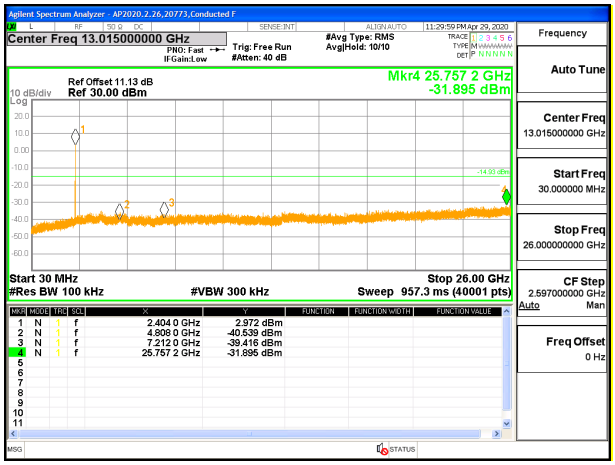

OUT-OF-BAND LOW CHANNEL ANT 3

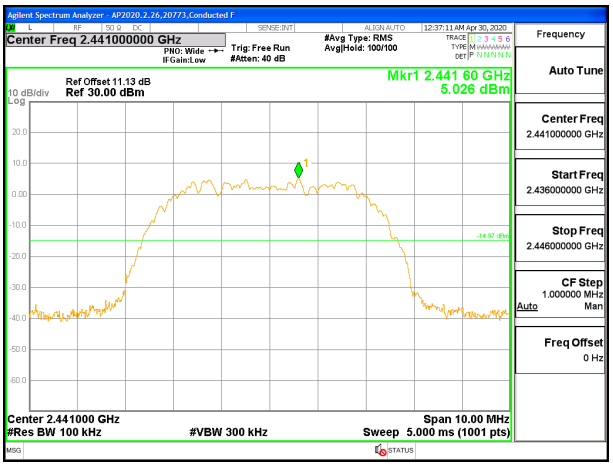

IN-BAND REFERENCE LEVEL ANT 3

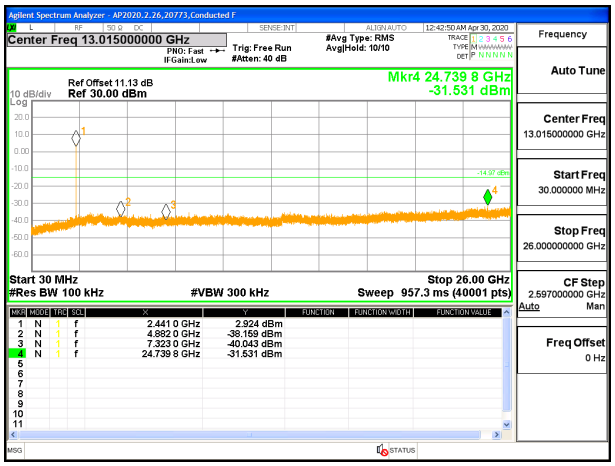

OUT-OF-BAND MID CHANNEL ANT 3

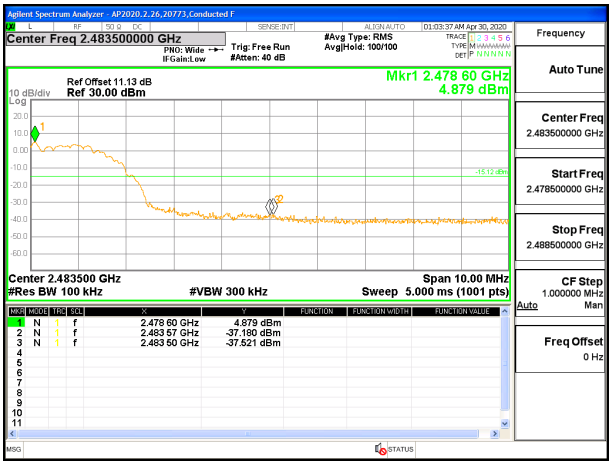

HIGH CHANNEL BANDEDGE ANT 3

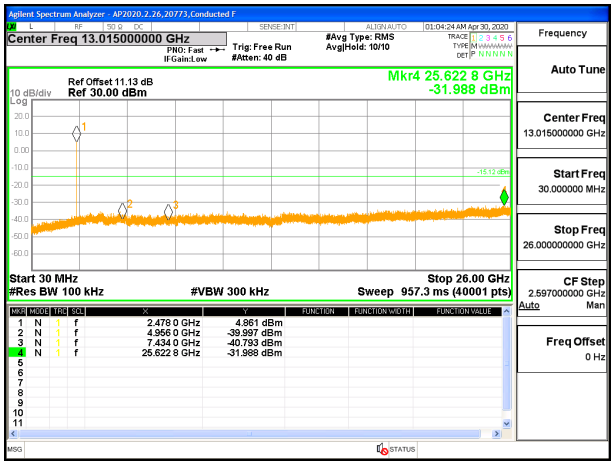

OUT-OF-BAND HIGH CHANNEL ANT 3

UL VERIFICATION SERVICES INC.
47173 Benicia Street, Fremont, CA 94538; USA TEL:(510) 319-4000 FAX:(510) 661-0888

This report shall not be reproduced except in full, without the written approval of UL Verification Services Inc.