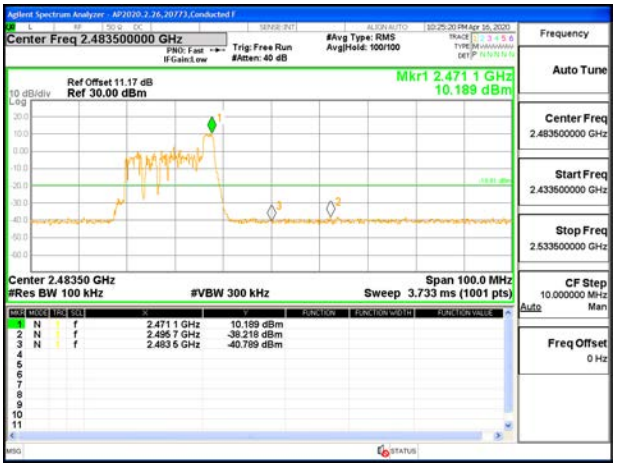

HIGH CHANNEL 11 BANDEDGE ANT 3

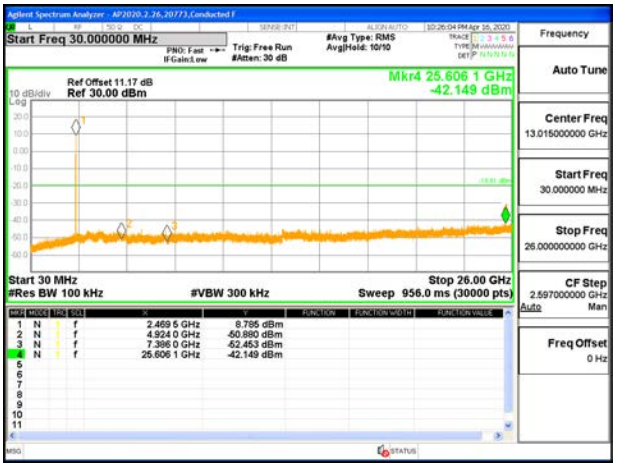

OUT-OF-BAND HIGH CHANNEL 11 ANT 3

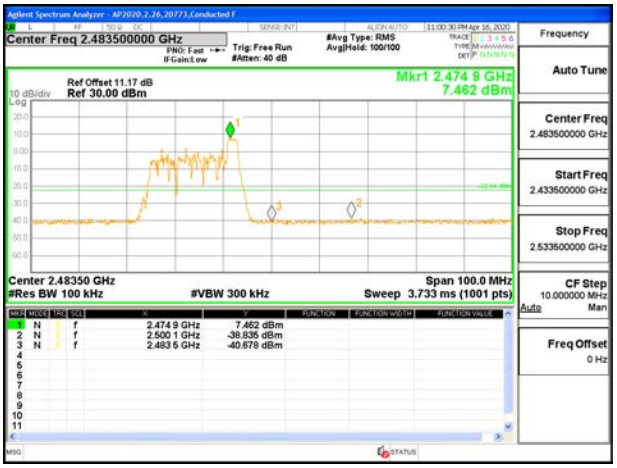

HIGH CHANNEL 12 BANDEDGE ANT 3

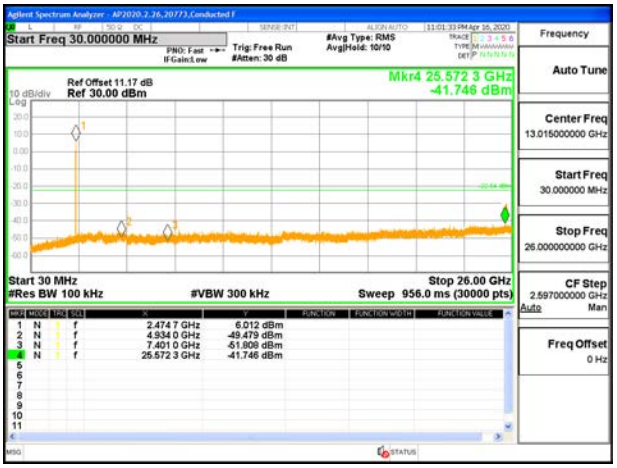

OUT-OF-BAND HIGH CHANNEL 12 ANT 3

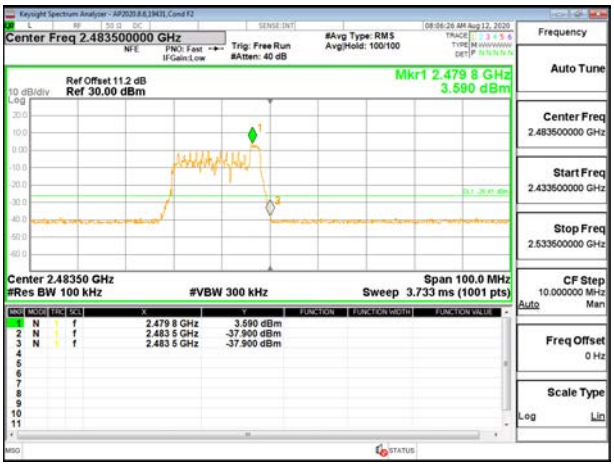

HIGH CHANNEL 13 BANDEDGE ANT 3

OUT-OF-BAND HIGH CHANNEL 13 ANT 3

UL VERIFICATION SERVICES INC.
47173 Benicia Street, Fremont, CA 94538; USA TEL:(510) 319-4000 FAX:(510) 661-0888
This report shall not be reproduced except in full, without the written approval of UL Verification Services Inc.

ANT 4 + ANT 3, 2TX MODE: 242-Tones, RU Index 61

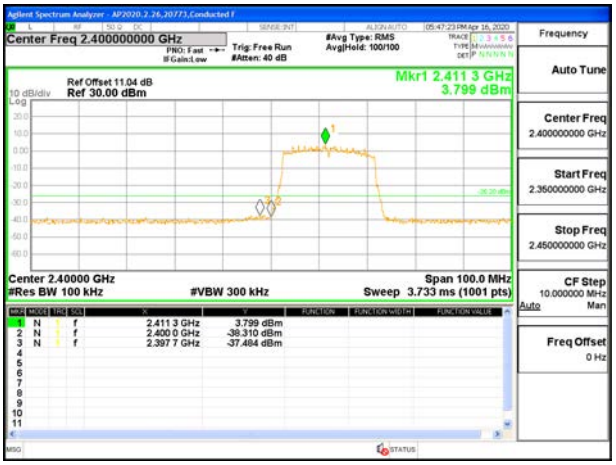

LOW CHANNEL 1 BANDEDGE ANT 4

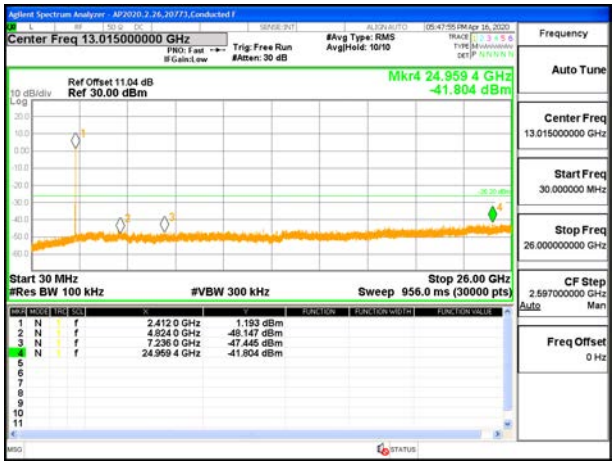

OUT-OF-BAND LOW CHANNEL 1 ANT 4

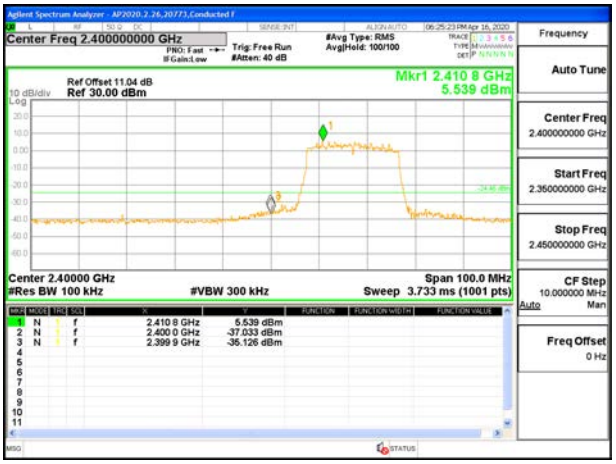

LOW CHANNEL 2 BANDEDGE ANT 4

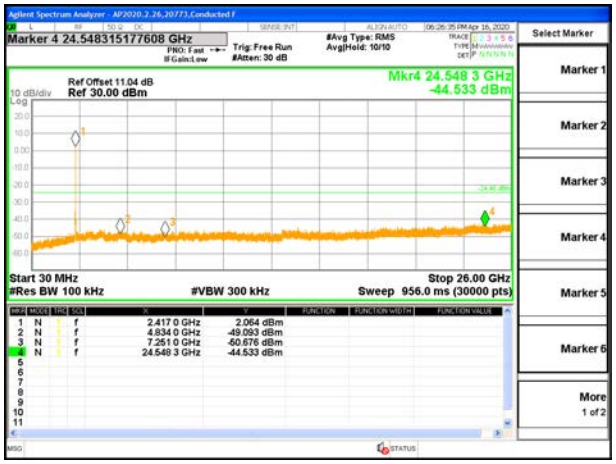

OUT-OF-BAND LOW CHANNEL 2 ANT 4

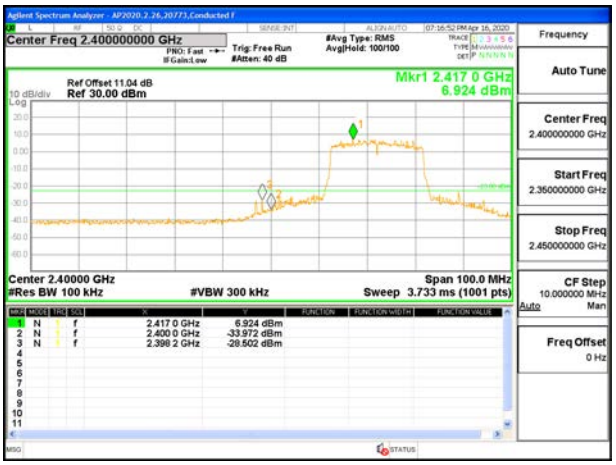

LOW CHANNEL 3 BANDEDGE ANT 4

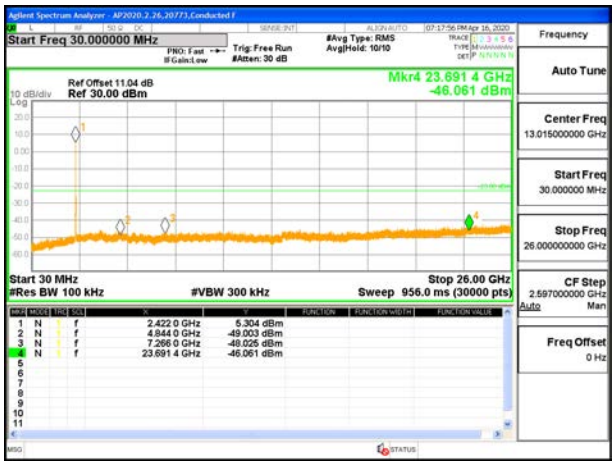

OUT-OF-BAND LOW CHANNEL 3 ANT 4

UL VERIFICATION SERVICES INC.
47173 Benicia Street, Fremont, CA 94538; USA TEL:(510) 319-4000 FAX:(510) 661-0888
This report shall not be reproduced except in full, without the written approval of UL Verification Services Inc.

LOW CHANNEL 4 BANDEDGE ANT 4

OUT-OF-BAND LOW CHANNEL 4 ANT 4

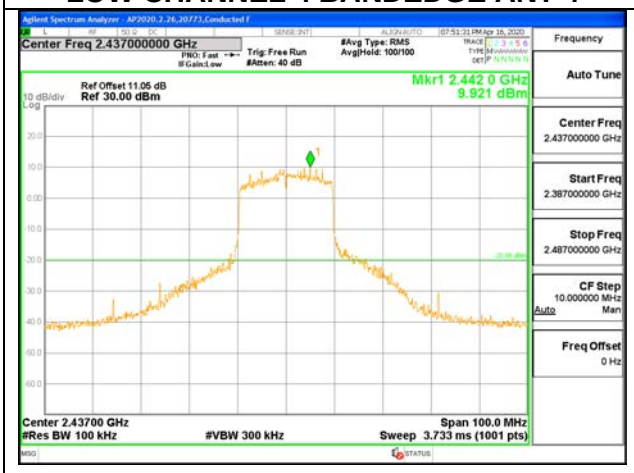

MID CHANNEL REFERENCE LEVEL ANT 4

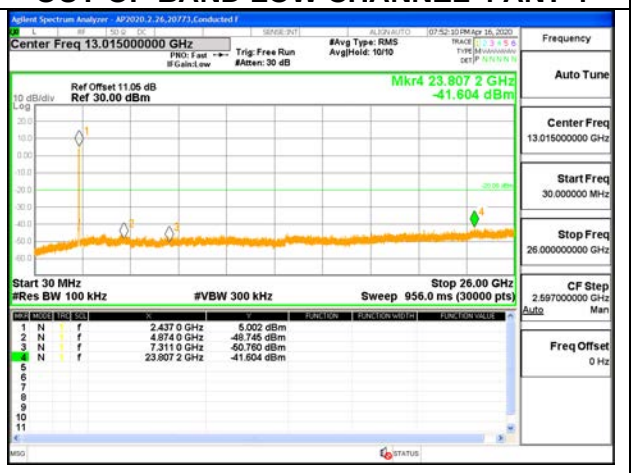

OUT-OF-BAND MID CHANNEL ANT 4

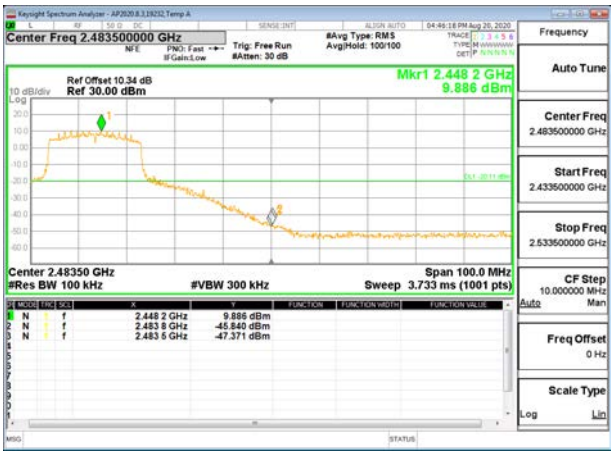

HIGH CHANNEL 8 BANDEDGE ANT 4

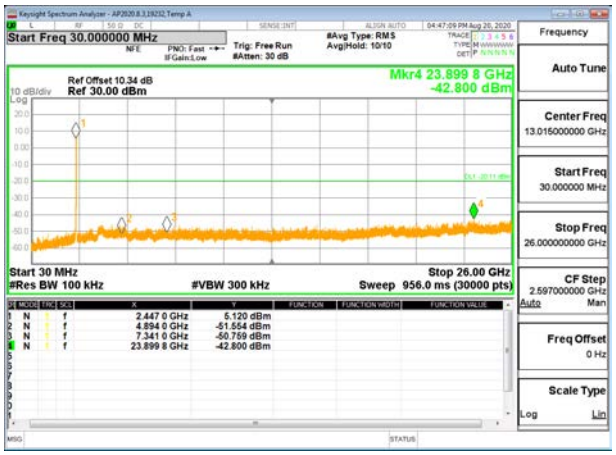

OUT-OF-BAND HIGH CHANNEL 8 ANT 4

UL VERIFICATION SERVICES INC.
47173 Benicia Street, Fremont, CA 94538; USA TEL:(510) 319-4000 FAX:(510) 661-0888
This report shall not be reproduced except in full, without the written approval of UL Verification Services Inc.

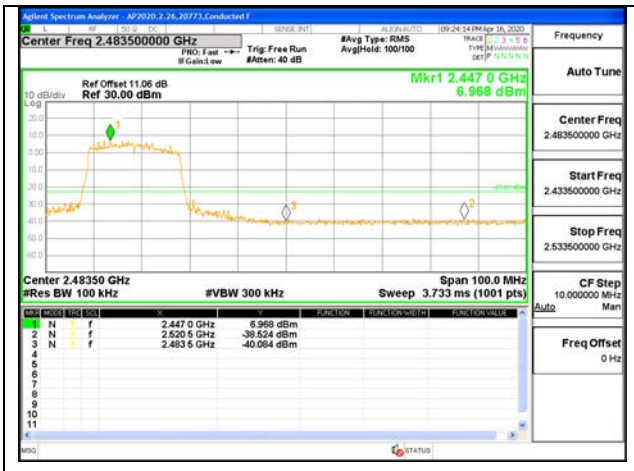

HIGH CHANNEL 9 BANDEDGE ANT 4

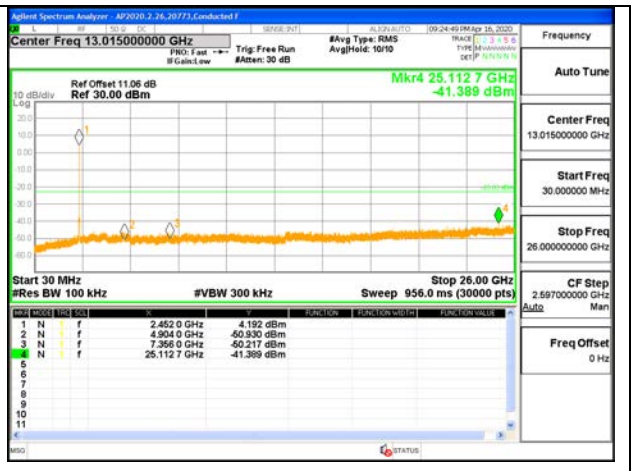

OUT-OF-BAND HIGH CHANNEL 9 ANT 4

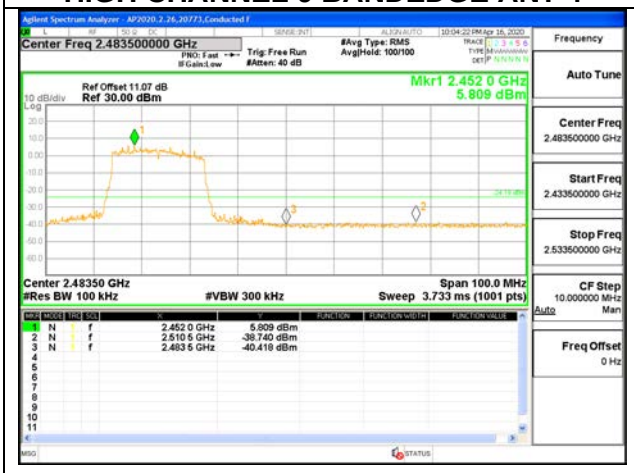

HIGH CHANNEL 10 BANDEDGE ANT 4

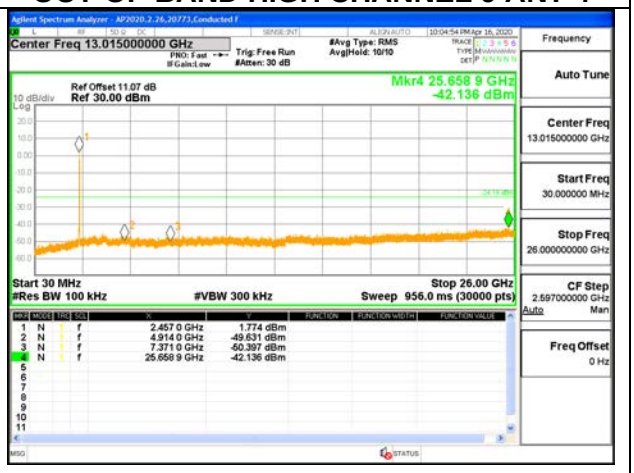

OUT-OF-BAND HIGH CHANNEL 10 ANT 4

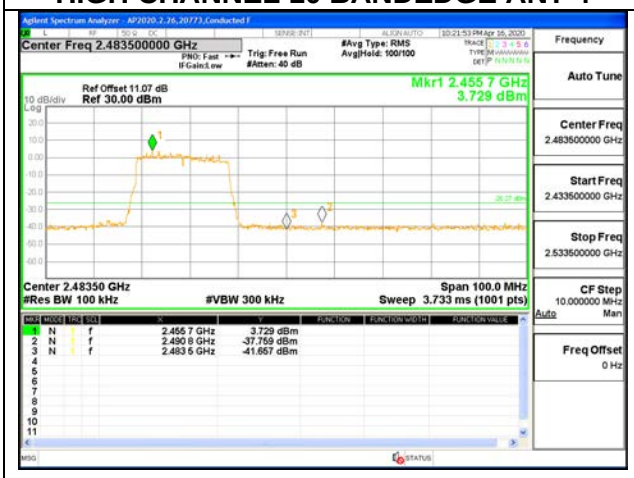

HIGH CHANNEL 11 BANDEDGE ANT 4

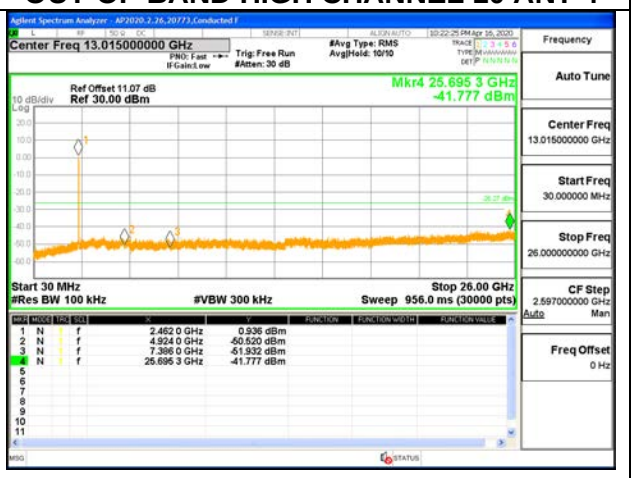

OUT-OF-BAND HIGH CHANNEL 11 ANT 4

UL VERIFICATION SERVICES INC.
47173 Benicia Street, Fremont, CA 94538; USA TEL:(510) 319-4000 FAX:(510) 661-0888
This report shall not be reproduced except in full, without the written approval of UL Verification Services Inc.

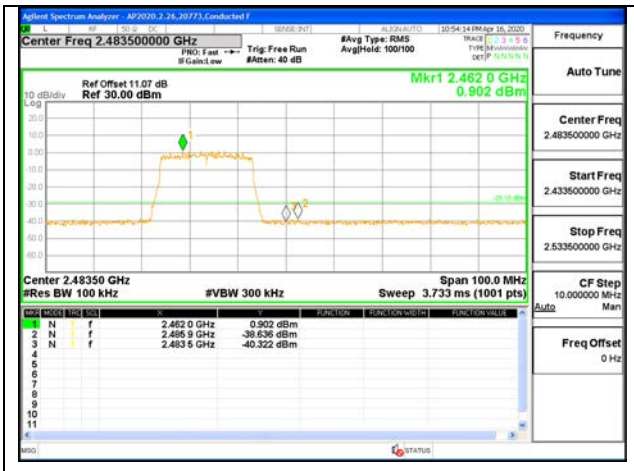

HIGH CHANNEL 12 BANDEDGE ANT 4

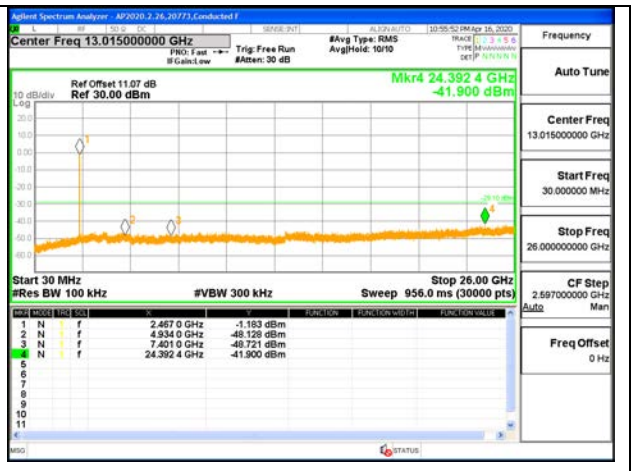

OUT-OF-BAND HIGH CHANNEL 12 ANT 4

HIGH CHANNEL 13 BANDEDGE ANT 4

OUT-OF-BAND HIGH CHANNEL 13 ANT 4

UL VERIFICATION SERVICES INC.
47173 Benicia Street, Fremont, CA 94538; USA TEL:(510) 319-4000 FAX:(510) 661-0888
This report shall not be reproduced except in full, without the written approval of UL Verification Services Inc.

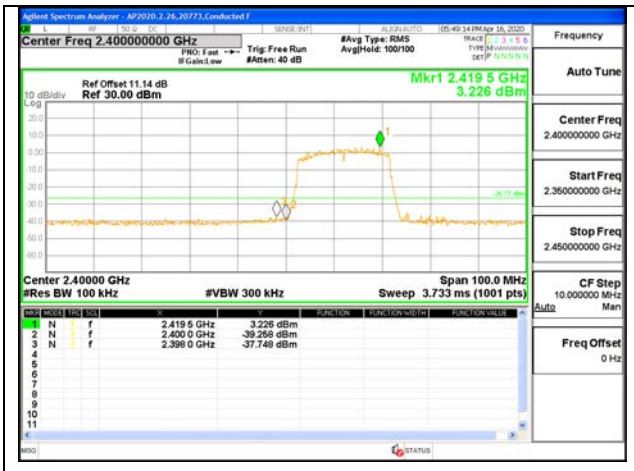

LOW CHANNEL 1 BANDEDGE ANT 3

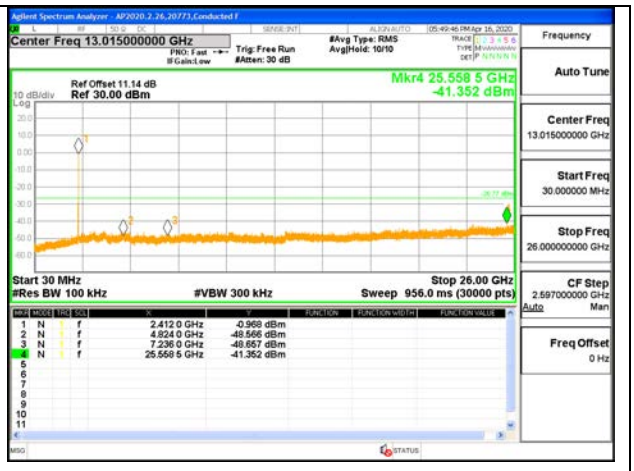

OUT-OF-BAND LOW CHANNEL 1 ANT 3

LOW CHANNEL 2 BANDEDGE ANT 3

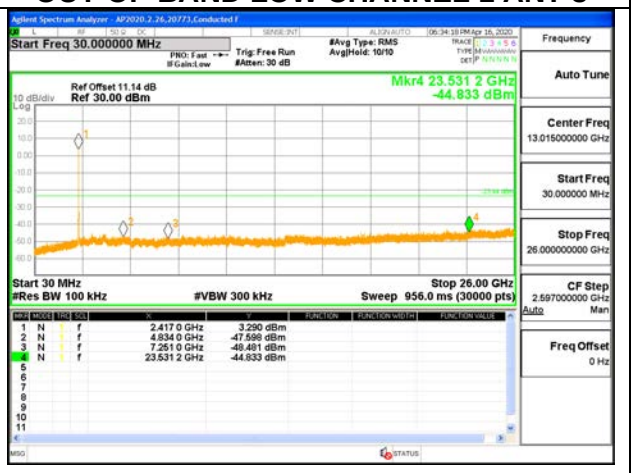

OUT-OF-BAND LOW CHANNEL 2 ANT 3

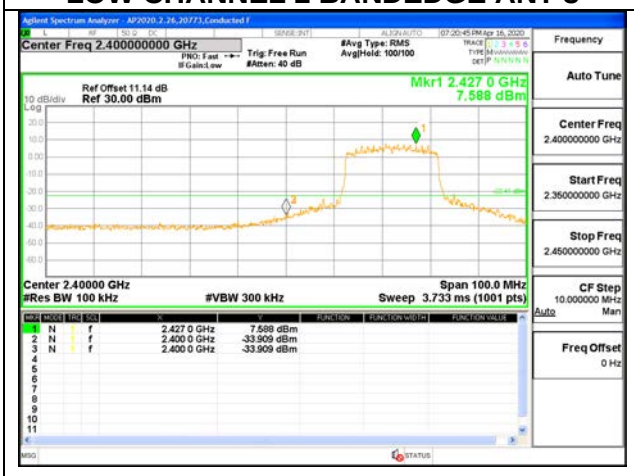

LOW CHANNEL 3 BANDEDGE ANT 3

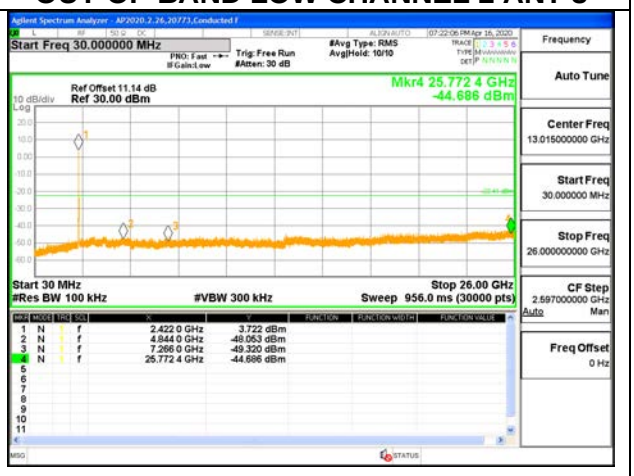

OUT-OF-BAND LOW CHANNEL 3 ANT 3

UL VERIFICATION SERVICES INC.
47173 Benicia Street, Fremont, CA 94538; USA TEL:(510) 319-4000 FAX:(510) 661-0888
This report shall not be reproduced except in full, without the written approval of UL Verification Services Inc.

LOW CHANNEL 4 BANDEDGE ANT 3

OUT-OF-BAND LOW CHANNEL 4 ANT 3

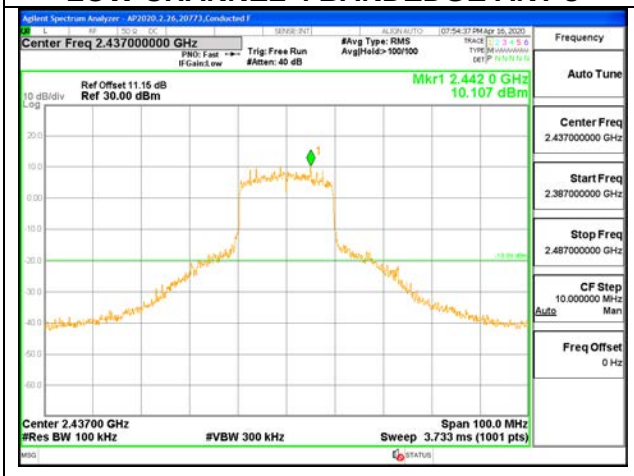

MID CHANNEL REFERENCE LEVEL ANT 3

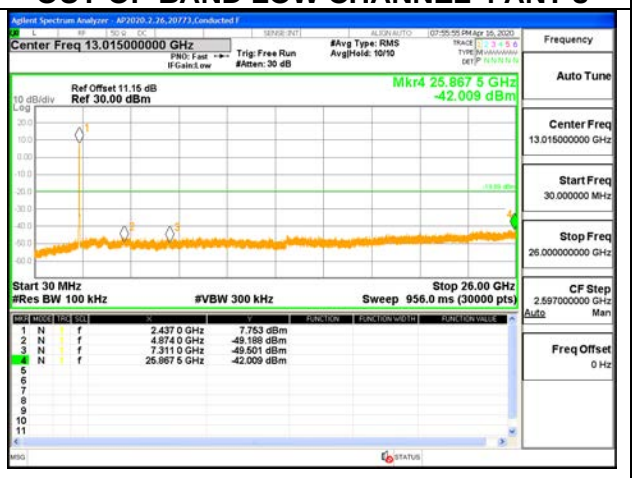

OUT-OF-BAND MID CHANNEL ANT 3

HIGH CHANNEL 8 BANDEDGE ANT 3

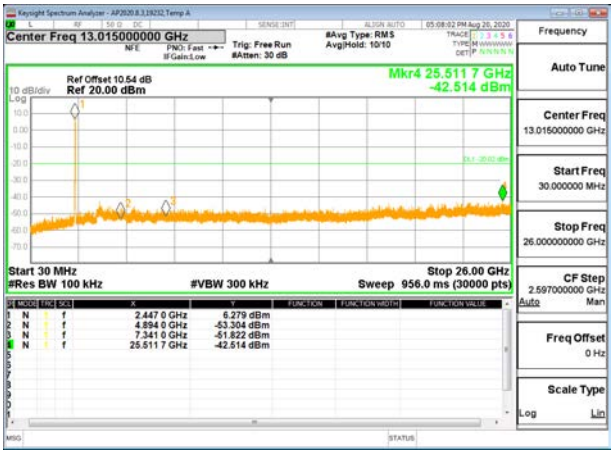

OUT-OF-BAND HIGH CHANNEL 8 ANT 3

UL VERIFICATION SERVICES INC.
47173 Benicia Street, Fremont, CA 94538; USA TEL:(510) 319-4000 FAX:(510) 661-0888
This report shall not be reproduced except in full, without the written approval of UL Verification Services Inc.

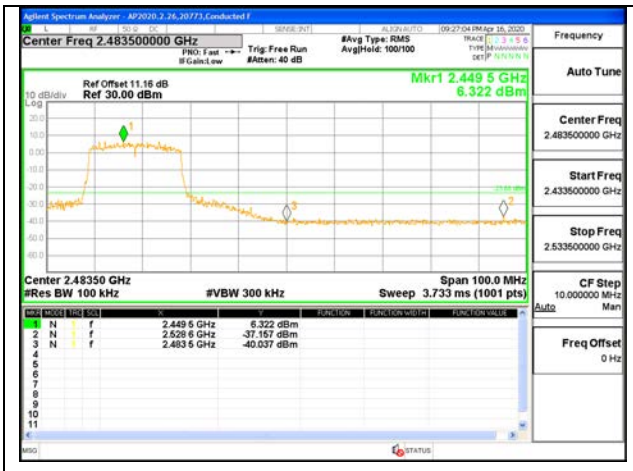

HIGH CHANNEL 9 BANDEDGE ANT 3

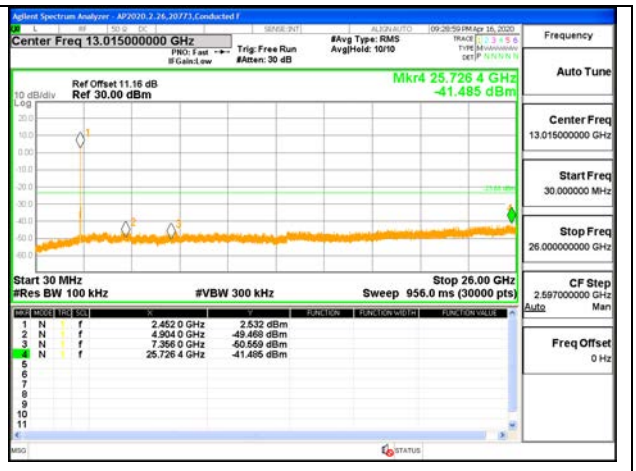

OUT-OF-BAND HIGH CHANNEL 9 ANT 3

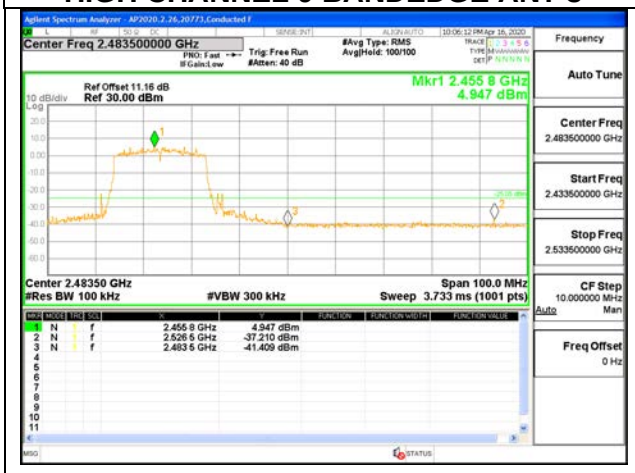

HIGH CHANNEL 10 BANDEDGE ANT 3

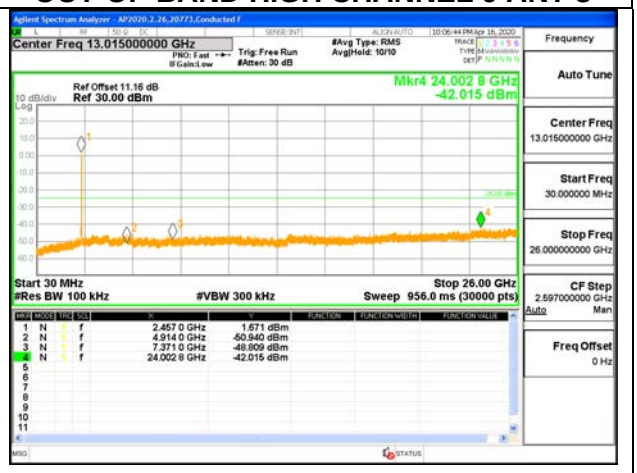

OUT-OF-BAND HIGH CHANNEL 10 ANT 3

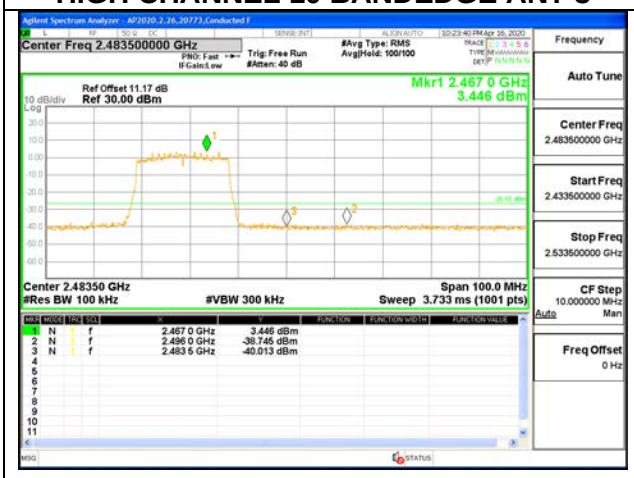

HIGH CHANNEL 11 BANDEDGE ANT 3

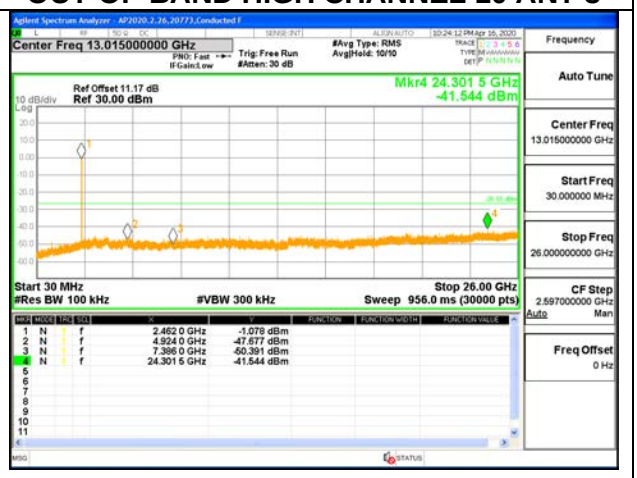

OUT-OF-BAND HIGH CHANNEL 11 ANT 3

UL VERIFICATION SERVICES INC.
47173 Benicia Street, Fremont, CA 94538; USA TEL:(510) 319-4000 FAX:(510) 661-0888
This report shall not be reproduced except in full, without the written approval of UL Verification Services Inc.

HIGH CHANNEL 12 BANDEDGE ANT 3

OUT-OF-BAND HIGH CHANNEL 12 ANT 3

HIGH CHANNEL 13 BANDEDGE ANT 3

OUT-OF-BAND HIGH CHANNEL 13 ANT 3

UL VERIFICATION SERVICES INC.
47173 Benicia Street, Fremont, CA 94538; USA TEL:(510) 319-4000 FAX:(510) 661-0888
This report shall not be reproduced except in full, without the written approval of UL Verification Services Inc.

10. RADIATED TEST RESULTS

LIMITS

FCC §15.205 and §15.209
RSS-GEN, Section 8.9 and 8.10

Frequency Range (MHz)	Field Strength Limit (uV/m) at 3 m	Field Strength Limit (dBuV/m) at 3 m
0.009-0.490	2400/F(kHz) @ 300 m	-
0.490-1.705	24000/F(kHz) @ 30 m	-
1.705 - 30	30 @ 30m	-
30 - 88	100	40
88 - 216	150	43.5
216 - 960	200	46
Above 960	500	54

TEST PROCEDURE

The EUT is placed on a non-conducting table 80 cm above the ground plane for measurement below 1GHz; 1.5 m above the ground plane for measurement above 1GHz. The antenna to EUT distance is 3 meters. The EUT is configured in accordance with ANSI C63.10. The EUT is set to transmit in a continuous mode.

For measurements below 1 GHz the resolution bandwidth is set to 100 kHz for peak detection measurements or 120 kHz for quasi-peak detection measurements. Peak detection is used unless otherwise noted as quasi-peak.

For pre-scans above 1 GHz the resolution bandwidth is set to 1 MHz; the video bandwidth is set to 30 KHz for peak measurements.

For final measurements above 1 GHz the resolution bandwidth is set to 1 MHz; the video bandwidth is set to 3 MHz for peak measurements and as applicable for average measurements.

The spectrum from 1 GHz to 18 GHz is investigated with the transmitter set to the lowest, middle, and highest channels in each applicable band. Below 1GHz and above 18GHz emissions, the channel with the highest output power was tested.

The frequency range of interest is monitored at a fixed antenna height and EUT azimuth. The EUT is rotated through 360 degrees to maximize emissions received. The antenna is scanned from 1 to 4 meters above the ground plane to further maximize the emission. Measurements are made with the antenna polarized in both the vertical and the horizontal positions.

For below 30MHz testing, investigation was done on three antenna orientations (parallel, perpendicular, and ground-parallel), parallel and perpendicular are the worst orientations, therefore testing was performed on these two orientations only. No emission was found.

UL VERIFICATION SERVICES INC.
47173 Benicia Street, Fremont, CA 94538; USA TEL:(510) 319-4000 FAX:(510) 661-0888
This report shall not be reproduced except in full, without the written approval of UL Verification Services Inc.

KDB 414788 Open Field Site(OFS) and Chamber Correlation Justification

Base on FCC 15.31 (f) (2): measurements may be performed at a distance closer than that specified in the regulations; however, an attempt should be made to avoid making measurements in the near field.

OFS and chamber correlation testing had been performed and chamber measured test result is the worst case test result.

RESULTS

Besides 802.11b 2TX and HT20 CDD, for 802.11ax OFDMA modes use mode with highest PSD and mode with highest total power only within each band.

802.11b 2TX, HT20 CDD, 802.11ax OFDMA modes are set to maximum power per chain to cover both SISO and MIMO modes to complies with radiated spurious emissions limits in the restricted bands between 1GHz and 18GHz low/mid/high channel (except the band edge).

Spurious emissions for frequencies below 1GHz and above 18GHz were limited to the middle channel as preliminary testing indicated that changing the operating frequency had no significant impact on the emissions in those frequency bands.

UL VERIFICATION SERVICES INC.
47173 Benicia Street, Fremont, CA 94538; USA TEL:(510) 319-4000 FAX:(510) 661-0888
This report shall not be reproduced except in full, without the written approval of UL Verification Services Inc.

10.1. TRANSMITTER ABOVE 1 GHz

10.1.1. TX ABOVE 1 GHz 802.11b MODE IN THE 2.4 GHz BAND

1TX ANT 4

BANDEDGE (LOW CHANNEL, CH 1)

HORIZONTAL RESULT

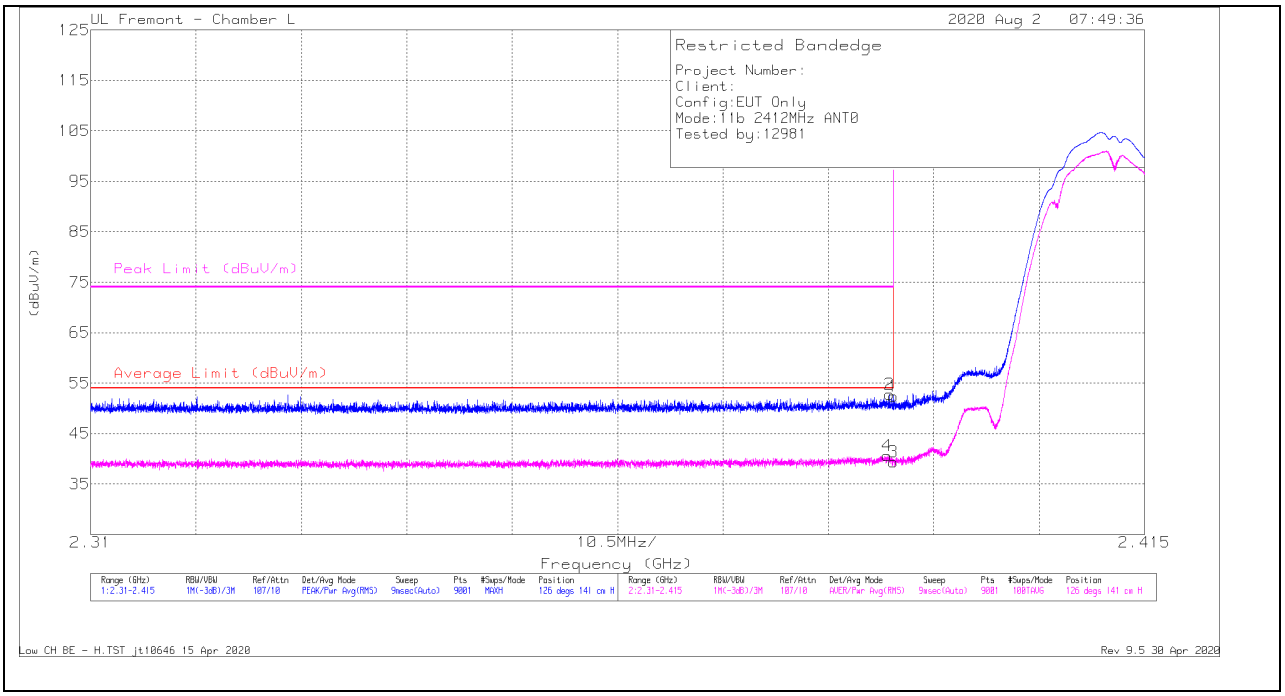

Marker	Frequency (GHz)	Meter Reading (dBuV)	Det	AF 344 (dB/m)	Amp/Cbl/Fltr/Pad (dB)	Corrected Reading (dBuV/m)	Average Limit (dBuV/m)	Margin (dB)	Peak Limit (dBuV/m)	PK Margin (dB)	Azimuth (Degs)	Height (cm)	Polarity
1	* 2.38999	41.61	Pk	31.9	-21.1	52.41	-	-	74	-21.59	126	141	H
2	* 2.3896	42.02	Pk	31.9	-21.1	52.82	-	-	74	-21.18	126	141	H
3	* 2.38999	28.53	RMS	31.9	-21.1	39.33	54	-14.67	-	-	126	141	H
4	* 2.38936	29.76	RMS	31.9	-21.1	40.56	54	-13.44	-	-	126	141	H

* - indicates frequency in CFR47 Pt 15 / IC RSS-Restricted Band
Pk - Peak detector
RMS - RMS detection

UL VERIFICATION SERVICES INC.
47173 Benicia Street, Fremont, CA 94538; USA TEL:(510) 319-4000 FAX:(510) 661-0888
This report shall not be reproduced except in full, without the written approval of UL Verification Services Inc.

VERTICAL RESULT

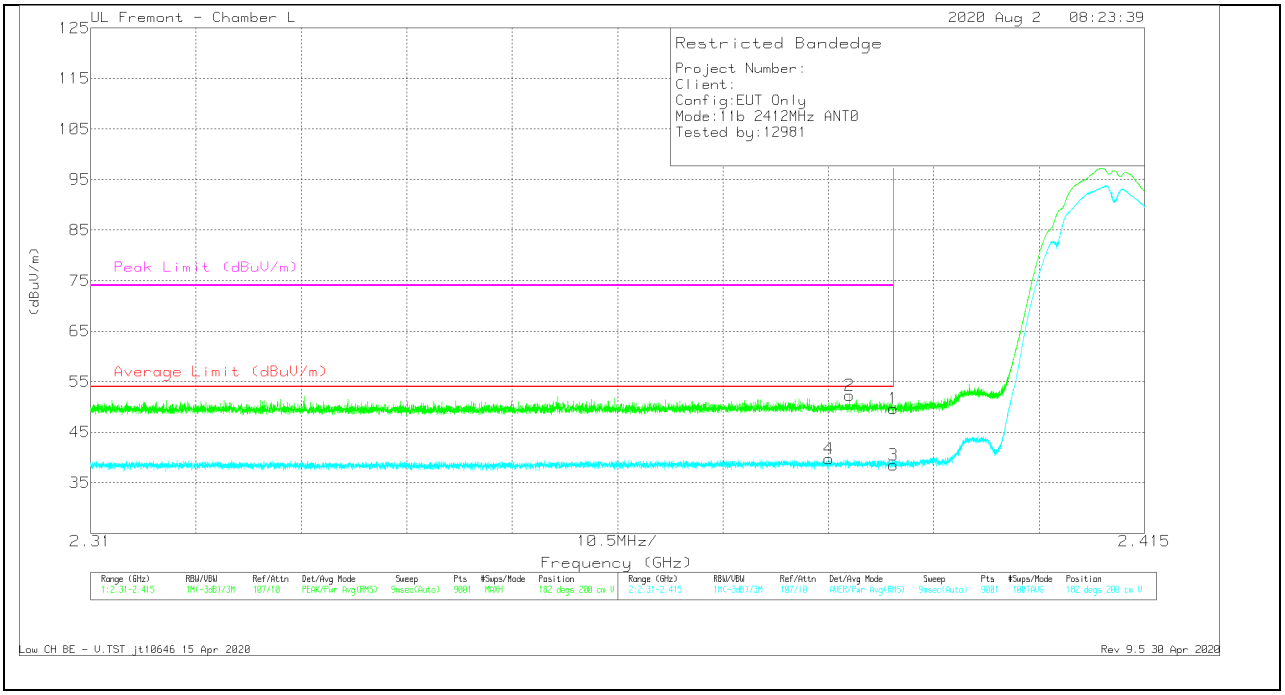

Marker	Frequency (GHz)	Meter Reading (dBuV)	Det	AF 344 (dB/m)	Amp/Cbl/Fltr/Pad (dB)	Corrected Reading (dBuV/m)	Average Limit (dBuV/m)	Margin (dB)	Peak Limit (dBuV/m)	PK Margin (dB)	Azimuth (Degs)	Height (cm)	Polarity
1	* 2.38999	38.91	Pk	31.9	-21.1	49.71	-	-	74	-24.29	182	200	V
2	* 2.38563	41.58	Pk	31.8	-21.1	52.28	-	-	74	-21.72	182	200	V
3	* 2.38999	27.65	RMS	31.9	-21.1	38.45	54	-15.55	-	-	182	200	V
4	* 2.38356	29	RMS	31.8	-21.1	39.7	54	-14.3	-	-	182	200	V

* - indicates frequency in CFR47 Pt 15 / IC RSS-Restricted Band
Pk - Peak detector
RMS - RMS detection

Low CH BE - V.TST jt10646 15 Apr 2020
Rev 9.5 30 Apr 2020

UL VERIFICATION SERVICES INC.
47173 Benicia Street, Fremont, CA 94538; USA TEL:(510) 319-4000 FAX:(510) 661-0888
This report shall not be reproduced except in full, without the written approval of UL Verification Services Inc.

BANDEDGE (HIGH CHANNEL, CH 11)

HORIZONTAL RESULT

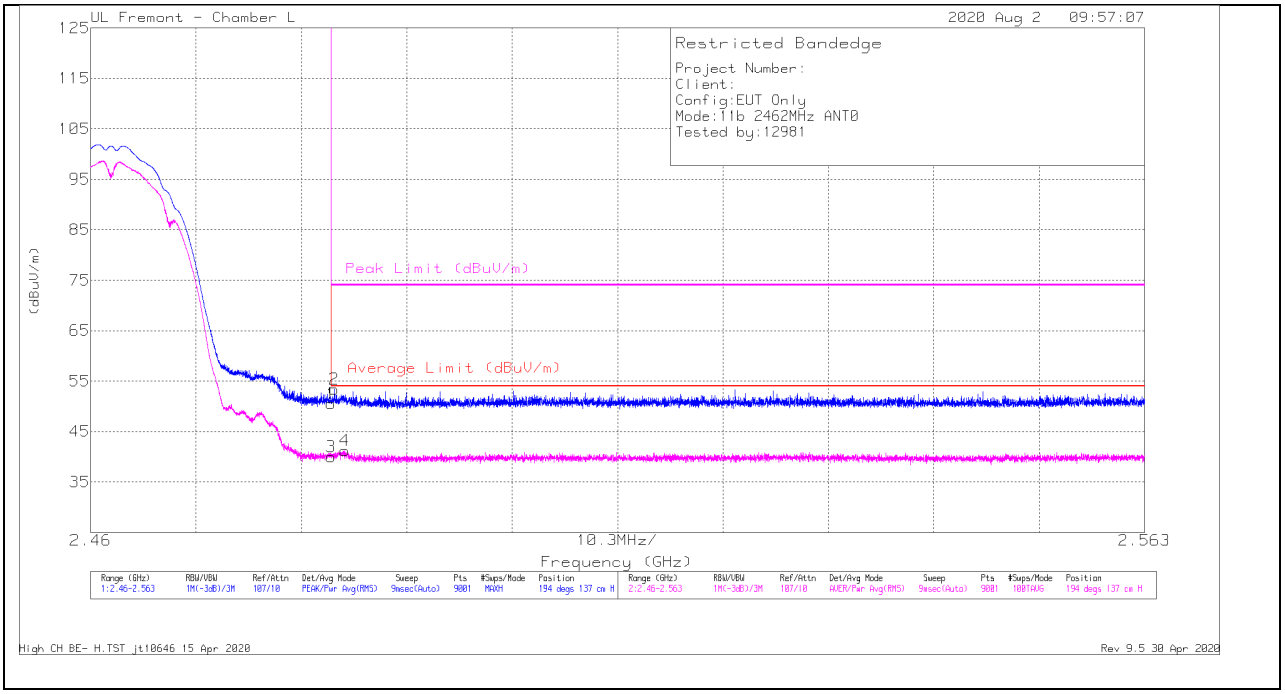

Marker	Frequency (GHz)	Meter Reading (dBuV)	Det	AF 344 (dB/m)	Amp/Cbl/Fltr/Pad (dB)	Corrected Reading (dBuV/m)	Average Limit (dBuV/m)	Margin (dB)	Peak Limit (dBuV/m)	PK Margin (dB)	Azimuth (Degs)	Height (cm)	Polarity
1	* 2.48351	39.17	Pk	32.3	-20.9	50.57	-	-	74	-23.43	194	137	H
2	* 2.48383	42.05	Pk	32.3	-20.9	53.45	-	-	74	-20.55	194	137	H
3	* 2.48351	28.58	RMS	32.3	-20.9	39.98	54	-14.02	-	-	194	137	H
4	* 2.48484	29.85	RMS	32.3	-20.9	41.25	54	-12.75	-	-	194	137	H

* - indicates frequency in CFR47 Pt 15 / IC RSS-Restricted Band
Pk - Peak detector
RMS - RMS detection

High CH BE- H.TST jt10646 15 Apr 2020
Rev 9.5 30 Apr 2020

UL VERIFICATION SERVICES INC.
47173 Benicia Street, Fremont, CA 94538; USA TEL:(510) 319-4000 FAX:(510) 661-0888
This report shall not be reproduced except in full, without the written approval of UL Verification Services Inc.

VERTICAL RESULT

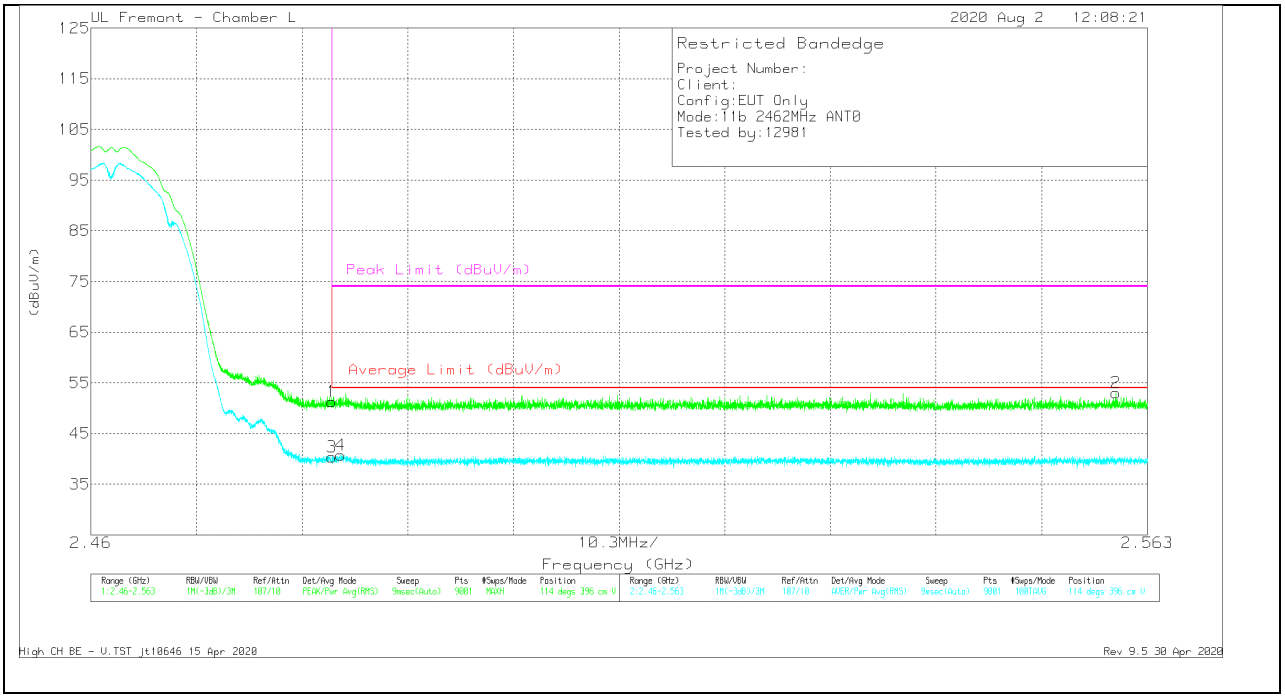

Marker	Frequency (GHz)	Meter Reading (dBuV)	Det	AF 344 (dB/m)	Amp/Cbl/Fltr/Pad (dB)	Corrected Reading (dBuV/m)	Average Limit (dBuV/m)	Margin (dB)	Peak Limit (dBuV/m)	PK Margin (dB)	Azimuth (Degs)	Height (cm)	Polarity
1	* 2.48351	39.93	Pk	32.3	-20.9	51.33	-	-	74	-22.67	114	396	V
2	2.55995	41.45	Pk	32.4	-20.8	53.05	-	-	74	-20.95	114	396	V
3	* 2.48351	28.93	RMS	32.3	-20.9	40.33	54	-13.67	-	-	114	396	V
4	* 2.48433	29.37	RMS	32.3	-20.9	40.77	54	-13.23	-	-	114	396	V

* - indicates frequency in CFR47 Pt 15 / IC RSS-Restricted Band
Pk - Peak detector
RMS - RMS detection

High CH BE - V.TST jt10646 15 Apr 2020
Rev 9.5 30 Apr 2020

UL VERIFICATION SERVICES INC.
47173 Benicia Street, Fremont, CA 94538; USA TEL:(510) 319-4000 FAX:(510) 661-0888
This report shall not be reproduced except in full, without the written approval of UL Verification Services Inc.

BANDEDGE (HIGH CHANNEL, CH 12)

HORIZONTAL RESULT

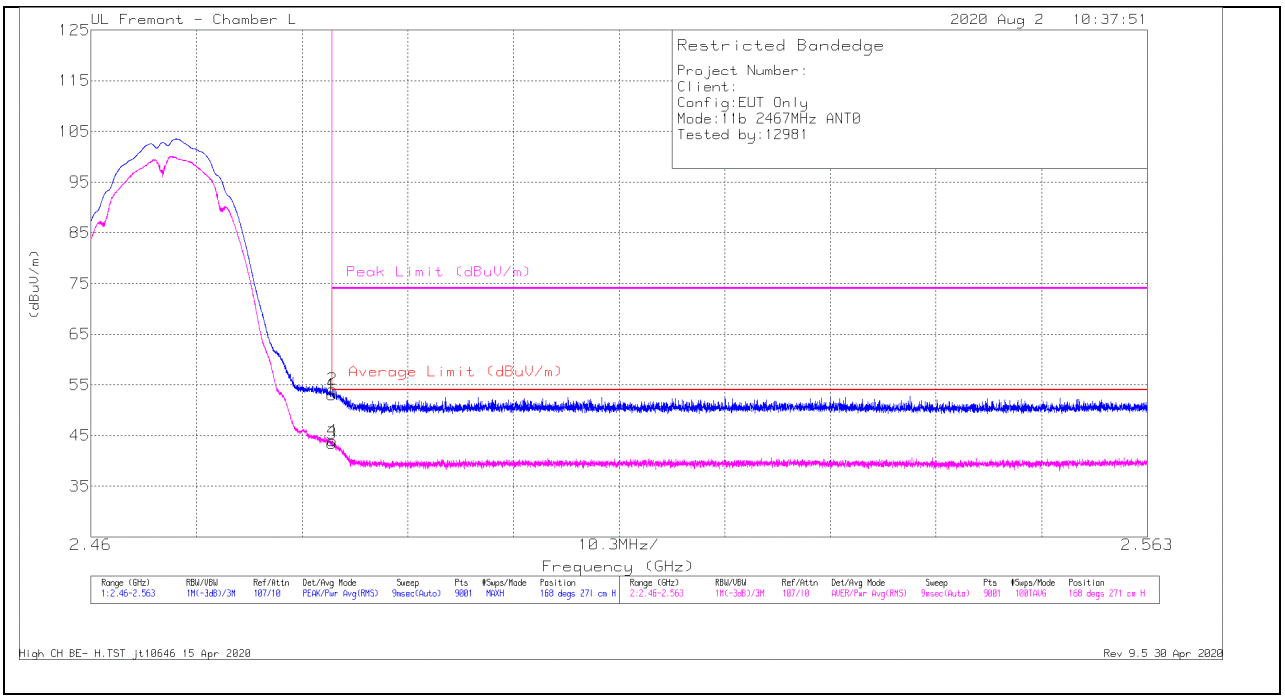

Marker	Frequency (GHz)	Meter Reading (dBuV)	Det	AF 344 (dB/m)	Amp/Cbl/Fltr/Pad (dB)	Corrected Reading (dBuV/m)	Average Limit (dBuV/m)	Margin (dB)	Peak Limit (dBuV/m)	PK Margin (dB)	Azimuth (Degs)	Height (cm)	Polarity
1	* 2.48351	41.57	Pk	32.3	-20.9	52.97	-	-	74	-21.03	168	271	H
2	* 2.48354	42.76	Pk	32.3	-20.9	54.16	-	-	74	-19.84	168	271	H
3	* 2.48351	32.09	RMS	32.3	-20.9	43.49	54	-10.51	-	-	168	271	H
4	* 2.48354	32.56	RMS	32.3	-20.9	43.96	54	-10.04	-	-	168	271	H

* - indicates frequency in CFR47 Pt 15 / IC RSS-Restricted Band
Pk - Peak detector
RMS - RMS detection

High CH BE- H.TST jt10646 15 Apr 2020
Rev 9.5 30 Apr 2020

UL VERIFICATION SERVICES INC.
47173 Benicia Street, Fremont, CA 94538; USA TEL:(510) 319-4000 FAX:(510) 661-0888
This report shall not be reproduced except in full, without the written approval of UL Verification Services Inc.

VERTICAL RESULT

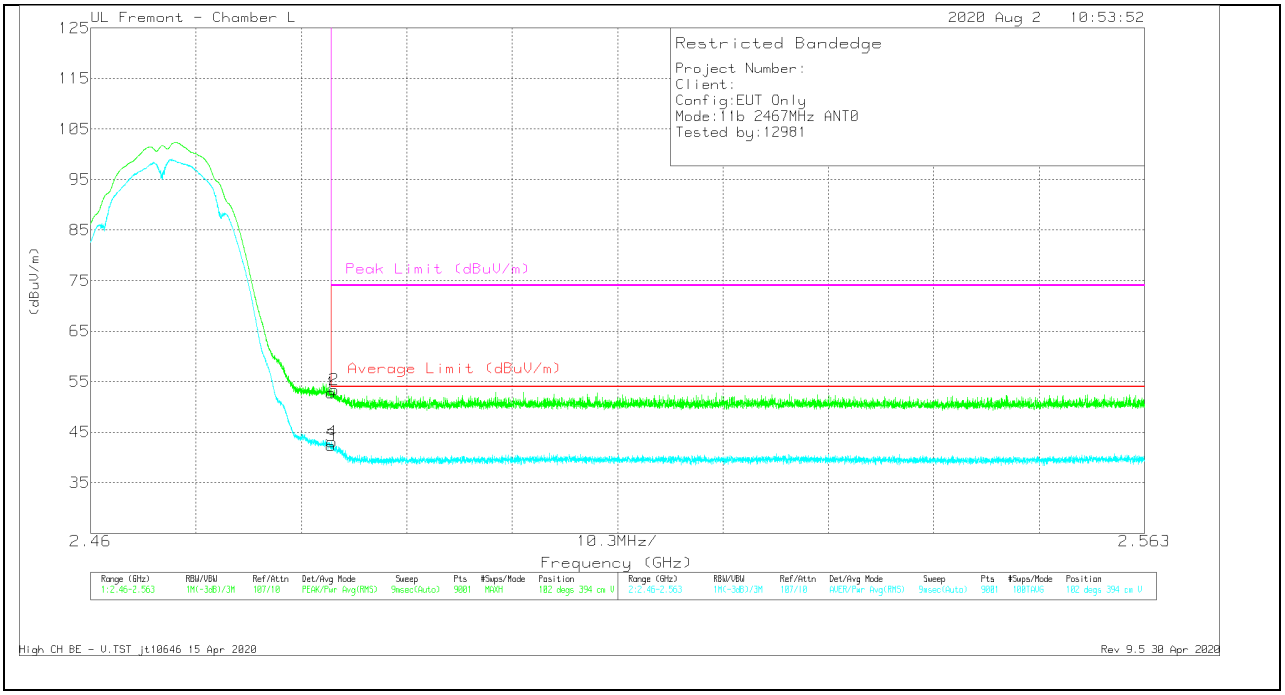

Marker	Frequency (GHz)	Meter Reading (dBuV)	Det	AF 344 (dB/m)	Amp/Cbl/Fltr/Pad (dB)	Corrected Reading (dBuV/m)	Average Limit (dBuV/m)	Margin (dB)	Peak Limit (dBuV/m)	PK Margin (dB)	Azimuth (Degs)	Height (cm)	Polarity
1	* 2.48351	41.4	Pk	32.3	-20.9	52.8	-	-	74	-21.2	102	394	V
2	* 2.48382	41.94	Pk	32.3	-20.9	53.34	-	-	74	-20.66	102	394	V
3	* 2.48351	30.91	RMS	32.3	-20.9	42.31	54	-11.69	-	-	102	394	V
4	* 2.48359	31.66	RMS	32.3	-20.9	43.06	54	-10.94	-	-	102	394	V

* - indicates frequency in CFR47 Pt 15 / IC RSS-Restricted Band
Pk - Peak detector
RMS - RMS detection

High CH BE - V.TST jt10646 15 Apr 2020
Rev 9.5 30 Apr 2020

UL VERIFICATION SERVICES INC.
47173 Benicia Street, Fremont, CA 94538; USA TEL:(510) 319-4000 FAX:(510) 661-0888
This report shall not be reproduced except in full, without the written approval of UL Verification Services Inc.

BANDEDGE (HIGH CHANNEL, CH 13)

HORIZONTAL RESULT

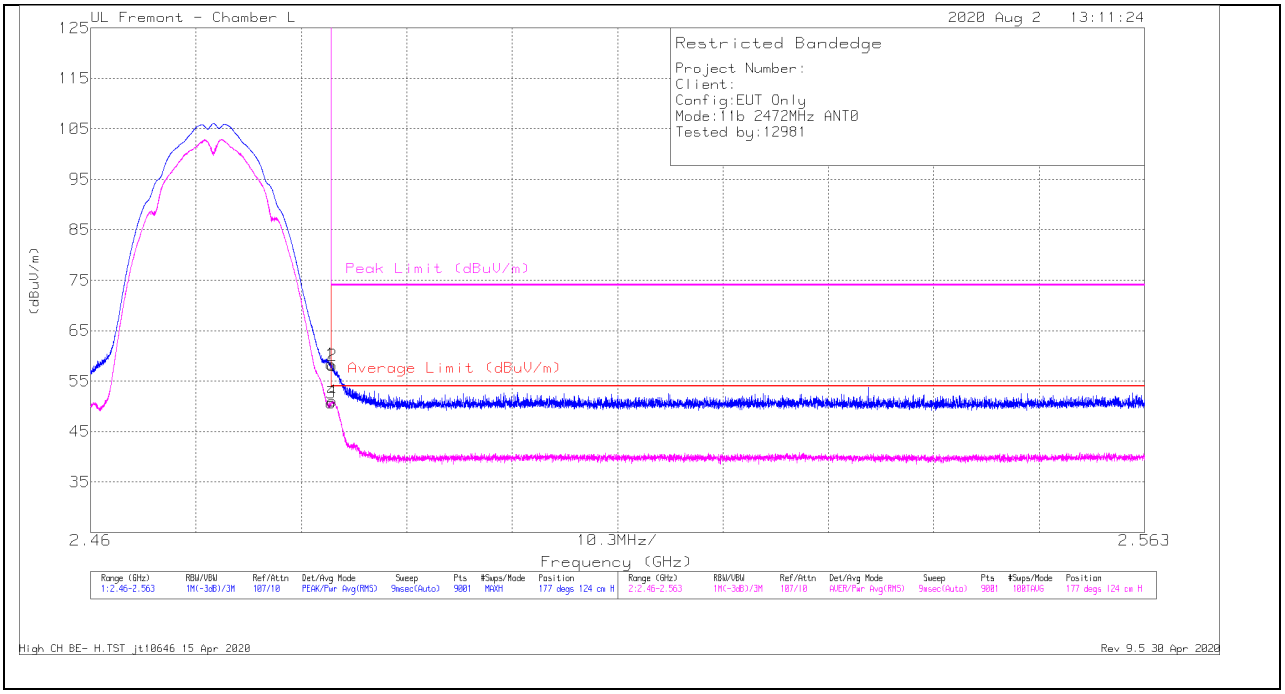

Marker	Frequency (GHz)	Meter Reading (dBuV)	Det	AF 344 (dB/m)	Amp/Cbl/Fltr/Pad (dB)	Corrected Reading (dBuV/m)	Average Limit (dBuV/m)	Margin (dB)	Peak Limit (dBuV/m)	PK Margin (dB)	Azimuth (Degs)	Height (cm)	Polarity
1	* 2.48351	46.91	Pk	32.3	-20.9	58.31	-	-	74	-15.69	177	124	H
2	* 2.4836	46.76	Pk	32.3	-20.9	58.16	-	-	74	-15.84	177	124	H
3	* 2.48351	39.3	RMS	32.3	-20.9	50.7	54	-3.3	-	-	177	124	H
4	* 2.48361	39.58	RMS	32.3	-20.9	50.98	54	-3.02	-	-	177	124	H

* - indicates frequency in CFR47 Pt 15 / IC RSS-Restricted Band
Pk - Peak detector
RMS - RMS detection

High CH BE- H.TST jt10646 15 Apr 2020
Rev 9.5 30 Apr 2020

UL VERIFICATION SERVICES INC.
47173 Benicia Street, Fremont, CA 94538; USA TEL:(510) 319-4000 FAX:(510) 661-0888
This report shall not be reproduced except in full, without the written approval of UL Verification Services Inc.

VERTICAL RESULT

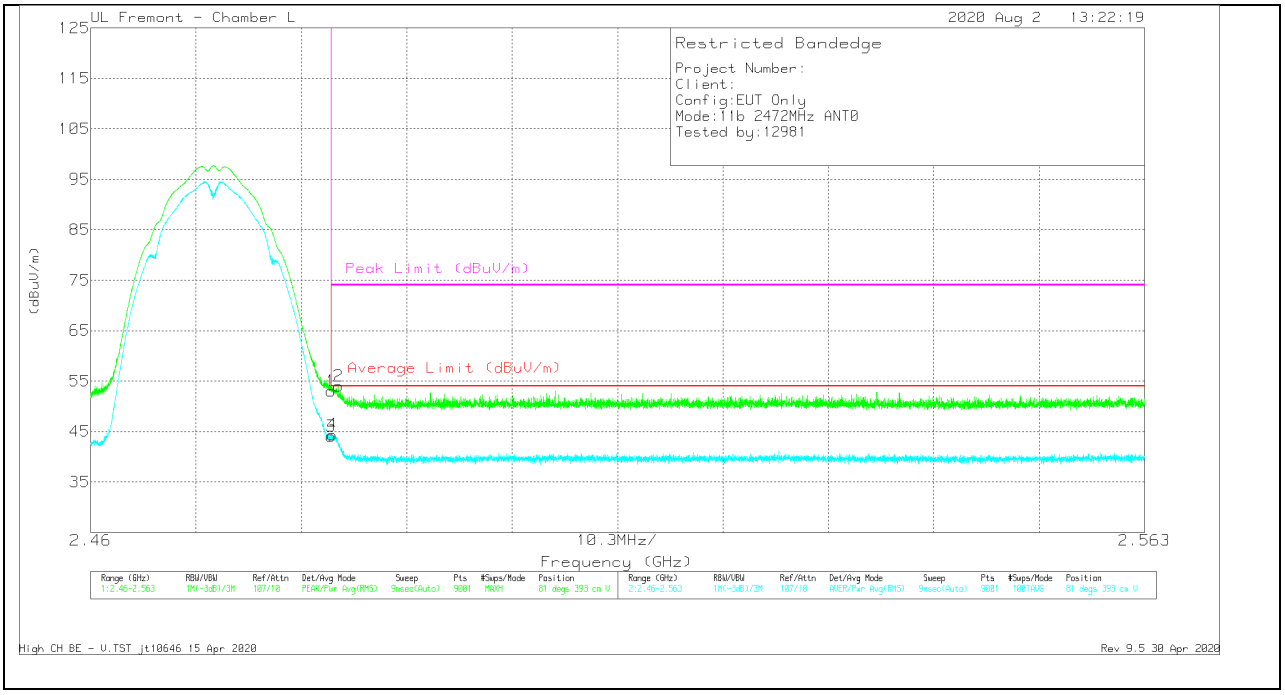

Marker	Frequency (GHz)	Meter Reading (dBuV)	Det	AF 344 (dB/m)	Amp/Cbl/Fltr/Pad (dB)	Corrected Reading (dBuV/m)	Average Limit (dBuV/m)	Margin (dB)	Peak Limit (dBuV/m)	PK Margin (dB)	Azimuth (Degs)	Height (cm)	Polarity
1	* 2.48351	41.64	Pk	32.3	-20.9	53.04	-	-	74	-20.96	81	393	V
2	* 2.48424	42.61	Pk	32.3	-20.9	54.01	-	-	74	-19.99	81	393	V
3	* 2.48351	32.64	RMS	32.3	-20.9	44.04	54	-9.96	-	-	81	393	V
4	* 2.48364	32.99	RMS	32.3	-20.9	44.39	54	-9.61	-	-	81	393	V

* - indicates frequency in CFR47 Pt 15 / IC RSS-Restricted Band
Pk - Peak detector
RMS - RMS detection

High CH BE - V.TST jt10646 15 Apr 2020
Rev 9.5 30 Apr 2020

UL VERIFICATION SERVICES INC.
47173 Benicia Street, Fremont, CA 94538; USA TEL:(510) 319-4000 FAX:(510) 661-0888
This report shall not be reproduced except in full, without the written approval of UL Verification Services Inc.

HARMONICS AND SPURIOUS EMISSIONS

LOW CHANNEL, CH 1 RESULTS

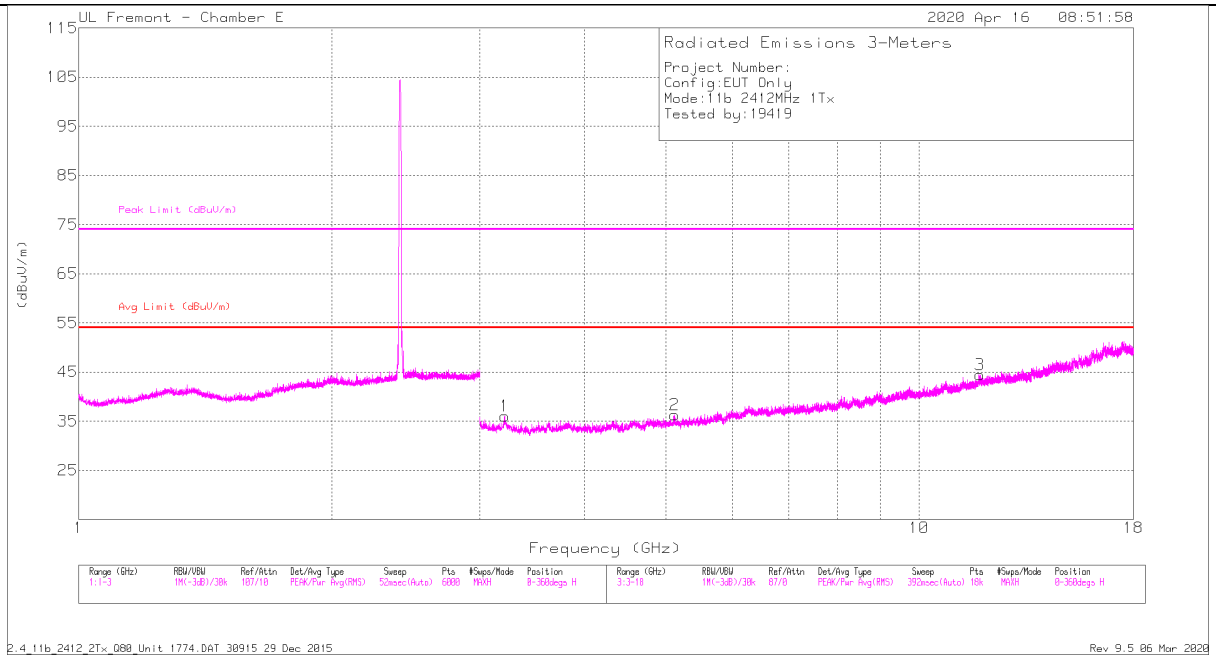

HORIZONTAL

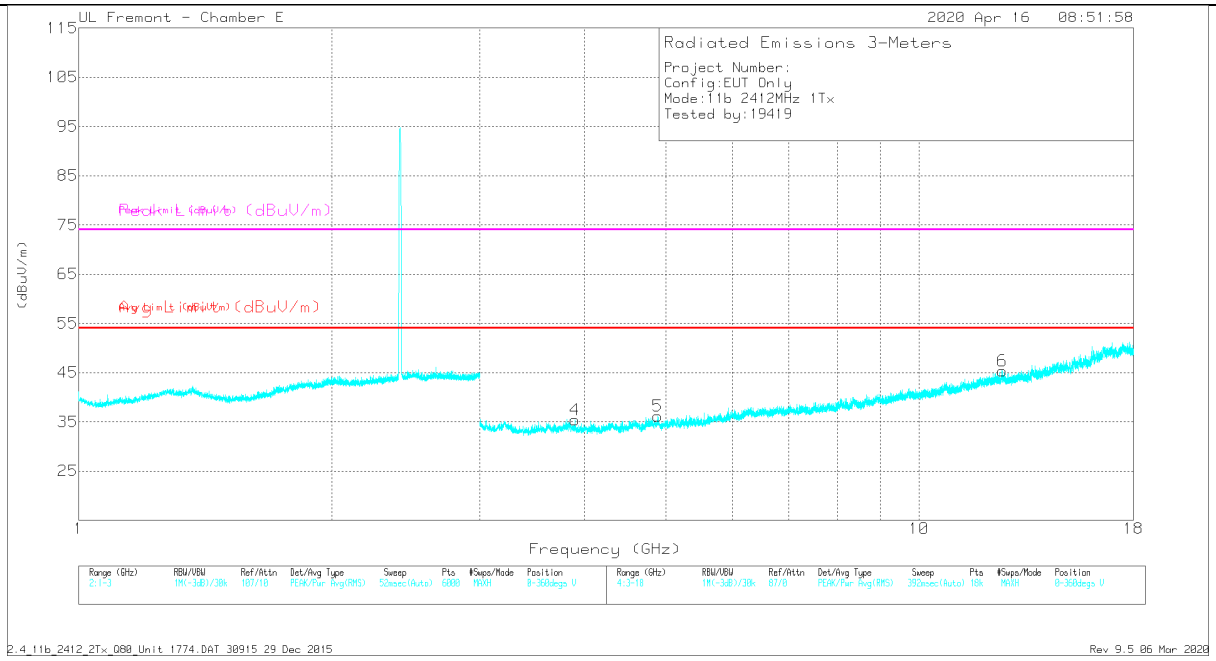

VERTICAL

UL VERIFICATION SERVICES INC.
47173 Benicia Street, Fremont, CA 94538; USA TEL:(510) 319-4000 FAX:(510) 661-0888
This report shall not be reproduced except in full, without the written approval of UL Verification Services Inc.

RADIATED EMISSIONS

Marker	Frequency (GHz)	Meter Reading (dBuV)	Det	AF T712 (dB/m)	Amp/Cbl/Fltr/Pad (dB)	Corrected Reading (dBuV/m)	Avg Limit (dBuV/m)	Margin (dB)	Peak Limit (dBuV/m)	PK Margin (dB)	Azimuth (Degs)	Height (cm)	Polarity
2	* 5.12152	40.96	PK2	34.4	-31.5	43.86	-	-	74	-30.14	292	353	H
	* 5.12152	28.84	MAv1	34.4	-31.5	31.74	54	-22.26	-	-	292	353	H
3	* 11.82272	35.36	PK2	38.4	-22.8	50.96	-	-	74	-23.04	327	392	H
	* 11.82033	23.7	MAv1	38.4	-22.8	39.3	54	-14.7	-	-	327	392	H
4	* 3.89444	41.38	PK2	33.7	-32.3	42.78	-	-	74	-31.22	288	367	V
	* 3.89534	29.52	MAv1	33.7	-32.3	30.92	54	-23.08	-	-	288	367	V
5	* 4.8909	40.79	PK2	34.1	-31.2	43.69	-	-	74	-30.31	247	394	V
	* 4.88926	29.29	MAv1	34.1	-31.3	32.09	54	-21.91	-	-	247	394	V
6	* 12.56546	35.16	PK2	39	-22.4	51.76	-	-	74	-22.24	174	228	V
	* 12.56487	23.28	MAv1	39	-22.4	39.88	54	-14.12	-	-	174	228	V
1	3.2161	45.3	PK2	33.8	-34.8	44.3	-	-	-	-	20	395	H
	3.21664	33.12	MAv1	33.8	-34.8	32.12	-	-	-	-	20	395	H

* - indicates frequency in CFR47 Pt 15 / IC RSS-Restricted Band
PK2 - KDB558074 Method: Maximum Peak
MAv1 - KDB558074 Option 1 Maximum RMS Average

2.4_11b_2412_2Tx_Q80_Unit 1774.DAT 30915 29 Dec 2015
Rev 9.5 06 Mar 2020

UL VERIFICATION SERVICES INC.
47173 Benicia Street, Fremont, CA 94538; USA TEL:(510) 319-4000 FAX:(510) 661-0888
This report shall not be reproduced except in full, without the written approval of UL Verification Services Inc.

MID CHANNEL, CH 6 RESULTS

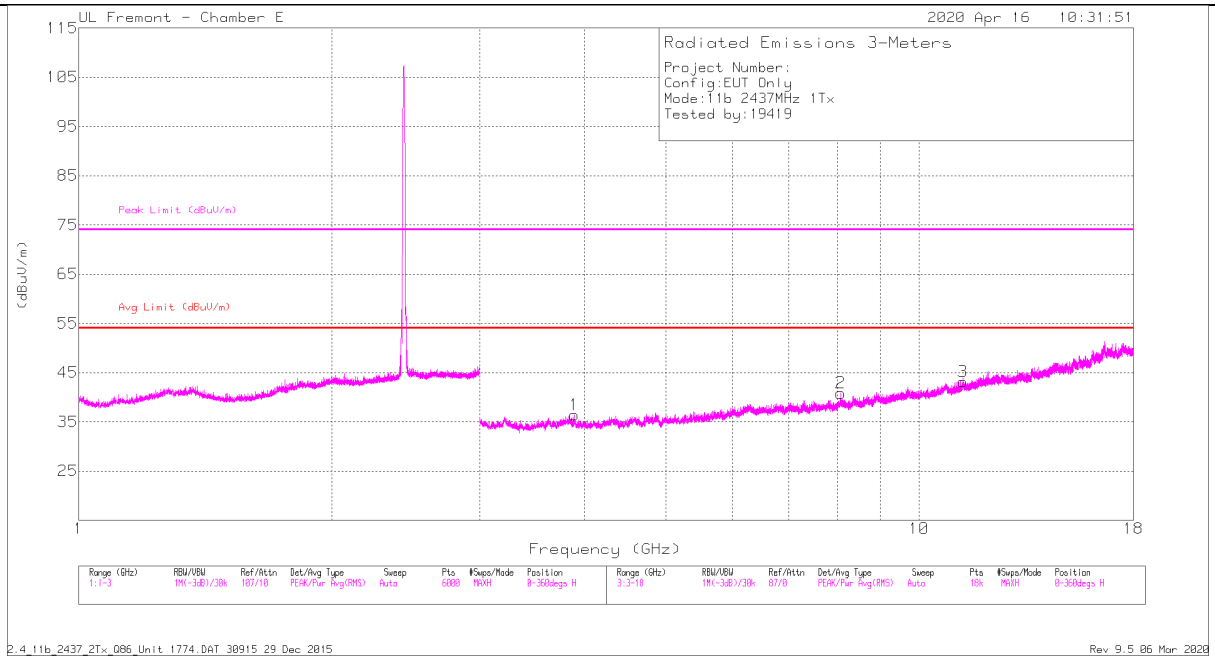

HORIZONTAL

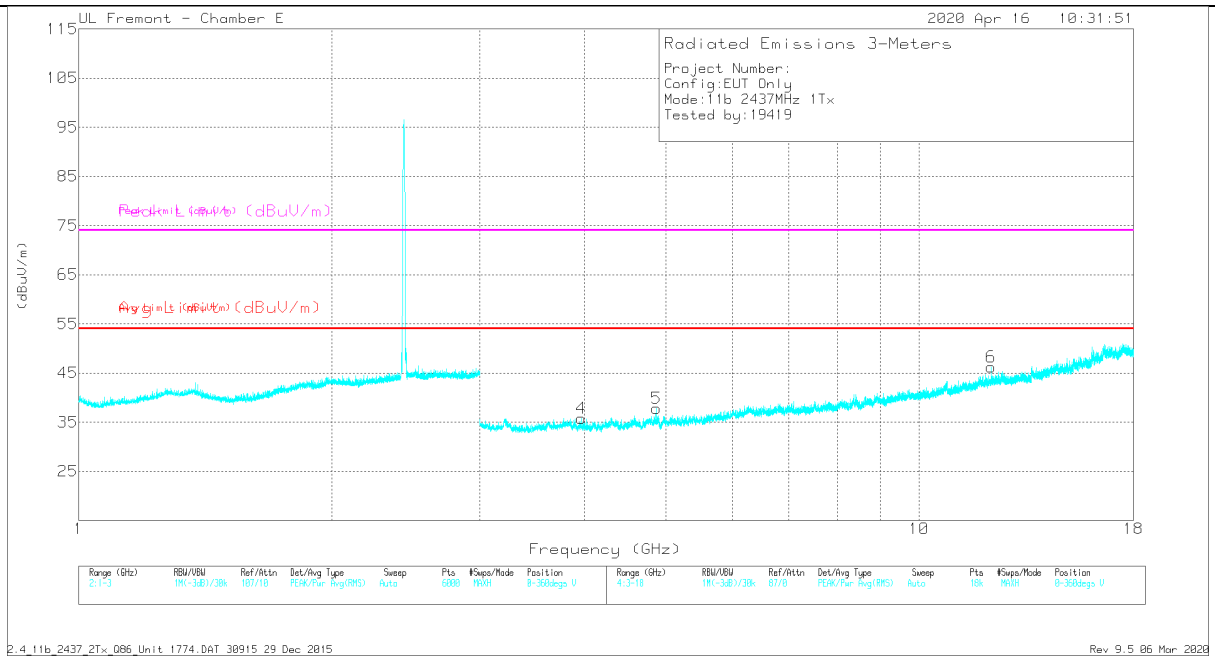

VERTICAL

UL VERIFICATION SERVICES INC.
47173 Benicia Street, Fremont, CA 94538; USA TEL:(510) 319-4000 FAX:(510) 661-0888
This report shall not be reproduced except in full, without the written approval of UL Verification Services Inc.

RADIATED EMISSIONS

Marker	Frequency (GHz)	Meter Reading (dBuV)	Det	AF T712 (dB/m)	Amp/Cbl/Fltr/Pad (dB)	Corrected Reading (dBuV/m)	Avg Limit (dBuV/m)	Margin (dB)	Peak Limit (dBuV/m)	PK Margin (dB)	Azimuth (Degs)	Height (cm)	Polarity
1	* 3.8902	41.65	PK2	33.7	-32.3	43.05	-	-	74	-30.95	353	263	H
	* 3.89325	30.26	MAv1	33.7	-32.3	31.66	54	-22.34	-	-	353	263	H
2	* 8.07344	37.95	PK2	35.9	-27	46.85	-	-	74	-27.15	18	275	H
	* 8.07085	26.21	MAv1	35.9	-27	35.11	54	-18.89	-	-	18	275	H
3	* 11.29076	35.19	PK2	37.8	-23	49.99	-	-	74	-24.01	276	250	H
	* 11.29064	23.79	MAv1	37.8	-23	38.59	54	-15.41	-	-	276	250	H
4	* 3.96227	40.71	PK2	33.6	-33	41.31	-	-	74	-32.69	149	281	V
	* 3.9642	29.59	MAv1	33.6	-33	30.19	54	-23.81	-	-	149	281	V
5	* 4.87247	40.21	PK2	34.1	-31.3	43.01	-	-	74	-30.99	130	380	V
	* 4.87404	29.93	MAv1	34.1	-31.3	32.73	54	-21.27	-	-	130	380	V
6	* 12.18337	37.88	PK2	38.8	-23	53.68	-	-	74	-20.32	276	102	V
	* 12.18387	27.73	MAv1	38.8	-23	43.53	54	-10.47	-	-	276	102	V

* - indicates frequency in CFR47 Pt 15 / IC RSS-Restricted Band
PK2 - KDB558074 Method: Maximum Peak
MAv1 - KDB558074 Option 1 Maximum RMS Average

2.4_11b_2437_2Tx_Q86_Unit 1774.DAT 30915 29 Dec 2015
Rev 9.5 06 Mar 2020

UL VERIFICATION SERVICES INC.
47173 Benicia Street, Fremont, CA 94538; USA TEL:(510) 319-4000 FAX:(510) 661-0888
This report shall not be reproduced except in full, without the written approval of UL Verification Services Inc.

HIGH CHANNEL, CH 13 RESULTS

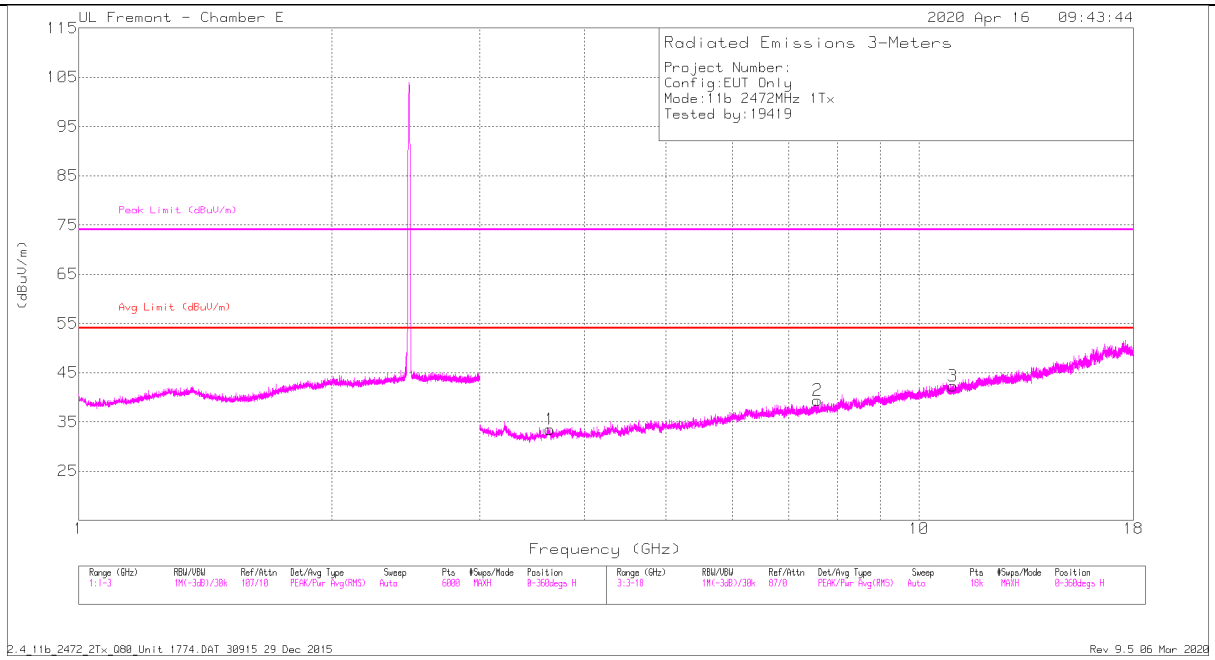

HORIZONTAL

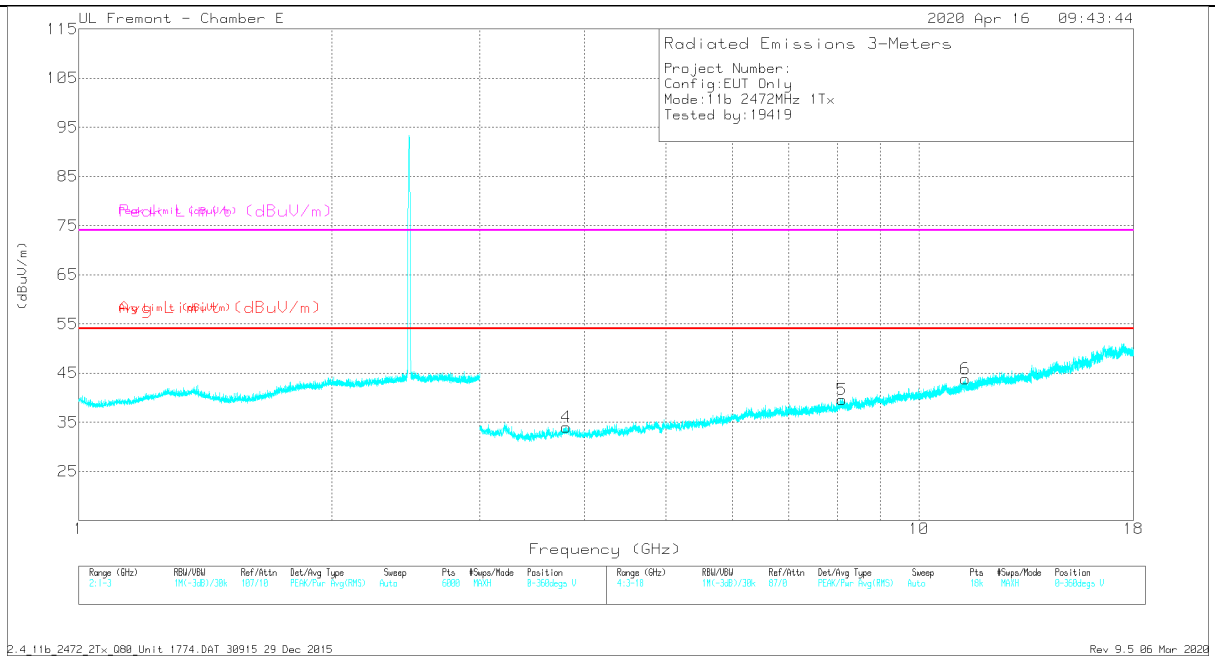

VERTICAL

UL VERIFICATION SERVICES INC.
47173 Benicia Street, Fremont, CA 94538; USA TEL:(510) 319-4000 FAX:(510) 661-0888
This report shall not be reproduced except in full, without the written approval of UL Verification Services Inc.

RADIATED EMISSIONS

Marker	Frequency (GHz)	Meter Reading (dBuV)	Det	AF T712 (dB/m)	Amp/Cbl/Fltr/Pad (dB)	Corrected Reading (dBuV/m)	Avg Limit (dBuV/m)	Margin (dB)	Peak Limit (dBuV/m)	PK Margin (dB)	Azimuth (Degs)	Height (cm)	Polarity
1	* 3.64041	43.25	PK2	33.2	-33.8	42.65	-	-	74	-31.35	263	372	H
	* 3.64081	31.13	MAv1	33.2	-33.8	30.53	54	-23.47	-	-	263	372	H
2	* 7.56814	37.15	PK2	35.7	-27.8	45.05	-	-	74	-28.95	201	232	H
	* 7.57008	25.28	MAv1	35.7	-27.7	33.28	54	-20.72	-	-	201	232	H
3	* 10.96644	36.64	PK2	37.6	-25	49.24	-	-	74	-24.76	259	213	H
	* 10.96675	24.89	MAv1	37.6	-25	37.49	54	-16.51	-	-	259	213	H
4	* 3.80172	41.69	PK2	33.6	-33.2	42.09	-	-	74	-31.91	31	363	V
	* 3.80236	30.01	MAv1	33.6	-33.2	30.41	54	-23.59	-	-	31	363	V
5	* 8.09344	37.76	PK2	35.9	-27.3	46.36	-	-	74	-27.64	152	110	V
	* 8.09481	25.78	MAv1	35.9	-27.3	34.38	54	-19.62	-	-	152	110	V
6	* 11.35891	35.27	PK2	37.9	-23.5	49.67	-	-	74	-24.33	220	115	V
	* 11.35995	23.82	MAv1	37.9	-23.5	38.22	54	-15.78	-	-	220	115	V

* - indicates frequency in CFR47 Pt 15 / IC RSS-Restricted Band
PK2 - KDB558074 Method: Maximum Peak
MAv1 - KDB558074 Option 1 Maximum RMS Average

2.4_11b_2472_2Tx_Q80_Unit 1774.DAT 30915 29 Dec 2015
Rev 9.5 06 Mar 2020

UL VERIFICATION SERVICES INC.
47173 Benicia Street, Fremont, CA 94538; USA TEL:(510) 319-4000 FAX:(510) 661-0888
This report shall not be reproduced except in full, without the written approval of UL Verification Services Inc.

1TX ANT 3

BANDEDGE (LOW CHANNEL, CH 1)

HORIZONTAL RESULT

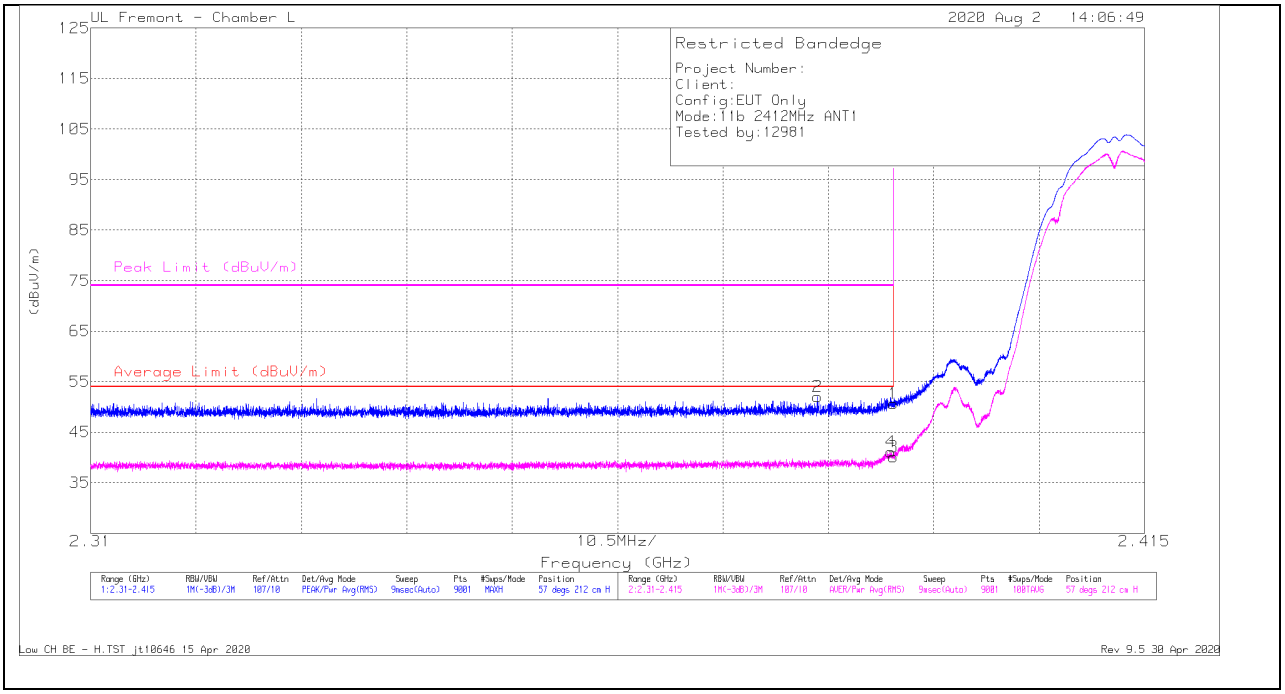

Marker	Frequency (GHz)	Meter Reading (dBuV)	Det	AF 344 (dB/m)	Amp/Cbl/Fltr/Pad (dB)	Corrected Reading (dBuV/m)	Average Limit (dBuV/m)	Margin (dB)	Peak Limit (dBuV/m)	PK Margin (dB)	Azimuth (Degs)	Height (cm)	Polarity
1	* 2.38999	39.87	Pk	31.9	-21.1	50.67	-	-	74	-23.33	57	212	H
2	* 2.38241	41.35	Pk	31.8	-21.1	52.05	-	-	74	-21.95	57	212	H
3	* 2.38999	29.31	RMS	31.9	-21.1	40.11	54	-13.89	-	-	57	212	H
4	* 2.38973	30.33	RMS	31.9	-21.1	41.13	54	-12.87	-	-	57	212	H

* - indicates frequency in CFR47 Pt 15 / IC RSS-Restricted Band
Pk - Peak detector
RMS - RMS detection

Low CH BE - H.TST jt10646 15 Apr 2020
Rev 9.5 30 Apr 2020

UL VERIFICATION SERVICES INC.
47173 Benicia Street, Fremont, CA 94538; USA TEL:(510) 319-4000 FAX:(510) 661-0888
This report shall not be reproduced except in full, without the written approval of UL Verification Services Inc.

VERTICAL RESULT

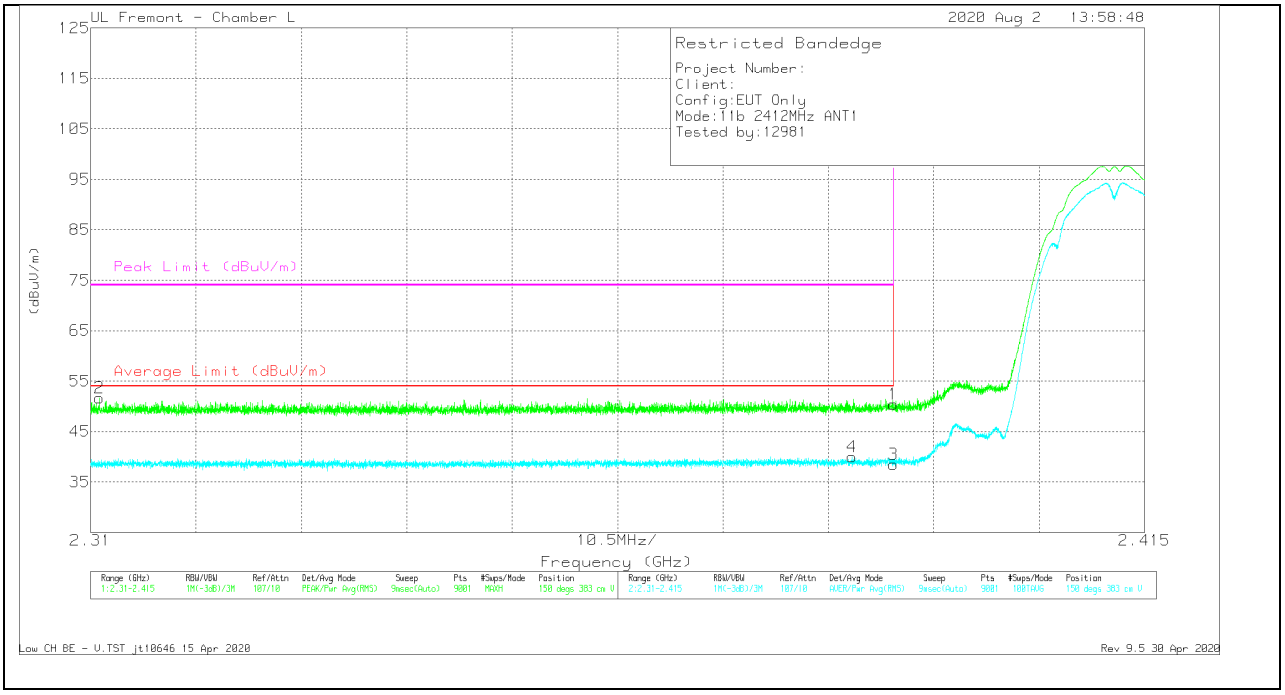

Marker	Frequency (GHz)	Meter Reading (dBuV)	Det	AF 344 (dB/m)	Amp/Cbl/Fltr/Pad (dB)	Corrected Reading (dBuV/m)	Average Limit (dBuV/m)	Margin (dB)	Peak Limit (dBuV/m)	PK Margin (dB)	Azimuth (Degs)	Height (cm)	Polarity
1	* 2.38999	39.58	Pk	31.9	-21.1	50.38	-	-	74	-23.62	150	383	V
2	* 2.31088	41.35	Pk	31.7	-21.4	51.65	-	-	74	-22.35	150	383	V
3	* 2.38999	27.72	RMS	31.9	-21.1	38.52	54	-15.48	-	-	150	383	V
4	* 2.38584	29.3	RMS	31.8	-21.1	40	54	-14	-	-	150	383	V

* - indicates frequency in CFR47 Pt 15 / IC RSS-Restricted Band
Pk - Peak detector
RMS - RMS detection

Low CH BE - V.TST jt10646 15 Apr 2020
Rev 9.5 30 Apr 2020

UL VERIFICATION SERVICES INC.
47173 Benicia Street, Fremont, CA 94538; USA TEL:(510) 319-4000 FAX:(510) 661-0888
This report shall not be reproduced except in full, without the written approval of UL Verification Services Inc.

BANDEDGE (HIGH CHANNEL, CH 11)

HORIZONTAL RESULT

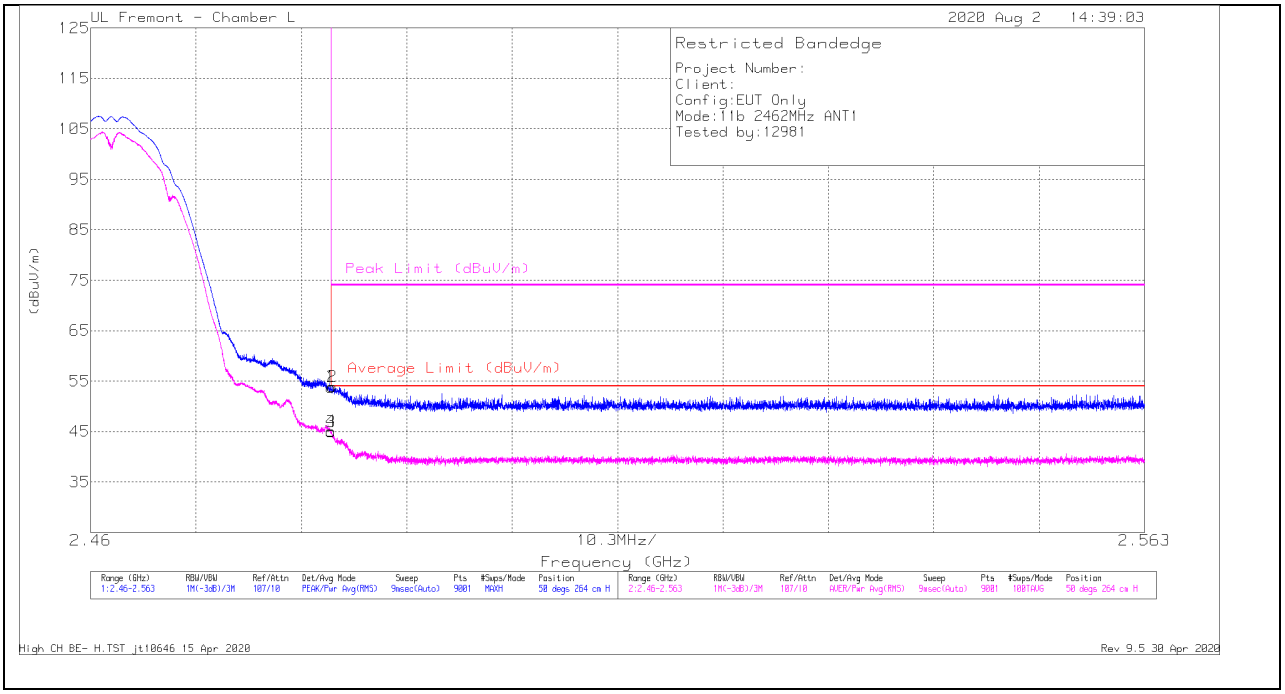

Marker	Frequency (GHz)	Meter Reading (dBuV)	Det	AF 344 (dB/m)	Amp/Cbl/Fltr/Pad (dB)	Corrected Reading (dBuV/m)	Average Limit (dBuV/m)	Margin (dB)	Peak Limit (dBuV/m)	PK Margin (dB)	Azimuth (Degs)	Height (cm)	Polarity
1	* 2.48351	42.43	Pk	32.3	-20.9	53.83	-	-	74	-20.17	50	264	H
2	* 2.48362	42.54	Pk	32.3	-20.9	53.94	-	-	74	-20.06	50	264	H
3	* 2.48351	33.52	RMS	32.3	-20.9	44.92	54	-9.08	-	-	50	264	H
4	* 2.48352	33.63	RMS	32.3	-20.9	45.03	54	-8.97	-	-	50	264	H

* - indicates frequency in CFR47 Pt 15 / IC RSS-Restricted Band
Pk - Peak detector
RMS - RMS detection

High CH BE- H.TST jt10646 15 Apr 2020
Rev 9.5 30 Apr 2020

UL VERIFICATION SERVICES INC.
47173 Benicia Street, Fremont, CA 94538; USA TEL:(510) 319-4000 FAX:(510) 661-0888
This report shall not be reproduced except in full, without the written approval of UL Verification Services Inc.

VERTICAL RESULT

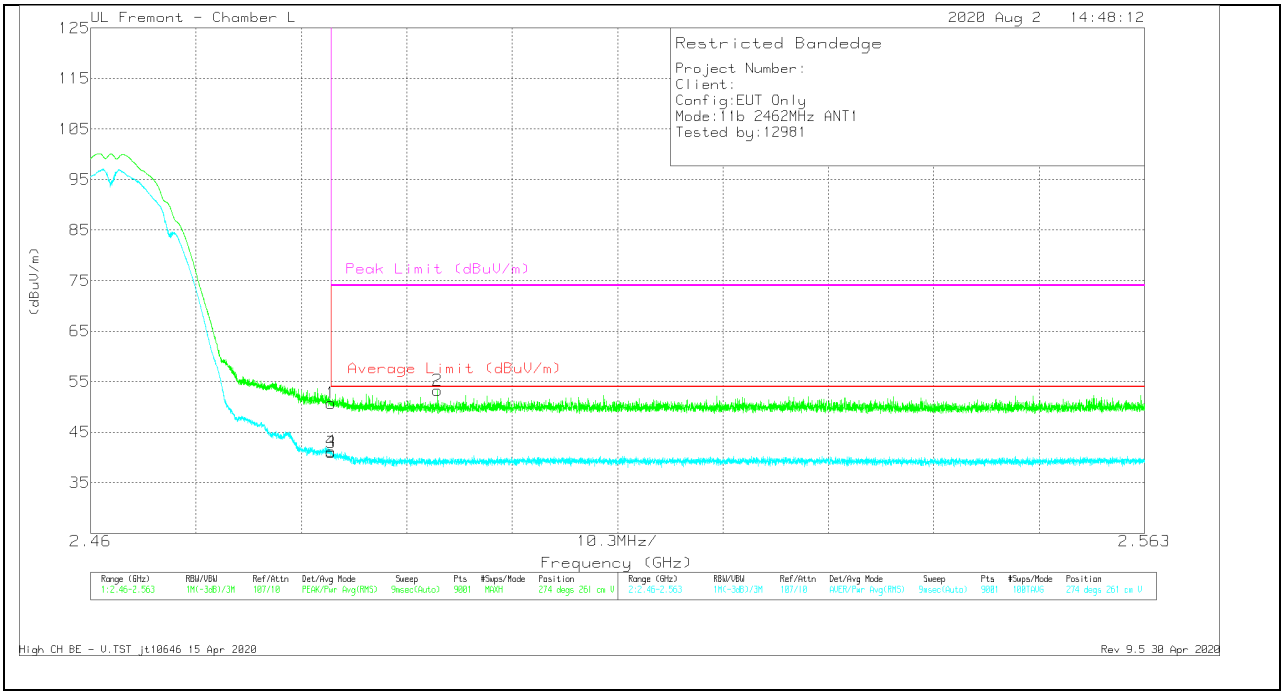

Marker	Frequency (GHz)	Meter Reading (dBuV)	Det	AF 344 (dB/m)	Amp/Cbl/Fltr/Pad (dB)	Corrected Reading (dBuV/m)	Average Limit (dBuV/m)	Margin (dB)	Peak Limit (dBuV/m)	PK Margin (dB)	Azimuth (Degs)	Height (cm)	Polarity
1	* 2.48351	39.33	Pk	32.3	-20.9	50.73	-	-	74	-23.27	274	261	V
2	* 2.49392	41.87	Pk	32.3	-20.9	53.27	-	-	74	-20.73	274	261	V
3	* 2.48351	29.61	RMS	32.3	-20.9	41.01	54	-12.99	-	-	274	261	V
4	* 2.48352	29.81	RMS	32.3	-20.9	41.21	54	-12.79	-	-	274	261	V

* - indicates frequency in CFR47 Pt 15 / IC RSS-Restricted Band
Pk - Peak detector
RMS - RMS detection

High CH BE - V.TST jt10646 15 Apr 2020
Rev 9.5 30 Apr 2020

UL VERIFICATION SERVICES INC.
47173 Benicia Street, Fremont, CA 94538; USA TEL:(510) 319-4000 FAX:(510) 661-0888
This report shall not be reproduced except in full, without the written approval of UL Verification Services Inc.

BANDEDGE (HIGH CHANNEL, CH 12)

HORIZONTAL RESULT

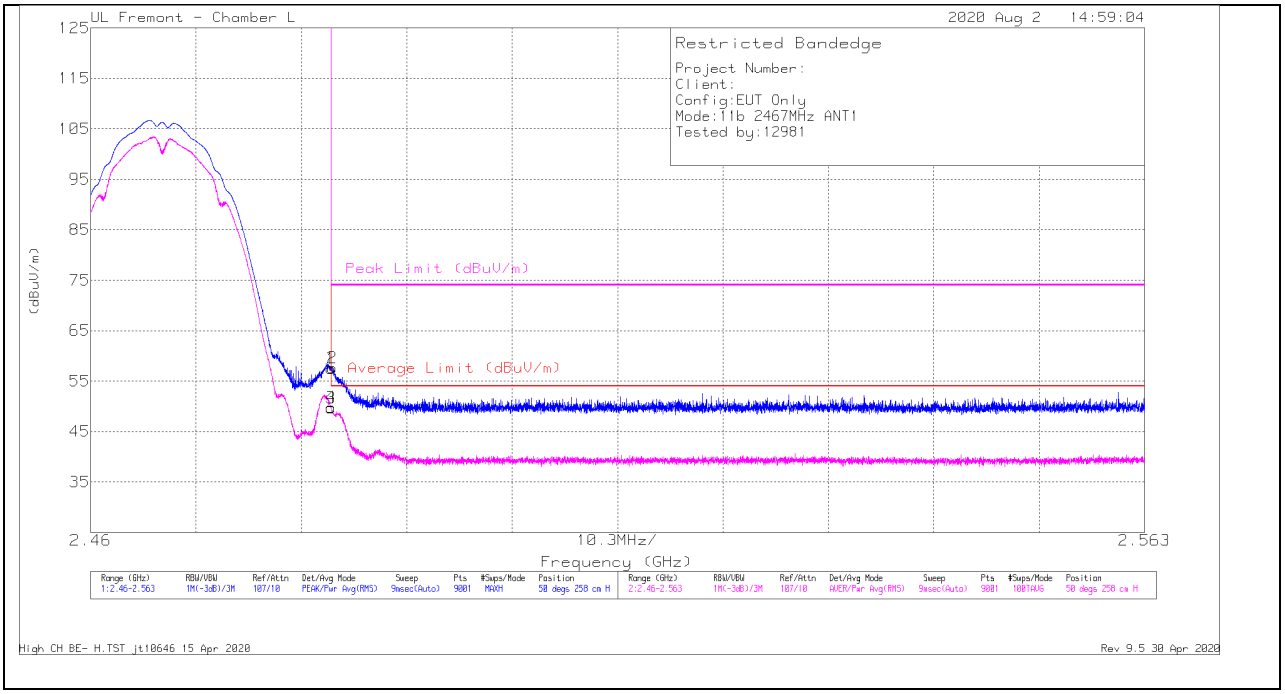

Marker	Frequency (GHz)	Meter Reading (dBuV)	Det	AF 344 (dB/m)	Amp/Cbl/Fltr/Pad (dB)	Corrected Reading (dBuV/m)	Average Limit (dBuV/m)	Margin (dB)	Peak Limit (dBuV/m)	PK Margin (dB)	Azimuth (Degs)	Height (cm)	Polarity
1	* 2.48351	46.09	Pk	32.3	-20.9	57.49	-	-	74	-16.51	50	258	H
2	* 2.48363	46.18	Pk	32.3	-20.9	57.58	-	-	74	-16.42	50	258	H
3	* 2.48351	38.31	RMS	32.3	-20.9	49.71	54	-4.29	-	-	50	258	H
4	* 2.48352	38.44	RMS	32.3	-20.9	49.84	54	-4.16	-	-	50	258	H

* - indicates frequency in CFR47 Pt 15 / IC RSS-Restricted Band
Pk - Peak detector
RMS - RMS detection

High CH BE- H.TST jt10646 15 Apr 2020
Rev 9.5 30 Apr 2020

UL VERIFICATION SERVICES INC.
47173 Benicia Street, Fremont, CA 94538; USA TEL:(510) 319-4000 FAX:(510) 661-0888
This report shall not be reproduced except in full, without the written approval of UL Verification Services Inc.

VERTICAL RESULT

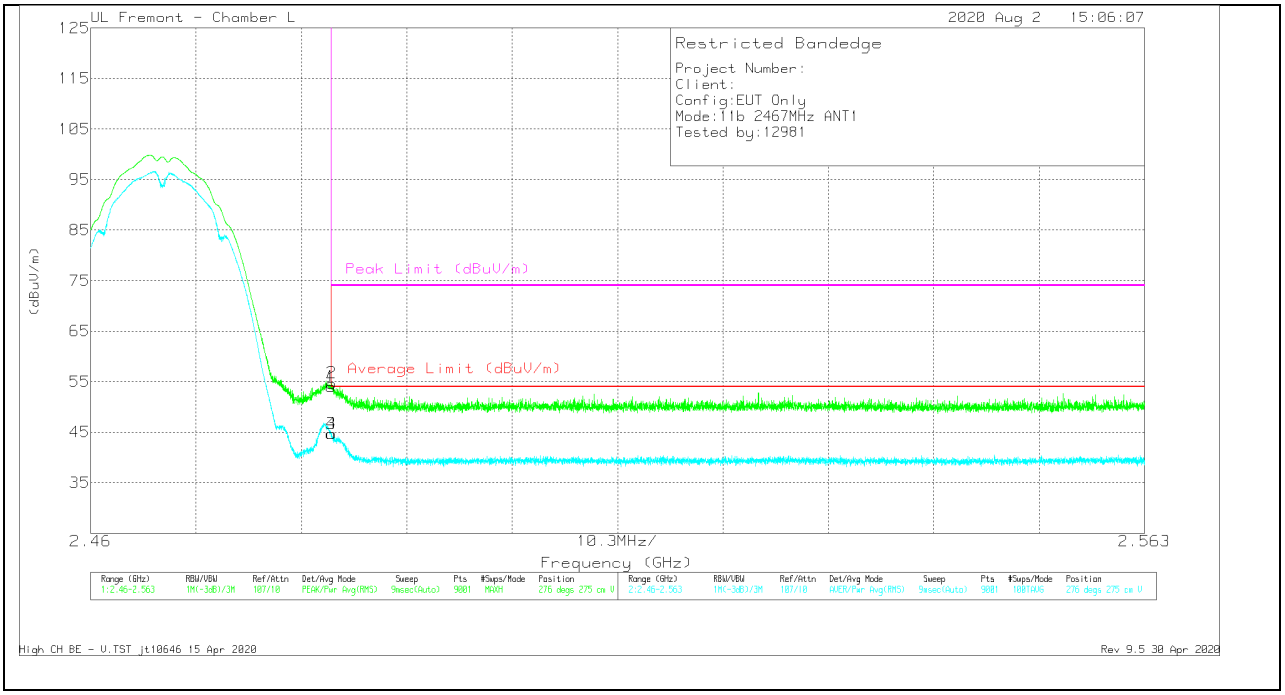

Marker	Frequency (GHz)	Meter Reading (dBuV)	Det	AF 344 (dB/m)	Amp/Cbl/Fltr/Pad (dB)	Corrected Reading (dBuV/m)	Average Limit (dBuV/m)	Margin (dB)	Peak Limit (dBuV/m)	PK Margin (dB)	Azimuth (Degs)	Height (cm)	Polarity
1	* 2.48351	42.56	Pk	32.3	-20.9	53.96	-	-	74	-20.04	276	275	V
2	* 2.48355	43.3	Pk	32.3	-20.9	54.7	-	-	74	-19.3	276	275	V
3	* 2.48351	33.29	RMS	32.3	-20.9	44.69	54	-9.31	-	-	276	275	V
4	* 2.48356	33.25	RMS	32.3	-20.9	44.65	54	-9.35	-	-	276	275	V

* - indicates frequency in CFR47 Pt 15 / IC RSS-Restricted Band
Pk - Peak detector
RMS - RMS detection

High CH BE - V.TST jt10646 15 Apr 2020
Rev 9.5 30 Apr 2020

UL VERIFICATION SERVICES INC.
47173 Benicia Street, Fremont, CA 94538; USA TEL:(510) 319-4000 FAX:(510) 661-0888
This report shall not be reproduced except in full, without the written approval of UL Verification Services Inc.

BANDEDGE (HIGH CHANNEL, CH 13)

HORIZONTAL RESULT

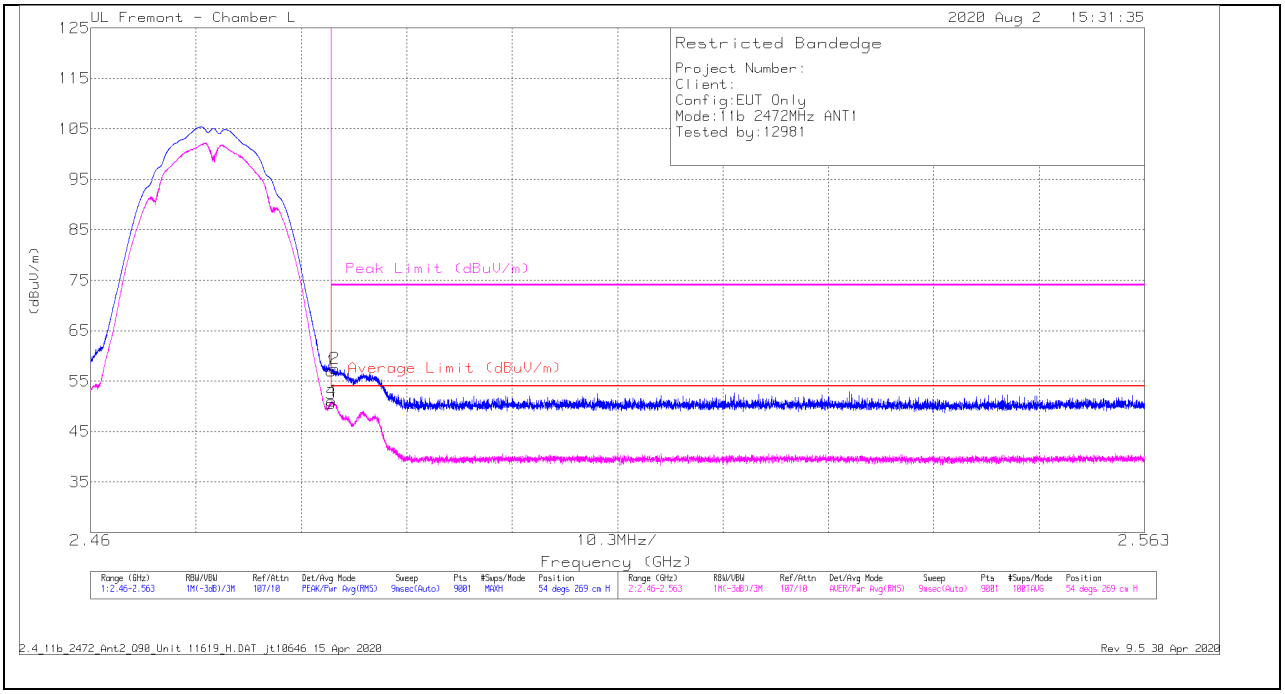

Marker	Frequency (GHz)	Meter Reading (dBuV)	Det	AF 344 (dB/m)	Amp/Cbl/Fltr/Pad (dB)	Corrected Reading (dBuV/m)	Average Limit (dBuV/m)	Margin (dB)	Peak Limit (dBuV/m)	PK Margin (dB)	Azimuth (Degs)	Height (cm)	Polarity
1	* 2.48351	45.64	Pk	32.3	-20.9	57.04	-	-	74	-16.96	54	269	H
2	* 2.48386	46.08	Pk	32.3	-20.9	57.48	-	-	74	-16.52	54	269	H
3	* 2.48351	39.15	RMS	32.3	-20.9	50.55	54	-3.45	-	-	54	269	H
4	* 2.48355	39.64	RMS	32.3	-20.9	51.04	54	-2.96	-	-	54	269	H

* - indicates frequency in CFR47 Pt 15 / IC RSS-Restricted Band
Pk - Peak detector
RMS - RMS detection

2.4_11b_2472_Ant2_Q90_Unit 11619_H.DAT jt10646 15 Apr 2020
Rev 9.5 30 Apr 2020

UL VERIFICATION SERVICES INC.
47173 Benicia Street, Fremont, CA 94538; USA TEL:(510) 319-4000 FAX:(510) 661-0888
This report shall not be reproduced except in full, without the written approval of UL Verification Services Inc.

VERTICAL RESULT

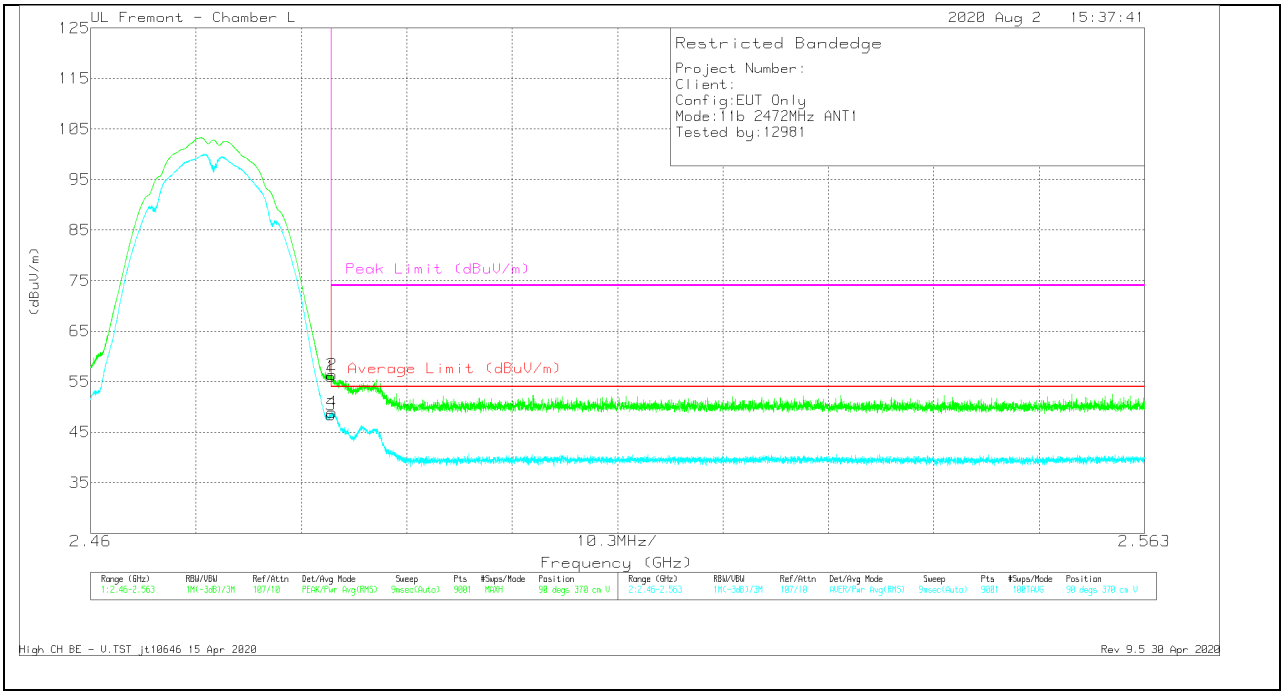

Marker	Frequency (GHz)	Meter Reading (dBuV)	Det	AF 344 (dB/m)	Amp/Cbl/Fltr/Pad (dB)	Corrected Reading (dBuV/m)	Average Limit (dBuV/m)	Margin (dB)	Peak Limit (dBuV/m)	PK Margin (dB)	Azimuth (Degs)	Height (cm)	Polarity
1	* 2.48351	44.58	Pk	32.3	-20.9	55.98	-	-	74	-18.02	90	370	V
2	* 2.48359	45	Pk	32.3	-20.9	56.4	-	-	74	-17.6	90	370	V
3	* 2.48351	37.06	RMS	32.3	-20.9	48.46	54	-5.54	-	-	90	370	V
4	* 2.48359	37.52	RMS	32.3	-20.9	48.92	54	-5.08	-	-	90	370	V

* - indicates frequency in CFR47 Pt 15 / IC RSS-Restricted Band
Pk - Peak detector
RMS - RMS detection

High CH BE - V.TST jt10646 15 Apr 2020
Rev 9.5 30 Apr 2020

UL VERIFICATION SERVICES INC.
47173 Benicia Street, Fremont, CA 94538; USA TEL:(510) 319-4000 FAX:(510) 661-0888
This report shall not be reproduced except in full, without the written approval of UL Verification Services Inc.

HARMONICS AND SPURIOUS EMISSIONS

LOW CHANNEL, CH 1 RESULTS

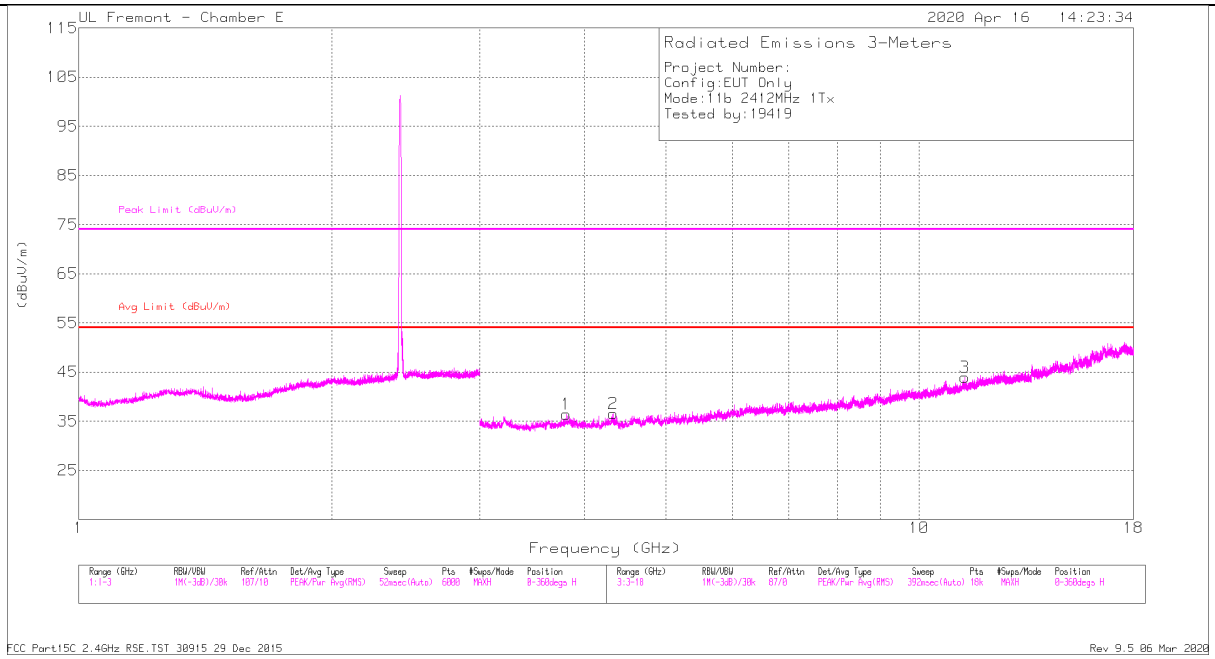

HORIZONTAL

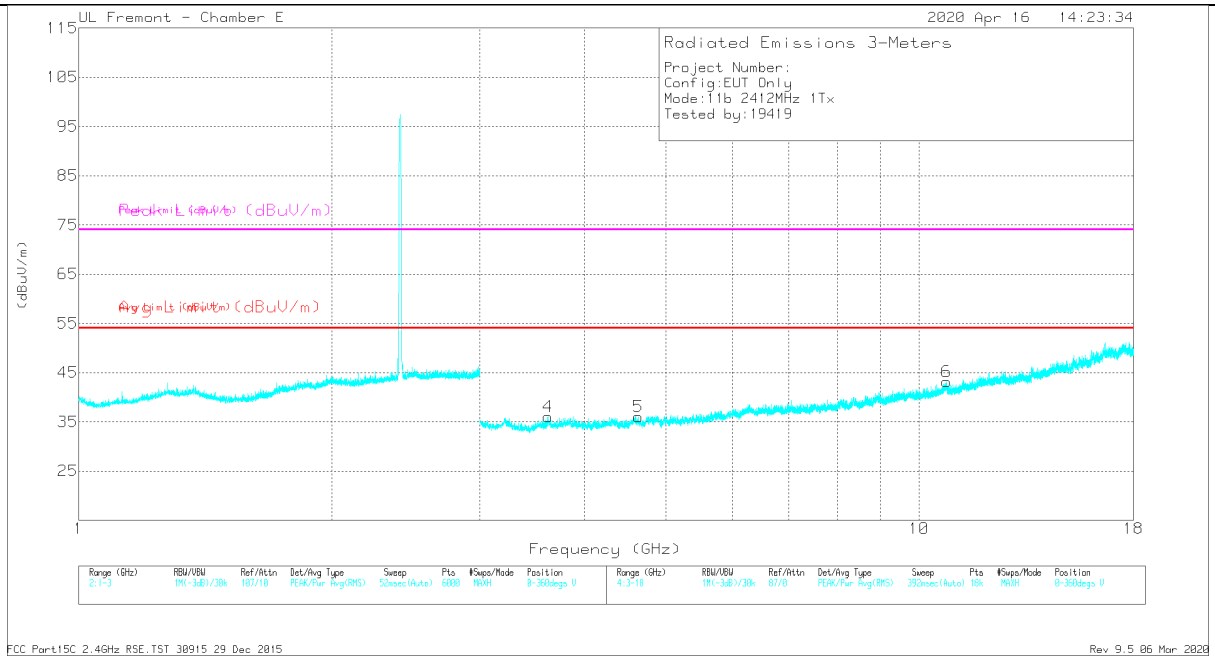

VERTICAL

UL VERIFICATION SERVICES INC.
47173 Benicia Street, Fremont, CA 94538; USA TEL:(510) 319-4000 FAX:(510) 661-0888
This report shall not be reproduced except in full, without the written approval of UL Verification Services Inc.

RADIATED EMISSIONS

Marker	Frequency (GHz)	Meter Reading (dBuV)	Det	AF T712 (dB/m)	Amp/Cbl/Fltr/Pad (dB)	Corrected Reading (dBuV/m)	Avg Limit (dBuV/m)	Margin (dB)	Peak Limit (dBuV/m)	PK Margin (dB)	Azimuth (Degs)	Height (cm)	Polarity
1	* 3.80581	42.4	PK2	33.5	-33.1	42.8	-	-	74	-31.2	167	122	H
	* 3.80769	30.62	MAv1	33.6	-33	31.22	54	-22.78	-	-	167	122	H
2	* 4.32382	40.48	PK2	33.6	-31.7	42.38	-	-	74	-31.62	16	266	H
	* 4.32384	29.14	MAv1	33.6	-31.7	31.04	54	-22.96	-	-	16	266	H
3	* 11.34508	35.21	PK2	37.9	-23.3	49.81	-	-	74	-24.19	0	294	H
	* 11.34569	23.77	MAv1	37.9	-23.3	38.37	54	-15.63	-	-	0	294	H
4	* 3.62057	41.59	PK2	33.6	-33.7	41.49	-	-	74	-32.51	358	256	V
	* 3.62283	29.96	MAv1	33.5	-33.7	29.76	54	-24.24	-	-	358	256	V
5	* 4.6376	41.07	PK2	34.2	-31.4	43.87	-	-	74	-30.13	299	375	V
	* 4.63923	29.16	MAv1	34.2	-31.4	31.96	54	-22.04	-	-	299	375	V
6	* 10.7879	36.37	PK2	37.7	-24.4	49.67	-	-	74	-24.33	10	244	V
	* 10.78766	24.65	MAv1	37.7	-24.4	37.95	54	-16.05	-	-	10	244	V

* - indicates frequency in CFR47 Pt 15 / IC RSS-Restricted Band
PK2 - KDB558074 Method: Maximum Peak
MAv1 - KDB558074 Option 1 Maximum RMS Average

FCC Part15C 2.4GHz RSE.TST 30915 29 Dec 2015
Rev 9.5 06 Mar 2020

UL VERIFICATION SERVICES INC.
47173 Benicia Street, Fremont, CA 94538; USA TEL:(510) 319-4000 FAX:(510) 661-0888
This report shall not be reproduced except in full, without the written approval of UL Verification Services Inc.

MID CHANNEL, CH 6 RESULTS

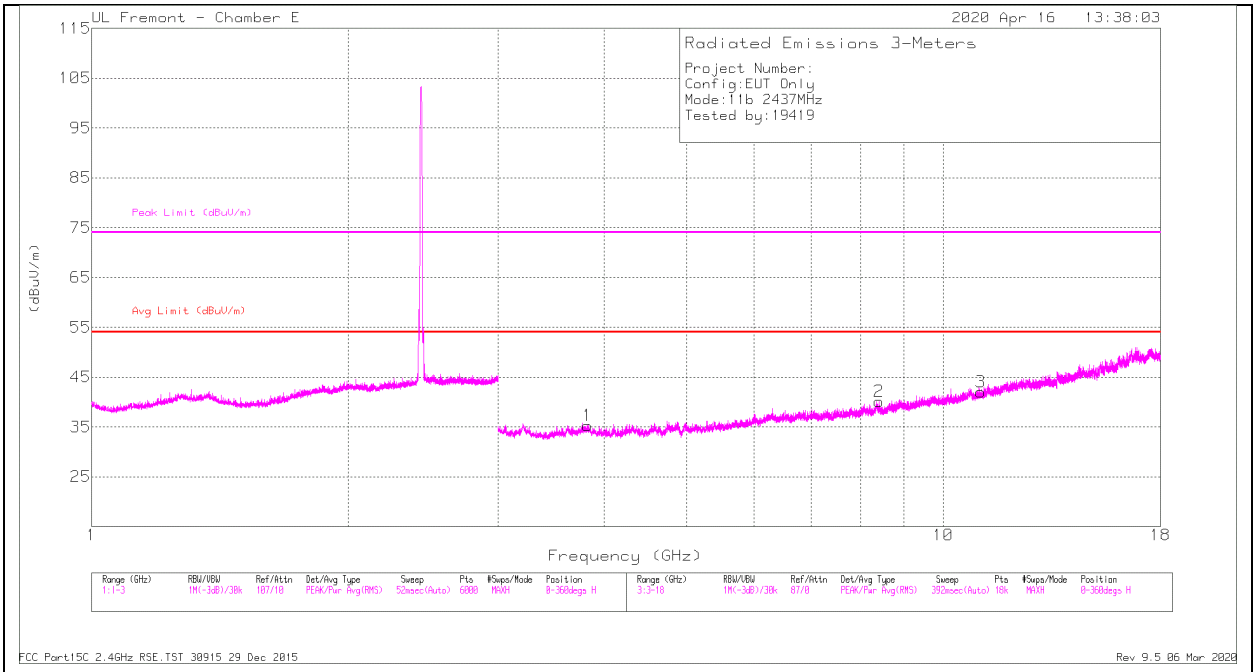

HORIZONTAL

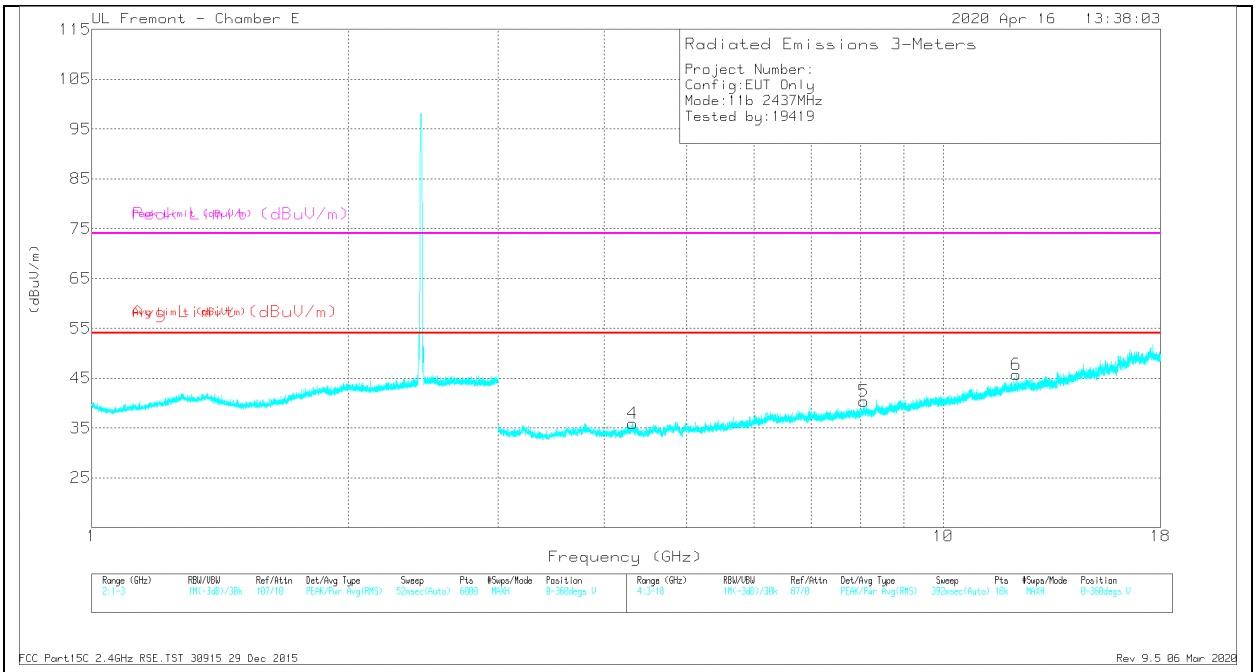

VERTICAL

UL VERIFICATION SERVICES INC.
47173 Benicia Street, Fremont, CA 94538; USA TEL:(510) 319-4000 FAX:(510) 661-0888
This report shall not be reproduced except in full, without the written approval of UL Verification Services Inc.

RADIATED EMISSIONS

Marker	Frequency (GHz)	Meter Reading (dBuV)	Det	AF T712 (dB/m)	Amp/Cbl/Fltr/Pad (dB)	Corrected Reading (dBuV/m)	Avg Limit (dBuV/m)	Margin (dB)	Peak Limit (dBuV/m)	PK Margin (dB)	Azimuth (Degs)	Height (cm)	Polarity
1	* 3.8205	41.89	PK2	33.6	-32.9	42.59	-	-	74	-31.41	277	175	H
	* 3.82087	29.93	MAv1	33.6	-32.9	30.63	54	-23.37	-	-	277	175	H
2	* 8.40618	37.38	PK2	35.9	-26.5	46.78	-	-	74	-27.22	221	162	H
	* 8.40437	26.07	MAv1	35.9	-26.5	35.47	54	-18.53	-	-	221	162	H
3	* 11.06089	36.19	PK2	37.6	-24.6	49.19	-	-	74	-24.81	80	101	H
	* 11.06095	24.53	MAv1	37.6	-24.6	37.53	54	-16.47	-	-	80	101	H
4	* 4.31925	41.36	PK2	33.6	-31.7	43.26	-	-	74	-30.74	264	262	V
	* 4.31969	29.71	MAv1	33.6	-31.7	31.61	54	-22.39	-	-	264	262	V
5	* 8.07127	37.43	PK2	35.9	-27	46.33	-	-	74	-27.67	342	254	V
	* 8.07005	25.96	MAv1	35.9	-27	34.86	54	-19.14	-	-	342	254	V
6	* 12.18582	37.41	PK2	38.8	-23.1	53.11	-	-	74	-20.89	95	106	V
	* 12.18393	27.62	MAv1	38.8	-23	43.42	54	-10.58	-	-	95	106	V

* - indicates frequency in CFR47 Pt 15 / IC RSS-Restricted Band
PK2 - KDB558074 Method: Maximum Peak
MAv1 - KDB558074 Option 1 Maximum RMS Average

FCC Part15C 2.4GHz RSE.TST 30915 29 Dec 2015
Rev 9.5 06 Mar 2020

UL VERIFICATION SERVICES INC.
47173 Benicia Street, Fremont, CA 94538; USA TEL:(510) 319-4000 FAX:(510) 661-0888
This report shall not be reproduced except in full, without the written approval of UL Verification Services Inc.

HIGH CHANNEL, CH 13 RESULTS

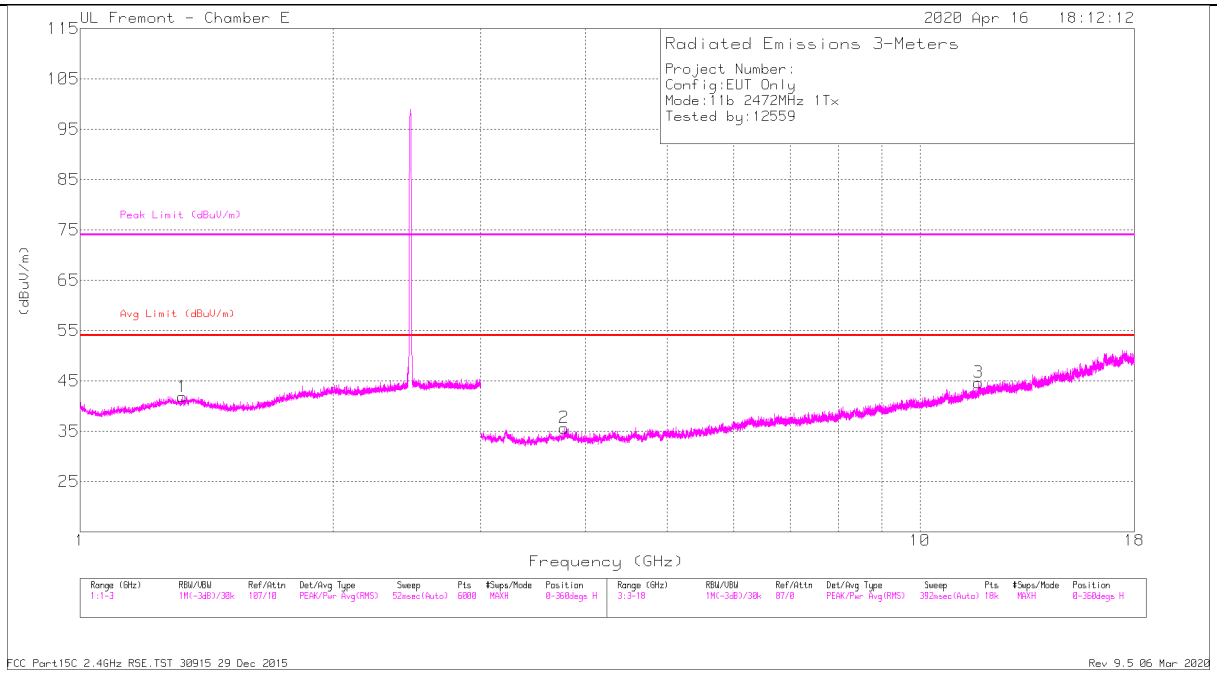

HORIZONTAL

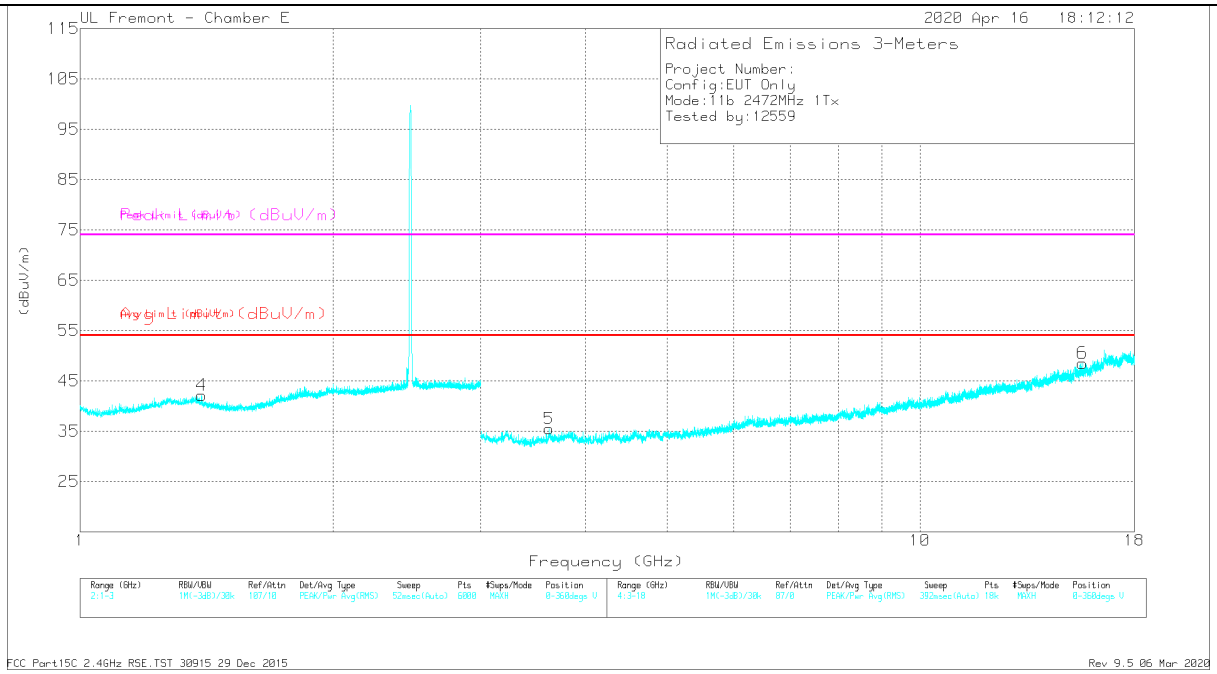

VERTICAL

UL VERIFICATION SERVICES INC.
47173 Benicia Street, Fremont, CA 94538; USA TEL:(510) 319-4000 FAX:(510) 661-0888
This report shall not be reproduced except in full, without the written approval of UL Verification Services Inc.

RADIATED EMISSIONS

Marker	Frequency (GHz)	Meter Reading (dBuV)	Det	AF T712 (dB/m)	Amp/Cbl/Fltr/Pad (dB)	Corrected Reading (dBuV/m)	Avg Limit (dBuV/m)	Margin (dB)	Peak Limit (dBuV/m)	PK Margin (dB)	Azimuth (Degs)	Height (cm)	Polarity
1	* 1.32518	46.22	PK2	29.4	-26.4	49.22	-	-	74	-24.78	24	297	H
	* 1.32182	33.46	MAv1	29.4	-26.4	36.46	54	-17.54	-	-	24	297	H
4	* 1.3964	46.06	PK2	29.2	-26.4	48.86	-	-	74	-25.14	258	385	V
	* 1.39494	33.66	MAv1	29.2	-26.4	36.46	54	-17.54	-	-	258	385	V
2	* 3.76834	42.19	PK2	33.5	-33.5	42.19	-	-	74	-31.81	199	133	H
	* 3.77111	30.52	MAv1	33.5	-33.5	30.52	54	-23.48	-	-	199	133	H
3	* 11.74097	35.84	PK2	38.3	-23.3	50.84	-	-	74	-23.16	280	308	H
	* 11.74264	23.62	MAv1	38.3	-23.2	38.72	54	-15.28	-	-	280	308	H
5	* 3.61973	42.97	PK2	33.6	-33.7	42.87	-	-	74	-31.13	164	374	V
	* 3.61916	30.86	MAv1	33.7	-33.7	30.86	54	-23.14	-	-	164	374	V
6	* 15.61327	35.09	PK2	40.3	-20.9	54.49	-	-	74	-19.51	324	120	V
	* 15.61501	23.76	MAv1	40.3	-21	43.06	54	-10.94	-	-	324	120	V

* - indicates frequency in CFR47 Pt 15 / IC RSS-Restricted Band
PK2 - KDB558074 Method: Maximum Peak
MAv1 - KDB558074 Option 1 Maximum RMS Average

FCC Part15C 2.4GHz RSE.TST 30915 29 Dec 2015
Rev 9.5 06 Mar 2020

UL VERIFICATION SERVICES INC.
47173 Benicia Street, Fremont, CA 94538; USA TEL:(510) 319-4000 FAX:(510) 661-0888
This report shall not be reproduced except in full, without the written approval of UL Verification Services Inc.

10.1.2. TX ABOVE 1 GHz 802.11n HT20 MODE IN THE 2.4 GHz BAND

1TX ANT 4

BANDEDGE (LOW CHANNEL, CH 1)

HORIZONTAL RESULT

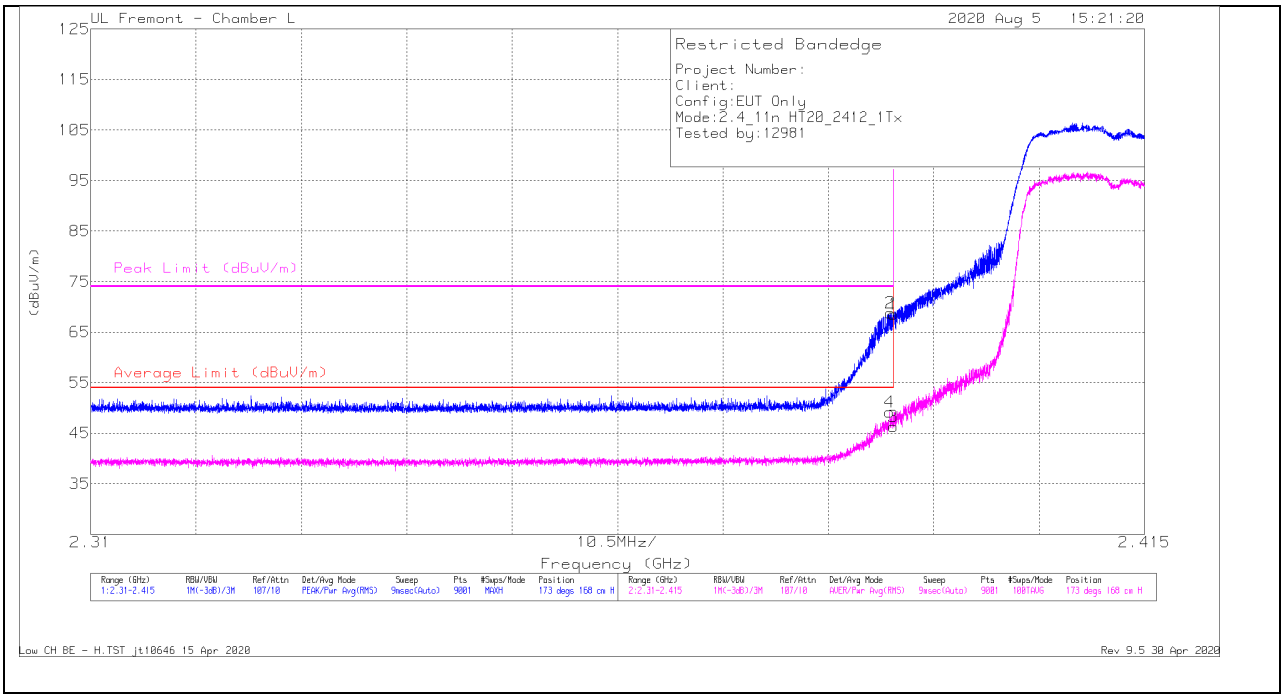

Marker	Frequency (GHz)	Meter Reading (dBuV)	Det	AF 344 (dB/m)	Amp/Cbl/Fltr/Pad (dB)	DC Corr (dB)	Corrected Reading (dBuV/m)	Average Limit (dBuV/m)	Margin (dB)	Peak Limit (dBuV/m)	PK Margin (dB)	Azimuth (Degs)	Height (cm)	Polarity
1	* 2.38999	57.7	Pk	31.9	-21.1	0	68.5	-	-	74	-5.5	173	168	H
2	* 2.3897	57.94	Pk	31.9	-21.1	0	68.74	-	-	74	-5.26	173	168	H
3	* 2.38999	35.14	RMS	31.9	-21.1	.37	46.31	54	-7.69	-	-	173	168	H
4	* 2.38963	38.06	RMS	31.9	-21.1	.37	49.23	54	-4.77	-	-	173	168	H

* - indicates frequency in CFR47 Pt 15 / IC RSS-Restricted Band
Pk - Peak detector
RMS - RMS detection

UL VERIFICATION SERVICES INC.
47173 Benicia Street, Fremont, CA 94538; USA TEL:(510) 319-4000 FAX:(510) 661-0888
This report shall not be reproduced except in full, without the written approval of UL Verification Services Inc.

VERTICAL RESULT

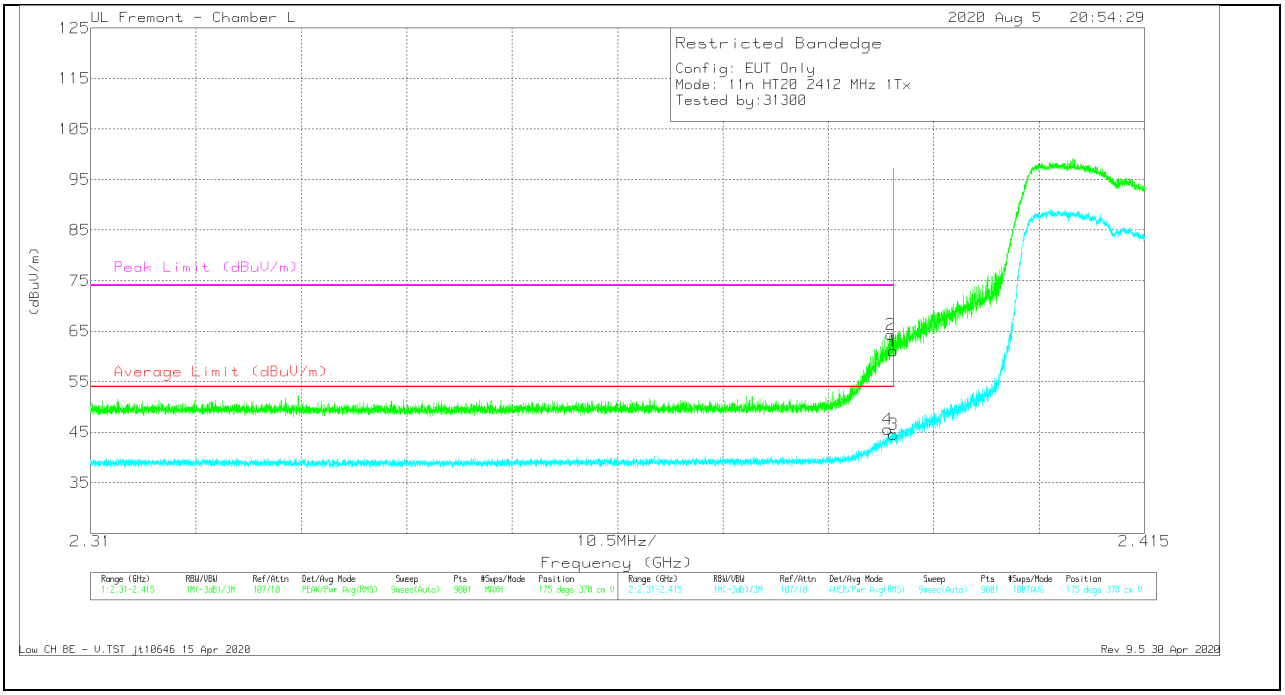

Marker	Frequency (GHz)	Meter Reading (dBuV)	Det	AF 344 (dB/m)	Amp/Cbl/Fltr/Pad (dB)	DC Corr (dB)	Corrected Reading (dBuV/m)	Average Limit (dBuV/m)	Margin (dB)	Peak Limit (dBuV/m)	PK Margin (dB)	Azimuth (Degs)	Height (cm)	Polarity
1	* 2.38999	50.35	Pk	31.9	-21.1	0	61.15	-	-	74	-12.85	175	378	V
2	* 2.38974	53.48	Pk	31.9	-21.1	0	64.28	-	-	74	-9.72	175	378	V
3	* 2.38999	33.38	RMS	31.9	-21.1	.37	44.55	54	-9.45	-	-	175	378	V
4	* 2.38941	34.37	RMS	31.9	-21.1	.37	45.54	54	-8.46	-	-	175	378	V

* - indicates frequency in CFR47 Pt 15 / IC RSS-Restricted Band
Pk - Peak detector
RMS - RMS detection

UL VERIFICATION SERVICES INC.
47173 Benicia Street, Fremont, CA 94538; USA TEL:(510) 319-4000 FAX:(510) 661-0888
This report shall not be reproduced except in full, without the written approval of UL Verification Services Inc.

BANDEDGE (LOW CHANNEL, CH 2)

HORIZONTAL RESULT

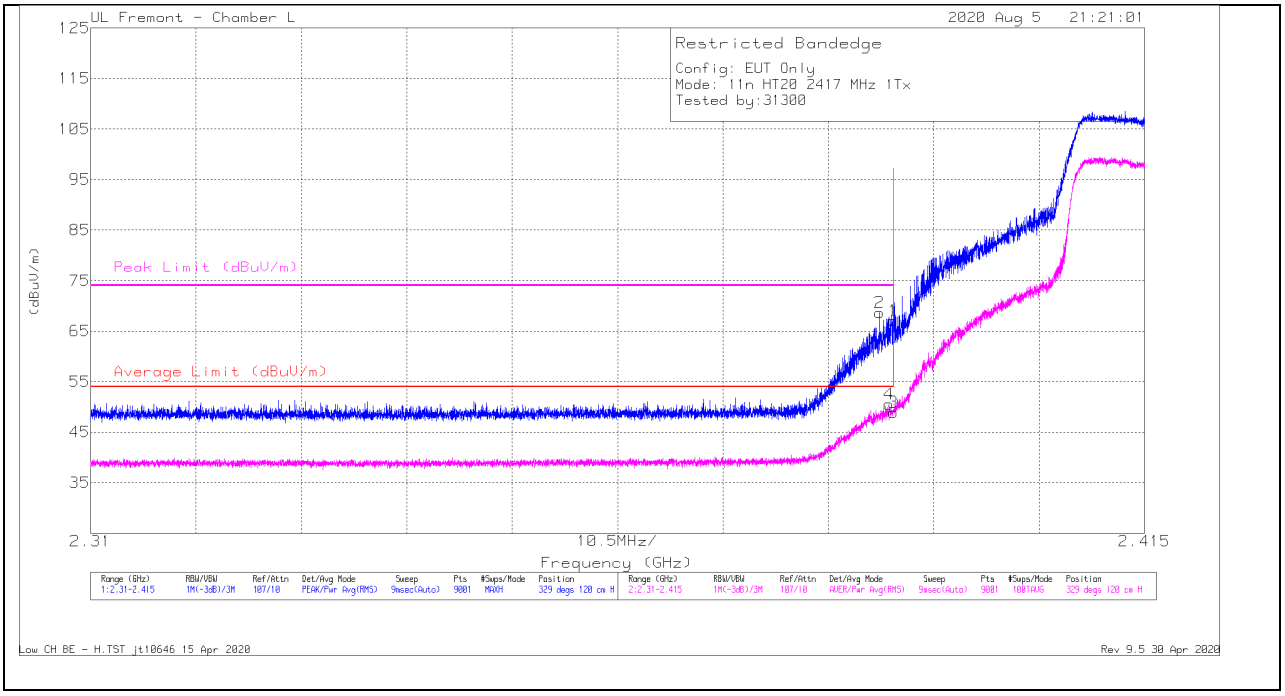

Marker	Frequency (GHz)	Meter Reading (dBuV)	Det	AF 344 (dB/m)	Amp/Cbl/Fltr/Pad (dB)	DC Corr (dB)	Corrected Reading (dBuV/m)	Average Limit (dBuV/m)	Margin (dB)	Peak Limit (dBuV/m)	PK Margin (dB)	Azimuth (Degs)	Height (cm)	Polarity
1	* 2.38999	56.27	Pk	31.9	-21.1	0	67.07	-	-	74	-6.93	329	120	H
2	* 2.38861	57.9	Pk	31.9	-21.1	0	68.7	-	-	74	-5.3	329	120	H
3	* 2.38999	37.73	RMS	31.9	-21.1	.37	48.90	54	-5.10	-	-	329	120	H
4	* 2.38957	39.43	RMS	31.9	-21.1	.37	50.60	54	-3.40	-	-	329	120	H

* - indicates frequency in CFR47 Pt 15 / IC RSS-Restricted Band
Pk - Peak detector
RMS - RMS detection

UL VERIFICATION SERVICES INC.
47173 Benicia Street, Fremont, CA 94538; USA TEL:(510) 319-4000 FAX:(510) 661-0888
This report shall not be reproduced except in full, without the written approval of UL Verification Services Inc.

VERTICAL RESULT

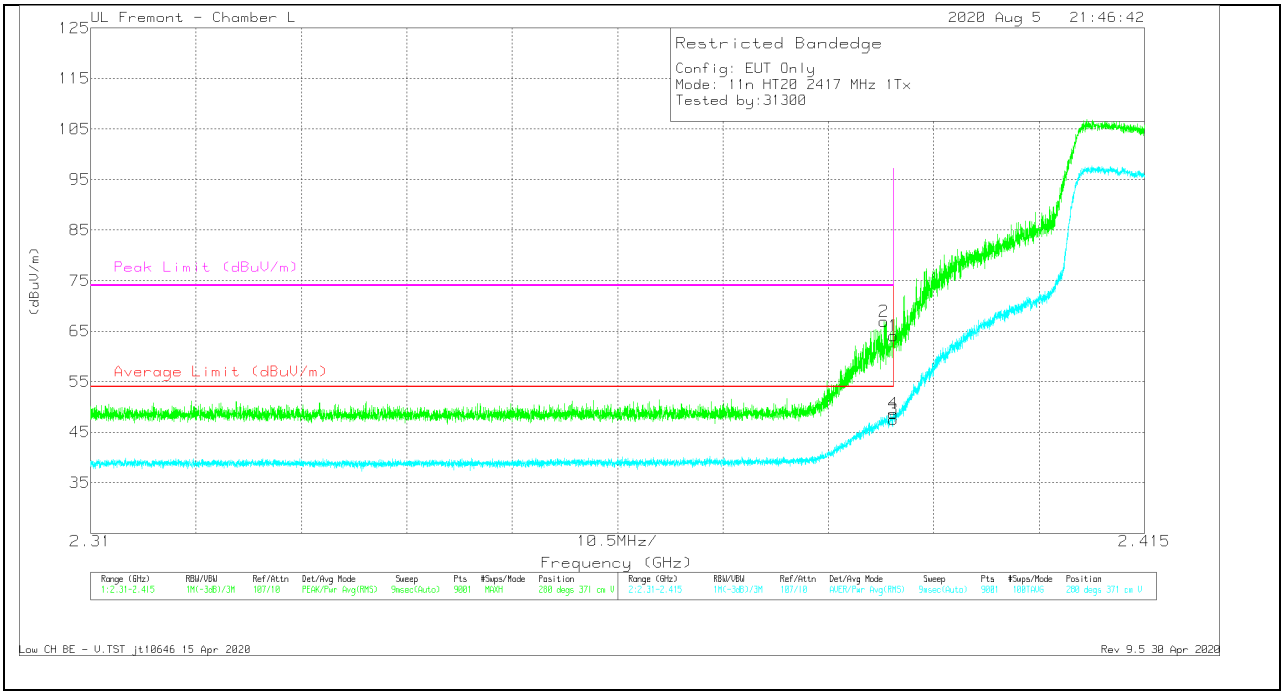

Marker	Frequency (GHz)	Meter Reading (dBuV)	Det	AF 344 (dB/m)	Amp/Cbl/Fltr/Pad (dB)	DC Corr (dB)	Corrected Reading (dBuV/m)	Average Limit (dBuV/m)	Margin (dB)	Peak Limit (dBuV/m)	PK Margin (dB)	Azimuth (Degs)	Height (cm)	Polarity
1	* 2.38999	53.32	Pk	31.9	-21.1	0	64.12	-	-	74	-9.88	280	371	V
2	* 2.38904	56.14	Pk	31.9	-21.1	0	66.94	-	-	74	-7.06	280	371	V
3	* 2.38999	36.4	RMS	31.9	-21.1	.37	47.57	54	-6.43	-	-	280	371	V
4	* 2.38997	37.47	RMS	31.9	-21.1	.37	48.64	54	-5.36	-	-	280	371	V

* - indicates frequency in CFR47 Pt 15 / IC RSS-Restricted Band
Pk - Peak detector
RMS - RMS detection

UL VERIFICATION SERVICES INC.
47173 Benicia Street, Fremont, CA 94538; USA TEL:(510) 319-4000 FAX:(510) 661-0888
This report shall not be reproduced except in full, without the written approval of UL Verification Services Inc.

BANDEDGE (LOW CHANNEL, CH 3)

HORIZONTAL RESULT

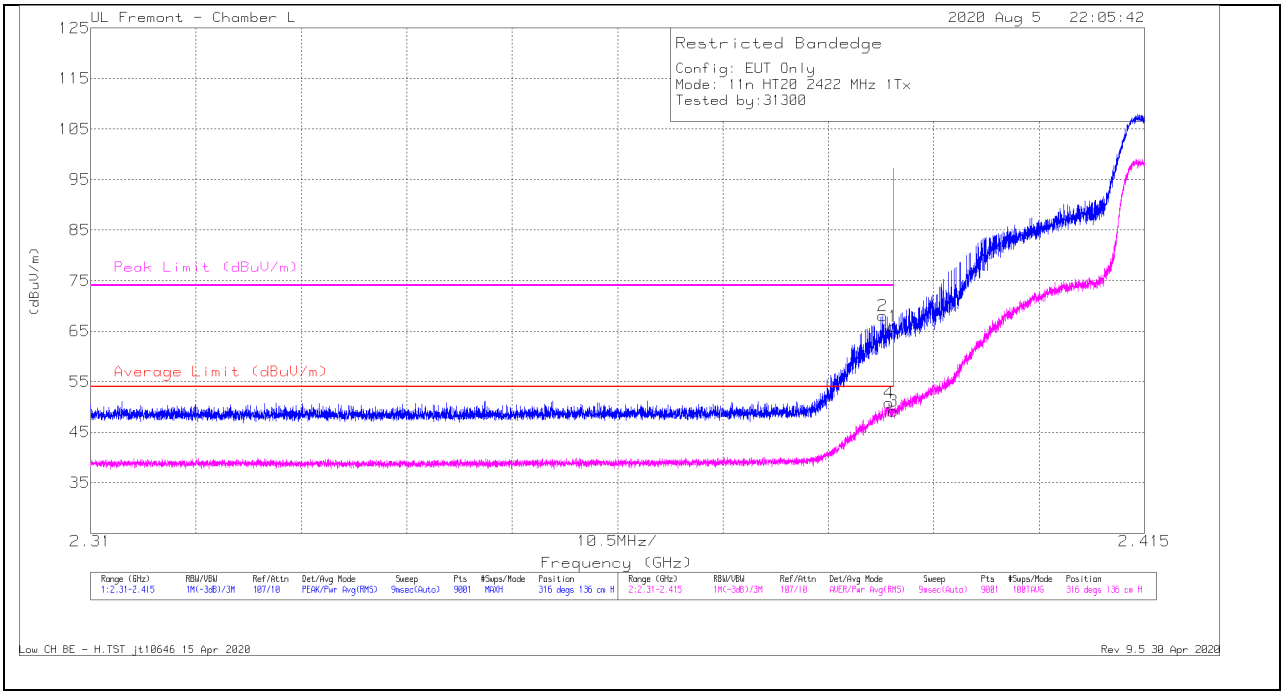

Marker	Frequency (GHz)	Meter Reading (dBuV)	Det	AF 344 (dB/m)	Amp/Cbl/Fltr/Pad (dB)	DC Corr (dB)	Corrected Reading (dBuV/m)	Average Limit (dBuV/m)	Margin (dB)	Peak Limit (dBuV/m)	PK Margin (dB)	Azimuth (Degs)	Height (cm)	Polarity
1	* 2.38999	55.14	Pk	31.9	-21.1	0	65.94	-	-	74	-8.06	316	136	H
2	* 2.38889	57.22	Pk	31.9	-21.1	0	68.02	-	-	74	-5.98	316	136	H
3	* 2.38999	38.05	RMS	31.9	-21.1	.37	49.22	54	-4.78	-	-	316	136	H
4	* 2.38953	39.64	RMS	31.9	-21.1	.37	50.81	54	-3.19	-	-	316	136	H

* - indicates frequency in CFR47 Pt 15 / IC RSS-Restricted Band
Pk - Peak detector
RMS - RMS detection

UL VERIFICATION SERVICES INC.
47173 Benicia Street, Fremont, CA 94538; USA TEL:(510) 319-4000 FAX:(510) 661-0888
This report shall not be reproduced except in full, without the written approval of UL Verification Services Inc.

VERTICAL RESULT

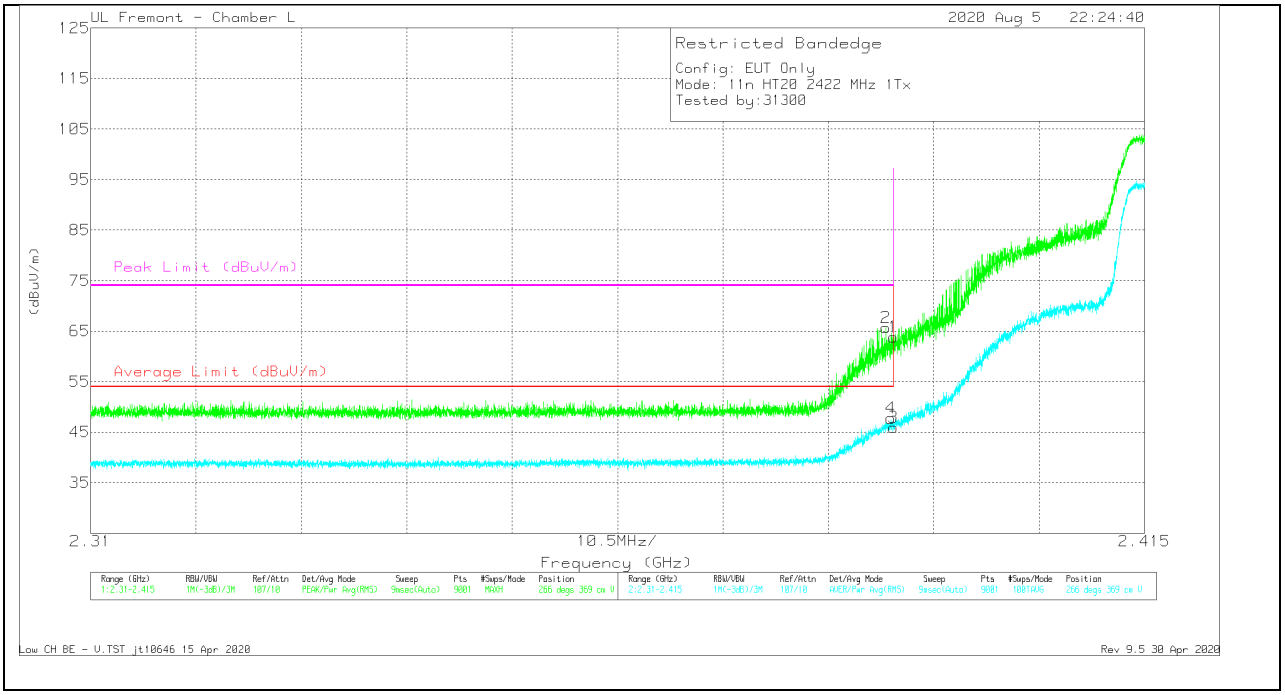

Marker	Frequency (GHz)	Meter Reading (dBuV)	Det	AF 344 (dB/m)	Amp/Cbl/Fltr/Pad (dB)	DC Corr (dB)	Corrected Reading (dBuV/m)	Average Limit (dBuV/m)	Margin (dB)	Peak Limit (dBuV/m)	PK Margin (dB)	Azimuth (Degs)	Height (cm)	Polarity
1	* 2.38999	53.01	Pk	31.9	-21.1	0	63.81	-	-	74	-10.19	266	369	V
2	* 2.38923	54.86	Pk	31.9	-21.1	0	65.66	-	-	74	-8.34	266	369	V
3	* 2.38999	34.74	RMS	31.9	-21.1	.37	45.91	54	-8.09	-	-	266	369	V
4	* 2.38971	36.59	RMS	31.9	-21.1	.37	47.76	54	-6.24	-	-	266	369	V

* - indicates frequency in CFR47 Pt 15 / IC RSS-Restricted Band
Pk - Peak detector
RMS - RMS detection

UL VERIFICATION SERVICES INC.
47173 Benicia Street, Fremont, CA 94538; USA TEL:(510) 319-4000 FAX:(510) 661-0888
This report shall not be reproduced except in full, without the written approval of UL Verification Services Inc.

BANDEDGE (HIGH CHANNEL, CH 9)

HORIZONTAL RESULT

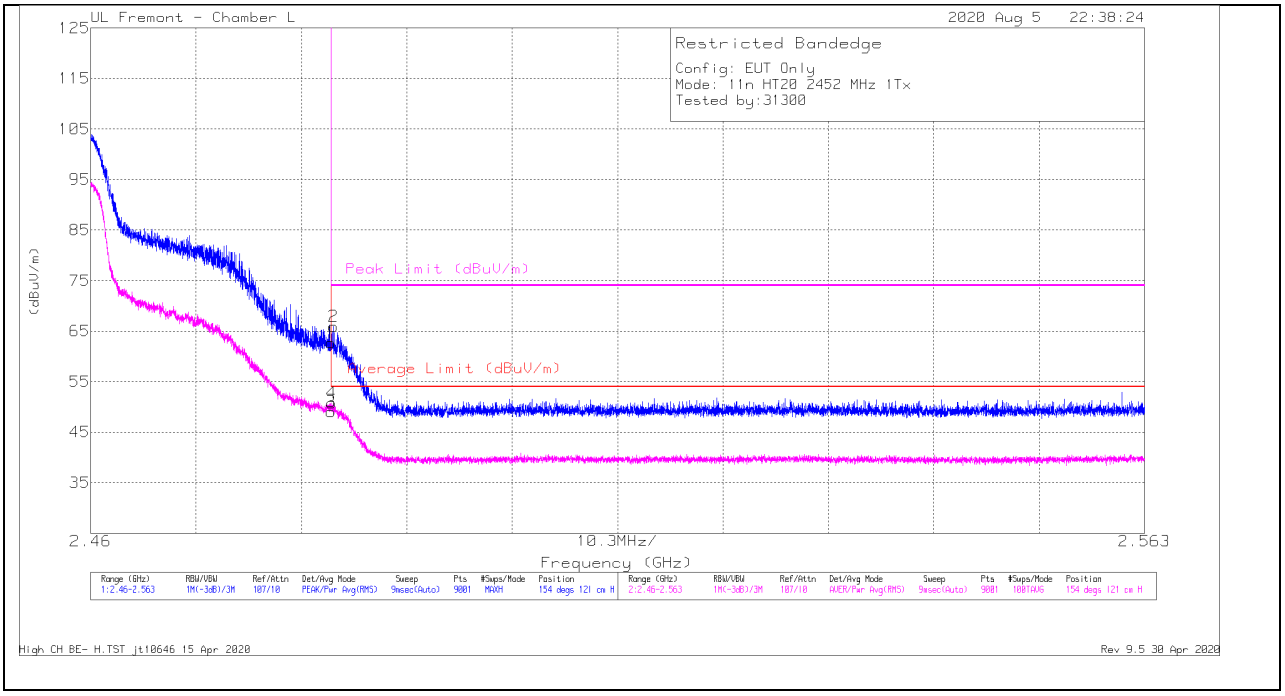

Marker	Frequency (GHz)	Meter Reading (dBuV)	Det	AF 344 (dB/m)	Amp/Cbl/Fltr/Pad (dB)	DC Corr (dB)	Corrected Reading (dBuV/m)	Average Limit (dBuV/m)	Margin (dB)	Peak Limit (dBuV/m)	PK Margin (dB)	Azimuth (Degs)	Height (cm)	Polarity
1	* 2.48351	51.34	Pk	32.3	-20.9	0	62.74	-	-	74	-11.26	154	121	H
2	* 2.48376	54.59	Pk	32.3	-20.9	0	65.99	-	-	74	-8.01	154	121	H
3	* 2.48351	37.25	RMS	32.3	-20.9	.37	49.02	54	-4.98	-	-	154	121	H
4	* 2.48353	39.08	RMS	32.3	-20.9	.37	50.85	54	-3.15	-	-	154	121	H

* - indicates frequency in CFR47 Pt 15 / IC RSS-Restricted Band
Pk - Peak detector
RMS - RMS detection

UL VERIFICATION SERVICES INC.
47173 Benicia Street, Fremont, CA 94538; USA TEL:(510) 319-4000 FAX:(510) 661-0888
This report shall not be reproduced except in full, without the written approval of UL Verification Services Inc.

VERTICAL RESULT

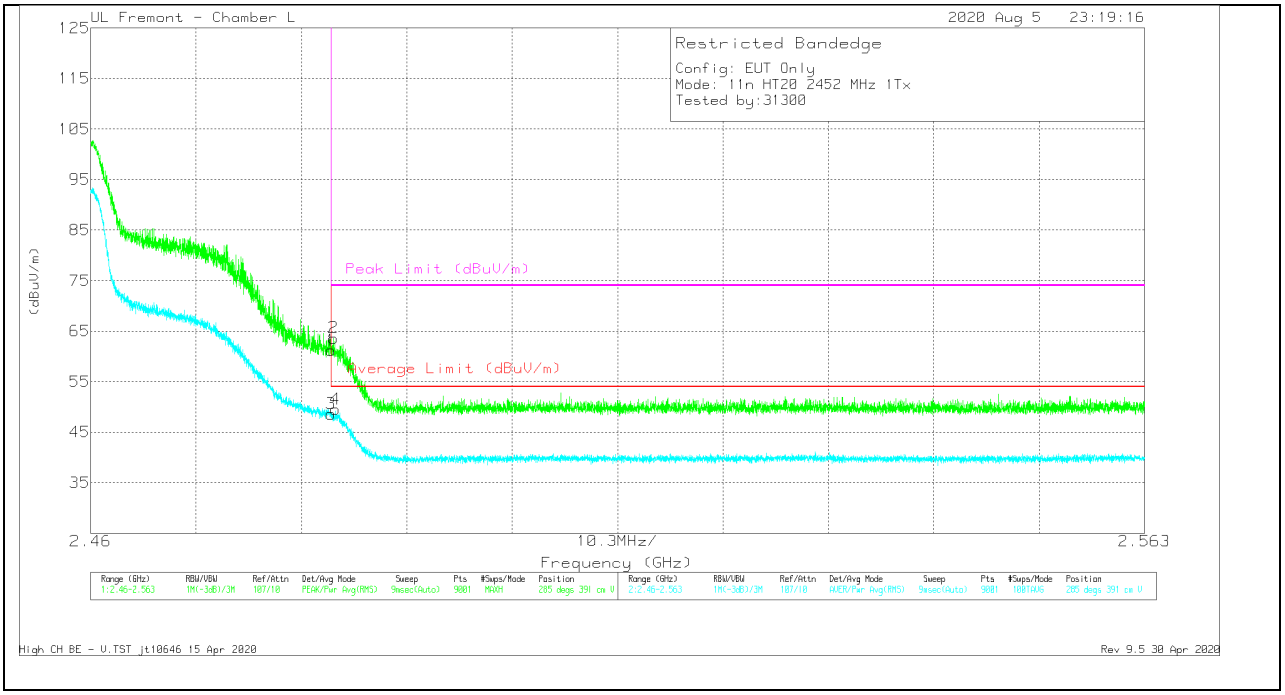

Marker	Frequency (GHz)	Meter Reading (dBuV)	Det	AF 344 (dB/m)	Amp/Cbl/Fltr/Pad (dB)	DC Corr (dB)	Corrected Reading (dBuV/m)	Average Limit (dBuV/m)	Margin (dB)	Peak Limit (dBuV/m)	PK Margin (dB)	Azimuth (Degs)	Height (cm)	Polarity
1	* 2.48351	49.85	Pk	32.3	-20.9	0	61.25	-	-	74	-12.75	285	391	V
2	* 2.48373	52.24	Pk	32.3	-20.9	0	63.64	-	-	74	-10.36	285	391	V
3	* 2.48351	36.86	RMS	32.3	-20.9	.37	48.63	54	-5.37	-	-	285	391	V
4	* 2.48394	37.77	RMS	32.3	-20.9	.37	49.54	54	-4.46	-	-	285	391	V

* - indicates frequency in CFR47 Pt 15 / IC RSS-Restricted Band
Pk - Peak detector
RMS - RMS detection

UL VERIFICATION SERVICES INC.
47173 Benicia Street, Fremont, CA 94538; USA TEL:(510) 319-4000 FAX:(510) 661-0888
This report shall not be reproduced except in full, without the written approval of UL Verification Services Inc.

BANDEDGE (HIGH CHANNEL, CH 10)

HORIZONTAL RESULT

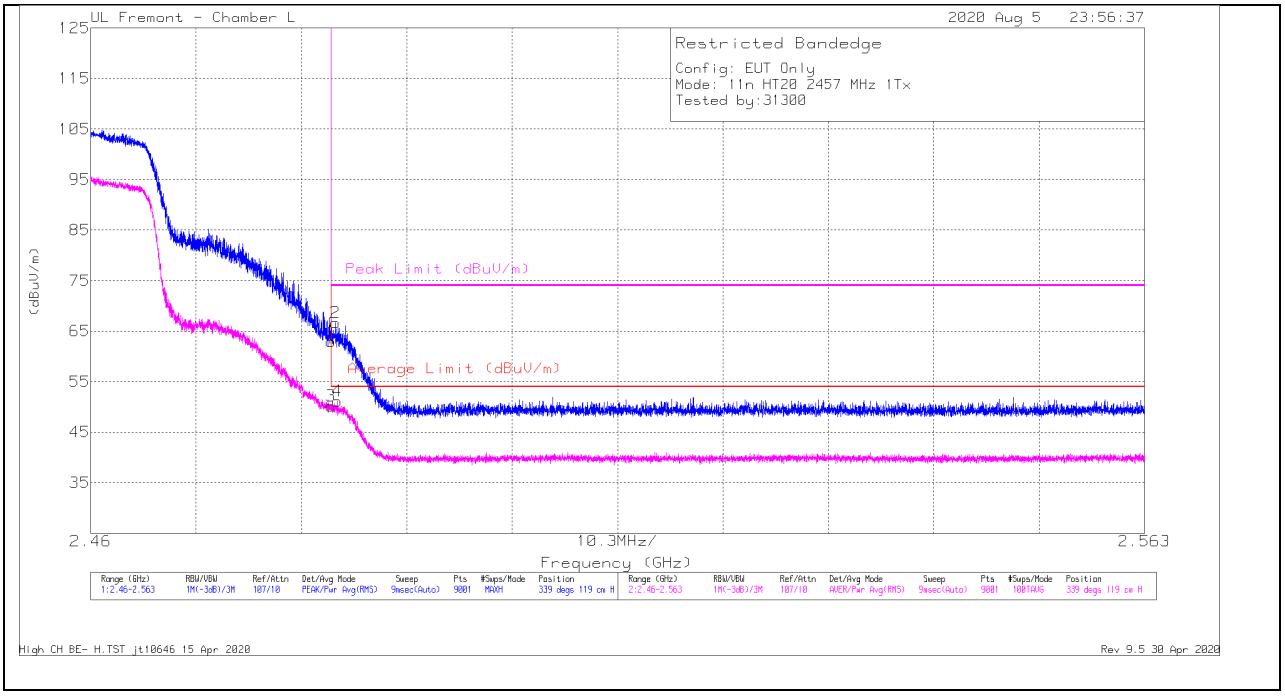

Marker	Frequency (GHz)	Meter Reading (dBuV)	Det	AF 344 (dB/m)	Amp/Cbl/Fltr/Pad (dB)	DC Corr (dB)	Corrected Reading (dBuV/m)	Average Limit (dBuV/m)	Margin (dB)	Peak Limit (dBuV/m)	PK Margin (dB)	Azimuth (Degs)	Height (cm)	Polarity
1	* 2.48351	51.61	Pk	32.3	-20.9	0	63.01	-	-	74	-10.99	339	119	H
2	* 2.48392	55.28	Pk	32.3	-20.9	0	66.68	-	-	74	-7.32	339	119	H
3	* 2.48351	38.36	RMS	32.3	-20.9	.37	50.13	54	-3.87	-	-	339	119	H
4	* 2.4841	39.35	RMS	32.3	-20.9	.37	51.12	54	-2.88	-	-	339	119	H

* - indicates frequency in CFR47 Pt 15 / IC RSS-Restricted Band
Pk - Peak detector
RMS - RMS detection

UL VERIFICATION SERVICES INC.
47173 Benicia Street, Fremont, CA 94538; USA TEL:(510) 319-4000 FAX:(510) 661-0888
This report shall not be reproduced except in full, without the written approval of UL Verification Services Inc.

VERTICAL RESULT

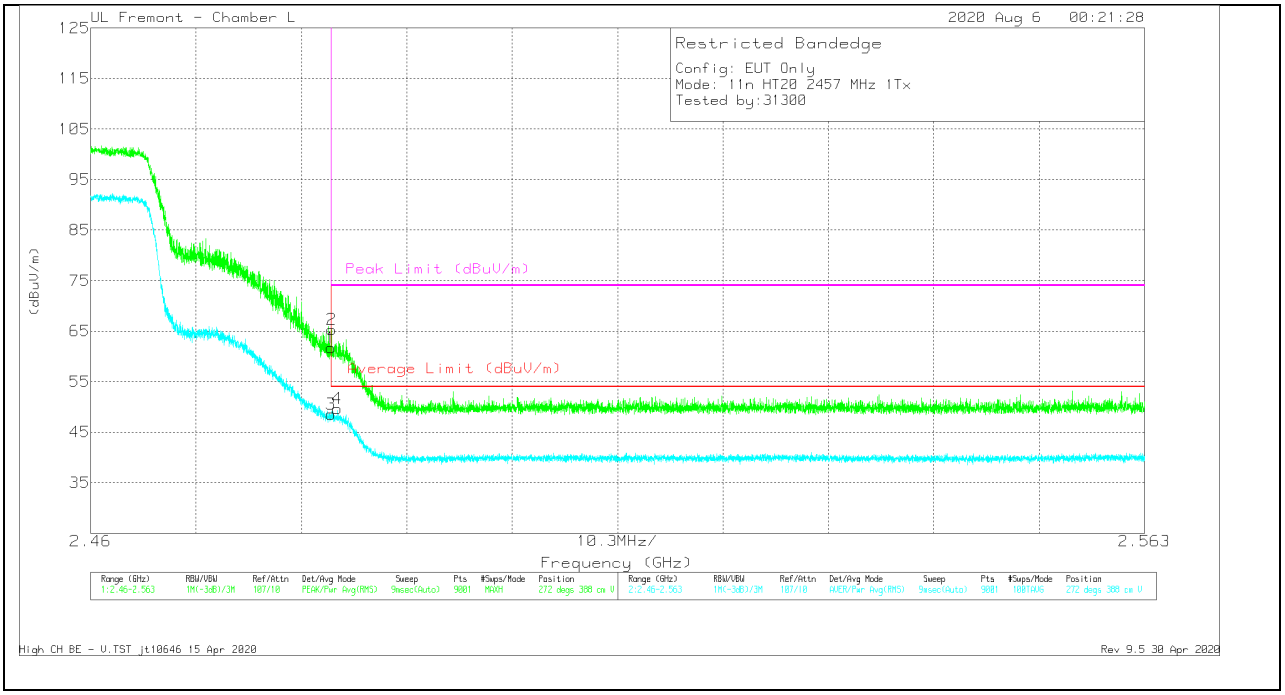

Marker	Frequency (GHz)	Meter Reading (dBuV)	Det	AF 344 (dB/m)	Amp/Cbl/Fltr/Pad (dB)	DC Corr (dB)	Corrected Reading (dBuV/m)	Average Limit (dBuV/m)	Margin (dB)	Peak Limit (dBuV/m)	PK Margin (dB)	Azimuth (Degs)	Height (cm)	Polarity
1	* 2.48351	50.29	Pk	32.3	-20.9	0	61.69	-	-	74	-12.31	272	388	V
2	* 2.48354	53.88	Pk	32.3	-20.9	0	65.28	-	-	74	-8.72	272	388	V
3	* 2.48351	36.74	RMS	32.3	-20.9	.37	48.51	54	-5.49	-	-	272	388	V
4	* 2.48412	37.88	RMS	32.3	-20.9	.37	49.65	54	-4.35	-	-	272	388	V

* - indicates frequency in CFR47 Pt 15 / IC RSS-Restricted Band
Pk - Peak detector
RMS - RMS detection

UL VERIFICATION SERVICES INC.
47173 Benicia Street, Fremont, CA 94538; USA TEL:(510) 319-4000 FAX:(510) 661-0888
This report shall not be reproduced except in full, without the written approval of UL Verification Services Inc.

BANDEDGE (HIGH CHANNEL, CH 11)

HORIZONTAL RESULT

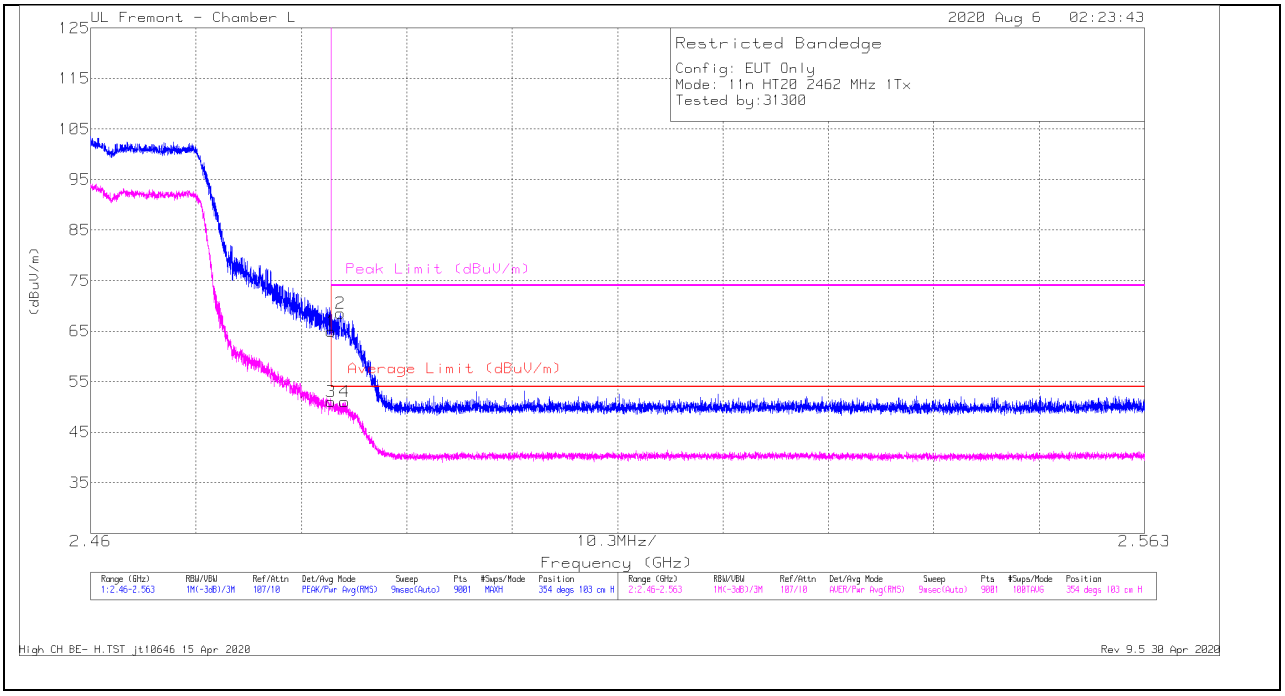

Marker	Frequency (GHz)	Meter Reading (dBuV)	Det	AF 344 (dB/m)	Amp/Cbl/Fltr/Pad (dB)	DC Corr (dB)	Corrected Reading (dBuV/m)	Average Limit (dBuV/m)	Margin (dB)	Peak Limit (dBuV/m)	PK Margin (dB)	Azimuth (Degs)	Height (cm)	Polarity
1	* 2.48351	53.53	Pk	32.3	-20.9	0	64.93	-	-	74	-9.07	354	103	H
2	* 2.48442	57.17	Pk	32.3	-20.9	0	68.57	-	-	74	-5.43	354	103	H
3	* 2.48351	39.27	RMS	32.3	-20.9	.37	51.04	54	-2.96	-	-	354	103	H
4	* 2.48481	39.25	RMS	32.3	-20.9	.37	51.02	54	-2.98	-	-	354	103	H

* - indicates frequency in CFR47 Pt 15 / IC RSS-Restricted Band
Pk - Peak detector
RMS - RMS detection

UL VERIFICATION SERVICES INC.
47173 Benicia Street, Fremont, CA 94538; USA TEL:(510) 319-4000 FAX:(510) 661-0888
This report shall not be reproduced except in full, without the written approval of UL Verification Services Inc.

VERTICAL RESULT

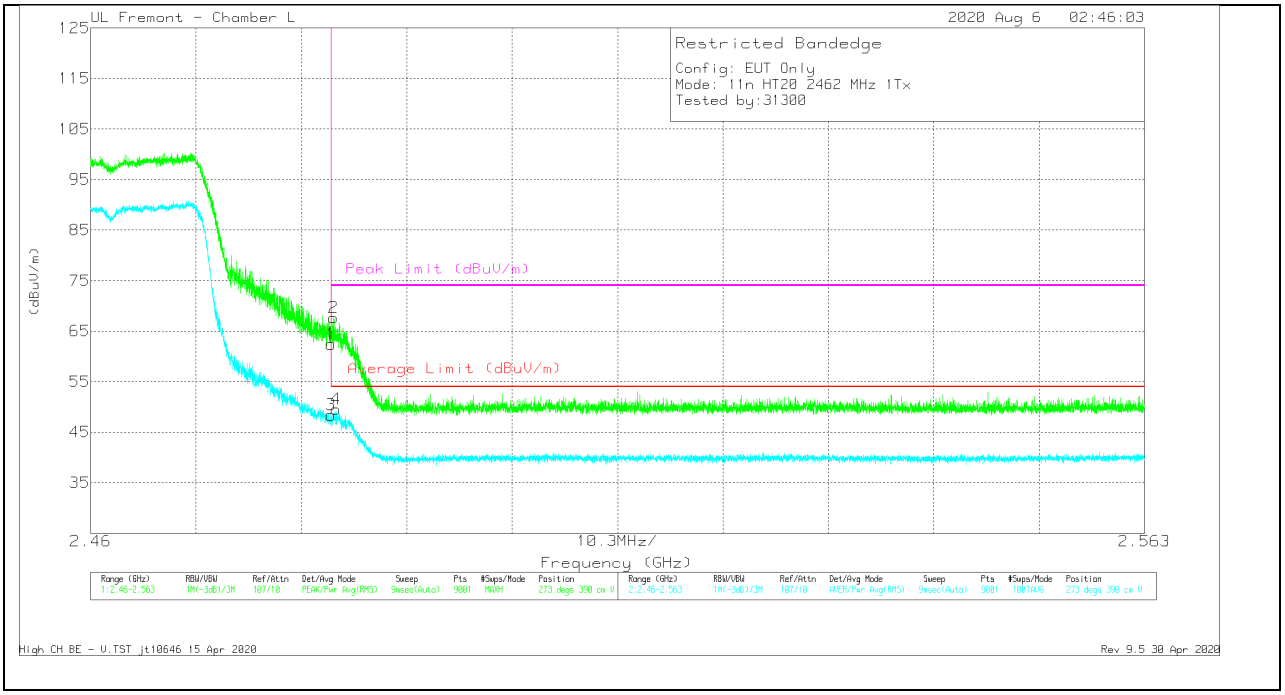

Marker	Frequency (GHz)	Meter Reading (dBuV)	Det	AF 344 (dB/m)	Amp/Cbl/Fltr/Pad (dB)	DC Corr (dB)	Corrected Reading (dBuV/m)	Average Limit (dBuV/m)	Margin (dB)	Peak Limit (dBuV/m)	PK Margin (dB)	Azimuth (Degs)	Height (cm)	Polarity
1	* 2.48351	51	Pk	32.3	-20.9	0	62.4	-	-	74	-11.6	273	390	V
2	* 2.48377	56.32	Pk	32.3	-20.9	0	67.72	-	-	74	-6.28	273	390	V
3	* 2.48351	36.61	RMS	32.3	-20.9	.37	48.38	54	-5.62	-	-	273	390	V
4	* 2.48396	37.77	RMS	32.3	-20.9	.37	49.54	54	-4.46	-	-	273	390	V

* - indicates frequency in CFR47 Pt 15 / IC RSS-Restricted Band
Pk - Peak detector
RMS - RMS detection

UL VERIFICATION SERVICES INC.
47173 Benicia Street, Fremont, CA 94538; USA TEL:(510) 319-4000 FAX:(510) 661-0888
This report shall not be reproduced except in full, without the written approval of UL Verification Services Inc.

BANDEDGE (HIGH CHANNEL, CH 12)

HORIZONTAL RESULT

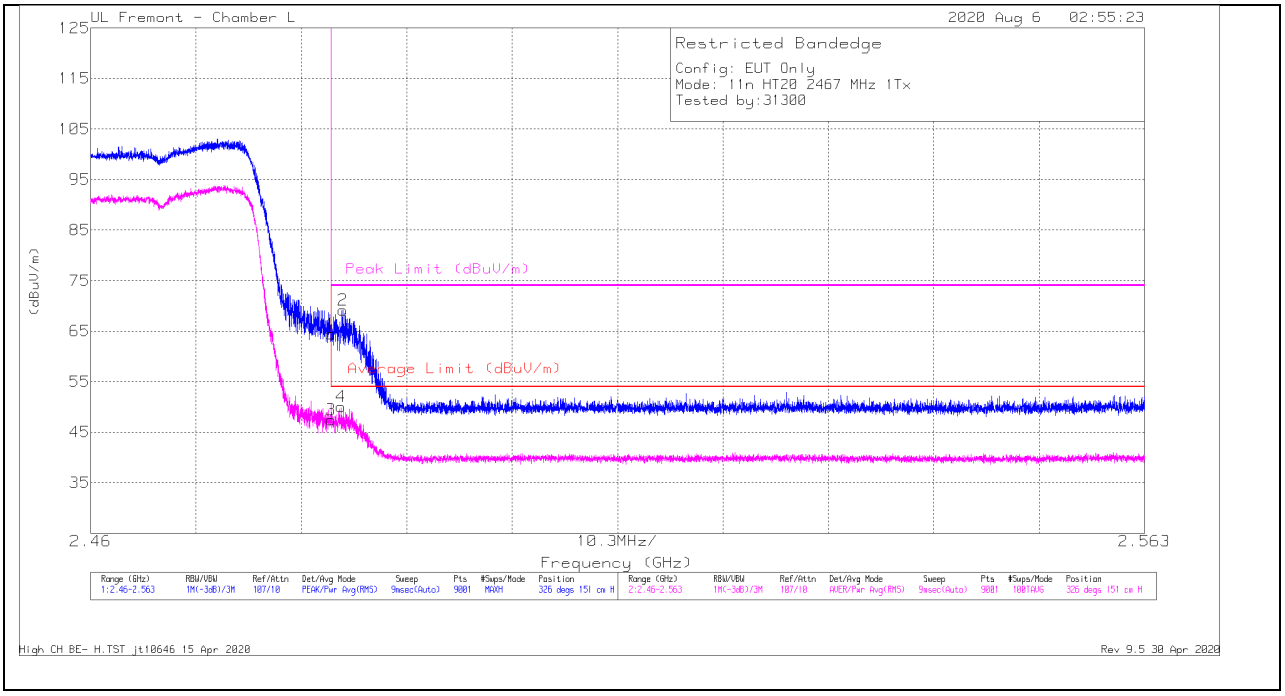

Marker	Frequency (GHz)	Meter Reading (dBuV)	Det	AF 344 (dB/m)	Amp/Cbl/Fltr/Pad (dB)	DC Corr (dB)	Corrected Reading (dBuV/m)	Average Limit (dBuV/m)	Margin (dB)	Peak Limit (dBuV/m)	PK Margin (dB)	Azimuth (Degs)	Height (cm)	Polarity
1	* 2.48351	53.02	Pk	32.3	-20.9	0	64.42	-	-	74	-9.58	326	151	H
2	* 2.48468	57.75	Pk	32.3	-20.9	0	69.15	-	-	74	-4.85	326	151	H
3	* 2.48351	35.65	RMS	32.3	-20.9	.37	47.42	54	-6.58	-	-	326	151	H
4	* 2.48446	38.34	RMS	32.3	-20.9	.37	50.11	54	-3.89	-	-	326	151	H

* - indicates frequency in CFR47 Pt 15 / IC RSS-Restricted Band
Pk - Peak detector
RMS - RMS detection

UL VERIFICATION SERVICES INC.
47173 Benicia Street, Fremont, CA 94538; USA TEL:(510) 319-4000 FAX:(510) 661-0888
This report shall not be reproduced except in full, without the written approval of UL Verification Services Inc.

VERTICAL RESULT

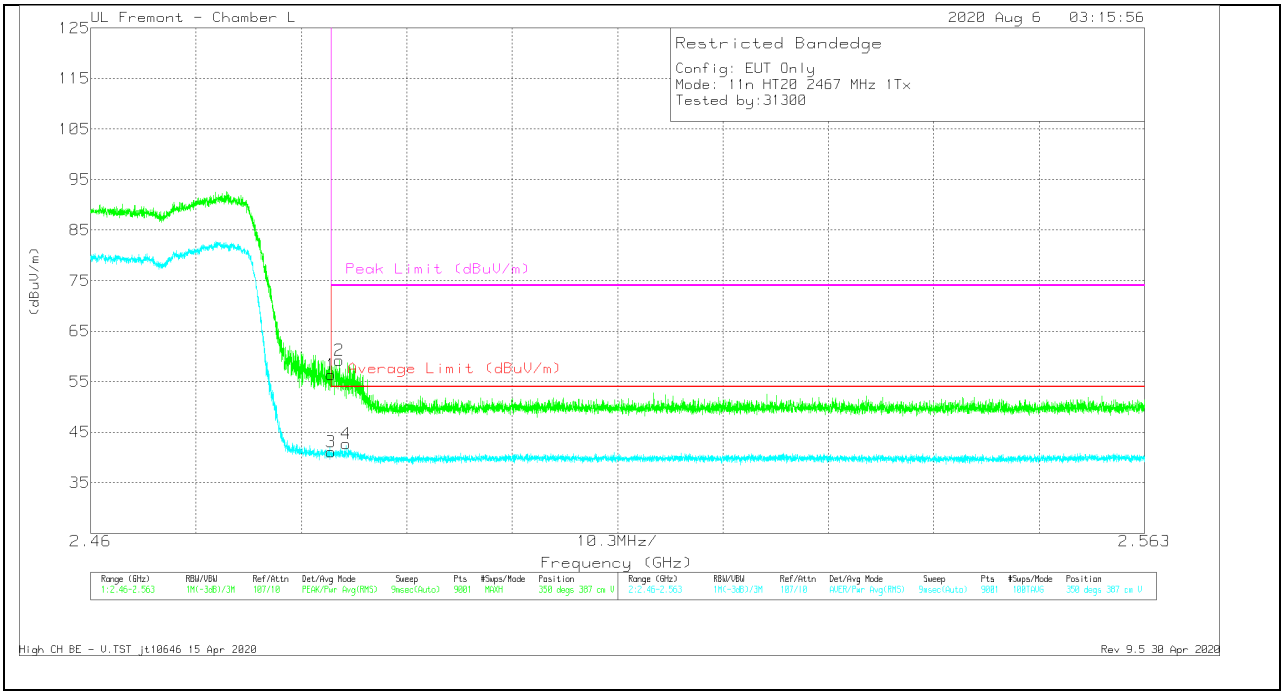

Marker	Frequency (GHz)	Meter Reading (dBuV)	Det	AF 344 (dB/m)	Amp/Cbl/Fltr/Pad (dB)	DC Corr (dB)	Corrected Reading (dBuV/m)	Average Limit (dBuV/m)	Margin (dB)	Peak Limit (dBuV/m)	PK Margin (dB)	Azimuth (Degs)	Height (cm)	Polarity
1	* 2.48351	44.92	Pk	32.3	-20.9	0	56.32	-	-	74	-17.68	350	387	V
2	* 2.48428	47.82	Pk	32.3	-20.9	0	59.22	-	-	74	-14.78	350	387	V
3	* 2.48351	29.38	RMS	32.3	-20.9	.37	41.15	54	-12.85	-	-	350	387	V
4	* 2.48495	30.93	RMS	32.3	-20.9	.37	42.70	54	-11.30	-	-	350	387	V

* - indicates frequency in CFR47 Pt 15 / IC RSS-Restricted Band
Pk - Peak detector
RMS - RMS detection

UL VERIFICATION SERVICES INC.
47173 Benicia Street, Fremont, CA 94538; USA TEL:(510) 319-4000 FAX:(510) 661-0888
This report shall not be reproduced except in full, without the written approval of UL Verification Services Inc.

BANDEDGE (HIGH CHANNEL, CH 13)

HORIZONTAL RESULT

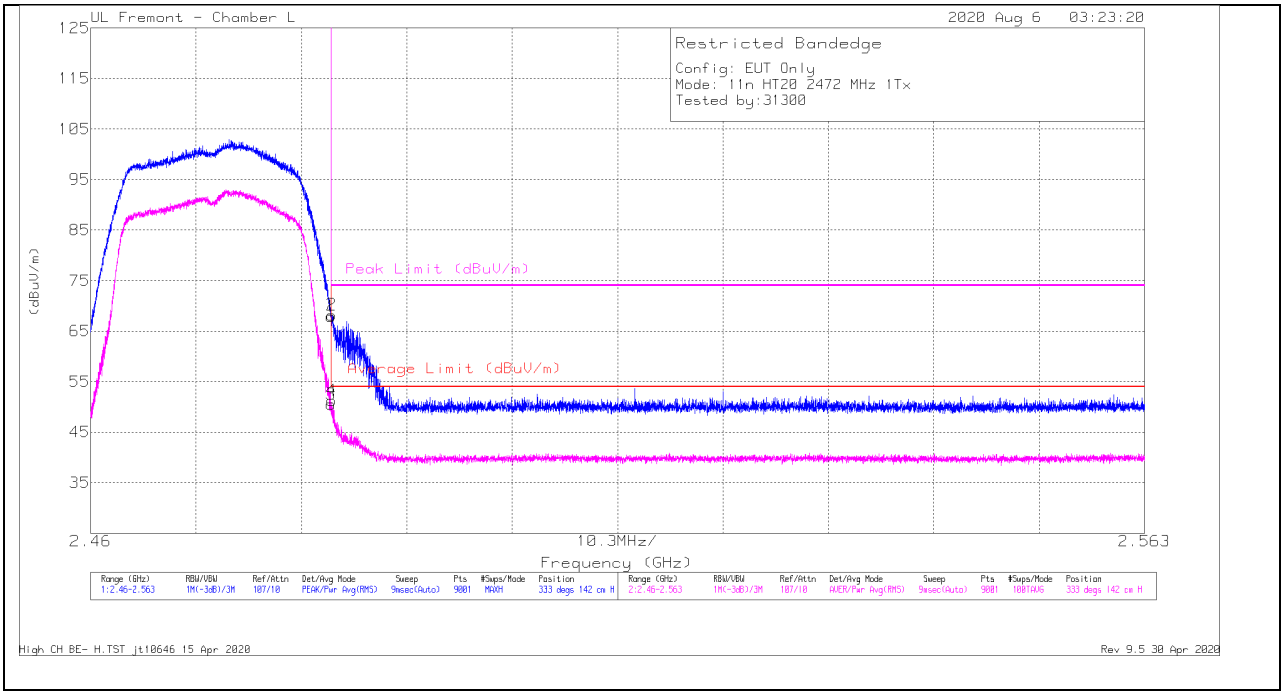

Marker	Frequency (GHz)	Meter Reading (dBuV)	Det	AF 344 (dB/m)	Amp/Cbl/Fltr/Pad (dB)	DC Corr (dB)	Corrected Reading (dBuV/m)	Average Limit (dBuV/m)	Margin (dB)	Peak Limit (dBuV/m)	PK Margin (dB)	Azimuth (Degs)	Height (cm)	Polarity
1	* 2.48351	56.56	Pk	32.3	-20.9	0	67.96	-	-	74	-6.04	333	142	H
2	* 2.48356	56.83	Pk	32.3	-20.9	0	68.23	-	-	74	-5.77	333	142	H
3	* 2.48351	38.83	RMS	32.3	-20.9	.37	50.60	54	-3.40	-	-	333	142	H
4	* 2.48355	39.49	RMS	32.3	-20.9	.37	51.26	54	-2.74	-	-	333	142	H

* - indicates frequency in CFR47 Pt 15 / IC RSS-Restricted Band
Pk - Peak detector
RMS - RMS detection

UL VERIFICATION SERVICES INC.
47173 Benicia Street, Fremont, CA 94538; USA TEL:(510) 319-4000 FAX:(510) 661-0888
This report shall not be reproduced except in full, without the written approval of UL Verification Services Inc.

VERTICAL RESULT

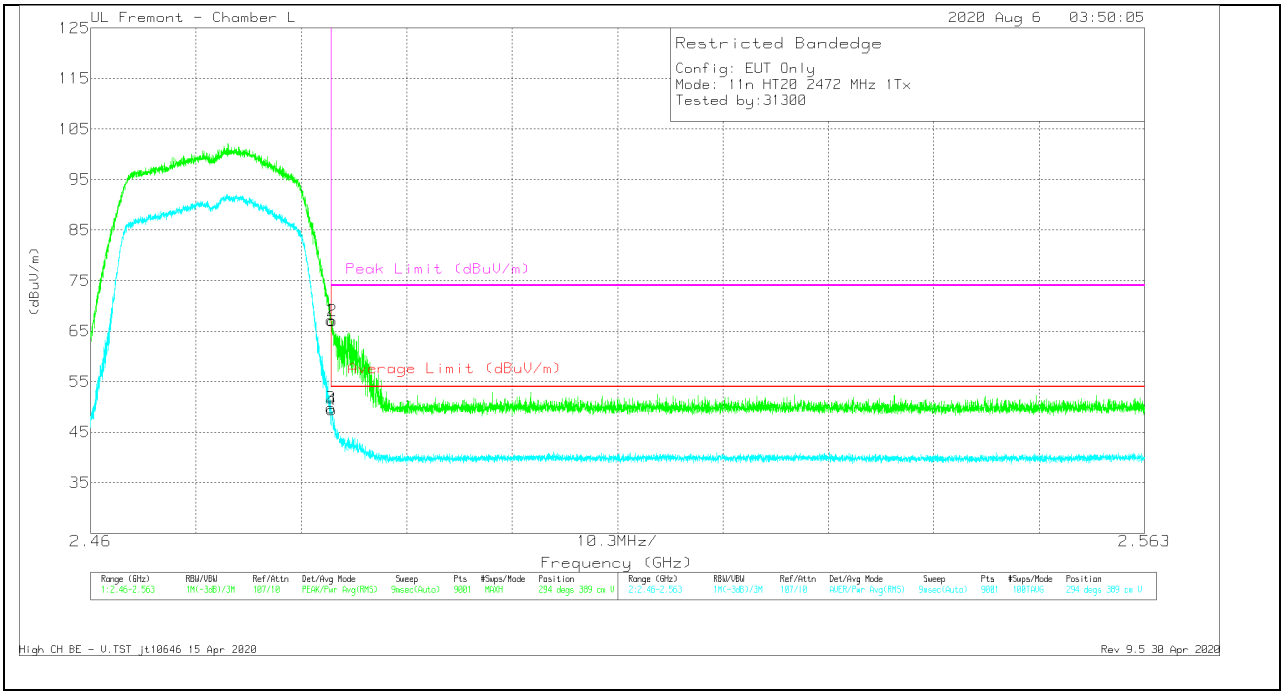

Marker	Frequency (GHz)	Meter Reading (dBuV)	Det	AF 344 (dB/m)	Amp/Cbl/Fltr/Pad (dB)	DC Corr (dB)	Corrected Reading (dBuV/m)	Average Limit (dBuV/m)	Margin (dB)	Peak Limit (dBuV/m)	PK Margin (dB)	Azimuth (Degs)	Height (cm)	Polarity
1	* 2.48351	55.75	Pk	32.3	-20.9	0	67.15	-	-	74	-6.85	294	389	V
2	* 2.48364	55.68	Pk	32.3	-20.9	0	67.08	-	-	74	-6.92	294	389	V
3	* 2.48351	38.04	RMS	32.3	-20.9	.37	49.81	54	-4.19	-	-	294	389	V
4	* 2.48353	37.65	RMS	32.3	-20.9	.37	49.42	54	-4.58	-	-	294	389	V

* - indicates frequency in CFR47 Pt 15 / IC RSS-Restricted Band
Pk - Peak detector
RMS - RMS detection

UL VERIFICATION SERVICES INC.
47173 Benicia Street, Fremont, CA 94538; USA TEL:(510) 319-4000 FAX:(510) 661-0888
This report shall not be reproduced except in full, without the written approval of UL Verification Services Inc.

1TX ANT 3

BANDEDGE (LOW CHANNEL, CH 1)

HORIZONTAL RESULT

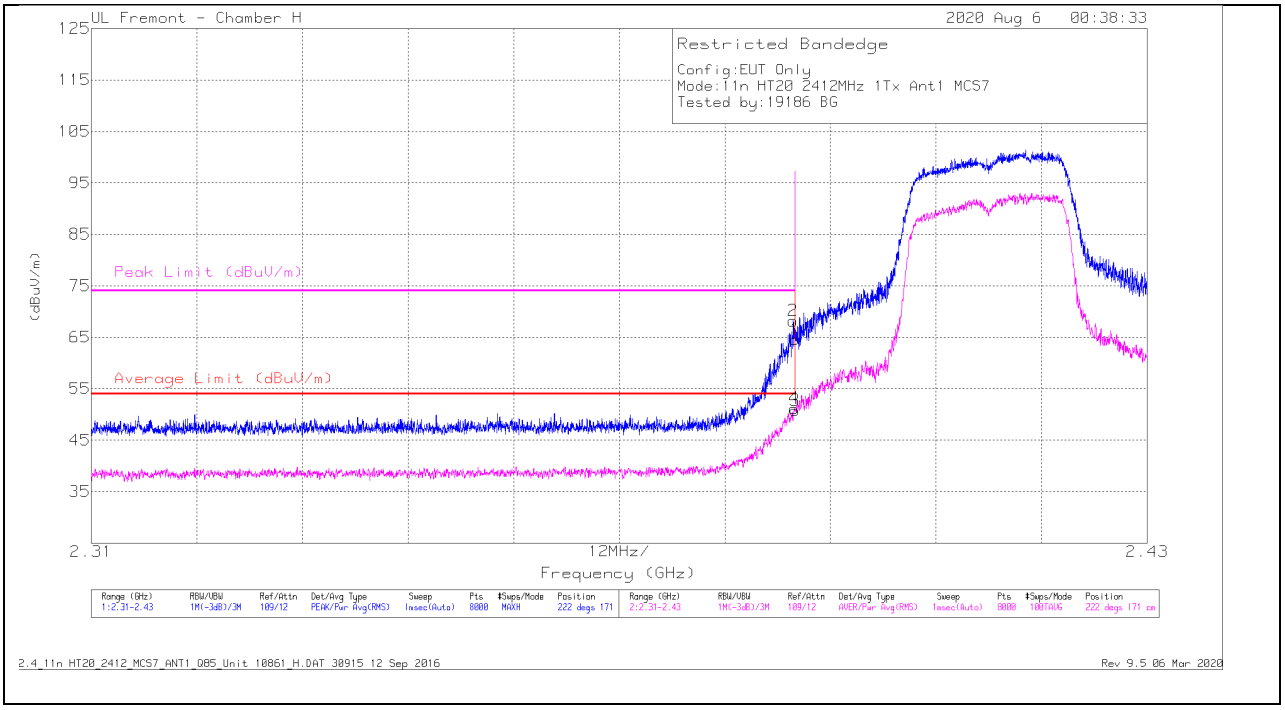

Marker	Frequency (GHz)	Meter Reading (dBuV)	Det	AF T863 (dB/m)	Amp/Cbl/Fltr/Pad (dB)	DC Corr (dB)	Corrected Reading (dBuV/m)	Average Limit (dBuV/m)	Margin (dB)	Peak Limit (dBuV/m)	PK Margin (dB)	Azimuth (Degs)	Height (cm)	Polarity
1	* 2.38999	54.22	Pk	32.1	-21.7	0	64.62	-	-	74	-9.38	222	171	H
2	* 2.38975	57.91	Pk	32.1	-21.8	0	68.21	-	-	74	-5.79	222	171	H
3	* 2.38999	40.01	RMS	32.1	-21.7	0.37	50.78	54	-3.22	-	-	222	171	H
4	* 2.38992	40.49	RMS	32.1	-21.8	0.37	51.16	54	-2.84	-	-	222	171	H

* - indicates frequency in CFR47 Pt 15 / IC RSS-Restricted Band
Pk - Peak detector
RMS - RMS detection

UL VERIFICATION SERVICES INC.
47173 Benicia Street, Fremont, CA 94538; USA TEL:(510) 319-4000 FAX:(510) 661-0888
This report shall not be reproduced except in full, without the written approval of UL Verification Services Inc.

VERTICAL RESULT

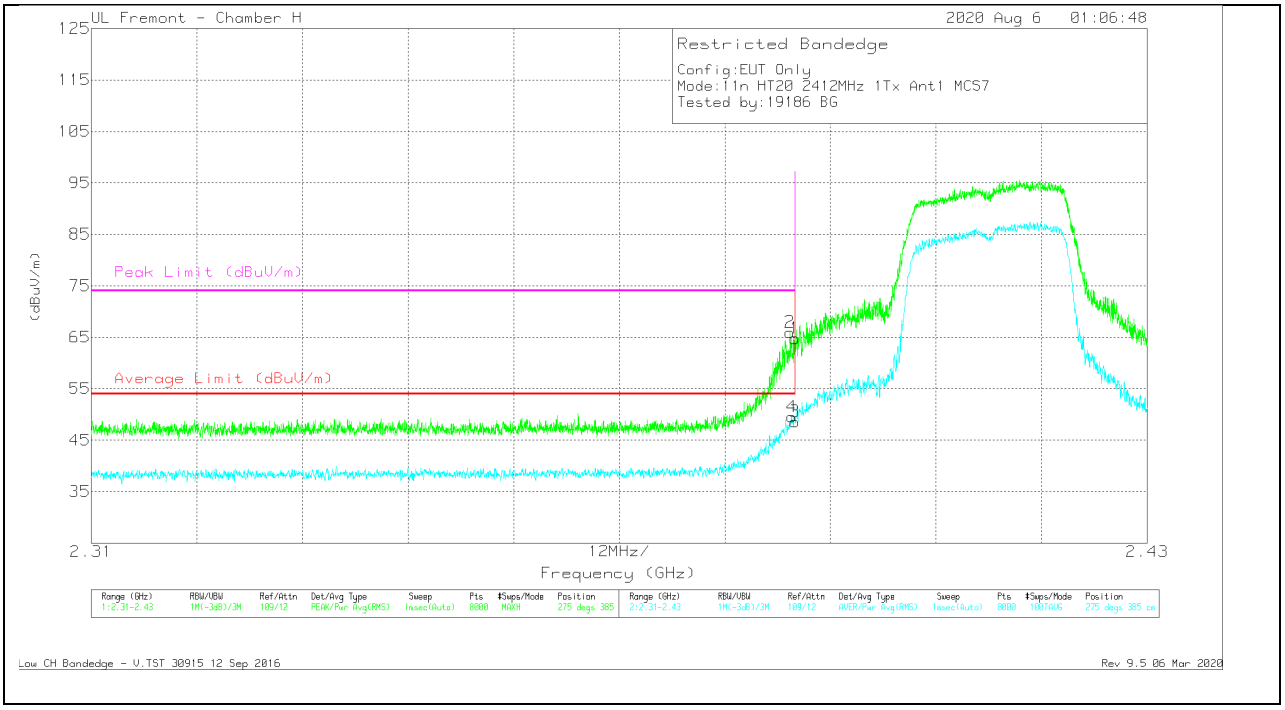

Marker	Frequency (GHz)	Meter Reading (dBuV)	Det	AF T863 (dB/m)	Amp/Cbl/Fltr/Pad (dB)	DC Corr (dB)	Corrected Reading (dBuV/m)	Average Limit (dBuV/m)	Margin (dB)	Peak Limit (dBuV/m)	PK Margin (dB)	Azimuth (Degs)	Height (cm)	Polarity
1	* 2.38999	54.38	Pk	32.1	-21.7	0	64.78	-	-	74	-9.22	275	385	V
2	* 2.38941	55.67	Pk	32.1	-21.8	0	65.97	-	-	74	-8.03	275	385	V
3	* 2.38999	37.83	RMS	32.1	-21.7	0.37	48.6	54	-5.4	-	-	275	385	V
4	* 2.38959	38.86	RMS	32.1	-21.8	0.37	49.53	54	-4.47	-	-	275	385	V

* - indicates frequency in CFR47 Pt 15 / IC RSS-Restricted Band
Pk - Peak detector
RMS - RMS detection

UL VERIFICATION SERVICES INC.
47173 Benicia Street, Fremont, CA 94538; USA TEL:(510) 319-4000 FAX:(510) 661-0888
This report shall not be reproduced except in full, without the written approval of UL Verification Services Inc.

BANDEDGE (LOW CHANNEL, CH 2)

HORIZONTAL RESULT

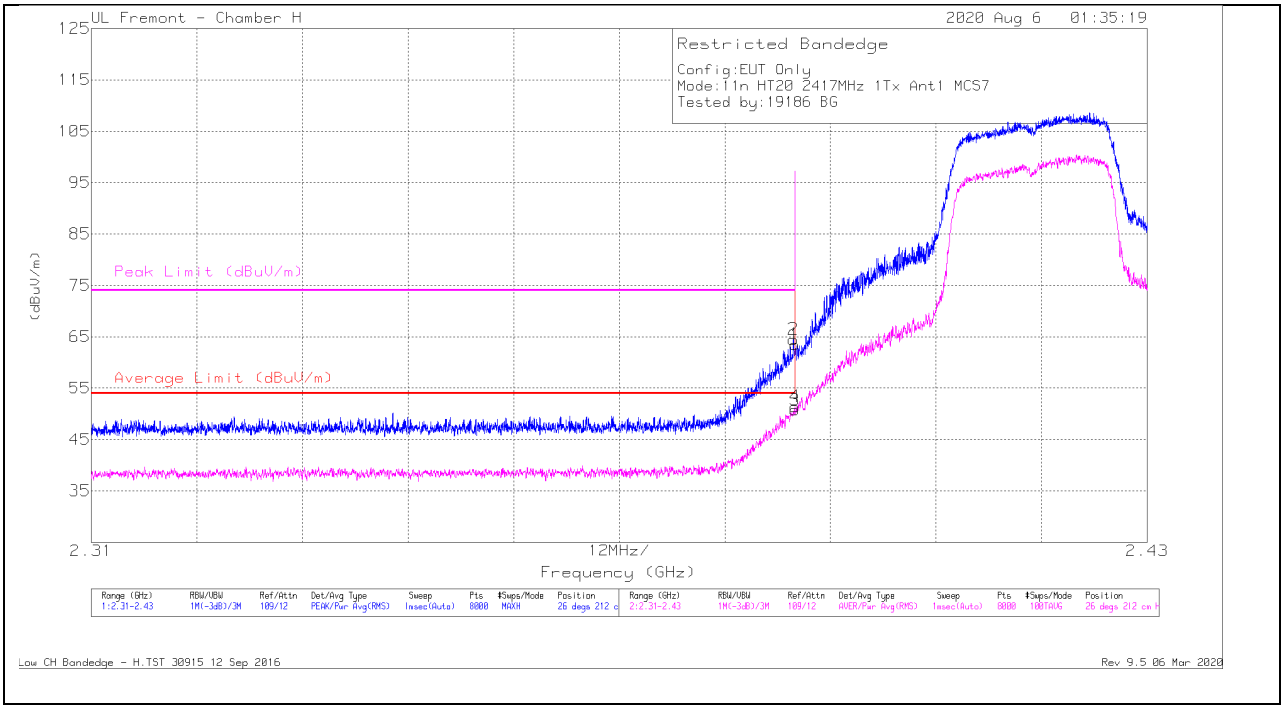

Marker	Frequency (GHz)	Meter Reading (dBuV)	Det	AF T863 (dB/m)	Amp/Cbl/Fltr/Pad (dB)	DC Corr (dB)	Corrected Reading (dBuV/m)	Average Limit (dBuV/m)	Margin (dB)	Peak Limit (dBuV/m)	PK Margin (dB)	Azimuth (Degs)	Height (cm)	Polarity
1	* 2.38999	53.1	Pk	32.1	-21.7	0	63.5	-	-	74	-10.5	26	212	H
2	* 2.38978	54.19	Pk	32.1	-21.8	0	64.49	-	-	74	-9.51	26	212	H
3	* 2.38999	39.99	RMS	32.1	-21.7	0.37	50.76	54	-3.24	-	-	26	212	H
4	* 2.38995	40.73	RMS	32.1	-21.8	0.37	51.4	54	-2.6	-	-	26	212	H

* - indicates frequency in CFR47 Pt 15 / IC RSS-Restricted Band
Pk - Peak detector
RMS - RMS detection

UL VERIFICATION SERVICES INC.
47173 Benicia Street, Fremont, CA 94538; USA TEL:(510) 319-4000 FAX:(510) 661-0888
This report shall not be reproduced except in full, without the written approval of UL Verification Services Inc.

VERTICAL RESULT

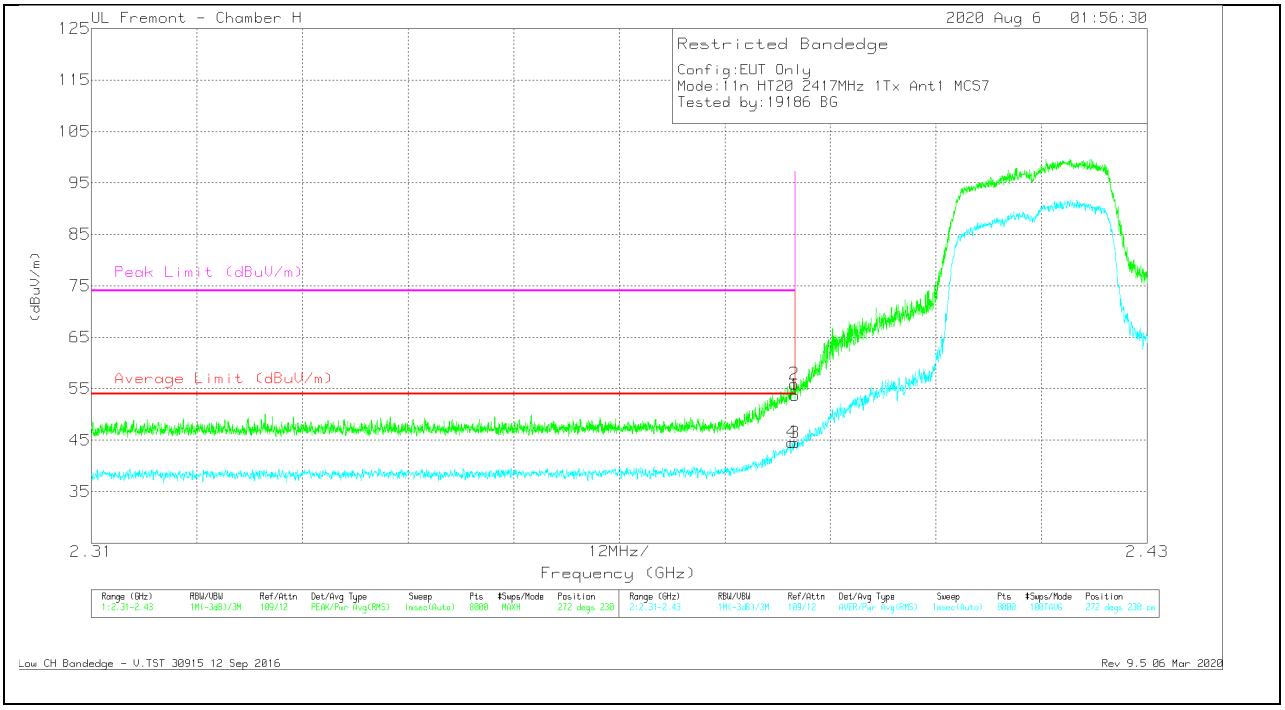

Marker	Frequency (GHz)	Meter Reading (dBuV)	Det	AF T863 (dB/m)	Amp/Cbl/Fltr/Pad (dB)	DC Corr (dB)	Corrected Reading (dBuV/m)	Average Limit (dBuV/m)	Margin (dB)	Peak Limit (dBuV/m)	PK Margin (dB)	Azimuth (Degs)	Height (cm)	Polarity
1	* 2.38999	43.34	Pk	32.1	-21.7	0	53.74	-	-	74	-20.26	272	230	V
2	* 2.38989	45.62	Pk	32.1	-21.8	0	55.92	-	-	74	-18.08	272	230	V
3	* 2.38999	33.75	RMS	32.1	-21.7	0.37	44.52	54	-9.48	-	-	272	230	V
4	* 2.38963	33.91	RMS	32.1	-21.8	0.37	44.58	54	-9.42	-	-	272	230	V

* - indicates frequency in CFR47 Pt 15 / IC RSS-Restricted Band
Pk - Peak detector
RMS - RMS detection

UL VERIFICATION SERVICES INC.
47173 Benicia Street, Fremont, CA 94538; USA TEL:(510) 319-4000 FAX:(510) 661-0888
This report shall not be reproduced except in full, without the written approval of UL Verification Services Inc.

BANDEDGE (LOW CHANNEL, CH 3)

HORIZONTAL RESULT

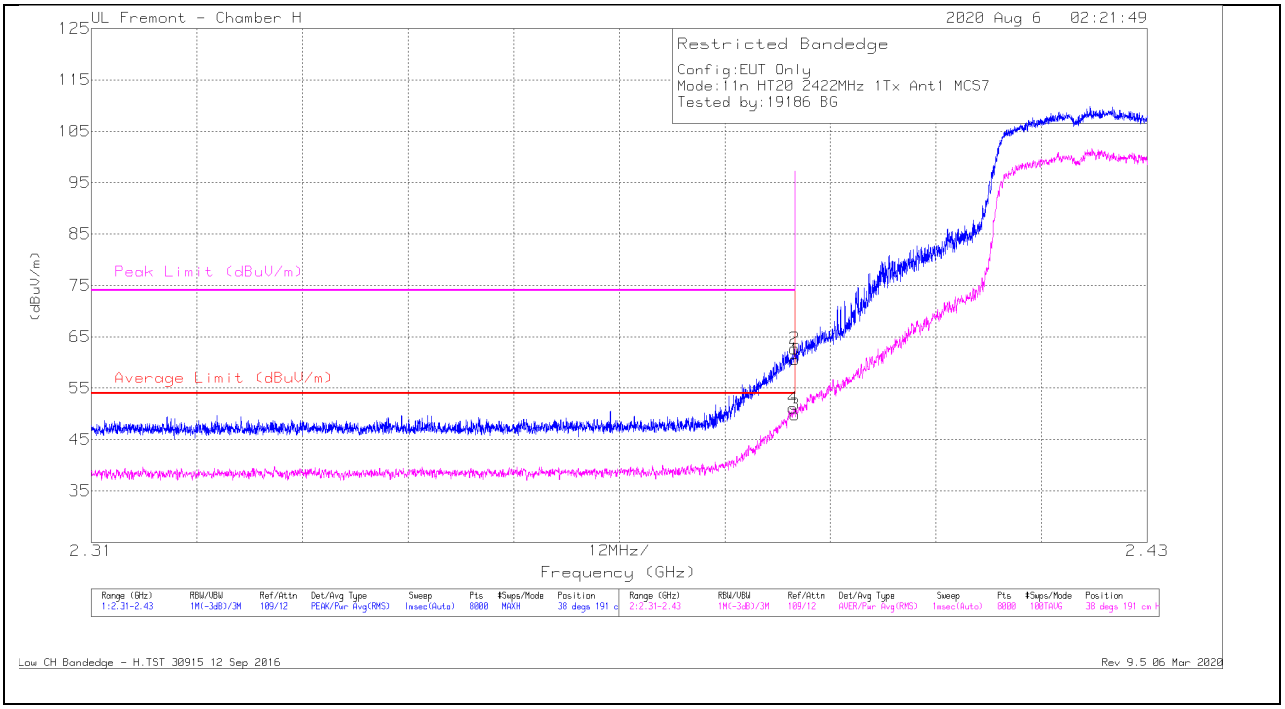

Marker	Frequency (GHz)	Meter Reading (dBuV)	Det	AF T863 (dB/m)	Amp/Cbl/Fltr/Pad (dB)	DC Corr (dB)	Corrected Reading (dBuV/m)	Average Limit (dBuV/m)	Margin (dB)	Peak Limit (dBuV/m)	PK Margin (dB)	Azimuth (Degs)	Height (cm)	Polarity
1	* 2.38999	50.16	Pk	32.1	-21.7	0	60.56	-	-	74	-13.44	38	191	H
2	* 2.38993	52.4	Pk	32.1	-21.8	0	62.7	-	-	74	-11.3	38	191	H
3	* 2.38999	39.1	RMS	32.1	-21.7	0.37	49.87	54	-4.13	-	-	38	191	H
4	* 2.38975	40.44	RMS	32.1	-21.8	0.37	51.11	54	-2.89	-	-	38	191	H

* - indicates frequency in CFR47 Pt 15 / IC RSS-Restricted Band
Pk - Peak detector
RMS - RMS detection

UL VERIFICATION SERVICES INC.
47173 Benicia Street, Fremont, CA 94538; USA TEL:(510) 319-4000 FAX:(510) 661-0888
This report shall not be reproduced except in full, without the written approval of UL Verification Services Inc.

VERTICAL RESULT

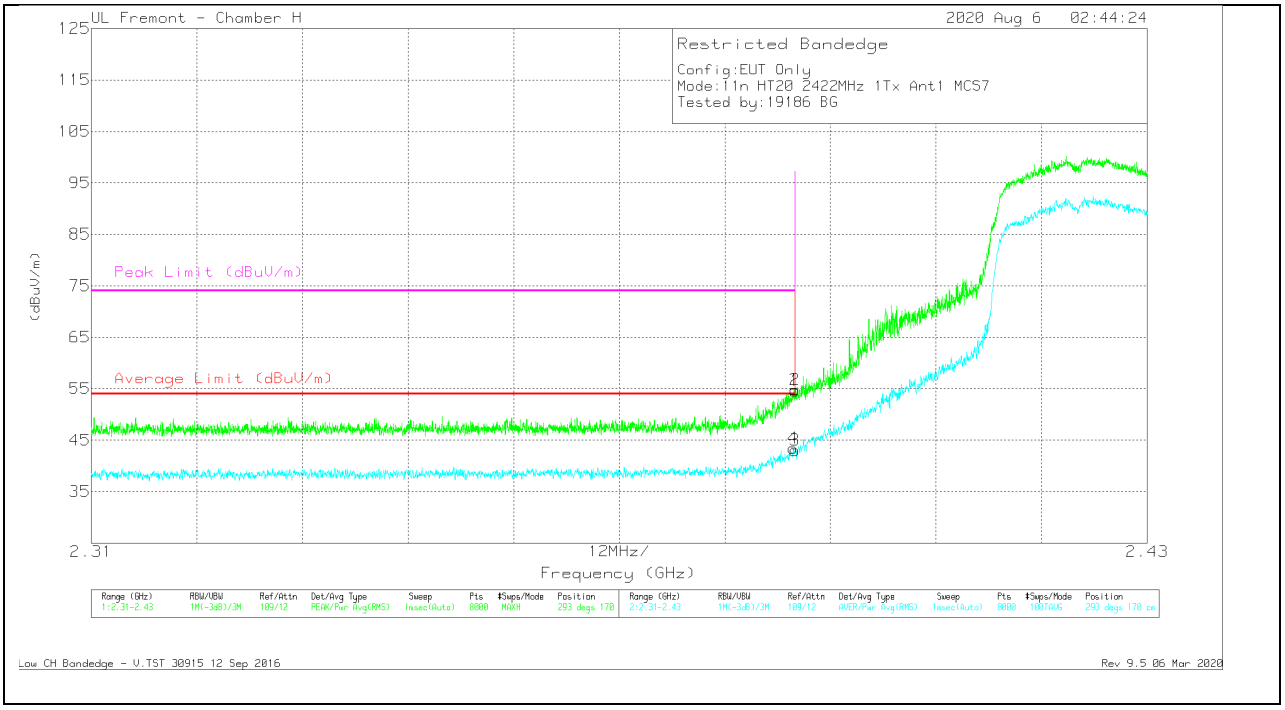

Marker	Frequency (GHz)	Meter Reading (dBuV)	Det	AF T863 (dB/m)	Amp/Cbl/Fltr/Pad (dB)	DC Corr (dB)	Corrected Reading (dBuV/m)	Average Limit (dBuV/m)	Margin (dB)	Peak Limit (dBuV/m)	PK Margin (dB)	Azimuth (Degs)	Height (cm)	Polarity
1	* 2.38999	44.25	Pk	32.1	-21.7	0	54.65	-	-	74	-19.35	293	170	V
2	* 2.38998	44.41	Pk	32.1	-21.7	0	54.81	-	-	74	-19.19	293	170	V
3	* 2.38999	32.24	RMS	32.1	-21.7	0.37	43.01	54	-10.99	-	-	293	170	V
4	* 2.38977	32.73	RMS	32.1	-21.8	0.37	43.4	54	-10.6	-	-	293	170	V

* - indicates frequency in CFR47 Pt 15 / IC RSS-Restricted Band
Pk - Peak detector
RMS - RMS detection

UL VERIFICATION SERVICES INC.
47173 Benicia Street, Fremont, CA 94538; USA TEL:(510) 319-4000 FAX:(510) 661-0888
This report shall not be reproduced except in full, without the written approval of UL Verification Services Inc.

BANDEDGE (HIGH CHANNEL, CH 9)

HORIZONTAL RESULT

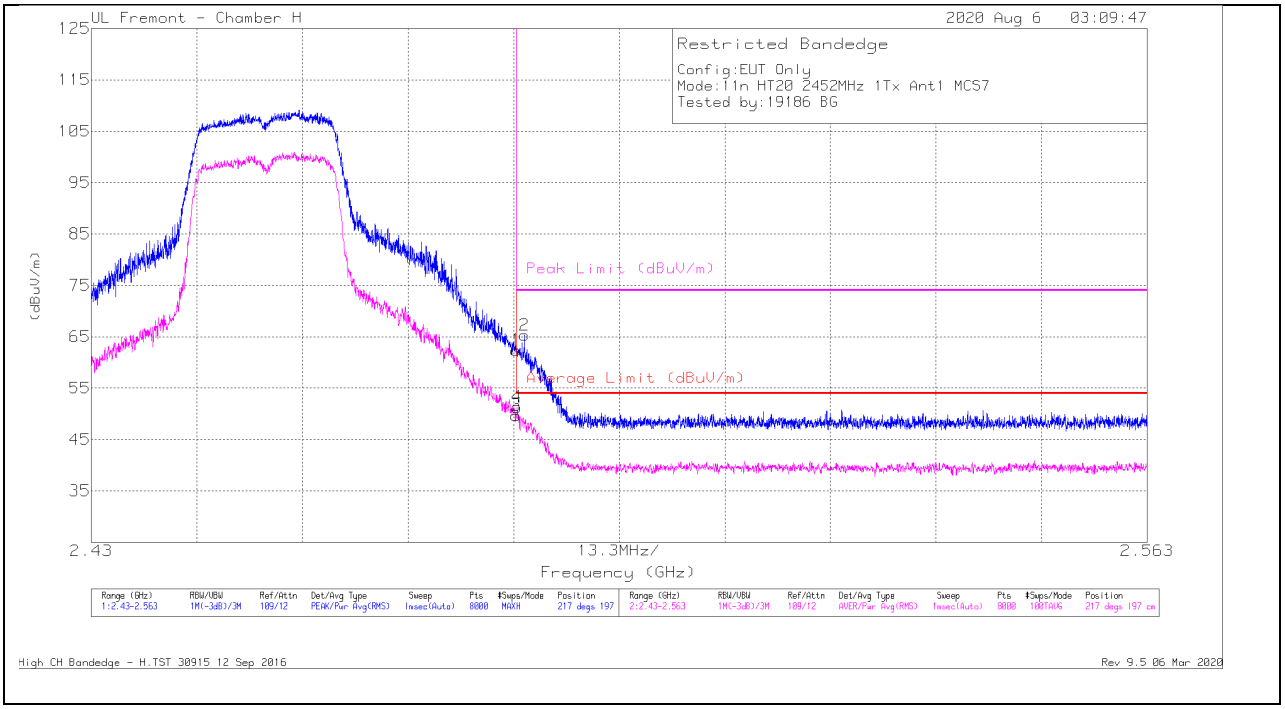

Marker	Frequency (GHz)	Meter Reading (dBuV)	Det	AF T863 (dB/m)	Amp/Cbl/Fltr/Pad (dB)	DC Corr (dB)	Corrected Reading (dBuV/m)	Average Limit (dBuV/m)	Margin (dB)	Peak Limit (dBuV/m)	PK Margin (dB)	Azimuth (Degs)	Height (cm)	Polarity
1	* 2.48351	51.7	Pk	32.5	-21.8	0	62.4	-	-	74	-11.6	217	197	H
2	* 2.48457	54.5	Pk	32.5	-21.7	0	65.3	-	-	74	-8.7	217	197	H
3	* 2.48351	38.62	RMS	32.5	-21.8	0.37	49.69	54	-4.31	-	-	217	197	H
4	* 2.48362	40.25	RMS	32.5	-21.8	0.37	51.32	54	-2.68	-	-	217	197	H

* - indicates frequency in CFR47 Pt 15 / IC RSS-Restricted Band
Pk - Peak detector
RMS - RMS detection

UL VERIFICATION SERVICES INC.
47173 Benicia Street, Fremont, CA 94538; USA TEL:(510) 319-4000 FAX:(510) 661-0888
This report shall not be reproduced except in full, without the written approval of UL Verification Services Inc.

VERTICAL RESULT

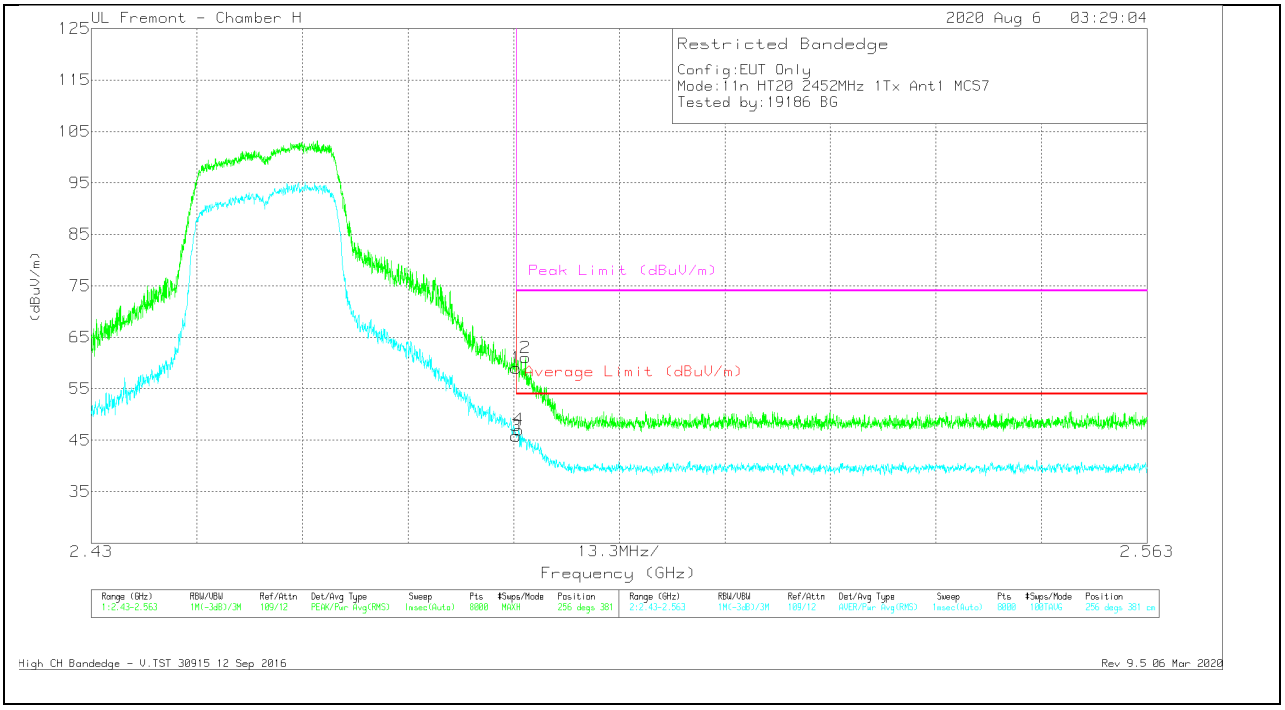

Marker	Frequency (GHz)	Meter Reading (dBuV)	Det	AF T863 (dB/m)	Amp/Cbl/Fltr/Pad (dB)	DC Corr (dB)	Corrected Reading (dBuV/m)	Average Limit (dBuV/m)	Margin (dB)	Peak Limit (dBuV/m)	PK Margin (dB)	Azimuth (Degs)	Height (cm)	Polarity
1	* 2.48351	48.33	Pk	32.5	-21.8	0	59.03	-	-	74	-14.97	256	381	V
2	* 2.48469	50.22	Pk	32.5	-21.7	0	61.02	-	-	74	-12.98	256	381	V
3	* 2.48351	34.76	RMS	32.5	-21.8	0.37	45.83	54	-8.17	-	-	256	381	V
4	* 2.48387	35.95	RMS	32.5	-21.8	0.37	47.02	54	-6.98	-	-	256	381	V

* - indicates frequency in CFR47 Pt 15 / IC RSS-Restricted Band
Pk - Peak detector
RMS - RMS detection

UL VERIFICATION SERVICES INC.
47173 Benicia Street, Fremont, CA 94538; USA TEL:(510) 319-4000 FAX:(510) 661-0888
This report shall not be reproduced except in full, without the written approval of UL Verification Services Inc.

BANDEDGE (HIGH CHANNEL, CH 10)

HORIZONTAL RESULT

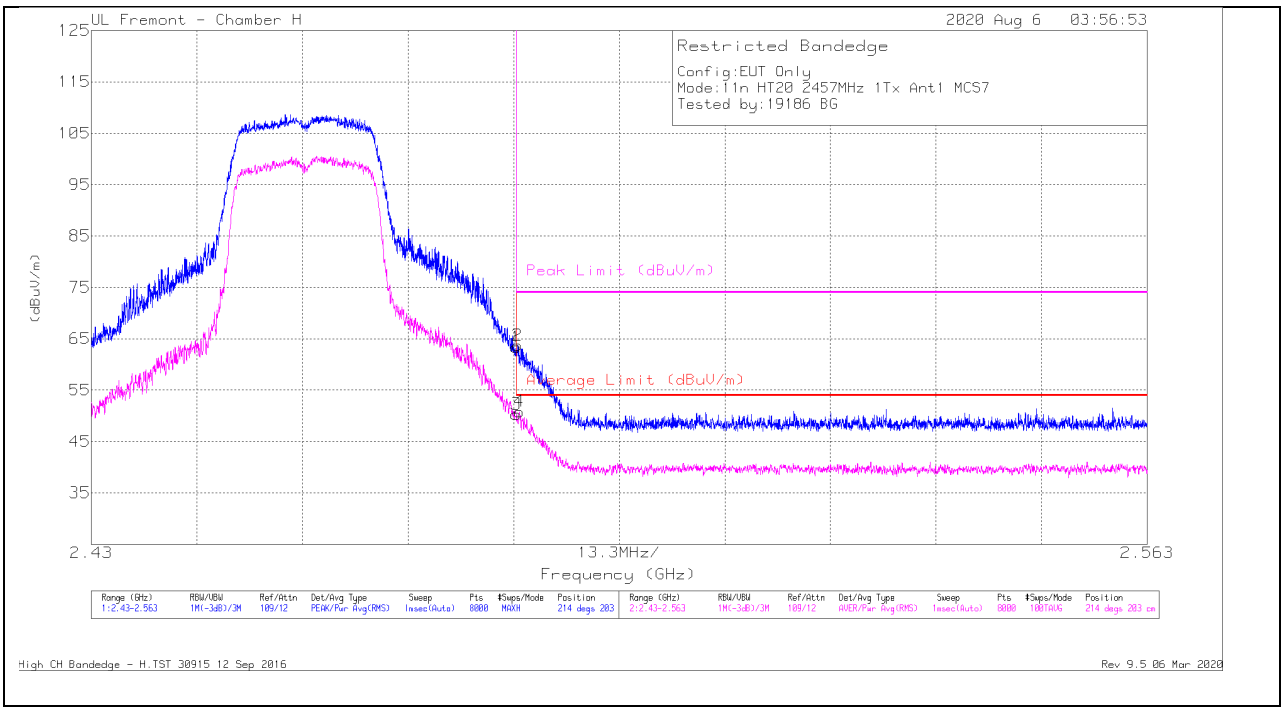

Marker	Frequency (GHz)	Meter Reading (dBuV)	Det	AF T863 (dB/m)	Amp/Cbl/Fltr/Pad (dB)	DC Corr (dB)	Corrected Reading (dBuV/m)	Average Limit (dBuV/m)	Margin (dB)	Peak Limit (dBuV/m)	PK Margin (dB)	Azimuth (Degs)	Height (cm)	Polarity
1	* 2.48351	52.66	Pk	32.5	-21.8	0	63.36	-	-	74	-10.64	214	203	H
2	* 2.48371	53.02	Pk	32.5	-21.8	0	63.72	-	-	74	-10.28	214	203	H
3	* 2.48351	39.24	RMS	32.5	-21.8	0.37	50.31	54	-3.69	-	-	214	203	H
4	* 2.4839	39.75	RMS	32.5	-21.8	0.37	50.82	54	-3.18	-	-	214	203	H

* - indicates frequency in CFR47 Pt 15 / IC RSS-Restricted Band
Pk - Peak detector
RMS - RMS detection

UL VERIFICATION SERVICES INC.
47173 Benicia Street, Fremont, CA 94538; USA TEL:(510) 319-4000 FAX:(510) 661-0888
This report shall not be reproduced except in full, without the written approval of UL Verification Services Inc.

VERTICAL RESULT

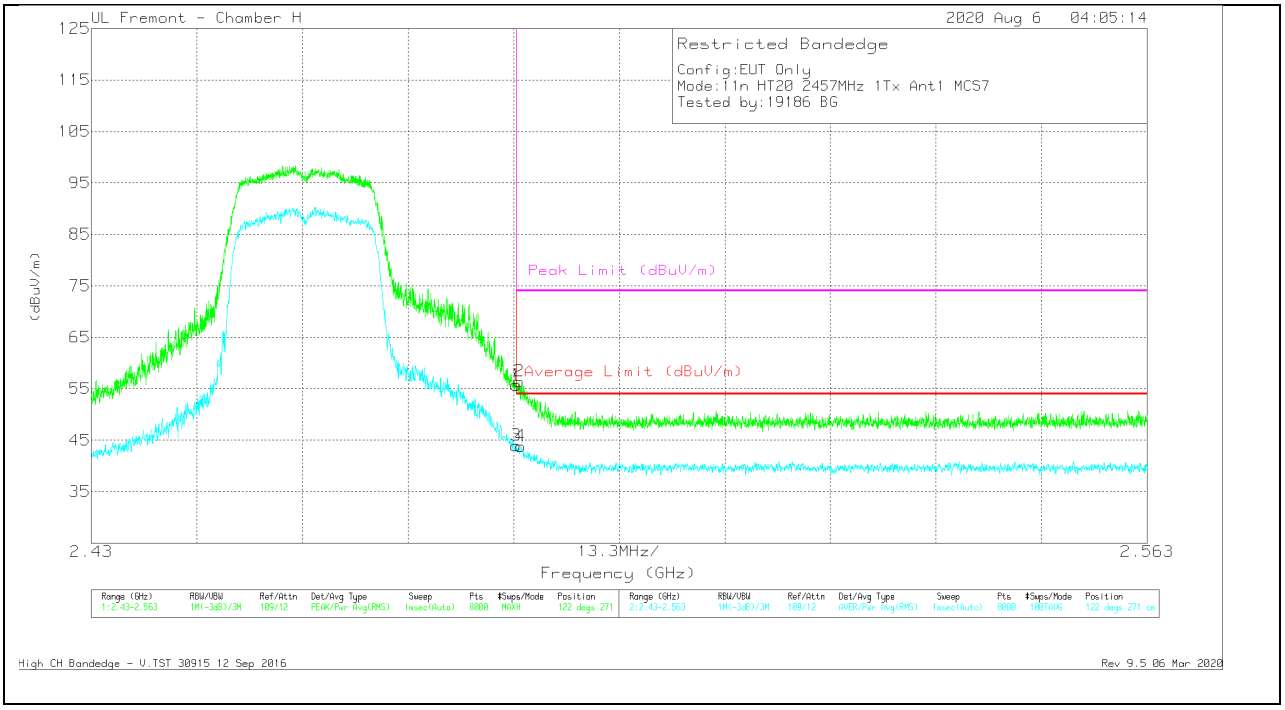

Marker	Frequency (GHz)	Meter Reading (dBuV)	Det	AF T863 (dB/m)	Amp/Cbl/Fltr/Pad (dB)	DC Corr (dB)	Corrected Reading (dBuV/m)	Average Limit (dBuV/m)	Margin (dB)	Peak Limit (dBuV/m)	PK Margin (dB)	Azimuth (Degs)	Height (cm)	Polarity
1	* 2.48351	45.04	Pk	32.5	-21.8	0	55.74	-	-	74	-18.26	122	271	V
2	* 2.48389	45.75	Pk	32.5	-21.8	0	56.45	-	-	74	-17.55	122	271	V
3	* 2.48351	32.91	RMS	32.5	-21.8	0.37	43.98	54	-10.02	-	-	122	271	V
4	* 2.4841	32.74	RMS	32.5	-21.8	0.37	43.81	54	-10.19	-	-	122	271	V

* - indicates frequency in CFR47 Pt 15 / IC RSS-Restricted Band
Pk - Peak detector
RMS - RMS detection

UL VERIFICATION SERVICES INC.
47173 Benicia Street, Fremont, CA 94538; USA TEL:(510) 319-4000 FAX:(510) 661-0888
This report shall not be reproduced except in full, without the written approval of UL Verification Services Inc.

BANDEDGE (HIGH CHANNEL, CH 11)

HORIZONTAL RESULT

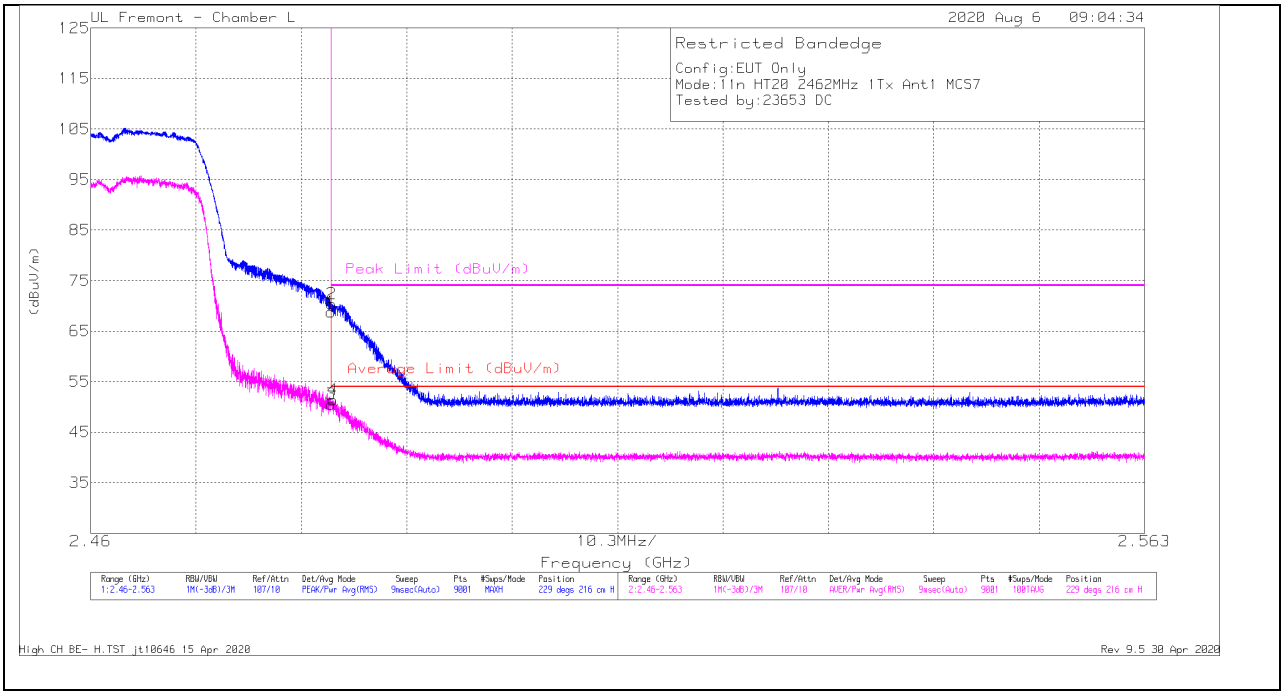

Marker	Frequency (GHz)	Meter Reading (dBuV)	Det	AF 344 (dB/m)	Amp/Cbl/Fltr/Pad (dB)	DC Corr (dB)	Corrected Reading (dBuV/m)	Average Limit (dBuV/m)	Margin (dB)	Peak Limit (dBuV/m)	PK Margin (dB)	Azimuth (Degs)	Height (cm)	Polarity
1	* 2.48351	57.42	Pk	32.3	-20.9	0	68.82	-	-	74	-5.18	229	216	H
2	* 2.48356	59.06	Pk	32.3	-20.9	0	70.46	-	-	74	-3.54	229	216	H
3	* 2.48351	38.72	RMS	32.3	-20.9	0.37	50.49	54	-3.51	-	-	229	216	H
4	* 2.4837	39.67	RMS	32.3	-20.9	0.37	51.44	54	-2.56	-	-	229	216	H

* - indicates frequency in CFR47 Pt 15 / IC RSS-Restricted Band
Pk - Peak detector
RMS - RMS detection

UL VERIFICATION SERVICES INC.
47173 Benicia Street, Fremont, CA 94538; USA TEL:(510) 319-4000 FAX:(510) 661-0888
This report shall not be reproduced except in full, without the written approval of UL Verification Services Inc.

VERTICAL RESULT

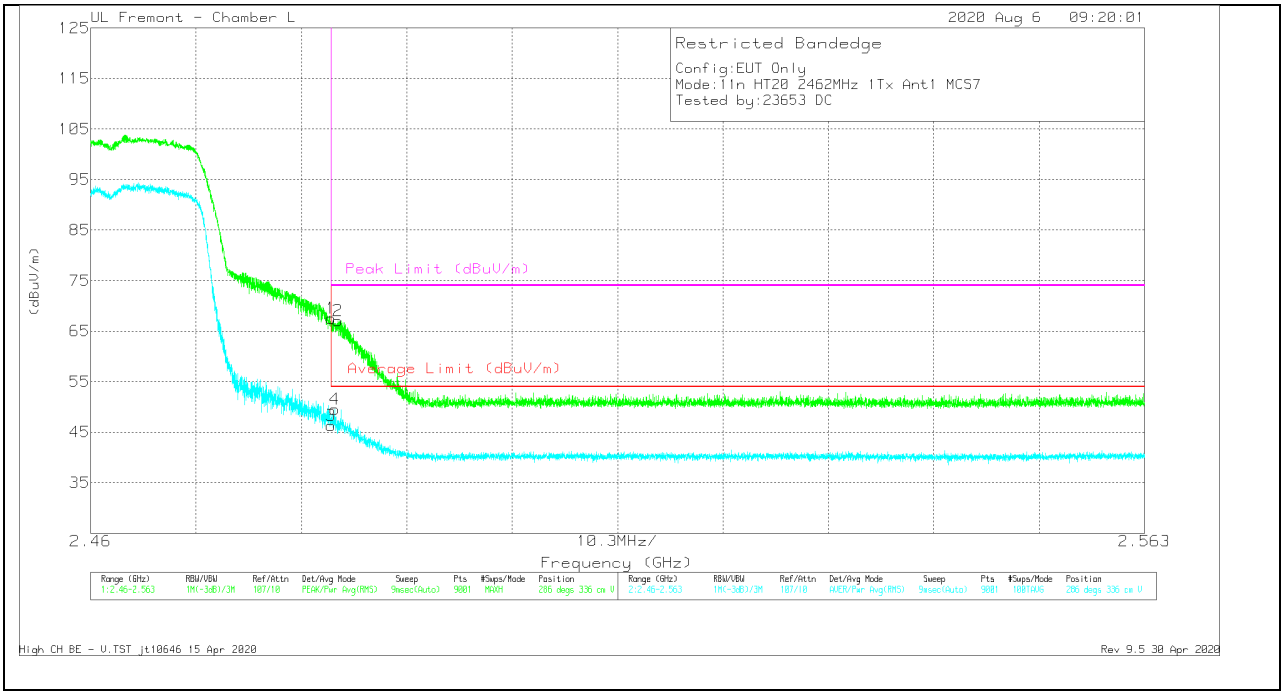

Marker	Frequency (GHz)	Meter Reading (dBuV)	Det	AF 344 (dB/m)	Amp/Cbl/Fltr/Pad (dB)	DC Corr (dB)	Corrected Reading (dBuV/m)	Average Limit (dBuV/m)	Margin (dB)	Peak Limit (dBuV/m)	PK Margin (dB)	Azimuth (Degs)	Height (cm)	Polarity
1	* 2.48351	56.1	Pk	32.3	-20.9	0	67.5	-	-	74	-6.5	286	336	V
2	* 2.48417	55.68	Pk	32.3	-20.9	0	67.08	-	-	74	-6.92	286	336	V
3	* 2.48351	34.49	RMS	32.3	-20.9	0.37	46.26	54	-7.74	-	-	286	336	V
4	* 2.48387	37.81	RMS	32.3	-20.9	0.37	49.58	54	-4.42	-	-	286	336	V

* - indicates frequency in CFR47 Pt 15 / IC RSS-Restricted Band
Pk - Peak detector
RMS - RMS detection

UL VERIFICATION SERVICES INC.
47173 Benicia Street, Fremont, CA 94538; USA TEL:(510) 319-4000 FAX:(510) 661-0888
This report shall not be reproduced except in full, without the written approval of UL Verification Services Inc.

BANDEDGE (HIGH CHANNEL, CH 12)

HORIZONTAL RESULT

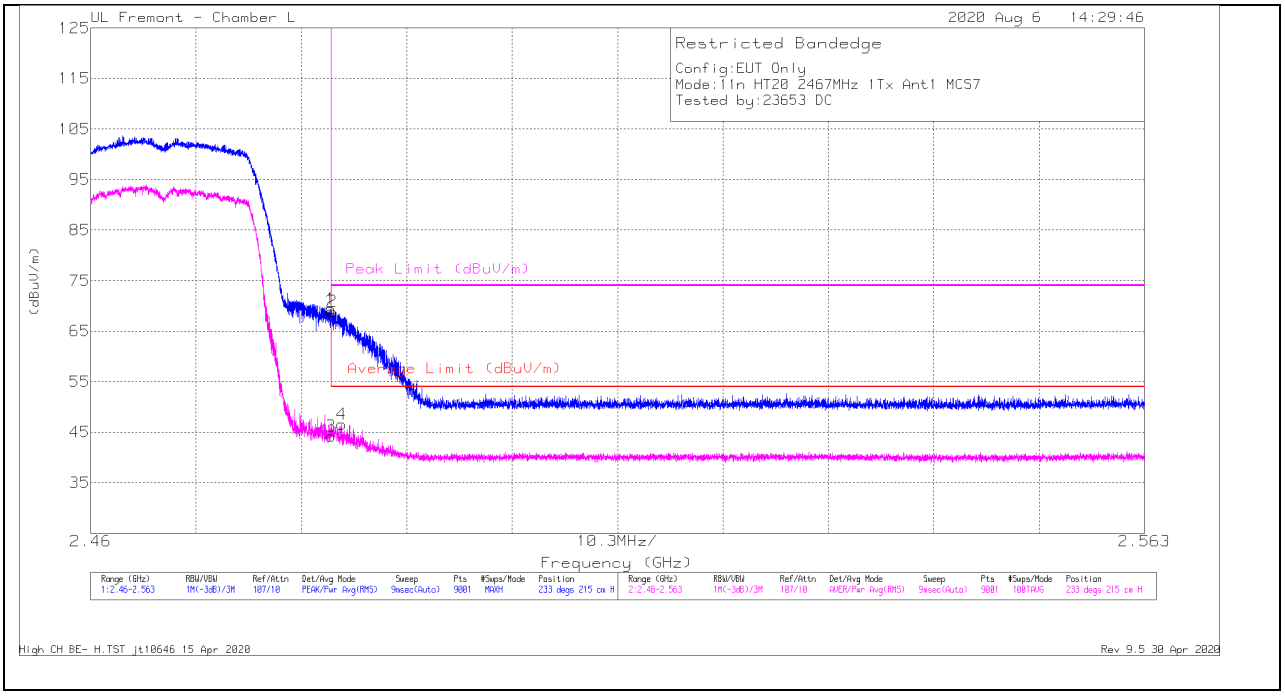

Marker	Frequency (GHz)	Meter Reading (dBuV)	Det	AF 344 (dB/m)	Amp/Cbl/Fltr/Pad (dB)	DC Corr (dB)	Corrected Reading (dBuV/m)	Average Limit (dBuV/m)	Margin (dB)	Peak Limit (dBuV/m)	PK Margin (dB)	Azimuth (Degs)	Height (cm)	Polarity
1	* 2.48351	57.98	Pk	32.3	-20.9	0	69.38	-	-	74	-4.62	233	215	H
2	* 2.48359	57.52	Pk	32.3	-20.9	0	68.92	-	-	74	-5.08	233	215	H
3	* 2.48351	32.39	RMS	32.3	-20.9	.37	44.16	54	-9.84	-	-	233	215	H
4	* 2.48451	34.74	RMS	32.3	-20.9	.37	46.51	54	-7.49	-	-	233	215	H

* - indicates frequency in CFR47 Pt 15 / IC RSS-Restricted Band
Pk - Peak detector
RMS - RMS detection

UL VERIFICATION SERVICES INC.
47173 Benicia Street, Fremont, CA 94538; USA TEL:(510) 319-4000 FAX:(510) 661-0888
This report shall not be reproduced except in full, without the written approval of UL Verification Services Inc.

VERTICAL RESULT

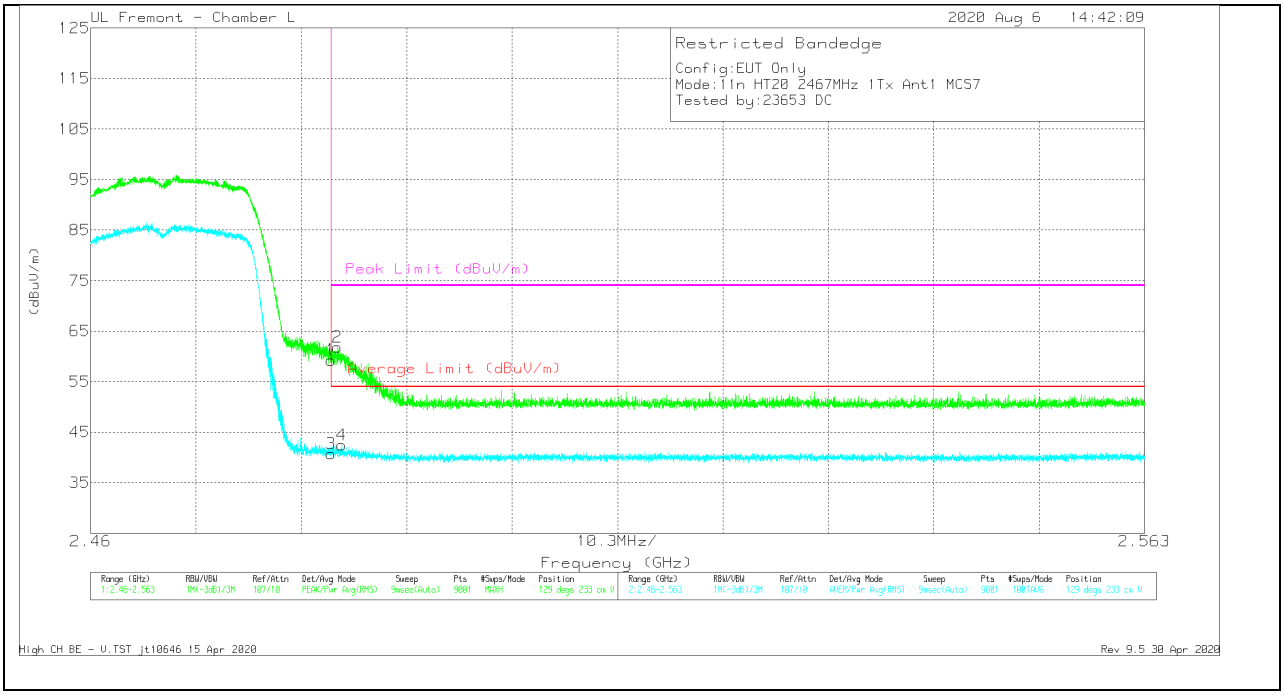

Marker	Frequency (GHz)	Meter Reading (dBuV)	Det	AF 344 (dB/m)	Amp/Cbl/Fltr/Pad (dB)	DC Corr (dB)	Corrected Reading (dBuV/m)	Average Limit (dBuV/m)	Margin (dB)	Peak Limit (dBuV/m)	PK Margin (dB)	Azimuth (Degs)	Height (cm)	Polarity
1	* 2.48351	47.89	Pk	32.3	-20.9	0	59.29	-	-	74	-14.71	129	233	V
2	* 2.48411	50.39	Pk	32.3	-20.9	0	61.79	-	-	74	-12.21	129	233	V
3	* 2.48351	29	RMS	32.3	-20.9	.37	40.77	54	-13.23	-	-	129	233	V
4	* 2.48455	30.65	RMS	32.3	-20.9	.37	42.42	54	-11.58	-	-	129	233	V

* - indicates frequency in CFR47 Pt 15 / IC RSS-Restricted Band
Pk - Peak detector
RMS - RMS detection

UL VERIFICATION SERVICES INC.
47173 Benicia Street, Fremont, CA 94538; USA TEL:(510) 319-4000 FAX:(510) 661-0888
This report shall not be reproduced except in full, without the written approval of UL Verification Services Inc.

BANDEDGE (HIGH CHANNEL, CH 13)

HORIZONTAL RESULT

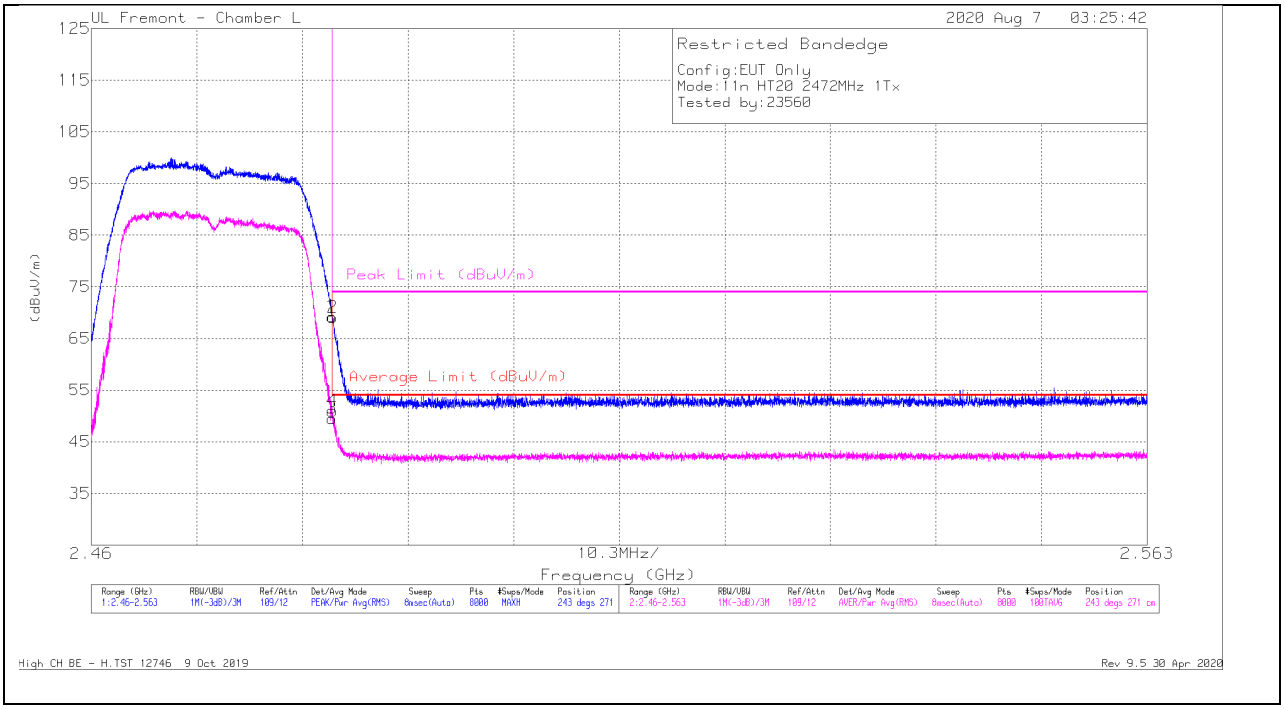

Marker	Frequency (GHz)	Meter Reading (dBuV)	Det	AF 344 (dB/m)	Amp/Cbl/Fltr/Pad (dB)	DC Corr (dB)	Corrected Reading (dBuV/m)	Average Limit (dBuV/m)	Margin (dB)	Peak Limit (dBuV/m)	PK Margin (dB)	Azimuth (Degs)	Height (cm)	Polarity
1	* 2.4835	49.83	Pk	32.3	-12.9	0	69.23	-	-	74	-4.77	243	271	H
2	* 2.48354	49.7	Pk	32.3	-12.9	0	69.1	-	-	74	-4.9	243	271	H
3	* 2.4835	29.75	RMS	32.3	-12.9	.37	49.52	54	-4.48	-	-	243	271	H
4	* 2.48351	31.23	RMS	32.3	-12.9	.37	51	54	-3	-	-	243	271	H

* - indicates frequency in CFR47 Pt 15 / IC RSS-Restricted Band
Pk - Peak detector
RMS - RMS detection

UL VERIFICATION SERVICES INC.
47173 Benicia Street, Fremont, CA 94538; USA TEL:(510) 319-4000 FAX:(510) 661-0888
This report shall not be reproduced except in full, without the written approval of UL Verification Services Inc.

VERTICAL RESULT

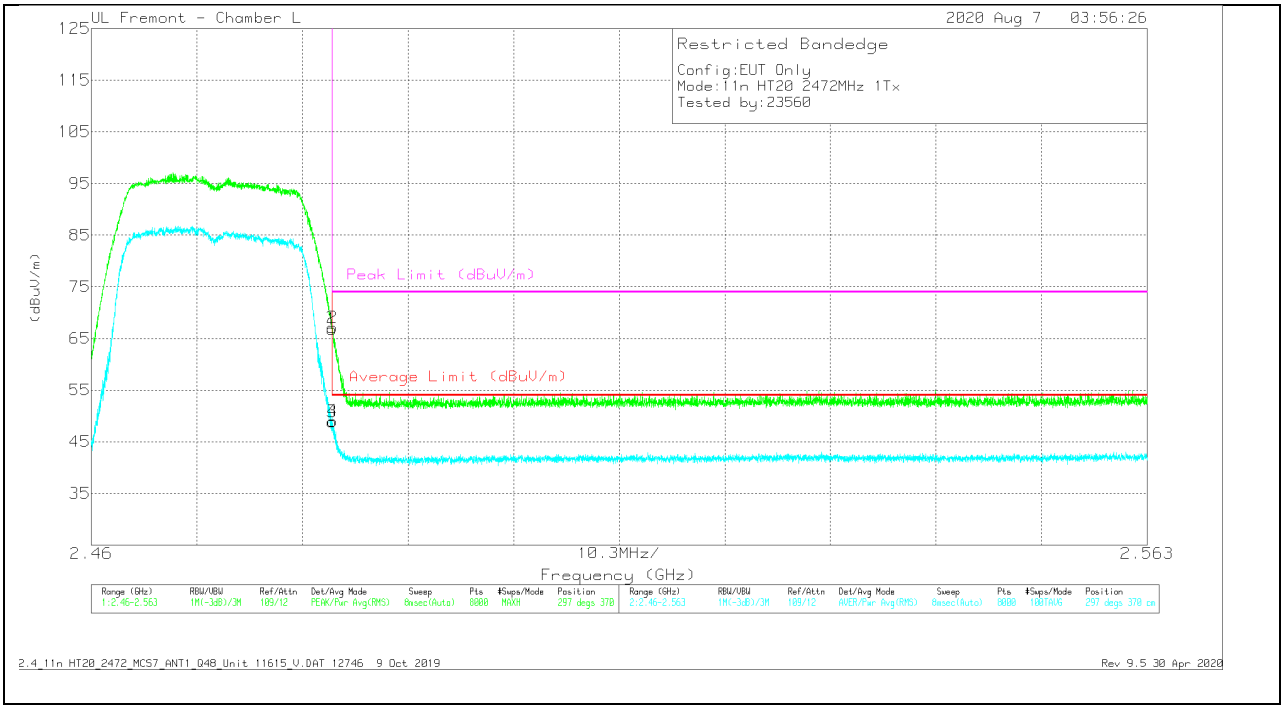

Marker	Frequency (GHz)	Meter Reading (dBuV)	Det	AF 344 (dB/m)	Amp/Cbl/Fltr/Pad (dB)	DC Corr (dB)	Corrected Reading (dBuV/m)	Average Limit (dBuV/m)	Margin (dB)	Peak Limit (dBuV/m)	PK Margin (dB)	Azimuth (Degs)	Height (cm)	Polarity
1	* 2.4835	47.39	Pk	32.3	-12.9	0	66.79	-	-	74	-7.21	297	370	V
2	* 2.48351	47.71	Pk	32.3	-12.9	0	67.11	-	-	74	-6.89	297	370	V
3	* 2.4835	29.12	RMS	32.3	-12.9	.37	48.89	54	-5.11	-	-	297	370	V
4	* 2.48353	29.23	RMS	32.3	-12.9	.37	49	54	-5	-	-	297	370	V

* - indicates frequency in CFR47 Pt 15 / IC RSS-Restricted Band
Pk - Peak detector
RMS - RMS detection

UL VERIFICATION SERVICES INC.
47173 Benicia Street, Fremont, CA 94538; USA TEL:(510) 319-4000 FAX:(510) 661-0888
This report shall not be reproduced except in full, without the written approval of UL Verification Services Inc.

2TX ANT 4 + ANT 3 CDD

BANDEDGE (LOW CHANNEL, CH 1)

HORIZONTAL RESULT

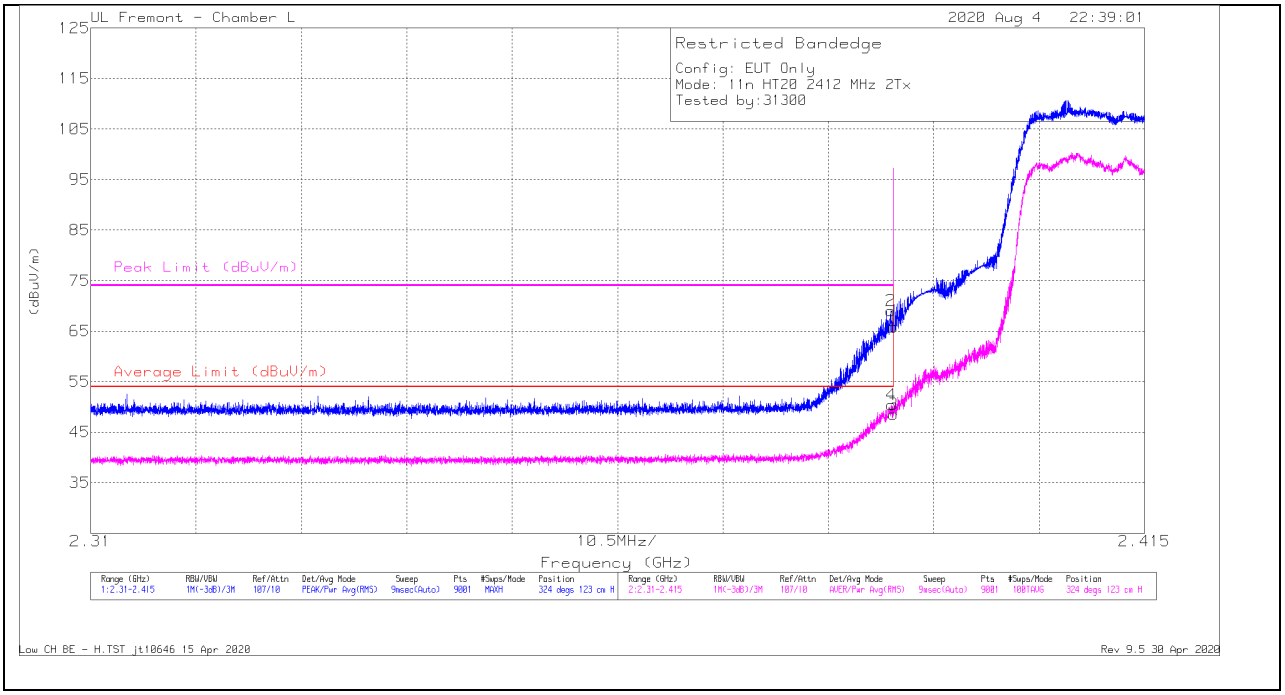

Marker	Frequency (GHz)	Meter Reading (dBuV)	Det	AF 344 (dB/m)	Amp/Cbl/Fltr/Pad (dB)	DC Corr (dB)	Corrected Reading (dBuV/m)	Average Limit (dBuV/m)	Margin (dB)	Peak Limit (dBuV/m)	PK Margin (dB)	Azimuth (Degs)	Height (cm)	Polarity
1	* 2.38999	55.02	Pk	31.9	-21.1	0	65.82	-	-	74	-8.18	324	123	H
2	* 2.38973	58.27	Pk	31.9	-21.1	0	69.07	-	-	74	-4.93	324	123	H
3	* 2.38999	37.13	RMS	31.9	-21.1	0.37	48.3	54	-5.7	-	-	324	123	H
4	* 2.38977	39.01	RMS	31.9	-21.1	0.37	50.18	54	-3.82	-	-	324	123	H

* - indicates frequency in CFR47 Pt 15 / IC RSS-Restricted Band
Pk - Peak detector
RMS - RMS detection

UL VERIFICATION SERVICES INC.
47173 Benicia Street, Fremont, CA 94538; USA TEL:(510) 319-4000 FAX:(510) 661-0888
This report shall not be reproduced except in full, without the written approval of UL Verification Services Inc.

VERTICAL RESULT

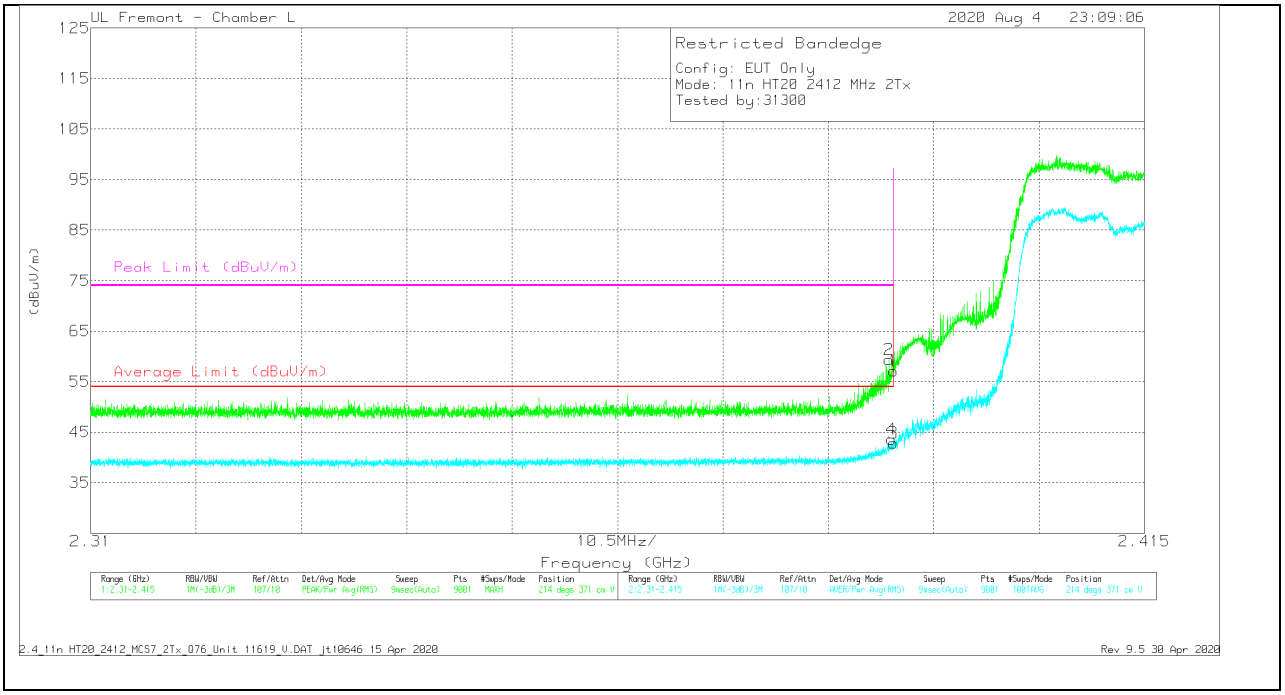

Marker	Frequency (GHz)	Meter Reading (dBuV)	Det	AF 344 (dB/m)	Amp/Cbl/Fltr/Pad (dB)	DC Corr (dB)	Corrected Reading (dBuV/m)	Average Limit (dBuV/m)	Margin (dB)	Peak Limit (dBuV/m)	PK Margin (dB)	Azimuth (Degs)	Height (cm)	Polarity
1	* 2.38999	46.28	Pk	31.9	-21.1	0	57.08	-	-	74	-16.92	214	371	V
2	* 2.38956	48.54	Pk	31.9	-21.1	0	59.34	-	-	74	-14.66	214	371	V
3	* 2.38999	31.46	RMS	31.9	-21.1	0.37	42.63	54	-11.37	-	-	214	371	V
4	* 2.3898	32.19	RMS	31.9	-21.1	0.37	43.36	54	-10.64	-	-	214	371	V

* - indicates frequency in CFR47 Pt 15 / IC RSS-Restricted Band
Pk - Peak detector
RMS - RMS detection

UL VERIFICATION SERVICES INC.
47173 Benicia Street, Fremont, CA 94538; USA TEL:(510) 319-4000 FAX:(510) 661-0888
This report shall not be reproduced except in full, without the written approval of UL Verification Services Inc.

BANDEDGE (LOW CHANNEL, CH 2)

HORIZONTAL RESULT

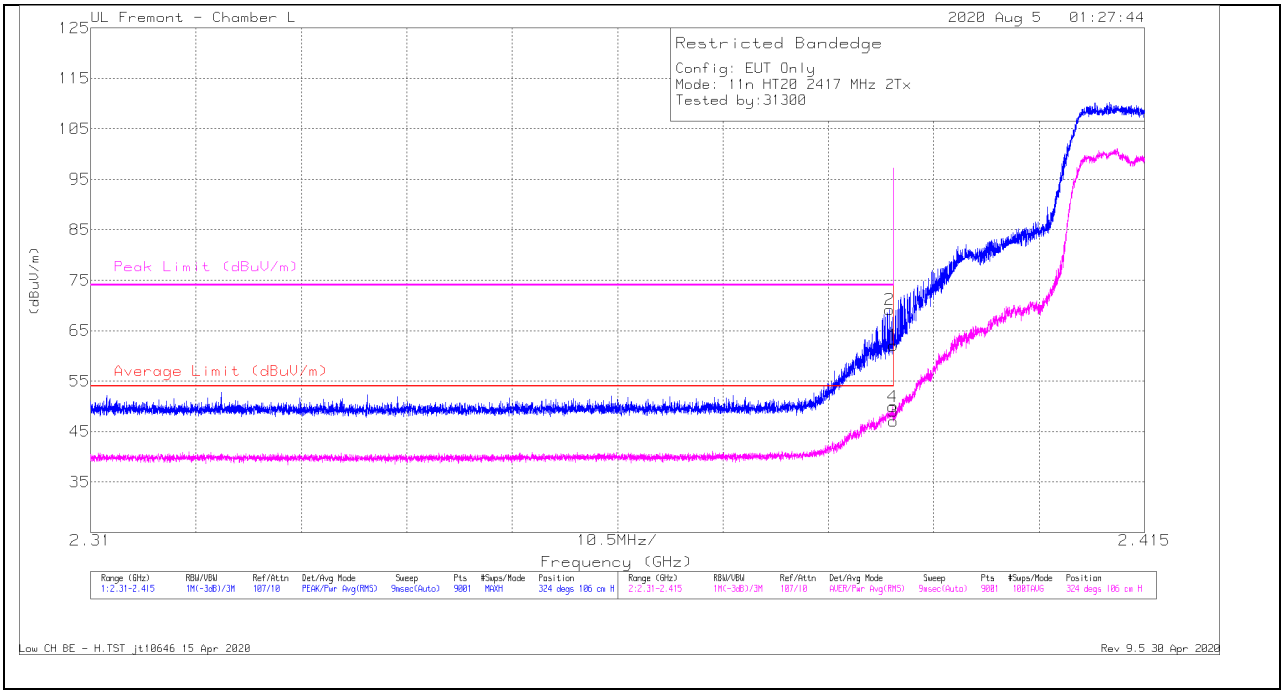

Marker	Frequency (GHz)	Meter Reading (dBuV)	Det	AF 344 (dB/m)	Amp/Cbl/Fltr/Pad (dB)	DC Corr (dB)	Corrected Reading (dBuV/m)	Average Limit (dBuV/m)	Margin (dB)	Peak Limit (dBuV/m)	PK Margin (dB)	Azimuth (Degs)	Height (cm)	Polarity
1	* 2.38999	51.23	Pk	31.9	-21.1	0	62.03	-	-	74	-11.97	324	106	H
2	* 2.38962	58.36	Pk	31.9	-21.1	0	69.16	-	-	74	-4.84	324	106	H
3	* 2.38999	35.59	RMS	31.9	-21.1	0.37	46.76	54	-7.24	-	-	324	106	H
4	* 2.3899	38.46	RMS	31.9	-21.1	0.37	49.63	54	-4.37	-	-	324	106	H

* - indicates frequency in CFR47 Pt 15 / IC RSS-Restricted Band
Pk - Peak detector
RMS - RMS detection

UL VERIFICATION SERVICES INC.
47173 Benicia Street, Fremont, CA 94538; USA TEL:(510) 319-4000 FAX:(510) 661-0888
This report shall not be reproduced except in full, without the written approval of UL Verification Services Inc.

VERTICAL RESULT

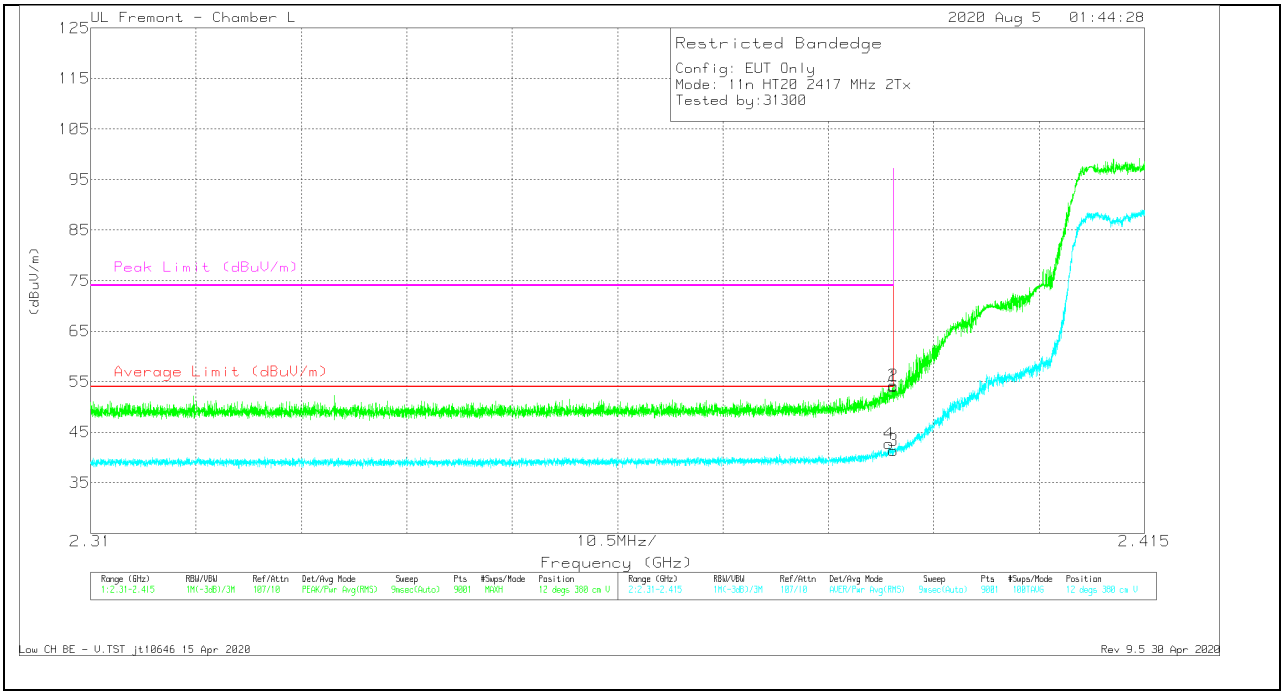

Marker	Frequency (GHz)	Meter Reading (dBuV)	Det	AF 344 (dB/m)	Amp/Cbl/Fltr/Pad (dB)	DC Corr (dB)	Corrected Reading (dBuV/m)	Average Limit (dBuV/m)	Margin (dB)	Peak Limit (dBuV/m)	PK Margin (dB)	Azimuth (Degs)	Height (cm)	Polarity
1	* 2.38999	43.17	Pk	31.9	-21.1	0	53.97	-	-	74	-20.03	12	380	V
2	* 2.38997	43.48	Pk	31.9	-21.1	0	54.28	-	-	74	-19.72	12	380	V
3	* 2.38999	29.99	RMS	31.9	-21.1	0.37	41.16	54	-12.84	-	-	12	380	V
4	* 2.38955	31.27	RMS	31.9	-21.1	0.37	42.44	54	-11.56	-	-	12	380	V

* - indicates frequency in CFR47 Pt 15 / IC RSS-Restricted Band
Pk - Peak detector
RMS - RMS detection

UL VERIFICATION SERVICES INC.
47173 Benicia Street, Fremont, CA 94538; USA TEL:(510) 319-4000 FAX:(510) 661-0888
This report shall not be reproduced except in full, without the written approval of UL Verification Services Inc.

BANDEDGE (HIGH CHANNEL, CH 10)

HORIZONTAL RESULT

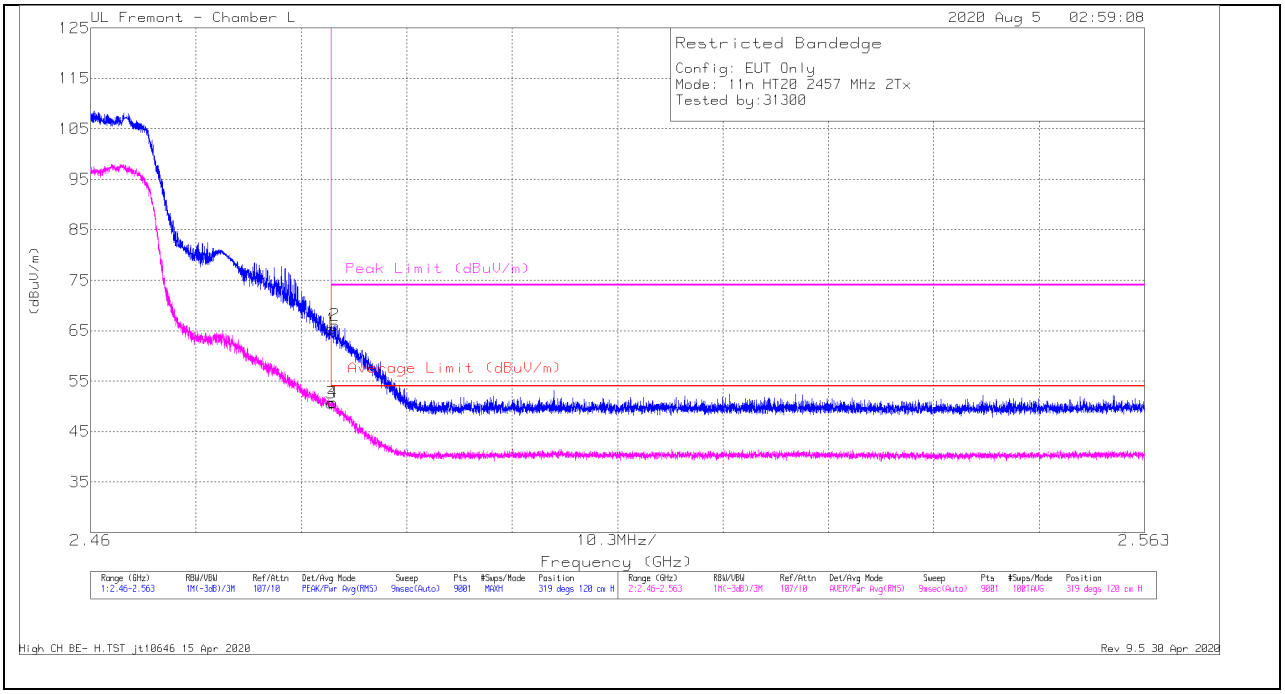

Marker	Frequency (GHz)	Meter Reading (dBuV)	Det	AF 344 (dB/m)	Amp/Cbl/Fltr/Pad (dB)	DC Corr (dB)	Corrected Reading (dBuV/m)	Average Limit (dBuV/m)	Margin (dB)	Peak Limit (dBuV/m)	PK Margin (dB)	Azimuth (Degs)	Height (cm)	Polarity
1	* 2.48351	53.86	Pk	32.3	-20.9	0	65.26	-	-	74	-8.74	319	120	H
2	* 2.48387	54.72	Pk	32.3	-20.9	0	66.12	-	-	74	-7.88	319	120	H
3	* 2.48351	38.6	RMS	32.3	-20.9	0.37	50.37	54	-3.63	-	-	319	120	H
4	* 2.48367	38.81	RMS	32.3	-20.9	0.37	50.58	54	-3.42	-	-	319	120	H

* - indicates frequency in CFR47 Pt 15 / IC RSS-Restricted Band
Pk - Peak detector
RMS - RMS detection

UL VERIFICATION SERVICES INC.
47173 Benicia Street, Fremont, CA 94538; USA TEL:(510) 319-4000 FAX:(510) 661-0888
This report shall not be reproduced except in full, without the written approval of UL Verification Services Inc.

VERTICAL RESULT

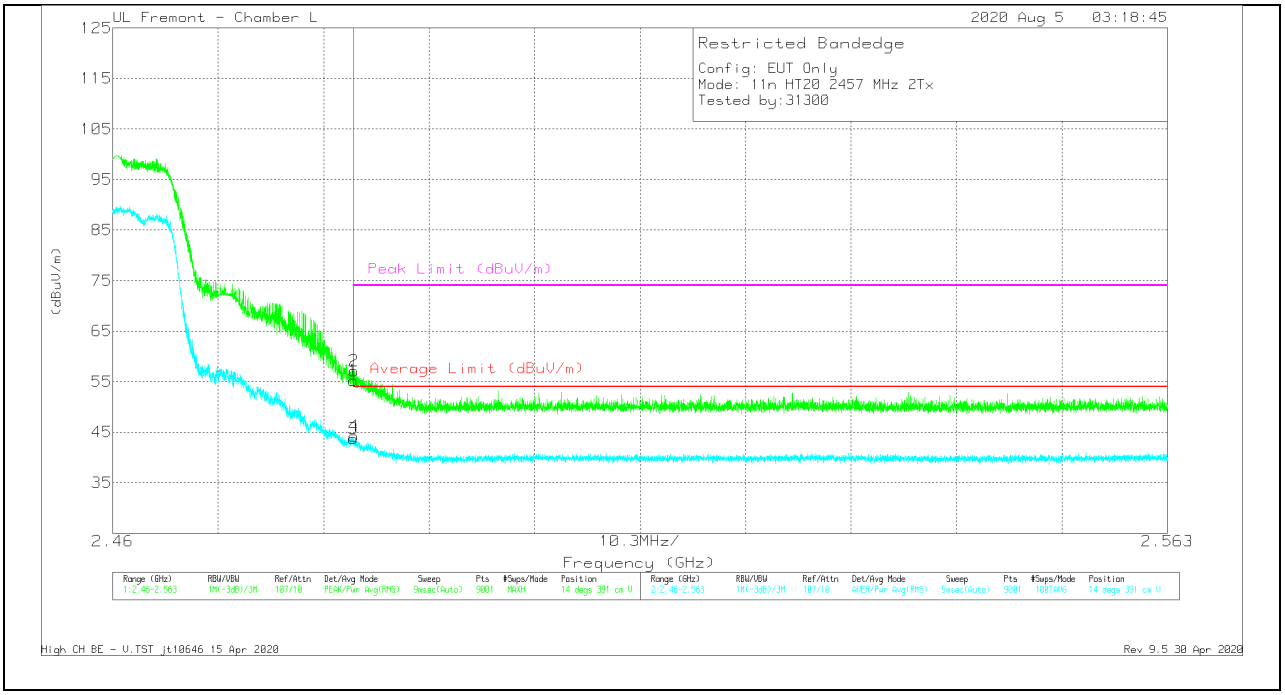

Marker	Frequency (GHz)	Meter Reading (dBuV)	Det	AF 344 (dB/m)	Amp/Cbl/Fltr/Pad (dB)	DC Corr (dB)	Corrected Reading (dBuV/m)	Average Limit (dBuV/m)	Margin (dB)	Peak Limit (dBuV/m)	PK Margin (dB)	Azimuth (Degs)	Height (cm)	Polarity
1	* 2.48351	43.85	Pk	32.3	-20.9	0	55.25	-	-	74	-18.75	14	391	V
2	* 2.48354	45.69	Pk	32.3	-20.9	0	57.09	-	-	74	-16.91	14	391	V
3	* 2.48351	31.69	RMS	32.3	-20.9	0.37	43.46	54	-10.54	-	-	14	391	V
4	* 2.48356	32.22	RMS	32.3	-20.9	0.37	43.99	54	-10.01	-	-	14	391	V

* - indicates frequency in CFR47 Pt 15 / IC RSS-Restricted Band
Pk - Peak detector
RMS - RMS detection

UL VERIFICATION SERVICES INC.
47173 Benicia Street, Fremont, CA 94538; USA TEL:(510) 319-4000 FAX:(510) 661-0888
This report shall not be reproduced except in full, without the written approval of UL Verification Services Inc.

BANDEDGE (HIGH CHANNEL, CH 11)

HORIZONTAL RESULT

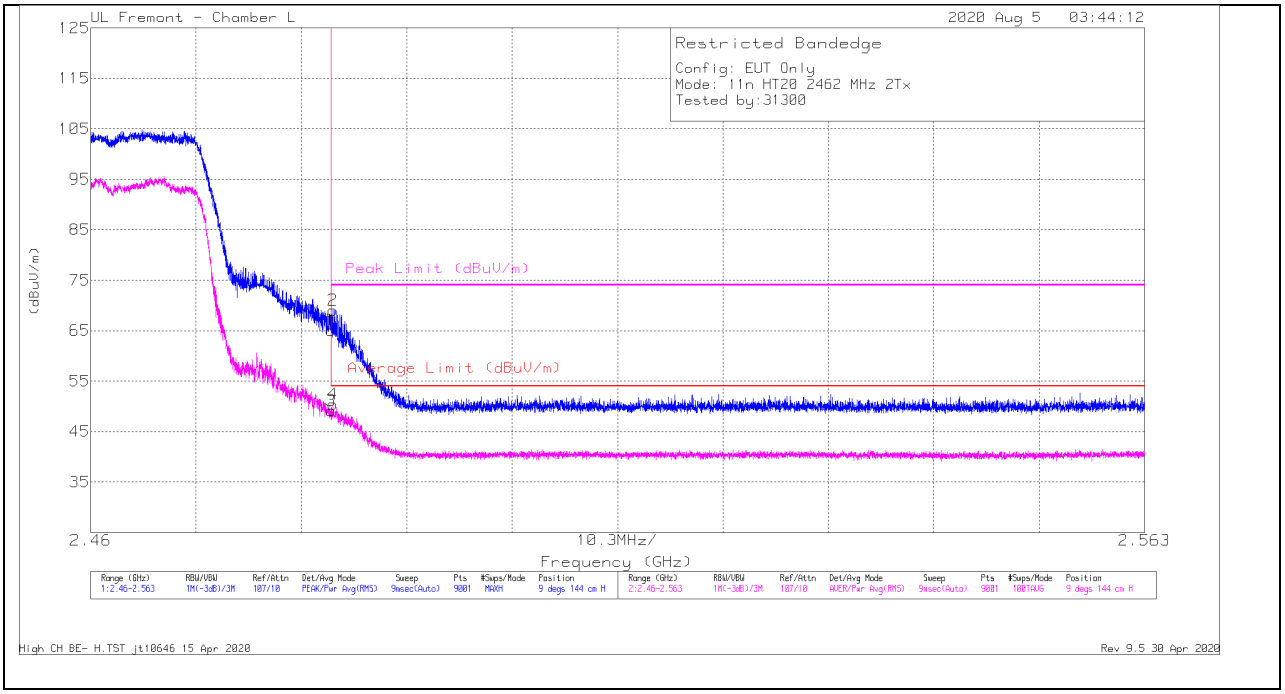

Marker	Frequency (GHz)	Meter Reading (dBuV)	Det	AF 344 (dB/m)	Amp/Cbl/Fltr/Pad (dB)	DC Corr (dB)	Corrected Reading (dBuV/m)	Average Limit (dBuV/m)	Margin (dB)	Peak Limit (dBuV/m)	PK Margin (dB)	Azimuth (Degs)	Height (cm)	Polarity
1	* 2.48351	53.68	Pk	32.3	-20.9	0	65.08	-	-	74	-8.92	9	144	H
2	* 2.48368	57.64	Pk	32.3	-20.9	0	69.04	-	-	74	-4.96	9	144	H
3	* 2.48351	37.13	RMS	32.3	-20.9	0.37	48.9	54	-5.1	-	-	9	144	H
4	* 2.48369	38.34	RMS	32.3	-20.9	0.37	50.11	54	-3.89	-	-	9	144	H

* - indicates frequency in CFR47 Pt 15 / IC RSS-Restricted Band
Pk - Peak detector
RMS - RMS detection

UL VERIFICATION SERVICES INC.
47173 Benicia Street, Fremont, CA 94538; USA TEL:(510) 319-4000 FAX:(510) 661-0888
This report shall not be reproduced except in full, without the written approval of UL Verification Services Inc.

VERTICAL RESULT

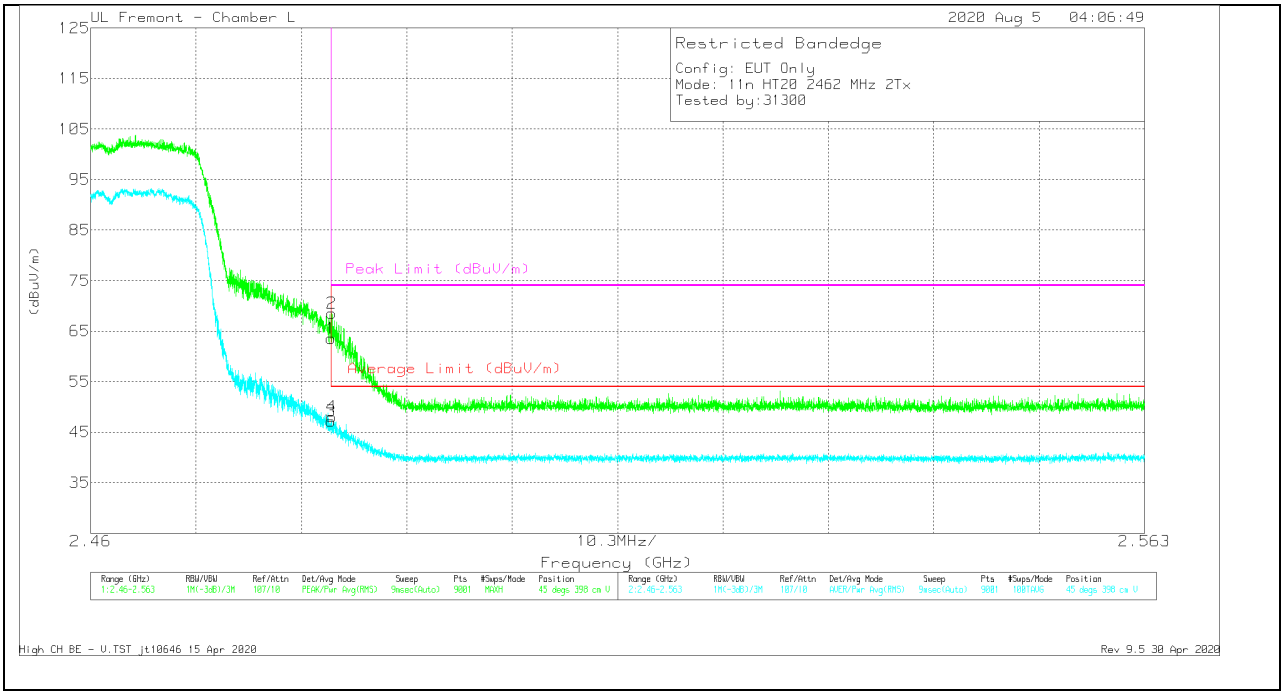

Marker	Frequency (GHz)	Meter Reading (dBuV)	Det	AF 344 (dB/m)	Amp/Cbl/Fltr/Pad (dB)	DC Corr (dB)	Corrected Reading (dBuV/m)	Average Limit (dBuV/m)	Margin (dB)	Peak Limit (dBuV/m)	PK Margin (dB)	Azimuth (Degs)	Height (cm)	Polarity
1	* 2.48351	52.19	Pk	32.3	-20.9	0	63.59	-	-	74	-10.41	45	398	V
2	* 2.48353	57.18	Pk	32.3	-20.9	0	68.58	-	-	74	-5.42	45	398	V
3	* 2.48351	35.14	RMS	32.3	-20.9	0.37	46.91	54	-7.09	-	-	45	398	V
4	* 2.48357	36.04	RMS	32.3	-20.9	0.37	47.81	54	-6.19	-	-	45	398	V

* - indicates frequency in CFR47 Pt 15 / IC RSS-Restricted Band
Pk - Peak detector
RMS - RMS detection

UL VERIFICATION SERVICES INC.
47173 Benicia Street, Fremont, CA 94538; USA TEL:(510) 319-4000 FAX:(510) 661-0888
This report shall not be reproduced except in full, without the written approval of UL Verification Services Inc.

BANDEDGE (HIGH CHANNEL, CH 12)

HORIZONTAL RESULT

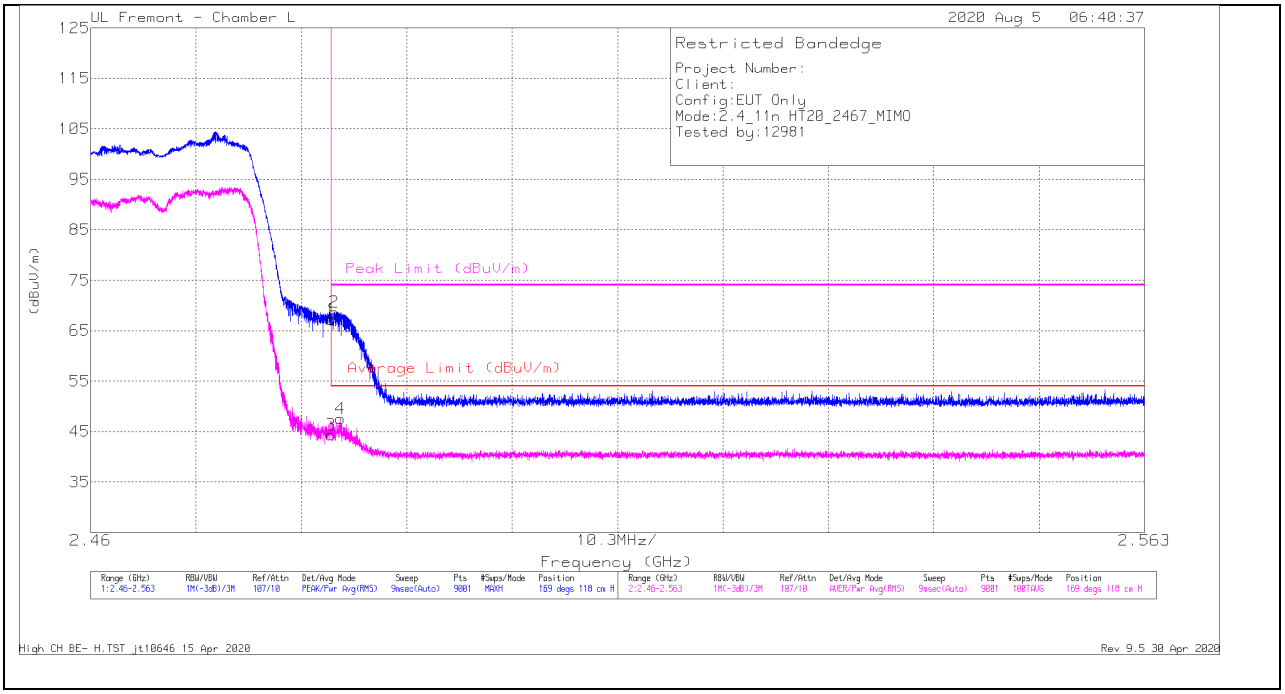

Marker	Frequency (GHz)	Meter Reading (dBuV)	Det	AF 344 (dB/m)	Amp/Cbl/Fltr/Pad (dB)	DC Corr (dB)	Corrected Reading (dBuV/m)	Average Limit (dBuV/m)	Margin (dB)	Peak Limit (dBuV/m)	PK Margin (dB)	Azimuth (Degs)	Height (cm)	Polarity
1	* 2.48351	55.77	Pk	32.3	-20.9	0	67.17	-	-	74	-6.83	169	118	H
2	* 2.48382	57.27	Pk	32.3	-20.9	0	68.67	-	-	74	-5.33	169	118	H
3	* 2.48351	32.32	RMS	32.3	-20.9	0.37	44.09	54	-9.91	-	-	169	118	H
4	* 2.48439	35.58	RMS	32.3	-20.9	0.37	47.35	54	-6.65	-	-	169	118	H

* - indicates frequency in CFR47 Pt 15 / IC RSS-Restricted Band
Pk - Peak detector
RMS - RMS detection

UL VERIFICATION SERVICES INC.
47173 Benicia Street, Fremont, CA 94538; USA TEL:(510) 319-4000 FAX:(510) 661-0888
This report shall not be reproduced except in full, without the written approval of UL Verification Services Inc.

VERTICAL RESULT

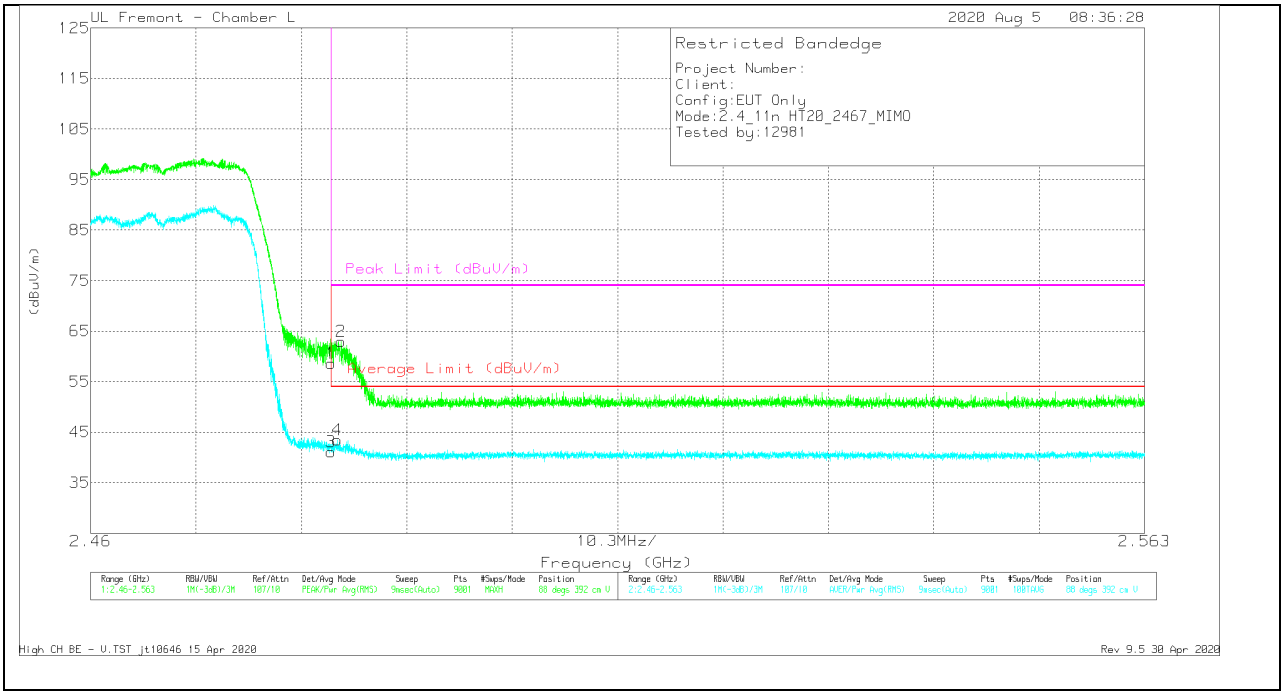

Marker	Frequency (GHz)	Meter Reading (dBuV)	Det	AF 344 (dB/m)	Amp/Cbl/Fltr/Pad (dB)	DC Corr (dB)	Corrected Reading (dBuV/m)	Average Limit (dBuV/m)	Margin (dB)	Peak Limit (dBuV/m)	PK Margin (dB)	Azimuth (Degs)	Height (cm)	Polarity
1	* 2.48351	47.16	Pk	32.3	-20.9	0	58.56	-	-	74	-15.44	88	392	V
2	* 2.48446	51.53	Pk	32.3	-20.9	0	62.93	-	-	74	-11.07	88	392	V
3	* 2.48351	29.09	RMS	32.3	-20.9	0.37	40.86	54	-13.14	-	-	88	392	V
4	* 2.48412	31.49	RMS	32.3	-20.9	0.37	43.26	54	-10.74	-	-	88	392	V

* - indicates frequency in CFR47 Pt 15 / IC RSS-Restricted Band
Pk - Peak detector
RMS - RMS detection

UL VERIFICATION SERVICES INC.
47173 Benicia Street, Fremont, CA 94538; USA TEL:(510) 319-4000 FAX:(510) 661-0888
This report shall not be reproduced except in full, without the written approval of UL Verification Services Inc.

BANDEDGE (HIGH CHANNEL, CH 13)

HORIZONTAL RESULT

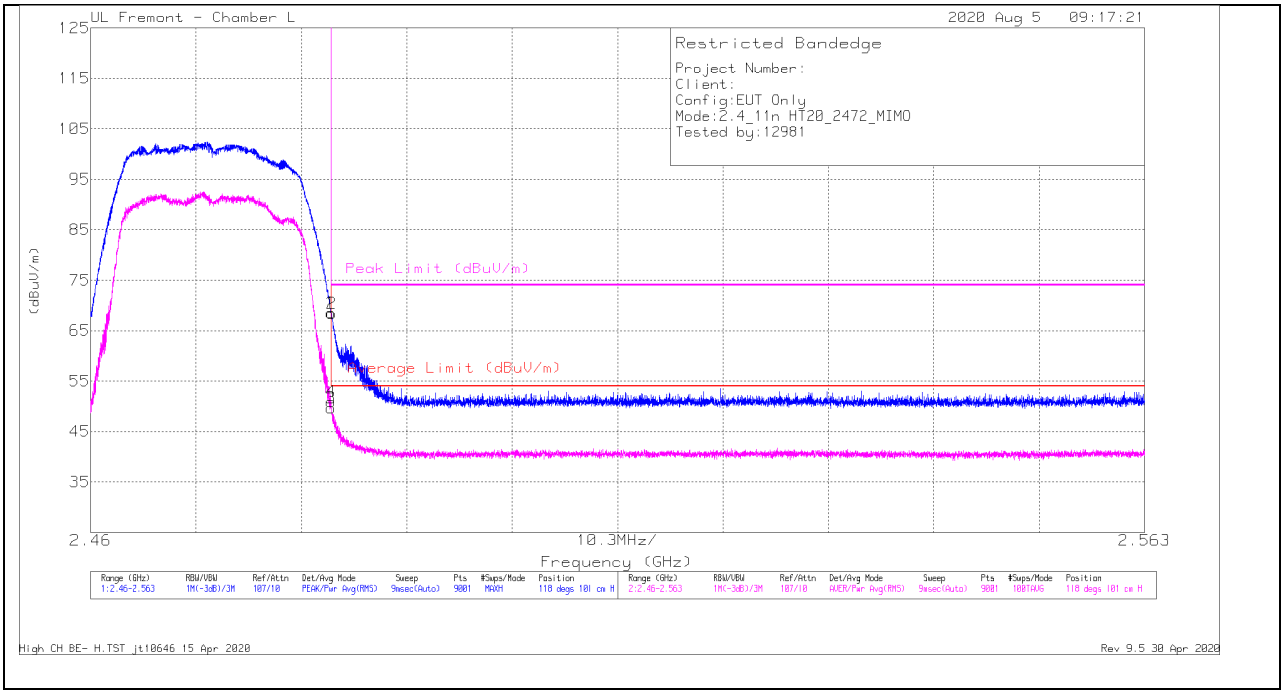

Marker	Frequency (GHz)	Meter Reading (dBuV)	Det	AF 344 (dB/m)	Amp/Cbl/Fltr/Pad (dB)	DC Corr (dB)	Corrected Reading (dBuV/m)	Average Limit (dBuV/m)	Margin (dB)	Peak Limit (dBuV/m)	PK Margin (dB)	Azimuth (Degs)	Height (cm)	Polarity
1	* 2.48351	57.09	Pk	32.3	-20.9	0	68.49	-	-	74	-5.51	118	101	H
2	* 2.48353	57.05	Pk	32.3	-20.9	0	68.45	-	-	74	-5.55	118	101	H
3	* 2.48351	37.63	RMS	32.3	-20.9	0.37	49.4	54	-4.6	-	-	118	101	H
4	* 2.48352	38.86	RMS	32.3	-20.9	0.37	50.63	54	-3.37	-	-	118	101	H

* - indicates frequency in CFR47 Pt 15 / IC RSS-Restricted Band
Pk - Peak detector
RMS - RMS detection

UL VERIFICATION SERVICES INC.
47173 Benicia Street, Fremont, CA 94538; USA TEL:(510) 319-4000 FAX:(510) 661-0888
This report shall not be reproduced except in full, without the written approval of UL Verification Services Inc.

VERTICAL RESULT

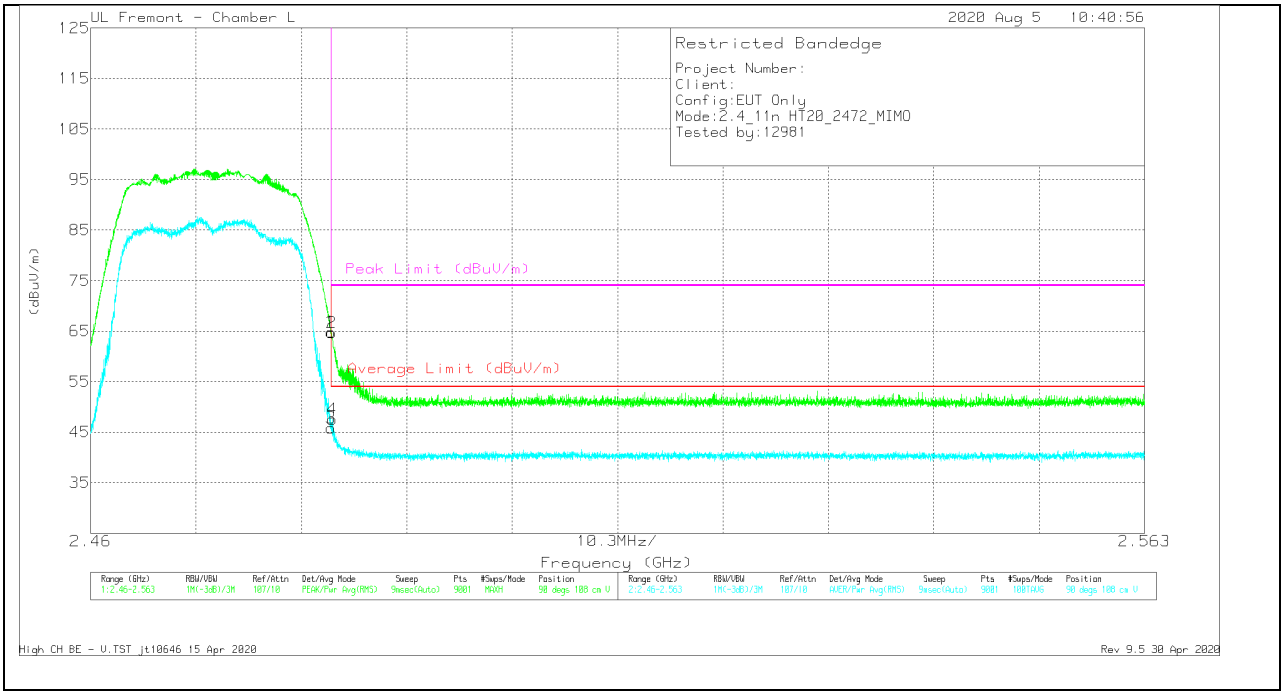

Marker	Frequency (GHz)	Meter Reading (dBuV)	Det	AF 344 (dB/m)	Amp/Cbl/Fltr/Pad (dB)	DC Corr (dB)	Corrected Reading (dBuV/m)	Average Limit (dBuV/m)	Margin (dB)	Peak Limit (dBuV/m)	PK Margin (dB)	Azimuth (Degs)	Height (cm)	Polarity
1	* 2.48351	53.39	Pk	32.3	-20.9	0	64.79	-	-	74	-9.21	90	108	V
2	* 2.48355	53.33	Pk	32.3	-20.9	0	64.73	-	-	74	-9.27	90	108	V
3	* 2.48351	33.75	RMS	32.3	-20.9	0.37	45.52	54	-8.48	-	-	90	108	V
4	* 2.4836	35.59	RMS	32.3	-20.9	0.37	47.36	54	-6.64	-	-	90	108	V

* - indicates frequency in CFR47 Pt 15 / IC RSS-Restricted Band
Pk - Peak detector
RMS - RMS detection

UL VERIFICATION SERVICES INC.
47173 Benicia Street, Fremont, CA 94538; USA TEL:(510) 319-4000 FAX:(510) 661-0888
This report shall not be reproduced except in full, without the written approval of UL Verification Services Inc.

HARMONICS AND SPURIOUS EMISSIONS

LOW CHANNEL, CH 1 RESULTS

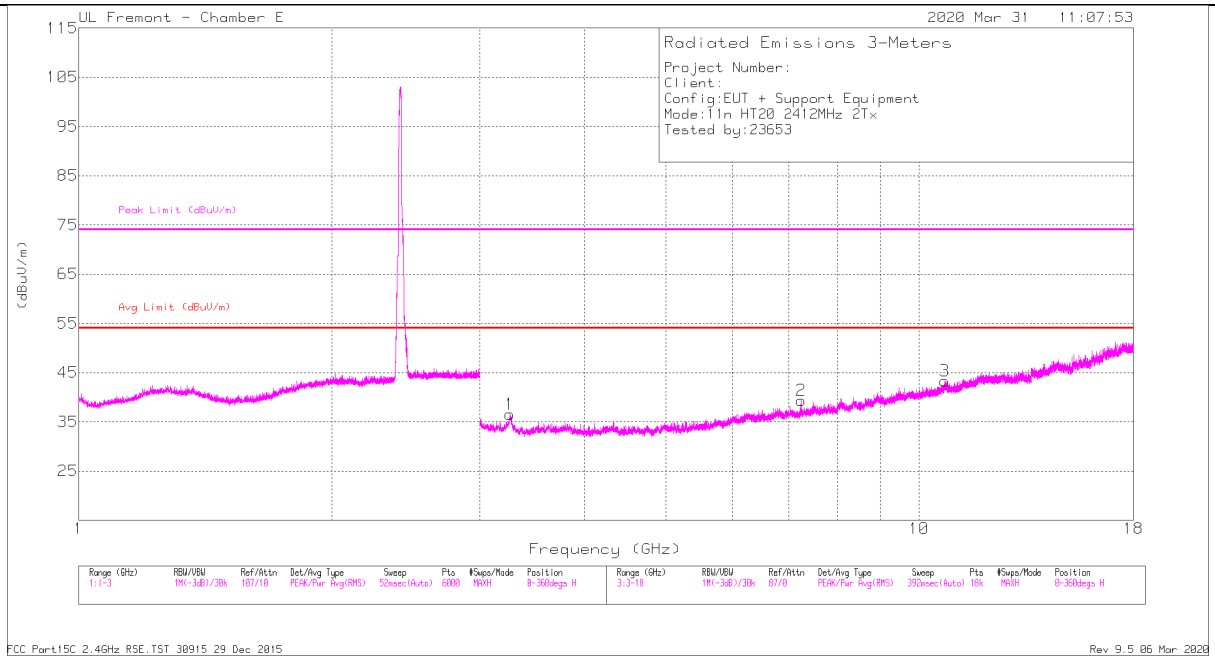

HORIZONTAL

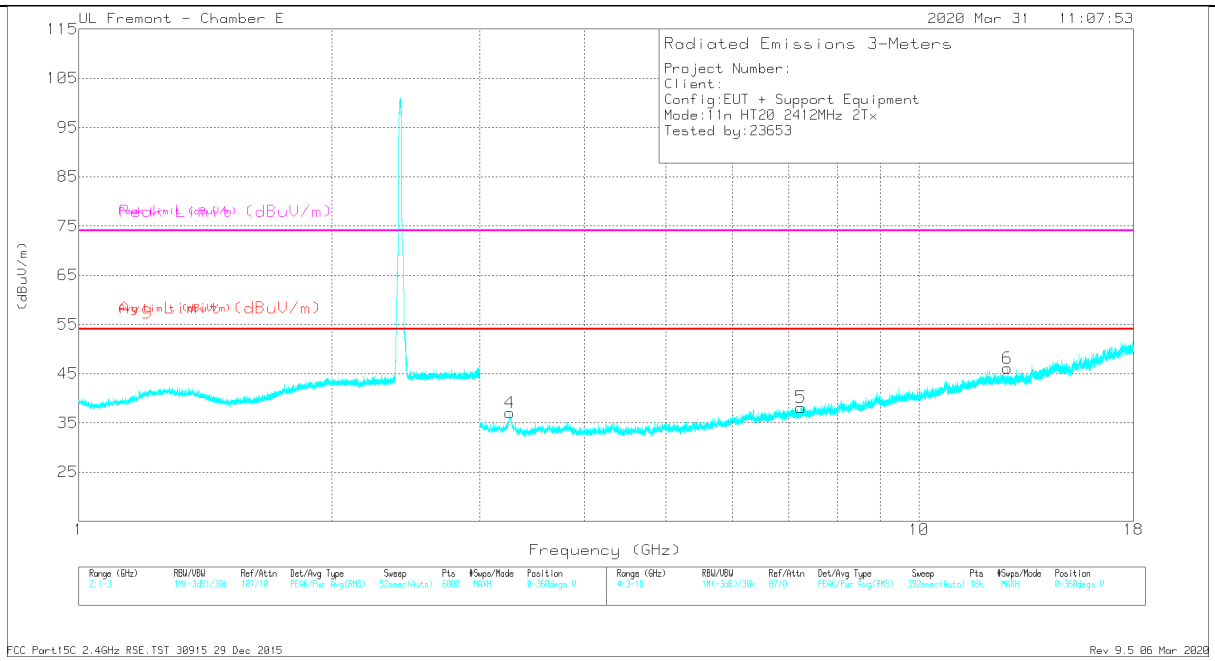

VERTICAL

UL VERIFICATION SERVICES INC.
47173 Benicia Street, Fremont, CA 94538; USA TEL:(510) 319-4000 FAX:(510) 661-0888
This report shall not be reproduced except in full, without the written approval of UL Verification Services Inc.

RADIATED EMISSIONS

Marker	Frequency (GHz)	Meter Reading (dBuV)	Det	AF T119 (dB/m)	Amp/Cbl/Fltr/Pad (dB)	Corrected Reading (dBuV/m)	Avg Limit (dBuV/m)	Margin (dB)	Peak Limit (dBuV/m)	PK Margin (dB)	Azimuth (Degs)	Height (cm)	Polarity
1	* 3.26613	43.48	PK2	35	-34.5	43.98	-	-	74	-30.02	10	211	H
	* 3.26165	31.17	MAv1	35.1	-34.5	31.77	54	-22.23	-	-	10	211	H
3	* 10.72828	36.74	PK2	37.9	-24.8	49.84	-	-	74	-24.16	317	162	H
	* 10.72728	25.79	MAv1	37.9	-24.8	38.89	54	-15.11	-	-	317	162	H
4	* 3.26175	43.14	PK2	35.1	-34.5	43.74	-	-	74	-30.26	299	227	V
	* 3.26221	31.81	MAv1	35.1	-34.5	32.41	54	-21.59	-	-	299	227	V
5	7.23557	37.11	PK2	35.7	-28.2	44.61	-	-	-	-	243	213	V
	7.23777	37.56	PK2	35.6	-28.2	44.96	-	-	-	-	353	116	H
6	12.73839	35.28	PK2	39.1	-23	51.38	-	-	-	-	220	131	V

* - indicates frequency in CFR47 Pt 15 / IC RSS-Restricted Band
PK2 - KDB558074 Method: Maximum Peak
MAv1 - KDB558074 Option 1 Maximum RMS Average

FCC Part15C 2.4GHz RSE.TST 30915 29 Dec 2015

UL VERIFICATION SERVICES INC.
47173 Benicia Street, Fremont, CA 94538; USA TEL:(510) 319-4000 FAX:(510) 661-0888
This report shall not be reproduced except in full, without the written approval of UL Verification Services Inc.

MID CHANNEL, CH 6 RESULTS

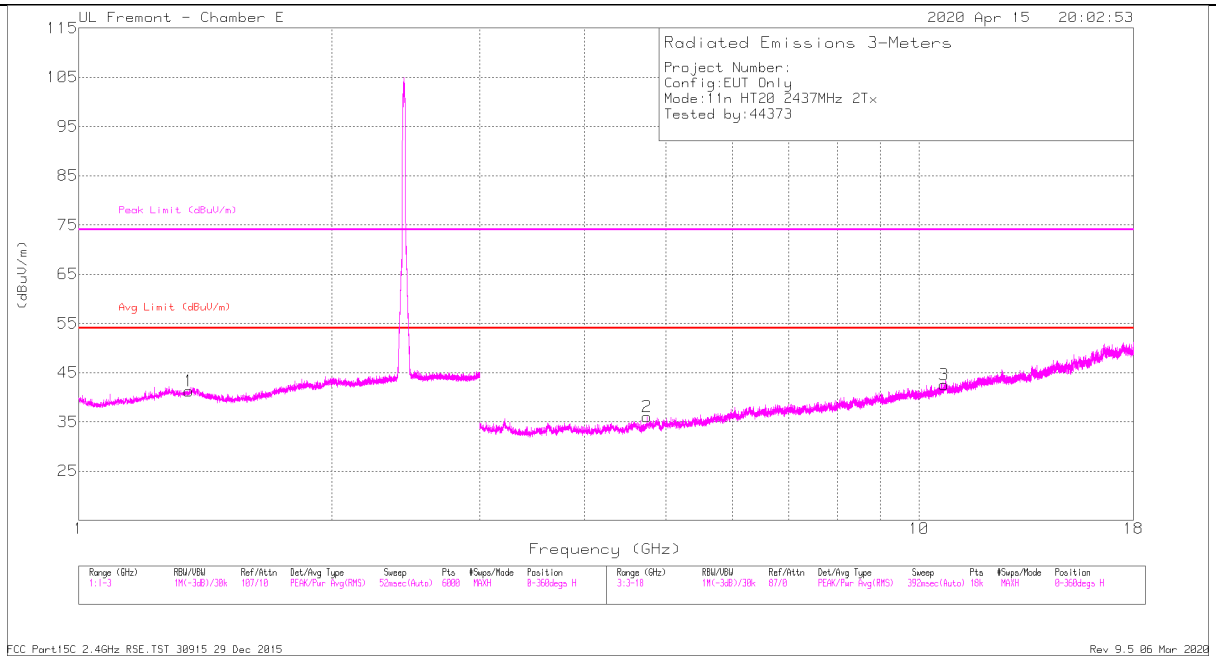

HORIZONTAL

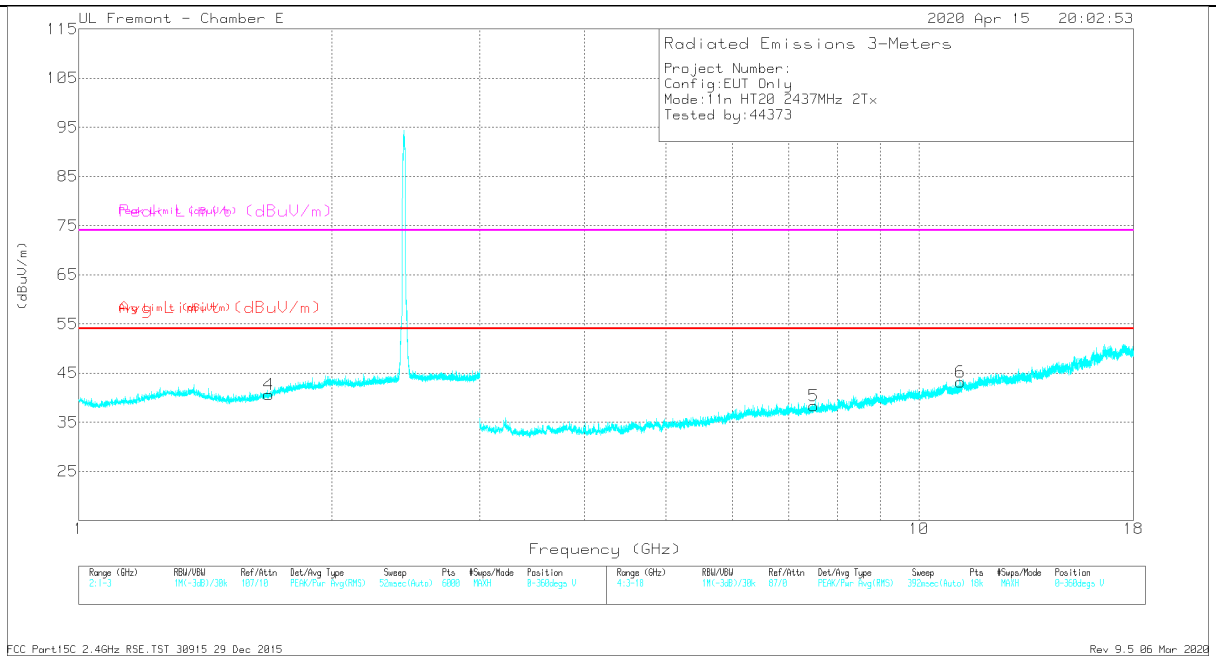

VERTICAL

UL VERIFICATION SERVICES INC.
47173 Benicia Street, Fremont, CA 94538; USA TEL:(510) 319-4000 FAX:(510) 661-0888
This report shall not be reproduced except in full, without the written approval of UL Verification Services Inc.

RADIATED EMISSIONS

Marker	Frequency (GHz)	Meter Reading (dBuV)	Det	AF T712 (dB/m)	Amp/Cbl/Fltr/Pad (dB)	Corrected Reading (dBuV/m)	Avg Limit (dBuV/m)	Margin (dB)	Peak Limit (dBuV/m)	PK Margin (dB)	Azimuth (Degs)	Height (cm)	Polarity
1	* 1.35187	45.49	PK2	29.7	-26.4	48.79	-	-	74	-25.21	360	101	H
	* 1.35507	33.92	MAv1	29.7	-26.4	37.22	54	-16.78	-	-	360	101	H
4	* 1.68184	46.41	PK2	29	-26.5	48.91	-	-	74	-25.09	360	101	V
	* 1.68316	33.97	MAv1	29	-26.5	36.47	54	-17.53	-	-	360	101	V
2	* 4.7469	40.37	PK2	34.1	-32.2	42.27	-	-	74	-31.73	360	101	H
	* 4.7479	29.38	MAv1	34.1	-32.2	31.28	54	-22.72	-	-	360	101	H
3	* 10.72183	36.67	PK2	37.7	-24.8	49.57	-	-	74	-24.43	360	101	H
	* 10.72022	25.52	MAv1	37.7	-24.8	38.42	54	-15.58	-	-	360	101	H
5	* 7.4948	37.85	PK2	35.7	-27.9	45.65	-	-	74	-28.35	360	101	V
	* 7.4949	26.55	MAv1	35.7	-27.9	34.35	54	-19.65	-	-	360	101	V
6	* 11.19443	35.85	PK2	37.7	-24.3	49.25	-	-	74	-24.75	360	200	V
	* 11.19543	25.03	MAv1	37.7	-24.3	38.43	54	-15.57	-	-	360	200	V

* - indicates frequency in CFR47 Pt 15 / IC RSS-Restricted Band
PK2 - KDB558074 Method: Maximum Peak
MAv1 - KDB558074 Option 1 Maximum RMS Average

FCC Part15C 2.4GHz RSE.TST 30915 29 Dec 2015
Rev 9.5 06 Mar 2020

UL VERIFICATION SERVICES INC.
47173 Benicia Street, Fremont, CA 94538; USA TEL:(510) 319-4000 FAX:(510) 661-0888
This report shall not be reproduced except in full, without the written approval of UL Verification Services Inc.

HIGH CHANNEL, CH 13 RESULTS

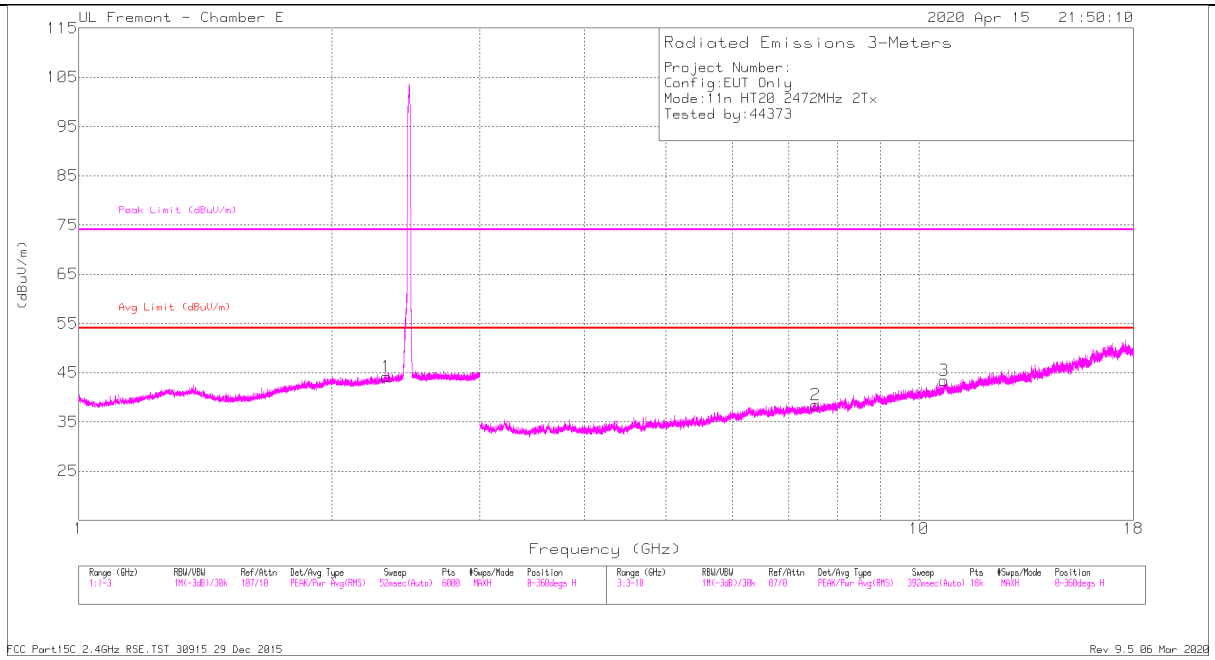

HORIZONTAL

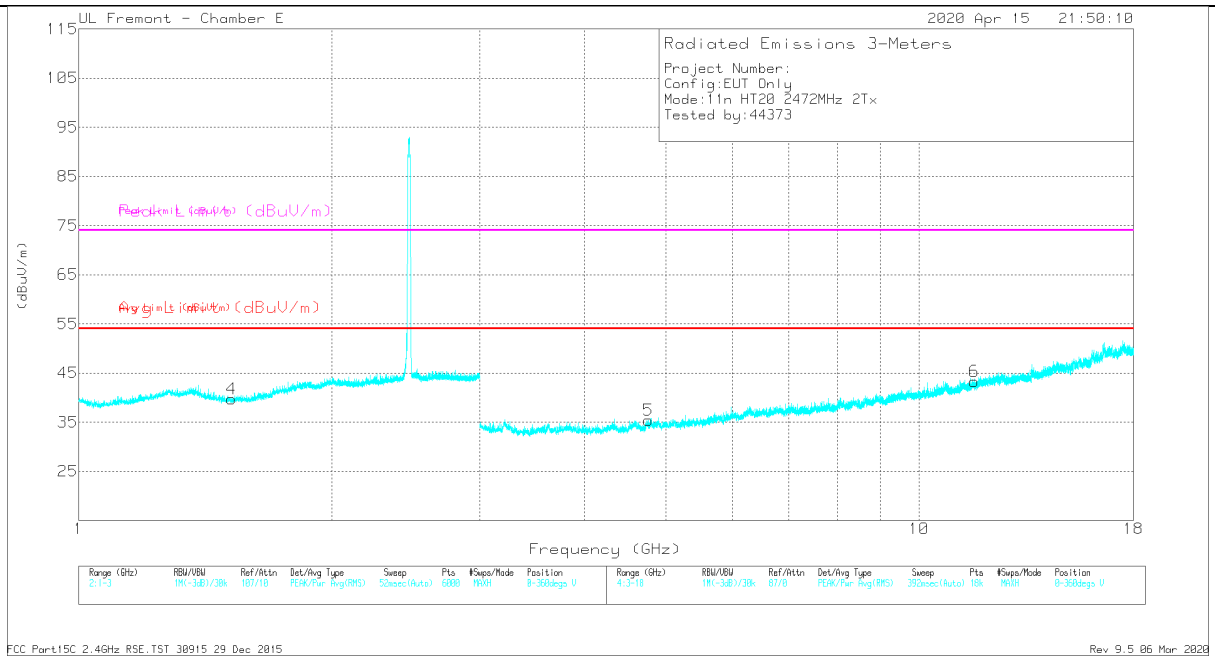

VERTICAL

UL VERIFICATION SERVICES INC.
47173 Benicia Street, Fremont, CA 94538; USA TEL:(510) 319-4000 FAX:(510) 661-0888
This report shall not be reproduced except in full, without the written approval of UL Verification Services Inc.

RADIATED EMISSIONS

Marker	Frequency (GHz)	Meter Reading (dBuV)	Det	AF T712 (dB/m)	Amp/Cbl/Fltr/Pad (dB)	Corrected Reading (dBuV/m)	Avg Limit (dBuV/m)	Margin (dB)	Peak Limit (dBuV/m)	PK Margin (dB)	Azimuth (Degs)	Height (cm)	Polarity
1	* 2.32317	45.42	PK2	32.1	-26.5	51.02	-	-	74	-22.98	360	101	H
	* 2.32241	34.05	MAv1	32.1	-26.5	39.65	54	-14.35	-	-	360	101	H
4	* 1.52044	45.82	PK2	28.1	-26.4	47.52	-	-	74	-26.48	360	200	V
	* 1.51928	33.93	MAv1	28.1	-26.4	35.63	54	-18.37	-	-	360	200	V
2	* 7.53598	37.67	PK2	35.7	-27.6	45.77	-	-	74	-28.23	360	101	H
	* 7.53903	26.4	MAv1	35.7	-27.7	34.4	54	-19.6	-	-	360	101	H
3	* 10.71388	36.53	PK2	37.8	-24.9	49.43	-	-	74	-24.57	360	200	H
	* 10.71377	25.57	MAv1	37.8	-24.9	38.47	54	-15.53	-	-	360	200	H
5	* 4.76311	39.85	PK2	34.1	-32.1	41.85	-	-	74	-32.15	360	200	V
	* 4.76406	28.98	MAv1	34.2	-32.1	31.08	54	-22.92	-	-	360	200	V
6	* 11.62637	35.39	PK2	38.2	-23.5	50.09	-	-	74	-23.91	360	200	V
	* 11.6283	24.54	MAv1	38.2	-23.5	39.24	54	-14.76	-	-	360	200	V

* - indicates frequency in CFR47 Pt 15 / IC RSS-Restricted Band
PK2 - KDB558074 Method: Maximum Peak
MAv1 - KDB558074 Option 1 Maximum RMS Average

FCC Part15C 2.4GHz RSE.TST 30915 29 Dec 2015
Rev 9.5 06 Mar 2020

UL VERIFICATION SERVICES INC.
47173 Benicia Street, Fremont, CA 94538; USA TEL:(510) 319-4000 FAX:(510) 661-0888
This report shall not be reproduced except in full, without the written approval of UL Verification Services Inc.

10.1.3. TX ABOVE 1 GHz 802.11ax HE20 MODE IN THE 2.4 GHz BAND

1TX ANT 4 26-Tones, RU Index 0

BANDEDGE (LOW CHANNEL, CH 1)

HORIZONTAL RESULT

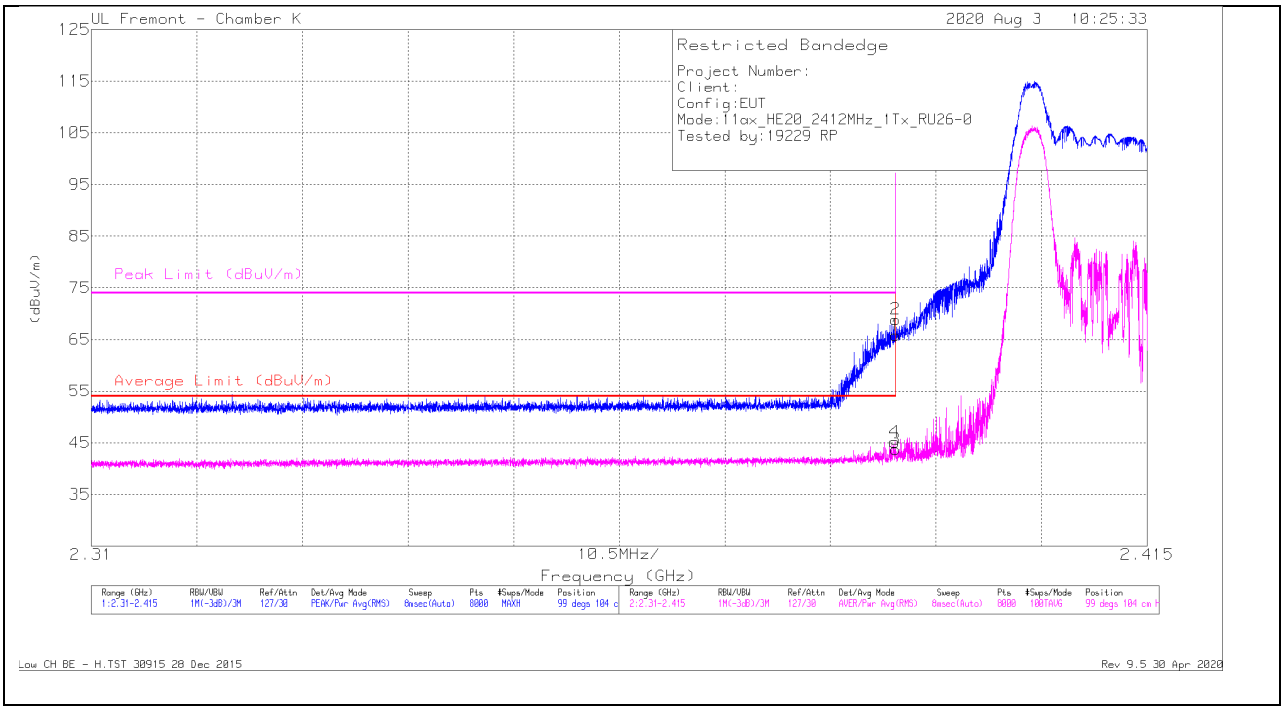

Marker	Frequency (GHz)	Meter Reading (dBuV)	Det	AF EMC4294 (dB/m)	Amp/Cbl/Fltr/Pad (dB)	Corrected Reading (dBuV/m)	Average Limit (dBuV/m)	Margin (dB)	Peak Limit (dBuV/m)	PK Margin (dB)	Azimuth (Degs)	Height (cm)	Polarity
1	* 2.39	68.87	Pk	31.9	-35	65.77	-	-	74	-8.23	99	104	H
2	* 2.38998	71.99	Pk	31.9	-35	68.89	-	-	74	-5.11	99	104	H
3	* 2.39	46.81	RMS	31.9	-35	43.71	54	-10.29	-	-	99	104	H
4	* 2.38989	48.26	RMS	31.9	-35	45.16	54	-8.84	-	-	99	104	H

* - indicates frequency in CFR47 Pt 15 / IC RSS-Restricted Band
Pk - Peak detector
RMS - RMS detection

Low CH BE - H.TST 30915 28 Dec 2015
Rev 9.5 30 Apr 2020

UL VERIFICATION SERVICES INC.
47173 Benicia Street, Fremont, CA 94538; USA TEL:(510) 319-4000 FAX:(510) 661-0888
This report shall not be reproduced except in full, without the written approval of UL Verification Services Inc.

VERTICAL RESULT

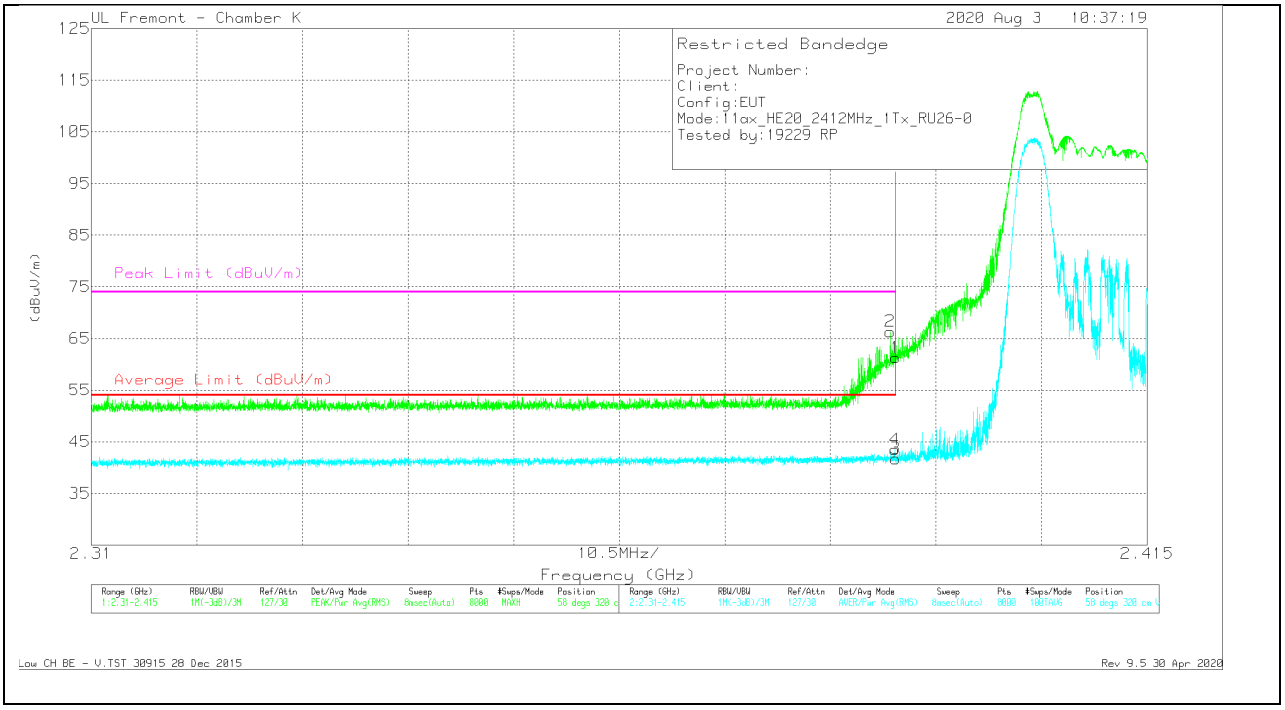

Marker	Frequency (GHz)	Meter Reading (dBuV)	Det	AF EMC4294 (dB/m)	Amp/Cbl/Fltr/Pad (dB)	Corrected Reading (dBuV/m)	Average Limit (dBuV/m)	Margin (dB)	Peak Limit (dBuV/m)	PK Margin (dB)	Azimuth (Degs)	Height (cm)	Polarity
1	* 2.39	64.37	Pk	31.9	-35	61.27	-	-	74	-12.73	58	320	V
2	* 2.38944	69.43	Pk	31.9	-35	66.33	-	-	74	-7.67	58	320	V
3	* 2.39	44.84	RMS	31.9	-35	41.74	54	-12.26	-	-	58	320	V
4	* 2.38992	46.58	RMS	31.9	-35	43.48	54	-10.52	-	-	58	320	V

* - indicates frequency in CFR47 Pt 15 / IC RSS-Restricted Band
Pk - Peak detector
RMS - RMS detection

Low CH BE - V.TST 30915 28 Dec 2015
Rev 9.5 30 Apr 2020

UL VERIFICATION SERVICES INC.
47173 Benicia Street, Fremont, CA 94538; USA TEL:(510) 319-4000 FAX:(510) 661-0888
This report shall not be reproduced except in full, without the written approval of UL Verification Services Inc.

BANDEDGE (LOW CHANNEL, CH 2)

HORIZONTAL RESULT

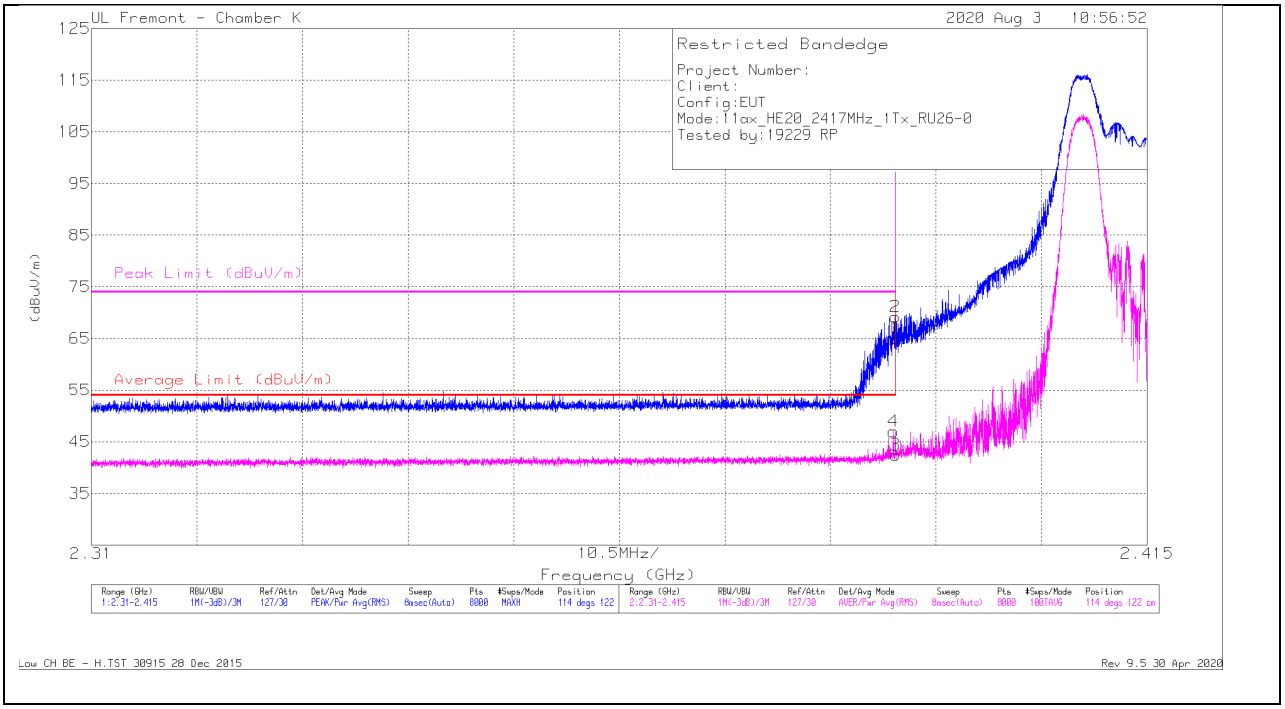

Marker	Frequency (GHz)	Meter Reading (dBuV)	Det	AF EMC4294 (dB/m)	Amp/Cbl/Fltr/Pad (dB)	Corrected Reading (dBuV/m)	Average Limit (dBuV/m)	Margin (dB)	Peak Limit (dBuV/m)	PK Margin (dB)	Azimuth (Degs)	Height (cm)	Polarity
1	* 2.39	68.05	Pk	31.9	-35	64.95	-	-	74	-9.05	114	122	H
2	* 2.38994	72.27	Pk	31.9	-35	69.17	-	-	74	-4.83	114	122	H
3	* 2.39	45.55	RMS	31.9	-35	42.45	54	-11.55	-	-	114	122	H
4	* 2.38976	50.08	RMS	31.9	-35	46.98	54	-7.02	-	-	114	122	H

* - indicates frequency in CFR47 Pt 15 / IC RSS-Restricted Band
Pk - Peak detector
RMS - RMS detection

Low CH BE - H.TST 30915 28 Dec 2015
Rev 9.5 30 Apr 2020

UL VERIFICATION SERVICES INC.
47173 Benicia Street, Fremont, CA 94538; USA TEL:(510) 319-4000 FAX:(510) 661-0888
This report shall not be reproduced except in full, without the written approval of UL Verification Services Inc.

VERTICAL RESULT

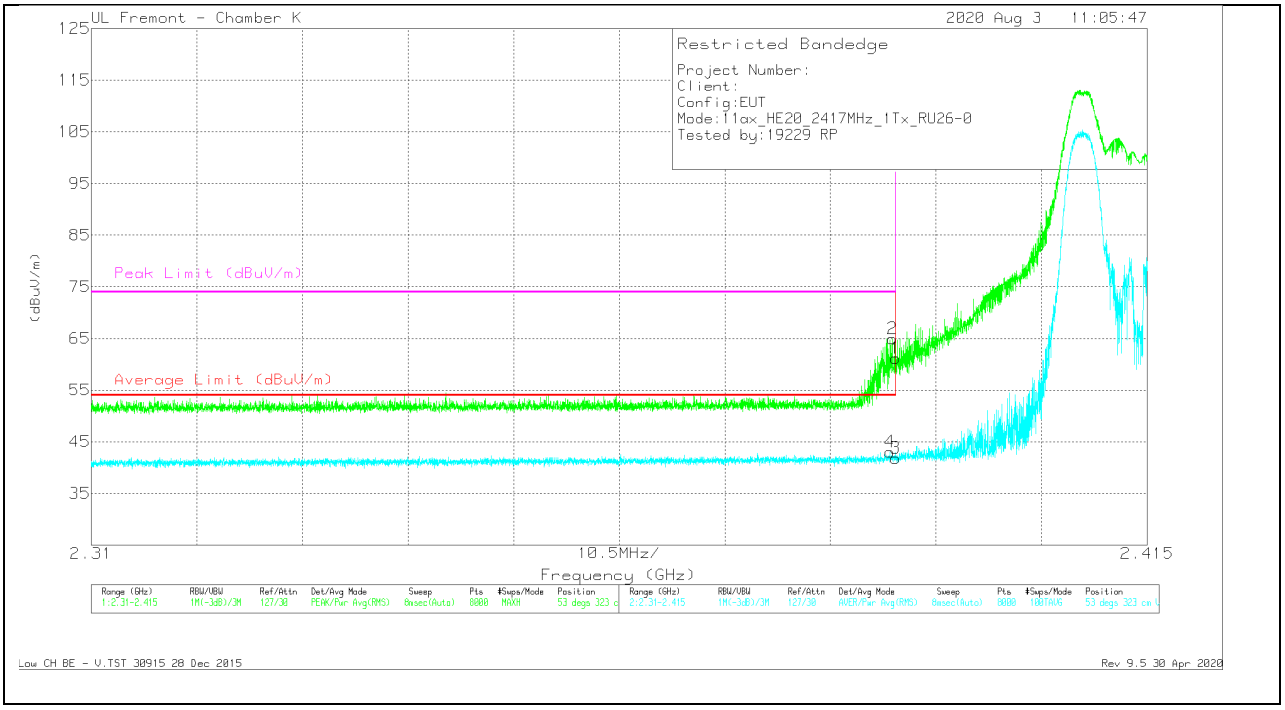

Marker	Frequency (GHz)	Meter Reading (dBuV)	Det	AF EMC4294 (dB/m)	Amp/Cbl/Fltr/Pad (dB)	Corrected Reading (dBuV/m)	Average Limit (dBuV/m)	Margin (dB)	Peak Limit (dBuV/m)	PK Margin (dB)	Azimuth (Degs)	Height (cm)	Polarity
1	* 2.39	64.25	Pk	31.9	-35	61.15	-	-	74	-12.85	53	323	V
2	* 2.38965	68.04	Pk	31.9	-35	64.94	-	-	74	-9.06	53	323	V
3	* 2.39	44.94	RMS	31.9	-35	41.84	54	-12.16	-	-	53	323	V
4	* 2.38939	46.13	RMS	31.9	-35	43.03	54	-10.97	-	-	53	323	V

* - indicates frequency in CFR47 Pt 15 / IC RSS-Restricted Band
Pk - Peak detector
RMS - RMS detection

Low CH BE - V.TST 30915 28 Dec 2015
Rev 9.5 30 Apr 2020

UL VERIFICATION SERVICES INC.
47173 Benicia Street, Fremont, CA 94538; USA TEL:(510) 319-4000 FAX:(510) 661-0888
This report shall not be reproduced except in full, without the written approval of UL Verification Services Inc.

BANDEDGE (LOW CHANNEL, CH 3)

HORIZONTAL RESULT

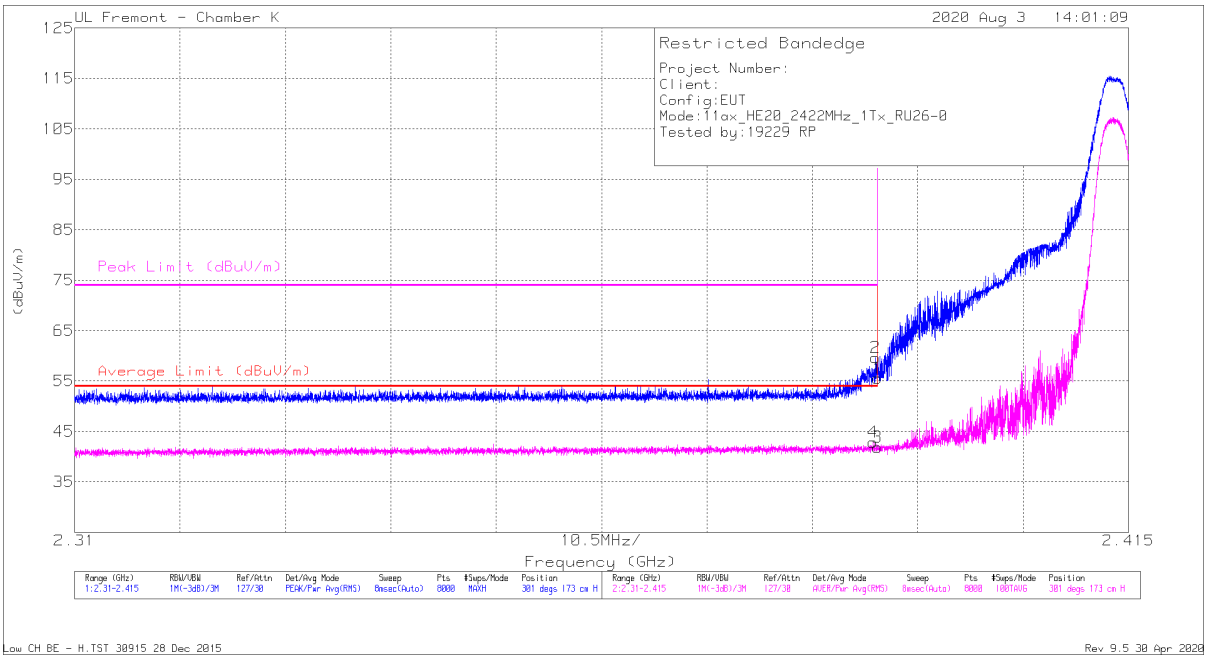

Marker	Frequency (GHz)	Meter Reading (dBuV)	Det	AF EMC4294 (dB/m)	Amp/Cbl/Fltr/Pad (dB)	Corrected Reading (dBuV/m)	Average Limit (dBuV/m)	Margin (dB)	Peak Limit (dBuV/m)	PK Margin (dB)	Azimuth (Degs)	Height (cm)	Polarity
1	* 2.39	58.7	Pk	31.9	-35	55.6	-	-	74	-18.4	301	173	H
2	* 2.38977	62.73	Pk	31.9	-35	59.63	-	-	74	-14.37	301	173	H
3	* 2.39	45	RMS	31.9	-35	41.9	54	-12.1	-	-	301	173	H
4	* 2.38954	46.03	RMS	31.9	-35	42.93	54	-11.07	-	-	301	173	H

* - indicates frequency in CFR47 Pt 15 / IC RSS-Restricted Band
Pk - Peak detector
RMS - RMS detection

Low CH BE - H.TST 30915 28 Dec 2015
Rev 9.5 30 Apr 2020

UL VERIFICATION SERVICES INC.
47173 Benicia Street, Fremont, CA 94538; USA TEL:(510) 319-4000 FAX:(510) 661-0888
This report shall not be reproduced except in full, without the written approval of UL Verification Services Inc.

VERTICAL RESULT

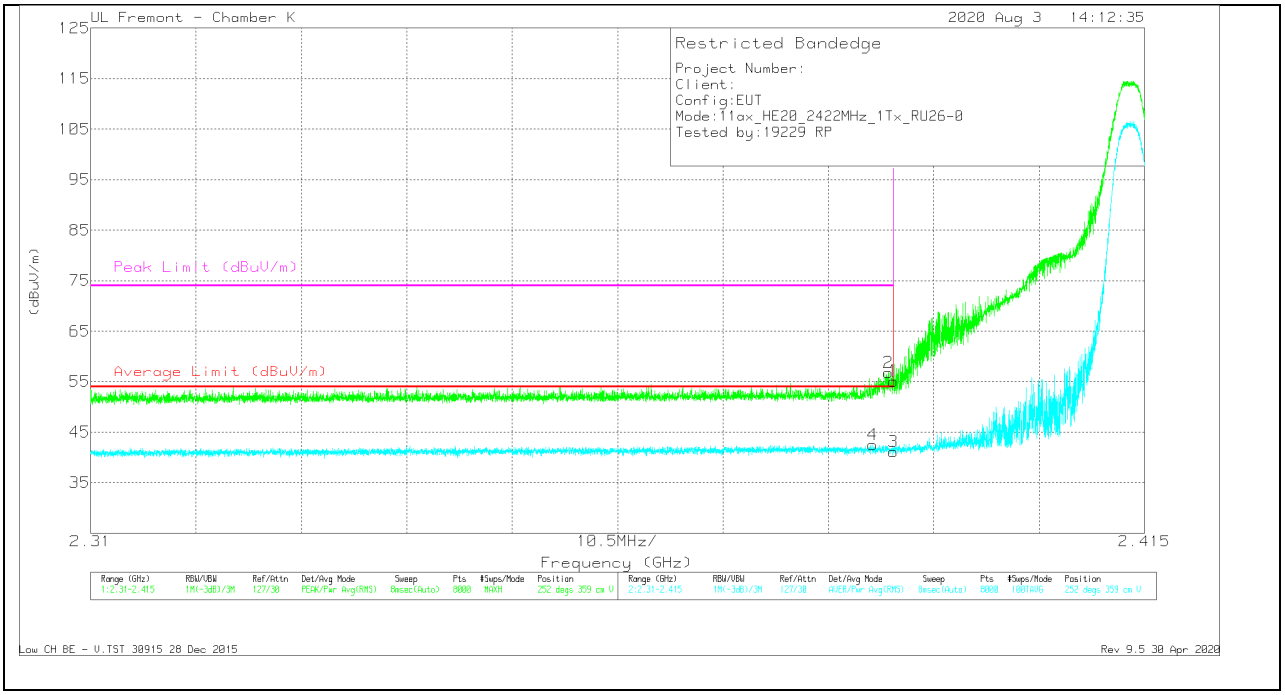

Marker	Frequency (GHz)	Meter Reading (dBuV)	Det	AF EMC4294 (dB/m)	Amp/Cbl/Fltr/Pad (dB)	Corrected Reading (dBuV/m)	Average Limit (dBuV/m)	Margin (dB)	Peak Limit (dBuV/m)	PK Margin (dB)	Azimuth (Degs)	Height (cm)	Polarity
1	* 2.39	58.22	Pk	31.9	-35	55.12	-	-	74	-18.88	252	359	V
2	* 2.38951	59.94	Pk	31.9	-35	56.84	-	-	74	-17.16	252	359	V
3	* 2.39	44.29	RMS	31.9	-35	41.19	54	-12.81	-	-	252	359	V
4	* 2.38795	45.56	RMS	31.9	-35	42.46	54	-11.54	-	-	252	359	V

* - indicates frequency in CFR47 Pt 15 / IC RSS-Restricted Band
Pk - Peak detector
RMS - RMS detection

Low CH BE - V.TST 30915 28 Dec 2015
Rev 9.5 30 Apr 2020

UL VERIFICATION SERVICES INC.
47173 Benicia Street, Fremont, CA 94538; USA TEL:(510) 319-4000 FAX:(510) 661-0888
This report shall not be reproduced except in full, without the written approval of UL Verification Services Inc.

BANDEDGE (HIGH CHANNEL, CH 9)

HORIZONTAL RESULT

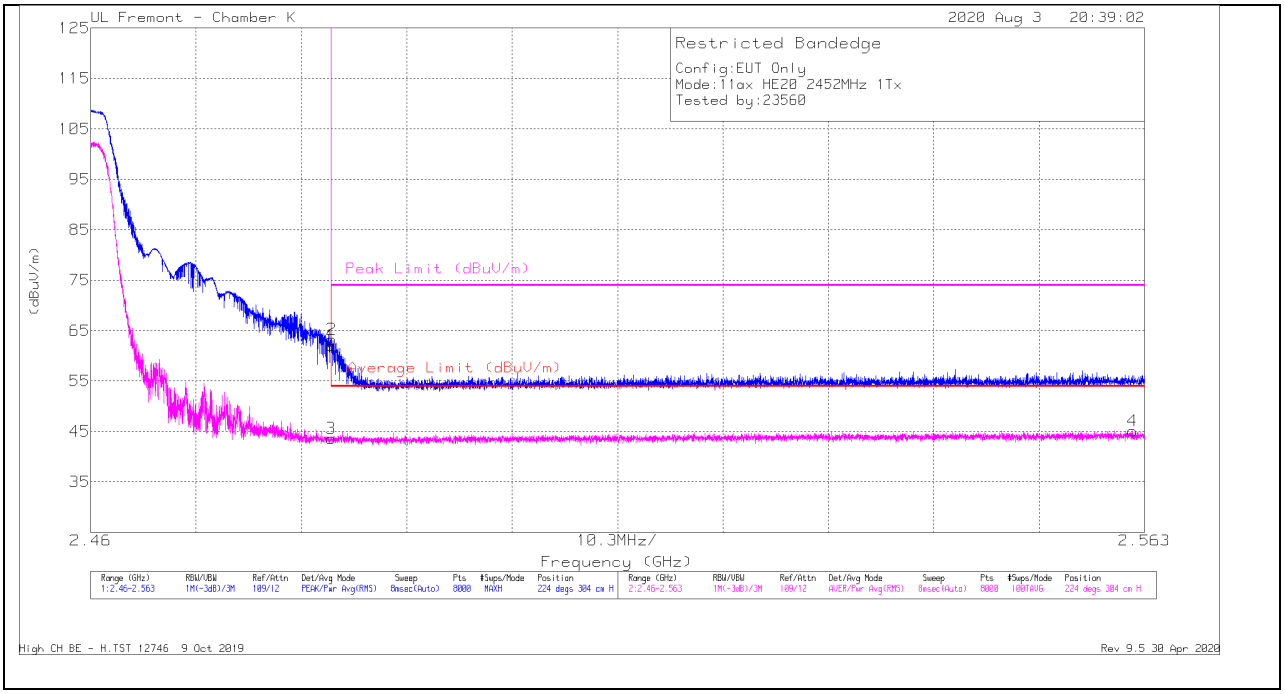

Marker	Frequency (GHz)	Meter Reading (dBuV)	Det	AF EMC4294 (dB/m)	Amp/Cbl/Fltr/Pad (dB)	Corrected Reading (dBuV/m)	Average Limit (dBuV/m)	Margin (dB)	Peak Limit (dBuV/m)	PK Margin (dB)	Azimuth (Degs)	Height (cm)	Polarity
1	* 2.4835	40.77	Pk	32.5	-11.2	62.07	-	-	74	-11.93	224	304	H
2	* 2.48355	42.01	Pk	32.5	-11.2	63.31	-	-	74	-10.69	224	304	H
3	* 2.4835	22.35	RMS	32.5	-11.2	43.65	54	-10.35	-	-	224	304	H
4	2.56183	23.61	RMS	32.5	-11	45.11	54	-8.89	-	-	224	304	H

* - indicates frequency in CFR47 Pt 15 / IC RSS-Restricted Band
Pk - Peak detector
RMS - RMS detection

High CH BE - H.TST 12746 9 Oct 2019
Rev 9.5 30 Apr 2020

UL VERIFICATION SERVICES INC.
47173 Benicia Street, Fremont, CA 94538; USA TEL:(510) 319-4000 FAX:(510) 661-0888
This report shall not be reproduced except in full, without the written approval of UL Verification Services Inc.

VERTICAL RESULT

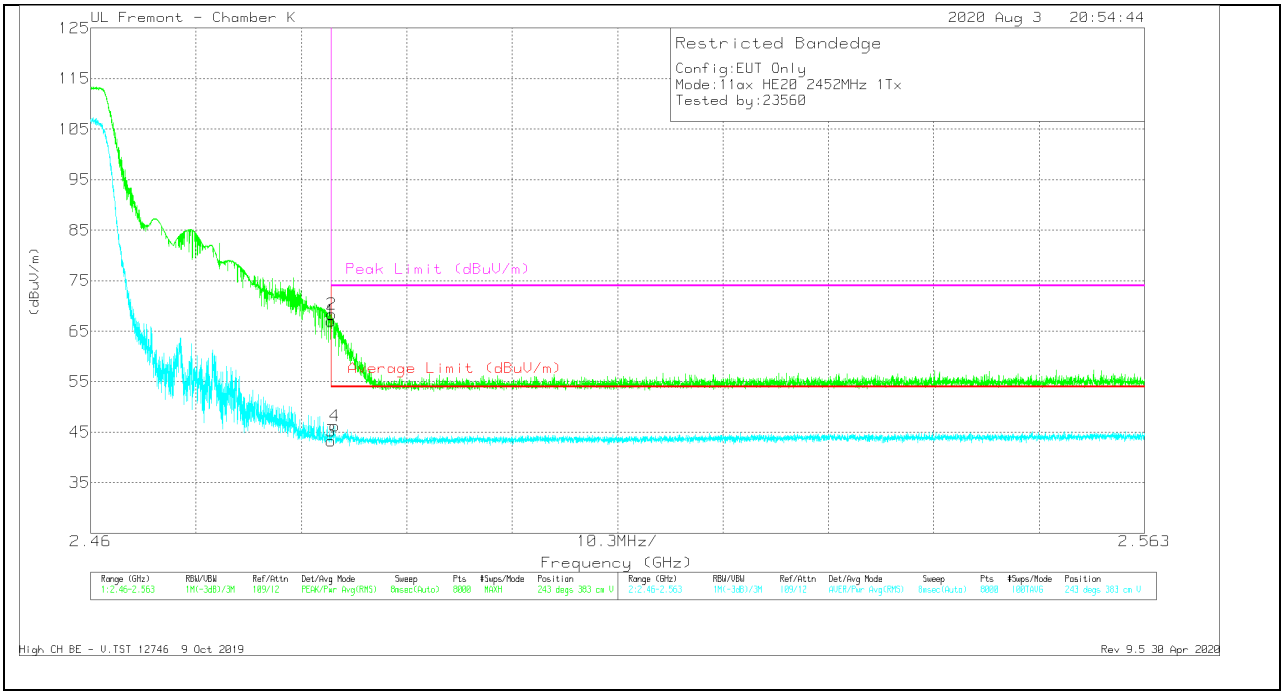

Marker	Frequency (GHz)	Meter Reading (dBuV)	Det	AF EMC4294 (dB/m)	Amp/Cbl/Fltr/Pad (dB)	Corrected Reading (dBuV/m)	Average Limit (dBuV/m)	Margin (dB)	Peak Limit (dBuV/m)	PK Margin (dB)	Azimuth (Degs)	Height (cm)	Polarity
1	* 2.4835	45.74	Pk	32.5	-11.2	67.04	-	-	74	-6.96	243	383	V
2	* 2.48359	47	Pk	32.5	-11.2	68.3	-	-	74	-5.7	243	383	V
3	* 2.4835	21.91	RMS	32.5	-11.2	43.21	54	-10.79	-	-	243	383	V
4	* 2.48387	24.94	RMS	32.5	-11.2	46.24	54	-7.76	-	-	243	383	V

* - indicates frequency in CFR47 Pt 15 / IC RSS-Restricted Band
Pk - Peak detector
RMS - RMS detection

High CH BE - V.TST 12746 9 Oct 2019
Rev 9.5 30 Apr 2020

UL VERIFICATION SERVICES INC.
47173 Benicia Street, Fremont, CA 94538; USA TEL:(510) 319-4000 FAX:(510) 661-0888
This report shall not be reproduced except in full, without the written approval of UL Verification Services Inc.

BANDEDGE (HIGH CHANNEL, CH 10)

HORIZONTAL RESULT

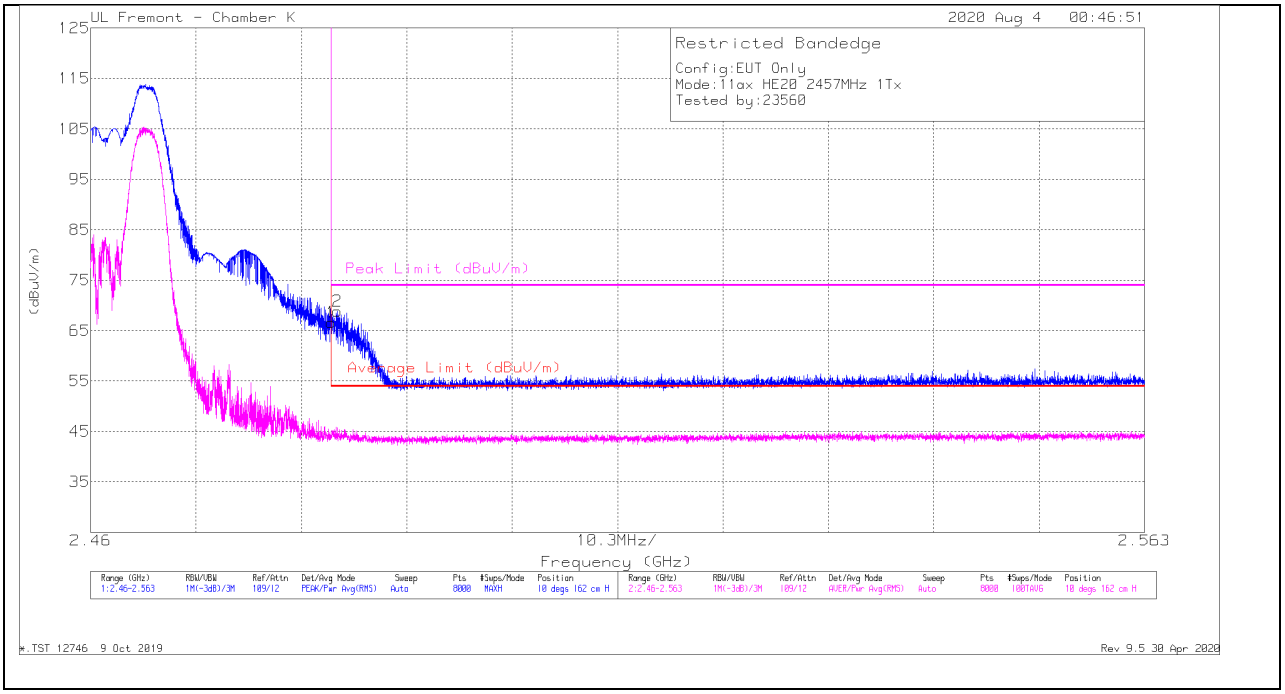

Marker	Frequency (GHz)	Meter Reading (dBuV)	Det	AF EMC4294 (dB/m)	Amp/Cbl/Fltr/Pad (dB)	Corrected Reading (dBuV/m)	Average Limit (dBuV/m)	Margin (dB)	Peak Limit (dBuV/m)	PK Margin (dB)	Azimuth (Degs)	Height (cm)	Polarity
1	* 2.4835	45.29	Pk	32.5	-11.2	66.59	-	-	74	-7.41	10	162	H
2	* 2.48413	47.58	Pk	32.5	-11.2	68.88	-	-	74	-5.12	10	162	H
3	* 2.4835	22.39	RMS	32.5	-11.2	43.69	54	-10.31	-	-	10	162	H
4	* 2.484	24.53	RMS	32.5	-11.2	45.83	54	-8.17	-	-	10	162	H

* - indicates frequency in CFR47 Pt 15 / IC RSS-Restricted Band
Pk - Peak detector
RMS - RMS detection

*.TST 12746 9 Oct 2019
Rev 9.5 30 Apr 2020

UL VERIFICATION SERVICES INC.
47173 Benicia Street, Fremont, CA 94538; USA TEL:(510) 319-4000 FAX:(510) 661-0888
This report shall not be reproduced except in full, without the written approval of UL Verification Services Inc.

VERTICAL RESULT

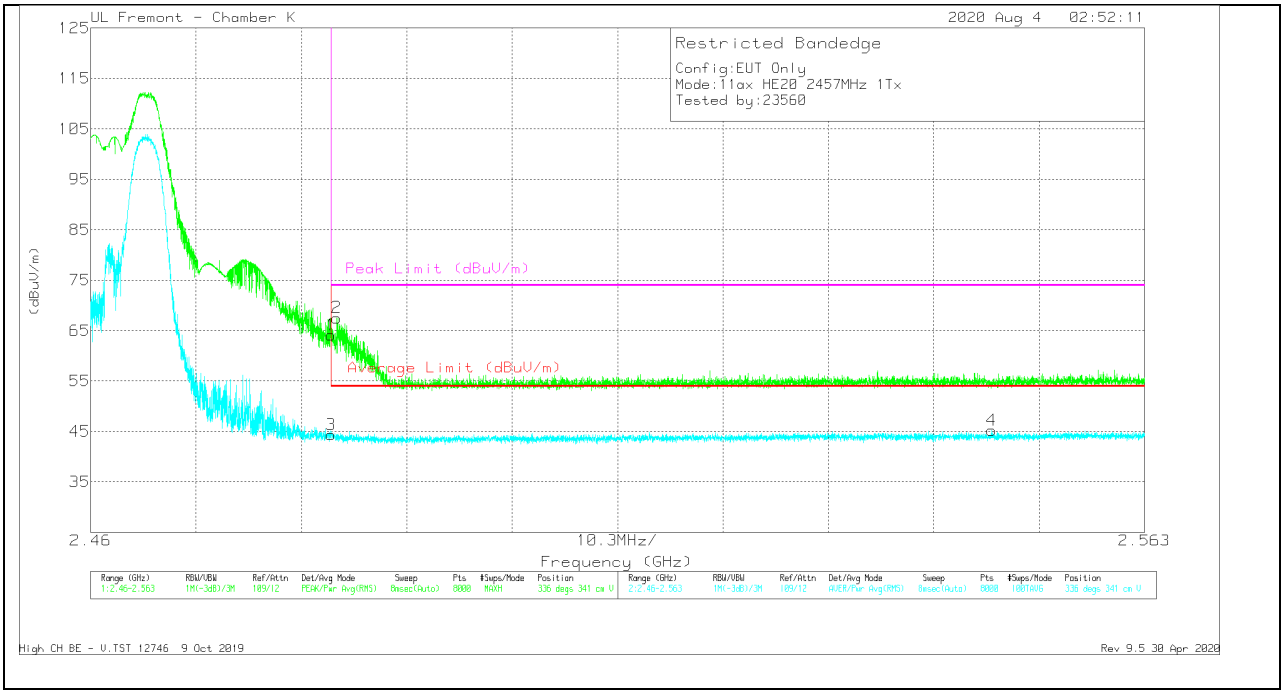

Marker	Frequency (GHz)	Meter Reading (dBuV)	Det	AF EMC4294 (dB/m)	Amp/Cbl/Fltr/Pad (dB)	Corrected Reading (dBuV/m)	Average Limit (dBuV/m)	Margin (dB)	Peak Limit (dBuV/m)	PK Margin (dB)	Azimuth (Degs)	Height (cm)	Polarity
1	* 2.4835	42.86	Pk	32.5	-11.2	64.16	-	-	74	-9.84	336	341	V
2	* 2.48407	46.25	Pk	32.5	-11.2	67.55	-	-	74	-6.45	336	341	V
3	* 2.4835	23.05	RMS	32.5	-11.2	44.35	54	-9.65	-	-	336	341	V
4	2.54804	23.89	RMS	32.4	-11.1	45.19	54	-8.81	-	-	336	341	V

* - indicates frequency in CFR47 Pt 15 / IC RSS-Restricted Band
Pk - Peak detector
RMS - RMS detection

High CH BE - V.TST 12746 9 Oct 2019
Rev 9.5 30 Apr 2020

UL VERIFICATION SERVICES INC.
47173 Benicia Street, Fremont, CA 94538; USA TEL:(510) 319-4000 FAX:(510) 661-0888
This report shall not be reproduced except in full, without the written approval of UL Verification Services Inc.

BANDEDGE (HIGH CHANNEL, CH 11)

HORIZONTAL RESULT

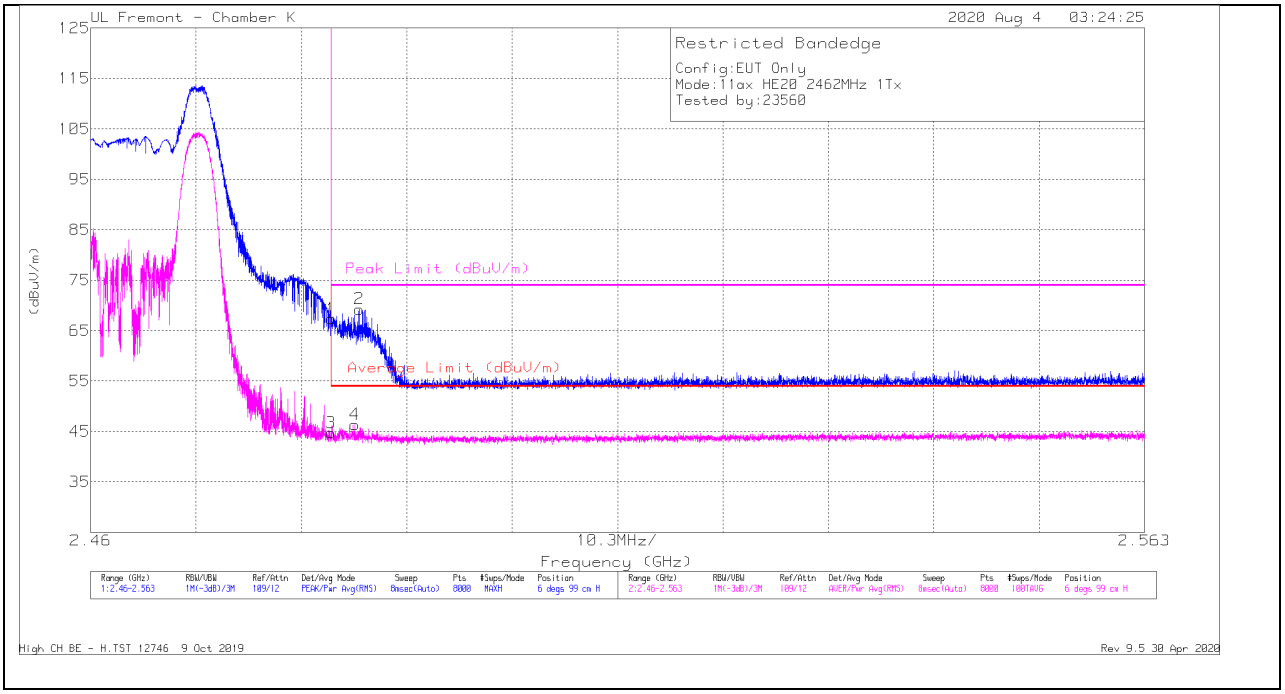

Marker	Frequency (GHz)	Meter Reading (dBuV)	Det	AF EMC4294 (dB/m)	Amp/Cbl/Fltr/Pad (dB)	Corrected Reading (dBuV/m)	Average Limit (dBuV/m)	Margin (dB)	Peak Limit (dBuV/m)	PK Margin (dB)	Azimuth (Degs)	Height (cm)	Polarity
1	* 2.4835	46.1	Pk	32.5	-11.2	67.4	-	-	74	-6.6	6	99	H
2	* 2.48624	47.99	Pk	32.5	-11.2	69.29	-	-	74	-4.71	6	99	H
3	* 2.4835	23.4	RMS	32.5	-11.2	44.7	54	-9.3	-	-	6	99	H
4	* 2.48581	25.12	RMS	32.5	-11.2	46.42	54	-7.58	-	-	6	99	H

* - indicates frequency in CFR47 Pt 15 / IC RSS-Restricted Band
Pk - Peak detector
RMS - RMS detection

High CH BE - H.TST 12746 9 Oct 2019
Rev 9.5 30 Apr 2020

UL VERIFICATION SERVICES INC.
47173 Benicia Street, Fremont, CA 94538; USA TEL:(510) 319-4000 FAX:(510) 661-0888
This report shall not be reproduced except in full, without the written approval of UL Verification Services Inc.

VERTICAL RESULT

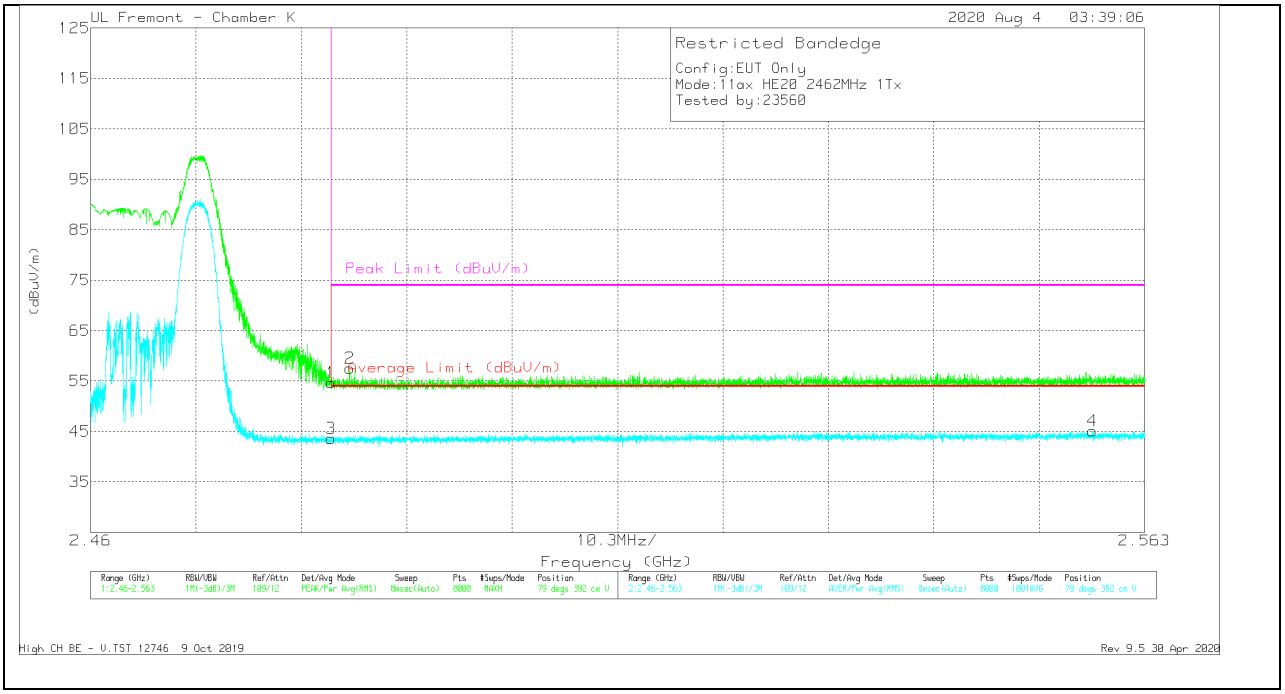

Marker	Frequency (GHz)	Meter Reading (dBuV)	Det	AF EMC4294 (dB/m)	Amp/Cbl/Fltr/Pad (dB)	Corrected Reading (dBuV/m)	Average Limit (dBuV/m)	Margin (dB)	Peak Limit (dBuV/m)	PK Margin (dB)	Azimuth (Degs)	Height (cm)	Polarity
1	* 2.4835	33.36	Pk	32.5	-11.2	54.66	-	-	74	-19.34	79	392	V
2	* 2.48532	36.24	Pk	32.5	-11.2	57.54	-	-	74	-16.46	79	392	V
3	* 2.4835	22.34	RMS	32.5	-11.2	43.64	54	-10.36	-	-	79	392	V
4	2.55794	23.67	RMS	32.5	-11	45.17	54	-8.83	-	-	79	392	V

* - indicates frequency in CFR47 Pt 15 / IC RSS-Restricted Band
Pk - Peak detector
RMS - RMS detection

High CH BE - V.TST 12746 9 Oct 2019
Rev 9.5 30 Apr 2020

UL VERIFICATION SERVICES INC.
47173 Benicia Street, Fremont, CA 94538; USA TEL:(510) 319-4000 FAX:(510) 661-0888
This report shall not be reproduced except in full, without the written approval of UL Verification Services Inc.

BANDEDGE (HIGH CHANNEL, CH 12)

HORIZONTAL RESULT

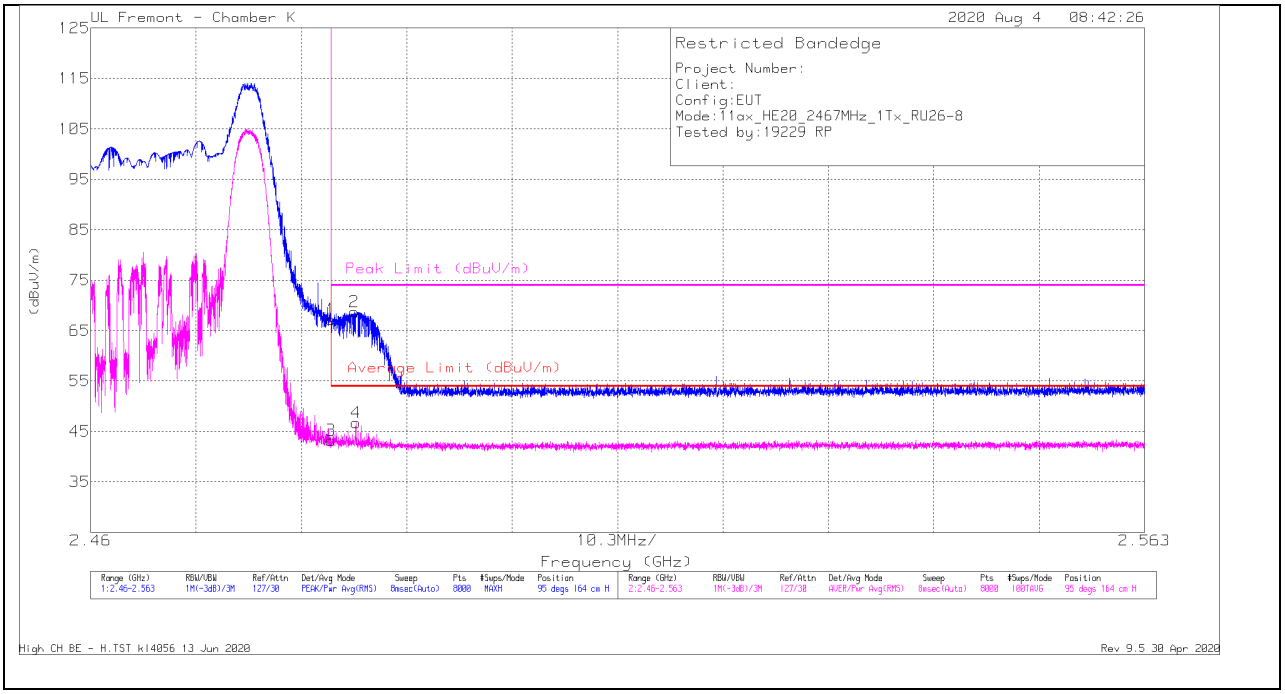

Marker	Frequency (GHz)	Meter Reading (dBuV)	Det	AF EMC4294 (dB/m)	Amp/Cbl/Fltr/Pad (dB)	Corrected Reading (dBuV/m)	Average Limit (dBuV/m)	Margin (dB)	Peak Limit (dBuV/m)	PK Margin (dB)	Azimuth (Degs)	Height (cm)	Polarity
1	* 2.4835	69.33	Pk	32.5	-34.6	67.23	-	-	74	-6.77	95	164	H
2	* 2.48577	70.86	Pk	32.5	-34.6	68.76	-	-	74	-5.24	95	164	H
3	* 2.4835	45.41	RMS	32.5	-34.6	43.31	54	-10.69	-	-	95	164	H
4	* 2.48592	48.87	RMS	32.5	-34.6	46.77	54	-7.23	-	-	95	164	H

* - indicates frequency in CFR47 Pt 15 / IC RSS-Restricted Band
Pk - Peak detector
RMS - RMS detection

High CH BE - H.TST kl4056 13 Jun 2020
Rev 9.5 30 Apr 2020

UL VERIFICATION SERVICES INC.
47173 Benicia Street, Fremont, CA 94538; USA TEL:(510) 319-4000 FAX:(510) 661-0888
This report shall not be reproduced except in full, without the written approval of UL Verification Services Inc.

VERTICAL RESULT

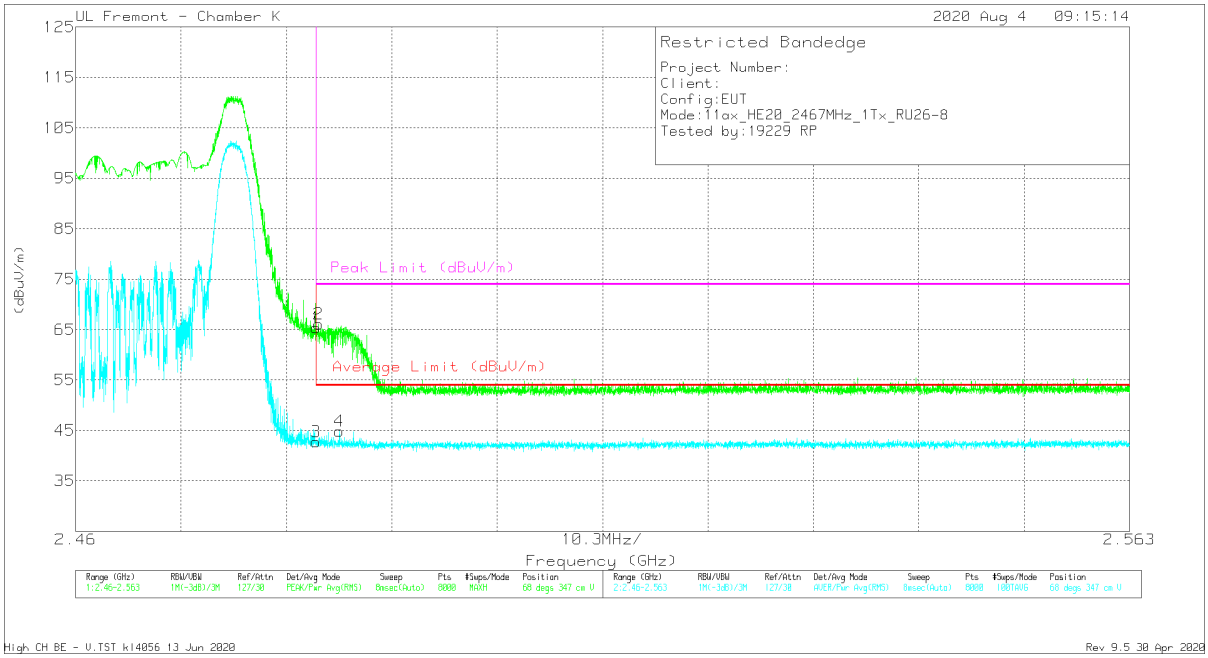

Marker	Frequency (GHz)	Meter Reading (dBuV)	Det	AF EMC4294 (dB/m)	Amp/Cbl/Fltr/Pad (dB)	Corrected Reading (dBuV/m)	Average Limit (dBuV/m)	Margin (dB)	Peak Limit (dBuV/m)	PK Margin (dB)	Azimuth (Degs)	Height (cm)	Polarity
1	* 2.4835	67.43	Pk	32.5	-34.6	65.33	-	-	74	-8.67	68	347	V
2	* 2.48376	68.22	Pk	32.5	-34.6	66.12	-	-	74	-7.88	68	347	V
3	* 2.4835	44.87	RMS	32.5	-34.6	42.77	54	-11.23	-	-	68	347	V
4	* 2.48579	47.02	RMS	32.5	-34.6	44.92	54	-9.08	-	-	68	347	V

* - indicates frequency in CFR47 Pt 15 / IC RSS-Restricted Band
Pk - Peak detector
RMS - RMS detection

High CH BE - V.TST kl4056 13 Jun 2020
Rev 9.5 30 Apr 2020

UL VERIFICATION SERVICES INC.
47173 Benicia Street, Fremont, CA 94538; USA TEL:(510) 319-4000 FAX:(510) 661-0888
This report shall not be reproduced except in full, without the written approval of UL Verification Services Inc.