BANDEDGE (HIGH CHANNEL, CH 13)

HORIZONTAL RESULT

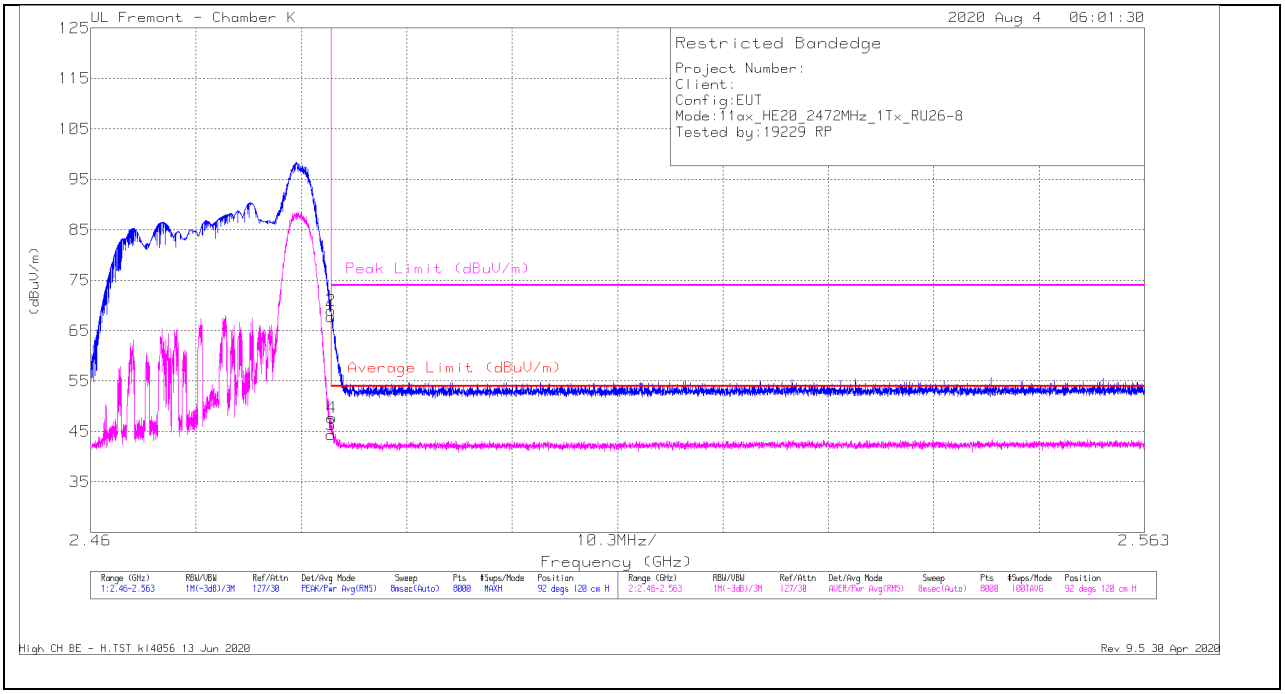

Marker	Frequency (GHz)	Meter Reading (dBuV)	Det	AF EMC4294 (dB/m)	Amp/Cbl/Fltr/Pad (dB)	Corrected Reading (dBuV/m)	Average Limit (dBuV/m)	Margin (dB)	Peak Limit (dBuV/m)	PK Margin (dB)	Azimuth (Degs)	Height (cm)	Polarity
1	* 2.4835	69.88	Pk	32.5	-34.6	67.78	-	-	74	-6.22	92	120	H
2	* 2.48353	71.1	Pk	32.5	-34.6	69	-	-	74	-5	92	120	H
3	* 2.4835	46.49	RMS	32.5	-34.6	44.39	54	-9.61	-	-	92	120	H
4	* 2.48355	49.79	RMS	32.5	-34.6	47.69	54	-6.31	-	-	92	120	H

* - indicates frequency in CFR47 Pt 15 / IC RSS-Restricted Band
Pk - Peak detector
RMS - RMS detection

High CH BE - H.TST kl4056 13 Jun 2020
Rev 9.5 30 Apr 2020

UL VERIFICATION SERVICES INC.
47173 Benicia Street, Fremont, CA 94538; USA TEL:(510) 319-4000 FAX:(510) 661-0888
This report shall not be reproduced except in full, without the written approval of UL Verification Services Inc.

VERTICAL RESULT

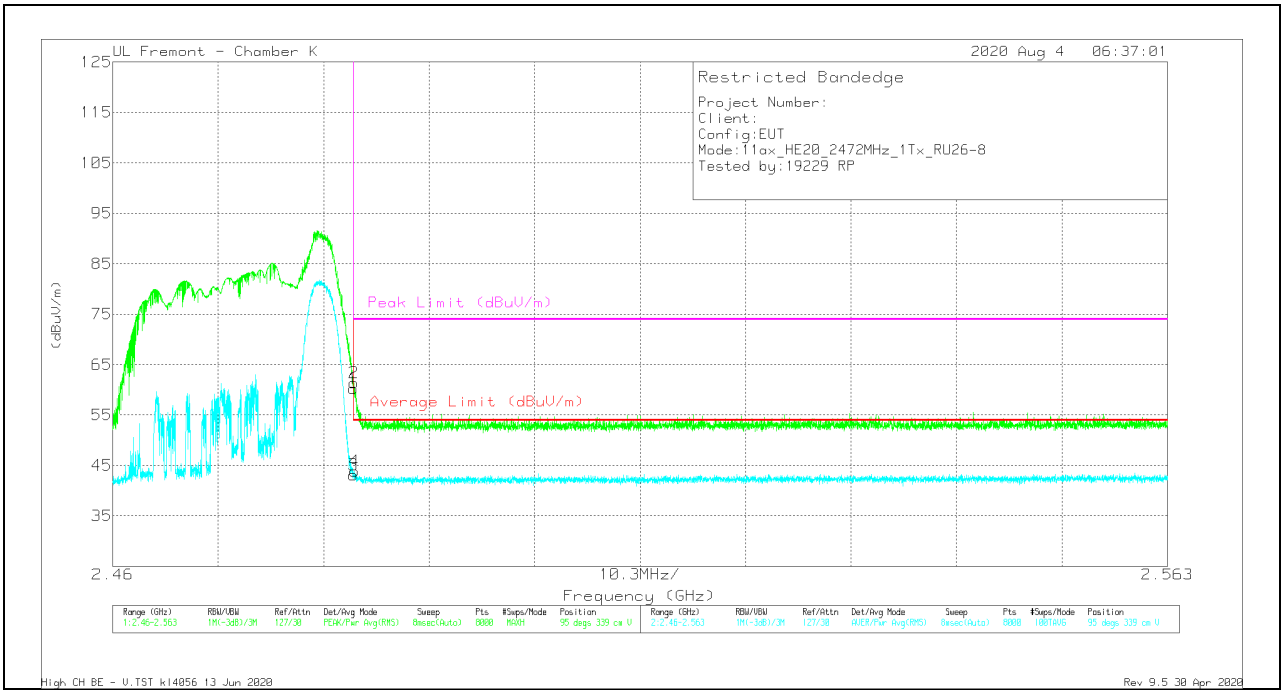

Marker	Frequency (GHz)	Meter Reading (dBuV)	Det	AF EMC4294 (dB/m)	Amp/Cbl/Fltr/Pad (dB)	Corrected Reading (dBuV/m)	Average Limit (dBuV/m)	Margin (dB)	Peak Limit (dBuV/m)	PK Margin (dB)	Azimuth (Degs)	Height (cm)	Polarity
1	* 2.4835	62.35	Pk	32.5	-34.6	60.25	-	-	74	-13.75	95	339	V
2	* 2.48355	63.53	Pk	32.5	-34.6	61.43	-	-	74	-12.57	95	339	V
3	* 2.4835	45.24	RMS	32.5	-34.6	43.14	54	-10.86	-	-	95	339	V
4	* 2.48362	45.94	RMS	32.5	-34.6	43.84	54	-10.16	-	-	95	339	V

* - indicates frequency in CFR47 Pt 15 / IC RSS-Restricted Band
Pk - Peak detector
RMS - RMS detection

High CH BE - V.TST kl4056 13 Jun 2020
Rev 9.5 30 Apr 2020

UL VERIFICATION SERVICES INC.
47173 Benicia Street, Fremont, CA 94538; USA TEL:(510) 319-4000 FAX:(510) 661-0888
This report shall not be reproduced except in full, without the written approval of UL Verification Services Inc.

1TX ANT 4 MODE: 242-Tones, RU Index 61

BANDEDGE (LOW CHANNEL, CH 1)

HORIZONTAL RESULT

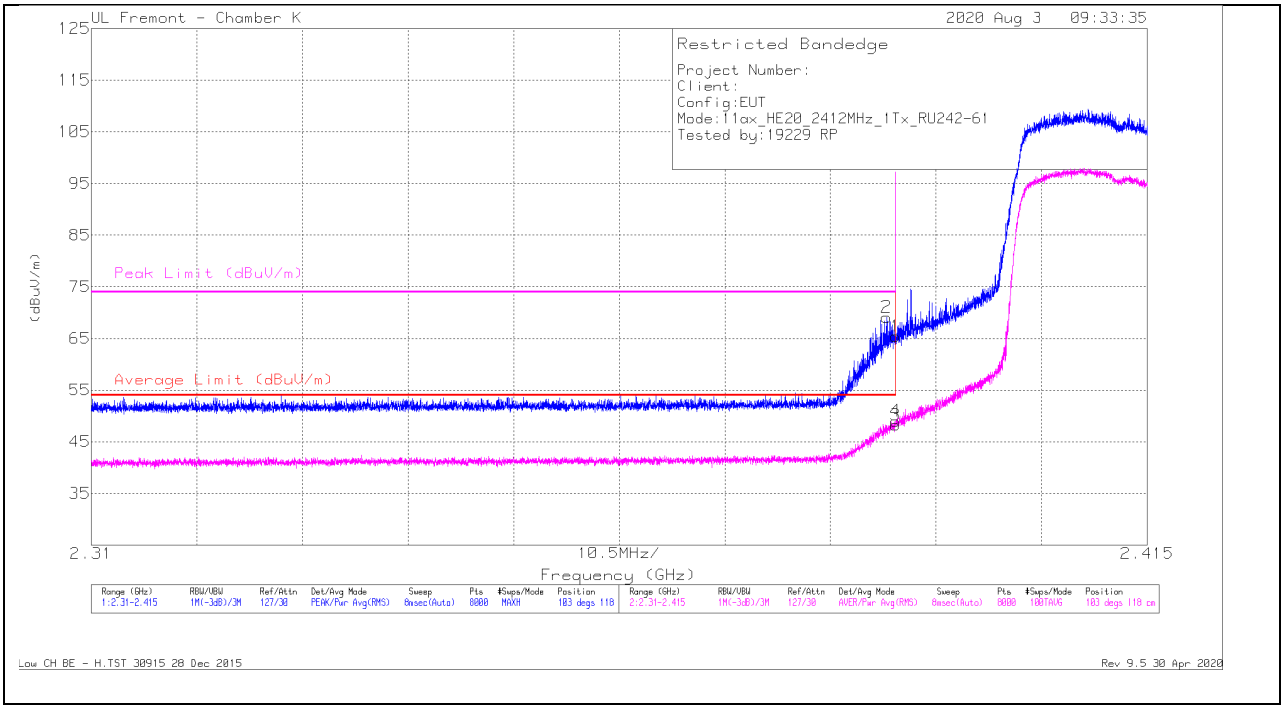

Marker	Frequency (GHz)	Meter Reading (dBuV)	Det	AF EMC4294 (dB/m)	Amp/Cbl/Fltr/Pad (dB)	Corrected Reading (dBuV/m)	Average Limit (dBuV/m)	Margin (dB)	Peak Limit (dBuV/m)	PK Margin (dB)	Azimuth (Degs)	Height (cm)	Polarity
1	* 2.39	68.51	Pk	31.9	-35	65.41	-	-	74	-8.59	103	118	H
2	* 2.38908	72.22	Pk	31.9	-35	69.12	-	-	74	-4.88	103	118	H
3	* 2.39	51.34	RMS	31.9	-35	48.24	54	-5.76	-	-	103	118	H
4	* 2.38996	52.09	RMS	31.9	-35	48.99	54	-5.01	-	-	103	118	H

* - indicates frequency in CFR47 Pt 15 / IC RSS-Restricted Band
Pk - Peak detector
RMS - RMS detection

Low CH BE - H.TST 30915 28 Dec 2015
Rev 9.5 30 Apr 2020

UL VERIFICATION SERVICES INC.
47173 Benicia Street, Fremont, CA 94538; USA TEL:(510) 319-4000 FAX:(510) 661-0888
This report shall not be reproduced except in full, without the written approval of UL Verification Services Inc.

VERTICAL RESULT

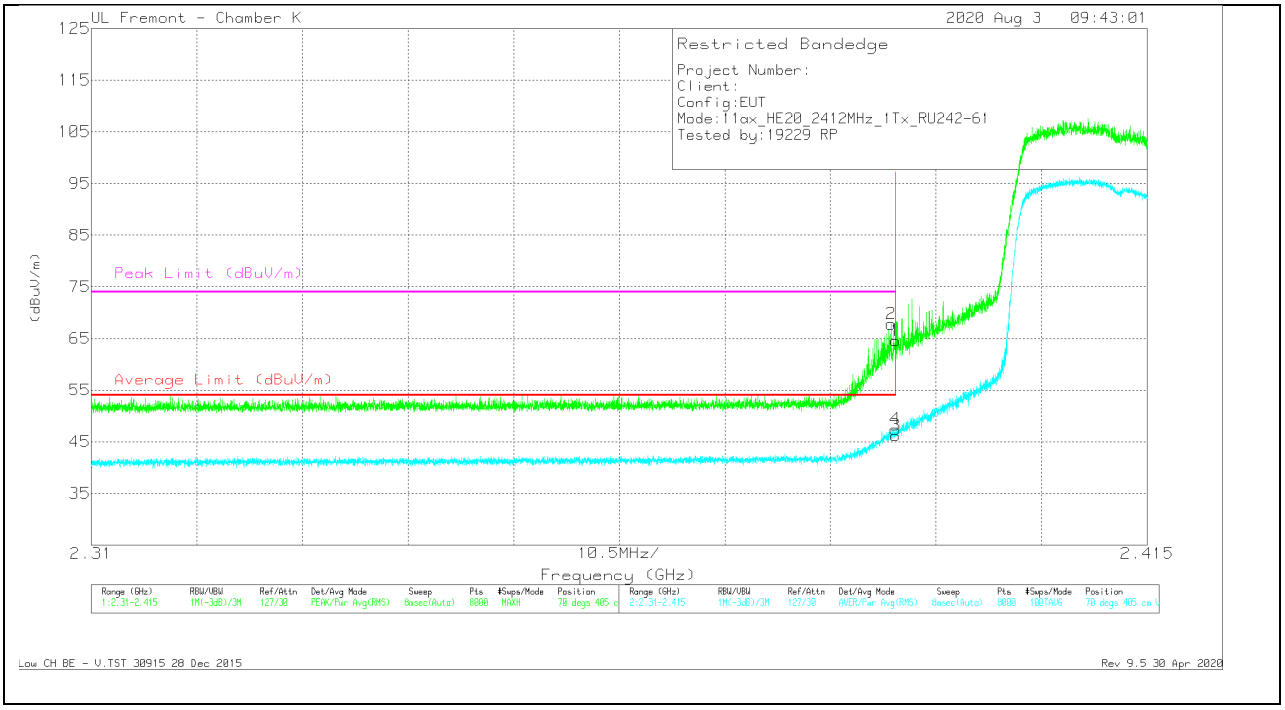

Marker	Frequency (GHz)	Meter Reading (dBuV)	Det	AF EMC4294 (dB/m)	Amp/Cbl/Fltr/Pad (dB)	Corrected Reading (dBuV/m)	Average Limit (dBuV/m)	Margin (dB)	Peak Limit (dBuV/m)	PK Margin (dB)	Azimuth (Degs)	Height (cm)	Polarity
1	* 2.39	67.7	Pk	31.9	-35	64.6	-	-	74	-9.4	70	405	V
2	* 2.38952	70.91	Pk	31.9	-35	67.81	-	-	74	-6.19	70	405	V
3	* 2.39	49.33	RMS	31.9	-35	46.23	54	-7.77	-	-	70	405	V
4	* 2.38994	50.51	RMS	31.9	-35	47.41	54	-6.59	-	-	70	405	V

* - indicates frequency in CFR47 Pt 15 / IC RSS-Restricted Band
Pk - Peak detector
RMS - RMS detection

Low CH BE - V.TST 30915 28 Dec 2015
Rev 9.5 30 Apr 2020

UL VERIFICATION SERVICES INC.
47173 Benicia Street, Fremont, CA 94538; USA TEL:(510) 319-4000 FAX:(510) 661-0888
This report shall not be reproduced except in full, without the written approval of UL Verification Services Inc.

BANDEDGE (LOW CHANNEL, CH 2)

HORIZONTAL RESULT

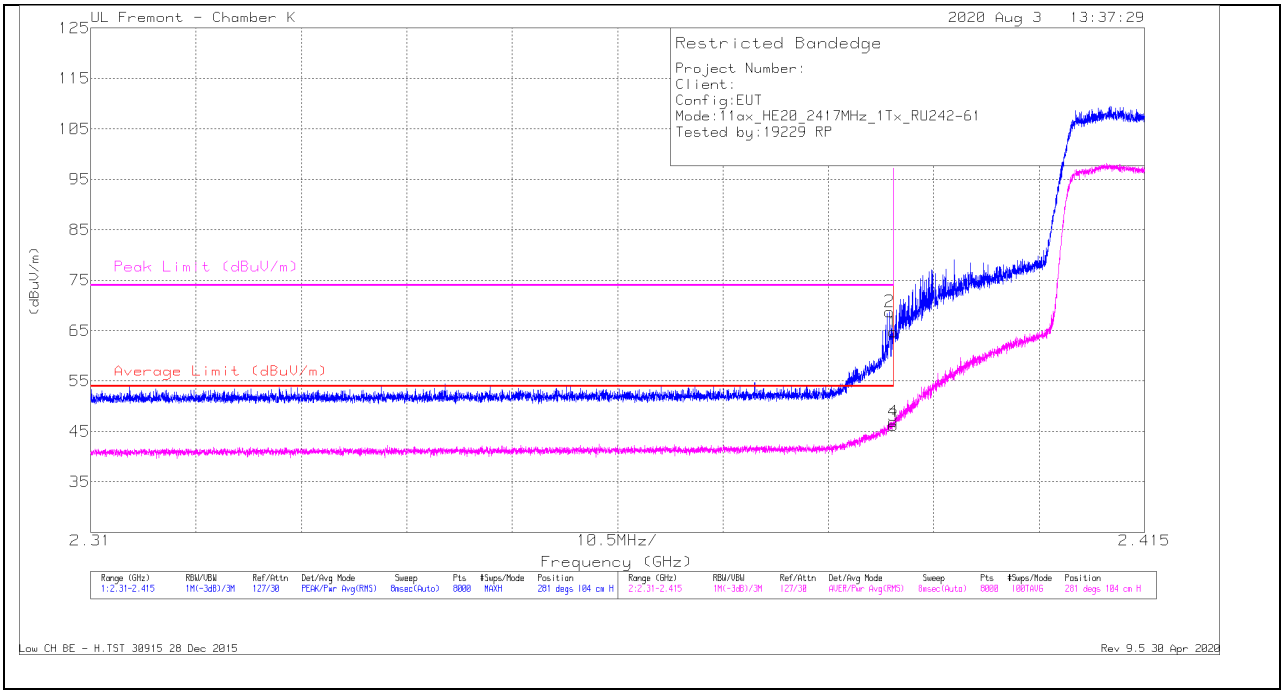

Marker	Frequency (GHz)	Meter Reading (dBuV)	Det	AF EMC4294 (dB/m)	Amp/Cbl/Fltr/Pad (dB)	Corrected Reading (dBuV/m)	Average Limit (dBuV/m)	Margin (dB)	Peak Limit (dBuV/m)	PK Margin (dB)	Azimuth (Degs)	Height (cm)	Polarity
1	* 2.39	67.84	Pk	31.9	-35	64.74	-	-	74	-9.26	281	104	H
2	* 2.38963	71.89	Pk	31.9	-35	68.79	-	-	74	-5.21	281	104	H
3	* 2.39	49.38	RMS	31.9	-35	46.28	54	-7.72	-	-	281	104	H
4	* 2.38998	50.09	RMS	31.9	-35	46.99	54	-7.01	-	-	281	104	H

* - indicates frequency in CFR47 Pt 15 / IC RSS-Restricted Band
Pk - Peak detector
RMS - RMS detection

Low CH BE - H.TST 30915 28 Dec 2015
Rev 9.5 30 Apr 2020

UL VERIFICATION SERVICES INC.
47173 Benicia Street, Fremont, CA 94538; USA TEL:(510) 319-4000 FAX:(510) 661-0888
This report shall not be reproduced except in full, without the written approval of UL Verification Services Inc.

VERTICAL RESULT

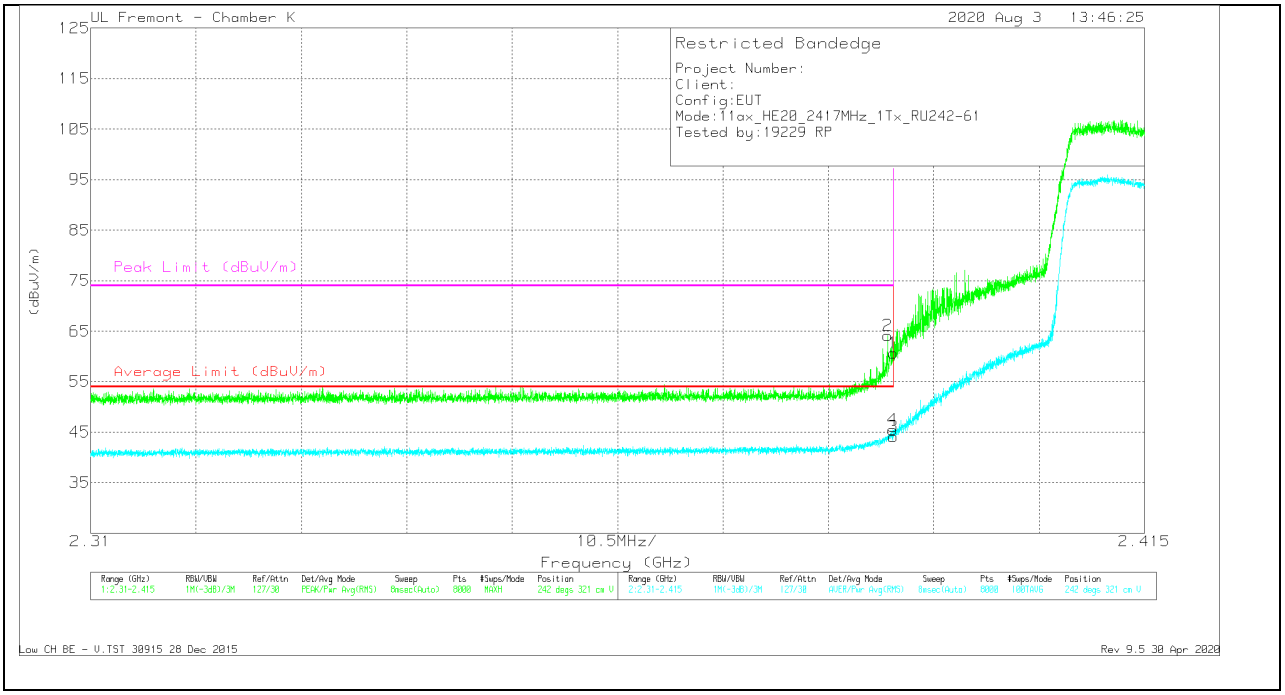

Marker	Frequency (GHz)	Meter Reading (dBuV)	Det	AF EMC4294 (dB/m)	Amp/Cbl/Fltr/Pad (dB)	Corrected Reading (dBuV/m)	Average Limit (dBuV/m)	Margin (dB)	Peak Limit (dBuV/m)	PK Margin (dB)	Azimuth (Degs)	Height (cm)	Polarity
1	* 2.39	63.77	Pk	31.9	-35	60.67	-	-	74	-13.33	242	321	V
2	* 2.38939	67.23	Pk	31.9	-35	64.13	-	-	74	-9.87	242	321	V
3	* 2.39	47.21	RMS	31.9	-35	44.11	54	-9.89	-	-	242	321	V
4	* 2.38992	48.62	RMS	31.9	-35	45.52	54	-8.48	-	-	242	321	V

* - indicates frequency in CFR47 Pt 15 / IC RSS-Restricted Band
Pk - Peak detector
RMS - RMS detection

Low CH BE - V.TST 30915 28 Dec 2015
Rev 9.5 30 Apr 2020

UL VERIFICATION SERVICES INC.
47173 Benicia Street, Fremont, CA 94538; USA TEL:(510) 319-4000 FAX:(510) 661-0888
This report shall not be reproduced except in full, without the written approval of UL Verification Services Inc.

BANDEDGE (LOW CHANNEL, CH 3)

HORIZONTAL RESULT

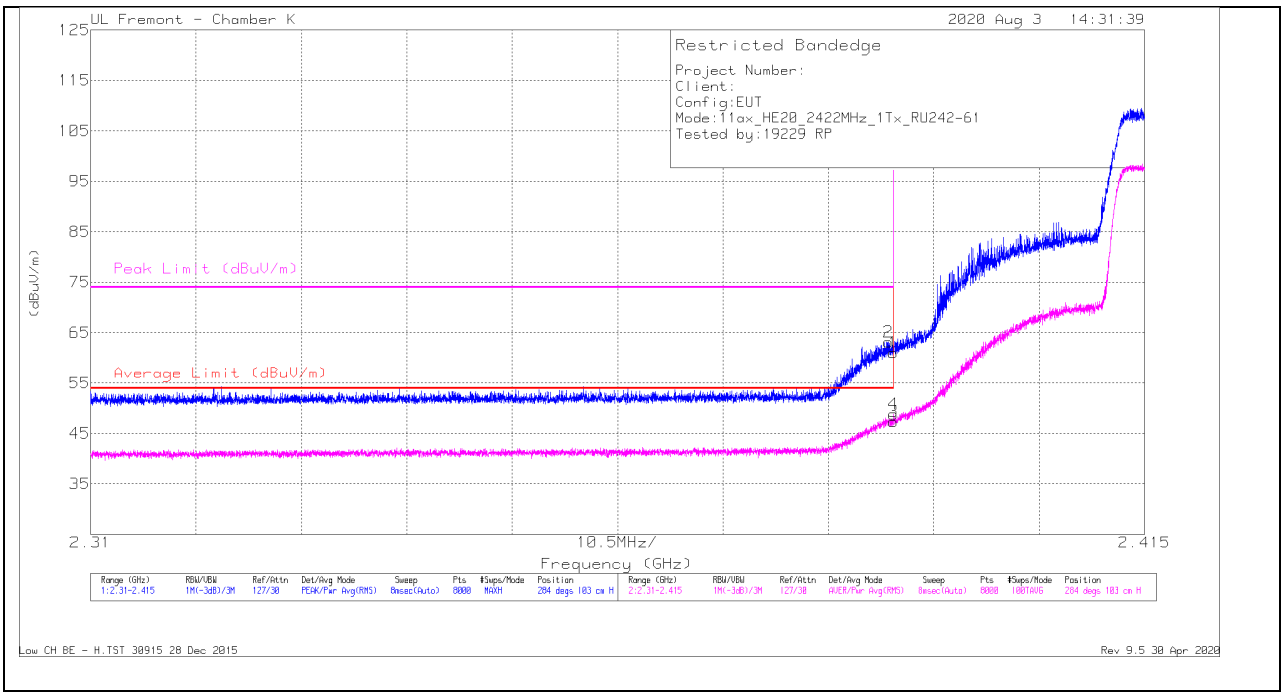

Marker	Frequency (GHz)	Meter Reading (dBuV)	Det	AF EMC4294 (dB/m)	Amp/Cbl/Fltr/Pad (dB)	Corrected Reading (dBuV/m)	Average Limit (dBuV/m)	Margin (dB)	Peak Limit (dBuV/m)	PK Margin (dB)	Azimuth (Degs)	Height (cm)	Polarity
1	* 2.39	64.1	Pk	31.9	-35	61	-	-	74	-13	284	103	H
2	* 2.38946	66.19	Pk	31.9	-35	63.09	-	-	74	-10.91	284	103	H
3	* 2.39	50.51	RMS	31.9	-35	47.41	54	-6.59	-	-	284	103	H
4	* 2.38998	51.96	RMS	31.9	-35	48.86	54	-5.14	-	-	284	103	H

* - indicates frequency in CFR47 Pt 15 / IC RSS-Restricted Band
Pk - Peak detector
RMS - RMS detection

Low CH BE - H.TST 30915 28 Dec 2015
Rev 9.5 30 Apr 2020

UL VERIFICATION SERVICES INC.
47173 Benicia Street, Fremont, CA 94538; USA TEL:(510) 319-4000 FAX:(510) 661-0888
This report shall not be reproduced except in full, without the written approval of UL Verification Services Inc.

VERTICAL RESULT

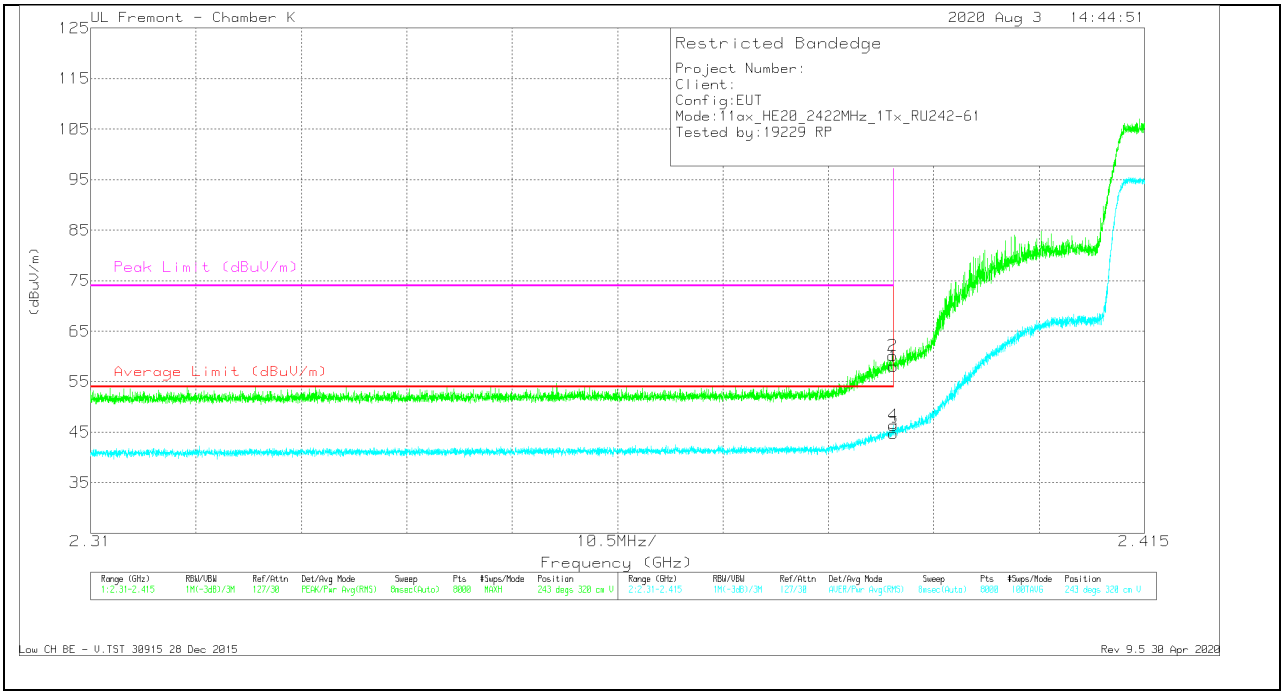

Marker	Frequency (GHz)	Meter Reading (dBuV)	Det	AF EMC4294 (dB/m)	Amp/Cbl/Fltr/Pad (dB)	Corrected Reading (dBuV/m)	Average Limit (dBuV/m)	Margin (dB)	Peak Limit (dBuV/m)	PK Margin (dB)	Azimuth (Degs)	Height (cm)	Polarity
1	* 2.39	61.15	Pk	31.9	-35	58.05	-	-	74	-15.95	243	320	V
2	* 2.3899	63.21	Pk	31.9	-35	60.11	-	-	74	-13.89	243	320	V
3	* 2.39	47.82	RMS	31.9	-35	44.72	54	-9.28	-	-	243	320	V
4	* 2.38997	49.41	RMS	31.9	-35	46.31	54	-7.69	-	-	243	320	V

* - indicates frequency in CFR47 Pt 15 / IC RSS-Restricted Band
Pk - Peak detector
RMS - RMS detection

Low CH BE - V.TST 30915 28 Dec 2015
Rev 9.5 30 Apr 2020

UL VERIFICATION SERVICES INC.
47173 Benicia Street, Fremont, CA 94538; USA TEL:(510) 319-4000 FAX:(510) 661-0888
This report shall not be reproduced except in full, without the written approval of UL Verification Services Inc.

BANDEDGE (HIGH CHANNEL, CH 9)

HORIZONTAL RESULT

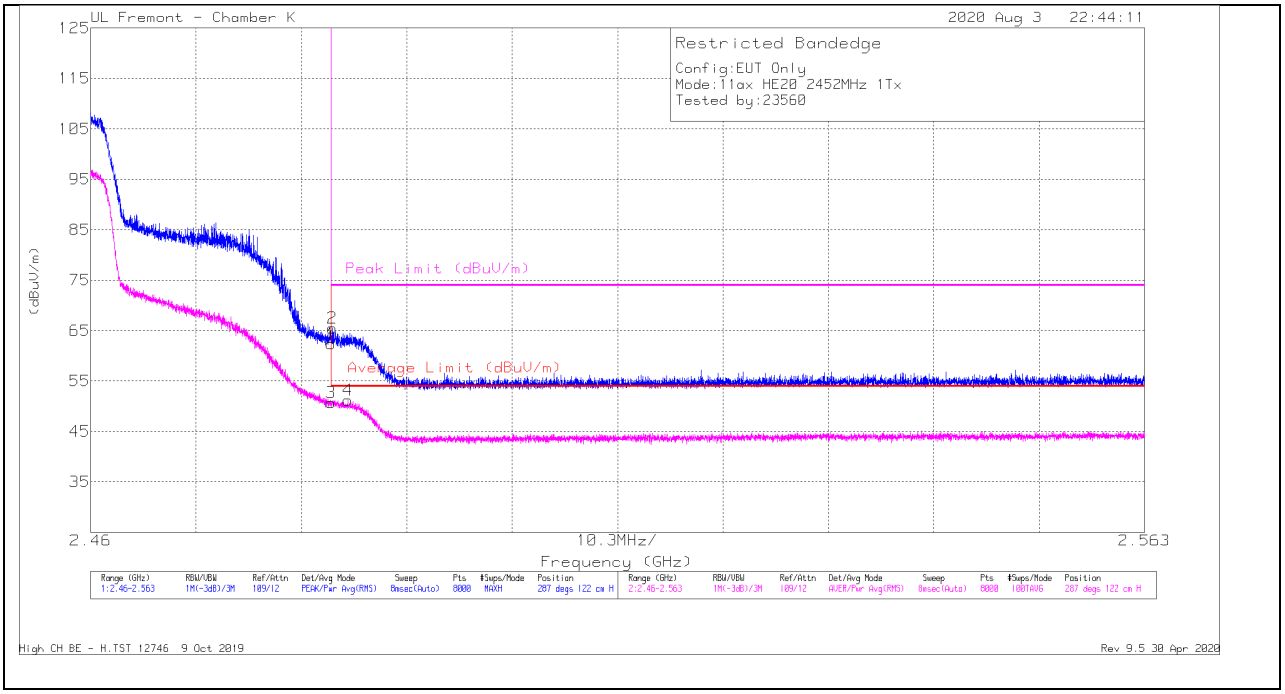

Marker	Frequency (GHz)	Meter Reading (dBuV)	Det	AF EMC4294 (dB/m)	Amp/Cbl/Fltr/Pad (dB)	Corrected Reading (dBuV/m)	Average Limit (dBuV/m)	Margin (dB)	Peak Limit (dBuV/m)	PK Margin (dB)	Azimuth (Degs)	Height (cm)	Polarity
1	* 2.4835	41.09	Pk	32.5	-11.2	62.39	-	-	74	-11.61	287	122	H
2	* 2.48362	44.16	Pk	32.5	-11.2	65.46	-	-	74	-8.54	287	122	H
3	* 2.4835	29.42	RMS	32.5	-11.2	50.72	54	-3.28	-	-	287	122	H
4	* 2.48515	29.89	RMS	32.5	-11.2	51.19	54	-2.81	-	-	287	122	H

* - indicates frequency in CFR47 Pt 15 / IC RSS-Restricted Band
Pk - Peak detector
RMS - RMS detection

High CH BE - H.TST 12746 9 Oct 2019
Rev 9.5 30 Apr 2020

UL VERIFICATION SERVICES INC.
47173 Benicia Street, Fremont, CA 94538; USA TEL:(510) 319-4000 FAX:(510) 661-0888
This report shall not be reproduced except in full, without the written approval of UL Verification Services Inc.

VERTICAL RESULT

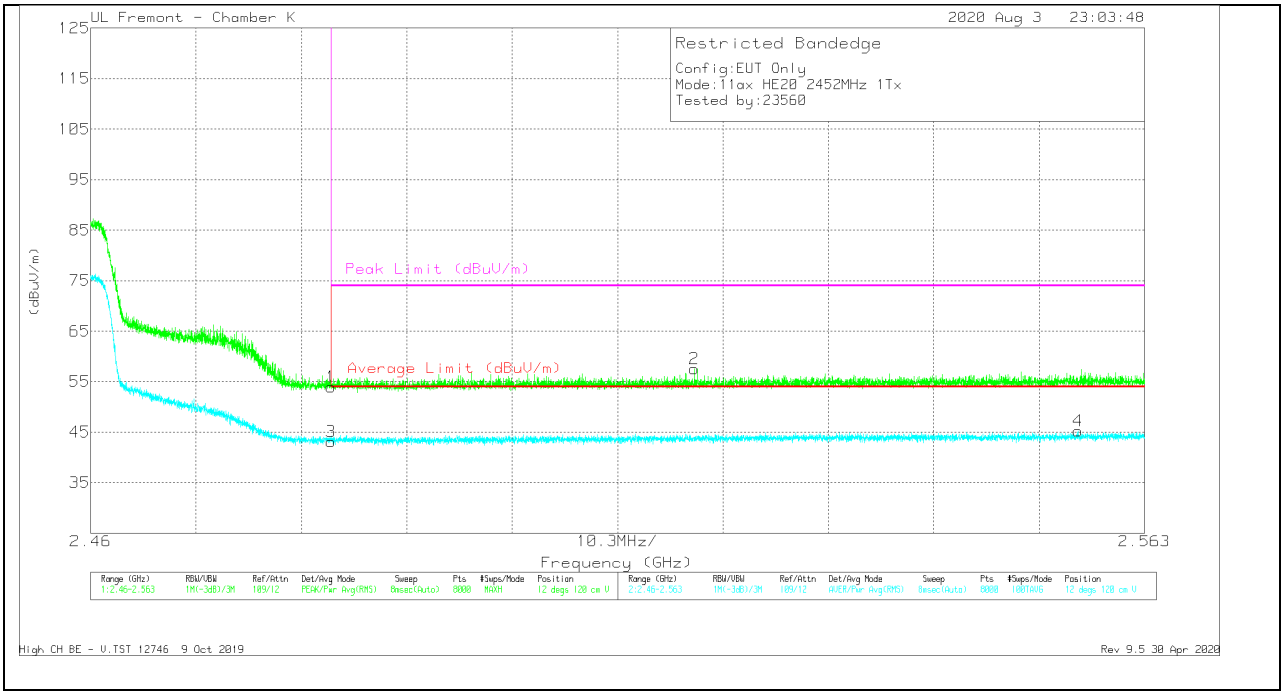

Marker	Frequency (GHz)	Meter Reading (dBuV)	Det	AF EMC4294 (dB/m)	Amp/Cbl/Fltr/Pad (dB)	Corrected Reading (dBuV/m)	Average Limit (dBuV/m)	Margin (dB)	Peak Limit (dBuV/m)	PK Margin (dB)	Azimuth (Degs)	Height (cm)	Polarity
1	* 2.4835	32.6	Pk	32.5	-11.2	53.9	-	-	74	-20.1	12	120	V
2	2.51899	36.35	Pk	32.4	-11.2	57.55	-	-	74	-16.45	12	120	V
3	* 2.4835	21.88	RMS	32.5	-11.2	43.18	54	-10.82	-	-	12	120	V
4	2.55654	23.84	RMS	32.4	-11	45.24	54	-8.76	-	-	12	120	V

* - indicates frequency in CFR47 Pt 15 / IC RSS-Restricted Band
Pk - Peak detector
RMS - RMS detection

High CH BE - V.TST 12746 9 Oct 2019
Rev 9.5 30 Apr 2020

UL VERIFICATION SERVICES INC.
47173 Benicia Street, Fremont, CA 94538; USA TEL:(510) 319-4000 FAX:(510) 661-0888
This report shall not be reproduced except in full, without the written approval of UL Verification Services Inc.

BANDEDGE (HIGH CHANNEL, CH 10)

HORIZONTAL RESULT

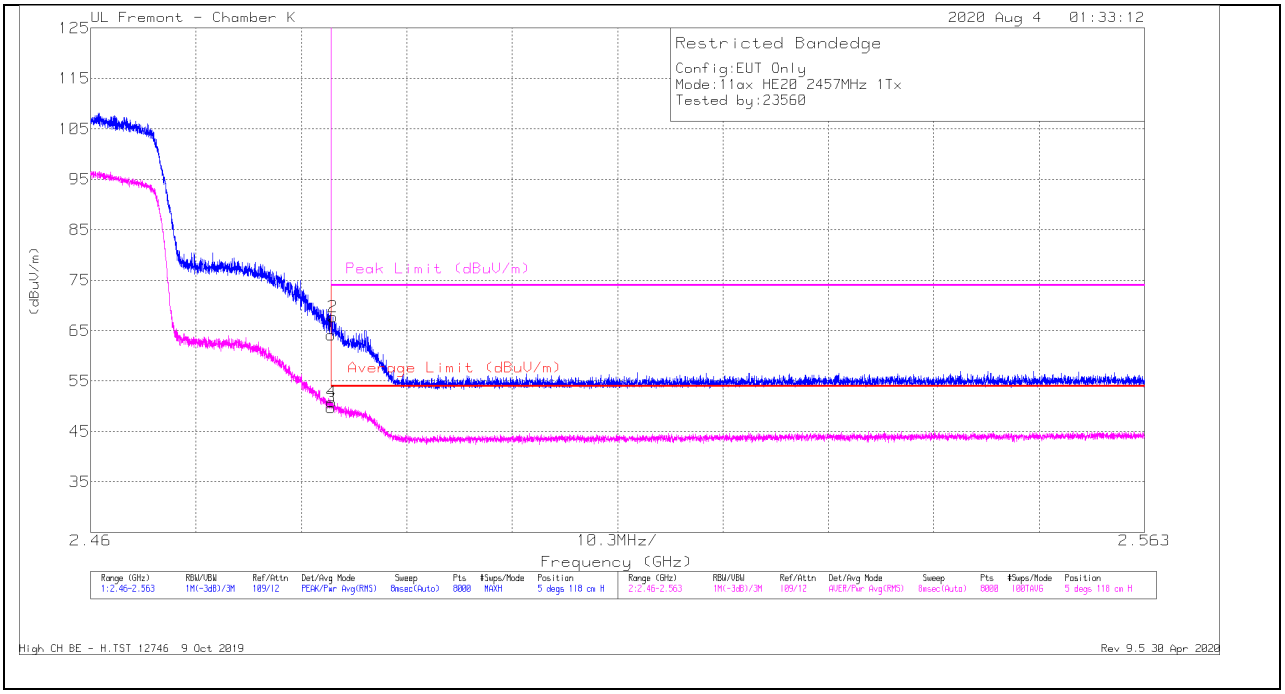

Marker	Frequency (GHz)	Meter Reading (dBuV)	Det	AF EMC4294 (dB/m)	Amp/Cbl/Fltr/Pad (dB)	Corrected Reading (dBuV/m)	Average Limit (dBuV/m)	Margin (dB)	Peak Limit (dBuV/m)	PK Margin (dB)	Azimuth (Degs)	Height (cm)	Polarity
1	* 2.4835	42.8	Pk	32.5	-11.2	64.1	-	-	74	-9.9	5	118	H
2	* 2.48369	46.39	Pk	32.5	-11.2	67.69	-	-	74	-6.31	5	118	H
3	* 2.4835	28.36	RMS	32.5	-11.2	49.66	54	-4.34	-	-	5	118	H
4	* 2.48356	29.55	RMS	32.5	-11.2	50.85	54	-3.15	-	-	5	118	H

* - indicates frequency in CFR47 Pt 15 / IC RSS-Restricted Band
Pk - Peak detector
RMS - RMS detection

High CH BE - H.TST 12746 9 Oct 2019
Rev 9.5 30 Apr 2020

UL VERIFICATION SERVICES INC.
47173 Benicia Street, Fremont, CA 94538; USA TEL:(510) 319-4000 FAX:(510) 661-0888
This report shall not be reproduced except in full, without the written approval of UL Verification Services Inc.

VERTICAL RESULT

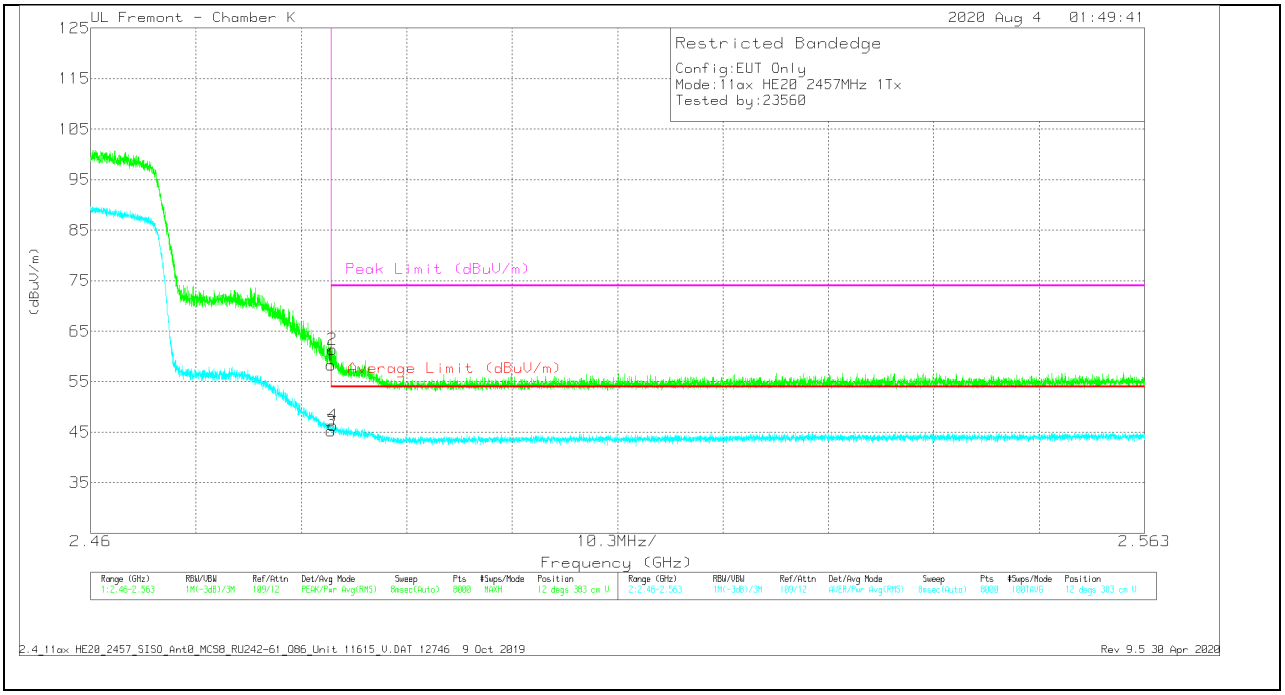

Marker	Frequency (GHz)	Meter Reading (dBuV)	Det	AF EMC4294 (dB/m)	Amp/Cbl/Fltr/Pad (dB)	Corrected Reading (dBuV/m)	Average Limit (dBuV/m)	Margin (dB)	Peak Limit (dBuV/m)	PK Margin (dB)	Azimuth (Degs)	Height (cm)	Polarity
1	* 2.4835	36.98	Pk	32.5	-11.2	58.28	-	-	74	-15.72	12	383	V
2	* 2.4836	40.14	Pk	32.5	-11.2	61.44	-	-	74	-12.56	12	383	V
3	* 2.4835	23.93	RMS	32.5	-11.2	45.23	54	-8.77	-	-	12	383	V
4	* 2.48366	25.1	RMS	32.5	-11.2	46.4	54	-7.6	-	-	12	383	V

* - indicates frequency in CFR47 Pt 15 / IC RSS-Restricted Band
Pk - Peak detector
RMS - RMS detection

2.4_11ax HE20_2457_SISO_Ant0_MCS8_RU242-61_Q86_Unit 11615_V.DAT 12746 9 Oct 2019
Rev 9.5 30 Apr 2020

UL VERIFICATION SERVICES INC.
47173 Benicia Street, Fremont, CA 94538; USA TEL:(510) 319-4000 FAX:(510) 661-0888
This report shall not be reproduced except in full, without the written approval of UL Verification Services Inc.

BANDEDGE (HIGH CHANNEL, CH 11)

HORIZONTAL RESULT

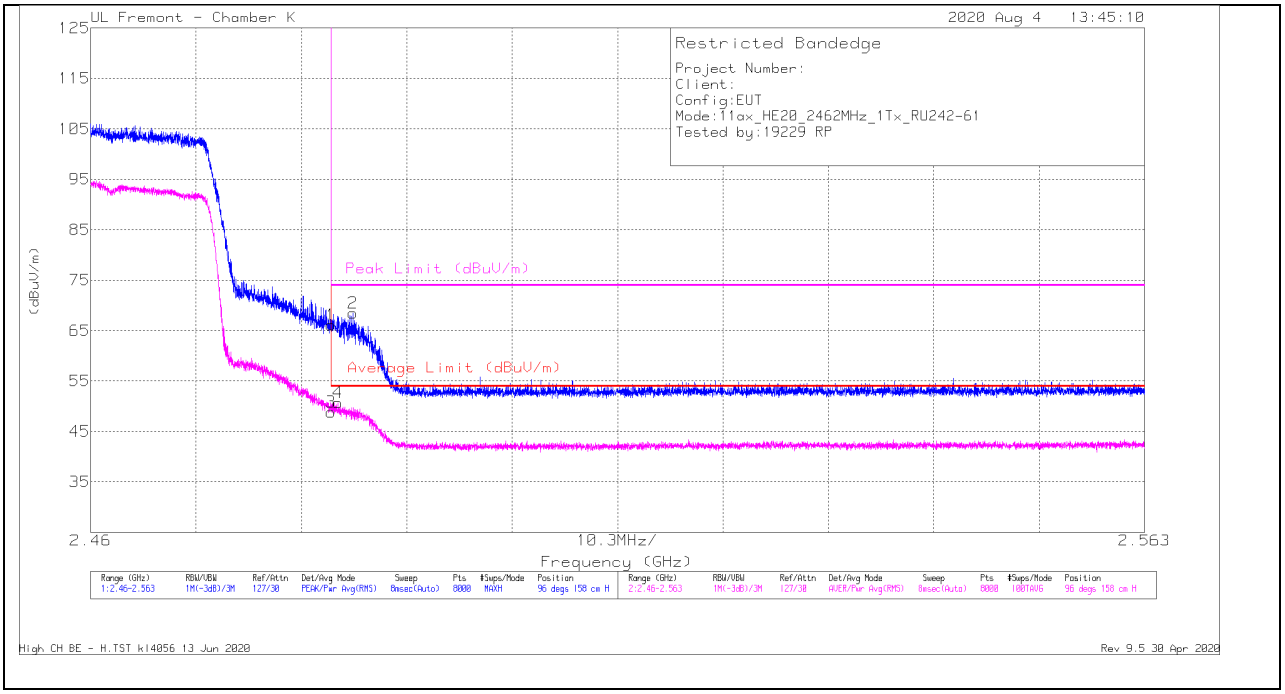

Marker	Frequency (GHz)	Meter Reading (dBuV)	Det	AF EMC4294 (dB/m)	Amp/Cbl/Fltr/Pad (dB)	Corrected Reading (dBuV/m)	Average Limit (dBuV/m)	Margin (dB)	Peak Limit (dBuV/m)	PK Margin (dB)	Azimuth (Degs)	Height (cm)	Polarity
1	* 2.4835	68.2	Pk	32.5	-34.6	66.1	-	-	74	-7.9	96	158	H
2	* 2.48561	70.54	Pk	32.5	-34.6	68.44	-	-	74	-5.56	96	158	H
3	* 2.4835	50.96	RMS	32.5	-34.6	48.86	54	-5.14	-	-	96	158	H
4	* 2.48416	52.84	RMS	32.5	-34.6	50.74	54	-3.26	-	-	96	158	H

* - indicates frequency in CFR47 Pt 15 / IC RSS-Restricted Band
Pk - Peak detector
RMS - RMS detection

High CH BE - H.TST kl4056 13 Jun 2020
Rev 9.5 30 Apr 2020

UL VERIFICATION SERVICES INC.
47173 Benicia Street, Fremont, CA 94538; USA TEL:(510) 319-4000 FAX:(510) 661-0888
This report shall not be reproduced except in full, without the written approval of UL Verification Services Inc.

VERTICAL RESULT

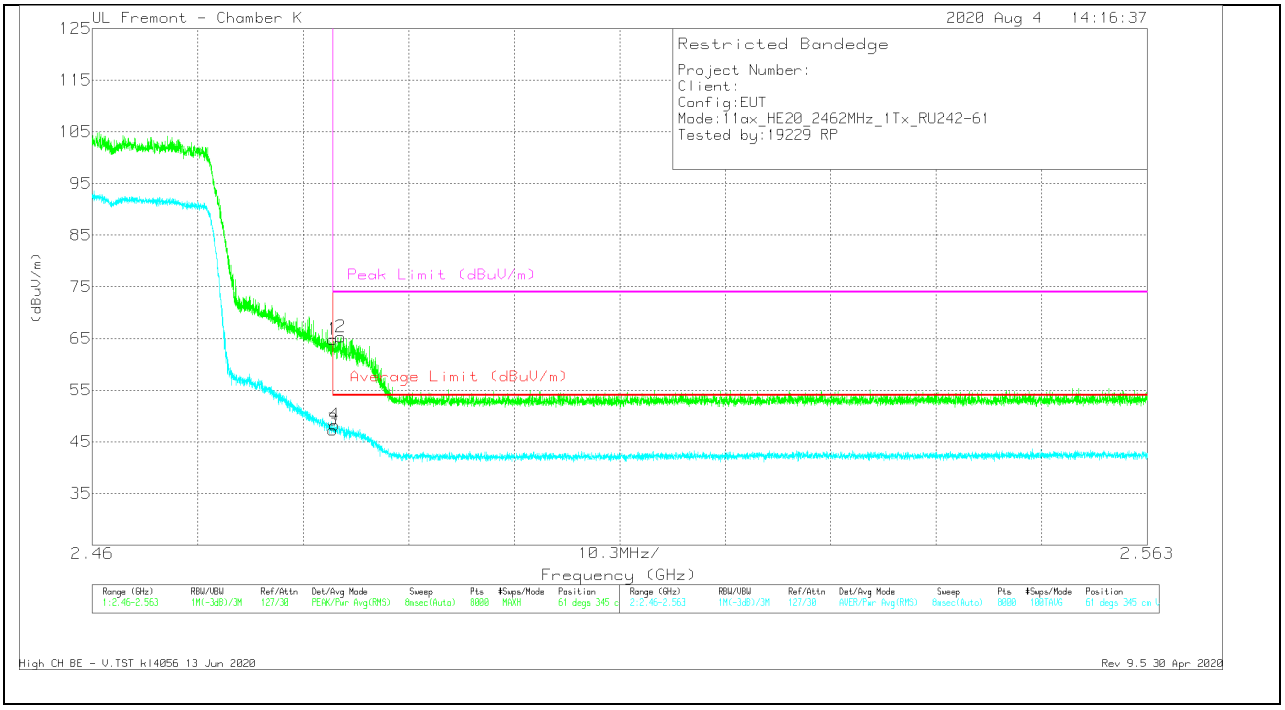

Marker	Frequency (GHz)	Meter Reading (dBuV)	Det	AF EMC4294 (dB/m)	Amp/Cbl/Fltr/Pad (dB)	Corrected Reading (dBuV/m)	Average Limit (dBuV/m)	Margin (dB)	Peak Limit (dBuV/m)	PK Margin (dB)	Azimuth (Degs)	Height (cm)	Polarity
1	* 2.4835	66.93	Pk	32.5	-34.6	64.83	-	-	74	-9.17	61	345	V
2	* 2.48426	67.43	Pk	32.5	-34.6	65.33	-	-	74	-8.67	61	345	V
3	* 2.4835	49.4	RMS	32.5	-34.6	47.3	54	-6.7	-	-	61	345	V
4	* 2.48368	50.38	RMS	32.5	-34.6	48.28	54	-5.72	-	-	61	345	V

* - indicates frequency in CFR47 Pt 15 / IC RSS-Restricted Band
Pk - Peak detector
RMS - RMS detection

High CH BE - V.TST kl4056 13 Jun 2020
Rev 9.5 30 Apr 2020

UL VERIFICATION SERVICES INC.
47173 Benicia Street, Fremont, CA 94538; USA TEL:(510) 319-4000 FAX:(510) 661-0888
This report shall not be reproduced except in full, without the written approval of UL Verification Services Inc.

BANDEDGE (HIGH CHANNEL, CH 12)

HORIZONTAL RESULT

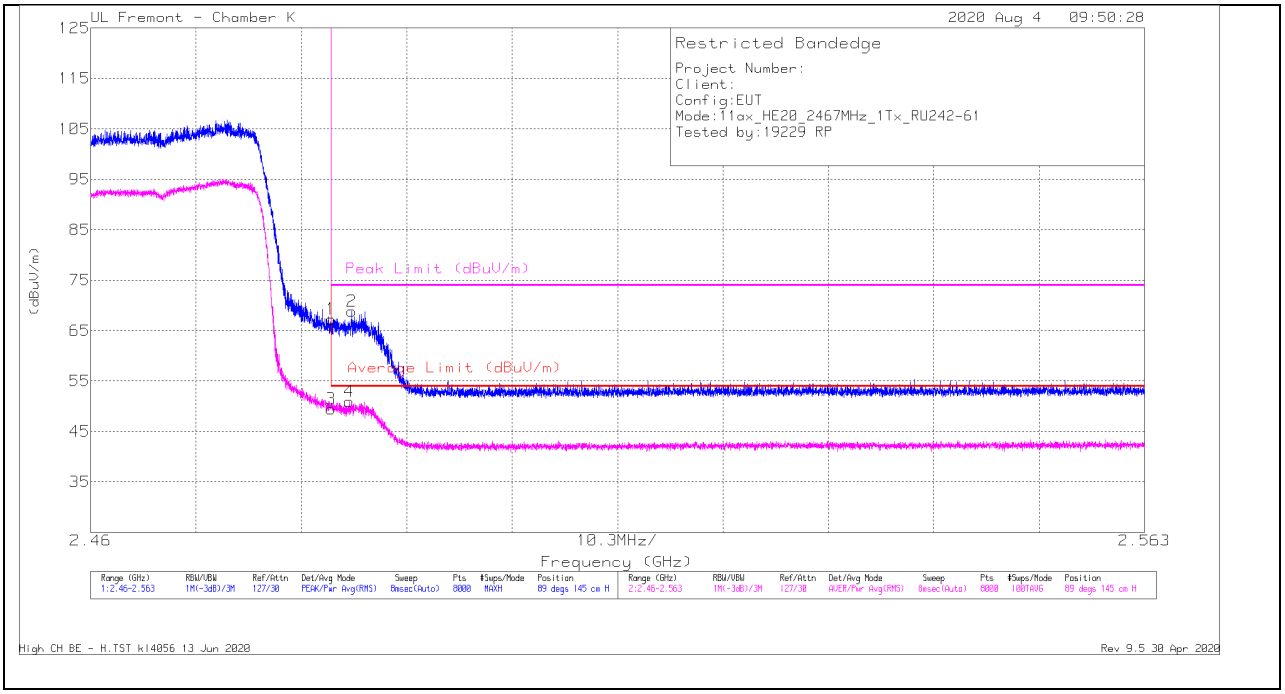

Marker	Frequency (GHz)	Meter Reading (dBuV)	Det	AF EMC4294 (dB/m)	Amp/Cbl/Fltr/Pad (dB)	Corrected Reading (dBuV/m)	Average Limit (dBuV/m)	Margin (dB)	Peak Limit (dBuV/m)	PK Margin (dB)	Azimuth (Degs)	Height (cm)	Polarity
1	* 2.4835	69.4	Pk	32.5	-34.6	67.3	-	-	74	-6.7	89	145	H
2	* 2.48552	70.98	Pk	32.5	-34.6	68.88	-	-	74	-5.12	89	145	H
3	* 2.4835	51.58	RMS	32.5	-34.6	49.48	54	-4.52	-	-	89	145	H
4	* 2.4853	53.05	RMS	32.5	-34.6	50.95	54	-3.05	-	-	89	145	H

* - indicates frequency in CFR47 Pt 15 / IC RSS-Restricted Band
Pk - Peak detector
RMS - RMS detection

High CH BE - H.TST kl4056 13 Jun 2020
Rev 9.5 30 Apr 2020

UL VERIFICATION SERVICES INC.
47173 Benicia Street, Fremont, CA 94538; USA TEL:(510) 319-4000 FAX:(510) 661-0888
This report shall not be reproduced except in full, without the written approval of UL Verification Services Inc.

VERTICAL RESULT

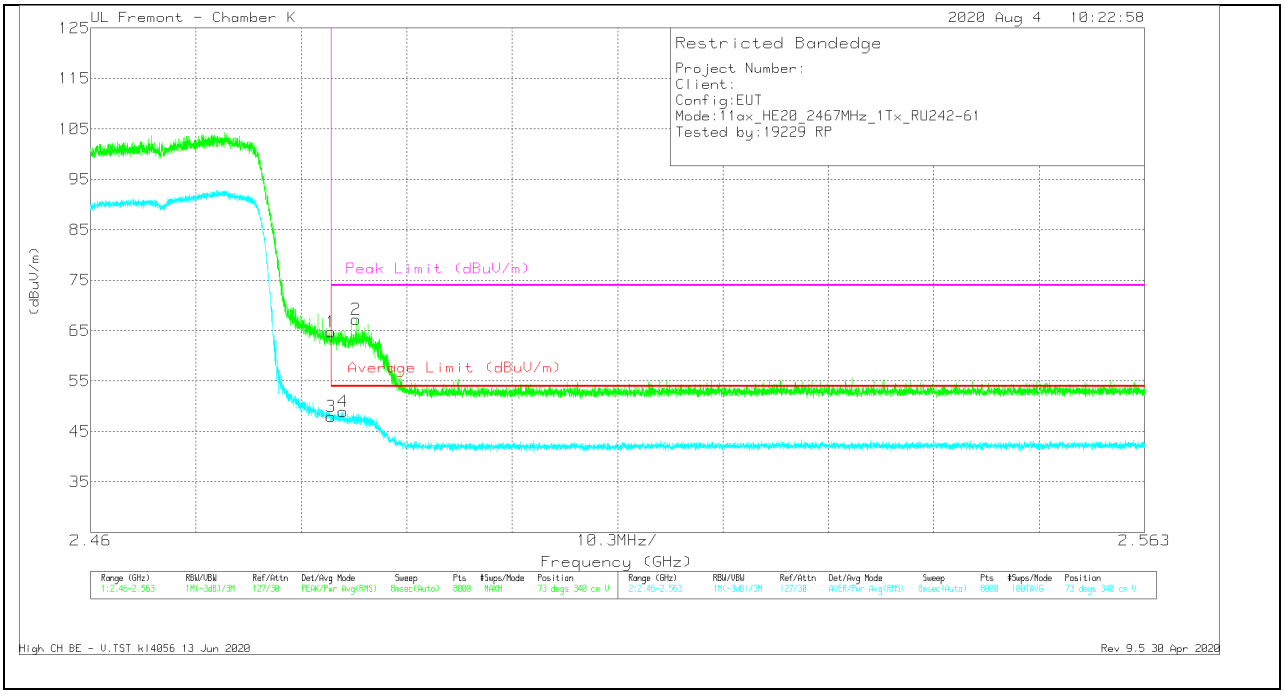

Marker	Frequency (GHz)	Meter Reading (dBuV)	Det	AF EMC4294 (dB/m)	Amp/Cbl/Fltr/Pad (dB)	Corrected Reading (dBuV/m)	Average Limit (dBuV/m)	Margin (dB)	Peak Limit (dBuV/m)	PK Margin (dB)	Azimuth (Degs)	Height (cm)	Polarity
1	* 2.4835	66.8	Pk	32.5	-34.6	64.7	-	-	74	-9.3	73	340	V
2	* 2.48596	69.28	Pk	32.5	-34.6	67.18	-	-	74	-6.82	73	340	V
3	* 2.4835	50.03	RMS	32.5	-34.6	47.93	54	-6.07	-	-	73	340	V
4	* 2.48463	51.03	RMS	32.5	-34.6	48.93	54	-5.07	-	-	73	340	V

* - indicates frequency in CFR47 Pt 15 / IC RSS-Restricted Band
Pk - Peak detector
RMS - RMS detection

High CH BE - V.TST kl4056 13 Jun 2020
Rev 9.5 30 Apr 2020

UL VERIFICATION SERVICES INC.
47173 Benicia Street, Fremont, CA 94538; USA TEL:(510) 319-4000 FAX:(510) 661-0888
This report shall not be reproduced except in full, without the written approval of UL Verification Services Inc.

BANDEDGE (HIGH CHANNEL, CH 13)

HORIZONTAL RESULT

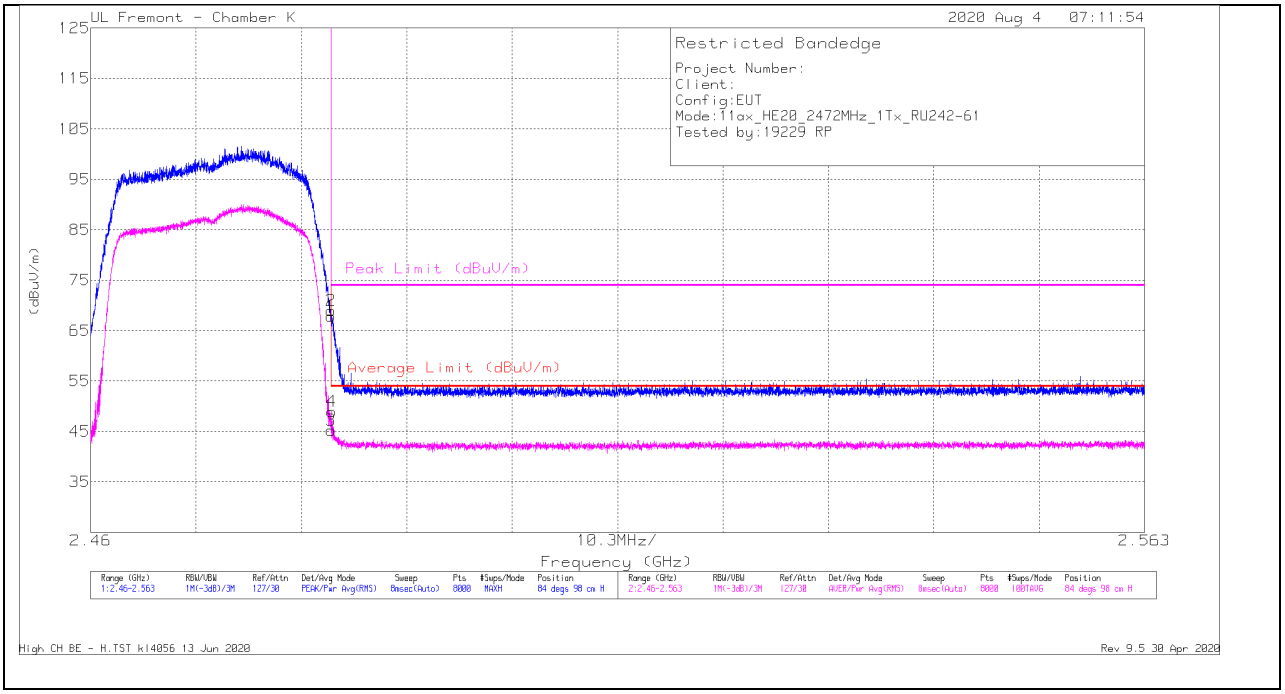

Marker	Frequency (GHz)	Meter Reading (dBuV)	Det	AF EMC4294 (dB/m)	Amp/Cbl/Fltr/Pad (dB)	Corrected Reading (dBuV/m)	Average Limit (dBuV/m)	Margin (dB)	Peak Limit (dBuV/m)	PK Margin (dB)	Azimuth (Degs)	Height (cm)	Polarity
1	* 2.4835	69.98	Pk	32.5	-34.6	67.88	-	-	74	-6.12	84	98	H
2	* 2.48353	71.08	Pk	32.5	-34.6	68.98	-	-	74	-5.02	84	98	H
3	* 2.4835	47.35	RMS	32.5	-34.6	45.25	54	-8.75	-	-	84	98	H
4	* 2.48356	51.02	RMS	32.5	-34.6	48.92	54	-5.08	-	-	84	98	H

* - indicates frequency in CFR47 Pt 15 / IC RSS-Restricted Band
Pk - Peak detector
RMS - RMS detection

High CH BE - H.TST kl4056 13 Jun 2020
Rev 9.5 30 Apr 2020

UL VERIFICATION SERVICES INC.
47173 Benicia Street, Fremont, CA 94538; USA TEL:(510) 319-4000 FAX:(510) 661-0888
This report shall not be reproduced except in full, without the written approval of UL Verification Services Inc.

VERTICAL RESULT

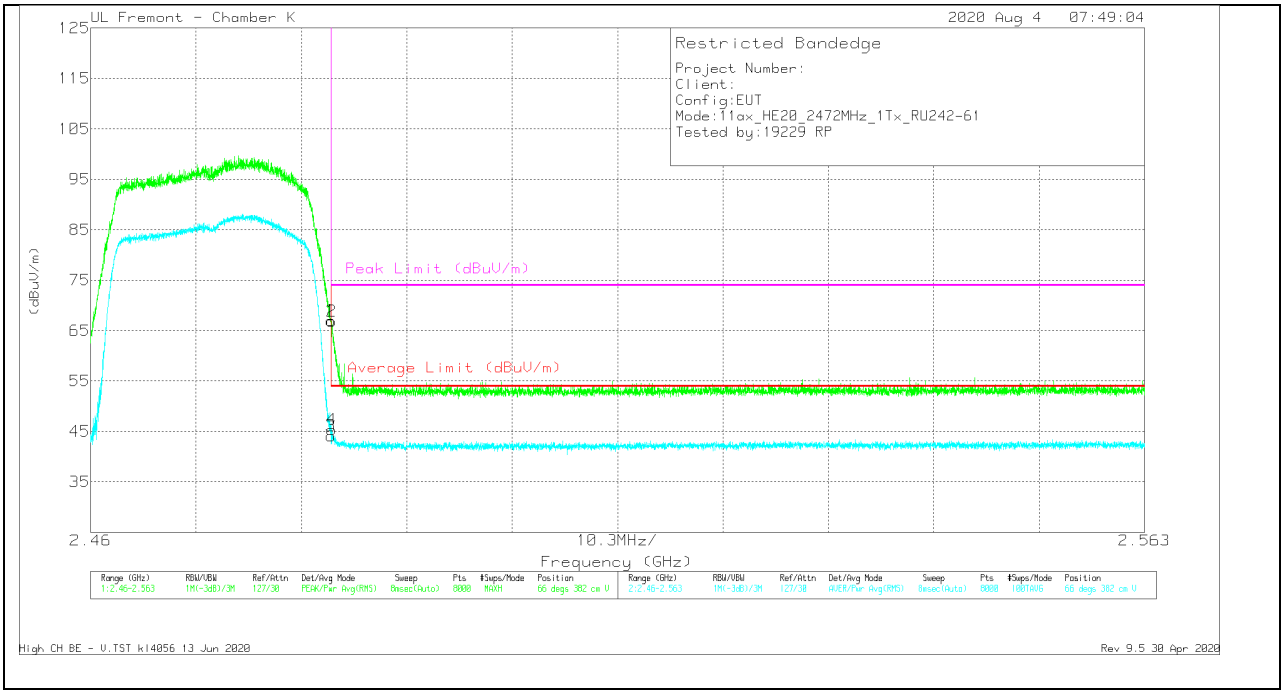

Marker	Frequency (GHz)	Meter Reading (dBuV)	Det	AF EMC4294 (dB/m)	Amp/Cbl/Fltr/Pad (dB)	Corrected Reading (dBuV/m)	Average Limit (dBuV/m)	Margin (dB)	Peak Limit (dBuV/m)	PK Margin (dB)	Azimuth (Degs)	Height (cm)	Polarity
1	* 2.4835	69.09	Pk	32.5	-34.6	66.99	-	-	74	-7.01	66	382	V
2	* 2.48356	68.92	Pk	32.5	-34.6	66.82	-	-	74	-7.18	66	382	V
3	* 2.4835	46.21	RMS	32.5	-34.6	44.11	54	-9.89	-	-	66	382	V
4	* 2.48356	47.42	RMS	32.5	-34.6	45.32	54	-8.68	-	-	66	382	V

* - indicates frequency in CFR47 Pt 15 / IC RSS-Restricted Band
Pk - Peak detector
RMS - RMS detection

High CH BE - V.TST kl4056 13 Jun 2020
Rev 9.5 30 Apr 2020

UL VERIFICATION SERVICES INC.
47173 Benicia Street, Fremont, CA 94538; USA TEL:(510) 319-4000 FAX:(510) 661-0888
This report shall not be reproduced except in full, without the written approval of UL Verification Services Inc.

1TX ANT 3 26-Tones, RU Index 0

BANDEDGE (LOW CHANNEL, CH 1)

HORIZONTAL RESULT

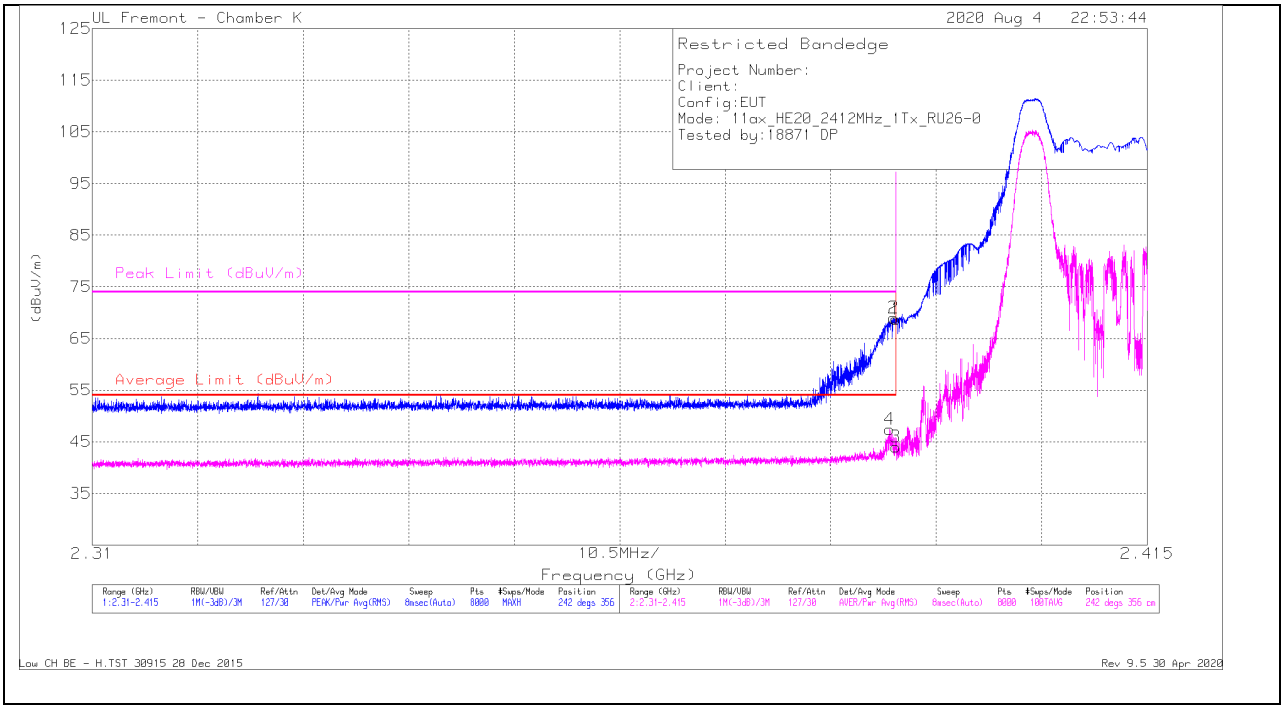

Marker	Frequency (GHz)	Meter Reading (dBuV)	Det	AF EMC4294 (dB/m)	Amp/Cbl/Fltr/Pad (dB)	Corrected Reading (dBuV/m)	Average Limit (dBuV/m)	Margin (dB)	Peak Limit (dBuV/m)	PK Margin (dB)	Azimuth (Degs)	Height (cm)	Polarity
1	* 2.39	71.83	Pk	31.9	-35	68.73	-	-	74	-5.27	242	356	H
2	* 2.38976	72.09	Pk	31.9	-35	68.99	-	-	74	-5.01	242	356	H
3	* 2.39	47.11	RMS	31.9	-35	44.01	54	-9.99	-	-	242	356	H
4	* 2.38937	50.52	RMS	31.9	-35	47.42	54	-6.58	-	-	242	356	H

* - indicates frequency in CFR47 Pt 15 / IC RSS-Restricted Band
Pk - Peak detector
RMS - RMS detection

UL VERIFICATION SERVICES INC.
47173 Benicia Street, Fremont, CA 94538; USA TEL:(510) 319-4000 FAX:(510) 661-0888
This report shall not be reproduced except in full, without the written approval of UL Verification Services Inc.

VERTICAL RESULT

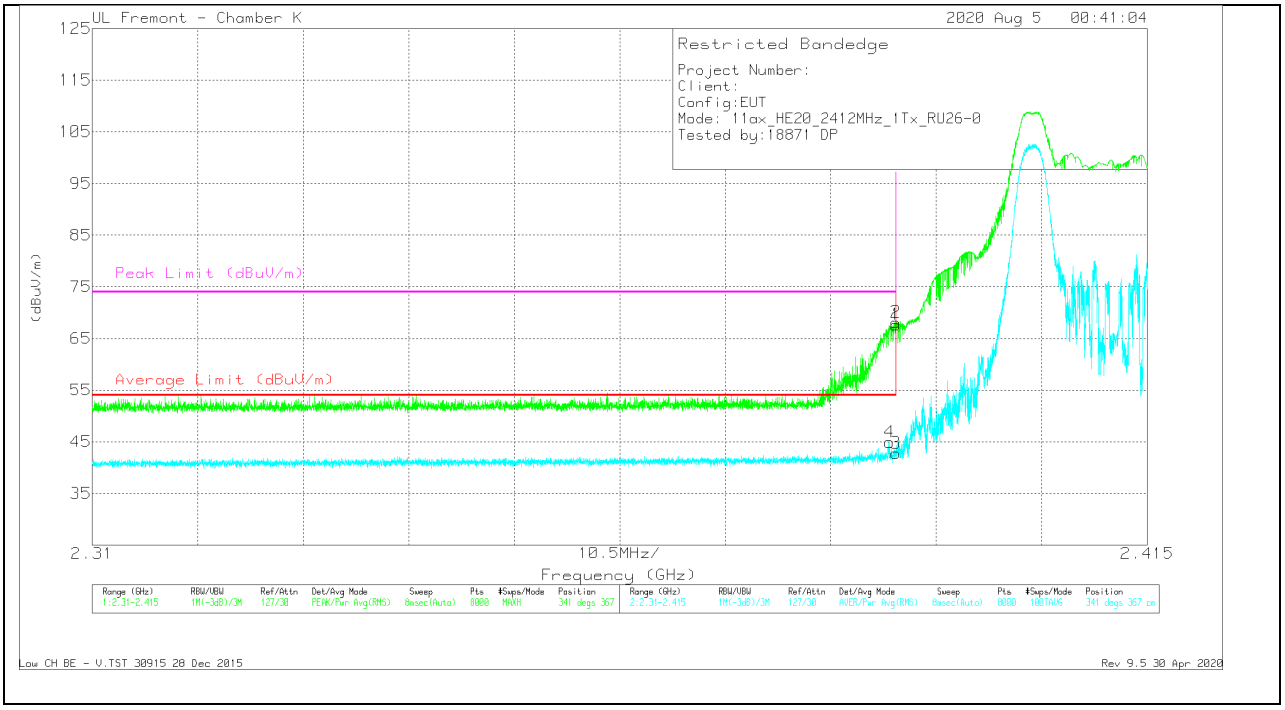

Marker	Frequency (GHz)	Meter Reading (dBuV)	Det	AF EMC4294 (dB/m)	Amp/Cbl/Fltr/Pad (dB)	Corrected Reading (dBuV/m)	Average Limit (dBuV/m)	Margin (dB)	Peak Limit (dBuV/m)	PK Margin (dB)	Azimuth (Degs)	Height (cm)	Polarity
1	* 2.39	70.78	Pk	31.9	-35	67.68	-	-	74	-6.32	341	367	V
2	* 2.38998	71.22	Pk	31.9	-35	68.12	-	-	74	-5.88	341	367	V
3	* 2.39	45.91	RMS	31.9	-35	42.81	54	-11.19	-	-	341	367	V
4	* 2.38934	48.01	RMS	31.9	-35	44.91	54	-9.09	-	-	341	367	V

* - indicates frequency in CFR47 Pt 15 / IC RSS-Restricted Band
Pk - Peak detector
RMS - RMS detection

UL VERIFICATION SERVICES INC.
47173 Benicia Street, Fremont, CA 94538; USA TEL:(510) 319-4000 FAX:(510) 661-0888
This report shall not be reproduced except in full, without the written approval of UL Verification Services Inc.

BANDEDGE (LOW CHANNEL, CH 2)

HORIZONTAL RESULT

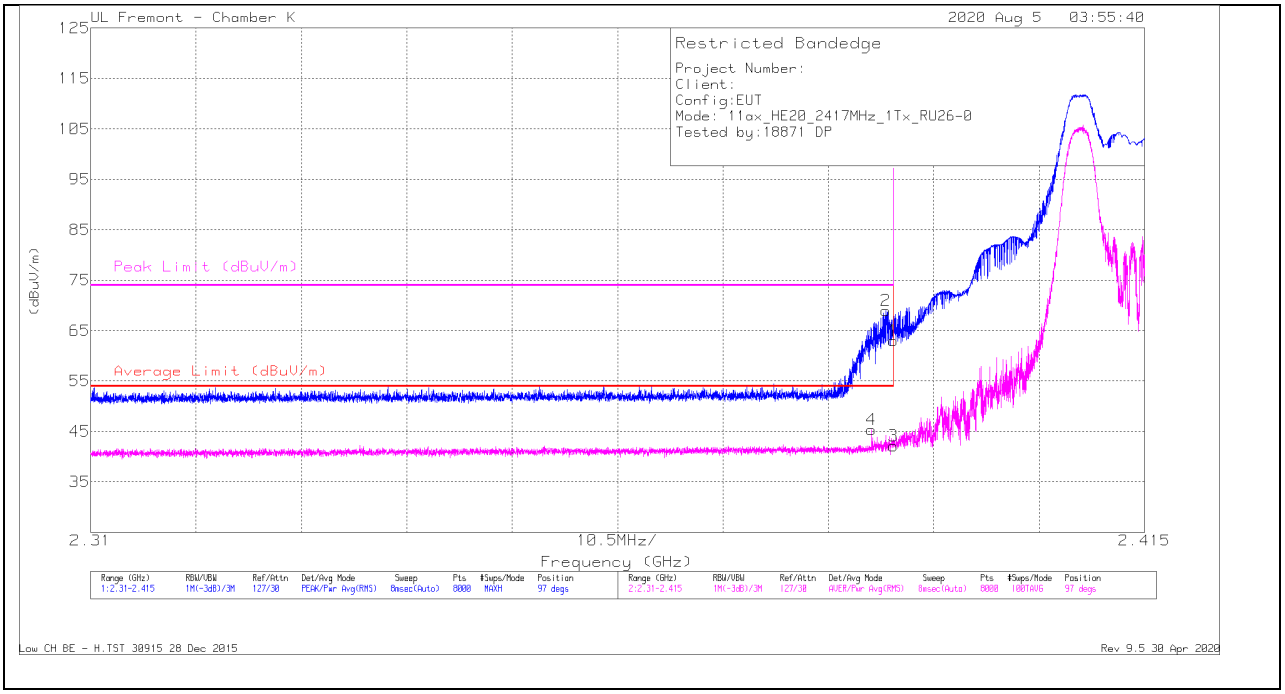

Marker	Frequency (GHz)	Meter Reading (dBuV)	Det	AF EMC4294 (dB/m)	Amp/Cbl/Fltr/Pad (dB)	Corrected Reading (dBuV/m)	Average Limit (dBuV/m)	Margin (dB)	Peak Limit (dBuV/m)	PK Margin (dB)	Azimuth (Degs)
1	* 2.39	66.08	Pk	31.9	-35	62.98	-	-	74	-11.02	97
2	* 2.38926	72.05	Pk	31.9	-35	68.95	-	-	74	-5.05	97
3	* 2.39	45.28	RMS	31.9	-35	42.18	54	-11.82	-	-	97
4	* 2.38782	48.47	RMS	31.9	-35	45.37	54	-8.63	-	-	97

* - indicates frequency in CFR47 Pt 15 / IC RSS-Restricted Band
Pk - Peak detector
RMS - RMS detection

UL VERIFICATION SERVICES INC.
47173 Benicia Street, Fremont, CA 94538; USA TEL:(510) 319-4000 FAX:(510) 661-0888
This report shall not be reproduced except in full, without the written approval of UL Verification Services Inc.

VERTICAL RESULT

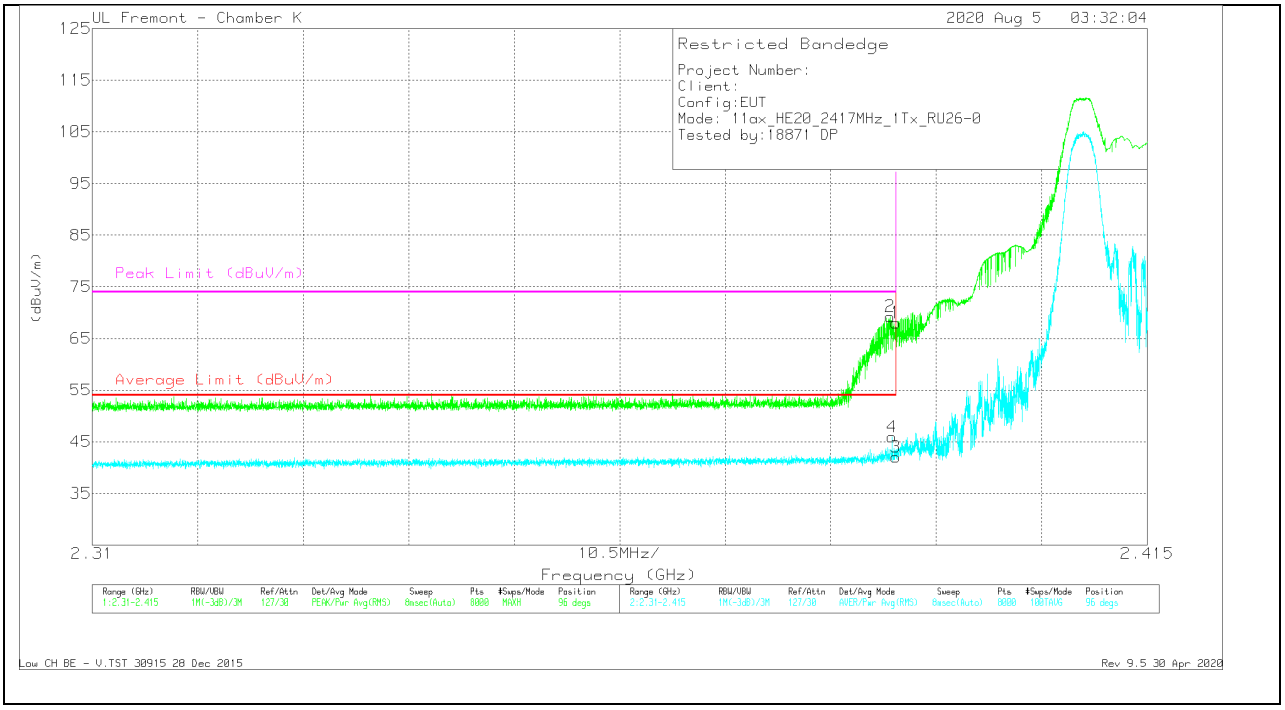

Marker	Frequency (GHz)	Meter Reading (dBuV)	Det	AF EMC4294 (dB/m)	Amp/Cbl/Fltr/Pad (dB)	Corrected Reading (dBuV/m)	Average Limit (dBuV/m)	Margin (dB)	Peak Limit (dBuV/m)	PK Margin (dB)	Azimuth (Degs)
1	* 2.39	71.11	Pk	31.9	-35	68.01	-	-	74	-5.99	96
2	* 2.38943	72.34	Pk	31.9	-35	69.24	-	-	74	-4.76	96
3	* 2.39	45.11	RMS	31.9	-35	42.01	54	-11.99	-	-	96
4	* 2.38962	49.01	RMS	31.9	-35	45.91	54	-8.09	-	-	96

* - indicates frequency in CFR47 Pt 15 / IC RSS-Restricted Band
Pk - Peak detector
RMS - RMS detection

UL VERIFICATION SERVICES INC.
47173 Benicia Street, Fremont, CA 94538; USA TEL:(510) 319-4000 FAX:(510) 661-0888
This report shall not be reproduced except in full, without the written approval of UL Verification Services Inc.

BANDEDGE (LOW CHANNEL, CH 3)

HORIZONTAL RESULT

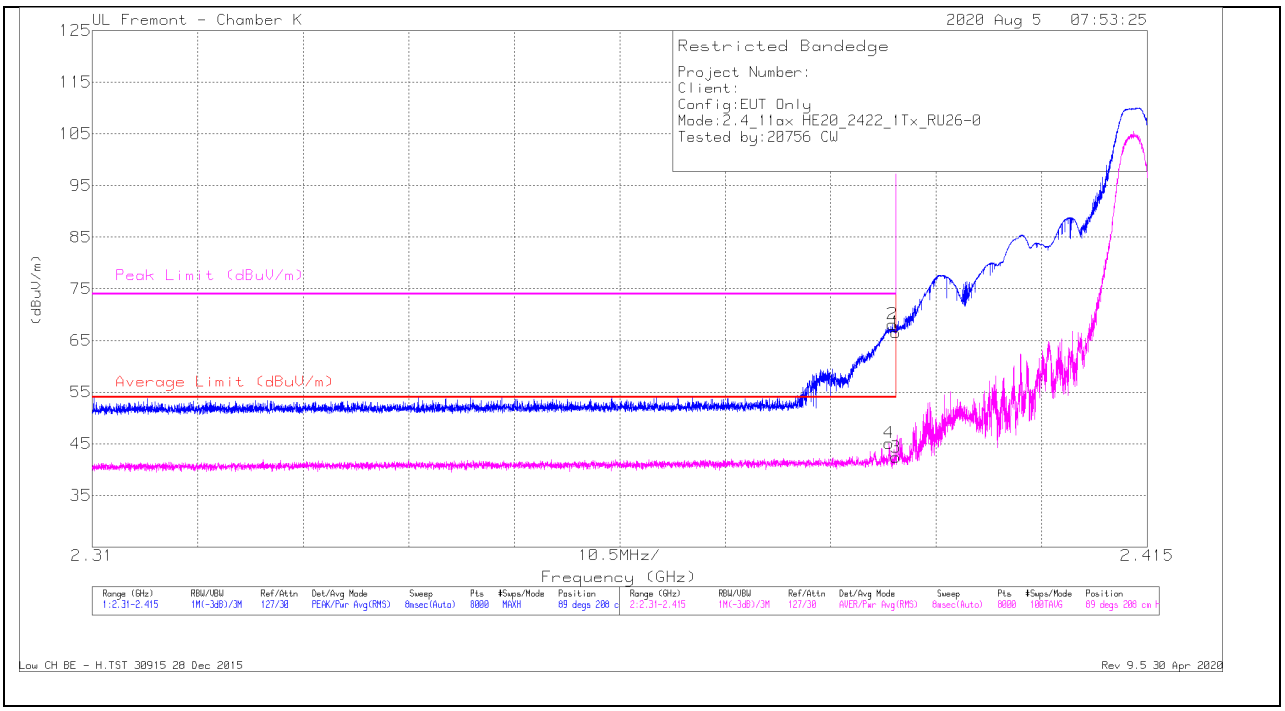

Marker	Frequency (GHz)	Meter Reading (dBuV)	Det	AF EMC4294 (dB/m)	Amp/Cbl/Fltr/Pad (dB)	Corrected Reading (dBuV/m)	Average Limit (dBuV/m)	Margin (dB)	Peak Limit (dBuV/m)	PK Margin (dB)	Azimuth (Degs)	Height (cm)	Polarity
1	* 2.39	69.66	Pk	31.9	-35	66.56	-	-	74	-7.44	89	208	H
2	* 2.38964	71.26	Pk	31.9	-35	68.16	-	-	74	-5.84	89	208	H
3	* 2.39	45.49	RMS	31.9	-35	42.39	54	-11.61	-	-	89	208	H
4	* 2.38929	48.24	RMS	31.9	-35	45.14	54	-8.86	-	-	89	208	H

* - indicates frequency in CFR47 Pt 15 / IC RSS-Restricted Band
Pk - Peak detector
RMS - RMS detection

UL VERIFICATION SERVICES INC.
47173 Benicia Street, Fremont, CA 94538; USA TEL:(510) 319-4000 FAX:(510) 661-0888
This report shall not be reproduced except in full, without the written approval of UL Verification Services Inc.

VERTICAL RESULT

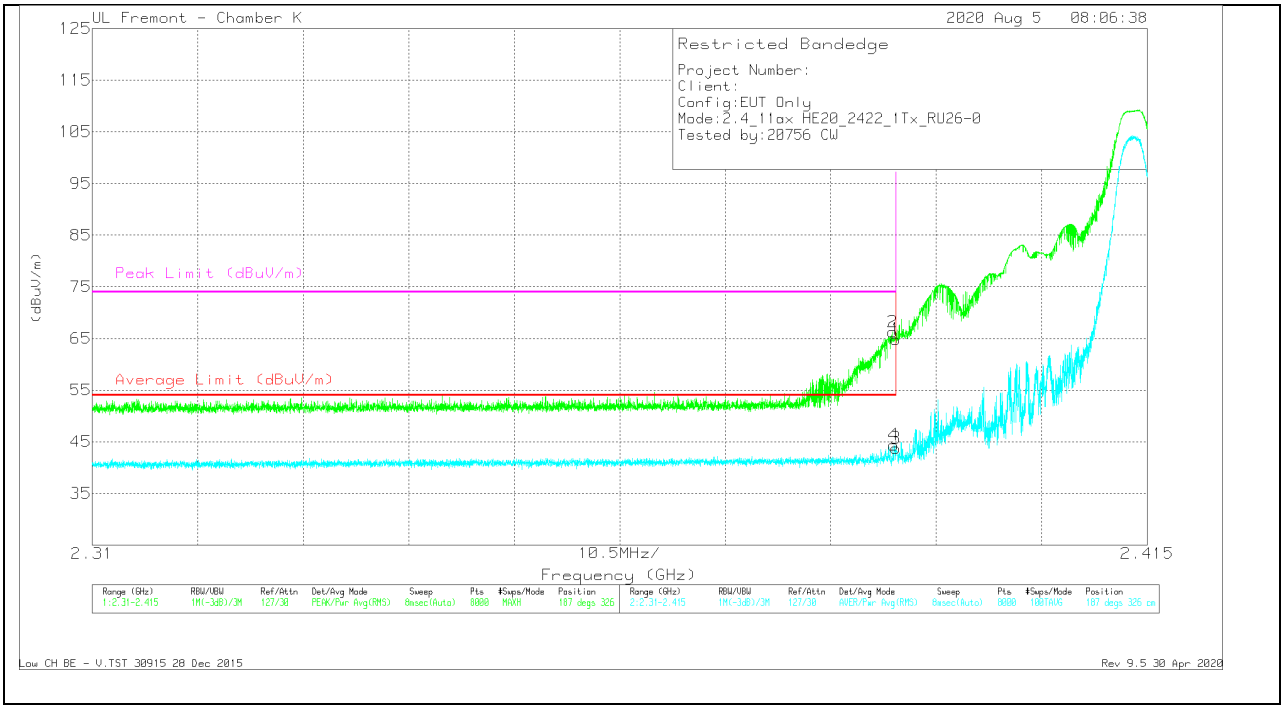

Marker	Frequency (GHz)	Meter Reading (dBuV)	Det	AF EMC4294 (dB/m)	Amp/Cbl/Fltr/Pad (dB)	Corrected Reading (dBuV/m)	Average Limit (dBuV/m)	Margin (dB)	Peak Limit (dBuV/m)	PK Margin (dB)	Azimuth (Degs)	Height (cm)	Polarity
1	* 2.39	67.94	Pk	31.9	-35	64.84	-	-	74	-9.16	187	326	V
2	* 2.38965	69.36	Pk	31.9	-35	66.26	-	-	74	-7.74	187	326	V
3	* 2.39	46.86	RMS	31.9	-35	43.76	54	-10.24	-	-	187	326	V
4	* 2.38976	47.46	RMS	31.9	-35	44.36	54	-9.64	-	-	187	326	V

* - indicates frequency in CFR47 Pt 15 / IC RSS-Restricted Band
Pk - Peak detector
RMS - RMS detection

UL VERIFICATION SERVICES INC.
47173 Benicia Street, Fremont, CA 94538; USA TEL:(510) 319-4000 FAX:(510) 661-0888
This report shall not be reproduced except in full, without the written approval of UL Verification Services Inc.

BANDEDGE (HIGH CHANNEL, CH 9)

HORIZONTAL RESULT

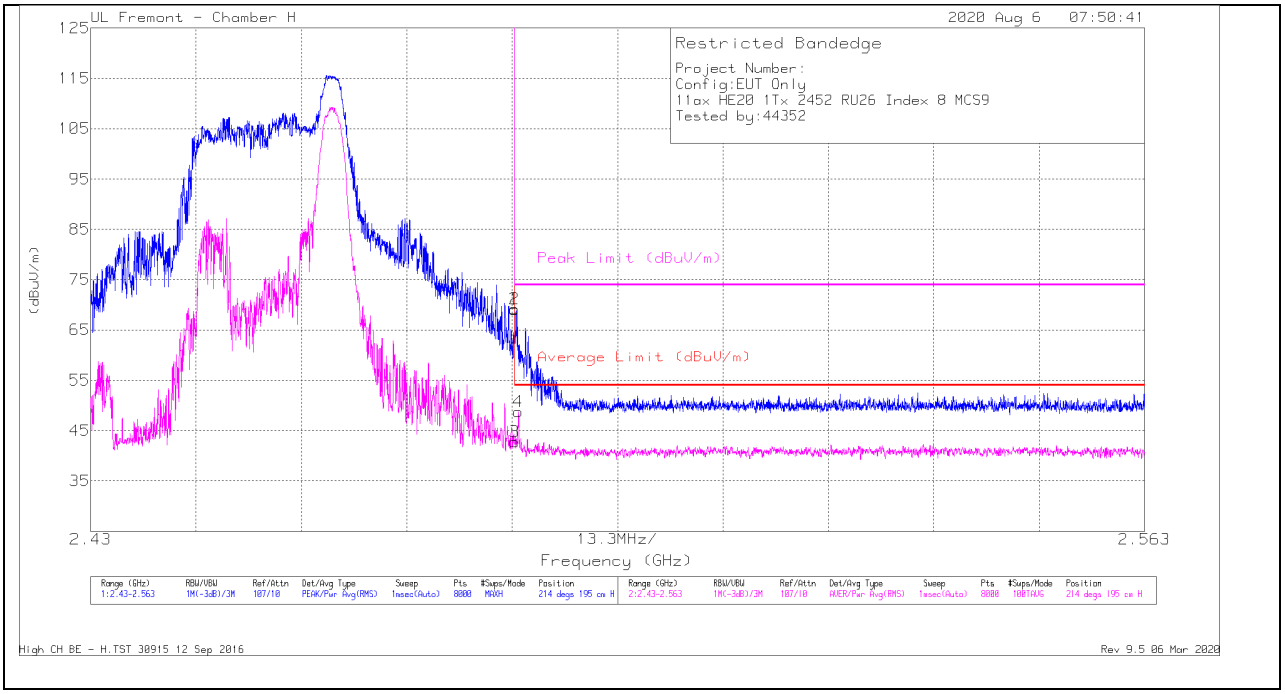

Marker	Frequency (GHz)	Meter Reading (dBuV)	Det	AF T863 (dB/m)	Amp/Cbl/Fltr/Pad (dB)	Corrected Reading (dBuV/m)	Average Limit (dBuV/m)	Margin (dB)	Peak Limit (dBuV/m)	PK Margin (dB)	Azimuth (Degs)	Height (cm)	Polarity
1	* 2.48351	60.27	Pk	32.5	-23.7	69.07	-	-	74	-4.93	214	195	H
2	* 2.48352	60.35	Pk	32.5	-23.7	69.15	-	-	74	-4.85	214	195	H
3	* 2.48351	34.01	RMS	32.5	-23.7	42.81	54	-11.19	-	-	214	195	H
4	* 2.484	39.96	RMS	32.5	-23.7	48.76	54	-5.24	-	-	214	195	H

* - indicates frequency in CFR47 Pt 15 / IC RSS-Restricted Band
Pk - Peak detector
RMS - RMS detection

UL VERIFICATION SERVICES INC.
47173 Benicia Street, Fremont, CA 94538; USA TEL:(510) 319-4000 FAX:(510) 661-0888
This report shall not be reproduced except in full, without the written approval of UL Verification Services Inc.

VERTICAL RESULT

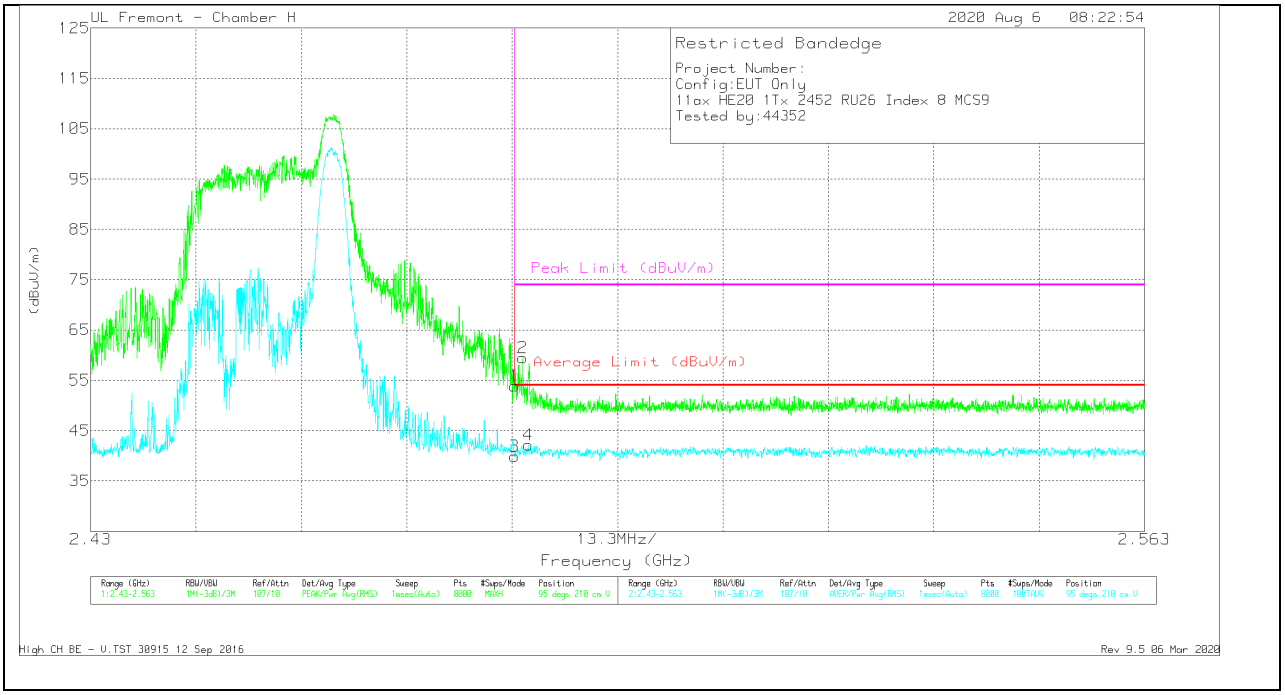

Marker	Frequency (GHz)	Meter Reading (dBuV)	Det	AF T863 (dB/m)	Amp/Cbl/Fltr/Pad (dB)	Corrected Reading (dBuV/m)	Average Limit (dBuV/m)	Margin (dB)	Peak Limit (dBuV/m)	PK Margin (dB)	Azimuth (Degs)	Height (cm)	Polarity
1	* 2.48351	45.05	Pk	32.5	-23.7	53.85	-	-	74	-20.15	95	210	V
2	* 2.48452	50.64	Pk	32.5	-23.7	59.44	-	-	74	-14.56	95	210	V
3	* 2.48351	31.15	RMS	32.5	-23.7	39.95	54	-14.05	-	-	95	210	V
4	* 2.48523	33.26	RMS	32.5	-23.6	42.16	54	-11.84	-	-	95	210	V

* - indicates frequency in CFR47 Pt 15 / IC RSS-Restricted Band
Pk - Peak detector
RMS - RMS detection

UL VERIFICATION SERVICES INC.
47173 Benicia Street, Fremont, CA 94538; USA TEL:(510) 319-4000 FAX:(510) 661-0888
This report shall not be reproduced except in full, without the written approval of UL Verification Services Inc.

BANDEDGE (HIGH CHANNEL, CH 10)

HORIZONTAL RESULT

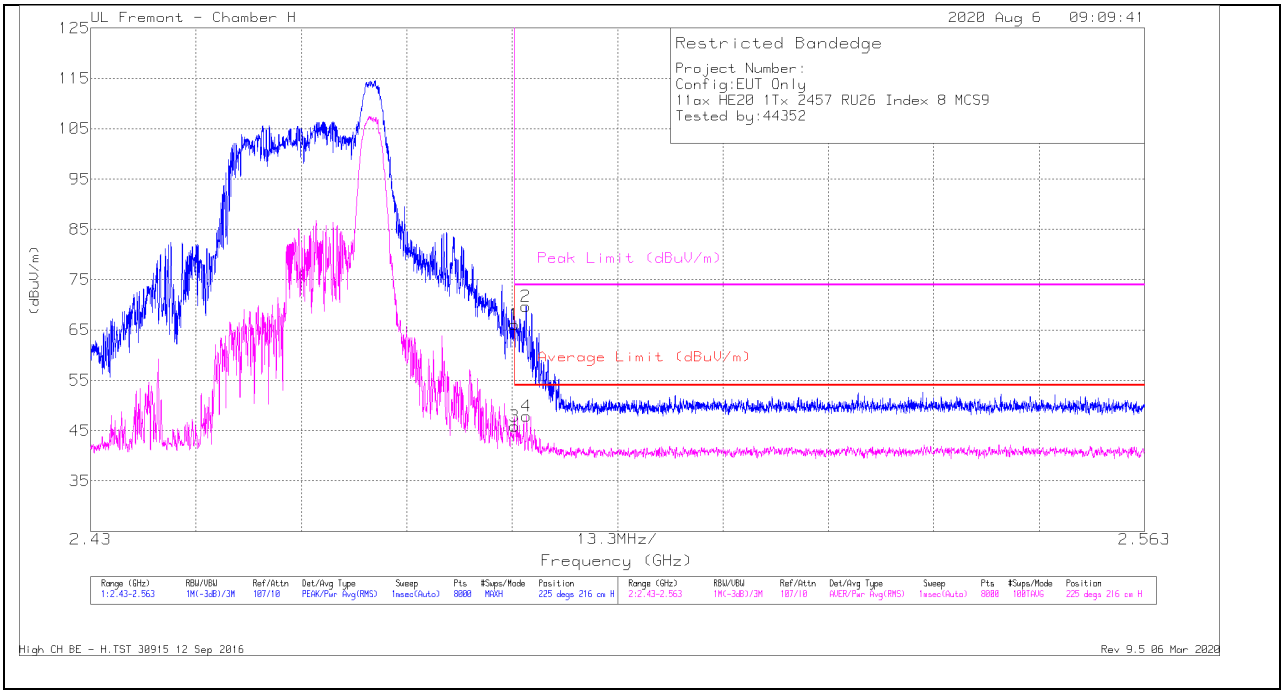

Marker	Frequency (GHz)	Meter Reading (dBuV)	Det	AF T863 (dB/m)	Amp/Cbl/Fltr/Pad (dB)	Corrected Reading (dBuV/m)	Average Limit (dBuV/m)	Margin (dB)	Peak Limit (dBuV/m)	PK Margin (dB)	Azimuth (Degs)	Height (cm)	Polarity
1	* 2.48351	57.32	Pk	32.5	-23.7	66.12	-	-	74	-7.88	225	216	H
2	* 2.48495	60.84	Pk	32.5	-23.6	69.74	-	-	74	-4.26	225	216	H
3	* 2.48351	37.07	RMS	32.5	-23.7	45.87	54	-8.13	-	-	225	216	H
4	* 2.485	38.94	RMS	32.5	-23.6	47.84	54	-6.16	-	-	225	216	H

* - indicates frequency in CFR47 Pt 15 / IC RSS-Restricted Band
Pk - Peak detector
RMS - RMS detection

UL VERIFICATION SERVICES INC.
47173 Benicia Street, Fremont, CA 94538; USA TEL:(510) 319-4000 FAX:(510) 661-0888
This report shall not be reproduced except in full, without the written approval of UL Verification Services Inc.

VERTICAL RESULT

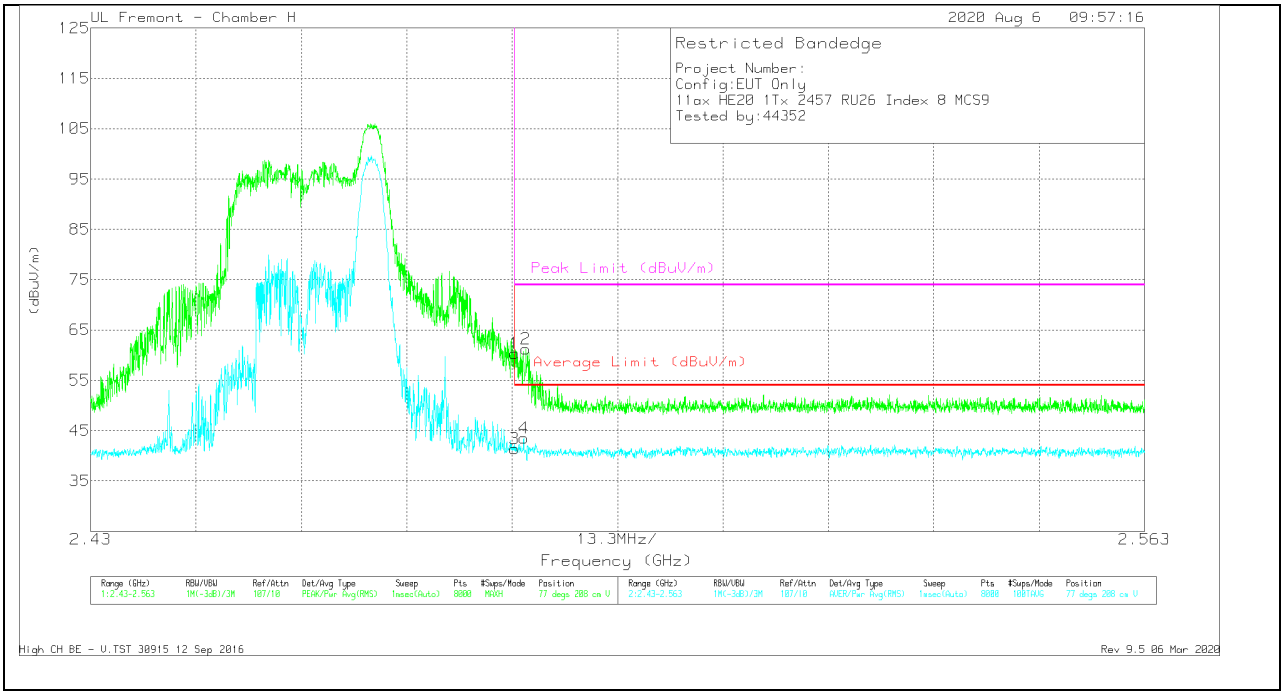

Marker	Frequency (GHz)	Meter Reading (dBuV)	Det	AF T863 (dB/m)	Amp/Cbl/Fltr/Pad (dB)	Corrected Reading (dBuV/m)	Average Limit (dBuV/m)	Margin (dB)	Peak Limit (dBuV/m)	PK Margin (dB)	Azimuth (Degs)	Height (cm)	Polarity
1	* 2.48351	51.59	Pk	32.5	-23.7	60.39	-	-	74	-13.61	77	208	V
2	* 2.48492	52.29	Pk	32.5	-23.6	61.19	-	-	74	-12.81	77	208	V
3	* 2.48351	32.6	RMS	32.5	-23.7	41.4	54	-12.6	-	-	77	208	V
4	* 2.48465	34.71	RMS	32.5	-23.7	43.51	54	-10.49	-	-	77	208	V

* - indicates frequency in CFR47 Pt 15 / IC RSS-Restricted Band
Pk - Peak detector
RMS - RMS detection

UL VERIFICATION SERVICES INC.
47173 Benicia Street, Fremont, CA 94538; USA TEL:(510) 319-4000 FAX:(510) 661-0888
This report shall not be reproduced except in full, without the written approval of UL Verification Services Inc.

BANDEDGE (HIGH CHANNEL, CH 11)

HORIZONTAL RESULT

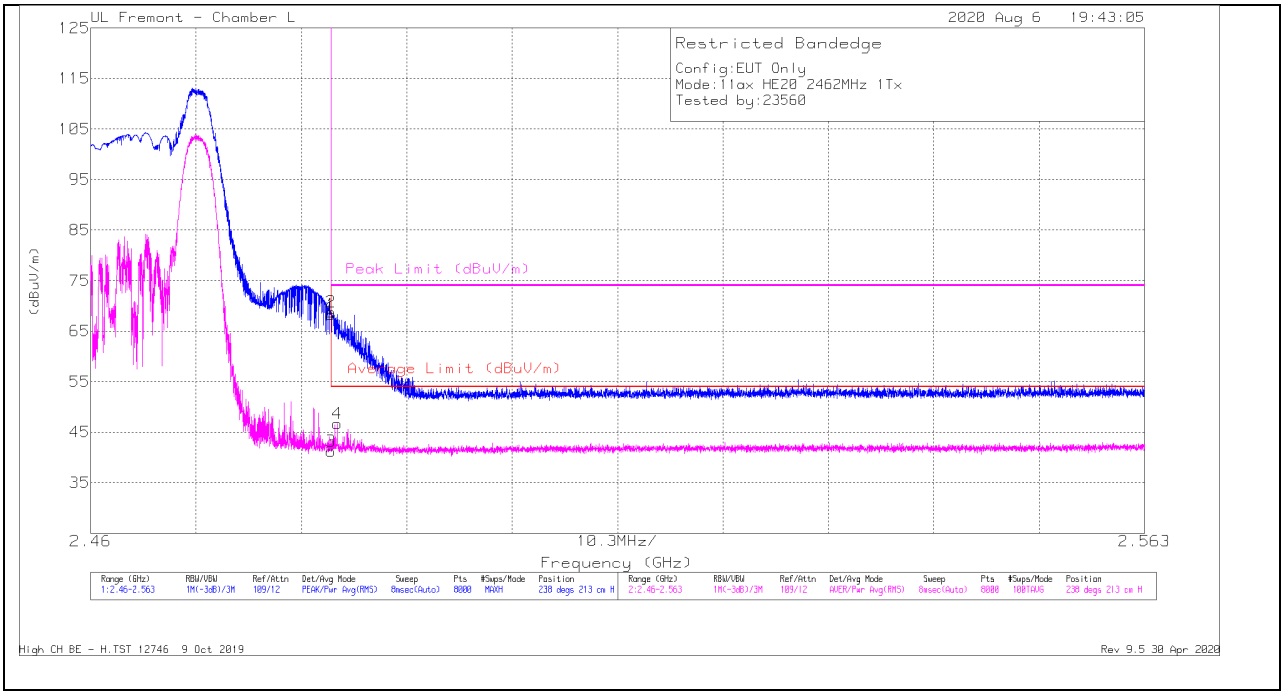

Marker	Frequency (GHz)	Meter Reading (dBuV)	Det	AF 344 (dB/m)	Amp/Cbl/Fltr/Pad (dB)	Corrected Reading (dBuV/m)	Average Limit (dBuV/m)	Margin (dB)	Peak Limit (dBuV/m)	PK Margin (dB)	Azimuth (Degs)	Height (cm)	Polarity
1	* 2.4835	48.88	Pk	32.3	-12.9	68.28	-	-	74	-5.72	238	213	H
2	* 2.48351	49.41	Pk	32.3	-12.9	68.81	-	-	74	-5.19	238	213	H
3	* 2.4835	21.82	RMS	32.3	-12.9	41.22	54	-12.78	-	-	238	213	H
4	* 2.48411	27.26	RMS	32.3	-12.9	46.66	54	-7.34	-	-	238	213	H

* - indicates frequency in CFR47 Pt 15 / IC RSS-Restricted Band
Pk - Peak detector
RMS - RMS detection

UL VERIFICATION SERVICES INC.
47173 Benicia Street, Fremont, CA 94538; USA TEL:(510) 319-4000 FAX:(510) 661-0888
This report shall not be reproduced except in full, without the written approval of UL Verification Services Inc.

VERTICAL RESULT

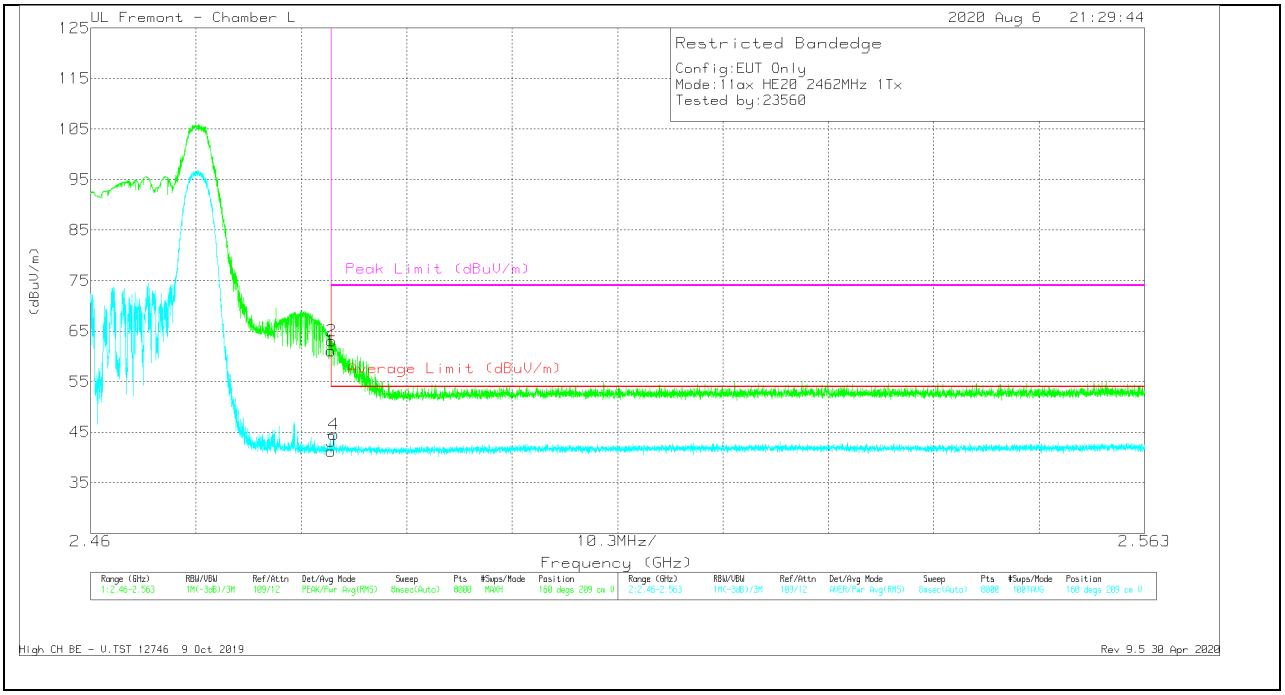

Marker	Frequency (GHz)	Meter Reading (dBuV)	Det	AF 344 (dB/m)	Amp/Cbl/Fltr/Pad (dB)	Corrected Reading (dBuV/m)	Average Limit (dBuV/m)	Margin (dB)	Peak Limit (dBuV/m)	PK Margin (dB)	Azimuth (Degs)	Height (cm)	Polarity
1	* 2.4835	41.65	Pk	32.3	-12.9	61.05	-	-	74	-12.95	160	209	V
2	* 2.48358	43.67	Pk	32.3	-12.9	63.07	-	-	74	-10.93	160	209	V
3	* 2.4835	21.89	RMS	32.3	-12.9	41.29	54	-12.71	-	-	160	209	V
4	* 2.48377	25.15	RMS	32.3	-12.9	44.55	54	-9.45	-	-	160	209	V

* - indicates frequency in CFR47 Pt 15 / IC RSS-Restricted Band
Pk - Peak detector
RMS - RMS detection

UL VERIFICATION SERVICES INC.
47173 Benicia Street, Fremont, CA 94538; USA TEL:(510) 319-4000 FAX:(510) 661-0888
This report shall not be reproduced except in full, without the written approval of UL Verification Services Inc.

BANDEDGE (HIGH CHANNEL, CH 12)

HORIZONTAL RESULT

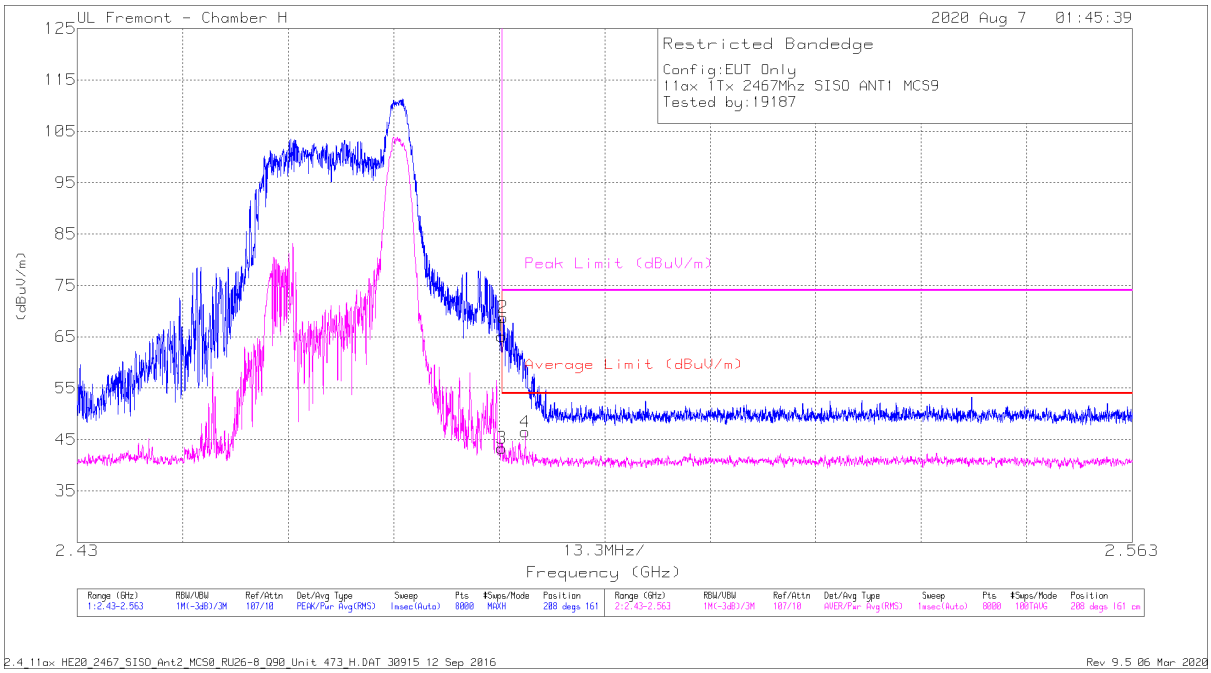

Marker	Frequency (GHz)	Meter Reading (dBuV)	Det	AF T863 (dB/m)	Amp/Cbl/Fltr/Pad (dB)	Corrected Reading (dBuV/m)	Average Limit (dBuV/m)	Margin (dB)	Peak Limit (dBuV/m)	PK Margin (dB)	Azimuth (Degs)	Height (cm)	Polarity
1	* 2.48351	56.34	Pk	32.5	-23.7	65.14	-	-	74	-8.86	208	161	H
2	* 2.48371	59.96	Pk	32.5	-23.7	68.76	-	-	74	-5.24	208	161	H
3	* 2.48351	34.54	RMS	32.5	-23.7	43.34	54	-10.66	-	-	208	161	H
4	* 2.48647	37.58	RMS	32.5	-23.6	46.48	54	-7.52	-	-	208	161	H

* - indicates frequency in CFR47 Pt 15 / IC RSS-Restricted Band
Pk - Peak detector
RMS - RMS detection

UL VERIFICATION SERVICES INC.
47173 Benicia Street, Fremont, CA 94538; USA TEL:(510) 319-4000 FAX:(510) 661-0888
This report shall not be reproduced except in full, without the written approval of UL Verification Services Inc.

VERTICAL RESULT

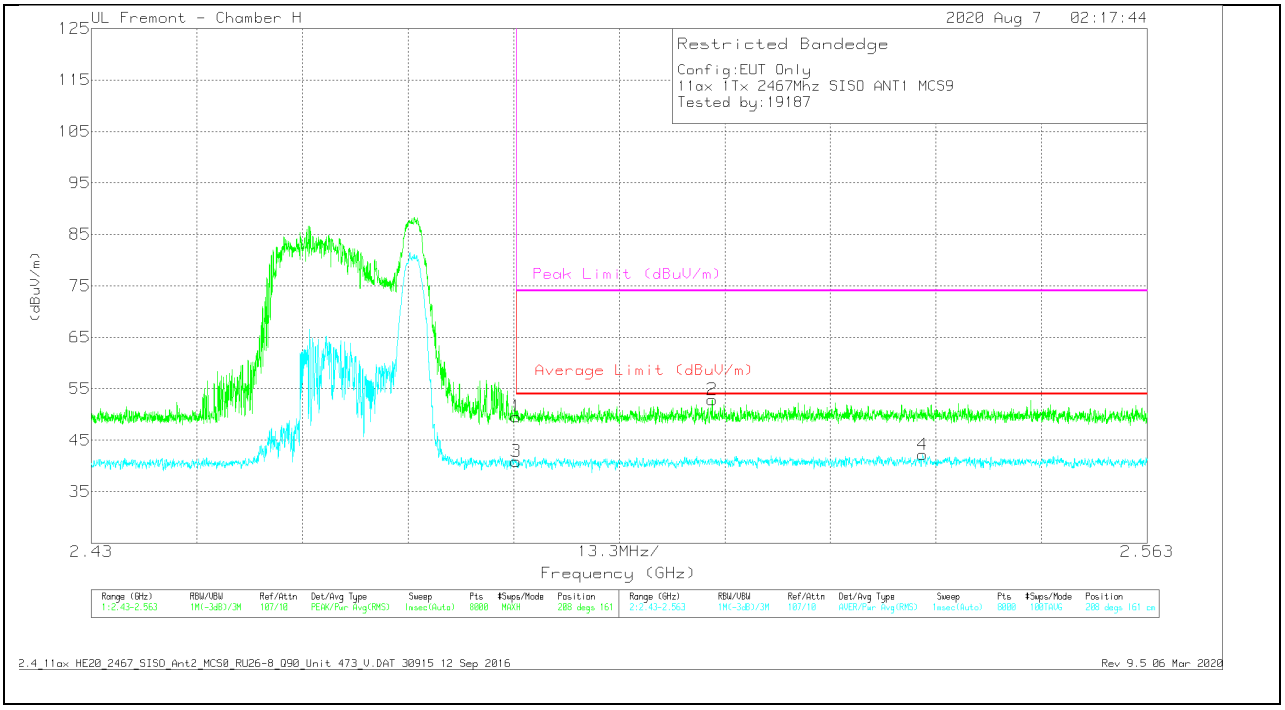

Marker	Frequency (GHz)	Meter Reading (dBuV)	Det	AF T863 (dB/m)	Amp/Cbl/Fltr/Pad (dB)	Corrected Reading (dBuV/m)	Average Limit (dBuV/m)	Margin (dB)	Peak Limit (dBuV/m)	PK Margin (dB)	Azimuth (Degs)	Height (cm)	Polarity
1	* 2.48351	40.77	Pk	32.5	-23.7	49.57	-	-	74	-24.43	208	161	V
3	* 2.48351	32.1	RMS	32.5	-23.7	40.9	54	-13.1	-	-	208	161	V
2	2.50821	43.8	Pk	32.6	-23.5	52.9	-	-	74	-21.1	208	161	V
4	2.53472	33.11	RMS	32.6	-23.5	42.21	54	-11.79	-	-	208	161	V

* - indicates frequency in CFR47 Pt 15 / IC RSS-Restricted Band
Pk - Peak detector
RMS - RMS detection

UL VERIFICATION SERVICES INC.
47173 Benicia Street, Fremont, CA 94538; USA TEL:(510) 319-4000 FAX:(510) 661-0888
This report shall not be reproduced except in full, without the written approval of UL Verification Services Inc.

BANDEDGE (HIGH CHANNEL, CH 13)

HORIZONTAL RESULT

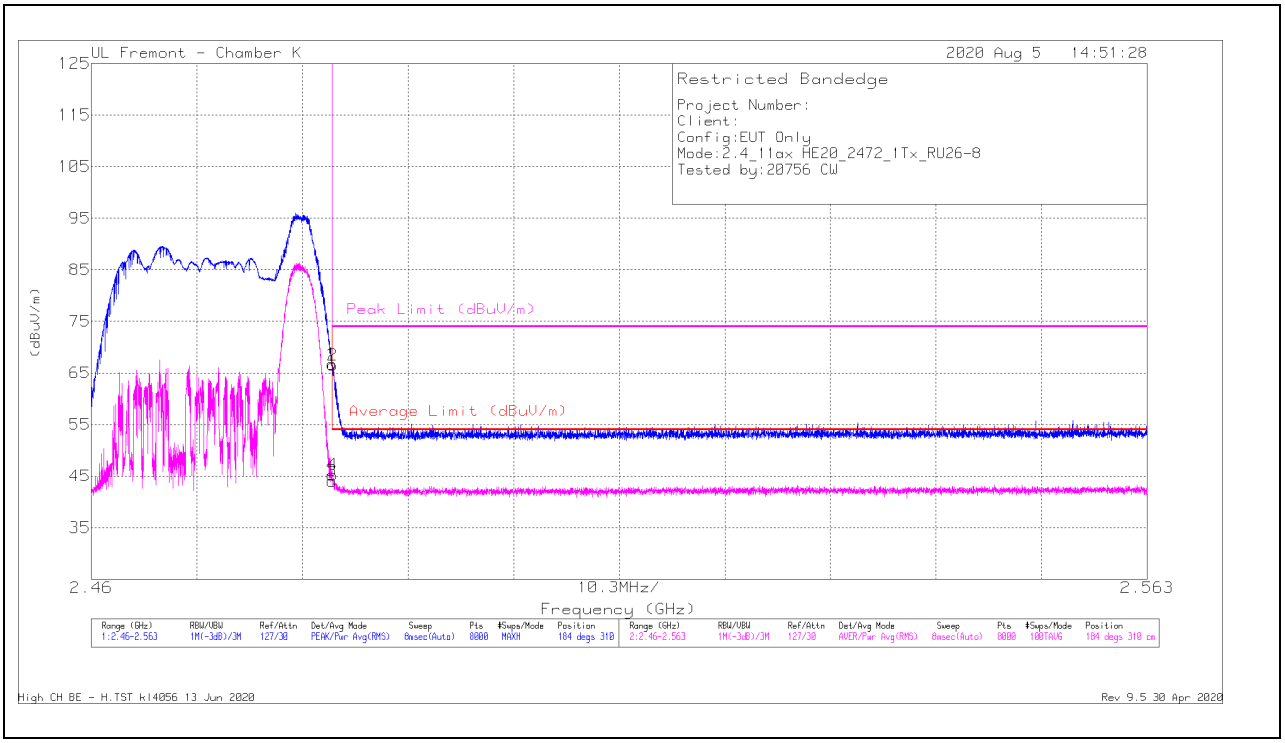

Marker	Frequency (GHz)	Meter Reading (dBuV)	Det	AF EMC4294 (dB/m)	Amp/Cbl/Fltr/Pad (dB)	Corrected Reading (dBuV/m)	Average Limit (dBuV/m)	Margin (dB)	Peak Limit (dBuV/m)	PK Margin (dB)	Azimuth (Degs)	Height (cm)	Polarity
1	* 2.4835	68.83	Pk	32.5	-34.6	66.73	-	-	74	-7.27	184	310	H
2	* 2.48354	68.6	Pk	32.5	-34.6	66.5	-	-	74	-7.5	184	310	H
3	* 2.4835	46.16	RMS	32.5	-34.6	44.06	54	-9.94	-	-	184	310	H
4	* 2.48351	47.32	RMS	32.5	-34.6	45.22	54	-8.78	-	-	184	310	H

* - indicates frequency in CFR47 Pt 15 / IC RSS-Restricted Band
Pk - Peak detector
RMS - RMS detection

UL VERIFICATION SERVICES INC.
47173 Benicia Street, Fremont, CA 94538; USA TEL:(510) 319-4000 FAX:(510) 661-0888
This report shall not be reproduced except in full, without the written approval of UL Verification Services Inc.

VERTICAL RESULT

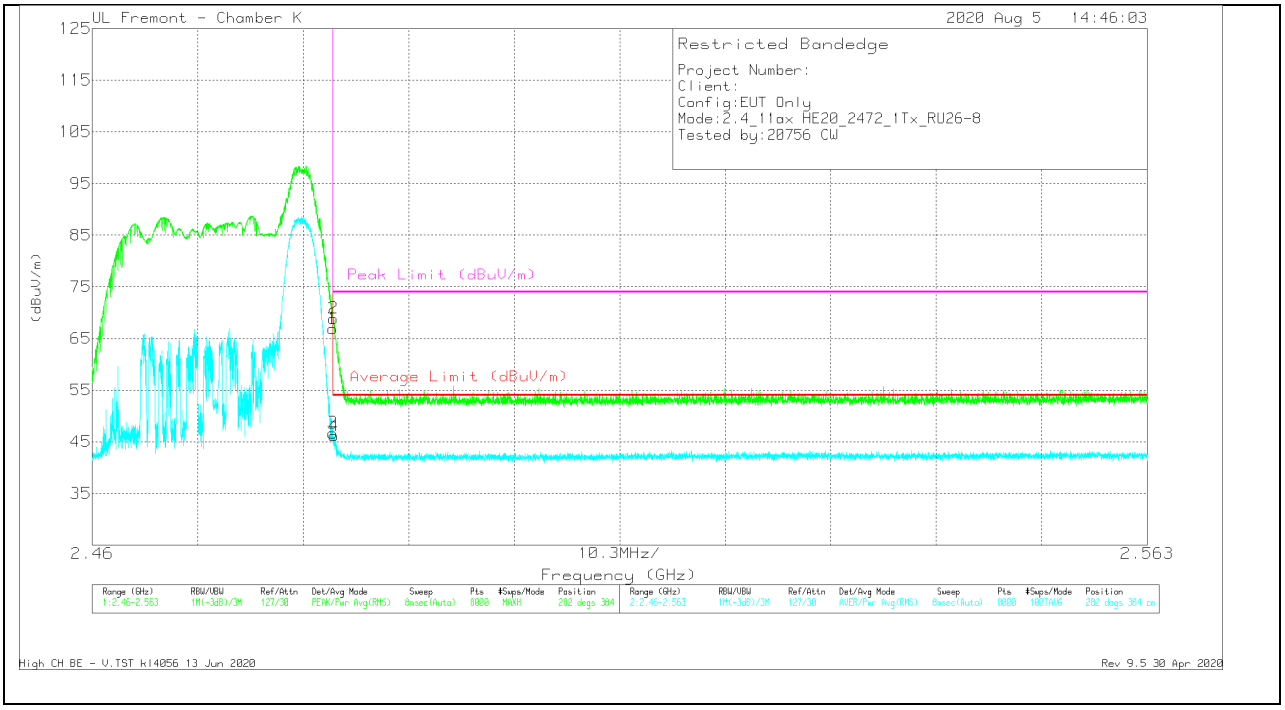

Marker	Frequency (GHz)	Meter Reading (dBuV)	Det	AF EMC4294 (dB/m)	Amp/Cbl/Fltr/Pad (dB)	Corrected Reading (dBuV/m)	Average Limit (dBuV/m)	Margin (dB)	Peak Limit (dBuV/m)	PK Margin (dB)	Azimuth (Degs)	Height (cm)	Polarity
1	* 2.4835	69.01	Pk	32.5	-34.6	66.91	-	-	74	-7.09	282	384	V
2	* 2.48354	70.99	Pk	32.5	-34.6	68.89	-	-	74	-5.11	282	384	V
3	* 2.4835	48.78	RMS	32.5	-34.6	46.68	54	-7.32	-	-	282	384	V
4	* 2.4836	48.28	RMS	32.5	-34.6	46.18	54	-7.82	-	-	282	384	V

* - indicates frequency in CFR47 Pt 15 / IC RSS-Restricted Band
Pk - Peak detector
RMS - RMS detection

UL VERIFICATION SERVICES INC.
47173 Benicia Street, Fremont, CA 94538; USA TEL:(510) 319-4000 FAX:(510) 661-0888
This report shall not be reproduced except in full, without the written approval of UL Verification Services Inc.

1TX ANT 3 242-Tones, RU Index 61

BANDEDGE (LOW CHANNEL, CH 1)

HORIZONTAL RESULT

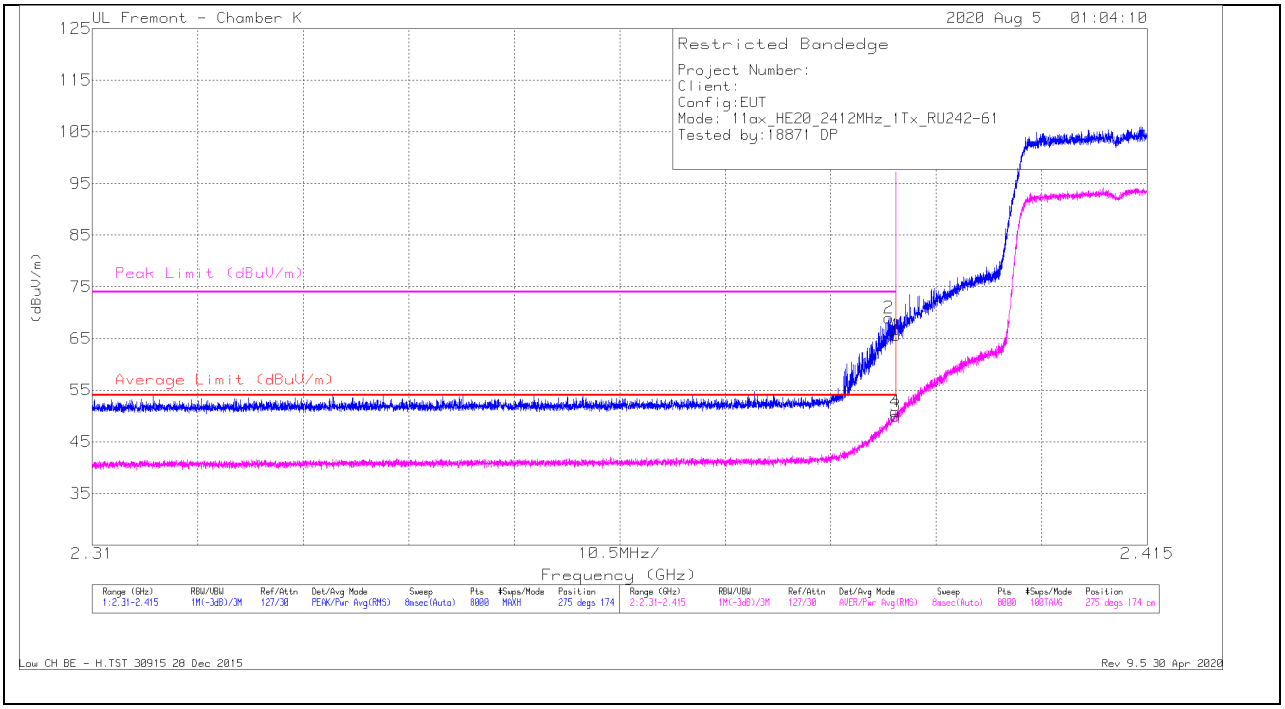

Marker	Frequency (GHz)	Meter Reading (dBuV)	Det	AF EMC4294 (dB/m)	Amp/Cbl/Fltr/Pad (dB)	Corrected Reading (dBuV/m)	Average Limit (dBuV/m)	Margin (dB)	Peak Limit (dBuV/m)	PK Margin (dB)	Azimuth (Degs)	Height (cm)	Polarity
1	* 2.39	68.68	Pk	31.9	-35	65.58	-	-	74	-8.42	275	174	H
2	* 2.38929	72.1	Pk	31.9	-35	69	-	-	74	-5	275	174	H
3	* 2.39	53.13	RMS	31.9	-35	50.03	54	-3.97	-	-	275	174	H
4	* 2.38993	53.92	RMS	31.9	-35	50.82	54	-3.18	-	-	275	174	H

* - indicates frequency in CFR47 Pt 15 / IC RSS-Restricted Band
Pk - Peak detector
RMS - RMS detection

UL VERIFICATION SERVICES INC.
47173 Benicia Street, Fremont, CA 94538; USA TEL:(510) 319-4000 FAX:(510) 661-0888
This report shall not be reproduced except in full, without the written approval of UL Verification Services Inc.

VERTICAL RESULT

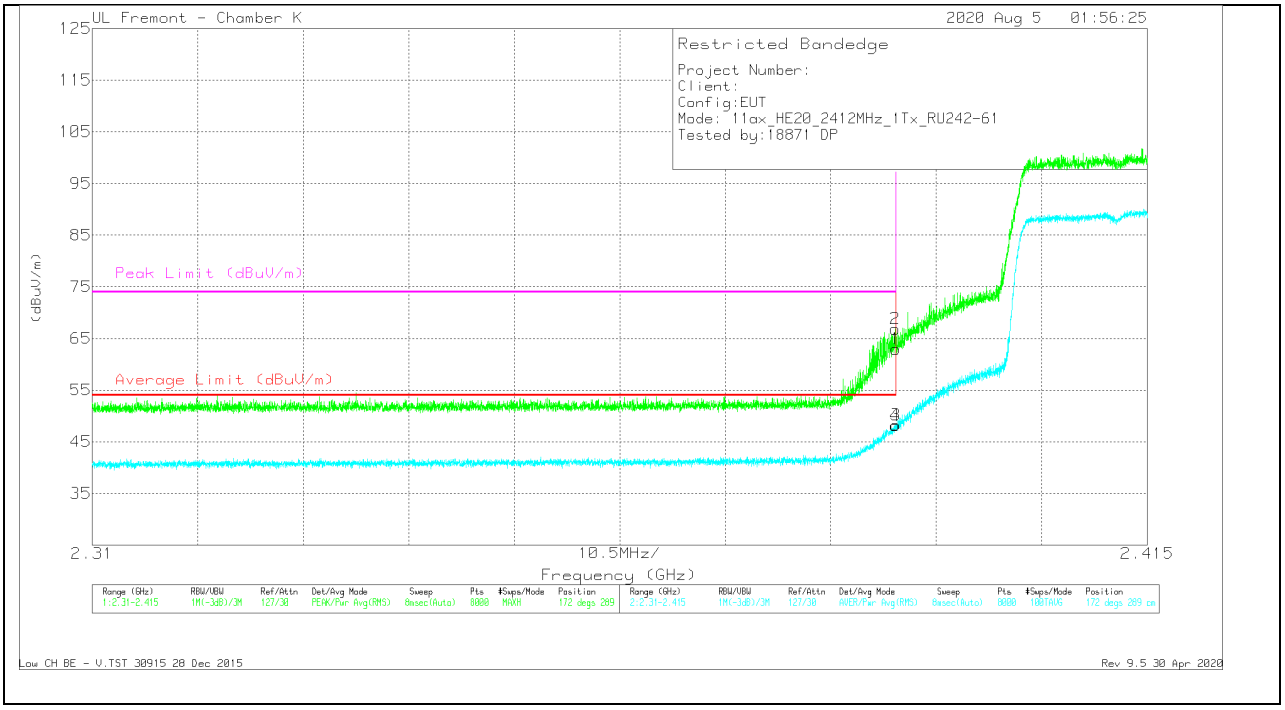

Marker	Frequency (GHz)	Meter Reading (dBuV)	Det	AF EMC4294 (dB/m)	Amp/Cbl/Fltr/Pad (dB)	Corrected Reading (dBuV/m)	Average Limit (dBuV/m)	Margin (dB)	Peak Limit (dBuV/m)	PK Margin (dB)	Azimuth (Degs)	Height (cm)	Polarity
1	* 2.39	66.05	Pk	31.9	-35	62.95	-	-	74	-11.05	172	289	V
2	* 2.38993	69.95	Pk	31.9	-35	66.85	-	-	74	-7.15	172	289	V
3	* 2.39	51.32	RMS	31.9	-35	48.22	54	-5.78	-	-	172	289	V
4	* 2.38992	51.25	RMS	31.9	-35	48.15	54	-5.85	-	-	172	289	V

* - indicates frequency in CFR47 Pt 15 / IC RSS-Restricted Band
Pk - Peak detector
RMS - RMS detection

UL VERIFICATION SERVICES INC.
47173 Benicia Street, Fremont, CA 94538; USA TEL:(510) 319-4000 FAX:(510) 661-0888
This report shall not be reproduced except in full, without the written approval of UL Verification Services Inc.

BANDEDGE (LOW CHANNEL, CH 2)

HORIZONTAL RESULT

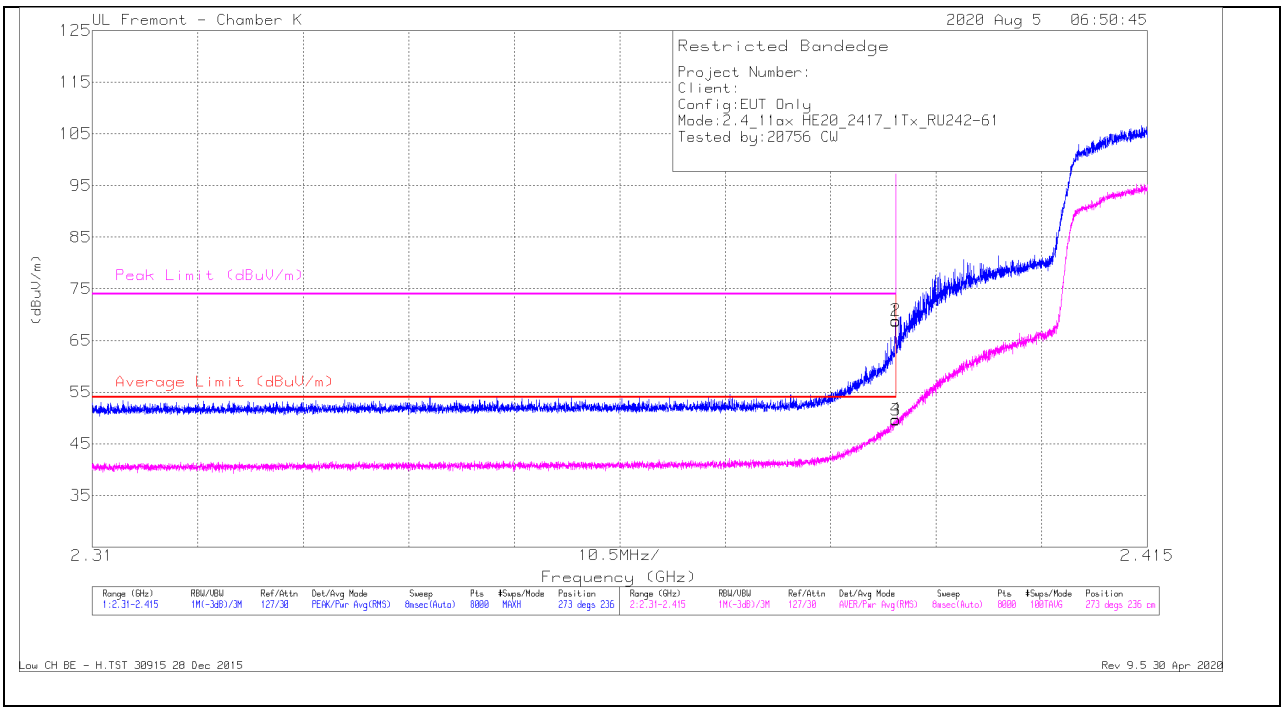

Marker	Frequency (GHz)	Meter Reading (dBuV)	Det	AF EMC4294 (dB/m)	Amp/Cbl/Fltr/Pad (dB)	Corrected Reading (dBuV/m)	Average Limit (dBuV/m)	Margin (dB)	Peak Limit (dBuV/m)	PK Margin (dB)	Azimuth (Degs)	Height (cm)	Polarity
1	* 2.39	71.8	Pk	31.9	-35	68.7	-	-	74	-5.3	273	236	H
2	* 2.38998	71.96	Pk	31.9	-35	68.86	-	-	74	-5.14	273	236	H
3	* 2.39	52.68	RMS	31.9	-35	49.58	54	-4.42	-	-	273	236	H
4	* 2.38997	52.85	RMS	31.9	-35	49.75	54	-4.25	-	-	273	236	H

* - indicates frequency in CFR47 Pt 15 / IC RSS-Restricted Band
Pk - Peak detector
RMS - RMS detection

UL VERIFICATION SERVICES INC.
47173 Benicia Street, Fremont, CA 94538; USA TEL:(510) 319-4000 FAX:(510) 661-0888
This report shall not be reproduced except in full, without the written approval of UL Verification Services Inc.

VERTICAL RESULT

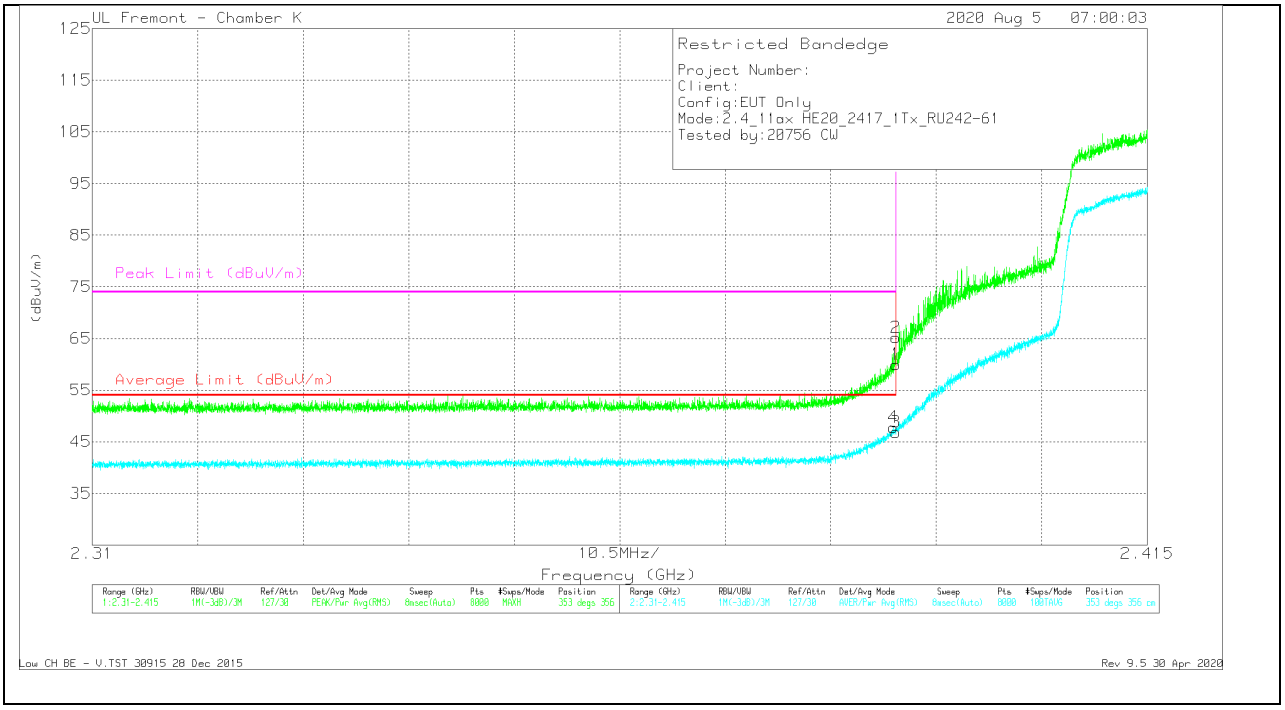

Marker	Frequency (GHz)	Meter Reading (dBuV)	Det	AF EMC4294 (dB/m)	Amp/Cbl/Fltr/Pad (dB)	Corrected Reading (dBuV/m)	Average Limit (dBuV/m)	Margin (dB)	Peak Limit (dBuV/m)	PK Margin (dB)	Azimuth (Degs)	Height (cm)	Polarity
1	* 2.39	63.07	Pk	31.9	-35	59.97	-	-	74	-14.03	353	356	V
2	* 2.38997	68.25	Pk	31.9	-35	65.15	-	-	74	-8.85	353	356	V
3	* 2.39	49.97	RMS	31.9	-35	46.87	54	-7.13	-	-	353	356	V
4	* 2.38972	50.88	RMS	31.9	-35	47.78	54	-6.22	-	-	353	356	V

* - indicates frequency in CFR47 Pt 15 / IC RSS-Restricted Band
Pk - Peak detector
RMS - RMS detection

UL VERIFICATION SERVICES INC.
47173 Benicia Street, Fremont, CA 94538; USA TEL:(510) 319-4000 FAX:(510) 661-0888
This report shall not be reproduced except in full, without the written approval of UL Verification Services Inc.

BANDEDGE (LOW CHANNEL, CH 3)

HORIZONTAL RESULT

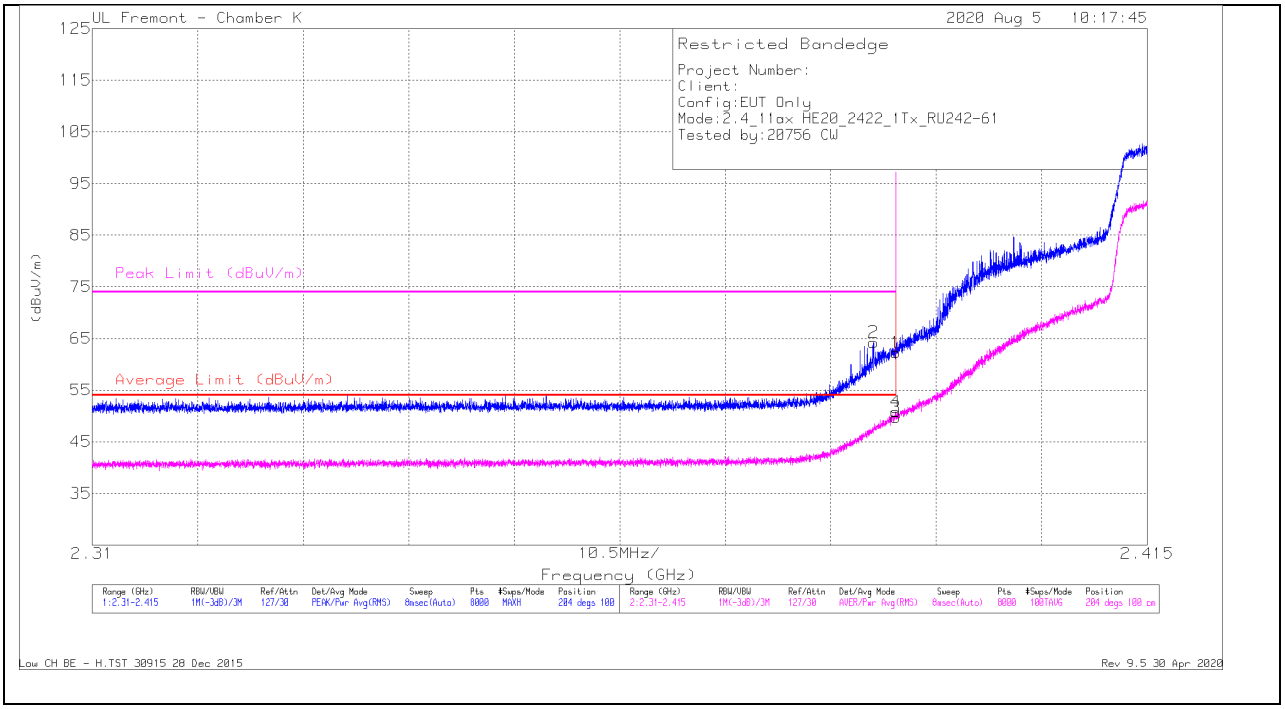

Marker	Frequency (GHz)	Meter Reading (dBuV)	Det	AF EMC4294 (dB/m)	Amp/Cbl/Fltr/Pad (dB)	Corrected Reading (dBuV/m)	Average Limit (dBuV/m)	Margin (dB)	Peak Limit (dBuV/m)	PK Margin (dB)	Azimuth (Degs)	Height (cm)	Polarity
1	* 2.39	65.33	Pk	31.9	-35	62.23	-	-	74	-11.77	204	100	H
2	* 2.38775	67.32	Pk	31.9	-35	64.22	-	-	74	-9.78	204	100	H
3	* 2.39	52.82	RMS	31.9	-35	49.72	54	-4.28	-	-	204	100	H
4	* 2.38996	53.89	RMS	31.9	-35	50.79	54	-3.21	-	-	204	100	H

* - indicates frequency in CFR47 Pt 15 / IC RSS-Restricted Band
Pk - Peak detector
RMS - RMS detection

UL VERIFICATION SERVICES INC.
47173 Benicia Street, Fremont, CA 94538; USA TEL:(510) 319-4000 FAX:(510) 661-0888
This report shall not be reproduced except in full, without the written approval of UL Verification Services Inc.

VERTICAL RESULT

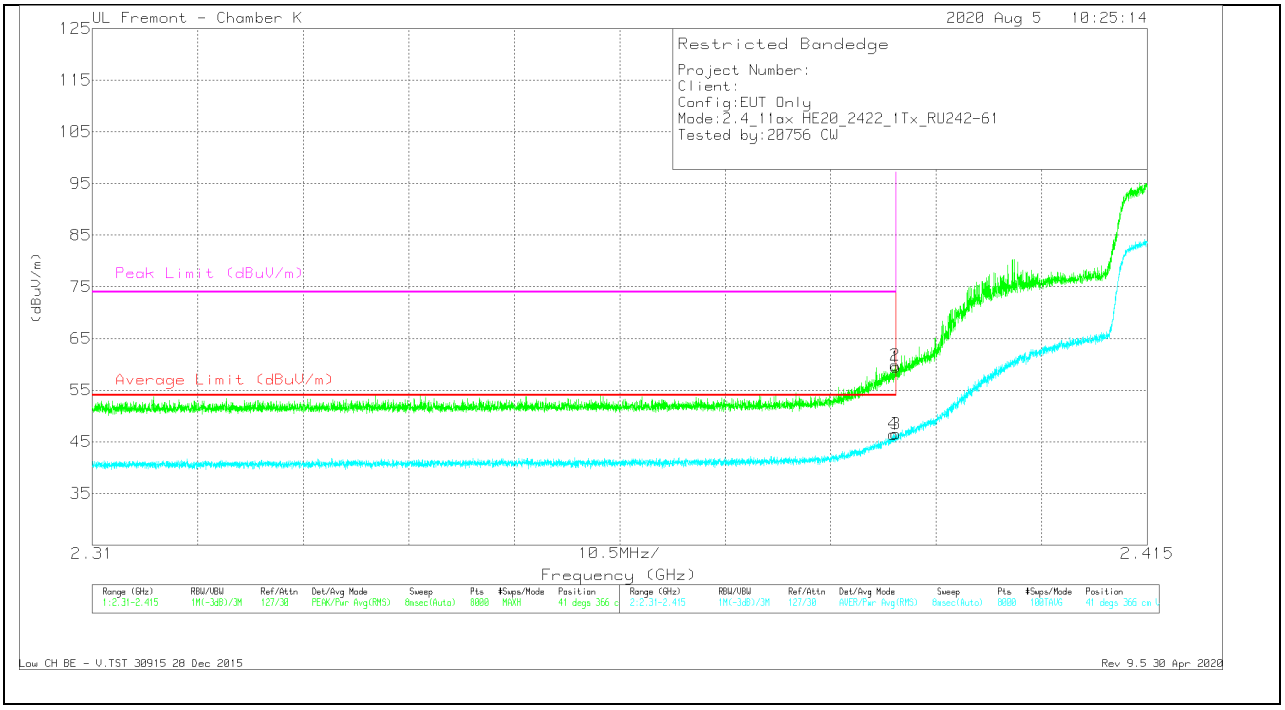

Marker	Frequency (GHz)	Meter Reading (dBuV)	Det	AF EMC4294 (dB/m)	Amp/Cbl/Fltr/Pad (dB)	Corrected Reading (dBuV/m)	Average Limit (dBuV/m)	Margin (dB)	Peak Limit (dBuV/m)	PK Margin (dB)	Azimuth (Degs)	Height (cm)	Polarity
1	* 2.39	62.54	Pk	31.9	-35	59.44	-	-	74	-14.56	41	366	V
2	* 2.38992	62.9	Pk	31.9	-35	59.8	-	-	74	-14.2	41	366	V
3	* 2.39	49.62	RMS	31.9	-35	46.52	54	-7.48	-	-	41	366	V
4	* 2.38975	49.57	RMS	31.9	-35	46.47	54	-7.53	-	-	41	366	V

* - indicates frequency in CFR47 Pt 15 / IC RSS-Restricted Band
Pk - Peak detector
RMS - RMS detection

UL VERIFICATION SERVICES INC.
47173 Benicia Street, Fremont, CA 94538; USA TEL:(510) 319-4000 FAX:(510) 661-0888
This report shall not be reproduced except in full, without the written approval of UL Verification Services Inc.

BANDEDGE (HIGH CHANNEL, CH 9)

HORIZONTAL RESULT

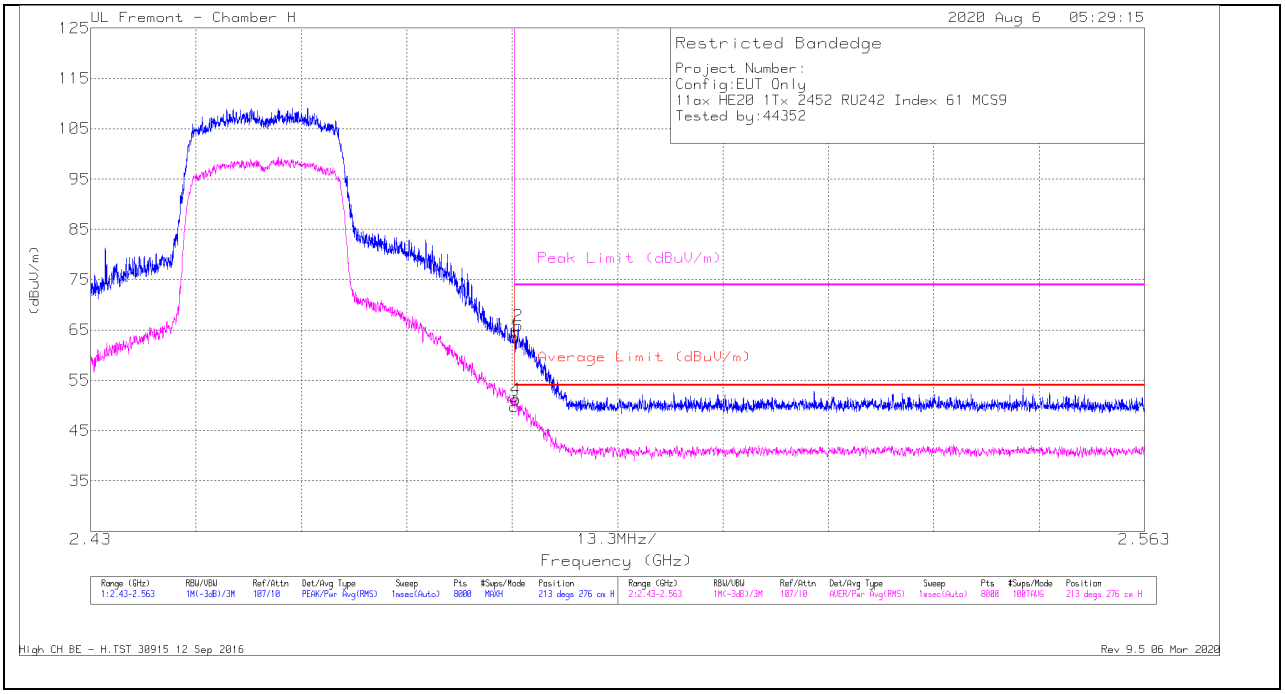

Marker	Frequency (GHz)	Meter Reading (dBuV)	Det	AF T863 (dB/m)	Amp/Cbl/Fltr/Pad (dB)	Corrected Reading (dBuV/m)	Average Limit (dBuV/m)	Margin (dB)	Peak Limit (dBuV/m)	PK Margin (dB)	Azimuth (Degs)	Height (cm)	Polarity
1	* 2.48351	54.78	Pk	32.5	-23.7	63.58	-	-	74	-10.42	213	276	H
2	* 2.48399	57.07	Pk	32.5	-23.7	65.87	-	-	74	-8.13	213	276	H
3	* 2.48351	40.99	RMS	32.5	-23.7	49.79	54	-4.21	-	-	213	276	H
4	* 2.48364	42.45	RMS	32.5	-23.7	51.25	54	-2.75	-	-	213	276	H

* - indicates frequency in CFR47 Pt 15 / IC RSS-Restricted Band
Pk - Peak detector
RMS - RMS detection

UL VERIFICATION SERVICES INC.
47173 Benicia Street, Fremont, CA 94538; USA TEL:(510) 319-4000 FAX:(510) 661-0888
This report shall not be reproduced except in full, without the written approval of UL Verification Services Inc.

VERTICAL RESULT

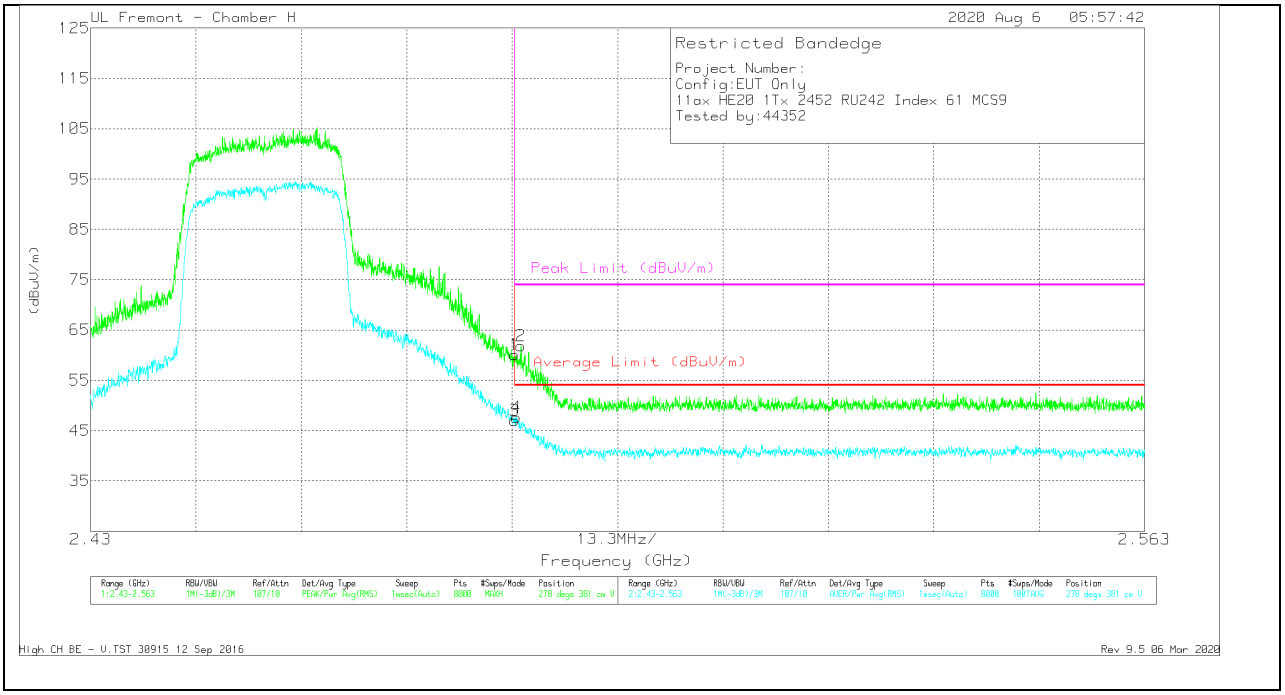

Marker	Frequency (GHz)	Meter Reading (dBuV)	Det	AF T863 (dB/m)	Amp/Cbl/Fltr/Pad (dB)	Corrected Reading (dBuV/m)	Average Limit (dBuV/m)	Margin (dB)	Peak Limit (dBuV/m)	PK Margin (dB)	Azimuth (Degs)	Height (cm)	Polarity
1	* 2.48351	51.25	Pk	32.5	-23.7	60.05	-	-	74	-13.95	278	381	V
2	* 2.48432	53.06	Pk	32.5	-23.7	61.86	-	-	74	-12.14	278	381	V
3	* 2.48351	38.21	RMS	32.5	-23.7	47.01	54	-6.99	-	-	278	381	V
4	* 2.48371	38.82	RMS	32.5	-23.7	47.62	54	-6.38	-	-	278	381	V

* - indicates frequency in CFR47 Pt 15 / IC RSS-Restricted Band
Pk - Peak detector
RMS - RMS detection

UL VERIFICATION SERVICES INC.
47173 Benicia Street, Fremont, CA 94538; USA TEL:(510) 319-4000 FAX:(510) 661-0888
This report shall not be reproduced except in full, without the written approval of UL Verification Services Inc.

BANDEDGE (HIGH CHANNEL, CH 10)

HORIZONTAL RESULT

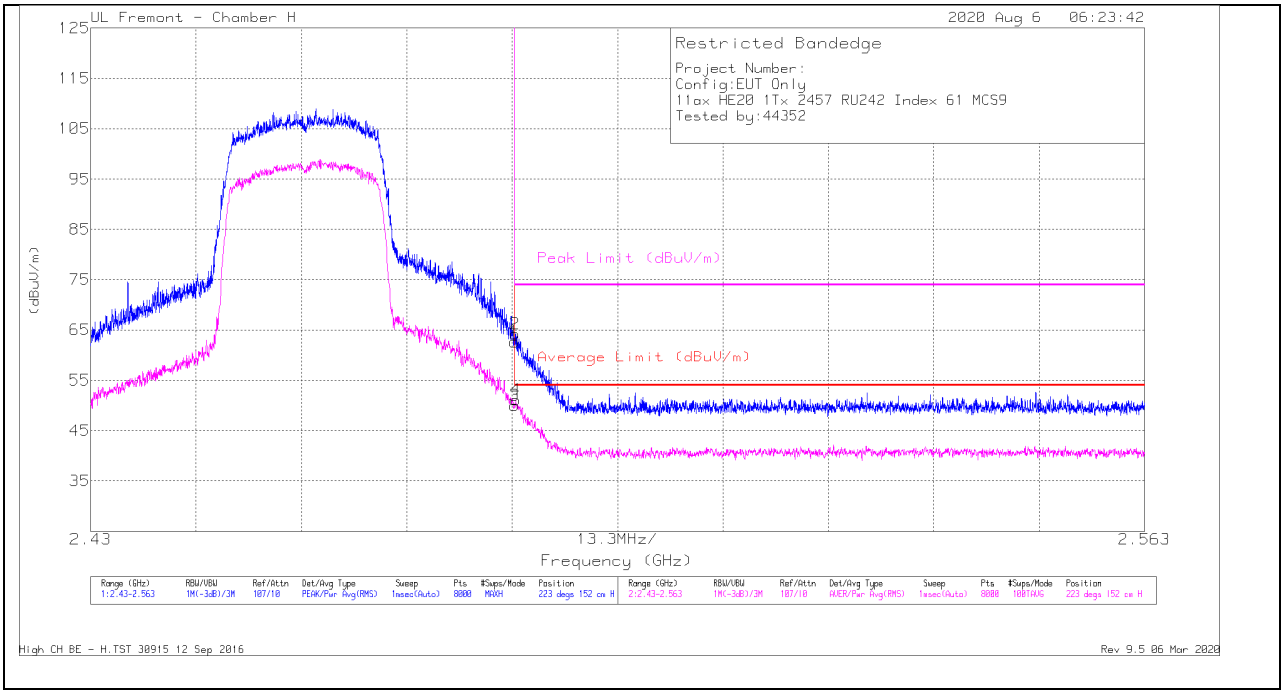

Marker	Frequency (GHz)	Meter Reading (dBuV)	Det	AF T863 (dB/m)	Amp/Cbl/Fltr/Pad (dB)	Corrected Reading (dBuV/m)	Average Limit (dBuV/m)	Margin (dB)	Peak Limit (dBuV/m)	PK Margin (dB)	Azimuth (Degs)	Height (cm)	Polarity
1	* 2.48351	53.86	Pk	32.5	-23.7	62.66	-	-	74	-11.34	223	152	H
2	* 2.48356	55.4	Pk	32.5	-23.7	64.2	-	-	74	-9.8	223	152	H
3	* 2.48351	41.23	RMS	32.5	-23.7	50.03	54	-3.97	-	-	223	152	H
4	* 2.48366	42.28	RMS	32.5	-23.7	51.08	54	-2.92	-	-	223	152	H

* - indicates frequency in CFR47 Pt 15 / IC RSS-Restricted Band
Pk - Peak detector
RMS - RMS detection

UL VERIFICATION SERVICES INC.
47173 Benicia Street, Fremont, CA 94538; USA TEL:(510) 319-4000 FAX:(510) 661-0888
This report shall not be reproduced except in full, without the written approval of UL Verification Services Inc.

VERTICAL RESULT

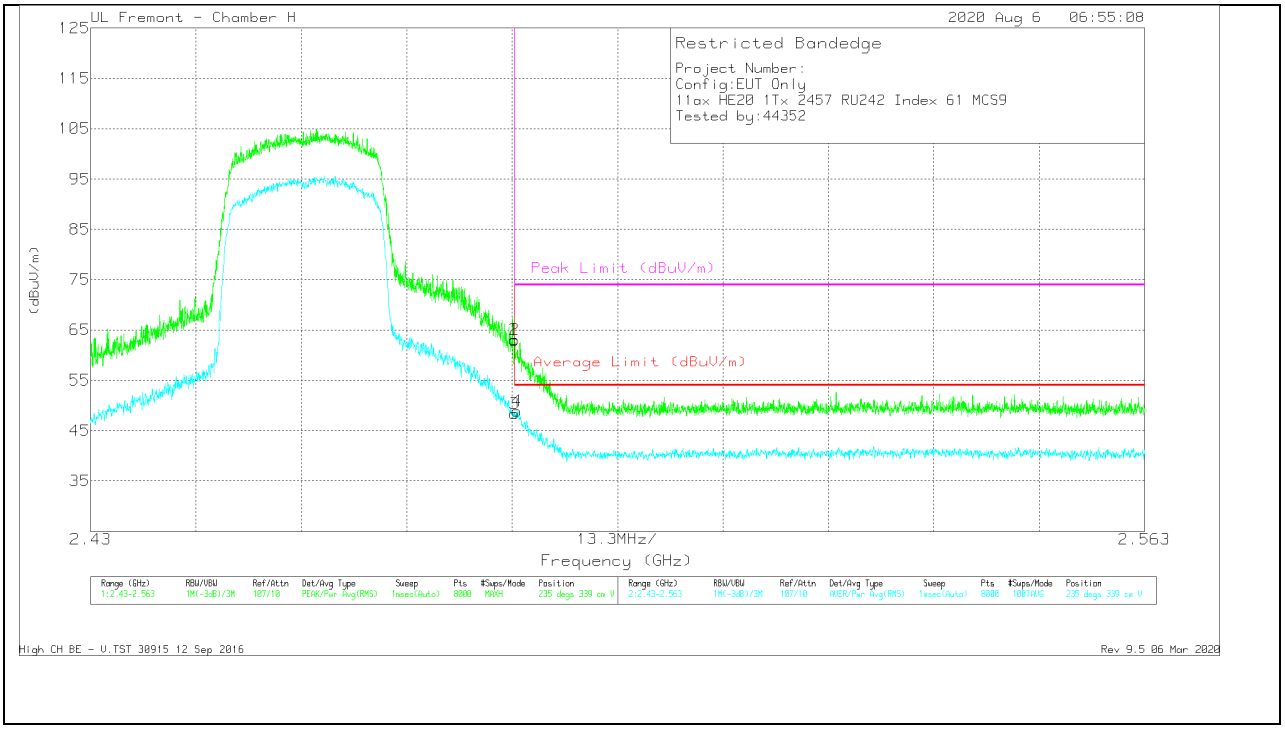

Marker	Frequency (GHz)	Meter Reading (dBuV)	Det	AF T863 (dB/m)	Amp/Cbl/Fltr/Pad (dB)	Corrected Reading (dBuV/m)	Average Limit (dBuV/m)	Margin (dB)	Peak Limit (dBuV/m)	PK Margin (dB)	Azimuth (Degs)	Height (cm)	Polarity
1	* 2.48351	54.17	Pk	32.5	-23.7	62.97	-	-	74	-11.03	235	339	V
2	* 2.48352	54.26	Pk	32.5	-23.7	63.06	-	-	74	-10.94	235	339	V
3	* 2.48351	39.64	RMS	32.5	-23.7	48.44	54	-5.56	-	-	235	339	V
4	* 2.48381	40.09	RMS	32.5	-23.7	48.89	54	-5.11	-	-	235	339	V

* - indicates frequency in CFR47 Pt 15 / IC RSS-Restricted Band
Pk - Peak detector
RMS - RMS detection

UL VERIFICATION SERVICES INC.
47173 Benicia Street, Fremont, CA 94538; USA TEL:(510) 319-4000 FAX:(510) 661-0888
This report shall not be reproduced except in full, without the written approval of UL Verification Services Inc.

BANDEDGE (HIGH CHANNEL, CH 11)

HORIZONTAL RESULT

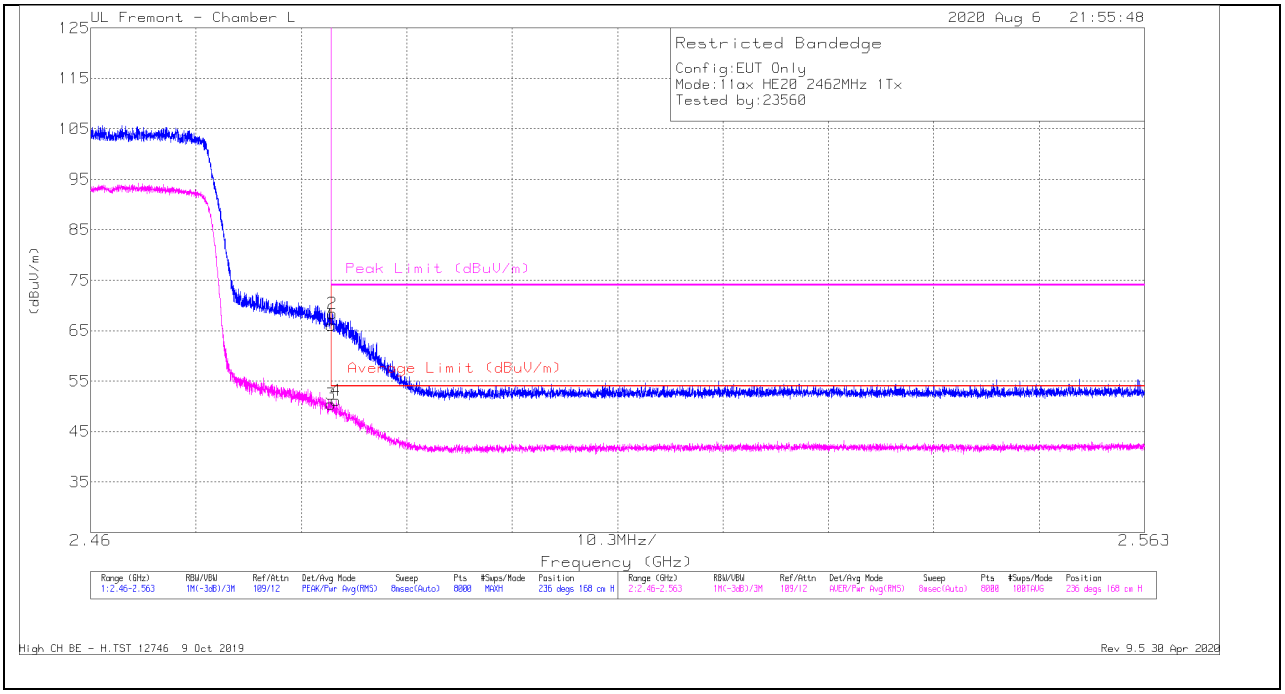

Marker	Frequency (GHz)	Meter Reading (dBuV)	Det	AF 344 (dB/m)	Amp/Cbl/Fltr/Pad (dB)	Corrected Reading (dBuV/m)	Average Limit (dBuV/m)	Margin (dB)	Peak Limit (dBuV/m)	PK Margin (dB)	Azimuth (Degs)	Height (cm)	Polarity
1	* 2.4835	46.64	Pk	32.3	-12.9	66.04	-	-	74	-7.96	236	168	H
2	* 2.48362	48.99	Pk	32.3	-12.9	68.39	-	-	74	-5.61	236	168	H
3	* 2.4835	31.06	RMS	32.3	-12.9	50.46	54	-3.54	-	-	236	168	H
4	* 2.484	31.72	RMS	32.3	-12.9	51.12	54	-2.88	-	-	236	168	H

* - indicates frequency in CFR47 Pt 15 / IC RSS-Restricted Band
Pk - Peak detector
RMS - RMS detection

UL VERIFICATION SERVICES INC.
47173 Benicia Street, Fremont, CA 94538; USA TEL:(510) 319-4000 FAX:(510) 661-0888
This report shall not be reproduced except in full, without the written approval of UL Verification Services Inc.

VERTICAL RESULT

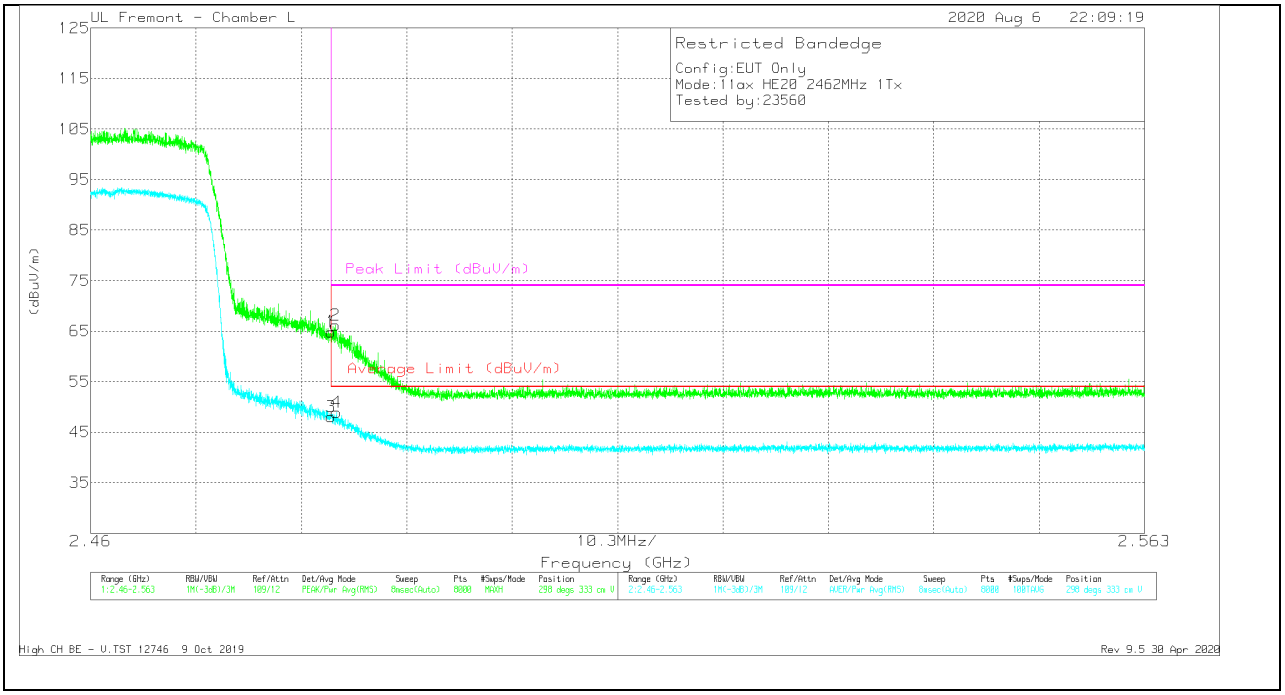

Marker	Frequency (GHz)	Meter Reading (dBuV)	Det	AF 344 (dB/m)	Amp/Cbl/Fltr/Pad (dB)	Corrected Reading (dBuV/m)	Average Limit (dBuV/m)	Margin (dB)	Peak Limit (dBuV/m)	PK Margin (dB)	Azimuth (Degs)	Height (cm)	Polarity
1	* 2.4835	45.48	Pk	32.3	-12.9	64.88	-	-	74	-9.12	298	333	V
2	* 2.48395	46.75	Pk	32.3	-12.9	66.15	-	-	74	-7.85	298	333	V
3	* 2.4835	28.62	RMS	32.3	-12.9	48.02	54	-5.98	-	-	298	333	V
4	* 2.48402	29.56	RMS	32.3	-12.9	48.96	54	-5.04	-	-	298	333	V

* - indicates frequency in CFR47 Pt 15 / IC RSS-Restricted Band
Pk - Peak detector
RMS - RMS detection

UL VERIFICATION SERVICES INC.
47173 Benicia Street, Fremont, CA 94538; USA TEL:(510) 319-4000 FAX:(510) 661-0888
This report shall not be reproduced except in full, without the written approval of UL Verification Services Inc.

BANDEDGE (HIGH CHANNEL, CH 12)

HORIZONTAL RESULT

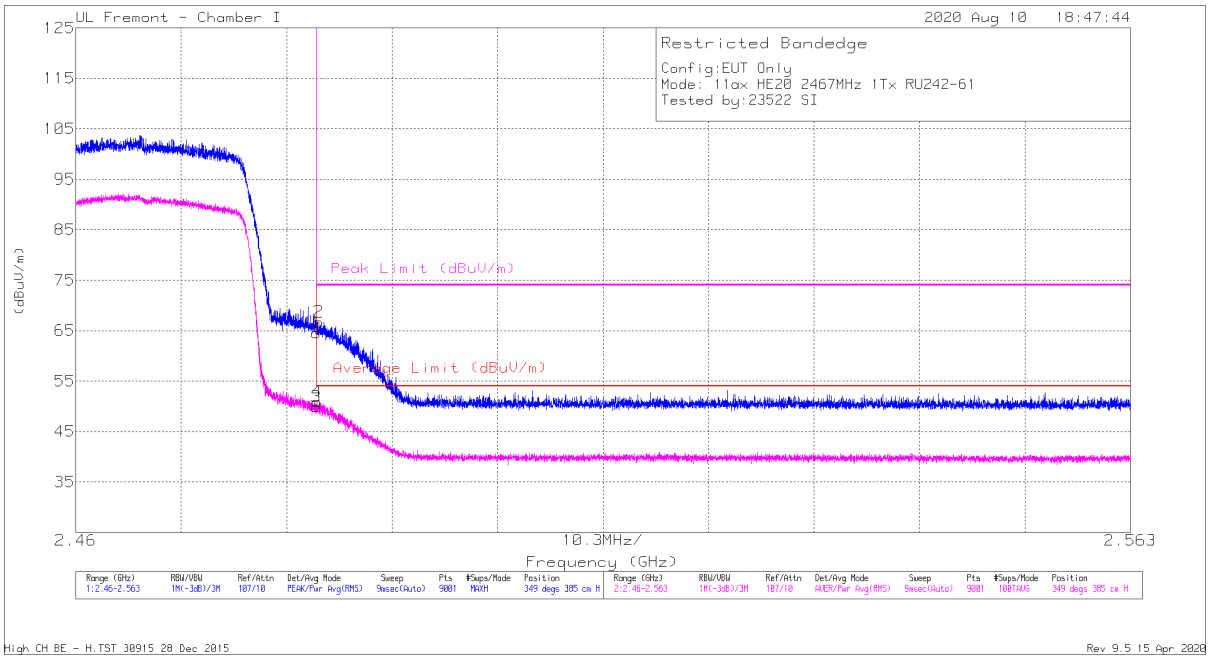

Marker	Frequency (GHz)	Meter Reading (dBuV)	Det	AF T346 (dB/m)	Amp/Cbl/Fltr/Pad (dB)	Corrected Reading (dBuV/m)	Average Limit (dBuV/m)	Margin (dB)	Peak Limit (dBuV/m)	PK Margin (dB)	Azimuth (Degs)	Height (cm)	Polarity
1	* 2.48351	49.87	Pk	32.4	-17.7	64.57	-	-	74	-9.43	349	385	H
2	* 2.48373	52.04	Pk	32.4	-17.7	66.74	-	-	74	-7.26	349	385	H
3	* 2.48351	35.18	RMS	32.4	-17.7	49.88	54	-4.12	-	-	349	385	H
4	* 2.48354	36.16	RMS	32.4	-17.7	50.86	54	-3.14	-	-	349	385	H

* - indicates frequency in CFR47 Pt 15 / IC RSS-Restricted Band
Pk - Peak detector
RMS - RMS detection

UL VERIFICATION SERVICES INC.
47173 Benicia Street, Fremont, CA 94538; USA TEL:(510) 319-4000 FAX:(510) 661-0888
This report shall not be reproduced except in full, without the written approval of UL Verification Services Inc.

VERTICAL RESULT

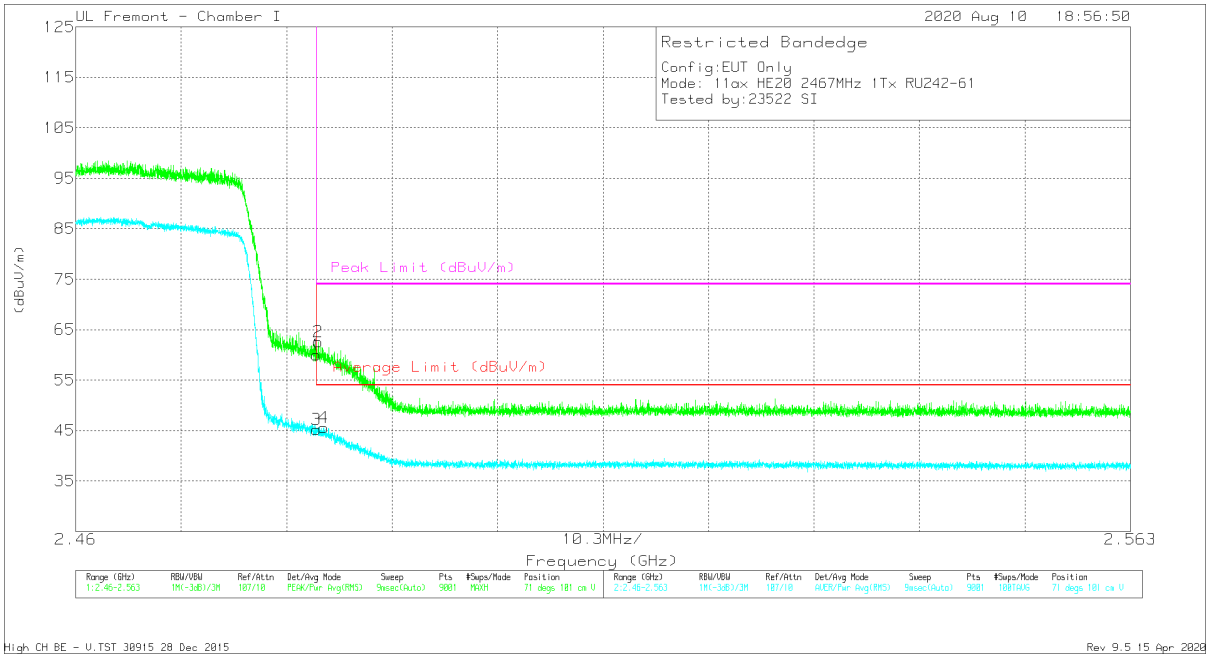

Marker	Frequency (GHz)	Meter Reading (dBuV)	Det	AF T346 (dB/m)	Amp/Cbl/Fltr/Pad (dB)	Corrected Reading (dBuV/m)	Average Limit (dBuV/m)	Margin (dB)	Peak Limit (dBuV/m)	PK Margin (dB)	Azimuth (Degs)	Height (cm)	Polarity
1	* 2.48351	45.24	Pk	32.4	-17.7	59.94	-	-	74	-14.06	71	101	V
2	* 2.48369	47.9	Pk	32.4	-17.7	62.6	-	-	74	-11.4	71	101	V
3	* 2.48351	30.46	RMS	32.4	-17.7	45.16	54	-8.84	-	-	71	101	V
4	* 2.48422	30.87	RMS	32.4	-17.7	45.57	54	-8.43	-	-	71	101	V

* - indicates frequency in CFR47 Pt 15 / IC RSS-Restricted Band
Pk - Peak detector
RMS - RMS detection

UL VERIFICATION SERVICES INC.
47173 Benicia Street, Fremont, CA 94538; USA TEL:(510) 319-4000 FAX:(510) 661-0888
This report shall not be reproduced except in full, without the written approval of UL Verification Services Inc.

BANDEDGE (HIGH CHANNEL, CH 13)

HORIZONTAL RESULT

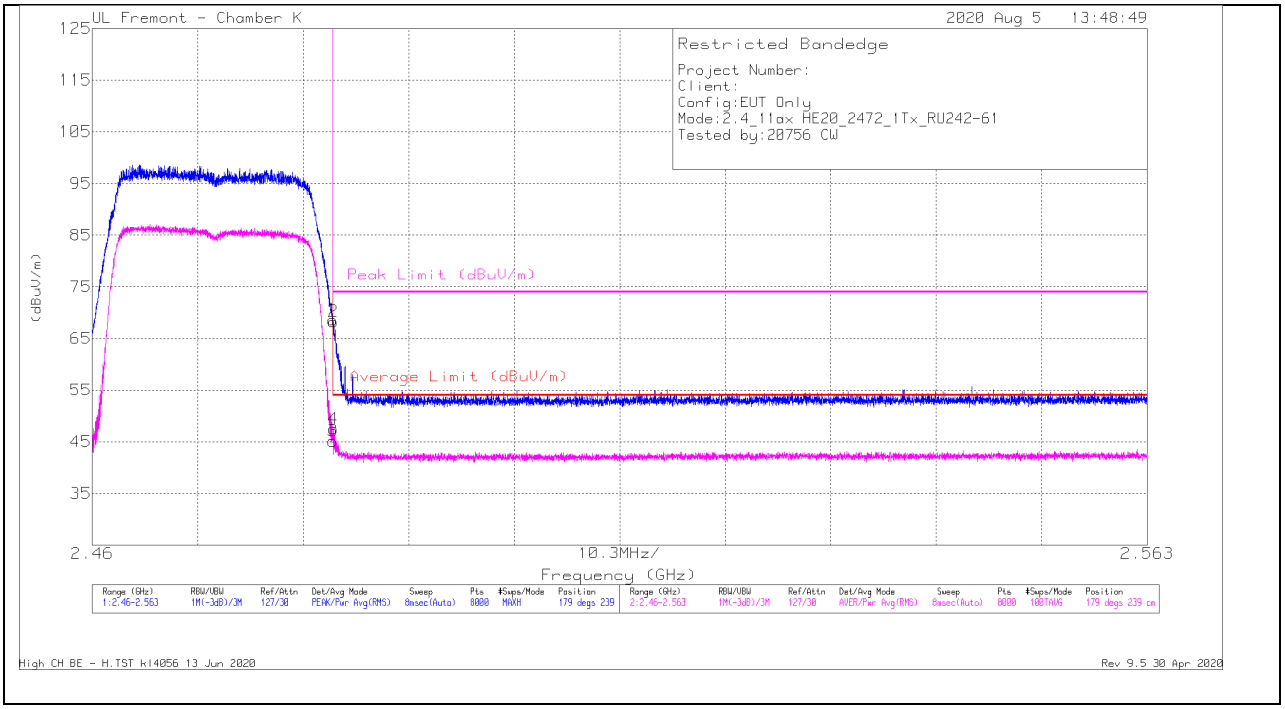

Marker	Frequency (GHz)	Meter Reading (dBuV)	Det	AF EMC4294 (dB/m)	Amp/Cbl/Fltr/Pad (dB)	Corrected Reading (dBuV/m)	Average Limit (dBuV/m)	Margin (dB)	Peak Limit (dBuV/m)	PK Margin (dB)	Azimuth (Degs)	Height (cm)	Polarity
1	* 2.4835	70.69	Pk	32.5	-34.6	68.59	-	-	74	-5.41	179	239	H
2	* 2.48353	70.35	Pk	32.5	-34.6	68.25	-	-	74	-5.75	179	239	H
3	* 2.4835	47.25	RMS	32.5	-34.6	45.15	54	-8.85	-	-	179	239	H
4	* 2.48353	49.61	RMS	32.5	-34.6	47.51	54	-6.49	-	-	179	239	H

* - indicates frequency in CFR47 Pt 15 / IC RSS-Restricted Band
Pk - Peak detector
RMS - RMS detection

UL VERIFICATION SERVICES INC.
47173 Benicia Street, Fremont, CA 94538; USA TEL:(510) 319-4000 FAX:(510) 661-0888
This report shall not be reproduced except in full, without the written approval of UL Verification Services Inc.

VERTICAL RESULT

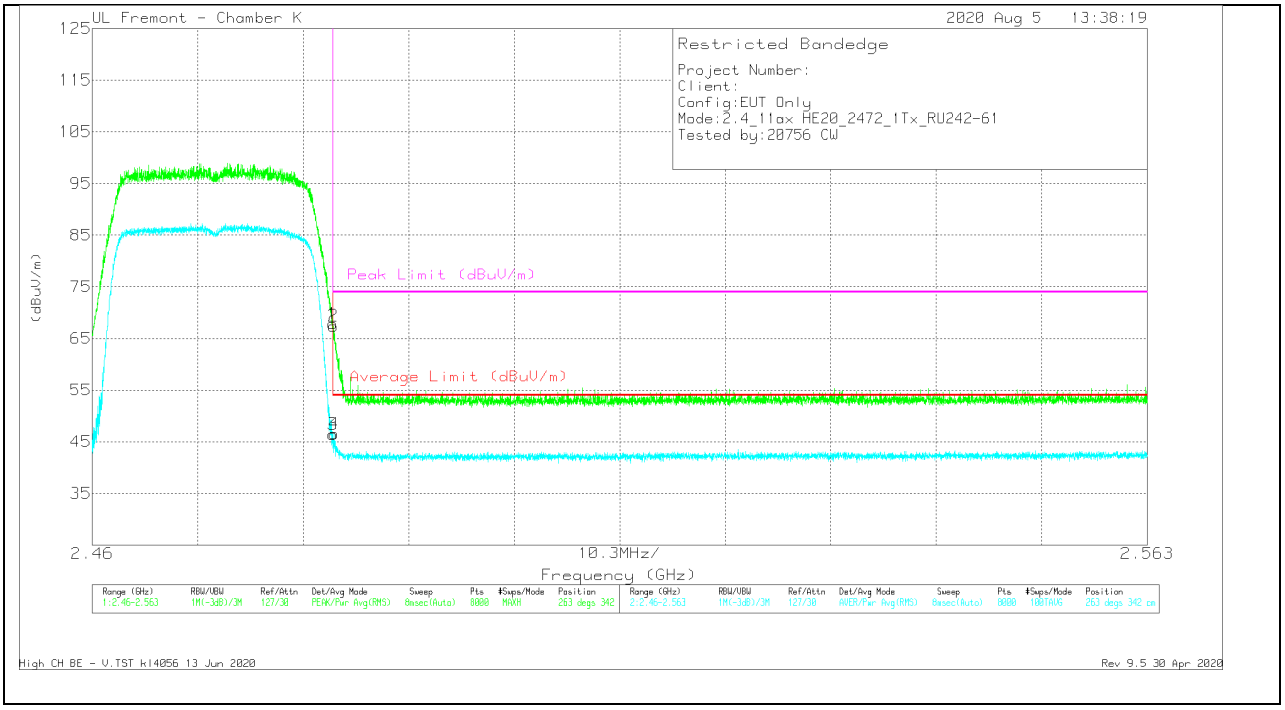

Marker	Frequency (GHz)	Meter Reading (dBuV)	Det	AF EMC4294 (dB/m)	Amp/Cbl/Fltr/Pad (dB)	Corrected Reading (dBuV/m)	Average Limit (dBuV/m)	Margin (dB)	Peak Limit (dBuV/m)	PK Margin (dB)	Azimuth (Degs)	Height (cm)	Polarity
1	* 2.4835	69.94	Pk	32.5	-34.6	67.84	-	-	74	-6.16	263	342	V
2	* 2.48354	69.51	Pk	32.5	-34.6	67.41	-	-	74	-6.59	263	342	V
3	* 2.4835	48.56	RMS	32.5	-34.6	46.46	54	-7.54	-	-	263	342	V
4	* 2.4836	48.63	RMS	32.5	-34.6	46.53	54	-7.47	-	-	263	342	V

* - indicates frequency in CFR47 Pt 15 / IC RSS-Restricted Band
Pk - Peak detector
RMS - RMS detection

UL VERIFICATION SERVICES INC.
47173 Benicia Street, Fremont, CA 94538; USA TEL:(510) 319-4000 FAX:(510) 661-0888
This report shall not be reproduced except in full, without the written approval of UL Verification Services Inc.

10.1.4. TX ABOVE 1 GHz 802.11ax HE20 OFDMA MODE IN THE 2.4 GHz BAND

2TX ANT 4 + ANT 3 OFDMA MODE: 26-Tones, RU Index 0

BANDEDGE (LOW CHANNEL, CH 1)

HORIZONTAL RESULT

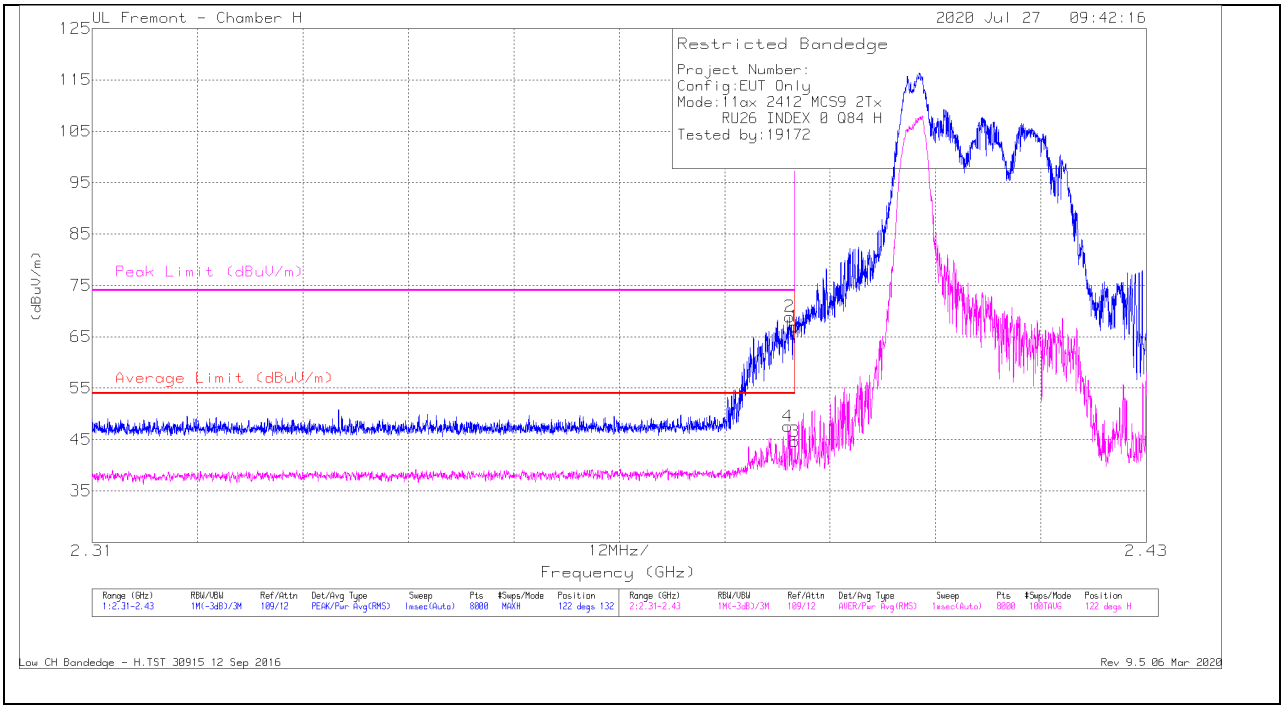

Marker	Frequency (GHz)	Meter Reading (dBuV)	Det	AF T863 (dB/m)	Amp/Cbl/Fltr/Pad (dB)	Corrected Reading (dBuV/m)	Average Limit (dBuV/m)	Margin (dB)	Peak Limit (dBuV/m)	PK Margin (dB)	Azimuth (Degs)	Height (cm)	Polarity
1	* 2.38999	56.6	Pk	32.1	-21.7	67	-	-	74	-7	122	132	H
2	* 2.38941	58.62	Pk	32.1	-21.8	68.92	-	-	74	-5.08	122	132	H
3	* 2.38999	34.25	RMS	32.1	-21.7	44.65	54	-9.35	-	-	122	132	H
4	* 2.3892	37.29	RMS	32.1	-21.8	47.59	54	-6.41	-	-	122	132	H

* - indicates frequency in CFR47 Pt 15 / IC RSS-Restricted Band
Pk - Peak detector
RMS - RMS detection

Low CH Bandedge - H.TST 30915 12 Sep 2016
Rev 9.5 06 Mar 2020

UL VERIFICATION SERVICES INC.
47173 Benicia Street, Fremont, CA 94538; USA TEL:(510) 319-4000 FAX:(510) 661-0888
This report shall not be reproduced except in full, without the written approval of UL Verification Services Inc.

VERTICAL RESULT

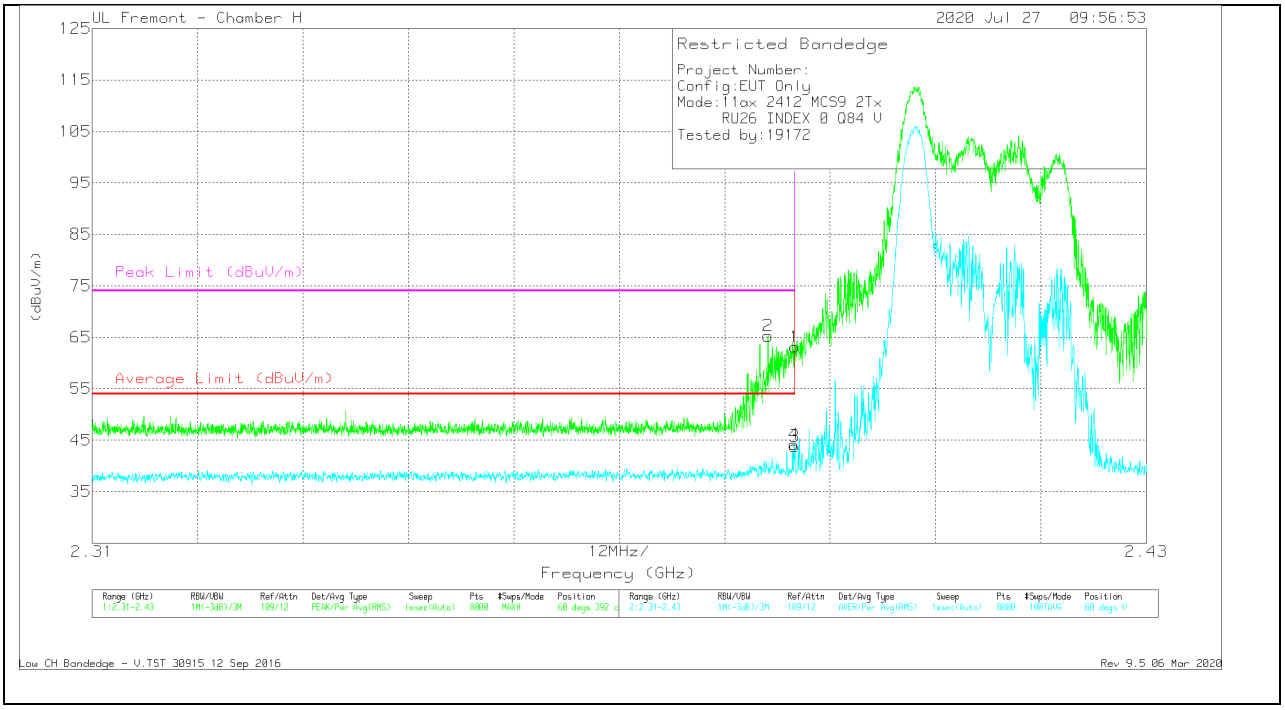

Marker	Frequency (GHz)	Meter Reading (dBuV)	Det	AF T863 (dB/m)	Amp/Cbl/Fltr/Pad (dB)	Corrected Reading (dBuV/m)	Average Limit (dBuV/m)	Margin (dB)	Peak Limit (dBuV/m)	PK Margin (dB)	Azimuth (Degs)	Height (cm)	Polarity
1	* 2.38999	52.72	Pk	32.1	-21.7	63.12	-	-	74	-10.88	60	392	V
2	* 2.38693	54.99	Pk	32.1	-21.8	65.29	-	-	74	-8.71	60	392	V
3	* 2.38999	33.41	RMS	32.1	-21.7	43.81	54	-10.19	-	-	60	392	V
4	* 2.38989	33.87	RMS	32.1	-21.8	44.17	54	-9.83	-	-	60	392	V

* - indicates frequency in CFR47 Pt 15 / IC RSS-Restricted Band
Pk - Peak detector
RMS - RMS detection

Low CH Bandedge - V.TST 30915 12 Sep 2016
Rev 9.5 06 Mar 2020

UL VERIFICATION SERVICES INC.
47173 Benicia Street, Fremont, CA 94538; USA TEL:(510) 319-4000 FAX:(510) 661-0888
This report shall not be reproduced except in full, without the written approval of UL Verification Services Inc.

BANDEDGE (LOW CHANNEL, CH 2)

HORIZONTAL RESULT

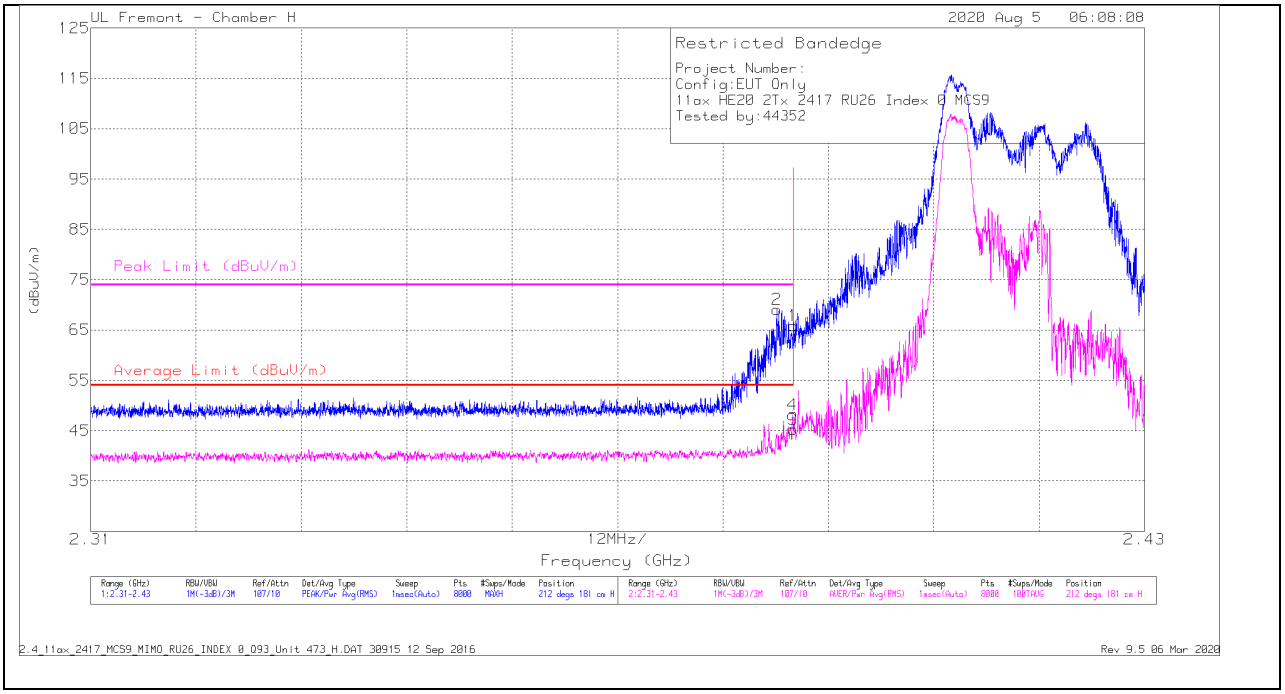

Marker	Frequency (GHz)	Meter Reading (dBuV)	Det	AF T863 (dB/m)	Amp/Cbl/Fltr/Pad (dB)	Corrected Reading (dBuV/m)	Average Limit (dBuV/m)	Margin (dB)	Peak Limit (dBuV/m)	PK Margin (dB)	Azimuth (Degs)	Height (cm)	Polarity
1	* 2.38999	57.57	Pk	32.1	-23.8	65.87	-	-	74	-8.13	212	181	H
2	* 2.38813	60.73	Pk	32.1	-23.8	69.03	-	-	74	-4.97	212	181	H
3	* 2.38999	37.03	RMS	32.1	-23.8	45.33	54	-8.67	-	-	212	181	H
4	* 2.38992	39.78	RMS	32.1	-23.8	48.08	54	-5.92	-	-	212	181	H

* - indicates frequency in CFR47 Pt 15 / IC RSS-Restricted Band
Pk - Peak detector
RMS - RMS detection

UL VERIFICATION SERVICES INC.
47173 Benicia Street, Fremont, CA 94538; USA TEL:(510) 319-4000 FAX:(510) 661-0888
This report shall not be reproduced except in full, without the written approval of UL Verification Services Inc.

VERTICAL RESULT

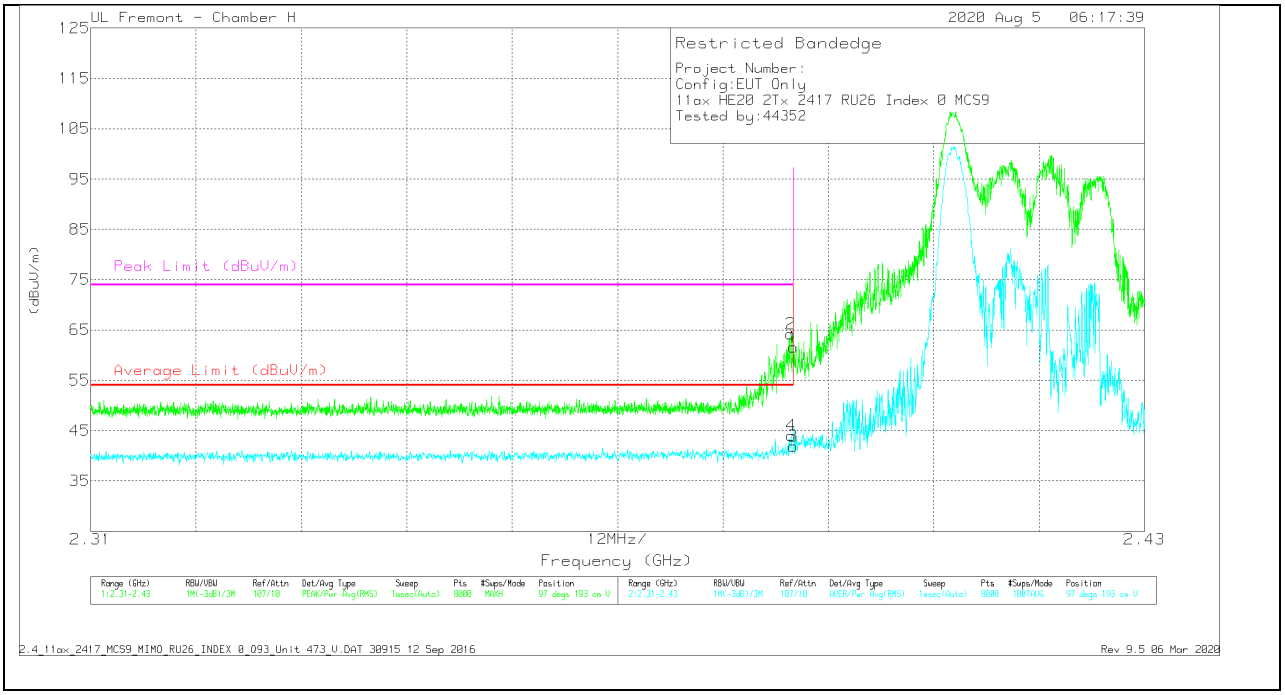

Marker	Frequency (GHz)	Meter Reading (dBuV)	Det	AF T863 (dB/m)	Amp/Cbl/Fltr/Pad (dB)	Corrected Reading (dBuV/m)	Average Limit (dBuV/m)	Margin (dB)	Peak Limit (dBuV/m)	PK Margin (dB)	Azimuth (Degs)	Height (cm)	Polarity
1	* 2.38999	53.29	Pk	32.1	-23.8	61.59	-	-	74	-12.41	97	193	V
2	* 2.38974	55.93	Pk	32.1	-23.8	64.23	-	-	74	-9.77	97	193	V
3	* 2.38999	33.56	RMS	32.1	-23.8	41.86	54	-12.14	-	-	97	193	V
4	* 2.38977	35.77	RMS	32.1	-23.8	44.07	54	-9.93	-	-	97	193	V

* - indicates frequency in CFR47 Pt 15 / IC RSS-Restricted Band
Pk - Peak detector
RMS - RMS detection

UL VERIFICATION SERVICES INC.
47173 Benicia Street, Fremont, CA 94538; USA TEL:(510) 319-4000 FAX:(510) 661-0888
This report shall not be reproduced except in full, without the written approval of UL Verification Services Inc.

BANDEDGE (LOW CHANNEL, CH 3)

HORIZONTAL RESULT

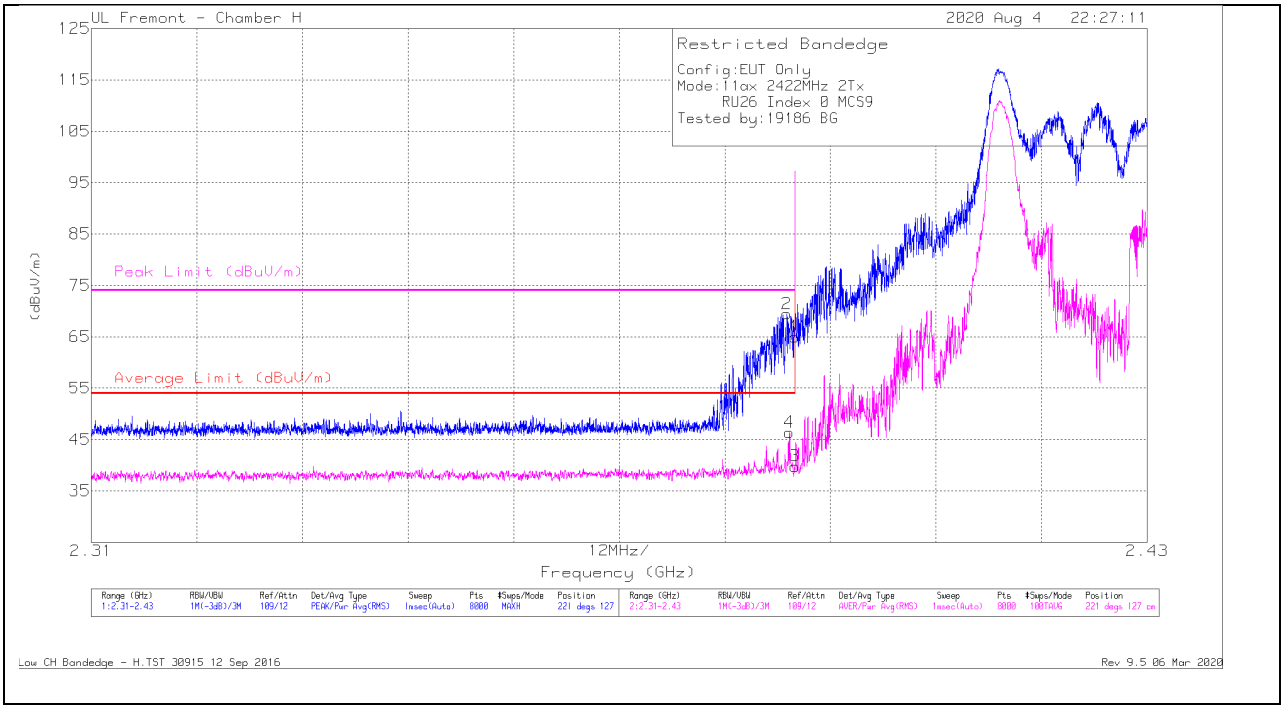

Marker	Frequency (GHz)	Meter Reading (dBuV)	Det	AF T863 (dB/m)	Amp/Cbl/Fltr/Pad (dB)	Corrected Reading (dBuV/m)	Average Limit (dBuV/m)	Margin (dB)	Peak Limit (dBuV/m)	PK Margin (dB)	Azimuth (Degs)	Height (cm)	Polarity
1	* 2.38999	54.57	Pk	32.1	-21.7	64.97	-	-	74	-9.03	221	127	H
2	* 2.38906	59.17	Pk	32.1	-21.8	69.47	-	-	74	-4.53	221	127	H
3	* 2.38999	29.43	RMS	32.1	-21.7	39.83	54	-14.17	-	-	221	127	H
4	* 2.38935	36.1	RMS	32.1	-21.8	46.4	54	-7.6	-	-	221	127	H

* - indicates frequency in CFR47 Pt 15 / IC RSS-Restricted Band
Pk - Peak detector
RMS - RMS detection

UL VERIFICATION SERVICES INC.
47173 Benicia Street, Fremont, CA 94538; USA TEL:(510) 319-4000 FAX:(510) 661-0888
This report shall not be reproduced except in full, without the written approval of UL Verification Services Inc.

VERTICAL RESULT

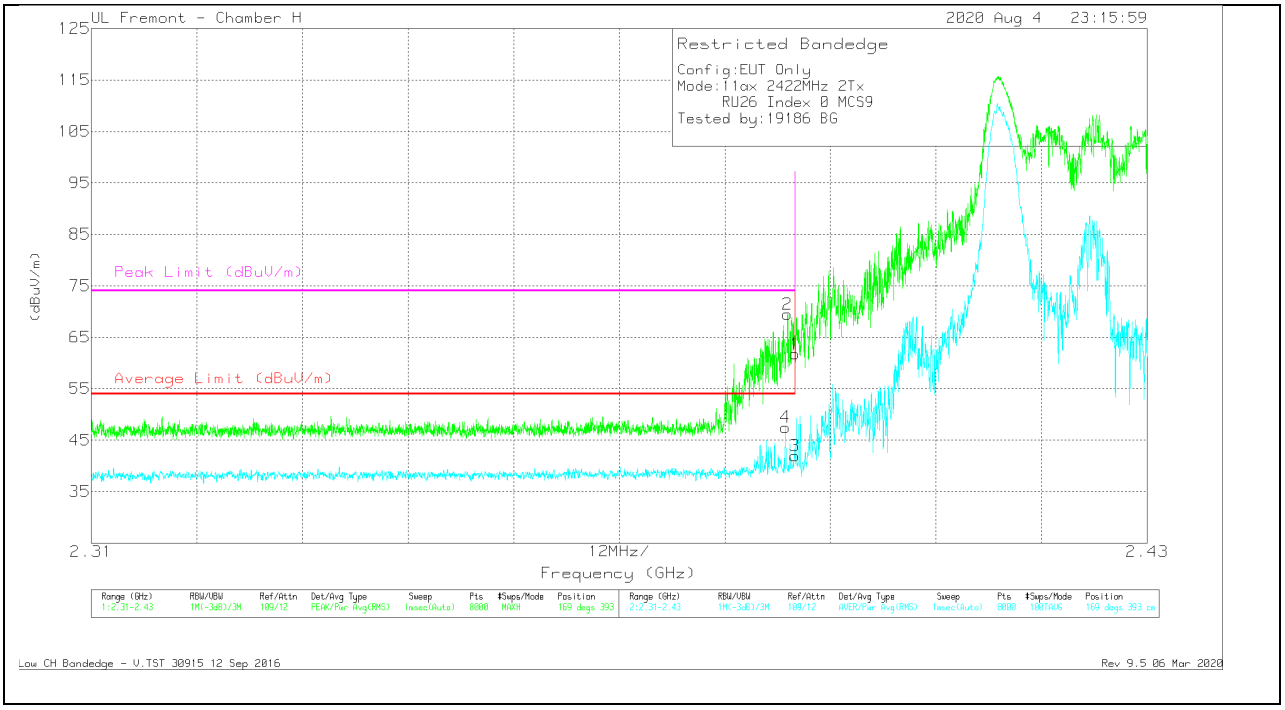

Marker	Frequency (GHz)	Meter Reading (dBuV)	Det	AF T863 (dB/m)	Amp/Cbl/Fltr/Pad (dB)	Corrected Reading (dBuV/m)	Average Limit (dBuV/m)	Margin (dB)	Peak Limit (dBuV/m)	PK Margin (dB)	Azimuth (Degs)	Height (cm)	Polarity
1	* 2.38999	51.37	Pk	32.1	-21.7	61.77	-	-	74	-12.23	169	393	V
2	* 2.38914	59.16	Pk	32.1	-21.8	69.46	-	-	74	-4.54	169	393	V
3	* 2.38999	31.57	RMS	32.1	-21.7	41.97	54	-12.03	-	-	169	393	V
4	* 2.3889	37.18	RMS	32.1	-21.8	47.48	54	-6.52	-	-	169	393	V

* - indicates frequency in CFR47 Pt 15 / IC RSS-Restricted Band
Pk - Peak detector
RMS - RMS detection

UL VERIFICATION SERVICES INC.
47173 Benicia Street, Fremont, CA 94538; USA TEL:(510) 319-4000 FAX:(510) 661-0888
This report shall not be reproduced except in full, without the written approval of UL Verification Services Inc.

BANDEDGE (HIGH CHANNEL, CH 10)

HORIZONTAL RESULT

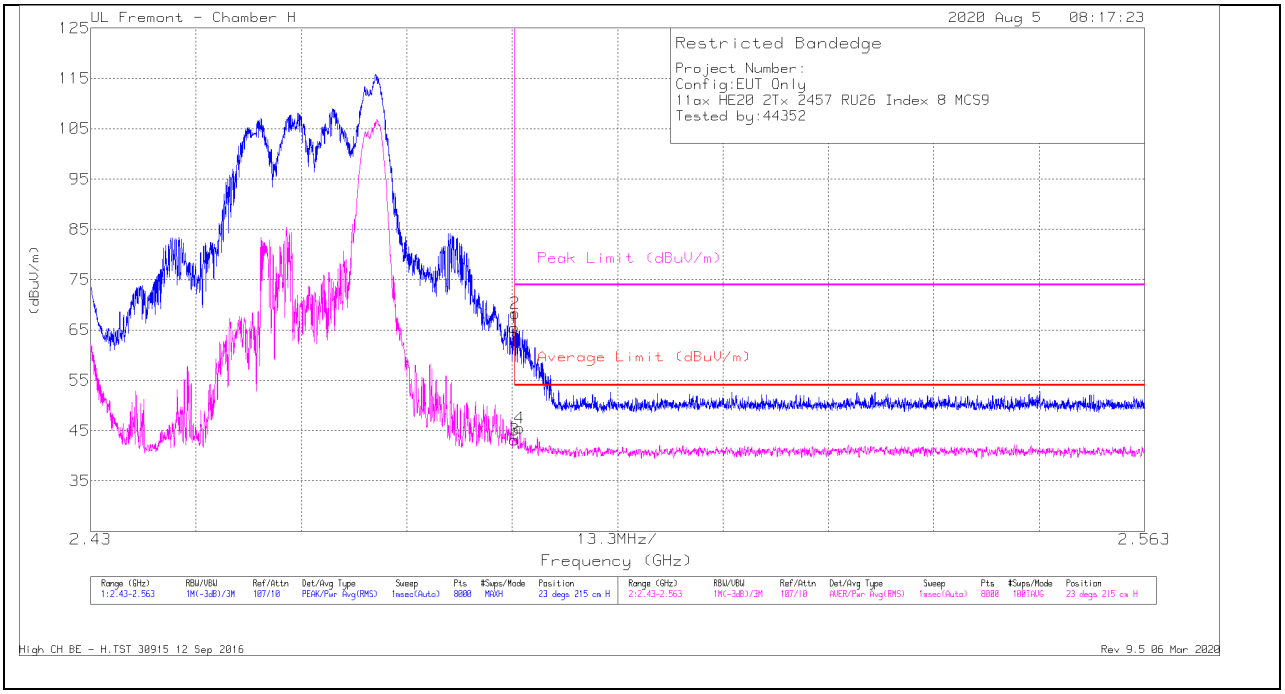

Marker	Frequency (GHz)	Meter Reading (dBuV)	Det	AF T863 (dB/m)	Amp/Cbl/Fltr/Pad (dB)	Corrected Reading (dBuV/m)	Average Limit (dBuV/m)	Margin (dB)	Peak Limit (dBuV/m)	PK Margin (dB)	Azimuth (Degs)	Height (cm)	Polarity
1	* 2.48351	56.7	Pk	32.5	-23.7	65.5	-	-	74	-8.5	23	215	H
2	* 2.48354	59.56	Pk	32.5	-23.7	68.36	-	-	74	-5.64	23	215	H
3	* 2.48351	34.33	RMS	32.5	-23.7	43.13	54	-10.87	-	-	23	215	H
4	* 2.48414	36.7	RMS	32.5	-23.7	45.5	54	-8.5	-	-	23	215	H

* - indicates frequency in CFR47 Pt 15 / IC RSS-Restricted Band
Pk - Peak detector
RMS - RMS detection

UL VERIFICATION SERVICES INC.
47173 Benicia Street, Fremont, CA 94538; USA TEL:(510) 319-4000 FAX:(510) 661-0888
This report shall not be reproduced except in full, without the written approval of UL Verification Services Inc.

VERTICAL RESULT

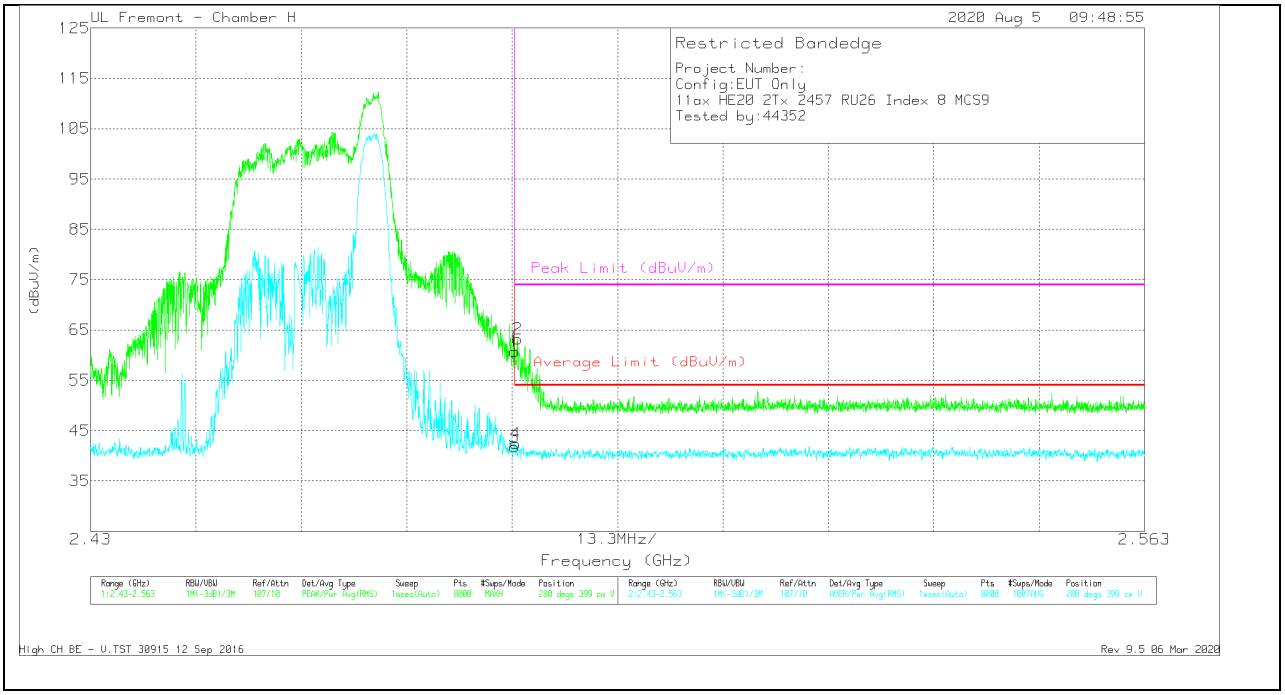

Marker	Frequency (GHz)	Meter Reading (dBuV)	Det	AF T863 (dB/m)	Amp/Cbl/Fltr/Pad (dB)	Corrected Reading (dBuV/m)	Average Limit (dBuV/m)	Margin (dB)	Peak Limit (dBuV/m)	PK Margin (dB)	Azimuth (Degs)	Height (cm)	Polarity
1	* 2.48351	51.98	Pk	32.5	-23.7	60.78	-	-	74	-13.22	280	399	V
2	* 2.48387	54.44	Pk	32.5	-23.7	63.24	-	-	74	-10.76	280	399	V
3	* 2.48351	33	RMS	32.5	-23.7	41.8	54	-12.2	-	-	280	399	V
4	* 2.48364	33.57	RMS	32.5	-23.7	42.37	54	-11.63	-	-	280	399	V

* - indicates frequency in CFR47 Pt 15 / IC RSS-Restricted Band
Pk - Peak detector
RMS - RMS detection

UL VERIFICATION SERVICES INC.
47173 Benicia Street, Fremont, CA 94538; USA TEL:(510) 319-4000 FAX:(510) 661-0888
This report shall not be reproduced except in full, without the written approval of UL Verification Services Inc.

BANDEDGE (HIGH CHANNEL, CH 11)

HORIZONTAL RESULT

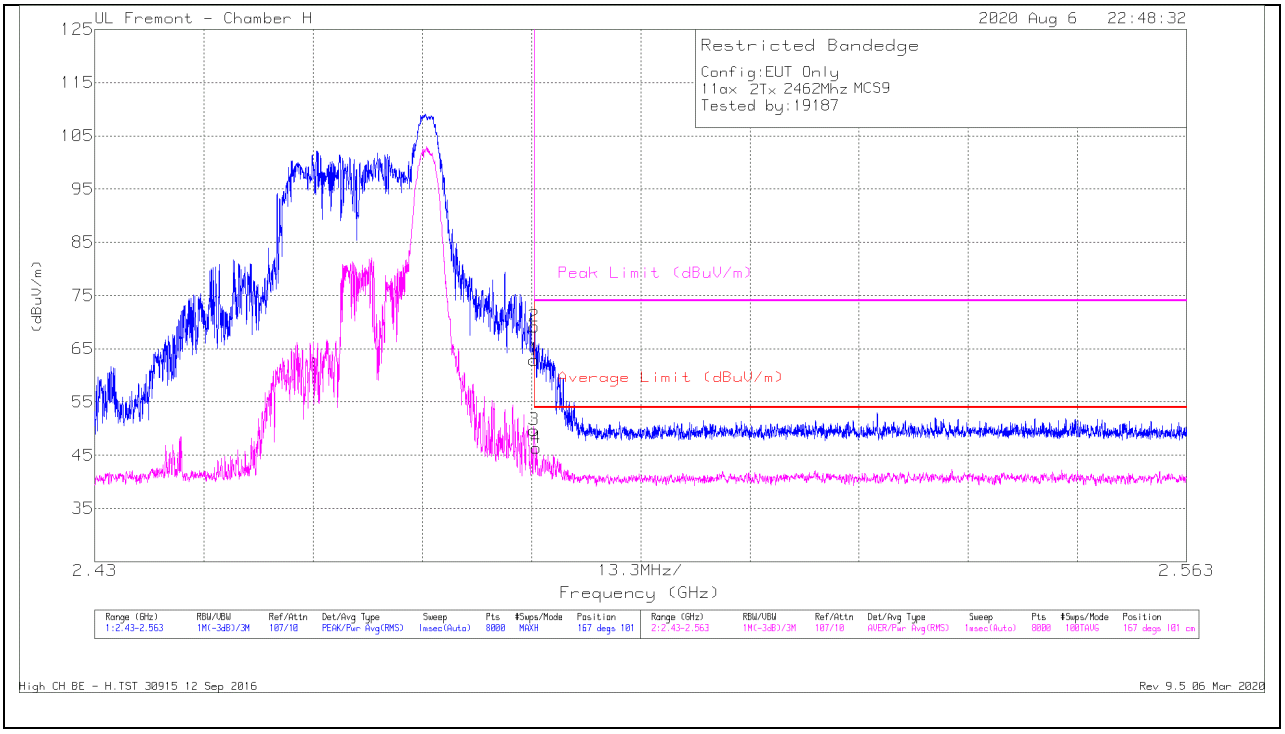

Marker	Frequency (GHz)	Meter Reading (dBuV)	Det	AF T863 (dB/m)	Amp/Cbl/Fltr/Pad (dB)	Corrected Reading (dBuV/m)	Average Limit (dBuV/m)	Margin (dB)	Peak Limit (dBuV/m)	PK Margin (dB)	Azimuth (Degs)	Height (cm)	Polarity
1	* 2.48351	54.09	Pk	32.5	-23.7	62.89	-	-	74	-11.11	167	101	H
2	* 2.48356	60.39	Pk	32.5	-23.7	69.19	-	-	74	-4.81	167	101	H
3	* 2.48351	40.93	RMS	32.5	-23.7	49.73	54	-4.27	-	-	167	101	H
4	* 2.48376	37.57	RMS	32.5	-23.7	46.37	54	-7.63	-	-	167	101	H

* - indicates frequency in CFR47 Pt 15 / IC RSS-Restricted Band
Pk - Peak detector
RMS - RMS detection

UL VERIFICATION SERVICES INC.
47173 Benicia Street, Fremont, CA 94538; USA TEL:(510) 319-4000 FAX:(510) 661-0888
This report shall not be reproduced except in full, without the written approval of UL Verification Services Inc.

VERTICAL RESULT

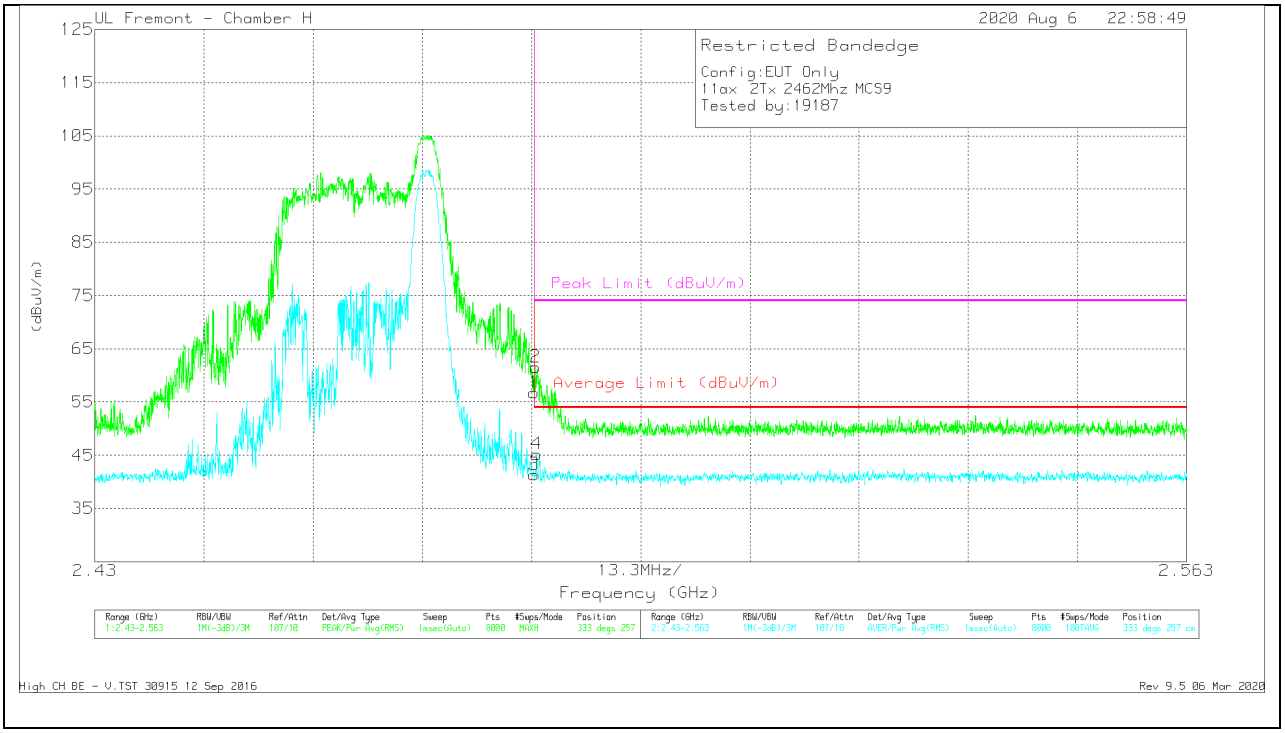

Marker	Frequency (GHz)	Meter Reading (dBuV)	Det	AF T863 (dB/m)	Amp/Cbl/Fltr/Pad (dB)	Corrected Reading (dBuV/m)	Average Limit (dBuV/m)	Margin (dB)	Peak Limit (dBuV/m)	PK Margin (dB)	Azimuth (Degs)	Height (cm)	Polarity
1	* 2.48351	47.95	Pk	32.5	-23.7	56.75	-	-	74	-17.25	333	257	V
2	* 2.48371	52.78	Pk	32.5	-23.7	61.58	-	-	74	-12.42	333	257	V
3	* 2.48351	32.59	RMS	32.5	-23.7	41.39	54	-12.61	-	-	333	257	V
4	* 2.48382	36.41	RMS	32.5	-23.7	45.21	54	-8.79	-	-	333	257	V

* - indicates frequency in CFR47 Pt 15 / IC RSS-Restricted Band
Pk - Peak detector
RMS - RMS detection

UL VERIFICATION SERVICES INC.
47173 Benicia Street, Fremont, CA 94538; USA TEL:(510) 319-4000 FAX:(510) 661-0888
This report shall not be reproduced except in full, without the written approval of UL Verification Services Inc.

BANDEDGE (HIGH CHANNEL, CH 12)

HORIZONTAL RESULT

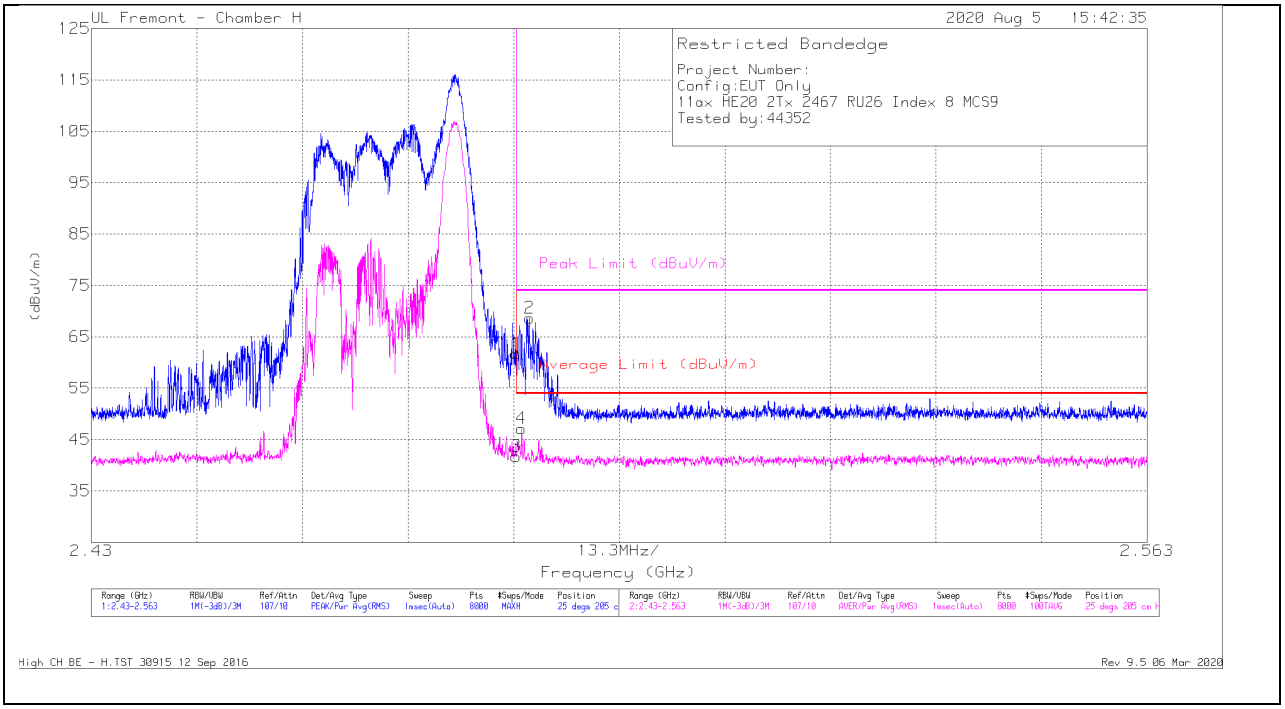

Marker	Frequency (GHz)	Meter Reading (dBuV)	Det	AF T863 (dB/m)	Amp/Cbl/Fltr/Pad (dB)	Corrected Reading (dBuV/m)	Average Limit (dBuV/m)	Margin (dB)	Peak Limit (dBuV/m)	PK Margin (dB)	Azimuth (Degs)	Height (cm)	Polarity
1	* 2.48351	52.95	Pk	32.5	-23.7	61.75	-	-	74	-12.25	25	205	H
2	* 2.4852	59.77	Pk	32.5	-23.6	68.67	-	-	74	-5.33	25	205	H
3	* 2.48351	32.95	RMS	32.5	-23.7	41.75	54	-12.25	-	-	25	205	H
4	* 2.48419	38.35	RMS	32.5	-23.7	47.15	54	-6.85	-	-	25	205	H

* - indicates frequency in CFR47 Pt 15 / IC RSS-Restricted Band
Pk - Peak detector
RMS - RMS detection

UL VERIFICATION SERVICES INC.
47173 Benicia Street, Fremont, CA 94538; USA TEL:(510) 319-4000 FAX:(510) 661-0888
This report shall not be reproduced except in full, without the written approval of UL Verification Services Inc.

VERTICAL RESULT

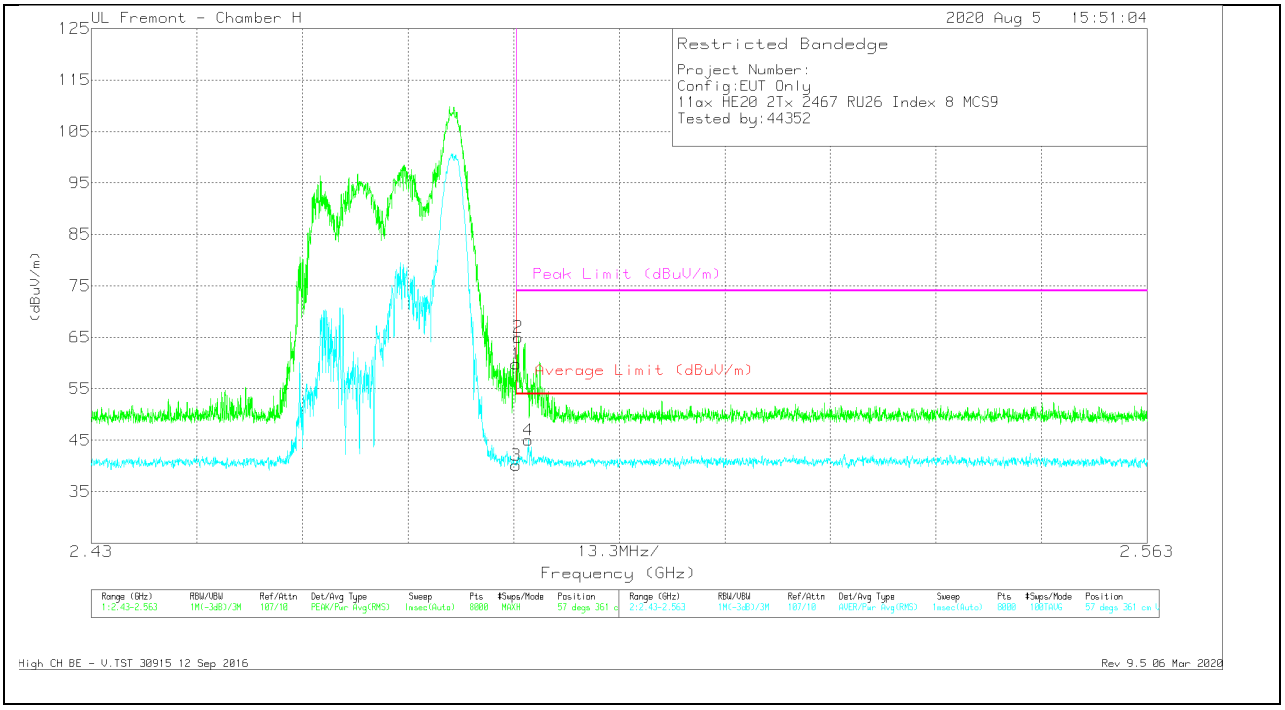

Marker	Frequency (GHz)	Meter Reading (dBuV)	Det	AF T863 (dB/m)	Amp/Cbl/Fltr/Pad (dB)	Corrected Reading (dBuV/m)	Average Limit (dBuV/m)	Margin (dB)	Peak Limit (dBuV/m)	PK Margin (dB)	Azimuth (Degs)	Height (cm)	Polarity
1	* 2.48351	51.02	Pk	32.5	-23.7	59.82	-	-	74	-14.18	57	361	V
2	* 2.48379	56.17	Pk	32.5	-23.7	64.97	-	-	74	-9.03	57	361	V
3	* 2.48351	31.33	RMS	32.5	-23.7	40.13	54	-13.87	-	-	57	361	V
4	* 2.48504	36.11	RMS	32.5	-23.6	45.01	54	-8.99	-	-	57	361	V

* - indicates frequency in CFR47 Pt 15 / IC RSS-Restricted Band
Pk - Peak detector
RMS - RMS detection

UL VERIFICATION SERVICES INC.
47173 Benicia Street, Fremont, CA 94538; USA TEL:(510) 319-4000 FAX:(510) 661-0888
This report shall not be reproduced except in full, without the written approval of UL Verification Services Inc.

BANDEDGE (HIGH CHANNEL, CH 13)

HORIZONTAL RESULT

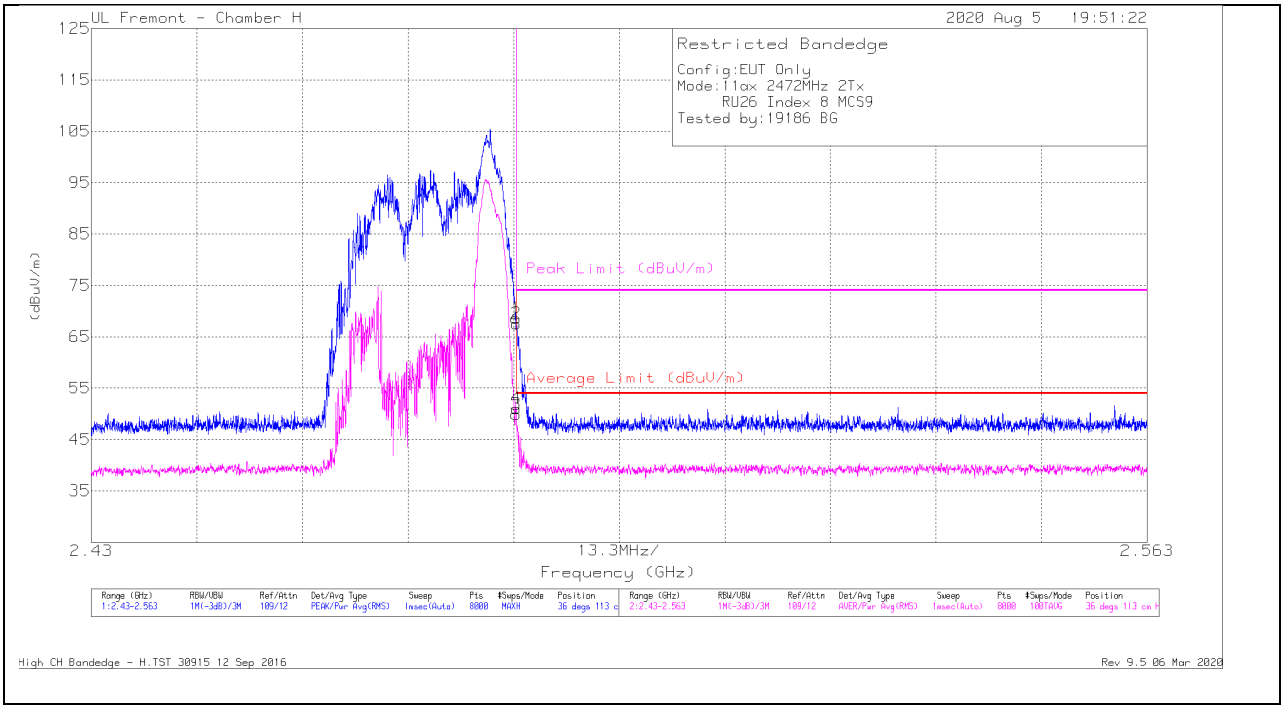

Marker	Frequency (GHz)	Meter Reading (dBuV)	Det	AF T863 (dB/m)	Amp/Cbl/Fltr/Pad (dB)	Corrected Reading (dBuV/m)	Average Limit (dBuV/m)	Margin (dB)	Peak Limit (dBuV/m)	PK Margin (dB)	Azimuth (Degs)	Height (cm)	Polarity
1	* 2.48351	57.92	Pk	32.5	-21.8	68.62	-	-	74	-5.38	36	113	H
2	* 2.48356	56.85	Pk	32.5	-21.8	67.55	-	-	74	-6.45	36	113	H
3	* 2.48351	39.24	RMS	32.5	-21.8	49.94	54	-4.06	-	-	36	113	H
4	* 2.48354	40.35	RMS	32.5	-21.8	51.05	54	-2.95	-	-	36	113	H

* - indicates frequency in CFR47 Pt 15 / IC RSS-Restricted Band
Pk - Peak detector
RMS - RMS detection

UL VERIFICATION SERVICES INC.
47173 Benicia Street, Fremont, CA 94538; USA TEL:(510) 319-4000 FAX:(510) 661-0888
This report shall not be reproduced except in full, without the written approval of UL Verification Services Inc.

VERTICAL RESULT

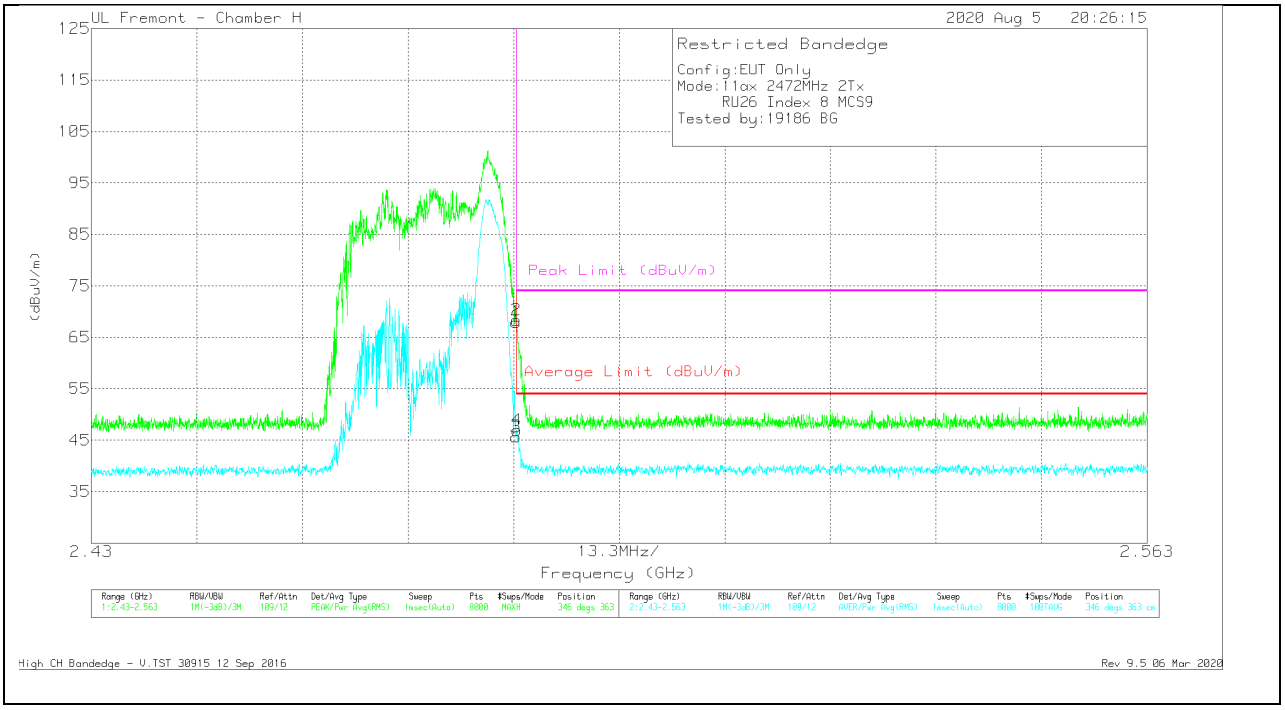

Marker	Frequency (GHz)	Meter Reading (dBuV)	Det	AF T863 (dB/m)	Amp/Cbl/Fltr/Pad (dB)	Corrected Reading (dBuV/m)	Average Limit (dBuV/m)	Margin (dB)	Peak Limit (dBuV/m)	PK Margin (dB)	Azimuth (Degs)	Height (cm)	Polarity
1	* 2.48351	57.25	Pk	32.5	-21.8	67.95	-	-	74	-6.05	346	363	V
2	* 2.48352	57.64	Pk	32.5	-21.8	68.34	-	-	74	-5.66	346	363	V
3	* 2.48351	34.96	RMS	32.5	-21.8	45.66	54	-8.34	-	-	346	363	V
4	* 2.48359	36.25	RMS	32.5	-21.8	46.95	54	-7.05	-	-	346	363	V

* - indicates frequency in CFR47 Pt 15 / IC RSS-Restricted Band
Pk - Peak detector
RMS - RMS detection

UL VERIFICATION SERVICES INC.
47173 Benicia Street, Fremont, CA 94538; USA TEL:(510) 319-4000 FAX:(510) 661-0888
This report shall not be reproduced except in full, without the written approval of UL Verification Services Inc.

2TX ANT 4 + ANT 3 OFDMA MODE: 242-Tones, RU Index 61

BANDEDGE (LOW CHANNEL, CH 1)

HORIZONTAL RESULT

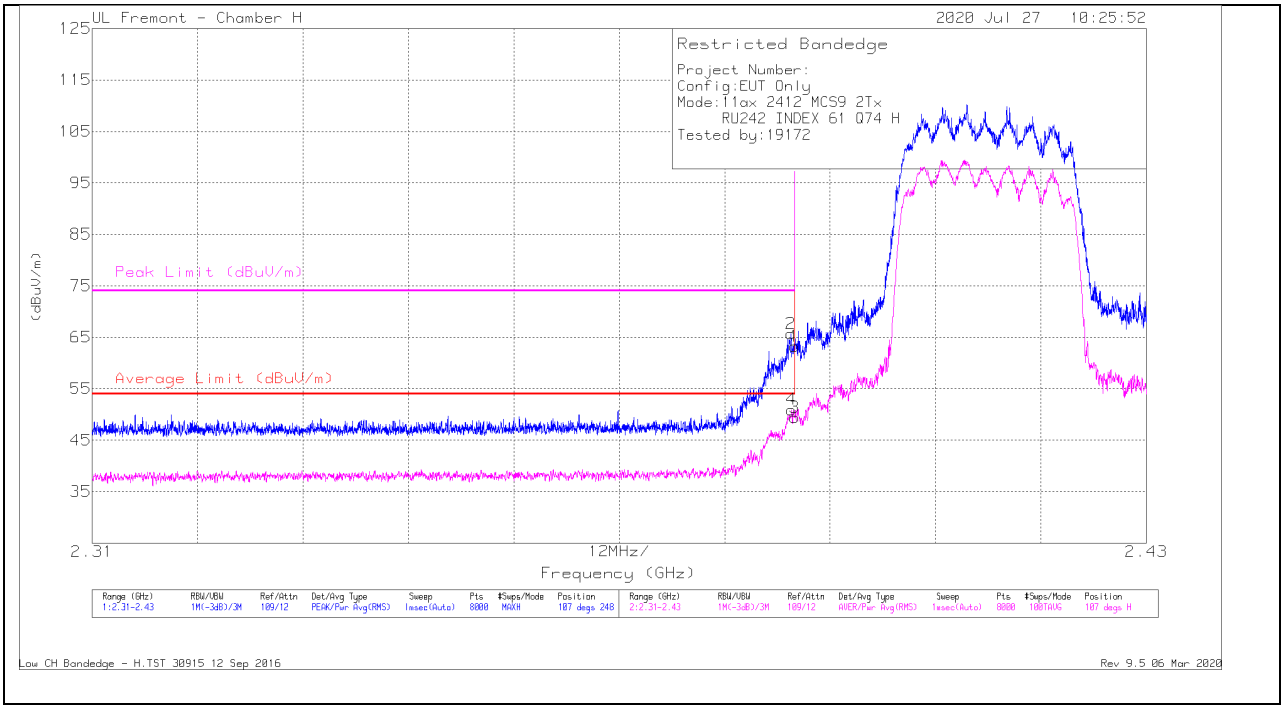

Marker	Frequency (GHz)	Meter Reading (dBuV)	Det	AF T863 (dB/m)	Amp/Cbl/Fltr/Pad (dB)	Corrected Reading (dBuV/m)	Average Limit (dBuV/m)	Margin (dB)	Peak Limit (dBuV/m)	PK Margin (dB)	Azimuth (Degs)	Height (cm)	Polarity
1	* 2.38999	52.82	Pk	32.1	-21.7	63.22	-	-	74	-10.78	107	248	H
2	* 2.38954	55.37	Pk	32.1	-21.8	65.67	-	-	74	-8.33	107	248	H
3	* 2.38999	39.01	RMS	32.1	-21.7	49.41	54	-4.59	-	-	107	248	H
4	* 2.38962	40.65	RMS	32.1	-21.8	50.95	54	-3.05	-	-	107	248	H

* - indicates frequency in CFR47 Pt 15 / IC RSS-Restricted Band
Pk - Peak detector
RMS - RMS detection

Low CH Bandedge - H.TST 30915 12 Sep 2016
Rev 9.5 06 Mar 2020

UL VERIFICATION SERVICES INC.
47173 Benicia Street, Fremont, CA 94538; USA TEL:(510) 319-4000 FAX:(510) 661-0888
This report shall not be reproduced except in full, without the written approval of UL Verification Services Inc.

VERTICAL RESULT

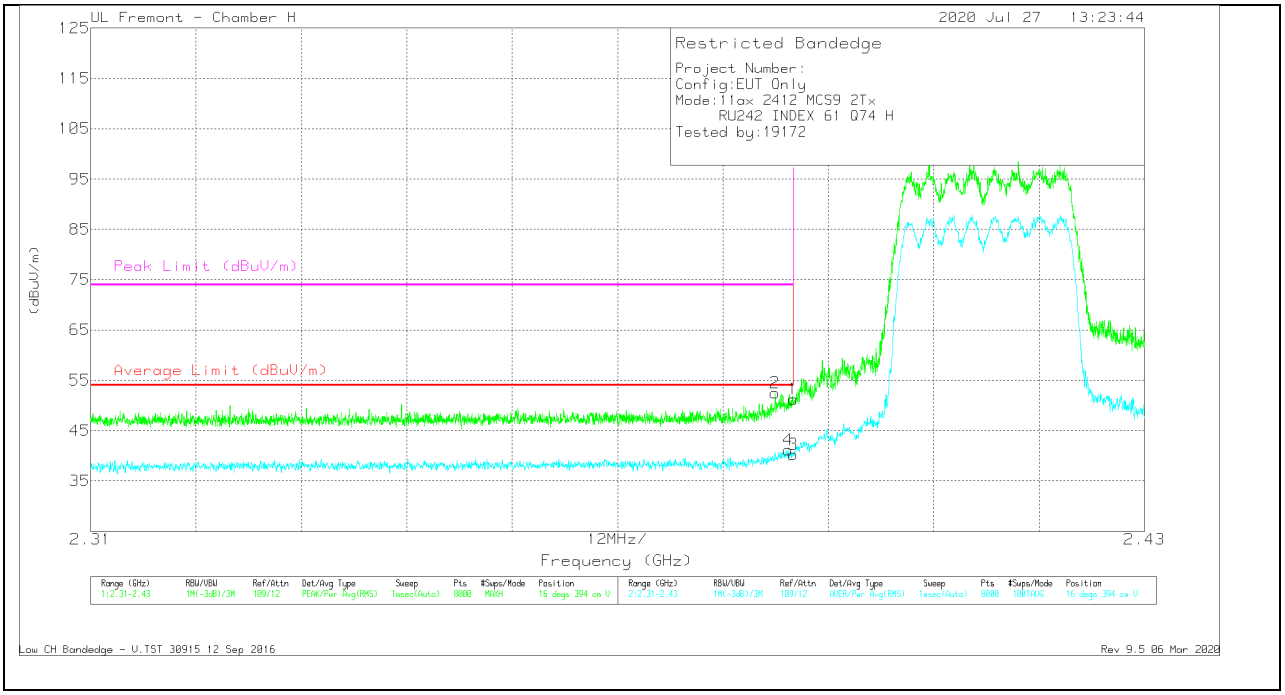

Marker	Frequency (GHz)	Meter Reading (dBuV)	Det	AF T863 (dB/m)	Amp/Cbl/Fltr/Pad (dB)	Corrected Reading (dBuV/m)	Average Limit (dBuV/m)	Margin (dB)	Peak Limit (dBuV/m)	PK Margin (dB)	Azimuth (Degs)	Height (cm)	Polarity
1	* 2.38999	40.82	Pk	32.1	-21.7	51.22	-	-	74	-22.78	16	394	V
2	* 2.38794	42.16	Pk	32.1	-21.8	52.46	-	-	74	-21.54	16	394	V
3	* 2.38999	29.83	RMS	32.1	-21.7	40.23	54	-13.77	-	-	16	394	V
4	* 2.38942	30.89	RMS	32.1	-21.8	41.19	54	-12.81	-	-	16	394	V

* - indicates frequency in CFR47 Pt 15 / IC RSS-Restricted Band
Pk - Peak detector
RMS - RMS detection

Low CH Bandedge - V.TST 30915 12 Sep 2016
Rev 9.5 06 Mar 2020

UL VERIFICATION SERVICES INC.
47173 Benicia Street, Fremont, CA 94538; USA TEL:(510) 319-4000 FAX:(510) 661-0888
This report shall not be reproduced except in full, without the written approval of UL Verification Services Inc.

BANDEDGE (LOW CHANNEL, CH 2)

HORIZONTAL RESULT

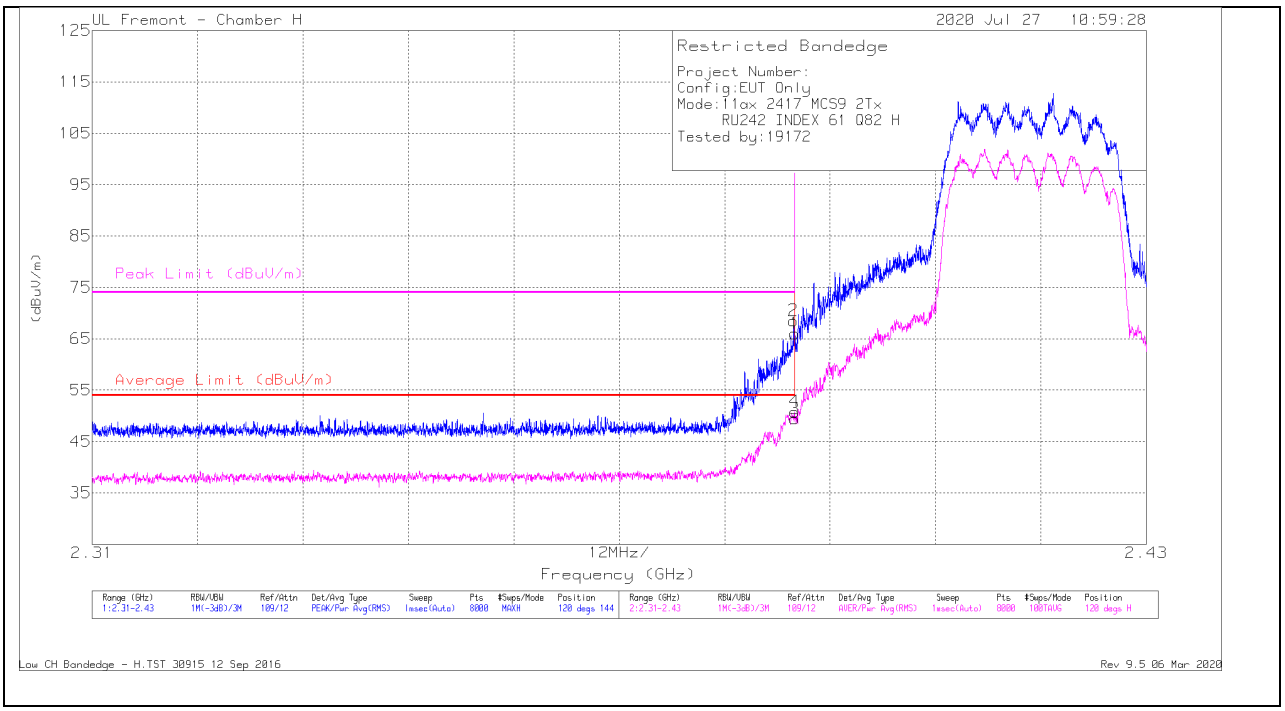

Marker	Frequency (GHz)	Meter Reading (dBuV)	Det	AF T863 (dB/m)	Amp/Cbl/Fltr/Pad (dB)	Corrected Reading (dBuV/m)	Average Limit (dBuV/m)	Margin (dB)	Peak Limit (dBuV/m)	PK Margin (dB)	Azimuth (Degs)	Height (cm)	Polarity
1	* 2.38999	55.62	Pk	32.1	-21.7	66.02	-	-	74	-7.98	120	144	H
2	* 2.38984	58.23	Pk	32.1	-21.8	68.53	-	-	74	-5.47	120	144	H
3	* 2.38999	39.03	RMS	32.1	-21.7	49.43	54	-4.57	-	-	120	144	H
4	* 2.38995	40.53	RMS	32.1	-21.8	50.83	54	-3.17	-	-	120	144	H

* - indicates frequency in CFR47 Pt 15 / IC RSS-Restricted Band
Pk - Peak detector
RMS - RMS detection

Low CH Bandedge - H.TST 30915 12 Sep 2016
Rev 9.5 06 Mar 2020

UL VERIFICATION SERVICES INC.
47173 Benicia Street, Fremont, CA 94538; USA TEL:(510) 319-4000 FAX:(510) 661-0888
This report shall not be reproduced except in full, without the written approval of UL Verification Services Inc.

VERTICAL RESULT

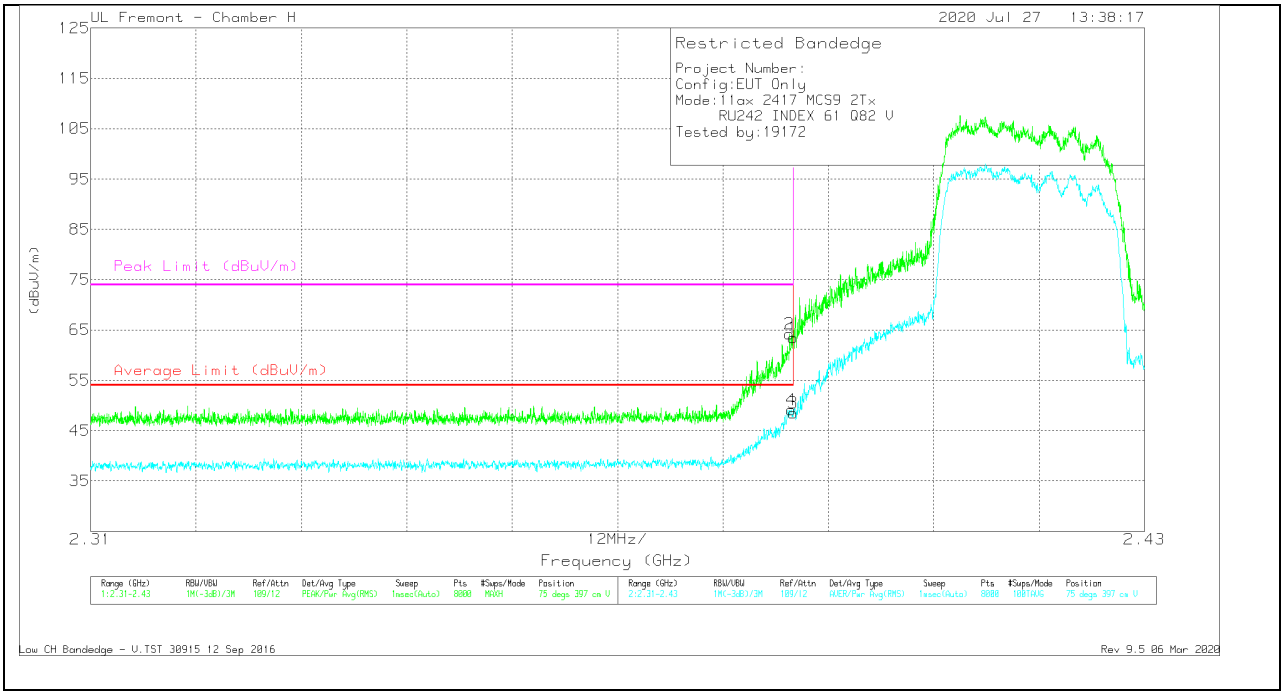

Marker	Frequency (GHz)	Meter Reading (dBuV)	Det	AF T863 (dB/m)	Amp/Cbl/Fltr/Pad (dB)	Corrected Reading (dBuV/m)	Average Limit (dBuV/m)	Margin (dB)	Peak Limit (dBuV/m)	PK Margin (dB)	Azimuth (Degs)	Height (cm)	Polarity
1	* 2.38999	53.04	Pk	32.1	-21.7	63.44	-	-	74	-10.56	75	397	V
2	* 2.38959	53.94	Pk	32.1	-21.8	64.24	-	-	74	-9.76	75	397	V
3	* 2.38999	38.12	RMS	32.1	-21.7	48.52	54	-5.48	-	-	75	397	V
4	* 2.38977	38.81	RMS	32.1	-21.8	49.11	54	-4.89	-	-	75	397	V

* - indicates frequency in CFR47 Pt 15 / IC RSS-Restricted Band
Pk - Peak detector
RMS - RMS detection

Low CH Bandedge - V.TST 30915 12 Sep 2016
Rev 9.5 06 Mar 2020

UL VERIFICATION SERVICES INC.
47173 Benicia Street, Fremont, CA 94538; USA TEL:(510) 319-4000 FAX:(510) 661-0888
This report shall not be reproduced except in full, without the written approval of UL Verification Services Inc.

BANDEDGE (LOW CHANNEL, CH 3)

HORIZONTAL RESULT

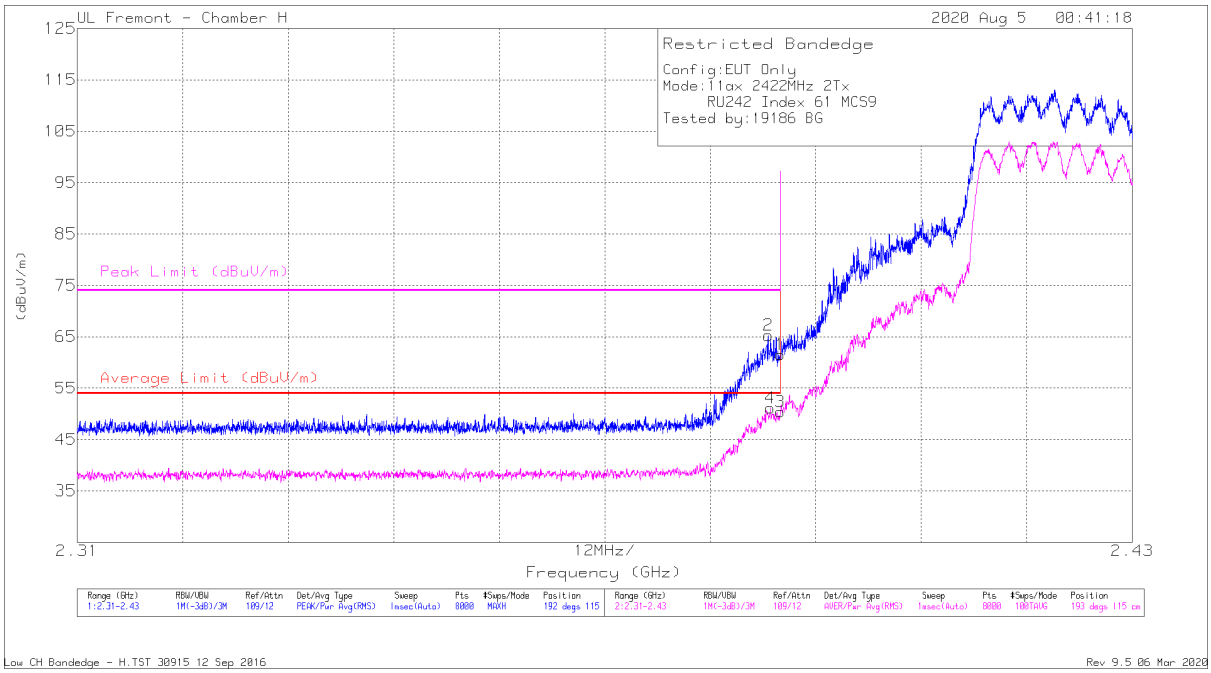

Marker	Frequency (GHz)	Meter Reading (dBuV)	Det	AF T863 (dB/m)	Amp/Cbl/Fltr/Pad (dB)	Corrected Reading (dBuV/m)	Average Limit (dBuV/m)	Margin (dB)	Peak Limit (dBuV/m)	PK Margin (dB)	Azimuth (Degs)	Height (cm)	Polarity
1	* 2.38999	51.13	Pk	32.1	-21.7	61.53	-	-	74	-12.47	192	115	H
2	* 2.3886	54.97	Pk	32.1	-21.8	65.27	-	-	74	-8.73	192	115	H
3	* 2.38999	40.01	RMS	32.1	-21.7	50.41	54	-3.59	-	-	193	115	H
4	* 2.38882	40.81	RMS	32.1	-21.8	51.11	54	-2.89	-	-	193	115	H

* - indicates frequency in CFR47 Pt 15 / IC RSS-Restricted Band
Pk - Peak detector
RMS - RMS detection

UL VERIFICATION SERVICES INC.
47173 Benicia Street, Fremont, CA 94538; USA TEL:(510) 319-4000 FAX:(510) 661-0888
This report shall not be reproduced except in full, without the written approval of UL Verification Services Inc.

VERTICAL RESULT

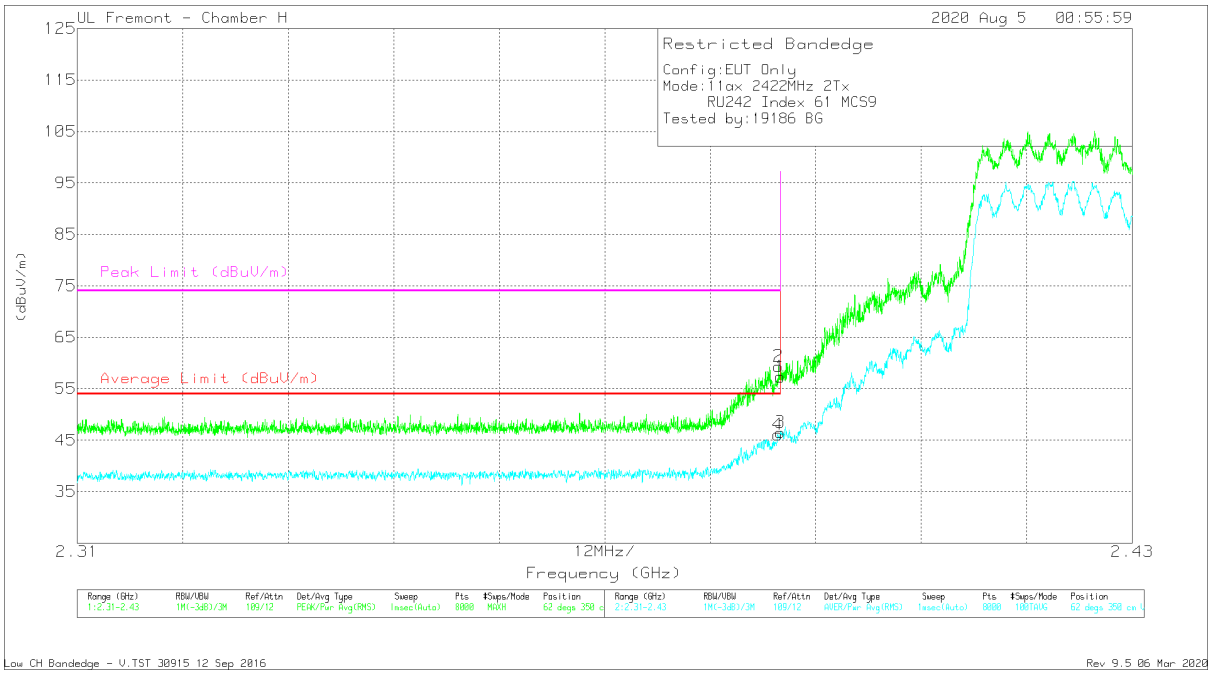

Marker	Frequency (GHz)	Meter Reading (dBuV)	Det	AF T863 (dB/m)	Amp/Cbl/Fltr/Pad (dB)	Corrected Reading (dBuV/m)	Average Limit (dBuV/m)	Margin (dB)	Peak Limit (dBuV/m)	PK Margin (dB)	Azimuth (Degs)	Height (cm)	Polarity
1	* 2.38999	46.94	Pk	32.1	-21.7	57.34	-	-	74	-16.66	62	350	V
2	* 2.38977	49.06	Pk	32.1	-21.8	59.36	-	-	74	-14.64	62	350	V
3	* 2.38999	36.14	RMS	32.1	-21.7	46.54	54	-7.46	-	-	62	350	V
4	* 2.38969	35.79	RMS	32.1	-21.8	46.09	54	-7.91	-	-	62	350	V

* - indicates frequency in CFR47 Pt 15 / IC RSS-Restricted Band
Pk - Peak detector
RMS - RMS detection

UL VERIFICATION SERVICES INC.
47173 Benicia Street, Fremont, CA 94538; USA TEL:(510) 319-4000 FAX:(510) 661-0888
This report shall not be reproduced except in full, without the written approval of UL Verification Services Inc.

BANDEDGE (LOW CHANNEL, CH 4)

HORIZONTAL RESULT

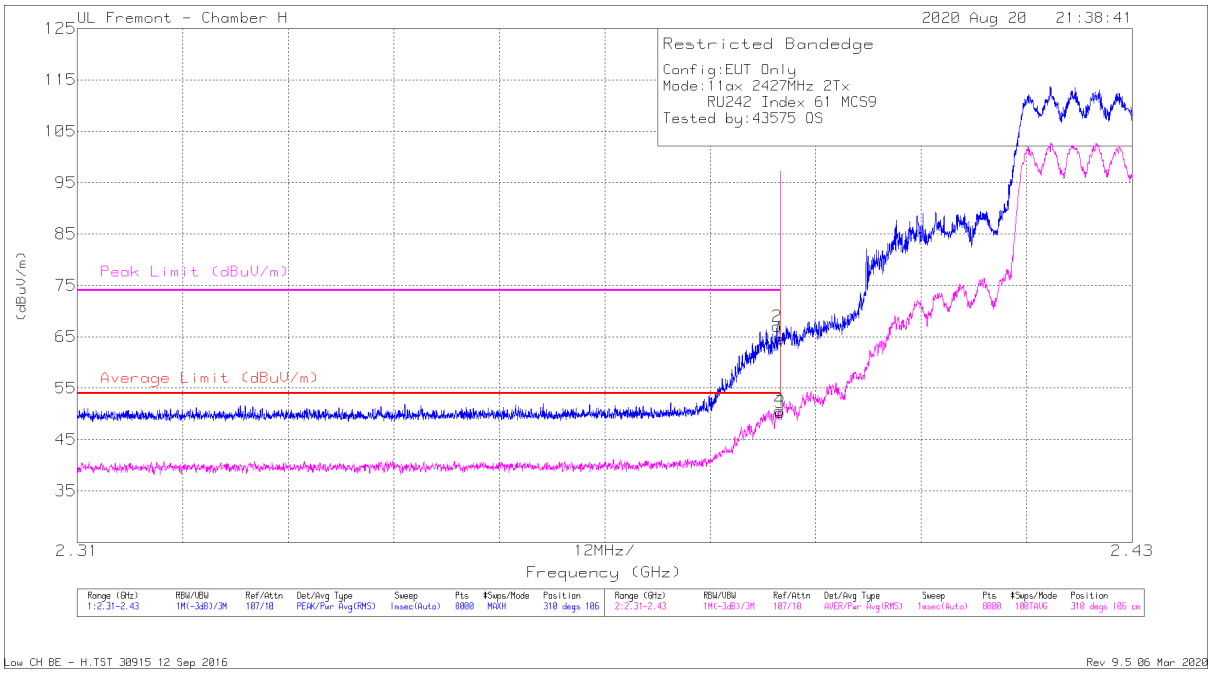

Marker	Frequency (GHz)	Meter Reading (dBuV)	Det	AF T863 (dB/m)	Amp/Cbl/Fltr/Pad (dB)	Corrected Reading (dBuV/m)	Average Limit (dBuV/m)	Margin (dB)	Peak Limit (dBuV/m)	PK Margin (dB)	Azimuth (Degs)	Height (cm)	Polarity
1	* 2.38999	56.32	Pk	32.1	-23.8	64.62	-	-	74	-9.38	310	106	H
2	* 2.38959	58.71	Pk	32.1	-23.8	67.01	-	-	74	-6.99	310	106	H
3	* 2.38999	42	RMS	32.1	-23.8	50.3	54	-3.7	-	-	310	106	H
4	* 2.38989	42.4	RMS	32.1	-23.8	50.7	54	-3.3	-	-	310	106	H

* - indicates frequency in CFR47 Pt 15 / IC RSS-Restricted Band
Pk - Peak detector
RMS - RMS detection

UL VERIFICATION SERVICES INC.
47173 Benicia Street, Fremont, CA 94538; USA TEL:(510) 319-4000 FAX:(510) 661-0888
This report shall not be reproduced except in full, without the written approval of UL Verification Services Inc.

VERTICAL RESULT

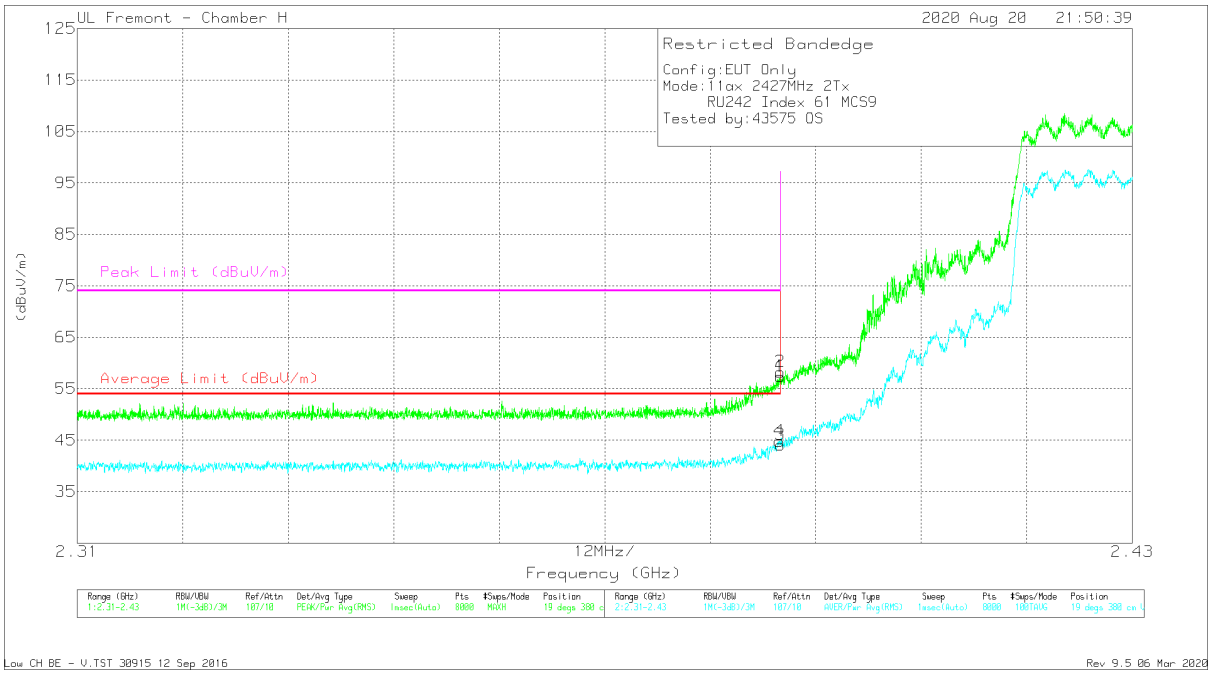

Marker	Frequency (GHz)	Meter Reading (dBuV)	Det	AF T863 (dB/m)	Amp/Cbl/Fltr/Pad (dB)	Corrected Reading (dBuV/m)	Average Limit (dBuV/m)	Margin (dB)	Peak Limit (dBuV/m)	PK Margin (dB)	Azimuth (Degs)	Height (cm)	Polarity
1	* 2.38999	49.11	Pk	32.1	-23.8	57.41	-	-	74	-16.59	19	380	V
2	* 2.38996	49.99	Pk	32.1	-23.8	58.29	-	-	74	-15.71	19	380	V
3	* 2.38999	35.81	RMS	32.1	-23.8	44.11	54	-9.89	-	-	19	380	V
4	* 2.38986	36.54	RMS	32.1	-23.8	44.84	54	-9.16	-	-	19	380	V

* - indicates frequency in CFR47 Pt 15 / IC RSS-Restricted Band
Pk - Peak detector
RMS - RMS detection

UL VERIFICATION SERVICES INC.
47173 Benicia Street, Fremont, CA 94538; USA TEL:(510) 319-4000 FAX:(510) 661-0888
This report shall not be reproduced except in full, without the written approval of UL Verification Services Inc.

BANDEDGE (HIGH CHANNEL, CH 8)

HORIZONTAL RESULT

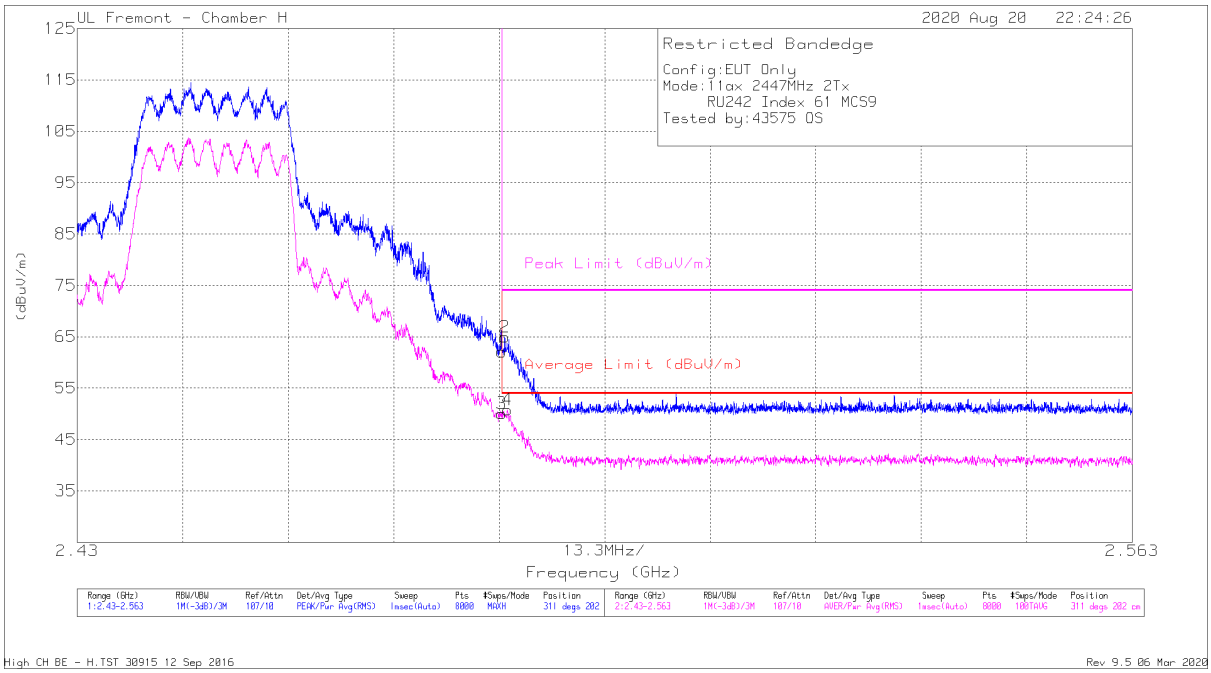

Marker	Frequency (GHz)	Meter Reading (dBuV)	Det	AF T863 (dB/m)	Amp/Cbl/Fltr/Pad (dB)	Corrected Reading (dBuV/m)	Average Limit (dBuV/m)	Margin (dB)	Peak Limit (dBuV/m)	PK Margin (dB)	Azimuth (Degs)	Height (cm)	Polarity
1	* 2.48351	53.31	Pk	32.5	-23.7	62.11	-	-	74	-11.89	311	202	H
3	* 2.48351	41.25	RMS	32.5	-23.7	50.05	54	-3.95	-	-	311	202	H
2	* 2.48389	56.15	Pk	32.5	-23.7	64.95	-	-	74	-9.05	311	202	H
4	* 2.48424	41.98	RMS	32.5	-23.7	50.78	54	-3.22	-	-	311	202	H

* - indicates frequency in CFR47 Pt 15 / IC RSS-Restricted Band
Pk - Peak detector
RMS - RMS detection

UL VERIFICATION SERVICES INC.
47173 Benicia Street, Fremont, CA 94538; USA TEL:(510) 319-4000 FAX:(510) 661-0888
This report shall not be reproduced except in full, without the written approval of UL Verification Services Inc.

VERTICAL RESULT

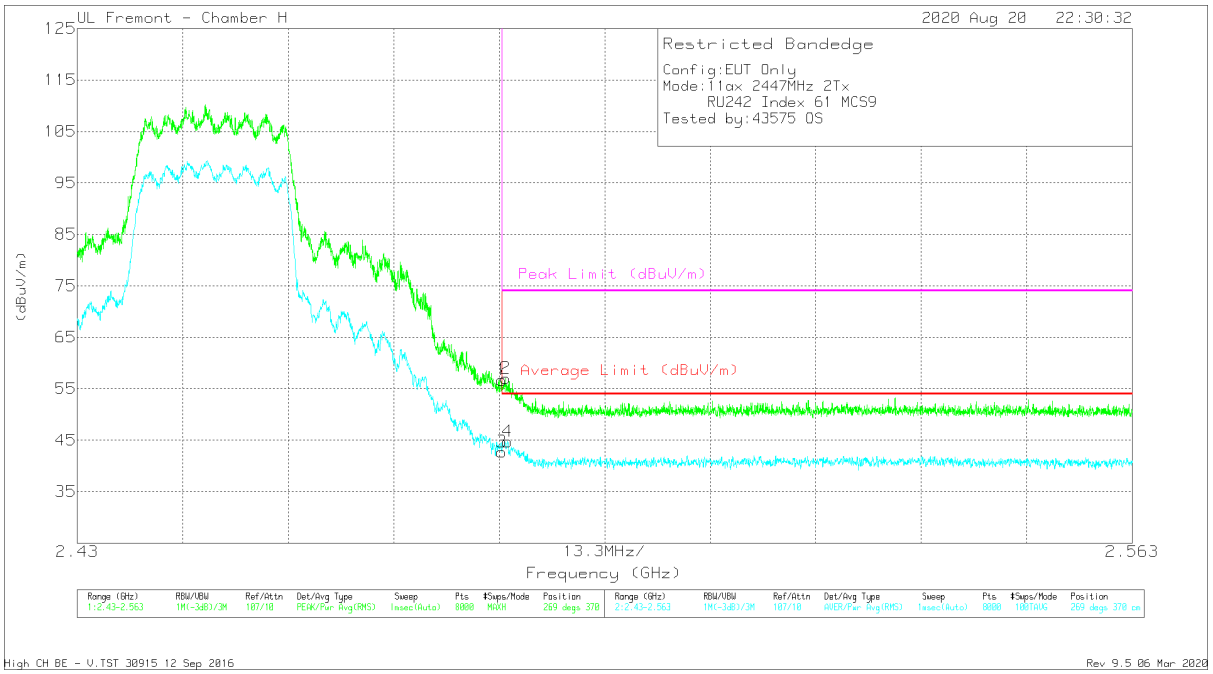

Marker	Frequency (GHz)	Meter Reading (dBuV)	Det	AF T863 (dB/m)	Amp/Cbl/Fltr/Pad (dB)	Corrected Reading (dBuV/m)	Average Limit (dBuV/m)	Margin (dB)	Peak Limit (dBuV/m)	PK Margin (dB)	Azimuth (Degs)	Height (cm)	Polarity
1	* 2.48351	47.91	Pk	32.5	-23.7	56.71	-	-	74	-17.29	269	370	V
3	* 2.48351	33.94	RMS	32.5	-23.7	42.74	54	-11.26	-	-	269	370	V
2	* 2.484	48.25	Pk	32.5	-23.7	57.05	-	-	74	-16.95	269	370	V
4	* 2.48427	35.93	RMS	32.5	-23.7	44.73	54	-9.27	-	-	269	370	V

* - indicates frequency in CFR47 Pt 15 / IC RSS-Restricted Band
Pk - Peak detector
RMS - RMS detection

UL VERIFICATION SERVICES INC.
47173 Benicia Street, Fremont, CA 94538; USA TEL:(510) 319-4000 FAX:(510) 661-0888
This report shall not be reproduced except in full, without the written approval of UL Verification Services Inc.

BANDEDGE (HIGH CHANNEL, CH 9)

HORIZONTAL RESULT

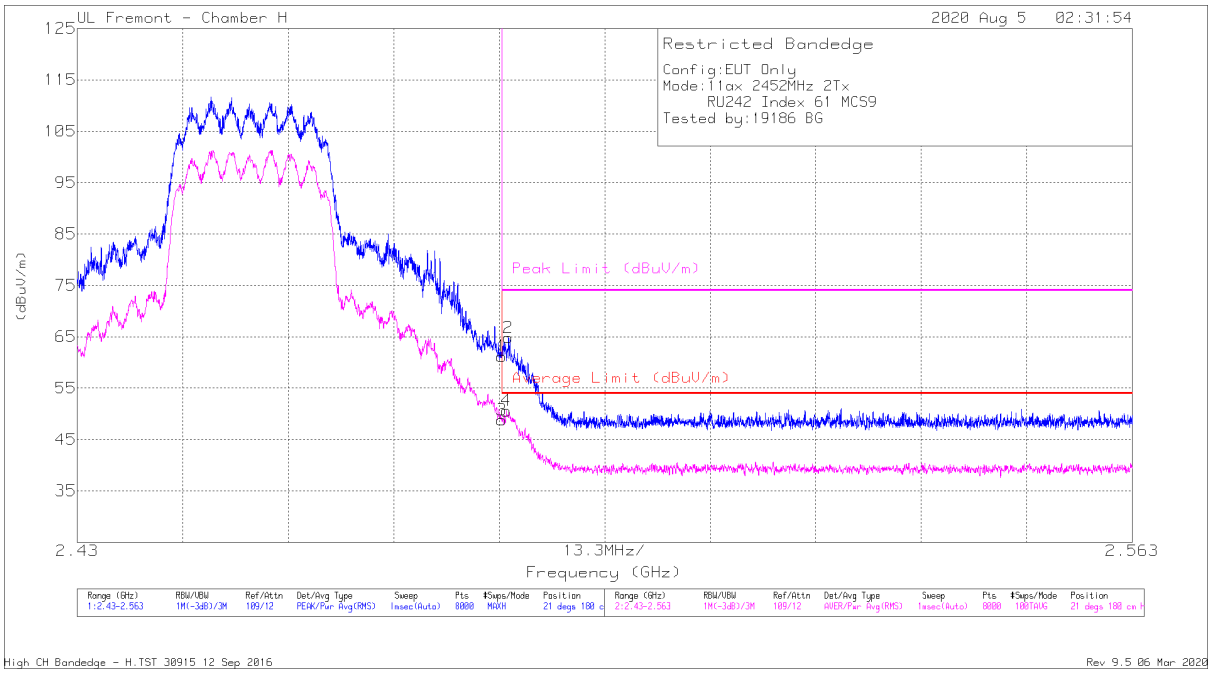

Marker	Frequency (GHz)	Meter Reading (dBuV)	Det	AF T863 (dB/m)	Amp/Cbl/Fltr/Pad (dB)	Corrected Reading (dBuV/m)	Average Limit (dBuV/m)	Margin (dB)	Peak Limit (dBuV/m)	PK Margin (dB)	Azimuth (Degs)	Height (cm)	Polarity
1	* 2.48351	50.53	Pk	32.5	-21.8	61.23	-	-	74	-12.77	21	180	H
2	* 2.48435	54.13	Pk	32.5	-21.8	64.83	-	-	74	-9.17	21	180	H
3	* 2.48351	38.12	RMS	32.5	-21.8	48.82	54	-5.18	-	-	21	180	H
4	* 2.48409	39.91	RMS	32.5	-21.8	50.61	54	-3.39	-	-	21	180	H

* - indicates frequency in CFR47 Pt 15 / IC RSS-Restricted Band
Pk - Peak detector
RMS - RMS detection

UL VERIFICATION SERVICES INC.
47173 Benicia Street, Fremont, CA 94538; USA TEL:(510) 319-4000 FAX:(510) 661-0888
This report shall not be reproduced except in full, without the written approval of UL Verification Services Inc.

VERTICAL RESULT

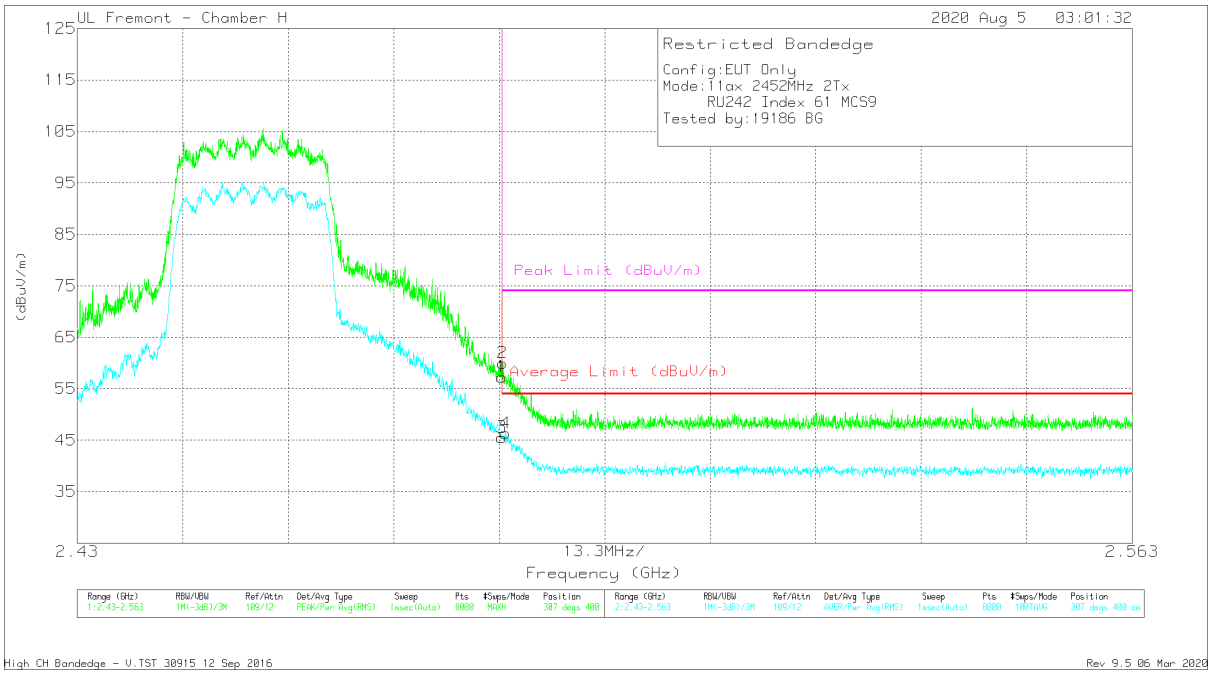

Marker	Frequency (GHz)	Meter Reading (dBuV)	Det	AF T863 (dB/m)	Amp/Cbl/Fltr/Pad (dB)	Corrected Reading (dBuV/m)	Average Limit (dBuV/m)	Margin (dB)	Peak Limit (dBuV/m)	PK Margin (dB)	Azimuth (Degs)	Height (cm)	Polarity
1	* 2.48351	46.61	Pk	32.5	-21.8	57.31	-	-	74	-16.69	307	400	V
2	* 2.48364	49.3	Pk	32.5	-21.8	60	-	-	74	-14	307	400	V
3	* 2.48351	34.85	RMS	32.5	-21.8	45.55	54	-8.45	-	-	307	400	V
4	* 2.48397	35.64	RMS	32.5	-21.8	46.34	54	-7.66	-	-	307	400	V

* - indicates frequency in CFR47 Pt 15 / IC RSS-Restricted Band
Pk - Peak detector
RMS - RMS detection

UL VERIFICATION SERVICES INC.
47173 Benicia Street, Fremont, CA 94538; USA TEL:(510) 319-4000 FAX:(510) 661-0888
This report shall not be reproduced except in full, without the written approval of UL Verification Services Inc.

BANDEDGE (HIGH CHANNEL, CH 10)

HORIZONTAL RESULT

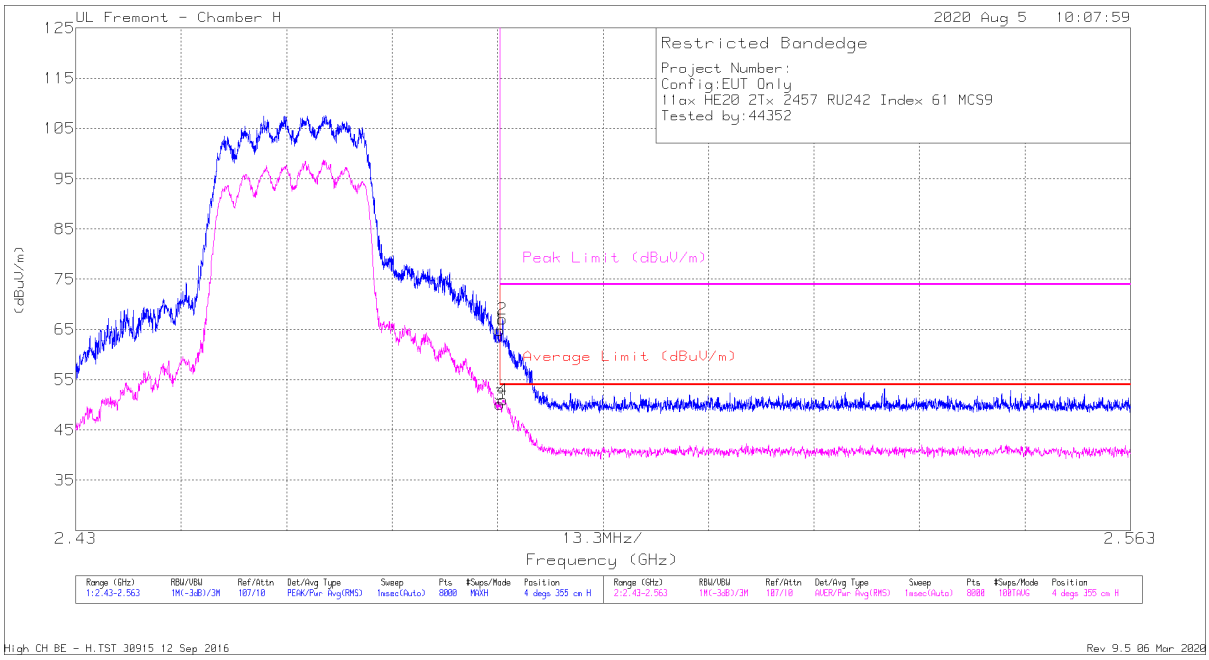

Marker	Frequency (GHz)	Meter Reading (dBuV)	Det	AF T863 (dB/m)	Amp/Cbl/Fltr/Pad (dB)	Corrected Reading (dBuV/m)	Average Limit (dBuV/m)	Margin (dB)	Peak Limit (dBuV/m)	PK Margin (dB)	Azimuth (Degs)	Height (cm)	Polarity
1	* 2.48351	56.1	Pk	32.5	-23.7	64.9	-	-	74	-9.1	4	355	H
2	* 2.48384	58.31	Pk	32.5	-23.7	67.11	-	-	74	-6.89	4	355	H
3	* 2.48351	41.31	RMS	32.5	-23.7	50.11	54	-3.89	-	-	4	355	H
4	* 2.48389	42.17	RMS	32.5	-23.7	50.97	54	-3.03	-	-	4	355	H

* - indicates frequency in CFR47 Pt 15 / IC RSS-Restricted Band
Pk - Peak detector
RMS - RMS detection

UL VERIFICATION SERVICES INC.
47173 Benicia Street, Fremont, CA 94538; USA TEL:(510) 319-4000 FAX:(510) 661-0888
This report shall not be reproduced except in full, without the written approval of UL Verification Services Inc.

VERTICAL RESULT

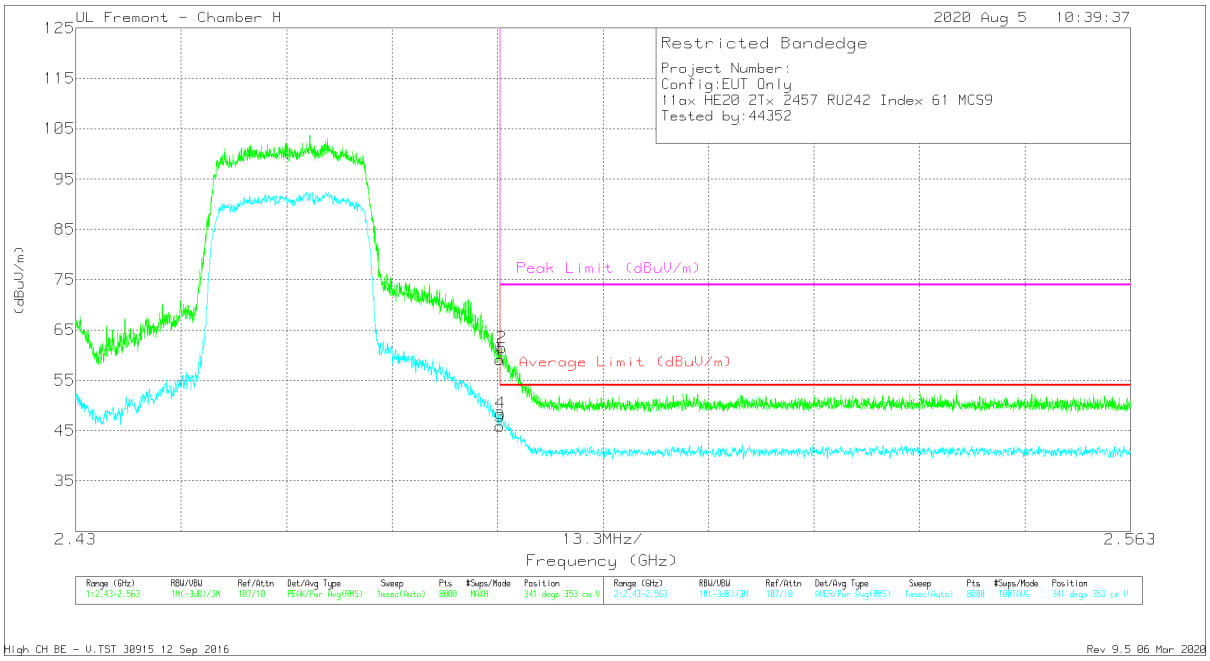

Marker	Frequency (GHz)	Meter Reading (dBuV)	Det	AF T863 (dB/m)	Amp/Cbl/Fltr/Pad (dB)	Corrected Reading (dBuV/m)	Average Limit (dBuV/m)	Margin (dB)	Peak Limit (dBuV/m)	PK Margin (dB)	Azimuth (Degs)	Height (cm)	Polarity
1	* 2.48351	50.29	Pk	32.5	-23.7	59.09	-	-	74	-14.91	341	353	V
2	* 2.48371	52.67	Pk	32.5	-23.7	61.47	-	-	74	-12.53	341	353	V
3	* 2.48351	37.04	RMS	32.5	-23.7	45.84	54	-8.16	-	-	341	353	V
4	* 2.48357	39.65	RMS	32.5	-23.7	48.45	54	-5.55	-	-	341	353	V

* - indicates frequency in CFR47 Pt 15 / IC RSS-Restricted Band
Pk - Peak detector
RMS - RMS detection

UL VERIFICATION SERVICES INC.
47173 Benicia Street, Fremont, CA 94538; USA TEL:(510) 319-4000 FAX:(510) 661-0888
This report shall not be reproduced except in full, without the written approval of UL Verification Services Inc.

BANDEDGE (HIGH CHANNEL, CH 11)

HORIZONTAL RESULT

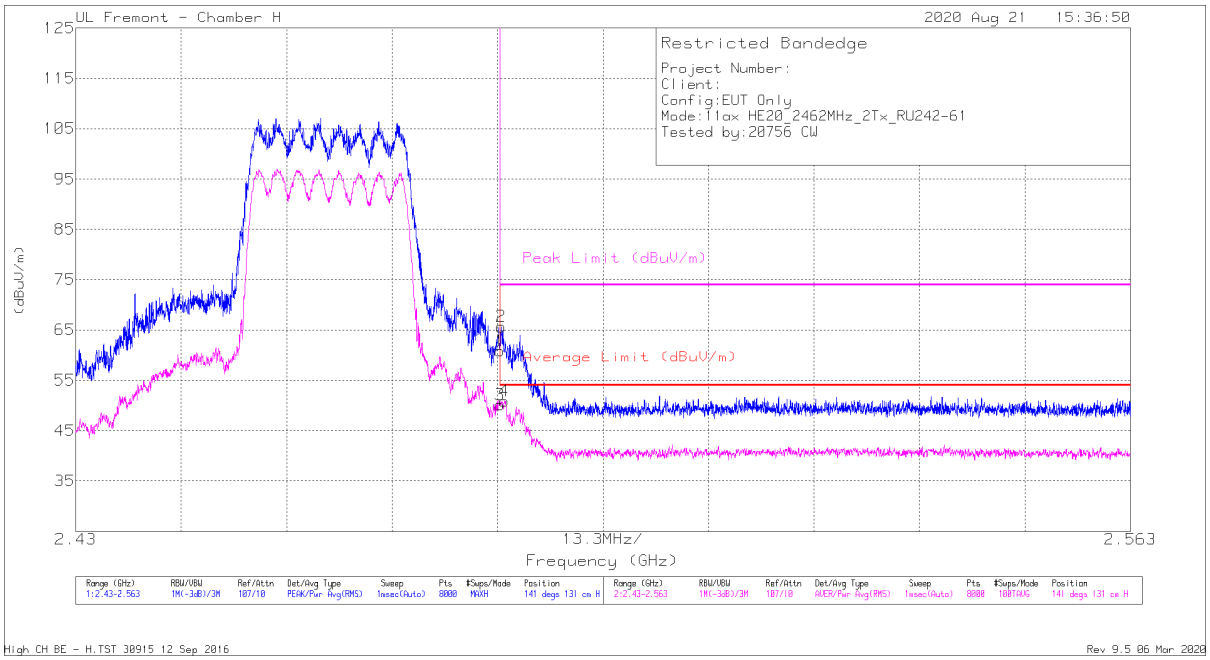

Marker	Frequency (GHz)	Meter Reading (dBuV)	Det	AF T863 (dB/m)	Amp/Cbl/Fltr/Pad (dB)	Corrected Reading (dBuV/m)	Average Limit (dBuV/m)	Margin (dB)	Peak Limit (dBuV/m)	PK Margin (dB)	Azimuth (Degs)	Height (cm)	Polarity
1	* 2.48351	52.09	Pk	32.5	-23.7	60.89	-	-	74	-13.11	141	131	H
2	* 2.48367	56.85	Pk	32.5	-23.7	65.65	-	-	74	-8.35	141	131	H
3	* 2.48351	41.28	RMS	32.5	-23.7	50.08	54	-3.92	-	-	141	131	H
4	* 2.48405	42.11	RMS	32.5	-23.7	50.91	54	-3.09	-	-	141	131	H

* - indicates frequency in CFR47 Pt 15 / IC RSS-Restricted Band
Pk - Peak detector
RMS - RMS detection

High CH BE - H.TST 30915 12 Sep 2016
Rev 9.5 06 Mar 2020

UL VERIFICATION SERVICES INC.
47173 Benicia Street, Fremont, CA 94538; USA TEL:(510) 319-4000 FAX:(510) 661-0888
This report shall not be reproduced except in full, without the written approval of UL Verification Services Inc.

VERTICAL RESULT

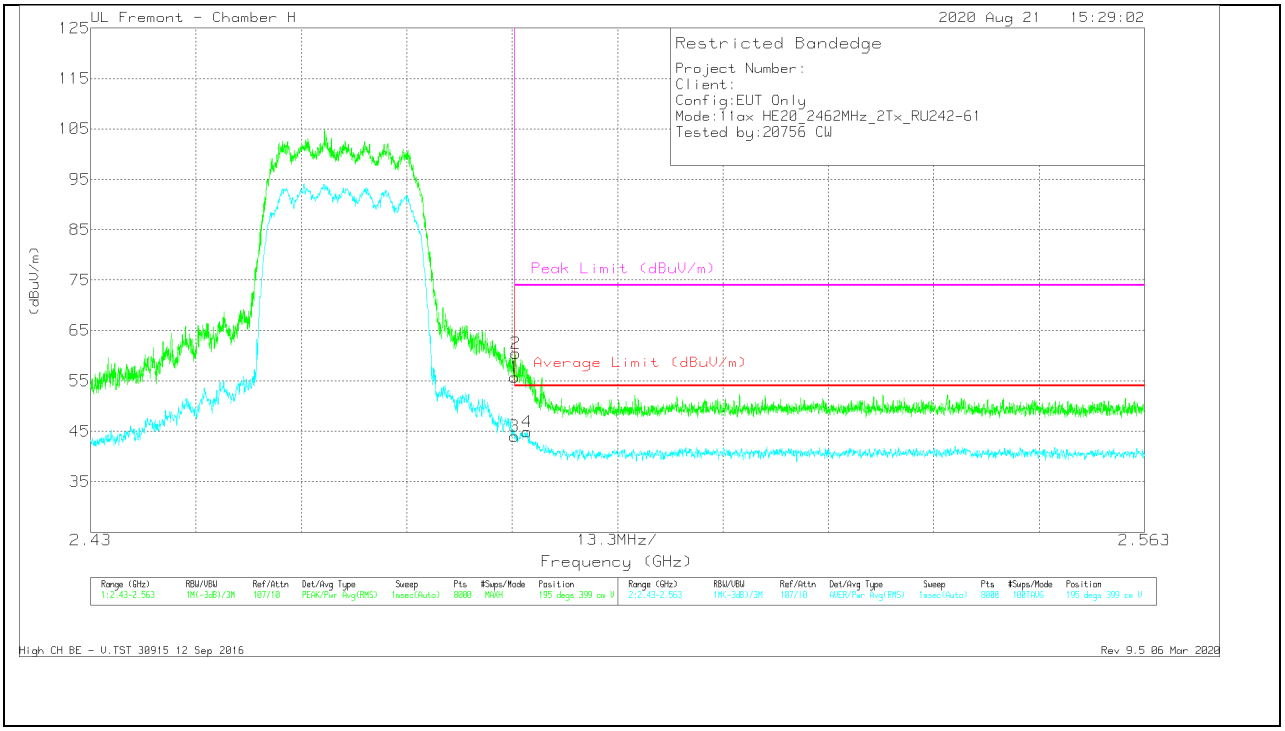

Marker	Frequency (GHz)	Meter Reading (dBuV)	Det	AF T863 (dB/m)	Amp/Cbl/Fltr/Pad (dB)	Corrected Reading (dBuV/m)	Average Limit (dBuV/m)	Margin (dB)	Peak Limit (dBuV/m)	PK Margin (dB)	Azimuth (Degs)	Height (cm)	Polarity
1	* 2.48351	46.9	Pk	32.5	-23.7	55.7	-	-	74	-18.3	195	399	V
2	* 2.48362	51.67	Pk	32.5	-23.7	60.47	-	-	74	-13.53	195	399	V
3	* 2.48351	35.21	RMS	32.5	-23.7	44.01	54	-9.99	-	-	195	399	V
4	* 2.48509	36.02	RMS	32.5	-23.6	44.92	54	-9.08	-	-	195	399	V

* - indicates frequency in CFR47 Pt 15 / IC RSS-Restricted Band
Pk - Peak detector
RMS - RMS detection

High CH BE - V.TST 30915 12 Sep 2016
Rev 9.5 06 Mar 2020

UL VERIFICATION SERVICES INC.
47173 Benicia Street, Fremont, CA 94538; USA TEL:(510) 319-4000 FAX:(510) 661-0888
This report shall not be reproduced except in full, without the written approval of UL Verification Services Inc.

BANDEDGE (HIGH CHANNEL, CH 12)

HORIZONTAL RESULT

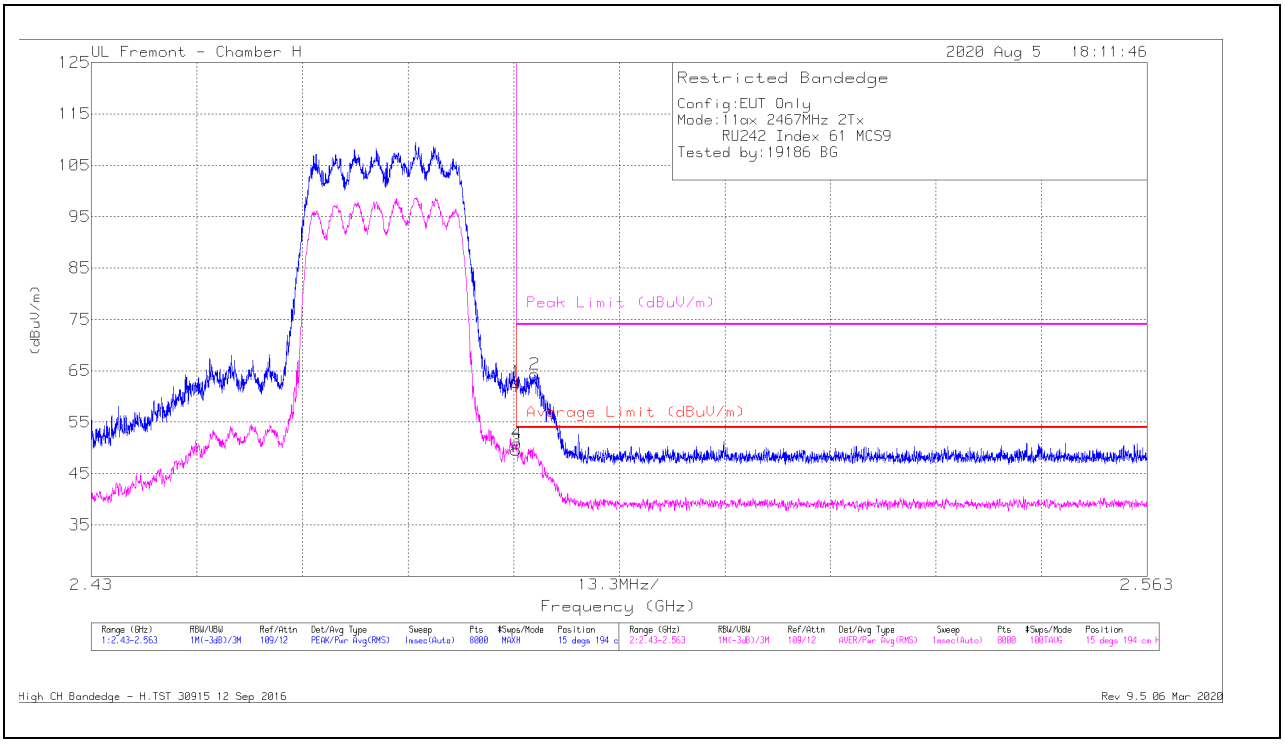

Marker	Frequency (GHz)	Meter Reading (dBuV)	Det	AF T863 (dB/m)	Amp/Cbl/Fltr/Pad (dB)	Corrected Reading (dBuV/m)	Average Limit (dBuV/m)	Margin (dB)	Peak Limit (dBuV/m)	PK Margin (dB)	Azimuth (Degs)	Height (cm)	Polarity
1	* 2.48351	52.07	Pk	32.5	-21.8	62.77	-	-	74	-11.23	15	194	H
2	* 2.48587	53.59	Pk	32.5	-21.8	64.29	-	-	74	-9.71	15	194	H
3	* 2.48351	38.86	RMS	32.5	-21.8	49.56	54	-4.44	-	-	15	194	H
4	* 2.48359	40.16	RMS	32.5	-21.8	50.86	54	-3.14	-	-	15	194	H

* - indicates frequency in CFR47 Pt 15 / IC RSS-Restricted Band
Pk - Peak detector
RMS - RMS detection

UL VERIFICATION SERVICES INC.
47173 Benicia Street, Fremont, CA 94538; USA TEL:(510) 319-4000 FAX:(510) 661-0888
This report shall not be reproduced except in full, without the written approval of UL Verification Services Inc.

VERTICAL RESULT

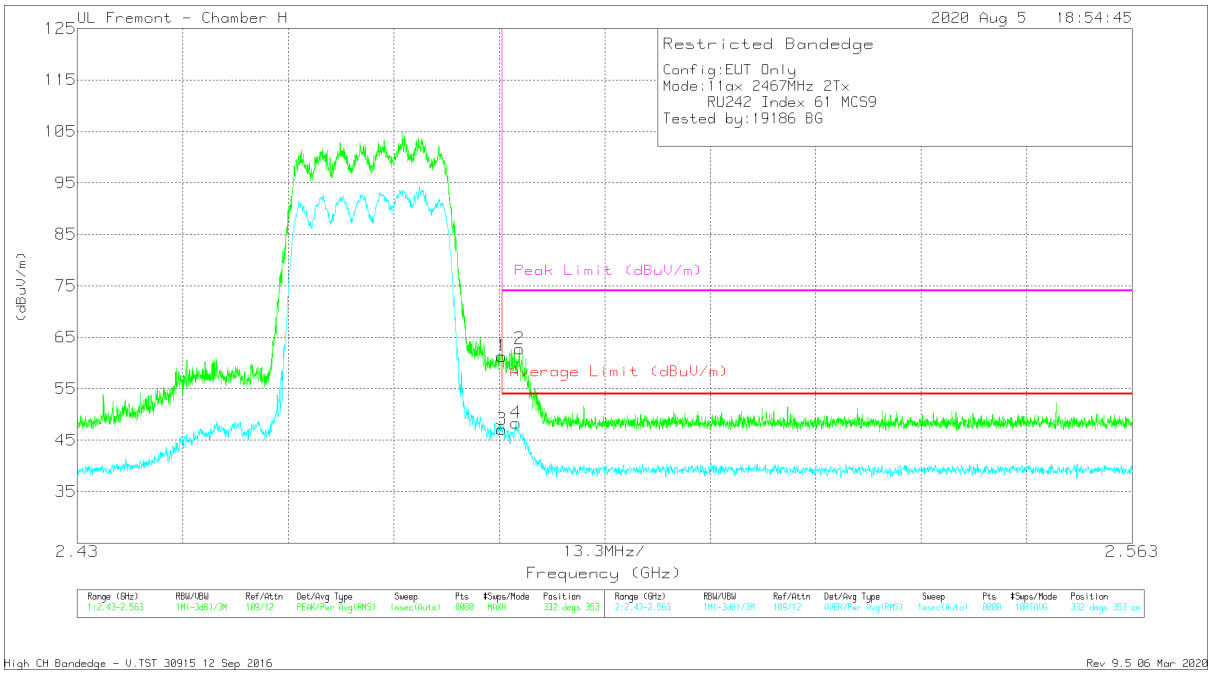

Marker	Frequency (GHz)	Meter Reading (dBuV)	Det	AF T863 (dB/m)	Amp/Cbl/Fltr/Pad (dB)	Corrected Reading (dBuV/m)	Average Limit (dBuV/m)	Margin (dB)	Peak Limit (dBuV/m)	PK Margin (dB)	Azimuth (Degs)	Height (cm)	Polarity
1	* 2.48351	50.65	Pk	32.5	-21.8	61.35	-	-	74	-12.65	332	353	V
2	* 2.48573	52.08	Pk	32.5	-21.8	62.78	-	-	74	-11.22	332	353	V
3	* 2.48351	36.44	RMS	32.5	-21.8	47.14	54	-6.86	-	-	332	353	V
4	* 2.48532	37.57	RMS	32.5	-21.7	48.37	54	-5.63	-	-	332	353	V

* - indicates frequency in CFR47 Pt 15 / IC RSS-Restricted Band
Pk - Peak detector
RMS - RMS detection

UL VERIFICATION SERVICES INC.
47173 Benicia Street, Fremont, CA 94538; USA TEL:(510) 319-4000 FAX:(510) 661-0888
This report shall not be reproduced except in full, without the written approval of UL Verification Services Inc.

BANDEDGE (HIGH CHANNEL, CH 13)

HORIZONTAL RESULT

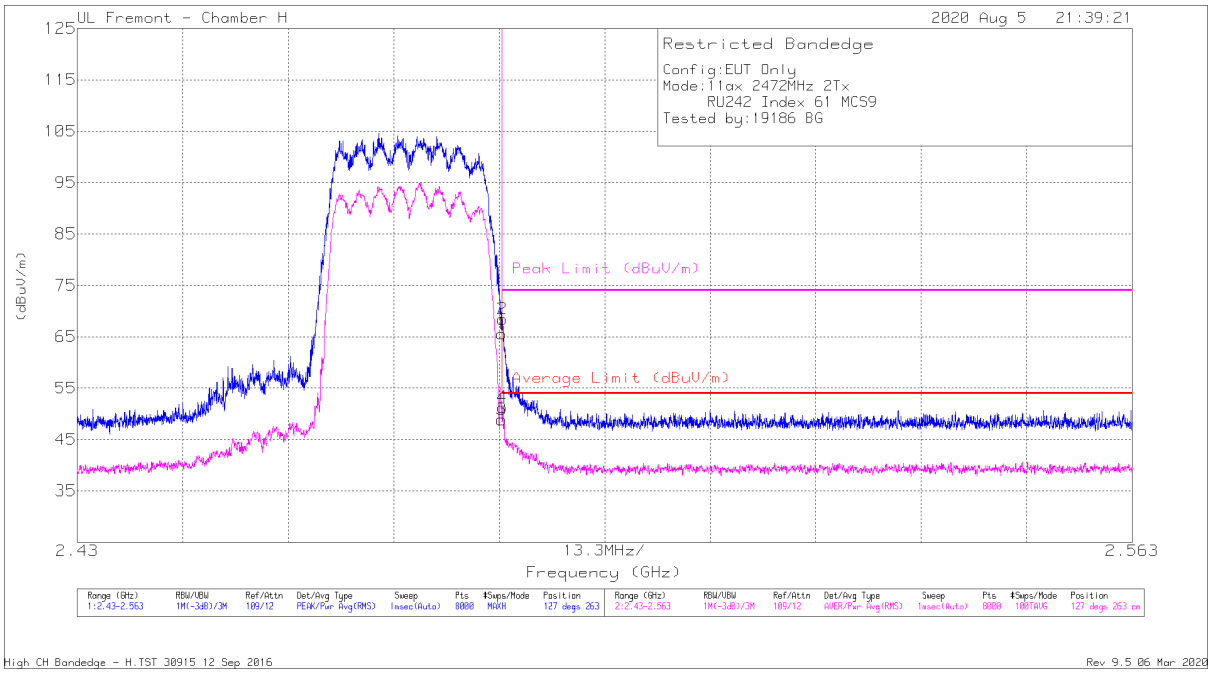

Marker	Frequency (GHz)	Meter Reading (dBuV)	Det	AF T863 (dB/m)	Amp/Cbl/Fltr/Pad (dB)	Corrected Reading (dBuV/m)	Average Limit (dBuV/m)	Margin (dB)	Peak Limit (dBuV/m)	PK Margin (dB)	Azimuth (Degs)	Height (cm)	Polarity
1	* 2.48351	54.91	Pk	32.5	-21.8	65.61	-	-	74	-8.39	127	263	H
2	* 2.48359	57.76	Pk	32.5	-21.8	68.46	-	-	74	-5.54	127	263	H
3	* 2.48351	38.19	RMS	32.5	-21.8	48.89	54	-5.11	-	-	127	263	H
4	* 2.48364	40.58	RMS	32.5	-21.8	51.28	54	-2.72	-	-	127	263	H

* - indicates frequency in CFR47 Pt 15 / IC RSS-Restricted Band
Pk - Peak detector
RMS - RMS detection

UL VERIFICATION SERVICES INC.
47173 Benicia Street, Fremont, CA 94538; USA TEL:(510) 319-4000 FAX:(510) 661-0888
This report shall not be reproduced except in full, without the written approval of UL Verification Services Inc.

VERTICAL RESULT

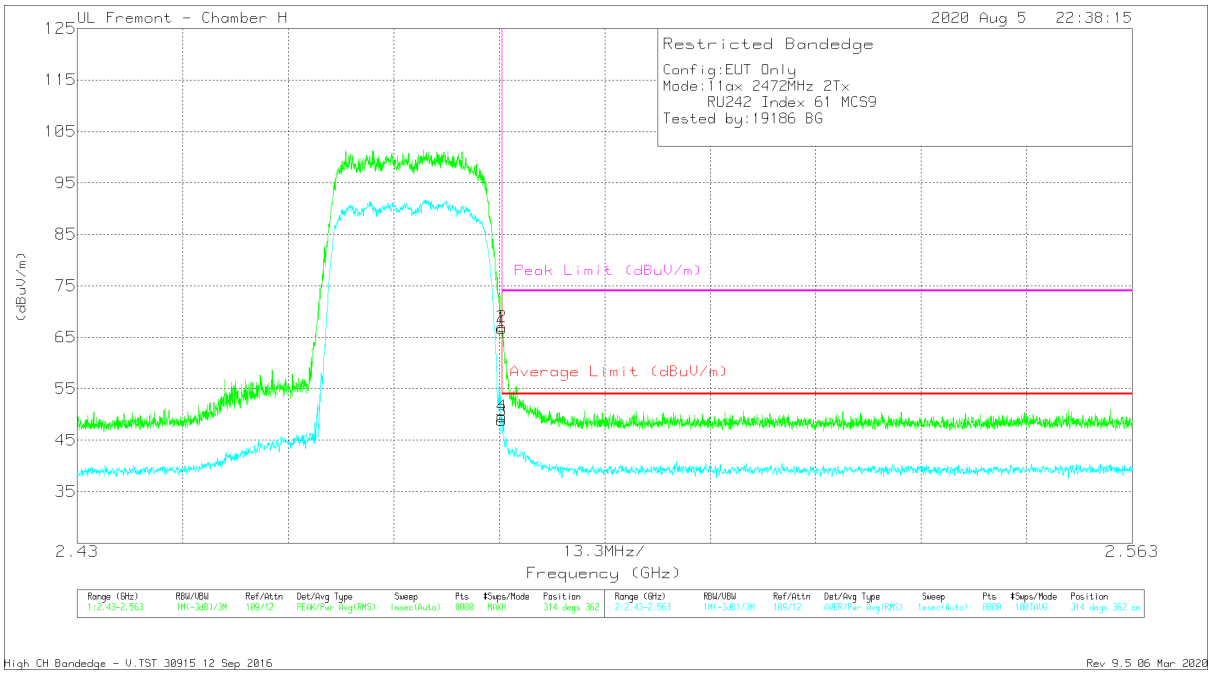

Marker	Frequency (GHz)	Meter Reading (dBuV)	Det	AF T863 (dB/m)	Amp/Cbl/Fltr/Pad (dB)	Corrected Reading (dBuV/m)	Average Limit (dBuV/m)	Margin (dB)	Peak Limit (dBuV/m)	PK Margin (dB)	Azimuth (Degs)	Height (cm)	Polarity
1	* 2.48351	56.03	Pk	32.5	-21.8	66.73	-	-	74	-7.27	314	362	V
2	* 2.48352	56.31	Pk	32.5	-21.8	67.01	-	-	74	-6.99	314	362	V
3	* 2.48351	38.09	RMS	32.5	-21.8	48.79	54	-5.21	-	-	314	362	V
4	* 2.48356	38.93	RMS	32.5	-21.8	49.63	54	-4.37	-	-	314	362	V

* - indicates frequency in CFR47 Pt 15 / IC RSS-Restricted Band
Pk - Peak detector
RMS - RMS detection

UL VERIFICATION SERVICES INC.
47173 Benicia Street, Fremont, CA 94538; USA TEL:(510) 319-4000 FAX:(510) 661-0888
This report shall not be reproduced except in full, without the written approval of UL Verification Services Inc.

HARMONICS AND SPURIOUS EMISSIONS

LOW CHANNEL, CH 1 RESULTS

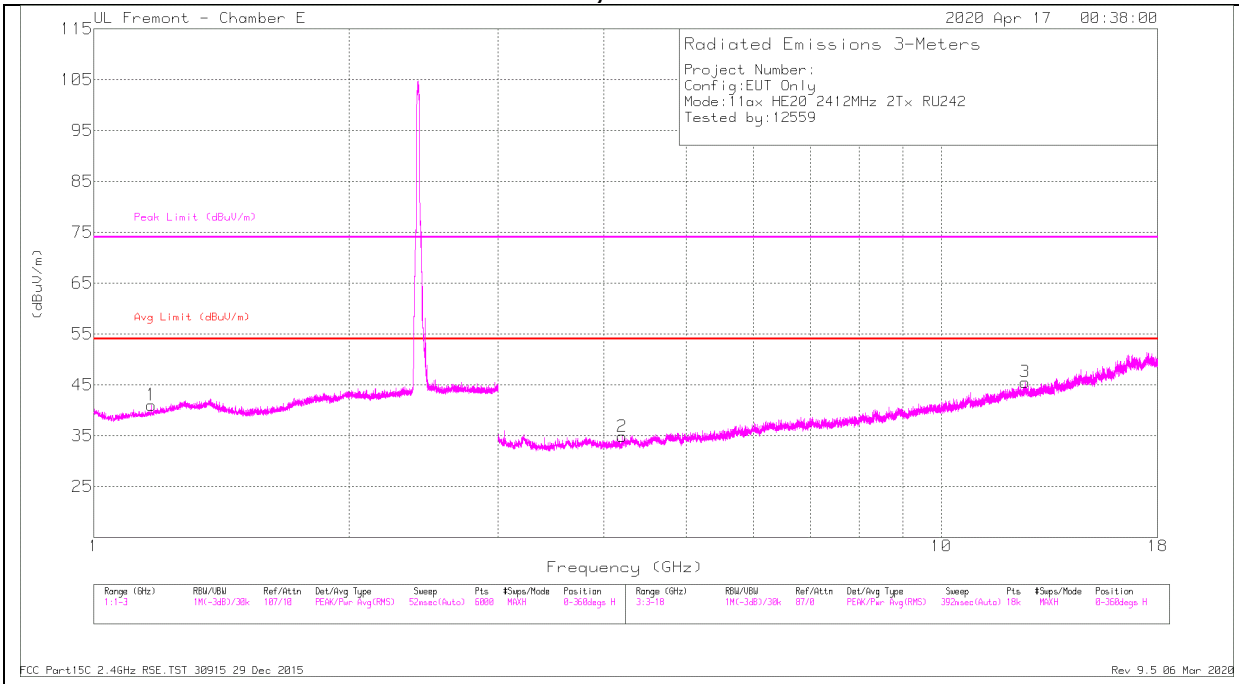

HORIZONTAL

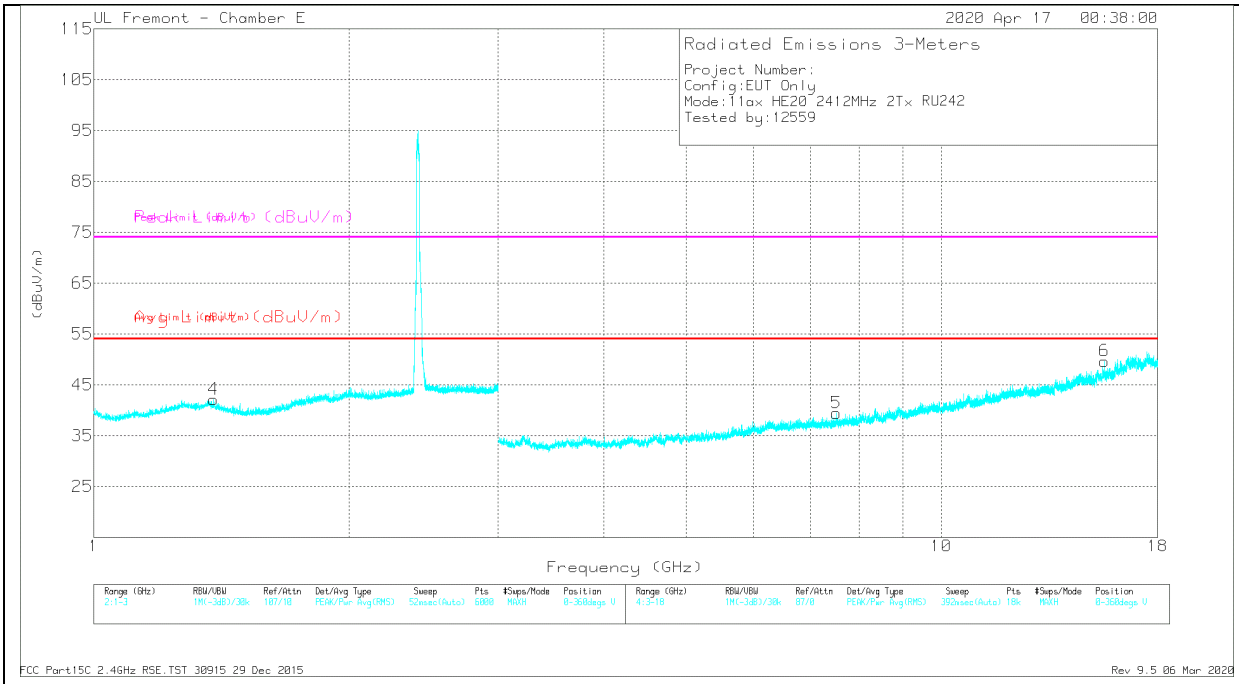

VERTICAL

UL VERIFICATION SERVICES INC.
47173 Benicia Street, Fremont, CA 94538; USA TEL:(510) 319-4000 FAX:(510) 661-0888
This report shall not be reproduced except in full, without the written approval of UL Verification Services Inc.

RADIATED EMISSIONS

Marker	Frequency(GHz)	MeterReading(dBuV)	Det	AF T712 (dB/m)	Amp/Cbl/Fltr/Pad (dB)	CorrectedReading(dBuV/m)	Avg Limit (dBuV/m)	Margin(dB)	Peak Limit (dBuV/m)	PK Margin(dB)	Azimuth(Degs)	Height(cm)	Polarity
1	* 1.16747	45.43	PK2	28	-26.2	47.23	-	-	74	-26.77	149	214	H
	* 1.16941	33.8	MAv1	28.1	-26.2	35.7	54	-18.3	-	-	149	214	H
4	* 1.38337	45.57	PK2	29.5	-26.4	48.67	-	-	74	-25.33	305	200	V
	* 1.38579	33.89	MAv1	29.5	-26.4	36.99	54	-17.01	-	-	305	200	V
2	* 4.20098	41.16	PK2	33.4	-32.3	42.26	-	-	74	-31.74	305	356	H
	* 4.20266	30.27	MAv1	33.4	-32.3	31.37	54	-22.63	-	-	305	356	H
3	* 12.56269	35.26	PK2	39	-22.3	51.96	-	-	74	-22.04	305	101	H
	* 12.56141	23.9	MAv1	39	-22.3	40.6	54	-13.4	-	-	305	101	H
5	* 7.5174	36.48	PK2	35.7	-27.4	44.78	-	-	74	-29.22	305	200	V
	* 7.51813	25.81	MAv1	35.7	-27.4	34.11	54	-19.89	-	-	305	200	V
6	* 15.56578	35.61	PK2	40.3	-20.5	55.41	-	-	74	-18.59	305	101	V
	* 15.56572	24.29	MAv1	40.3	-20.5	44.09	54	-9.91	-	-	305	101	V

* - indicates frequency in CFR47 Pt 15 / IC RSS-Restricted Band
PK2 - KDB558074 Method: Maximum Peak
MAv1 - KDB558074 Option 1 Maximum RMS Average

FCC Part15C 2.4GHz RSE.TST 30915 29 Dec 2015
Rev 9.5 06 Mar 2020

UL VERIFICATION SERVICES INC.
47173 Benicia Street, Fremont, CA 94538; USA TEL:(510) 319-4000 FAX:(510) 661-0888
This report shall not be reproduced except in full, without the written approval of UL Verification Services Inc.

MID CHANNEL, CH 6 RESULTS

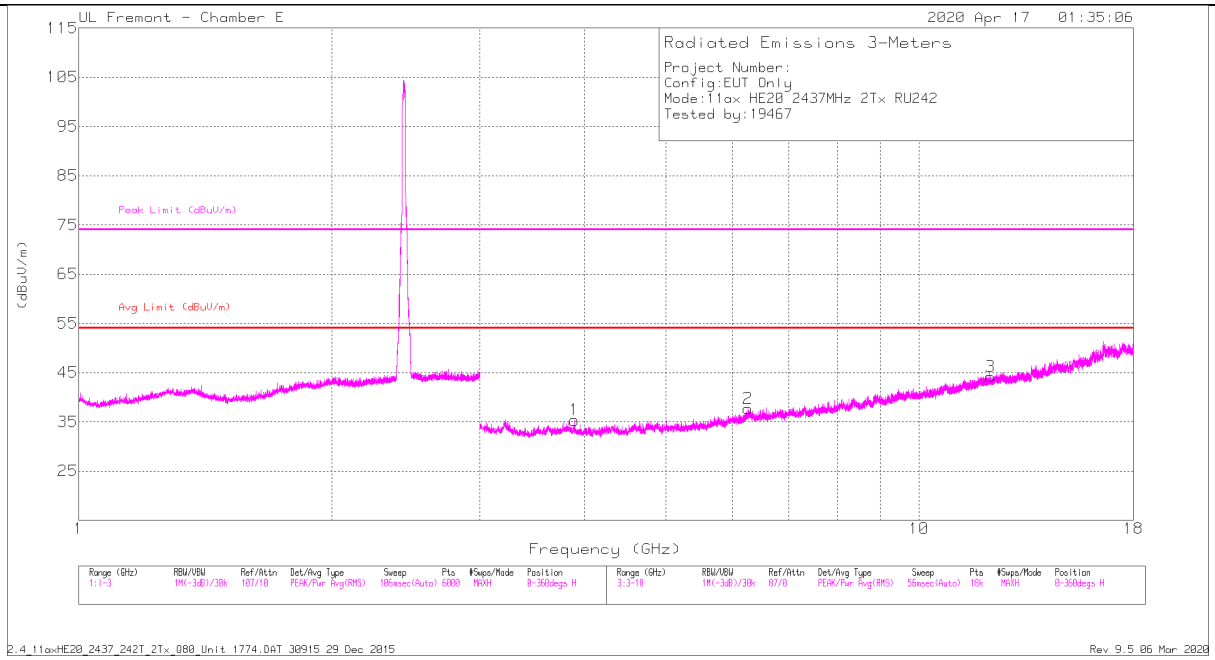

HORIZONTAL

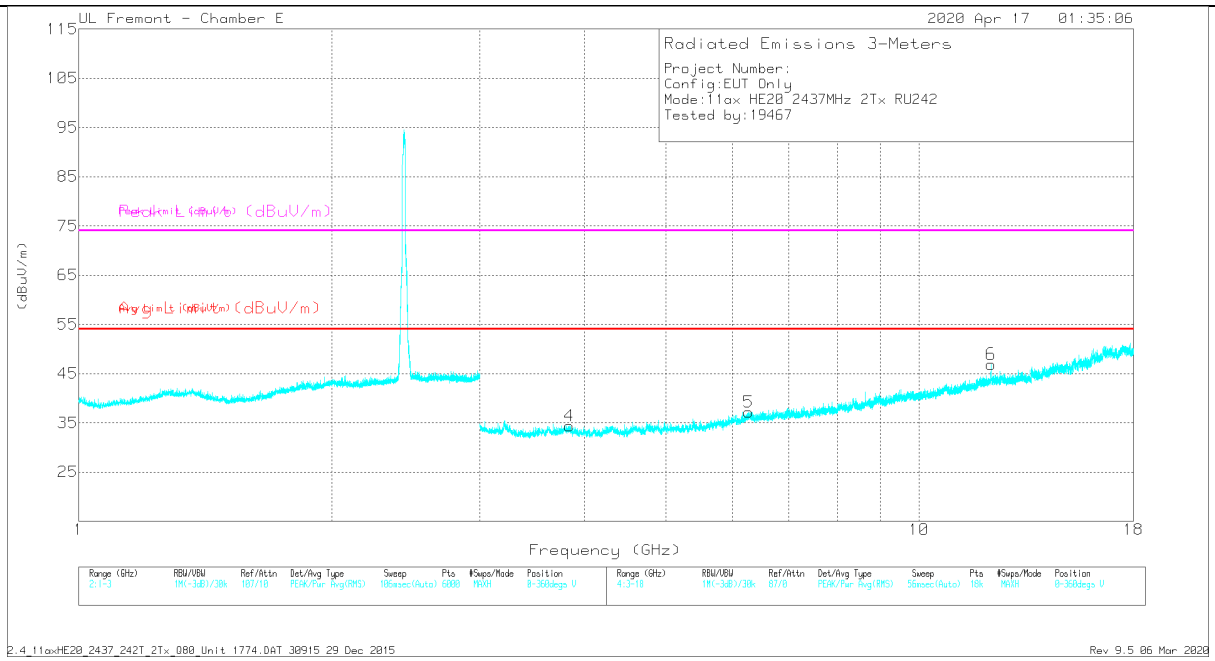

VERTICAL

UL VERIFICATION SERVICES INC.
47173 Benicia Street, Fremont, CA 94538; USA TEL:(510) 319-4000 FAX:(510) 661-0888
This report shall not be reproduced except in full, without the written approval of UL Verification Services Inc.

RADIATED EMISSIONS

Marker	Frequency (GHz)	Meter Reading (dBuV)	Det	AF T712 (dB/m)	Amp/Cbl/Fltr/Pad (dB)	Corrected Reading (dBuV/m)	Avg Limit (dBuV/m)	Margin (dB)	Peak Limit (dBuV/m)	PK Margin (dB)	Azimuth (Degs)	Height (cm)	Polarity
1	* 3.88957	39.21	PK2	33.7	-32.3	40.61	-	-	74	-33.39	0	200	H
	* 3.88855	27.56	MAv1	33.7	-32.3	28.96	54	-25.04	-	-	0	200	H
3	* 12.16122	35.85	PK2	38.8	-23	51.65	-	-	74	-22.35	0	200	H
	* 12.16159	24.28	MAv1	38.8	-23	40.08	54	-13.92	-	-	0	200	H
4	* 3.84062	39.32	PK2	33.6	-32.7	40.22	-	-	74	-33.78	0	200	V
	* 3.83898	28.26	MAv1	33.6	-32.7	29.16	54	-24.84	-	-	0	200	V
6	* 12.17856	38.5	PK2	38.8	-22.9	54.4	-	-	74	-19.6	0	101	V
	* 12.17977	26.61	MAv1	38.8	-23	42.41	54	-11.59	-	-	0	101	V
2	6.25331	25.87	MAv1	35.6	-28.7	32.77	-	-	-	-	0	101	H
	6.2562	36.98	PK2	35.6	-28.6	43.98	-	-	-	-	0	101	H
5	6.26862	25.92	MAv1	35.5	-28.3	33.12	-	-	-	-	0	101	V
	6.27152	37.7	PK2	35.5	-28.3	44.9	-	-	-	-	0	101	V

* - indicates frequency in CFR47 Pt 15 / IC RSS-Restricted Band
PK2 - KDB558074 Method: Maximum Peak
MAv1 - KDB558074 Option 1 Maximum RMS Average

2.4_11axHE20_2437_242T_2Tx_Q80_Unit 1774.DAT 30915 29 Dec 2015
Rev 9.5 06 Mar 2020

UL VERIFICATION SERVICES INC.
47173 Benicia Street, Fremont, CA 94538; USA TEL:(510) 319-4000 FAX:(510) 661-0888
This report shall not be reproduced except in full, without the written approval of UL Verification Services Inc.

HIGH CHANNEL, CH 13 RESULTS

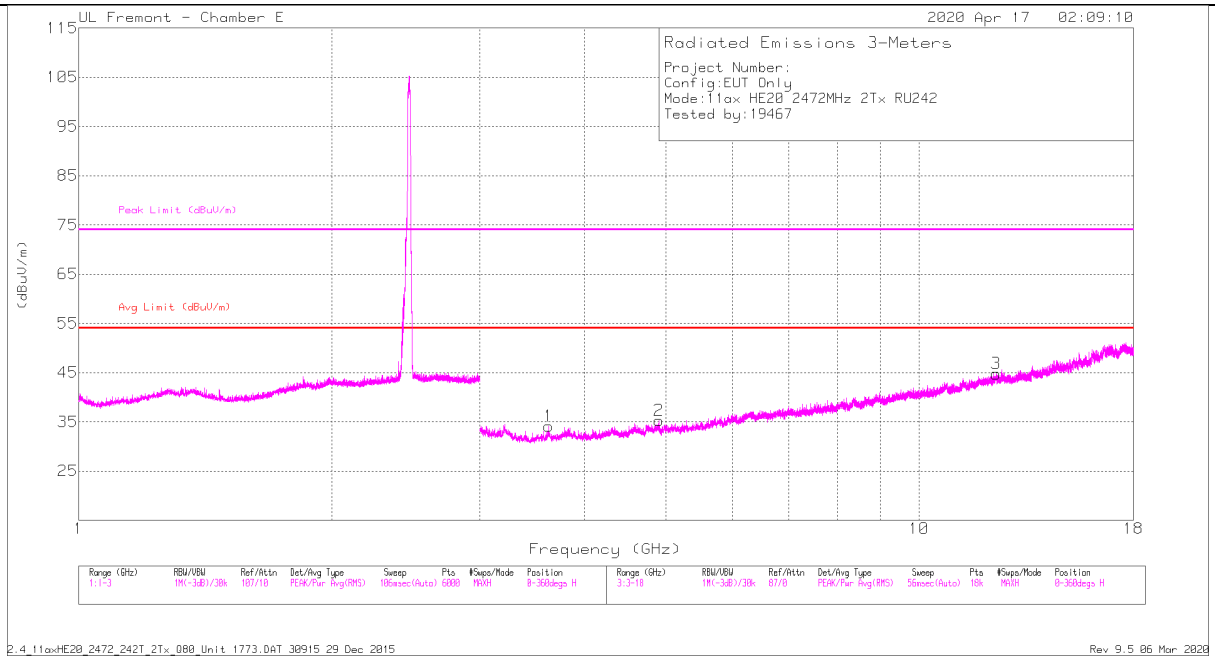

HORIZONTAL

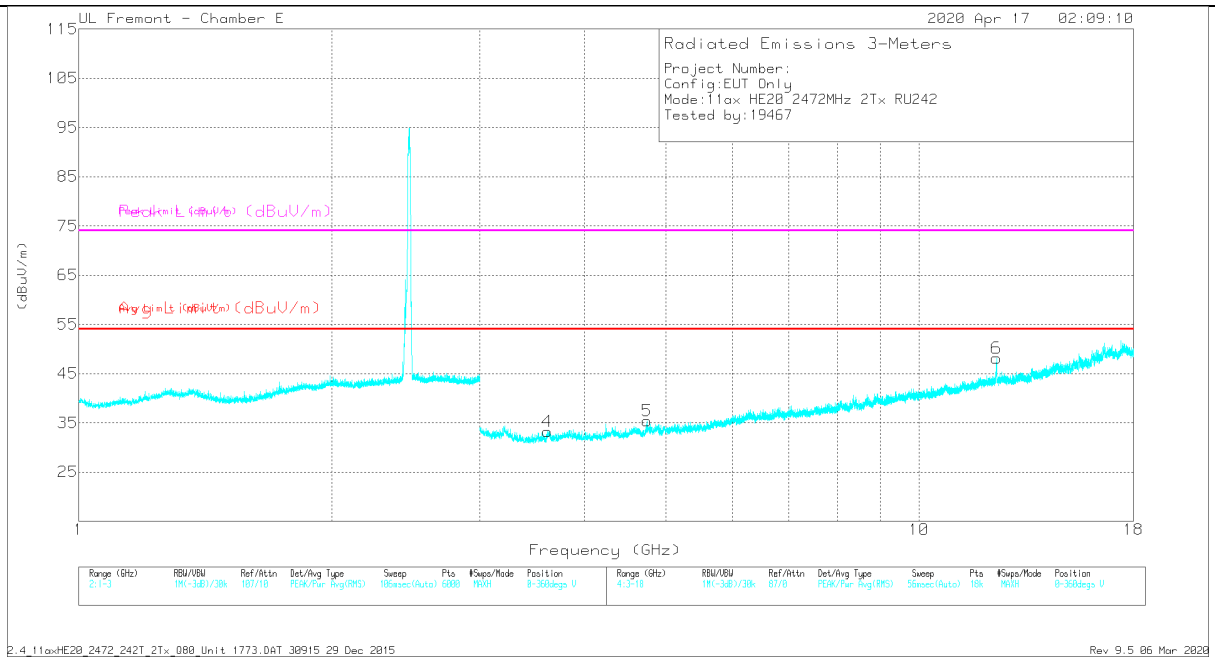

VERTICAL

UL VERIFICATION SERVICES INC.
47173 Benicia Street, Fremont, CA 94538; USA TEL:(510) 319-4000 FAX:(510) 661-0888
This report shall not be reproduced except in full, without the written approval of UL Verification Services Inc.

RADIATED EMISSIONS

Marker	Frequency (GHz)	Meter Reading (dBuV)	Det	AF T712 (dB/m)	Amp/Cbl/Fltr/Pad (dB)	Corrected Reading (dBuV/m)	Avg Limit (dBuV/m)	Margin (dB)	Peak Limit (dBuV/m)	PK Margin (dB)	Azimuth (Degs)	Height (cm)	Polarity
1	* 3.62766	40.04	PK2	33.3	-33.7	39.64	-	-	74	-34.36	199	101	H
	* 3.62823	28.42	MAv1	33.3	-33.7	28.02	54	-25.98	-	-	199	101	H
2	* 4.9005	38.35	PK2	34.1	-31.4	41.05	-	-	74	-32.95	199	101	H
	* 4.90264	27.63	MAv1	34.1	-31.3	30.43	54	-23.57	-	-	199	101	H
3	* 12.34665	35.88	PK2	38.9	-22.9	51.88	-	-	74	-22.12	199	101	H
	* 12.3471	24.5	MAv1	38.9	-22.9	40.5	54	-13.5	-	-	199	101	H
4	* 3.61293	39.49	PK2	33.6	-33.7	39.39	-	-	74	-34.61	199	200	V
	* 3.61481	28.67	MAv1	33.7	-33.7	28.67	54	-25.33	-	-	199	200	V
5	* 4.74673	39.51	PK2	34.1	-32.2	41.41	-	-	74	-32.59	199	200	V
	* 4.74752	28.31	MAv1	34.1	-32.2	30.21	54	-23.79	-	-	199	200	V
6	* 12.36577	40.06	PK2	38.9	-23	55.96	-	-	74	-18.04	290	101	V
	* 12.36524	26.89	MAv1	38.9	-23	42.79	54	-11.21	-	-	290	101	V

* - indicates frequency in CFR47 Pt 15 / IC RSS-Restricted Band
PK2 - KDB558074 Method: Maximum Peak
MAv1 - KDB558074 Option 1 Maximum RMS Average

2.4_11axHE20_2472_242T_2Tx_Q80_Unit 1773.DAT 30915 29 Dec 2015
Rev 9.5 06 Mar 2020

UL VERIFICATION SERVICES INC.
47173 Benicia Street, Fremont, CA 94538; USA TEL:(510) 319-4000 FAX:(510) 661-0888
This report shall not be reproduced except in full, without the written approval of UL Verification Services Inc.

10.2. WORST CASE BELOW 1 GHz

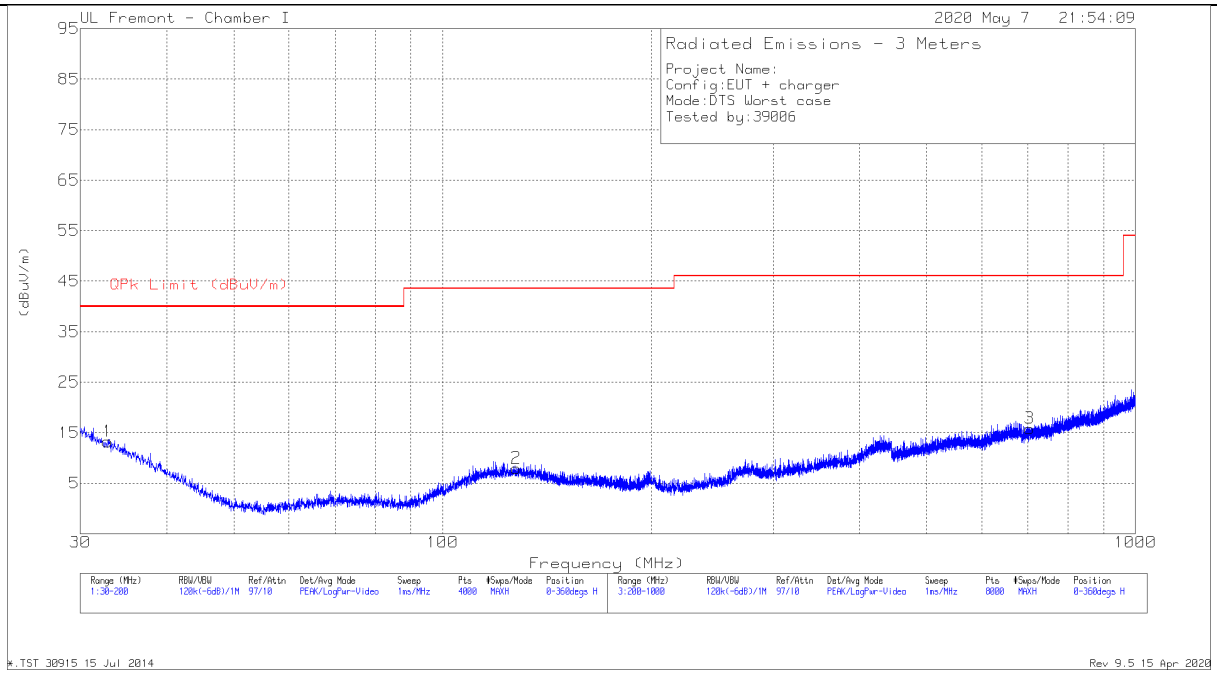

HORIZONTAL

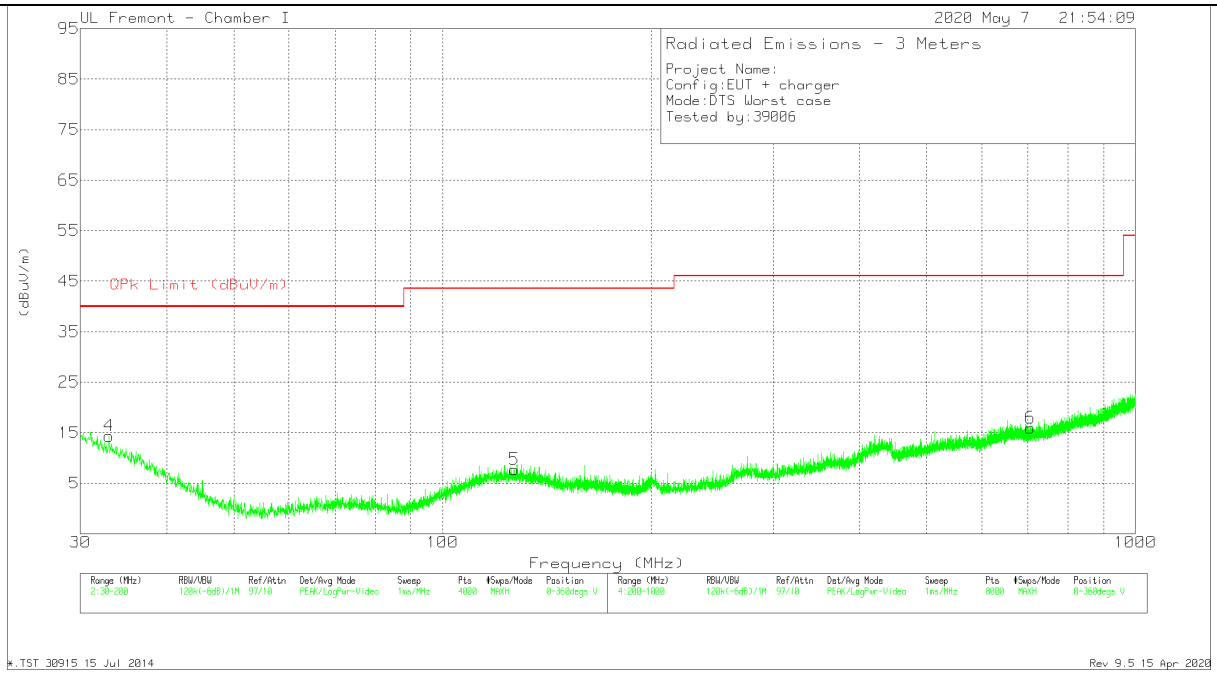

VERTICAL

UL VERIFICATION SERVICES INC.
47173 Benicia Street, Fremont, CA 94538; USA TEL:(510) 319-4000 FAX:(510) 661-0888
This report shall not be reproduced except in full, without the written approval of UL Verification Services Inc.

Below 1GHz DATA

Marker	Frequency (MHz)	Meter Reading (dBuV)	Det	AF PRE0184052 (dB/m)	Amp Cbl (dB)	Corrected Reading (dBuV/m)	QPk Limit (dBuV/m)	Margin (dB)	Azimuth (Degs)	Height (cm)	Polarity
1	32.8482	19.66	Pk	25	-31.4	13.26	40	-26.74	0-360	299	H
2	127.8178	19.18	Pk	19.5	-30.7	7.98	43.52	-35.54	0-360	399	H
4	33.0183	20.86	Pk	24.9	-31.4	14.36	40	-25.64	0-360	100	V
5	126.9676	18.92	Pk	19.5	-30.7	7.72	43.52	-35.8	0-360	100	V
3	703.7655	18.64	Pk	26.1	-28.9	15.84	46.02	-30.18	0-360	399	H
6	705.3657	18.76	Pk	26.1	-28.9	15.96	46.02	-30.06	0-360	100	V

Pk - Peak detector

*.TST 30915 15 Jul 2014
Rev 9.5 15 Apr 2020

UL VERIFICATION SERVICES INC.
47173 Benicia Street, Fremont, CA 94538; USA TEL:(510) 319-4000 FAX:(510) 661-0888
This report shall not be reproduced except in full, without the written approval of UL Verification Services Inc.

10.3. WORST CASE 18-26 GHz

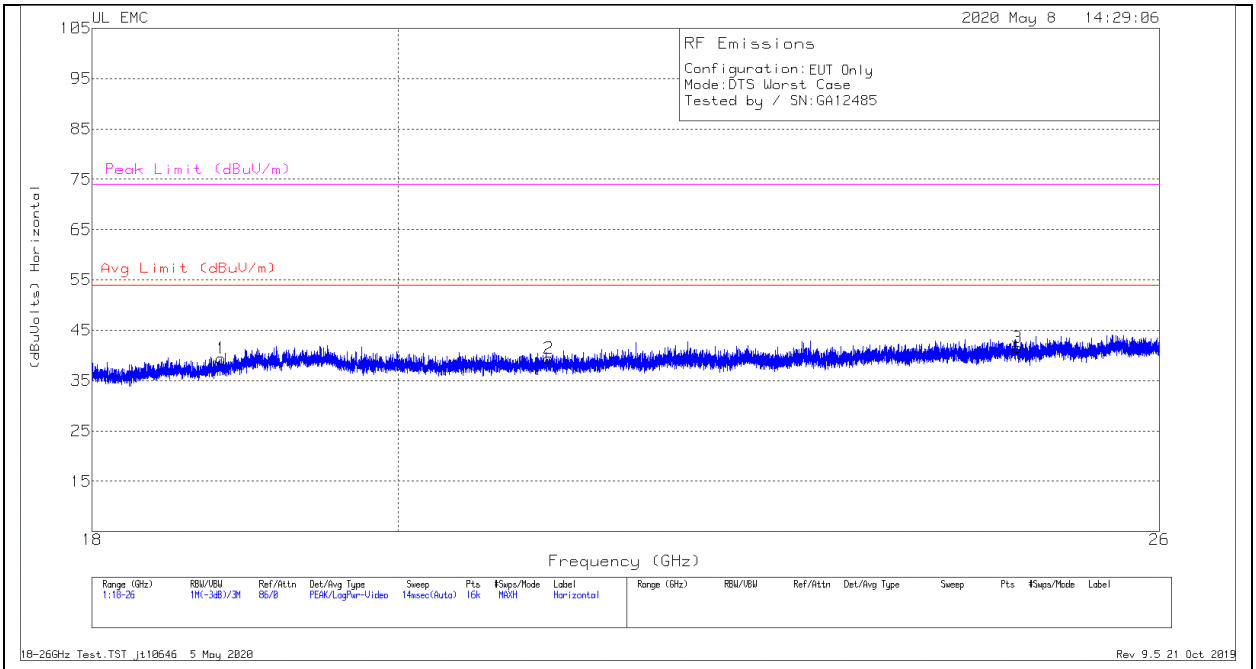

HORIZONTAL

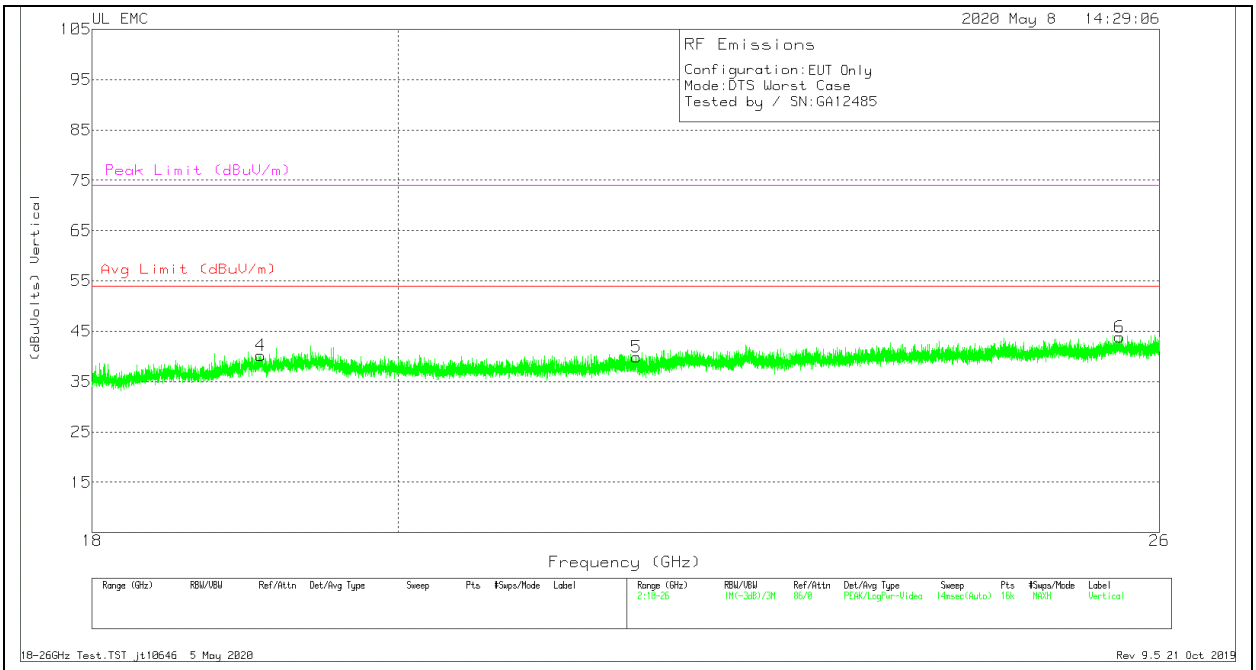

VERTICAL

UL VERIFICATION SERVICES INC.
47173 Benicia Street, Fremont, CA 94538; USA TEL:(510) 319-4000 FAX:(510) 661-0888
This report shall not be reproduced except in full, without the written approval of UL Verification Services Inc.

18 – 26GHz DATA

Marker	Frequency (GHz)	Meter Reading (dBuV)	Det	T125 AF (dB/m)	Amp/Cbl (dB)	Dist Corr (dB)	Corrected Reading (dBuVolts)	Avg Limit (dBuV/m)	Margin (dB)	Peak Limit (dBuV/m)	PK Margin (dB)
1	18.81895	36.96	Pk	32.5	-20.6	-9.5	39.36	54	-14.64	74	-34.64
2	21.06831	36.84	Pk	33	-20.9	-9.5	39.44	54	-14.56	74	-34.56
3	24.75608	36.37	Pk	34.1	-19.4	-9.5	41.57	54	-12.43	74	-32.43
4	19.07543	36.57	Pk	32.7	-19.6	-9.5	40.17	54	-13.83	74	-33.83
5	21.71327	36.79	Pk	33.2	-20.6	-9.5	39.89	54	-14.11	74	-34.11
6	25.64503	38.85	Pk	34.2	-19.7	-9.5	43.85	54	-10.15	74	-30.15

Pk - Peak detector

18-26GHz Test.TST jt10646 5 May 2020
Rev 9.5 21 Oct 2019

UL VERIFICATION SERVICES INC.
47173 Benicia Street, Fremont, CA 94538; USA TEL:(510) 319-4000 FAX:(510) 661-0888
This report shall not be reproduced except in full, without the written approval of UL Verification Services Inc.

11. AC POWER LINE CONDUCTED EMISSIONS

LIMITS

FCC §15.207 (a)

RSS-Gen 8.8

Frequency of Emission (MHz)	Conducted Limit (dBµV)	
	Quasi-peak	Average
0.15-0.5	66 to 56 *	56 to 46 *
0.5-5	56	46
5-30	60	50

*Decreases with the logarithm of the frequency.

TEST PROCEDURE

The EUT is placed on a non-conducting table 40 cm from the vertical ground plane and 80 cm above the horizontal ground plane. The EUT is configured in accordance with ANSI C63.10.

The receiver is set to a resolution bandwidth of 9 kHz. Peak detection is used unless otherwise noted as quasi-peak or average.

Line conducted data is recorded for both NEUTRAL and HOT lines.

RESULTS

UL VERIFICATION SERVICES INC.
47173 Benicia Street, Fremont, CA 94538; USA TEL:(510) 319-4000 FAX:(510) 661-0888
This report shall not be reproduced except in full, without the written approval of UL Verification Services Inc.

11.1. AC POWER LINE HOST

LINE 1 RESULTS

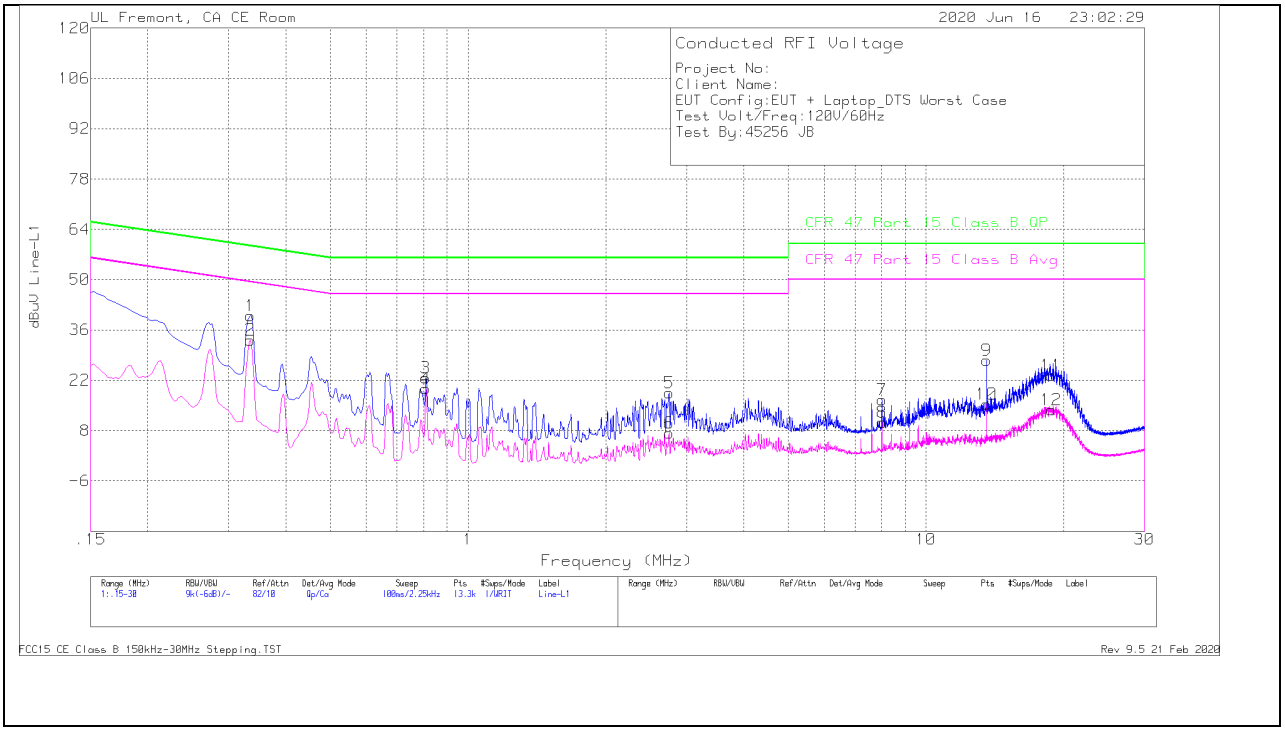

Range 1: Line-L1 .15 - 30MHz											
Marker	Frequency (MHz)	Meter Reading (dBuV)	Det	PRE018644 6 LISN L1	LC Cables C1&C3	Limiter (dB)	Corrected Reading dBuV	CFR 47 Part 15 Class B QP	QP Margin (dB)	CFR 47 Part 15 Class B Avg	Av(CISPR)Margin (dB)
1	.3345	30.02	Qp	0	0	10	40.02	59.34	-19.32	-	-
2	.3345	23.24	Ca	0	0	10	33.24	-	-	49.34	-16.1
3	.80925	12.71	Qp	0	0	10	22.71	56	-33.29	-	-
4	.80925	9.76	Ca	0	0	10	19.76	-	-	46	-26.24
5	2.7465	8.35	Qp	0	.1	10	18.45	56	-37.55	-	-
6	2.7465	-2.75	Ca	0	.1	10	7.35	-	-	46	-38.65
7	8.0115	6.3	Qp	0	.2	10.1	16.6	60	-43.4	-	-
8	8.0115	-.06	Ca	0	.2	10.1	10.24	-	-	50	-39.76
9	13.56	17.12	Qp	.1	.2	10.1	27.52	60	-32.48	-	-
10	13.56	4.94	Ca	.1	.2	10.1	15.34	-	-	50	-34.66
11	18.74175	12.81	Qp	0	.3	10.2	23.31	60	-36.69	-	-
12	18.7755	3.25	Ca	0	.3	10.2	13.75	-	-	50	-36.25

Qp - Quasi-Peak detector
Ca - CISPR average detection

FCC15 CE Class B 150kHz-30MHz Stepping.TST
Rev 9.5 21 Feb 2020

UL VERIFICATION SERVICES INC.
47173 Benicia Street, Fremont, CA 94538; USA TEL:(510) 319-4000 FAX:(510) 661-0888
This report shall not be reproduced except in full, without the written approval of UL Verification Services Inc.

LINE 2 RESULTS

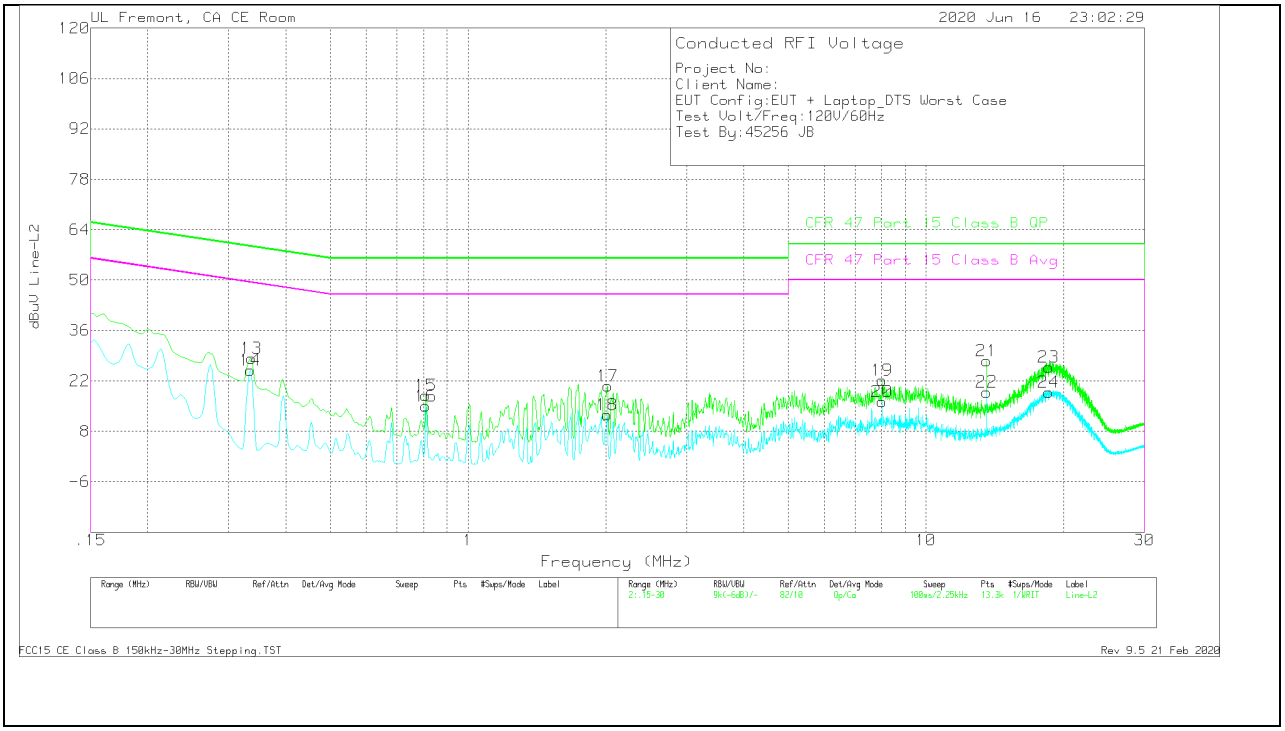

Range 2: Line-L2 .15 - 30MHz											
Marker	Frequency (MHz)	Meter Reading (dBuV)	Det	PRE018644 6 LISN L2	LC Cables C2&C3	Limiter (dB)	Corrected Reading dBuV	CFR 47 Part 15 Class B QP	QP Margin (dB)	CFR 47 Part 15 Class B Avg	Av(CISPR)Margin (dB)
13	.33675	18.31	Qp	0	0	10	28.31	59.28	-30.97	-	-
14	.3345	14.9	Ca	0	0	10	24.9	-	-	49.34	-24.44
15	.80925	8.04	Qp	0	0	10	18.04	56	-37.96	-	-
16	.80925	5.08	Ca	0	0	10	15.08	-	-	46	-30.92
17	2.0175	10.45	Qp	0	.1	10	20.55	56	-35.45	-	-
18	2.01525	2.46	Ca	0	.1	10	12.56	-	-	46	-33.44
19	8.01375	11.9	Qp	0	.2	10.1	22.2	60	-37.8	-	-
20	8.01375	5.88	Ca	0	.2	10.1	16.18	-	-	50	-33.82
21	13.56	17.19	Qp	.1	.2	10.1	27.59	60	-32.41	-	-
22	13.56	8.53	Ca	.1	.2	10.1	18.93	-	-	50	-31.07
23	18.50775	15.4	Qp	0	.3	10.2	25.9	60	-34.1	-	-
24	18.50775	8.41	Ca	0	.3	10.2	18.91	-	-	50	-31.09

Qp - Quasi-Peak detector
Ca - CISPR average detection

FCC15 CE Class B 150kHz-30MHz Stepping.TST
Rev 9.5 21 Feb 2020

UL VERIFICATION SERVICES INC.
47173 Benicia Street, Fremont, CA 94538; USA TEL:(510) 319-4000 FAX:(510) 661-0888
This report shall not be reproduced except in full, without the written approval of UL Verification Services Inc.

11.2. AC POWER LINE NORM

LINE 1 RESULTS

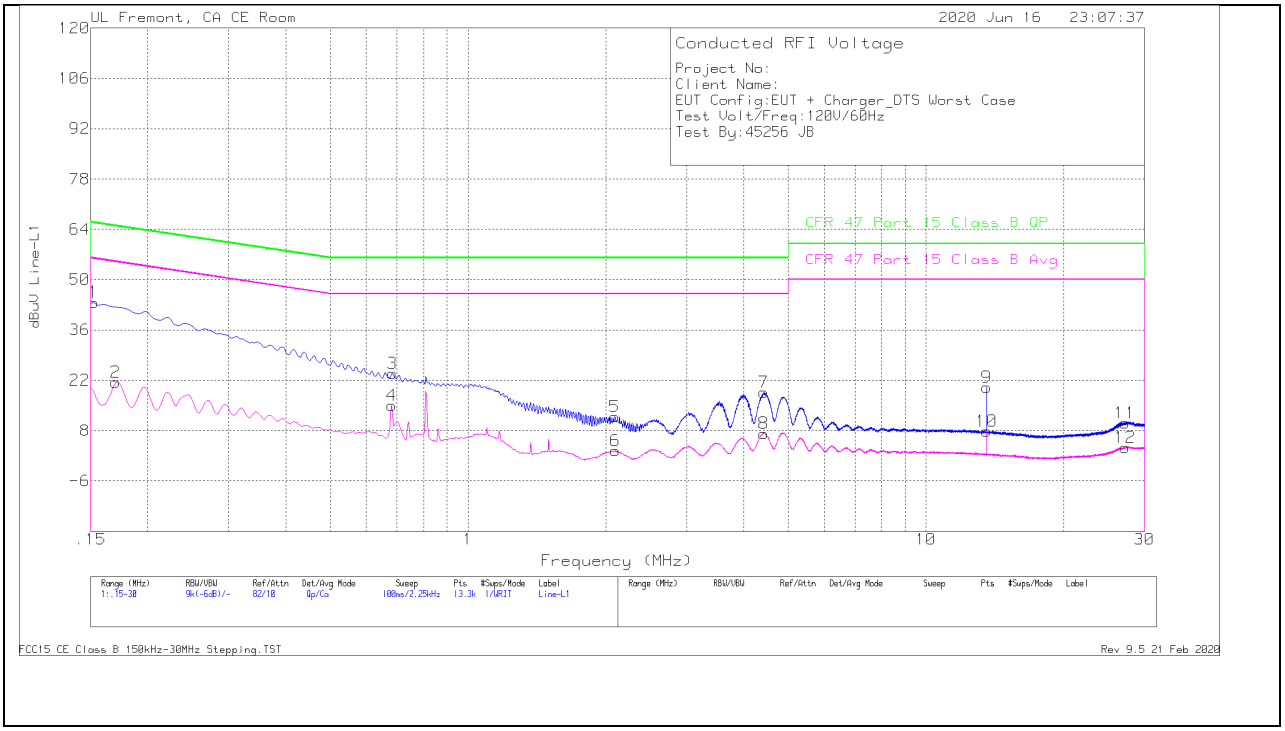

Range 1: Line-L1 .15 - 30MHz											
Marker	Frequency (MHz)	Meter Reading (dBuV)	Det	PRE018644 6 LISN L1	LC Cables C1&C3	Limiter (dB)	Corrected Reading dBuV	CFR 47 Part 15 Class B QP	QP Margin (dB)	CFR 47 Part 15 Class B Avg	Av(CISPR)Margin (dB)
1	.15225	33.61	Qp	.1	0	10	43.71	65.88	-22.17	-	-
2	.17025	11.41	Ca	0	0	10	21.41	-	-	54.95	-33.54
3	.68325	13.87	Qp	0	0	10	23.87	56	-32.13	-	-
4	.681	4.95	Ca	0	0	10	14.95	-	-	46	-31.05
5	2.094	1.72	Qp	0	.1	10	11.82	56	-44.18	-	-
6	2.09625	-7.71	Ca	0	.1	10	2.39	-	-	46	-43.61
7	4.4295	8.42	Qp	0	.1	10.1	18.62	56	-37.38	-	-
8	4.4295	-2.96	Ca	0	.1	10.1	7.24	-	-	46	-38.76
9	13.56	9.73	Qp	.1	.2	10.1	20.13	60	-39.87	-	-
10	13.56	-2.52	Ca	.1	.2	10.1	7.88	-	-	50	-42.12
11	27.2265	-.52	Qp	0	.4	10.3	10.18	60	-49.82	-	-
12	27.22538	-7.42	Ca	0	.4	10.3	3.28	-	-	50	-46.72

Qp - Quasi-Peak detector
Ca - CISPR average detection

FCC15 CE Class B 150kHz-30MHz Stepping.TST
Rev 9.5 21 Feb 2020

UL VERIFICATION SERVICES INC.
47173 Benicia Street, Fremont, CA 94538; USA TEL:(510) 319-4000 FAX:(510) 661-0888
This report shall not be reproduced except in full, without the written approval of UL Verification Services Inc.

LINE 2 RESULTS

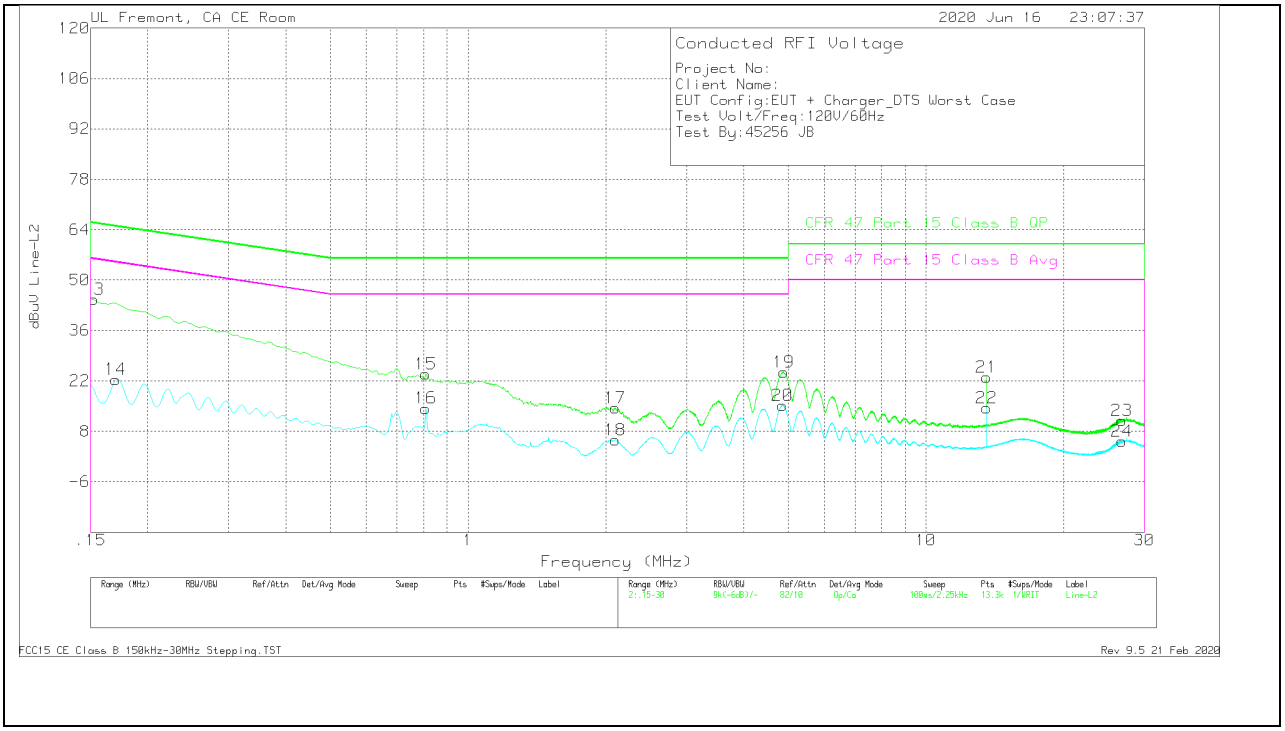

Range 2: Line-L2 .15 - 30MHz											
Marker	Frequency (MHz)	Meter Reading (dBuV)	Det	PRE018644 6 LISN L2	LC Cables C2&C3	Limiter (dB)	Corrected Reading dBuV	CFR 47 Part 15 Class B QP	QP Margin (dB)	CFR 47 Part 15 Class B Avg	Av(CISPR)Margin (dB)
13	.15225	34.73	Qp	0	0	10	44.73	65.88	-21.15	-	-
14	.17025	12.42	Ca	0	0	10	22.42	-	-	54.95	-32.53
15	.80925	13.92	Qp	0	0	10	23.92	56	-32.08	-	-
16	.80925	4.4	Ca	0	0	10	14.4	-	-	46	-31.6
17	2.09625	4.43	Qp	0	.1	10	14.53	56	-41.47	-	-
18	2.0985	-4.55	Ca	0	.1	10	5.55	-	-	46	-40.45
19	4.89525	14.19	Qp	0	.1	10.1	24.39	56	-31.61	-	-
20	4.85925	5.01	Ca	0	.1	10.1	15.21	-	-	46	-30.79
21	13.56	12.63	Qp	.1	.2	10.1	23.03	60	-36.97	-	-
22	13.56	4.02	Ca	.1	.2	10.1	14.42	-	-	50	-35.58
23	26.76525	.32	Qp	.1	.3	10.3	11.02	60	-48.98	-	-
24	26.76975	-5.42	Ca	.1	.3	10.3	5.28	-	-	50	-44.72

Qp - Quasi-Peak detector
Ca - CISPR average detection

FCC15 CE Class B 150kHz-30MHz Stepping.TST
Rev 9.5 21 Feb 2020

UL VERIFICATION SERVICES INC.
47173 Benicia Street, Fremont, CA 94538; USA TEL:(510) 319-4000 FAX:(510) 661-0888
This report shall not be reproduced except in full, without the written approval of UL Verification Services Inc.

12. SETUP PHOTOS

Please refer to 13179116-EP1V1 for setup photos

END OF TEST REPORT

UL VERIFICATION SERVICES INC.
47173 Benicia Street, Fremont, CA 94538; USA TEL:(510) 319-4000 FAX:(510) 661-0888
This report shall not be reproduced except in full, without the written approval of UL Verification Services Inc.