1.1.12. TX ABOVE 1 GHz 802.11ax HE80 MODE IN THE 5.3 GHz BAND

1TX Antenna 5 MODE – 996 Tones, RU Index 67

BANDEDGE (MID CHANNEL)

HORIZONTAL RESULT

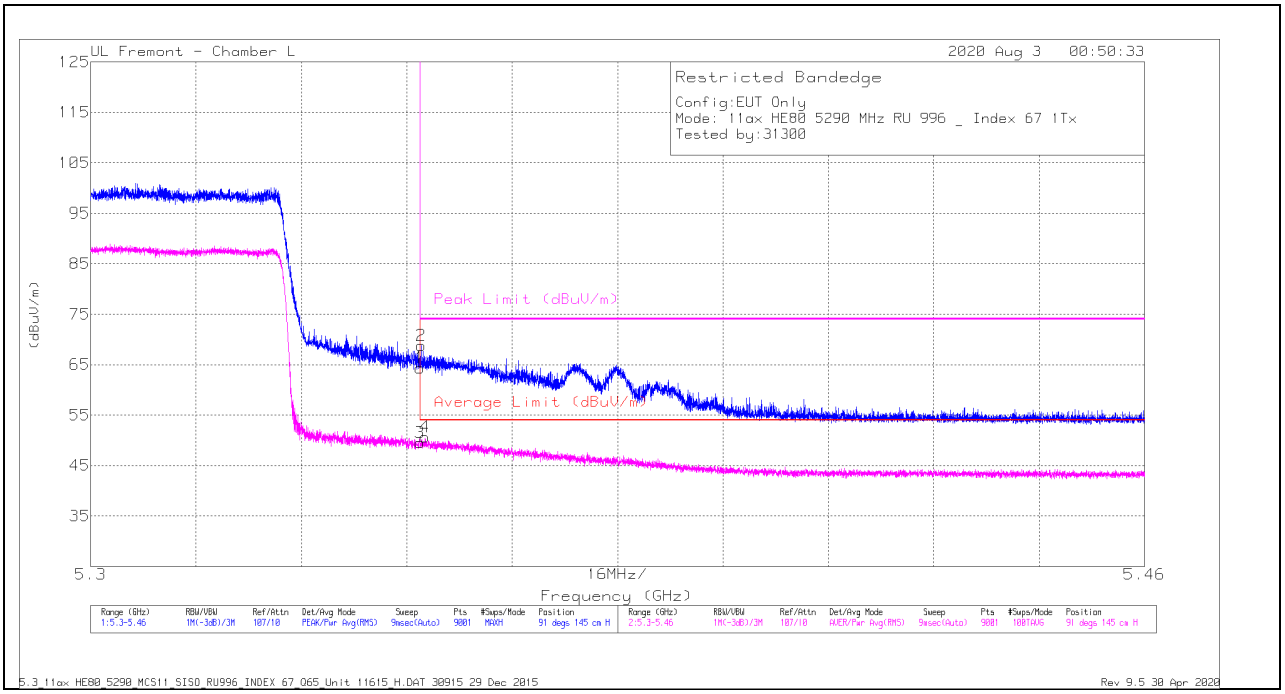

Marker	Frequency (GHz)	Meter Reading (dBuV)	Det	AF 344 (dB/m)	Amp/Cbl/Fltr/Pad (dB)	DC Corr (dB)	Corrected Reading (dBuV/m)	Average Limit (dBuV/m)	Margin (dB)	Peak Limit (dBuV/m)	PK Margin (dB)	Azimuth (Degs)	Height (cm)	Polarity
1	* 5.35001	46.98	Pk	34.5	-17.1	0	64.38	-	-	74	-9.62	91	145	H
2	* 5.35017	51.34	Pk	34.5	-17.1	0	68.74	-	-	74	-5.26	91	145	H
3	* 5.35001	31.97	RMS	34.5	-17.1	0	49.37	54	-4.63	-	-	91	145	H
4	* 5.35079	33.07	RMS	34.5	-17.1	0	50.47	54	-3.53	-	-	91	145	H

* - indicates frequency in CFR47 Pt 15 / IC RSS-Restricted Band
Pk - Peak detector
RMS - RMS detection

UL VERIFICATION SERVICES INC.
47173 Benicia Street, Fremont, CA 94538; USA TEL:(510) 319-4000 FAX:(510) 661-0888
This report shall not be reproduced except in full, without the written approval of UL Verification Services Inc.

VERTICAL RESULT

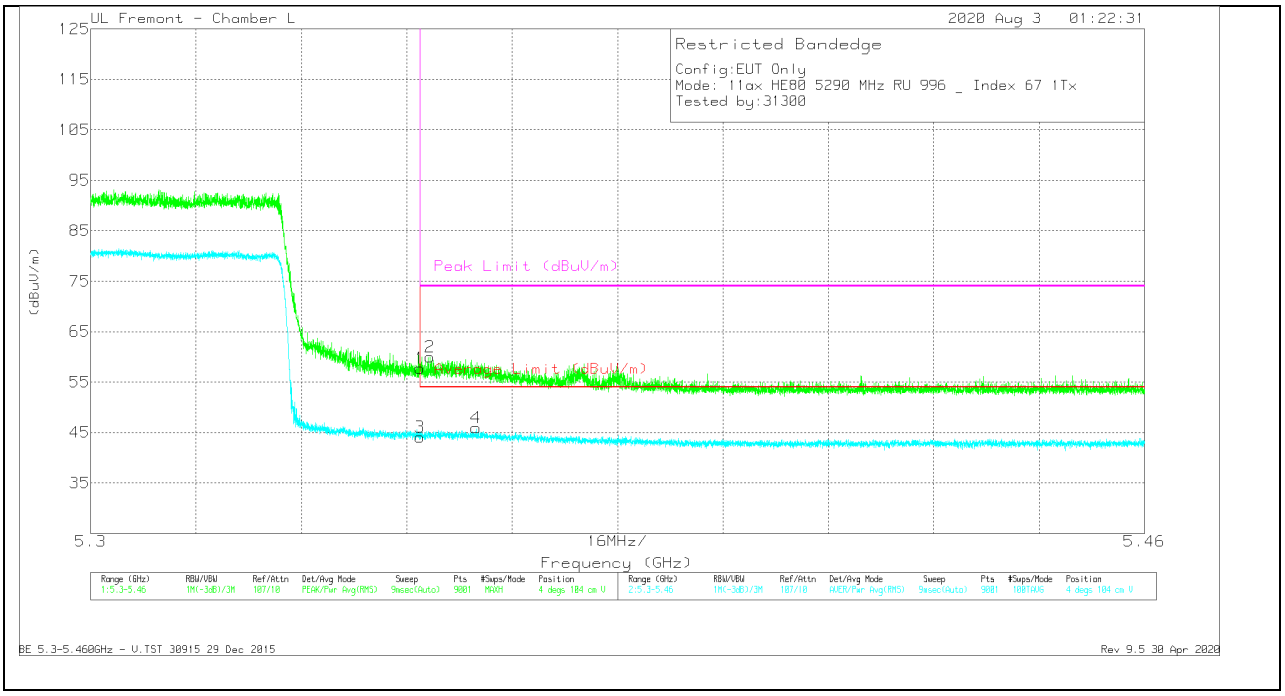

Marker	Frequency (GHz)	Meter Reading (dBuV)	Det	AF 344 (dB/m)	Amp/Cbl/Fltr/Pad (dB)	DC Corr (dB)	Corrected Reading (dBuV/m)	Average Limit (dBuV/m)	Margin (dB)	Peak Limit (dBuV/m)	PK Margin (dB)	Azimuth (Degs)	Height (cm)	Polarity
1	* 5.35001	40.31	Pk	34.5	-17.1	0	57.71	-	-	74	-16.29	4	104	V
2	* 5.35156	42.57	Pk	34.5	-17.1	0	59.97	-	-	74	-14.03	4	104	V
3	* 5.35001	26.47	RMS	34.5	-17.1	0	43.87	54	-10.13	-	-	4	104	V
4	* 5.35851	28.32	RMS	34.5	-17.1	0	45.72	54	-8.28	-	-	4	104	V

* - indicates frequency in CFR47 Pt 15 / IC RSS-Restricted Band
Pk - Peak detector
RMS - RMS detection

UL VERIFICATION SERVICES INC.
47173 Benicia Street, Fremont, CA 94538; USA TEL:(510) 319-4000 FAX:(510) 661-0888
This report shall not be reproduced except in full, without the written approval of UL Verification Services Inc.

1TX Antenna 5 MODE – 26 Tones, RU Index 36

BANDEDGE (MID CHANNEL)

HORIZONTAL RESULT

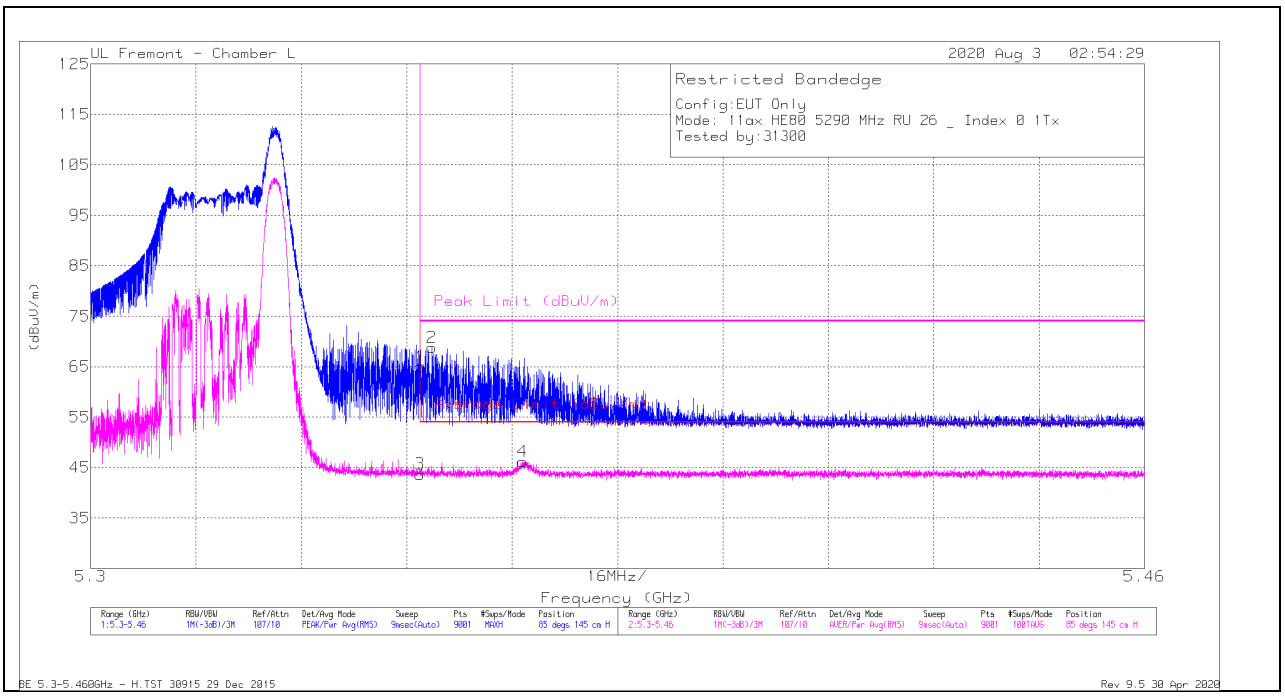

Marker	Frequency (GHz)	Meter Reading (dBuV)	Det	AF 344 (dB/m)	Amp/Cbl/Fltr/Pad (dB)	DC Corr (dB)	Corrected Reading (dBuV/m)	Average Limit (dBuV/m)	Margin (dB)	Peak Limit (dBuV/m)	PK Margin (dB)	Azimuth (Degs)	Height (cm)	Polarity
1	* 5.35001	47.56	Pk	34.5	-17.1	0	64.96	-	-	74	-9.04	85	145	H
2	* 5.35184	51.38	Pk	34.5	-17.1	0	68.78	-	-	74	-5.22	85	145	H
3	* 5.35001	26.08	RMS	34.5	-17.1	0	43.48	54	-10.52	-	-	85	145	H
4	* 5.36562	28.53	RMS	34.5	-17	0	46.03	54	-7.97	-	-	85	145	H

* - indicates frequency in CFR47 Pt 15 / IC RSS-Restricted Band
Pk - Peak detector
RMS - RMS detection

UL VERIFICATION SERVICES INC.
47173 Benicia Street, Fremont, CA 94538; USA TEL:(510) 319-4000 FAX:(510) 661-0888
This report shall not be reproduced except in full, without the written approval of UL Verification Services Inc.

VERTICAL RESULT

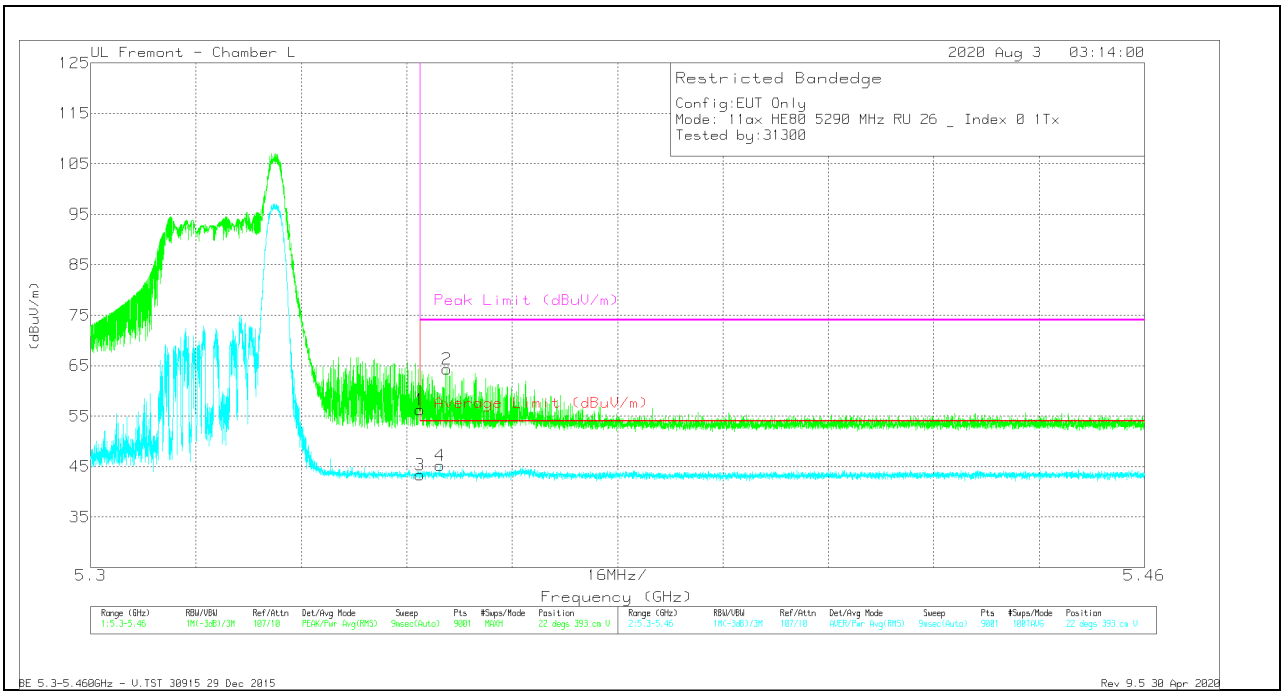

Marker	Frequency (GHz)	Meter Reading (dBuV)	Det	AF 344 (dB/m)	Amp/Cbl/Fltr/Pad (dB)	DC Corr (dB)	Corrected Reading (dBuV/m)	Average Limit (dBuV/m)	Margin (dB)	Peak Limit (dBuV/m)	PK Margin (dB)	Azimuth (Degs)	Height (cm)	Polarity
1	* 5.35001	38.81	Pk	34.5	-17.1	0	56.21	-	-	74	-17.79	22	393	V
2	* 5.35405	46.91	Pk	34.5	-17.1	0	64.31	-	-	74	-9.69	22	393	V
3	* 5.35001	25.75	RMS	34.5	-17.1	0	43.15	54	-10.85	-	-	22	393	V
4	* 5.35305	27.67	RMS	34.5	-17.1	0	45.07	54	-8.93	-	-	22	393	V

* - indicates frequency in CFR47 Pt 15 / IC RSS-Restricted Band
Pk - Peak detector
RMS - RMS detection

UL VERIFICATION SERVICES INC.
47173 Benicia Street, Fremont, CA 94538; USA TEL:(510) 319-4000 FAX:(510) 661-0888
This report shall not be reproduced except in full, without the written approval of UL Verification Services Inc.

1TX Antenna 6 MODE – MCS 11, 996 Tones, RU Index 67

BANDEDGE (MID CHANNEL)

HORIZONTAL RESULT

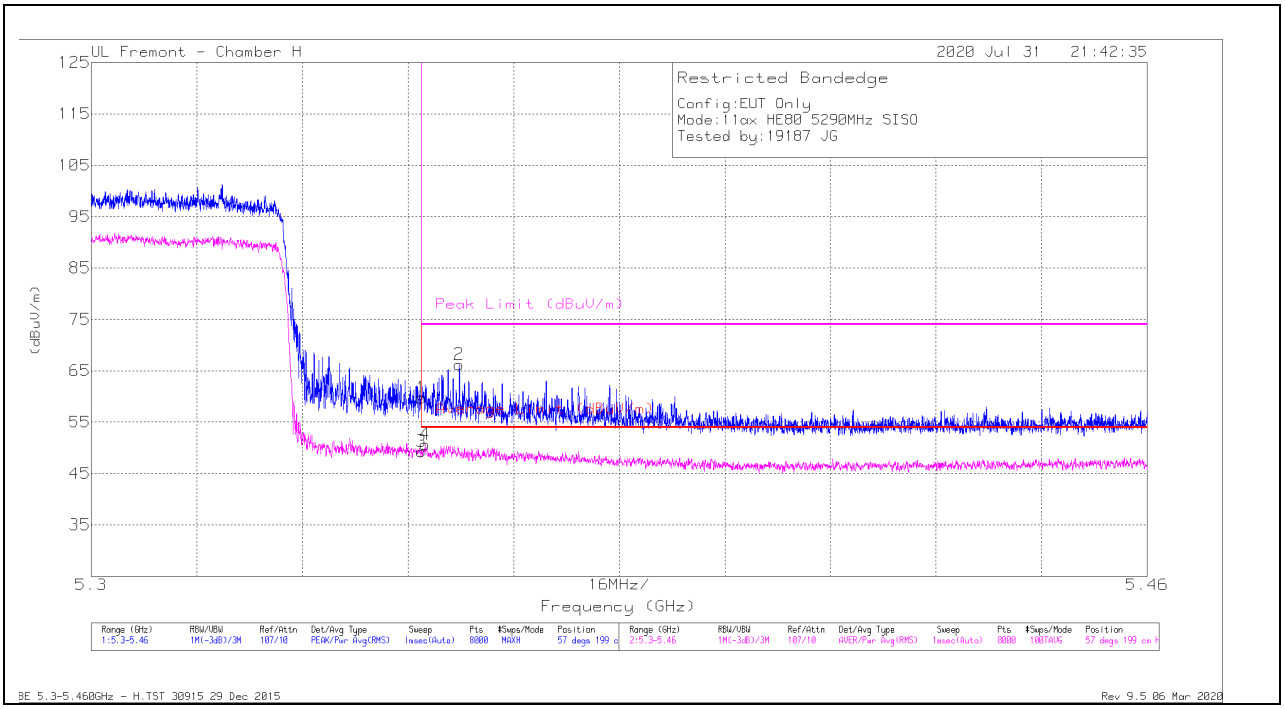

Marker	Frequency (GHz)	Meter Reading (dBuV)	Det	AF T863 (dB/m)	Amp/Cbl/Fltr/Pad (dB)	Corrected Reading (dBuV/m)	Average Limit (dBuV/m)	Margin (dB)	Peak Limit (dBuV/m)	PK Margin (dB)	Azimuth (Degs)	Height (cm)	Polarity
1	* 5.35001	45.78	Pk	34.9	-20.9	59.78	-	-	74	-14.22	57	199	H
2	* 5.35575	52.22	Pk	34.9	-20.9	66.22	-	-	74	-7.78	57	199	H
3	* 5.35001	35.33	RMS	34.9	-20.9	49.33	54	-4.67	-	-	57	199	H
4	* 5.35061	36.66	RMS	34.9	-20.9	50.66	54	-3.34	-	-	57	199	H

* - indicates frequency in CFR47 Pt 15 / IC RSS-Restricted Band
Pk - Peak detector
RMS - RMS detection

UL VERIFICATION SERVICES INC.
47173 Benicia Street, Fremont, CA 94538; USA TEL:(510) 319-4000 FAX:(510) 661-0888
This report shall not be reproduced except in full, without the written approval of UL Verification Services Inc.

VERTICAL RESULT

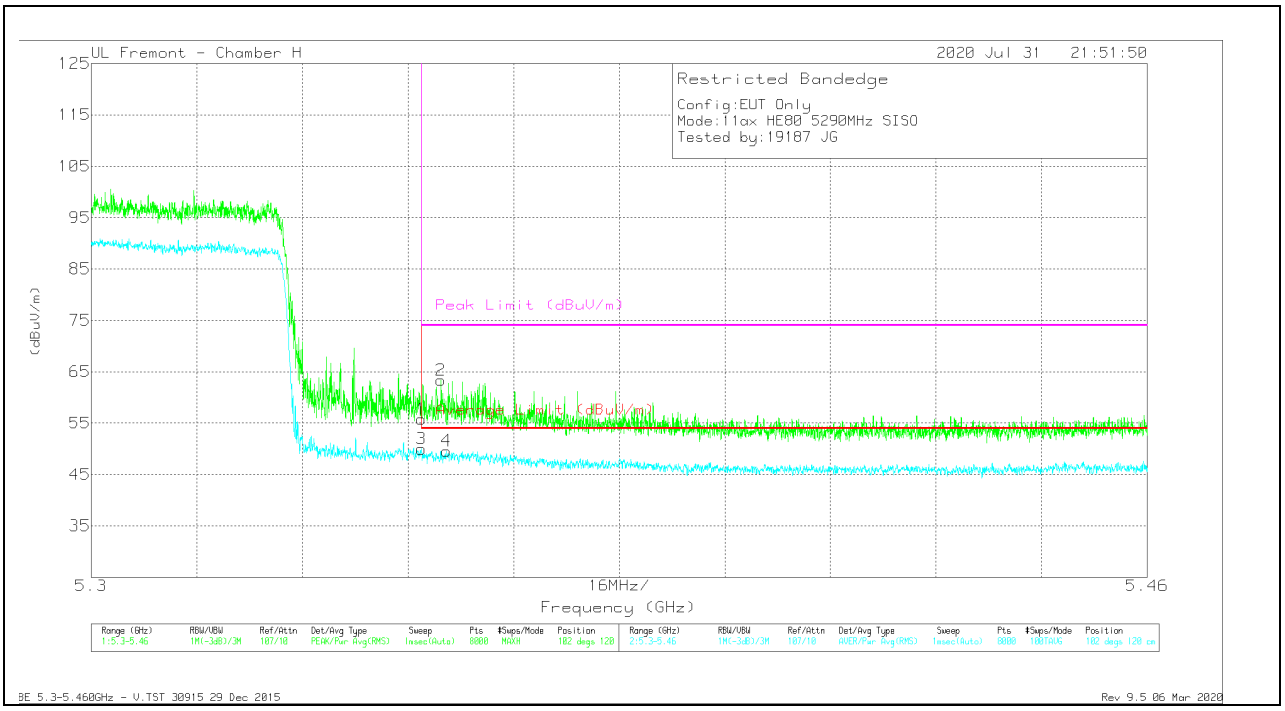

Marker	Frequency (GHz)	Meter Reading (dBuV)	Det	AF T863 (dB/m)	Amp/Cbl/Fltr/Pad (dB)	Corrected Reading (dBuV/m)	Average Limit (dBuV/m)	Margin (dB)	Peak Limit (dBuV/m)	PK Margin (dB)	Azimuth (Degs)	Height (cm)	Polarity
1	* 5.35001	41.76	Pk	34.9	-20.9	55.76	-	-	74	-18.24	102	120	V
2	* 5.35299	49.44	Pk	34.9	-21	63.34	-	-	74	-10.66	102	120	V
3	* 5.35001	36	RMS	34.9	-20.9	50	54	-4	-	-	102	120	V
4	* 5.35385	35.7	RMS	34.9	-21	49.6	54	-4.4	-	-	102	120	V

* - indicates frequency in CFR47 Pt 15 / IC RSS-Restricted Band
Pk - Peak detector
RMS - RMS detection

UL VERIFICATION SERVICES INC.
47173 Benicia Street, Fremont, CA 94538; USA TEL:(510) 319-4000 FAX:(510) 661-0888
This report shall not be reproduced except in full, without the written approval of UL Verification Services Inc.

1TX Antenna 6 MODE – MCS 11, 26 Tones, RU Index 36

BANDEDGE (MID CHANNEL)

HORIZONTAL RESULT

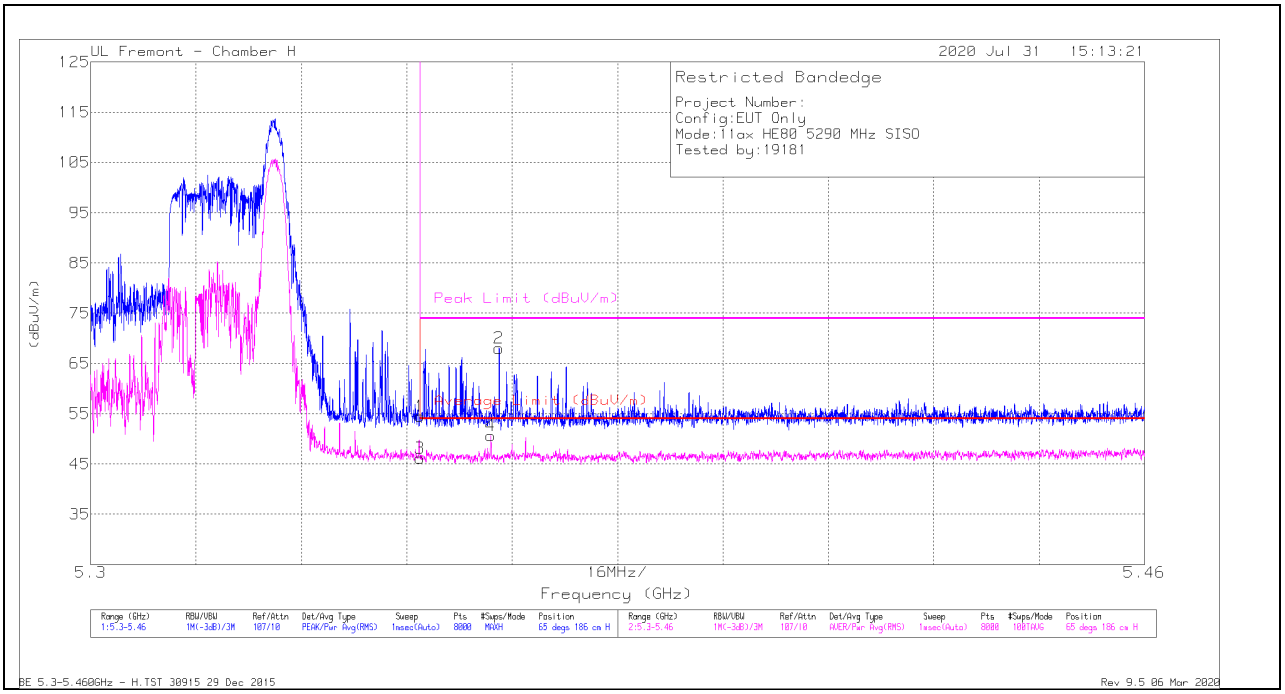

Marker	Frequency (GHz)	Meter Reading (dBuV)	Det	AF T863 (dB/m)	Amp/Cbl/Fltr/Pad (dB)	Corrected Reading (dBuV/m)	Average Limit (dBuV/m)	Margin (dB)	Peak Limit (dBuV/m)	PK Margin (dB)	Azimuth (Degs)	Height (cm)	Polarity
1	* 5.35001	40.45	Pk	34.9	-20.9	54.45	-	-	74	-19.55	65	186	H
2	* 5.36201	54.12	Pk	34.9	-21	68.02	-	-	74	-5.98	65	186	H
3	* 5.35001	32.16	RMS	34.9	-20.9	46.16	54	-7.84	-	-	65	186	H
4	* 5.36075	36.79	RMS	34.9	-21	50.69	54	-3.31	-	-	65	186	H

* - indicates frequency in CFR47 Pt 15 / IC RSS-Restricted Band
Pk - Peak detector
RMS - RMS detection

UL VERIFICATION SERVICES INC.
47173 Benicia Street, Fremont, CA 94538; USA TEL:(510) 319-4000 FAX:(510) 661-0888
This report shall not be reproduced except in full, without the written approval of UL Verification Services Inc.

VERTICAL RESULT

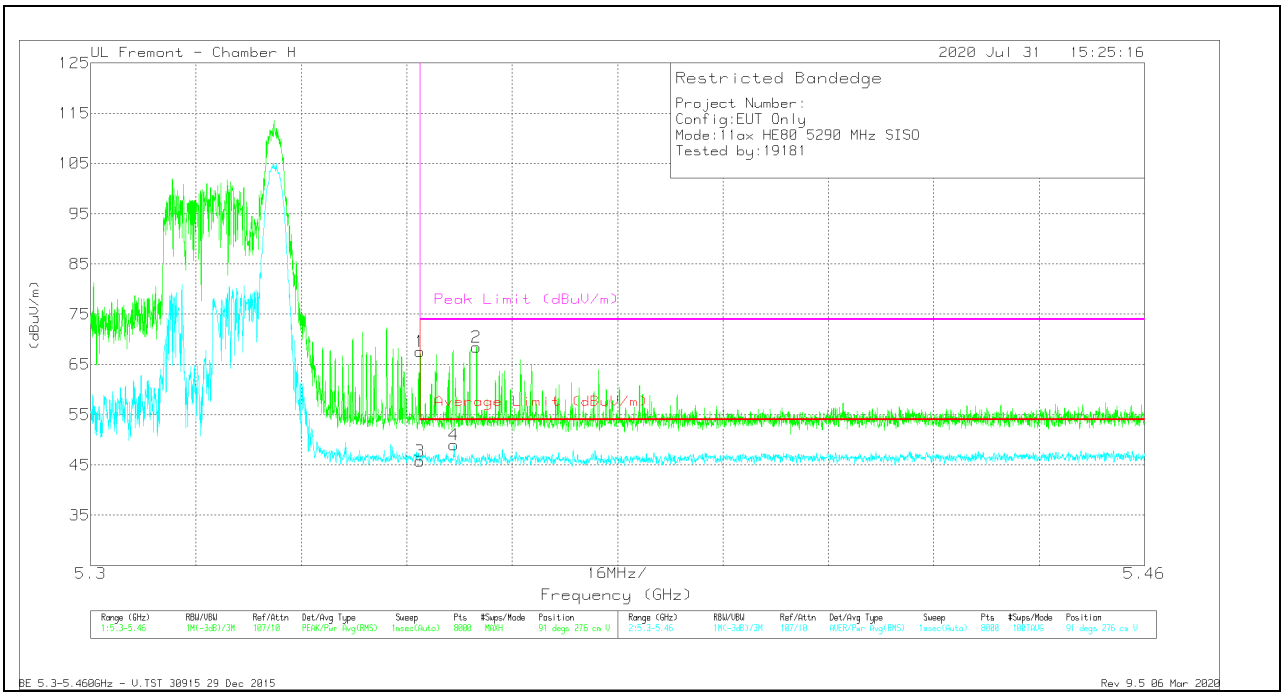

Marker	Frequency (GHz)	Meter Reading (dBuV)	Det	AF T863 (dB/m)	Amp/Cbl/Fltr/Pad (dB)	Corrected Reading (dBuV/m)	Average Limit (dBuV/m)	Margin (dB)	Peak Limit (dBuV/m)	PK Margin (dB)	Azimuth (Degs)	Height (cm)	Polarity
1	* 5.35001	53.6	Pk	34.9	-20.9	67.6	-	-	74	-6.4	91	276	V
2	* 5.35859	54.47	Pk	34.9	-20.9	68.47	-	-	74	-5.53	91	276	V
3	* 5.35001	31.73	RMS	34.9	-20.9	45.73	54	-8.27	-	-	91	276	V
4	* 5.35517	34.99	RMS	34.9	-20.9	48.99	54	-5.01	-	-	91	276	V

* - indicates frequency in CFR47 Pt 15 / IC RSS-Restricted Band
Pk - Peak detector
RMS - RMS detection

UL VERIFICATION SERVICES INC.
47173 Benicia Street, Fremont, CA 94538; USA TEL:(510) 319-4000 FAX:(510) 661-0888
This report shall not be reproduced except in full, without the written approval of UL Verification Services Inc.

2TX Antenna 5 + Antenna 6 OFDMA MODE – MCS 11, 996 Tones, RU Index 67

BANDEDGE (MID CHANNEL)

HORIZONTAL RESULT

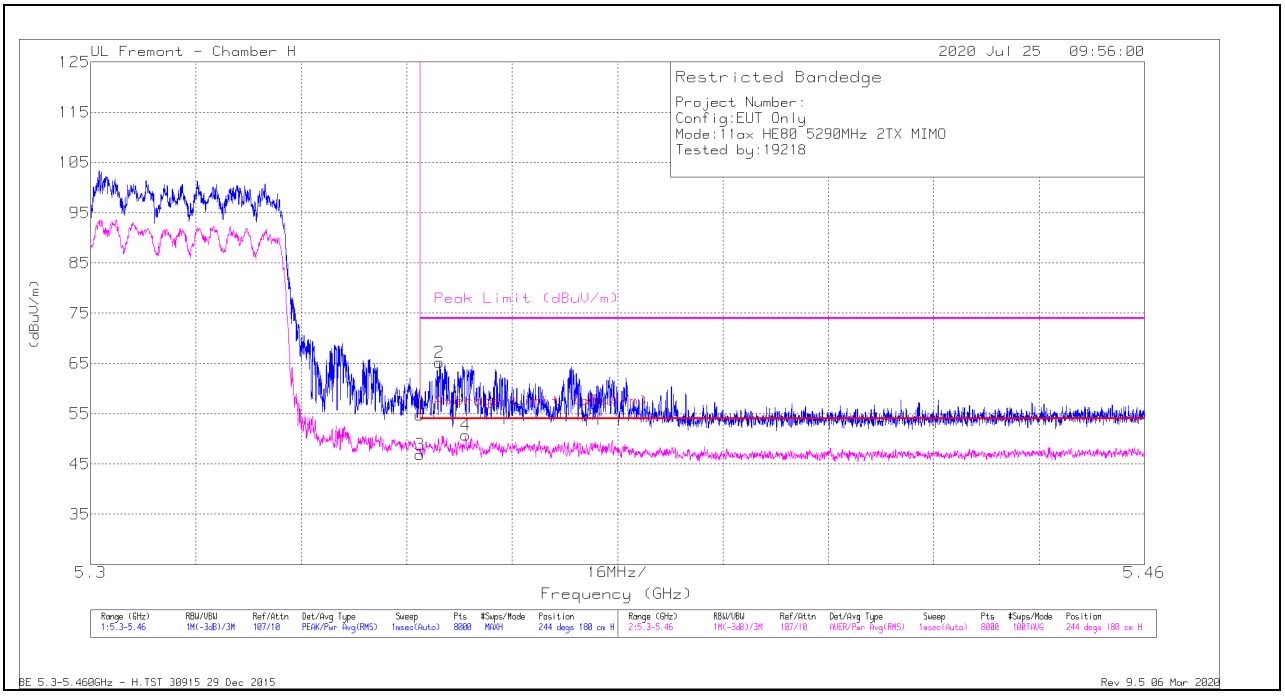

Marker	Frequency (GHz)	Meter Reading (dBuV)	Det	AF T863 (dB/m)	Amp/Cbl/Fltr/Pad (dB)	DC Corr (dB)	Corrected Reading (dBuV/m)	Average Limit (dBuV/m)	Margin (dB)	Peak Limit (dBuV/m)	PK Margin (dB)	Azimuth (Degs)	Height (cm)	Polarity
1	* 5.35001	40.73	Pk	34.9	-20.9	0	54.73	-	-	74	-19.27	244	180	H
2	* 5.35299	51.27	Pk	34.9	-21	0	65.17	-	-	74	-8.83	244	180	H
3	* 5.35001	32.42	RMS	34.9	-20.9	0	46.42	54	-7.58	-	-	244	180	H
4	* 5.35693	36.29	RMS	34.9	-20.9	0	50.29	54	-3.71	-	-	244	180	H

* - indicates frequency in CFR47 Pt 15 / IC RSS-Restricted Band
Pk - Peak detector
RMS - RMS detection

UL VERIFICATION SERVICES INC.
47173 Benicia Street, Fremont, CA 94538; USA TEL:(510) 319-4000 FAX:(510) 661-0888
This report shall not be reproduced except in full, without the written approval of UL Verification Services Inc.

VERTICAL RESULT

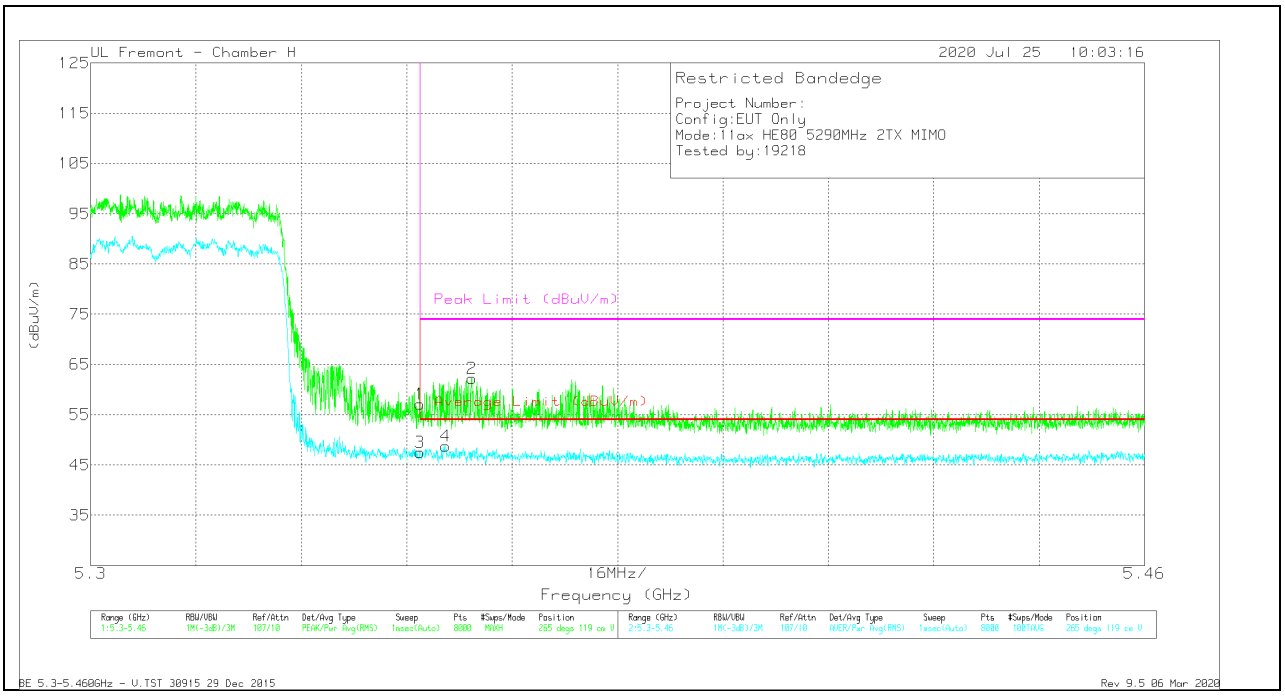

Marker	Frequency (GHz)	Meter Reading (dBuV)	Det	AF T863 (dB/m)	Amp/Cbl/Fltr/Pad (dB)	DC Corr (dB)	Corrected Reading (dBuV/m)	Average Limit (dBuV/m)	Margin (dB)	Peak Limit (dBuV/m)	PK Margin (dB)	Azimuth (Degs)	Height (cm)	Polarity
1	* 5.35001	43.11	Pk	34.9	-20.9	0	57.11	-	-	74	-16.89	265	119	V
2	* 5.35787	48.22	Pk	34.9	-20.9	0	62.22	-	-	74	-11.78	265	119	V
3	* 5.35001	33.1	RMS	34.9	-20.9	0	47.1	54	-6.9	-	-	265	119	V
4	* 5.35389	34.37	RMS	34.9	-21	0	48.27	54	-5.73	-	-	265	119	V

* - indicates frequency in CFR47 Pt 15 / IC RSS-Restricted Band
Pk - Peak detector
RMS - RMS detection

UL VERIFICATION SERVICES INC.
47173 Benicia Street, Fremont, CA 94538; USA TEL:(510) 319-4000 FAX:(510) 661-0888
This report shall not be reproduced except in full, without the written approval of UL Verification Services Inc.

HARMONICS AND SPURIOUS EMISSIONS

996 Tnes, RU Index 67 RESULTS

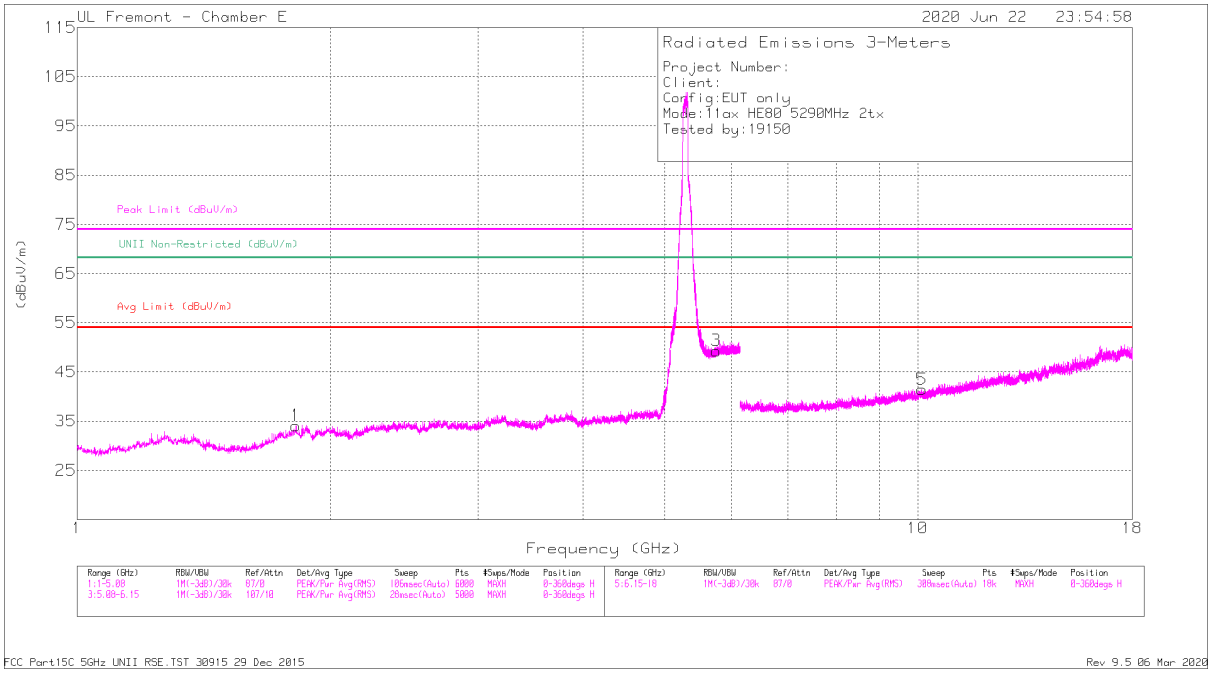

HORIZONTAL

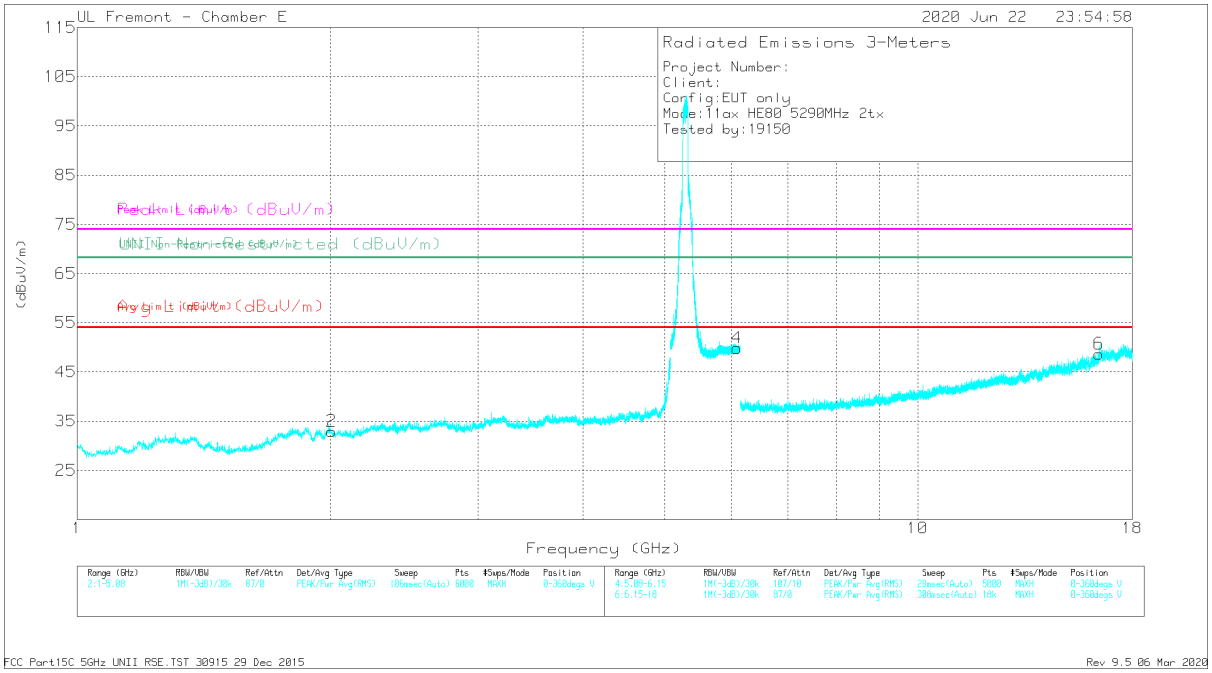

VERTICAL

UL VERIFICATION SERVICES INC.
47173 Benicia Street, Fremont, CA 94538; USA TEL:(510) 319-4000 FAX:(510) 661-0888
This report shall not be reproduced except in full, without the written approval of UL Verification Services Inc.

RADIATED EMISSIONS

Markers	Frequency (GHz)	Meter Reading (dBuV)	Det	AF T712 (dB/m)	Amp/Cbl/Fltr/Pad (dB)	Corrected Reading (dBuV/m)	UNII Non-Restricted (dBuV/m)	PK Margin (dB)	Azimuth (Degs)	Height (cm)	Polarity
1	1.81943	45.25	PK-U	30.8	-35	41.05	68.2	-27.15	0	101	H
2	2.00813	44.87	PK-U	31.8	-35.9	40.77	68.2	-27.43	0	101	V
3	5.75776	43.71	PK-U	34.9	-21	57.61	68.2	-10.59	0	101	H
4	6.09151	42.54	PK-U	35.4	-20.6	57.34	68.2	-10.86	0	101	V
5	10.11845	37.42	PK-U	37	-26.2	48.22	68.2	-19.98	0	101	H
6	16.42174	34.59	PK-U	41.2	-20.1	55.69	68.2	-12.51	0	101	V

PK-U - U-NII: Maximum Peak
ADR - U-NII AD primary method, RMS average

UL VERIFICATION SERVICES INC.
47173 Benicia Street, Fremont, CA 94538; USA TEL:(510) 319-4000 FAX:(510) 661-0888
This report shall not be reproduced except in full, without the written approval of UL Verification Services Inc.

2TX Antenna 5 + Antenna 6 OFDMA MODE – MCS 11, 26 Tones, RU Index 36

BANDEDGE (MID CHANNEL)

HORIZONTAL RESULT

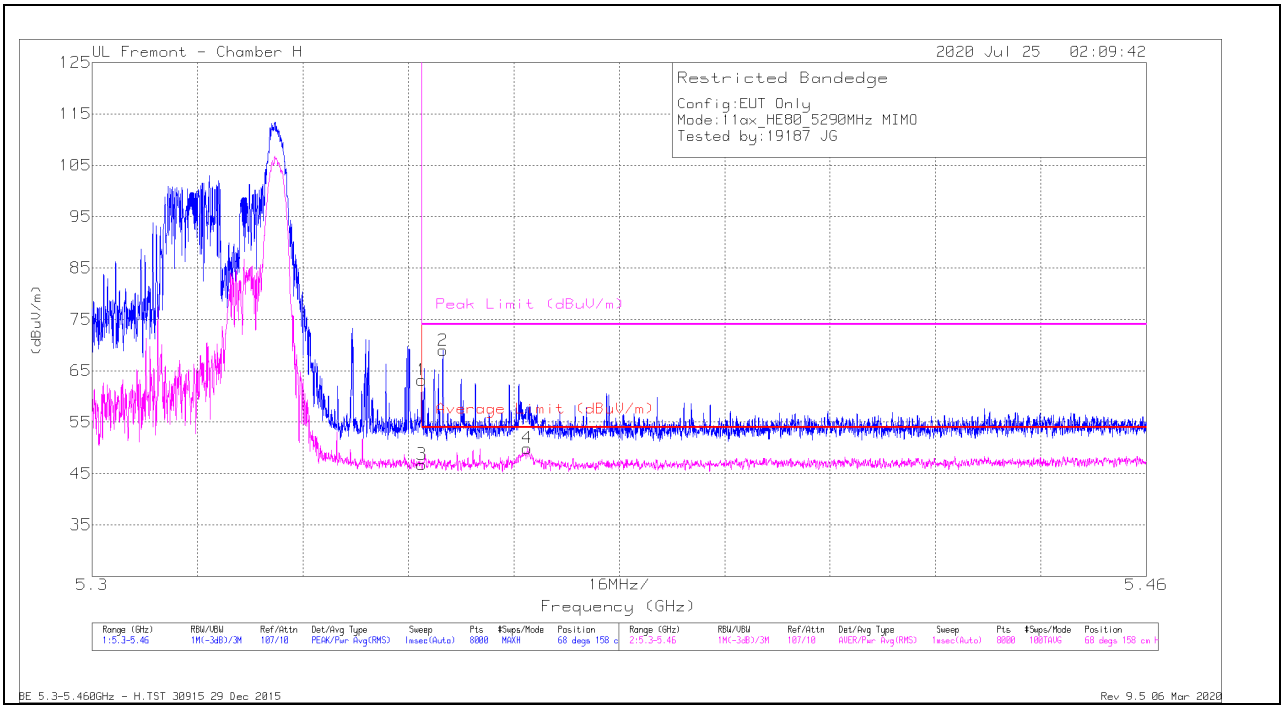

Marker	Frequency (GHz)	Meter Reading (dBuV)	Det	AF T863 (dB/m)	Amp/Cbl/Fltr/Pad (dB)	DC Corr (dB)	Corrected Reading (dBuV/m)	Average Limit (dBuV/m)	Margin (dB)	Peak Limit (dBuV/m)	PK Margin (dB)	Azimuth (Degs)	Height (cm)	Polarity
1	* 5.35001	49.2	Pk	34.9	-20.9	0	63.2	-	-	74	-10.8	68	158	H
2	* 5.35323	55.09	Pk	34.9	-21	0	68.99	-	-	74	-5.01	68	158	H
3	* 5.35001	32.31	RMS	34.9	-20.9	0	46.31	54	-7.69	-	-	68	158	H
4	* 5.36603	35.4	RMS	35	-20.9	0	49.5	54	-4.5	-	-	68	158	H

* - indicates frequency in CFR47 Pt 15 / IC RSS-Restricted Band
Pk - Peak detector
RMS - RMS detection

UL VERIFICATION SERVICES INC.
47173 Benicia Street, Fremont, CA 94538; USA TEL:(510) 319-4000 FAX:(510) 661-0888
This report shall not be reproduced except in full, without the written approval of UL Verification Services Inc.

VERTICAL RESULT

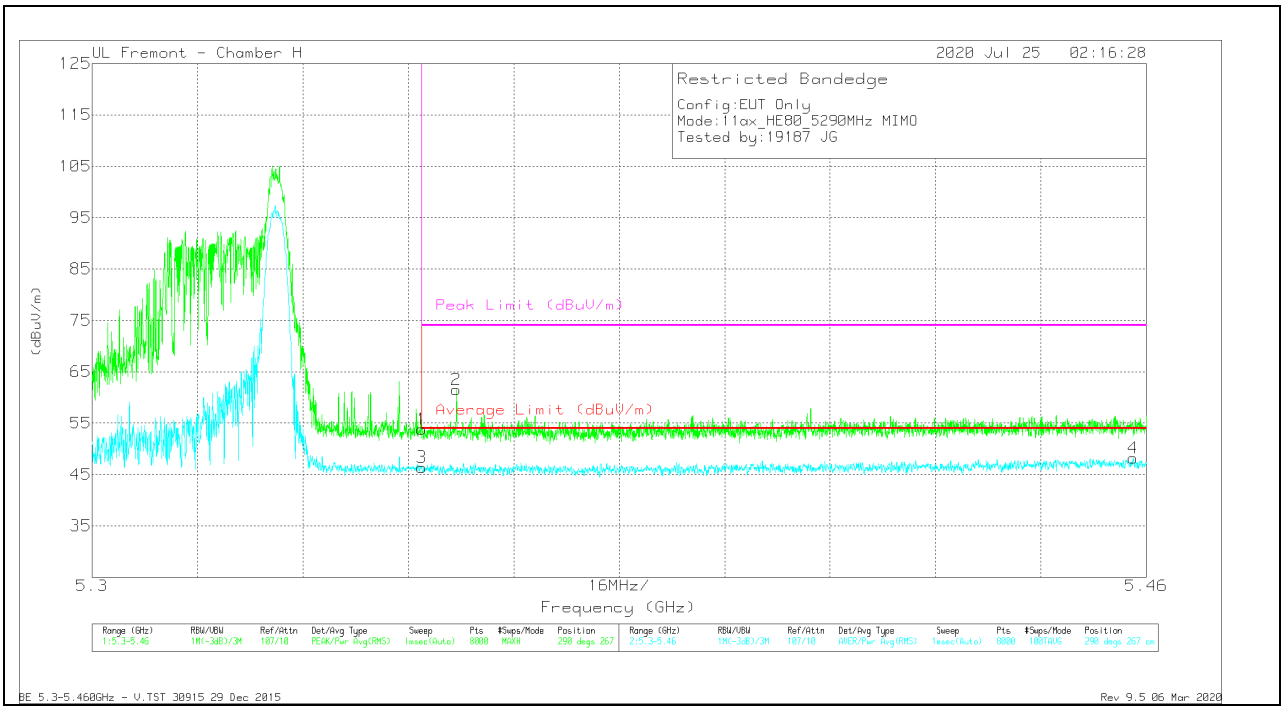

Marker	Frequency (GHz)	Meter Reading (dBuV)	Det	AF T863 (dB/m)	Amp/Cbl/Fltr/Pad (dB)	DC Corr (dB)	Corrected Reading (dBuV/m)	Average Limit (dBuV/m)	Margin (dB)	Peak Limit (dBuV/m)	PK Margin (dB)	Azimuth (Degs)	Height (cm)	Polarity
1	* 5.35001	39.82	Pk	34.9	-20.9	0	53.82	-	-	74	-20.18	290	267	V
2	* 5.35527	47.52	Pk	34.9	-20.9	0	61.52	-	-	74	-12.48	290	267	V
3	* 5.35001	31.92	RMS	34.9	-20.9	0	45.92	54	-8.08	-	-	290	267	V
4	* 5.45802	33.32	RMS	35.3	-20.9	0	47.72	54	-6.28	-	-	290	267	V

* - indicates frequency in CFR47 Pt 15 / IC RSS-Restricted Band
Pk - Peak detector
RMS - RMS detection

UL VERIFICATION SERVICES INC.
47173 Benicia Street, Fremont, CA 94538; USA TEL:(510) 319-4000 FAX:(510) 661-0888
This report shall not be reproduced except in full, without the written approval of UL Verification Services Inc.

HARMONICS AND SPURIOUS EMISSIONS

26 Tones, RU Index 36 RESULTS

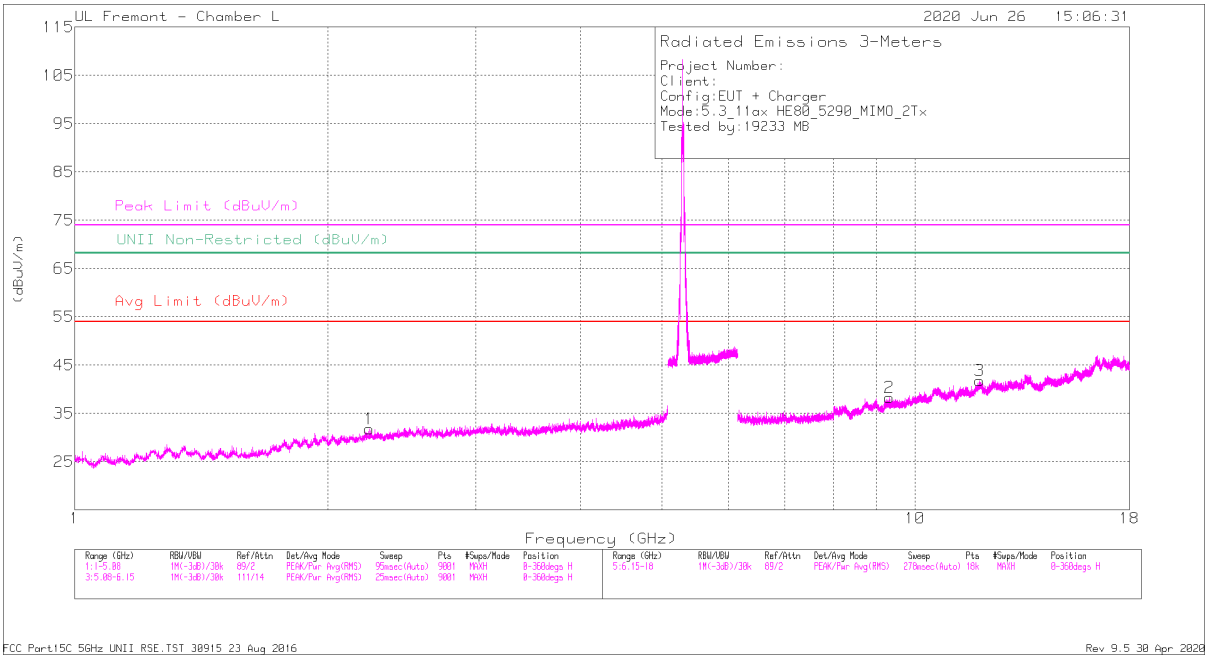

HORIZONTAL

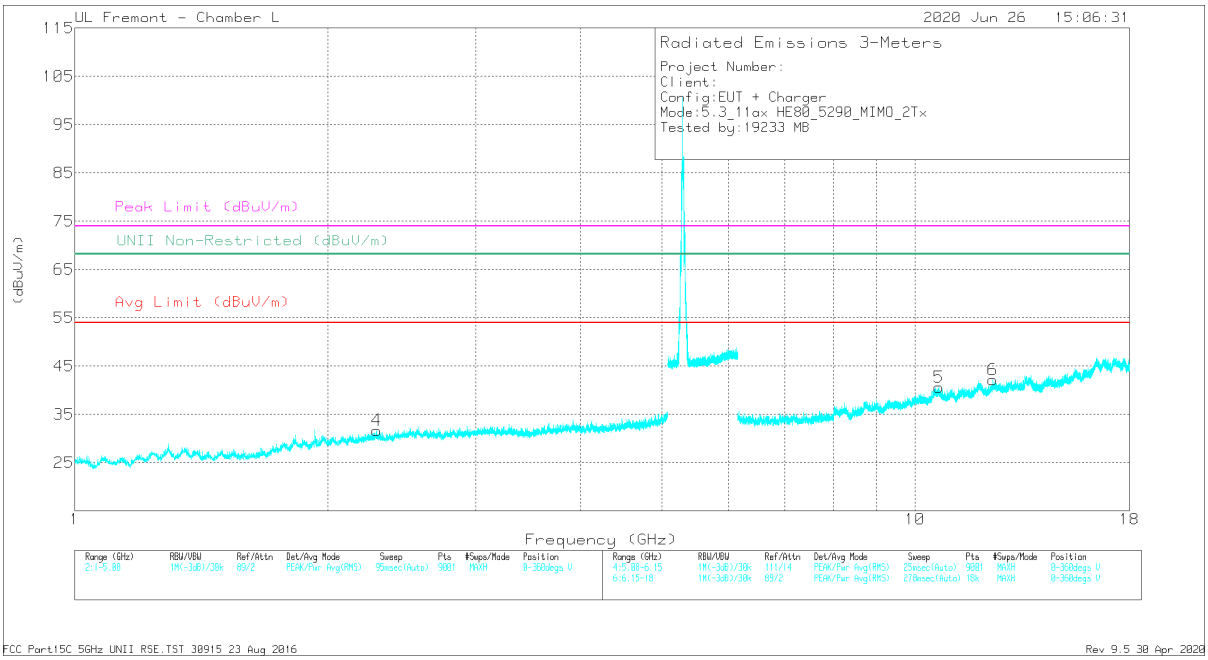

VERTICAL

UL VERIFICATION SERVICES INC.
47173 Benicia Street, Fremont, CA 94538; USA TEL:(510) 319-4000 FAX:(510) 661-0888
This report shall not be reproduced except in full, without the written approval of UL Verification Services Inc.

RADIATED EMISSIONS

Marker	Frequency (GHz)	Meter Reading (dBuV)	Det	AF 344 (dB/m)	Amp/Cbl/Fltr/Pad (dB)	Corrected Reading (dBuV/m)	Avg Limit (dBuV/m)	Margin (dB)	Peak Limit (dBuV/m)	PK Margin (dB)	UNII Non-Restricted (dBuV/m)	PK Margin (dB)	Azimuth (Degs)	Height (cm)	Polarity
1	* 2.23747	39.77	PK-U	31.7	-31.2	40.27	-	-	74	-33.73	-	-	354	215	H
	* 2.2401	28.79	ADR	31.7	-31.2	29.29	54	-24.71	-	-	-	-	354	215	H
4	* 2.28934	39	PK-U	31.8	-31	39.8	-	-	74	-34.2	-	-	40	392	V
	* 2.29033	28.83	ADR	31.8	-31	29.63	54	-24.37	-	-	-	-	40	392	V
2	* 9.32646	31.39	PK-U	36.5	-20.9	46.99	-	-	74	-27.01	-	-	52	368	H
	* 9.33019	21.41	ADR	36.5	-21	36.91	54	-17.09	-	-	-	-	52	368	H
3	* 11.93797	30.71	PK-U	38.7	-19.5	49.91	-	-	74	-24.09	-	-	129	383	H
	* 11.93747	20.54	ADR	38.7	-19.5	39.74	54	-14.26	-	-	-	-	129	383	H
5	* 10.68054	30.22	PK-U	37.9	-19.5	48.62	-	-	74	-25.38	-	-	159	331	V
	* 10.67939	20.19	ADR	38	-19.5	38.69	54	-15.31	-	-	-	-	159	331	V
6	* 12.36911	31.27	PK-U	39	-19.7	50.57	-	-	74	-23.43	-	-	174	394	V
	* 12.37159	20.29	ADR	39	-19.7	39.59	54	-14.41	-	-	-	-	174	394	V

* - indicates frequency in CFR47 Pt 15 / IC RSS-Restricted Band
PK-U - U-NII: Maximum Peak
ADR - U-NII AD primary method, RMS average

UL VERIFICATION SERVICES INC.
47173 Benicia Street, Fremont, CA 94538; USA TEL:(510) 319-4000 FAX:(510) 661-0888
This report shall not be reproduced except in full, without the written approval of UL Verification Services Inc.

1.1.13. TX ABOVE 1 GHz 802.11n HT20 MODE IN THE 5.6 GHz BAND

1TX Antenna 5 MODE, MCS 7

BANDEDGE (LOW CHANNEL)

HORIZONTAL RESULT

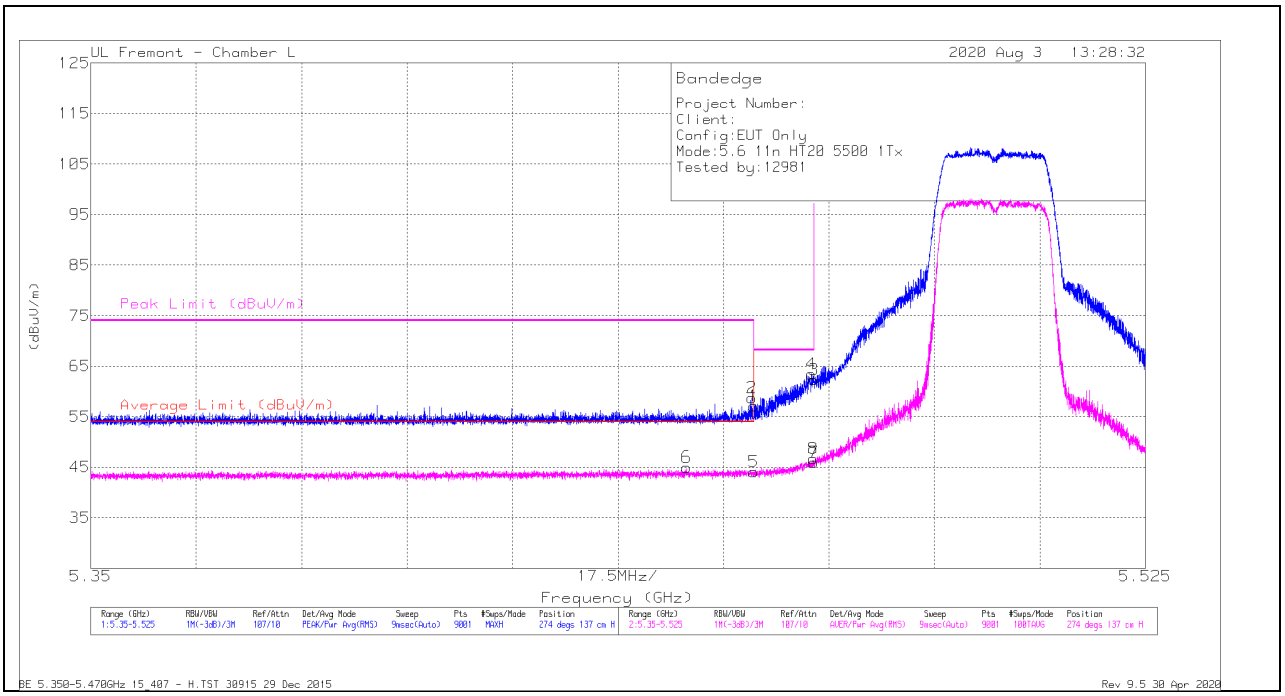

Marker	Frequency (GHz)	Meter Reading (dBuV)	Det	AF 344 (dB/m)	Amp/Cbl/Fltr/Pad (dB)	DC Corr (dB)	Corrected Reading (dBuV/m)	Average Limit (dBuV/m)	Margin (dB)	Peak Limit (dBuV/m)	PK Margin (dB)	Azimuth (Degs)	Height (cm)	Polarity
1	* 5.45999	39.41	Pk	34.6	-16.9	0	57.11	-	-	74	-16.89	274	137	H
2	* 5.4597	41	Pk	34.6	-16.9	0	58.7	-	-	74	-15.3	274	137	H
3	5.46999	44.62	Pk	34.6	-16.9	0	62.32	-	-	68.2	-5.88	274	137	H
4	5.46954	45.8	Pk	34.6	-16.9	0	63.5	-	-	68.2	-4.7	274	137	H
5	* 5.45999	26.04	RMS	34.6	-16.9	0.36	44.1	54	-9.9	-	-	274	137	H
6	* 5.44883	26.96	RMS	34.6	-16.9	0.36	45.02	54	-8.98	-	-	274	137	H
7	5.46999	27.93	RMS	34.6	-16.9	0.36	45.99	-	-	-	-	274	137	H
8	5.46993	28.59	RMS	34.6	-16.9	0.36	46.65	-	-	-	-	274	137	H

* - indicates frequency in CFR47 Pt 15 / IC RSS-Restricted Band
Pk - Peak detector
RMS - RMS detection

UL VERIFICATION SERVICES INC.
47173 Benicia Street, Fremont, CA 94538; USA TEL:(510) 319-4000 FAX:(510) 661-0888
This report shall not be reproduced except in full, without the written approval of UL Verification Services Inc.

VERTICAL RESULT

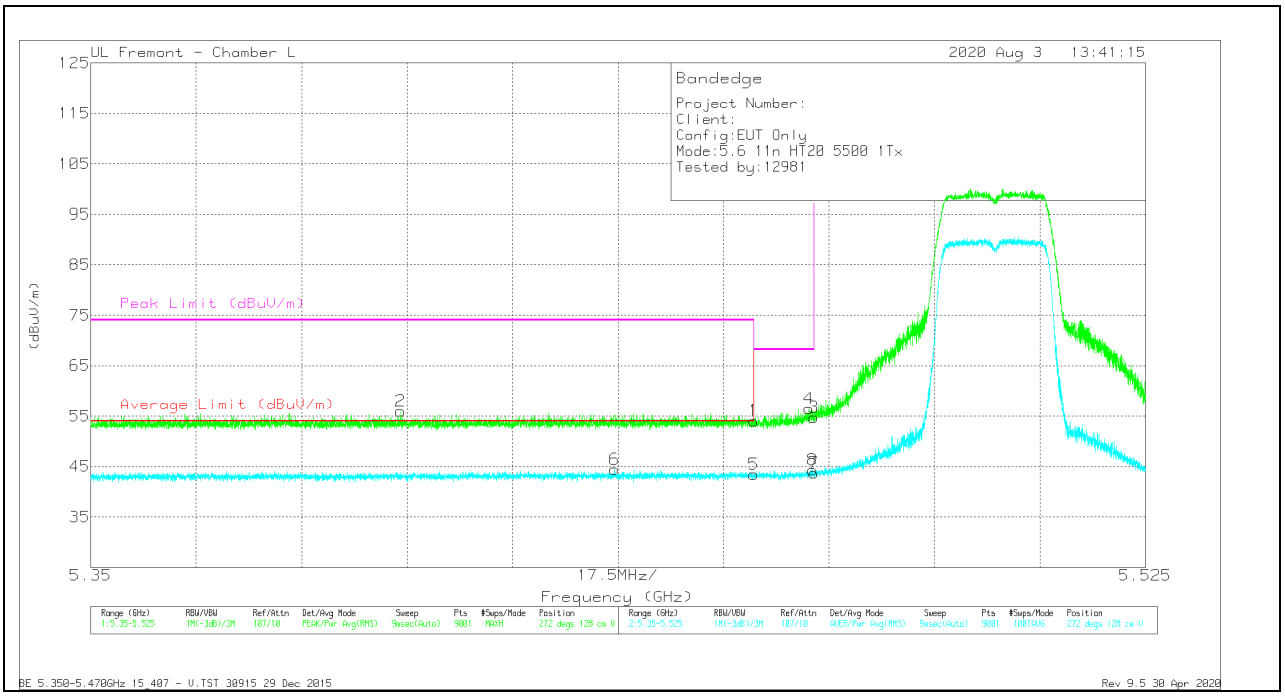

Marker	Frequency (GHz)	Meter Reading (dBuV)	Det	AF 344 (dB/m)	Amp/Cbl/Fltr/Pad (dB)	DC Corr (dB)	Corrected Reading (dBuV/m)	Average Limit (dBuV/m)	Margin (dB)	Peak Limit (dBuV/m)	PK Margin (dB)	Azimuth (Degs)	Height (cm)	Polarity
1	* 5.45999	36.38	Pk	34.6	-16.9	0	54.08	-	-	74	-19.92	272	128	V
2	* 5.40141	38.39	Pk	34.5	-16.9	0	55.99	-	-	74	-18.01	272	128	V
3	5.46999	37.07	Pk	34.6	-16.9	0	54.77	-	-	68.2	-13.43	272	128	V
4	5.46913	38.78	Pk	34.6	-16.9	0	56.48	-	-	68.2	-11.72	272	128	V
5	* 5.45999	25.37	RMS	34.6	-16.9	0.36	43.43	54	-10.57	-	-	272	128	V
6	* 5.43693	26.46	RMS	34.6	-16.9	0.36	44.52	54	-9.48	-	-	272	128	V
7	5.46999	25.61	RMS	34.6	-16.9	0.36	43.67	-	-	-	-	272	128	V
8	5.46974	26.3	RMS	34.6	-16.9	0.36	44.36	-	-	-	-	272	128	V

* - indicates frequency in CFR47 Pt 15 / IC RSS-Restricted Band
Pk - Peak detector
RMS - RMS detection

UL VERIFICATION SERVICES INC.
47173 Benicia Street, Fremont, CA 94538; USA TEL:(510) 319-4000 FAX:(510) 661-0888
This report shall not be reproduced except in full, without the written approval of UL Verification Services Inc.

BANDEDGE (HIGH CHANNEL)

HORIZONTAL RESULT

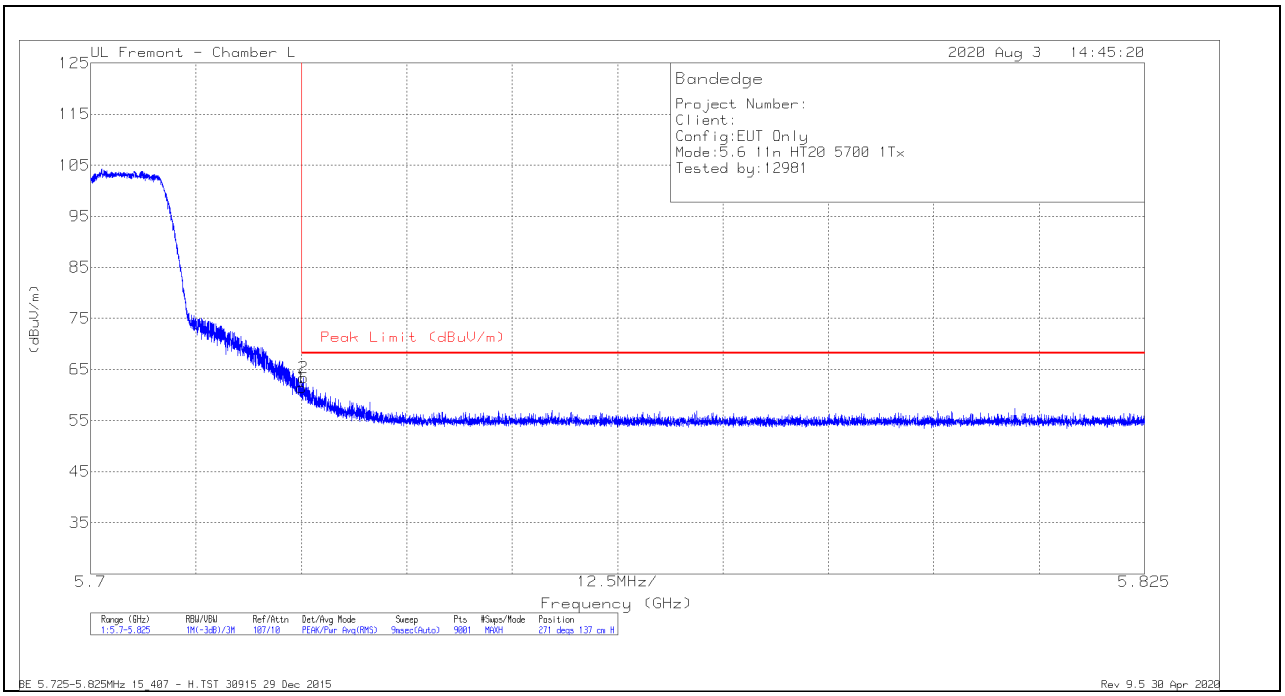

Marker	Frequency (GHz)	Meter Reading (dBuV)	Det	AF 344 (dB/m)	Amp/Cbl/Fltr/Pad (dB)	Corrected Reading (dBuV/m)	Peak Limit (dBuV/m)	PK Margin (dB)	Azimuth (Degs)	Height (cm)	Polarity
1	5.725	43.31	Pk	34.7	-16.6	61.41	68.2	-6.79	271	137	H
2	5.72526	45.26	Pk	34.7	-16.6	63.36	68.2	-4.84	271	137	H

Pk - Peak detector

UL VERIFICATION SERVICES INC.
47173 Benicia Street, Fremont, CA 94538; USA TEL:(510) 319-4000 FAX:(510) 661-0888
This report shall not be reproduced except in full, without the written approval of UL Verification Services Inc.

VERTICAL RESULT

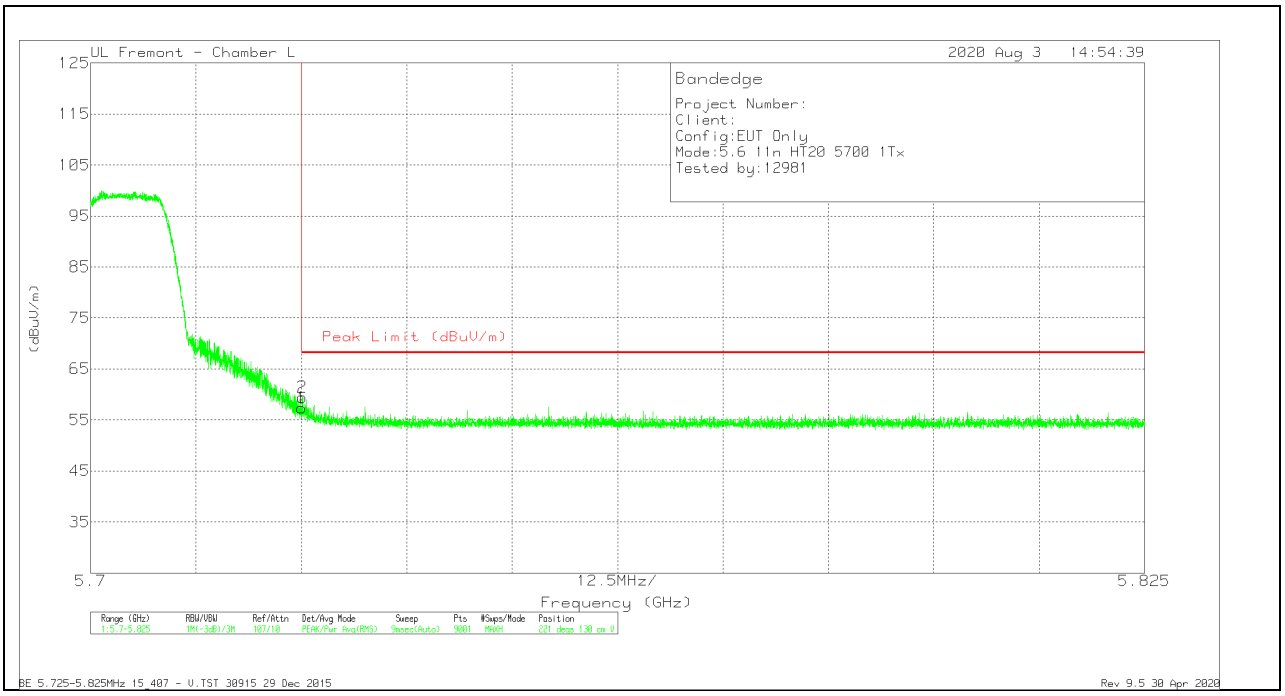

Marker	Frequency (GHz)	Meter Reading (dBuV)	Det	AF 344 (dB/m)	Amp/Cbl/Fltr/Pad (dB)	Corrected Reading (dBuV/m)	Peak Limit (dBuV/m)	PK Margin (dB)	Azimuth (Degs)	Height (cm)	Polarity
1	5.725	39.29	Pk	34.7	-16.6	57.39	68.2	-10.81	221	130	V
2	5.72513	41.35	Pk	34.7	-16.6	59.45	68.2	-8.75	221	130	V

UL VERIFICATION SERVICES INC.
47173 Benicia Street, Fremont, CA 94538; USA TEL:(510) 319-4000 FAX:(510) 661-0888
This report shall not be reproduced except in full, without the written approval of UL Verification Services Inc.

1TX Antenna 6 MODE, MCS 7

BANDEDGE (LOW CHANNEL)

HORIZONTAL RESULT

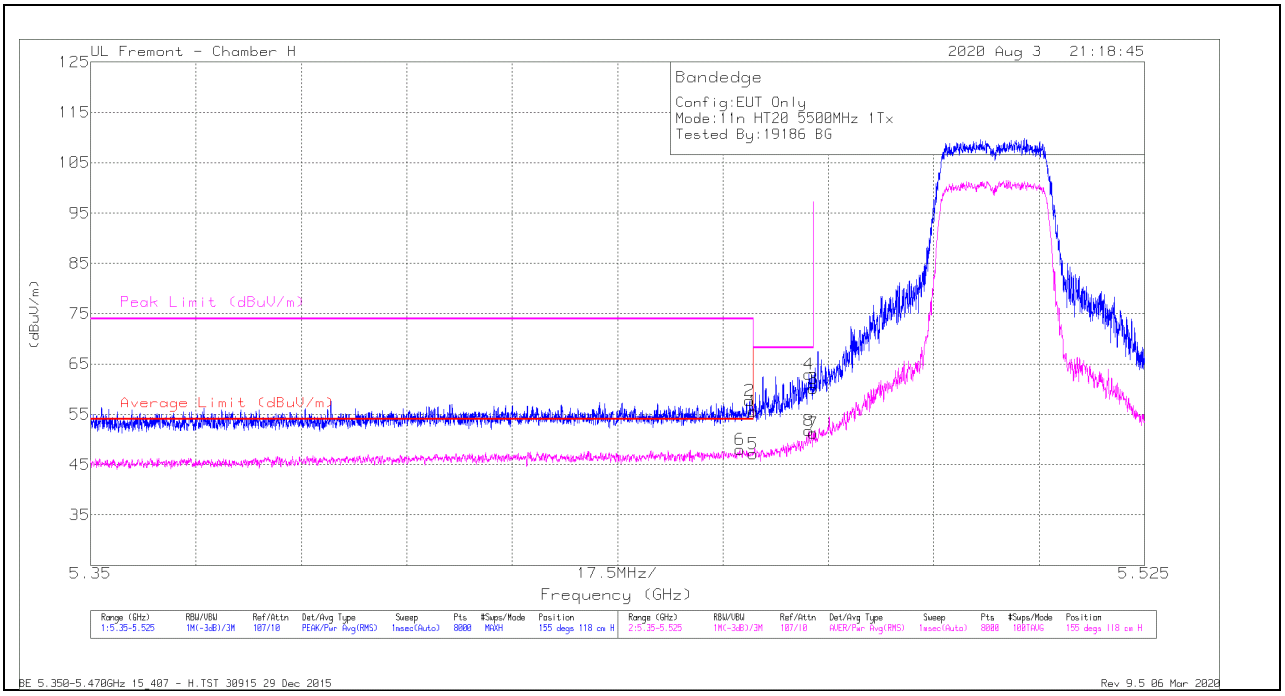

Marker	Frequency (GHz)	Meter Reading (dBuV)	Det	AF T863 (dB/m)	Amp/Cbl/Fltr/Pad (dB)	DC Corr (dB)	Corrected Reading (dBuV/m)	Average Limit (dBuV/m)	Margin (dB)	Peak Limit (dBuV/m)	PK Margin (dB)	Azimuth (Degs)	Height (cm)	Polarity
1	* 5.45998	41.35	Pk	35.2	-20.9	0	55.65	-	-	74	-18.35	155	118	H
2	* 5.45943	43.45	Pk	35.2	-20.9	0	57.75	-	-	74	-16.25	155	118	H
5	* 5.45998	32.89	RMS	35.2	-20.9	0.36	47.55	54	-6.45	-	-	155	118	H
6	* 5.45779	33.6	RMS	35.3	-20.9	0.36	48.36	54	-5.64	-	-	155	118	H
4	5.46924	48.64	Pk	35.3	-21	0	62.94	-	-	68.2	-5.26	155	118	H
8	5.4693	37.43	RMS	35.3	-21	0.36	52.09	-	-	-	-	155	118	H
3	5.46998	45.75	Pk	35.3	-21	0	60.05	-	-	68.2	-8.15	155	118	H
7	5.46998	36.96	RMS	35.3	-21	0.36	51.62	-	-	-	-	155	118	H

* - indicates frequency in CFR47 Pt 15 / IC RSS-Restricted Band
Pk - Peak detector
RMS - RMS detection

UL VERIFICATION SERVICES INC.
47173 Benicia Street, Fremont, CA 94538; USA TEL:(510) 319-4000 FAX:(510) 661-0888
This report shall not be reproduced except in full, without the written approval of UL Verification Services Inc.

VERTICAL RESULT

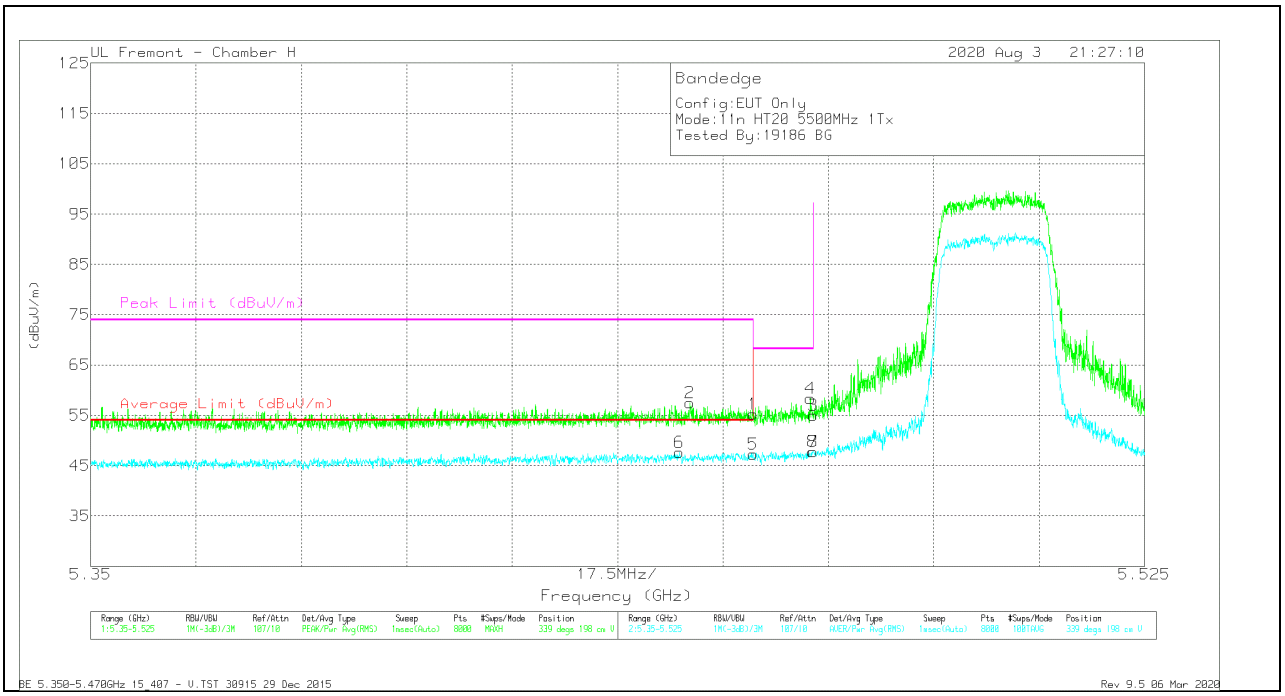

Marker	Frequency (GHz)	Meter Reading (dBuV)	Det	AF T863 (dB/m)	Amp/Cbl/Fltr/Pad (dB)	DC Corr (dB)	Corrected Reading (dBuV/m)	Average Limit (dBuV/m)	Margin (dB)	Peak Limit (dBuV/m)	PK Margin (dB)	Azimuth (Degs)	Height (cm)	Polarity
1	* 5.45998	40.96	Pk	35.2	-20.9	0	55.26	-	-	74	-18.74	339	198	V
2	* 5.4495	43.16	Pk	35.1	-20.8	0	57.46	-	-	74	-16.54	339	198	V
5	* 5.45998	32.91	RMS	35.2	-20.9	0.36	47.57	54	-6.43	-	-	339	198	V
6	* 5.44775	33.36	RMS	35.1	-20.8	0.36	48.02	54	-5.98	-	-	339	198	V
4	5.46952	44	Pk	35.3	-21	0	58.3	-	-	68.2	-9.9	339	198	V
8	5.46994	33.51	RMS	35.3	-21	0.36	48.17	-	-	-	-	339	198	V
3	5.46998	40.69	Pk	35.3	-21	0	54.99	-	-	68.2	-13.21	339	198	V
7	5.46998	33.45	RMS	35.3	-21	0.36	48.11	-	-	-	-	339	198	V

* - indicates frequency in CFR47 Pt 15 / IC RSS-Restricted Band
Pk - Peak detector
RMS - RMS detection

UL VERIFICATION SERVICES INC.
47173 Benicia Street, Fremont, CA 94538; USA TEL:(510) 319-4000 FAX:(510) 661-0888
This report shall not be reproduced except in full, without the written approval of UL Verification Services Inc.

BANDEDGE (HIGH CHANNEL)

HORIZONTAL RESULT

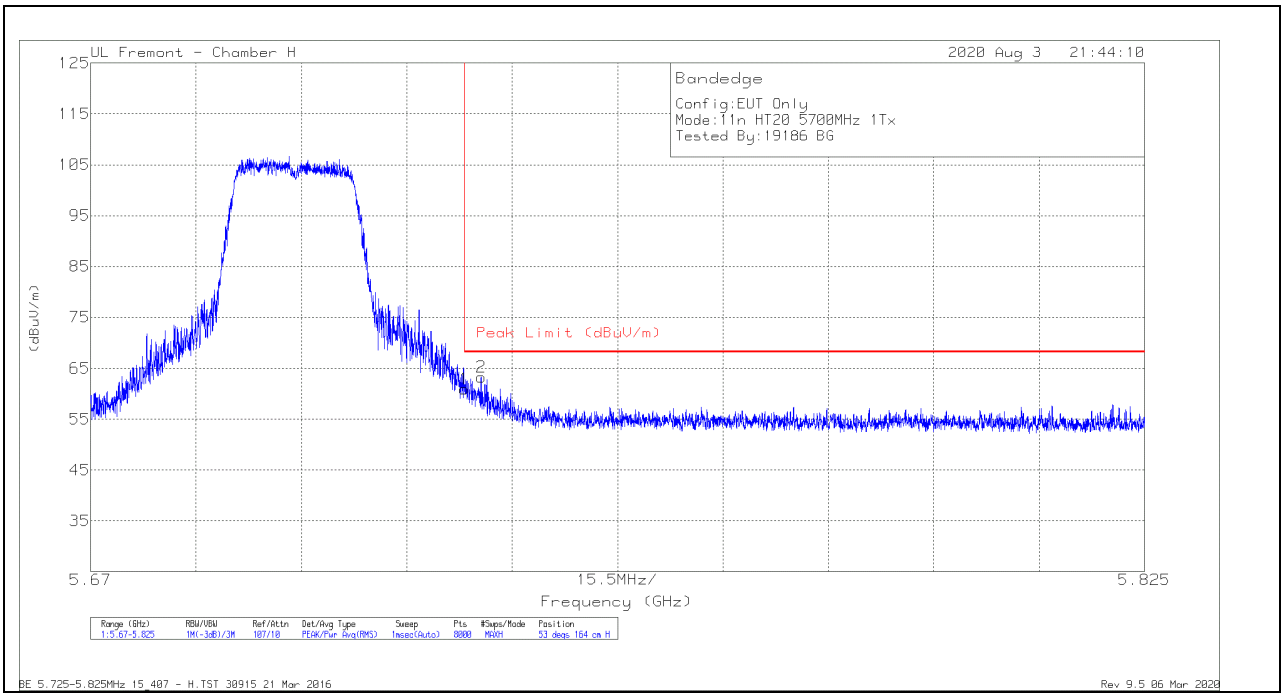

Marker	Frequency (GHz)	Meter Reading (dBuV)	Det	AF T863 (dB/m)	Amp/Cbl/Fltr/Pad (dB)	DC Corr (dB)	Corrected Reading (dBuV/m)	Peak Limit (dBuV/m)	PK Margin (dB)	Azimuth (Degs)	Height (cm)	Polarity
1	5.72501	46.98	Pk	35	-21.1	0	60.88	68.2	-7.32	53	164	H
2	5.72743	49.43	Pk	34.9	-21.1	0	63.23	68.2	-4.97	53	164	H

Pk - Peak detector

UL VERIFICATION SERVICES INC.
47173 Benicia Street, Fremont, CA 94538; USA TEL:(510) 319-4000 FAX:(510) 661-0888
This report shall not be reproduced except in full, without the written approval of UL Verification Services Inc.

VERTICAL RESULT

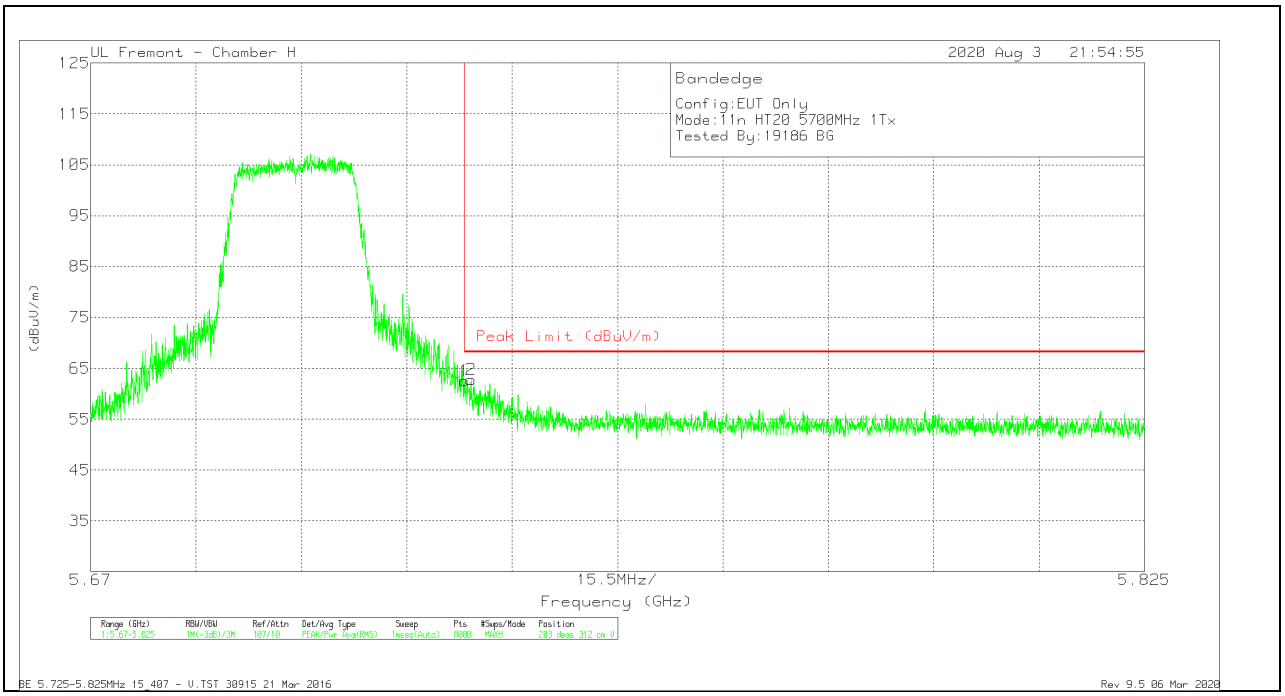

Marker	Frequency (GHz)	Meter Reading (dBuV)	Det	AF T863 (dB/m)	Amp/Cbl/Fltr/Pad (dB)	DC Corr (dB)	Corrected Reading (dBuV/m)	Peak Limit (dBuV/m)	PK Margin (dB)	Azimuth (Degs)	Height (cm)	Polarity
1	5.72501	48.68	Pk	35	-21.1	0	62.58	68.2	-5.62	203	312	V
2	5.72594	48.95	Pk	34.9	-21.1	0	62.75	68.2	-5.45	203	312	V

Pk - Peak detector

UL VERIFICATION SERVICES INC.
47173 Benicia Street, Fremont, CA 94538; USA TEL:(510) 319-4000 FAX:(510) 661-0888
This report shall not be reproduced except in full, without the written approval of UL Verification Services Inc.

2TX Antenna 5 + Antenna 6 CDD MODE

BANDEDGE (LOW CHANNEL)

HORIZONTAL RESULT

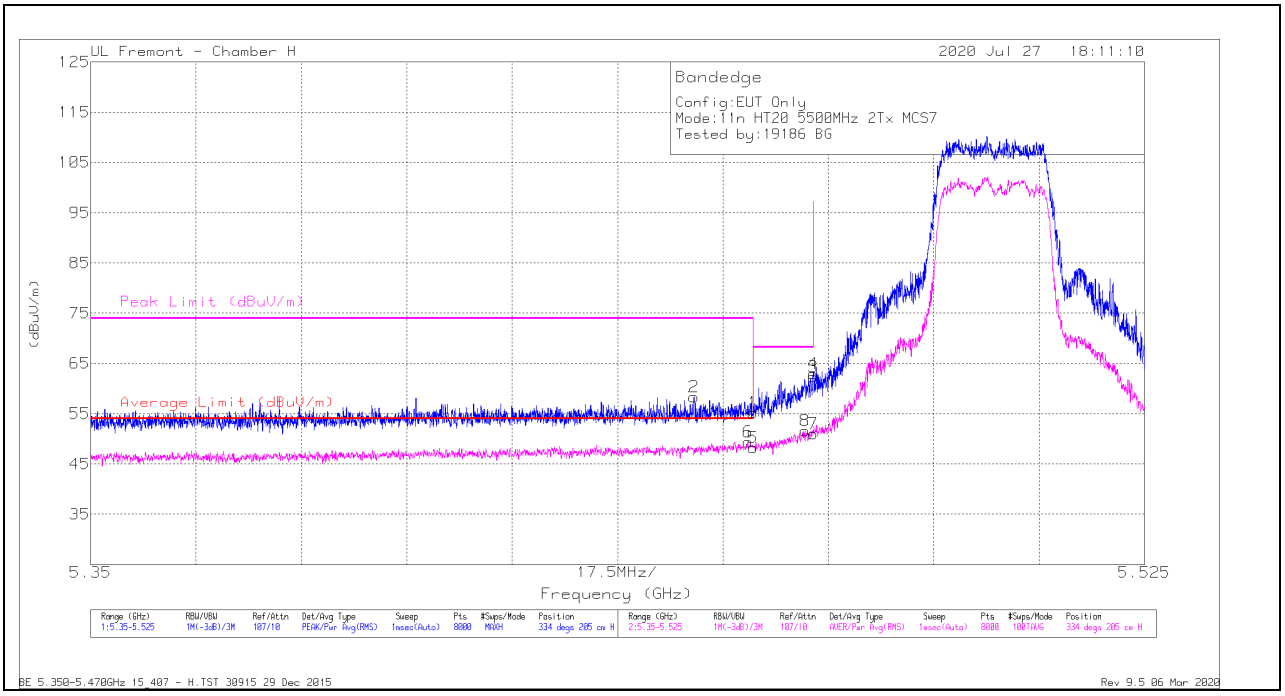

Marker	Frequency (GHz)	Meter Reading (dBuV)	Det	AF T863 (dB/m)	Amp/Cbl/Fltr/Pad (dB)	DC Corr (dB)	Corrected Reading (dBuV/m)	Average Limit (dBuV/m)	Margin (dB)	Peak Limit (dBuV/m)	PK Margin (dB)	Azimuth (Degs)	Height (cm)	Polarity
1	* 5.45998	40.91	Pk	35.2	-20.9	0	55.21	-	-	74	-18.79	334	205	H
2	* 5.45018	44.16	Pk	35.1	-20.9	0	58.36	-	-	74	-15.64	334	205	H
5	* 5.45998	33.42	RMS	35.2	-20.9	0.36	48.47	54	-5.53	-	-	334	205	H
6	* 5.45913	34.35	RMS	35.3	-20.9	0.36	49.45	54	-4.55	-	-	334	205	H
8	5.46862	36.74	RMS	35.3	-21	0.36	58.71	-	-	-	-	334	205	H
4	5.46996	48.66	Pk	35.3	-21	0	48.4	-	-	68.2	-5.24	334	205	H
3	5.46998	48.01	Pk	35.3	-21	0	56.99	-	-	68.2	-5.89	334	205	H
7	5.46998	36.09	RMS	35.3	-21	0.36	47.69	-	-	-	-	334	205	H

* - indicates frequency in CFR47 Pt 15 / IC RSS-Restricted Band
Pk - Peak detector
RMS - RMS detection

UL VERIFICATION SERVICES INC.
47173 Benicia Street, Fremont, CA 94538; USA TEL:(510) 319-4000 FAX:(510) 661-0888
This report shall not be reproduced except in full, without the written approval of UL Verification Services Inc.

VERTICAL RESULT

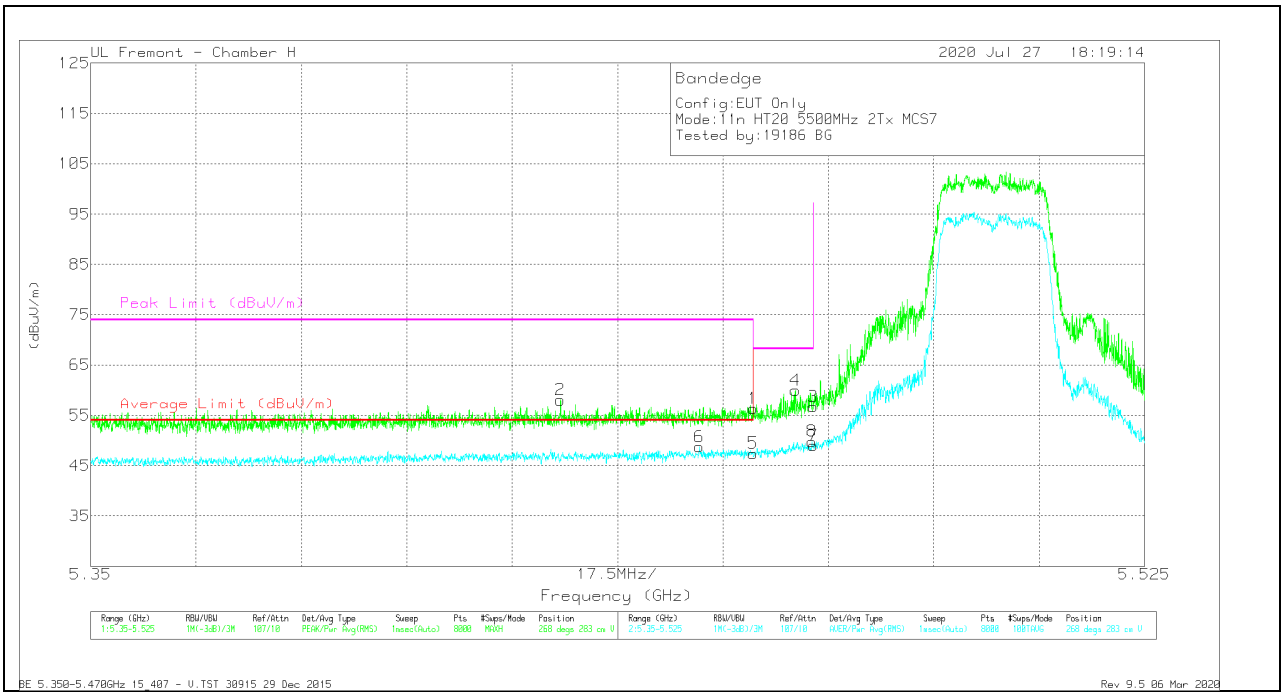

Marker	Frequency (GHz)	Meter Reading (dBuV)	Det	AF T863 (dB/m)	Amp/Cbl/Fltr/Pad (dB)	DC Corr (dB)	Corrected Reading (dBuV/m)	Average Limit (dBuV/m)	Margin (dB)	Peak Limit (dBuV/m)	PK Margin (dB)	Azimuth (Degs)	Height (cm)	Polarity
1	* 5.45998	42.08	Pk	35.2	-20.9	0	56.38	-	-	74	-17.62	268	283	V
2	* 5.42802	43.85	Pk	35.1	-20.9	0	58.05	-	-	74	-15.95	268	283	V
5	* 5.45998	32.56	RMS	35.2	-20.9	0.36	47.22	54	-6.78	-	-	268	283	V
6	* 5.45108	34	RMS	35.1	-20.9	0.36	48.56	54	-5.44	-	-	268	283	V
4	5.46703	45.59	Pk	35.3	-20.9	0	59.99	-	-	68.2	-8.21	268	283	V
8	5.46978	34.93	RMS	35.3	-21	0.36	49.59	-	-	-	-	268	283	V
3	5.46998	42.48	Pk	35.3	-21	0	56.78	-	-	68.2	-11.42	268	283	V
7	5.46998	34.08	RMS	35.3	-21	0.36	48.74	-	-	-	-	268	283	V

* - indicates frequency in CFR47 Pt 15 / IC RSS-Restricted Band
Pk - Peak detector
RMS - RMS detection

UL VERIFICATION SERVICES INC.
47173 Benicia Street, Fremont, CA 94538; USA TEL:(510) 319-4000 FAX:(510) 661-0888
This report shall not be reproduced except in full, without the written approval of UL Verification Services Inc.

BANDEDGE (HIGH CHANNEL)

HORIZONTAL RESULT

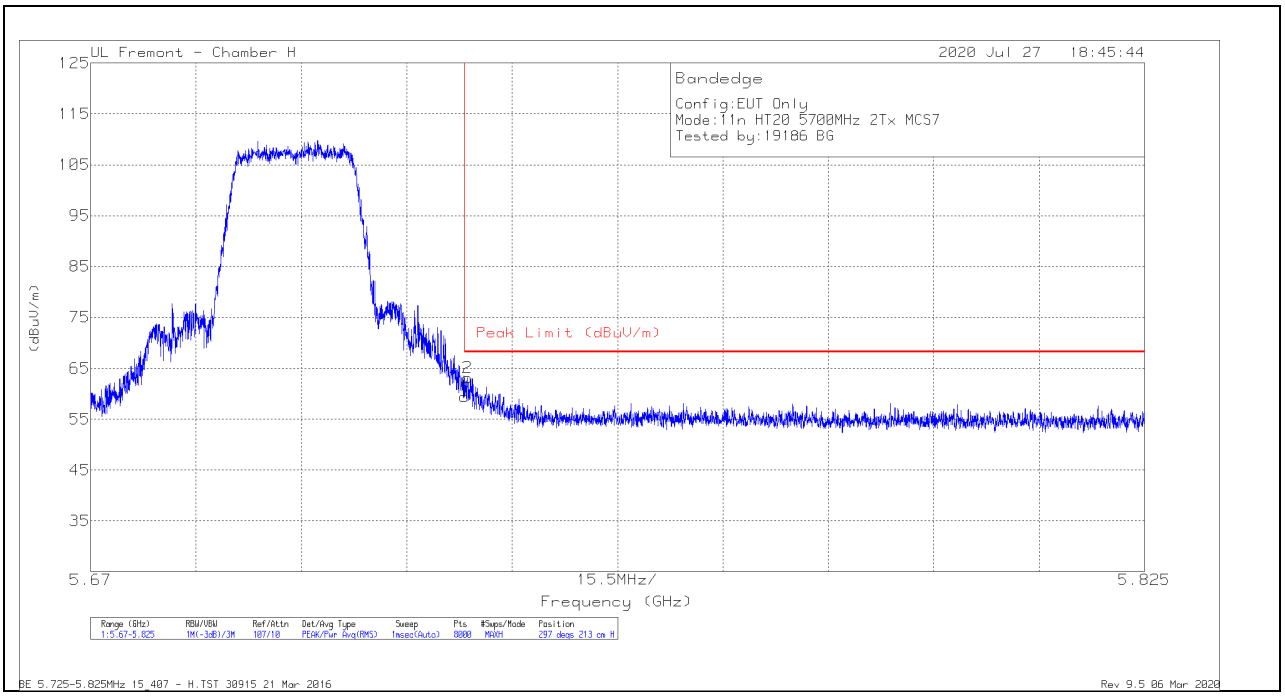

Marker	Frequency (GHz)	Meter Reading (dBuV)	Det	AF T863 (dB/m)	Amp/Cbl/Fltr/Pad (dB)	DC Corr (dB)	Corrected Reading (dBuV/m)	Peak Limit (dBuV/m)	PK Margin (dB)	Azimuth (Degs)	Height (cm)	Polarity
1	5.72501	45.58	Pk	35	-21.1	0	59.48	68.2	-8.72	297	213	H
2	5.72544	49.33	Pk	34.9	-21.1	0	63.13	68.2	-5.07	297	213	H

Pk - Peak detector

UL VERIFICATION SERVICES INC.
47173 Benicia Street, Fremont, CA 94538; USA TEL:(510) 319-4000 FAX:(510) 661-0888
This report shall not be reproduced except in full, without the written approval of UL Verification Services Inc.

VERTICAL RESULT

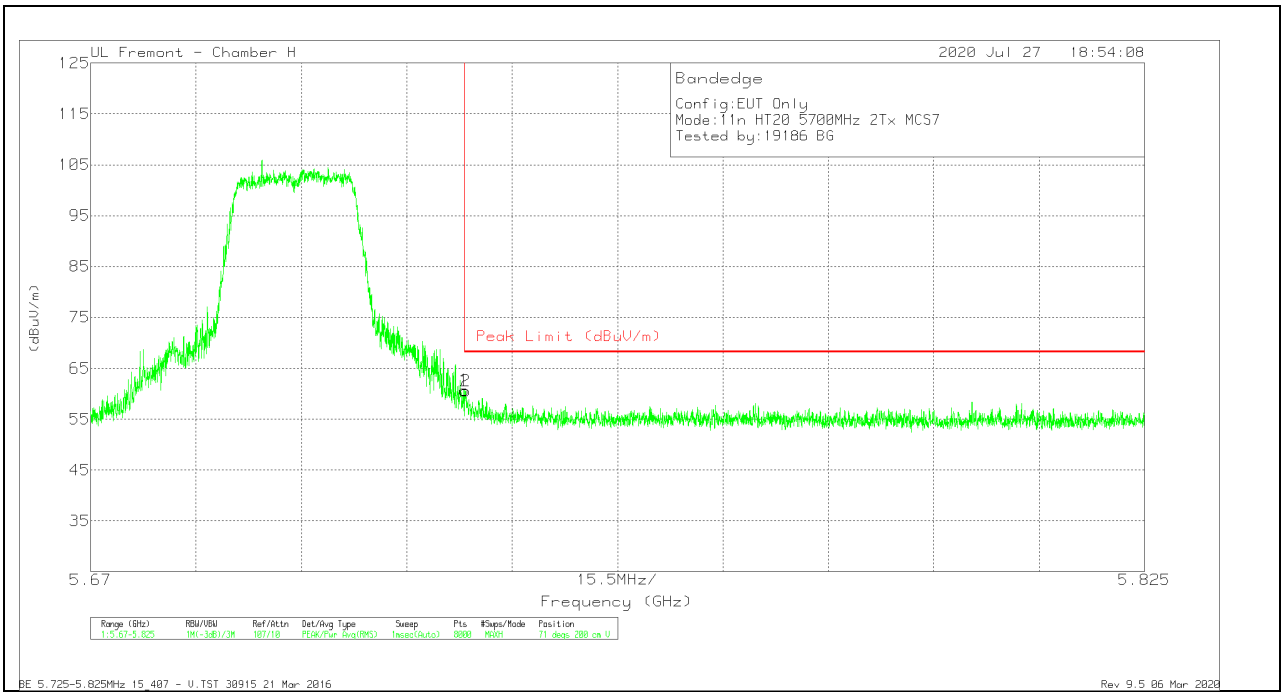

Marker	Frequency (GHz)	Meter Reading (dBuV)	Det	AF T863 (dB/m)	Amp/Cbl/Fltr/Pad (dB)	DC Corr (dB)	Corrected Reading (dBuV/m)	Peak Limit (dBuV/m)	PK Margin (dB)	Azimuth (Degs)	Height (cm)	Polarity
1	5.72501	46.81	Pk	35	-21.1	0	60.71	68.2	-7.49	71	200	V
2	5.72517	46.66	Pk	35	-21.1	0	60.56	68.2	-7.64	71	200	V

Pk - Peak detector

UL VERIFICATION SERVICES INC.
47173 Benicia Street, Fremont, CA 94538; USA TEL:(510) 319-4000 FAX:(510) 661-0888
This report shall not be reproduced except in full, without the written approval of UL Verification Services Inc.

HARMONICS AND SPURIOUS EMISSIONS

MID CHANNEL RESULTS

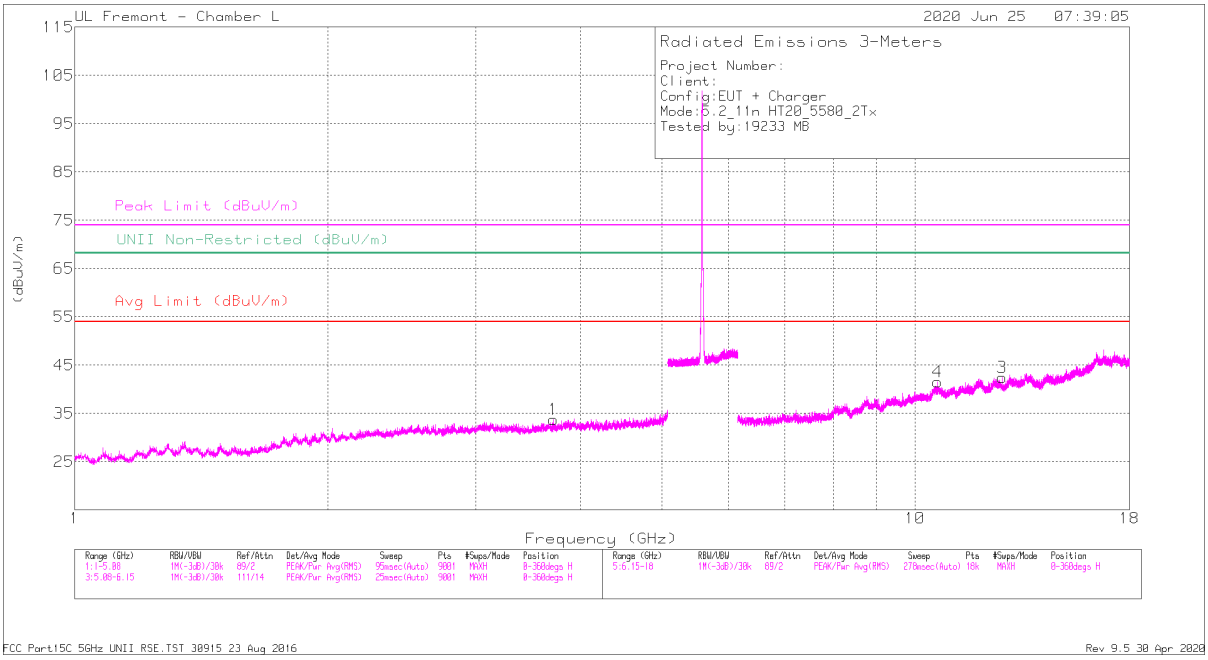

HORIZONTAL

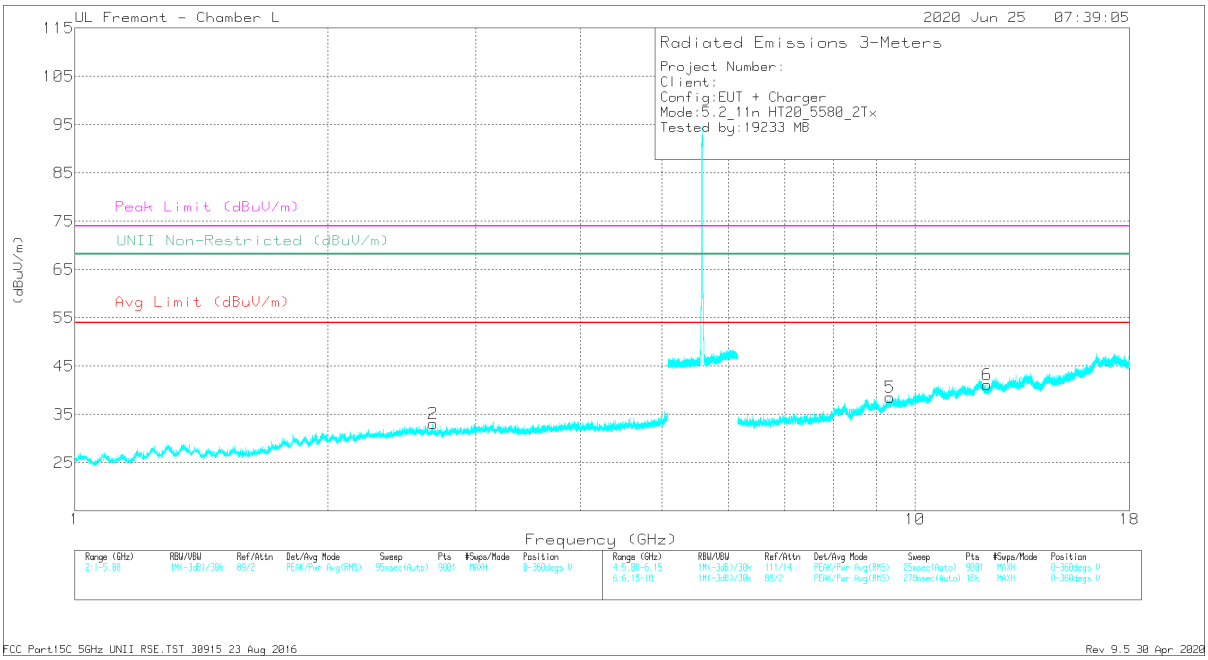

VERTICAL

UL VERIFICATION SERVICES INC.
47173 Benicia Street, Fremont, CA 94538; USA TEL:(510) 319-4000 FAX:(510) 661-0888
This report shall not be reproduced except in full, without the written approval of UL Verification Services Inc.

RADIATED EMISSIONS

Marker	Frequency (GHz)	Meter Reading (dBuV)	Det	AF 344 (dB/m)	Amp/Cbl/Fltr/Pad (dB)	Corrected Reading (dBuV/m)	Avg Limit (dBuV/m)	Margin (dB)	Peak Limit (dBuV/m)	PK Margin (dB)	UNII Non-Restricted (dBuV/m)	PK Margin (dB)	Azimuth (Degs)	Height (cm)	Polarity
1	* 3.71322	37.35	PK-U	33.2	-28.6	41.95	-	-	74	-32.05	-	-	62	358	H
	* 3.70939	27.39	ADR	33.2	-28.6	31.99	54	-22.01	-	-	-	-	62	358	H
2	* 2.66627	39.15	PK-U	32.3	-30.3	41.15	-	-	74	-32.85	-	-	230	310	V
	* 2.67026	29.12	ADR	32.3	-30.3	31.12	54	-22.88	-	-	-	-	230	310	V
3	12.70515	30.45	PK-U	39.1	-20	49.55	-	-	-	-	68.2	-18.65	310	367	H
	12.70201	20.91	ADR	39.1	-19.9	40.11	-	-	-	-	-	-	310	367	H
4	* 10.63649	32.02	PK-U	37.9	-20.1	49.82	-	-	74	-24.18	-	-	88	343	H
	* 10.63628	21.8	ADR	37.9	-20.1	39.6	54	-14.4	-	-	-	-	88	343	H
5	* 9.34606	31.8	PK-U	36.5	-21.2	47.1	-	-	74	-26.9	-	-	131	358	V
	* 9.34538	21.75	ADR	36.5	-21.2	37.05	54	-16.95	-	-	-	-	131	358	V
6	* 12.18224	30.78	PK-U	38.9	-20	49.68	-	-	74	-24.32	-	-	310	368	V
	* 12.17919	20.39	ADR	38.9	-20.1	39.19	54	-14.81	-	-	-	-	310	368	V

* - indicates frequency in CFR47 Pt 15 / IC RSS-Restricted Band
PK-U - U-NII: Maximum Peak
ADR - U-NII AD primary method, RMS average

UL VERIFICATION SERVICES INC.
47173 Benicia Street, Fremont, CA 94538; USA TEL:(510) 319-4000 FAX:(510) 661-0888
This report shall not be reproduced except in full, without the written approval of UL Verification Services Inc.

1.1.14. TX ABOVE 1 GHz 802.11n HT40 MODE IN THE 5.6 GHz BAND

1TX Antenna 5 MODE

BANDEDGE (LOW CHANNEL)

HORIZONTAL RESULT

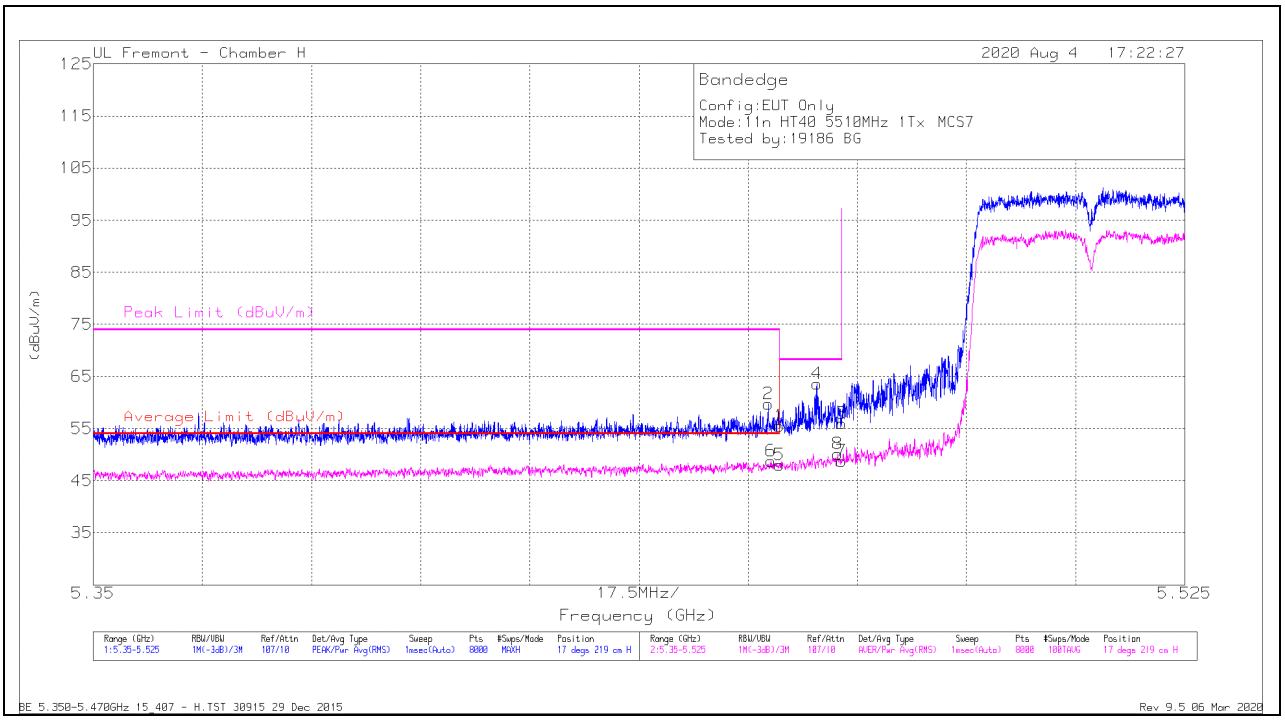

Marker	Frequency (GHz)	Meter Reading (dBuV)	Det	AF T863 (dB/m)	Amp/Cbl/Fltr/Pad (dB)	DC Corr (dB)	Corrected Reading (dBuV/m)	Average Limit (dBuV/m)	Margin (dB)	Peak Limit (dBuV/m)	PK Margin (dB)	Azimuth (Degs)	Height (cm)	Polarity
1	* 5.45998	41.18	Pk	35.2	-20.9	0	55.48	-	-	74	-18.52	17	219	H
2	* 5.45823	45.36	Pk	35.3	-20.9	0	59.76	-	-	74	-14.24	17	219	H
5	* 5.45998	33.04	RMS	35.2	-20.9	0.61	47.95	54	-6.05	-	-	17	219	H
6	* 5.45862	33.77	RMS	35.3	-20.9	0.61	48.78	54	-5.22	-	-	17	219	H
4	5.466	49.24	Pk	35.2	-20.9	0	63.54	-	-	68.2	-4.66	17	219	H
8	5.46937	35.23	RMS	35.3	-21	0.61	50.14	-	-	-	-	17	219	H
3	5.46998	41.68	Pk	35.3	-21	0	55.98	-	-	68.2	-12.22	17	219	H
7	5.46998	33.8	RMS	35.3	-21	0.61	48.71	-	-	-	-	17	219	H

* - indicates frequency in CFR47 Pt 15 / IC RSS-Restricted Band
Pk - Peak detector
RMS - RMS detection

UL VERIFICATION SERVICES INC.
47173 Benicia Street, Fremont, CA 94538; USA TEL:(510) 319-4000 FAX:(510) 661-0888
This report shall not be reproduced except in full, without the written approval of UL Verification Services Inc.

VERTICAL RESULT

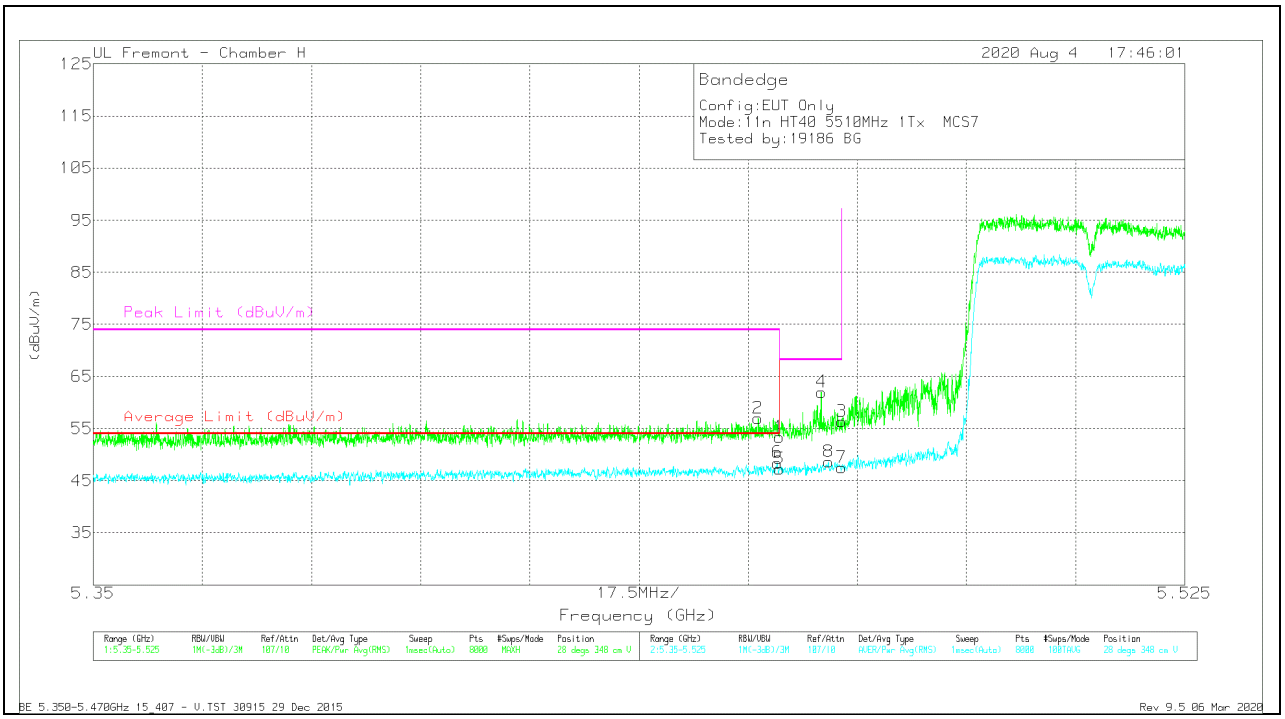

Marker	Frequency (GHz)	Meter Reading (dBuV)	Det	AF T863 (dB/m)	Amp/Cbl/Fltr/Pad (dB)	DC Corr (dB)	Corrected Reading (dBuV/m)	Average Limit (dBuV/m)	Margin (dB)	Peak Limit (dBuV/m)	PK Margin (dB)	Azimuth (Degs)	Height (cm)	Polarity
1	* 5.45998	39.11	Pk	35.2	-20.9	0	53.41	-	-	74	-20.59	28	348	V
2	* 5.45661	42.54	Pk	35.3	-20.9	0	56.94	-	-	74	-17.06	28	348	V
5	* 5.45998	32.36	RMS	35.2	-20.9	0.61	47.27	54	-6.73	-	-	28	348	V
6	* 5.45965	33.52	RMS	35.2	-20.9	0.61	48.43	54	-5.57	-	-	28	348	V
4	5.46672	47.73	Pk	35.2	-20.9	0	62.03	-	-	68.2	-6.17	28	348	V
8	5.46788	33.64	RMS	35.3	-20.9	0.61	48.65	-	-	-	-	28	348	V
3	5.46998	42.1	Pk	35.3	-21	0	56.4	-	-	68.2	-11.8	28	348	V
7	5.46998	32.54	RMS	35.3	-21	0.61	47.45	-	-	-	-	28	348	V

* - indicates frequency in CFR47 Pt 15 / IC RSS-Restricted Band
Pk - Peak detector
RMS - RMS detection

UL VERIFICATION SERVICES INC.
47173 Benicia Street, Fremont, CA 94538; USA TEL:(510) 319-4000 FAX:(510) 661-0888
This report shall not be reproduced except in full, without the written approval of UL Verification Services Inc.

BANDEDGE (HIGH CHANNEL)

HORIZONTAL RESULT

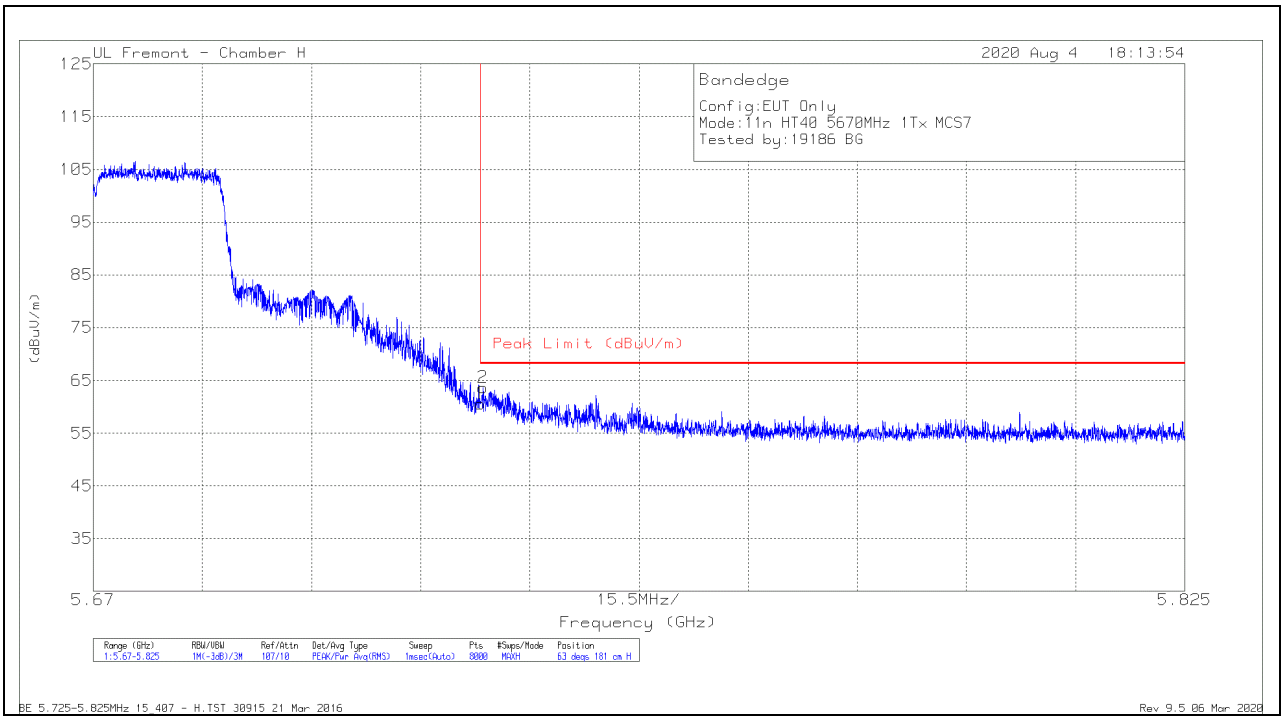

Marker	Frequency (GHz)	Meter Reading (dBuV)	Det	AF T863 (dB/m)	Amp/Cbl/Fltr/Pad (dB)	DC Corr (dB)	Corrected Reading (dBuV/m)	Peak Limit (dBuV/m)	PK Margin (dB)	Azimuth (Degs)	Height (cm)	Polarity
1	5.72501	46.63	Pk	35	-21.1	0	60.53	68.2	-7.67	63	181	H
2	5.72536	49.81	Pk	34.9	-21.1	0	63.61	68.2	-4.59	63	181	H

Pk - Peak detector

UL VERIFICATION SERVICES INC.
47173 Benicia Street, Fremont, CA 94538; USA TEL:(510) 319-4000 FAX:(510) 661-0888
This report shall not be reproduced except in full, without the written approval of UL Verification Services Inc.

VERTICAL RESULT

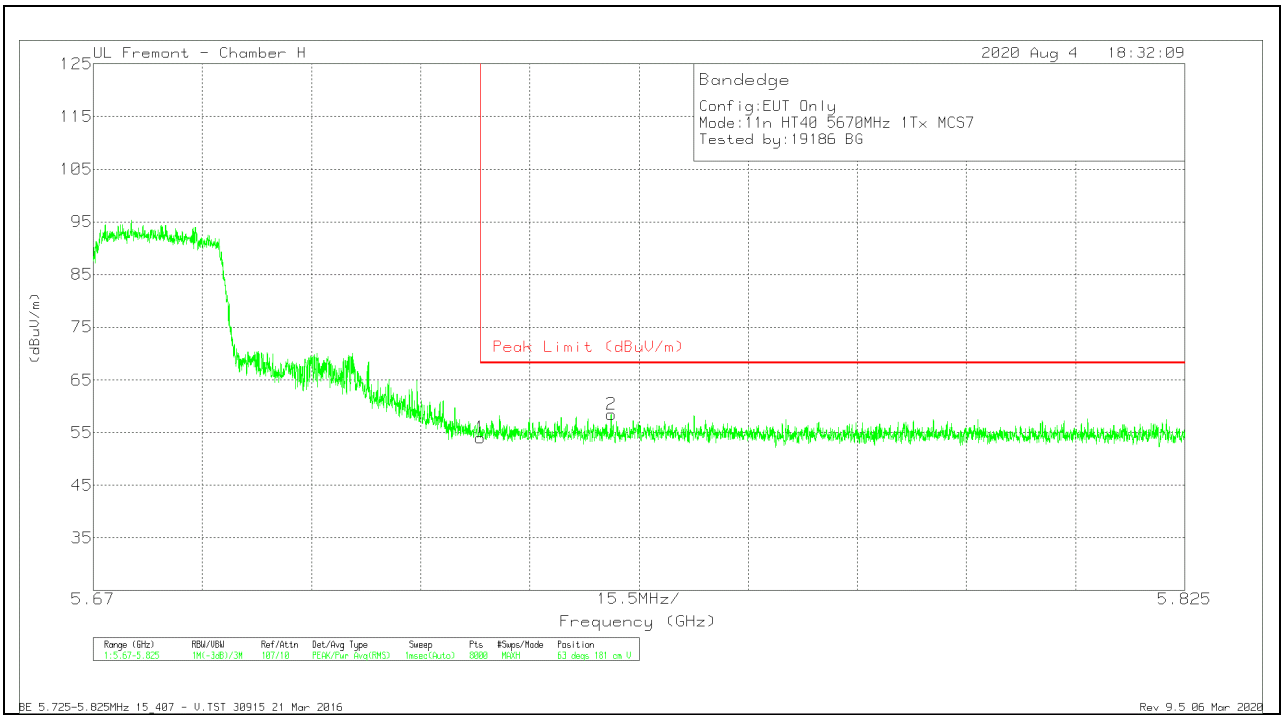

Marker	Frequency (GHz)	Meter Reading (dBuV)	Det	AF T863 (dB/m)	Amp/Cbl/Fltr/Pad (dB)	Corrected Reading (dBuV/m)	Peak Limit (dBuV/m)	PK Margin (dB)	Azimuth (Degs)	Height (cm)	Polarity
1	5.72501	40.17	Pk	35	-21.1	54.07	68.2	-14.13	63	181	V
2	5.74354	44.42	Pk	35	-21	58.42	68.2	-9.78	63	181	V

Pk - Peak detector

UL VERIFICATION SERVICES INC.
47173 Benicia Street, Fremont, CA 94538; USA TEL:(510) 319-4000 FAX:(510) 661-0888
This report shall not be reproduced except in full, without the written approval of UL Verification Services Inc.

1TX Antenna 6 MODE

BANDEDGE (LOW CHANNEL)

HORIZONTAL RESULT

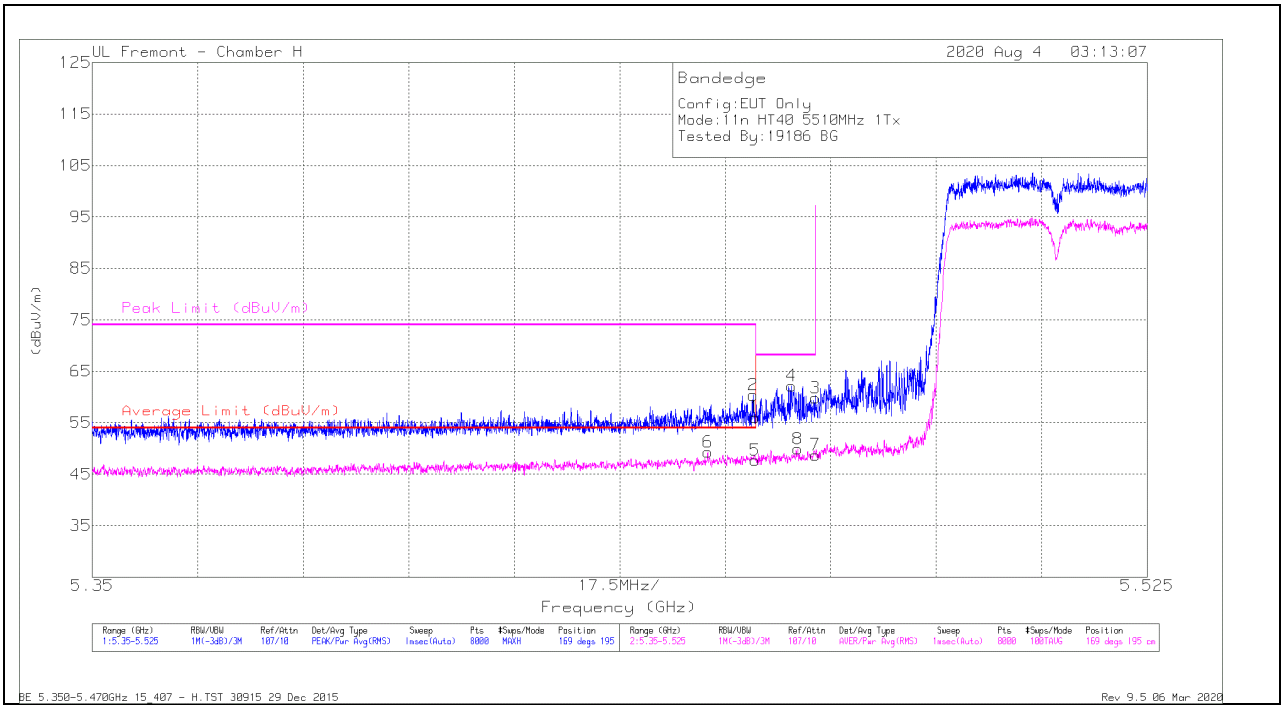

Marker	Frequency (GHz)	Meter Reading (dBuV)	Det	AF T863 (dB/m)	Amp/Cbl/Fltr/Pad (dB)	DC Corr (dB)	Corrected Reading (dBuV/m)	Average Limit (dBuV/m)	Margin (dB)	Peak Limit (dBuV/m)	PK Margin (dB)	Azimuth (Degs)	Height (cm)	Polarity
1	* 5.45998	41.77	Pk	35.2	-20.9	0	56.07	-	-	74	-17.93	169	195	H
2	* 5.45961	46.08	Pk	35.2	-20.9	0	60.38	-	-	74	-13.62	169	195	H
5	* 5.45998	33.32	RMS	35.2	-20.9	.61	48.23	54	-5.77	-	-	169	195	H
6	* 5.4521	34.89	RMS	35.2	-20.9	.61	49.8	54	-4.2	-	-	169	195	H
4	5.466	47.85	Pk	35.2	-20.9	0	62.15	-	-	68.2	-6.05	169	195	H
8	5.46705	35.42	RMS	35.3	-20.9	.61	50.43	-	-	-	-	169	195	H
3	5.46998	45.49	Pk	35.3	-21	0	59.79	-	-	68.2	-8.41	169	195	H
7	5.46998	34.32	RMS	35.3	-21	.61	49.73	-	-	-	-	169	195	H

* - indicates frequency in CFR47 Pt 15 / IC RSS-Restricted Band
Pk - Peak detector
RMS - RMS detection

UL VERIFICATION SERVICES INC.
47173 Benicia Street, Fremont, CA 94538; USA TEL:(510) 319-4000 FAX:(510) 661-0888
This report shall not be reproduced except in full, without the written approval of UL Verification Services Inc.

VERTICAL RESULT

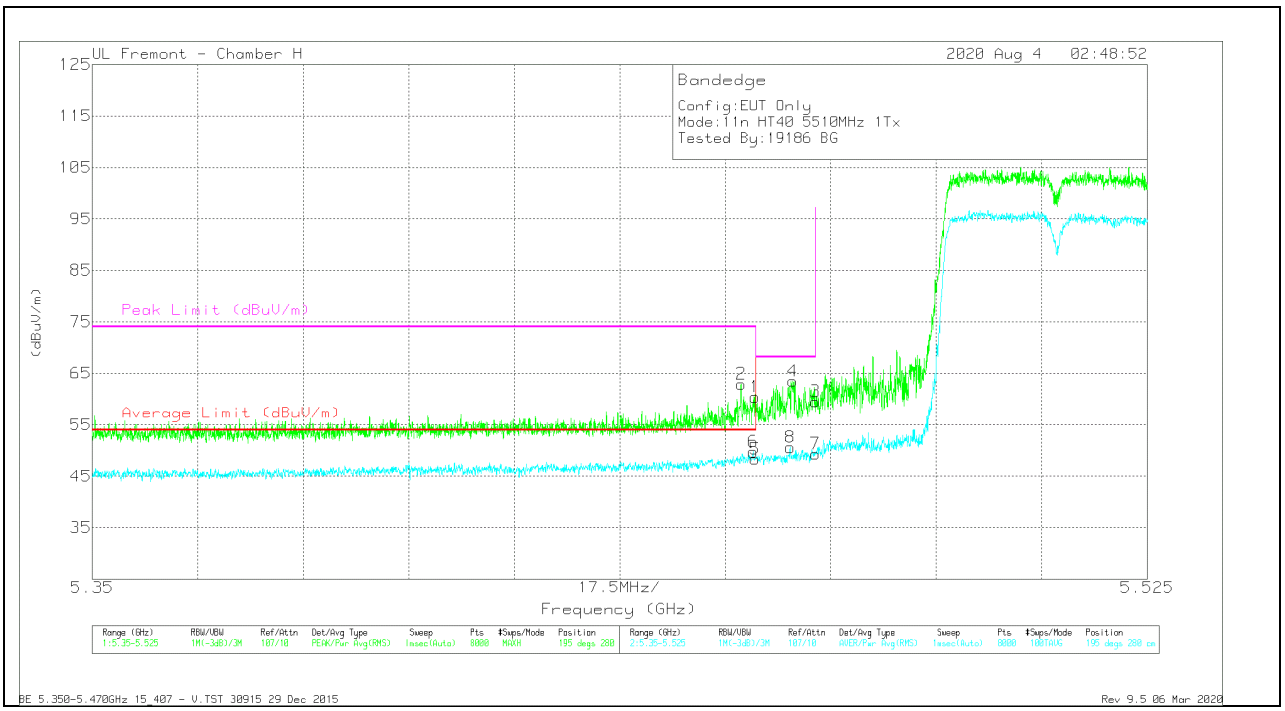

Marker	Frequency (GHz)	Meter Reading (dBuV)	Det	AF T863 (dB/m)	Amp/Cbl/Fltr/Pad (dB)	DC Corr (dB)	Corrected Reading (dBuV/m)	Average Limit (dBuV/m)	Margin (dB)	Peak Limit (dBuV/m)	PK Margin (dB)	Azimuth (Degs)	Height (cm)	Polarity
1	* 5.45998	46.08	Pk	35.2	-20.9	0	60.38	-	-	74	-13.62	195	280	V
2	* 5.45762	48.51	Pk	35.3	-20.9	0	62.91	-	-	74	-11.09	195	280	V
5	* 5.45998	33.91	RMS	35.2	-20.9	.61	48.82	54	-5.18	-	-	195	280	V
6	* 5.45961	35.35	RMS	35.2	-20.9	.61	50.26	54	-3.74	-	-	195	280	V
8	5.46576	36.21	RMS	35.2	-20.9	.1	50.61	-	-	-	-	195	280	V
4	5.46619	49.16	Pk	35.2	-20.9	0	63.46	-	-	68.2	-4.74	195	280	V
3	5.46998	45.19	Pk	35.3	-21	0	59.49	-	-	68.2	-8.71	195	280	V
7	5.46998	34.91	RMS	35.3	-21	.61	49.82	-	-	-	-	195	280	V

* - indicates frequency in CFR47 Pt 15 / IC RSS-Restricted Band
Pk - Peak detector
RMS - RMS detection

UL VERIFICATION SERVICES INC.
47173 Benicia Street, Fremont, CA 94538; USA TEL:(510) 319-4000 FAX:(510) 661-0888
This report shall not be reproduced except in full, without the written approval of UL Verification Services Inc.

BANDEDGE (HIGH CHANNEL)

HORIZONTAL RESULT

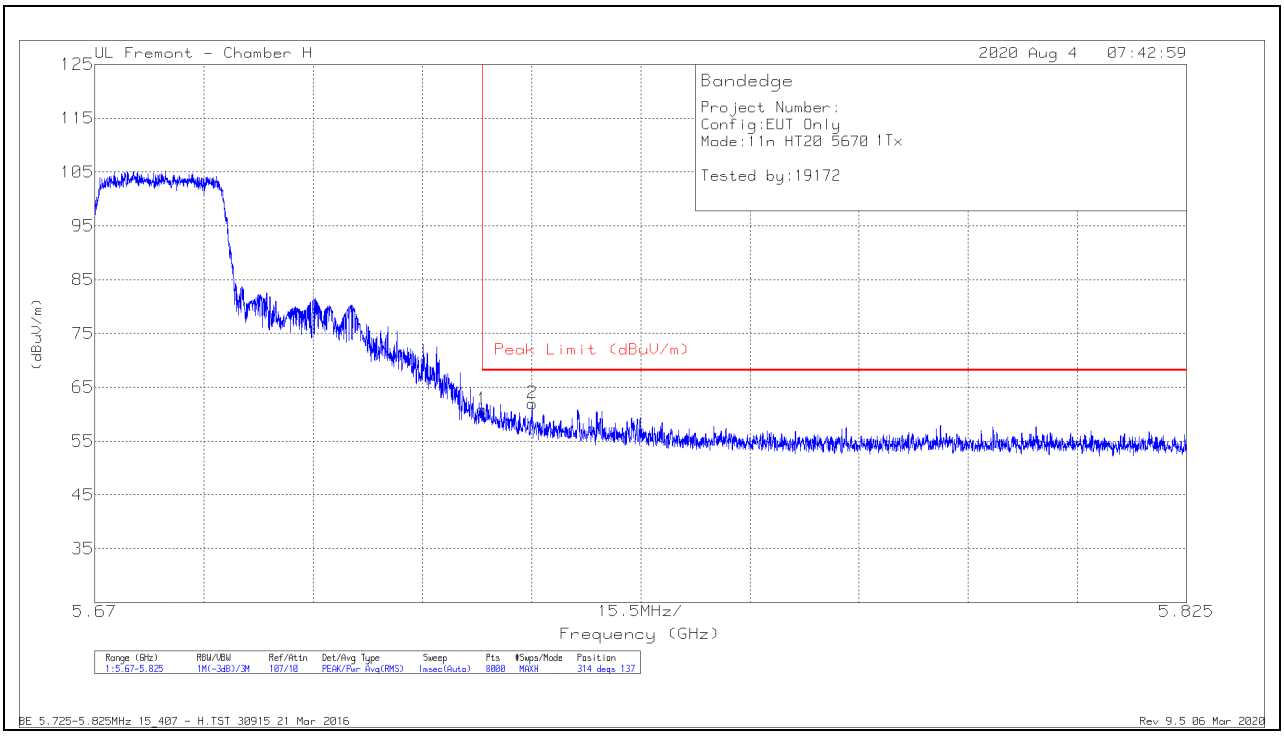

Marker	Frequency (GHz)	Meter Reading (dBuV)	Det	AF T863 (dB/m)	Amp/Cbl/Fltr/Pad (dB)	DC Corr (dB)	Corrected Reading (dBuV/m)	Peak Limit (dBuV/m)	PK Margin (dB)	Azimuth (Degs)	Height (cm)	Polarity
1	5.72501	47	Pk	35	-21.1	0	60.9	68.2	-7.3	314	137	H
2	5.7321	48.13	Pk	35	-21.1	0	62.03	68.2	-6.17	314	137	H

Pk - Peak detector

UL VERIFICATION SERVICES INC.
47173 Benicia Street, Fremont, CA 94538; USA TEL:(510) 319-4000 FAX:(510) 661-0888
This report shall not be reproduced except in full, without the written approval of UL Verification Services Inc.

VERTICAL RESULT

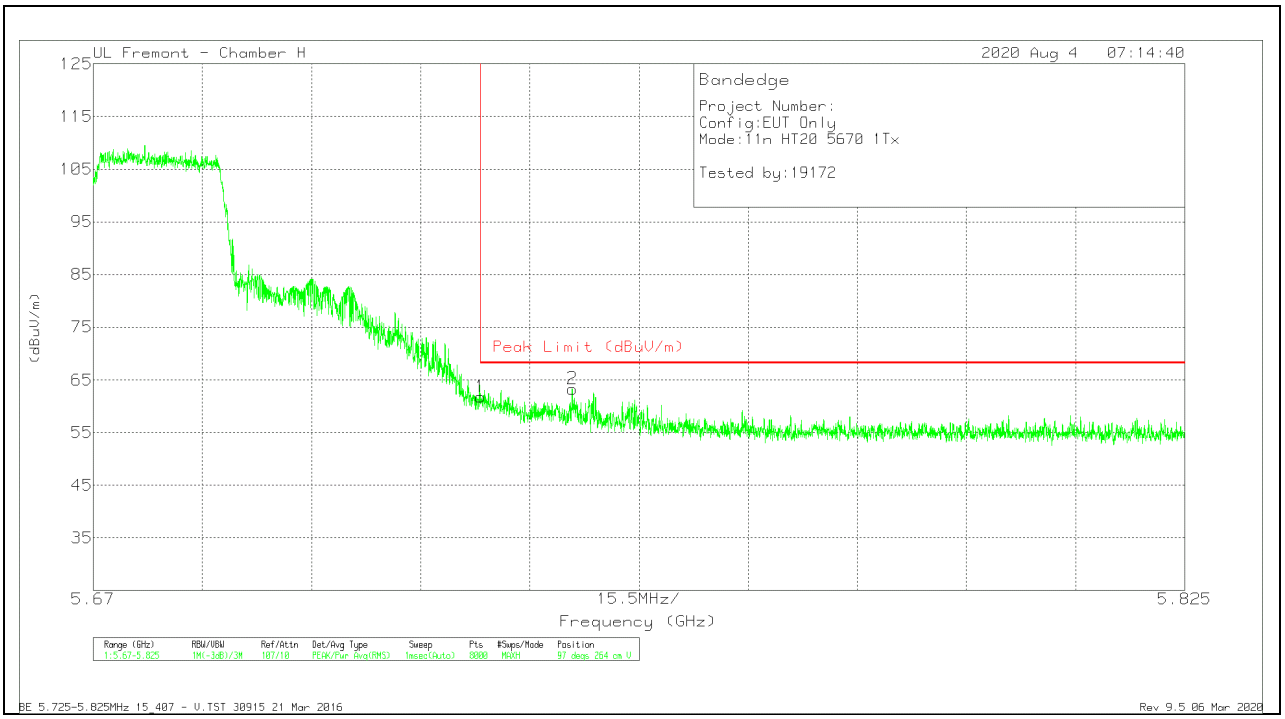

Marker	Frequency (GHz)	Meter Reading (dBuV)	Det	AF T863 (dB/m)	Amp/Cbl/Fltr/Pad (dB)	DC Corr (dB)	Corrected Reading (dBuV/m)	Peak Limit (dBuV/m)	PK Margin (dB)	Azimuth (Degs)	Height (cm)	Polarity
1	5.72501	47.94	Pk	35	-21.1	0	61.84	68.2	-6.36	97	264	V
2	5.73801	49.53	Pk	34.9	-21.1	0	63.33	68.2	-4.87	97	264	V

Pk - Peak detector

UL VERIFICATION SERVICES INC.
47173 Benicia Street, Fremont, CA 94538; USA TEL:(510) 319-4000 FAX:(510) 661-0888
This report shall not be reproduced except in full, without the written approval of UL Verification Services Inc.

2TX Antenna 5 + Antenna 6 CDD MODE

BANDEDGE (LOW CHANNEL)

HORIZONTAL RESULT

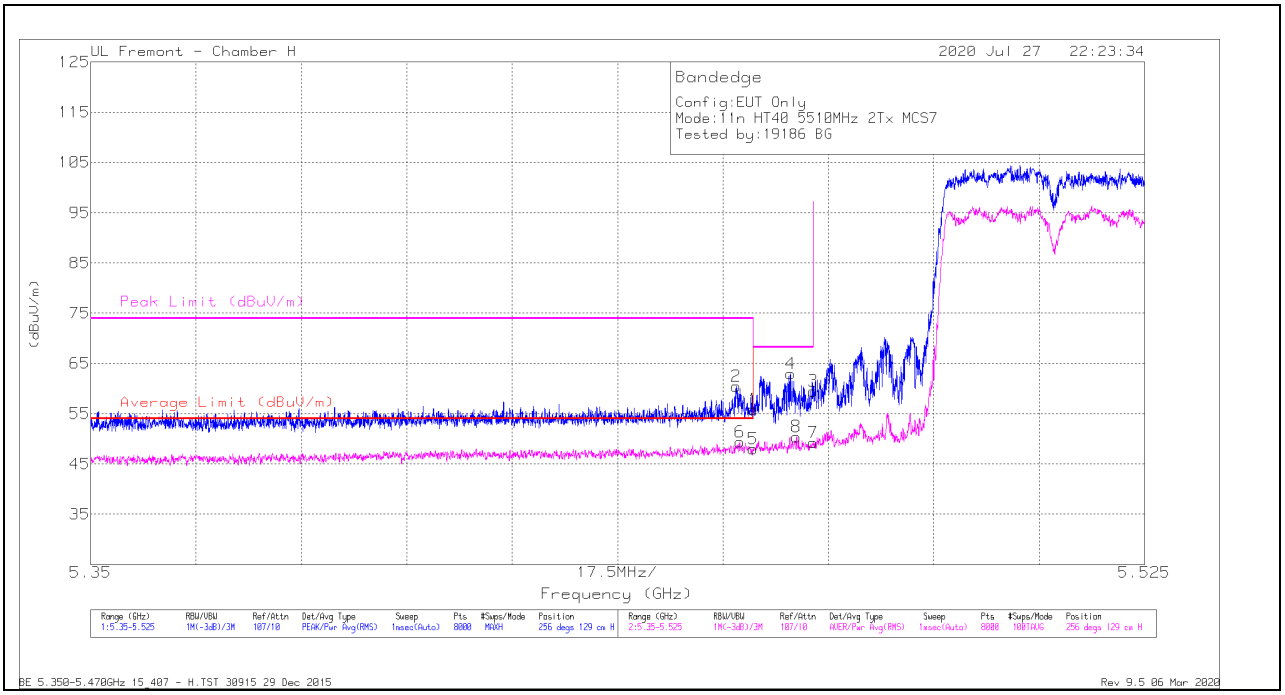

Marker	Frequency (GHz)	Meter Reading (dBuV)	Det	AF T863 (dB/m)	Amp/Cbl/Fltr/Pad (dB)	DC Corr (dB)	Corrected Reading (dBuV/m)	Average Limit (dBuV/m)	Margin (dB)	Peak Limit (dBuV/m)	PK Margin (dB)	Azimuth (Degs)	Height (cm)	Polarity
1	* 5.45998	41.61	Pk	35.2	-20.9	0	55.91	-	-	74	-18.09	256	129	H
2	* 5.45725	46.04	Pk	35.3	-20.9	0	60.44	-	-	74	-13.56	256	129	H
5	* 5.45998	32.82	RMS	35.2	-20.9	0.61	47.73	54	-6.27	-	-	256	129	H
6	* 5.45779	34.04	RMS	35.3	-20.9	0.61	49.05	54	-4.95	-	-	256	129	H
4	5.46619	48.71	Pk	35.2	-20.9	0	63.01	-	-	68.2	-5.19	256	129	H
8	5.46722	35.15	RMS	35.3	-20.9	0.61	50.16	-	-	-	-	256	129	H
3	5.46998	45.24	Pk	35.3	-21	0	59.54	-	-	68.2	-8.66	256	129	H
7	5.46998	34.03	RMS	35.3	-21	0.61	48.94	-	-	-	-	256	129	H

* - indicates frequency in CFR47 Pt 15 / IC RSS-Restricted Band
Pk - Peak detector
RMS - RMS detection

UL VERIFICATION SERVICES INC.
47173 Benicia Street, Fremont, CA 94538; USA TEL:(510) 319-4000 FAX:(510) 661-0888
This report shall not be reproduced except in full, without the written approval of UL Verification Services Inc.

VERTICAL RESULT

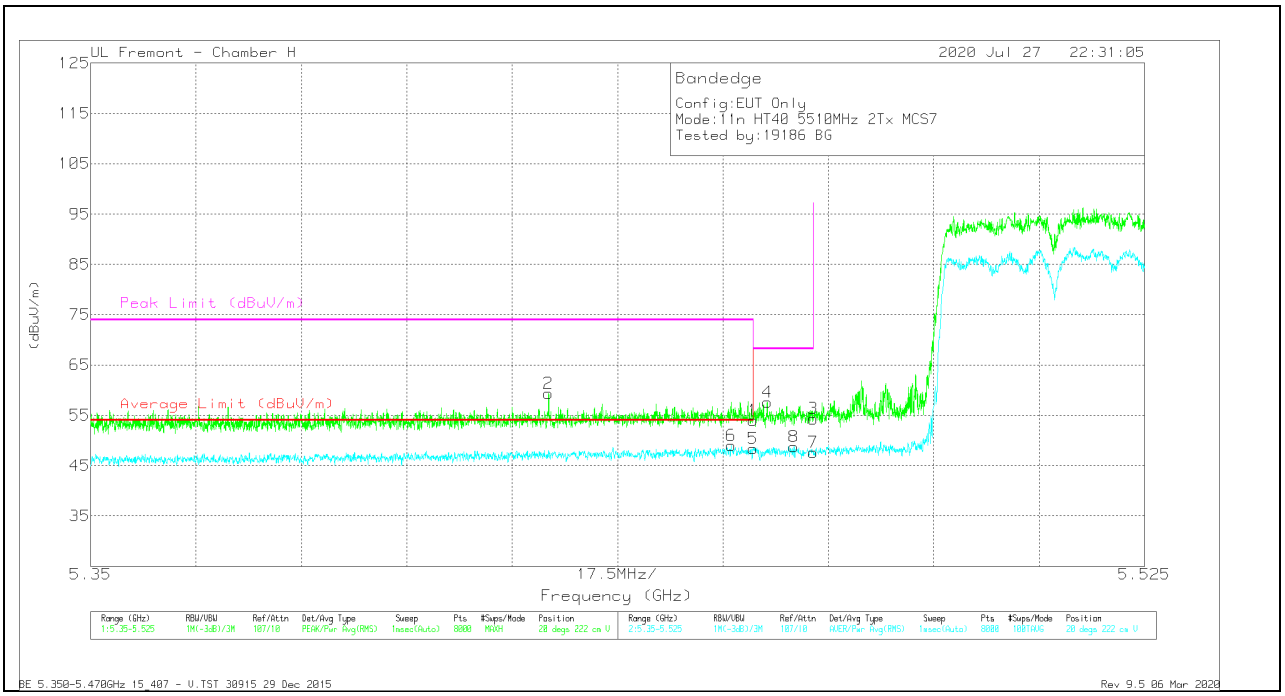

Marker	Frequency (GHz)	Meter Reading (dBuV)	Det	AF T863 (dB/m)	Amp/Cbl/Fltr/Pad (dB)	DC Corr (dB)	Corrected Reading (dBuV/m)	Average Limit (dBuV/m)	Margin (dB)	Peak Limit (dBuV/m)	PK Margin (dB)	Azimuth (Degs)	Height (cm)	Polarity
1	* 5.45998	39.75	Pk	35.2	-20.9	0	54.05	-	-	74	-19.95	20	222	V
2	* 5.42605	45.07	Pk	35.1	-20.8	0	59.37	-	-	74	-14.63	20	222	V
5	* 5.45998	33.22	RMS	35.2	-20.9	0.61	48.13	54	-5.87	-	-	20	222	V
6	* 5.45637	33.73	RMS	35.3	-20.9	0.61	48.74	54	-5.26	-	-	20	222	V
4	5.46237	43.26	Pk	35.2	-20.9	0	57.56	-	-	68.2	-10.64	20	222	V
8	5.46681	33.5	RMS	35.3	-20.9	0.61	48.51	-	-	-	-	20	222	V
3	5.46998	40.01	Pk	35.3	-21	0	54.31	-	-	68.2	-13.89	20	222	V
7	5.46998	32.5	RMS	35.3	-21	0.61	47.41	-	-	-	-	20	222	V

* - indicates frequency in CFR47 Pt 15 / IC RSS-Restricted Band
Pk - Peak detector
RMS - RMS detection

UL VERIFICATION SERVICES INC.
47173 Benicia Street, Fremont, CA 94538; USA TEL:(510) 319-4000 FAX:(510) 661-0888
This report shall not be reproduced except in full, without the written approval of UL Verification Services Inc.

BANDEDGE (HIGH CHANNEL)

HORIZONTAL RESULT

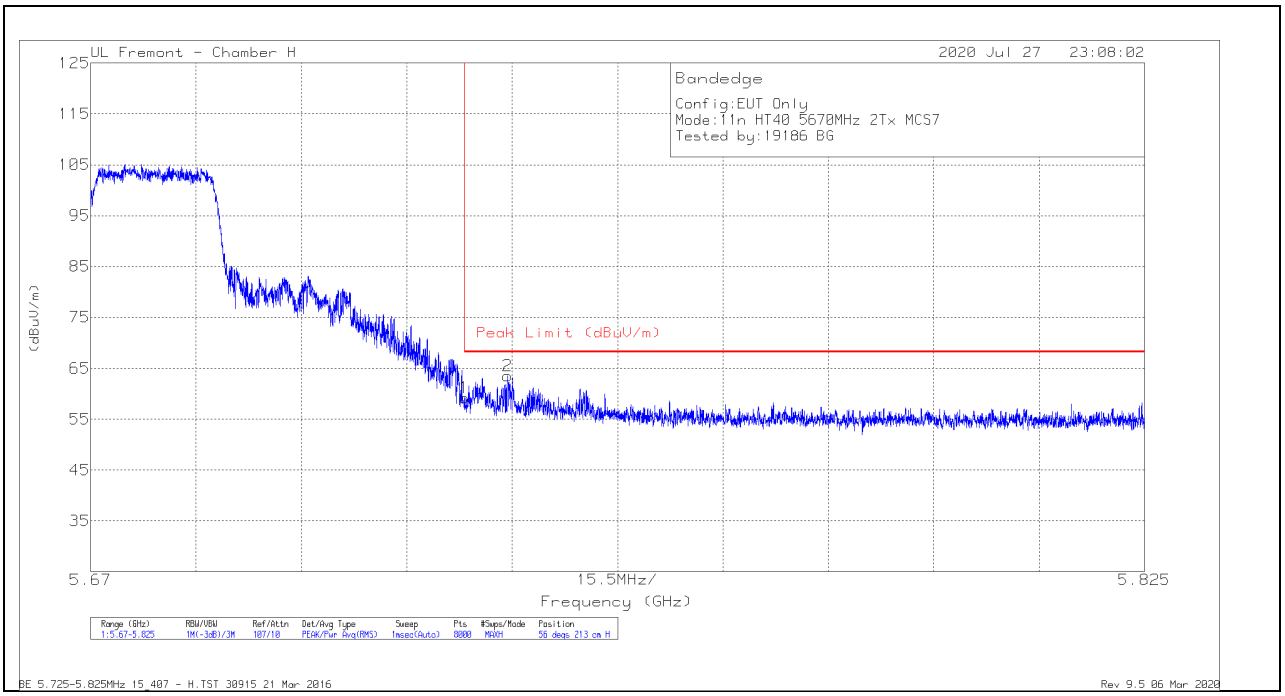

Marker	Frequency (GHz)	Meter Reading (dBuV)	Det	AF T863 (dB/m)	Amp/Cbl/Fltr/Pad (dB)	DC Corr (dB)	Corrected Reading (dBuV/m)	Peak Limit (dBuV/m)	PK Margin (dB)	Azimuth (Degs)	Height (cm)	Polarity
1	5.72501	45.34	Pk	35	-21.1	0	59.24	68.2	-8.96	56	213	H
2	5.73135	49.59	Pk	35	-21.1	0	63.49	68.2	-4.71	56	213	H

Pk - Peak detector

UL VERIFICATION SERVICES INC.
47173 Benicia Street, Fremont, CA 94538; USA TEL:(510) 319-4000 FAX:(510) 661-0888
This report shall not be reproduced except in full, without the written approval of UL Verification Services Inc.

VERTICAL RESULT

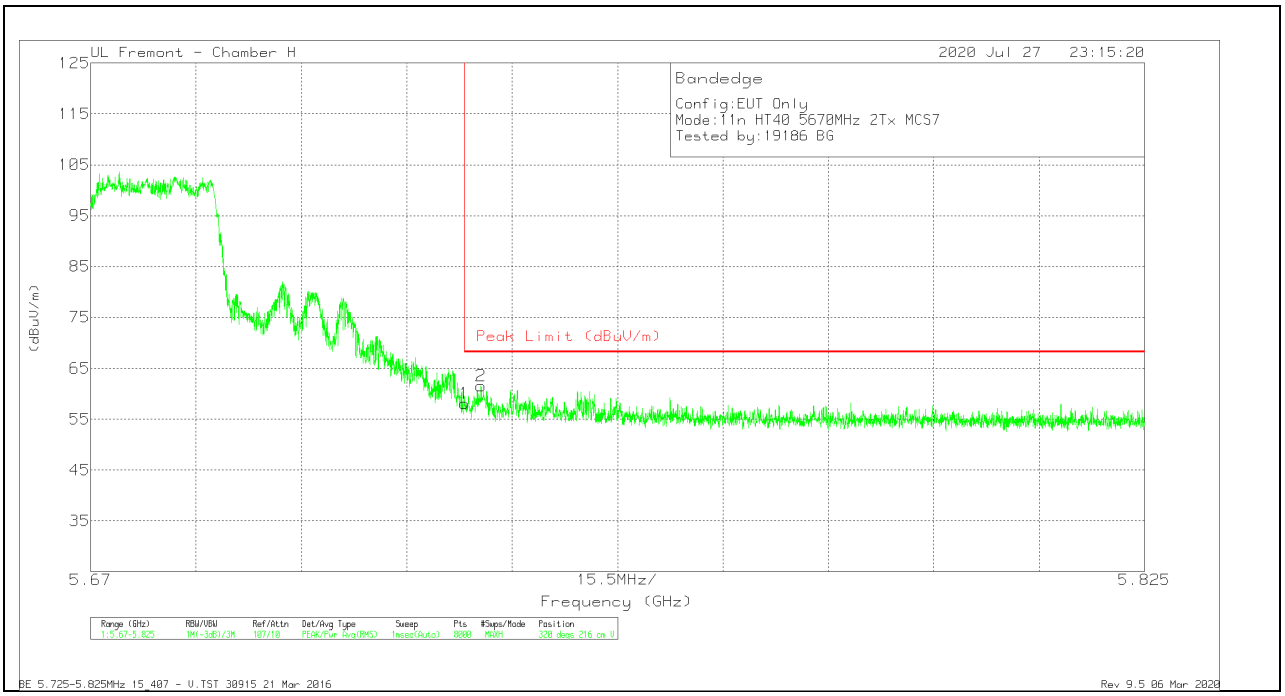

Marker	Frequency (GHz)	Meter Reading (dBuV)	Det	AF T863 (dB/m)	Amp/Cbl/Fltr/Pad (dB)	DC Corr (dB)	Corrected Reading (dBuV/m)	Peak Limit (dBuV/m)	PK Margin (dB)	Azimuth (Degs)	Height (cm)	Polarity
1	5.72501	44.15	Pk	35	-21.1	0	58.05	68.2	-10.15	320	216	V
2	5.72741	47.69	Pk	34.9	-21.1	0	61.49	68.2	-6.71	320	216	V

Pk - Peak detector

UL VERIFICATION SERVICES INC.
47173 Benicia Street, Fremont, CA 94538; USA TEL:(510) 319-4000 FAX:(510) 661-0888
This report shall not be reproduced except in full, without the written approval of UL Verification Services Inc.

HARMONICS AND SPURIOUS EMISSIONS

MID CHANNEL RESULTS

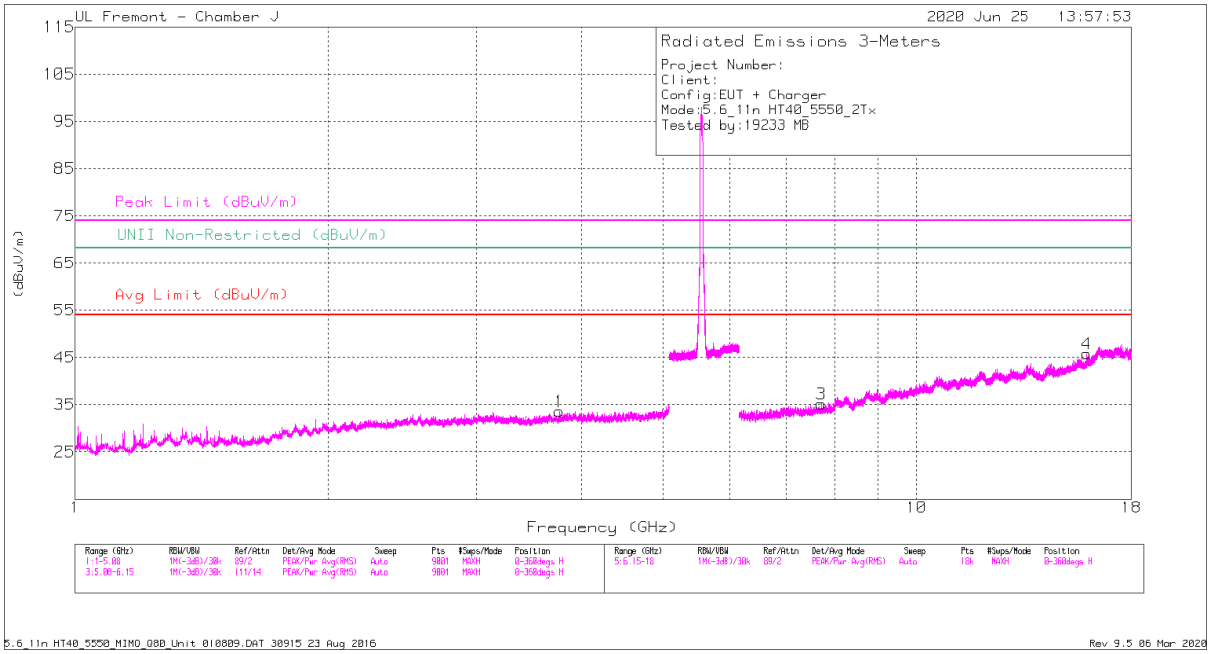

HORIZONTAL

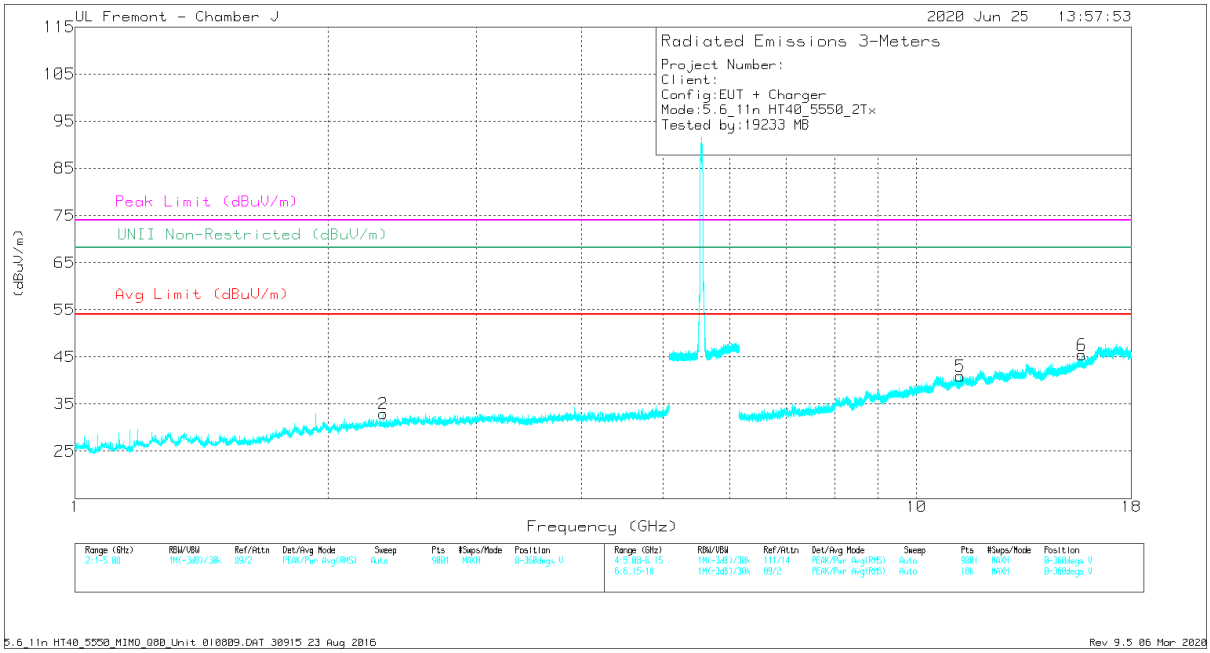

VERTICAL

UL VERIFICATION SERVICES INC.
47173 Benicia Street, Fremont, CA 94538; USA TEL:(510) 319-4000 FAX:(510) 661-0888
This report shall not be reproduced except in full, without the written approval of UL Verification Services Inc.

RADIATED EMISSIONS

Marker	Frequency (GHz)	Meter Reading (dBuV)	Det	AF 344 (dB/m)	Amp/Cbl/Fltr/Pad (dB)	Corrected Reading (dBuV/m)	Avg Limit (dBuV/m)	Margin (dB)	Peak Limit (dBuV/m)	PK Margin (dB)	UNII Non-Restricted (dBuV/m)	PK Margin (dB)	Azimuth (Degs)	Height (cm)	Polarity
1	* 3.76081	37.43	PK-U	33.4	-29	41.83	-	-	74	-32.17	-	-	264	364	H
	* 3.76232	28.01	ADR	33.4	-29.1	32.31	54	-21.69	-	-	-	-	264	364	H
2	* 2.32239	39.62	PK-U	31.7	-30.9	40.42	-	-	74	-33.58	-	-	38	345	V
	* 2.32221	29.17	ADR	31.7	-30.9	29.97	54	-24.03	-	-	-	-	38	345	V
3	* 7.70308	33.67	PK-U	35.7	-23.4	45.97	-	-	74	-28.03	-	-	203	350	H
	* 7.70078	22.9	ADR	35.8	-23.4	35.3	54	-18.7	-	-	-	-	203	350	H
4	* 15.92657	29.74	PK-U	41	-18.9	51.84	-	-	74	-22.16	-	-	32	338	H
	* 15.92371	19.5	ADR	41	-18.9	41.6	54	-12.4	-	-	-	-	32	338	H
5	* 11.27627	30.22	PK-U	38	-19.1	49.12	-	-	74	-24.88	-	-	246	345	V
	* 11.27442	20.15	ADR	38	-19.2	38.95	54	-15.05	-	-	-	-	246	345	V
6	* 15.71599	30.73	PK-U	40.8	-19.7	51.83	-	-	74	-22.17	-	-	151	195	V
	* 15.71667	20.4	ADR	40.8	-19.7	41.5	54	-12.5	-	-	-	-	151	195	V

* - indicates frequency in CFR47 Pt 15 / IC RSS-Restricted Band
PK-U - U-NII: Maximum Peak
ADR - U-NII AD primary method, RMS average

UL VERIFICATION SERVICES INC.
47173 Benicia Street, Fremont, CA 94538; USA TEL:(510) 319-4000 FAX:(510) 661-0888
This report shall not be reproduced except in full, without the written approval of UL Verification Services Inc.

1.1.15. TX ABOVE 1 GHz 802.11ac VHT80 MODE IN THE 5.6 GHz BAND

1TX Antenna 5 MODE, MCS 9

BANDEDGE (LOW CHANNEL)

HORIZONTAL RESULT

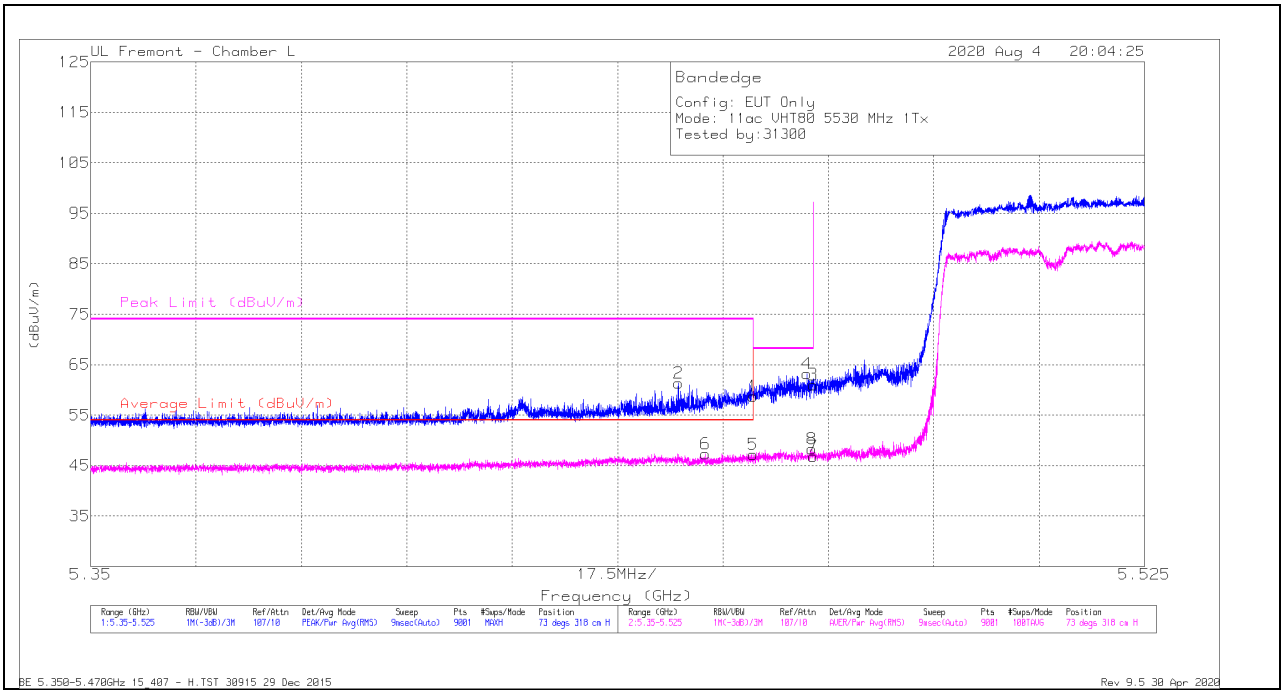

Marker	Frequency (GHz)	Meter Reading (dBuV)	Det	AF 344 (dB/m)	Amp/Cbl/Fltr/Pad (dB)	DC Corr (dB)	Corrected Reading (dBuV/m)	Average Limit (dBuV/m)	Margin (dB)	Peak Limit (dBuV/m)	PK Margin (dB)	Azimuth (Degs)	Height (cm)	Polarity
1	* 5.45999	40.98	Pk	34.6	-16.9	0	58.68	-	-	74	-15.32	73	318	H
2	* 5.44763	43.6	Pk	34.6	-16.9	0	61.3	-	-	74	-12.7	73	318	H
3	5.46999	43.33	Pk	34.6	-16.9	0	61.03	-	-	68.2	-7.17	73	318	H
4	5.46894	45.54	Pk	34.6	-16.9	0	63.24	-	-	68.2	-4.96	73	318	H
5	* 5.45999	28.44	RMS	34.6	-16.9	1.06	47.2	54	-6.8	-	-	73	318	H
6	* 5.45208	28.56	RMS	34.6	-16.9	1.06	47.32	54	-6.68	-	-	73	318	H
7	5.46999	28.09	RMS	34.6	-16.9	1.06	46.85	-	-	-	-	73	318	H
8	5.46976	29.48	RMS	34.6	-16.9	1.06	48.24	-	-	-	-	73	318	H

* - indicates frequency in CFR47 Pt 15 / IC RSS-Restricted Band
Pk - Peak detector
RMS - RMS detection

UL VERIFICATION SERVICES INC.
47173 Benicia Street, Fremont, CA 94538; USA TEL:(510) 319-4000 FAX:(510) 661-0888
This report shall not be reproduced except in full, without the written approval of UL Verification Services Inc.

VERTICAL RESULT

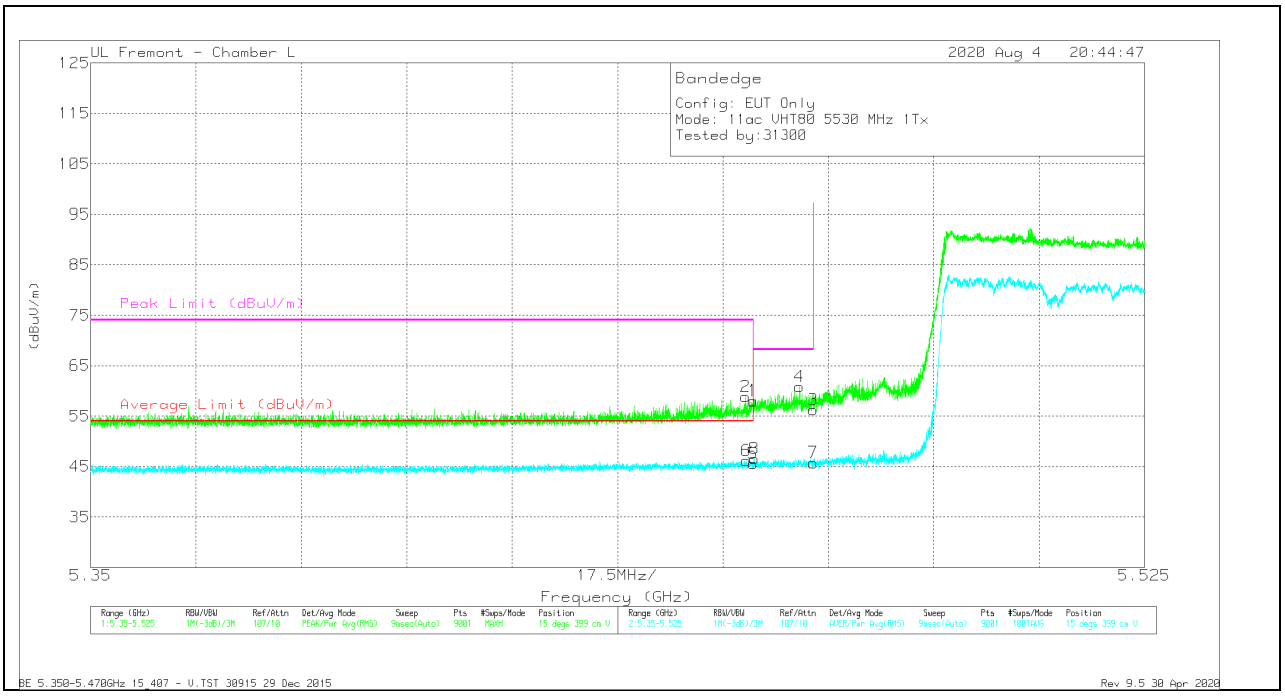

Marker	Frequency (GHz)	Meter Reading (dBuV)	Det	AF 344 (dB/m)	Amp/Cbl/Fltr/Pad (dB)	DC Corr (dB)	Corrected Reading (dBuV/m)	Average Limit (dBuV/m)	Margin (dB)	Peak Limit (dBuV/m)	PK Margin (dB)	Azimuth (Degs)	Height (cm)	Polarity
1	* 5.45999	40.35	Pk	34.6	-16.9	0	58.05	-	-	74	-15.95	15	399	V
2	* 5.45873	41.2	Pk	34.6	-16.9	0	58.9	-	-	74	-15.1	15	399	V
3	5.46999	38.57	Pk	34.6	-16.9	0	56.27	-	-	68.2	-11.93	15	399	V
4	5.46773	43.1	Pk	34.6	-16.9	0	60.8	-	-	68.2	-7.4	15	399	V
5	* 5.45999	26.81	RMS	34.6	-16.9	1.06	45.57	54	-8.43	-	-	15	399	V
6	* 5.45885	27.38	RMS	34.6	-16.9	1.06	46.14	54	-7.86	-	-	15	399	V
7	5.46999	26.99	RMS	34.6	-16.9	1.06	45.75	-	-	-	-	15	399	V
8	5.46019	27.82	RMS	34.6	-16.9	1.06	46.58	-	-	-	-	15	399	V

* - indicates frequency in CFR47 Pt 15 / IC RSS-Restricted Band
Pk - Peak detector
RMS - RMS detection

UL VERIFICATION SERVICES INC.
47173 Benicia Street, Fremont, CA 94538; USA TEL:(510) 319-4000 FAX:(510) 661-0888
This report shall not be reproduced except in full, without the written approval of UL Verification Services Inc.

1TX Antenna 6 MODE, MCS 9

BANDEDGE (LOW CHANNEL)

HORIZONTAL RESULT

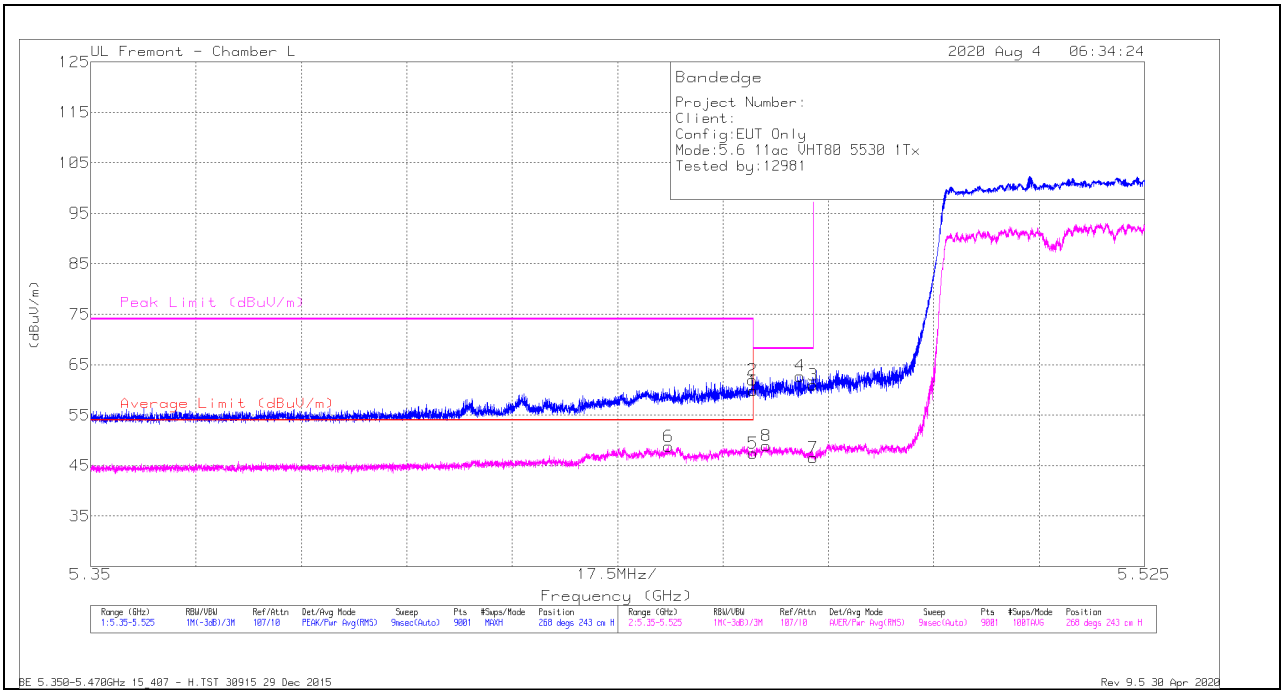

Marker	Frequency (GHz)	Meter Reading (dBuV)	Det	AF 344 (dB/m)	Amp/Cbl/Fltr/Pad (dB)	DC Corr (dB)	Corrected Reading (dBuV/m)	Average Limit (dBuV/m)	Margin (dB)	Peak Limit (dBuV/m)	PK Margin (dB)	Azimuth (Degs)	Height (cm)	Polarity
1	* 5.45999	42.14	Pk	34.6	-16.9	0	59.84	-	-	74	-14.16	268	243	H
2	* 5.45994	44.26	Pk	34.6	-16.9	0	61.96	-	-	74	-12.04	268	243	H
3	5.46999	43.31	Pk	34.6	-16.9	0	61.01	-	-	68.2	-7.19	268	243	H
4	5.46779	45.07	Pk	34.6	-16.9	0	62.77	-	-	68.2	-5.43	268	243	H
5	* 5.45999	28.71	RMS	34.6	-16.9	1.06	47.47	54	-6.53	-	-	268	243	H
6	* 5.44592	30.07	RMS	34.6	-16.9	1.06	48.83	54	-5.17	-	-	268	243	H
7	5.46999	27.74	RMS	34.6	-16.9	1.06	46.50	-	-	-	-	268	243	H
8	5.46219	30.12	RMS	34.6	-16.9	1.06	48.88	-	-	-	-	268	243	H

* - indicates frequency in CFR47 Pt 15 / IC RSS-Restricted Band
Pk - Peak detector
RMS - RMS detection

UL VERIFICATION SERVICES INC.
47173 Benicia Street, Fremont, CA 94538; USA TEL:(510) 319-4000 FAX:(510) 661-0888
This report shall not be reproduced except in full, without the written approval of UL Verification Services Inc.

VERTICAL RESULT

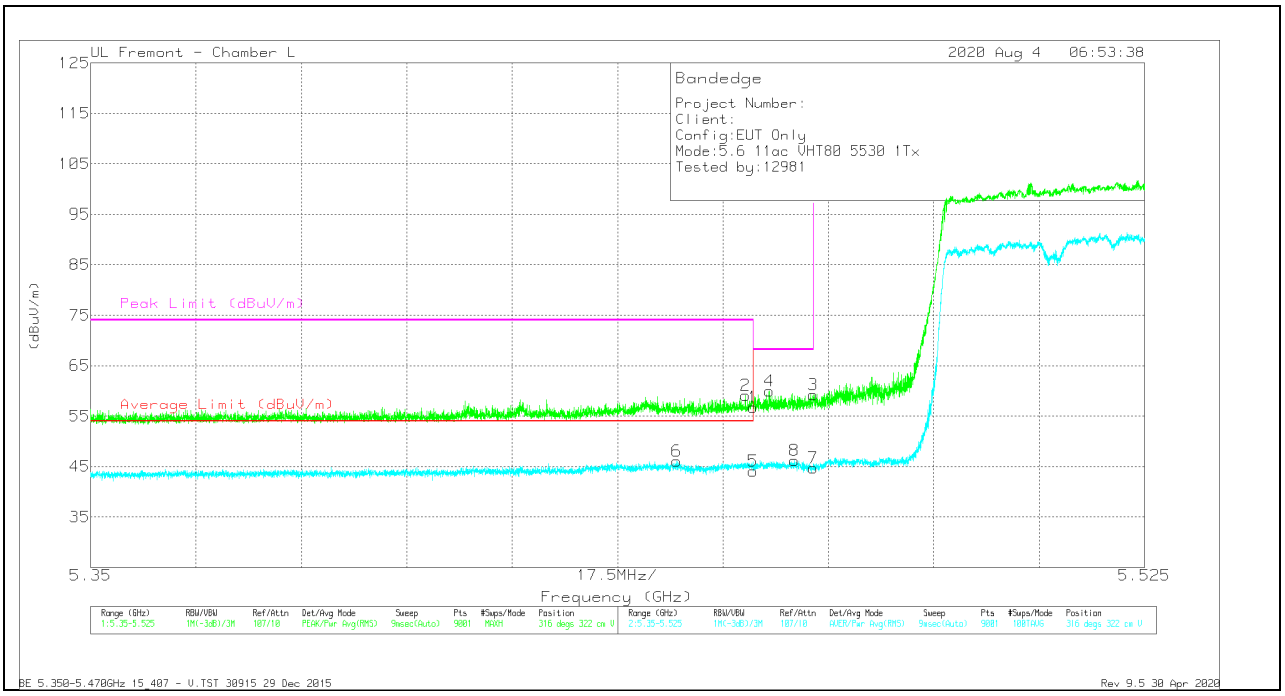

Marker	Frequency (GHz)	Meter Reading (dBuV)	Det	AF 344 (dB/m)	Amp/Cbl/Fltr/Pad (dB)	DC Corr (dB)	Corrected Reading (dBuV/m)	Average Limit (dBuV/m)	Margin (dB)	Peak Limit (dBuV/m)	PK Margin (dB)	Azimuth (Degs)	Height (cm)	Polarity
1	* 5.45999	39.03	Pk	34.6	-16.9	0	56.73	-	-	74	-17.27	316	322	V
2	* 5.45873	41.38	Pk	34.6	-16.9	0	59.08	-	-	74	-14.92	316	322	V
3	5.46999	41.54	Pk	34.6	-16.9	0	59.24	-	-	68.2	-8.96	316	322	V
4	5.46266	42.24	Pk	34.6	-16.9	0	59.94	-	-	68.2	-8.26	316	322	V
5	* 5.45999	26.43	RMS	34.6	-16.9	1.06	45.19	54	-8.81	-	-	316	322	V
6	* 5.44732	28.35	RMS	34.6	-16.9	1.06	47.11	54	-6.89	-	-	316	322	V
7	5.46999	26.98	RMS	34.6	-16.9	1.06	45.74	-	-	-	-	316	322	V
8	5.46682	28.49	RMS	34.6	-16.9	1.06	47.25	-	-	-	-	316	322	V

* - indicates frequency in CFR47 Pt 15 / IC RSS-Restricted Band
Pk - Peak detector
RMS - RMS detection

UL VERIFICATION SERVICES INC.
47173 Benicia Street, Fremont, CA 94538; USA TEL:(510) 319-4000 FAX:(510) 661-0888
This report shall not be reproduced except in full, without the written approval of UL Verification Services Inc.

2TX Antenna 5 + Antenna 6 CDD MODE

BANDEDGE (LOW CHANNEL)

HORIZONTAL RESULT

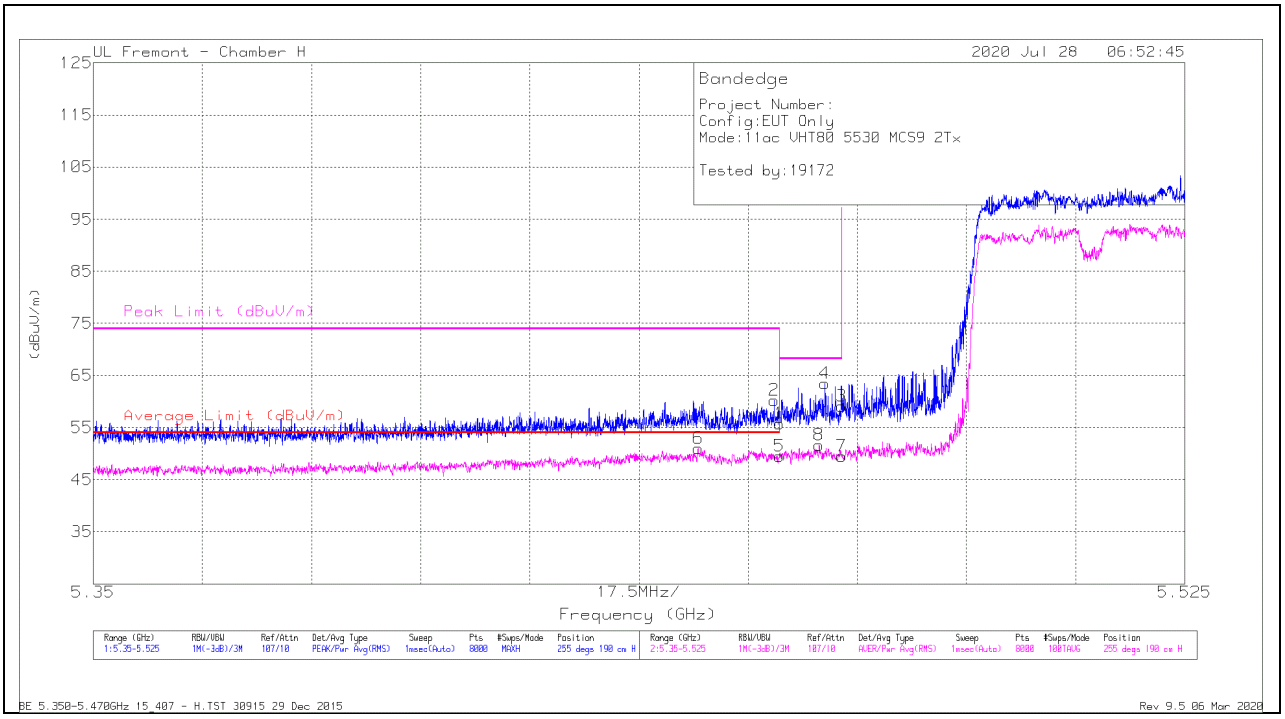

Marker	Frequency (GHz)	Meter Reading (dBuV)	Det	AF T863 (dB/m)	Amp/Cbl/Fltr/Pad (dB)	DC Corr (dB)	Corrected Reading (dBuV/m)	Average Limit (dBuV/m)	Margin (dB)	Peak Limit (dBuV/m)	PK Margin (dB)	Azimuth (Degs)	Height (cm)	Polarity
1	* 5.45998	41.41	Pk	35.2	-20.9	0	55.71	-	-	74	-18.29	255	190	H
2	* 5.45917	45.84	Pk	35.3	-20.9	0	60.24	-	-	74	-13.76	255	190	H
5	* 5.45998	33.9	RMS	35.2	-20.9	1.29	49.49	54	-4.51	-	-	255	190	H
6	* 5.44699	35.46	RMS	35.1	-20.8	1.29	51.05	54	-2.95	-	-	255	190	H
8	5.46639	36.05	RMS	35.2	-20.9	1.29	51.64	-	-	-	-	255	190	H
4	5.46731	49.07	Pk	35.3	-20.9	0	63.47	-	-	68.2	-4.73	255	190	H
3	5.46998	44.83	Pk	35.3	-21	0	59.13	-	-	68.2	-9.07	255	190	H
7	5.46998	33.93	RMS	35.3	-21	1.29	49.52	-	-	-	-	255	190	H

* - indicates frequency in CFR47 Pt 15 / IC RSS-Restricted Band
Pk - Peak detector
RMS - RMS detection

UL VERIFICATION SERVICES INC.
47173 Benicia Street, Fremont, CA 94538; USA TEL:(510) 319-4000 FAX:(510) 661-0888
This report shall not be reproduced except in full, without the written approval of UL Verification Services Inc.

VERTICAL RESULT

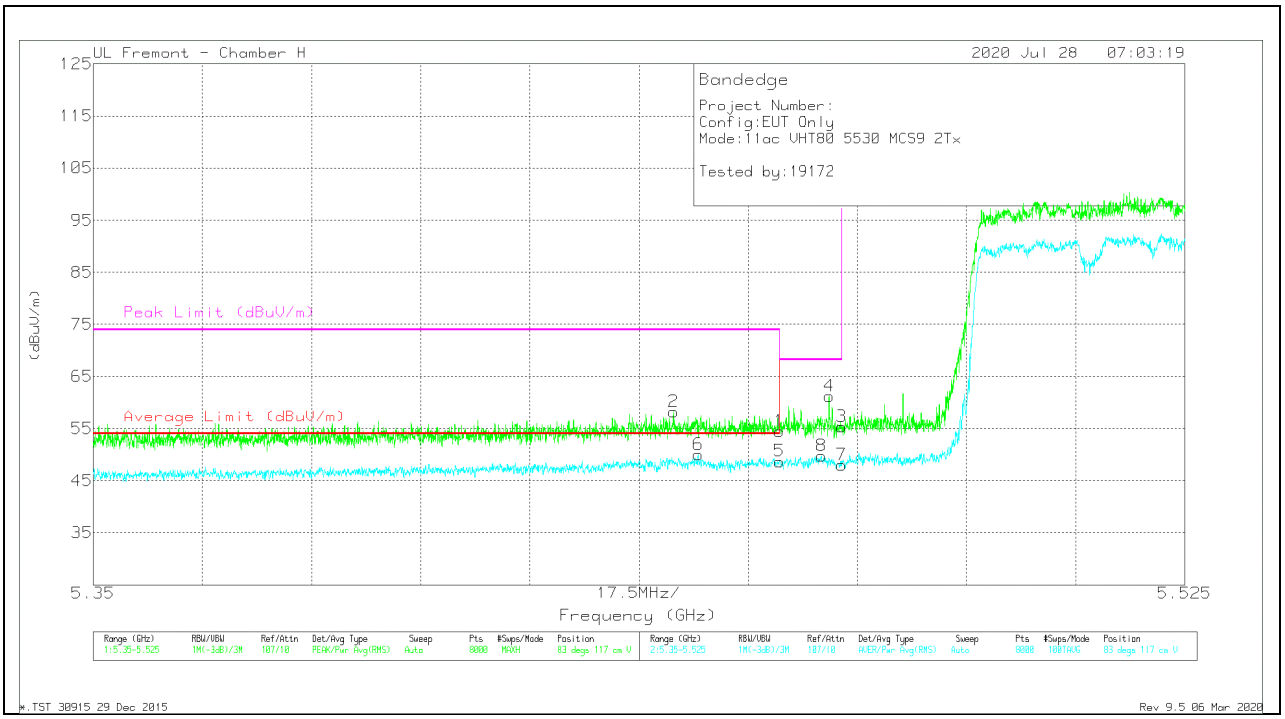

Marker	Frequency (GHz)	Meter Reading (dBuV)	Det	AF T863 (dB/m)	Amp/Cbl/Fltr/Pad (dB)	DC Corr (dB)	Corrected Reading (dBuV/m)	Average Limit (dBuV/m)	Margin (dB)	Peak Limit (dBuV/m)	PK Margin (dB)	Azimuth (Degs)	Height (cm)	Polarity
1	* 5.45998	40.24	Pk	35.2	-20.9	0	54.54	-	-	74	-19.46	83	117	V
2	* 5.44303	44.07	Pk	35.1	-20.9	0	58.27	-	-	74	-15.73	83	117	V
5	* 5.45998	33.11	RMS	35.2	-20.9	1.29	48.7	54	-5.3	-	-	83	117	V
6	* 5.44699	34.41	RMS	35.1	-20.8	1.29	50	54	-4	-	-	83	117	V
8	5.46674	34.21	RMS	35.2	-20.9	1.29	49.8	-	-	-	-	83	117	V
4	5.46797	46.86	Pk	35.3	-20.9	0	61.26	-	-	68.2	-6.94	83	117	V
3	5.46998	41.09	Pk	35.3	-21	0	55.39	-	-	68.2	-12.81	83	117	V
7	5.46998	32.38	RMS	35.3	-21	1.29	47.97	-	-	-	-	83	117	V

* - indicates frequency in CFR47 Pt 15 / IC RSS-Restricted Band
Pk - Peak detector
RMS - RMS detection

UL VERIFICATION SERVICES INC.
47173 Benicia Street, Fremont, CA 94538; USA TEL:(510) 319-4000 FAX:(510) 661-0888
This report shall not be reproduced except in full, without the written approval of UL Verification Services Inc.

HARMONICS AND SPURIOUS EMISSIONS

LOW CHANNEL RESULTS

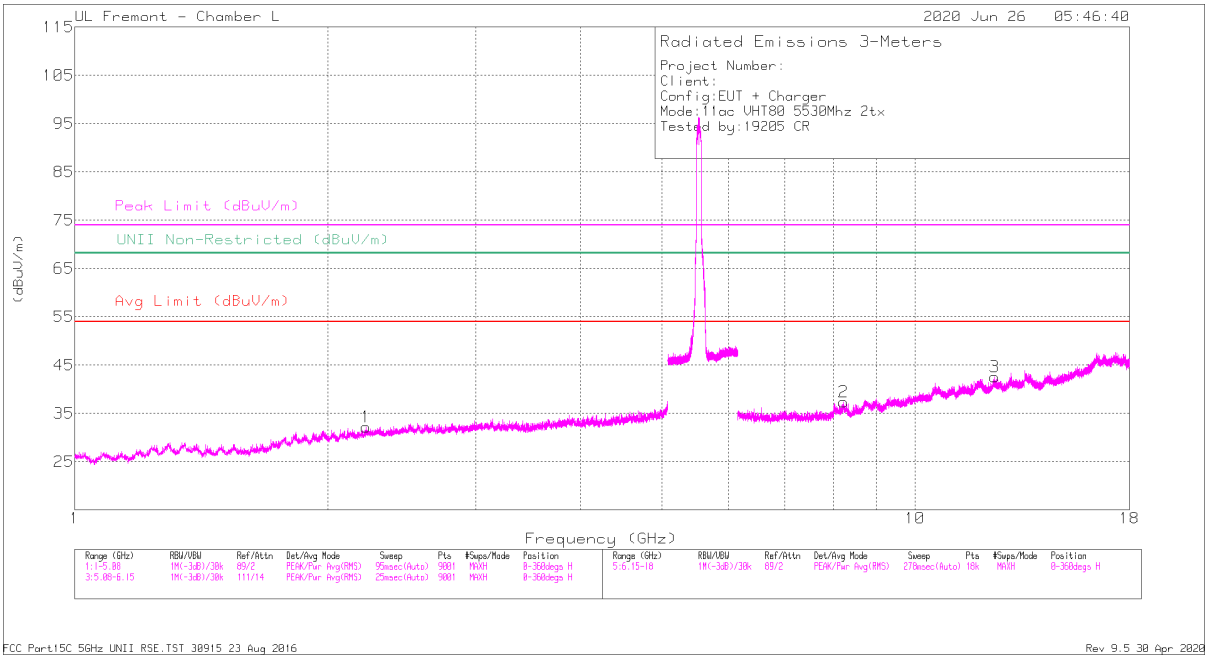

HORIZONTAL

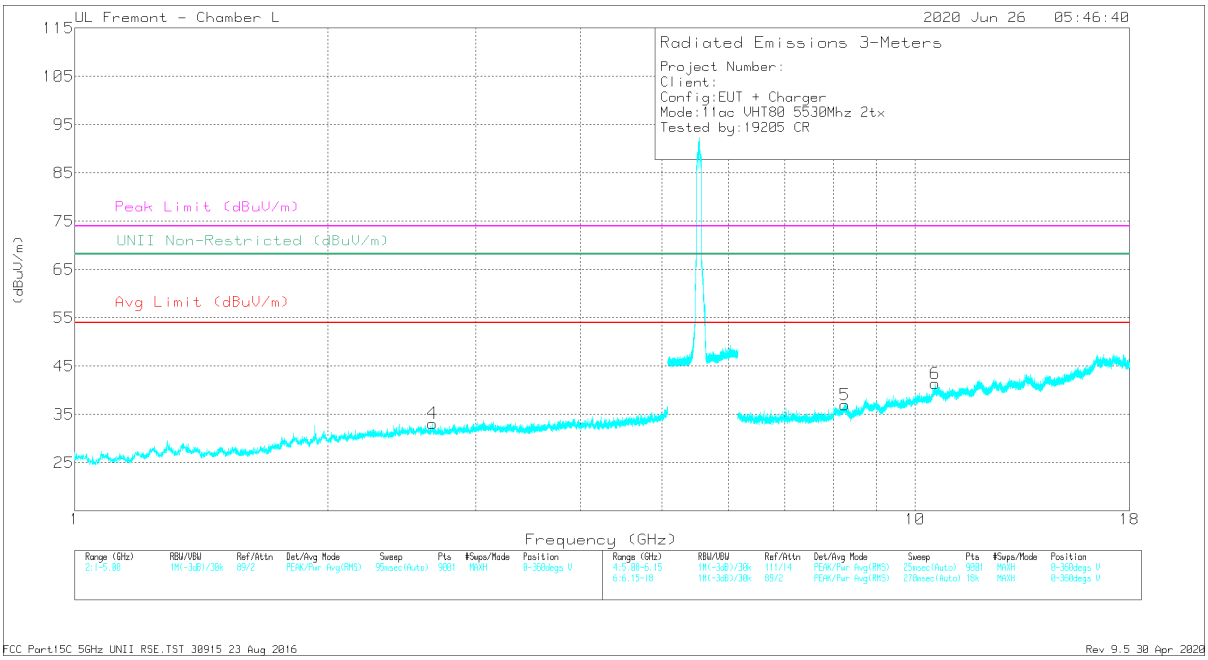

VERTICAL

UL VERIFICATION SERVICES INC.
47173 Benicia Street, Fremont, CA 94538; USA TEL:(510) 319-4000 FAX:(510) 661-0888
This report shall not be reproduced except in full, without the written approval of UL Verification Services Inc.

RADIATED EMISSIONS

Marker	Frequency (GHz)	Meter Reading (dBuV)	Det	AF 344 (dB/m)	Amp/Cbl /Fltr/Pad (dB)	DC Corr (dB)	Corrected Reading (dBuV/m)	Avg Limit (dBuV/m)	Margin (dB)	Peak Limit (dBuV/m)	PK Margin (dB)	UNII Non-Restricted (dBuV/m)	PK Margin (dB)	Azimuth (Degs)	Height (cm)	Polarity
1	* 2.22111	40.05	PK-U	31.7	-31.3	0	40.45	-	-	74	-33.55	-	-	338	331	H
	* 2.2225	29.64	ADR	31.7	-31.3	.19	30.23	54	-23.77	-	-	-	-	338	331	H
4	* 2.66355	39.25	PK-U	32.4	-30.3	0	41.35	-	-	74	-32.65	-	-	0	380	V
	* 2.66355	28.84	ADR	32.4	-30.3	.19	31.13	54	-22.87	-	-	-	-	0	380	V
2	* 8.22757	31.93	PK-U	35.8	-21.5	0	46.23	-	-	74	-27.77	-	-	294	352	H
	* 8.22361	22.08	ADR	35.8	-21.6	.19	36.47	54	-17.53	-	-	-	-	294	352	H
3	* 12.45248	30.85	PK-U	39	-19.6	0	50.25	-	-	74	-23.75	-	-	226	353	H
	* 12.45165	20.52	ADR	39	-19.6	.19	40.11	54	-13.89	-	-	-	-	226	353	H
5	* 8.25325	32.4	PK-U	35.8	-21.5	0	46.7	-	-	74	-27.3	-	-	94	355	V
	* 8.25442	21.99	ADR	35.8	-21.5	.19	36.48	54	-17.52	-	-	-	-	94	355	V
6	10.56861	30.98	PK-U	37.9	-19.3	0	49.58	-	-	-	-	68.2	-18.62	93	353	V
	10.57049	21.26	ADR	37.9	-19.4	.19	39.95	-	-	-	-	-	-	93	353	V

* - indicates frequency in CFR47 Pt 15 / IC RSS-Restricted Band
PK-U - U-NII: Maximum Peak
ADR - U-NII AD primary method, RMS average

UL VERIFICATION SERVICES INC.
47173 Benicia Street, Fremont, CA 94538; USA TEL:(510) 319-4000 FAX:(510) 661-0888
This report shall not be reproduced except in full, without the written approval of UL Verification Services Inc.

1.1.16. TX ABOVE 1 GHz 802.11ax HE20 MODE IN THE 5.6 GHz BAND

1TX Antenna 5 MODE – 242 Tones, RU Index 61

BANDEDGE (LOW CHANNEL)

HORIZONTAL RESULT

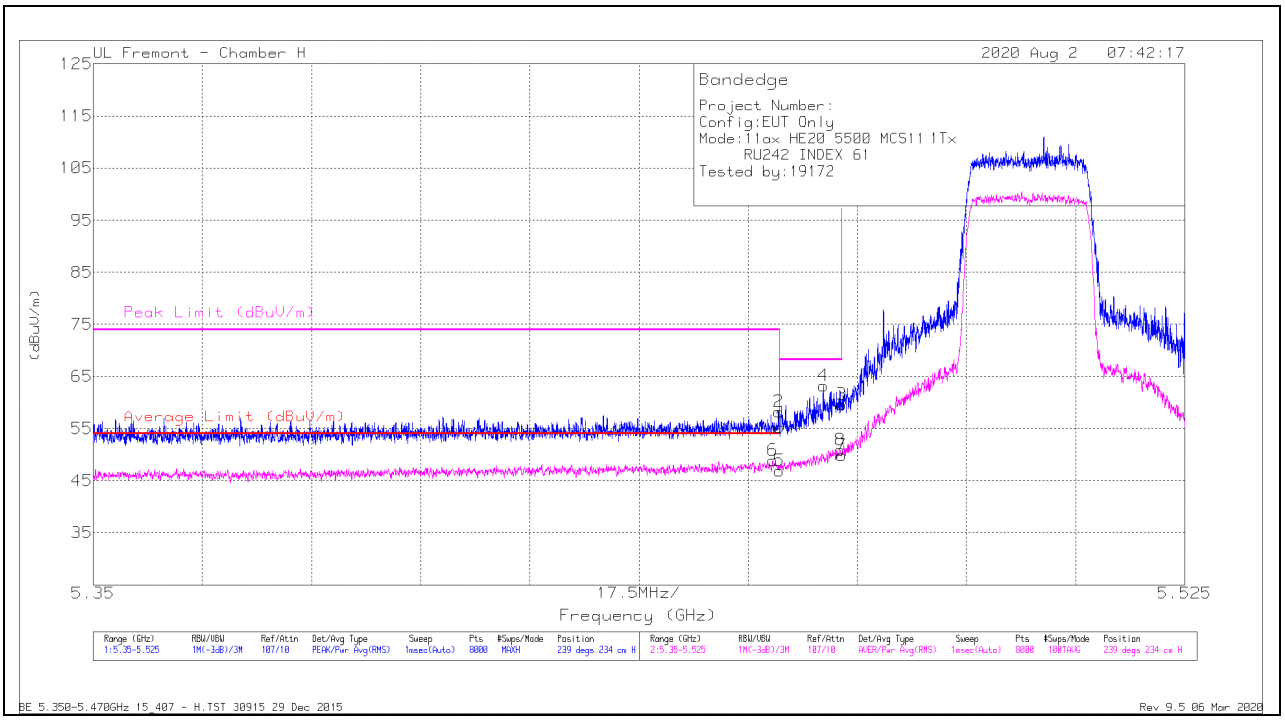

Marker	Frequency (GHz)	Meter Reading (dBuV)	Det	AF T863 (dB/m)	Amp/Cbl/Fltr/Pad (dB)	DC Corr (dB)	Corrected Reading (dBuV/m)	Average Limit (dBuV/m)	Margin (dB)	Peak Limit (dBuV/m)	PK Margin (dB)	Azimuth (Degs)	Height (cm)	Polarity
1	* 5.45998	40.93	Pk	35.2	-20.9	0	55.23	-	-	74	-18.77	239	234	H
2	* 5.45994	43.89	Pk	35.2	-20.9	0	58.19	-	-	74	-15.81	239	234	H
5	* 5.45998	32.14	RMS	35.2	-20.9	0	46.44	54	-7.56	-	-	239	234	H
6	* 5.45893	34.02	RMS	35.3	-20.9	0	48.42	54	-5.58	-	-	239	234	H
4	5.46705	48.77	Pk	35.3	-20.9	0	63.17	-	-	68.2	-5.03	239	234	H
8	5.4698	36.12	RMS	35.3	-21	0	50.42	-	-	-	-	239	234	H
3	5.46998	45.34	Pk	35.3	-21	0	59.64	-	-	68.2	-8.56	239	234	H
7	5.46998	35.1	RMS	35.3	-21	0	49.4	-	-	-	-	239	234	H

* - indicates frequency in CFR47 Pt 15 / IC RSS-Restricted Band
Pk - Peak detector
RMS - RMS detection

UL VERIFICATION SERVICES INC.
47173 Benicia Street, Fremont, CA 94538; USA TEL:(510) 319-4000 FAX:(510) 661-0888
This report shall not be reproduced except in full, without the written approval of UL Verification Services Inc.

VERTICAL RESULT

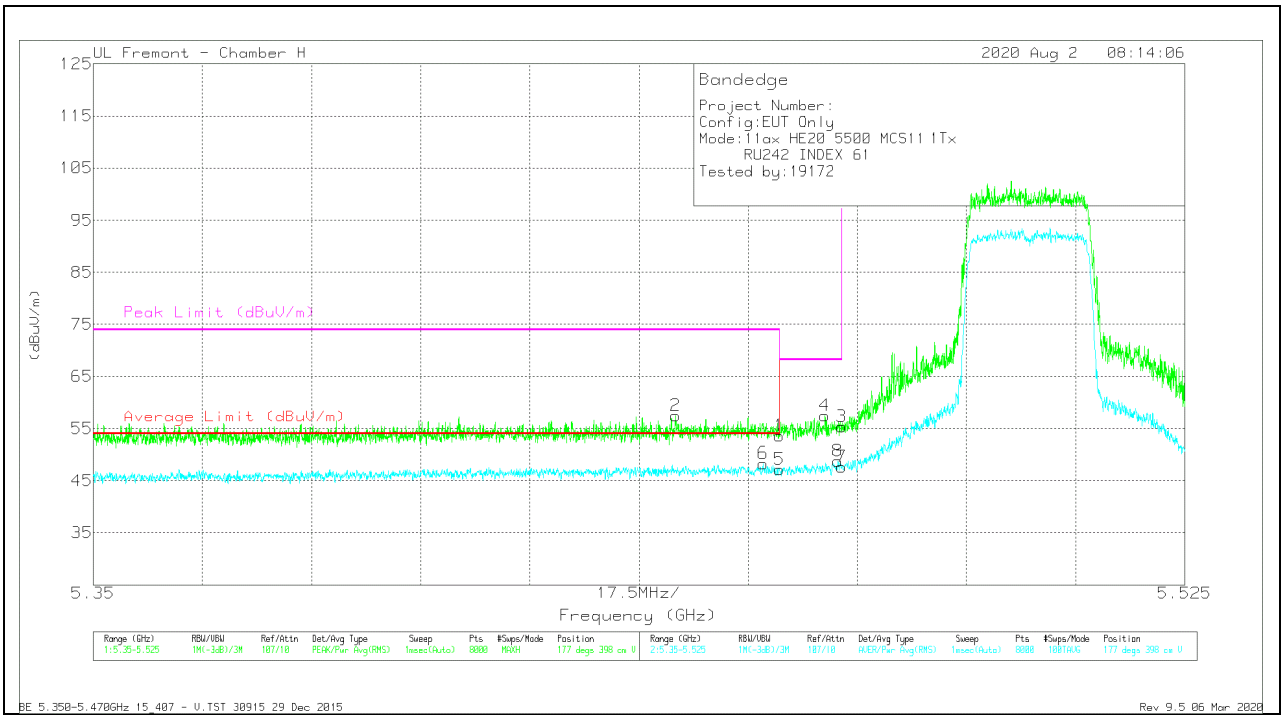

Marker	Frequency (GHz)	Meter Reading (dBuV)	Det	AF T863 (dB/m)	Amp/Cbl/Fltr/Pad (dB)	DC Corr (dB)	Corrected Reading (dBuV/m)	Average Limit (dBuV/m)	Margin (dB)	Peak Limit (dBuV/m)	PK Margin (dB)	Azimuth (Degs)	Height (cm)	Polarity
1	* 5.45998	39.27	Pk	35.2	-20.9	0	53.57	-	-	74	-20.43	177	398	V
2	* 5.44335	43.13	Pk	35.1	-20.8	0	57.43	-	-	74	-16.57	177	398	V
5	* 5.45998	32.37	RMS	35.2	-20.9	0	46.67	54	-7.33	-	-	177	398	V
6	* 5.45738	33.46	RMS	35.3	-20.9	0	47.86	54	-6.14	-	-	177	398	V
4	5.46731	43.11	Pk	35.3	-20.9	0	57.51	-	-	68.2	-10.69	177	398	V
8	5.46939	34.03	RMS	35.3	-21	0	48.33	-	-	-	-	177	398	V
3	5.46998	41.06	Pk	35.3	-21	0	55.36	-	-	68.2	-12.84	177	398	V
7	5.46998	32.84	RMS	35.3	-21	0	47.14	-	-	-	-	177	398	V

* - indicates frequency in CFR47 Pt 15 / IC RSS-Restricted Band
Pk - Peak detector
RMS - RMS detection

UL VERIFICATION SERVICES INC.
47173 Benicia Street, Fremont, CA 94538; USA TEL:(510) 319-4000 FAX:(510) 661-0888
This report shall not be reproduced except in full, without the written approval of UL Verification Services Inc.

1TX Antenna 5 MODE – 242 Tones, RU Index 61

BANDEDGE (HIGH CHANNEL)

HORIZONTAL RESULT

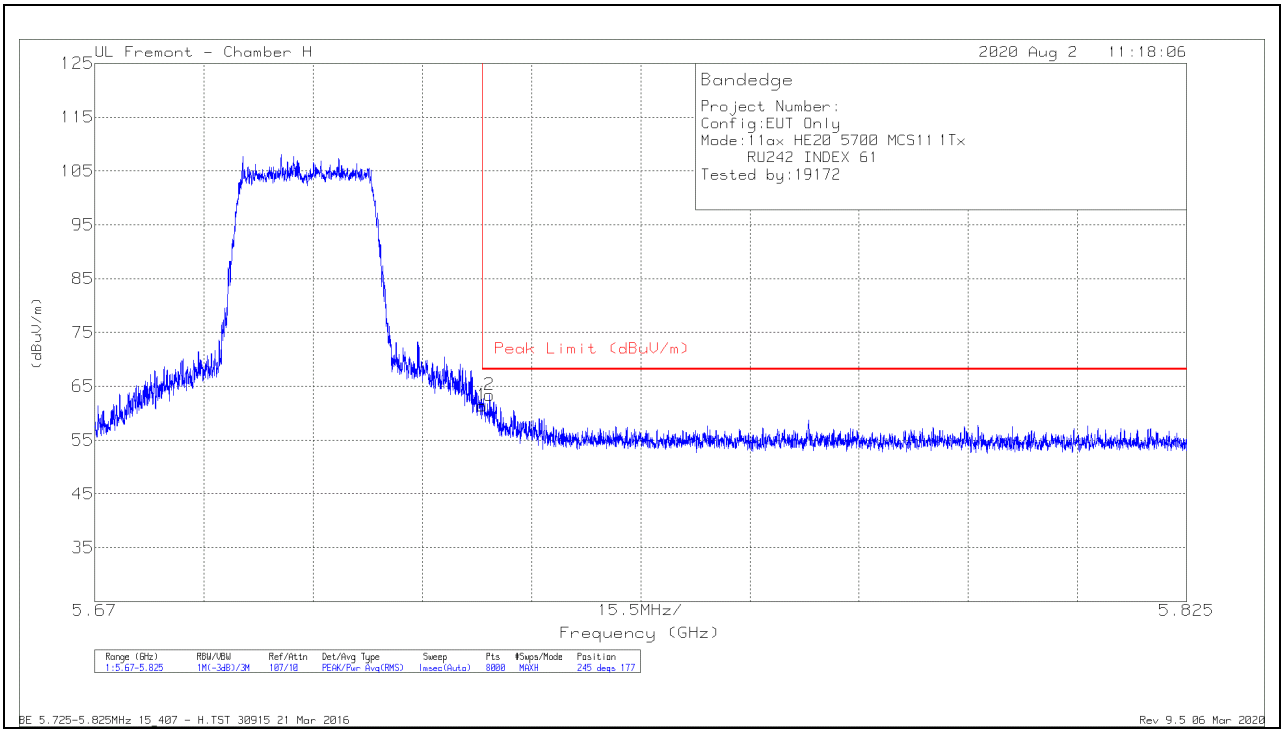

Marker	Frequency (GHz)	Meter Reading (dBuV)	Det	AF T863 (dB/m)	Amp/Cbl/Fltr/Pad (dB)	DC Corr (dB)	Corrected Reading (dBuV/m)	Peak Limit (dBuV/m)	PK Margin (dB)	Azimuth (Degs)	Height (cm)	Polarity
1	5.72501	47.49	Pk	35	-21.1	0	61.39	68.2	-6.81	245	177	H
2	5.72604	49.59	Pk	34.9	-21.1	0	63.39	68.2	-4.81	245	177	H

Pk - Peak detector

UL VERIFICATION SERVICES INC.
47173 Benicia Street, Fremont, CA 94538; USA TEL:(510) 319-4000 FAX:(510) 661-0888
This report shall not be reproduced except in full, without the written approval of UL Verification Services Inc.

VERTICAL RESULT

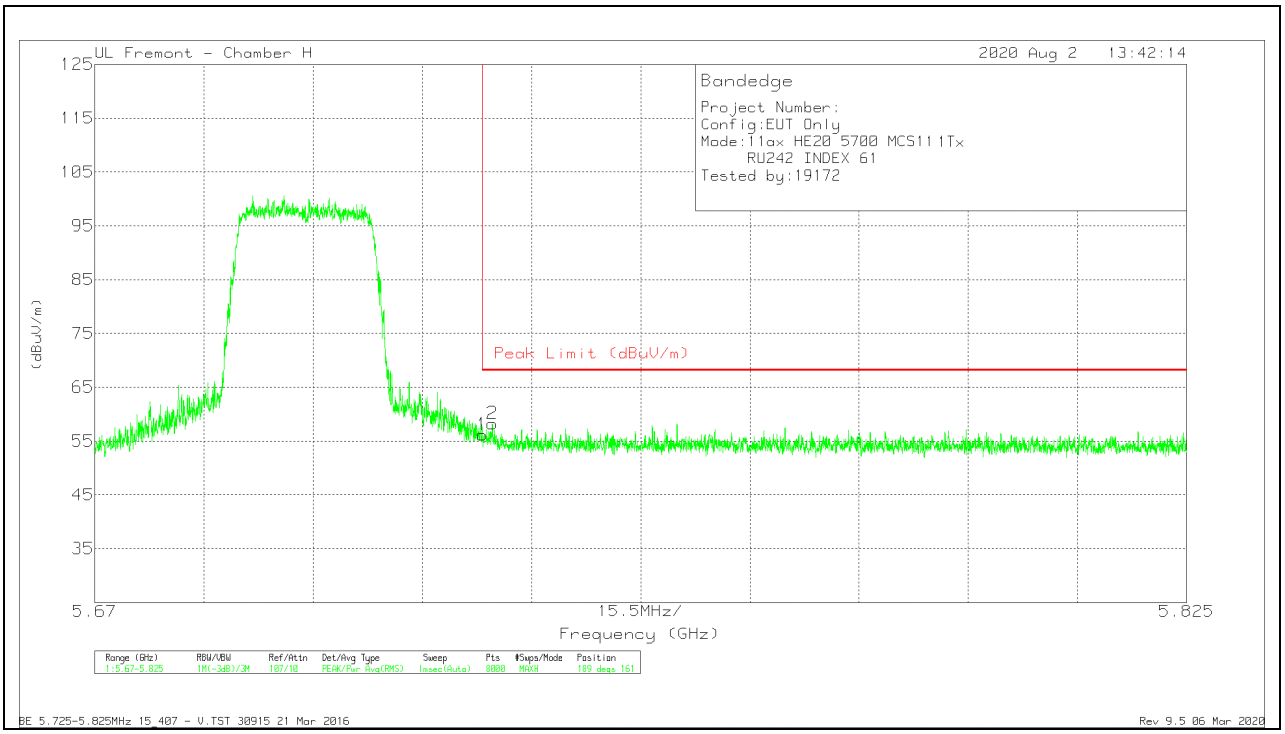

Marker	Frequency (GHz)	Meter Reading (dBuV)	Det	AF T863 (dB/m)	Amp/Cbl/Fltr/Pad (dB)	DC Corr (dB)	Corrected Reading (dBuV/m)	Peak Limit (dBuV/m)	PK Margin (dB)	Azimuth (Degs)	Height (cm)	Polarity
1	5.72501	42.28	Pk	35	-21.1	0	56.18	68.2	-12.02	189	161	V
2	5.72645	44.44	Pk	34.9	-21.1	0	58.24	68.2	-9.96	189	161	V

Pk - Peak detector

UL VERIFICATION SERVICES INC.
47173 Benicia Street, Fremont, CA 94538; USA TEL:(510) 319-4000 FAX:(510) 661-0888
This report shall not be reproduced except in full, without the written approval of UL Verification Services Inc.

1TX Antenna 5 MODE – 26 Tones, RU Index 0

BANDEDGE (LOW CHANNEL)

HORIZONTAL RESULT

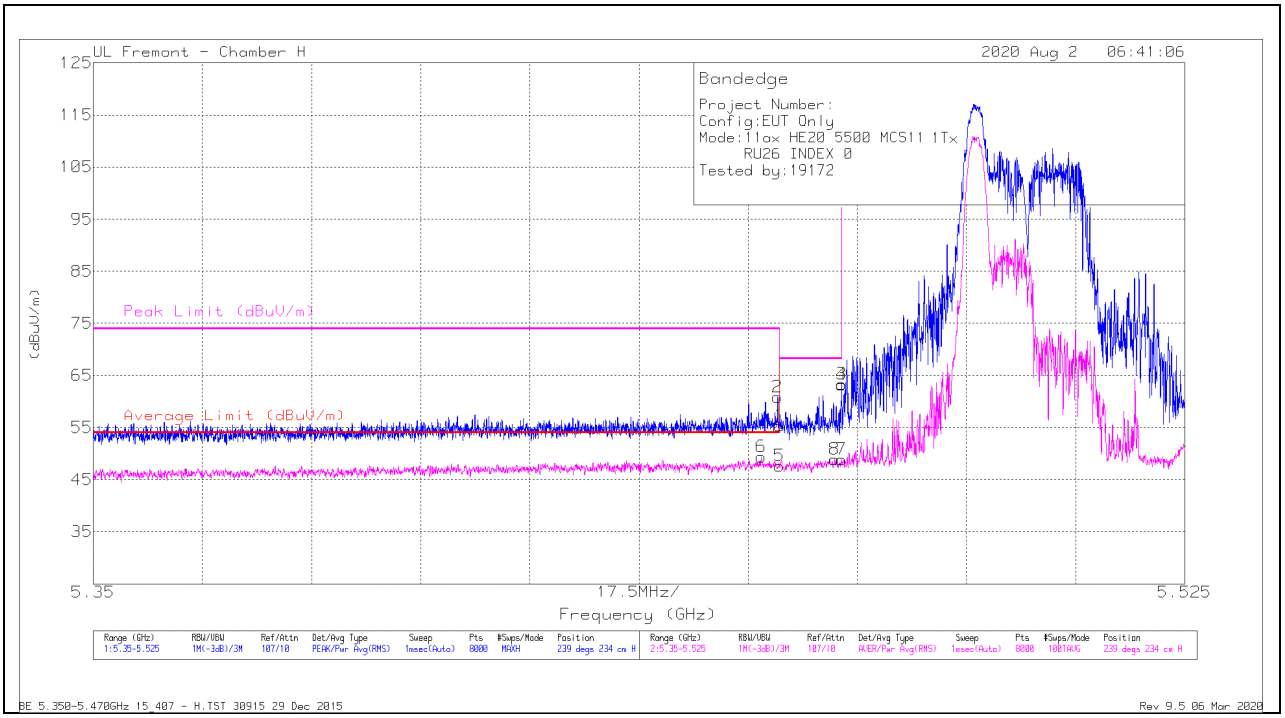

Marker	Frequency (GHz)	Meter Reading (dBuV)	Det	AF T863 (dB/m)	Amp/Cbl/Fltr/Pad (dB)	DC Corr (dB)	Corrected Reading (dBuV/m)	Average Limit (dBuV/m)	Margin (dB)	Peak Limit (dBuV/m)	PK Margin (dB)	Azimuth (Degs)	Height (cm)	Polarity
1	* 5.45998	41.13	Pk	35.2	-20.9	0	55.43	-	-	74	-18.57	239	234	H
2	* 5.45974	46.58	Pk	35.2	-20.9	0	60.88	-	-	74	-13.12	239	234	H
5	* 5.45998	32.84	RMS	35.2	-20.9	0	47.14	54	-6.86	-	-	239	234	H
6	* 5.45709	34.56	RMS	35.3	-20.9	0	48.96	54	-5.04	-	-	239	234	H
8	5.46889	34.16	RMS	35.3	-21	0	48.46	-	-	-	-	239	234	H
4	5.46996	48.88	Pk	35.3	-21	0	63.18	-	-	68.2	-5.02	239	234	H
3	5.46998	49.09	Pk	35.3	-21	0	63.39	-	-	68.2	-4.81	239	234	H
7	5.46998	34.08	RMS	35.3	-21	0	48.38	-	-	-	-	239	234	H

* - indicates frequency in CFR47 Pt 15 / IC RSS-Restricted Band
Pk - Peak detector
RMS - RMS detection

UL VERIFICATION SERVICES INC.
47173 Benicia Street, Fremont, CA 94538; USA TEL:(510) 319-4000 FAX:(510) 661-0888
This report shall not be reproduced except in full, without the written approval of UL Verification Services Inc.

VERTICAL RESULT

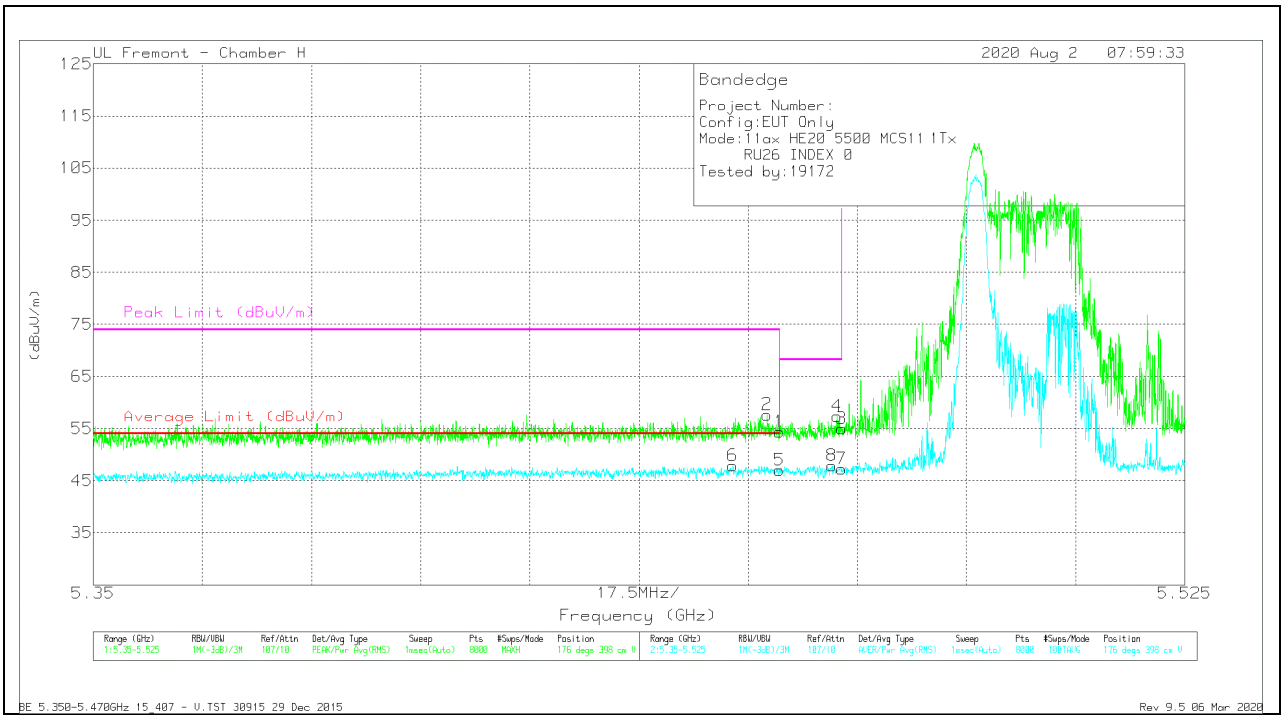

Marker	Frequency (GHz)	Meter Reading (dBuV)	Det	AF T863 (dB/m)	Amp/Cbl/Fltr/Pad (dB)	DC Corr (dB)	Corrected Reading (dBuV/m)	Average Limit (dBuV/m)	Margin (dB)	Peak Limit (dBuV/m)	PK Margin (dB)	Azimuth (Degs)	Height (cm)	Polarity
1	* 5.45998	40.05	Pk	35.2	-20.9	0	54.35	-	-	74	-19.65	176	398	V
2	* 5.45803	43.27	Pk	35.3	-20.9	0	57.67	-	-	74	-16.33	176	398	V
5	* 5.45998	32.24	RMS	35.2	-20.9	0	46.54	54	-7.46	-	-	176	398	V
6	* 5.45254	33.17	RMS	35.2	-20.9	0	47.47	54	-6.53	-	-	176	398	V
8	5.46847	33.13	RMS	35.3	-21	0	47.43	-	-	-	-	176	398	V
4	5.46924	43.01	Pk	35.3	-21	0	57.31	-	-	68.2	-10.89	176	398	V
3	5.46998	40.69	Pk	35.3	-21	0	54.99	-	-	68.2	-13.21	176	398	V
7	5.46998	32.46	RMS	35.3	-21	0	46.76	-	-	-	-	176	398	V

* - indicates frequency in CFR47 Pt 15 / IC RSS-Restricted Band
Pk - Peak detector
RMS - RMS detection

UL VERIFICATION SERVICES INC.
47173 Benicia Street, Fremont, CA 94538; USA TEL:(510) 319-4000 FAX:(510) 661-0888
This report shall not be reproduced except in full, without the written approval of UL Verification Services Inc.

1TX Antenna 5 MODE – 26 Tones, RU Index 8

BANDEDGE (HIGH CHANNEL)

HORIZONTAL RESULT

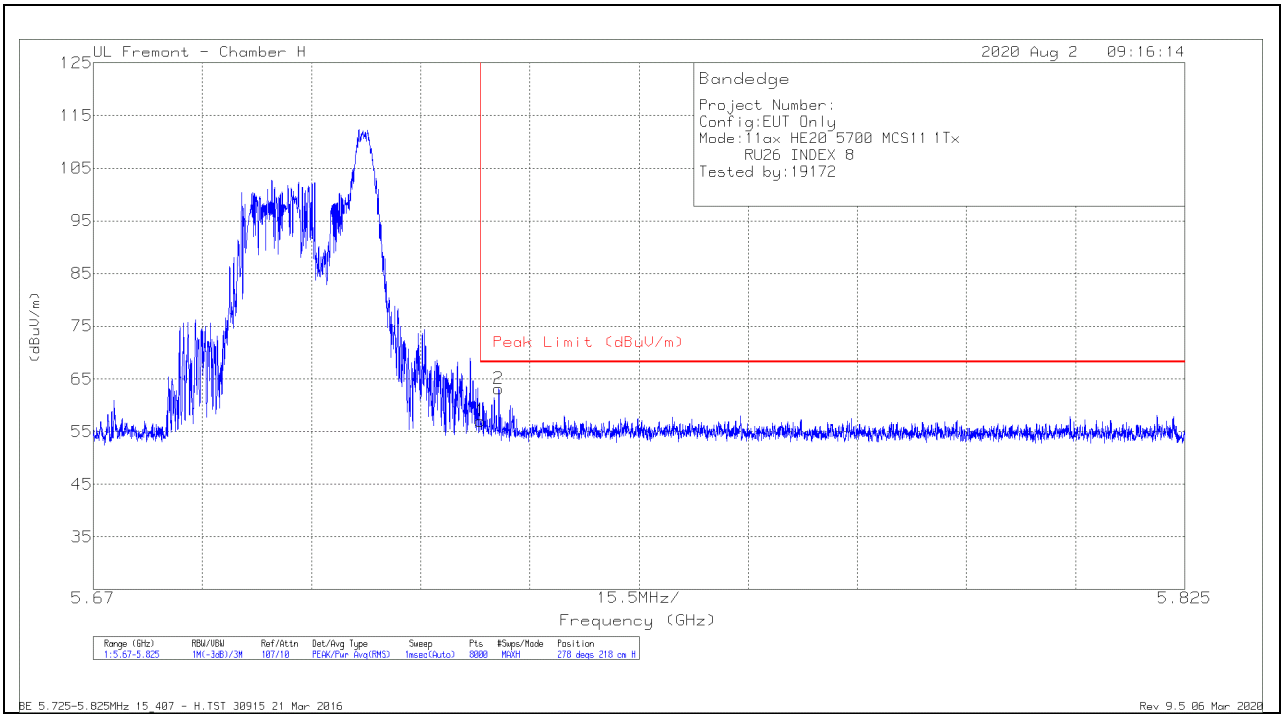

Marker	Frequency (GHz)	Meter Reading (dBuV)	Det	AF T863 (dB/m)	Amp/Cbl/Fltr/Pad (dB)	DC Corr (dB)	Corrected Reading (dBuV/m)	Peak Limit (dBuV/m)	PK Margin (dB)	Azimuth (Degs)	Height (cm)	Polarity
1	5.72501	43.06	Pk	35	-21.1	0	56.96	68.2	-11.24	278	218	H
2	5.72759	49.39	Pk	34.9	-21.1	0	63.19	68.2	-5.01	278	218	H

Pk - Peak detector

UL VERIFICATION SERVICES INC.
47173 Benicia Street, Fremont, CA 94538; USA TEL:(510) 319-4000 FAX:(510) 661-0888
This report shall not be reproduced except in full, without the written approval of UL Verification Services Inc.

VERTICAL RESULT

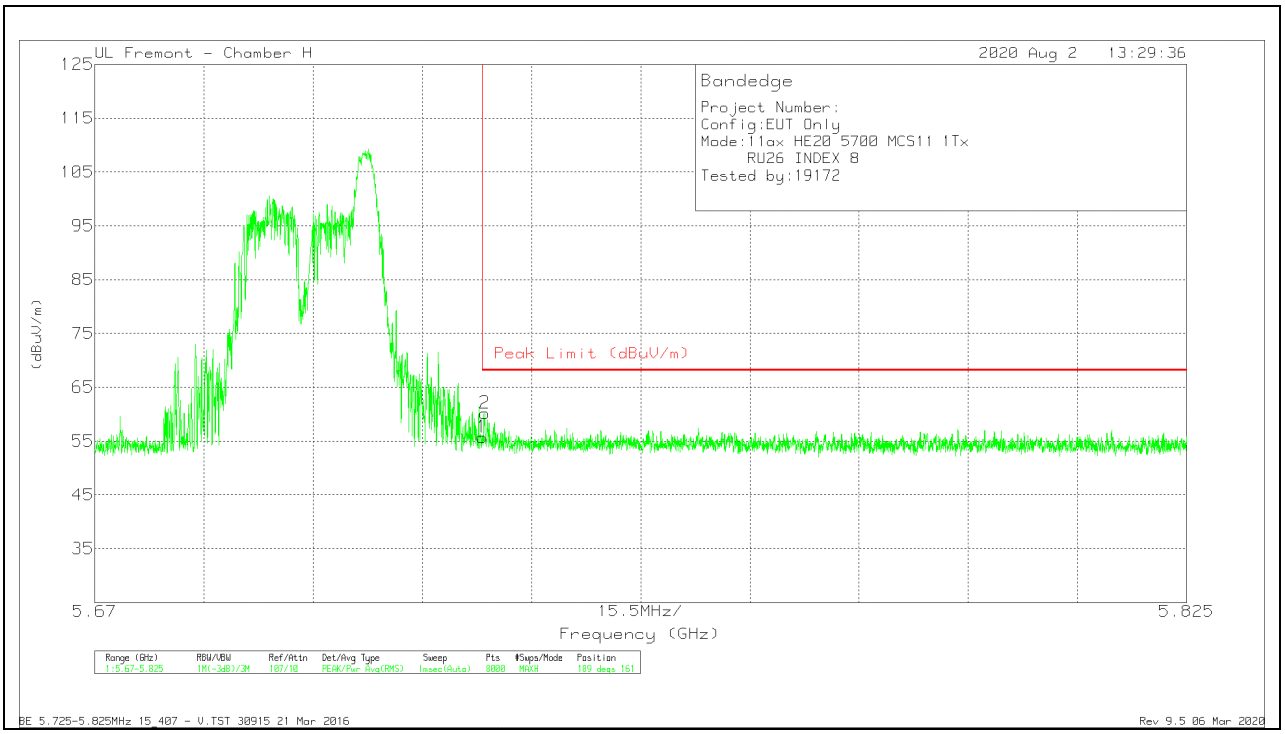

Marker	Frequency (GHz)	Meter Reading (dBuV)	Det	AF T863 (dB/m)	Amp/Cbl/Fltr/Pad (dB)	DC Corr (dB)	Corrected Reading (dBuV/m)	Peak Limit (dBuV/m)	PK Margin (dB)	Azimuth (Degs)	Height (cm)	Polarity
1	5.72501	41.83	Pk	35	-21.1	0	55.73	68.2	-12.47	189	161	V
2	5.72538	46.38	Pk	34.9	-21.1	0	60.18	68.2	-8.02	189	161	V

Pk - Peak detector

UL VERIFICATION SERVICES INC.
47173 Benicia Street, Fremont, CA 94538; USA TEL:(510) 319-4000 FAX:(510) 661-0888
This report shall not be reproduced except in full, without the written approval of UL Verification Services Inc.

1TX Antenna 6 MODE – 242 Tones, RU Index 61

BANDEDGE (LOW CHANNEL)

HORIZONTAL RESULT

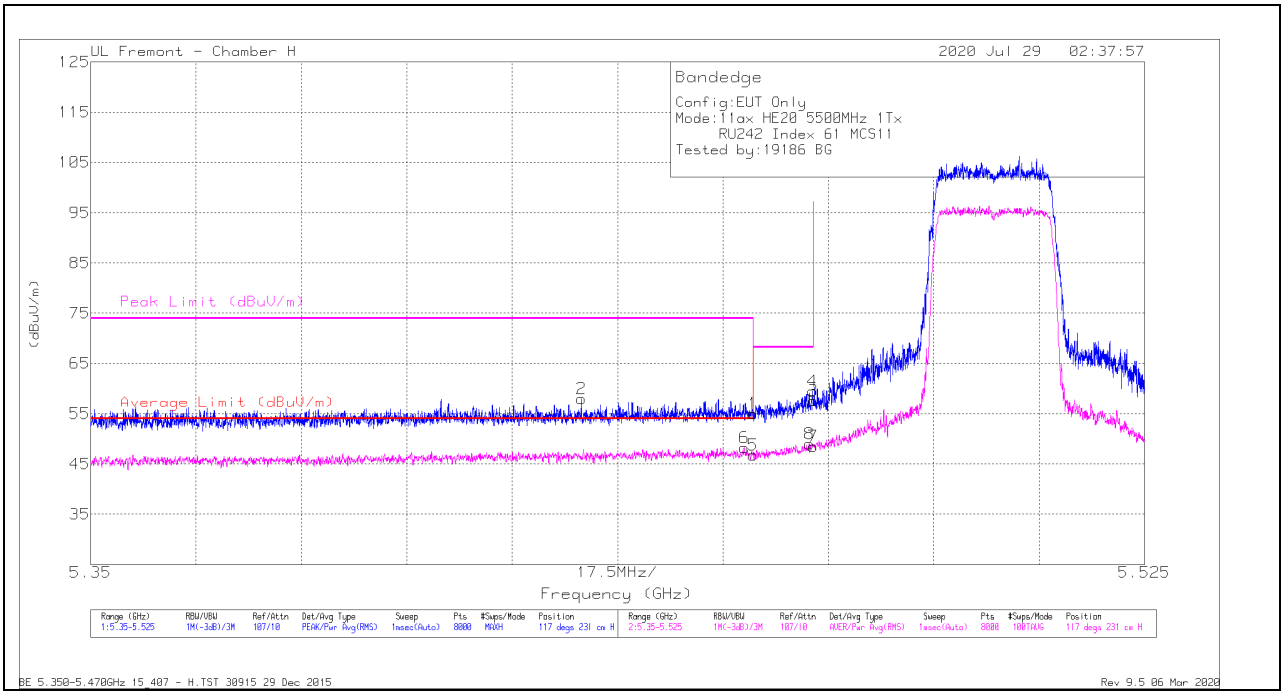

Marker	Frequency (GHz)	Meter Reading (dBuV)	Det	AF T863 (dB/m)	Amp/Cbl/Fltr/Pad (dB)	Corrected Reading (dBuV/m)	Average Limit (dBuV/m)	Margin (dB)	Peak Limit (dBuV/m)	PK Margin (dB)	Azimuth (Degs)	Height (cm)	Polarity
1	* 5.45998	40.75	Pk	35.2	-20.9	55.05	-	-	74	-18.95	117	231	H
2	* 5.43152	43.85	Pk	35	-20.9	57.95	-	-	74	-16.05	117	231	H
5	* 5.45998	32.52	RMS	35.2	-20.9	46.82	54	-7.18	-	-	117	231	H
6	* 5.45851	33.83	RMS	35.3	-20.9	48.23	54	-5.77	-	-	117	231	H
8	5.46932	34.73	RMS	35.3	-21	49.03	-	-	-	-	117	231	H
4	5.46989	45.15	Pk	35.3	-21	59.45	-	-	68.2	-8.75	117	231	H
3	5.46998	43.35	Pk	35.3	-21	57.65	-	-	68.2	-10.55	117	231	H
7	5.46998	34.26	RMS	35.3	-21	48.56	-	-	-	-	117	231	H

* - indicates frequency in CFR47 Pt 15 / IC RSS-Restricted Band
Pk - Peak detector
RMS - RMS detection

UL VERIFICATION SERVICES INC.
47173 Benicia Street, Fremont, CA 94538; USA TEL:(510) 319-4000 FAX:(510) 661-0888
This report shall not be reproduced except in full, without the written approval of UL Verification Services Inc.

VERTICAL RESULT

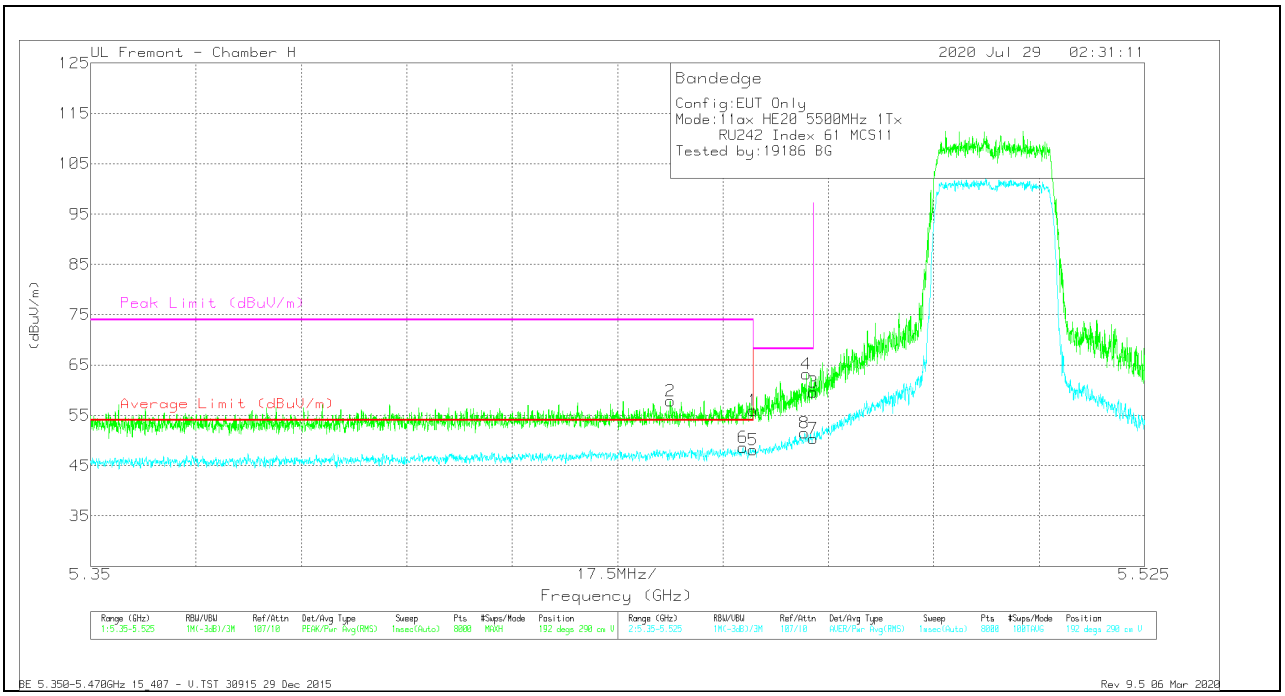

Marker	Frequency (GHz)	Meter Reading (dBuV)	Det	AF T863 (dB/m)	Amp/Cbl/Fltr/Pad (dB)	Corrected Reading (dBuV/m)	Average Limit (dBuV/m)	Margin (dB)	Peak Limit (dBuV/m)	PK Margin (dB)	Azimuth (Degs)	Height (cm)	Polarity
1	* 5.45998	41.73	Pk	35.2	-20.9	56.03	-	-	74	-17.97	192	290	V
2	* 5.44624	43.57	Pk	35.1	-20.8	57.87	-	-	74	-16.13	192	290	V
5	* 5.45998	33.78	RMS	35.2	-20.9	48.08	54	-5.92	-	-	192	290	V
6	* 5.45832	34.26	RMS	35.3	-20.9	48.66	54	-5.34	-	-	192	290	V
8	5.46854	37.21	RMS	35.3	-21	51.51	-	-	-	-	192	290	V
4	5.46884	48.88	Pk	35.3	-21	63.18	-	-	68.2	-5.02	192	290	V
3	5.46998	45.29	Pk	35.3	-21	59.59	-	-	68.2	-8.61	192	290	V
7	5.46998	36.12	RMS	35.3	-21	50.42	-	-	-	-	192	290	V

* - indicates frequency in CFR47 Pt 15 / IC RSS-Restricted Band
Pk - Peak detector
RMS - RMS detection

UL VERIFICATION SERVICES INC.
47173 Benicia Street, Fremont, CA 94538; USA TEL:(510) 319-4000 FAX:(510) 661-0888
This report shall not be reproduced except in full, without the written approval of UL Verification Services Inc.

1TX Antenna 6 MODE – 242 Tones, RU Index 61

BANDEDGE (HIGH CHANNEL)

HORIZONTAL RESULT

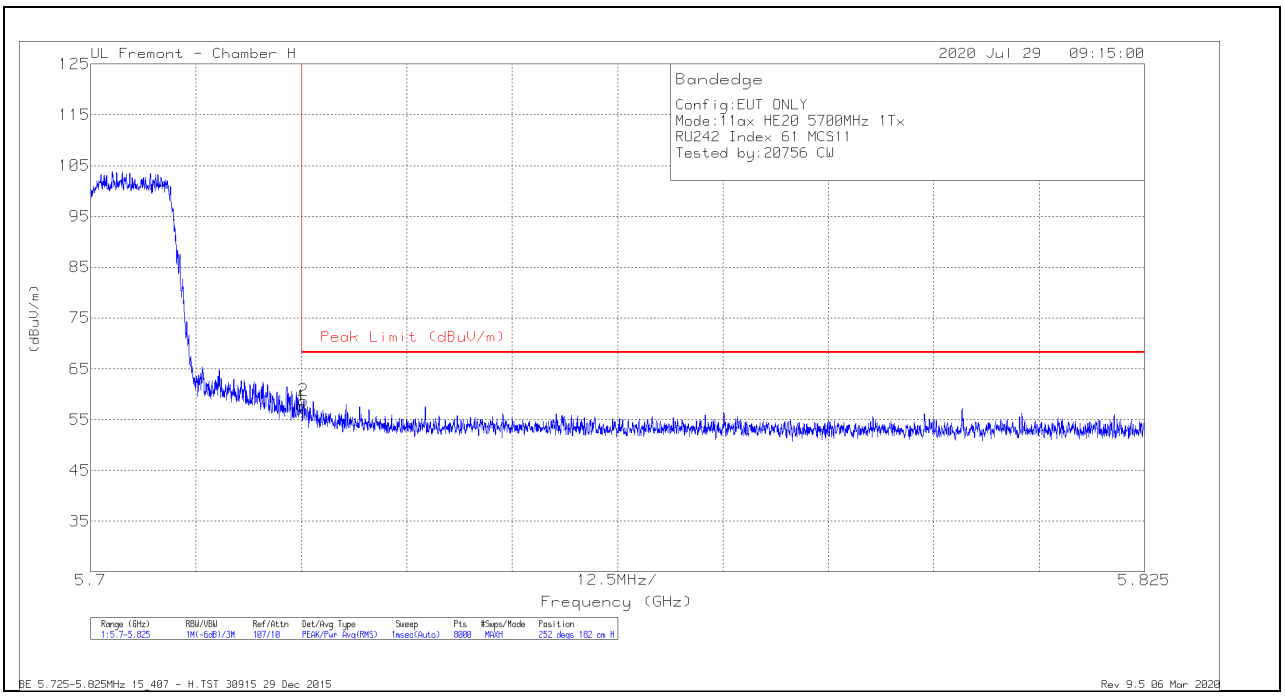

Marker	Frequency (GHz)	Meter Reading (dBuV)	Det	AF T863 (dB/m)	Amp/Cbl/Fltr/Pad (dB)	Corrected Reading (dBuV/m)	Peak Limit (dBuV/m)	PK Margin (dB)	Azimuth (Degs)	Height (cm)	Polarity
1	5.725	43.82	Pk	35	-21.1	57.72	68.2	-10.48	252	182	H
2	5.72527	44.87	Pk	35	-21.1	58.77	68.2	-9.43	252	182	H

Pk - Peak detector

UL VERIFICATION SERVICES INC.
47173 Benicia Street, Fremont, CA 94538; USA TEL:(510) 319-4000 FAX:(510) 661-0888
This report shall not be reproduced except in full, without the written approval of UL Verification Services Inc.

VERTICAL RESULT

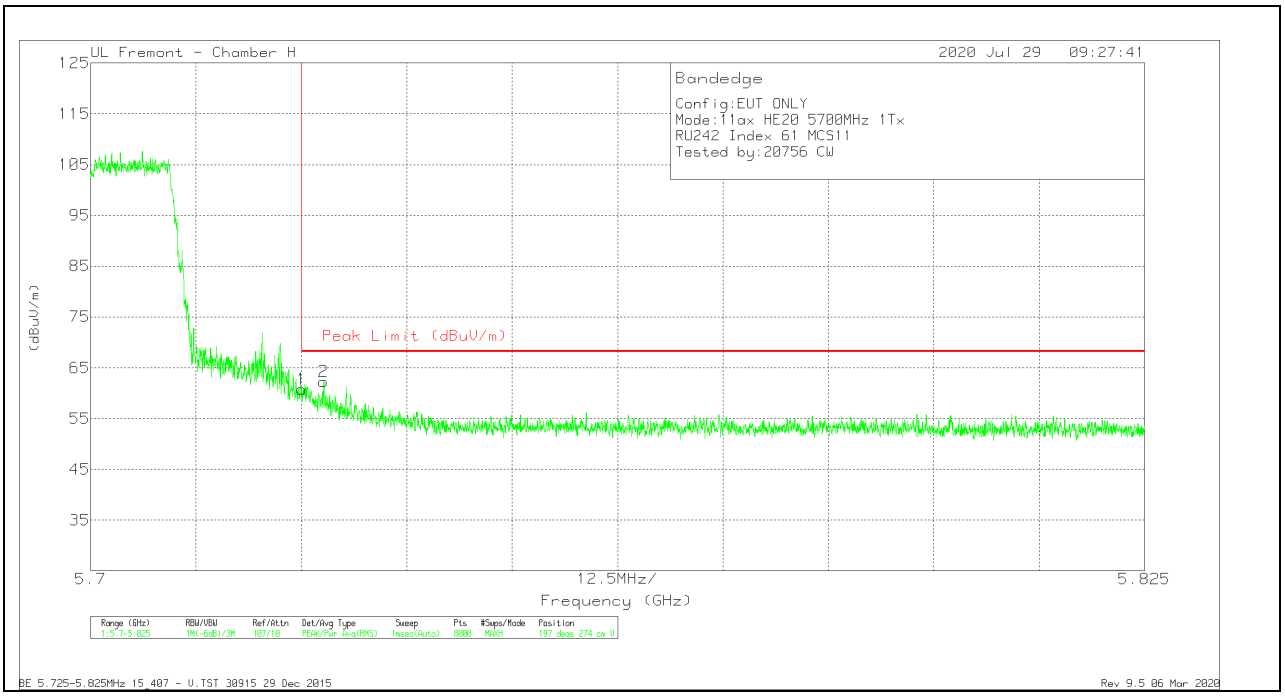

Marker	Frequency (GHz)	Meter Reading (dBuV)	Det	AF T863 (dB/m)	Amp/Cbl/Fltr/Pad (dB)	Corrected Reading (dBuV/m)	Peak Limit (dBuV/m)	PK Margin (dB)	Azimuth (Degs)	Height (cm)	Polarity
1	5.725	46.93	Pk	35	-21.1	60.83	68.2	-7.37	197	274	V
2	5.72764	48.54	Pk	34.9	-21.1	62.34	68.2	-5.86	197	274	V

Pk - Peak detector

UL VERIFICATION SERVICES INC.
47173 Benicia Street, Fremont, CA 94538; USA TEL:(510) 319-4000 FAX:(510) 661-0888
This report shall not be reproduced except in full, without the written approval of UL Verification Services Inc.

1TX Antenna 6 MODE – 26 Tones, RU Index 0

BANDEDGE (LOW CHANNEL)

HORIZONTAL RESULT

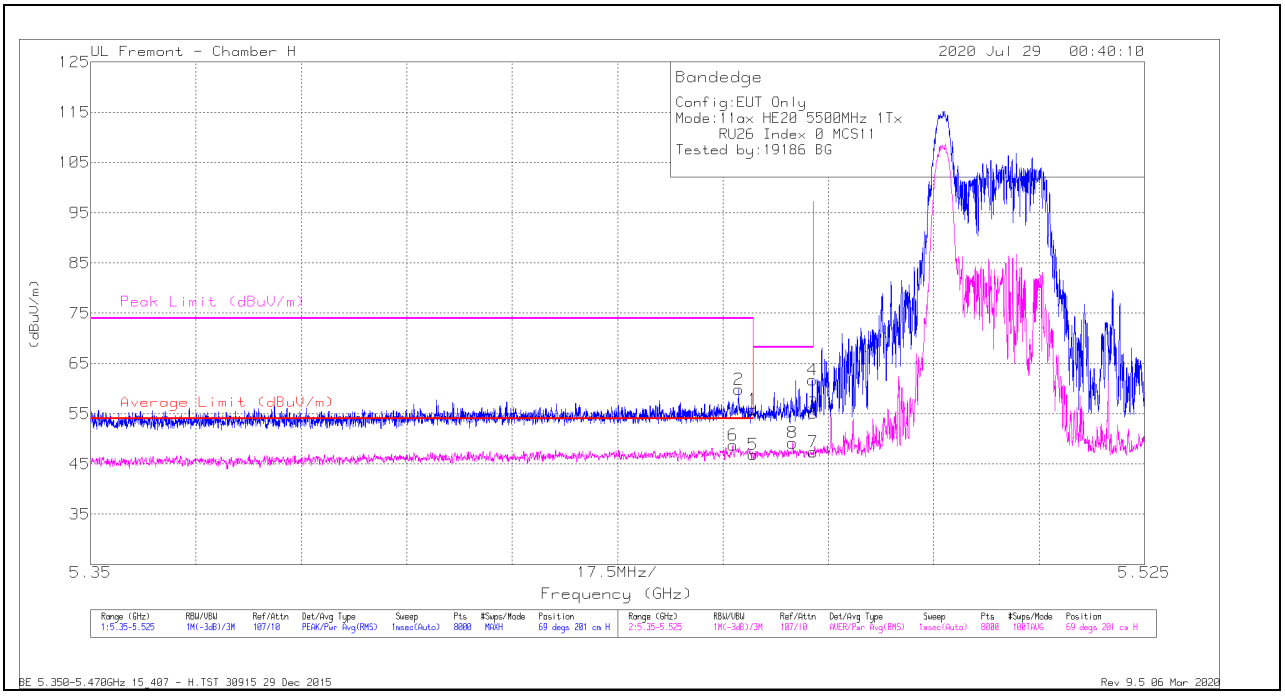

Marker	Frequency (GHz)	Meter Reading (dBuV)	Det	AF T863 (dB/m)	Amp/Cbl/Fltr/Pad (dB)	Corrected Reading (dBuV/m)	Average Limit (dBuV/m)	Margin (dB)	Peak Limit (dBuV/m)	PK Margin (dB)	Azimuth (Degs)	Height (cm)	Polarity
1	* 5.45998	41.59	Pk	35.2	-20.9	55.89	-	-	74	-18.11	69	201	H
2	* 5.45762	45.45	Pk	35.3	-20.9	59.85	-	-	74	-14.15	69	201	H
5	* 5.45998	32.54	RMS	35.2	-20.9	46.84	54	-7.16	-	-	69	201	H
6	* 5.45666	34.41	RMS	35.3	-20.9	48.81	54	-5.19	-	-	69	201	H
8	5.46659	34.9	RMS	35.2	-20.9	49.2	-	-	-	-	69	201	H
4	5.46985	47.46	Pk	35.3	-21	61.76	-	-	68.2	-6.44	69	201	H
3	5.46998	40.82	Pk	35.3	-21	55.12	-	-	68.2	-13.08	69	201	H
7	5.46998	33.05	RMS	35.3	-21	47.35	-	-	-	-	69	201	H

* - indicates frequency in CFR47 Pt 15 / IC RSS-Restricted Band
Pk - Peak detector
RMS - RMS detection

UL VERIFICATION SERVICES INC.
47173 Benicia Street, Fremont, CA 94538; USA TEL:(510) 319-4000 FAX:(510) 661-0888
This report shall not be reproduced except in full, without the written approval of UL Verification Services Inc.

VERTICAL RESULT

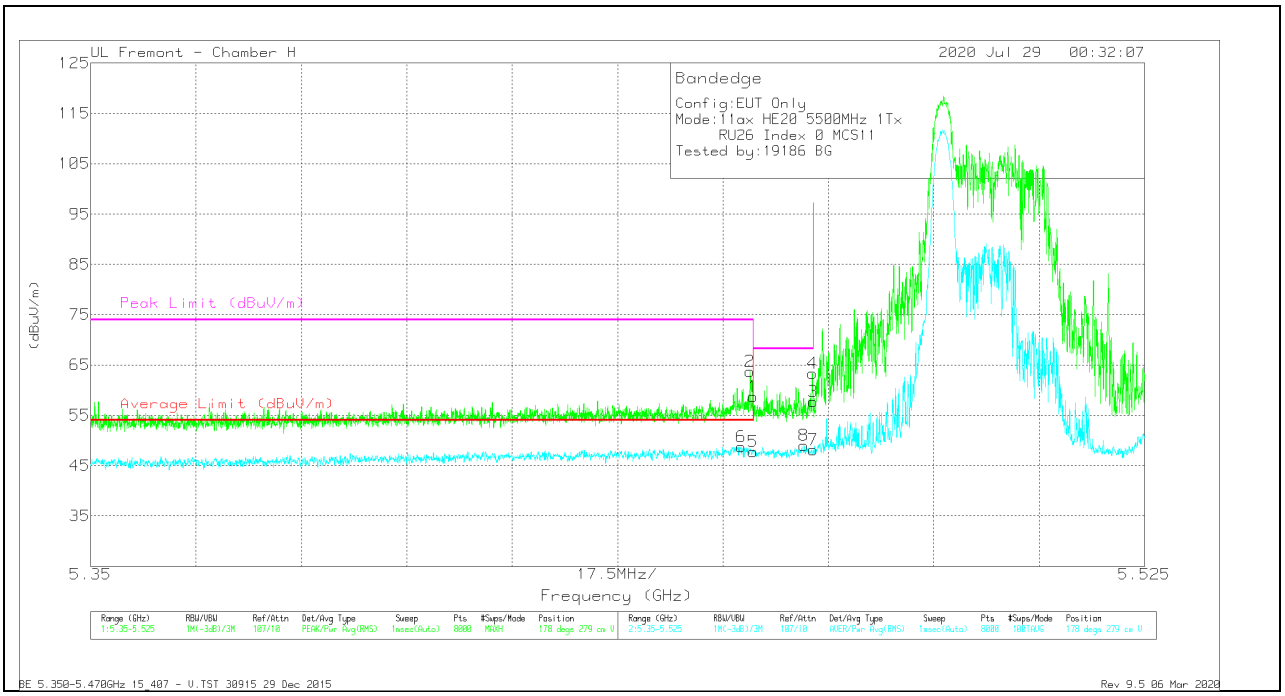

Marker	Frequency (GHz)	Meter Reading (dBuV)	Det	AF T863 (dB/m)	Amp/Cbl/Fltr/Pad (dB)	Corrected Reading (dBuV/m)	Average Limit (dBuV/m)	Margin (dB)	Peak Limit (dBuV/m)	PK Margin (dB)	Azimuth (Degs)	Height (cm)	Polarity
1	* 5.45998	44.42	Pk	35.2	-20.9	58.72	-	-	74	-15.28	178	279	V
2	* 5.4595	49.36	Pk	35.2	-20.9	63.66	-	-	74	-10.34	178	279	V
5	* 5.45998	33.48	RMS	35.2	-20.9	47.78	54	-6.22	-	-	178	279	V
6	* 5.45799	34.39	RMS	35.3	-20.9	48.79	54	-5.21	-	-	178	279	V
8	5.46847	34.68	RMS	35.3	-21	48.98	-	-	-	-	178	279	V
4	5.46985	49.08	Pk	35.3	-21	63.38	-	-	68.2	-4.82	178	279	V
3	5.46998	43.44	Pk	35.3	-21	57.74	-	-	68.2	-10.46	178	279	V
7	5.46998	33.87	RMS	35.3	-21	48.17	-	-	-	-	178	279	V

* - indicates frequency in CFR47 Pt 15 / IC RSS-Restricted Band
Pk - Peak detector
RMS - RMS detection

UL VERIFICATION SERVICES INC.
47173 Benicia Street, Fremont, CA 94538; USA TEL:(510) 319-4000 FAX:(510) 661-0888
This report shall not be reproduced except in full, without the written approval of UL Verification Services Inc.

1TX Antenna 6 MODE – 26 Tones, RU Index 8

BANDEDGE (HIGH CHANNEL)

HORIZONTAL RESULT

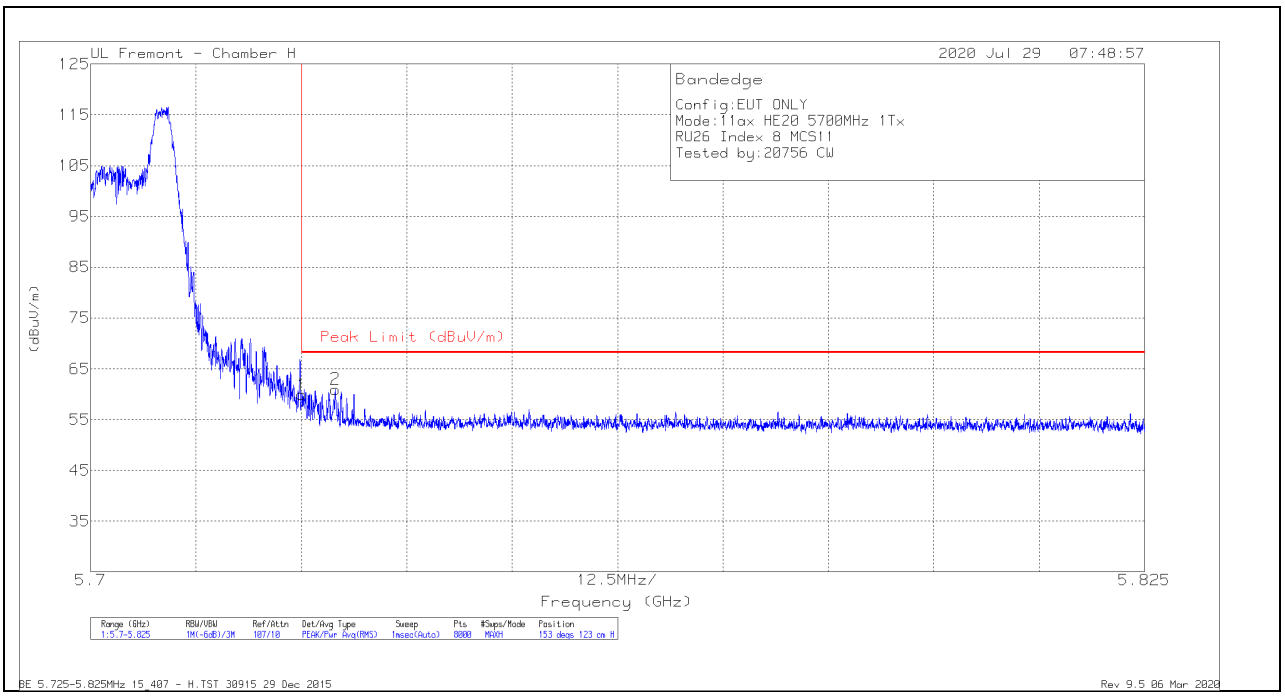

Marker	Frequency (GHz)	Meter Reading (dBuV)	Det	AF T863 (dB/m)	Amp/Cbl/Fltr/Pad (dB)	Corrected Reading (dBuV/m)	Peak Limit (dBuV/m)	PK Margin (dB)	Azimuth (Degs)	Height (cm)	Polarity
1	5.725	46.04	Pk	35	-21.1	59.94	68.2	-8.26	153	123	H
2	5.72902	47.19	Pk	34.9	-21.1	60.99	68.2	-7.21	153	123	H

Pk - Peak detector

UL VERIFICATION SERVICES INC.
47173 Benicia Street, Fremont, CA 94538; USA TEL:(510) 319-4000 FAX:(510) 661-0888
This report shall not be reproduced except in full, without the written approval of UL Verification Services Inc.

VERTICAL RESULT

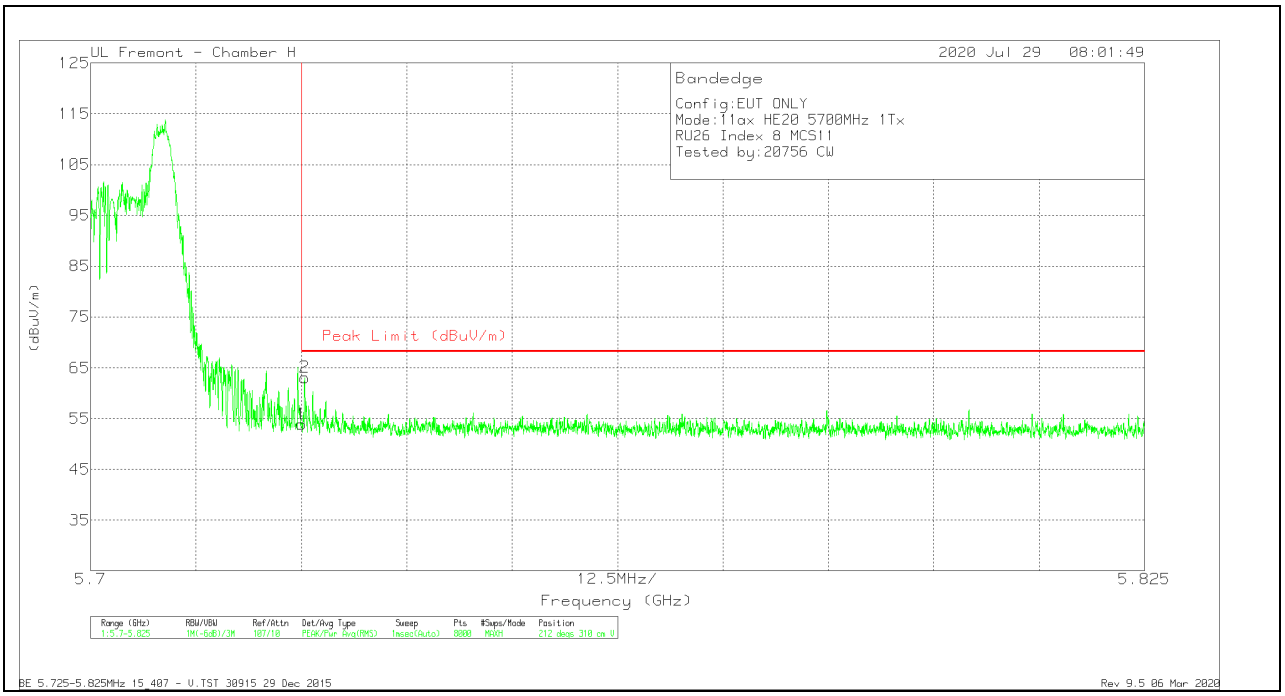

Marker	Frequency (GHz)	Meter Reading (dBuV)	Det	AF T863 (dB/m)	Amp/Cbl/Fltr/Pad (dB)	Corrected Reading (dBuV/m)	Peak Limit (dBuV/m)	PK Margin (dB)	Azimuth (Degs)	Height (cm)	Polarity
1	5.725	40.05	Pk	35	-21.1	53.95	68.2	-14.25	212	310	V
2	5.72538	49.29	Pk	34.9	-21.1	63.09	68.2	-5.11	212	310	V

Pk - Peak detector

UL VERIFICATION SERVICES INC.
47173 Benicia Street, Fremont, CA 94538; USA TEL:(510) 319-4000 FAX:(510) 661-0888
This report shall not be reproduced except in full, without the written approval of UL Verification Services Inc.

2TX Antenna 5 + Antenna 6 OFDMA MODE – 242 Tones, RU Index 61

BANDEDGE (LOW CHANNEL)

HORIZONTAL RESULT

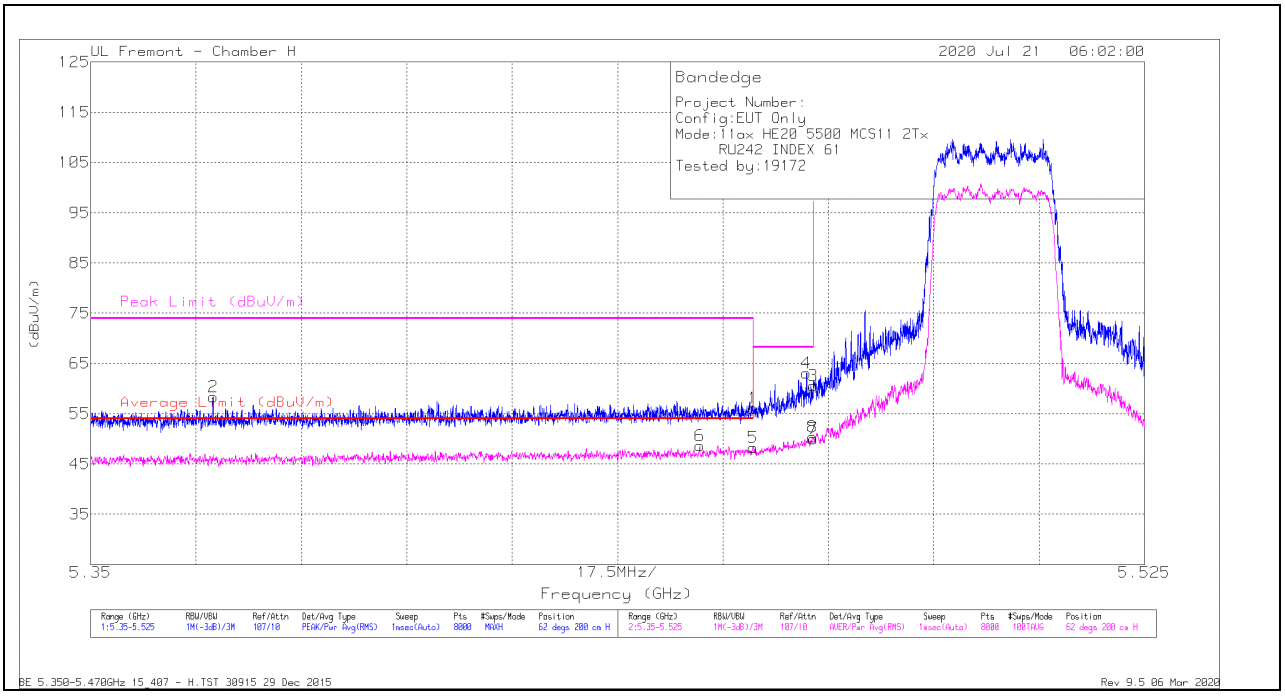

Marker	Frequency (GHz)	Meter Reading (dBuV)	Det	AF T863 (dB/m)	Amp/Cbl/Fltr/Pad (dB)	Corrected Reading (dBuV/m)	Average Limit (dBuV/m)	Margin (dB)	Peak Limit (dBuV/m)	PK Margin (dB)	Azimuth (Degs)	Height (cm)	Polarity
1	* 5.45998	41.79	Pk	35.2	-20.9	56.09	-	-	74	-17.91	62	200	H
2	* 5.37032	44.32	Pk	34.9	-20.9	58.32	-	-	74	-15.68	62	200	H
5	* 5.45998	33.85	RMS	35.2	-20.9	48.15	54	-5.85	-	-	62	200	H
6	* 5.45114	34.26	RMS	35.2	-20.9	48.56	54	-5.44	-	-	62	200	H
4	5.46889	48.76	Pk	35.3	-21	63.06	-	-	68.2	-5.14	62	200	H
8	5.46985	36.01	RMS	35.3	-21	50.31	-	-	-	-	62	200	H
3	5.46998	46.27	Pk	35.3	-21	60.57	-	-	68.2	-7.63	62	200	H
7	5.46998	35.57	RMS	35.3	-21	49.87	-	-	-	-	62	200	H

* - indicates frequency in CFR47 Pt 15 / IC RSS-Restricted Band
Pk - Peak detector
RMS - RMS detection

UL VERIFICATION SERVICES INC.
47173 Benicia Street, Fremont, CA 94538; USA TEL:(510) 319-4000 FAX:(510) 661-0888
This report shall not be reproduced except in full, without the written approval of UL Verification Services Inc.

VERTICAL RESULT

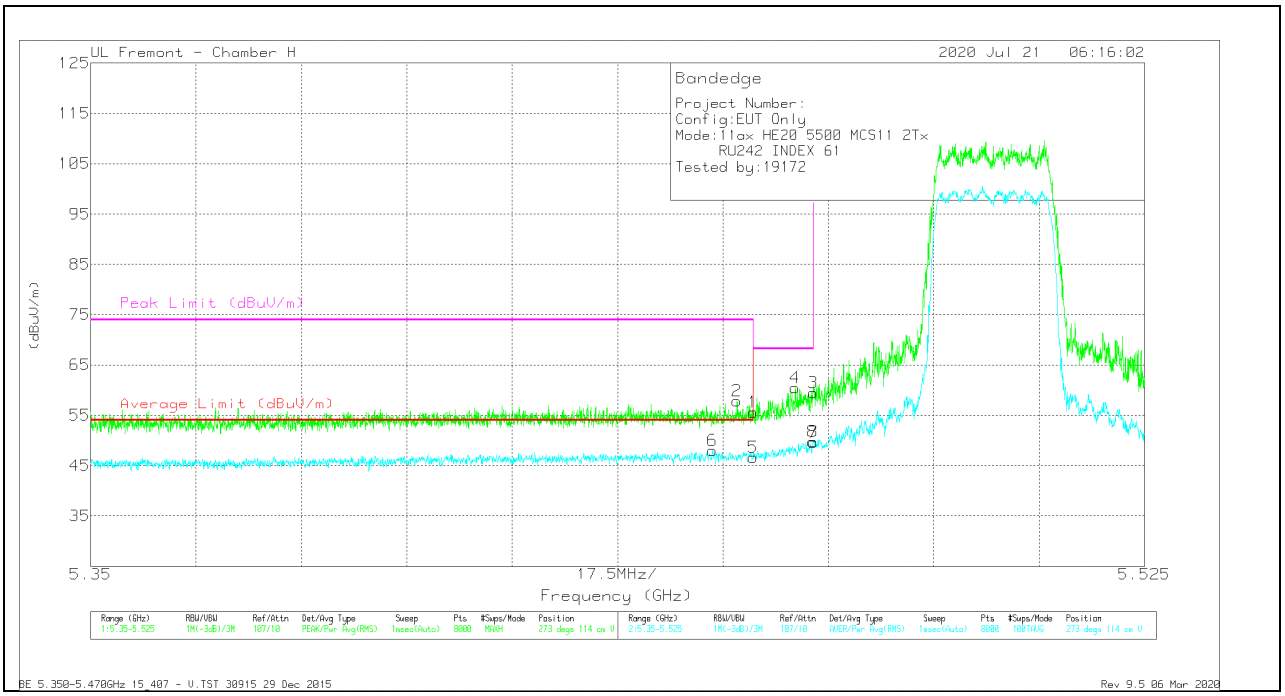

Marker	Frequency (GHz)	Meter Reading (dBuV)	Det	AF T863 (dB/m)	Amp/Cbl/Fltr/Pad (dB)	Corrected Reading (dBuV/m)	Average Limit (dBuV/m)	Margin (dB)	Peak Limit (dBuV/m)	PK Margin (dB)	Azimuth (Degs)	Height (cm)	Polarity
1	* 5.45998	41.34	Pk	35.2	-20.9	55.64	-	-	74	-18.36	273	114	V
2	* 5.45733	43.42	Pk	35.3	-20.9	57.82	-	-	74	-16.18	273	114	V
5	* 5.45998	32.28	RMS	35.2	-20.9	46.58	54	-7.42	-	-	273	114	V
6	* 5.45329	33.66	RMS	35.2	-20.9	47.96	54	-6.04	-	-	273	114	V
4	5.467	46.05	Pk	35.3	-20.9	60.45	-	-	68.2	-7.75	273	114	V
8	5.46994	35.34	RMS	35.3	-21	49.64	-	-	-	-	273	114	V
3	5.46998	45.18	Pk	35.3	-21	59.48	-	-	68.2	-8.72	273	114	V
7	5.46998	35.19	RMS	35.3	-21	49.49	-	-	-	-	273	114	V

* - indicates frequency in CFR47 Pt 15 / IC RSS-Restricted Band
Pk - Peak detector
RMS - RMS detection

UL VERIFICATION SERVICES INC.
47173 Benicia Street, Fremont, CA 94538; USA TEL:(510) 319-4000 FAX:(510) 661-0888
This report shall not be reproduced except in full, without the written approval of UL Verification Services Inc.

2TX Antenna 5 + Antenna 6 OFDMA MODE – 242 Tones, RU Index 61

BANDEDGE (HIGH CHANNEL)

HORIZONTAL RESULT

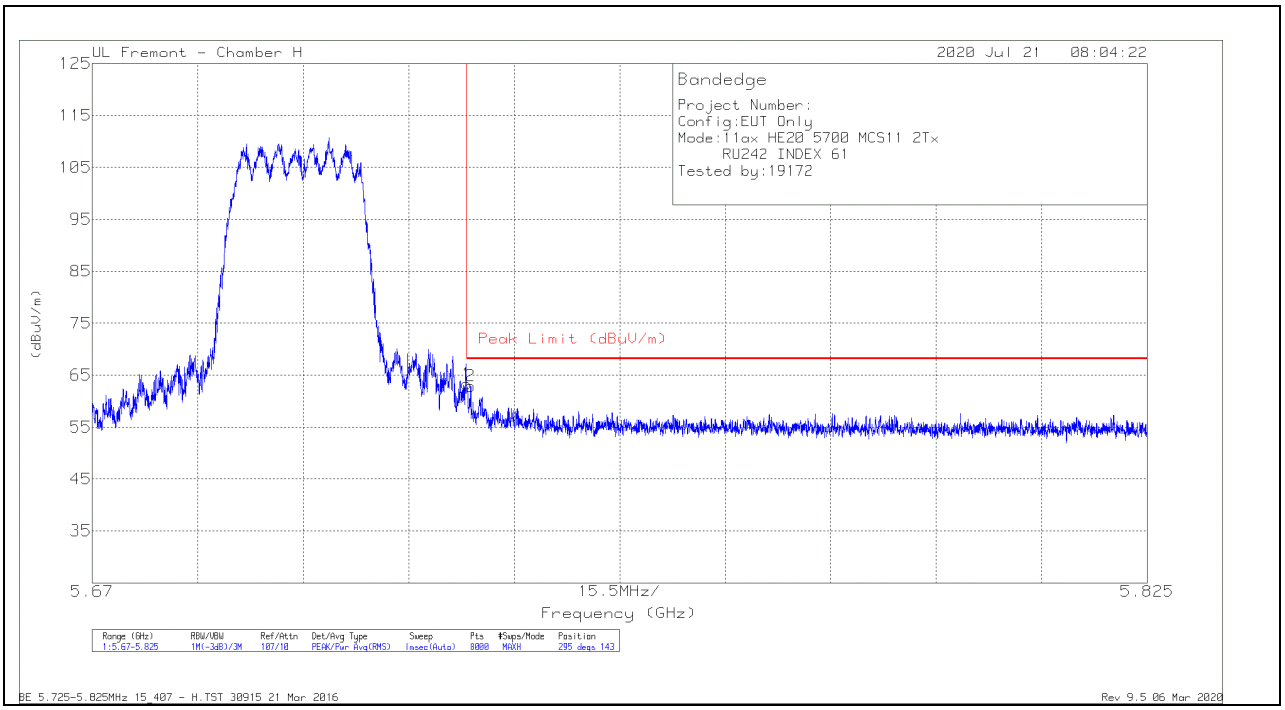

Marker	Frequency (GHz)	Meter Reading (dBuV)	Det	AF T863 (dB/m)	Amp/Cbl/Fltr/Pad (dB)	DC Corr (dB)	Corrected Reading (dBuV/m)	Peak Limit (dBuV/m)	PK Margin (dB)	Azimuth (Degs)	Height (cm)	Polarity
1	5.72501	49.38	Pk	35	-21.1	0	63.28	68.2	-4.92	295	143	H
2	5.72559	49.1	Pk	34.9	-21.1	0	62.9	68.2	-5.3	295	143	H

Pk - Peak detector

UL VERIFICATION SERVICES INC.
47173 Benicia Street, Fremont, CA 94538; USA TEL:(510) 319-4000 FAX:(510) 661-0888
This report shall not be reproduced except in full, without the written approval of UL Verification Services Inc.

VERTICAL RESULT

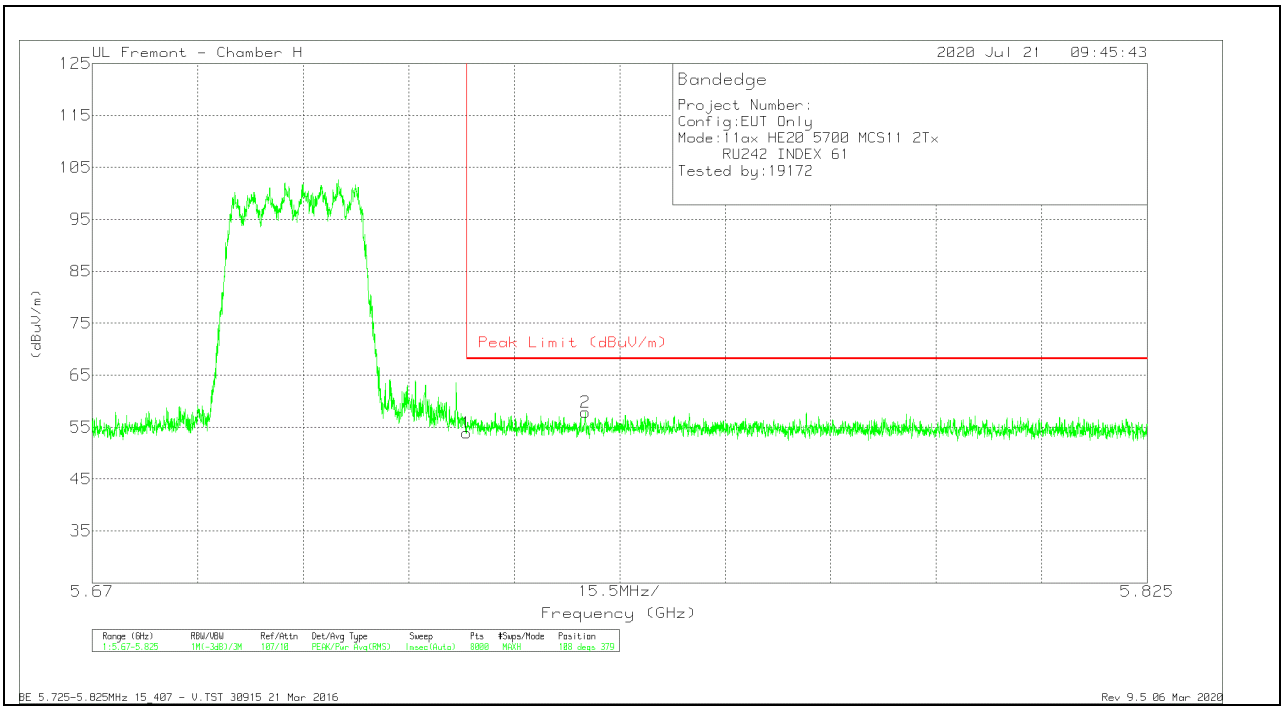

Marker	Frequency (GHz)	Meter Reading (dBuV)	Det	AF T863 (dB/m)	Amp/Cbl/Fltr/Pad (dB)	DC Corr (dB)	Corrected Reading (dBuV/m)	Peak Limit (dBuV/m)	PK Margin (dB)	Azimuth (Degs)	Height (cm)	Polarity
1	5.72501	39.96	Pk	35	-21.1	0	53.86	68.2	-14.34	108	379	V
2	5.74245	43.86	Pk	35	-21	0	57.86	68.2	-10.34	108	379	V

Pk - Peak detector

UL VERIFICATION SERVICES INC.
47173 Benicia Street, Fremont, CA 94538; USA TEL:(510) 319-4000 FAX:(510) 661-0888
This report shall not be reproduced except in full, without the written approval of UL Verification Services Inc.

HARMONICS AND SPURIOUS EMISSIONS

242 Tones, RU Index 61 RESULTS

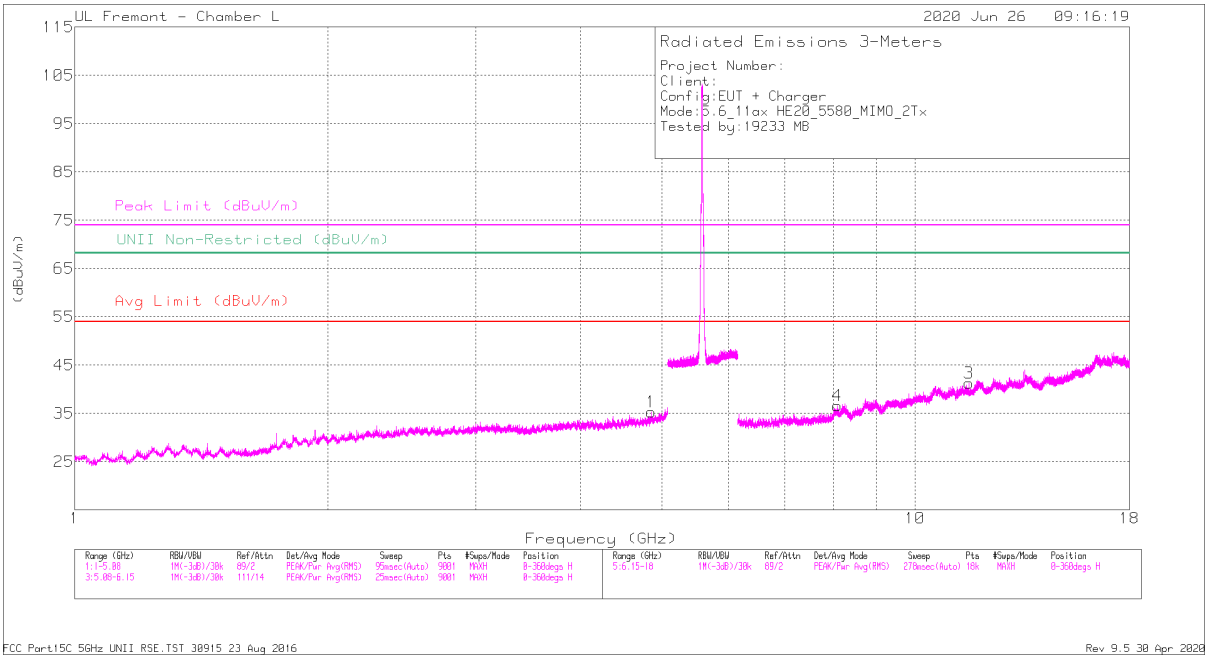

HORIZONTAL

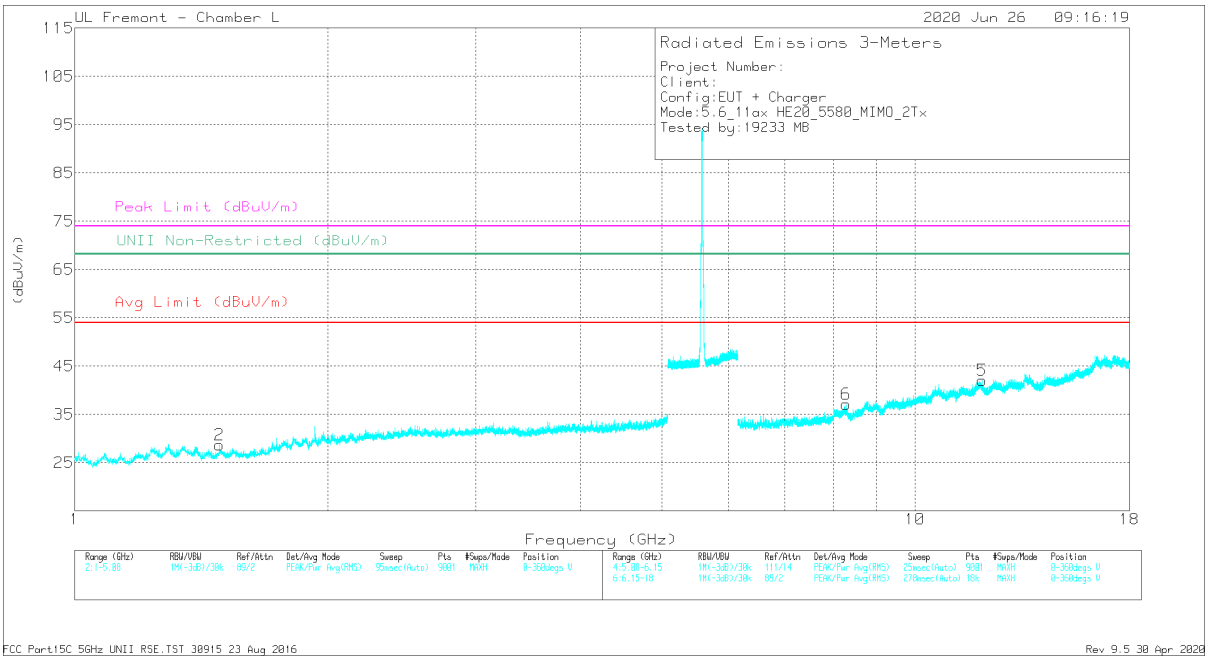

VERTICAL

UL VERIFICATION SERVICES INC.
47173 Benicia Street, Fremont, CA 94538; USA TEL:(510) 319-4000 FAX:(510) 661-0888
This report shall not be reproduced except in full, without the written approval of UL Verification Services Inc.

RADIATED EMISSIONS

Marker	Frequency (GHz)	Meter Reading (dBuV)	Det	AF 344 (dB/m)	Amp/Cbl/Fltr/Pad (dB)	Corrected Reading (dBuV/m)	Avg Limit (dBuV/m)	Margin (dB)	Peak Limit (dBuV/m)	PK Margin (dB)	UNII Non-Restricted (dBuV/m)	PK Margin (dB)	Azimuth (Degs)	Height (cm)	Polarity
1	* 4.8557	37.21	PK-U	34.2	-26.5	44.91	-	-	74	-29.09	-	-	254	361	H
	* 4.85898	25.71	ADR	34.2	-26.4	33.51	54	-20.49	-	-	-	-	254	361	H
2	* 1.48605	40.53	PK-U	28.3	-32.7	36.13	-	-	74	-37.87	-	-	253	352	V
	* 1.48661	30.85	ADR	28.3	-32.7	26.45	54	-27.55	-	-	-	-	253	352	V
3	* 11.60035	29.62	PK-U	38.3	-19.6	48.32	-	-	74	-25.68	-	-	236	302	H
	* 11.59929	19.93	ADR	38.2	-19.6	38.53	54	-15.47	-	-	-	-	236	302	H
4	* 8.08122	33.51	PK-U	35.8	-22.5	46.81	-	-	74	-27.19	-	-	92	355	H
	* 8.08325	22.83	ADR	35.8	-22.5	36.13	54	-17.87	-	-	-	-	92	355	H
5	* 12.01539	31.38	PK-U	38.7	-19.8	50.28	-	-	74	-23.72	-	-	316	362	V
	* 12.01852	21.38	ADR	38.7	-19.8	40.28	54	-13.72	-	-	-	-	316	362	V
6	* 8.27714	31.43	PK-U	35.8	-21.4	45.83	-	-	74	-28.17	-	-	172	346	V
	* 8.27574	21.4	ADR	35.8	-21.4	35.8	54	-18.2	-	-	-	-	172	346	V

* - indicates frequency in CFR47 Pt 15 / IC RSS-Restricted Band
PK-U - U-NII: Maximum Peak
ADR - U-NII AD primary method, RMS average

UL VERIFICATION SERVICES INC.
47173 Benicia Street, Fremont, CA 94538; USA TEL:(510) 319-4000 FAX:(510) 661-0888
This report shall not be reproduced except in full, without the written approval of UL Verification Services Inc.

2TX Antenna 5 + Antenna 6 OFDMA MODE – 26 Tones, RU Index 0

BANDEDGE (LOW CHANNEL)

HORIZONTAL RESULT

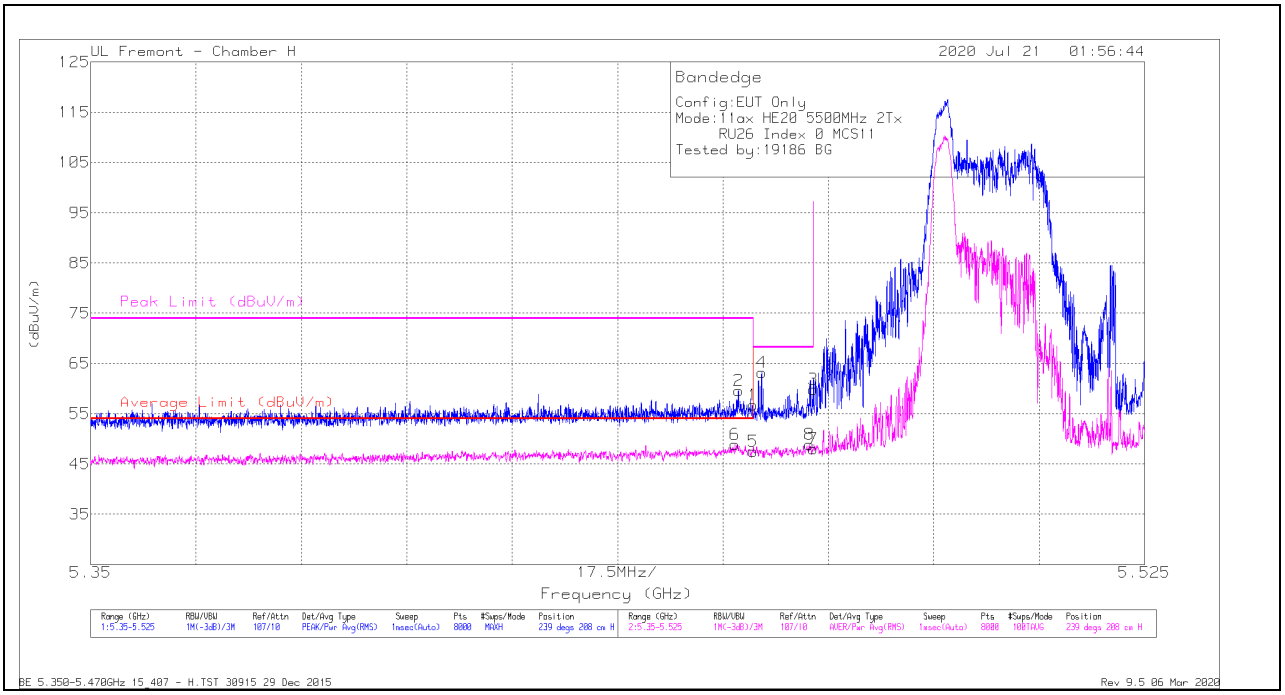

Marker	Frequency (GHz)	Meter Reading (dBuV)	Det	AF T863 (dB/m)	Amp/Cbl/Fltr/Pad (dB)	Corrected Reading (dBuV/m)	Average Limit (dBuV/m)	Margin (dB)	Peak Limit (dBuV/m)	PK Margin (dB)	Azimuth (Degs)	Height (cm)	Polarity
1	* 5.45998	42.42	Pk	35.2	-20.9	56.72	-	-	74	-17.28	239	208	H
2	* 5.45757	45.16	Pk	35.3	-20.9	59.56	-	-	74	-14.44	239	208	H
5	* 5.45998	33.09	RMS	35.2	-20.9	47.39	54	-6.61	-	-	239	208	H
6	* 5.45698	34.44	RMS	35.3	-20.9	48.84	54	-5.16	-	-	239	208	H
4	5.46142	48.95	Pk	35.2	-20.9	63.25	-	-	68.2	-4.95	239	208	H
8	5.46934	34.53	RMS	35.3	-21	48.83	-	-	-	-	239	208	H
3	5.46998	45.55	Pk	35.3	-21	59.85	-	-	68.2	-8.35	239	208	H
7	5.46998	33.61	RMS	35.3	-21	47.91	-	-	-	-	239	208	H

* - indicates frequency in CFR47 Pt 15 / IC RSS-Restricted Band
Pk - Peak detector
RMS - RMS detection

UL VERIFICATION SERVICES INC.
47173 Benicia Street, Fremont, CA 94538; USA TEL:(510) 319-4000 FAX:(510) 661-0888
This report shall not be reproduced except in full, without the written approval of UL Verification Services Inc.

VERTICAL RESULT

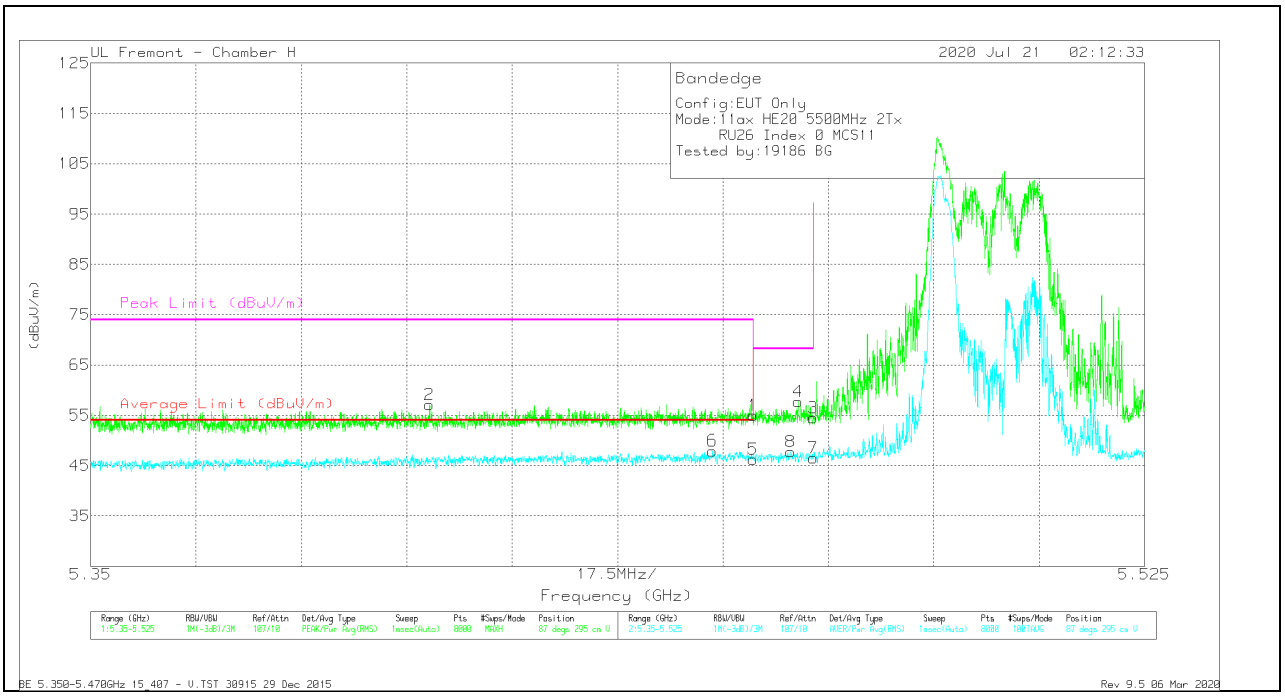

Marker	Frequency (GHz)	Meter Reading (dBuV)	Det	AF T863 (dB/m)	Amp/Cbl/Fltr/Pad (dB)	Corrected Reading (dBuV/m)	Average Limit (dBuV/m)	Margin (dB)	Peak Limit (dBuV/m)	PK Margin (dB)	Azimuth (Degs)	Height (cm)	Polarity
1	* 5.45998	40.74	Pk	35.2	-20.9	55.04	-	-	74	-18.96	87	295	V
2	* 5.40629	42.96	Pk	35	-20.8	57.16	-	-	74	-16.84	87	295	V
5	* 5.45998	31.86	RMS	35.2	-20.9	46.16	54	-7.84	-	-	87	295	V
6	* 5.45329	33.56	RMS	35.2	-20.9	47.86	54	-6.14	-	-	87	295	V
8	5.46624	33.34	RMS	35.2	-20.9	47.64	-	-	-	-	87	295	V
4	5.46748	43.36	Pk	35.3	-20.9	57.76	-	-	68.2	-10.44	87	295	V
3	5.46998	40.17	Pk	35.3	-21	54.47	-	-	68.2	-13.73	87	295	V
7	5.46998	32.12	RMS	35.3	-21	46.42	-	-	-	-	87	295	V

* - indicates frequency in CFR47 Pt 15 / IC RSS-Restricted Band
Pk - Peak detector
RMS - RMS detection

UL VERIFICATION SERVICES INC.
47173 Benicia Street, Fremont, CA 94538; USA TEL:(510) 319-4000 FAX:(510) 661-0888
This report shall not be reproduced except in full, without the written approval of UL Verification Services Inc.

2TX Antenna 5 + Antenna 6 OFDMA MODE – 26 Tones, RU Index 8

BANDEDGE (HIGH CHANNEL)

HORIZONTAL RESULT

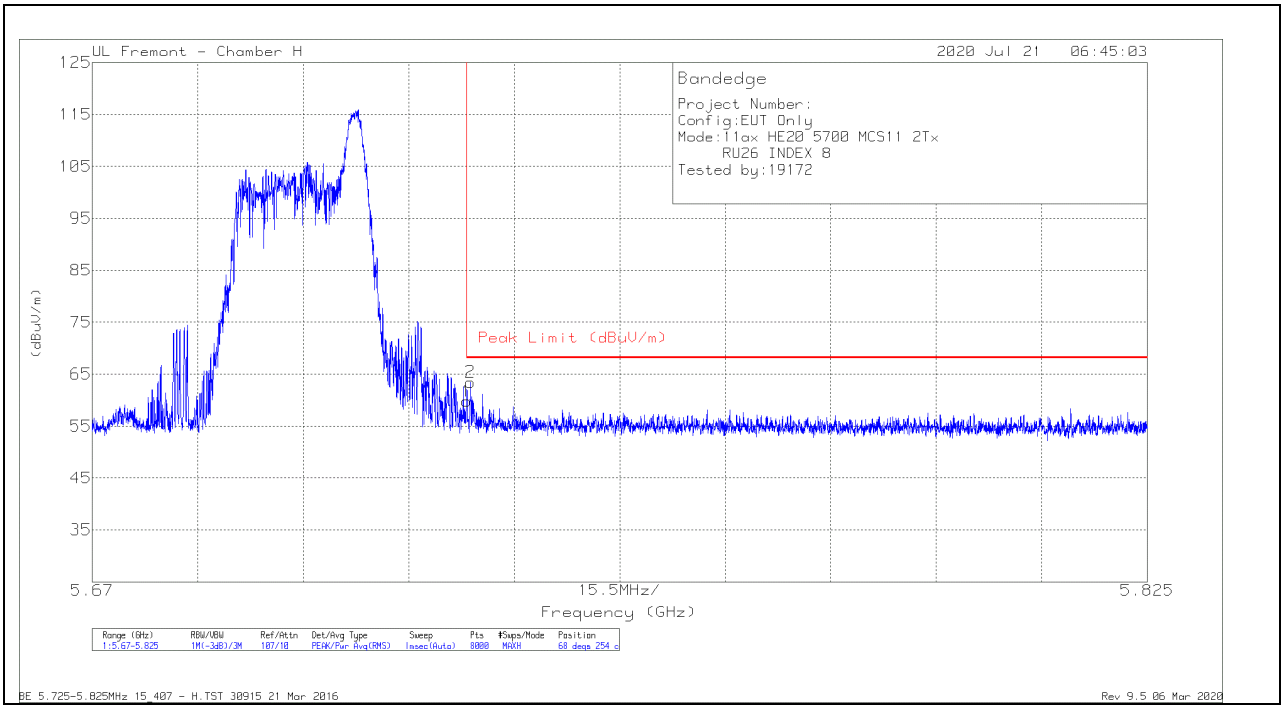

Marker	Frequency (GHz)	Meter Reading (dBuV)	Det	AF T863 (dB/m)	Amp/Cbl/Fltr/Pad (dB)	Corrected Reading (dBuV/m)	Peak Limit (dBuV/m)	PK Margin (dB)	Azimuth (Degs)	Height (cm)	Polarity
1	5.72501	45.9	Pk	35	-21.1	59.8	68.2	-8.4	68	254	H
2	5.72555	49.67	Pk	34.9	-21.1	63.47	68.2	-4.73	68	254	H

Pk - Peak detector

UL VERIFICATION SERVICES INC.
47173 Benicia Street, Fremont, CA 94538; USA TEL:(510) 319-4000 FAX:(510) 661-0888
This report shall not be reproduced except in full, without the written approval of UL Verification Services Inc.

VERTICAL RESULT

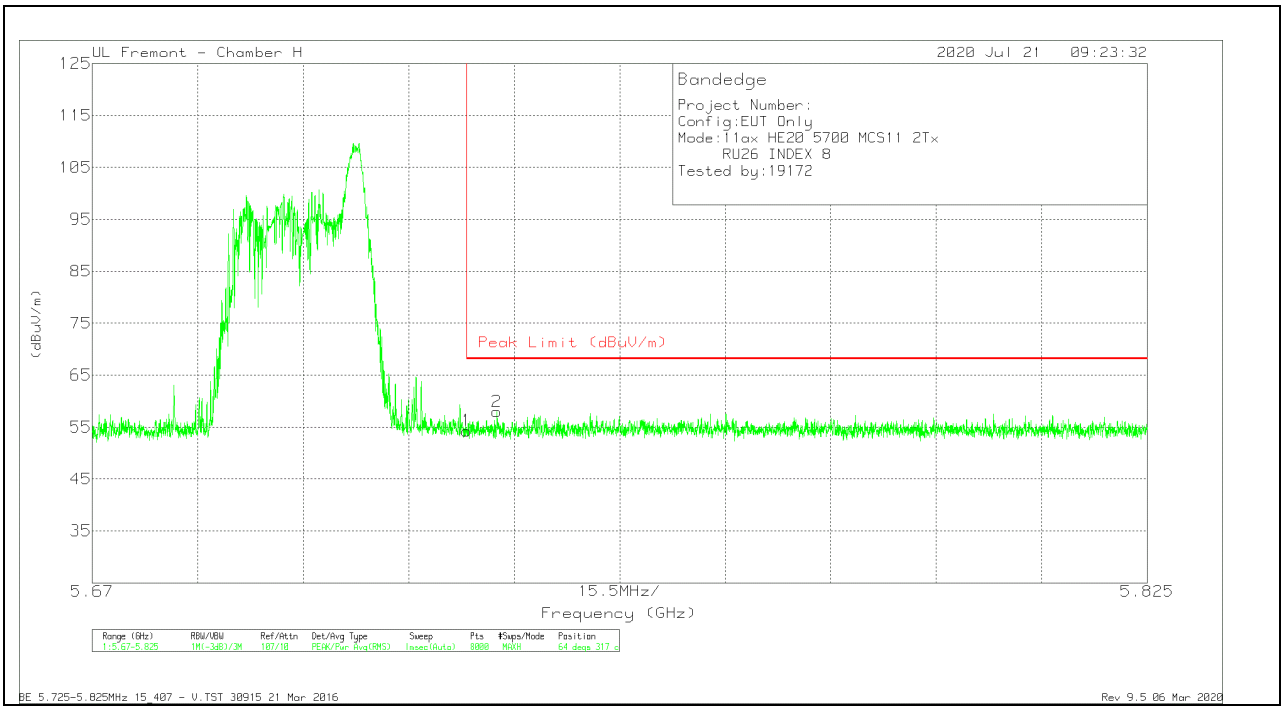

Marker	Frequency (GHz)	Meter Reading (dBuV)	Det	AF T863 (dB/m)	Amp/Cbl/Fltr/Pad (dB)	Corrected Reading (dBuV/m)	Peak Limit (dBuV/m)	PK Margin (dB)	Azimuth (Degs)	Height (cm)	Polarity
1	5.72501	40.39	Pk	35	-21.1	54.29	68.2	-13.91	64	317	V
2	5.72945	44.06	Pk	35	-21.1	57.96	68.2	-10.24	64	317	V

Pk - Peak detector

UL VERIFICATION SERVICES INC.
47173 Benicia Street, Fremont, CA 94538; USA TEL:(510) 319-4000 FAX:(510) 661-0888
This report shall not be reproduced except in full, without the written approval of UL Verification Services Inc.

HARMONICS AND SPURIOUS EMISSIONS

26 Tines, RU Index 8 RESULTS

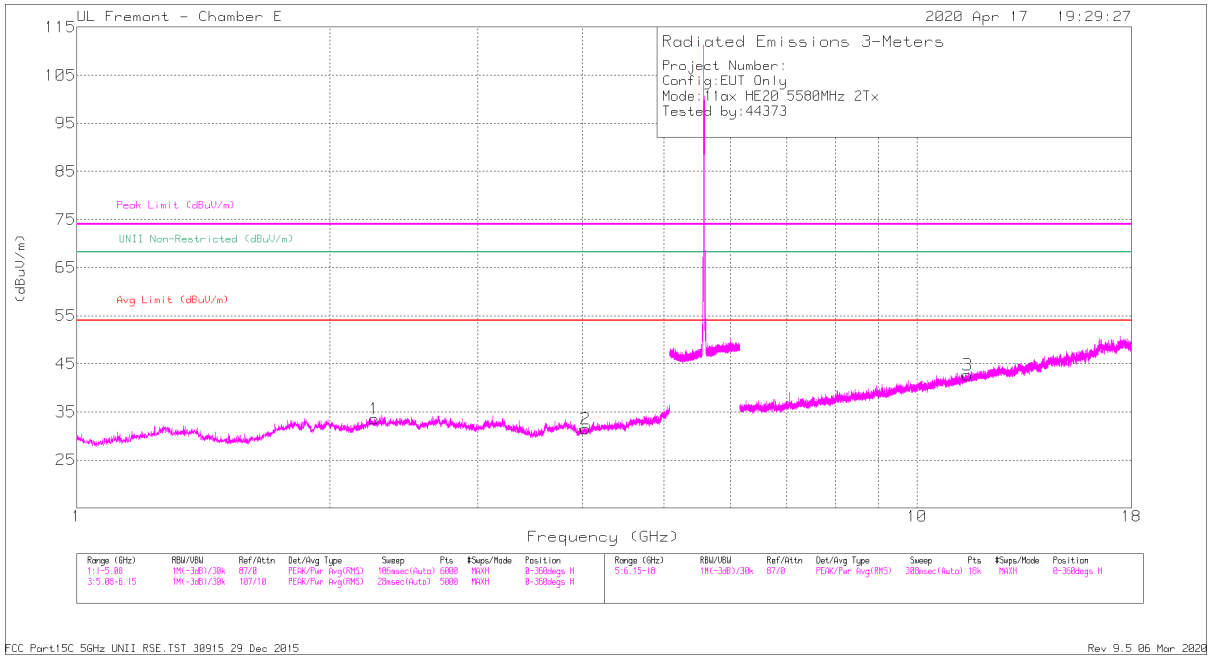

HORIZONTAL

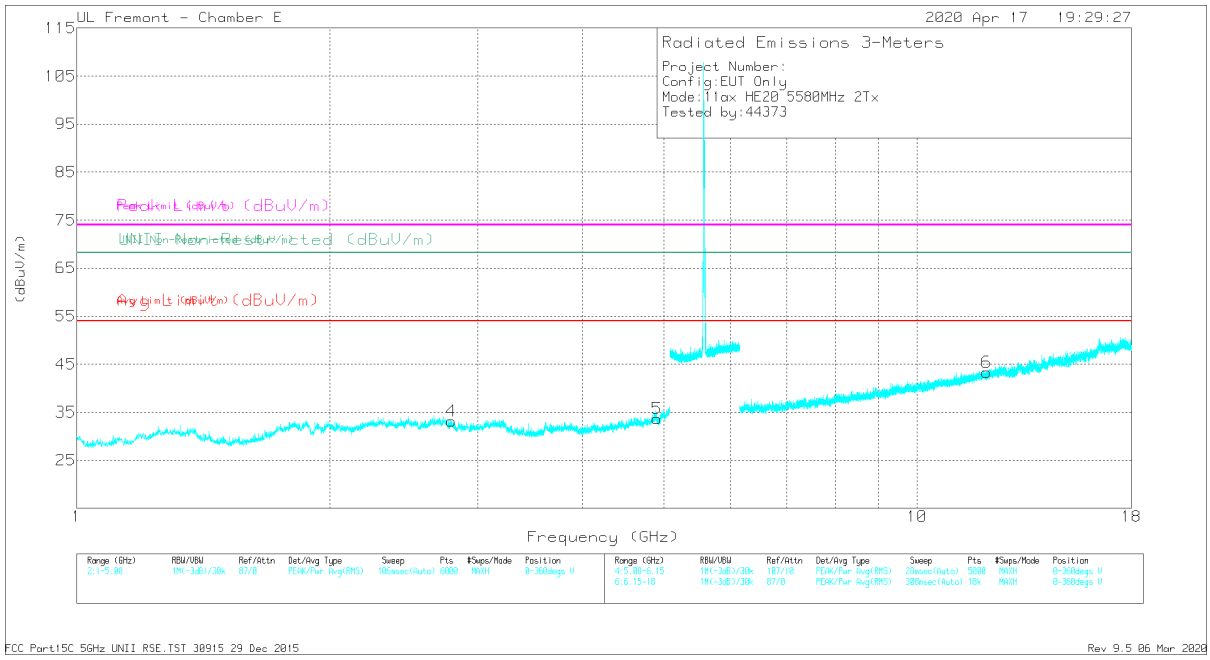

VERTICAL

UL VERIFICATION SERVICES INC.
47173 Benicia Street, Fremont, CA 94538; USA TEL:(510) 319-4000 FAX:(510) 661-0888
This report shall not be reproduced except in full, without the written approval of UL Verification Services Inc.

RADIATED EMISSIONS

Marker	Frequency (GHz)	Meter Reading (dBuV)	Det	AF T712 (dB/m)	Amp/Cbl/Fltr/Pad (dB)	Corrected Reading (dBuV/m)	Avg Limit (dBuV/m)	Margin (dB)	Peak Limit (dBuV/m)	PK Margin (dB)	Azimuth (Degs)	Height (cm)	Polarity
1	* 2.26413	44.72	PK-U	31.8	-35.8	40.72	-	-	74	-33.28	360	200	H
	* 2.26073	33.27	ADR	31.8	-35.8	29.27	54	-24.73	-	-	360	200	H
2	* 4.02952	38.65	PK-U	33.5	-33	39.15	-	-	74	-34.85	230	175	H
	* 4.02933	27.35	ADR	33.5	-33	27.85	54	-26.15	-	-	230	175	H
4	* 2.79573	43.64	PK-U	32.6	-35.5	40.74	-	-	74	-33.26	125	101	V
	* 2.79347	31.97	ADR	32.5	-35.5	28.97	54	-25.03	-	-	125	101	V
5	* 4.9036	39.06	PK-U	34.1	-31	42.16	-	-	74	-31.84	55	150	V
	* 4.90429	27.08	ADR	34.1	-31	30.18	54	-23.82	-	-	55	150	V
3	* 11.48501	35.68	PK-U	38	-24.2	49.48	-	-	74	-24.52	234	200	H
	* 11.48775	24.81	ADR	38	-24.2	38.61	54	-15.39	-	-	234	200	H
6	* 12.11569	35.35	PK-U	38.7	-23.6	50.45	-	-	74	-23.55	85	125	V
	* 12.11318	24.3	ADR	38.8	-23.6	39.5	54	-14.5	-	-	85	125	V

* - indicates frequency in CFR47 Pt 15 / IC RSS-Restricted Band
PK-U - U-NII: Maximum Peak
ADR - U-NII AD primary method, RMS average

UL VERIFICATION SERVICES INC.
47173 Benicia Street, Fremont, CA 94538; USA TEL:(510) 319-4000 FAX:(510) 661-0888
This report shall not be reproduced except in full, without the written approval of UL Verification Services Inc.

1.1.17. TX ABOVE 1 GHz 802.11ax HE40 MODE IN THE 5.6 GHz BAND

1TX Antenna 5 MODE – 484 Tones, RU Index 65

BANDEDGE (LOW CHANNEL)

HORIZONTAL RESULT

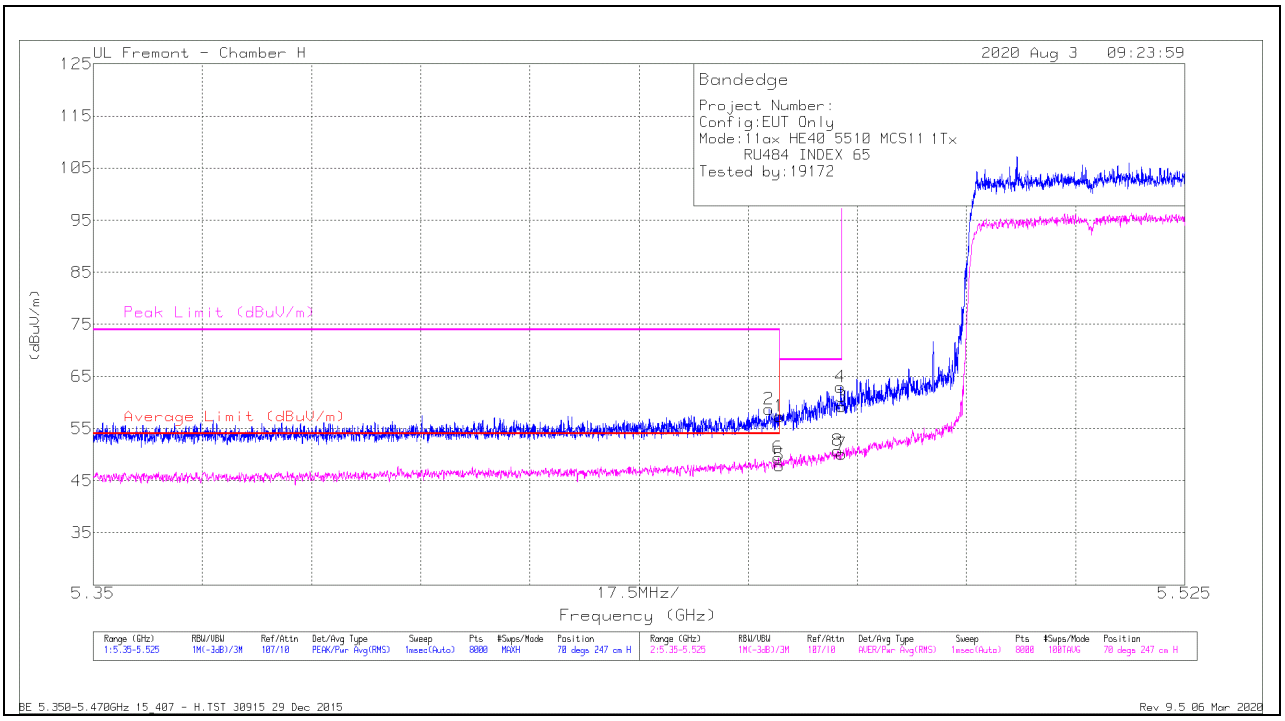

Marker	Frequency (GHz)	Meter Reading (dBuV)	Det	AF T863 (dB/m)	Amp/Cbl/Fltr/Pad (dB)	Corrected Reading (dBuV/m)	Average Limit (dBuV/m)	Margin (dB)	Peak Limit (dBuV/m)	PK Margin (dB)	Azimuth (Degs)	Height (cm)	Polarity
1	* 5.45998	43.04	Pk	35.2	-20.9	57.34	-	-	74	-16.66	70	247	H
2	* 5.45834	44.38	Pk	35.3	-20.9	58.78	-	-	74	-15.22	70	247	H
5	* 5.45998	33.55	RMS	35.2	-20.9	47.85	54	-6.15	-	-	70	247	H
6	* 5.45983	35.06	RMS	35.2	-20.9	49.36	54	-4.64	-	-	70	247	H
8	5.46934	36.44	RMS	35.3	-21	50.74	-	-	-	-	70	247	H
4	5.46983	48.65	Pk	35.3	-21	62.95	-	-	68.2	-5.25	70	247	H
3	5.46998	44.94	Pk	35.3	-21	59.24	-	-	68.2	-8.96	70	247	H
7	5.46998	35.82	RMS	35.3	-21	50.12	-	-	-	-	70	247	H

* - indicates frequency in CFR47 Pt 15 / IC RSS-Restricted Band
Pk - Peak detector
RMS - RMS detection

UL VERIFICATION SERVICES INC.
47173 Benicia Street, Fremont, CA 94538; USA TEL:(510) 319-4000 FAX:(510) 661-0888
This report shall not be reproduced except in full, without the written approval of UL Verification Services Inc.

VERTICAL RESULT

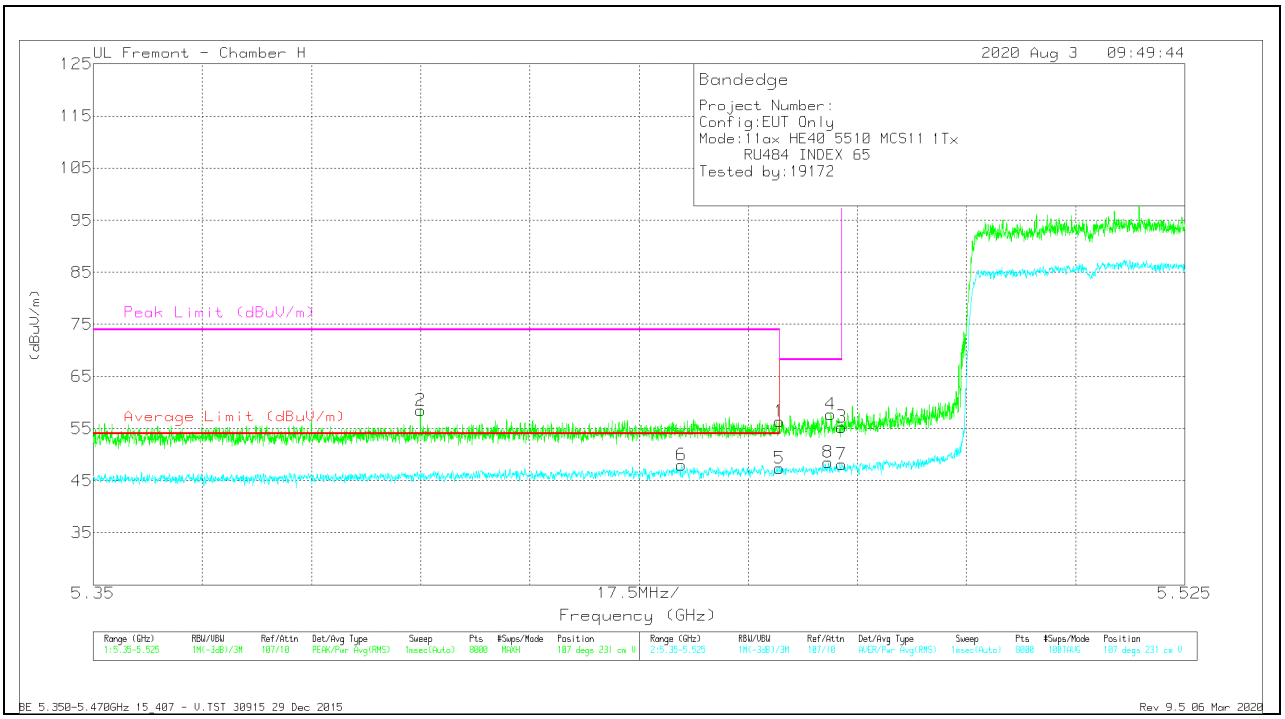

Marker	Frequency (GHz)	Meter Reading (dBuV)	Det	AF T863 (dB/m)	Amp/Cbl/Fltr/Pad (dB)	Corrected Reading (dBuV/m)	Average Limit (dBuV/m)	Margin (dB)	Peak Limit (dBuV/m)	PK Margin (dB)	Azimuth (Degs)	Height (cm)	Polarity
1	* 5.45998	42.07	Pk	35.2	-20.9	56.37	-	-	74	-17.63	107	231	V
2	* 5.40246	44.32	Pk	35	-20.8	58.52	-	-	74	-15.48	107	231	V
5	* 5.45998	33.13	RMS	35.2	-20.9	47.43	54	-6.57	-	-	107	231	V
6	* 5.44432	33.72	RMS	35.1	-20.8	48.02	54	-5.98	-	-	107	231	V
8	5.46781	34.15	RMS	35.3	-20.9	48.55	-	-	-	-	107	231	V
4	5.46825	43.35	Pk	35.3	-20.9	57.75	-	-	68.2	-10.45	107	231	V
3	5.46998	41	Pk	35.3	-21	55.3	-	-	68.2	-12.9	107	231	V
7	5.46998	33.87	RMS	35.3	-21	48.17	-	-	-	-	107	231	V

* - indicates frequency in CFR47 Pt 15 / IC RSS-Restricted Band
Pk - Peak detector
RMS - RMS detection

UL VERIFICATION SERVICES INC.
47173 Benicia Street, Fremont, CA 94538; USA TEL:(510) 319-4000 FAX:(510) 661-0888
This report shall not be reproduced except in full, without the written approval of UL Verification Services Inc.

1TX Antenna 5 MODE – 484 Tones, RU Index 65

BANDEDGE (HIGH CHANNEL)

HORIZONTAL RESULT

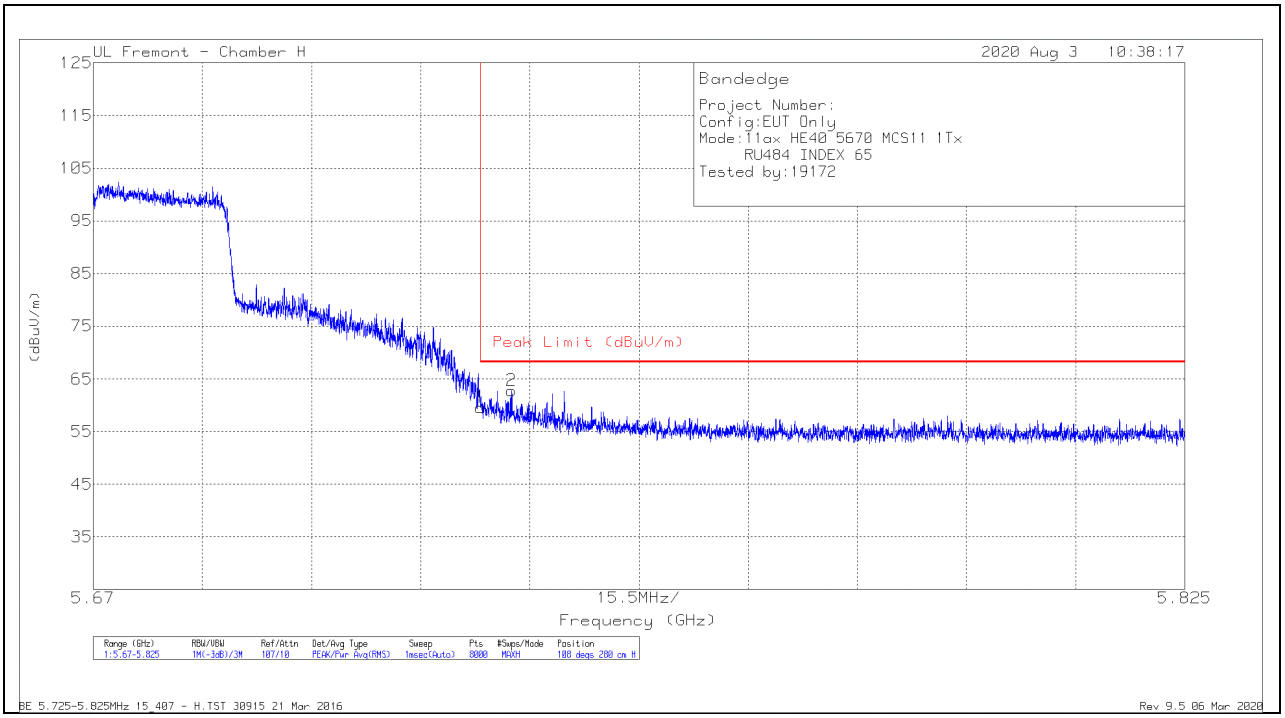

Marker	Frequency (GHz)	Meter Reading (dBuV)	Det	AF T863 (dB/m)	Amp/Cbl/Fltr/Pad (dB)	Corrected Reading (dBuV/m)	Peak Limit (dBuV/m)	PK Margin (dB)	Azimuth (Degs)	Height (cm)	Polarity
1	5.72501	45.7	Pk	35	-21.1	59.6	68.2	-8.6	108	280	H
2	5.72941	48.87	Pk	35	-21.1	62.77	68.2	-5.43	108	280	H

Pk - Peak detector

UL VERIFICATION SERVICES INC.
47173 Benicia Street, Fremont, CA 94538; USA TEL:(510) 319-4000 FAX:(510) 661-0888
This report shall not be reproduced except in full, without the written approval of UL Verification Services Inc.

VERTICAL RESULT

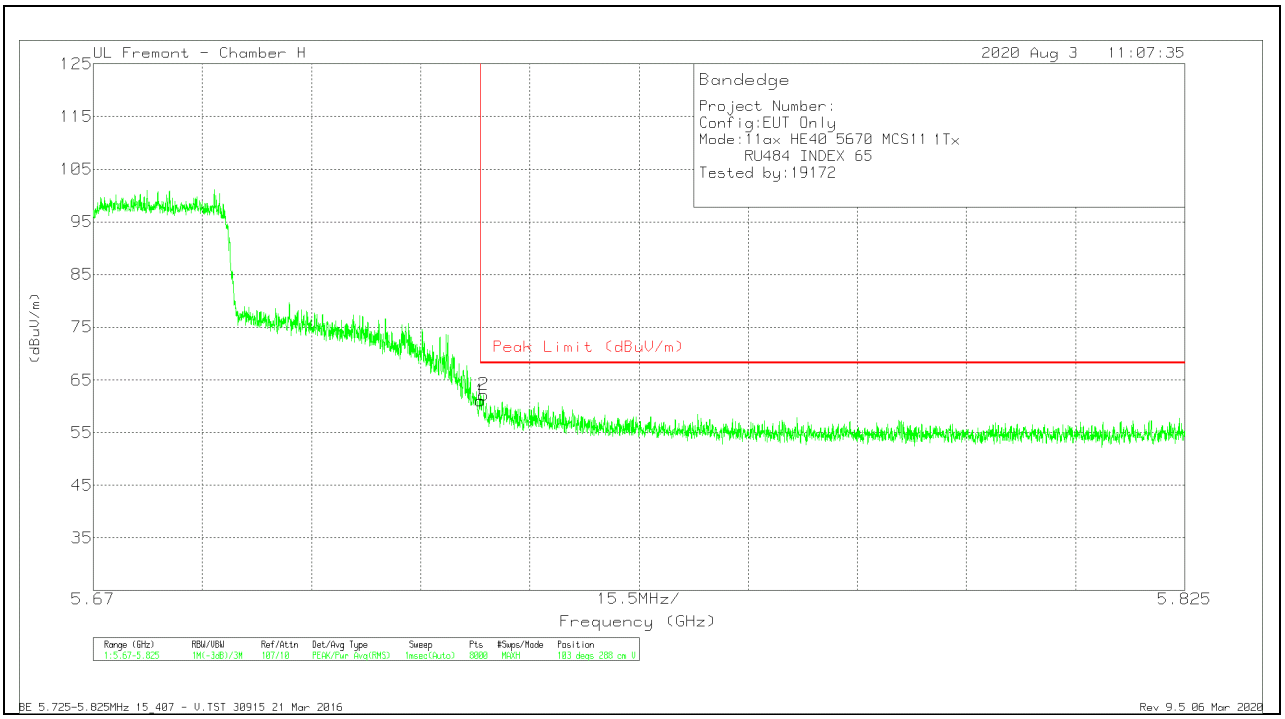

Marker	Frequency (GHz)	Meter Reading (dBuV)	Det	AF T863 (dB/m)	Amp/Cbl/Fltr/Pad (dB)	Corrected Reading (dBuV/m)	Peak Limit (dBuV/m)	PK Margin (dB)	Azimuth (Degs)	Height (cm)	Polarity
1	5.72501	47.18	Pk	35	-21.1	61.08	68.2	-7.12	103	288	V
2	5.72542	48.42	Pk	34.9	-21.1	62.22	68.2	-5.98	103	288	V

Pk - Peak detector

UL VERIFICATION SERVICES INC.
47173 Benicia Street, Fremont, CA 94538; USA TEL:(510) 319-4000 FAX:(510) 661-0888
This report shall not be reproduced except in full, without the written approval of UL Verification Services Inc.

1TX Antenna 5 MODE – 26 Tones, RU Index 0

BANDEDGE (LOW CHANNEL)

HORIZONTAL RESULT

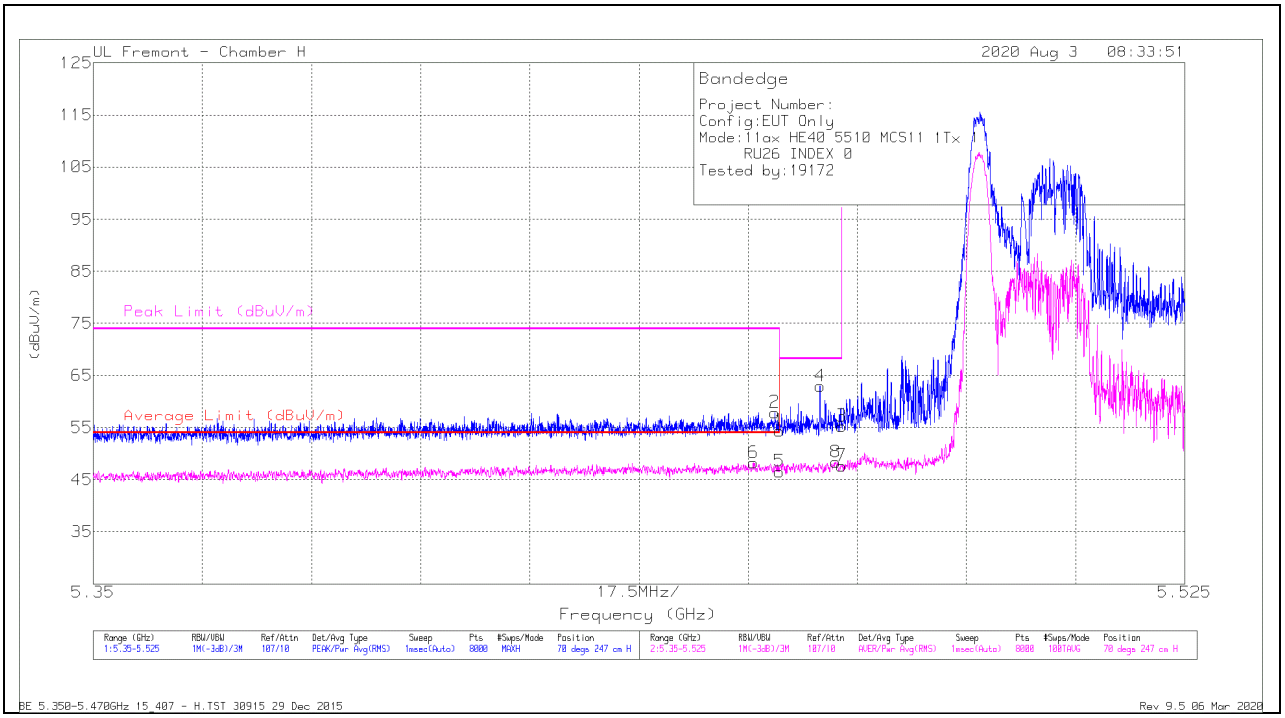

Marker	Frequency (GHz)	Meter Reading (dBuV)	Det	AF T863 (dB/m)	Amp/Cbl/Fltr/Pad (dB)	Corrected Reading (dBuV/m)	Average Limit (dBuV/m)	Margin (dB)	Peak Limit (dBuV/m)	PK Margin (dB)	Azimuth (Degs)	Height (cm)	Polarity
1	* 5.45998	40.13	Pk	35.2	-20.9	54.43	-	-	74	-19.57	70	247	H
2	* 5.45926	43.62	Pk	35.2	-20.9	57.92	-	-	74	-16.08	70	247	H
5	* 5.45998	32.28	RMS	35.2	-20.9	46.58	54	-7.42	-	-	70	247	H
6	* 5.45582	33.85	RMS	35.3	-20.9	48.25	54	-5.75	-	-	70	247	H
4	5.46652	48.72	Pk	35.2	-20.9	63.02	-	-	68.2	-5.18	70	247	H
8	5.46906	34.07	RMS	35.3	-21	48.37	-	-	-	-	70	247	H
3	5.46998	41	Pk	35.3	-21	55.3	-	-	68.2	-12.9	70	247	H
7	5.46998	33.4	RMS	35.3	-21	47.7	-	-	-	-	70	247	H

* - indicates frequency in CFR47 Pt 15 / IC RSS-Restricted Band
Pk - Peak detector
RMS - RMS detection

UL VERIFICATION SERVICES INC.
47173 Benicia Street, Fremont, CA 94538; USA TEL:(510) 319-4000 FAX:(510) 661-0888
This report shall not be reproduced except in full, without the written approval of UL Verification Services Inc.

VERTICAL RESULT

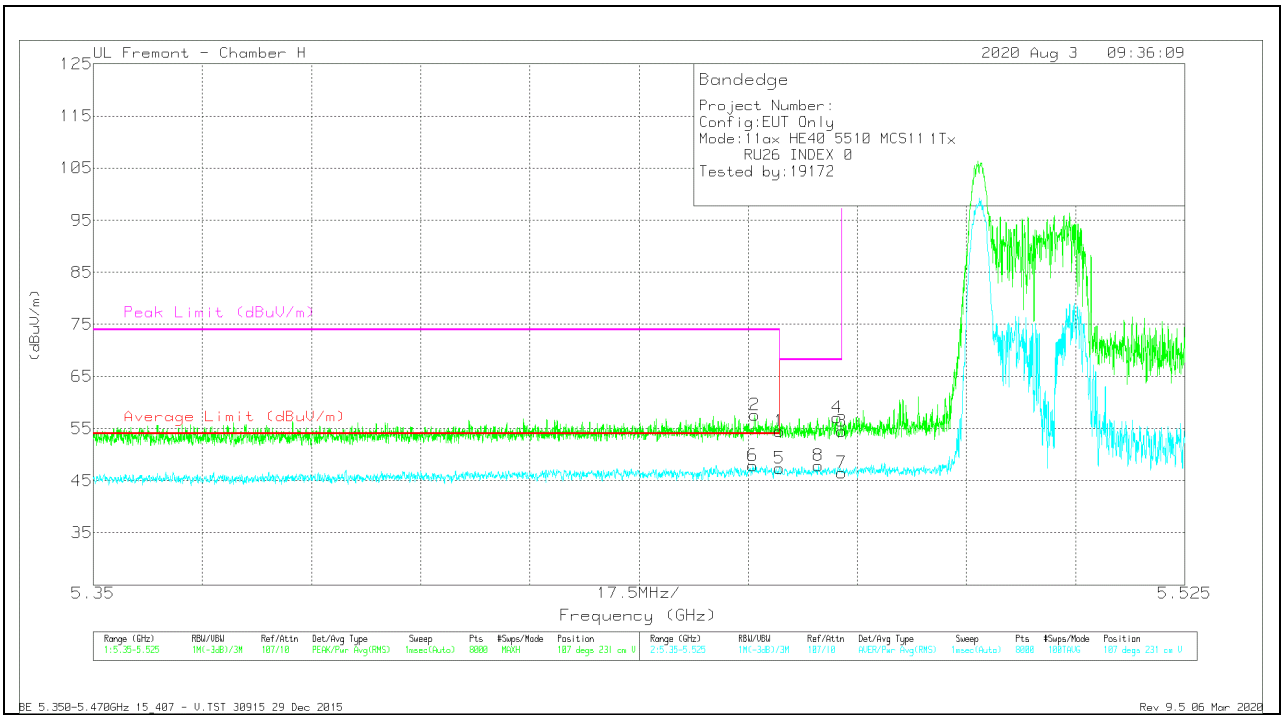

Marker	Frequency (GHz)	Meter Reading (dBuV)	Det	AF T863 (dB/m)	Amp/Cbl/Fltr/Pad (dB)	Corrected Reading (dBuV/m)	Average Limit (dBuV/m)	Margin (dB)	Peak Limit (dBuV/m)	PK Margin (dB)	Azimuth (Degs)	Height (cm)	Polarity
1	* 5.45998	40.22	Pk	35.2	-20.9	54.52	-	-	74	-19.48	107	231	V
2	* 5.45604	43.16	Pk	35.3	-20.9	57.56	-	-	74	-16.44	107	231	V
5	* 5.45998	33.08	RMS	35.2	-20.9	47.38	54	-6.62	-	-	107	231	V
6	* 5.45571	33.5	RMS	35.3	-20.9	47.9	54	-6.1	-	-	107	231	V
8	5.46626	33.57	RMS	35.2	-20.9	47.87	-	-	-	-	107	231	V
4	5.46924	42.85	Pk	35.3	-21	57.15	-	-	68.2	-11.05	107	231	V
3	5.46998	40.21	Pk	35.3	-21	54.51	-	-	68.2	-13.69	107	231	V
7	5.46998	32.24	RMS	35.3	-21	46.54	-	-	-	-	107	231	V

* - indicates frequency in CFR47 Pt 15 / IC RSS-Restricted Band
Pk - Peak detector
RMS - RMS detection

UL VERIFICATION SERVICES INC.
47173 Benicia Street, Fremont, CA 94538; USA TEL:(510) 319-4000 FAX:(510) 661-0888
This report shall not be reproduced except in full, without the written approval of UL Verification Services Inc.

1TX Antenna 5 MODE – 26 Tones, RU Index 8

BANDEDGE (HIGH CHANNEL)

HORIZONTAL RESULT

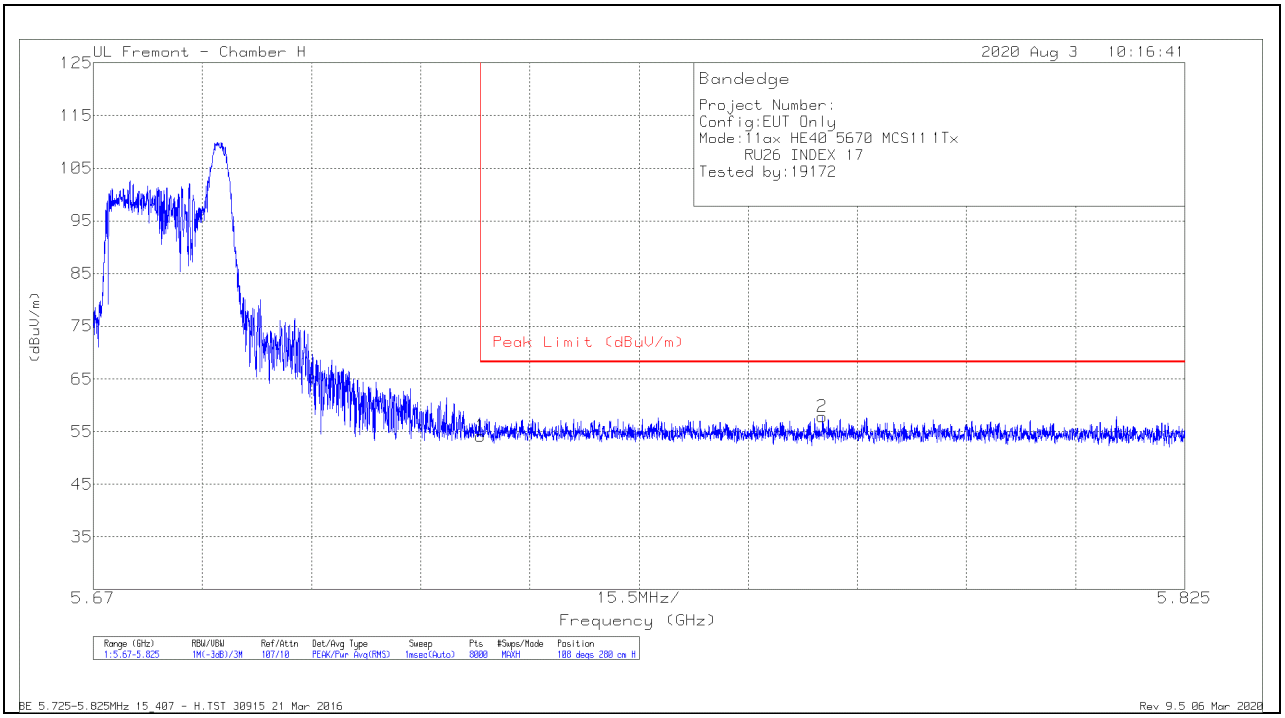

Marker	Frequency (GHz)	Meter Reading (dBuV)	Det	AF T863 (dB/m)	Amp/Cbl/Fltr/Pad (dB)	Corrected Reading (dBuV/m)	Peak Limit (dBuV/m)	PK Margin (dB)	Azimuth (Degs)	Height (cm)	Polarity
1	5.72501	40.25	Pk	35	-21.1	54.15	68.2	-14.05	108	280	H
2	5.77353	43.86	Pk	35.1	-21.1	57.86	68.2	-10.34	108	280	H

Pk - Peak detector

UL VERIFICATION SERVICES INC.
47173 Benicia Street, Fremont, CA 94538; USA TEL:(510) 319-4000 FAX:(510) 661-0888
This report shall not be reproduced except in full, without the written approval of UL Verification Services Inc.

VERTICAL RESULT

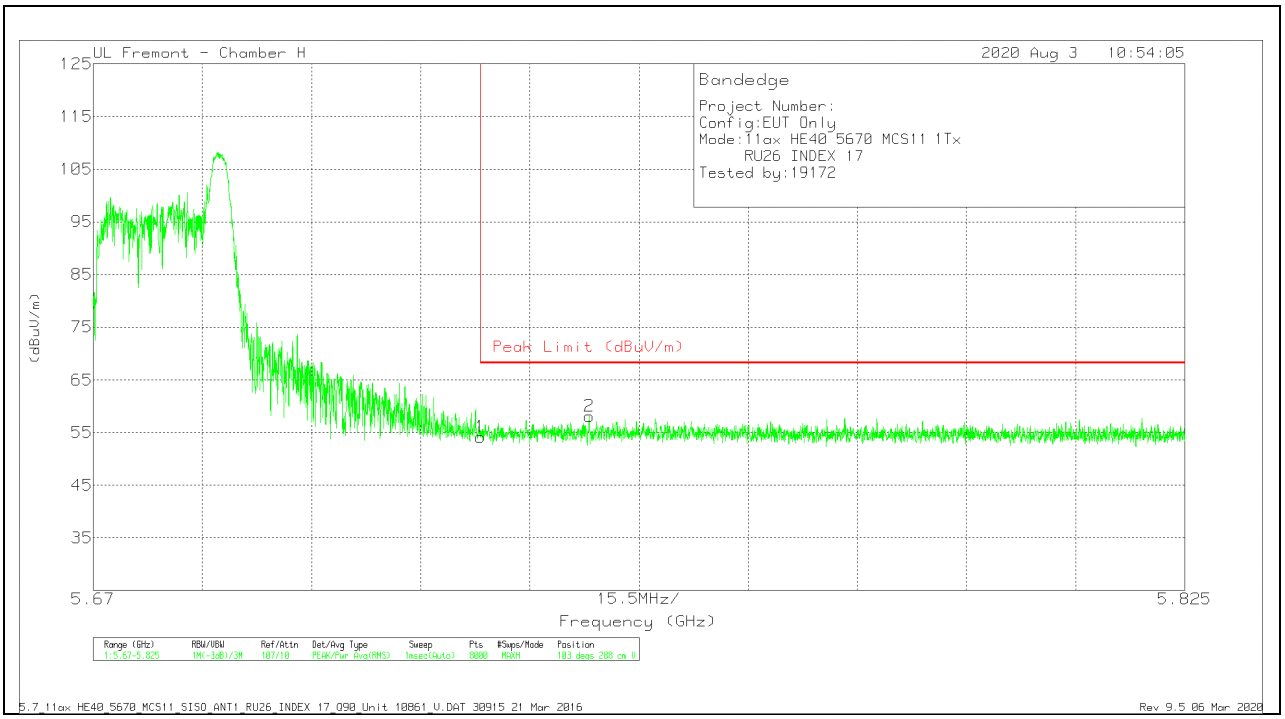

Marker	Frequency (GHz)	Meter Reading (dBuV)	Det	AF T863 (dB/m)	Amp/Cbl/Fltr/Pad (dB)	Corrected Reading (dBuV/m)	Peak Limit (dBuV/m)	PK Margin (dB)	Azimuth (Degs)	Height (cm)	Polarity
1	5.72501	40.24	Pk	35	-21.1	54.14	68.2	-14.06	103	288	V
2	5.74044	44.26	Pk	34.9	-21.1	58.06	68.2	-10.14	103	288	V

Pk - Peak detector

UL VERIFICATION SERVICES INC.
47173 Benicia Street, Fremont, CA 94538; USA TEL:(510) 319-4000 FAX:(510) 661-0888
This report shall not be reproduced except in full, without the written approval of UL Verification Services Inc.

1TX Antenna 6 MODE – 484 Tones, RU Index 65

BANDEDGE (LOW CHANNEL)

HORIZONTAL RESULT

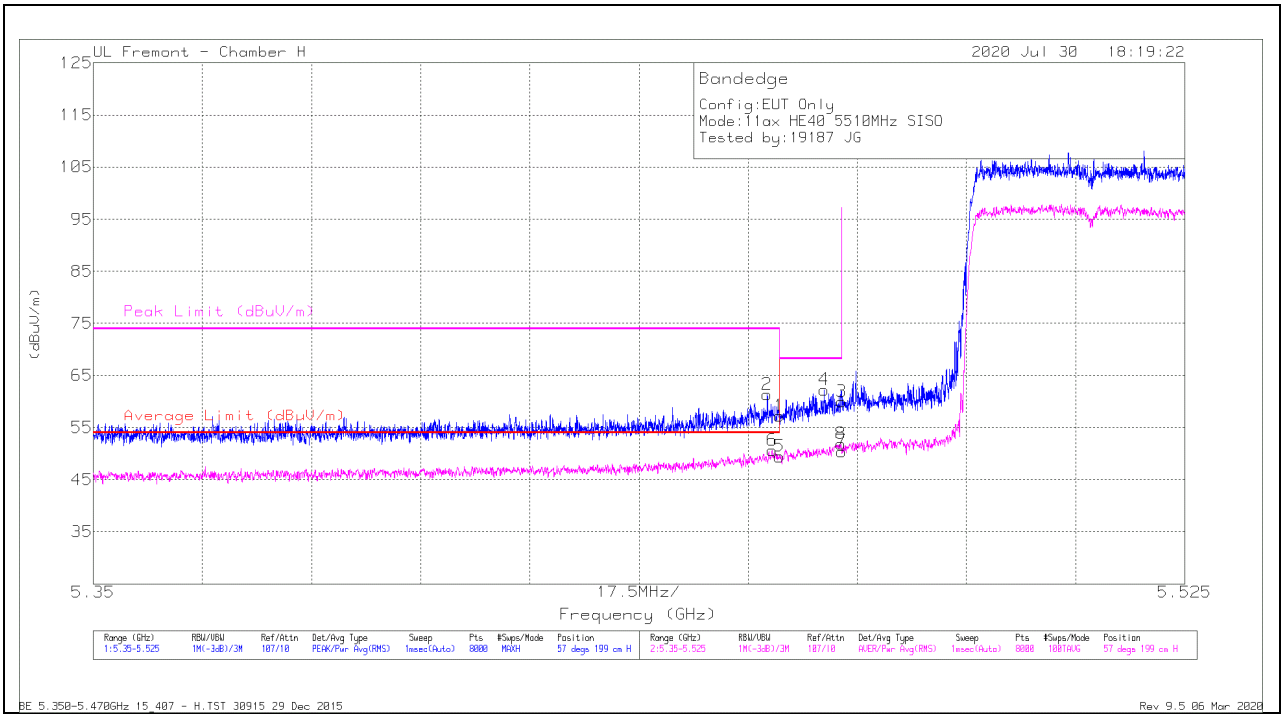

Marker	Frequency (GHz)	Meter Reading (dBuV)	Det	AF T863 (dB/m)	Amp/Cbl/Fltr/Pad (dB)	Corrected Reading (dBuV/m)	Average Limit (dBuV/m)	Margin (dB)	Peak Limit (dBuV/m)	PK Margin (dB)	Azimuth (Degs)	Height (cm)	Polarity
1	* 5.45998	42.94	Pk	35.2	-20.9	57.24	-	-	74	-16.76	57	199	H
2	* 5.45806	46.97	Pk	35.3	-20.9	61.37	-	-	74	-12.63	57	199	H
5	* 5.45998	35.15	RMS	35.2	-20.9	49.45	54	-4.55	-	-	57	199	H
6	* 5.45882	36.26	RMS	35.3	-20.9	50.66	54	-3.34	-	-	57	199	H
4	5.46718	47.88	Pk	35.3	-20.9	62.28	-	-	68.2	-5.92	57	199	H
8	5.46987	37.53	RMS	35.3	-21	51.83	-	-	-	-	57	199	H
3	5.46998	45.64	Pk	35.3	-21	59.94	-	-	68.2	-8.26	57	199	H
7	5.46998	36.14	RMS	35.3	-21	50.44	-	-	-	-	57	199	H

* - indicates frequency in CFR47 Pt 15 / IC RSS-Restricted Band
Pk - Peak detector
RMS - RMS detection

UL VERIFICATION SERVICES INC.
47173 Benicia Street, Fremont, CA 94538; USA TEL:(510) 319-4000 FAX:(510) 661-0888
This report shall not be reproduced except in full, without the written approval of UL Verification Services Inc.

VERTICAL RESULT

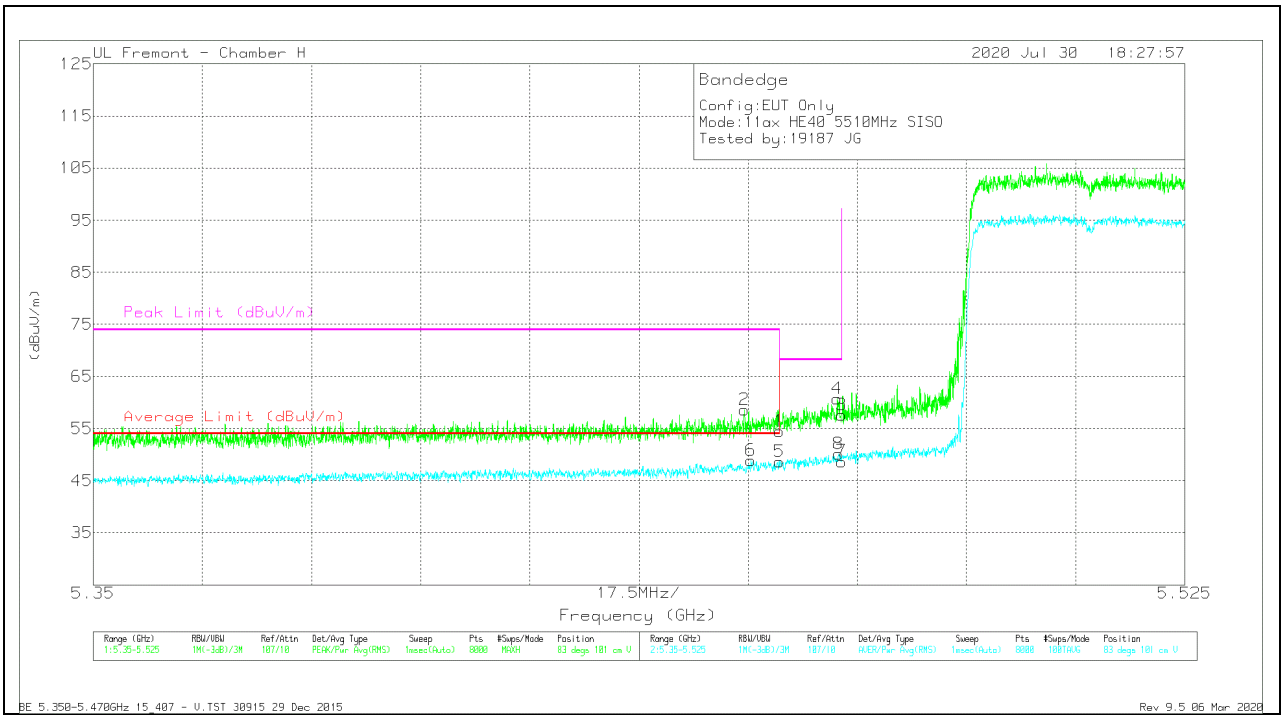

Marker	Frequency (GHz)	Meter Reading (dBuV)	Det	AF T863 (dB/m)	Amp/Cbl/Fltr/Pad (dB)	Corrected Reading (dBuV/m)	Average Limit (dBuV/m)	Margin (dB)	Peak Limit (dBuV/m)	PK Margin (dB)	Azimuth (Degs)	Height (cm)	Polarity
1	* 5.45998	40.2	Pk	35.2	-20.9	54.5	-	-	74	-19.5	83	101	V
2	* 5.4544	44.36	Pk	35.2	-20.9	58.66	-	-	74	-15.34	83	101	V
5	* 5.45998	34.3	RMS	35.2	-20.9	48.6	54	-5.4	-	-	83	101	V
6	* 5.45545	34.44	RMS	35.3	-20.9	48.84	54	-5.16	-	-	83	101	V
4	5.4693	46.47	Pk	35.3	-21	60.77	-	-	68.2	-7.43	83	101	V
8	5.46945	35.86	RMS	35.3	-21	50.16	-	-	-	-	83	101	V
3	5.46998	43.36	Pk	35.3	-21	57.66	-	-	68.2	-10.54	83	101	V
7	5.46998	34.4	RMS	35.3	-21	48.7	-	-	-	-	83	101	V

* - indicates frequency in CFR47 Pt 15 / IC RSS-Restricted Band
Pk - Peak detector
RMS - RMS detection

UL VERIFICATION SERVICES INC.
47173 Benicia Street, Fremont, CA 94538; USA TEL:(510) 319-4000 FAX:(510) 661-0888
This report shall not be reproduced except in full, without the written approval of UL Verification Services Inc.

1TX Antenna 6 MODE – MCS 11, 484 Tones, RU Index 65

BANDEDGE (HIGH CHANNEL)

HORIZONTAL RESULT

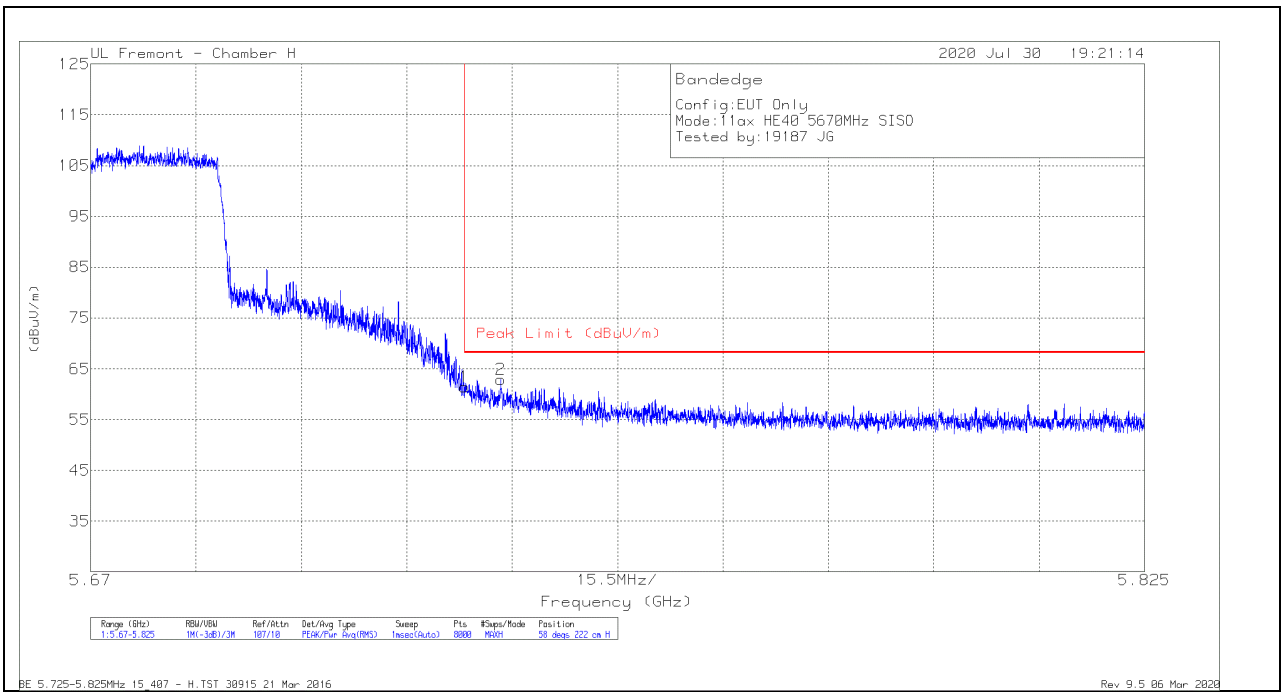

Marker	Frequency (GHz)	Meter Reading (dBuV)	Det	AF T863 (dB/m)	Amp/Cbl/Fltr/Pad (dB)	Corrected Reading (dBuV/m)	Peak Limit (dBuV/m)	PK Margin (dB)	Azimuth (Degs)	Height (cm)	Polarity
1	5.72501	47.53	Pk	35	-21.1	61.43	68.2	-6.77	58	222	H
2	5.73034	49.03	Pk	35	-21.1	62.93	68.2	-5.27	58	222	H

Pk - Peak detector

UL VERIFICATION SERVICES INC.
47173 Benicia Street, Fremont, CA 94538; USA TEL:(510) 319-4000 FAX:(510) 661-0888
This report shall not be reproduced except in full, without the written approval of UL Verification Services Inc.

VERTICAL RESULT

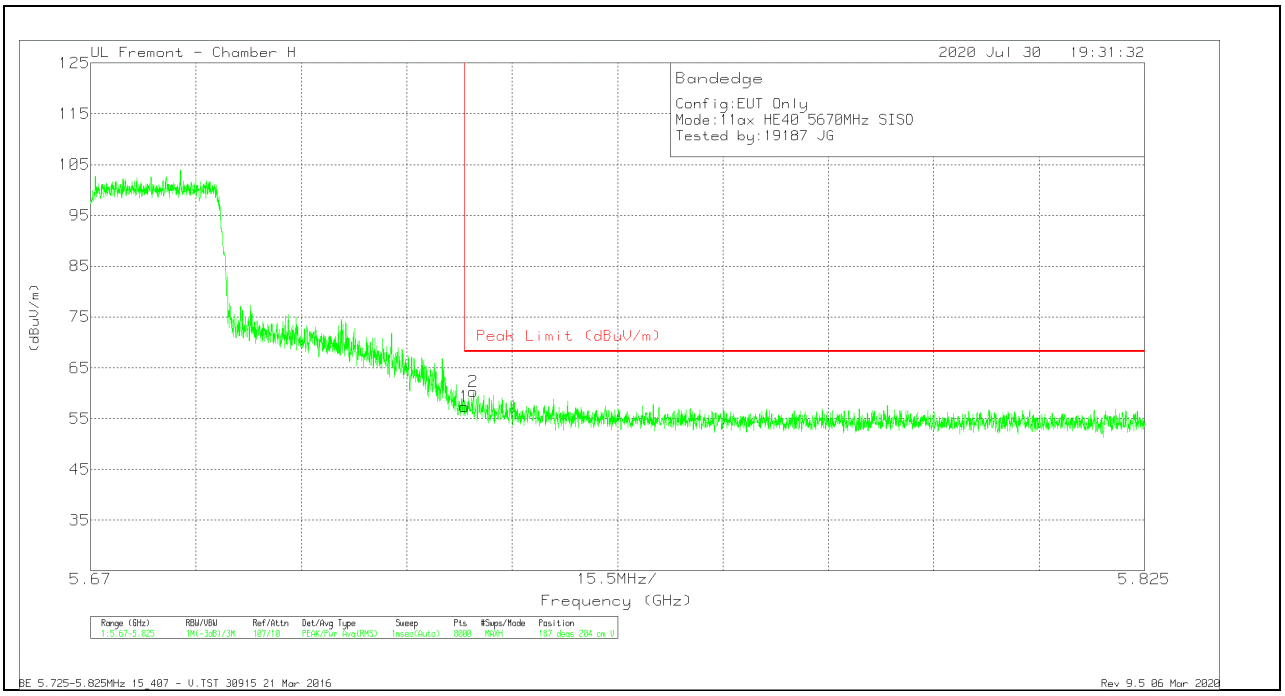

Marker	Frequency (GHz)	Meter Reading (dBuV)	Det	AF T863 (dB/m)	Amp/Cbl/Fltr/Pad (dB)	Corrected Reading (dBuV/m)	Peak Limit (dBuV/m)	PK Margin (dB)	Azimuth (Degs)	Height (cm)	Polarity
1	5.72501	43.45	Pk	35	-21.1	57.35	68.2	-10.85	187	204	V
2	5.72629	46.49	Pk	34.9	-21.1	60.29	68.2	-7.91	187	204	V

Pk - Peak detector

UL VERIFICATION SERVICES INC.
47173 Benicia Street, Fremont, CA 94538; USA TEL:(510) 319-4000 FAX:(510) 661-0888
This report shall not be reproduced except in full, without the written approval of UL Verification Services Inc.

1TX Antenna 6 MODE – 26 Tones, RU Index 0

BANDEDGE (LOW CHANNEL)

HORIZONTAL RESULT

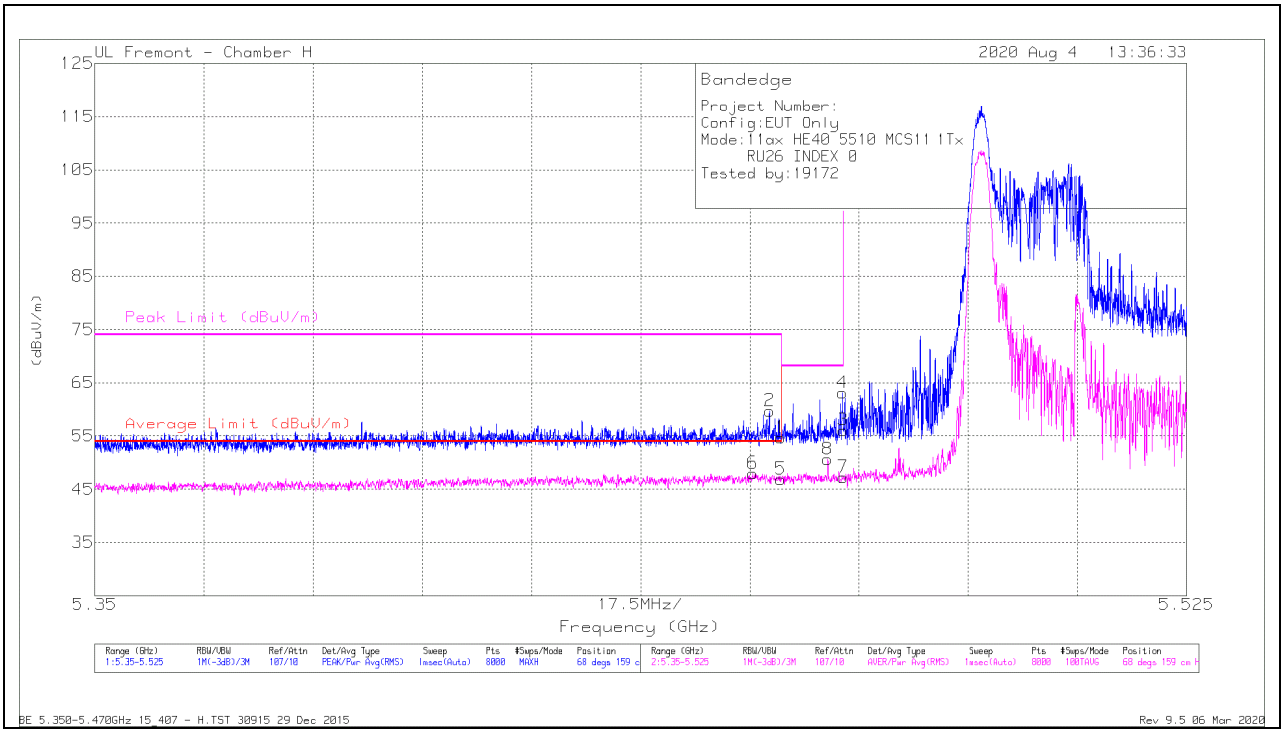

Marker	Frequency (GHz)	Meter Reading (dBuV)	Det	AF T863 (dB/m)	Amp/Cbl/Fltr/Pad (dB)	Corrected Reading (dBuV/m)	Average Limit (dBuV/m)	Margin (dB)	Peak Limit (dBuV/m)	PK Margin (dB)	Azimuth (Degs)	Height (cm)	Polarity
1	* 5.45998	40.39	Pk	35.2	-20.9	54.69	-	-	74	-19.31	68	159	H
2	* 5.45814	45.34	Pk	35.3	-20.9	59.74	-	-	74	-14.26	68	159	H
5	* 5.45998	32.58	RMS	35.2	-20.9	46.88	54	-7.12	-	-	68	159	H
6	* 5.45545	33.59	RMS	35.3	-20.9	47.99	54	-6.01	-	-	68	159	H
8	5.46748	36.22	RMS	35.3	-20.9	50.62	-	-	-	-	68	159	H
4	5.46985	48.8	Pk	35.3	-21	63.1	-	-	68.2	-5.1	68	159	H
3	5.46998	41.79	Pk	35.3	-21	56.09	-	-	68.2	-12.11	68	159	H
7	5.46998	32.96	RMS	35.3	-21	47.26	-	-	-	-	68	159	H

* - indicates frequency in CFR47 Pt 15 / IC RSS-Restricted Band
Pk - Peak detector
RMS - RMS detection

UL VERIFICATION SERVICES INC.
47173 Benicia Street, Fremont, CA 94538; USA TEL:(510) 319-4000 FAX:(510) 661-0888
This report shall not be reproduced except in full, without the written approval of UL Verification Services Inc.

VERTICAL RESULT

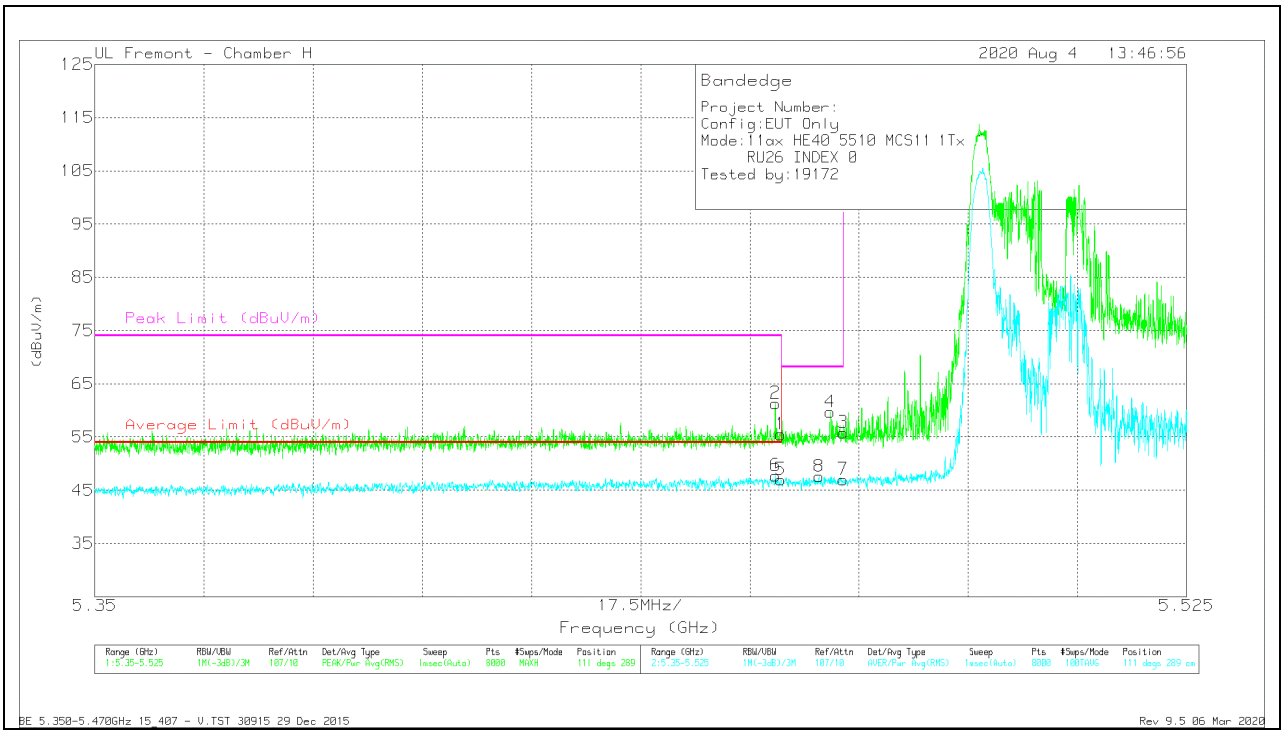

Marker	Frequency (GHz)	Meter Reading (dBuV)	Det	AF T863 (dB/m)	Amp/Cbl/Fltr/Pad (dB)	Corrected Reading (dBuV/m)	Average Limit (dBuV/m)	Margin (dB)	Peak Limit (dBuV/m)	PK Margin (dB)	Azimuth (Degs)	Height (cm)	Polarity
1	* 5.45998	41.19	Pk	35.2	-20.9	55.49	-	-	74	-18.51	111	289	V
2	* 5.45908	46.93	Pk	35.3	-20.9	61.33	-	-	74	-12.67	111	289	V
5	* 5.45998	32.7	RMS	35.2	-20.9	47	54	-7	-	-	111	289	V
6	* 5.45908	33.36	RMS	35.3	-20.9	47.76	54	-6.24	-	-	111	289	V
8	5.46608	33.28	RMS	35.2	-20.9	47.58	-	-	-	-	111	289	V
4	5.46786	45.29	Pk	35.3	-20.9	59.69	-	-	68.2	-8.51	111	289	V
3	5.46998	41.52	Pk	35.3	-21	55.82	-	-	68.2	-12.38	111	289	V
7	5.46998	32.73	RMS	35.3	-21	47.03	-	-	-	-	111	289	V

* - indicates frequency in CFR47 Pt 15 / IC RSS-Restricted Band
Pk - Peak detector
RMS - RMS detection

UL VERIFICATION SERVICES INC.
47173 Benicia Street, Fremont, CA 94538; USA TEL:(510) 319-4000 FAX:(510) 661-0888
This report shall not be reproduced except in full, without the written approval of UL Verification Services Inc.

1TX Antenna 6 MODE – 26 Tones, RU Index 17

BANDEDGE (HIGH CHANNEL)

HORIZONTAL RESULT

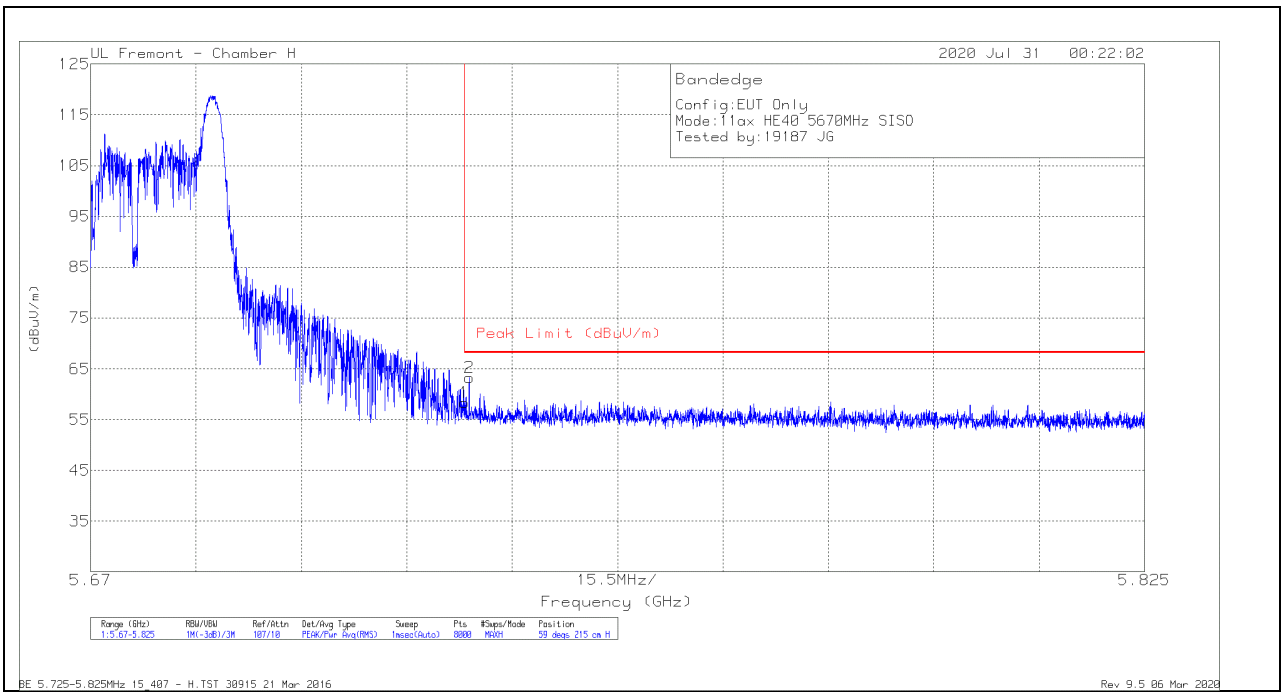

Marker	Frequency (GHz)	Meter Reading (dBuV)	Det	AF T863 (dB/m)	Amp/Cbl/Fltr/Pad (dB)	Corrected Reading (dBuV/m)	Peak Limit (dBuV/m)	PK Margin (dB)	Azimuth (Degs)	Height (cm)	Polarity
1	5.72501	44.39	Pk	35	-21.1	58.29	68.2	-9.91	59	215	H
2	5.72569	49.42	Pk	34.9	-21.1	63.22	68.2	-4.98	59	215	H

Pk - Peak detector

UL VERIFICATION SERVICES INC.
47173 Benicia Street, Fremont, CA 94538; USA TEL:(510) 319-4000 FAX:(510) 661-0888
This report shall not be reproduced except in full, without the written approval of UL Verification Services Inc.

VERTICAL RESULT

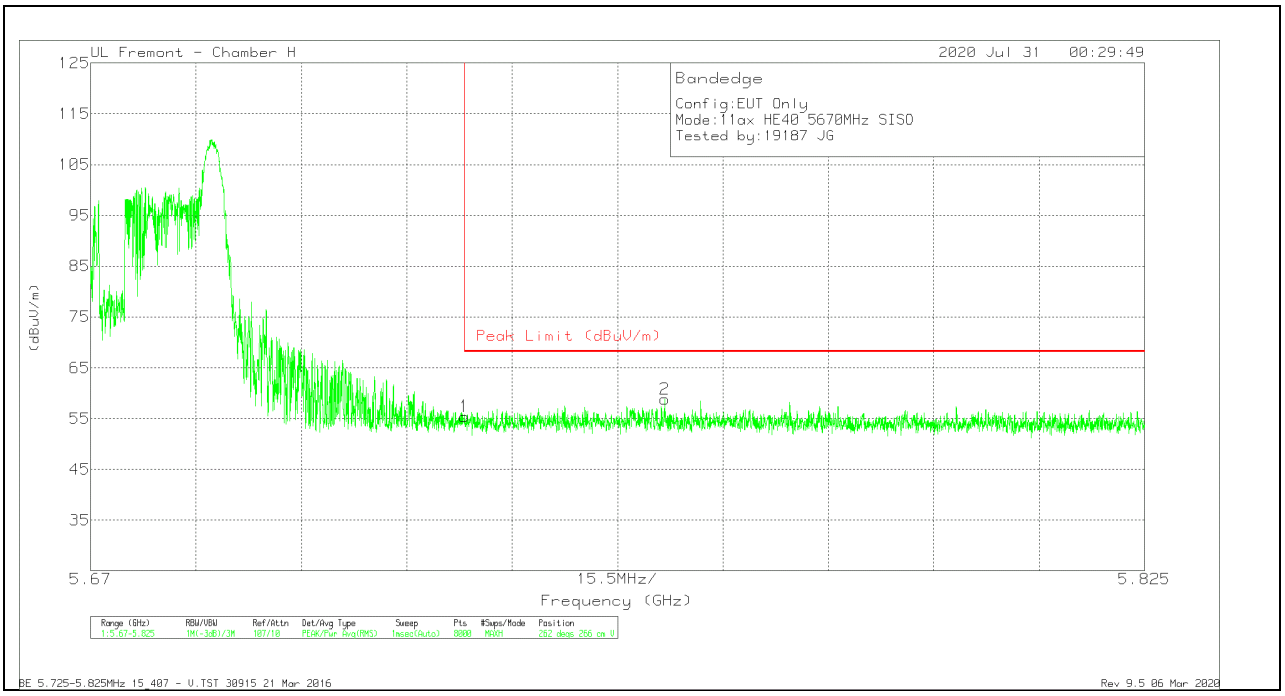

Marker	Frequency (GHz)	Meter Reading (dBuV)	Det	AF T863 (dB/m)	Amp/Cbl/Fltr/Pad (dB)	Corrected Reading (dBuV/m)	Peak Limit (dBuV/m)	PK Margin (dB)	Azimuth (Degs)	Height (cm)	Polarity
1	5.72501	41.54	Pk	35	-21.1	55.44	68.2	-12.76	262	266	V
2	5.75443	44.8	Pk	35	-21	58.8	68.2	-9.4	262	266	V

Pk - Peak detector

UL VERIFICATION SERVICES INC.
47173 Benicia Street, Fremont, CA 94538; USA TEL:(510) 319-4000 FAX:(510) 661-0888
This report shall not be reproduced except in full, without the written approval of UL Verification Services Inc.

2TX Antenna 5 + Antenna 6 OFDMA MODE – 484 Tones, RU Index 65

BANDEDGE (LOW CHANNEL)

HORIZONTAL RESULT

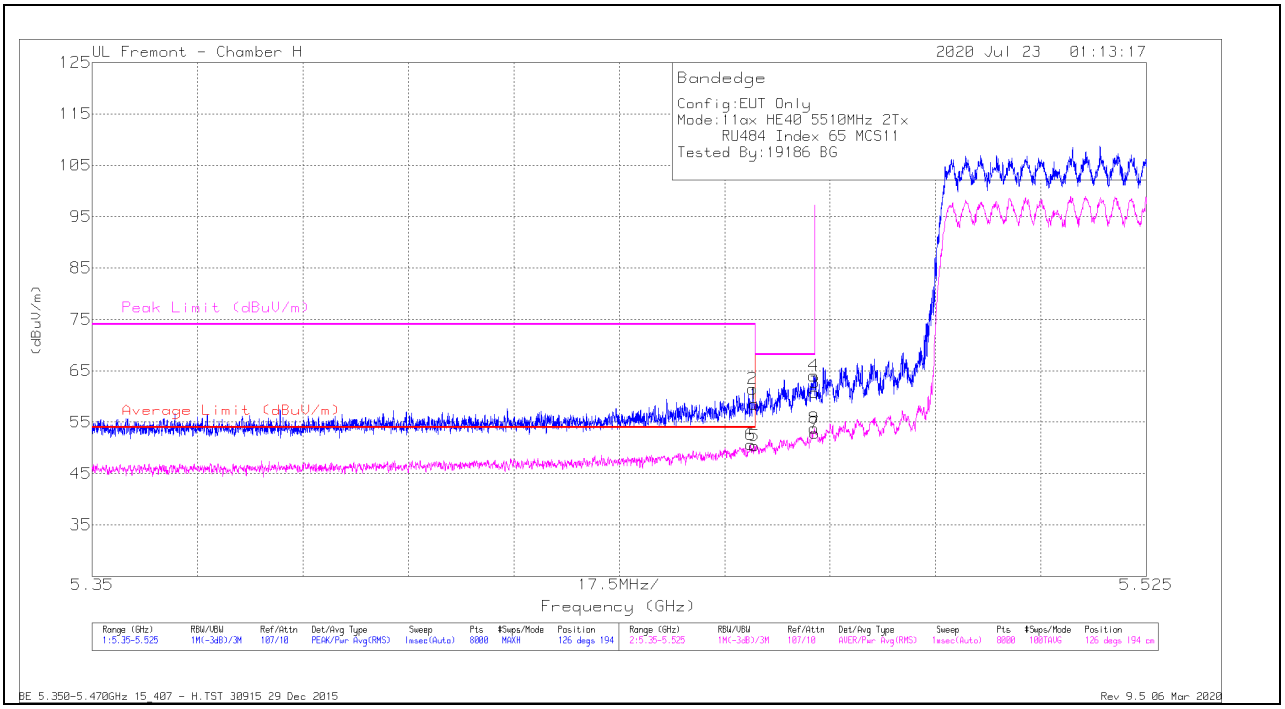

Marker	Frequency (GHz)	Meter Reading (dBuV)	Det	AF T863 (dB/m)	Amp/Cbl/Fltr/Pad (dB)	Corrected Reading (dBuV/m)	Average Limit (dBuV/m)	Margin (dB)	Peak Limit (dBuV/m)	PK Margin (dB)	Azimuth (Degs)	Height (cm)	Polarity
1	* 5.45998	44.25	Pk	35.2	-20.9	58.55	-	-	74	-15.45	126	194	H
2	* 5.45967	47.19	Pk	35.2	-20.9	61.49	-	-	74	-12.51	126	194	H
5	* 5.45998	36.09	RMS	35.2	-20.9	5.39	54	-3.61	-	-	126	194	H
6	* 5.4593	36.34	RMS	35.2	-20.9	50.64	54	-3.36	-	-	126	194	H
4	5.4698	49.76	Pk	35.3	-21	64.06	-	-	68.2	-4.14	126	194	H
8	5.46987	39.52	RMS	35.3	-21	53.82	-	-	-	-	126	194	H
3	5.46998	46.47	Pk	35.3	-21	60.77	-	-	68.2	-7.43	126	194	H
7	5.46998	38.57	RMS	35.3	-21	52.87	-	-	-	-	126	194	H

* - indicates frequency in CFR47 Pt 15 / IC RSS-Restricted Band
Pk - Peak detector
RMS - RMS detection

UL VERIFICATION SERVICES INC.
47173 Benicia Street, Fremont, CA 94538; USA TEL:(510) 319-4000 FAX:(510) 661-0888
This report shall not be reproduced except in full, without the written approval of UL Verification Services Inc.

VERTICAL RESULT

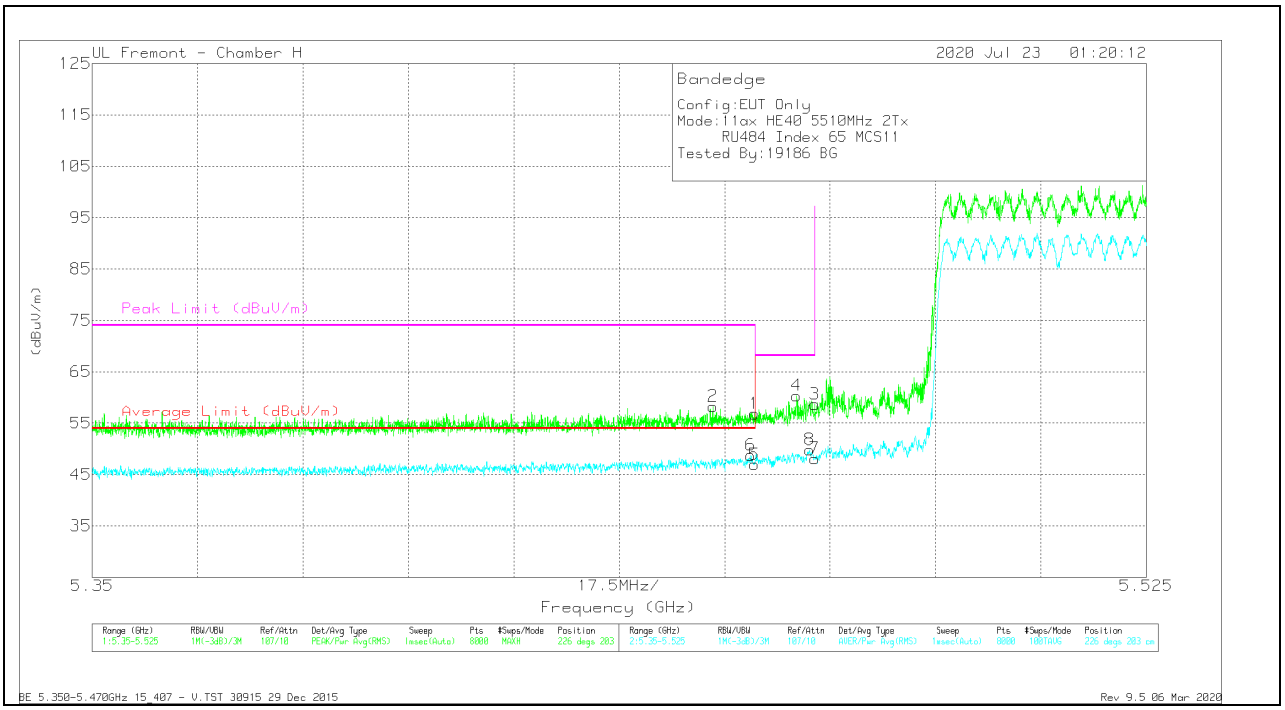

Marker	Frequency (GHz)	Meter Reading (dBuV)	Det	AF T863 (dB/m)	Amp/Cbl/Fltr/Pad (dB)	Corrected Reading (dBuV/m)	Average Limit (dBuV/m)	Margin (dB)	Peak Limit (dBuV/m)	PK Margin (dB)	Azimuth (Degs)	Height (cm)	Polarity
1	* 5.45998	42.55	Pk	35.2	-20.9	56.85	-	-	74	-17.15	226	203	V
2	* 5.45305	43.98	Pk	35.2	-20.9	58.28	-	-	74	-15.72	226	203	V
5	* 5.45998	32.66	RMS	35.2	-20.9	46.96	54	-7.04	-	-	226	203	V
6	* 5.45935	34.46	RMS	35.2	-20.9	48.76	54	-5.24	-	-	226	203	V
4	5.46694	45.97	Pk	35.3	-20.9	60.37	-	-	68.2	-7.83	226	203	V
8	5.4691	35.54	RMS	35.3	-21	49.84	-	-	-	-	226	203	V
3	5.46998	44.37	Pk	35.3	-21	58.67	-	-	68.2	-9.53	226	203	V
7	5.46998	33.8	RMS	35.3	-21	48.1	-	-	-	-	226	203	V

* - indicates frequency in CFR47 Pt 15 / IC RSS-Restricted Band
Pk - Peak detector
RMS - RMS detection

UL VERIFICATION SERVICES INC.
47173 Benicia Street, Fremont, CA 94538; USA TEL:(510) 319-4000 FAX:(510) 661-0888
This report shall not be reproduced except in full, without the written approval of UL Verification Services Inc.

2TX Antenna 5 + Antenna 6 OFDMA MODE – 484 Tones, RU Index 65

BANDEDGE (HIGH CHANNEL)

HORIZONTAL RESULT

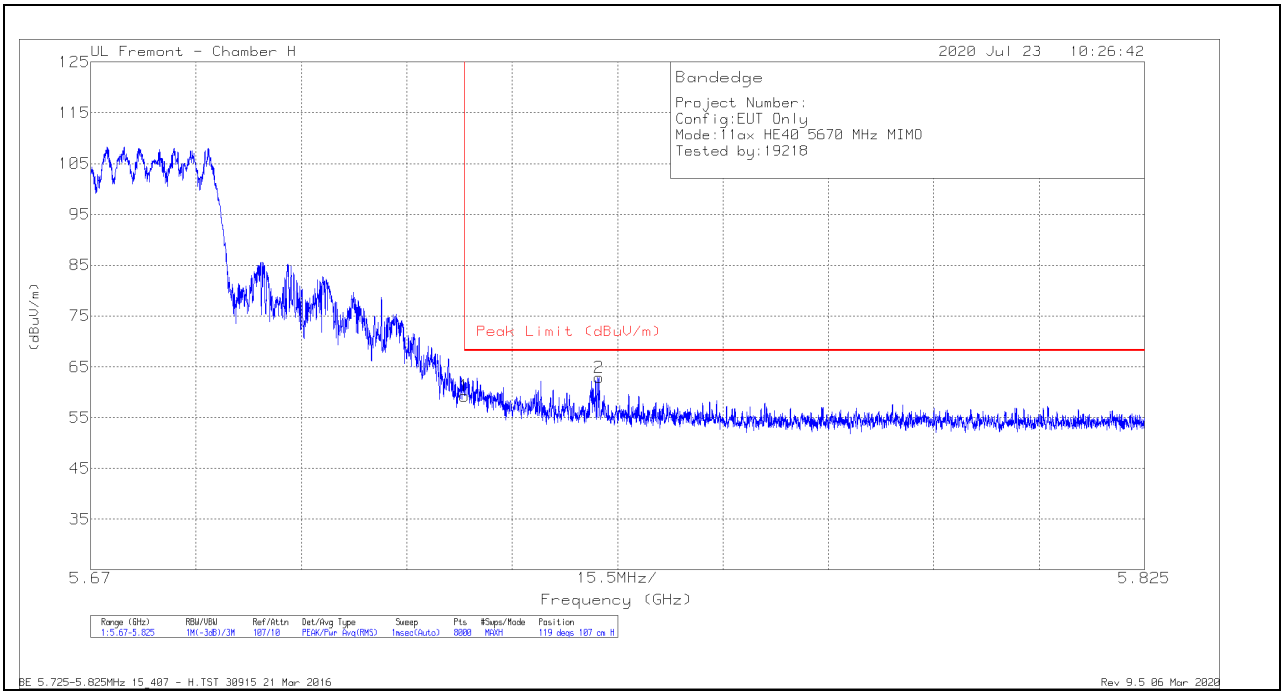

Marker	Frequency (GHz)	Meter Reading (dBuV)	Det	AF T863 (dB/m)	Amp/Cbl/Fltr/Pad (dB)	Corrected Reading (dBuV/m)	Peak Limit (dBuV/m)	PK Margin (dB)	Azimuth (Degs)	Height (cm)	Polarity
1	5.72501	45.37	Pk	35	-21.1	59.27	68.2	-8.93	119	107	H
2	5.74474	48.93	Pk	35	-21	62.93	68.2	-5.27	119	107	H

Pk - Peak detector

UL VERIFICATION SERVICES INC.
47173 Benicia Street, Fremont, CA 94538; USA TEL:(510) 319-4000 FAX:(510) 661-0888
This report shall not be reproduced except in full, without the written approval of UL Verification Services Inc.

VERTICAL RESULT

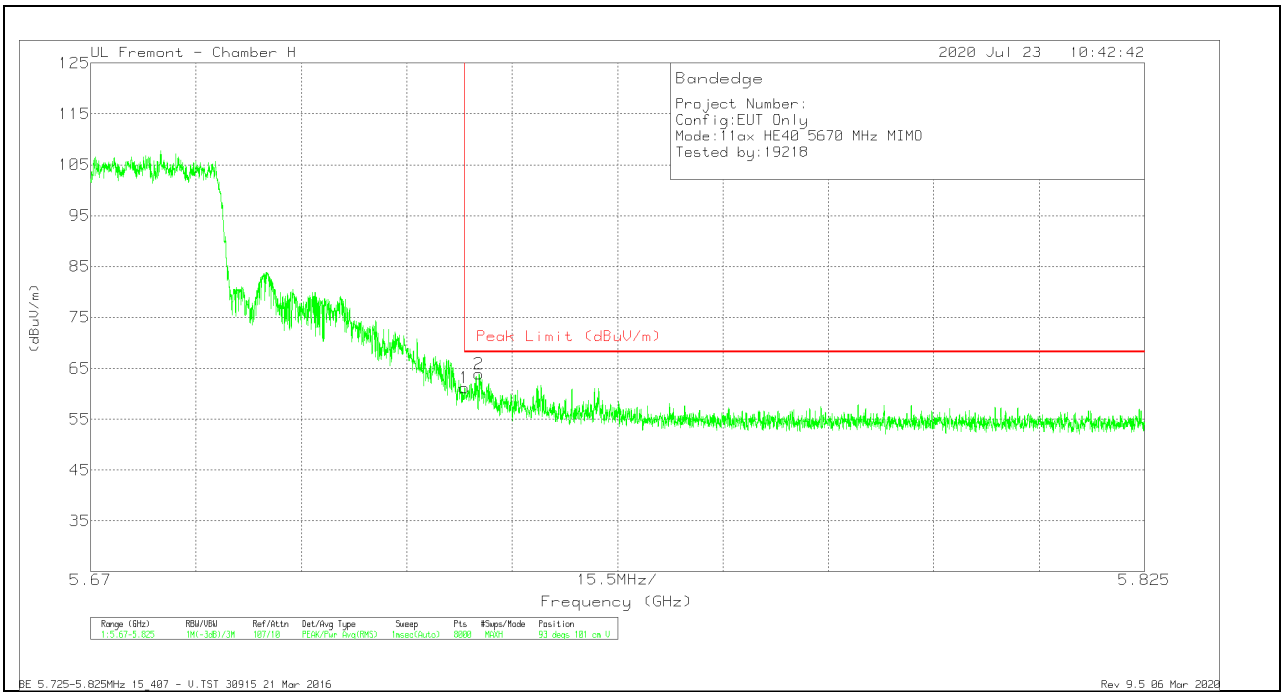

Marker	Frequency (GHz)	Meter Reading (dBuV)	Det	AF T863 (dB/m)	Amp/Cbl/Fltr/Pad (dB)	Corrected Reading (dBuV/m)	Peak Limit (dBuV/m)	PK Margin (dB)	Azimuth (Degs)	Height (cm)	Polarity
1	5.72501	47.32	Pk	35	-21.1	61.22	68.2	-6.98	93	101	V
2	5.72712	50.04	Pk	34.9	-21.1	63.84	68.2	-4.36	93	101	V

Pk - Peak detector

UL VERIFICATION SERVICES INC.
47173 Benicia Street, Fremont, CA 94538; USA TEL:(510) 319-4000 FAX:(510) 661-0888
This report shall not be reproduced except in full, without the written approval of UL Verification Services Inc.

HARMONICS AND SPURIOUS EMISSIONS

484 Tones, RU index 65 RESULTS

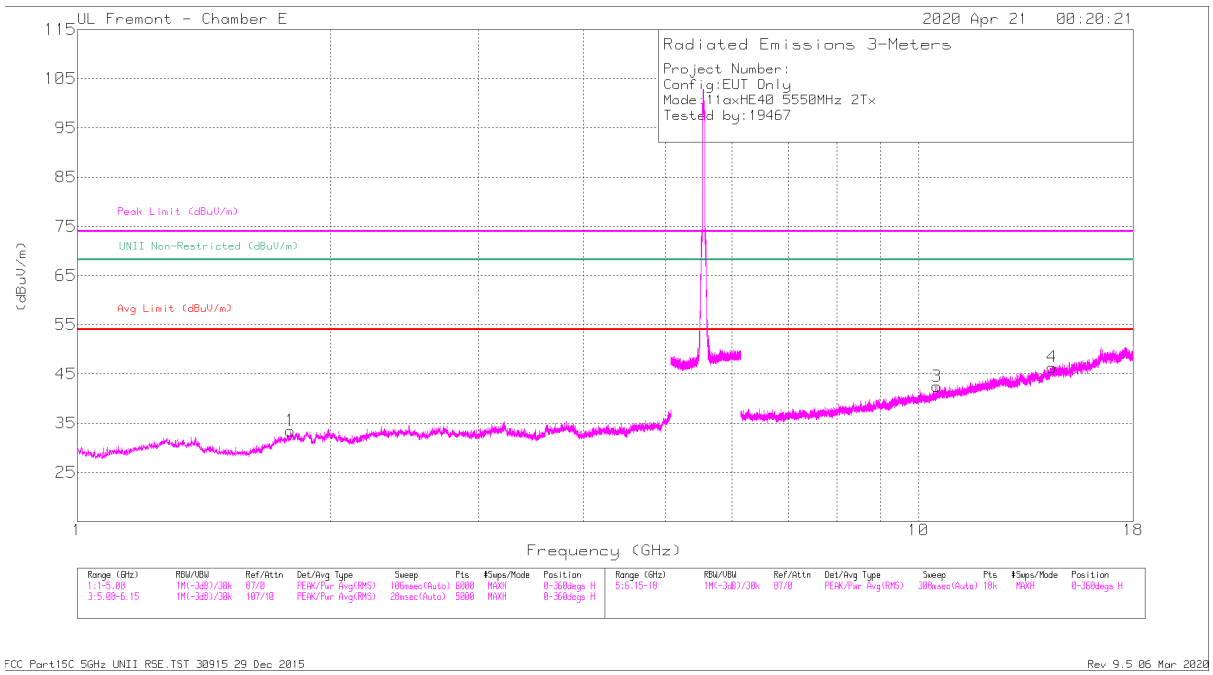

HORIZONTAL

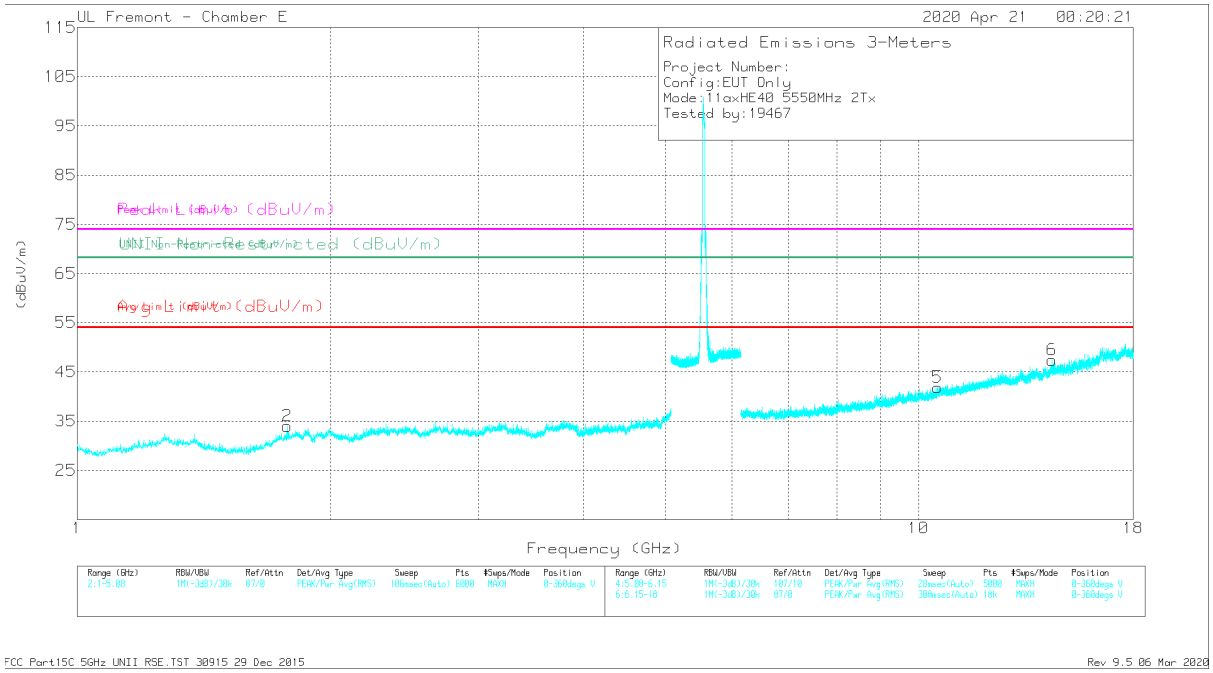

VERTICAL

UL VERIFICATION SERVICES INC.
47173 Benicia Street, Fremont, CA 94538; USA TEL:(510) 319-4000 FAX:(510) 661-0888
This report shall not be reproduced except in full, without the written approval of UL Verification Services Inc.

RADIATED EMISSIONS

Marker	Frequency (GHz)	Meter Reading (dBuV)	Det	AF T712 (dB/m)	Amp/Cbl/Fltr/Pad (dB)	Corrected Reading (dBuV/m)	UNII Non-Restricted (dBuV/m)	PK Margin (dB)	Azimuth (Degs)	Height (cm)	Polarity
2	1.77677	45.03	PK-U	30.3	-35.2	40.13	68.2	-28.07	0	101	V
	1.77694	33.22	ADR	30.3	-35.2	28.32	-	-	0	101	V
1	1.79234	32.97	ADR	30.4	-35	28.37	-	-	0	200	H
	1.7949	44.45	PK-U	30.5	-35	39.95	68.2	-28.25	0	200	H
3	10.52037	26.09	ADR	37.5	-26.3	37.29	-	-	0	101	H
	10.52085	37.11	PK-U	37.5	-26.3	48.31	68.2	-19.89	0	101	H
5	10.53851	25.3	ADR	37.6	-26.1	36.8	-	-	113	199	V
	10.53916	37.05	PK-U	37.6	-26.1	48.55	68.2	-19.65	113	199	V
6	14.40737	24.15	ADR	39.3	-21.2	42.25	-	-	113	199	V
	14.40815	34.92	PK-U	39.3	-21.3	52.92	68.2	-15.28	113	199	V
4	14.41912	23.59	ADR	39.3	-21.3	41.59	-	-	88	199	H
	14.41958	35.77	PK-U	39.4	-21.3	53.87	68.2	-14.33	88	199	H

PK-U - U-NII: Maximum Peak
ADR - U-NII AD primary method, RMS average

UL VERIFICATION SERVICES INC.
47173 Benicia Street, Fremont, CA 94538; USA TEL:(510) 319-4000 FAX:(510) 661-0888
This report shall not be reproduced except in full, without the written approval of UL Verification Services Inc.

2TX Antenna 5 + Antenna 6 OFDMA MODE – 26 Tones, RU Index 0

BANDEDGE (LOW CHANNEL)

HORIZONTAL RESULT

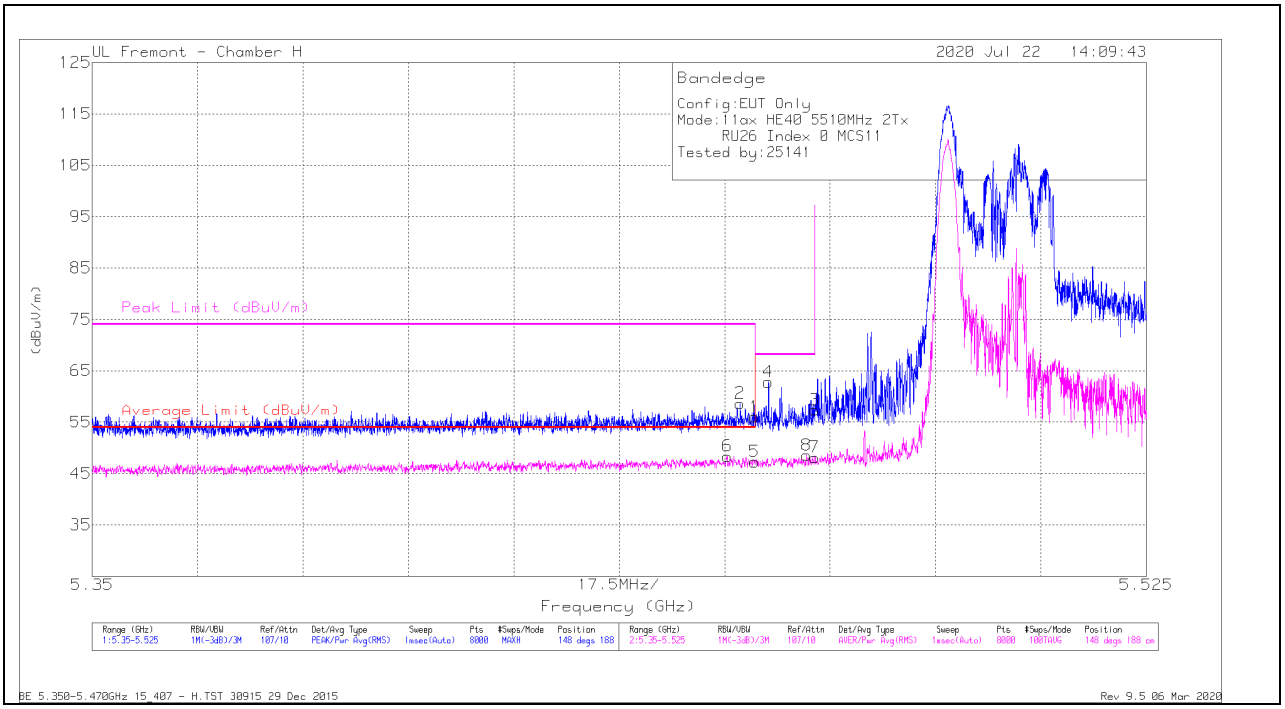

Marker	Frequency (GHz)	Meter Reading (dBuV)	Det	AF T863 (dB/m)	Amp/Cbl/Fltr/Pad (dB)	Corrected Reading (dBuV/m)	Average Limit (dBuV/m)	Margin (dB)	Peak Limit (dBuV/m)	PK Margin (dB)	Azimuth (Degs)	Height (cm)	Polarity
1	* 5.45998	41.72	Pk	35.2	-20.9	56.02	-	-	74	-17.98	148	188	H
2	* 5.45757	44.24	Pk	35.3	-20.9	58.64	-	-	74	-15.36	148	188	H
5	* 5.45998	33	RMS	35.2	-20.9	47.3	54	-6.7	-	-	148	188	H
6	* 5.45543	33.98	RMS	35.3	-20.9	48.38	54	-5.62	-	-	148	188	H
4	5.46228	48.53	Pk	35.2	-20.9	62.83	-	-	68.2	-5.37	148	188	H
8	5.46862	34.27	RMS	35.3	-21	48.57	-	-	-	-	148	188	H
3	5.46998	43.06	Pk	35.3	-21	57.36	-	-	68.2	-10.84	148	188	H
7	5.46998	33.84	RMS	35.3	-21	48.14	-	-	-	-	148	188	H

* - indicates frequency in CFR47 Pt 15 / IC RSS-Restricted Band
Pk - Peak detector
RMS - RMS detection

UL VERIFICATION SERVICES INC.
47173 Benicia Street, Fremont, CA 94538; USA TEL:(510) 319-4000 FAX:(510) 661-0888
This report shall not be reproduced except in full, without the written approval of UL Verification Services Inc.

VERTICAL RESULT

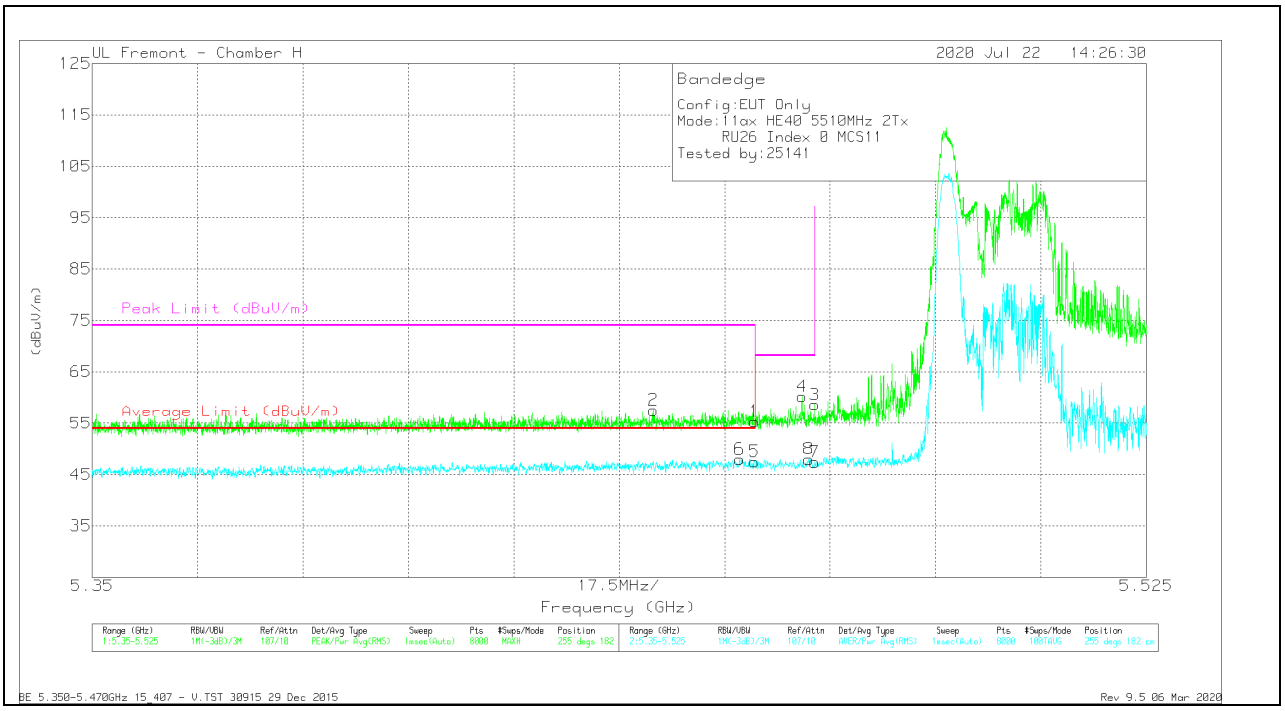

Marker	Frequency (GHz)	Meter Reading (dBuV)	Det	AF T863 (dB/m)	Amp/Cbl/Fltr/Pad (dB)	Corrected Reading (dBuV/m)	Average Limit (dBuV/m)	Margin (dB)	Peak Limit (dBuV/m)	PK Margin (dB)	Azimuth (Degs)	Height (cm)	Polarity
1	* 5.45998	41.01	Pk	35.2	-20.9	55.31	-	-	74	-18.69	255	182	V
2	* 5.44313	43.24	Pk	35.1	-20.8	57.54	-	-	74	-16.46	255	182	V
5	* 5.45998	33.22	RMS	35.2	-20.9	47.52	54	-6.48	-	-	255	182	V
6	* 5.45749	33.59	RMS	35.3	-20.9	47.99	54	-6.01	-	-	255	182	V
4	5.46786	45.77	Pk	35.3	-20.9	60.17	-	-	68.2	-8.03	255	182	V
8	5.46897	33.72	RMS	35.3	-21	48.02	-	-	-	-	255	182	V
3	5.46998	44.29	Pk	35.3	-21	58.59	-	-	68.2	-9.61	255	182	V
7	5.46998	33.12	RMS	35.3	-21	47.42	-	-	-	-	255	182	V

* - indicates frequency in CFR47 Pt 15 / IC RSS-Restricted Band
Pk - Peak detector
RMS - RMS detection

UL VERIFICATION SERVICES INC.
47173 Benicia Street, Fremont, CA 94538; USA TEL:(510) 319-4000 FAX:(510) 661-0888
This report shall not be reproduced except in full, without the written approval of UL Verification Services Inc.

2TX Antenna 5 + Antenna 6 OFDMA MODE – 26 Tones, RU Index 17

BANDEDGE (HIGH CHANNEL)

HORIZONTAL RESULT

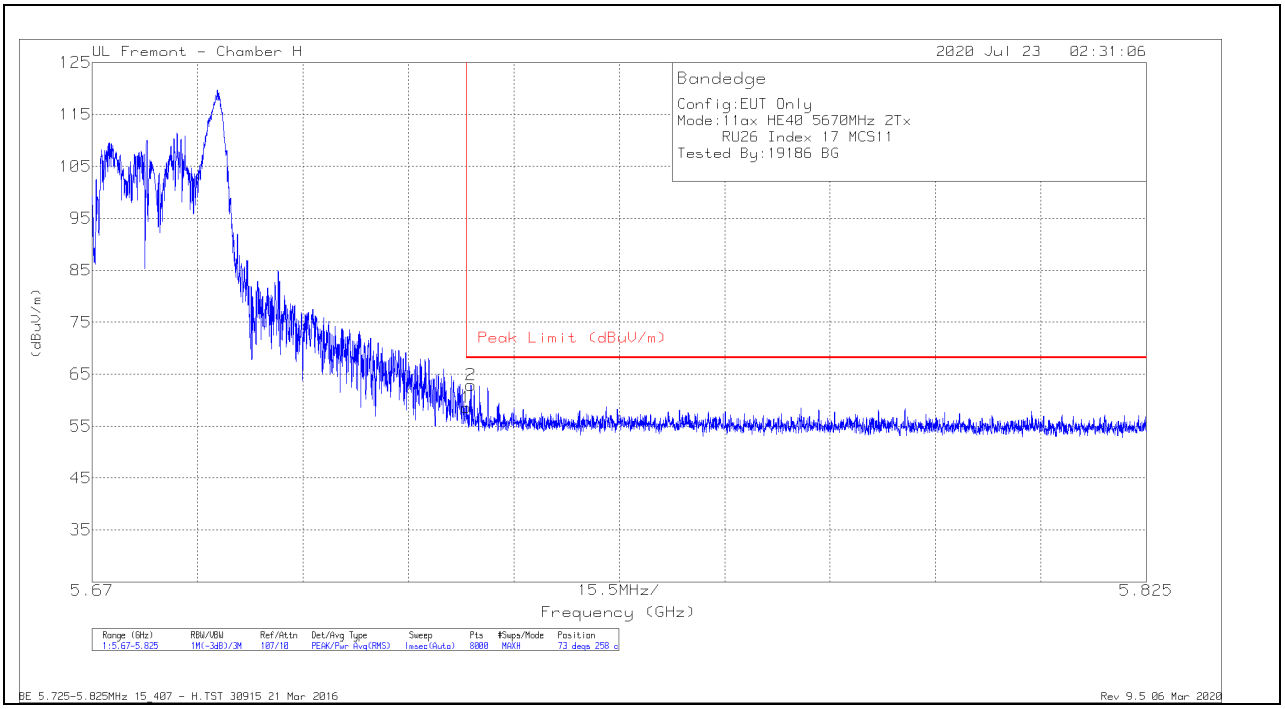

Marker	Frequency (GHz)	Meter Reading (dBuV)	Det	AF T863 (dB/m)	Amp/Cbl/Fltr/Pad (dB)	Corrected Reading (dBuV/m)	Peak Limit (dBuV/m)	PK Margin (dB)	Azimuth (Degs)	Height (cm)	Polarity
1	5.72501	44.69	Pk	35	-21.1	58.59	68.2	-9.61	73	258	H
2	5.72569	49.1	Pk	34.9	-21.1	62.9	68.2	-5.3	73	258	H

Pk - Peak detector

UL VERIFICATION SERVICES INC.
47173 Benicia Street, Fremont, CA 94538; USA TEL:(510) 319-4000 FAX:(510) 661-0888
This report shall not be reproduced except in full, without the written approval of UL Verification Services Inc.

VERTICAL RESULT

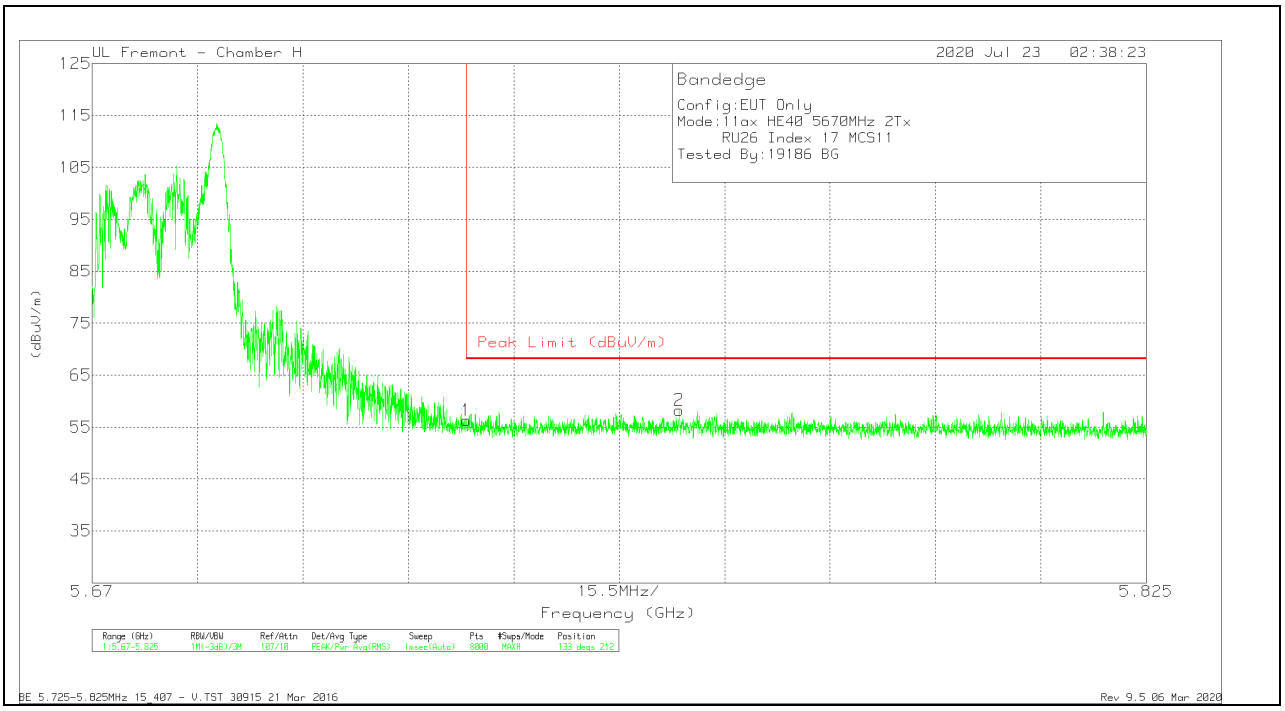

Marker	Frequency (GHz)	Meter Reading (dBuV)	Det	AF T863 (dB/m)	Amp/Cbl/Fltr/Pad (dB)	Corrected Reading (dBuV/m)	Peak Limit (dBuV/m)	PK Margin (dB)	Azimuth (Degs)	Height (cm)	Polarity
1	5.72501	42.4	Pk	35	-21.1	56.3	68.2	-11.9	133	212	V
2	5.75631	44.15	Pk	35	-20.9	58.25	68.2	-9.95	133	212	V

Pk - Peak detector

UL VERIFICATION SERVICES INC.
47173 Benicia Street, Fremont, CA 94538; USA TEL:(510) 319-4000 FAX:(510) 661-0888
This report shall not be reproduced except in full, without the written approval of UL Verification Services Inc.

HARMONICS AND SPURIOUS EMISSIONS

26 Tones, RU Index 17 RESULTS

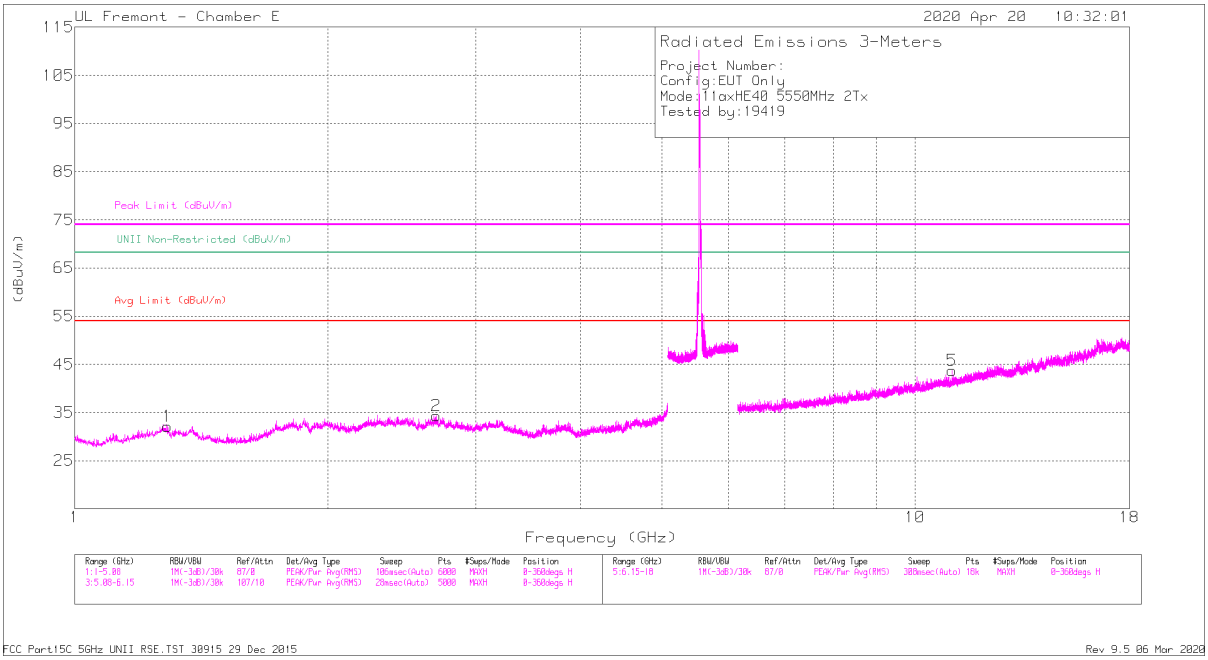

HORIZONTAL

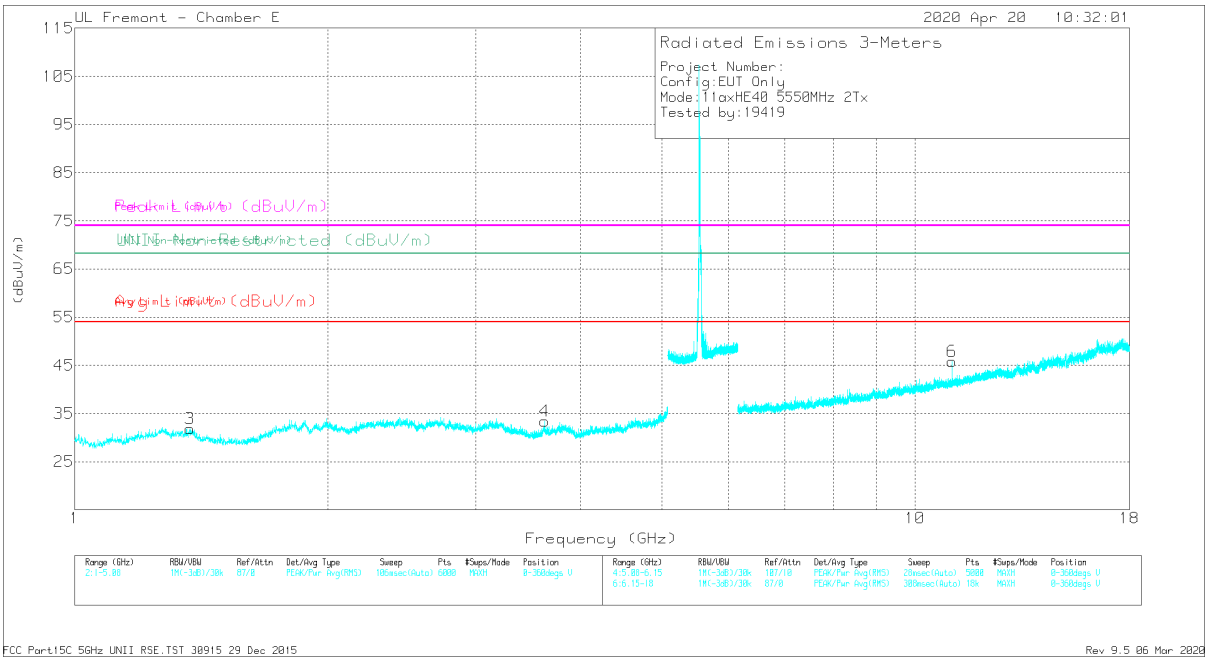

VERTICAL

UL VERIFICATION SERVICES INC.
47173 Benicia Street, Fremont, CA 94538; USA TEL:(510) 319-4000 FAX:(510) 661-0888
This report shall not be reproduced except in full, without the written approval of UL Verification Services Inc.

RADIATED EMISSIONS

Marker	Frequency (GHz)	Meter Reading (dBuV)	Det	AF T712 (dB/m)	Amp/Cbl/Fltr/Pad (dB)	Corrected Reading (dBuV/m)	Avg Limit (dBuV/m)	Margin (dB)	Peak Limit (dBuV/m)	PK Margin (dB)	UNII Non-Restricted (dBuV/m)	PK Margin (dB)	Azimuth (Degs)	Height (cm)	Polarity
1	* 1.2897	44.32	PK-U	29.6	-34.9	39.02	-	-	74	-34.98	-	-	219	136	H
	* 1.28781	32.51	ADR	29.6	-34.9	27.21	54	-26.79	-	-	-	-	219	136	H
2	* 2.69235	45.63	PK-U	32.6	-35.6	42.63	-	-	74	-31.37	-	-	120	372	H
	* 2.69177	33.59	ADR	32.6	-35.6	30.59	54	-23.41	-	-	-	-	120	372	H
3	* 1.37013	44.44	PK-U	29.8	-35.3	38.94	-	-	74	-35.06	-	-	199	124	V
	* 1.37117	32.68	ADR	29.8	-35.4	27.08	54	-26.92	-	-	-	-	199	124	V
4	* 3.62359	43.86	PK-U	33.5	-34.2	43.16	-	-	74	-30.84	-	-	94	370	V
	* 3.62371	31.3	ADR	33.5	-34.2	30.6	54	-23.4	-	-	-	-	94	370	V
5	* 11.06433	39.21	PK-U	37.7	-25.3	51.61	-	-	74	-22.39	-	-	287	106	H
	* 11.06386	28	ADR	37.7	-25.3	40.4	54	-13.6	-	-	-	-	287	106	H
6	* 11.06453	42.23	PK-U	37.7	-25.3	54.63	-	-	74	-19.37	-	-	318	102	V
	* 11.06431	30.61	ADR	37.7	-25.3	43.01	54	-10.99	-	-	-	-	318	102	V

* - indicates frequency in CFR47 Pt 15 / IC RSS-Restricted Band
PK-U - U-NII: Maximum Peak
ADR - U-NII AD primary method, RMS average

UL VERIFICATION SERVICES INC.
47173 Benicia Street, Fremont, CA 94538; USA TEL:(510) 319-4000 FAX:(510) 661-0888
This report shall not be reproduced except in full, without the written approval of UL Verification Services Inc.

1.1.18. TX ABOVE 1 GHz 802.11ax HE80 MODE IN THE 5.6 GHz BAND

1TX Antenna 5 MODE – MCS 11, 996 Tones, RU Index 67

BANDEDGE (LOW CHANNEL)

HORIZONTAL RESULT

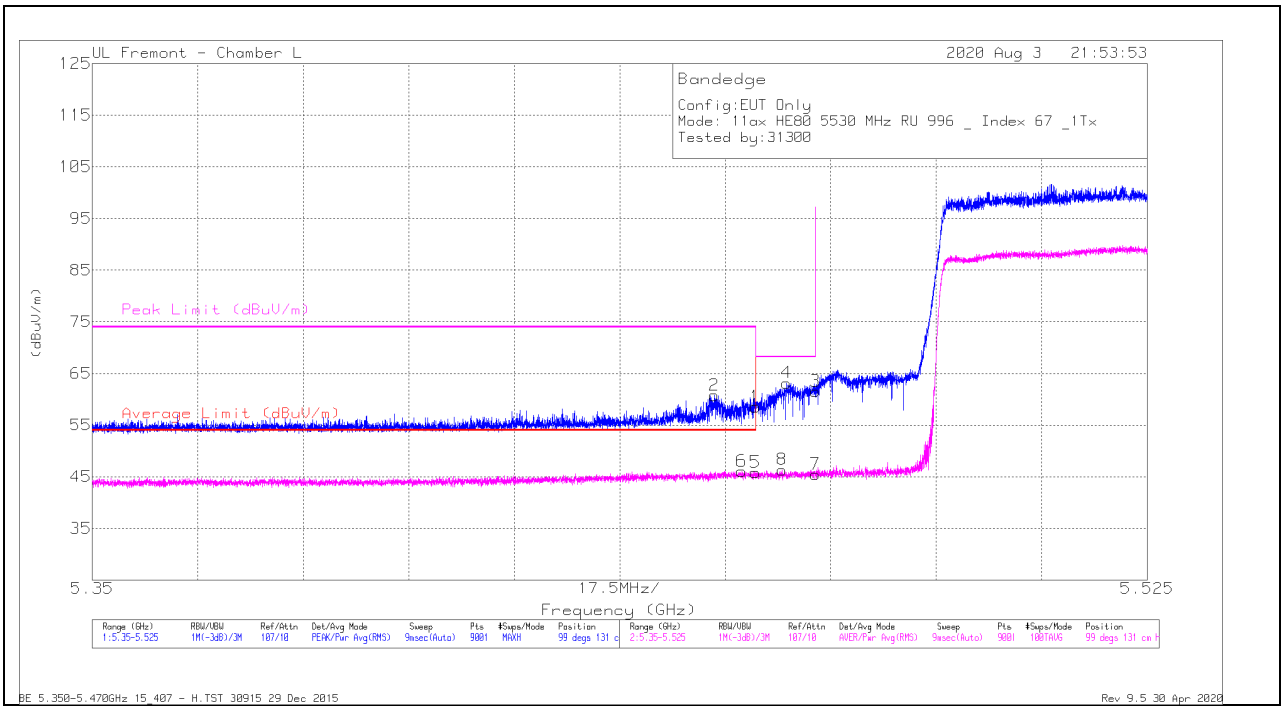

Marker	Frequency (GHz)	Meter Reading (dBuV)	Det	AF 344 (dB/m)	Amp/Cbl/Fltr/Pad (dB)	DC Corr (dB)	Corrected Reading (dBuV/m)	Average Limit (dBuV/m)	Margin (dB)	Peak Limit (dBuV/m)	PK Margin (dB)	Azimuth (Degs)	Height (cm)	Polarity
1	* 5.45999	40.85	Pk	34.6	-16.9	0	58.55	-	-	74	-15.45	99	131	H
2	* 5.45317	43.05	Pk	34.6	-16.9	0	60.75	-	-	74	-13.25	99	131	H
3	5.46999	43.85	Pk	34.6	-16.9	0	61.55	-	-	68.2	-6.65	99	131	H
4	5.46517	45.56	Pk	34.5	-16.9	0	63.16	-	-	68.2	-5.04	99	131	H
5	* 5.45999	27.97	RMS	34.6	-16.9	0	45.67	54	-8.33	-	-	99	131	H
6	* 5.45772	28.13	RMS	34.7	-16.9	0	45.93	54	-8.07	-	-	99	131	H
7	5.46999	27.59	RMS	34.6	-16.9	0	45.29	-	-	-	-	99	131	H
8	5.46443	28.58	RMS	34.5	-16.9	0	46.18	-	-	-	-	99	131	H

* - indicates frequency in CFR47 Pt 15 / IC RSS-Restricted Band
Pk - Peak detector
RMS - RMS detection

UL VERIFICATION SERVICES INC.
47173 Benicia Street, Fremont, CA 94538; USA TEL:(510) 319-4000 FAX:(510) 661-0888
This report shall not be reproduced except in full, without the written approval of UL Verification Services Inc.

VERTICAL RESULT

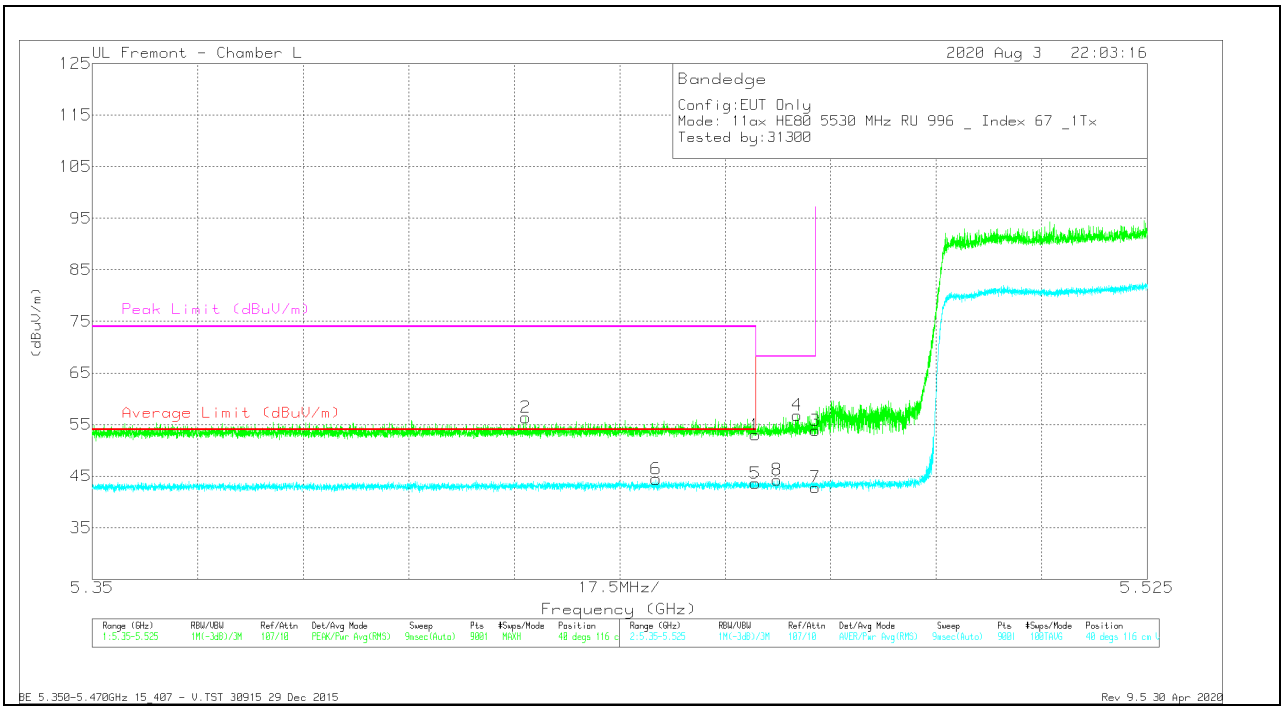

Marker	Frequency (GHz)	Meter Reading (dBuV)	Det	AF 344 (dB/m)	Amp/Cbl/Fltr/Pad (dB)	Corrected Reading (dBuV/m)	Average Limit (dBuV/m)	Margin (dB)	Peak Limit (dBuV/m)	PK Margin (dB)	Azimuth (Degs)	Height (cm)	Polarity
1	* 5.45999	35.28	Pk	34.6	-16.9	52.98	-	-	74	-21.02	40	116	V
2	* 5.42192	38.76	Pk	34.5	-16.9	56.36	-	-	74	-17.64	40	116	V
3	5.46999	36.13	Pk	34.6	-16.9	53.83	-	-	68.2	-14.37	40	116	V
4	5.46694	39.12	Pk	34.6	-16.9	56.82	-	-	68.2	-11.38	40	116	V
5	* 5.45999	25.73	RMS	34.6	-16.9	43.43	54	-10.57	-	-	40	116	V
6	* 5.44353	26.57	RMS	34.6	-16.9	44.27	54	-9.73	-	-	40	116	V
7	5.46999	24.96	RMS	34.6	-16.9	42.66	-	-	-	-	40	116	V
8	5.46357	26.47	RMS	34.5	-16.9	44.07	-	-	-	-	40	116	V

* - indicates frequency in CFR47 Pt 15 / IC RSS-Restricted Band
Pk - Peak detector
RMS - RMS detection

UL VERIFICATION SERVICES INC.
47173 Benicia Street, Fremont, CA 94538; USA TEL:(510) 319-4000 FAX:(510) 661-0888
This report shall not be reproduced except in full, without the written approval of UL Verification Services Inc.

1TX Antenna 5 MODE –MCS 11, 26 Tones, RU Index 0

BANDEDGE (LOW CHANNEL)

HORIZONTAL RESULT

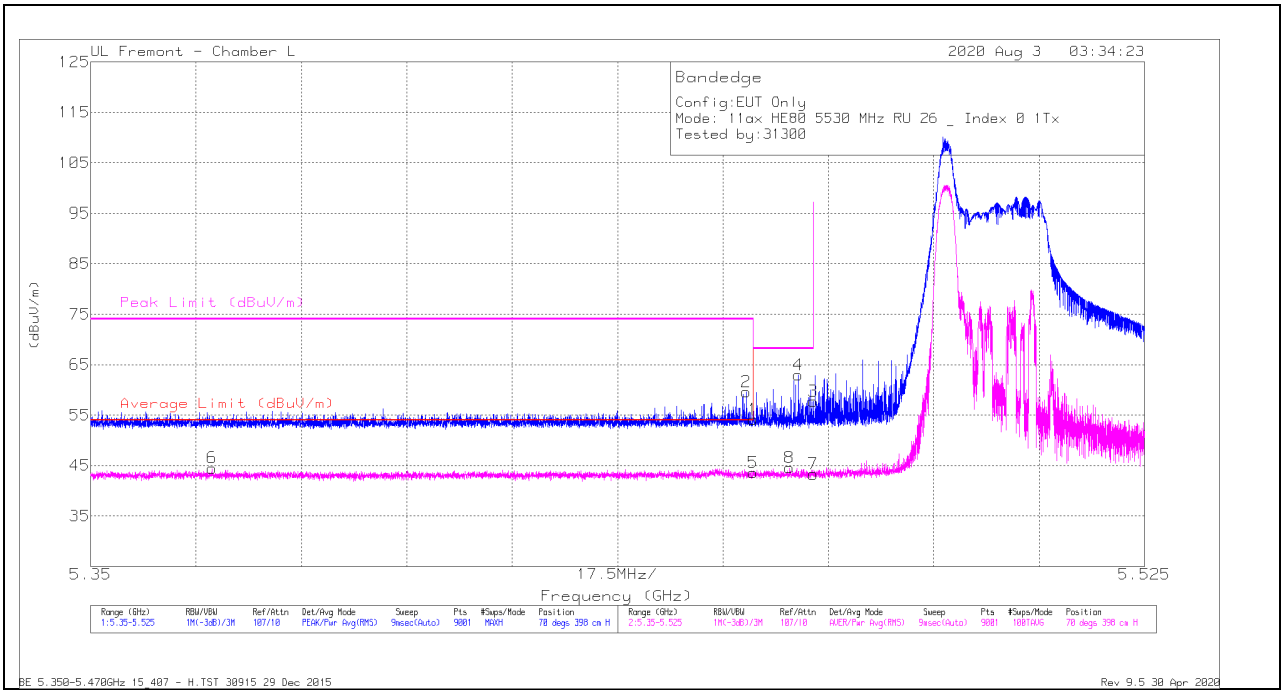

Marker	Frequency (GHz)	Meter Reading (dBuV)	Det	AF 344 (dB/m)	Amp/Cbl/Filtr/Pad (dB)	Corrected Reading (dBuV/m)	Average Limit (dBuV/m)	Margin (dB)	Peak Limit (dBuV/m)	PK Margin (dB)	Azimuth (Degs)	Height (cm)	Polarity
1	* 5.45999	36.47	Pk	34.6	-16.9	54.17	-	-	74	-19.83	70	398	H
2	* 5.45891	41.85	Pk	34.6	-16.9	59.55	-	-	74	-14.45	70	398	H
3	5.46999	40.06	Pk	34.6	-16.9	57.76	-	-	68.2	-10.44	70	398	H
4	5.46752	45.3	Pk	34.6	-16.9	63	-	-	68.2	-5.2	70	398	H
5	* 5.45999	25.71	RMS	34.6	-16.9	43.41	54	-10.59	-	-	70	398	H
6	* 5.37012	26.85	RMS	34.5	-17	44.35	54	-9.65	-	-	70	398	H
7	5.46999	25.41	RMS	34.6	-16.9	43.11	-	-	-	-	70	398	H
8	5.466	26.75	RMS	34.6	-16.9	44.45	-	-	-	-	70	398	H

* - indicates frequency in CFR47 Pt 15 / IC RSS-Restricted Band
Pk - Peak detector
RMS - RMS detection

UL VERIFICATION SERVICES INC.
47173 Benicia Street, Fremont, CA 94538; USA TEL:(510) 319-4000 FAX:(510) 661-0888
This report shall not be reproduced except in full, without the written approval of UL Verification Services Inc.

VERTICAL RESULT

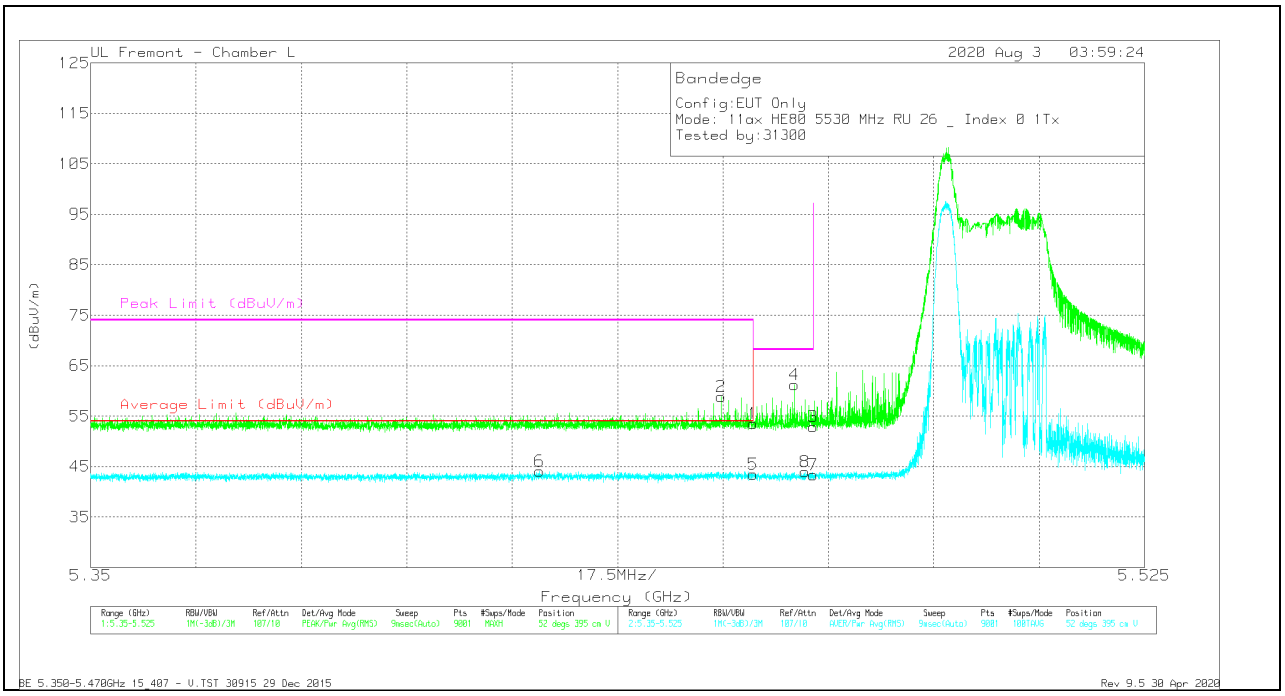

Marker	Frequency (GHz)	Meter Reading (dBuV)	Det	AF 344 (dB/m)	Amp/Cbl/Fltr/Pad (dB)	Corrected Reading (dBuV/m)	Average Limit (dBuV/m)	Margin (dB)	Peak Limit (dBuV/m)	PK Margin (dB)	Azimuth (Degs)	Height (cm)	Polarity
1	* 5.45999	35.81	Pk	34.6	-16.9	53.51	-	-	74	-20.49	52	395	V
2	* 5.45473	41.2	Pk	34.6	-16.9	58.9	-	-	74	-15.1	52	395	V
3	5.46999	35.22	Pk	34.6	-16.9	52.92	-	-	68.2	-15.28	52	395	V
4	5.46686	43.55	Pk	34.6	-16.9	61.25	-	-	68.2	-6.95	52	395	V
5	* 5.45999	25.64	RMS	34.6	-16.9	43.34	54	-10.66	-	-	52	395	V
6	* 5.42451	26.18	RMS	34.6	-16.9	43.88	54	-10.12	-	-	52	395	V
7	5.46999	25.48	RMS	34.6	-16.9	43.18	-	-	-	-	52	395	V
8	5.46861	26.05	RMS	34.6	-16.9	43.75	-	-	-	-	52	395	V

* - indicates frequency in CFR47 Pt 15 / IC RSS-Restricted Band
Pk - Peak detector
RMS - RMS detection

UL VERIFICATION SERVICES INC.
47173 Benicia Street, Fremont, CA 94538; USA TEL:(510) 319-4000 FAX:(510) 661-0888
This report shall not be reproduced except in full, without the written approval of UL Verification Services Inc.

1TX Antenna 6 MODE – 996 Tones, RU Index 67

BANDEDGE (LOW CHANNEL)

HORIZONTAL RESULT

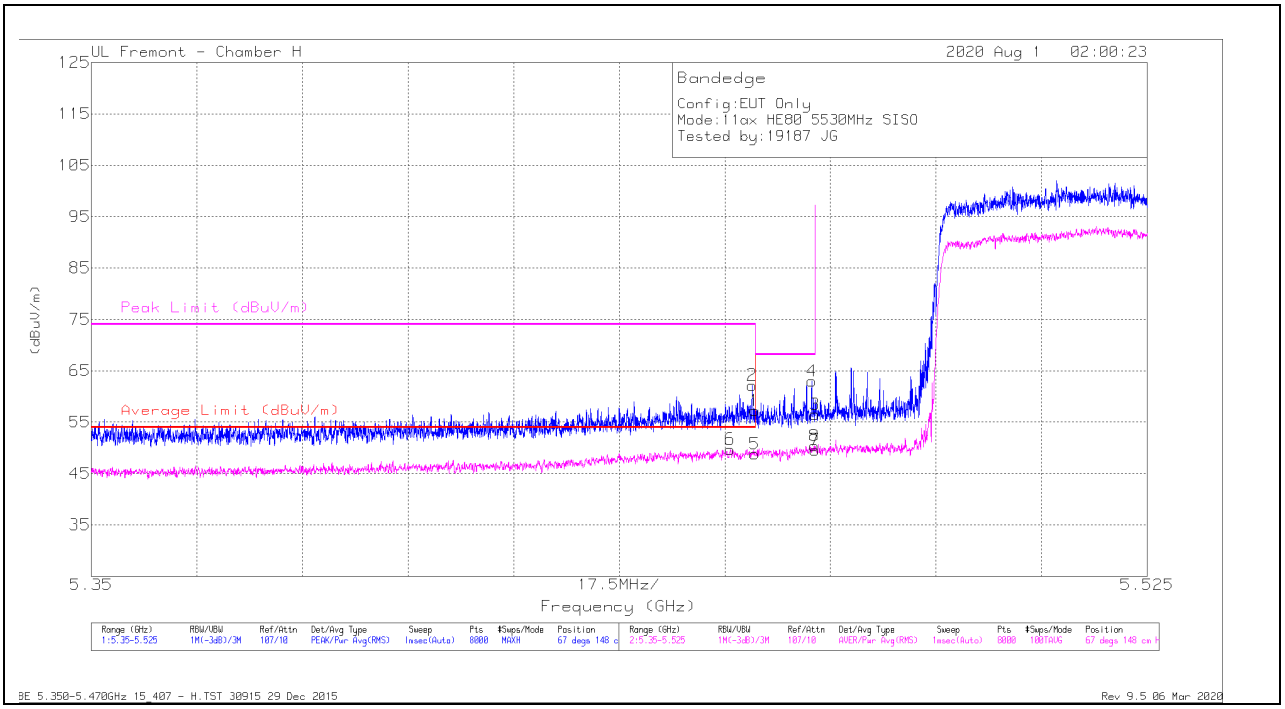

Marker	Frequency (GHz)	Meter Reading (dBuV)	Det	AF T863 (dB/m)	Amp/Cbl/Fltr/Pad (dB)	Corrected Reading (dBuV/m)	Average Limit (dBuV/m)	Margin (dB)	Peak Limit (dBuV/m)	PK Margin (dB)	Azimuth (Degs)	Height (cm)	Polarity
1	* 5.45998	42.94	Pk	35.2	-20.9	57.24	-	-	74	-16.76	67	148	H
2	* 5.45952	47.87	Pk	35.2	-20.9	62.17	-	-	74	-11.83	67	148	H
5	* 5.45998	34.5	RMS	35.2	-20.9	48.8	54	-5.2	-	-	67	148	H
6	* 5.45589	35.32	RMS	35.3	-20.9	49.72	54	-4.28	-	-	67	148	H
4	5.46941	48.69	Pk	35.3	-21	62.99	-	-	68.2	-5.21	67	148	H
8	5.46987	36.1	RMS	35.3	-21	50.4	-	-	-	-	67	148	H
3	5.46998	42.21	Pk	35.3	-21	56.51	-	-	68.2	-11.69	67	148	H
7	5.46998	35.29	RMS	35.3	-21	49.59	-	-	-	-	67	148	H

* - indicates frequency in CFR47 Pt 15 / IC RSS-Restricted Band
Pk - Peak detector
RMS - RMS detection

UL VERIFICATION SERVICES INC.
47173 Benicia Street, Fremont, CA 94538; USA TEL:(510) 319-4000 FAX:(510) 661-0888
This report shall not be reproduced except in full, without the written approval of UL Verification Services Inc.

VERTICAL RESULT

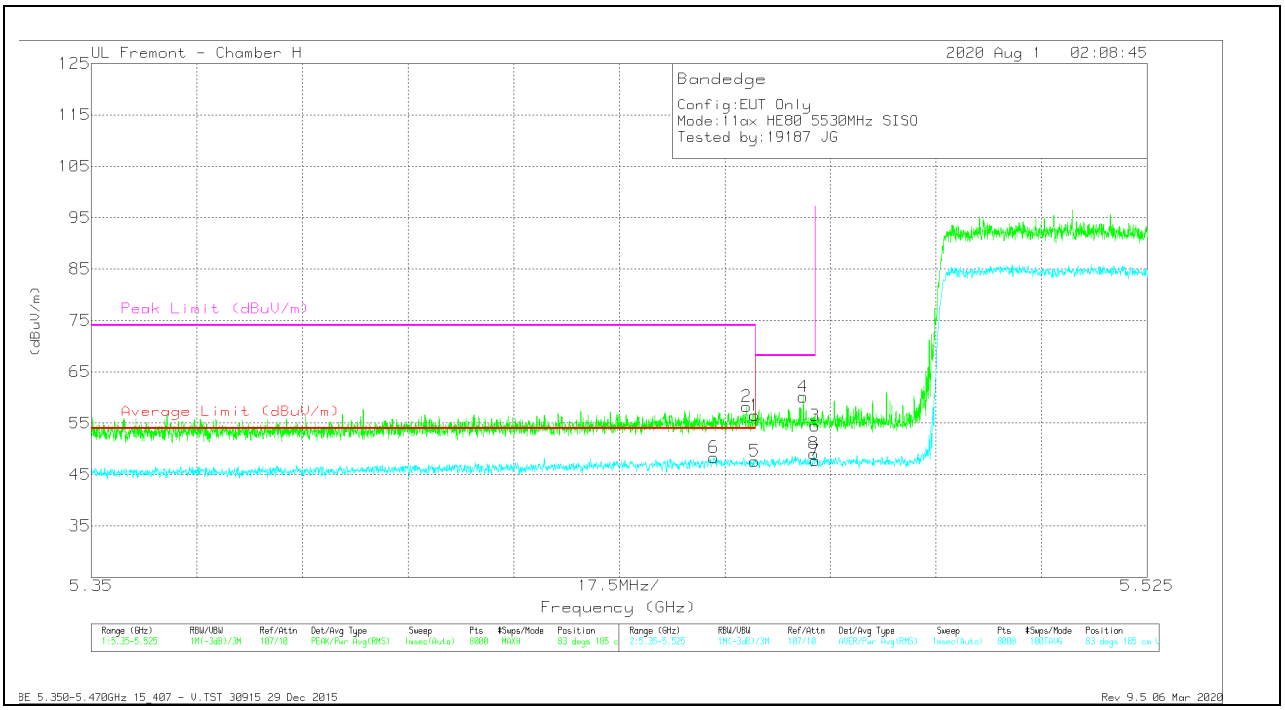

Marker	Frequency (GHz)	Meter Reading (dBuV)	Det	AF T863 (dB/m)	Amp/Cbl/Fltr/Pad (dB)	Corrected Reading (dBuV/m)	Average Limit (dBuV/m)	Margin (dB)	Peak Limit (dBuV/m)	PK Margin (dB)	Azimuth (Degs)	Height (cm)	Polarity
1	* 5.45998	42.22	Pk	35.2	-20.9	56.52	-	-	74	-17.48	83	185	V
2	* 5.45858	43.84	Pk	35.3	-20.9	58.24	-	-	74	-15.76	83	185	V
5	* 5.45998	33.34	RMS	35.2	-20.9	47.64	54	-6.36	-	-	83	185	V
6	* 5.45315	34.04	RMS	35.2	-20.9	48.34	54	-5.66	-	-	83	185	V
4	5.46799	45.75	Pk	35.3	-20.9	60.15	-	-	68.2	-8.05	83	185	V
8	5.46976	34.8	RMS	35.3	-21	49.1	-	-	-	-	83	185	V
3	5.46998	40.23	Pk	35.3	-21	54.53	-	-	68.2	-13.67	83	185	V
7	5.46998	33.42	RMS	35.3	-21	47.72	-	-	-	-	83	185	V

* - indicates frequency in CFR47 Pt 15 / IC RSS-Restricted Band
Pk - Peak detector
RMS - RMS detection

UL VERIFICATION SERVICES INC.
47173 Benicia Street, Fremont, CA 94538; USA TEL:(510) 319-4000 FAX:(510) 661-0888
This report shall not be reproduced except in full, without the written approval of UL Verification Services Inc.

1TX Antenna 6 MODE – 26 Tones, RU Index 0

BANDEDGE (LOW CHANNEL)

HORIZONTAL RESULT

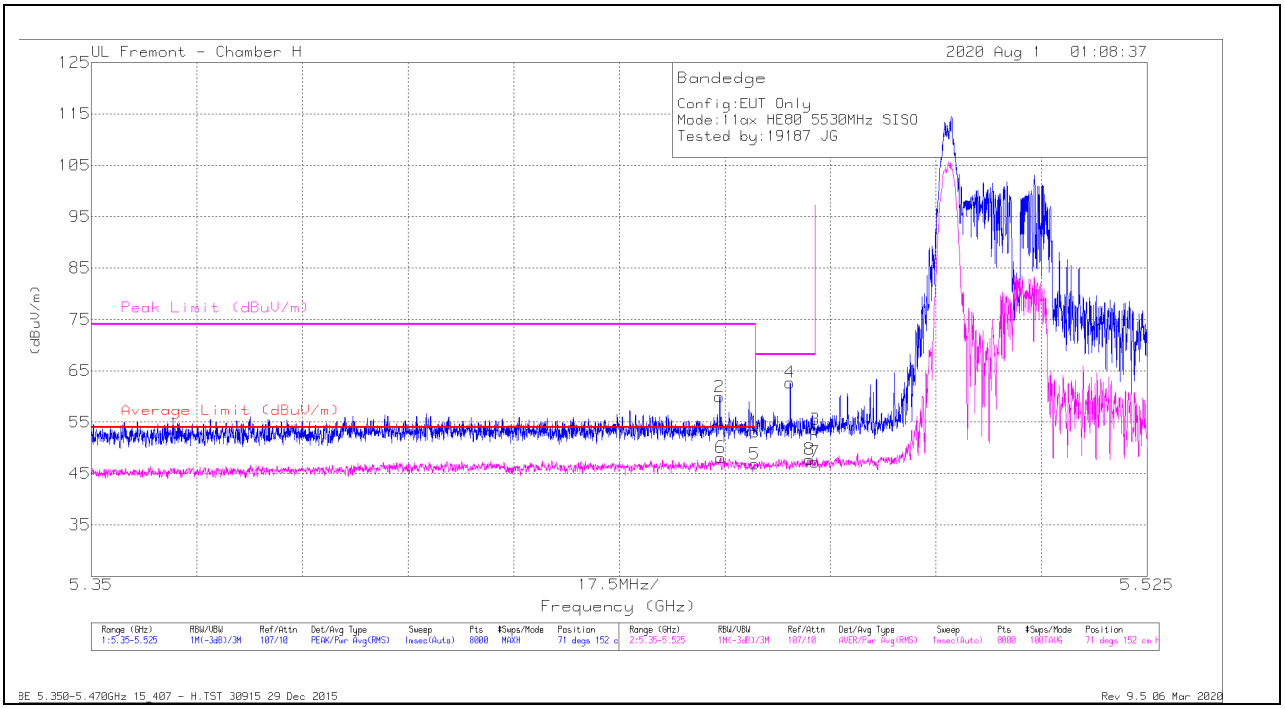

Marker	Frequency (GHz)	Meter Reading (dBuV)	Det	AF T863 (dB/m)	Amp/Cbl/Fltr/Pad (dB)	Corrected Reading (dBuV/m)	Average Limit (dBuV/m)	Margin (dB)	Peak Limit (dBuV/m)	PK Margin (dB)	Azimuth (Degs)	Height (cm)	Polarity
1	* 5.45998	38.77	Pk	35.2	-20.9	53.07	-	-	74	-20.93	71	152	H
2	* 5.45414	45.64	Pk	35.2	-20.9	59.94	-	-	74	-14.06	71	152	H
5	* 5.45998	32.53	RMS	35.2	-20.9	46.83	54	-7.17	-	-	71	152	H
6	* 5.45429	33.79	RMS	35.2	-20.9	48.09	54	-5.91	-	-	71	152	H
4	5.46582	48.4	Pk	35.2	-20.9	62.7	-	-	68.2	-5.5	71	152	H
8	5.46906	33.44	RMS	35.3	-21	47.74	-	-	-	-	71	152	H
3	5.46998	39.26	Pk	35.3	-21	53.56	-	-	68.2	-14.64	71	152	H
7	5.46998	32.9	RMS	35.3	-21	47.2	-	-	-	-	71	152	H

* - indicates frequency in CFR47 Pt 15 / IC RSS-Restricted Band
Pk - Peak detector
RMS - RMS detection

UL VERIFICATION SERVICES INC.
47173 Benicia Street, Fremont, CA 94538; USA TEL:(510) 319-4000 FAX:(510) 661-0888
This report shall not be reproduced except in full, without the written approval of UL Verification Services Inc.

VERTICAL RESULT

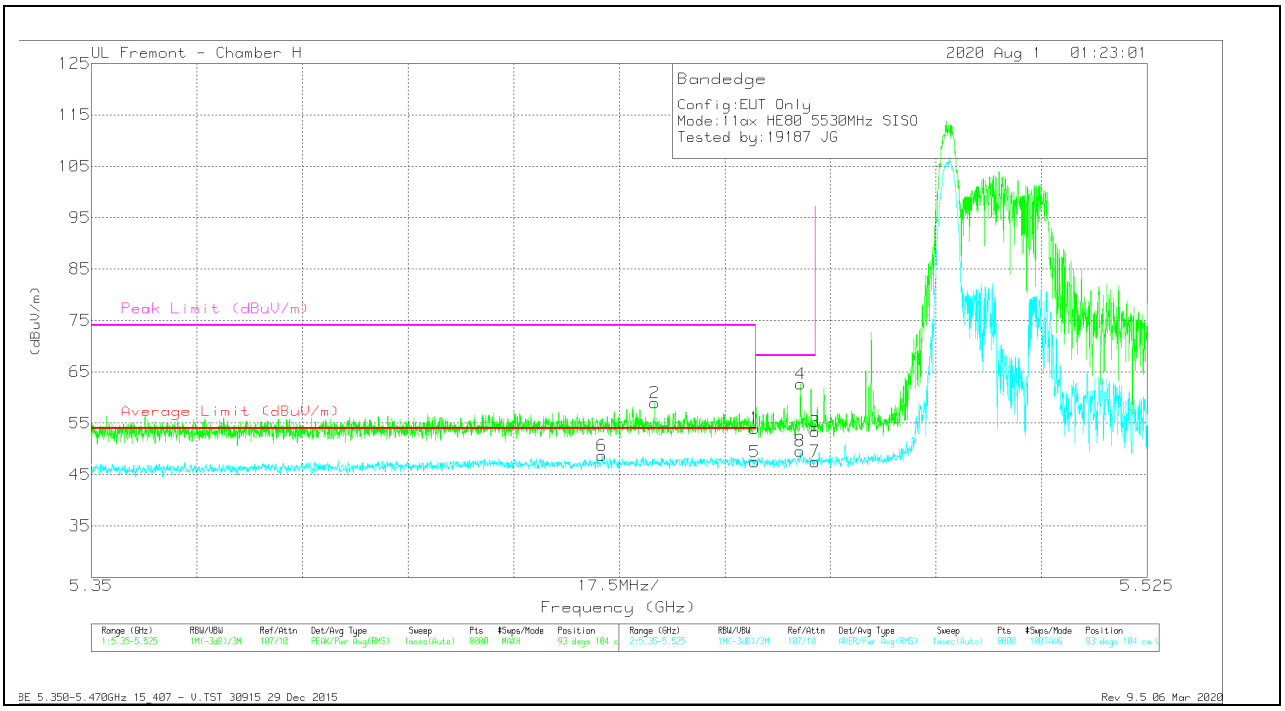

Marker	Frequency (GHz)	Meter Reading (dBuV)	Det	AF T863 (dB/m)	Amp/Cbl/Fltr/Pad (dB)	Corrected Reading (dBuV/m)	Average Limit (dBuV/m)	Margin (dB)	Peak Limit (dBuV/m)	PK Margin (dB)	Azimuth (Degs)	Height (cm)	Polarity
1	* 5.45998	39.68	Pk	35.2	-20.9	53.98	-	-	74	-20.02	93	104	V
2	* 5.44338	44.66	Pk	35.1	-20.8	58.96	-	-	74	-15.04	93	104	V
5	* 5.45998	33.16	RMS	35.2	-20.9	47.46	54	-6.54	-	-	93	104	V
6	* 5.43465	34.38	RMS	35.1	-20.8	48.68	54	-5.32	-	-	93	104	V
8	5.46744	35.16	RMS	35.3	-20.9	49.56	-	-	-	-	93	104	V
4	5.46753	48.23	Pk	35.3	-20.9	62.63	-	-	68.2	-5.57	93	104	V
3	5.46998	39.03	Pk	35.3	-21	53.33	-	-	68.2	-14.87	93	104	V
7	5.46998	33.19	RMS	35.3	-21	47.49	-	-	-	-	93	104	V

* - indicates frequency in CFR47 Pt 15 / IC RSS-Restricted Band
Pk - Peak detector
RMS - RMS detection

UL VERIFICATION SERVICES INC.
47173 Benicia Street, Fremont, CA 94538; USA TEL:(510) 319-4000 FAX:(510) 661-0888
This report shall not be reproduced except in full, without the written approval of UL Verification Services Inc.

2TX Antenna 5 + Antenna 6 OFDMA MODE – 996 Tones, RU Index 67

BANDEDGE (LOW CHANNEL)

HORIZONTAL RESULT

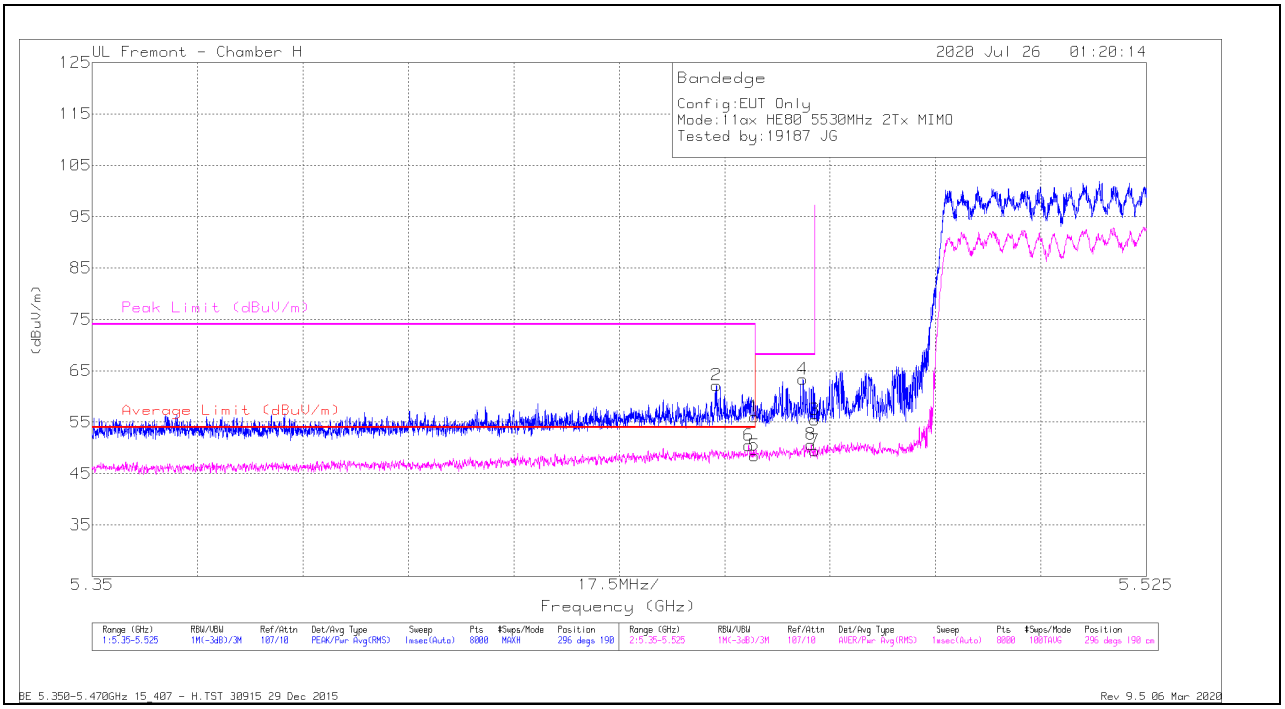

Marker	Frequency (GHz)	Meter Reading (dBuV)	Det	AF T863 (dB/m)	Amp/Cbl/Fltr/Pad (dB)	Corrected Reading (dBuV/m)	Average Limit (dBuV/m)	Margin (dB)	Peak Limit (dBuV/m)	PK Margin (dB)	Azimuth (Degs)	Height (cm)	Polarity
1	* 5.45998	41.78	Pk	35.2	-20.9	56.08	-	-	74	-17.92	296	190	H
2	* 5.45364	47.9	Pk	35.2	-20.9	62.2	-	-	74	-11.8	296	190	H
5	* 5.45998	33.73	RMS	35.2	-20.9	48.03	54	-5.97	-	-	296	190	H
6	* 5.45897	35.62	RMS	35.3	-20.9	50.02	54	-3.98	-	-	296	190	H
4	5.46801	48.99	Pk	35.3	-20.9	63.39	-	-	68.2	-4.81	296	190	H
8	5.46937	35.93	RMS	35.3	-21	50.23	-	-	-	-	296	190	H
3	5.46998	41.17	Pk	35.3	-21	55.47	-	-	68.2	-12.73	296	190	H
7	5.46998	34.67	RMS	35.3	-21	48.97	-	-	-	-	296	190	H

* - indicates frequency in CFR47 Pt 15 / IC RSS-Restricted Band
Pk - Peak detector
RMS - RMS detection

UL VERIFICATION SERVICES INC.
47173 Benicia Street, Fremont, CA 94538; USA TEL:(510) 319-4000 FAX:(510) 661-0888
This report shall not be reproduced except in full, without the written approval of UL Verification Services Inc.

VERTICAL RESULT

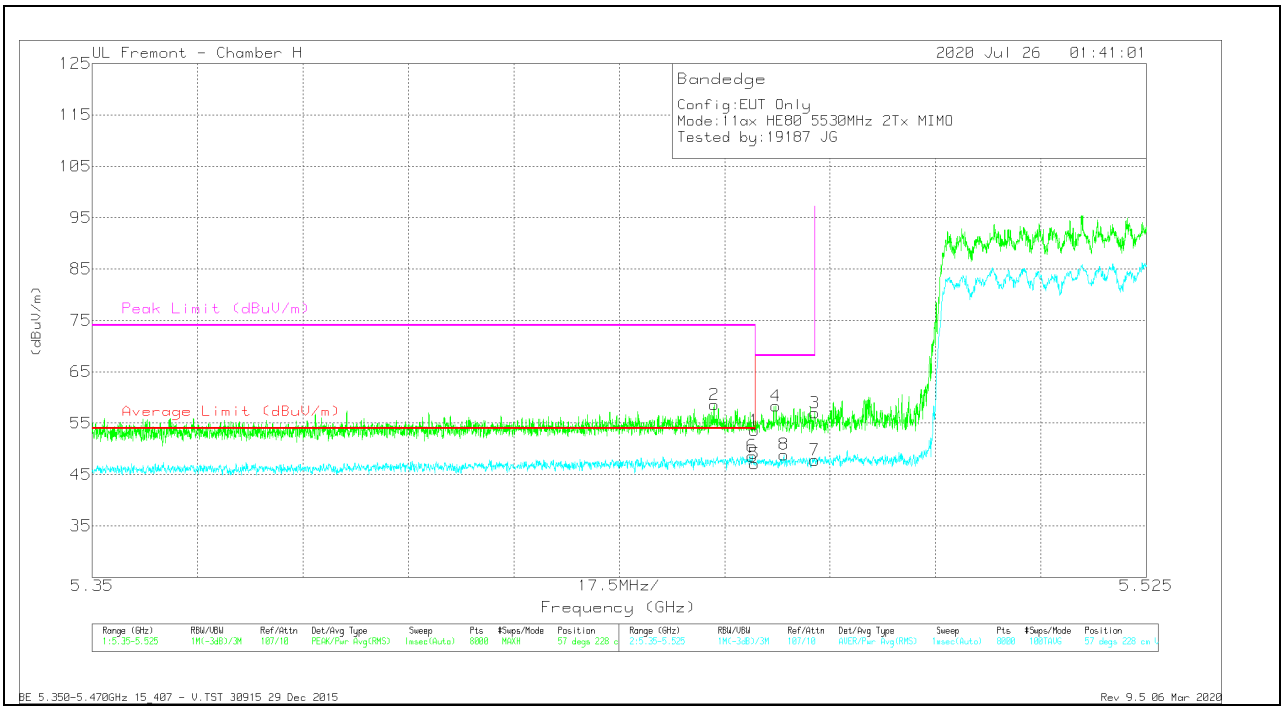

Marker	Frequency (GHz)	Meter Reading (dBuV)	Det	AF T863 (dB/m)	Amp/Cbl/Fltr/Pad (dB)	Corrected Reading (dBuV/m)	Average Limit (dBuV/m)	Margin (dB)	Peak Limit (dBuV/m)	PK Margin (dB)	Azimuth (Degs)	Height (cm)	Polarity
1	* 5.45998	39.26	Pk	35.2	-20.9	53.56	-	-	74	-20.44	57	228	V
2	* 5.45324	44.29	Pk	35.2	-20.9	58.59	-	-	74	-15.41	57	228	V
5	* 5.45998	32.31	RMS	35.2	-20.9	46.61	54	-7.39	-	-	57	228	V
6	* 5.45959	33.82	RMS	35.2	-20.9	48.12	54	-5.88	-	-	57	228	V
4	5.4635	44.05	Pk	35.2	-20.9	58.35	-	-	68.2	-9.85	57	228	V
8	5.46484	34.1	RMS	35.2	-20.9	48.4	-	-	-	-	57	228	V
3	5.46998	42.69	Pk	35.3	-21	56.99	-	-	68.2	-11.21	57	228	V
7	5.46998	33.03	RMS	35.3	-21	47.33	-	-	-	-	57	228	V

* - indicates frequency in CFR47 Pt 15 / IC RSS-Restricted Band
Pk - Peak detector
RMS - RMS detection

UL VERIFICATION SERVICES INC.
47173 Benicia Street, Fremont, CA 94538; USA TEL:(510) 319-4000 FAX:(510) 661-0888
This report shall not be reproduced except in full, without the written approval of UL Verification Services Inc.

HARMONICS AND SPURIOUS EMISSIONS

996 Tones, RU Index 67 RESULTS

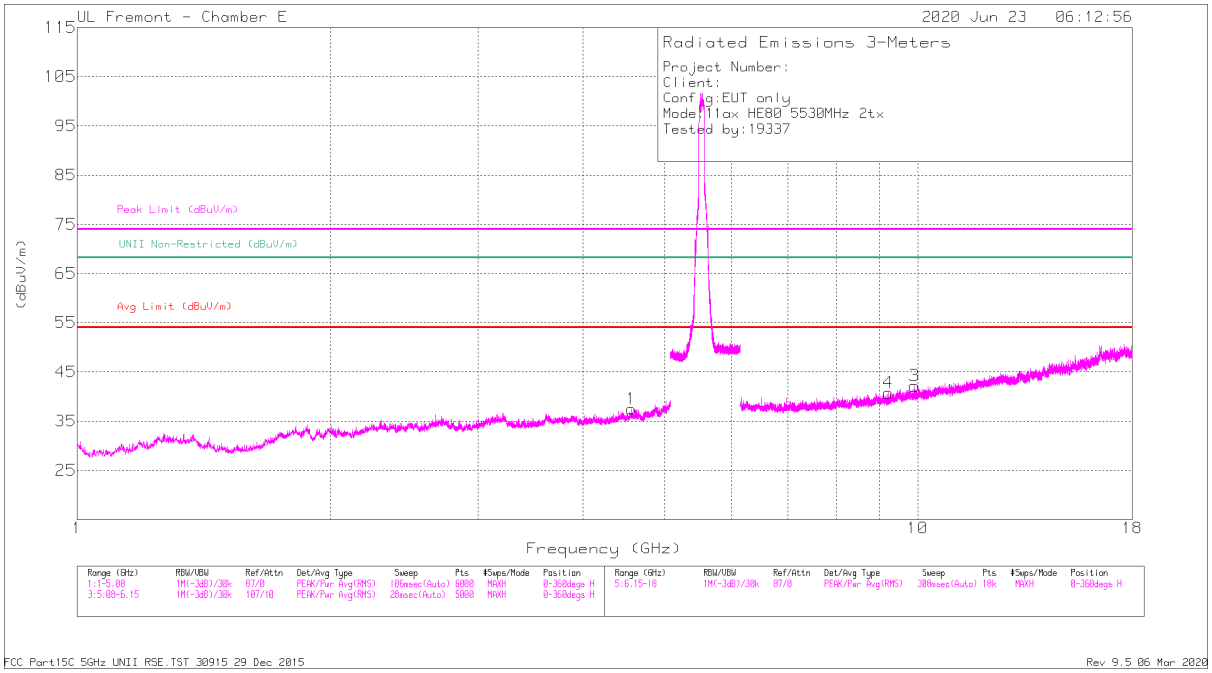

HORIZONTAL

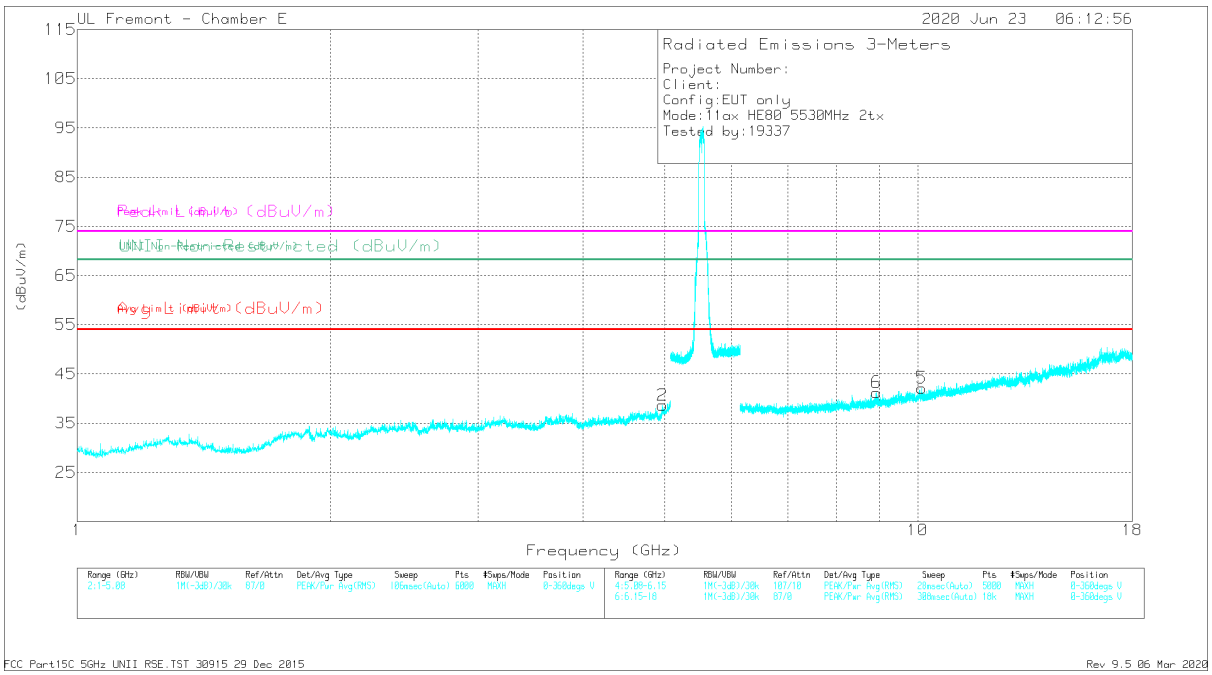

VERTICAL

UL VERIFICATION SERVICES INC.
47173 Benicia Street, Fremont, CA 94538; USA TEL:(510) 319-4000 FAX:(510) 661-0888
This report shall not be reproduced except in full, without the written approval of UL Verification Services Inc.

RADIATED EMISSIONS

Marker	Frequency (GHz)	Meter Reading (dBuV)	Det	AF T712 (dB/m)	Amp/Cbl/Fltr/Pad (dB)	Corrected Reading (dBuV/m)	Avg Limit (dBuV/m)	Margin (dB)	Peak Limit (dBuV/m)	PK Margin (dB)	UNII Non-Restricted (dBuV/m)	PK Margin (dB)	Azimuth (Degs)	Height (cm)	Polarity
1	* 4.56711	42.11	PK-U	34.2	-31.9	44.41	-	-	74	-29.59	-	-	290	142	H
	* 4.56514	30.22	ADR	34.2	-31.9	32.52	54	-21.48	-	-	-	-	290	142	H
2	* 4.96966	41.7	PK-U	34.2	-30.1	45.8	-	-	74	-28.2	-	-	18	157	V
	* 4.97026	29.98	ADR	34.2	-30	34.18	54	-19.82	-	-	-	-	18	157	V
6	8.93325	36.99	PK-U	36.1	-25.7	47.39	-	-	-	-	68.2	-20.81	130	163	V
	8.93457	25.1	ADR	36.1	-25.7	35.5	-	-	-	-	-	-	130	163	V
4	9.22098	36.14	PK-U	36.2	-26.1	46.24	-	-	-	-	68.2	-21.96	305	174	H
	9.223	25.07	ADR	36.2	-26.1	35.17	-	-	-	-	-	-	305	174	H
3	9.90903	38.5	PK-U	36.9	-26.4	49	-	-	-	-	68.2	-19.2	351	219	H
	9.91127	25.84	ADR	37	-26.4	36.44	-	-	-	-	-	-	351	219	H
5	10.10683	25.6	ADR	36.9	-26	36.5	-	-	-	-	-	-	73	202	V
	10.10762	37.84	PK-U	36.9	-26	48.74	-	-	-	-	68.2	-19.46	73	202	V

* - indicates frequency in CFR47 Pt 15 / IC RSS-Restricted Band
PK-U - U-NII: Maximum Peak
ADR - U-NII AD primary method, RMS average

UL VERIFICATION SERVICES INC.
47173 Benicia Street, Fremont, CA 94538; USA TEL:(510) 319-4000 FAX:(510) 661-0888
This report shall not be reproduced except in full, without the written approval of UL Verification Services Inc.

2TX Antenna 5 + Antenna 6 OFDMA MODE –MCS 11, 26 Tones, RU Index 36

BANDEDGE (LOW CHANNEL)

HORIZONTAL RESULT

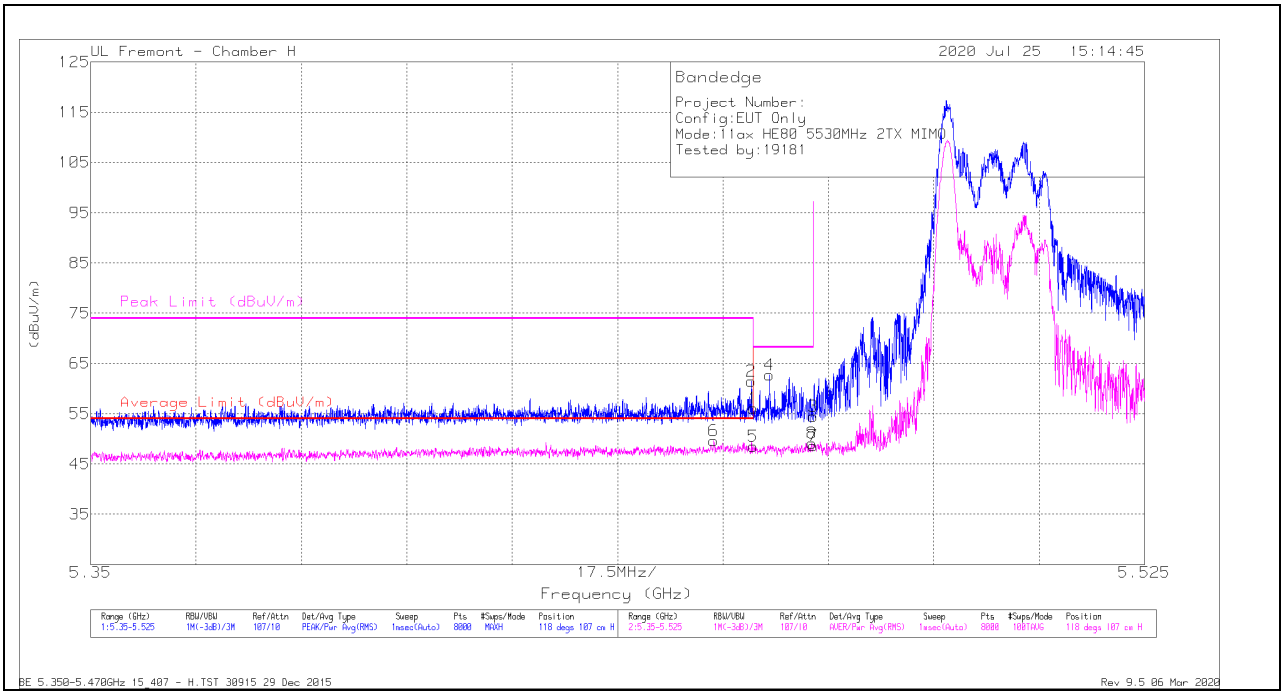

Marker	Frequency (GHz)	Meter Reading (dBuV)	Det	AF T863 (dB/m)	Amp/Cbl/Fltr/Pad (dB)	Corrected Reading (dBuV/m)	Average Limit (dBuV/m)	Margin (dB)	Peak Limit (dBuV/m)	PK Margin (dB)	Azimuth (Degs)	Height (cm)	Polarity
1	* 5.45998	41.85	Pk	35.2	-20.9	56.15	-	-	74	-17.85	118	107	H
2	* 5.45972	47.21	Pk	35.2	-20.9	61.51	-	-	74	-12.49	118	107	H
5	* 5.45998	33.78	RMS	35.2	-20.9	48.08	54	-5.92	-	-	118	107	H
6	* 5.45348	34.81	RMS	35.2	-20.9	49.11	54	-4.89	-	-	118	107	H
4	5.46272	48.42	Pk	35.2	-20.9	62.72	-	-	68.2	-5.48	118	107	H
8	5.46974	34.38	RMS	35.3	-21	48.68	-	-	-	-	118	107	H
3	5.46998	40.22	Pk	35.3	-21	54.52	-	-	68.2	-13.68	118	107	H
7	5.46998	33.83	RMS	35.3	-21	48.13	-	-	-	-	118	107	H

* - indicates frequency in CFR47 Pt 15 / IC RSS-Restricted Band
Pk - Peak detector
RMS - RMS detection

UL VERIFICATION SERVICES INC.
47173 Benicia Street, Fremont, CA 94538; USA TEL:(510) 319-4000 FAX:(510) 661-0888
This report shall not be reproduced except in full, without the written approval of UL Verification Services Inc.

VERTICAL RESULT

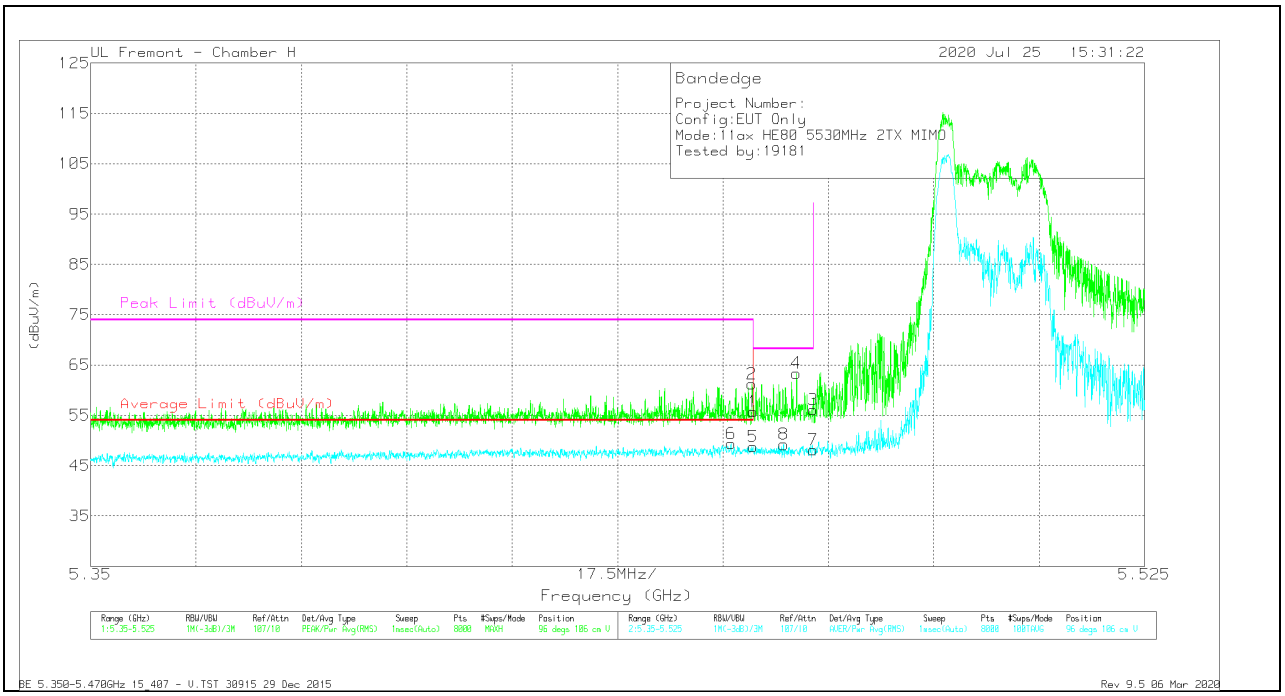

Marker	Frequency (GHz)	Meter Reading (dBuV)	Det	AF T863 (dB/m)	Amp/Cbl/Fltr/Pad (dB)	Corrected Reading (dBuV/m)	Average Limit (dBuV/m)	Margin (dB)	Peak Limit (dBuV/m)	PK Margin (dB)	Azimuth (Degs)	Height (cm)	Polarity
1	* 5.45998	41.48	Pk	35.2	-20.9	55.78	-	-	74	-18.22	96	106	V
2	* 5.45983	46.87	Pk	35.2	-20.9	61.17	-	-	74	-12.83	96	106	V
5	* 5.45998	33.95	RMS	35.2	-20.9	48.25	54	-5.75	-	-	96	106	V
6	* 5.45635	34.52	RMS	35.3	-20.9	48.92	54	-5.08	-	-	96	106	V
8	5.46506	34.43	RMS	35.2	-20.9	48.73	-	-	-	-	96	106	V
4	5.4672	49	Pk	35.3	-20.9	63.4	-	-	68.2	-4.8	96	106	V
3	5.46998	41.78	Pk	35.3	-21	56.08	-	-	68.2	-12.12	96	106	V
7	5.46998	33.31	RMS	35.3	-21	47.61	-	-	-	-	96	106	V

* - indicates frequency in CFR47 Pt 15 / IC RSS-Restricted Band
Pk - Peak detector
RMS - RMS detection

UL VERIFICATION SERVICES INC.
47173 Benicia Street, Fremont, CA 94538; USA TEL:(510) 319-4000 FAX:(510) 661-0888
This report shall not be reproduced except in full, without the written approval of UL Verification Services Inc.

HARMONICS AND SPURIOUS EMISSIONS

26 Tones, RU Index 36 RESULTS

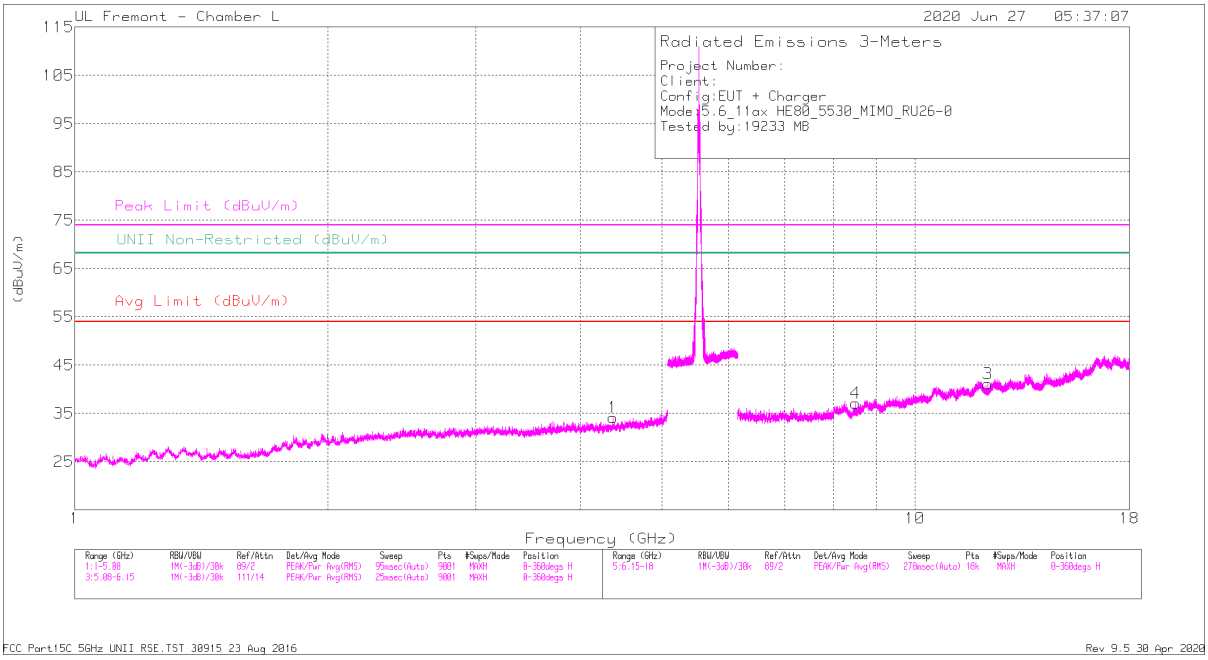

HORIZONTAL

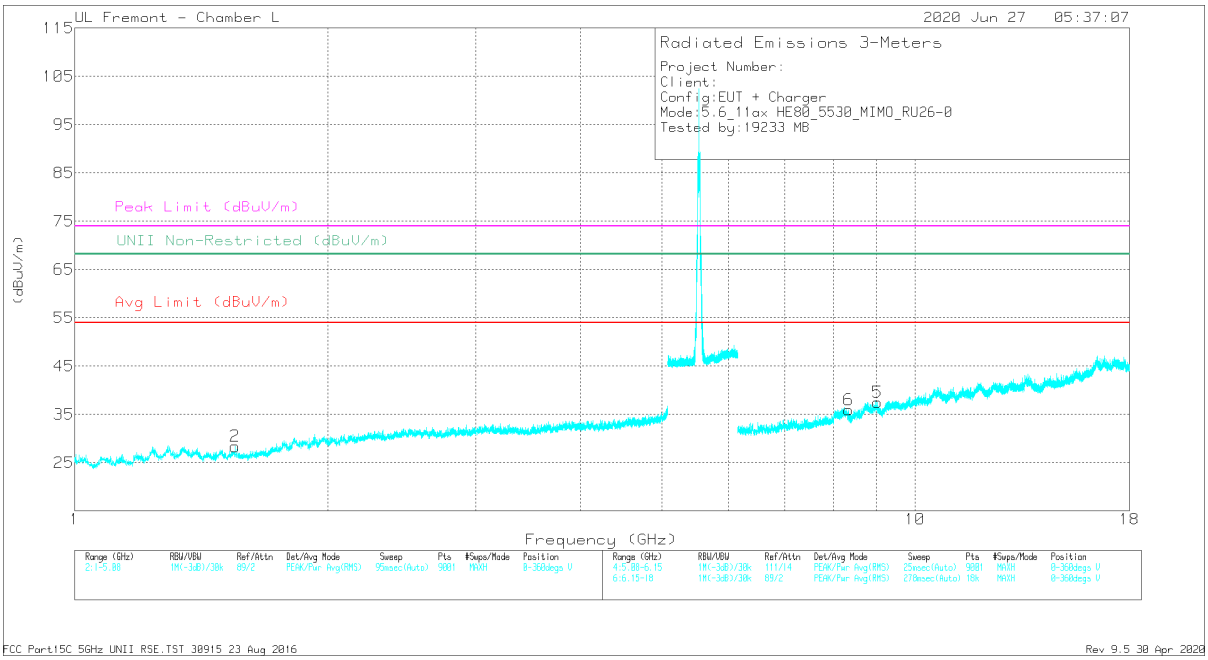

VERTICAL

UL VERIFICATION SERVICES INC.
47173 Benicia Street, Fremont, CA 94538; USA TEL:(510) 319-4000 FAX:(510) 661-0888
This report shall not be reproduced except in full, without the written approval of UL Verification Services Inc.

RADIATED EMISSIONS

Marker	Frequency (GHz)	Meter Reading (dBuV)	Det	AF 344 (dB/m)	Amp/Cbl/Fltr/Pad (dB)	Corrected Reading (dBuV/m)	Avg Limit (dBuV/m)	Margin (dB)	Peak Limit (dBuV/m)	PK Margin (dB)	UNII Non-Restricted (dBuV/m)	PK Margin (dB)	Azimuth (Degs)	Height (cm)	Polarity
1	* 4.37383	35.91	PK-U	33.6	-27	42.51	-	-	74	-31.49	-	-	10	226	H
	* 4.3757	26.04	ADR	33.6	-27	32.64	54	-21.36	-	-	-	-	10	226	H
2	* 1.55088	40.27	PK-U	28.1	-32.2	36.17	-	-	74	-37.83	-	-	176	351	V
	* 1.55084	29.78	ADR	28.1	-32.2	25.68	54	-28.32	-	-	-	-	176	351	V
3	* 12.20824	29.83	PK-U	38.9	-19.9	48.83	-	-	74	-25.17	-	-	43	355	H
	* 12.20856	19.19	ADR	38.9	-19.9	38.19	54	-15.81	-	-	-	-	43	355	H
4	* 8.49505	30.43	PK-U	35.8	-21.2	45.03	-	-	74	-28.97	-	-	11	359	H
	* 8.49675	20.26	ADR	35.8	-21.2	34.86	54	-19.14	-	-	-	-	11	359	H
5	* 9.02292	30.65	PK-U	36.1	-20.7	46.05	-	-	74	-27.95	-	-	116	359	V
	* 9.02612	20.24	ADR	36.1	-20.7	35.64	54	-18.36	-	-	-	-	116	359	V
6	* 8.33339	31.65	PK-U	35.7	-22.2	45.15	-	-	74	-28.85	-	-	278	353	V
	* 8.33309	21.36	ADR	35.7	-22.2	34.86	54	-19.14	-	-	-	-	278	353	V

* - indicates frequency in CFR47 Pt 15 / IC RSS-Restricted Band
PK-U - U-NII: Maximum Peak
ADR - U-NII AD primary method, RMS average

UL VERIFICATION SERVICES INC.
47173 Benicia Street, Fremont, CA 94538; USA TEL:(510) 319-4000 FAX:(510) 661-0888
This report shall not be reproduced except in full, without the written approval of UL Verification Services Inc.

1.1.19. TX ABOVE 1 GHz 802.11n HT20 MODE IN THE 5.8 GHz BAND

1TX Antenna 5 MODE, MCS 9

BANDEDGE (LOW CHANNEL)

HORIZONTAL RESULT

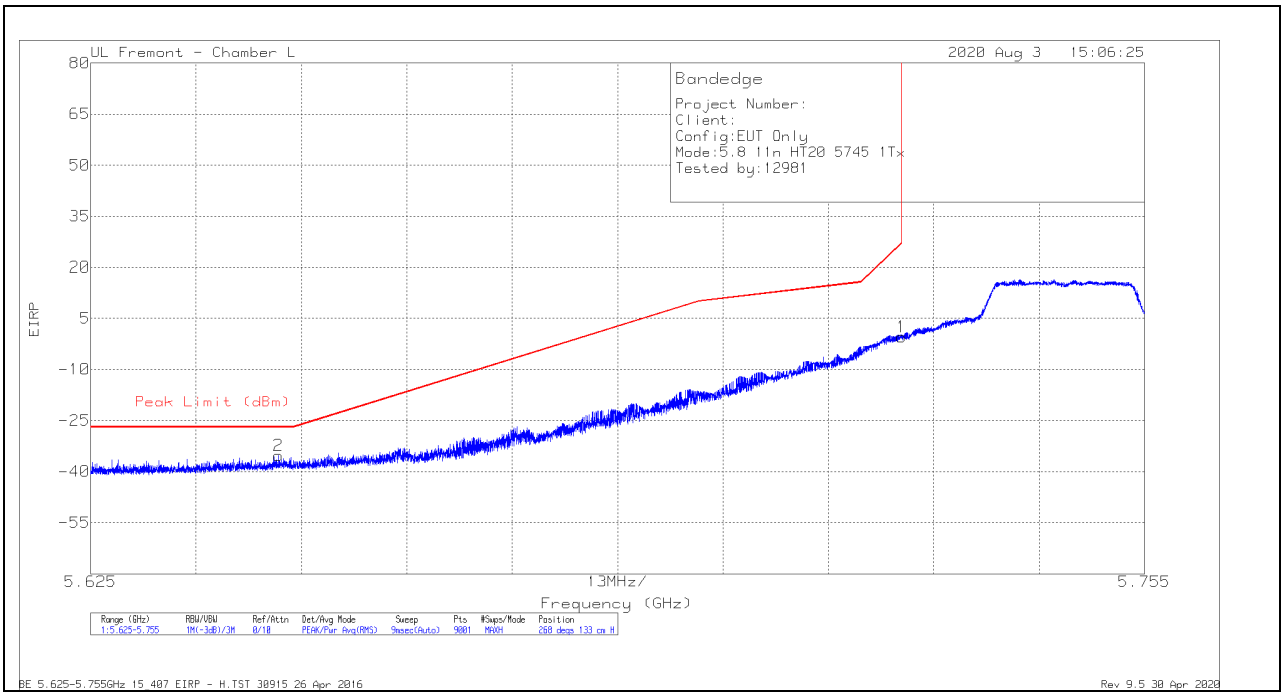

Marker	Frequency (GHz)	Meter Reading (dBm)	Det	AF 344 (dB/m)	Amp/Cbl/Fltr/Pad (dB)	Conversion Factor (dB)	Corrected Reading EIRP	Peak Limit (dBm)	PK Margin (dB)	Azimuth (Degs)	Height (cm)	Polarity
1	5.725	-30.4	Pk	34.7	-16.6	11.8	-.5	26.99	-27.49	268	133	H
2	5.6482	-65.19	Pk	34.7	-16.6	11.8	-35.29	-27	-8.29	268	133	H

Pk - Peak detector

UL VERIFICATION SERVICES INC.
47173 Benicia Street, Fremont, CA 94538; USA TEL:(510) 319-4000 FAX:(510) 661-0888
This report shall not be reproduced except in full, without the written approval of UL Verification Services Inc.

VERTICAL RESULT

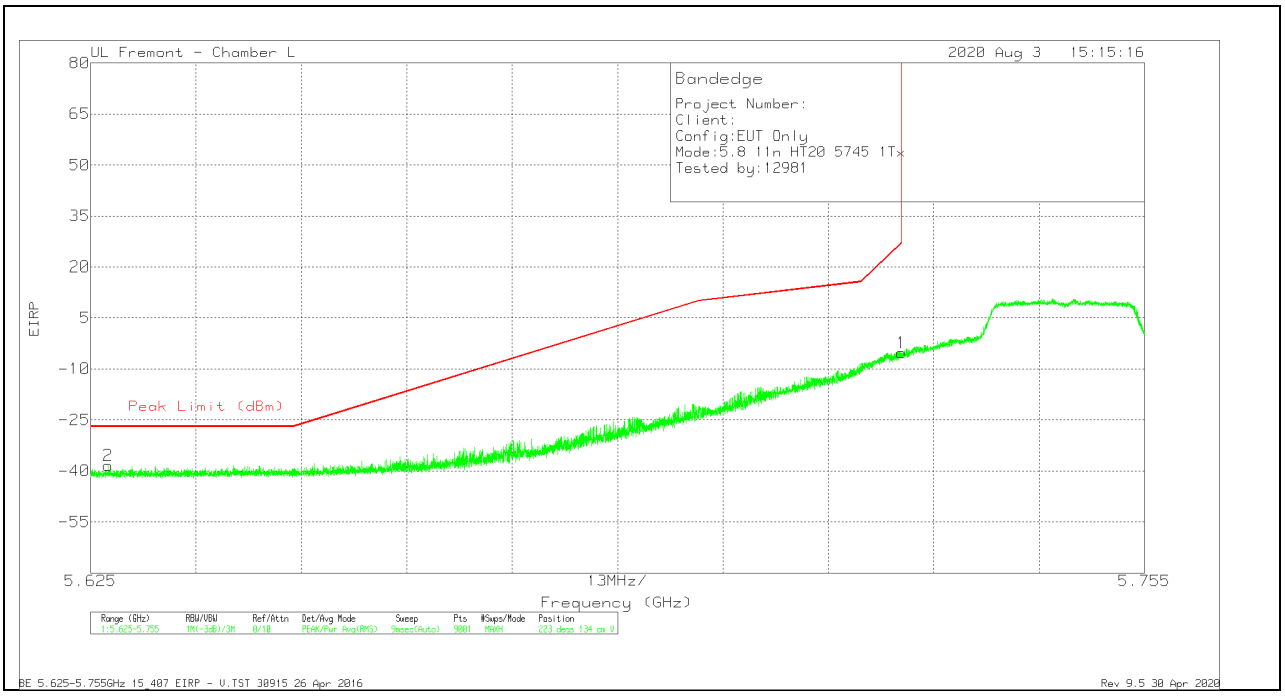

Marker	Frequency (GHz)	Meter Reading (dBm)	Det	AF 344 (dB/m)	Amp/Cbl/Fltr/Pad (dB)	Conversion Factor (dB)	Corrected Reading EIRP	Peak Limit (dBm)	PK Margin (dB)	Azimuth (Degs)	Height (cm)	Polarity
1	5.725	-35.06	Pk	34.7	-16.6	11.8	-5.16	26.99	-32.15	223	134	V
2	5.62718	-68.44	Pk	34.8	-16.6	11.8	-38.44	-27	-11.44	223	134	V

Pk - Peak detector

UL VERIFICATION SERVICES INC.
47173 Benicia Street, Fremont, CA 94538; USA TEL:(510) 319-4000 FAX:(510) 661-0888
This report shall not be reproduced except in full, without the written approval of UL Verification Services Inc.

BANDEDGE (HIGH CHANNEL)

HORIZONTAL RESULT

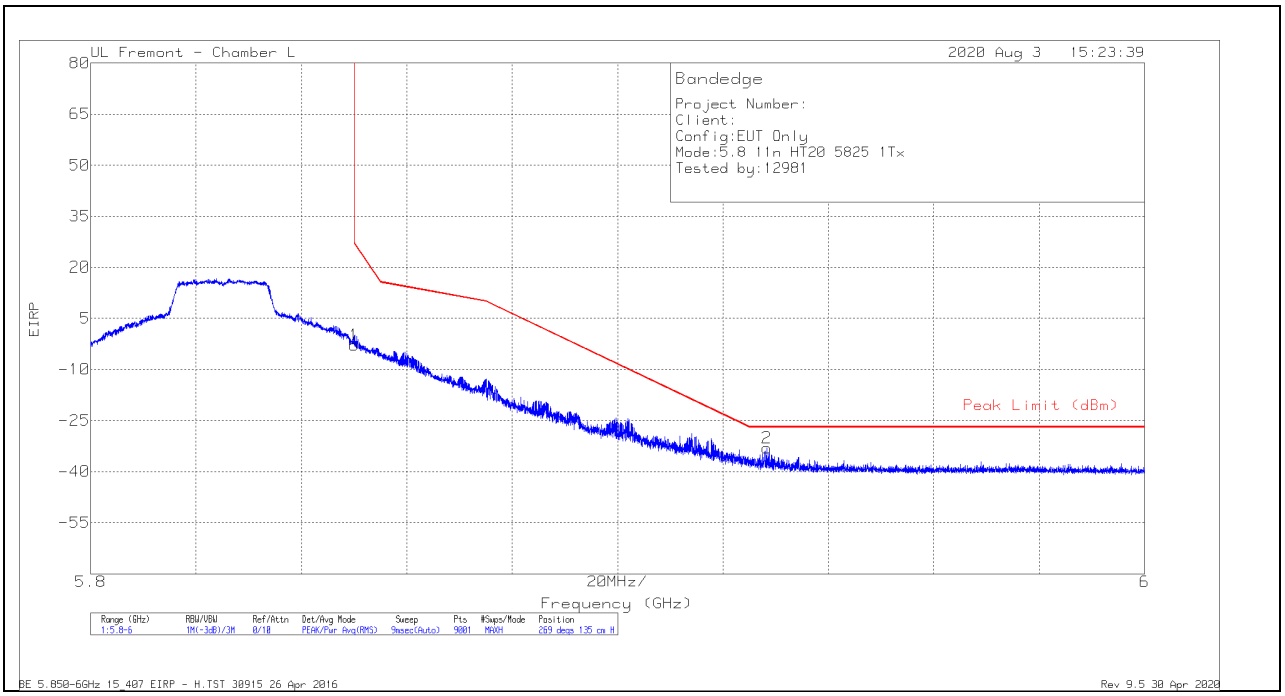

Marker	Frequency (GHz)	Meter Reading (dBm)	Det	AF 344 (dB/m)	Amp/Cbl/Fltr/Pad (dB)	Conversion Factor (dB)	Corrected Reading EIRP	Peak Limit (dBm)	PK Margin (dB)	Azimuth (Degs)	Height (cm)	Polarity
1	5.85002	-32.95	Pk	35	-16.7	11.8	-2.85	26.95	-29.8	269	135	H
2	5.92829	-63.71	Pk	35.2	-16.3	11.8	-33.01	-27	-6.01	269	135	H

Pk - Peak detector

UL VERIFICATION SERVICES INC.
47173 Benicia Street, Fremont, CA 94538; USA TEL:(510) 319-4000 FAX:(510) 661-0888
This report shall not be reproduced except in full, without the written approval of UL Verification Services Inc.

VERTICAL RESULT

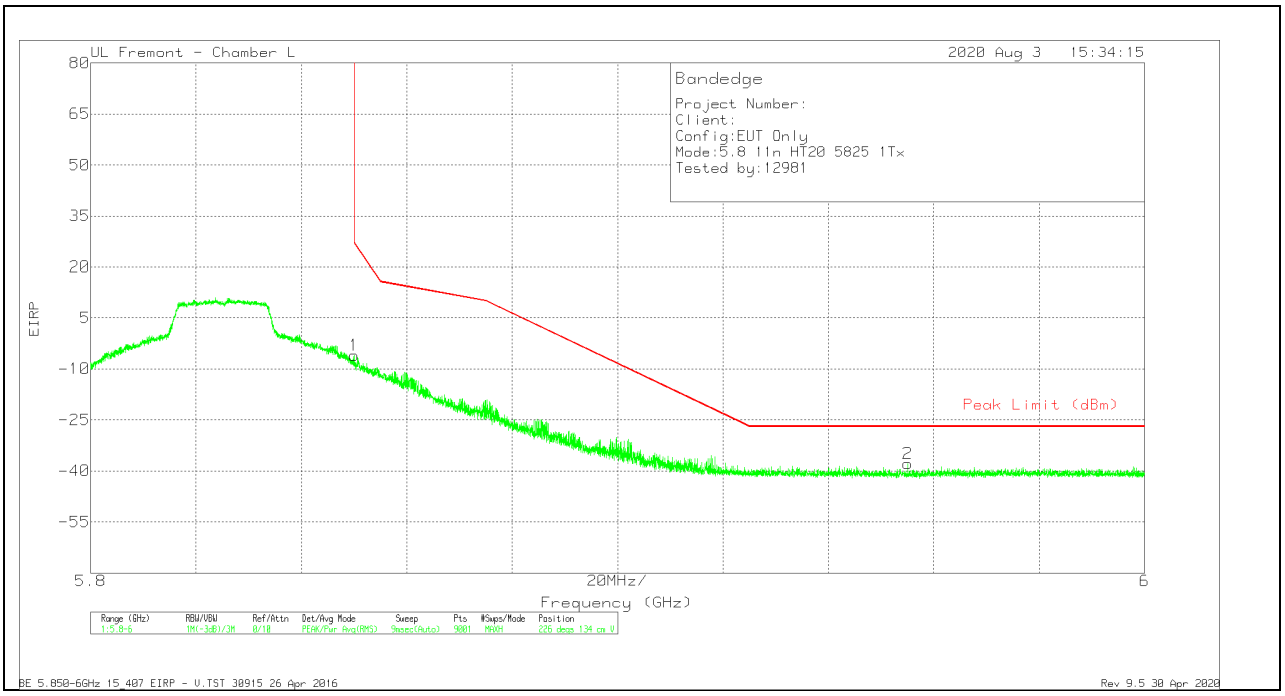

Marker	Frequency (GHz)	Meter Reading (dBm)	Det	AF 344 (dB/m)	Amp/Cbl/Fltr/Pad (dB)	Conversion Factor (dB)	Corrected Reading EIRP	Peak Limit (dBm)	PK Margin (dB)	Azimuth (Degs)	Height (cm)	Polarity
1	5.85002	-36.03	Pk	35	-16.7	11.8	-5.93	26.95	-32.88	226	134	V
2	5.95507	-68.7	Pk	35.2	-16.2	11.8	-37.9	-27	-10.9	226	134	V

Pk - Peak detector

UL VERIFICATION SERVICES INC.
47173 Benicia Street, Fremont, CA 94538; USA TEL:(510) 319-4000 FAX:(510) 661-0888
This report shall not be reproduced except in full, without the written approval of UL Verification Services Inc.

1TX Antenna 6 MODE, MCS 7

BANDEDGE (LOW CHANNEL)

HORIZONTAL RESULT

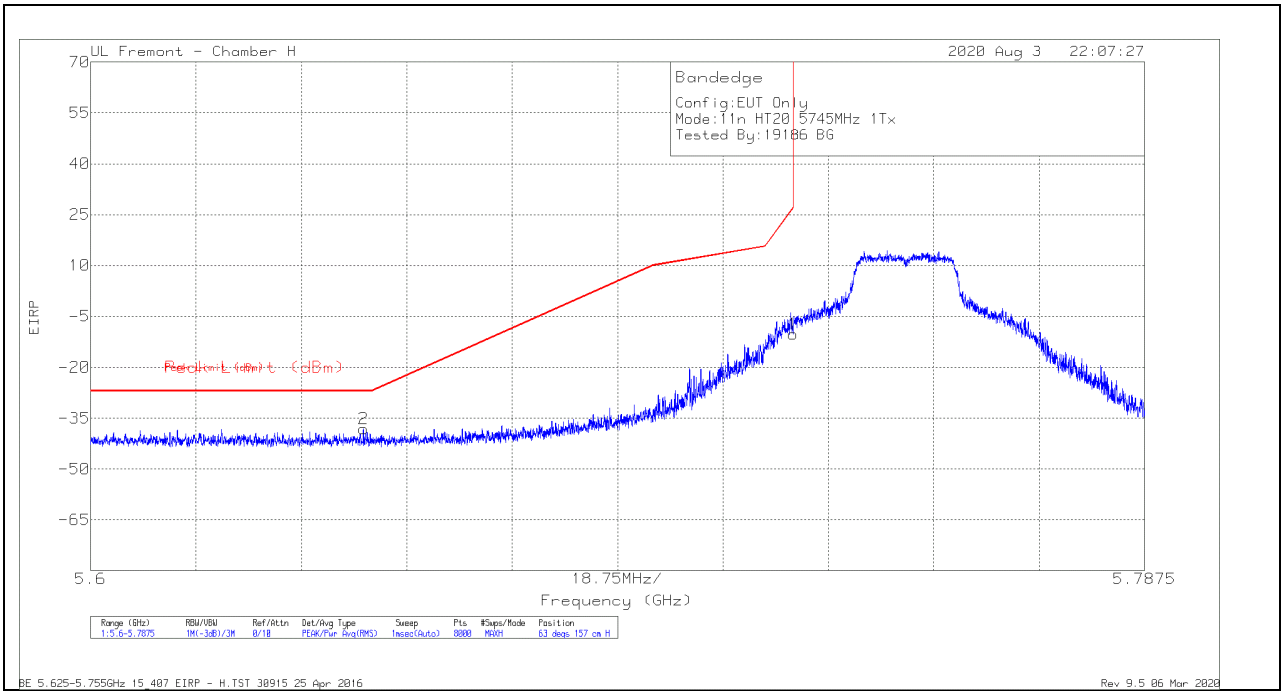

Marker	Frequency (GHz)	Meter Reading (dBm)	Det	AF T863 (dB/m)	Amp/Cbl/Fltr/Pad (dB)	Conversion Factor (dB)	DC Corr (dB)	Corrected Reading EIRP	Peak Limit (dBm)	PK Margin (dB)	Azimuth (Degs)	Height (cm)	Polarity
2	5.64852	-64.07	Pk	35.1	-21	11.8	0	-38.17	-27	-11.17	63	157	H
1	5.72498	-35.84	Pk	35	-21.1	11.8	0	-10.14	26.96	-37.1	63	157	H

Pk - Peak detector

UL VERIFICATION SERVICES INC.
47173 Benicia Street, Fremont, CA 94538; USA TEL:(510) 319-4000 FAX:(510) 661-0888
This report shall not be reproduced except in full, without the written approval of UL Verification Services Inc.

VERTICAL RESULT

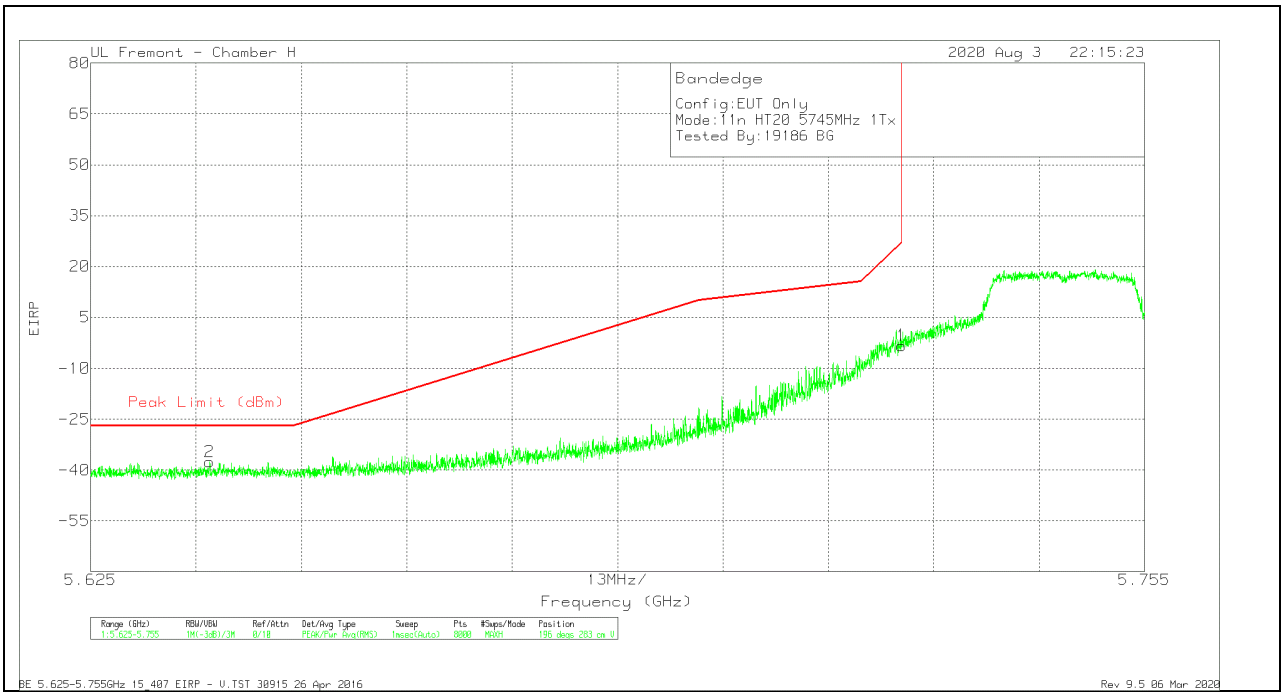

Marker	Frequency (GHz)	Meter Reading (dBm)	Det	AF T863 (dB/m)	Amp/Cbl/Fltr/Pad (dB)	Conversion Factor (dB)	DC Corr (dB)	Corrected Reading EIRP	Peak Limit (dBm)	PK Margin (dB)	Azimuth (Degs)	Height (cm)	Polarity
2	5.63969	-63.61	Pk	35.2	-21	11.8	0	-37.61	-27	-10.61	196	283	V
1	5.725	-28.96	Pk	35	-21.1	11.8	0	-3.26	27	-30.26	196	283	V

Pk - Peak detector

UL VERIFICATION SERVICES INC.
47173 Benicia Street, Fremont, CA 94538; USA TEL:(510) 319-4000 FAX:(510) 661-0888
This report shall not be reproduced except in full, without the written approval of UL Verification Services Inc.

BANDEDGE (HIGH CHANNEL)

HORIZONTAL RESULT

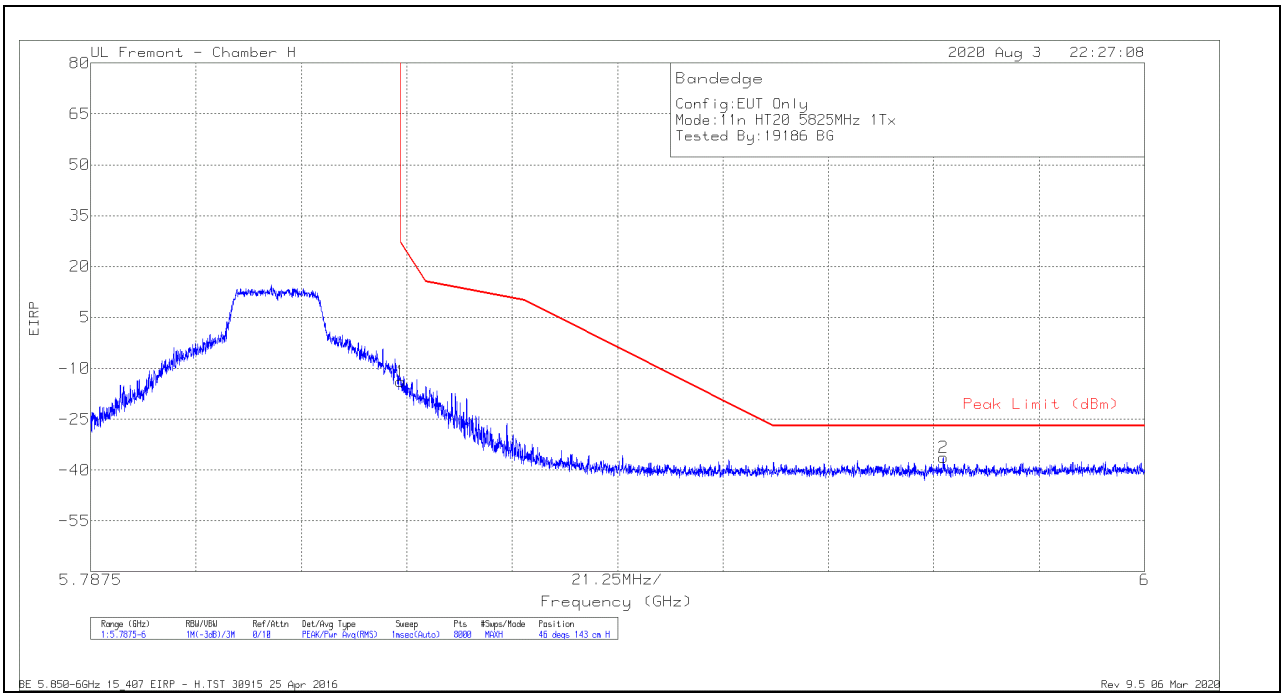

Marker	Frequency (GHz)	Meter Reading (dBm)	Det	AF T863 (dB/m)	Amp/Cbl/Fltr/Pad (dB)	Conversion Factor (dB)	DC Corr (dB)	Corrected Reading EIRP	Peak Limit (dBm)	PK Margin (dB)	Azimuth (Degs)	Height (cm)	Polarity
1	5.85001	-39.94	Pk	35	-20.7	11.8	0	-13.84	26.98	-40.82	46	143	H
2	5.95944	-62.96	Pk	35.1	-20.2	11.8	0	-36.26	-27	-9.26	46	143	H

Pk - Peak detector

UL VERIFICATION SERVICES INC.
47173 Benicia Street, Fremont, CA 94538; USA TEL:(510) 319-4000 FAX:(510) 661-0888
This report shall not be reproduced except in full, without the written approval of UL Verification Services Inc.