VERTICAL RESULT

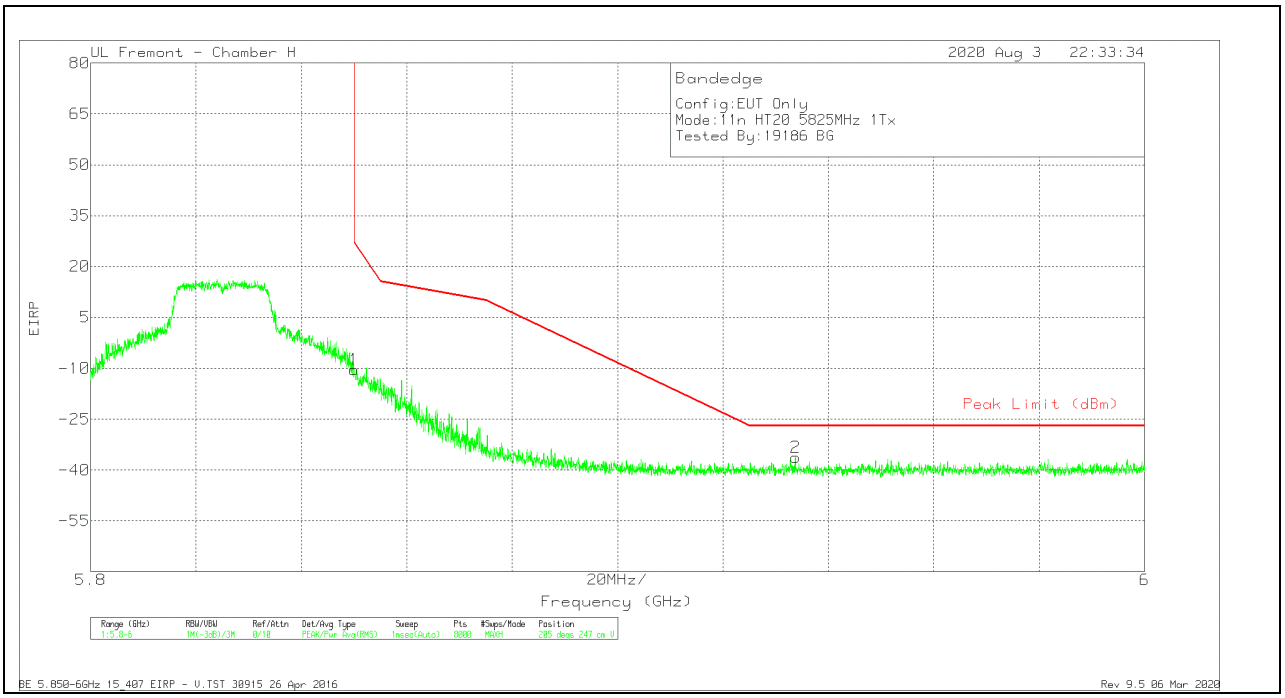

Marker	Frequency (GHz)	Meter Reading (dBm)	Det	AF T863 (dB/m)	Amp/Cbl/Fltr/Pad (dB)	Conversion Factor (dB)	DC Corr (dB)	Corrected Reading EIRP	Peak Limit (dBm)	PK Margin (dB)	Azimuth (Degs)	Height (cm)	Polarity
1	5.85001	-36.5	Pk	35	-20.7	11.8	0	-10.4	26.99	-37.39	205	247	V
2	5.93377	-62.7	Pk	35.1	-20.5	11.8	0	-36.3	-27	-9.3	205	247	V

Pk - Peak detector

UL VERIFICATION SERVICES INC.
47173 Benicia Street, Fremont, CA 94538; USA TEL:(510) 319-4000 FAX:(510) 661-0888
This report shall not be reproduced except in full, without the written approval of UL Verification Services Inc.

2TX Antenna 5 + Antenna 6 CDD MODE

BANDEDGE (LOW CHANNEL)

HORIZONTAL RESULT

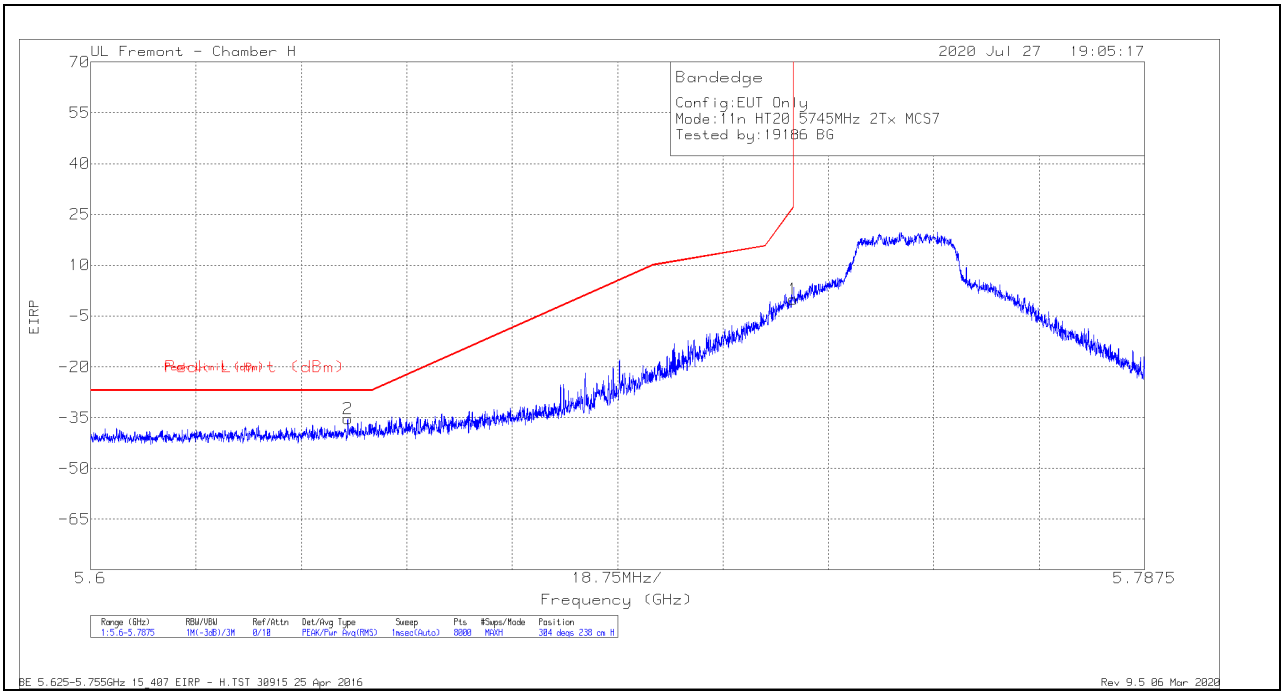

Marker	Frequency (GHz)	Meter Reading (dBm)	Det	AF T863 (dB/m)	Amp/Cbl/Fltr/Pad (dB)	Conversion Factor (dB)	DC Corr (dB)	Corrected Reading EIRP	Peak Limit (dBm)	PK Margin (dB)	Azimuth (Degs)	Height (cm)	Polarity
2	5.64573	-61.27	Pk	35.2	-21	11.8	0	-35.27	-27	-8.27	304	238	H
1	5.72498	-25.78	Pk	35	-21.1	11.8	0	-.08	26.96	-27.04	304	238	H

Pk - Peak detector

UL VERIFICATION SERVICES INC.
47173 Benicia Street, Fremont, CA 94538; USA TEL:(510) 319-4000 FAX:(510) 661-0888
This report shall not be reproduced except in full, without the written approval of UL Verification Services Inc.

VERTICAL RESULT

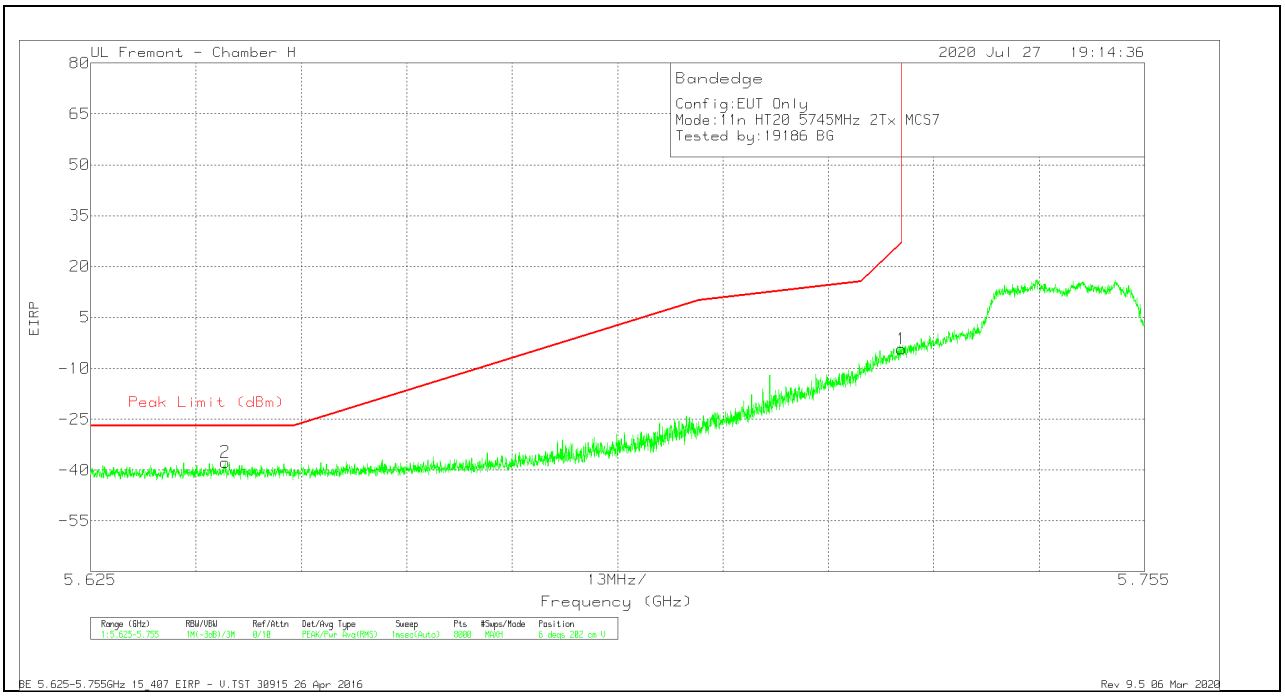

Marker	Frequency (GHz)	Meter Reading (dBm)	Det	AF T863 (dB/m)	Amp/Cbl/Fltr/Pad (dB)	Conversion Factor (dB)	Corrected Reading EIRP	Peak Limit (dBm)	PK Margin (dB)	Azimuth (Degs)	Height (cm)	Polarity
2	5.64158	-63.55	Pk	35.2	-21.1	11.8	-37.65	-27	-10.65	6	202	V
1	5.725	-29.94	Pk	35	-21.1	11.8	-4.24	27	-31.24	6	202	V

Pk - Peak detector

UL VERIFICATION SERVICES INC.
47173 Benicia Street, Fremont, CA 94538; USA TEL:(510) 319-4000 FAX:(510) 661-0888
This report shall not be reproduced except in full, without the written approval of UL Verification Services Inc.

BANDEDGE (HIGH CHANNEL)

HORIZONTAL RESULT

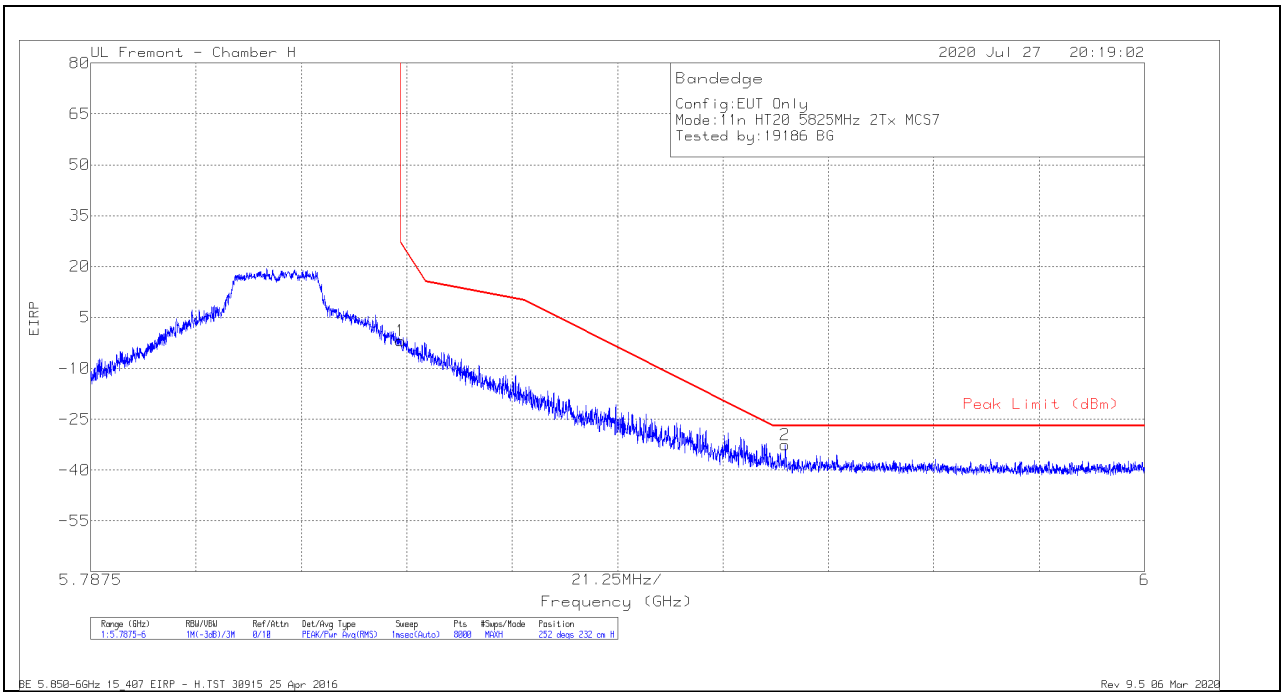

Marker	Frequency (GHz)	Meter Reading (dBm)	Det	AF T863 (dB/m)	Amp/Cbl/Fltr/Pad (dB)	Conversion Factor (dB)	Corrected Reading EIRP	Peak Limit (dBm)	PK Margin (dB)	Azimuth (Degs)	Height (cm)	Polarity
1	5.85001	-28.01	Pk	35	-20.7	11.8	-1.91	26.98	-28.89	252	232	H
2	5.92753	-59	Pk	35.1	-20.4	11.8	-32.5	-27	-5.5	252	232	H

Pk - Peak detector

UL VERIFICATION SERVICES INC.
47173 Benicia Street, Fremont, CA 94538; USA TEL:(510) 319-4000 FAX:(510) 661-0888
This report shall not be reproduced except in full, without the written approval of UL Verification Services Inc.

VERTICAL RESULT

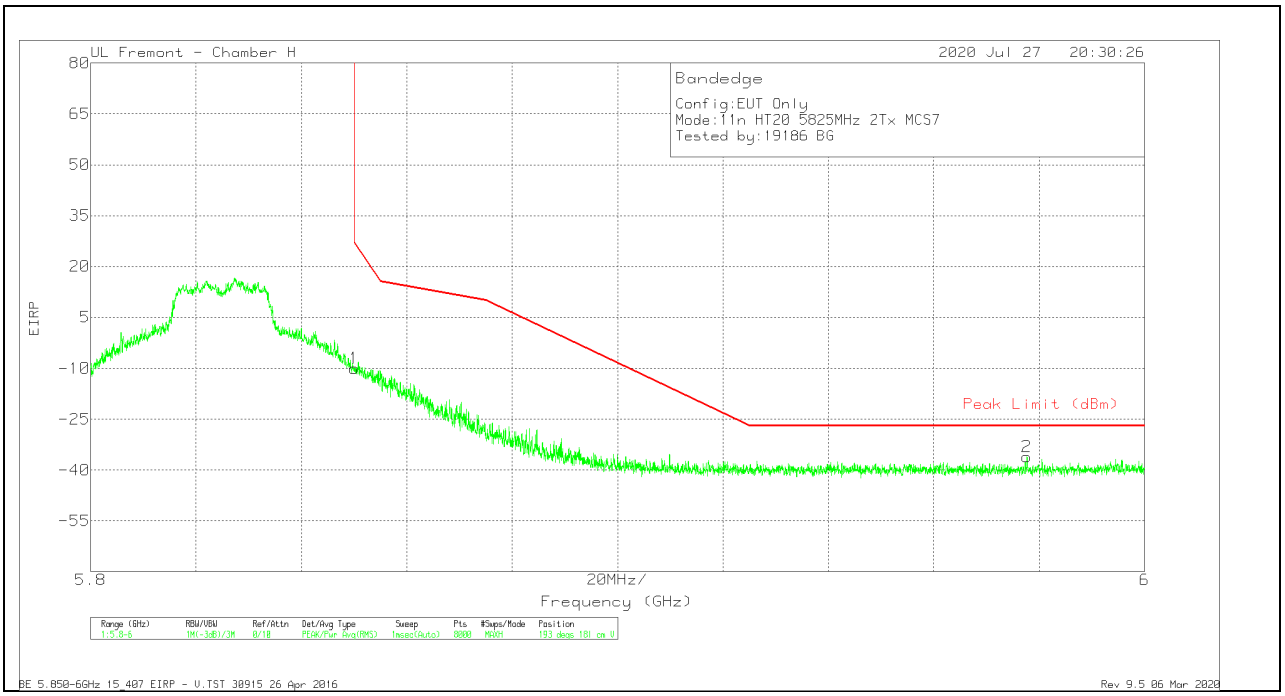

Marker	Frequency (GHz)	Meter Reading (dBm)	Det	AF T863 (dB/m)	Amp/Cbl/Fltr/Pad (dB)	Conversion Factor (dB)	Corrected Reading EIRP	Peak Limit (dBm)	PK Margin (dB)	Azimuth (Degs)	Height (cm)	Polarity
1	5.85001	-36.03	Pk	35	-20.7	11.8	-9.93	26.99	-36.92	193	181	V
2	5.9777	-62.84	Pk	35.3	-20.4	11.8	-36.14	-27	-9.14	193	181	V

Pk - Peak detector

UL VERIFICATION SERVICES INC.
47173 Benicia Street, Fremont, CA 94538; USA TEL:(510) 319-4000 FAX:(510) 661-0888
This report shall not be reproduced except in full, without the written approval of UL Verification Services Inc.

HARMONICS AND SPURIOUS EMISSIONS

MID CHANNEL RESULTS

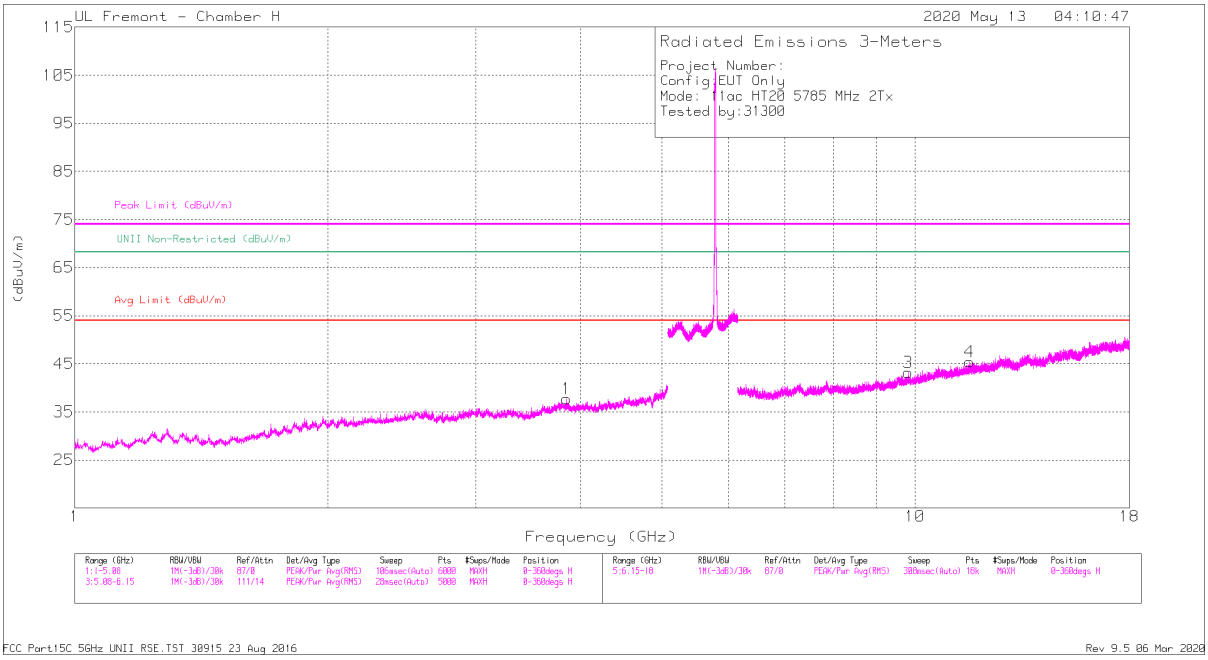

HORIZONTAL

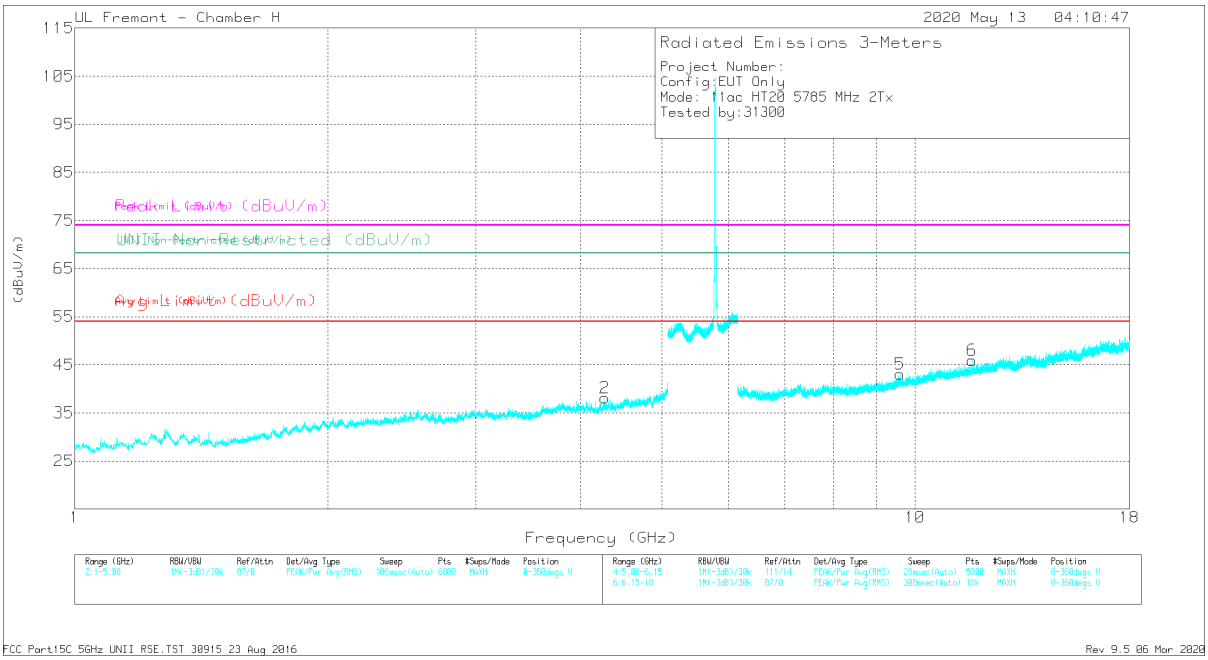

VERTICAL

UL VERIFICATION SERVICES INC.
47173 Benicia Street, Fremont, CA 94538; USA TEL:(510) 319-4000 FAX:(510) 661-0888
This report shall not be reproduced except in full, without the written approval of UL Verification Services Inc.

RADIATED EMISSIONS

Marker	Frequency (GHz)	Meter Reading (dBuV)	Det	AF T863 (dB/m)	Amp/Cbl/Fltr/Pad (dB)	Corrected Reading (dBuV/m)	Avg Limit (dBuV/m)	Margin (dB)	Peak Limit (dBuV/m)	PK Margin (dB)	UNII Non-Restricted (dBuV/m)	PK Margin (dB)	Azimuth (Degs)	Height (cm)	Polarity
1	* 3.8458	42.25	PK-U	33.5	-32	43.75	-	-	74	-30.25	-	-	0	200	H
	* 3.84832	31.18	ADR	33.5	-31.9	32.78	54	-21.22	-	-	-	-	0	200	H
2	* 4.27815	42.03	PK-U	33.6	-30.8	44.83	-	-	74	-29.17	-	-	360	200	V
	* 4.27679	30.14	ADR	33.5	-30.8	32.84	54	-21.16	-	-	-	-	360	200	V
4	* 11.62161	36.63	PK-U	38.4	-23.5	51.53	-	-	74	-22.47	-	-	321	200	H
	* 11.62013	25.07	ADR	38.4	-23.5	39.97	54	-14.03	-	-	-	-	321	200	H
6	* 11.69489	37.1	PK-U	38.4	-23.3	52.2	-	-	74	-21.8	-	-	206	200	V
	* 11.69416	25.02	ADR	38.4	-23.3	40.12	54	-13.88	-	-	-	-	206	200	V
5	9.6025	38.07	PK-U	36.8	-25.1	49.77	-	-	-	-	68.2	-18.43	190	101	V
3	9.81801	37.76	PK-U	36.9	-24.5	50.16	-	-	-	-	68.2	-18.04	314	101	H

* - indicates frequency in CFR47 Pt 15 / IC RSS-Restricted Band
PK-U - U-NII: Maximum Peak
ADR - U-NII AD primary method, RMS average

UL VERIFICATION SERVICES INC.
47173 Benicia Street, Fremont, CA 94538; USA TEL:(510) 319-4000 FAX:(510) 661-0888
This report shall not be reproduced except in full, without the written approval of UL Verification Services Inc.

1.1.20. TX ABOVE 1 GHz 802.11n HT40 MODE IN THE 5.8 GHz BAND

1TX Antenna 5 MODE

BANDEDGE (LOW CHANNEL)

HORIZONTAL RESULT

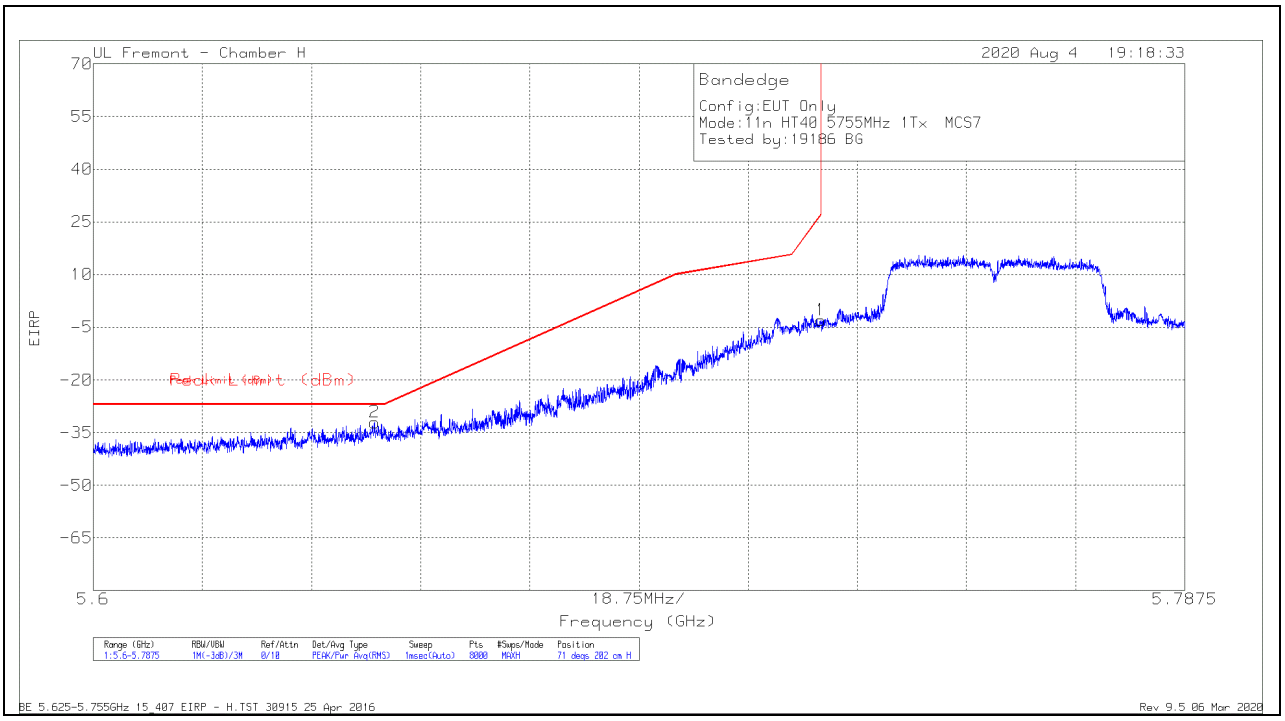

Marker	Frequency (GHz)	Meter Reading (dBm)	Det	AF T863 (dB/m)	Amp/Cbl/Fltr/Pad (dB)	Conversion Factor (dB)	Corrected Reading EIRP	Peak Limit (dBm)	PK Margin (dB)	Azimuth (Degs)	Height (cm)	Polarity
2	5.64833	-58.01	Pk	35.1	-21	11.8	-32.11	-27	-5.11	71	202	H
1	5.72498	-28.68	Pk	35	-21.1	11.8	-2.98	26.96	-29.94	71	202	H

Pk - Peak detector

UL VERIFICATION SERVICES INC.
47173 Benicia Street, Fremont, CA 94538; USA TEL:(510) 319-4000 FAX:(510) 661-0888
This report shall not be reproduced except in full, without the written approval of UL Verification Services Inc.

VERTICAL RESULT

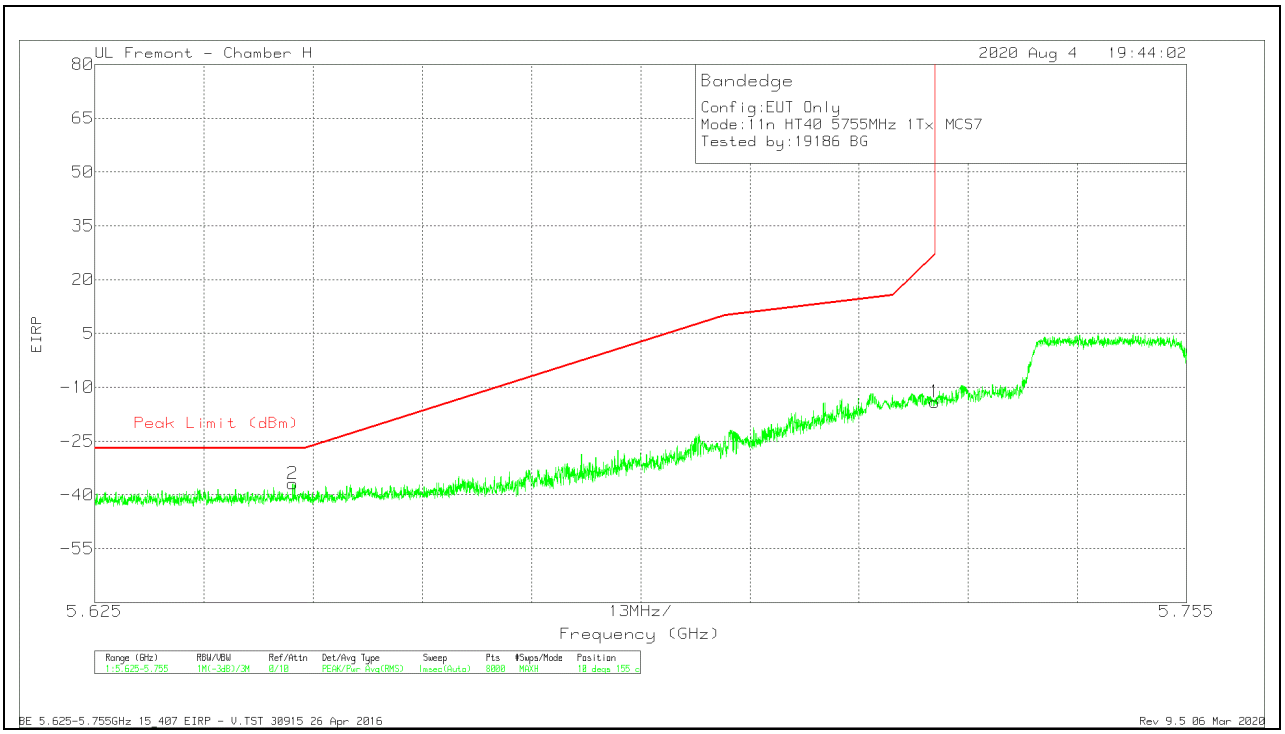

Marker	Frequency (GHz)	Meter Reading (dBm)	Det	AF T863 (dB/m)	Amp/Cbl/Fltr/Pad (dB)	Conversion Factor (dB)	Corrected Reading EIRP	Peak Limit (dBm)	PK Margin (dB)	Azimuth (Degs)	Height (cm)	Polarity
2	5.64857	-62.74	Pk	35.1	-21	11.8	-36.84	-27	-9.84	10	155	V
1	5.725	-39.82	Pk	35	-21.1	11.8	-14.12	27	-41.12	10	155	V

Pk - Peak detector

UL VERIFICATION SERVICES INC.
47173 Benicia Street, Fremont, CA 94538; USA TEL:(510) 319-4000 FAX:(510) 661-0888
This report shall not be reproduced except in full, without the written approval of UL Verification Services Inc.

BANDEDGE (HIGH CHANNEL)

HORIZONTAL RESULT

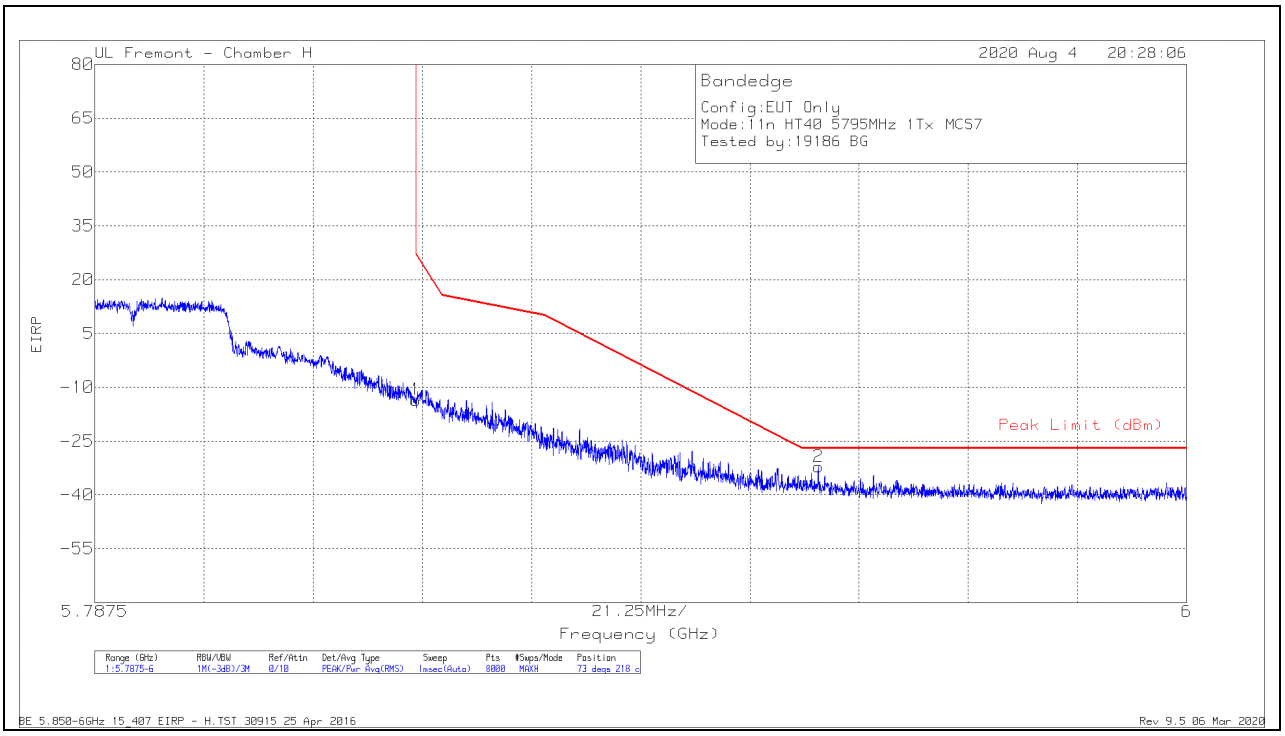

Marker	Frequency (GHz)	Meter Reading (dBm)	Det	AF T863 (dB/m)	Amp/Cbl/Fltr/Pad (dB)	Conversion Factor (dB)	Corrected Reading EIRP	Peak Limit (dBm)	PK Margin (dB)	Azimuth (Degs)	Height (cm)	Polarity
1	5.85001	-39.64	Pk	35	-20.7	11.8	-13.54	26.98	-40.52	73	218	H
2	5.92833	-58.66	Pk	35.1	-20.4	11.8	-32.16	-27	-5.16	73	218	H

Pk - Peak detector

UL VERIFICATION SERVICES INC.
47173 Benicia Street, Fremont, CA 94538; USA TEL:(510) 319-4000 FAX:(510) 661-0888
This report shall not be reproduced except in full, without the written approval of UL Verification Services Inc.

VERTICAL RESULT

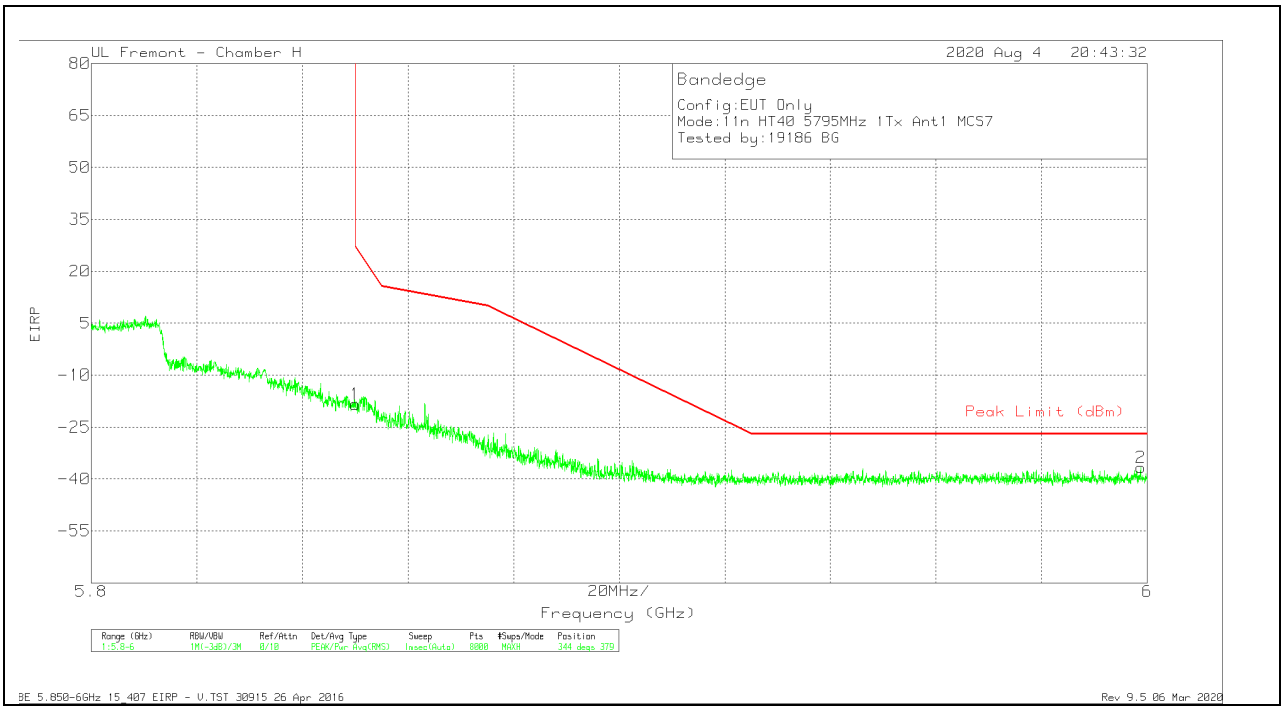

Marker	Frequency (GHz)	Meter Reading (dBm)	Det	AF T863 (dB/m)	Amp/Cbl/Fltr/Pad (dB)	Conversion Factor (dB)	Corrected Reading EIRP	Peak Limit (dBm)	PK Margin (dB)	Azimuth (Degs)	Height (cm)	Polarity
1	5.85001	-44.52	Pk	35	-20.7	11.8	-18.42	26.99	-45.41	344	379	V
2	5.99877	-63.5	Pk	35.3	-20.3	11.8	-36.7	-27	-9.7	344	379	V

Pk - Peak detector

UL VERIFICATION SERVICES INC.
47173 Benicia Street, Fremont, CA 94538; USA TEL:(510) 319-4000 FAX:(510) 661-0888
This report shall not be reproduced except in full, without the written approval of UL Verification Services Inc.

1TX Antenna 6 MODE

BANDEDGE (LOW CHANNEL)

HORIZONTAL RESULT

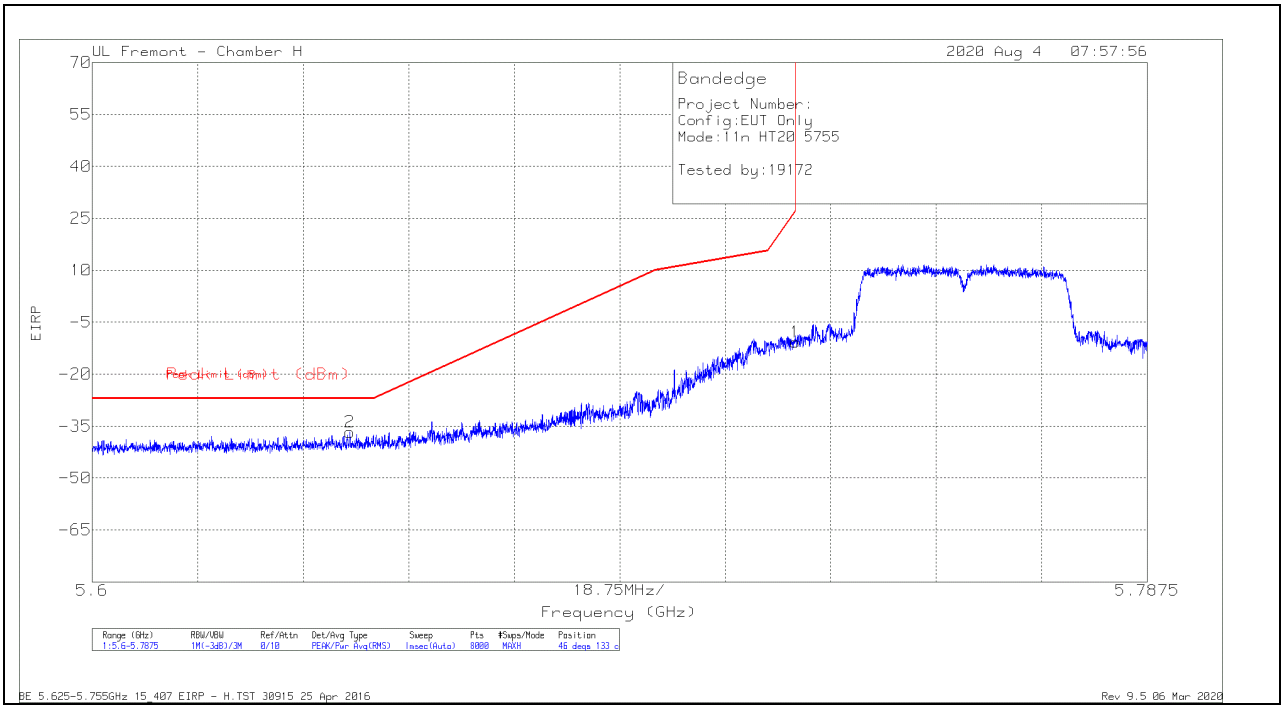

Marker	Frequency (GHz)	Meter Reading (dBm)	Det	AF T863 (dB/m)	Amp/Cbl/Fltr/Pad (dB)	Conversion Factor (dB)	Corrected Reading EIRP	Peak Limit (dBm)	PK Margin (dB)	Azimuth (Degs)	Height (cm)	Polarity
2	5.64578	-62.76	Pk	35.2	-21	11.8	-36.76	-27	-9.76	46	133	H
1	5.72498	-36.49	Pk	35	-21.1	11.8	-10.79	26.96	-37.75	46	133	H

Pk - Peak detector

UL VERIFICATION SERVICES INC.
47173 Benicia Street, Fremont, CA 94538; USA TEL:(510) 319-4000 FAX:(510) 661-0888
This report shall not be reproduced except in full, without the written approval of UL Verification Services Inc.

VERTICAL RESULT

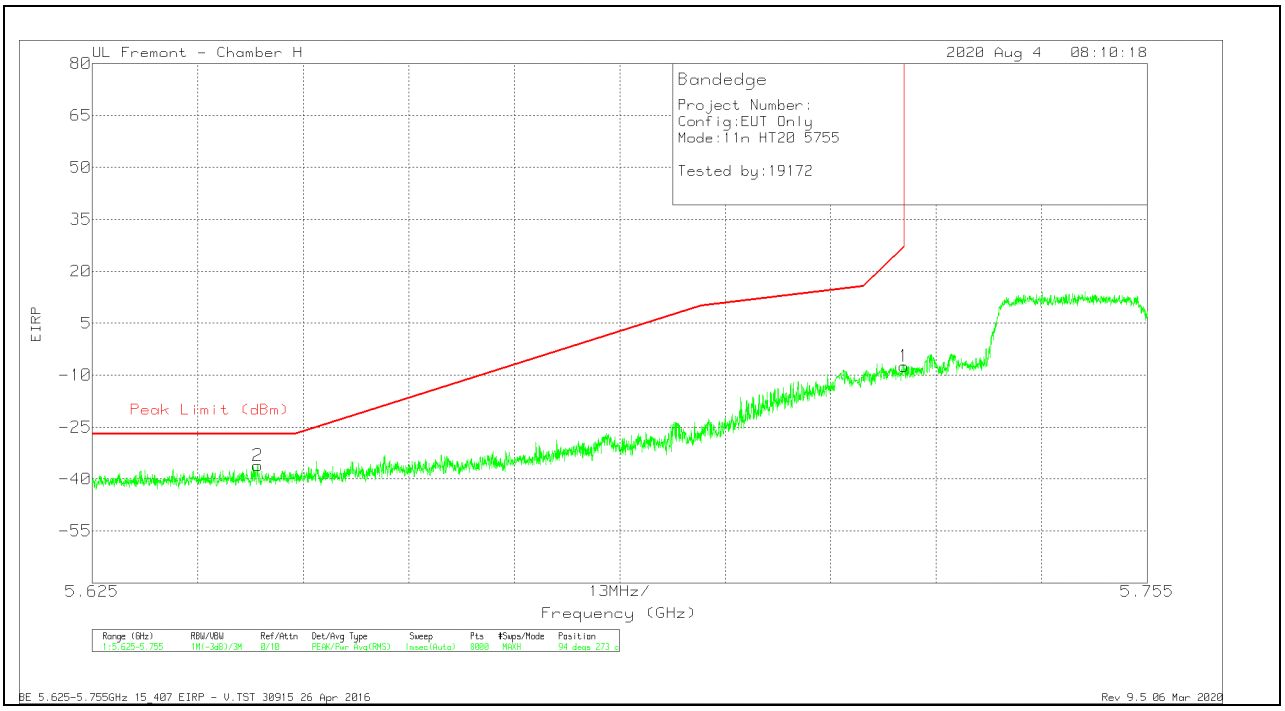

Marker	Frequency (GHz)	Meter Reading (dBm)	Det	AF T863 (dB/m)	Amp/Cbl/Fltr/Pad (dB)	Conversion Factor (dB)	Corrected Reading EIRP	Peak Limit (dBm)	PK Margin (dB)	Azimuth (Degs)	Height (cm)	Polarity
2	5.6454	-62.09	Pk	35.2	-21	11.8	-36.09	-27	-9.09	94	273	V
1	5.725	-33.1	Pk	35	-21.1	11.8	-7.4	27	-34.4	94	273	V

Pk - Peak detector

UL VERIFICATION SERVICES INC.
47173 Benicia Street, Fremont, CA 94538; USA TEL:(510) 319-4000 FAX:(510) 661-0888
This report shall not be reproduced except in full, without the written approval of UL Verification Services Inc.

BANDEDGE (HIGH CHANNEL)

HORIZONTAL RESULT

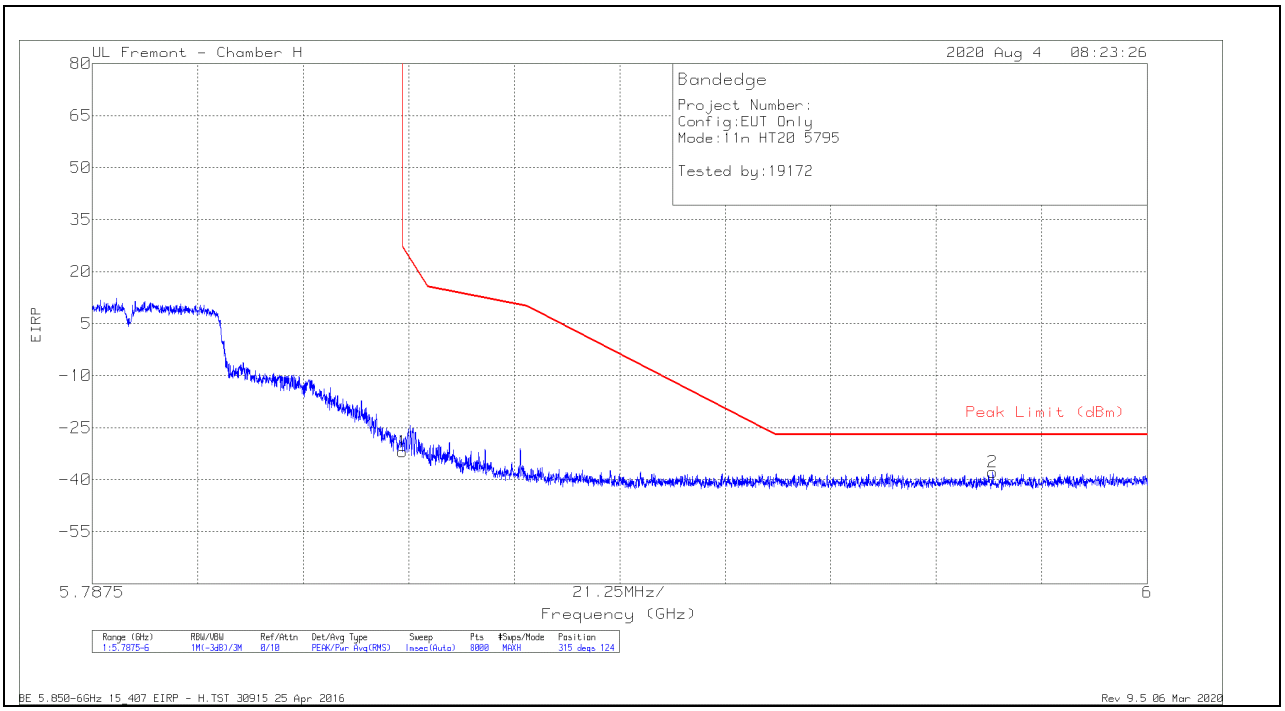

Marker	Frequency (GHz)	Meter Reading (dBm)	Det	AF T863 (dB/m)	Amp/Cbl/Fltr/Pad (dB)	Conversion Factor (dB)	Corrected Reading EIRP	Peak Limit (dBm)	PK Margin (dB)	Azimuth (Degs)	Height (cm)	Polarity
1	5.85001	-58.07	Pk	35	-20.7	11.8	-31.97	26.98	-58.95	315	124	H
2	5.96887	-64.52	Pk	35.2	-20.3	11.8	-37.82	-27	-10.82	315	124	H

Pk - Peak detector

UL VERIFICATION SERVICES INC.
47173 Benicia Street, Fremont, CA 94538; USA TEL:(510) 319-4000 FAX:(510) 661-0888
This report shall not be reproduced except in full, without the written approval of UL Verification Services Inc.

VERTICAL RESULT

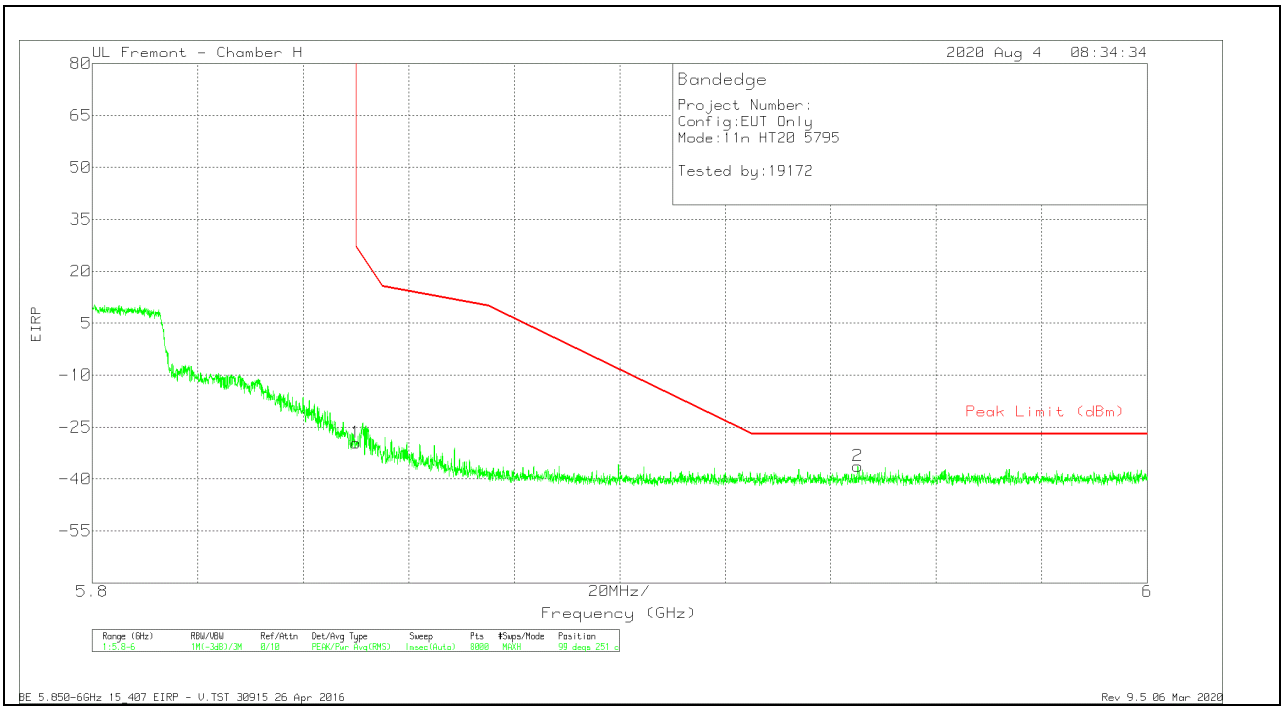

Marker	Frequency (GHz)	Meter Reading (dBm)	Det	AF T863 (dB/m)	Amp/Cbl/Fltr/Pad (dB)	Conversion Factor (dB)	Corrected Reading EIRP	Peak Limit (dBm)	PK Margin (dB)	Azimuth (Degs)	Height (cm)	Polarity
1	5.85001	-55.6	Pk	35	-20.7	11.8	-29.5	26.99	-56.49	99	251	V
2	5.94512	-62.81	Pk	35.2	-20.4	11.8	-36.21	-27	-9.21	99	251	V

Pk - Peak detector

UL VERIFICATION SERVICES INC.
47173 Benicia Street, Fremont, CA 94538; USA TEL:(510) 319-4000 FAX:(510) 661-0888
This report shall not be reproduced except in full, without the written approval of UL Verification Services Inc.

2TX Antenna 5 + Antenna 6 CDD MODE

BANDEDGE (LOW CHANNEL)

HORIZONTAL RESULT

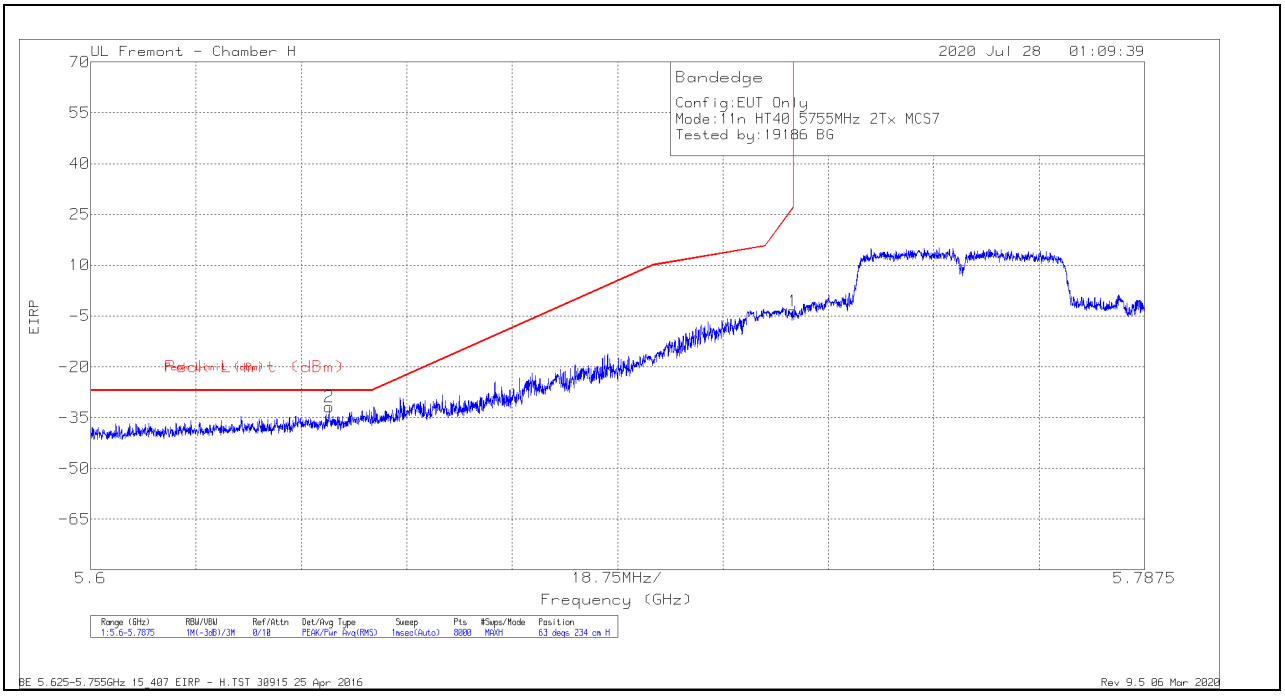

Marker	Frequency (GHz)	Meter Reading (dBm)	Det	AF T863 (dB/m)	Amp/Cbl/Fltr/Pad (dB)	Conversion Factor (dB)	Corrected Reading EIRP	Peak Limit (dBm)	PK Margin (dB)	Azimuth (Degs)	Height (cm)	Polarity
2	5.64243	-57.79	Pk	35.2	-21.1	11.8	-31.89	-27	-4.89	63	234	H
1	5.72498	-29.3	Pk	35	-21.1	11.8	-3.6	26.96	-30.56	63	234	H

Pk - Peak detector

UL VERIFICATION SERVICES INC.
47173 Benicia Street, Fremont, CA 94538; USA TEL:(510) 319-4000 FAX:(510) 661-0888
This report shall not be reproduced except in full, without the written approval of UL Verification Services Inc.

VERTICAL RESULT

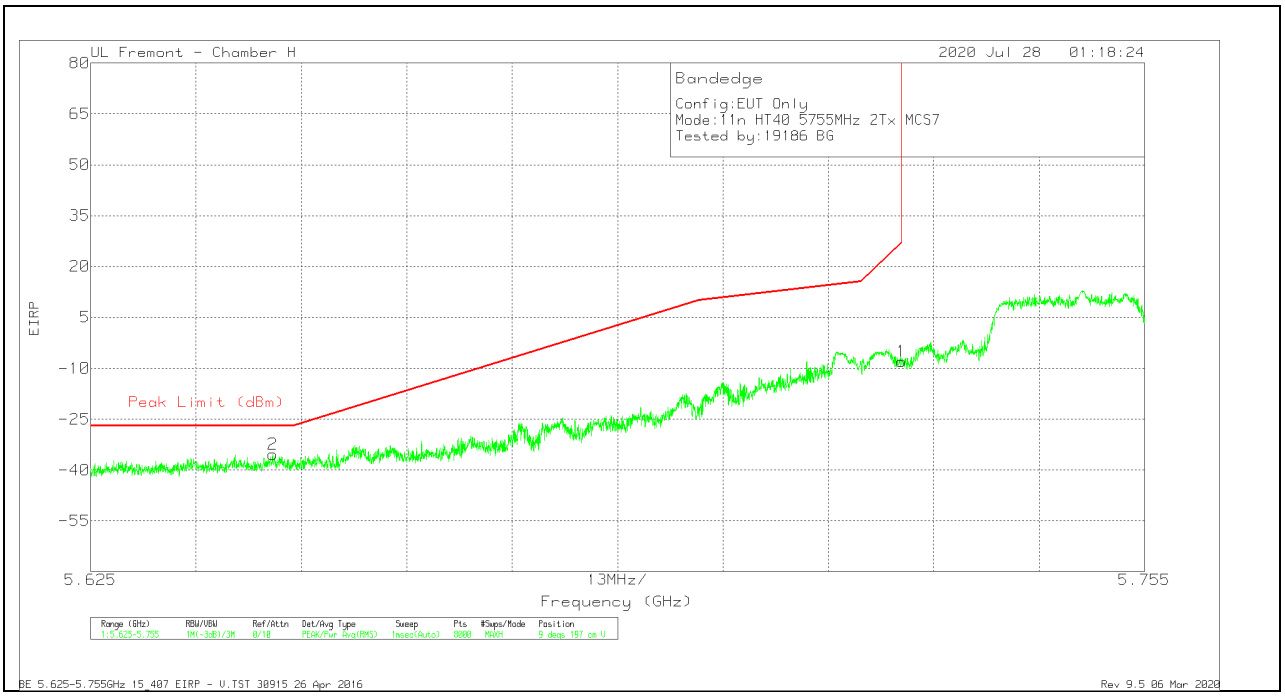

Marker	Frequency (GHz)	Meter Reading (dBm)	Det	AF T863 (dB/m)	Amp/Cbl/Fltr/Pad (dB)	Conversion Factor (dB)	Corrected Reading EIRP	Peak Limit (dBm)	PK Margin (dB)	Azimuth (Degs)	Height (cm)	Polarity
2	5.64746	-61.24	Pk	35.1	-21	11.8	-35.34	-27	-8.34	9	197	V
1	5.725	-33.64	Pk	35	-21.1	11.8	-7.94	27	-34.94	9	197	V

Pk - Peak detector

UL VERIFICATION SERVICES INC.
47173 Benicia Street, Fremont, CA 94538; USA TEL:(510) 319-4000 FAX:(510) 661-0888
This report shall not be reproduced except in full, without the written approval of UL Verification Services Inc.

BANDEDGE (HIGH CHANNEL)

HORIZONTAL RESULT

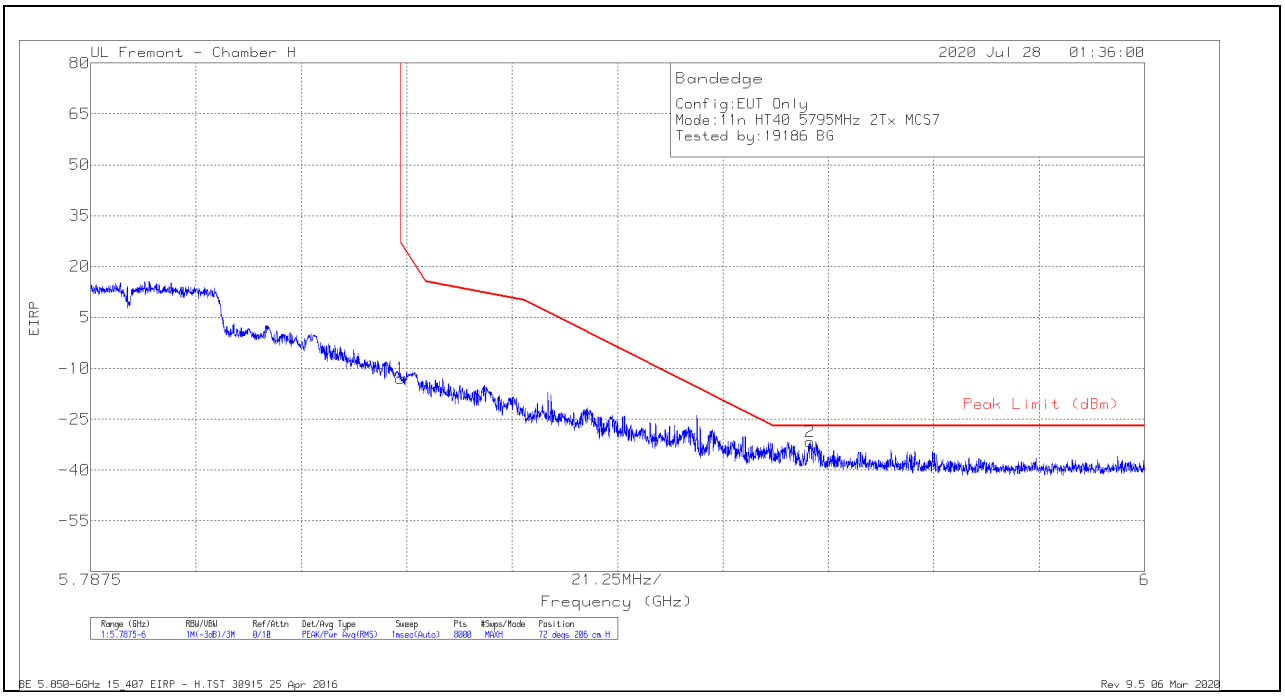

Marker	Frequency (GHz)	Meter Reading (dBm)	Det	AF T863 (dB/m)	Amp/Cbl/Fltr/Pad (dB)	Conversion Factor (dB)	Corrected Reading EIRP	Peak Limit (dBm)	PK Margin (dB)	Azimuth (Degs)	Height (cm)	Polarity
1	5.85001	-39.13	Pk	35	-20.7	11.8	-13.03	26.98	-40.01	72	206	H
2	5.93258	-58.02	Pk	35.1	-20.5	11.8	-31.62	-27	-4.62	72	206	H

Pk - Peak detector

UL VERIFICATION SERVICES INC.
47173 Benicia Street, Fremont, CA 94538; USA TEL:(510) 319-4000 FAX:(510) 661-0888
This report shall not be reproduced except in full, without the written approval of UL Verification Services Inc.

VERTICAL RESULT

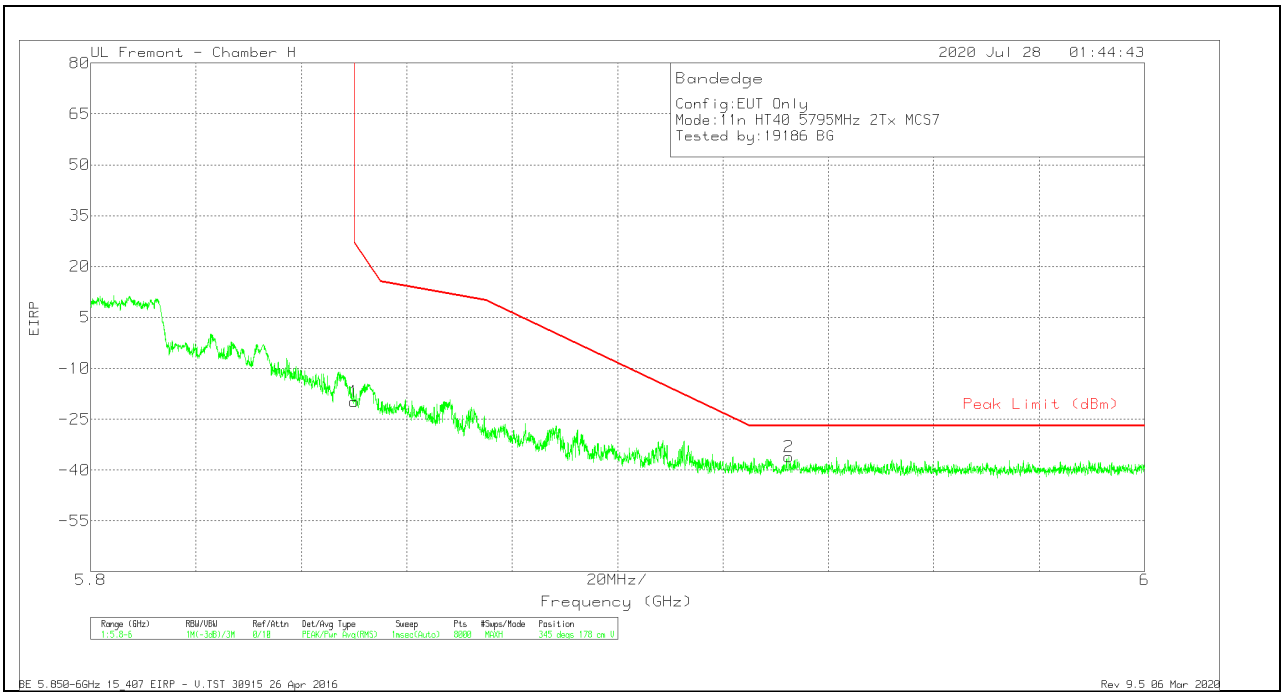

Marker	Frequency (GHz)	Meter Reading (dBm)	Det	AF T863 (dB/m)	Amp/Cbl/Fltr/Pad (dB)	Conversion Factor (dB)	Corrected Reading EIRP	Peak Limit (dBm)	PK Margin (dB)	Azimuth (Degs)	Height (cm)	Polarity
1	5.85001	-45.84	Pk	35	-20.7	11.8	-19.74	26.99	-46.73	345	178	V
2	5.93249	-62.44	Pk	35.1	-20.5	11.8	-36.04	-27	-9.04	345	178	V

Pk - Peak detector

UL VERIFICATION SERVICES INC.
47173 Benicia Street, Fremont, CA 94538; USA TEL:(510) 319-4000 FAX:(510) 661-0888
This report shall not be reproduced except in full, without the written approval of UL Verification Services Inc.

HARMONICS AND SPURIOUS EMISSIONS

HIGH CHANNEL RESULTS

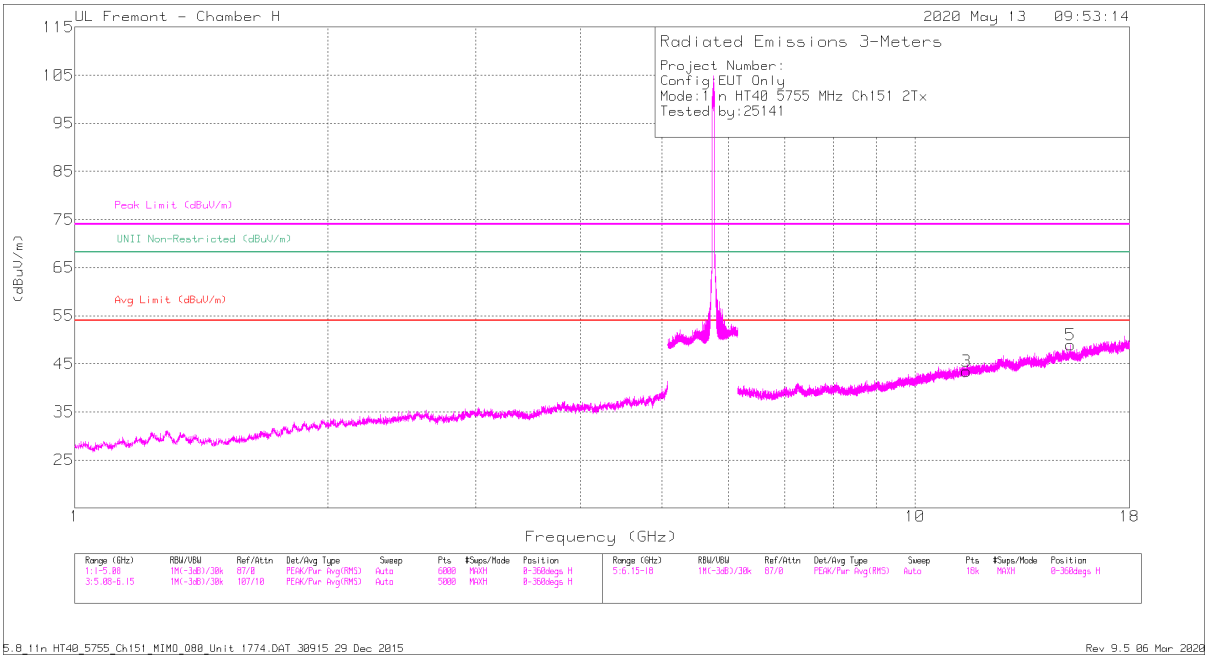

HORIZONTAL

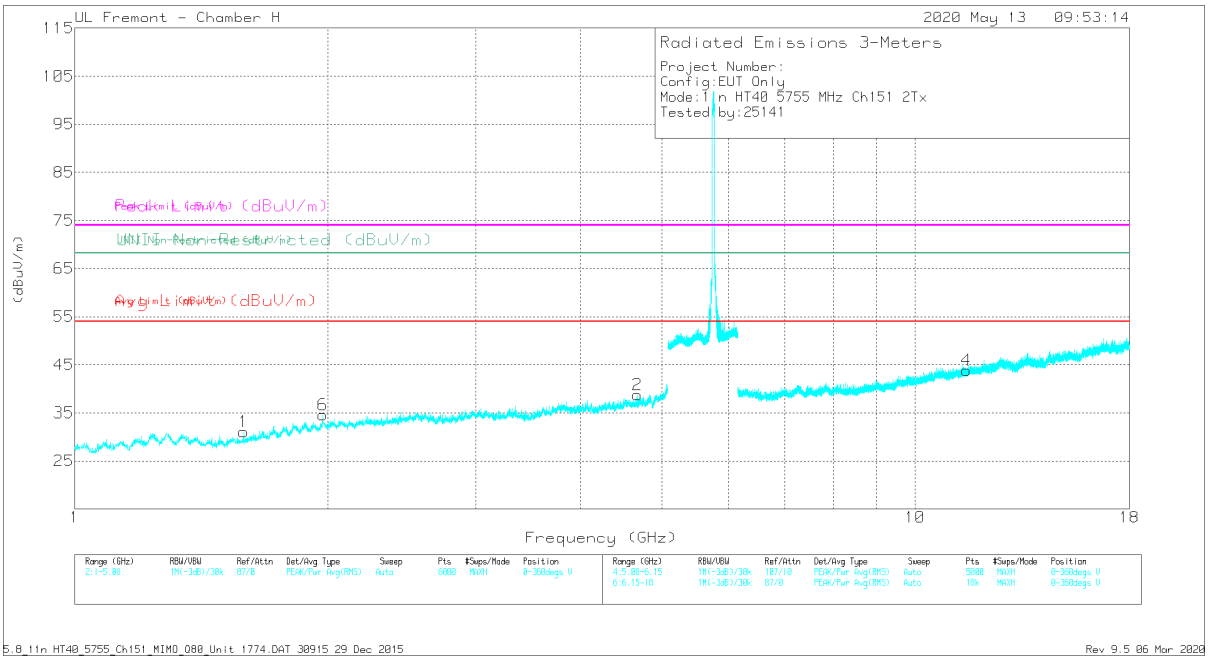

VERTICAL

UL VERIFICATION SERVICES INC.
47173 Benicia Street, Fremont, CA 94538; USA TEL:(510) 319-4000 FAX:(510) 661-0888
This report shall not be reproduced except in full, without the written approval of UL Verification Services Inc.

RADIATED EMISSIONS

Marker	Frequency (GHz)	Meter Reading (dBuV)	Det	AF T863 (dB/m)	Amp/Cbl /Fltr/Pad (dB)	DC Corr (dB)	Corrected Reading (dBuV/m)	Avg Limit (dBuV/m)	Margin (dB)	Peak Limit (dBuV/m)	PK Margin (dB)	UNII Non-Restricted (dBuV/m)	PK Margin (dB)	Azimuth (Degs)	Height (cm)	Polarity
1	* 1.58951	43.34	PK-U	28	-34.3	0	37.04	-	-	74	-36.96	-	-	112	153	V
	* 1.58763	31.45	ADR	28	-34.3	.09	25.24	54	-28.76	-	-	-	-	112	153	V
2	* 4.67441	43.07	PK-U	34.2	-31.3	0	45.97	-	-	74	-28.03	-	-	233	299	V
	* 4.67216	30.41	ADR	34.2	-31.3	.09	33.4	54	-20.6	-	-	-	-	233	299	V
3	* 11.50945	36.95	PK-U	38.2	-24.1	0	51.05	-	-	74	-22.95	-	-	0	312	H
	* 11.50865	25.31	ADR	38.2	-24.2	.09	39.4	54	-14.6	-	-	-	-	0	312	H
4	1.97174	44.22	PK-U	31.5	-34.3	0	41.42	-	-	-	-	68.2	-26.78	10	138	V
	1.97462	31.67	ADR	31.5	-34.3	.09	28.96	-	-	-	-	-	-	10	138	V
6	15.31047	37.33	PK-U	40.9	-22.7	0	55.53	-	-	-	-	68.2	-12.67	0	368	H
5	15.31128	25.08	ADR	40.9	-22.7	.09	43.37	-	-	-	-	-	-	0	368	H

* - indicates frequency in CFR47 Pt 15 / IC RSS-Restricted Band
PK-U - U-NII: Maximum Peak
ADR - U-NII AD primary method, RMS average

UL VERIFICATION SERVICES INC.
47173 Benicia Street, Fremont, CA 94538; USA TEL:(510) 319-4000 FAX:(510) 661-0888
This report shall not be reproduced except in full, without the written approval of UL Verification Services Inc.

1.1.21. TX ABOVE 1 GHz 802.11ac VHT80 MODE IN THE 5.8 GHz BAND

1TX Antenna 5 MODE, MCS 9

BANDEDGE (CHANNEL 155 LOW EDGE)

HORIZONTAL RESULT

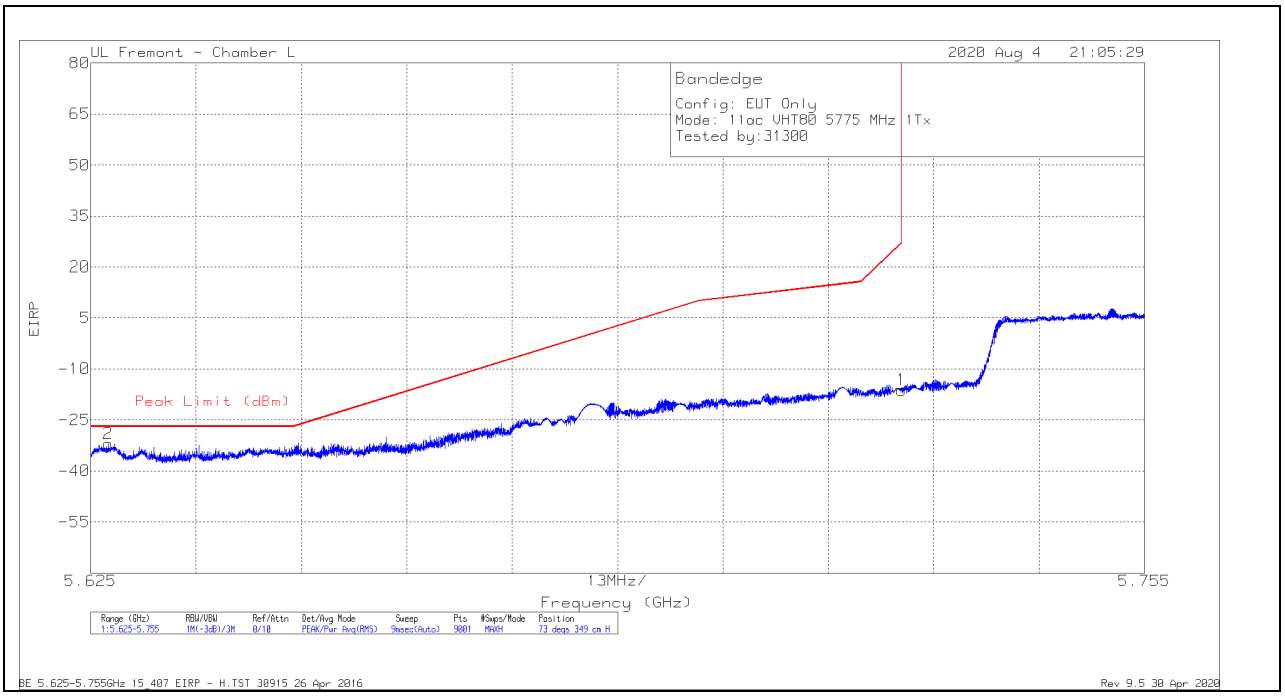

Marker	Frequency (GHz)	Meter Reading (dBm)	Det	AF 344 (dB/m)	Amp/Cbl/Fltr/Pad (dB)	Conversion Factor (dB)	Corrected Reading EIRP	Peak Limit (dBm)	PK Margin (dB)	Azimuth (Degs)	Height (cm)	Polarity
1	5.725	-46.1	Pk	34.7	-16.6	11.8	-16.2	26.99	-43.19	73	349	H
2	5.62717	-61.95	Pk	34.8	-16.6	11.8	-31.95	-27	-4.95	73	349	H

Pk - Peak detector

UL VERIFICATION SERVICES INC.
47173 Benicia Street, Fremont, CA 94538; USA TEL:(510) 319-4000 FAX:(510) 661-0888
This report shall not be reproduced except in full, without the written approval of UL Verification Services Inc.

VERTICAL RESULT

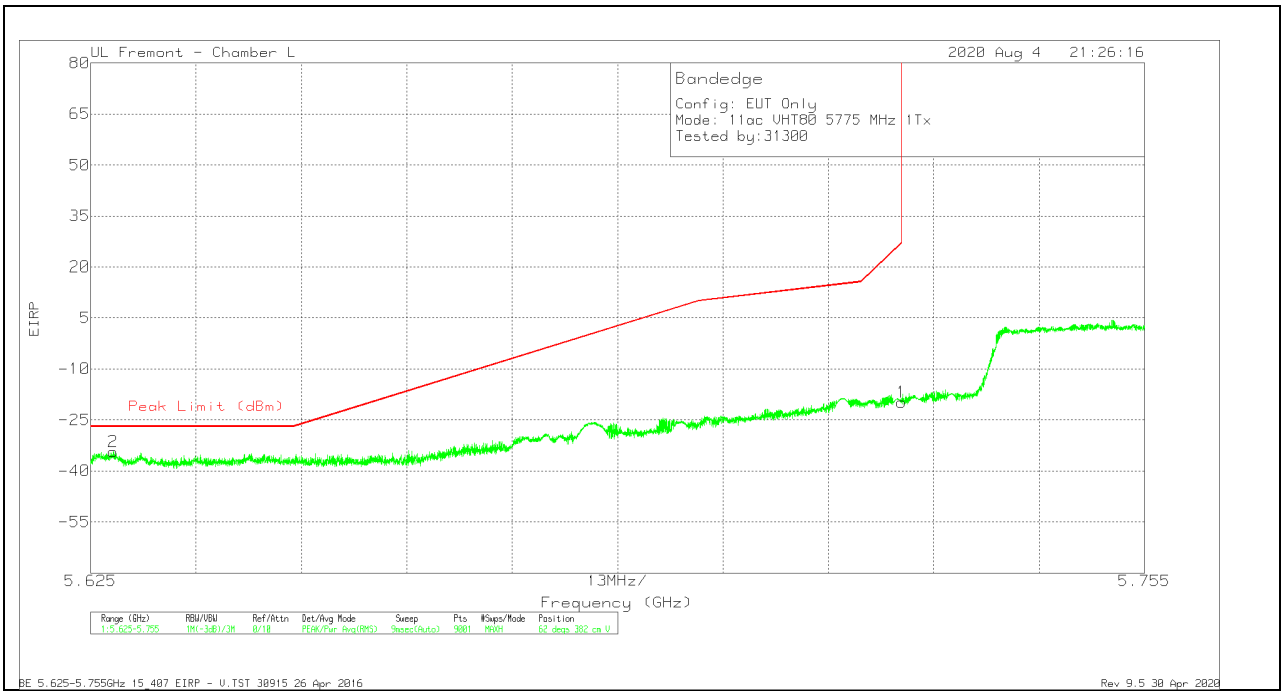

Marker	Frequency (GHz)	Meter Reading (dBm)	Det	AF 344 (dB/m)	Amp/Cbl/Fltr/Pad (dB)	Conversion Factor (dB)	Corrected Reading EIRP	Peak Limit (dBm)	PK Margin (dB)	Azimuth (Degs)	Height (cm)	Polarity
1	5.725	-49.68	Pk	34.7	-16.6	11.8	-19.78	26.99	-46.77	62	382	V
2	5.6278	-64.19	Pk	34.8	-16.7	11.8	-34.29	-27	-7.29	62	382	V

Pk - Peak detector

UL VERIFICATION SERVICES INC.
47173 Benicia Street, Fremont, CA 94538; USA TEL:(510) 319-4000 FAX:(510) 661-0888
This report shall not be reproduced except in full, without the written approval of UL Verification Services Inc.

BANDEDGE (CHANNEL 155 HIGH EDGE)

HORIZONTAL RESULT

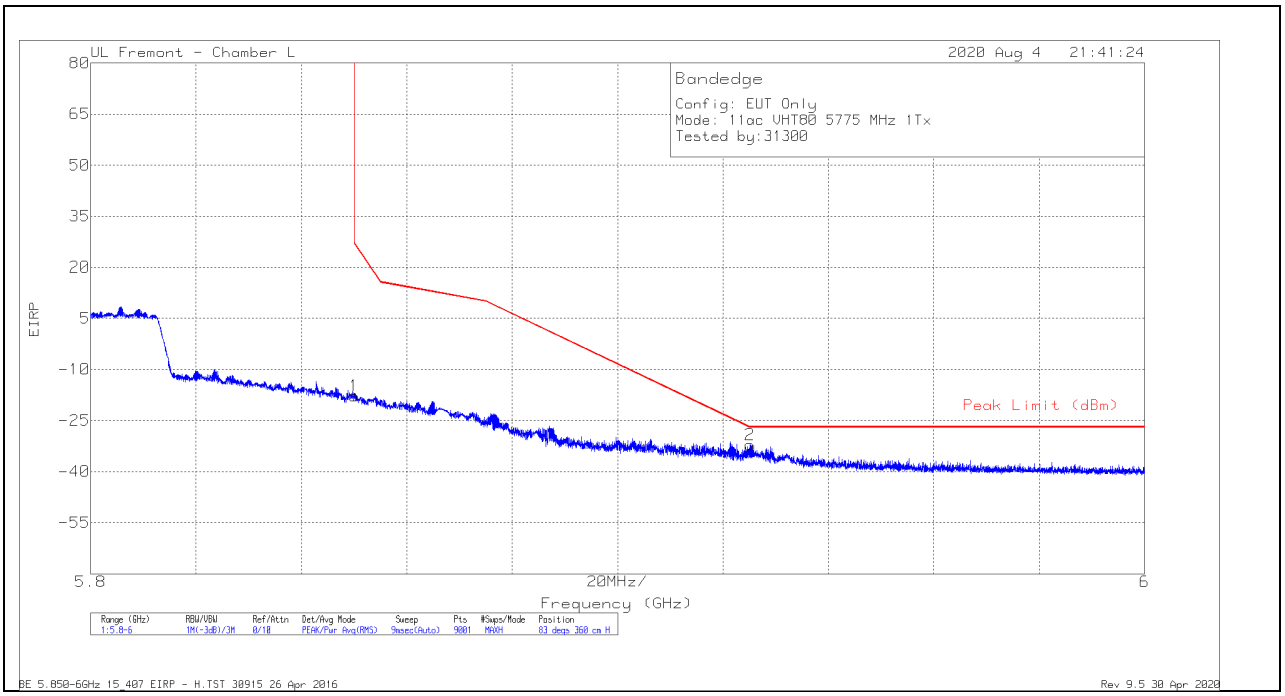

Marker	Frequency (GHz)	Meter Reading (dBm)	Det	AF 344 (dB/m)	Amp/Cbl/Fltr/Pad (dB)	Conversion Factor (dB)	Corrected Reading EIRP	Peak Limit (dBm)	PK Margin (dB)	Azimuth (Degs)	Height (cm)	Polarity
1	5.85002	-47.93	Pk	35	-16.7	11.8	-17.83	26.95	-44.78	83	360	H
2	5.92509	-62.73	Pk	35.2	-16.4	11.8	-32.13	-27	-5.13	83	360	H

Pk - Peak detector

UL VERIFICATION SERVICES INC.
47173 Benicia Street, Fremont, CA 94538; USA TEL:(510) 319-4000 FAX:(510) 661-0888
This report shall not be reproduced except in full, without the written approval of UL Verification Services Inc.

VERTICAL RESULT

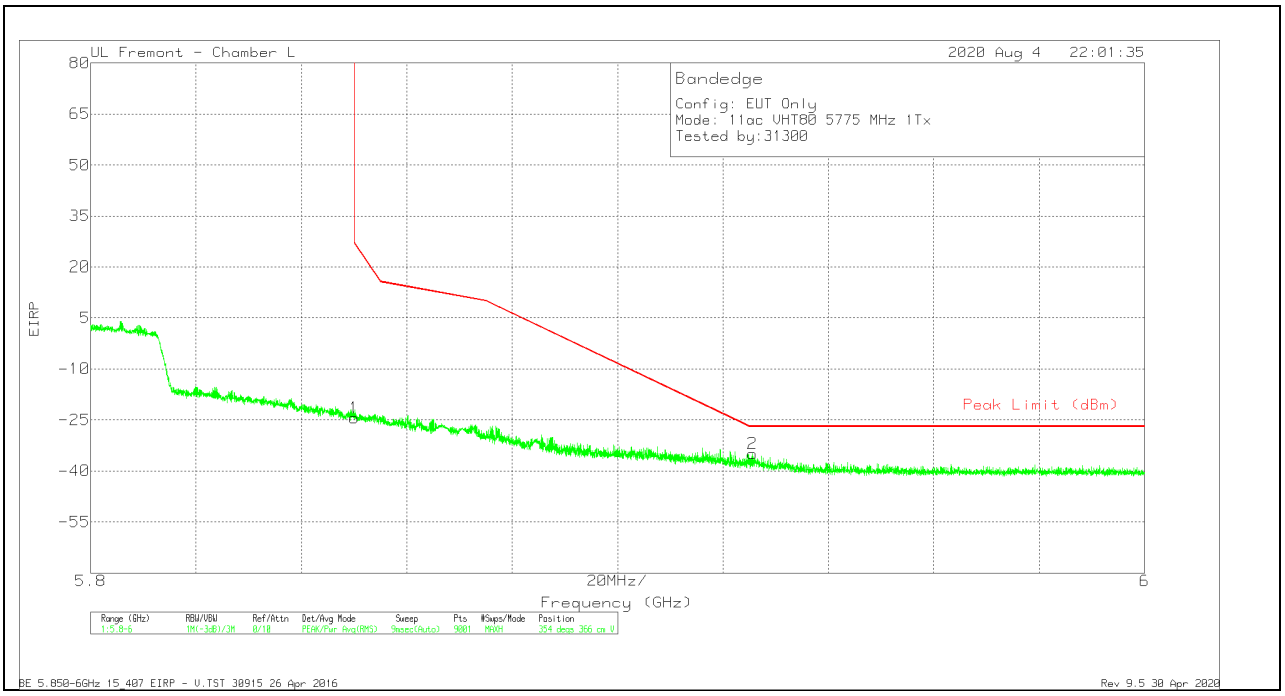

Marker	Frequency (GHz)	Meter Reading (dBm)	Det	AF 344 (dB/m)	Amp/Cbl/Fltr/Pad (dB)	Conversion Factor (dB)	Corrected Reading EIRP	Peak Limit (dBm)	PK Margin (dB)	Azimuth (Degs)	Height (cm)	Polarity
1	5.85002	-54.58	Pk	35	-16.7	11.8	-24.48	26.95	-51.43	354	366	V
2	5.92564	-65.57	Pk	35.2	-16.4	11.8	-34.97	-27	-7.97	354	366	V

Pk - Peak detector

UL VERIFICATION SERVICES INC.
47173 Benicia Street, Fremont, CA 94538; USA TEL:(510) 319-4000 FAX:(510) 661-0888
This report shall not be reproduced except in full, without the written approval of UL Verification Services Inc.

1TX Antenna 6 MODE, MCS 9

BANDEDGE (CHANNEL 155 LOW EDGE)

HORIZONTAL RESULT

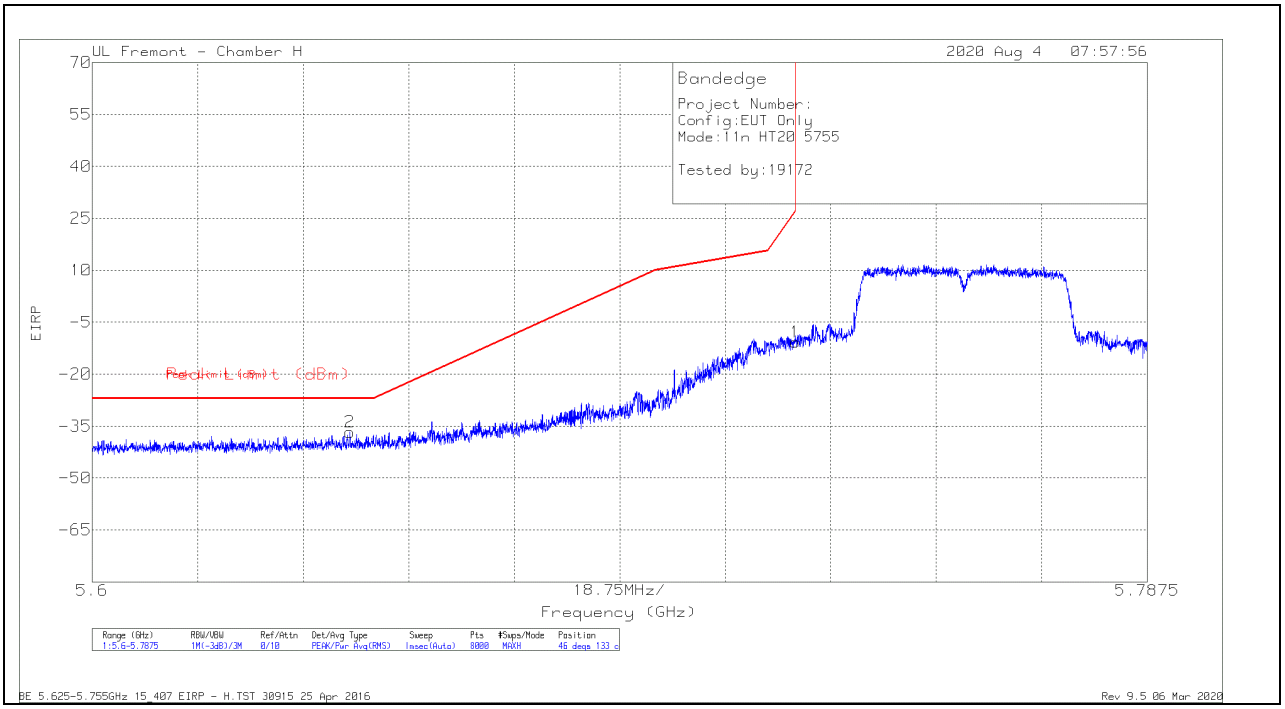

Marker	Frequency (GHz)	Meter Reading (dBm)	Det	AF T863 (dB/m)	Amp/Cbl/Fltr/Pad (dB)	Conversion Factor (dB)	Corrected Reading EIRP	Peak Limit (dBm)	PK Margin (dB)	Azimuth (Degs)	Height (cm)	Polarity
2	5.64578	-62.76	Pk	35.2	-21	11.8	-36.76	-27	-9.76	46	133	H
1	5.72498	-36.49	Pk	35	-21.1	11.8	-10.79	26.96	-37.75	46	133	H

Pk - Peak detector

UL VERIFICATION SERVICES INC.
47173 Benicia Street, Fremont, CA 94538; USA TEL:(510) 319-4000 FAX:(510) 661-0888
This report shall not be reproduced except in full, without the written approval of UL Verification Services Inc.

VERTICAL RESULT

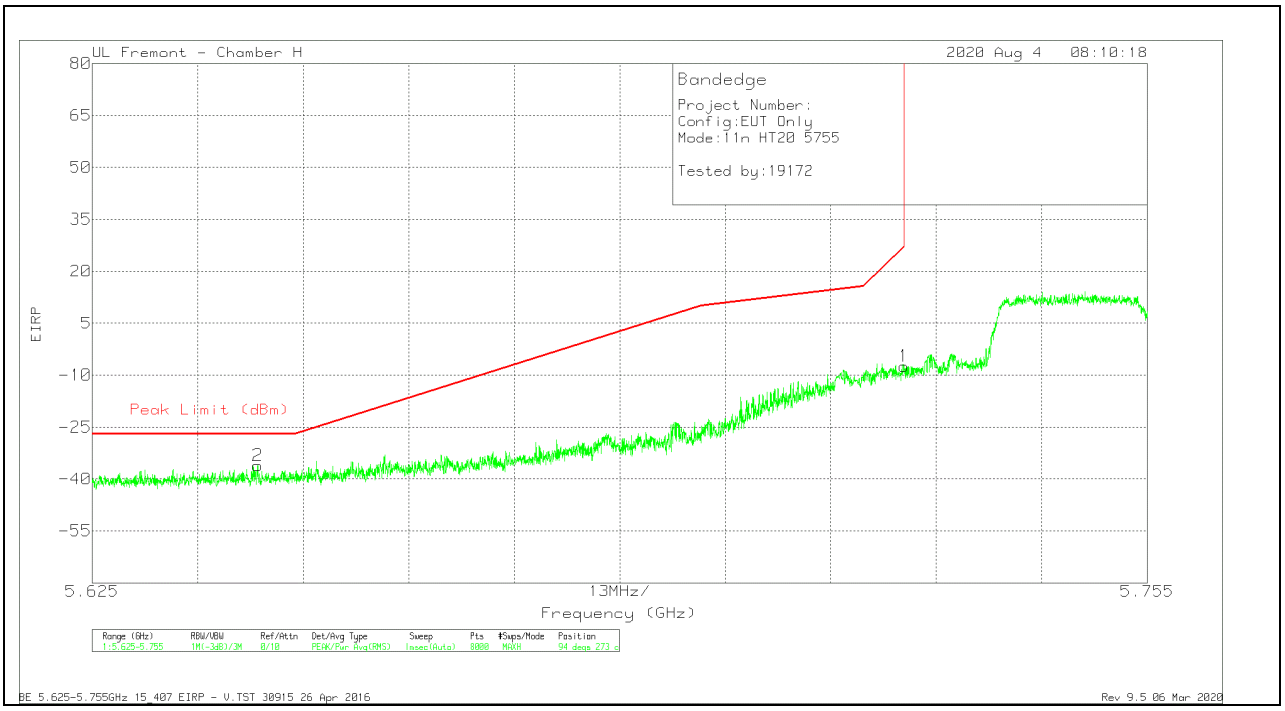

Marker	Frequency (GHz)	Meter Reading (dBm)	Det	AF T863 (dB/m)	Amp/Cbl/Fltr/Pad (dB)	Conversion Factor (dB)	Corrected Reading EIRP	Peak Limit (dBm)	PK Margin (dB)	Azimuth (Degs)	Height (cm)	Polarity
2	5.6454	-62.09	Pk	35.2	-21	11.8	-36.09	-27	-9.09	94	273	V
1	5.725	-33.1	Pk	35	-21.1	11.8	-7.4	27	-34.4	94	273	V

Pk - Peak detector

UL VERIFICATION SERVICES INC.
47173 Benicia Street, Fremont, CA 94538; USA TEL:(510) 319-4000 FAX:(510) 661-0888
This report shall not be reproduced except in full, without the written approval of UL Verification Services Inc.

BANDEDGE (CHANNEL 155 HIGH EDGE)

HORIZONTAL RESULT

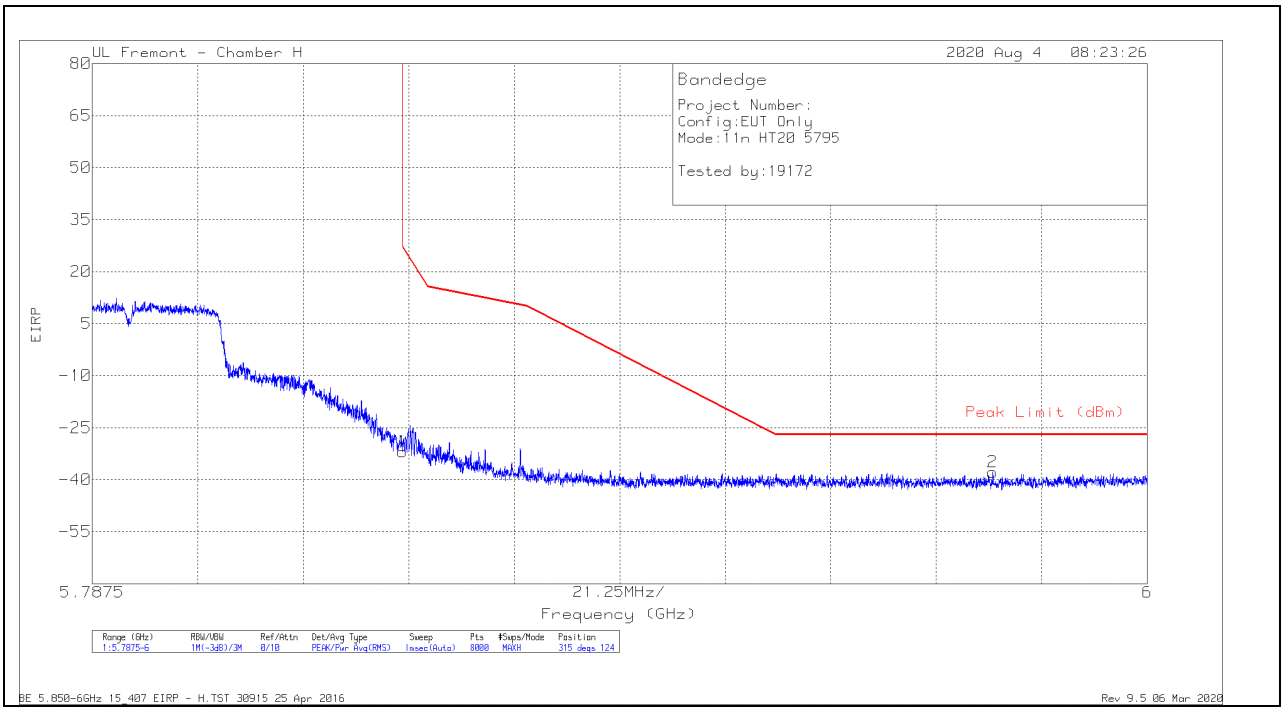

Marker	Frequency (GHz)	Meter Reading (dBm)	Det	AF T863 (dB/m)	Amp/Cbl/Fltr/Pad (dB)	Conversion Factor (dB)	Corrected Reading EIRP	Peak Limit (dBm)	PK Margin (dB)	Azimuth (Degs)	Height (cm)	Polarity
1	5.85001	-58.07	Pk	35	-20.7	11.8	-31.97	26.98	-58.95	315	124	H
2	5.96887	-64.52	Pk	35.2	-20.3	11.8	-37.82	-27	-10.82	315	124	H

Pk - Peak detector

UL VERIFICATION SERVICES INC.
47173 Benicia Street, Fremont, CA 94538; USA TEL:(510) 319-4000 FAX:(510) 661-0888
This report shall not be reproduced except in full, without the written approval of UL Verification Services Inc.

VERTICAL RESULT

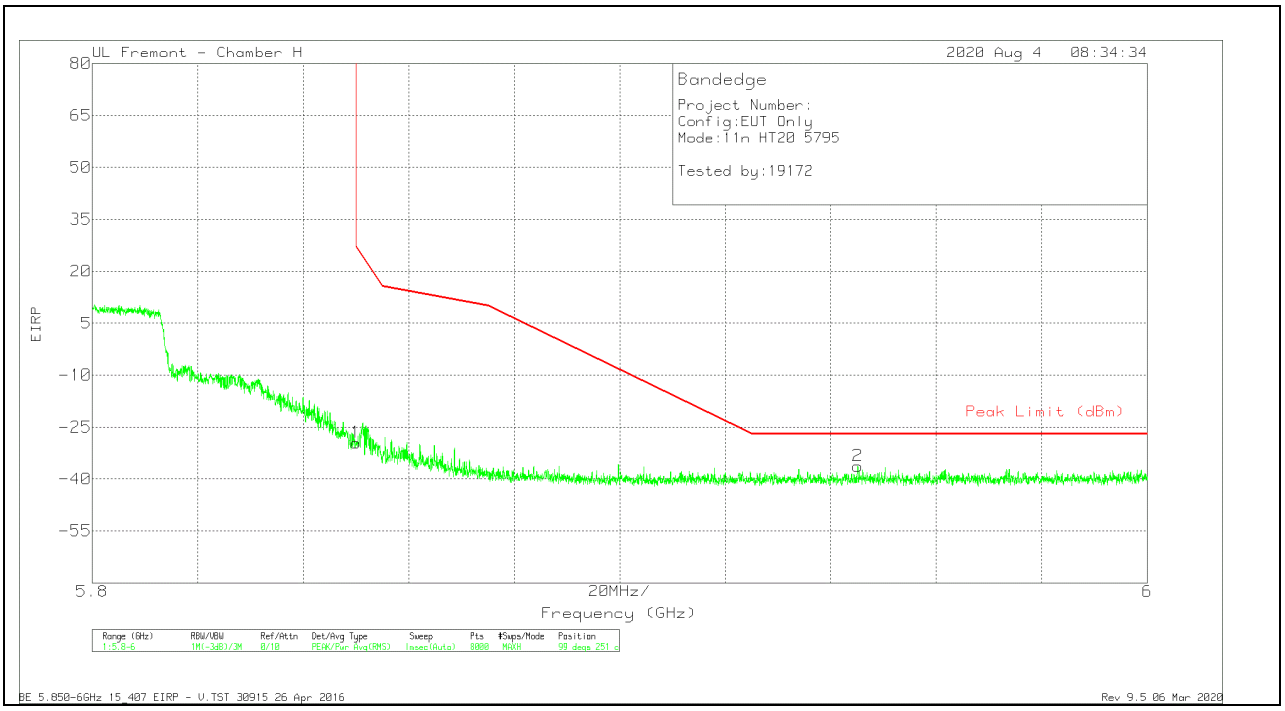

Marker	Frequency (GHz)	Meter Reading (dBm)	Det	AF T863 (dB/m)	Amp/Cbl/Fltr/Pad (dB)	Conversion Factor (dB)	Corrected Reading EIRP	Peak Limit (dBm)	PK Margin (dB)	Azimuth (Degs)	Height (cm)	Polarity
1	5.85001	-55.6	Pk	35	-20.7	11.8	-29.5	26.99	-56.49	99	251	V
2	5.94512	-62.81	Pk	35.2	-20.4	11.8	-36.21	-27	-9.21	99	251	V

Pk - Peak detector

UL VERIFICATION SERVICES INC.
47173 Benicia Street, Fremont, CA 94538; USA TEL:(510) 319-4000 FAX:(510) 661-0888
This report shall not be reproduced except in full, without the written approval of UL Verification Services Inc.

2TX Antenna 5 + Antenna 6 CDD MODE

BANDEDGE (CHANNEL 155 LOW EDGE)

HORIZONTAL RESULT

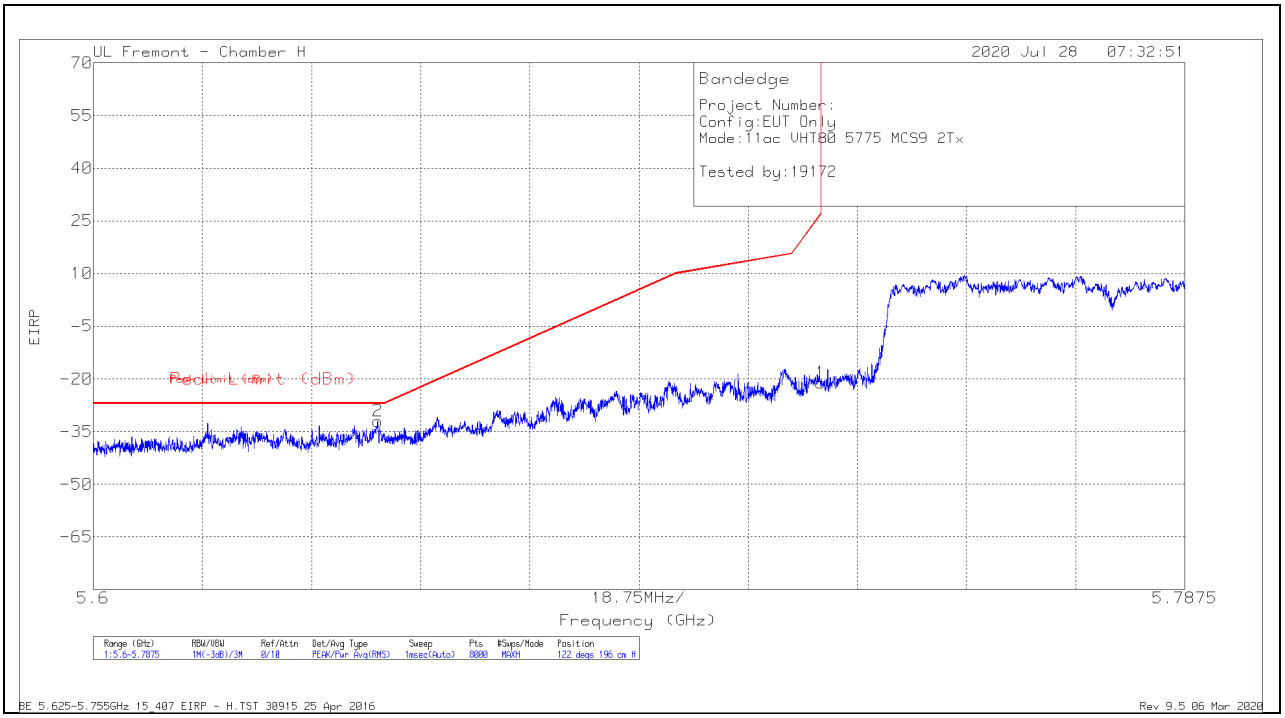

Marker	Frequency (GHz)	Meter Reading (dBm)	Det	AF T863 (dB/m)	Amp/Cbl/Fltr/Pad (dB)	Conversion Factor (dB)	Corrected Reading EIRP	Peak Limit (dBm)	PK Margin (dB)	Azimuth (Degs)	Height (cm)	Polarity
2	5.64885	-57.97	Pk	35.1	-21	11.8	-32.07	-27	-5.07	122	196	H
1	5.72498	-46.78	Pk	35	-21.1	11.8	-21.08	26.96	-48.04	122	196	H

Pk - Peak detector

UL VERIFICATION SERVICES INC.
47173 Benicia Street, Fremont, CA 94538; USA TEL:(510) 319-4000 FAX:(510) 661-0888
This report shall not be reproduced except in full, without the written approval of UL Verification Services Inc.

VERTICAL RESULT

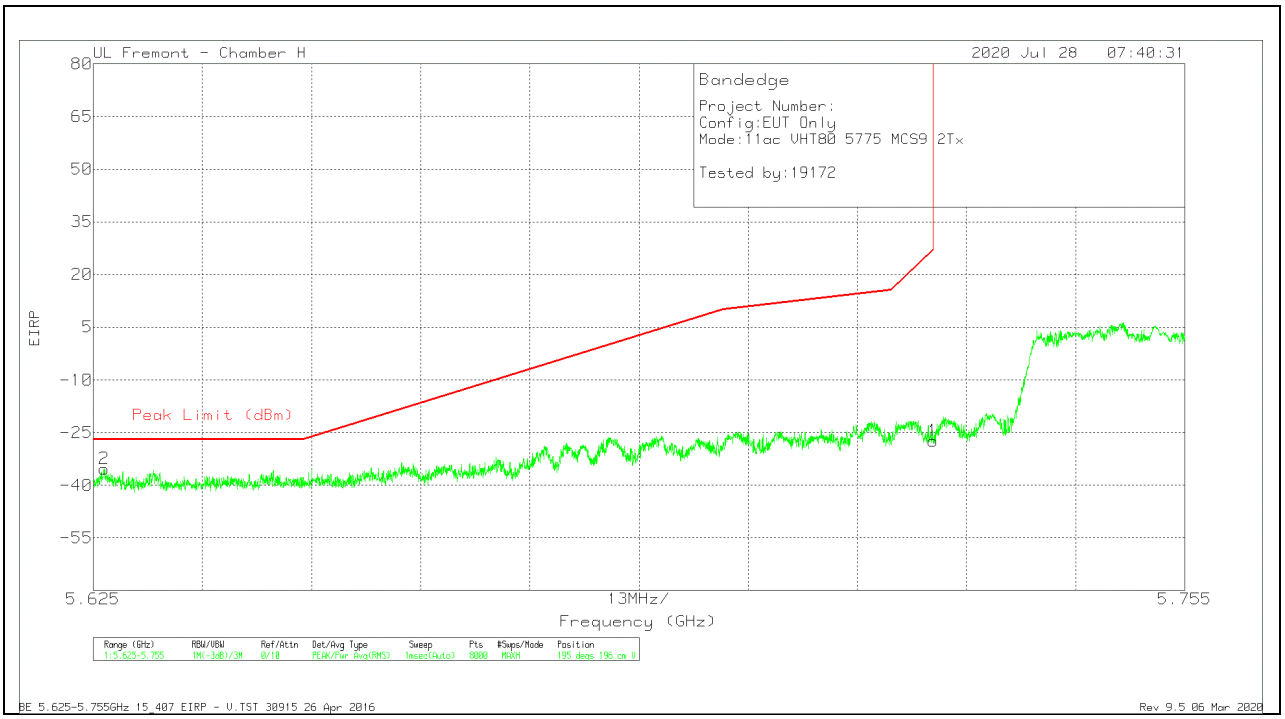

Marker	Frequency (GHz)	Meter Reading (dBm)	Det	AF T863 (dB/m)	Amp/Cbl/Fltr/Pad (dB)	Conversion Factor (dB)	DC Corr (dB)	Corrected Reading EIRP	Peak Limit (dBm)	PK Margin (dB)	Azimuth (Degs)	Height (cm)	Polarity
2	5.62632	-61.25	Pk	35.2	-21.1	11.8	0	-35.35	-27	-8.35	195	196	V
1	5.725	-53.1	Pk	35	-21.1	11.8	0	-27.4	27	-54.4	195	196	V

Pk - Peak detector

UL VERIFICATION SERVICES INC.
47173 Benicia Street, Fremont, CA 94538; USA TEL:(510) 319-4000 FAX:(510) 661-0888
This report shall not be reproduced except in full, without the written approval of UL Verification Services Inc.

BANDEDGE (CHANNEL 155 HIGH EDGE)

HORIZONTAL RESULT

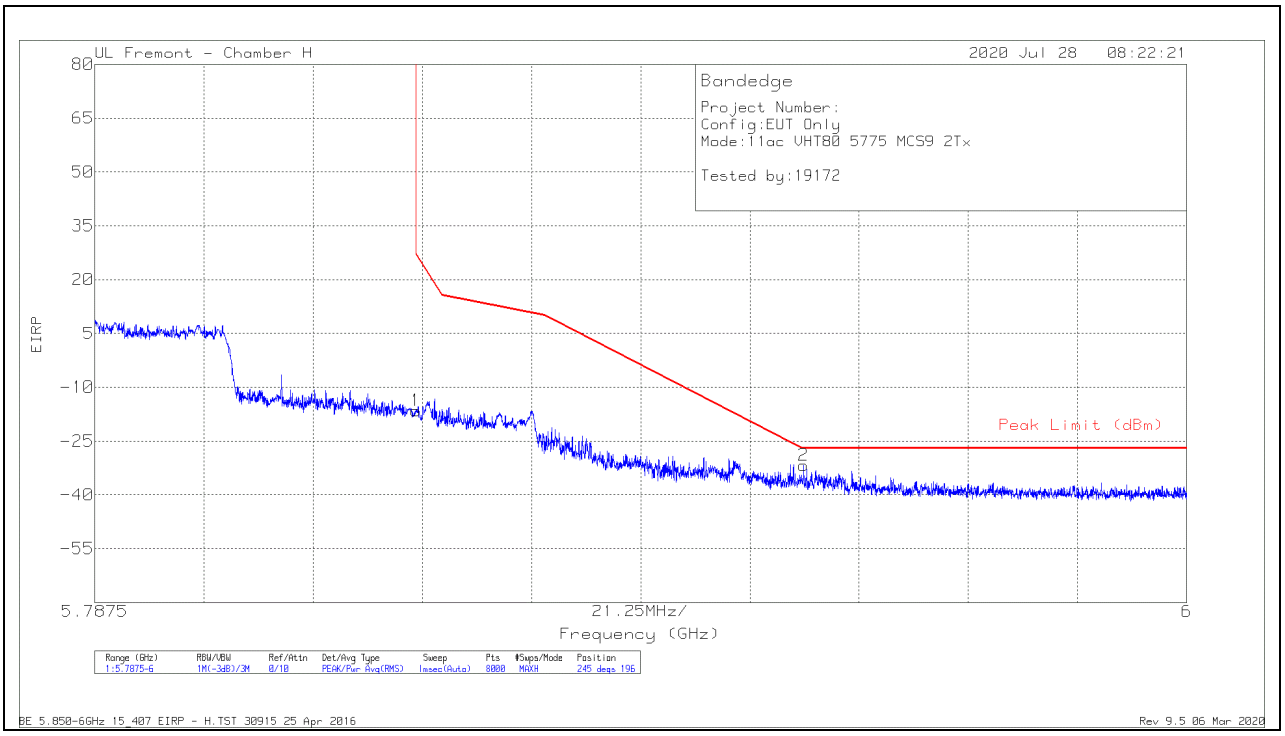

Marker	Frequency (GHz)	Meter Reading (dBm)	Det	AF T863 (dB/m)	Amp/Cbl/Fltr/Pad (dB)	Conversion Factor (dB)	Corrected Reading EIRP	Peak Limit (dBm)	PK Margin (dB)	Azimuth (Degs)	Height (cm)	Polarity
1	5.85001	-42.64	Pk	35	-20.7	11.8	-16.54	26.98	-43.52	245	196	H
2	5.92543	-58.27	Pk	35.1	-20.4	11.8	-31.77	-27	-4.77	245	196	H

Pk - Peak detector

UL VERIFICATION SERVICES INC.
47173 Benicia Street, Fremont, CA 94538; USA TEL:(510) 319-4000 FAX:(510) 661-0888
This report shall not be reproduced except in full, without the written approval of UL Verification Services Inc.

VERTICAL RESULT

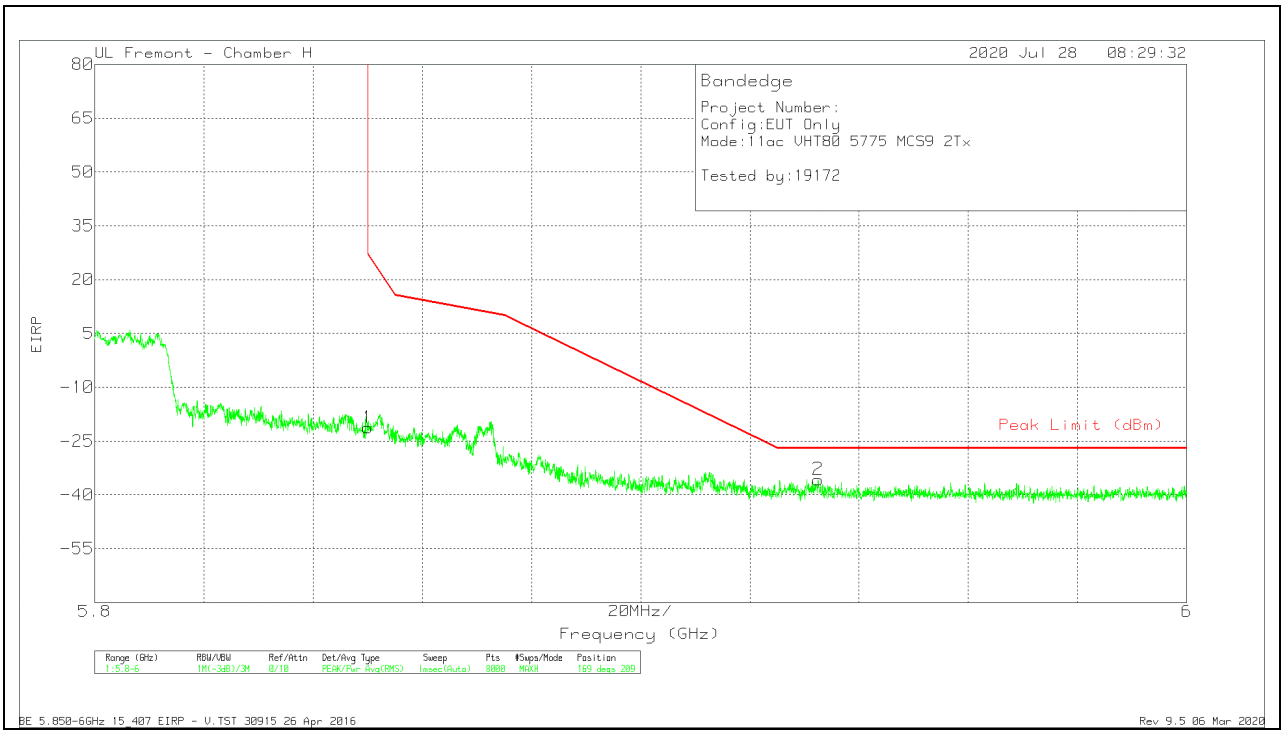

Marker	Frequency (GHz)	Meter Reading (dBm)	Det	AF T863 (dB/m)	Amp/Cbl/Fltr/Pad (dB)	Conversion Factor (dB)	Corrected Reading EIRP	Peak Limit (dBm)	PK Margin (dB)	Azimuth (Degs)	Height (cm)	Polarity
1	5.85001	-47.34	Pk	35	-20.7	11.8	-21.24	26.99	-48.23	169	209	V
2	5.93249	-62.11	Pk	35.1	-20.5	11.8	-35.71	-27	-8.71	169	209	V

Pk - Peak detector

UL VERIFICATION SERVICES INC.
47173 Benicia Street, Fremont, CA 94538; USA TEL:(510) 319-4000 FAX:(510) 661-0888
This report shall not be reproduced except in full, without the written approval of UL Verification Services Inc.

HARMONICS AND SPURIOUS EMISSIONS

MID CHANNEL RESULTS

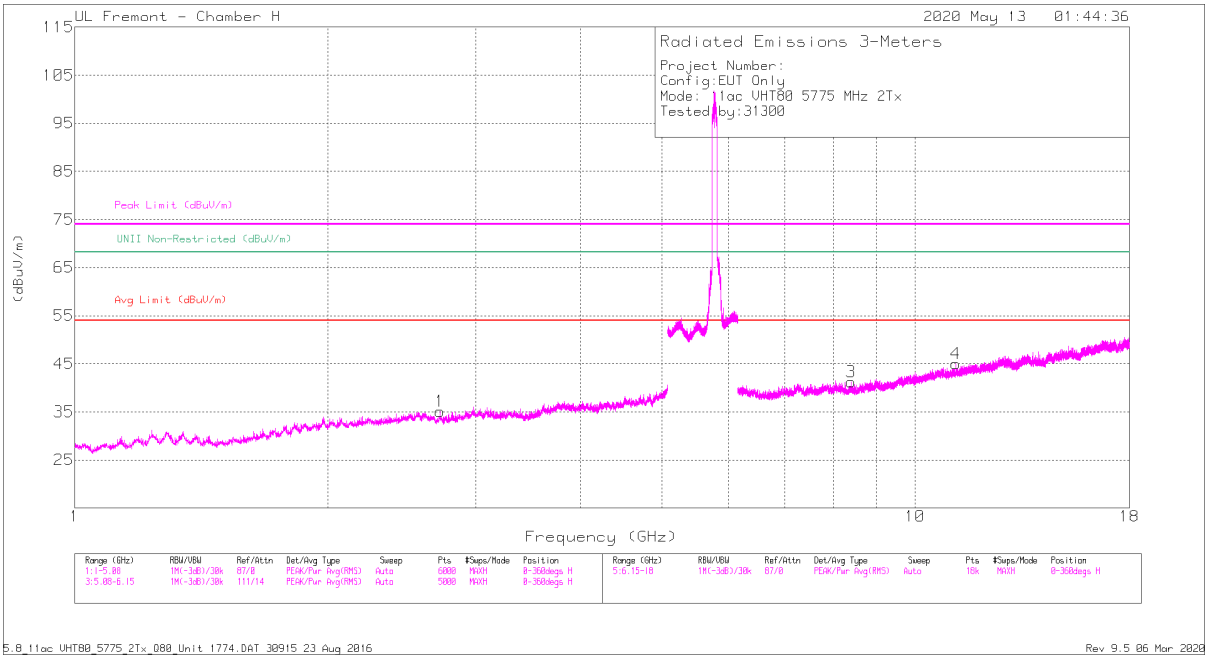

HORIZONTAL

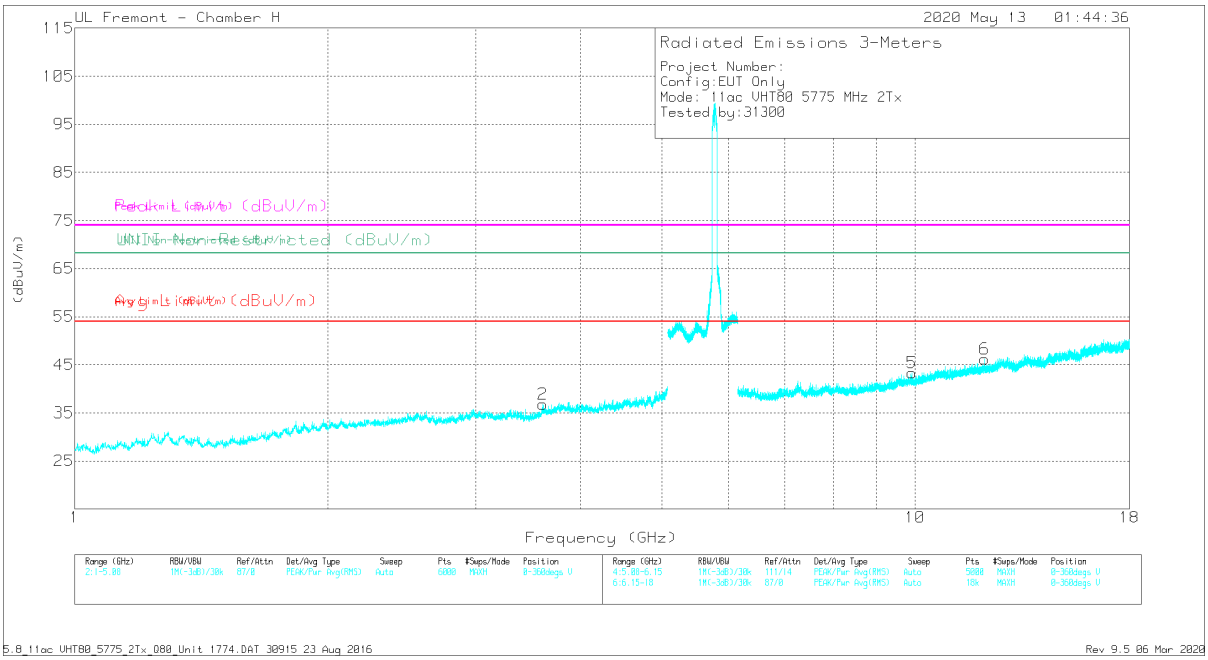

VERTICAL

UL VERIFICATION SERVICES INC.
47173 Benicia Street, Fremont, CA 94538; USA TEL:(510) 319-4000 FAX:(510) 661-0888
This report shall not be reproduced except in full, without the written approval of UL Verification Services Inc.

RADIATED EMISSIONS

Marker	Frequency (GHz)	Meter Reading (dBuV)	Det	AF T863 (dB/m)	Amp/Cbl/Fltr/Pad (dB)	DC Corr (dB)	Corrected Reading (dBuV/m)	Avg Limit (dBuV/m)	Margin (dB)	Peak Limit (dBuV/m)	PK Margin (dB)	UNII Non-Restricted (dBuV/m)	PK Margin (dB)	Azimuth (Degs)	Height (cm)	Polarity
1	* 2.72224	42.9	PK-U	32.1	-33.3	0	41.7	-	-	74	-32.3	-	-	0	101	H
	* 2.72067	31.43	ADR	32.1	-33.3	.19	30.42	54	-23.58	-	-	-	-	0	101	H
2	* 3.60512	43.3	PK-U	33	-32.4	0	43.9	-	-	74	-30.1	-	-	58	199	V
	* 3.60466	32.02	ADR	33	-32.4	.19	32.81	54	-21.19	-	-	-	-	58	199	V
3	* 8.39446	37.95	PK-U	35.9	-26.7	0	47.15	-	-	74	-26.85	-	-	73	199	H
	* 8.39509	27.25	ADR	36	-26.7	.19	36.74	54	-17.26	-	-	-	-	73	199	H
4	* 11.185	37.14	PK-U	37.8	-23.9	0	51.04	-	-	74	-22.96	-	-	334	199	H
	* 11.18321	25.36	ADR	37.8	-23.9	.19	39.45	54	-14.55	-	-	-	-	334	199	H
6	* 12.10215	37.14	PK-U	38.9	-23.9	0	52.14	-	-	74	-21.86	-	-	350	101	V
	* 12.10248	25.31	ADR	38.9	-23.9	.19	40.5	54	-13.5	-	-	-	-	350	101	V
5	9.92182	36.58	PK-U	36.9	-24.6	0	48.88	-	-	-	-	68.2	-19.32	15	101	V
	9.92207	25.18	ADR	36.9	-24.6	.19	37.67	-	-	-	-	-	-	15	101	V

* - indicates frequency in CFR47 Pt 15 / IC RSS-Restricted Band
PK-U - U-NII: Maximum Peak
ADR - U-NII AD primary method, RMS average

UL VERIFICATION SERVICES INC.
47173 Benicia Street, Fremont, CA 94538; USA TEL:(510) 319-4000 FAX:(510) 661-0888
This report shall not be reproduced except in full, without the written approval of UL Verification Services Inc.

1.1.22. TX ABOVE 1 GHz 802.11ax HE20 MODE IN THE 5.8 GHz BAND

1TX Antenna 5 MODE – 242 Tones, RU Index 61

BANDEDGE (LOW CHANNEL)

HORIZONTAL RESULT

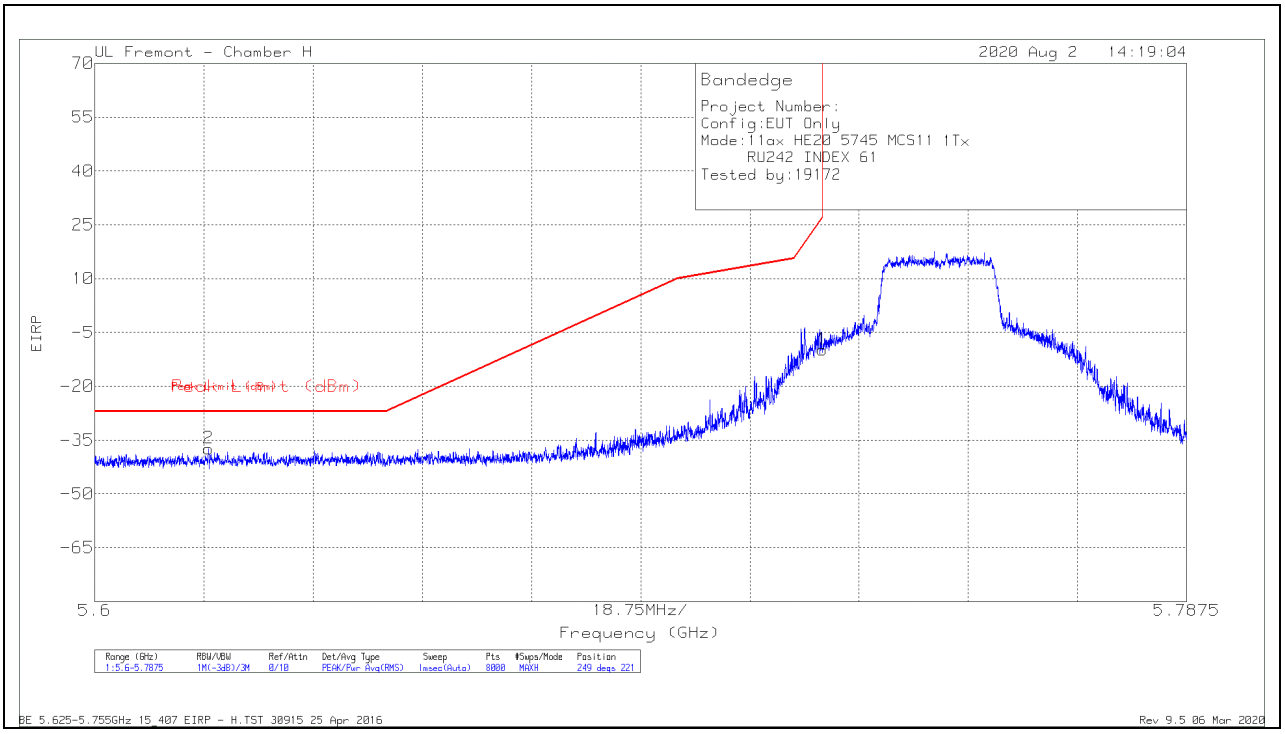

Marker	Frequency (GHz)	Meter Reading (dBm)	Det	AF T863 (dB/m)	Amp/Cbl/Fltr/Pad (dB)	Conversion Factor (dB)	Corrected Reading EIRP	Peak Limit (dBm)	PK Margin (dB)	Azimuth (Degs)	Height (cm)	Polarity
2	5.61955	-63.23	Pk	35.1	-21	11.8	-37.33	-27	-10.33	249	221	H
1	5.72498	-35.53	Pk	35	-21.1	11.8	-9.83	26.96	-36.79	249	221	H

Pk - Peak detector

UL VERIFICATION SERVICES INC.
47173 Benicia Street, Fremont, CA 94538; USA TEL:(510) 319-4000 FAX:(510) 661-0888
This report shall not be reproduced except in full, without the written approval of UL Verification Services Inc.

VERTICAL RESULT

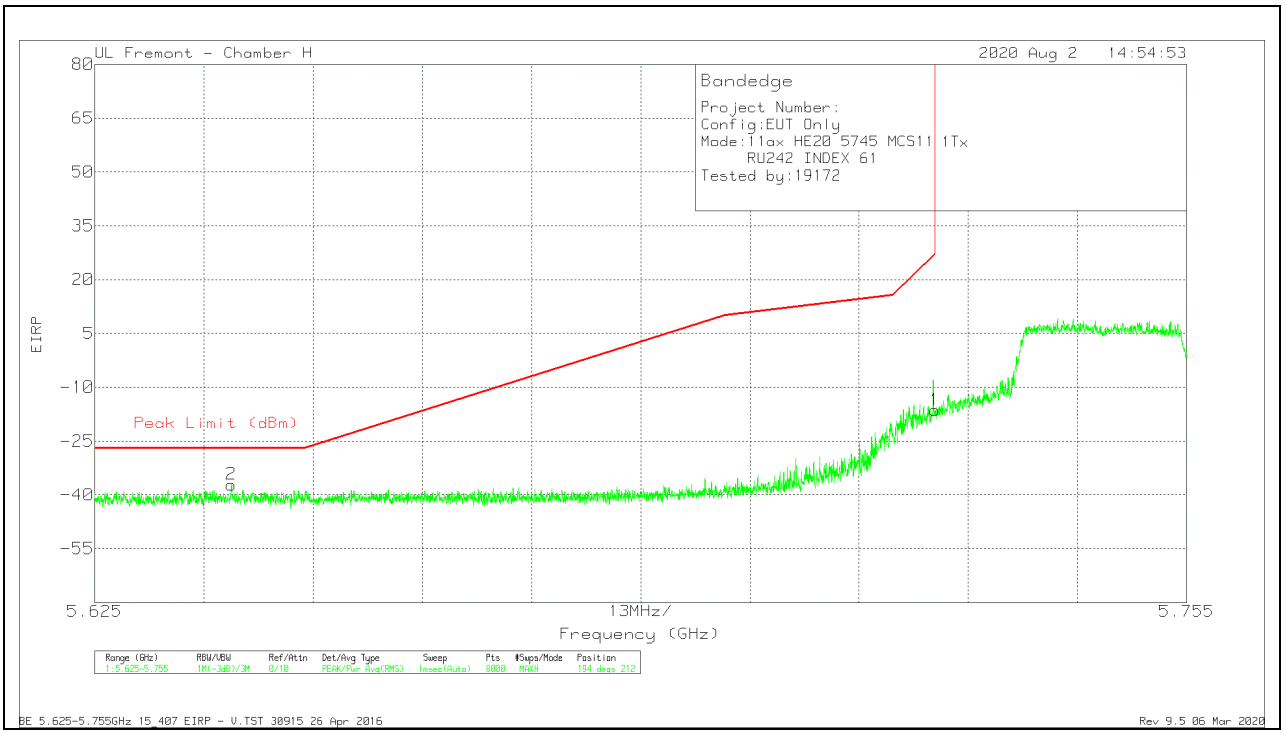

Marker	Frequency (GHz)	Meter Reading (dBm)	Det	AF T863 (dB/m)	Amp/Cbl/Fltr/Pad (dB)	Conversion Factor (dB)	Corrected Reading EIRP	Peak Limit (dBm)	PK Margin (dB)	Azimuth (Degs)	Height (cm)	Polarity
2	5.64127	-63.02	Pk	35.2	-21.1	11.8	-37.12	-27	-10.12	194	212	V
1	5.725	-42.09	Pk	35	-21.1	11.8	-16.39	27	-43.39	194	212	V

Pk - Peak detector

UL VERIFICATION SERVICES INC.
47173 Benicia Street, Fremont, CA 94538; USA TEL:(510) 319-4000 FAX:(510) 661-0888
This report shall not be reproduced except in full, without the written approval of UL Verification Services Inc.

1TX Antenna 5 MODE – 242 Tones, RU Index 61

BANDEDGE (HIGH CHANNEL)

HORIZONTAL RESULT

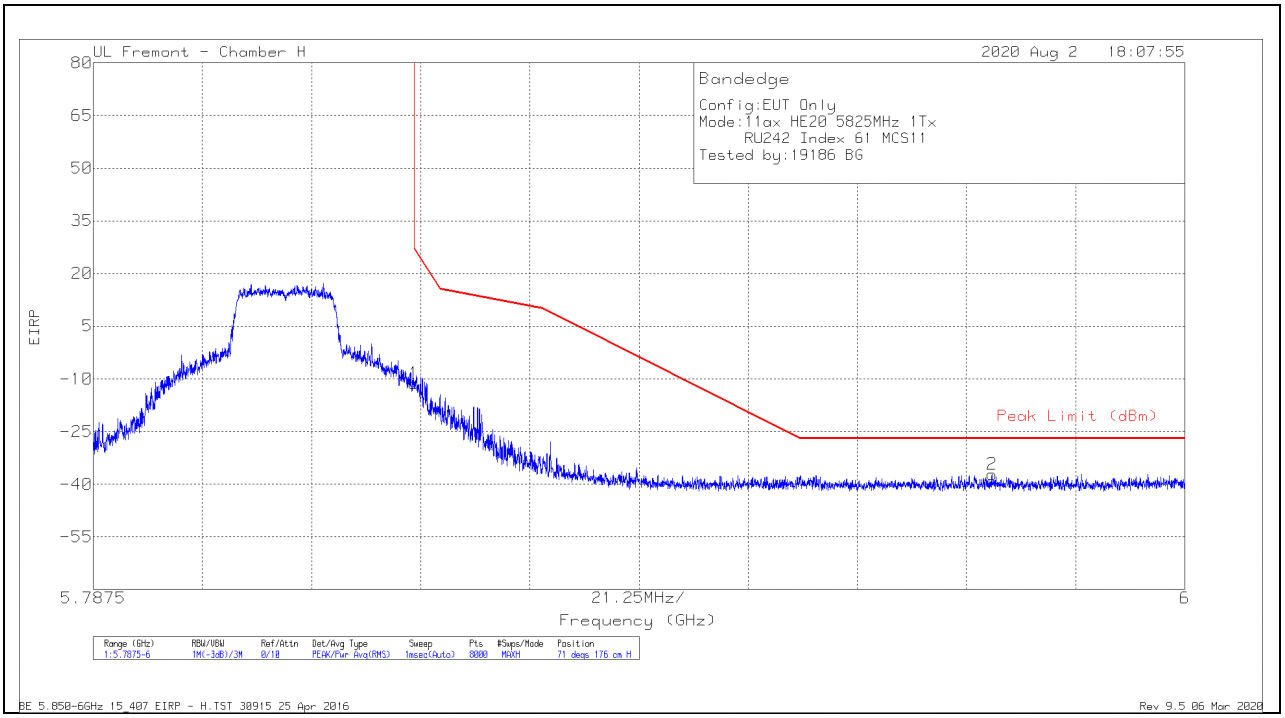

Marker	Frequency (GHz)	Meter Reading (dBm)	Det	AF T863 (dB/m)	Amp/Cbl/Fltr/Pad (dB)	Conversion Factor (dB)	Corrected Reading EIRP	Peak Limit (dBm)	PK Margin (dB)	Azimuth (Degs)	Height (cm)	Polarity
1	5.85001	-37.42	Pk	35	-20.7	11.8	-11.32	26.98	-38.3	71	176	H
2	5.96244	-63.73	Pk	35.2	-20.4	11.8	-37.13	-27	-10.13	71	176	H

Pk - Peak detector

UL VERIFICATION SERVICES INC.
47173 Benicia Street, Fremont, CA 94538; USA TEL:(510) 319-4000 FAX:(510) 661-0888
This report shall not be reproduced except in full, without the written approval of UL Verification Services Inc.

VERTICAL RESULT

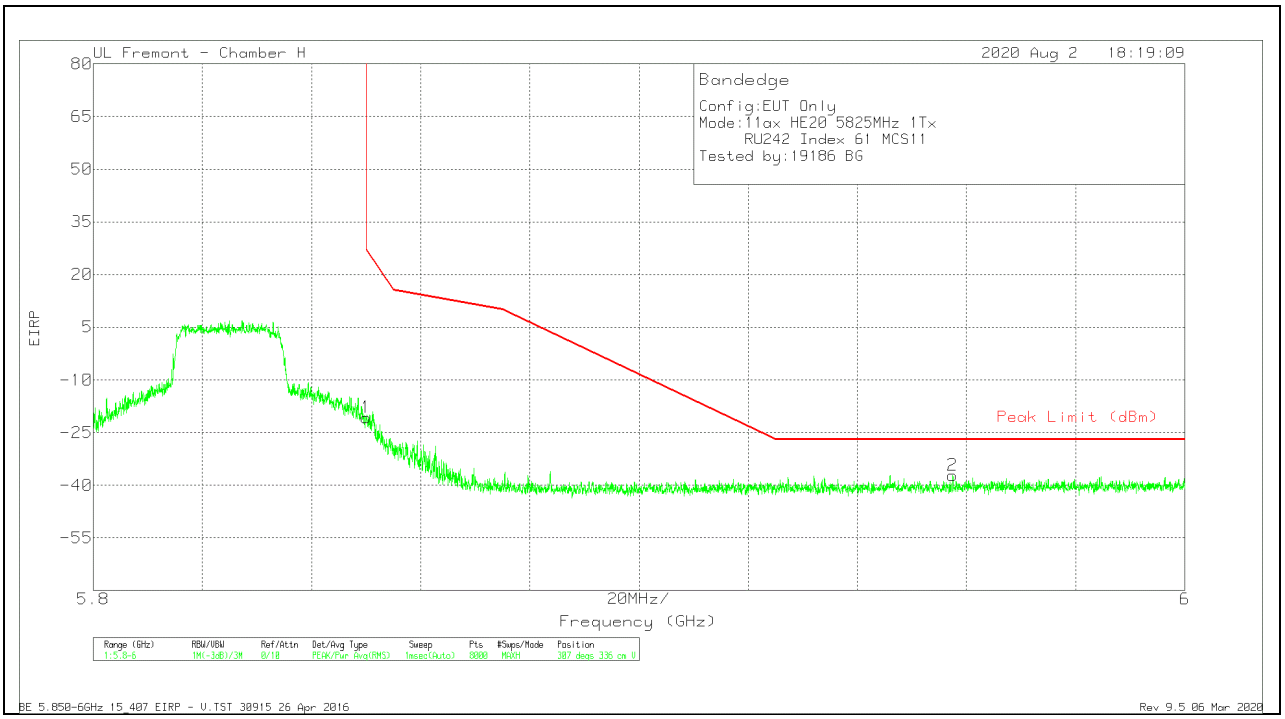

Marker	Frequency (GHz)	Meter Reading (dBm)	Det	AF T863 (dB/m)	Amp/Cbl/Fltr/Pad (dB)	Conversion Factor (dB)	Corrected Reading EIRP	Peak Limit (dBm)	PK Margin (dB)	Azimuth (Degs)	Height (cm)	Polarity
1	5.85001	-46.88	Pk	35	-20.7	11.8	-20.78	26.99	-47.77	307	336	V
2	5.95749	-63.93	Pk	35.1	-20.2	11.8	-37.23	-27	-10.23	307	336	V

Pk - Peak detector

UL VERIFICATION SERVICES INC.
47173 Benicia Street, Fremont, CA 94538; USA TEL:(510) 319-4000 FAX:(510) 661-0888
This report shall not be reproduced except in full, without the written approval of UL Verification Services Inc.

1TX Antenna 5 MODE – 26 Tones, RU Index 0

BANDEDGE (LOW CHANNEL)

HORIZONTAL RESULT

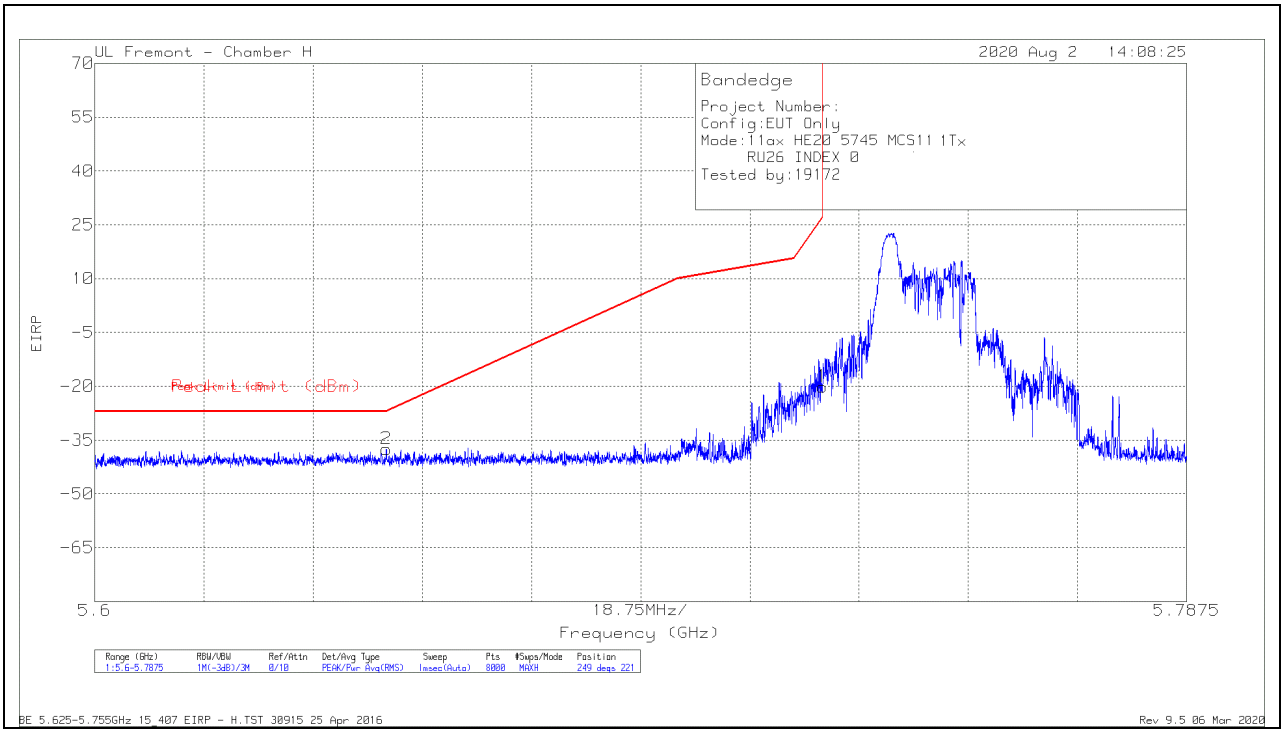

Marker	Frequency (GHz)	Meter Reading (dBm)	Det	AF T863 (dB/m)	Amp/Cbl/Fltr/Pad (dB)	Conversion Factor (dB)	Corrected Reading EIRP	Peak Limit (dBm)	PK Margin (dB)	Azimuth (Degs)	Height (cm)	Polarity
2	5.65007	-63.39	Pk	35.1	-21	11.8	-37.49	-26.95	-10.54	249	221	H
1	5.72498	-45.83	Pk	35	-21.1	11.8	-20.13	26.96	-47.09	249	221	H

Pk - Peak detector

UL VERIFICATION SERVICES INC.
47173 Benicia Street, Fremont, CA 94538; USA TEL:(510) 319-4000 FAX:(510) 661-0888
This report shall not be reproduced except in full, without the written approval of UL Verification Services Inc.

VERTICAL RESULT

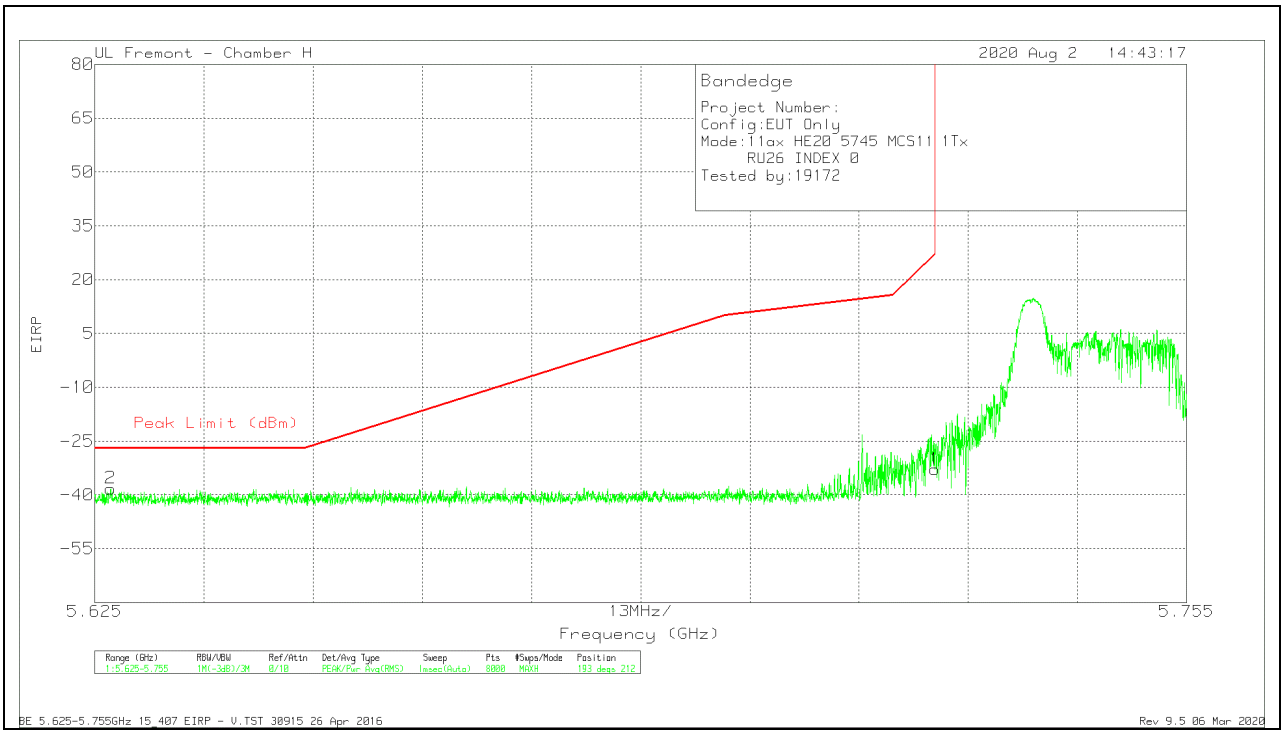

Marker	Frequency (GHz)	Meter Reading (dBm)	Det	AF T863 (dB/m)	Amp/Cbl/Fltr/Pad (dB)	Conversion Factor (dB)	Corrected Reading EIRP	Peak Limit (dBm)	PK Margin (dB)	Azimuth (Degs)	Height (cm)	Polarity
2	5.62689	-64.11	Pk	35.2	-21.1	11.8	-38.21	-27	-11.21	193	212	V
1	5.725	-58.56	Pk	35	-21.1	11.8	-32.86	27	-59.86	193	212	V

Pk - Peak detector

UL VERIFICATION SERVICES INC.
47173 Benicia Street, Fremont, CA 94538; USA TEL:(510) 319-4000 FAX:(510) 661-0888
This report shall not be reproduced except in full, without the written approval of UL Verification Services Inc.

1TX Antenna 5 MODE – 26 Tones, RU Index 8

BANDEDGE (HIGH CHANNEL)

HORIZONTAL RESULT

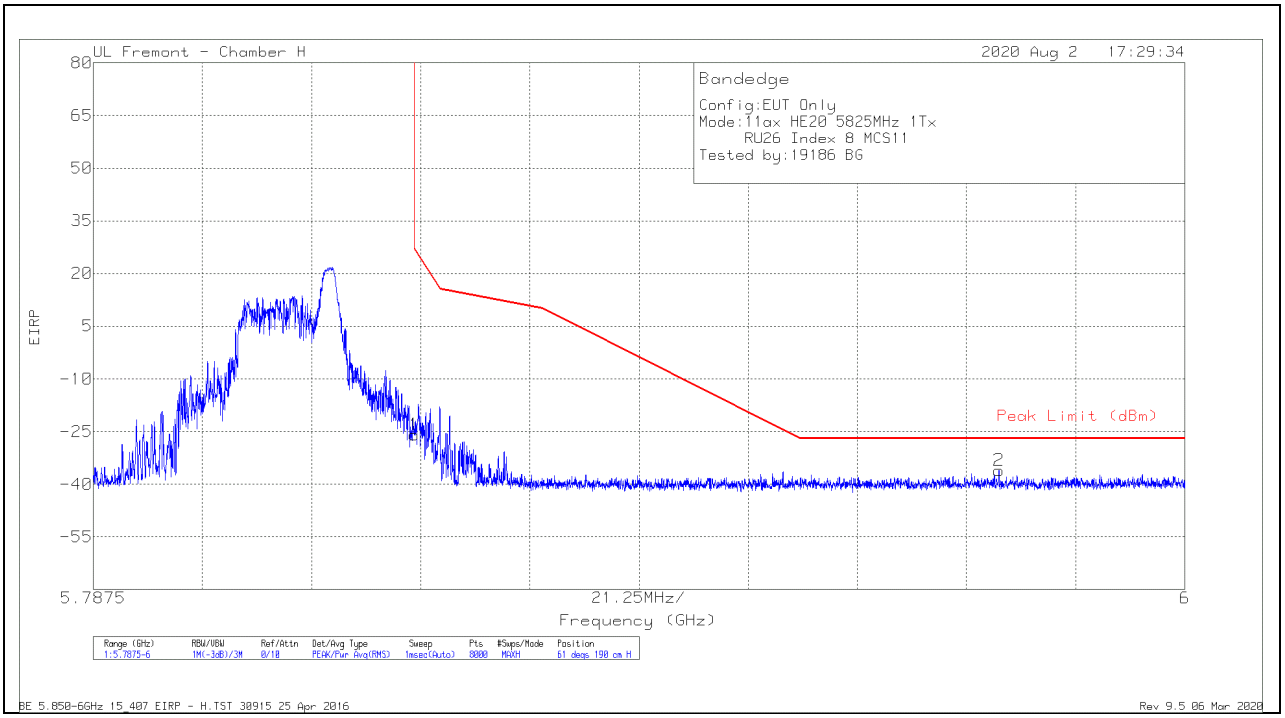

Marker	Frequency (GHz)	Meter Reading (dBm)	Det	AF T863 (dB/m)	Amp/Cbl/Fltr/Pad (dB)	Conversion Factor (dB)	Corrected Reading EIRP	Peak Limit (dBm)	PK Margin (dB)	Azimuth (Degs)	Height (cm)	Polarity
1	5.85001	-51.98	Pk	35	-20.7	11.8	-25.88	26.98	-52.86	61	190	H
2	5.96382	-62.6	Pk	35.2	-20.4	11.8	-36	-27	-9	61	190	H

Pk - Peak detector

UL VERIFICATION SERVICES INC.
47173 Benicia Street, Fremont, CA 94538; USA TEL:(510) 319-4000 FAX:(510) 661-0888
This report shall not be reproduced except in full, without the written approval of UL Verification Services Inc.

VERTICAL RESULT

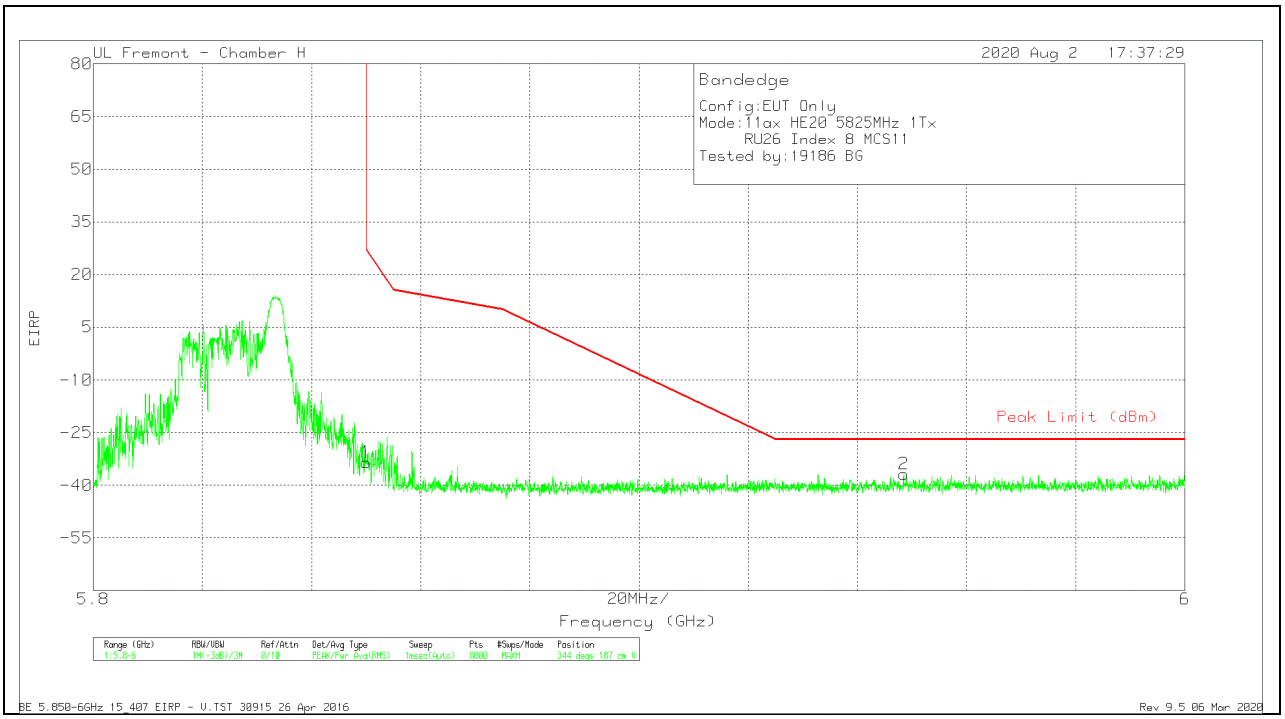

Marker	Frequency (GHz)	Meter Reading (dBm)	Det	AF T863 (dB/m)	Amp/Cbl/Fltr/Pad (dB)	Conversion Factor (dB)	Corrected Reading EIRP	Peak Limit (dBm)	PK Margin (dB)	Azimuth (Degs)	Height (cm)	Polarity
1	5.85001	-59.65	Pk	35	-20.7	11.8	-33.55	26.99	-60.54	344	187	V
2	5.94852	-63.44	Pk	35.2	-20.4	11.8	-36.84	-27	-9.84	344	187	V

Pk - Peak detector

UL VERIFICATION SERVICES INC.
47173 Benicia Street, Fremont, CA 94538; USA TEL:(510) 319-4000 FAX:(510) 661-0888
This report shall not be reproduced except in full, without the written approval of UL Verification Services Inc.

1TX Antenna 6 MODE – 242 Tones, RU Index 61

BANDEDGE (LOW CHANNEL)

HORIZONTAL RESULT

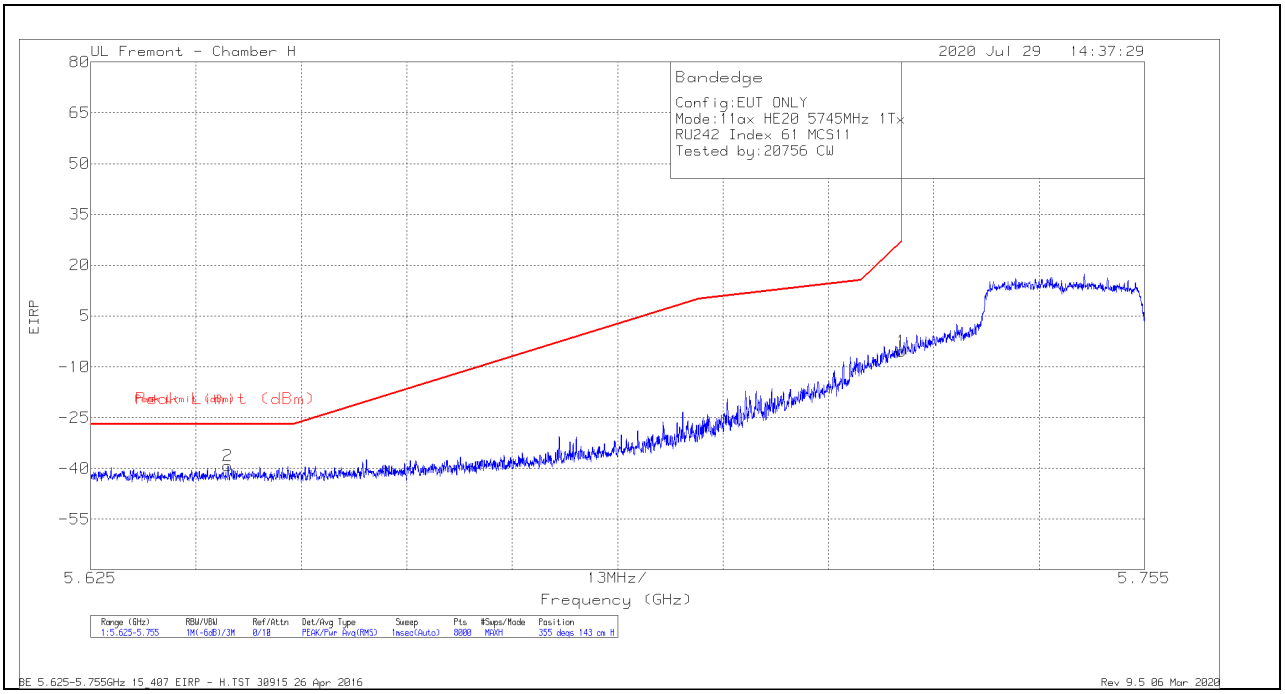

Marker	Frequency (GHz)	Meter Reading (dBm)	Det	AF T863 (dB/m)	Amp/Cbl/Fltr/Pad (dB)	Conversion Factor (dB)	Corrected Reading EIRP	Peak Limit (dBm)	PK Margin (dB)	Azimuth (Degs)	Height (cm)	Polarity
2	5.64193	-65.13	Pk	35.2	-21.1	11.8	-39.23	-27	-12.23	355	143	H
1	5.725	-31.16	Pk	35	-21.1	11.8	-5.46	27	-32.46	355	143	H

Pk - Peak detector

UL VERIFICATION SERVICES INC.
47173 Benicia Street, Fremont, CA 94538; USA TEL:(510) 319-4000 FAX:(510) 661-0888
This report shall not be reproduced except in full, without the written approval of UL Verification Services Inc.

VERTICAL RESULT

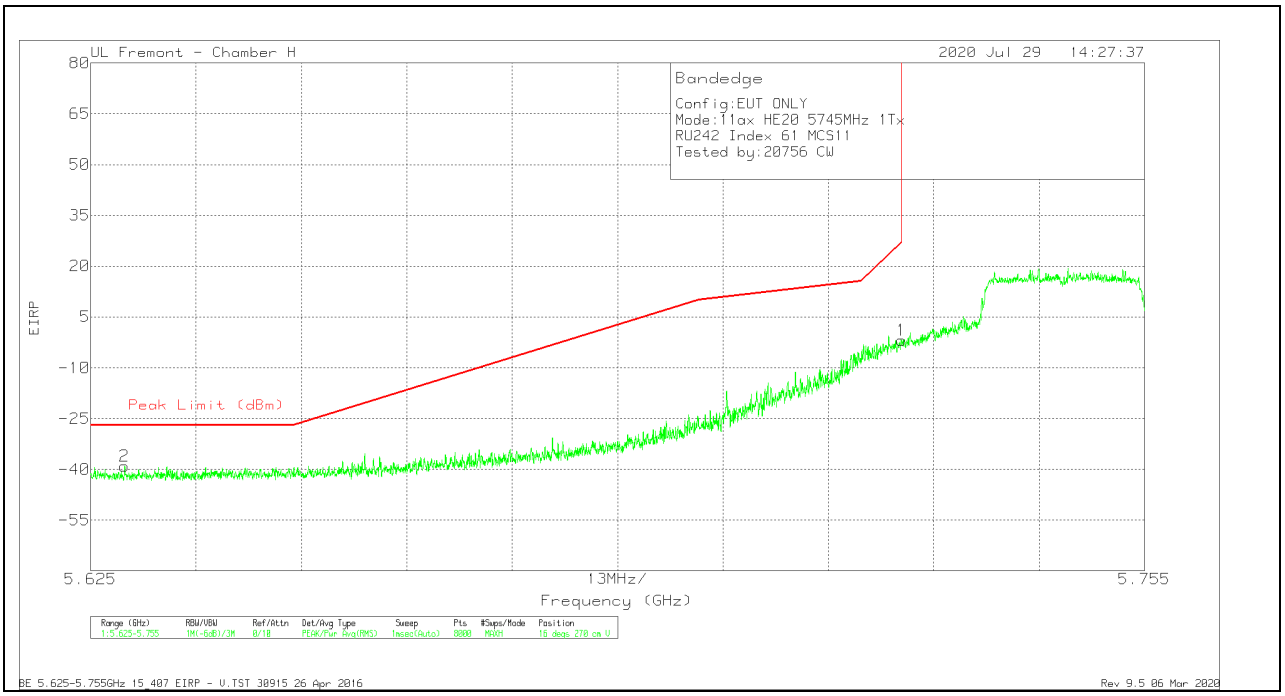

Marker	Frequency (GHz)	Meter Reading (dBm)	Det	AF T863 (dB/m)	Amp/Cbl/Fltr/Pad (dB)	Conversion Factor (dB)	Corrected Reading EIRP	Peak Limit (dBm)	PK Margin (dB)	Azimuth (Degs)	Height (cm)	Polarity
2	5.62919	-64.97	Pk	35.2	-21	11.8	-38.97	-27	-11.97	16	270	V
1	5.725	-27.64	Pk	35	-21.1	11.8	-1.94	27	-28.94	16	270	V

Pk - Peak detector

UL VERIFICATION SERVICES INC.
47173 Benicia Street, Fremont, CA 94538; USA TEL:(510) 319-4000 FAX:(510) 661-0888
This report shall not be reproduced except in full, without the written approval of UL Verification Services Inc.

1TX Antenna 6 MODE – 242 Tones, RU Index 61

BANDEDGE (HIGH CHANNEL)

HORIZONTAL RESULT

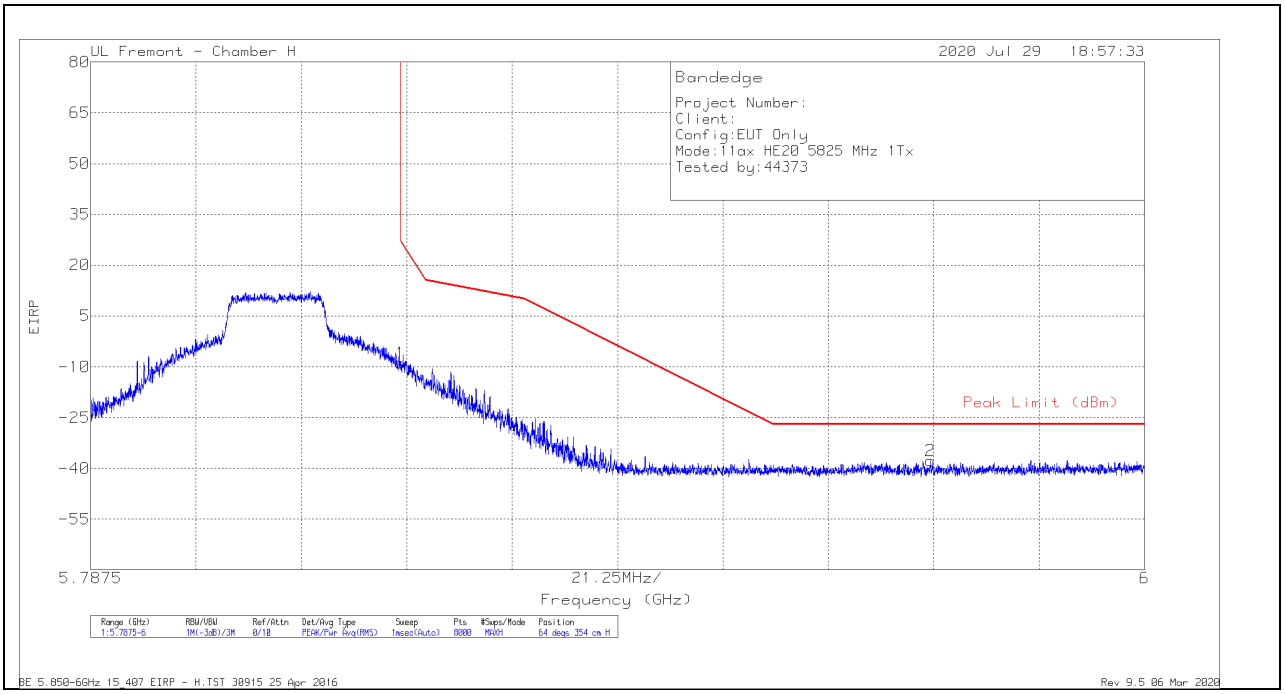

Marker	Frequency (GHz)	Meter Reading (dBm)	Det	AF T863 (dB/m)	Amp/Cbl/Fltr/Pad (dB)	Conversion Factor (dB)	Corrected Reading EIRP	Peak Limit (dBm)	PK Margin (dB)	Azimuth (Degs)	Height (cm)	Polarity
1	5.85001	-35.05	Pk	35	-20.7	11.8	-8.95	26.98	-35.93	64	354	H
2	5.95678	-64.38	Pk	35.1	-20.2	11.8	-37.68	-27	-10.68	64	354	H

Pk - Peak detector

UL VERIFICATION SERVICES INC.
47173 Benicia Street, Fremont, CA 94538; USA TEL:(510) 319-4000 FAX:(510) 661-0888
This report shall not be reproduced except in full, without the written approval of UL Verification Services Inc.

VERTICAL RESULT

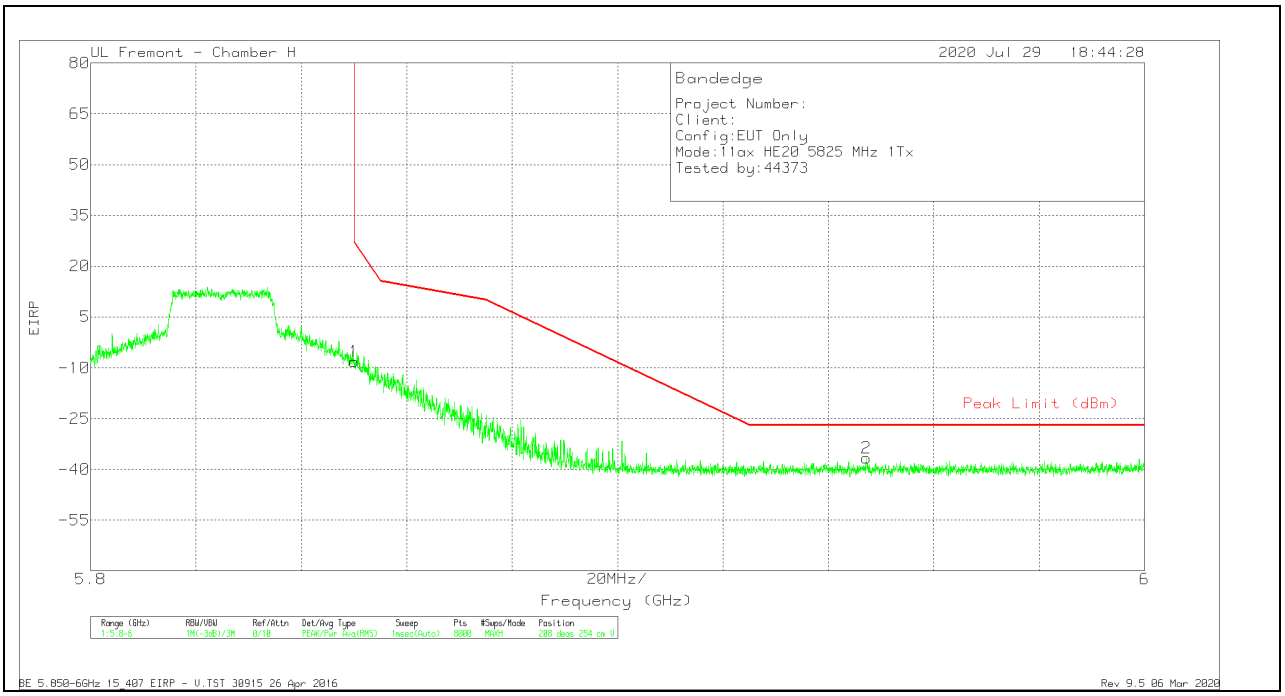

Marker	Frequency (GHz)	Meter Reading (dBm)	Det	AF T863 (dB/m)	Amp/Cbl/Fltr/Pad (dB)	Conversion Factor (dB)	Corrected Reading EIRP	Peak Limit (dBm)	PK Margin (dB)	Azimuth (Degs)	Height (cm)	Polarity
1	5.85001	-34.3	Pk	35	-20.7	11.8	-8.2	26.99	-35.19	208	254	V
2	5.94722	-63.29	Pk	35.2	-20.4	11.8	-36.69	-27	-9.69	208	254	V

Pk - Peak detector

UL VERIFICATION SERVICES INC.
47173 Benicia Street, Fremont, CA 94538; USA TEL:(510) 319-4000 FAX:(510) 661-0888
This report shall not be reproduced except in full, without the written approval of UL Verification Services Inc.

1TX Antenna 6 MODE – 26 Tones, RU Index 0

BANDEDGE (LOW CHANNEL)

HORIZONTAL RESULT

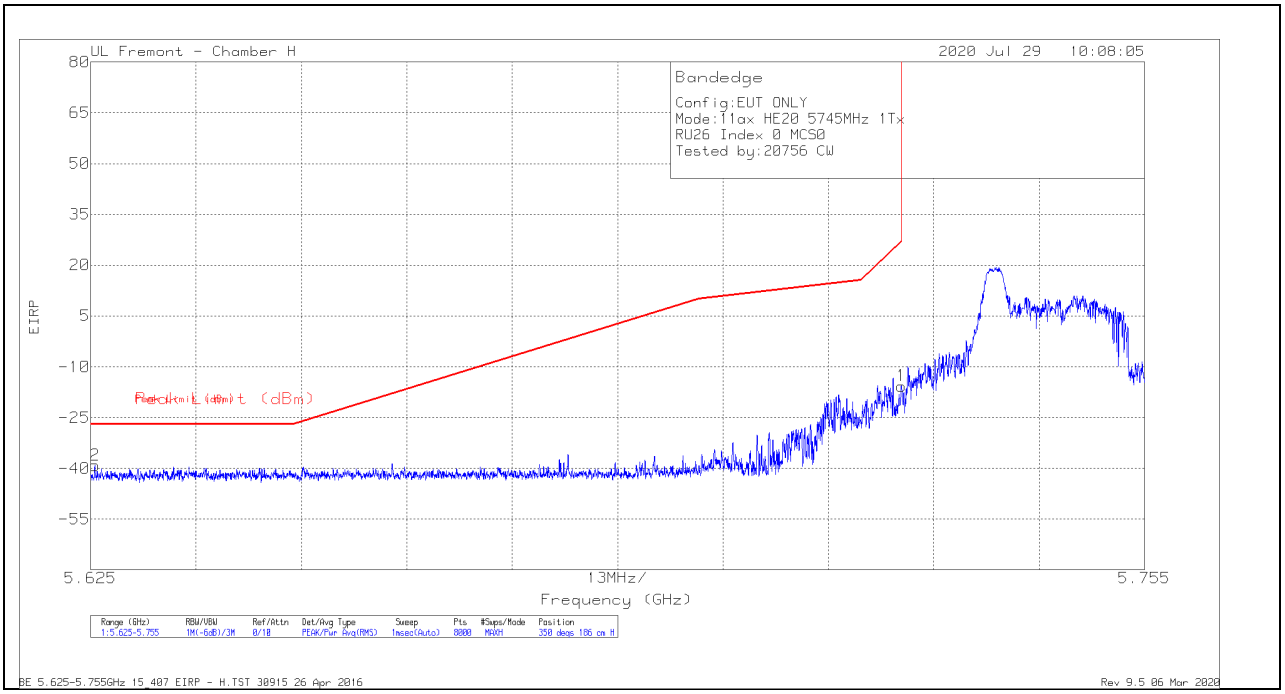

Marker	Frequency (GHz)	Meter Reading (dBm)	Det	AF T863 (dB/m)	Amp/Cbl/Fltr/Pad (dB)	Conversion Factor (dB)	Corrected Reading EIRP	Peak Limit (dBm)	PK Margin (dB)	Azimuth (Degs)	Height (cm)	Polarity
2	5.62552	-65.02	Pk	35.2	-21.1	11.8	-39.12	-27	-12.12	350	186	H
1	5.725	-41.34	Pk	35	-21.1	11.8	-15.64	27	-42.64	350	186	H

Pk - Peak detector

UL VERIFICATION SERVICES INC.
47173 Benicia Street, Fremont, CA 94538; USA TEL:(510) 319-4000 FAX:(510) 661-0888
This report shall not be reproduced except in full, without the written approval of UL Verification Services Inc.

VERTICAL RESULT

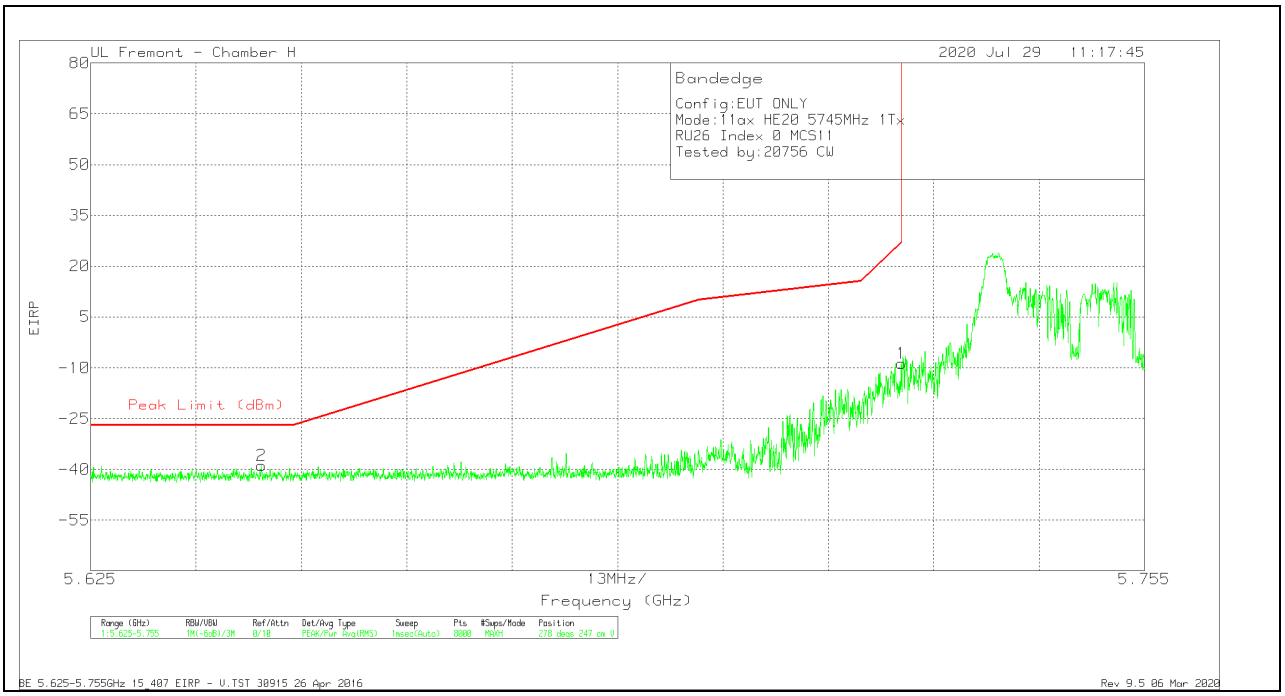

Marker	Frequency (GHz)	Meter Reading (dBm)	Det	AF T863 (dB/m)	Amp/Cbl/Fltr/Pad (dB)	Conversion Factor (dB)	Corrected Reading EIRP	Peak Limit (dBm)	PK Margin (dB)	Azimuth (Degs)	Height (cm)	Polarity
2	5.64608	-64.93	Pk	35.2	-21	11.8	-38.93	-27	-11.93	278	247	V
1	5.725	-34.44	Pk	35	-21.1	11.8	-8.74	27	-35.74	278	247	V

Pk - Peak detector

UL VERIFICATION SERVICES INC.
47173 Benicia Street, Fremont, CA 94538; USA TEL:(510) 319-4000 FAX:(510) 661-0888
This report shall not be reproduced except in full, without the written approval of UL Verification Services Inc.

1TX Antenna 6 MODE – 26 Tones, RU Index 8

BANDEDGE (HIGH CHANNEL)

HORIZONTAL RESULT

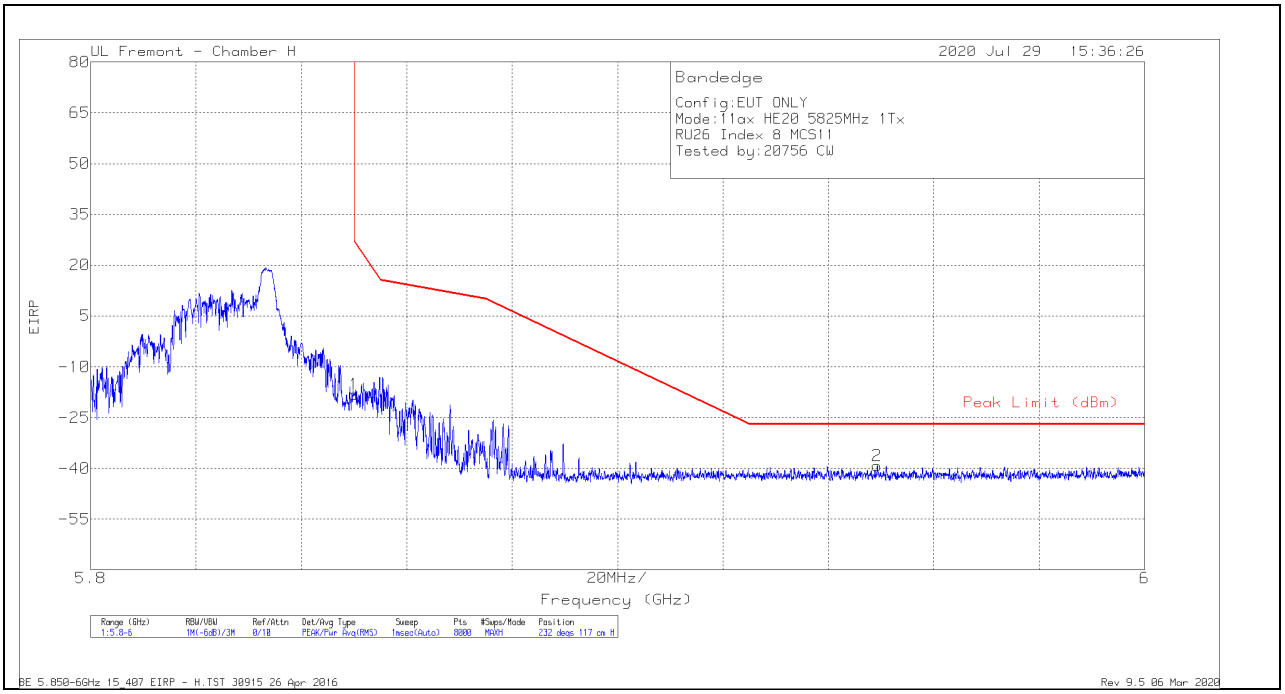

Marker	Frequency (GHz)	Meter Reading (dBm)	Det	AF T863 (dB/m)	Amp/Cbl/Fltr/Pad (dB)	Conversion Factor (dB)	Corrected Reading EIRP	Peak Limit (dBm)	PK Margin (dB)	Azimuth (Degs)	Height (cm)	Polarity
1	5.85001	-44.2	Pk	35	-20.7	11.8	-18.1	26.99	-45.09	232	117	H
2	5.94929	-65.68	Pk	35.1	-20.4	11.8	-39.18	-27	-12.18	232	117	H

Pk - Peak detector

UL VERIFICATION SERVICES INC.
47173 Benicia Street, Fremont, CA 94538; USA TEL:(510) 319-4000 FAX:(510) 661-0888
This report shall not be reproduced except in full, without the written approval of UL Verification Services Inc.

VERTICAL RESULT

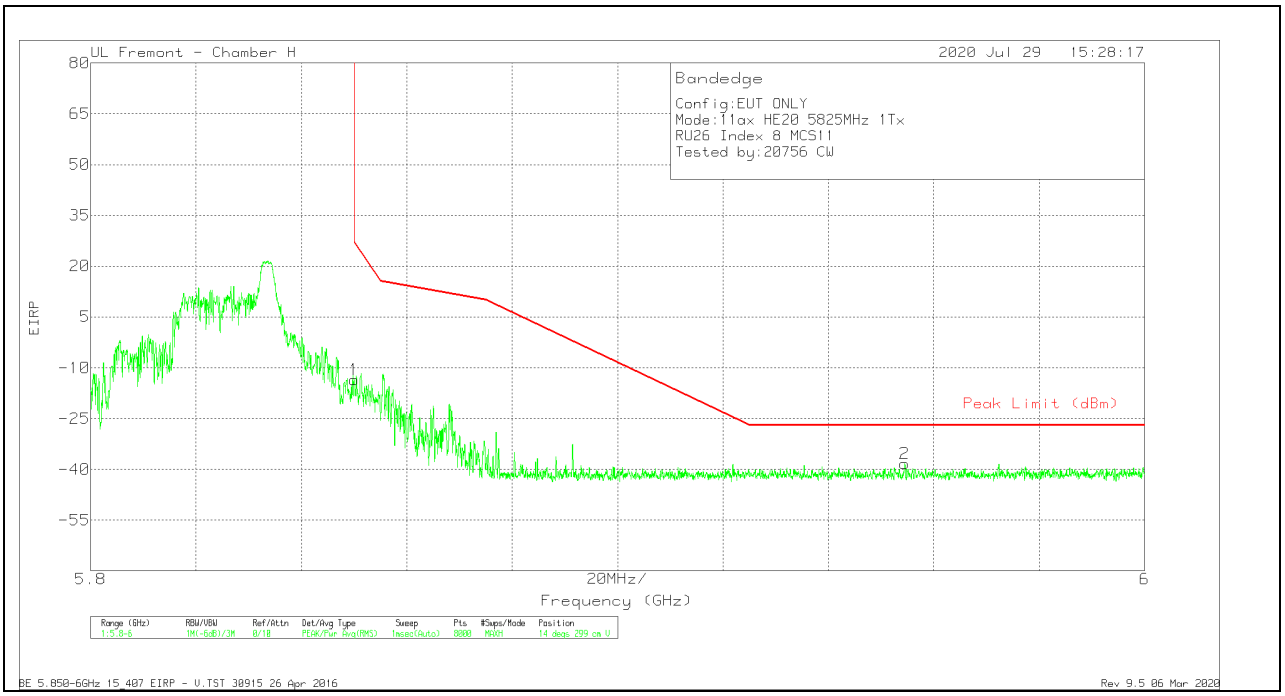

Marker	Frequency (GHz)	Meter Reading (dBm)	Det	AF T863 (dB/m)	Amp/Cbl/Fltr/Pad (dB)	Conversion Factor (dB)	Corrected Reading EIRP	Peak Limit (dBm)	PK Margin (dB)	Azimuth (Degs)	Height (cm)	Polarity
1	5.85001	-39.56	Pk	35	-20.7	11.8	-13.46	26.99	-40.45	14	299	V
2	5.95452	-64.85	Pk	35.1	-20.4	11.8	-38.35	-27	-11.35	14	299	V

Pk - Peak detector

UL VERIFICATION SERVICES INC.
47173 Benicia Street, Fremont, CA 94538; USA TEL:(510) 319-4000 FAX:(510) 661-0888
This report shall not be reproduced except in full, without the written approval of UL Verification Services Inc.

2TX Antenna 5 + Antenna 6 OFDMA MODE – 242 Tones, RU Index 61

BANDEDGE (LOW CHANNEL)

HORIZONTAL RESULT

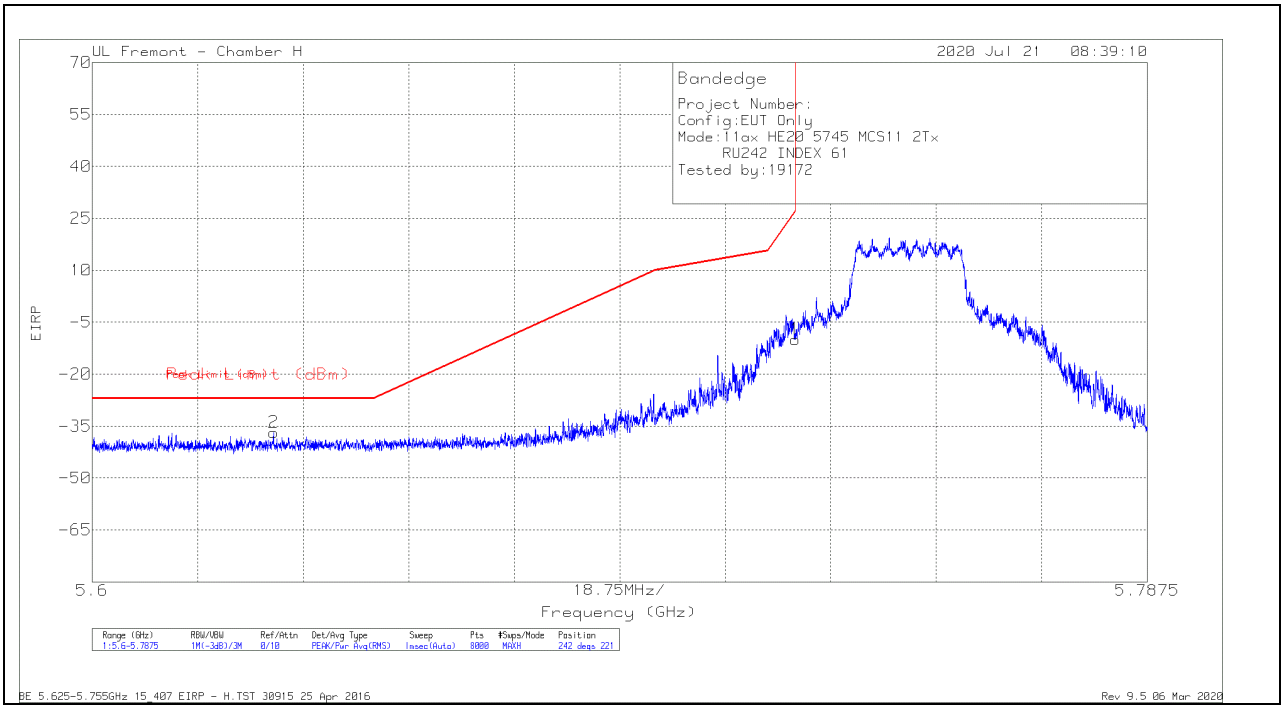

Marker	Frequency (GHz)	Meter Reading (dBm)	Det	AF T863 (dB/m)	Amp/Cbl/Fltr/Pad (dB)	Conversion Factor (dB)	Corrected Reading EIRP	Peak Limit (dBm)	PK Margin (dB)	Azimuth (Degs)	Height (cm)	Polarity
2	5.63223	-62.61	Pk	35.1	-21.1	11.8	-36.81	-27	-9.81	242	221	H
1	5.72498	-35.63	Pk	35	-21.1	11.8	-9.93	26.96	-36.89	242	221	H

Pk - Peak detector

UL VERIFICATION SERVICES INC.
47173 Benicia Street, Fremont, CA 94538; USA TEL:(510) 319-4000 FAX:(510) 661-0888
This report shall not be reproduced except in full, without the written approval of UL Verification Services Inc.

VERTICAL RESULT

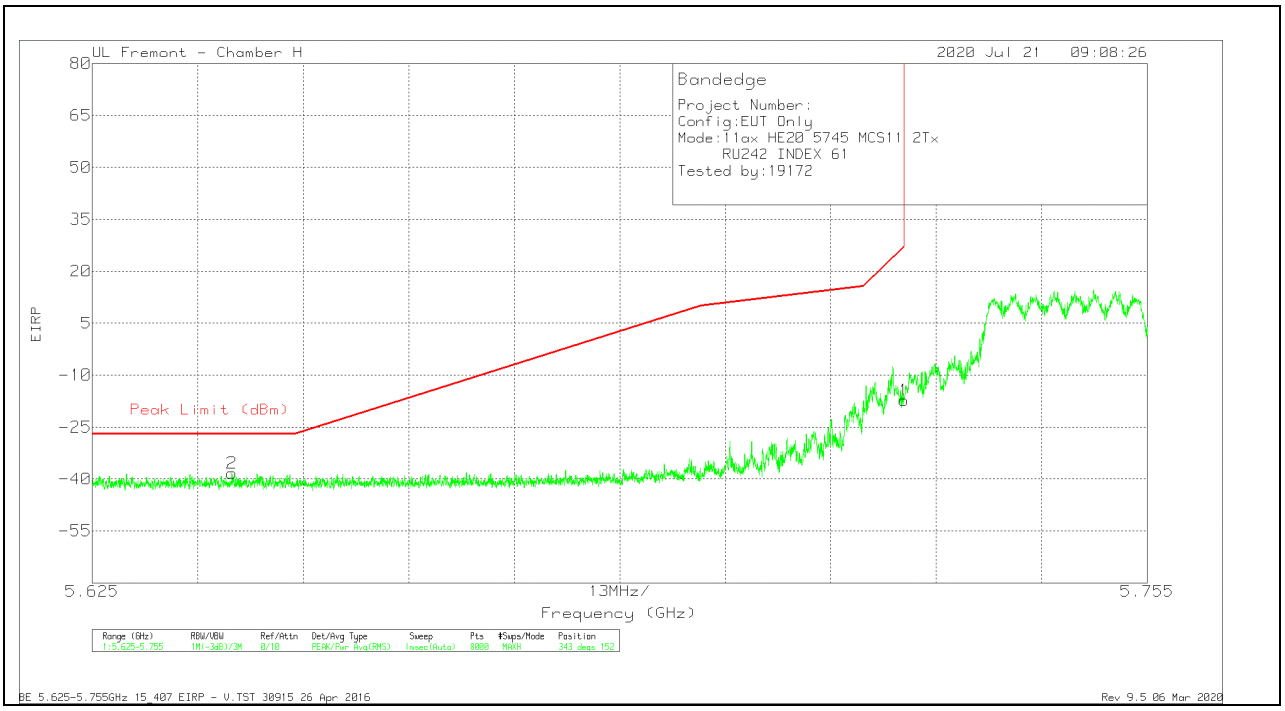

Marker	Frequency (GHz)	Meter Reading (dBm)	Det	AF T863 (dB/m)	Amp/Cbl/Fltr/Pad (dB)	Conversion Factor (dB)	Corrected Reading EIRP	Peak Limit (dBm)	PK Margin (dB)	Azimuth (Degs)	Height (cm)	Polarity
2	5.64221	-64.24	Pk	35.2	-21.1	11.8	-38.34	-27	-11.34	343	152	V
1	5.725	-42.95	Pk	35	-21.1	11.8	-17.25	27	-44.25	343	152	V

Pk - Peak detector

UL VERIFICATION SERVICES INC.
47173 Benicia Street, Fremont, CA 94538; USA TEL:(510) 319-4000 FAX:(510) 661-0888
This report shall not be reproduced except in full, without the written approval of UL Verification Services Inc.

2TX Antenna 5 + Antenna 6 OFDMA MODE – 242 Tones, RU Index 61

BANDEDGE (HIGH CHANNEL)

HORIZONTAL RESULT

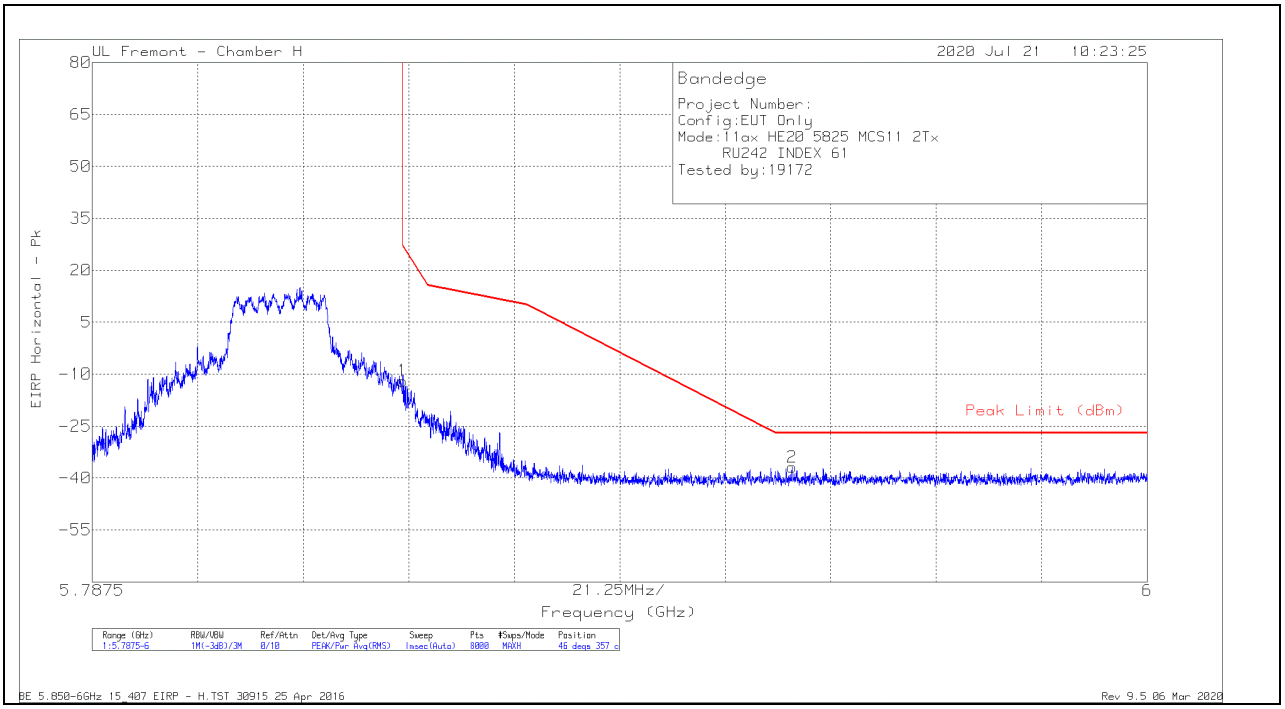

Marker	Frequency (GHz)	Meter Reading (dBm)	Det	AF T863 (dB/m)	Amp/Cbl/Fltr/Pad (dB)	Conversion Factor (dB)	Corrected Reading EIRP	Peak Limit (dBm)	PK Margin (dB)	Azimuth (Degs)	Height (cm)	Polarity
1	5.85001	-38.05	Pk	35	-20.7	11.8	-11.95	26.98	-38.93	46	357	H
2	5.92846	-63.36	Pk	35.1	-20.4	11.8	-36.86	-27	-9.86	46	357	H

Pk - Peak detector

UL VERIFICATION SERVICES INC.
47173 Benicia Street, Fremont, CA 94538; USA TEL:(510) 319-4000 FAX:(510) 661-0888
This report shall not be reproduced except in full, without the written approval of UL Verification Services Inc.

VERTICAL RESULT

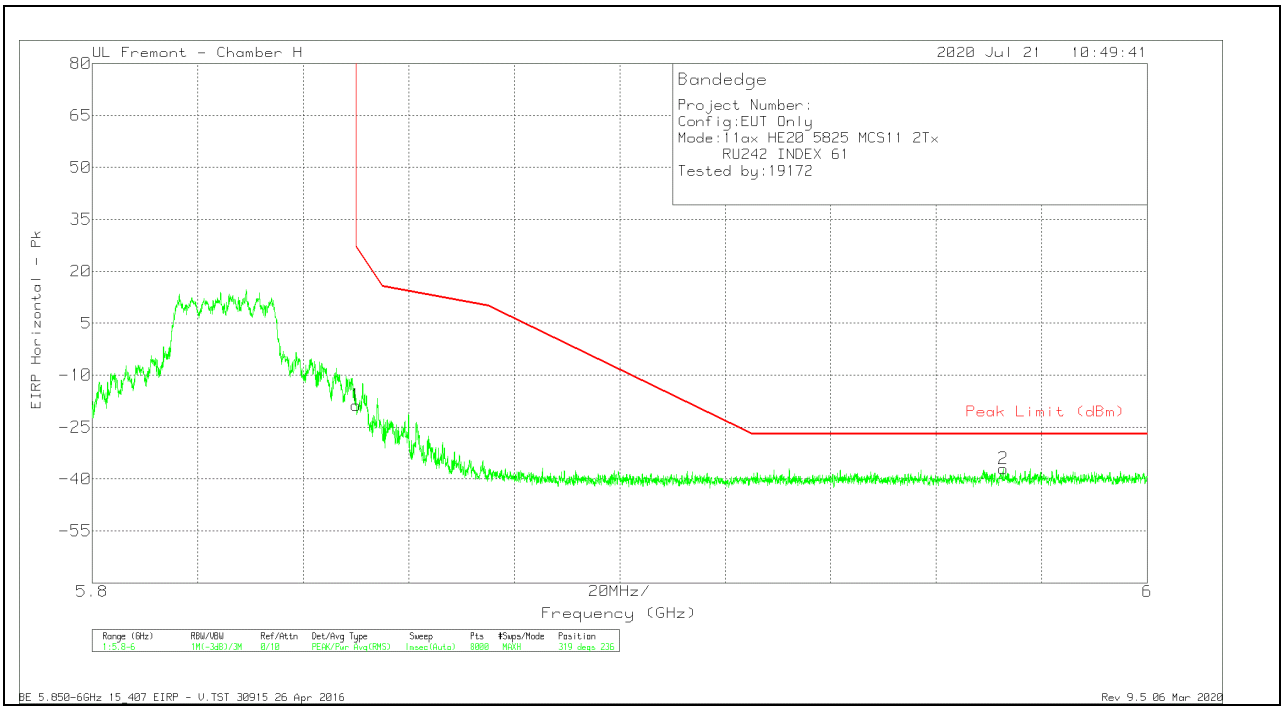

Trace Markers

Marker	Frequency (GHz)	Meter Reading (dBm)	Det	AF T863 (dB/m)	Amp/Cbl/Fltr/Pad (dB)	Conversion Factor (dB)	Corrected Reading EIRP	Peak Limit (dBm)	PK Margin (dB)	Azimuth (Degs)	Height (cm)	Polarity
1	5.85001	-44.77	Pk	35	-20.7	11.8	-18.67	26.99	-45.66	319	236	V
2	5.97267	-63.61	Pk	35.2	-20.4	11.8	-37.01	-27	-10.01	319	236	V

Pk - Peak detector

UL VERIFICATION SERVICES INC.
47173 Benicia Street, Fremont, CA 94538; USA TEL:(510) 319-4000 FAX:(510) 661-0888
This report shall not be reproduced except in full, without the written approval of UL Verification Services Inc.

HARMONICS AND SPURIOUS EMISSIONS

242 Tones, RU Index 61 RESULTS

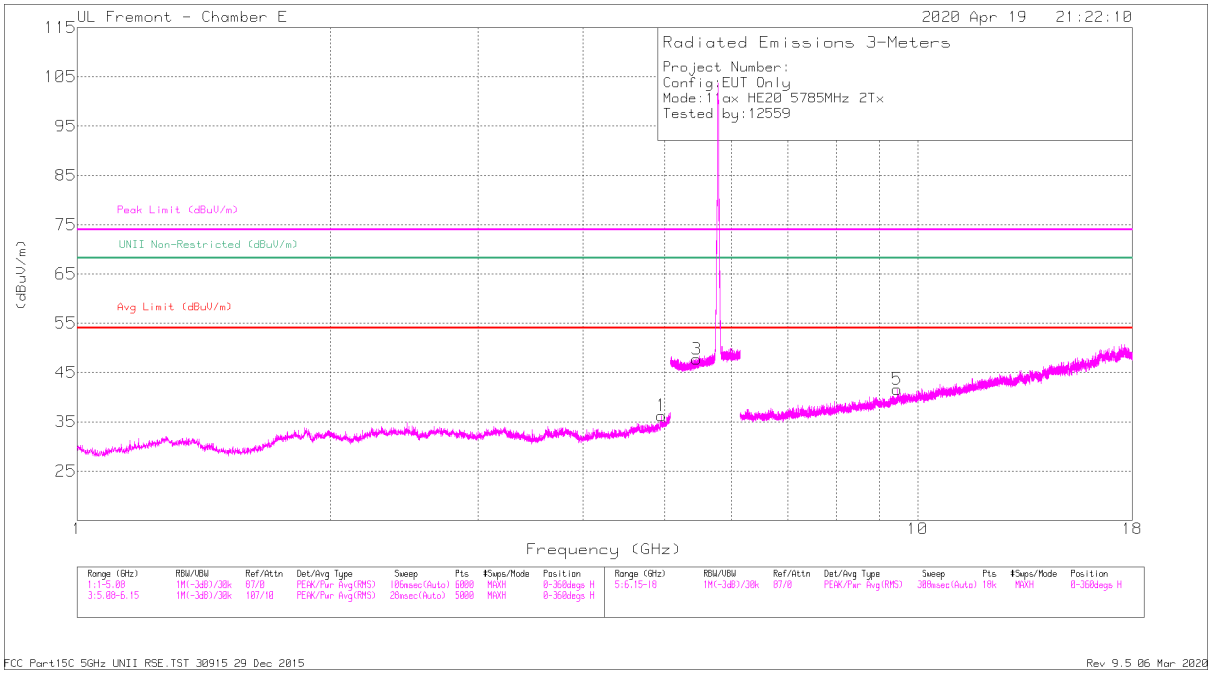

HORIZONTAL

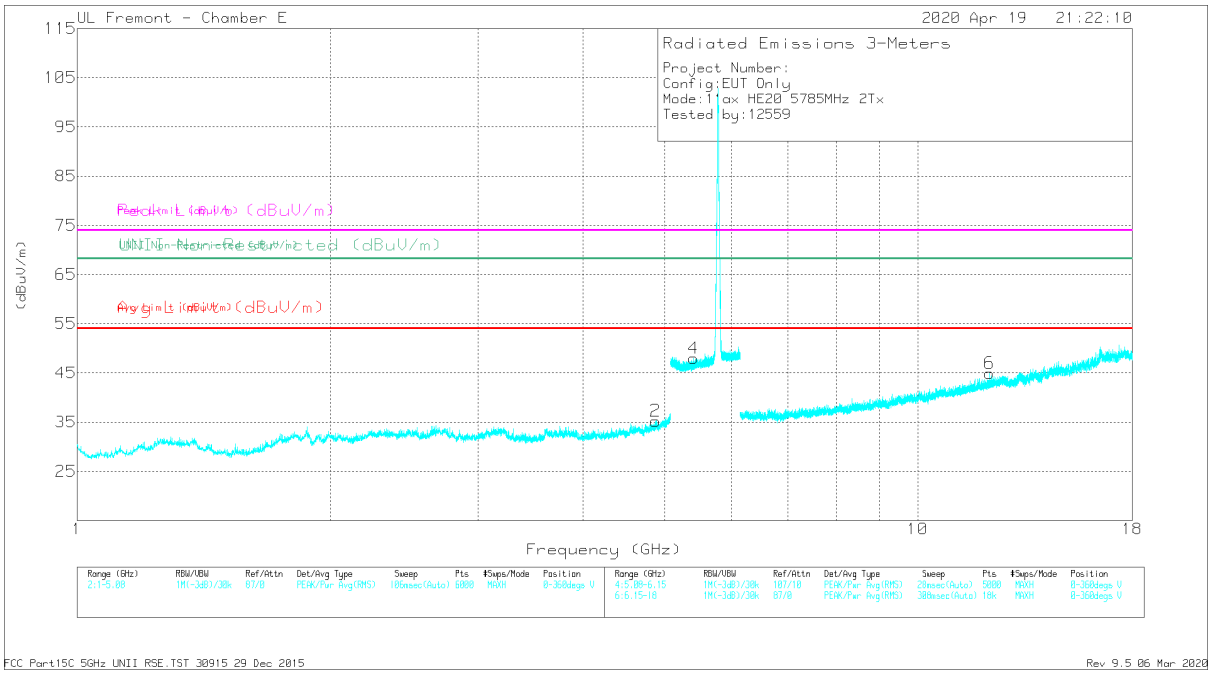

VERTICAL

UL VERIFICATION SERVICES INC.
47173 Benicia Street, Fremont, CA 94538; USA TEL:(510) 319-4000 FAX:(510) 661-0888
This report shall not be reproduced except in full, without the written approval of UL Verification Services Inc.

RADIATED EMISSIONS

Marker	Frequency (GHz)	Meter Reading (dBuV)	Det	AF T712 (dB/m)	Amp/Cbl/ Fltr/Pad (dB)	Corrected Reading (dBuV/m)	Avg Limit (dBuV/m)	Margin (dB)	Peak Limit (dBuV/m)	PK Margin (dB)	Azimuth (Degs)	Height (cm)	Polarity
1	* 4.95558	38.59	PK-U	34.1	-30.5	42.19	-	-	74	-31.81	320	119	H
	* 4.95312	27.1	ADR	34.1	-30.5	30.7	54	-23.3	-	-	320	119	H
2	* 4.87832	38.44	PK-U	34.1	-31	41.54	-	-	74	-32.46	243	143	V
	* 4.87864	27.11	ADR	34.1	-31	30.21	54	-23.79	-	-	243	143	V
3	* 5.45912	43.85	PK-U	34.6	-21.7	56.75	-	-	74	-17.25	110	237	H
	* 5.45835	31.61	ADR	34.6	-21.7	44.51	54	-9.49	-	-	110	237	H
4	* 5.41208	42.75	PK-U	34.6	-21.8	55.55	-	-	74	-18.45	228	181	V
	* 5.41302	31.59	ADR	34.6	-21.8	44.39	54	-9.61	-	-	228	181	V
5	* 9.45147	36.41	PK-U	36.6	-25.7	47.31	-	-	74	-26.69	154	150	H
	* 9.45101	25.25	ADR	36.6	-25.7	36.15	54	-17.85	-	-	154	150	H
6	* 12.17978	34.82	PK-U	38.8	-23.3	50.32	-	-	74	-23.68	45	311	V
	* 12.17835	23.87	ADR	38.8	-23.3	39.37	54	-14.63	-	-	45	311	V

* - indicates frequency in CFR47 Pt 15 / IC RSS-Restricted Band
PK-U - U-NII: Maximum Peak
ADR - U-NII AD primary method, RMS average

UL VERIFICATION SERVICES INC.
47173 Benicia Street, Fremont, CA 94538; USA TEL:(510) 319-4000 FAX:(510) 661-0888
This report shall not be reproduced except in full, without the written approval of UL Verification Services Inc.

2TX Antenna 5 + Antenna 6 OFDMA MODE – 26 Tones, RU Index 0

BANDEDGE (LOW CHANNEL)

HORIZONTAL RESULT

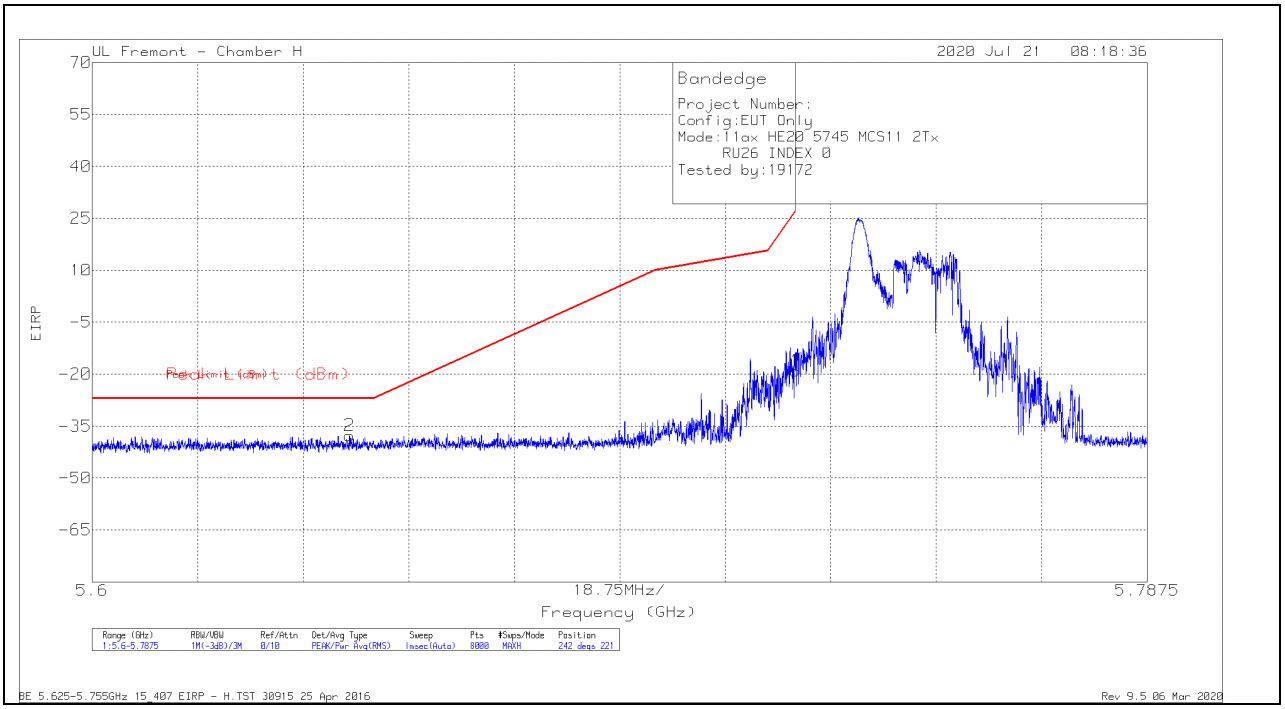

Marker	Frequency (GHz)	Meter Reading (dBm)	Det	AF T863 (dB/m)	Amp/Cbl/Fltr/Pad (dB)	Conversion Factor (dB)	Corrected Reading EIRP	Peak Limit (dBm)	PK Margin (dB)	Azimuth (Degs)	Height (cm)	Polarity
2	5.64571	-63.75	Pk	35.2	-21	11.8	-37.75	-27	-10.75	242	221	H
1	5.72498	-44.75	Pk	35	-21.1	11.8	-19.05	26.96	-46.01	242	221	H

Pk - Peak detector

UL VERIFICATION SERVICES INC.
47173 Benicia Street, Fremont, CA 94538; USA TEL:(510) 319-4000 FAX:(510) 661-0888
This report shall not be reproduced except in full, without the written approval of UL Verification Services Inc.

VERTICAL RESULT

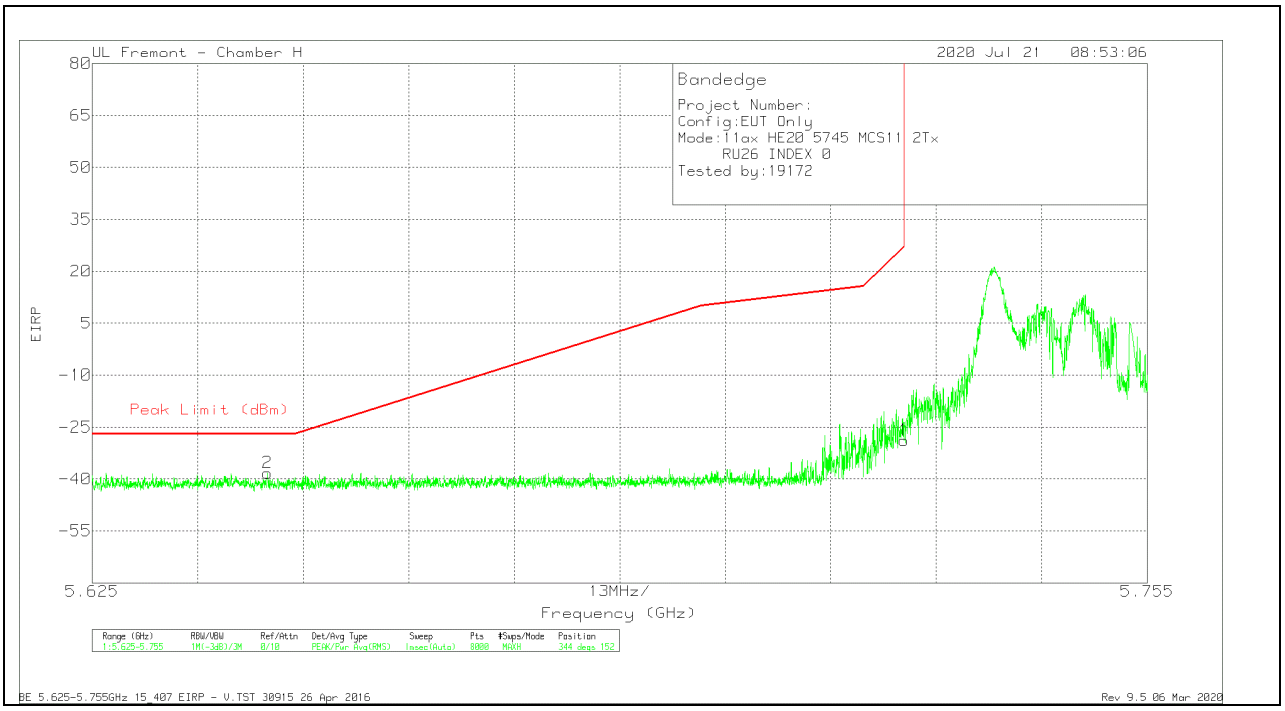

Marker	Frequency (GHz)	Meter Reading (dBm)	Det	AF T863 (dB/m)	Amp/Cbl/Fltr/Pad (dB)	Conversion Factor (dB)	Corrected Reading EIRP	Peak Limit (dBm)	PK Margin (dB)	Azimuth (Degs)	Height (cm)	Polarity
2	5.64658	-64.21	Pk	35.2	-21	11.8	-38.21	-27	-11.21	344	152	V
1	5.725	-54.49	Pk	35	-21.1	11.8	-28.79	27	-55.79	344	152	V

Pk - Peak detector

UL VERIFICATION SERVICES INC.
47173 Benicia Street, Fremont, CA 94538; USA TEL:(510) 319-4000 FAX:(510) 661-0888
This report shall not be reproduced except in full, without the written approval of UL Verification Services Inc.

2TX Antenna 5 + Antenna 6 OFDMA MODE – 26 Tones, RU Index 8

BANDEDGE (HIGH CHANNEL)

HORIZONTAL RESULT

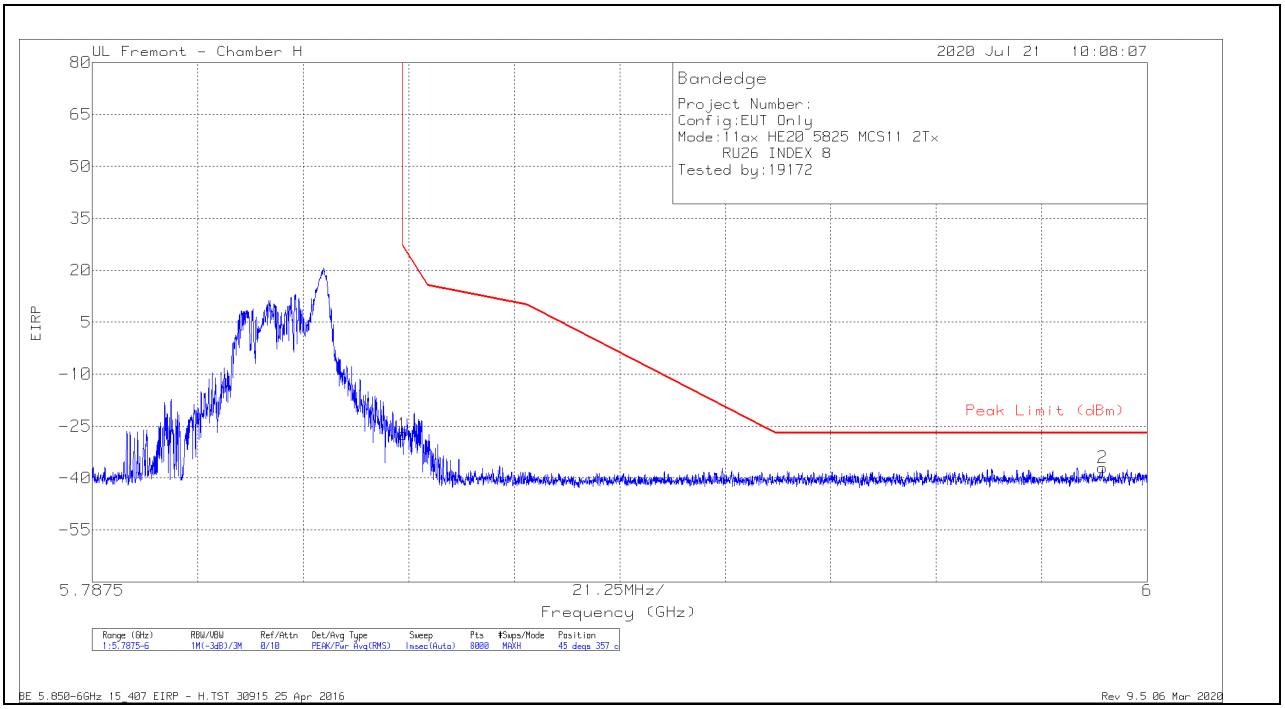

Marker	Frequency (GHz)	Meter Reading (dBm)	Det	AF T863 (dB/m)	Amp/Cbl/Fltr/Pad (dB)	Conversion Factor (dB)	Corrected Reading EIRP	Peak Limit (dBm)	PK Margin (dB)	Azimuth (Degs)	Height (cm)	Polarity
1	5.85001	-53.38	Pk	35	-20.7	11.8	-27.28	26.98	-54.26	45	357	H
2	5.99097	-63.7	Pk	35.2	-20.3	11.8	-37	-27	-10	45	357	H

Pk - Peak detector

UL VERIFICATION SERVICES INC.
47173 Benicia Street, Fremont, CA 94538; USA TEL:(510) 319-4000 FAX:(510) 661-0888
This report shall not be reproduced except in full, without the written approval of UL Verification Services Inc.

ERTICAL RESULT

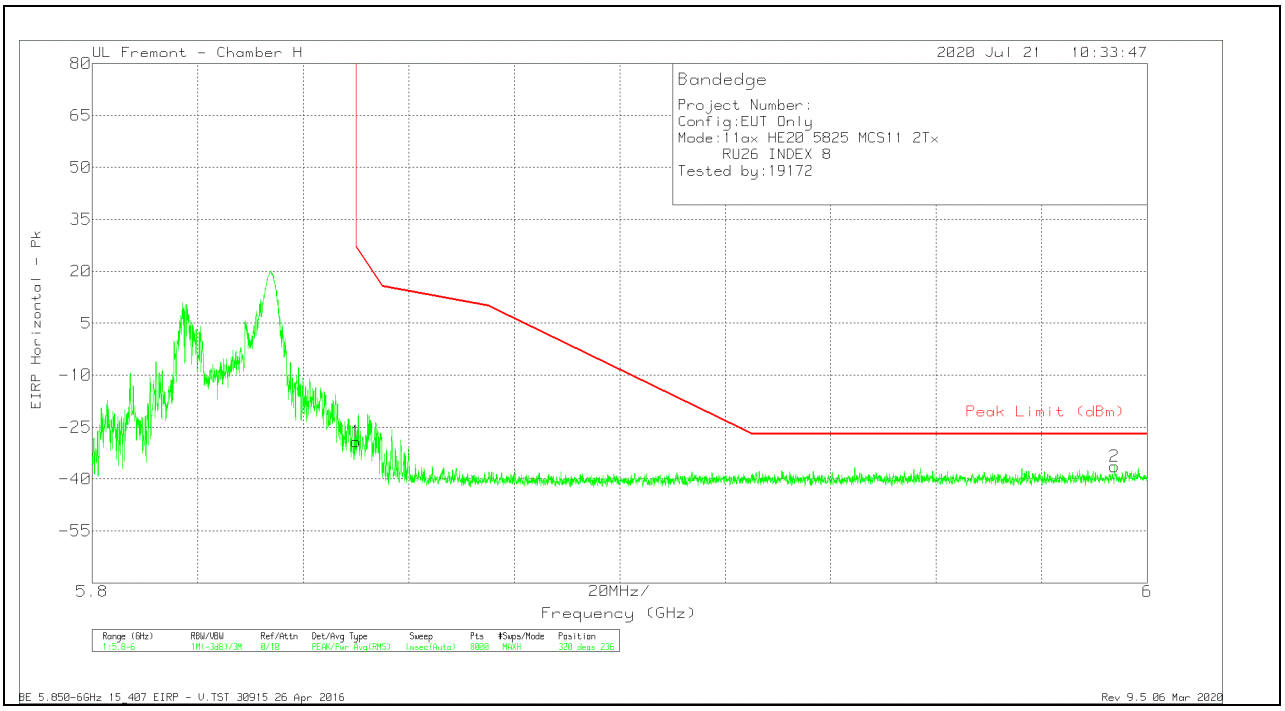

Marker	Frequency (GHz)	Meter Reading (dBm)	Det	AF T863 (dB/m)	Amp/Cbl/Fltr/Pad (dB)	Conversion Factor (dB)	DC Corr (dB)	Corrected Reading EIRP	Peak Limit (dBm)	PK Margin (dB)	Azimuth (Degs)	Height (cm)	Polarity
1	5.85001	-55.36	Pk	35	-20.7	11.8	0	-29.26	26.99	-56.25	320	236	V
2	5.9938	-63.05	Pk	35.3	-20.4	11.8	0	-36.35	-27	-9.35	320	236	V

Pk - Peak detector

UL VERIFICATION SERVICES INC.
47173 Benicia Street, Fremont, CA 94538; USA TEL:(510) 319-4000 FAX:(510) 661-0888
This report shall not be reproduced except in full, without the written approval of UL Verification Services Inc.

HARMONICS AND SPURIOUS EMISSIONS

26 Tones, RU Index 8 RESULTS

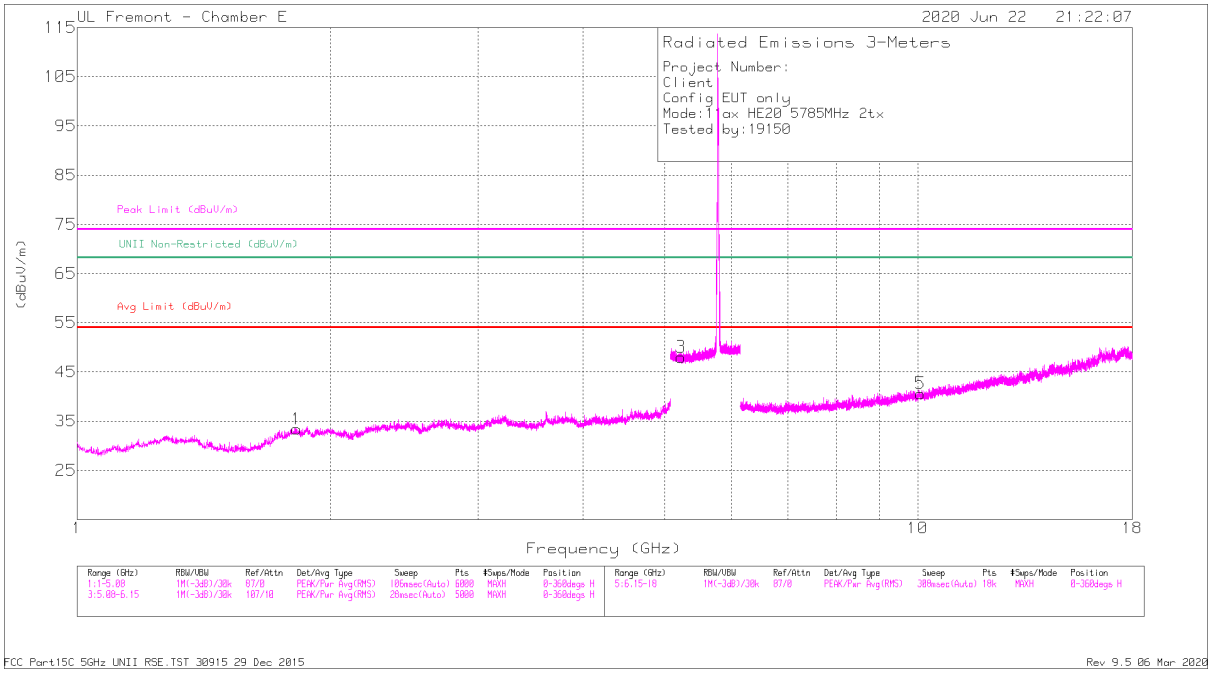

HORIZONTAL

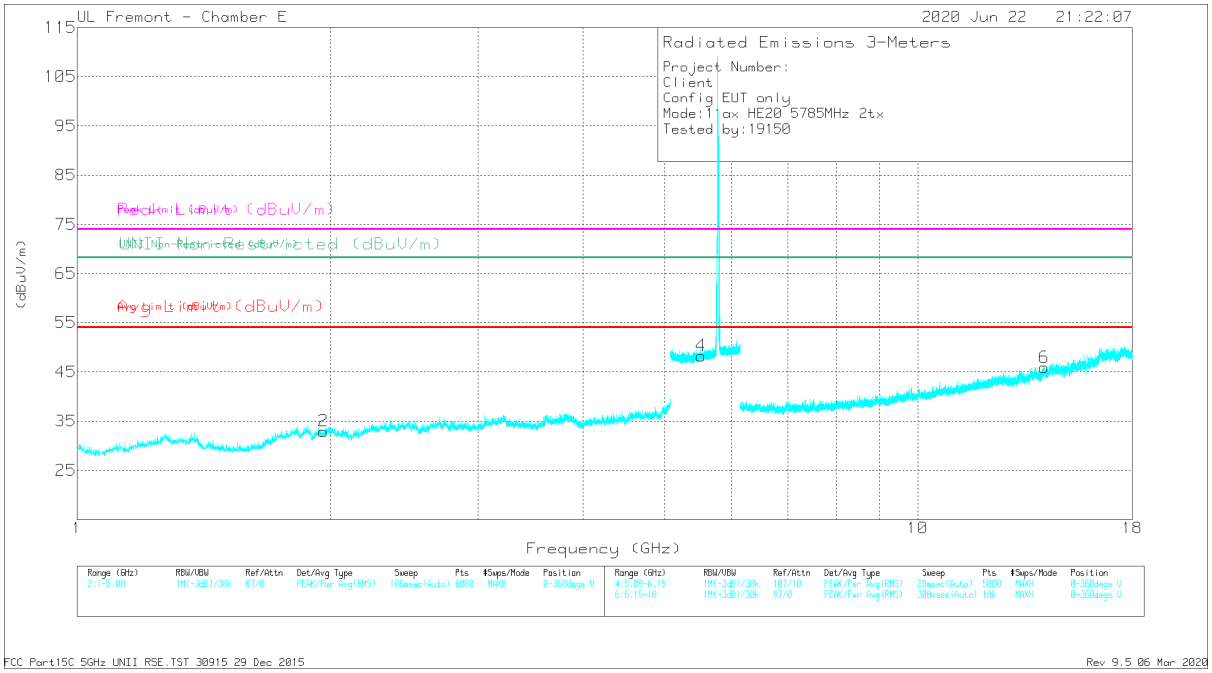

VERTICAL

UL VERIFICATION SERVICES INC.
47173 Benicia Street, Fremont, CA 94538; USA TEL:(510) 319-4000 FAX:(510) 661-0888
This report shall not be reproduced except in full, without the written approval of UL Verification Services Inc.

RADIATED EMISSIONS

Markers	Frequency (GHz)	Meter Reading (dBuV)	Det	AF T712 (dB/m)	Amp/Cbl/Flt r/Pad (dB)	Corrected Reading (dBuV/m)	UNII Non-Restricted (dBuV/m)	PK Margin (dB)	Azimuth (Degs)	Height (cm)	Polarity
1	1.82354	45.79	PK-U	30.8	-35.1	41.49	68.2	-26.71	0	101	H
2	1.96341	45.51	PK-U	31.5	-35.8	41.21	68.2	-26.99	0	101	V
3	5.22976	43.61	PK-U	34.4	-22.2	55.81	68.2	-12.39	0	101	H
4	5.52288	43.18	PK-U	34.6	-21.8	55.98	68.2	-12.22	0	101	V
5	10.0695	37.17	PK-U	36.9	-25.9	48.17	68.2	-20.03	0	101	H
6	14.14961	35.8	PK-U	38.8	-21.5	53.1	68.2	-15.1	0	101	V

PK-U - U-NII: Maximum Peak
ADR - U-NII AD primary method, RMS average

UL VERIFICATION SERVICES INC.
47173 Benicia Street, Fremont, CA 94538; USA TEL:(510) 319-4000 FAX:(510) 661-0888
This report shall not be reproduced except in full, without the written approval of UL Verification Services Inc.

1.1.23. TX ABOVE 1 GHz 802.11ax HE40 MODE IN THE 5.8 GHz BAND

1TX Antenna 5 MODE – 484 Tones, RU Index 65

BANDEDGE (LOW CHANNEL)

HORIZONTAL RESULT

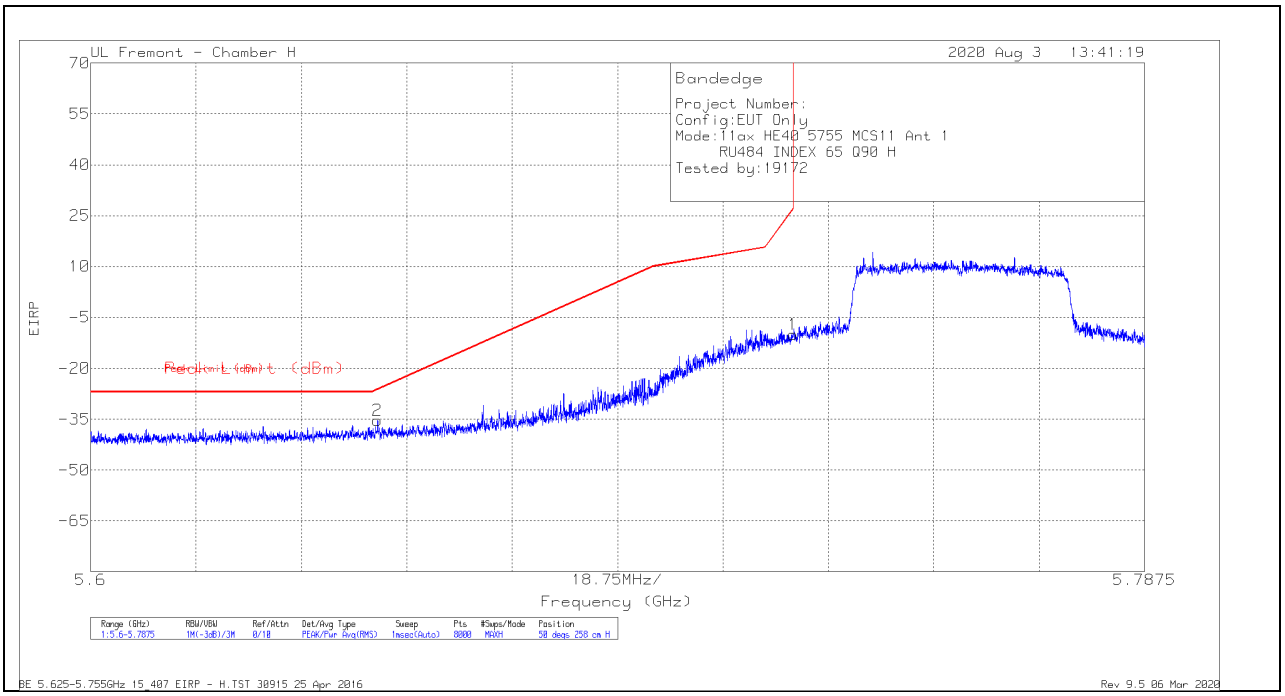

Marker	Frequency (GHz)	Meter Reading (dBm)	Det	AF T863 (dB/m)	Amp/Cbl/Fltr/Pad (dB)	Conversion Factor (dB)	Corrected Reading EIRP	Peak Limit (dBm)	PK Margin (dB)	Azimuth (Degs)	Height (cm)	Polarity
2	5.65105	-61.16	Pk	35.1	-21.1	11.8	-35.36	-26.22	-9.14	50	258	H
1	5.72498	-35.65	Pk	35	-21.1	11.8	-9.95	26.96	-36.91	50	258	H

Pk - Peak detector

UL VERIFICATION SERVICES INC.
47173 Benicia Street, Fremont, CA 94538; USA TEL:(510) 319-4000 FAX:(510) 661-0888
This report shall not be reproduced except in full, without the written approval of UL Verification Services Inc.

VERTICAL RESULT

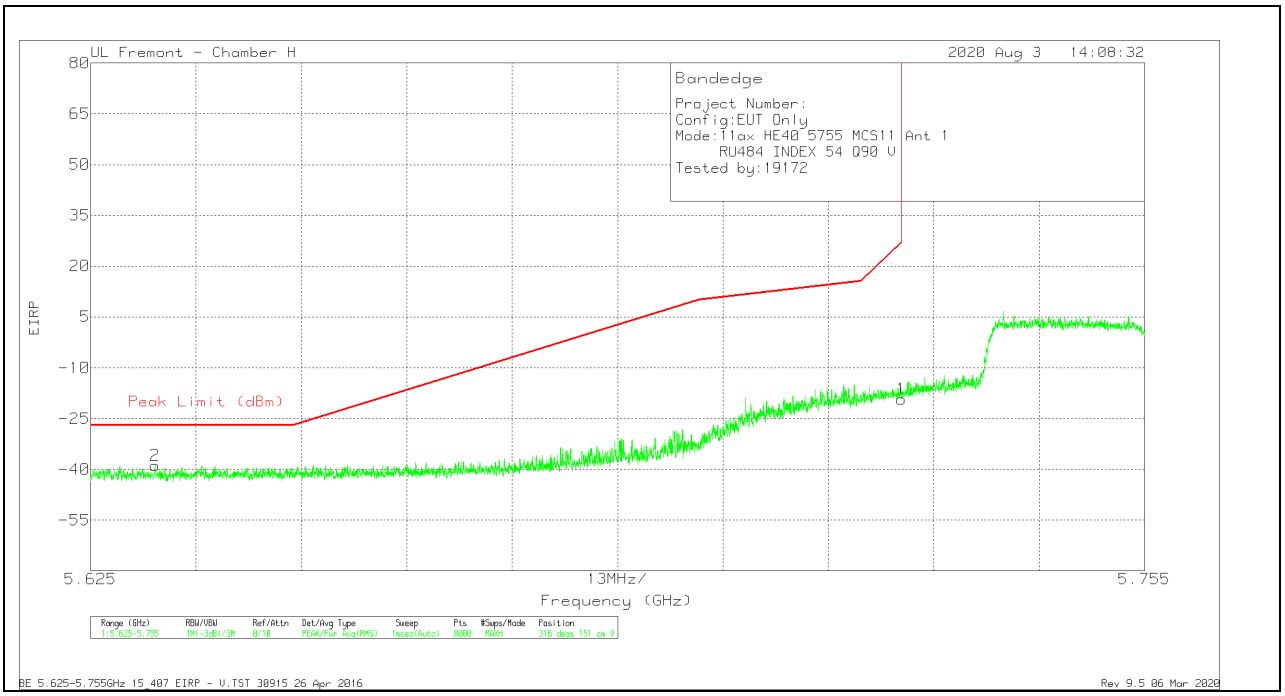

Marker	Frequency (GHz)	Meter Reading (dBm)	Det	AF T863 (dB/m)	Amp/Cbl/Fltr/Pad (dB)	Conversion Factor (dB)	Corrected Reading EIRP	Peak Limit (dBm)	PK Margin (dB)	Azimuth (Degs)	Height (cm)	Polarity
2	5.63295	-64.58	Pk	35.1	-21.1	11.8	-38.78	-27	-11.78	316	151	V
1	5.725	-44.9	Pk	35	-21.1	11.8	-19.2	27	-46.2	316	151	V

Pk - Peak detector

UL VERIFICATION SERVICES INC.
47173 Benicia Street, Fremont, CA 94538; USA TEL:(510) 319-4000 FAX:(510) 661-0888
This report shall not be reproduced except in full, without the written approval of UL Verification Services Inc.

1TX Antenna 5 MODE – 484 Tones, RU Index 65

BANDEDGE (HIGH CHANNEL)

HORIZONTAL RESULT

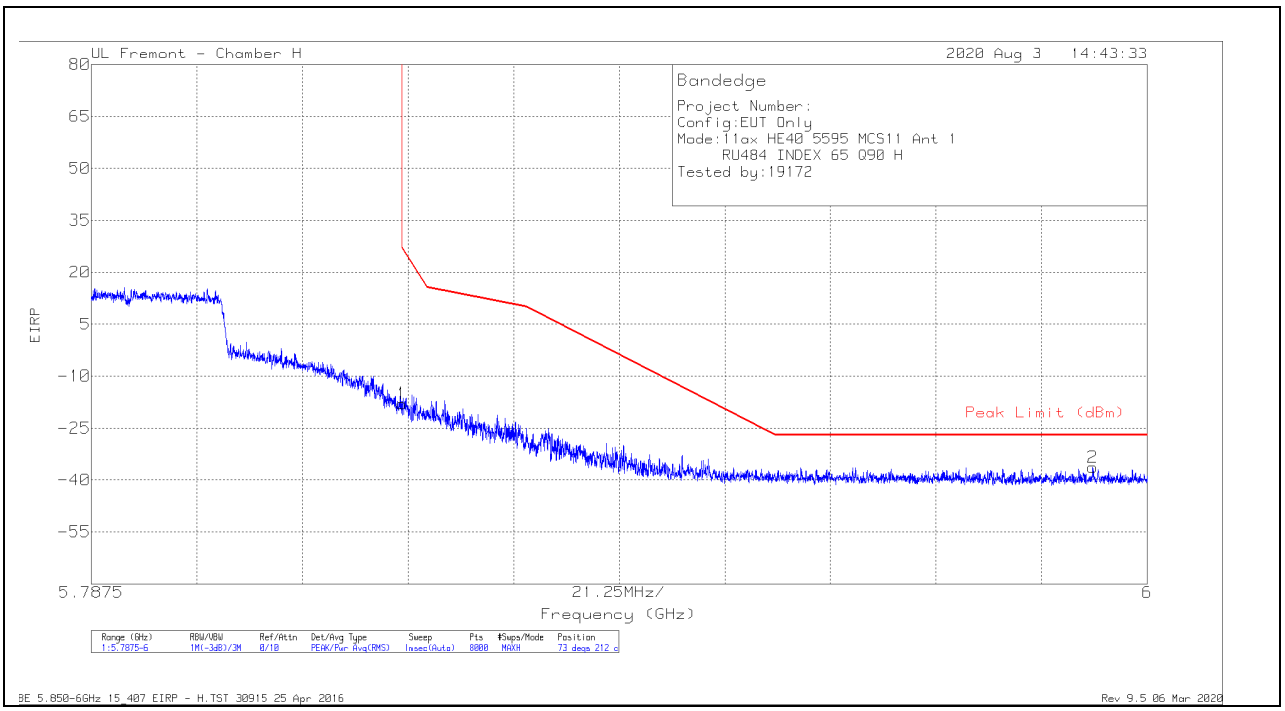

Marker	Frequency (GHz)	Meter Reading (dBm)	Det	AF T863 (dB/m)	Amp/Cbl/Fltr/Pad (dB)	Conversion Factor (dB)	Corrected Reading EIRP	Peak Limit (dBm)	PK Margin (dB)	Azimuth (Degs)	Height (cm)	Polarity
1	5.85001	-44.06	Pk	35	-20.7	11.8	-17.96	26.98	-44.94	73	212	H
2	5.98903	-63.01	Pk	35.2	-20.3	11.8	-36.31	-27	-9.31	73	212	H

Pk - Peak detector

UL VERIFICATION SERVICES INC.
47173 Benicia Street, Fremont, CA 94538; USA TEL:(510) 319-4000 FAX:(510) 661-0888
This report shall not be reproduced except in full, without the written approval of UL Verification Services Inc.

VERTICAL RESULT

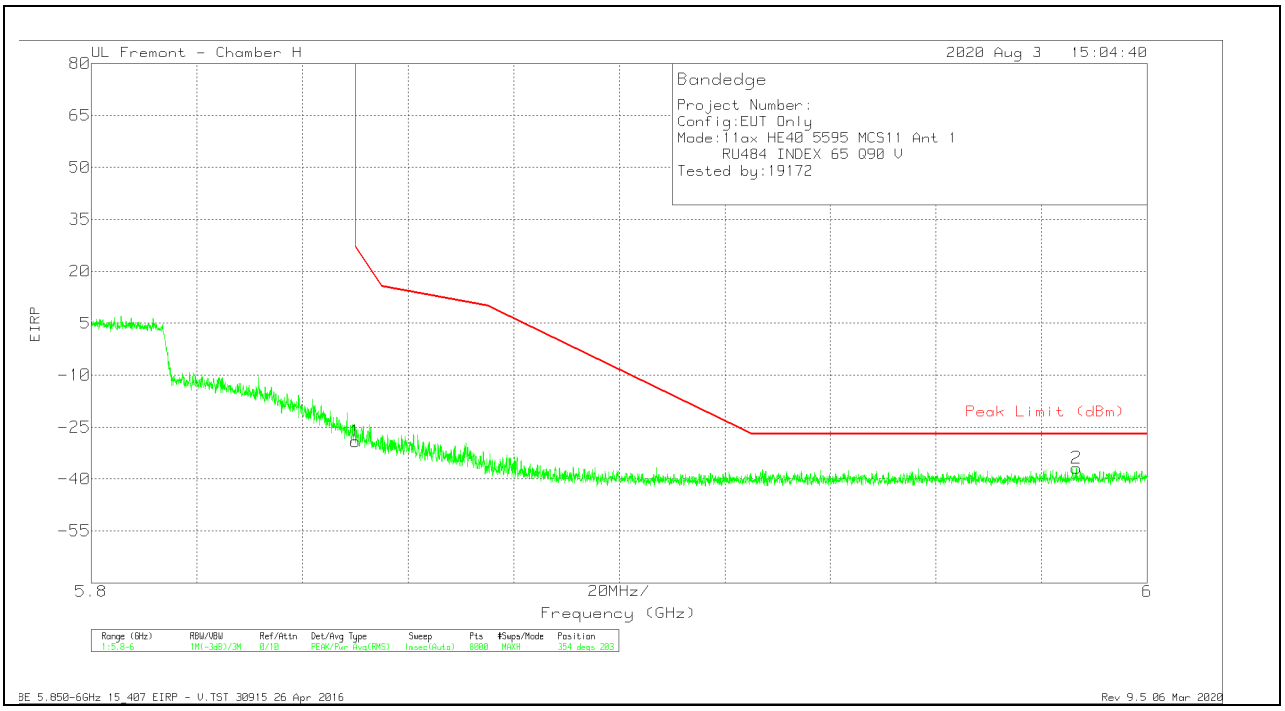

Marker	Frequency (GHz)	Meter Reading (dBm)	Det	AF T863 (dB/m)	Amp/Cbl/Fltr/Pad (dB)	Conversion Factor (dB)	Corrected Reading EIRP	Peak Limit (dBm)	PK Margin (dB)	Azimuth (Degs)	Height (cm)	Polarity
1	5.85001	-55.22	Pk	35	-20.7	11.8	-29.12	26.99	-56.11	354	203	V
2	5.9866	-63.51	Pk	35.2	-20.3	11.8	-36.81	-27	-9.81	354	203	V

Pk - Peak detector

UL VERIFICATION SERVICES INC.
47173 Benicia Street, Fremont, CA 94538; USA TEL:(510) 319-4000 FAX:(510) 661-0888
This report shall not be reproduced except in full, without the written approval of UL Verification Services Inc.

1TX Antenna 5 MODE – 26 Tones, RU Index 0

BANDEDGE (LOW CHANNEL)

HORIZONTAL RESULT

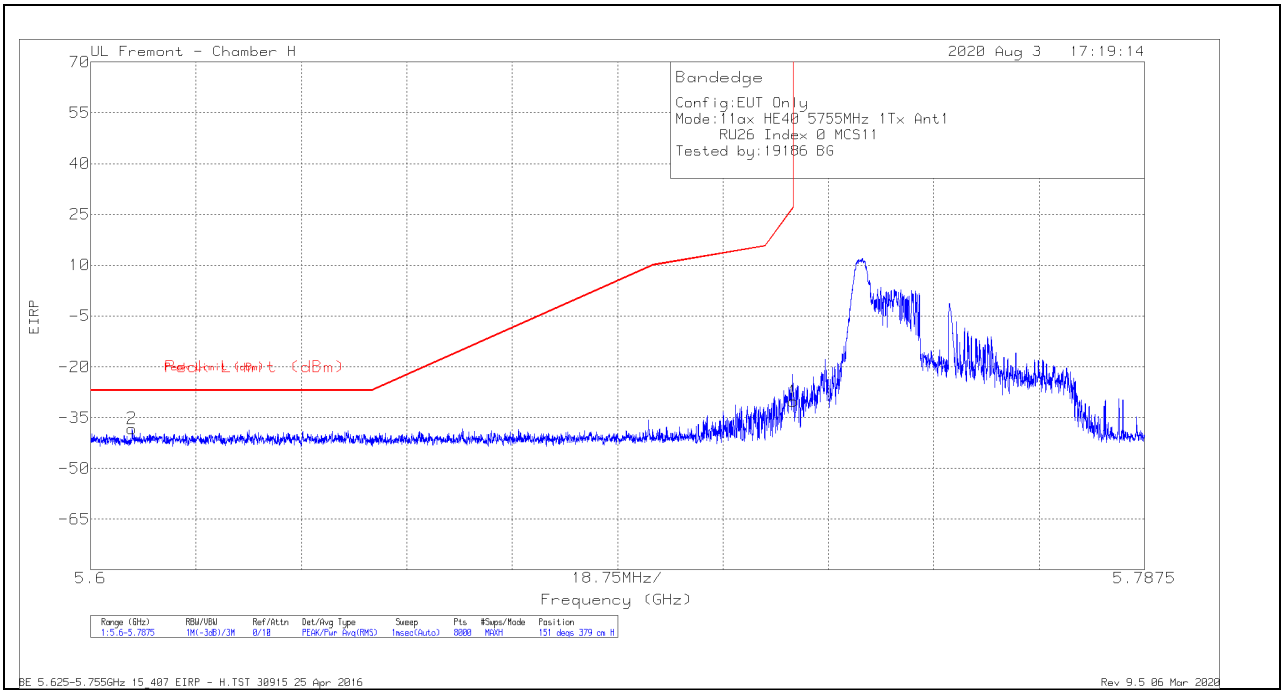

Marker	Frequency (GHz)	Meter Reading (dBm)	Det	AF T863 (dB/m)	Amp/Cbl/Fltr/Pad (dB)	Conversion Factor (dB)	Corrected Reading EIRP	Peak Limit (dBm)	PK Margin (dB)	Azimuth (Degs)	Height (cm)	Polarity
2	5.60736	-64.12	Pk	35.2	-21.1	11.8	-38.22	-27	-11.22	151	379	H
1	5.72498	-55.79	Pk	35	-21.1	11.8	-30.09	26.96	-57.05	151	379	H

Pk - Peak detector

UL VERIFICATION SERVICES INC.
47173 Benicia Street, Fremont, CA 94538; USA TEL:(510) 319-4000 FAX:(510) 661-0888
This report shall not be reproduced except in full, without the written approval of UL Verification Services Inc.

VERTICAL RESULT

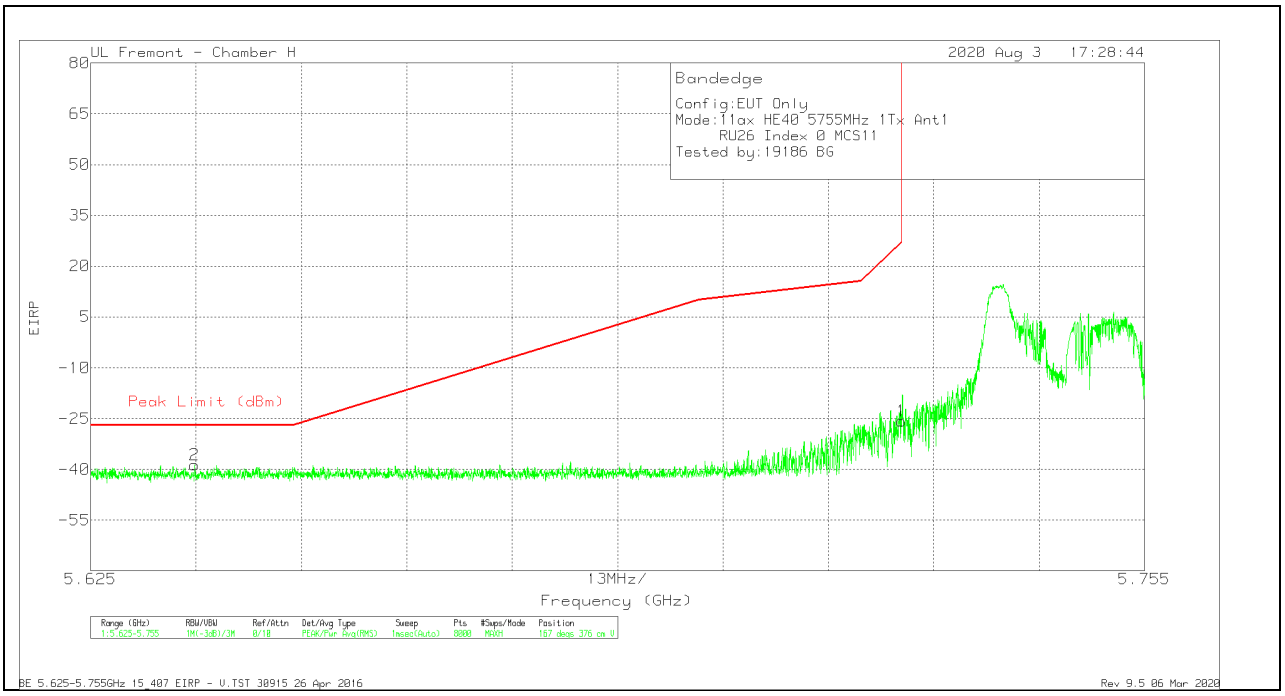

Marker	Frequency (GHz)	Meter Reading (dBm)	Det	AF T863 (dB/m)	Amp/Cbl/Fltr/Pad (dB)	Conversion Factor (dB)	Corrected Reading EIRP	Peak Limit (dBm)	PK Margin (dB)	Azimuth (Degs)	Height (cm)	Polarity
2	5.63782	-64.63	Pk	35.1	-21	11.8	-38.73	-27	-11.73	167	376	V
1	5.725	-51.39	Pk	35	-21.1	11.8	-25.69	27	-52.69	167	376	V

Pk - Peak detector

UL VERIFICATION SERVICES INC.
47173 Benicia Street, Fremont, CA 94538; USA TEL:(510) 319-4000 FAX:(510) 661-0888
This report shall not be reproduced except in full, without the written approval of UL Verification Services Inc.

1TX Antenna 5 MODE – 26 Tones, RU Index 8

BANDEDGE (HIGH CHANNEL)

HORIZONTAL RESULT

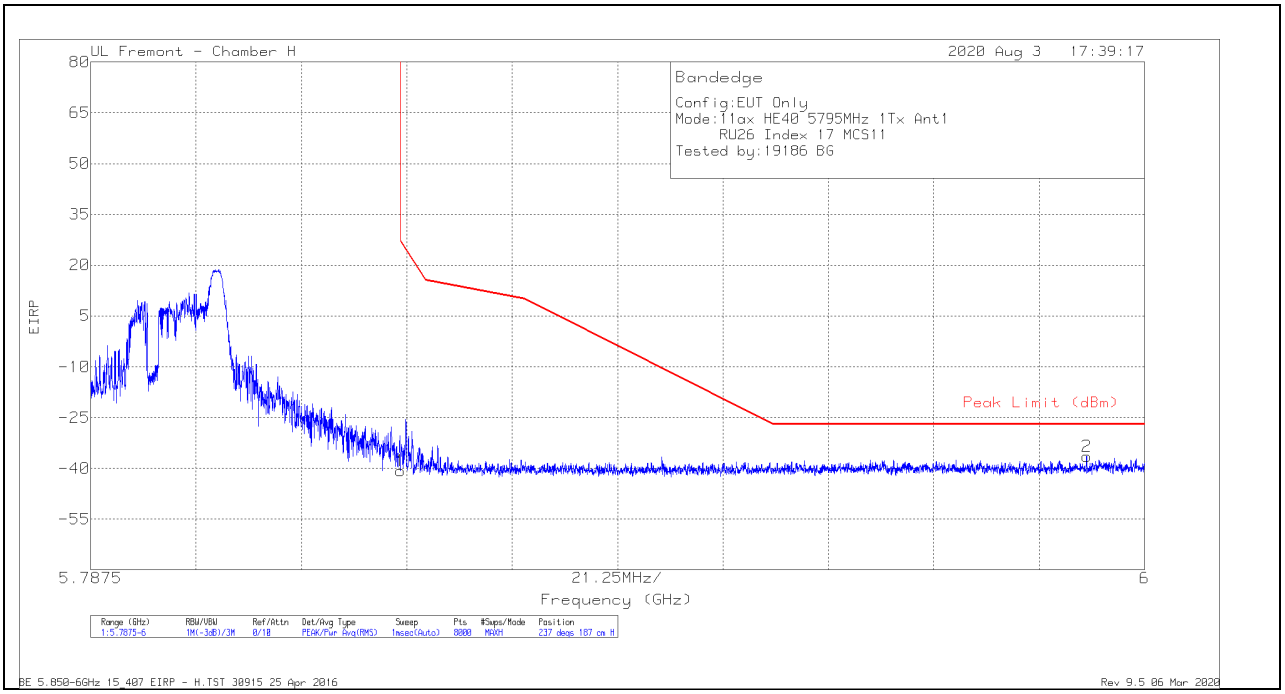

Marker	Frequency (GHz)	Meter Reading (dBm)	Det	AF T863 (dB/m)	Amp/Cbl/Fltr/Pad (dB)	Conversion Factor (dB)	Corrected Reading EIRP	Peak Limit (dBm)	PK Margin (dB)	Azimuth (Degs)	Height (cm)	Polarity
1	5.85001	-66.78	Pk	35	-20.7	11.8	-40.68	26.98	-67.66	237	187	H
2	5.98834	-63.08	Pk	35.2	-20.3	11.8	-36.38	-27	-9.38	237	187	H

Pk - Peak detector

UL VERIFICATION SERVICES INC.
47173 Benicia Street, Fremont, CA 94538; USA TEL:(510) 319-4000 FAX:(510) 661-0888
This report shall not be reproduced except in full, without the written approval of UL Verification Services Inc.

VERTICAL RESULT

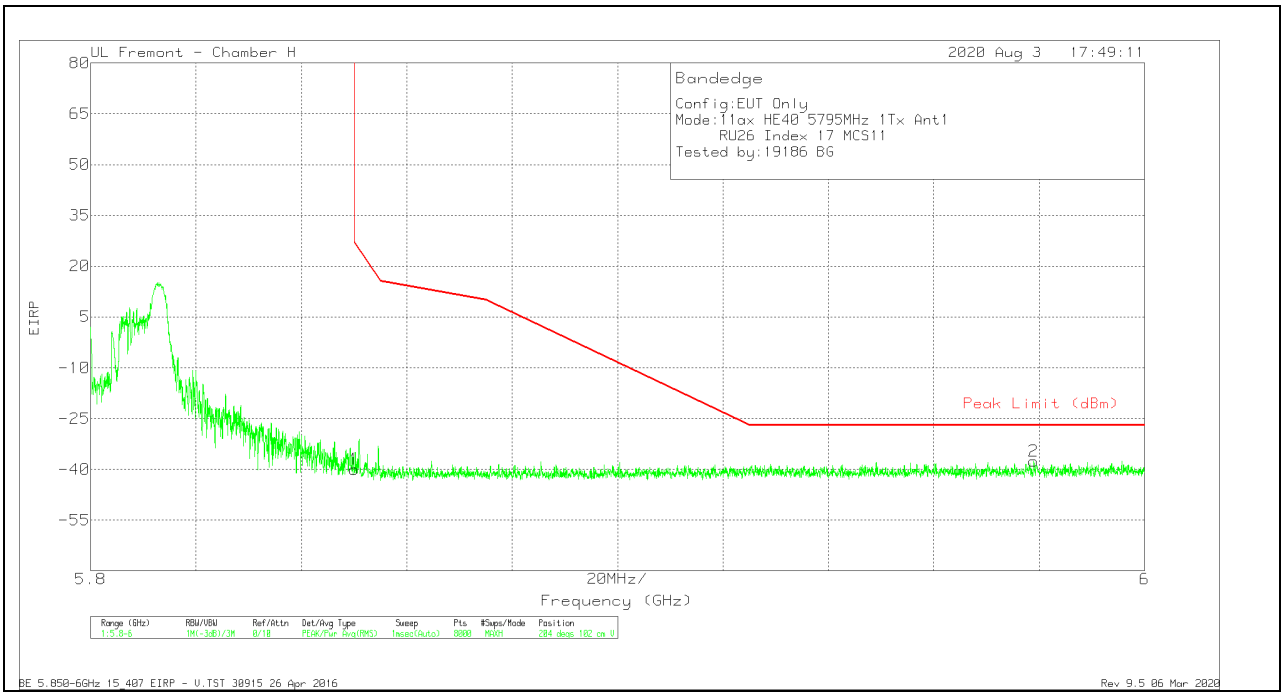

Marker	Frequency (GHz)	Meter Reading (dBm)	Det	AF T863 (dB/m)	Amp/Cbl/Fltr/Pad (dB)	Conversion Factor (dB)	Corrected Reading EIRP	Peak Limit (dBm)	PK Margin (dB)	Azimuth (Degs)	Height (cm)	Polarity
1	5.85001	-66.04	Pk	35	-20.7	11.8	-39.94	26.99	-66.93	204	102	V
2	5.97897	-64.17	Pk	35.2	-20.4	11.8	-37.57	-27	-10.57	204	102	V

Pk - Peak detector

UL VERIFICATION SERVICES INC.
47173 Benicia Street, Fremont, CA 94538; USA TEL:(510) 319-4000 FAX:(510) 661-0888
This report shall not be reproduced except in full, without the written approval of UL Verification Services Inc.

1TX Antenna 6 MODE – 484 Tones, RU Index 65

BANDEDGE (LOW CHANNEL)

HORIZONTAL RESULT

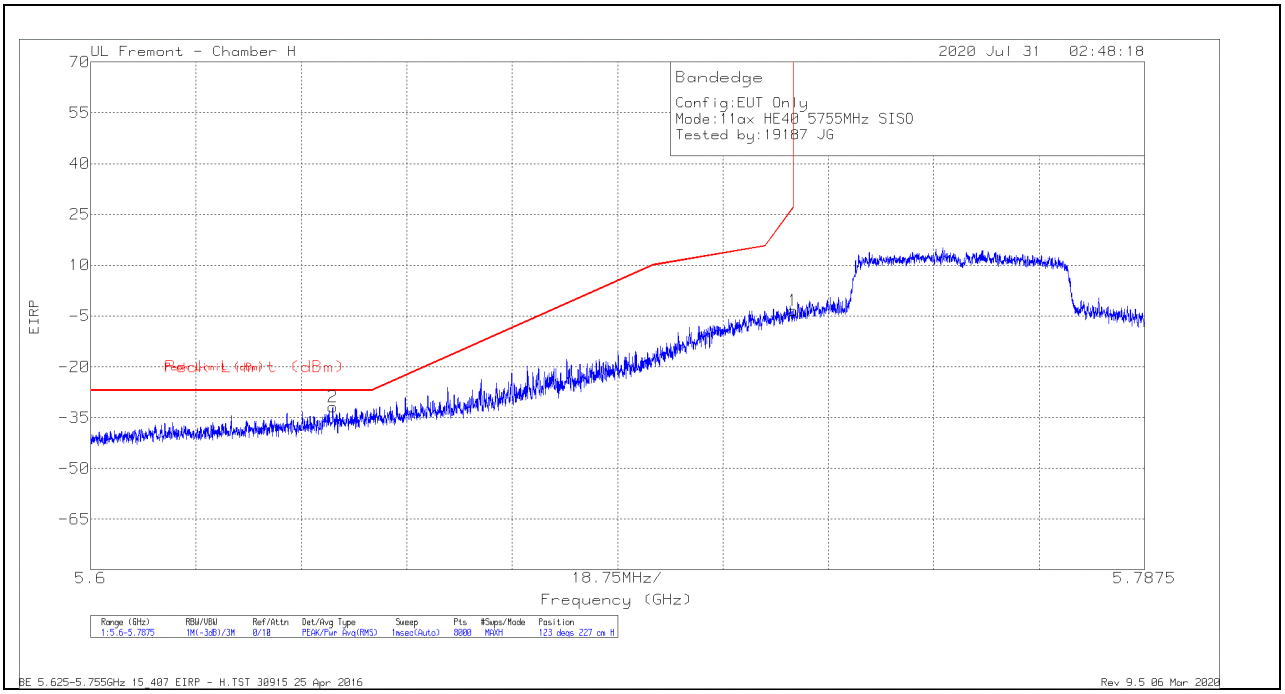

Marker	Frequency (GHz)	Meter Reading (dBm)	Det	AF T863 (dB/m)	Amp/Cbl/Fltr/Pad (dB)	Conversion Factor (dB)	Corrected Reading EIRP	Peak Limit (dBm)	PK Margin (dB)	Azimuth (Degs)	Height (cm)	Polarity
2	5.64306	-57.82	Pk	35.2	-21.1	11.8	-31.92	-27	-4.92	123	227	H
1	5.72498	-28.98	Pk	35	-21.1	11.8	-3.28	26.96	-30.24	123	227	H

Pk - Peak detector

UL VERIFICATION SERVICES INC.
47173 Benicia Street, Fremont, CA 94538; USA TEL:(510) 319-4000 FAX:(510) 661-0888
This report shall not be reproduced except in full, without the written approval of UL Verification Services Inc.

VERTICAL RESULT

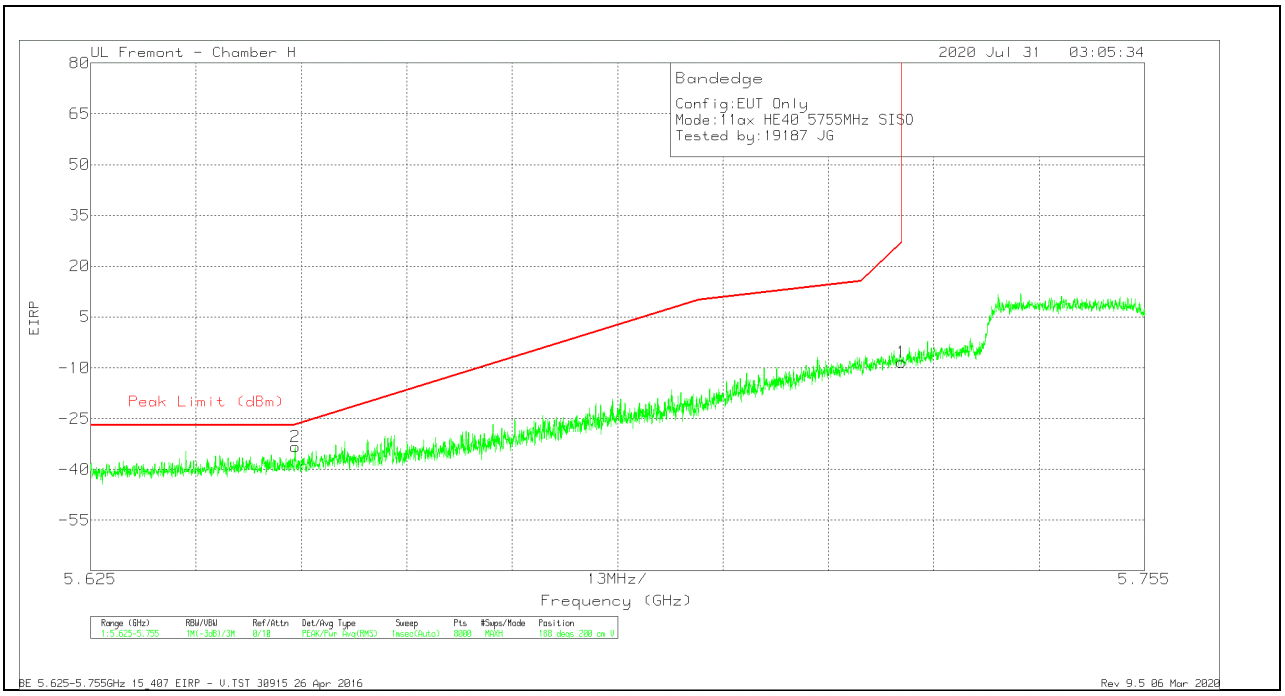

Marker	Frequency (GHz)	Meter Reading (dBm)	Det	AF T863 (dB/m)	Amp/Cbl/Fltr/Pad (dB)	Conversion Factor (dB)	Corrected Reading EIRP	Peak Limit (dBm)	PK Margin (dB)	Azimuth (Degs)	Height (cm)	Polarity
2	5.65022	-59.16	Pk	35.1	-21.1	11.8	-33.36	-26.83	-6.53	188	200	V
1	5.725	-34.02	Pk	35	-21.1	11.8	-8.32	27	-35.32	188	200	V

Pk - Peak detector

UL VERIFICATION SERVICES INC.
47173 Benicia Street, Fremont, CA 94538; USA TEL:(510) 319-4000 FAX:(510) 661-0888
This report shall not be reproduced except in full, without the written approval of UL Verification Services Inc.

1TX Antenna 6 MODE – 484 Tones, RU Index 65

BANDEDGE (HIGH CHANNEL)

HORIZONTAL RESULT

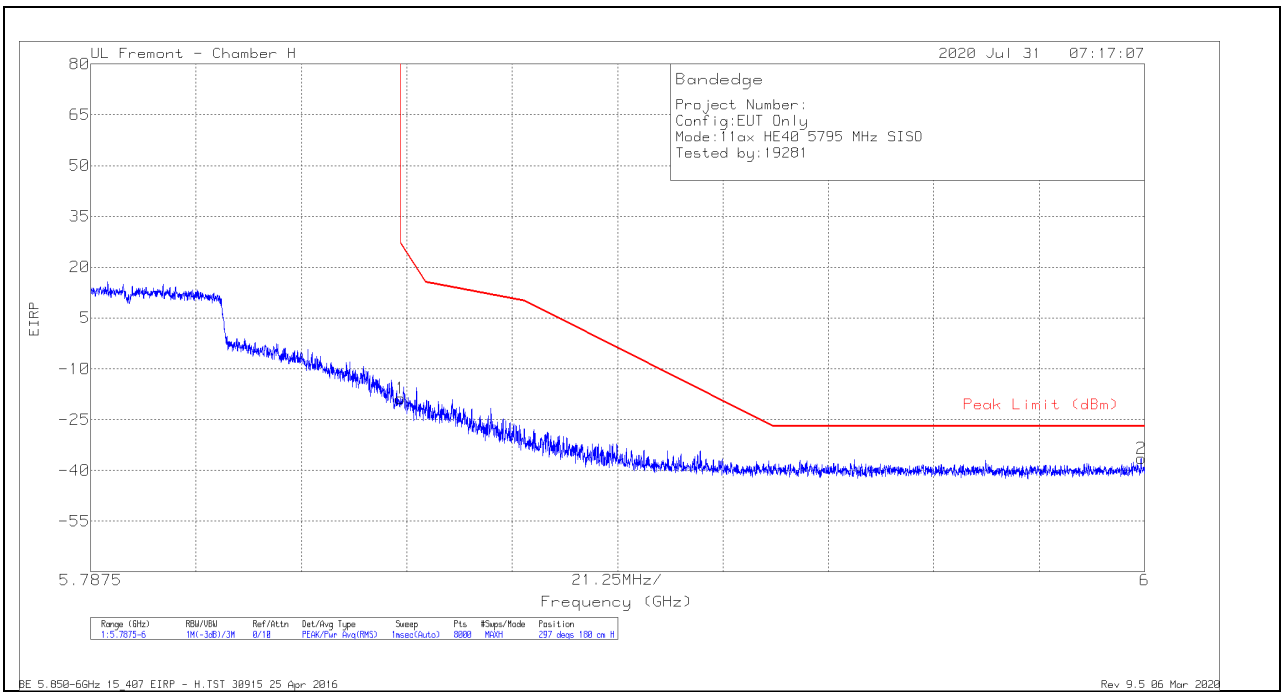

Marker	Frequency (GHz)	Meter Reading (dBm)	Det	AF T863 (dB/m)	Amp/Cbl/Fltr/Pad (dB)	Conversion Factor (dB)	Corrected Reading EIRP	Peak Limit (dBm)	PK Margin (dB)	Azimuth (Degs)	Height (cm)	Polarity
1	5.85001	-44.84	Pk	35	-20.7	11.8	-18.74	26.98	-45.72	297	180	H
2	5.99931	-63.32	Pk	35.3	-20.3	11.8	-36.52	-27	-9.52	297	180	H

Pk - Peak detector

UL VERIFICATION SERVICES INC.
47173 Benicia Street, Fremont, CA 94538; USA TEL:(510) 319-4000 FAX:(510) 661-0888
This report shall not be reproduced except in full, without the written approval of UL Verification Services Inc.

VERTICAL RESULT

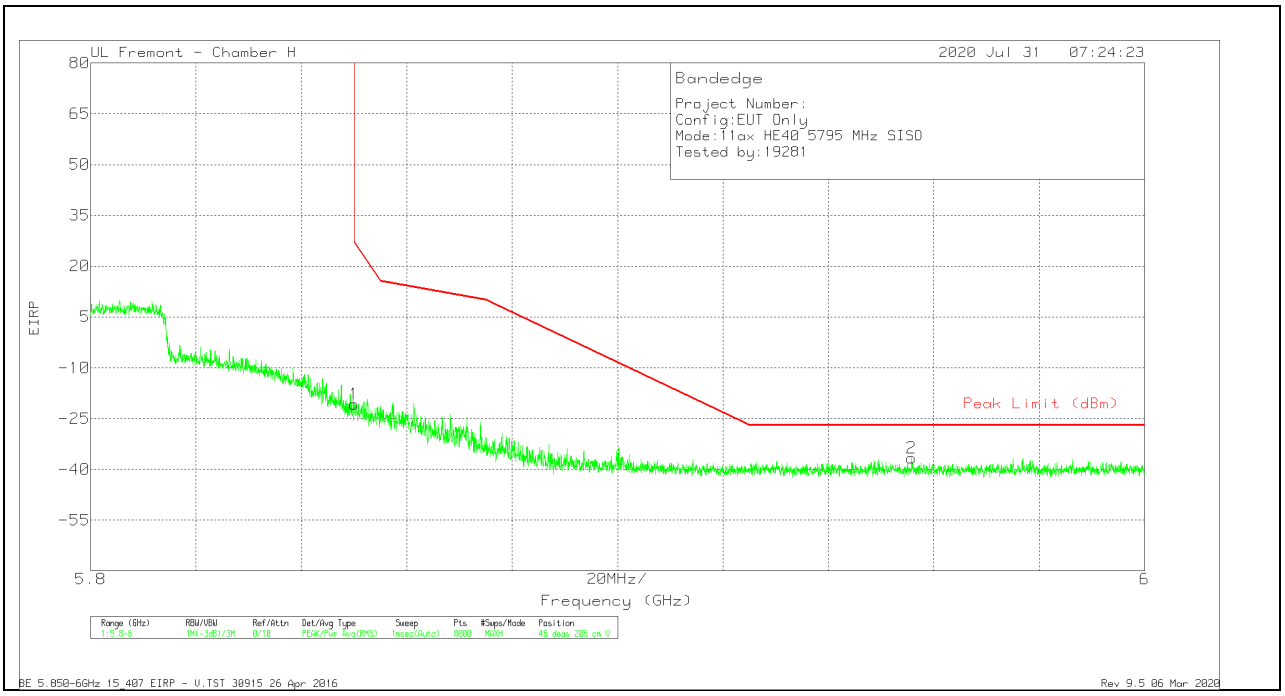

Marker	Frequency (GHz)	Meter Reading (dBm)	Det	AF T863 (dB/m)	Amp/Cbl/Fltr/Pad (dB)	Conversion Factor (dB)	Corrected Reading EIRP	Peak Limit (dBm)	PK Margin (dB)	Azimuth (Degs)	Height (cm)	Polarity
1	5.85001	-46.78	Pk	35	-20.7	11.8	-20.68	26.99	-47.67	46	206	V
2	5.95582	-63.23	Pk	35.1	-20.3	11.8	-36.63	-27	-9.63	46	206	V

Pk - Peak detector

UL VERIFICATION SERVICES INC.
47173 Benicia Street, Fremont, CA 94538; USA TEL:(510) 319-4000 FAX:(510) 661-0888
This report shall not be reproduced except in full, without the written approval of UL Verification Services Inc.

1TX Antenna 6 MODE – 26 Tones, RU Index 0

BANDEDGE (LOW CHANNEL)

HORIZONTAL RESULT

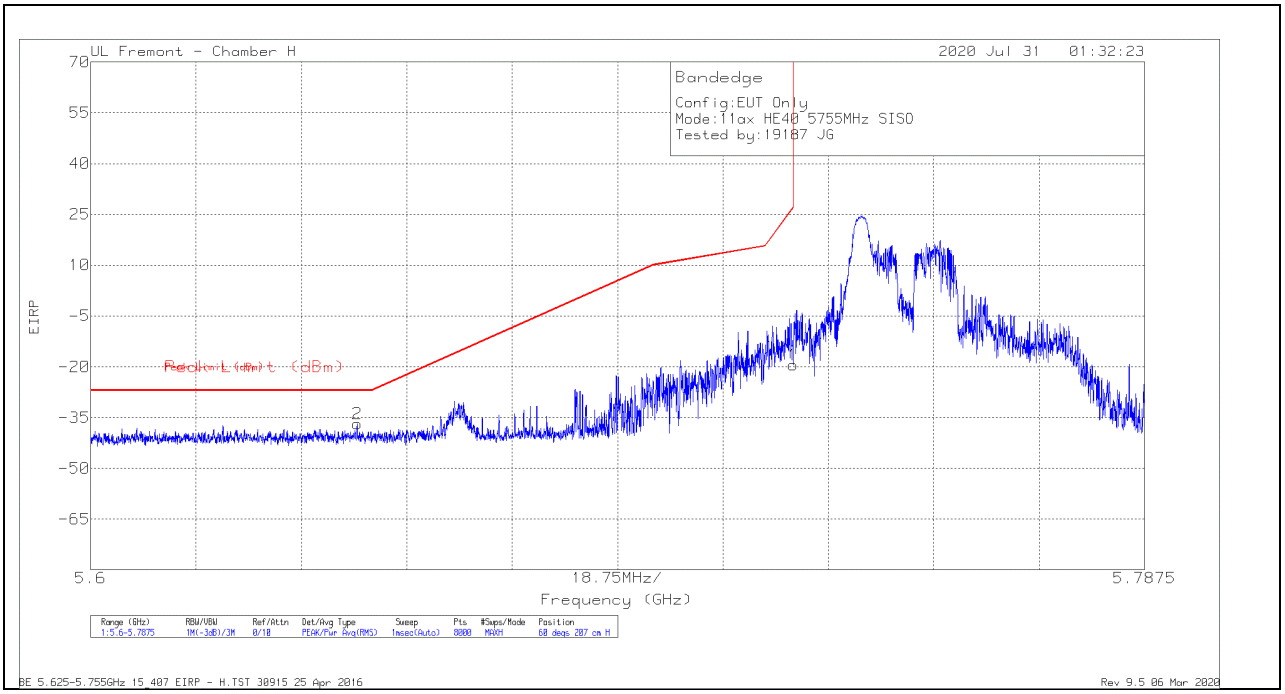

Marker	Frequency (GHz)	Meter Reading (dBm)	Det	AF T863 (dB/m)	Amp/Cbl/Fltr/Pad (dB)	Conversion Factor (dB)	Corrected Reading EIRP	Peak Limit (dBm)	PK Margin (dB)	Azimuth (Degs)	Height (cm)	Polarity
2	5.64742	-62.8	Pk	35.1	-21	11.8	-36.9	-27	-9.9	60	207	H
1	5.72498	-45.1	Pk	35	-21.1	11.8	-19.4	26.96	-46.36	60	207	H

Pk - Peak detector

UL VERIFICATION SERVICES INC.
47173 Benicia Street, Fremont, CA 94538; USA TEL:(510) 319-4000 FAX:(510) 661-0888
This report shall not be reproduced except in full, without the written approval of UL Verification Services Inc.

VERTICAL RESULT

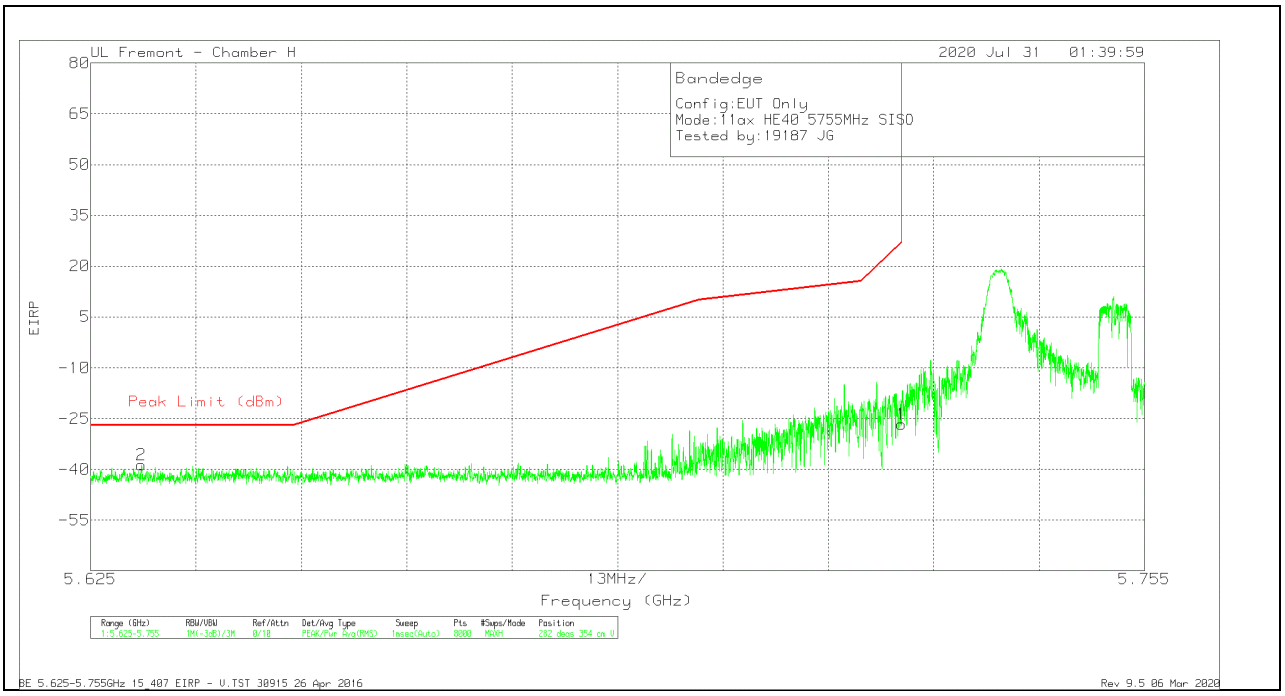

Marker	Frequency (GHz)	Meter Reading (dBm)	Det	AF T863 (dB/m)	Amp/Cbl/Fltr/Pad (dB)	Conversion Factor (dB)	Corrected Reading EIRP	Peak Limit (dBm)	PK Margin (dB)	Azimuth (Degs)	Height (cm)	Polarity
2	5.63127	-64.47	Pk	35.1	-21.1	11.8	-38.67	-27	-11.67	282	354	V
1	5.725	-52.35	Pk	35	-21.1	11.8	-26.65	27	-53.65	282	354	V

Pk - Peak detector

UL VERIFICATION SERVICES INC.
47173 Benicia Street, Fremont, CA 94538; USA TEL:(510) 319-4000 FAX:(510) 661-0888
This report shall not be reproduced except in full, without the written approval of UL Verification Services Inc.

1TX Antenna 6 MODE – 26 Tones, RU Index 17

BANDEDGE (HIGH CHANNEL)

HORIZONTAL RESULT

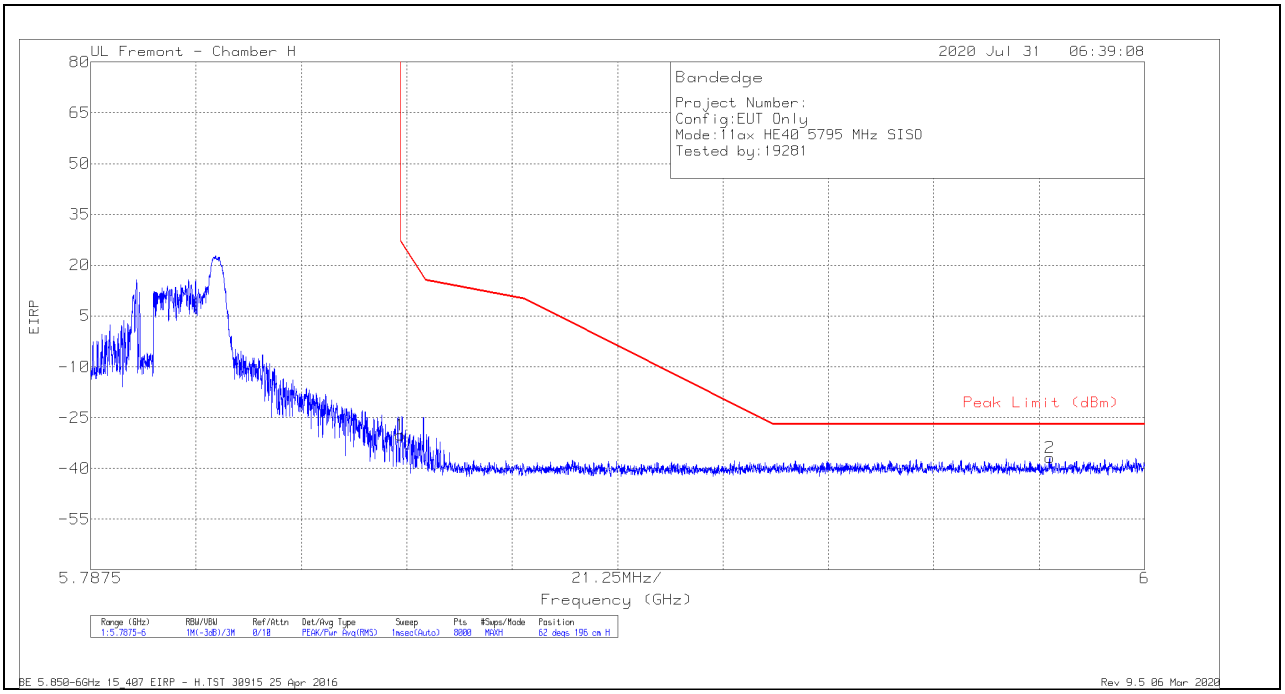

Marker	Frequency (GHz)	Meter Reading (dBm)	Det	AF T863 (dB/m)	Amp/Cbl/Fltr/Pad (dB)	Conversion Factor (dB)	Corrected Reading EIRP	Peak Limit (dBm)	PK Margin (dB)	Azimuth (Degs)	Height (cm)	Polarity
1	5.85001	-56.23	Pk	35	-20.7	11.8	-30.13	26.98	-57.11	62	196	H
2	5.98087	-63.35	Pk	35.2	-20.4	11.8	-36.75	-27	-9.75	62	196	H

Pk - Peak detector

UL VERIFICATION SERVICES INC.
47173 Benicia Street, Fremont, CA 94538; USA TEL:(510) 319-4000 FAX:(510) 661-0888
This report shall not be reproduced except in full, without the written approval of UL Verification Services Inc.

VERTICAL RESULT

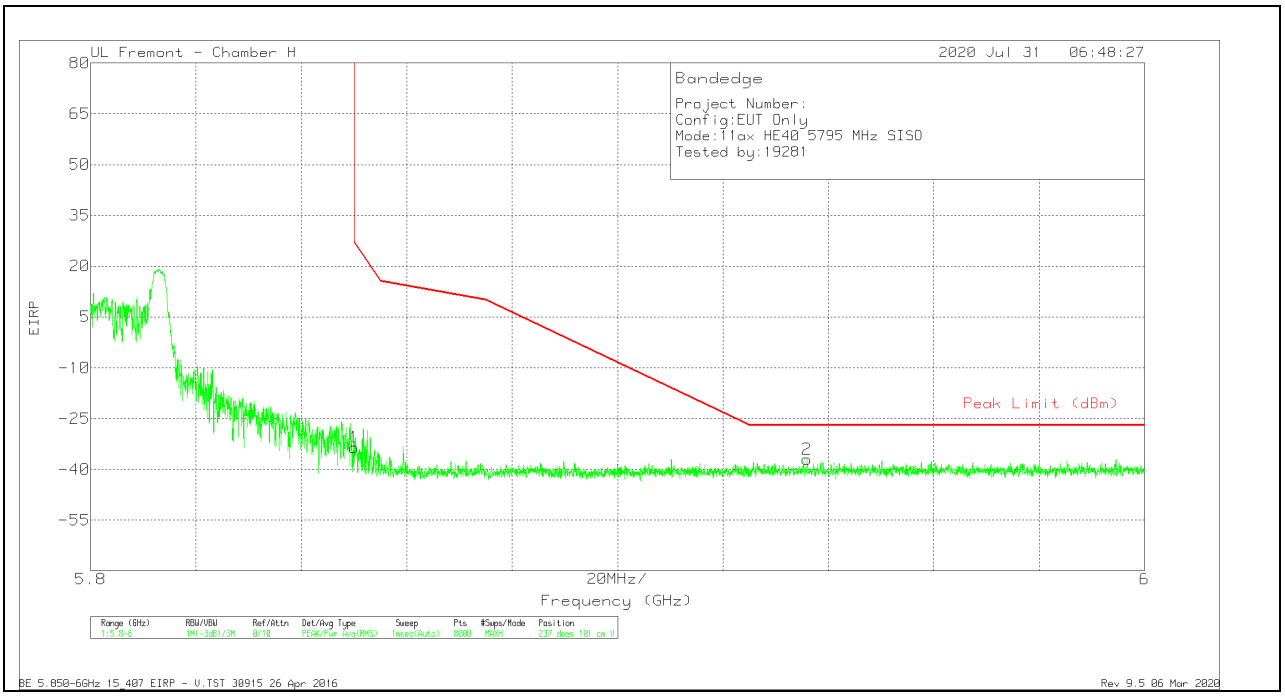

Marker	Frequency (GHz)	Meter Reading (dBm)	Det	AF T863 (dB/m)	Amp/Cbl/Fltr/Pad (dB)	Conversion Factor (dB)	Corrected Reading EIRP	Peak Limit (dBm)	PK Margin (dB)	Azimuth (Degs)	Height (cm)	Polarity
1	5.85001	-59.51	Pk	35	-20.7	11.8	-33.41	26.99	-60.4	237	101	V
2	5.93594	-63.47	Pk	35.1	-20.4	11.8	-36.97	-27	-9.97	237	101	V

Pk - Peak detector

UL VERIFICATION SERVICES INC.
47173 Benicia Street, Fremont, CA 94538; USA TEL:(510) 319-4000 FAX:(510) 661-0888
This report shall not be reproduced except in full, without the written approval of UL Verification Services Inc.

2TX Antenna 5 + Antenna 6 OFDMA MODE – 484 Tones, RU Index 65

BANDEDGE (LOW CHANNEL)

HORIZONTAL RESULT

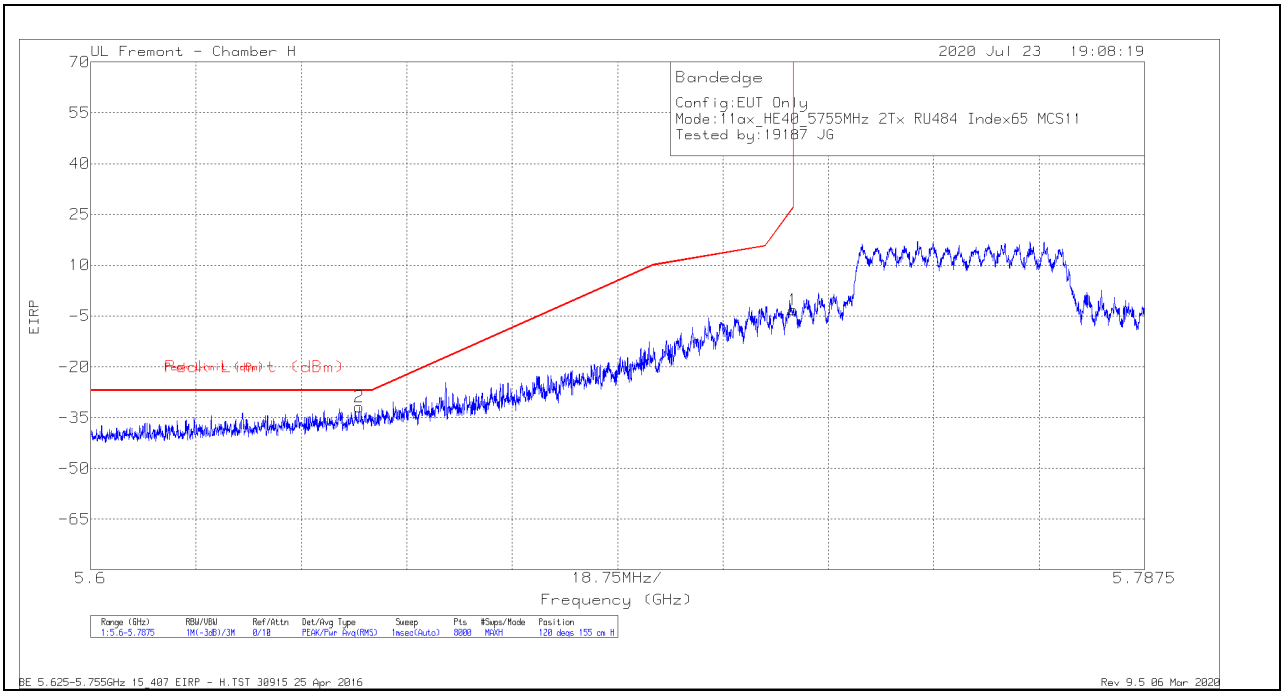

Marker	Frequency (GHz)	Meter Reading (dBm)	Det	AF T863 (dB/m)	Amp/Cbl/Fltr/Pad (dB)	Conversion Factor (dB)	Corrected Reading EIRP	Peak Limit (dBm)	PK Margin (dB)	Azimuth (Degs)	Height (cm)	Polarity
2	5.64777	-57.81	Pk	35.1	-21	11.8	-31.91	-27	-4.91	120	155	H
1	5.72498	-28.82	Pk	35	-21.1	11.8	-3.12	26.96	-30.08	120	155	H

Pk - Peak detector

UL VERIFICATION SERVICES INC.
47173 Benicia Street, Fremont, CA 94538; USA TEL:(510) 319-4000 FAX:(510) 661-0888
This report shall not be reproduced except in full, without the written approval of UL Verification Services Inc.

VERTICAL RESULT

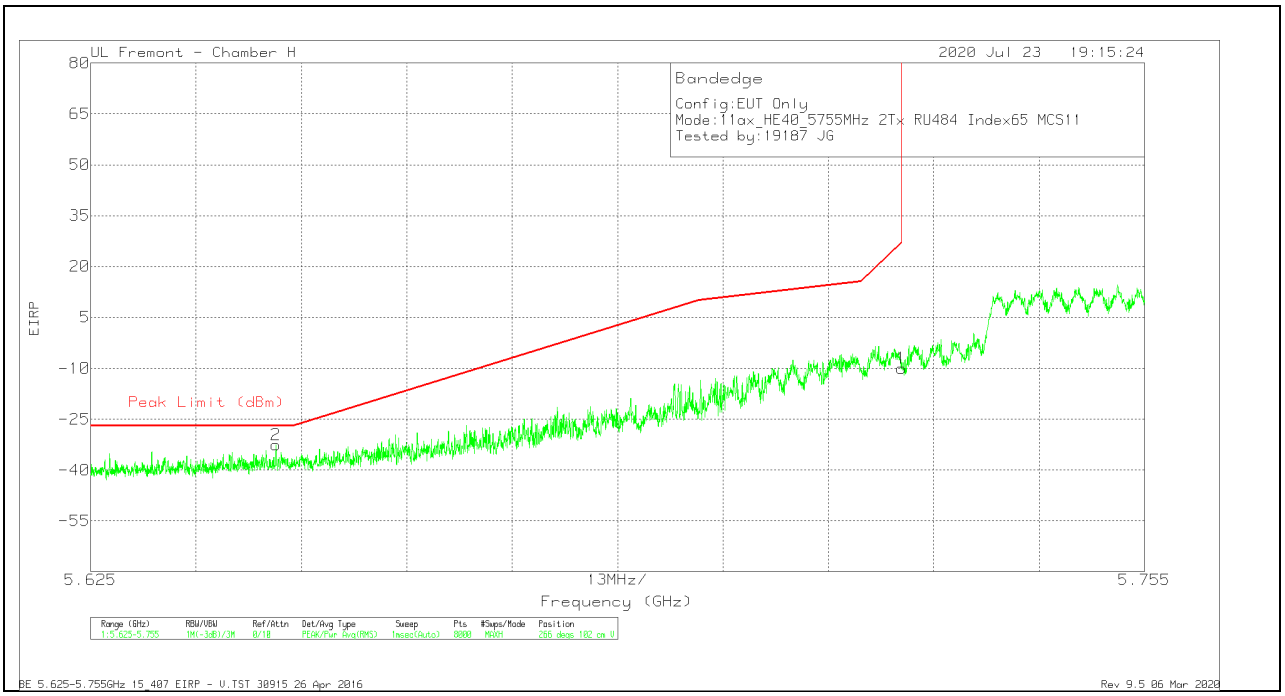

Marker	Frequency (GHz)	Meter Reading (dBm)	Det	AF T863 (dB/m)	Amp/Cbl/Fltr/Pad (dB)	Conversion Factor (dB)	Corrected Reading EIRP	Peak Limit (dBm)	PK Margin (dB)	Azimuth (Degs)	Height (cm)	Polarity
2	5.64785	-58.53	Pk	35.1	-21	11.8	-32.63	-27	-5.63	266	102	V
1	5.725	-35.63	Pk	35	-21.1	11.8	-9.93	27	-36.93	266	102	V

Pk - Peak detector

UL VERIFICATION SERVICES INC.
47173 Benicia Street, Fremont, CA 94538; USA TEL:(510) 319-4000 FAX:(510) 661-0888
This report shall not be reproduced except in full, without the written approval of UL Verification Services Inc.

2TX Antenna 5 + Antenna 6 OFDMA MODE – 484 Tones, RU Index 65

BANDEDGE (HIGH CHANNEL)

HORIZONTAL RESULT

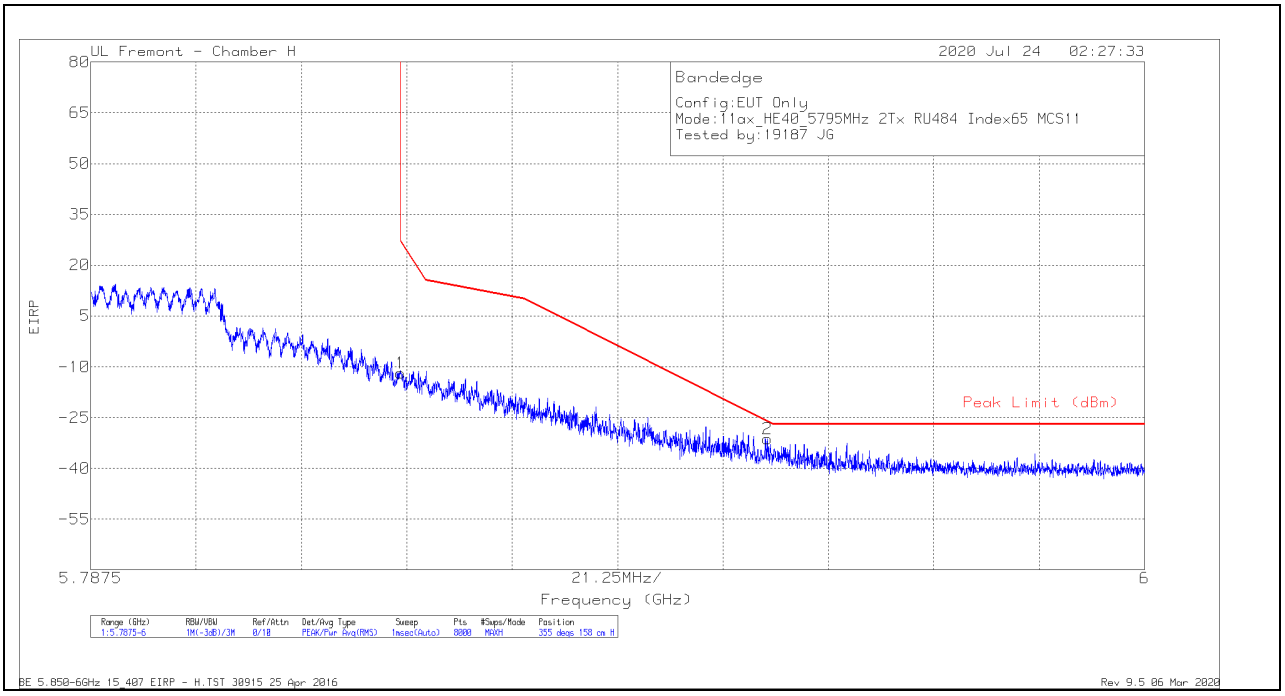

Marker	Frequency (GHz)	Meter Reading (dBm)	Det	AF T863 (dB/m)	Amp/Cbl/Fltr/Pad (dB)	Conversion Factor (dB)	Corrected Reading EIRP	Peak Limit (dBm)	PK Margin (dB)	Azimuth (Degs)	Height (cm)	Polarity
1	5.85001	-37.88	Pk	35	-20.7	11.8	-11.78	26.98	-38.76	355	158	H
2	5.92397	-57.84	Pk	35.1	-20.4	11.8	-31.34	-26.24	-5.1	355	158	H

Pk - Peak detector

UL VERIFICATION SERVICES INC.
47173 Benicia Street, Fremont, CA 94538; USA TEL:(510) 319-4000 FAX:(510) 661-0888
This report shall not be reproduced except in full, without the written approval of UL Verification Services Inc.

VERTICAL RESULT

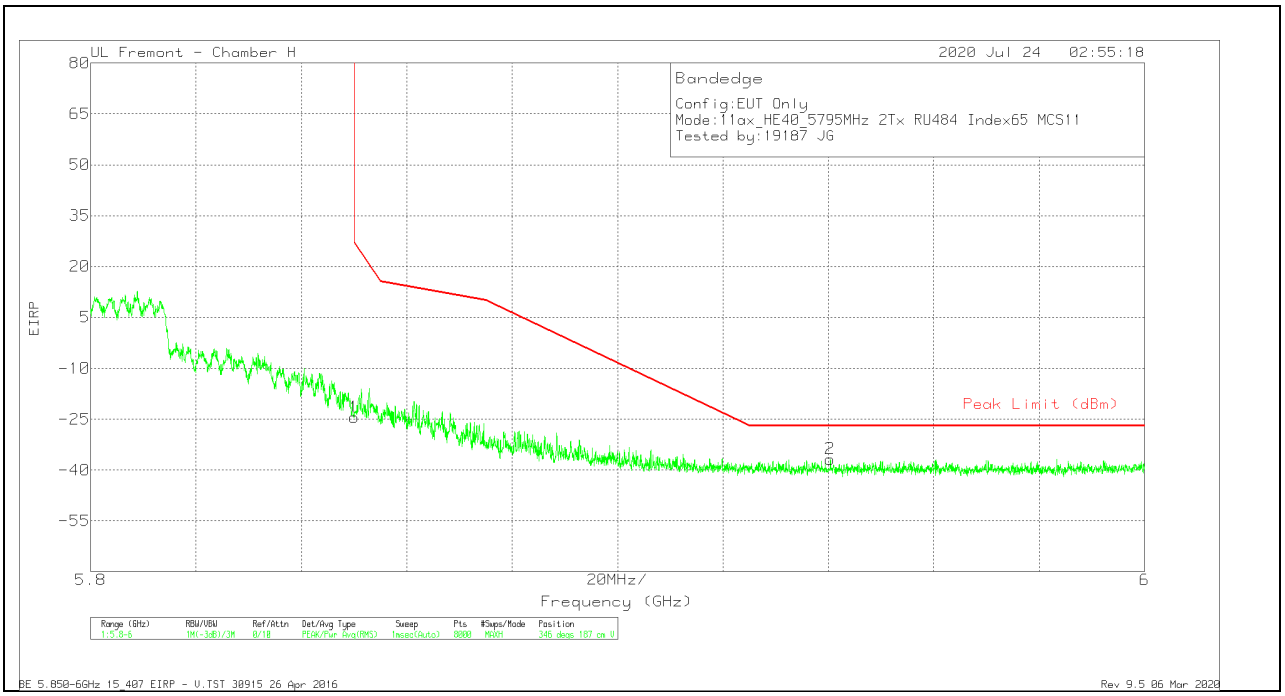

Marker	Frequency (GHz)	Meter Reading (dBm)	Det	AF T863 (dB/m)	Amp/Cbl/Fltr/Pad (dB)	Conversion Factor (dB)	Corrected Reading EIRP	Peak Limit (dBm)	PK Margin (dB)	Azimuth (Degs)	Height (cm)	Polarity
1	5.85001	-50.49	Pk	35	-20.7	11.8	-24.39	26.99	-51.38	346	187	V
2	5.94037	-63.22	Pk	35.1	-20.4	11.8	-36.72	-27	-9.72	346	187	V

Pk - Peak detector

UL VERIFICATION SERVICES INC.
47173 Benicia Street, Fremont, CA 94538; USA TEL:(510) 319-4000 FAX:(510) 661-0888
This report shall not be reproduced except in full, without the written approval of UL Verification Services Inc.

HARMONICS AND SPURIOUS EMISSIONS

484 Tones, RU Index 65 RESULTS

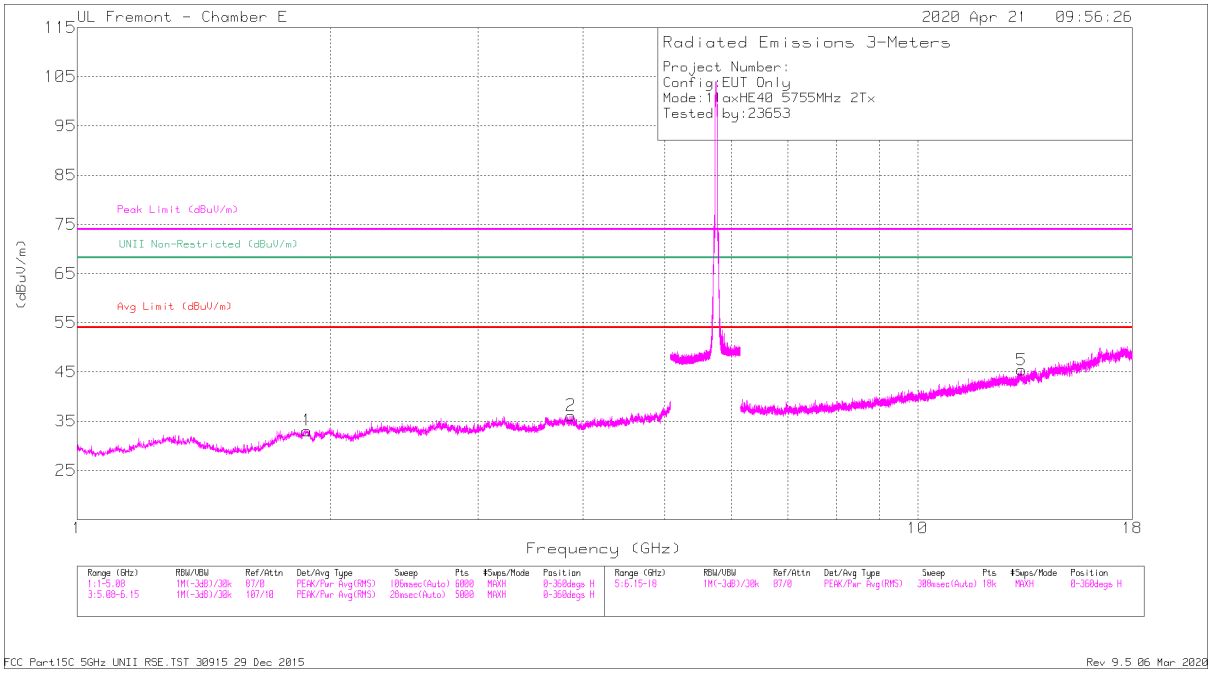

HORIZONTAL

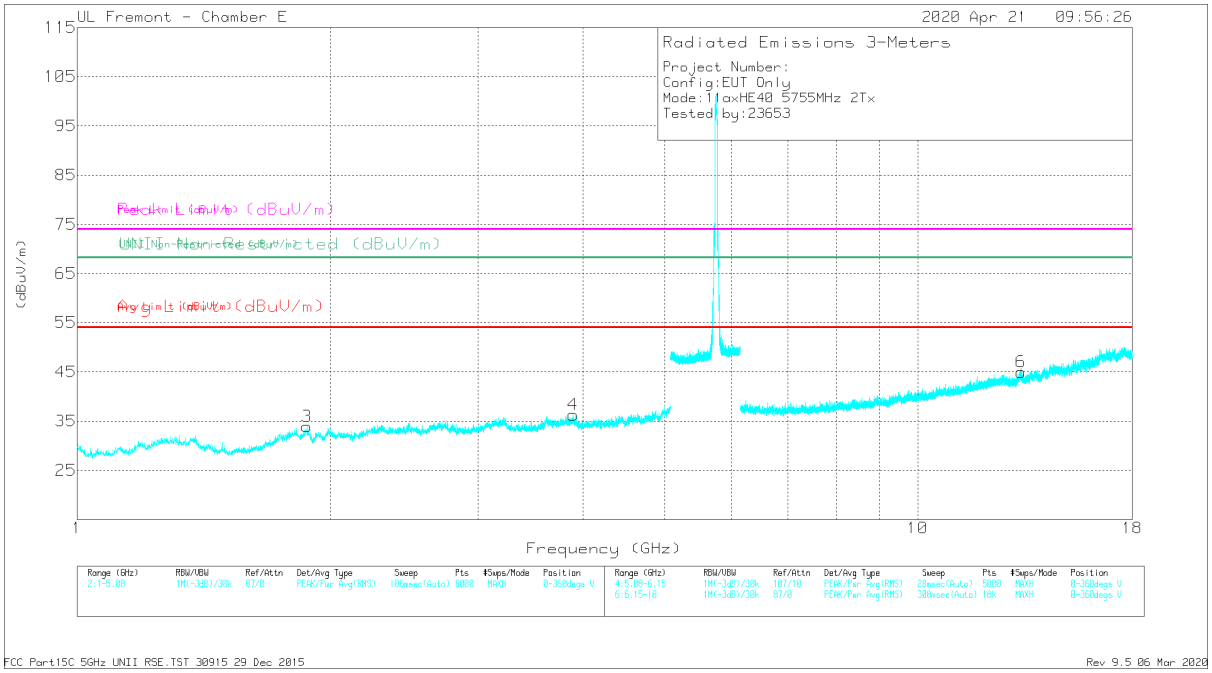

VERTICAL

UL VERIFICATION SERVICES INC.
47173 Benicia Street, Fremont, CA 94538; USA TEL:(510) 319-4000 FAX:(510) 661-0888
This report shall not be reproduced except in full, without the written approval of UL Verification Services Inc.

RADIATED EMISSIONS

Marker	Frequency (GHz)	Meter Reading (dBuV)	Det	AF T712 (dB/m)	Amp/Cbl/Fltr/Pad (dB)	Corrected Reading (dBuV/m)	Avg Limit (dBuV/m)	Margin (dB)	Peak Limit (dBuV/m)	PK Margin (dB)	UNII Non-Restricted (dBuV/m)	PK Margin (dB)	Azimuth (Degs)	Height (cm)	Polarity
2	* 3.86712	44.81	PK-U	33.6	-33.2	45.21	-	-	74	-28.79	-	-	329	355	H
	* 3.86863	31.28	ADR	33.6	-33.2	31.68	54	-22.32	-	-	-	-	329	355	H
4	* 3.89022	42.7	PK-U	33.7	-33.1	43.3	-	-	74	-30.7	-	-	271	325	V
	* 3.8928	31.08	ADR	33.7	-33.1	31.68	54	-22.32	-	-	-	-	271	325	V
5	* 13.29258	34.78	PK-U	39.3	-22.5	51.58	-	-	74	-22.42	-	-	132	323	H
	* 13.29194	23.26	ADR	39.3	-22.5	40.06	54	-13.94	-	-	-	-	132	323	H
6	* 13.27615	34.88	PK-U	39.2	-22.4	51.68	-	-	74	-22.32	-	-	142	223	V
	* 13.27765	23.39	ADR	39.2	-22.4	40.19	54	-13.81	-	-	-	-	142	223	V
1	1.87433	45.12	PK-U	31.2	-35.1	41.22	-	-	-	-	68.2	-26.98	359	346	V
	1.87499	33.06	ADR	31.2	-35.1	29.16	-	-	-	-	-	-	359	346	V
3	1.87501	32.72	ADR	31.2	-35.1	28.82	-	-	-	-	-	-	120	267	H
	1.87674	45.29	PK-U	31.2	-35.1	41.39	-	-	-	-	68.2	-26.81	120	267	H

* - indicates frequency in CFR47 Pt 15 / IC RSS-Restricted Band
PK-U - U-NII: Maximum Peak
ADR - U-NII AD primary method, RMS average

UL VERIFICATION SERVICES INC.
47173 Benicia Street, Fremont, CA 94538; USA TEL:(510) 319-4000 FAX:(510) 661-0888
This report shall not be reproduced except in full, without the written approval of UL Verification Services Inc.

2TX Antenna 5 + Antenna 6 OFDMA MODE – 26 Tones, RU Index 0

BANDEDGE (LOW CHANNEL)

HORIZONTAL RESULT

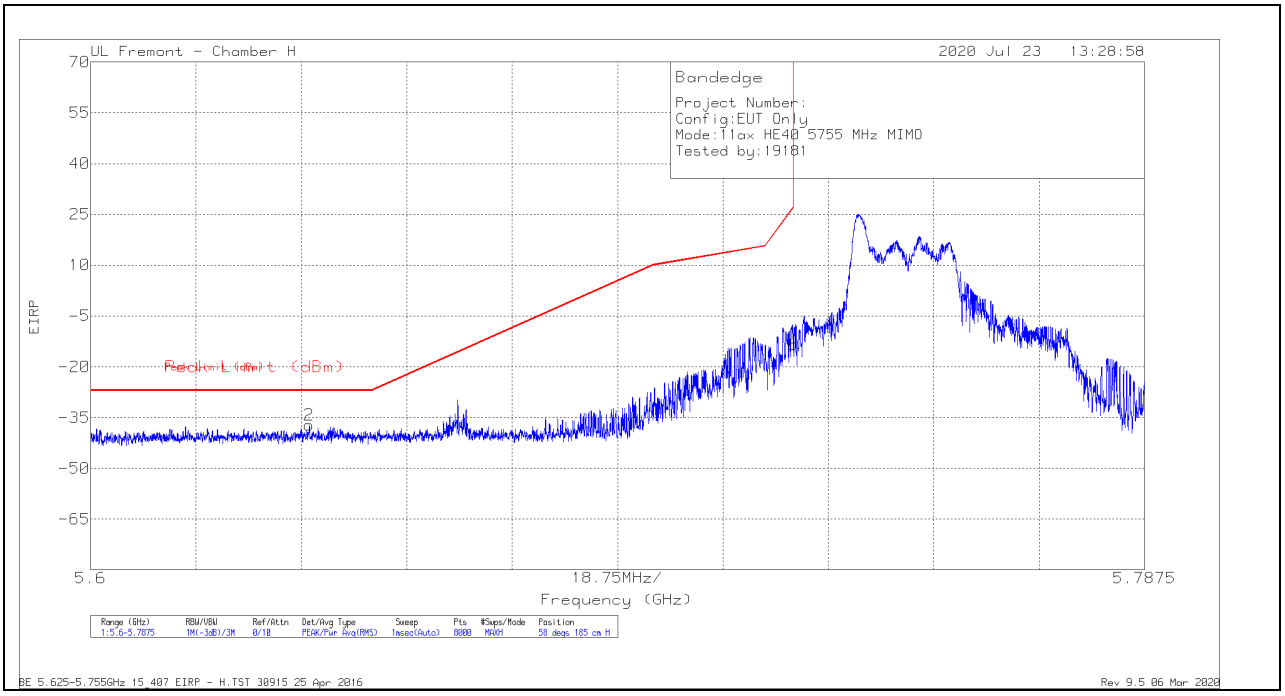

Marker	Frequency (GHz)	Meter Reading (dBm)	Det	AF T863 (dB/m)	Amp/Cbl/Fltr/Pad (dB)	Conversion Factor (dB)	DC Corr (dB)	Corrected Reading EIRP	Peak Limit (dBm)	PK Margin (dB)	Azimuth (Degs)	Height (cm)	Polarity
2	5.63889	-63.09	Pk	35.1	-21	11.8	0	-37.19	-27	-10.19	58	185	H
1	5.72498	-39.1	Pk	35	-21.1	11.8	0	-13.4	26.96	-40.36	58	185	H

Pk - Peak detector

UL VERIFICATION SERVICES INC.
47173 Benicia Street, Fremont, CA 94538; USA TEL:(510) 319-4000 FAX:(510) 661-0888
This report shall not be reproduced except in full, without the written approval of UL Verification Services Inc.

VERTICAL RESULT

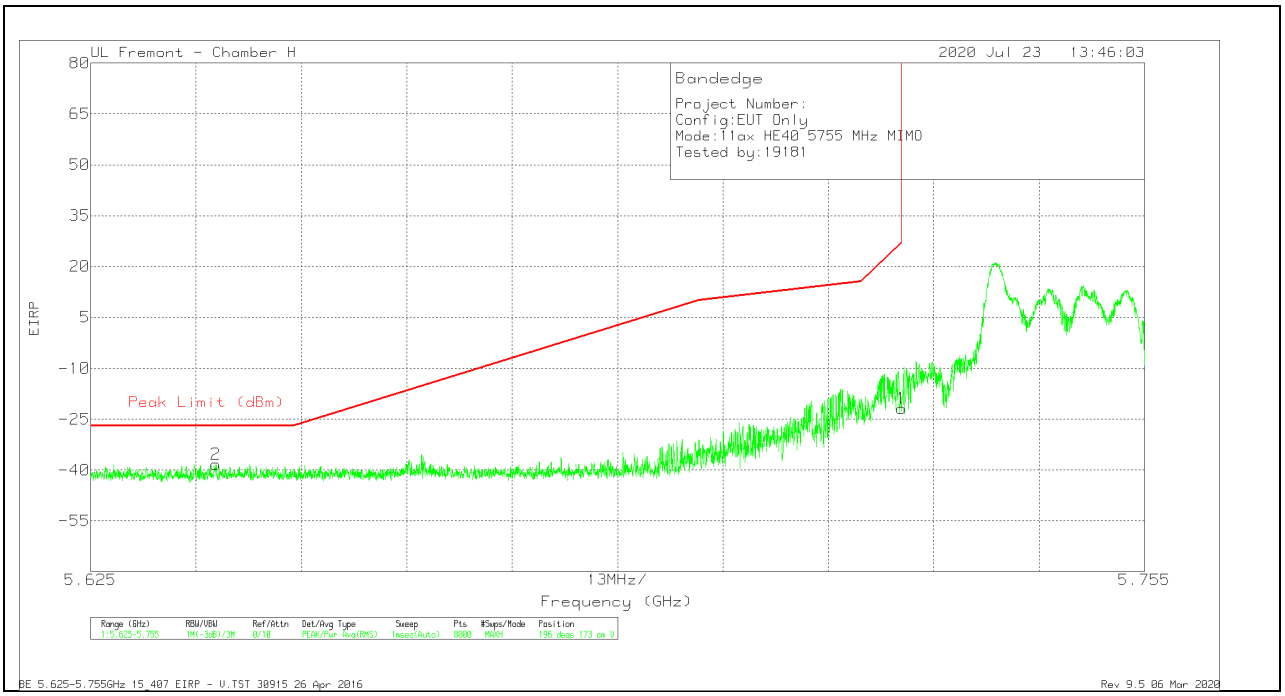

Marker	Frequency (GHz)	Meter Reading (dBm)	Det	AF T863 (dB/m)	Amp/Cbl/Fltr/Pad (dB)	Conversion Factor (dB)	Corrected Reading EIRP	Peak Limit (dBm)	PK Margin (dB)	Azimuth (Degs)	Height (cm)	Polarity
2	5.64047	-64.14	Pk	35.2	-21.1	11.8	-38.24	-27	-11.24	196	173	V
1	5.725	-47.59	Pk	35	-21.1	11.8	-21.89	27	-48.89	196	173	V

Pk - Peak detector

UL VERIFICATION SERVICES INC.
47173 Benicia Street, Fremont, CA 94538; USA TEL:(510) 319-4000 FAX:(510) 661-0888
This report shall not be reproduced except in full, without the written approval of UL Verification Services Inc.

2TX Antenna 5 + Antenna 6 OFDMA MODE – 26 Tones, RU Index 17

BANDEDGE (HIGH CHANNEL)

HORIZONTAL RESULT

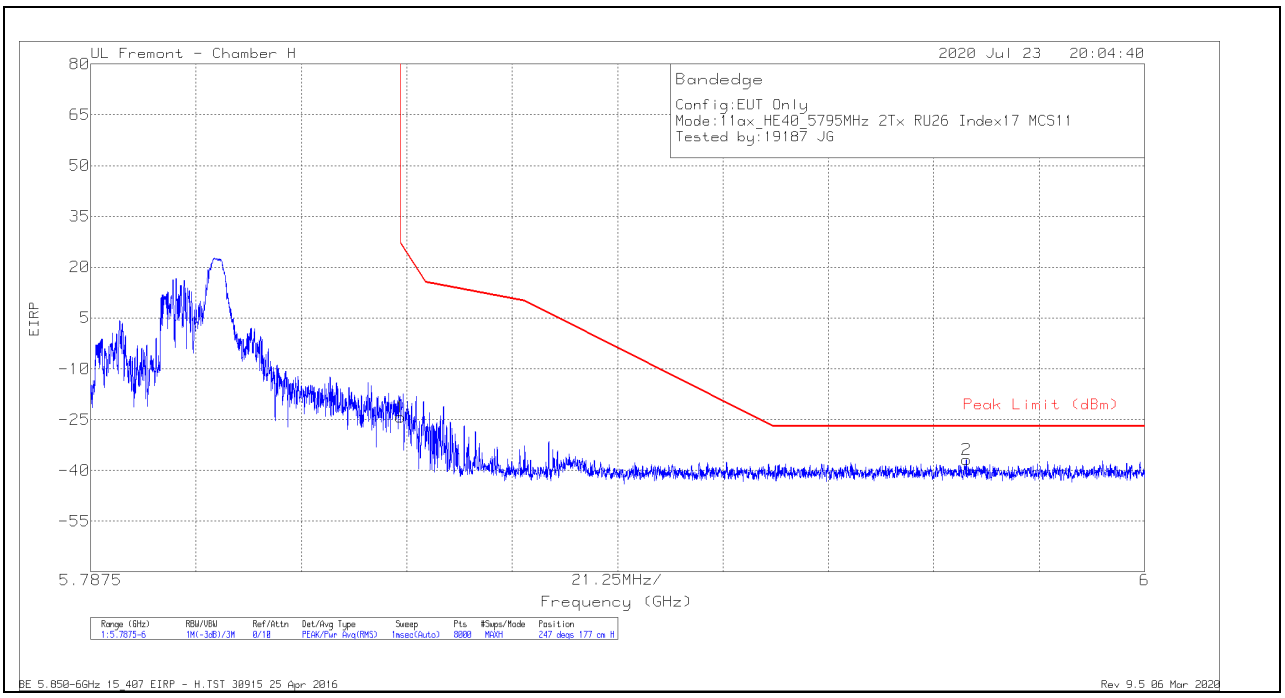

Marker	Frequency (GHz)	Meter Reading (dBm)	Det	AF T863 (dB/m)	Amp/Cbl/Fltr/Pad (dB)	Conversion Factor (dB)	Corrected Reading EIRP	Peak Limit (dBm)	PK Margin (dB)	Azimuth (Degs)	Height (cm)	Polarity
1	5.85001	-50.38	Pk	35	-20.7	11.8	-24.28	26.98	-51.26	247	177	H
2	5.96408	-63.4	Pk	35.2	-20.4	11.8	-36.8	-27	-9.8	247	177	H

Pk - Peak detector

UL VERIFICATION SERVICES INC.
47173 Benicia Street, Fremont, CA 94538; USA TEL:(510) 319-4000 FAX:(510) 661-0888
This report shall not be reproduced except in full, without the written approval of UL Verification Services Inc.

VERTICAL RESULT

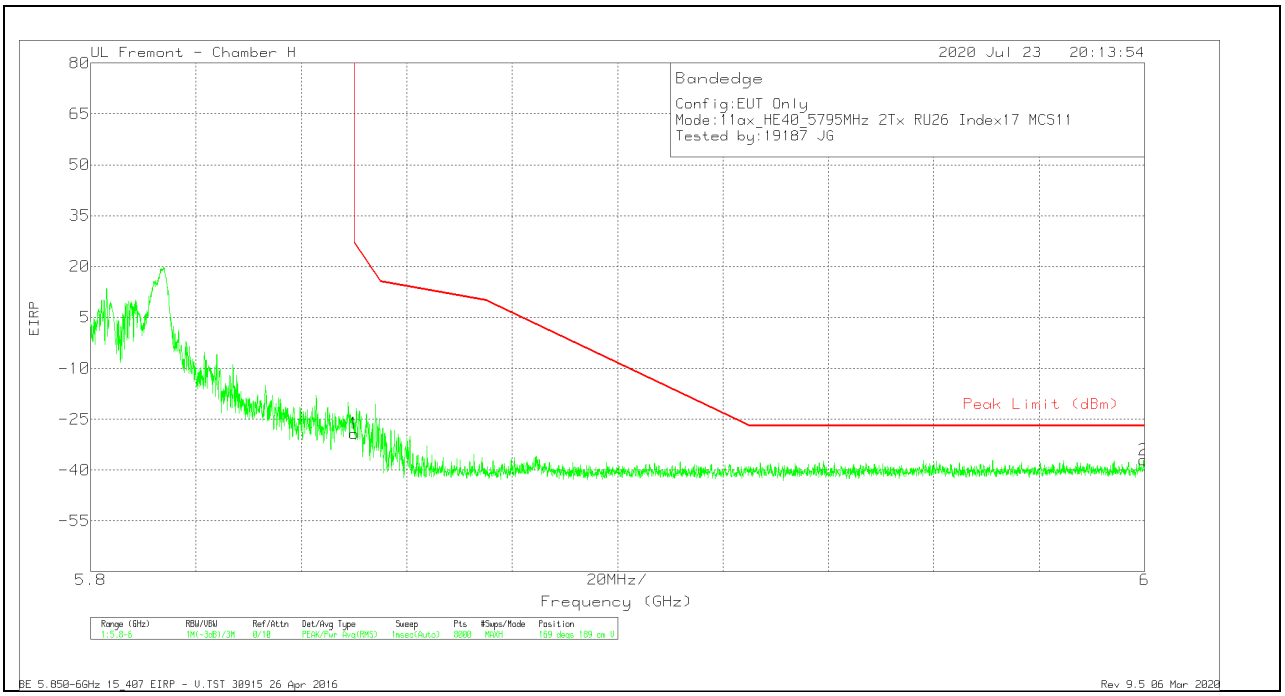

Marker	Frequency (GHz)	Meter Reading (dBm)	Det	AF T863 (dB/m)	Amp/Cbl/Fltr/Pad (dB)	Conversion Factor (dB)	Corrected Reading EIRP	Peak Limit (dBm)	PK Margin (dB)	Azimuth (Degs)	Height (cm)	Polarity
1	5.85001	-55.27	Pk	35	-20.7	11.8	-29.17	26.99	-56.16	169	189	V
2	5.99982	-63.82	Pk	35.3	-20.3	11.8	-37.02	-27	-10.02	169	189	V

Pk - Peak detector

UL VERIFICATION SERVICES INC.
47173 Benicia Street, Fremont, CA 94538; USA TEL:(510) 319-4000 FAX:(510) 661-0888
This report shall not be reproduced except in full, without the written approval of UL Verification Services Inc.

HARMONICS AND SPURIOUS EMISSIONS

26 Tones, RU Index 17 RESULTS

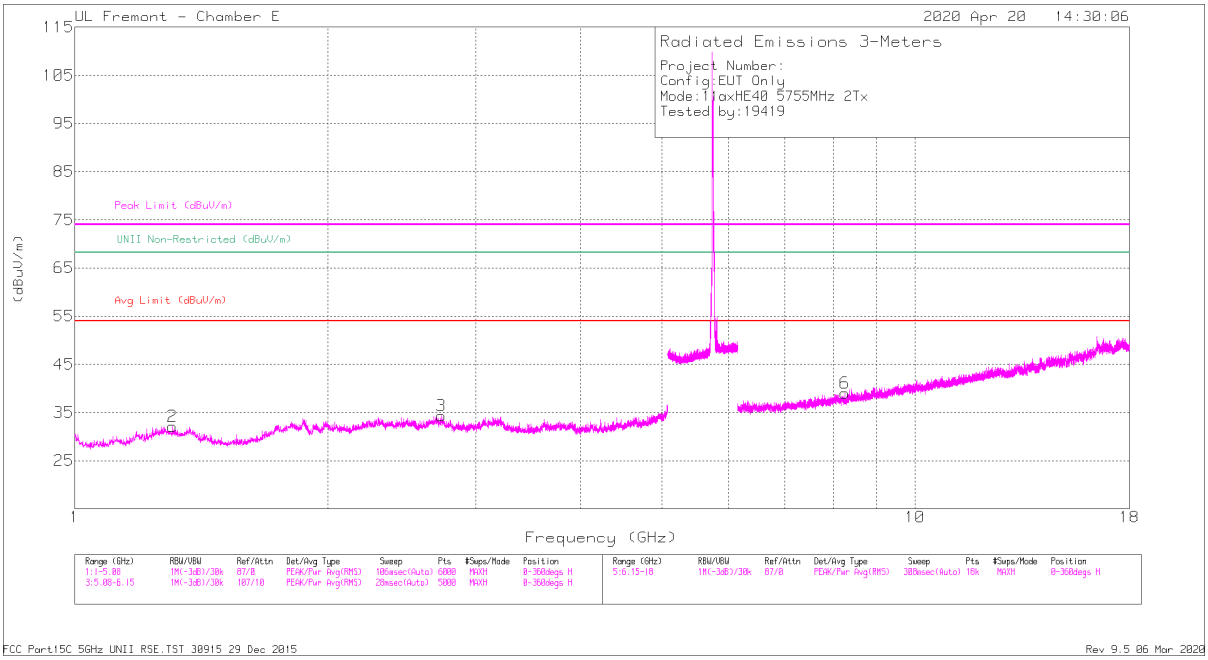

HORIZONTAL

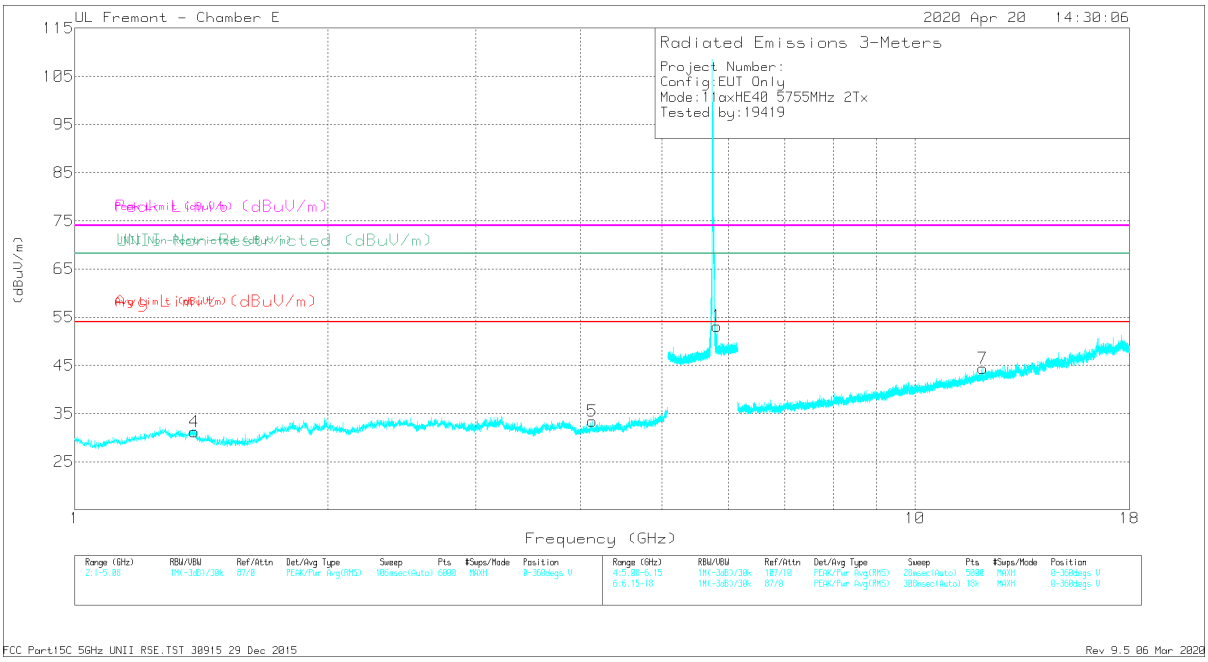

VERTICAL

UL VERIFICATION SERVICES INC.
47173 Benicia Street, Fremont, CA 94538; USA TEL:(510) 319-4000 FAX:(510) 661-0888
This report shall not be reproduced except in full, without the written approval of UL Verification Services Inc.

RADIATED EMISSIONS

Marker	Frequency (GHz)	Meter Reading (dBuV)	Det	AF T712 (dB/m)	Amp/Cbl/Fltr/Pad (dB)	Corrected Reading (dBuV/m)	Avg Limit (dBuV/m)	Margin (dB)	Peak Limit (dBuV/m)	PK Margin (dB)	UNII Non-Restricted (dBuV/m)	PK Margin (dB)	Azimuth (Degs)	Height (cm)	Polarity
2	* 1.30775	44.73	PK-U	29.4	-35.1	39.03	-	-	74	-34.97	-	-	284	133	H
	* 1.30779	33.21	ADR	29.4	-35.1	27.51	54	-26.49	-	-	-	-	284	133	H
3	* 2.72771	44.42	PK-U	32.6	-35.5	41.52	-	-	74	-32.48	-	-	310	101	H
	* 2.73036	32.69	ADR	32.6	-35.5	29.79	54	-24.21	-	-	-	-	310	101	H
4	* 1.38702	45.05	PK-U	29.5	-35.4	39.15	-	-	74	-34.85	-	-	218	171	V
	* 1.38626	33.18	ADR	29.5	-35.4	27.28	54	-26.72	-	-	-	-	218	171	V
5	* 4.13179	38.62	PK-U	33.5	-32.4	39.72	-	-	74	-34.28	-	-	155	147	V
	* 4.12859	27.52	ADR	33.5	-32.4	28.62	54	-25.38	-	-	-	-	155	147	V
5	* 8.25734	37.89	PK-U	35.9	-27.8	45.99	-	-	74	-28.01	-	-	81	191	H
	* 8.2556	26.06	ADR	35.9	-27.8	34.16	54	-19.84	-	-	-	-	81	191	H
6	* 12.0363	35	PK-U	38.7	-23.6	50.1	-	-	74	-23.9	-	-	52	101	V
	* 12.03625	23.59	ADR	38.7	-23.6	38.69	54	-15.31	-	-	-	-	52	101	V

* - indicates frequency in CFR47 Pt 15 / IC RSS-Restricted Band
PK-U - U-NII: Maximum Peak
ADR - U-NII AD primary method, RMS average

UL VERIFICATION SERVICES INC.
47173 Benicia Street, Fremont, CA 94538; USA TEL:(510) 319-4000 FAX:(510) 661-0888
This report shall not be reproduced except in full, without the written approval of UL Verification Services Inc.

1.1.24. TX ABOVE 1 GHz 802.11ax HE80 MODE IN THE 5.8 GHz BAND

1TX Antenna 5 MODE – 996 Tones, RU Index 67

BANDEDGE (CHANNEL 155 LOW EDGE)

HORIZONTAL RESULT

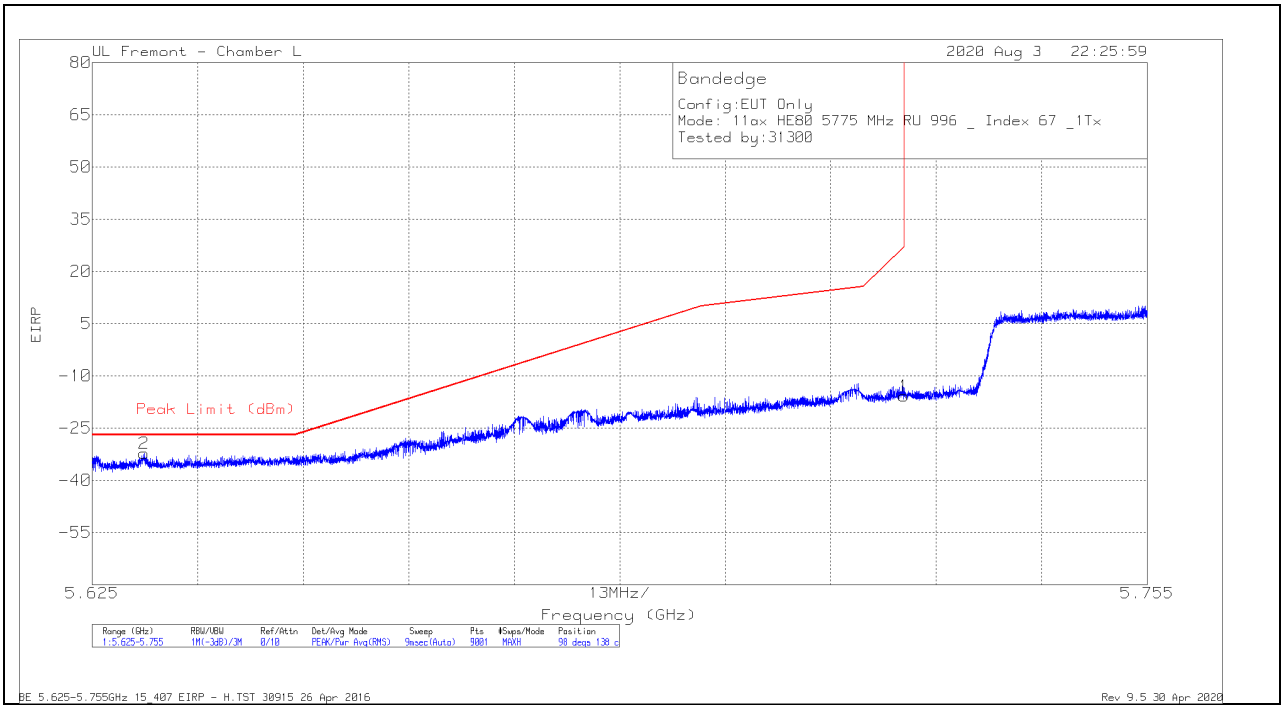

Marker	Frequency (GHz)	Meter Reading (dBm)	Det	AF 344 (dB/m)	Amp/Cbl/Fltr/Pad (dB)	Conversion Factor (dB)	Corrected Reading EIRP	Peak Limit (dBm)	PK Margin (dB)	Azimuth (Degs)	Height (cm)	Polarity
1	5.725	-45.75	Pk	34.7	-16.6	11.8	-15.85	26.99	-42.84	98	138	H
2	5.63138	-62.16	Pk	34.7	-16.6	11.8	-32.26	-27	-5.26	98	138	H

Pk - Peak detector

UL VERIFICATION SERVICES INC.
47173 Benicia Street, Fremont, CA 94538; USA TEL:(510) 319-4000 FAX:(510) 661-0888
This report shall not be reproduced except in full, without the written approval of UL Verification Services Inc.

VERTICAL RESULT

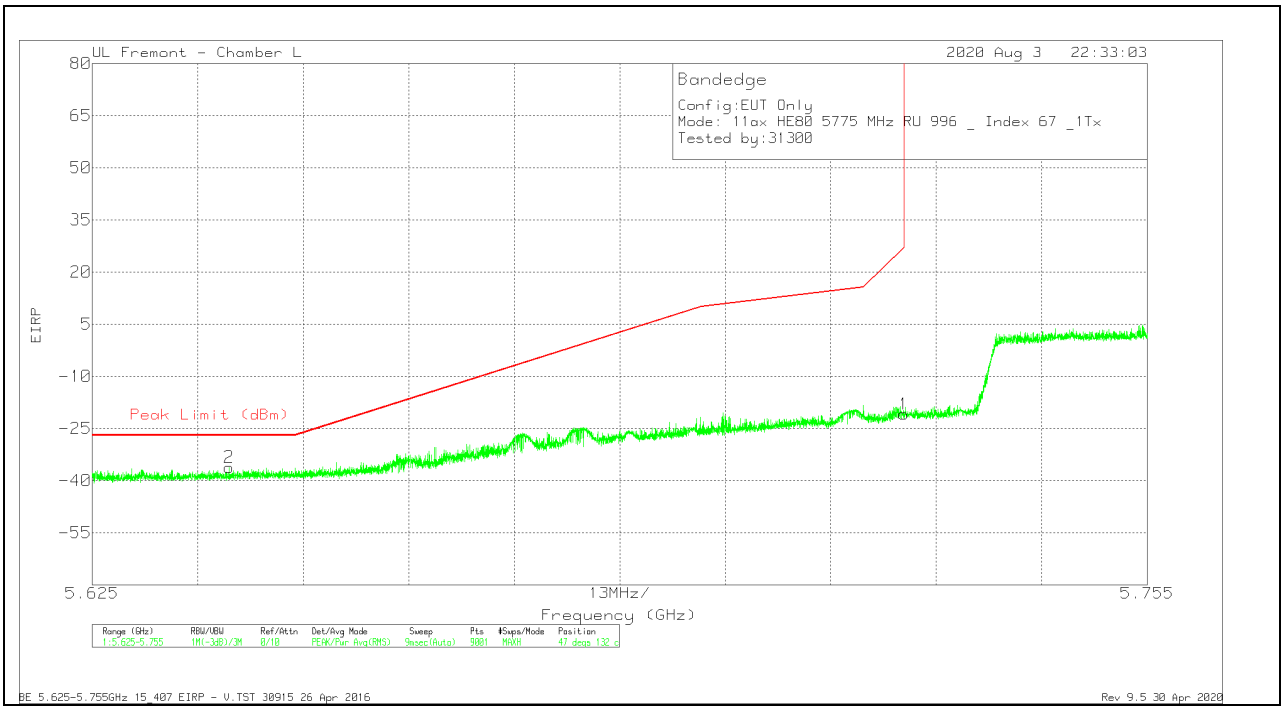

Marker	Frequency (GHz)	Meter Reading (dBm)	Det	AF 344 (dB/m)	Amp/Cbl/Fltr/Pad (dB)	Conversion Factor (dB)	Corrected Reading EIRP	Peak Limit (dBm)	PK Margin (dB)	Azimuth (Degs)	Height (cm)	Polarity
1	5.725	-50.81	Pk	34.7	-16.6	11.8	-20.91	26.99	-47.9	47	132	V
2	5.64189	-66.2	Pk	34.8	-16.6	11.8	-36.2	-27	-9.2	47	132	V

Pk - Peak detector

UL VERIFICATION SERVICES INC.
47173 Benicia Street, Fremont, CA 94538; USA TEL:(510) 319-4000 FAX:(510) 661-0888
This report shall not be reproduced except in full, without the written approval of UL Verification Services Inc.

1TX Antenna 5 MODE – 996 Tones, RU Index 67

BANDEDGE (CHANNEL 155 HIGH EDGE)

HORIZONTAL RESULT

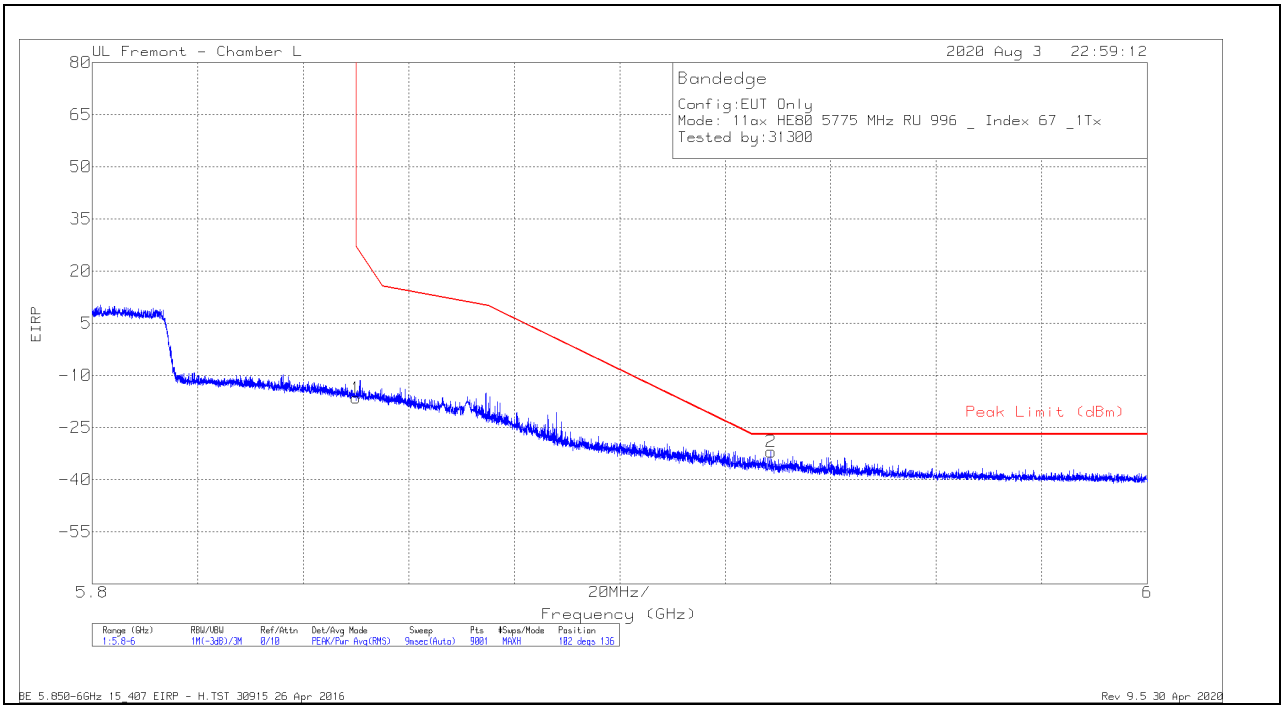

Marker	Frequency (GHz)	Meter Reading (dBm)	Det	AF 344 (dB/m)	Amp/Cbl/Fltr/Pad (dB)	Conversion Factor (dB)	Corrected Reading EIRP	Peak Limit (dBm)	PK Margin (dB)	Azimuth (Degs)	Height (cm)	Polarity
1	5.85002	-46.64	Pk	35	-16.7	11.8	-16.54	26.95	-43.49	102	136	H
2	5.92869	-62.67	Pk	35.2	-16.3	11.8	-31.97	-27	-4.97	102	136	H

Pk - Peak detector

UL VERIFICATION SERVICES INC.
47173 Benicia Street, Fremont, CA 94538; USA TEL:(510) 319-4000 FAX:(510) 661-0888
This report shall not be reproduced except in full, without the written approval of UL Verification Services Inc.

VERTICAL RESULT

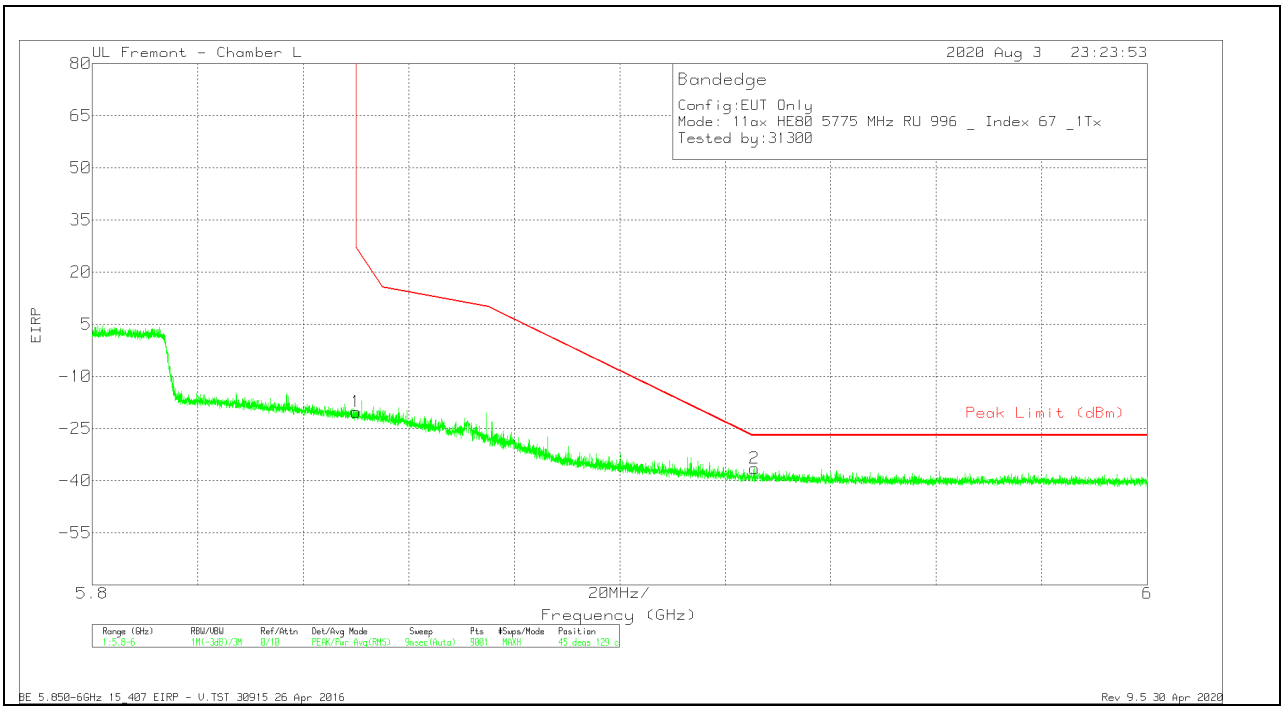

Marker	Frequency (GHz)	Meter Reading (dBm)	Det	AF 344 (dB/m)	Amp/Cbl/Fltr/Pad (dB)	Conversion Factor (dB)	Corrected Reading EIRP	Peak Limit (dBm)	PK Margin (dB)	Azimuth (Degs)	Height (cm)	Polarity
1	5.85002	-50.3	Pk	35	-16.7	11.8	-20.2	26.95	-47.15	45	129	V
2	5.92558	-67.09	Pk	35.2	-16.4	11.8	-36.49	-27	-9.49	45	129	V

UL VERIFICATION SERVICES INC.
47173 Benicia Street, Fremont, CA 94538; USA TEL:(510) 319-4000 FAX:(510) 661-0888
This report shall not be reproduced except in full, without the written approval of UL Verification Services Inc.

1TX Antenna 5 MODE – 26 Tones, RU Index 0

BANDEDGE (CHANNEL 155 LOW EDGE)

HORIZONTAL RESULT

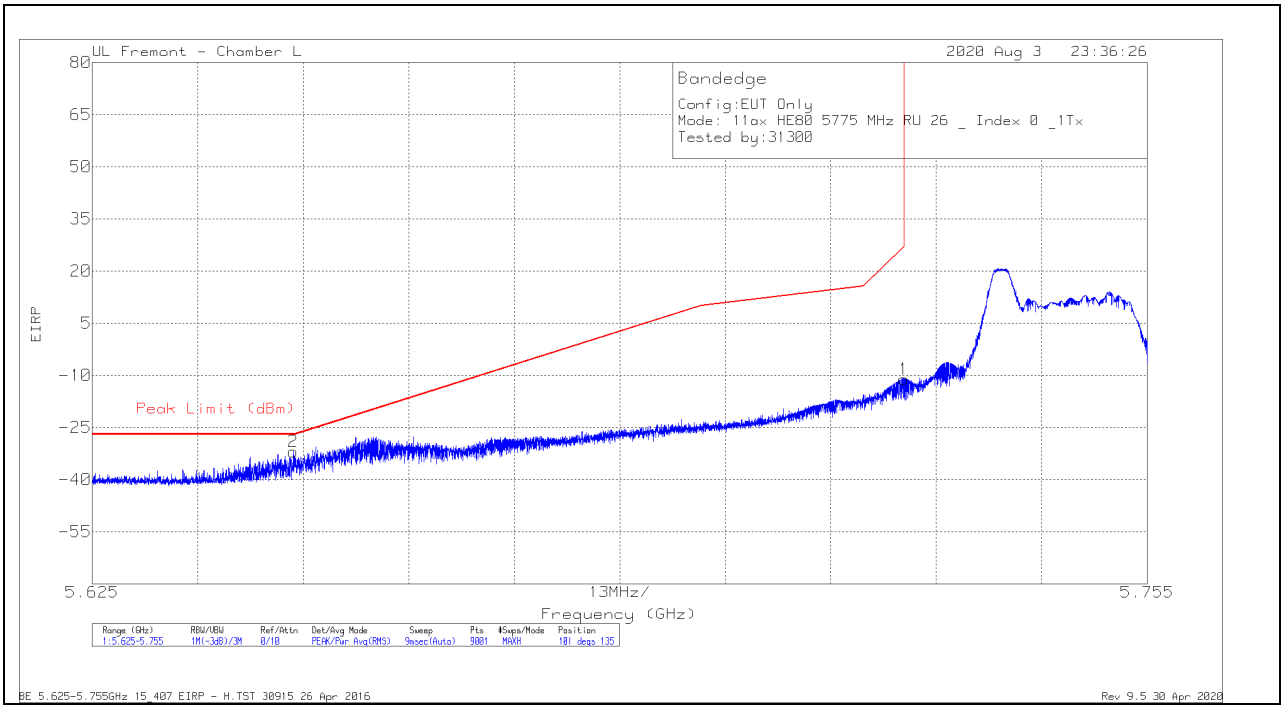

Marker	Frequency (GHz)	Meter Reading (dBm)	Det	AF 344 (dB/m)	Amp/Cbl/Fltr/Pad (dB)	Conversion Factor (dB)	Corrected Reading EIRP	Peak Limit (dBm)	PK Margin (dB)	Azimuth (Degs)	Height (cm)	Polarity
1	5.725	-41.01	Pk	34.7	-16.6	11.8	-11.11	26.99	-38.1	101	135	H
2	5.64976	-61.86	Pk	34.7	-16.6	11.8	-31.96	-27	-4.96	101	135	H

Pk - Peak detector

UL VERIFICATION SERVICES INC.
47173 Benicia Street, Fremont, CA 94538; USA TEL:(510) 319-4000 FAX:(510) 661-0888
This report shall not be reproduced except in full, without the written approval of UL Verification Services Inc.

VERTICAL RESULT

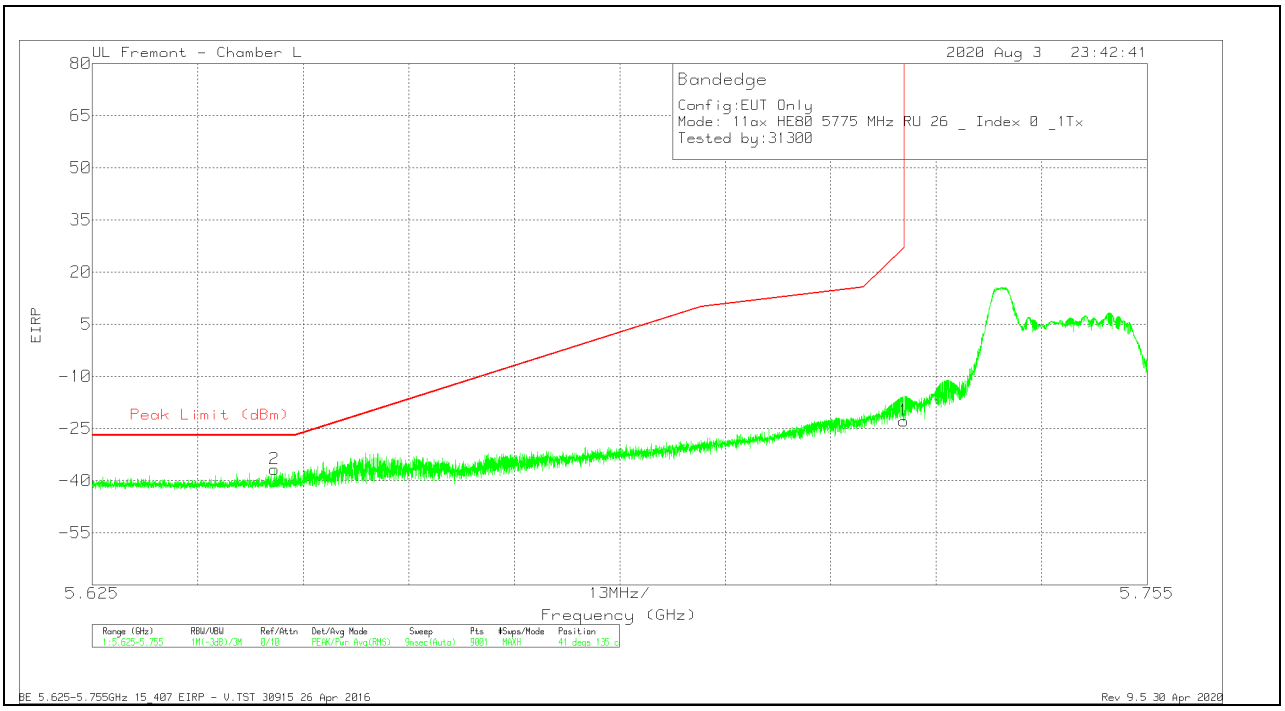

Marker	Frequency (GHz)	Meter Reading (dBm)	Det	AF 344 (dB/m)	Amp/Cbl/Fltr/Pad (dB)	Conversion Factor (dB)	Corrected Reading EIRP	Peak Limit (dBm)	PK Margin (dB)	Azimuth (Degs)	Height (cm)	Polarity
1	5.725	-52.7	Pk	34.7	-16.6	11.8	-22.8	26.99	-49.79	41	135	V
2	5.64743	-66.59	Pk	34.7	-16.6	11.8	-36.69	-27	-9.69	41	135	V

Pk - Peak detector

UL VERIFICATION SERVICES INC.
47173 Benicia Street, Fremont, CA 94538; USA TEL:(510) 319-4000 FAX:(510) 661-0888
This report shall not be reproduced except in full, without the written approval of UL Verification Services Inc.

1TX Antenna 5 MODE – 26 Tones, RU Index 36

BANDEDGE (CHANNEL 155 HIGH EDGE)

HORIZONTAL RESULT

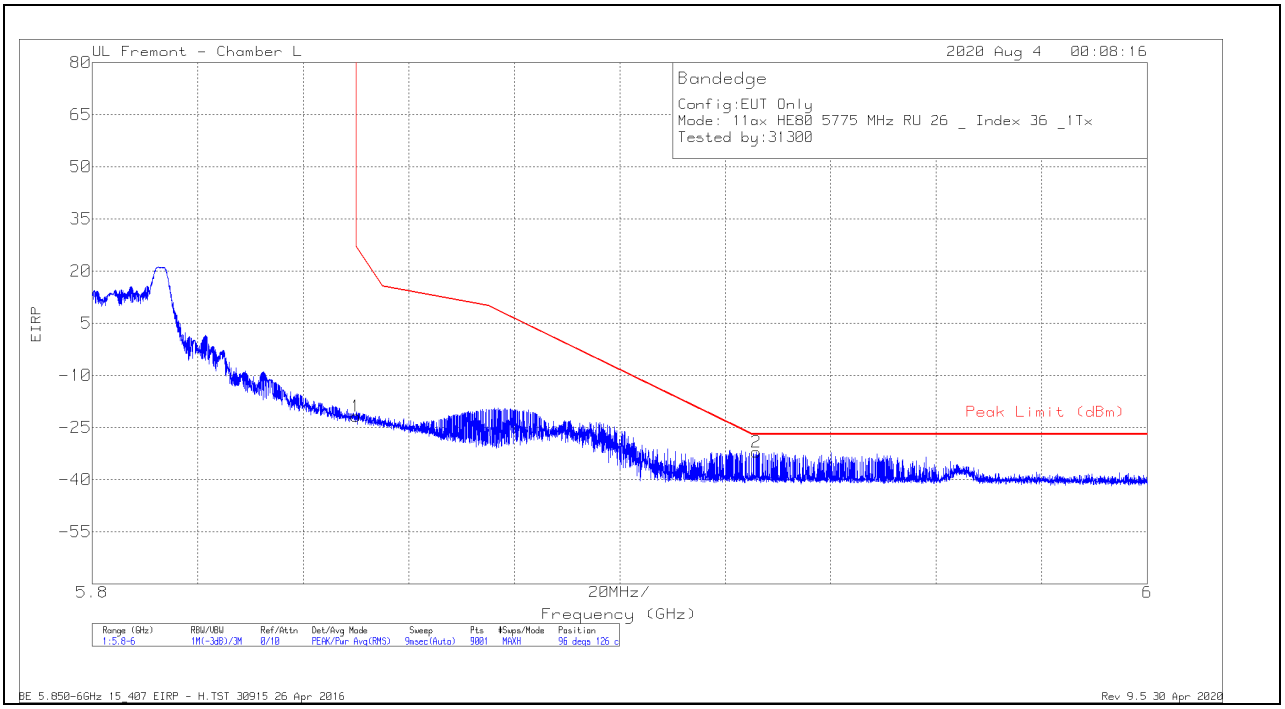

Marker	Frequency (GHz)	Meter Reading (dBm)	Det	AF 344 (dB/m)	Amp/Cbl/Fltr/Pad (dB)	Conversion Factor (dB)	Corrected Reading EIRP	Peak Limit (dBm)	PK Margin (dB)	Azimuth (Degs)	Height (cm)	Polarity
1	5.85002	-51.91	Pk	35	-16.7	11.8	-21.81	26.95	-48.76	96	126	H
2	5.92587	-62.71	Pk	35.2	-16.4	11.8	-32.11	-27	-5.11	96	126	H

Pk - Peak detector

UL VERIFICATION SERVICES INC.
47173 Benicia Street, Fremont, CA 94538; USA TEL:(510) 319-4000 FAX:(510) 661-0888
This report shall not be reproduced except in full, without the written approval of UL Verification Services Inc.

VERTICAL RESULT

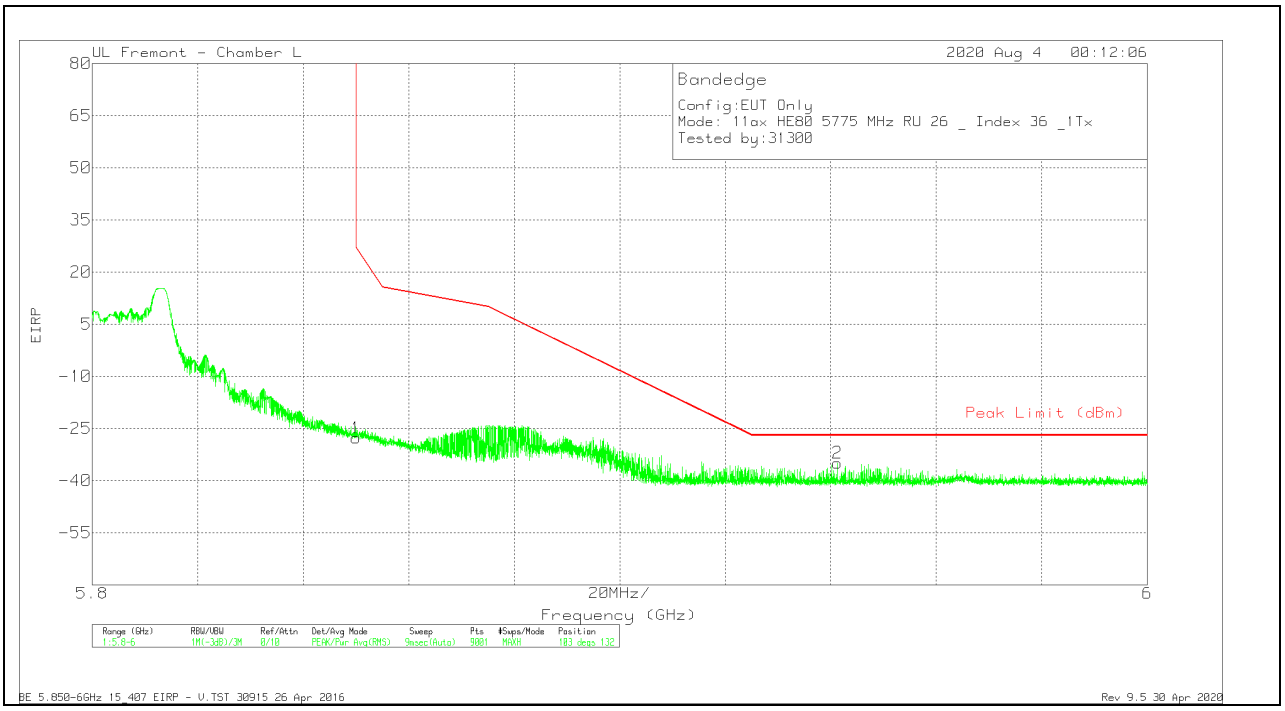

Marker	Frequency (GHz)	Meter Reading (dBm)	Det	AF 344 (dB/m)	Amp/Cbl/Fltr/Pad (dB)	Conversion Factor (dB)	Corrected Reading EIRP	Peak Limit (dBm)	PK Margin (dB)	Azimuth (Degs)	Height (cm)	Polarity
1	5.85002	-57.86	Pk	35	-16.7	11.8	-27.76	26.95	-54.71	103	132	V
2	5.94124	-65.66	Pk	35.2	-16.3	11.8	-34.96	-27	-7.96	103	132	V

Pk - Peak detector

UL VERIFICATION SERVICES INC.
47173 Benicia Street, Fremont, CA 94538; USA TEL:(510) 319-4000 FAX:(510) 661-0888
This report shall not be reproduced except in full, without the written approval of UL Verification Services Inc.

1TX Antenna 6 MODE – 996 Tones, RU Index 67

BANDEDGE (CHANNEL 155 LOW EDGE)

HORIZONTAL RESULT

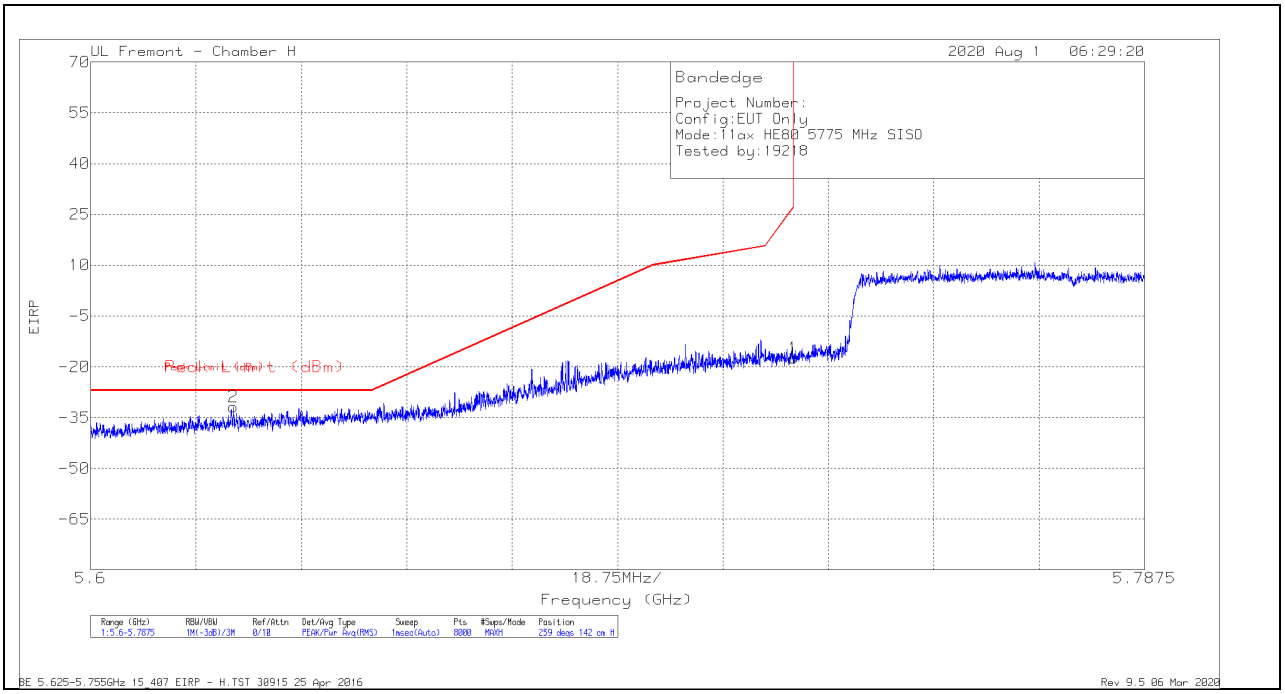

Marker	Frequency (GHz)	Meter Reading (dBm)	Det	AF T863 (dB/m)	Amp/Cbl/Fltr/Pad (dB)	Conversion Factor (dB)	Corrected Reading EIRP	Peak Limit (dBm)	PK Margin (dB)	Azimuth (Degs)	Height (cm)	Polarity
2	5.62539	-57.76	Pk	35.2	-21.1	11.8	-31.86	-27	-4.86	259	142	H
1	5.72498	-43.1	Pk	35	-21.1	11.8	-17.4	26.96	-44.36	259	142	H

Pk - Peak detector

UL VERIFICATION SERVICES INC.
47173 Benicia Street, Fremont, CA 94538; USA TEL:(510) 319-4000 FAX:(510) 661-0888
This report shall not be reproduced except in full, without the written approval of UL Verification Services Inc.

VERTICAL RESULT

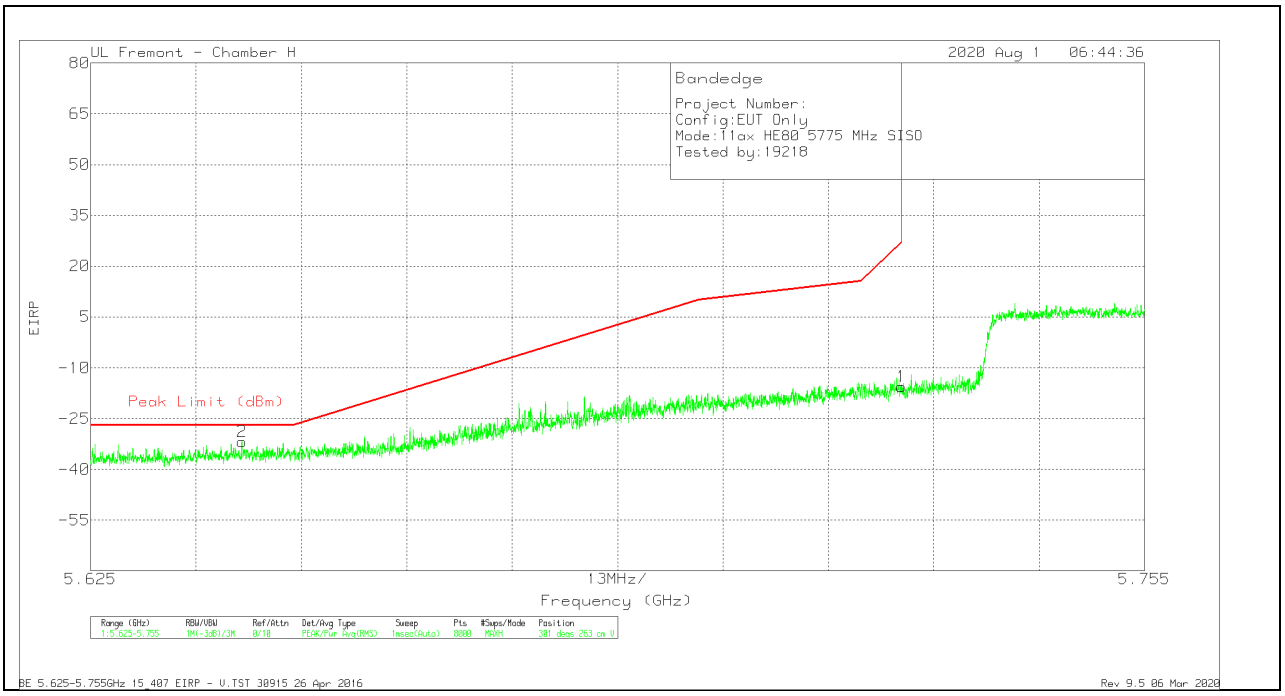

Marker	Frequency (GHz)	Meter Reading (dBm)	Det	AF T863 (dB/m)	Amp/Cbl/Fltr/Pad (dB)	Conversion Factor (dB)	Corrected Reading EIRP	Peak Limit (dBm)	PK Margin (dB)	Azimuth (Degs)	Height (cm)	Polarity
2	5.64366	-57.67	Pk	35.2	-21.1	11.8	-31.77	-27	-4.77	301	263	V
1	5.725	-41.2	Pk	35	-21.1	11.8	-15.5	27	-42.5	301	263	V

Pk - Peak detector

UL VERIFICATION SERVICES INC.
47173 Benicia Street, Fremont, CA 94538; USA TEL:(510) 319-4000 FAX:(510) 661-0888
This report shall not be reproduced except in full, without the written approval of UL Verification Services Inc.

1TX Antenna 6 MODE – 996 Tones, RU Index 67

BANDEDGE (CHANNEL 155 HIGH EDGE)

HORIZONTAL RESULT

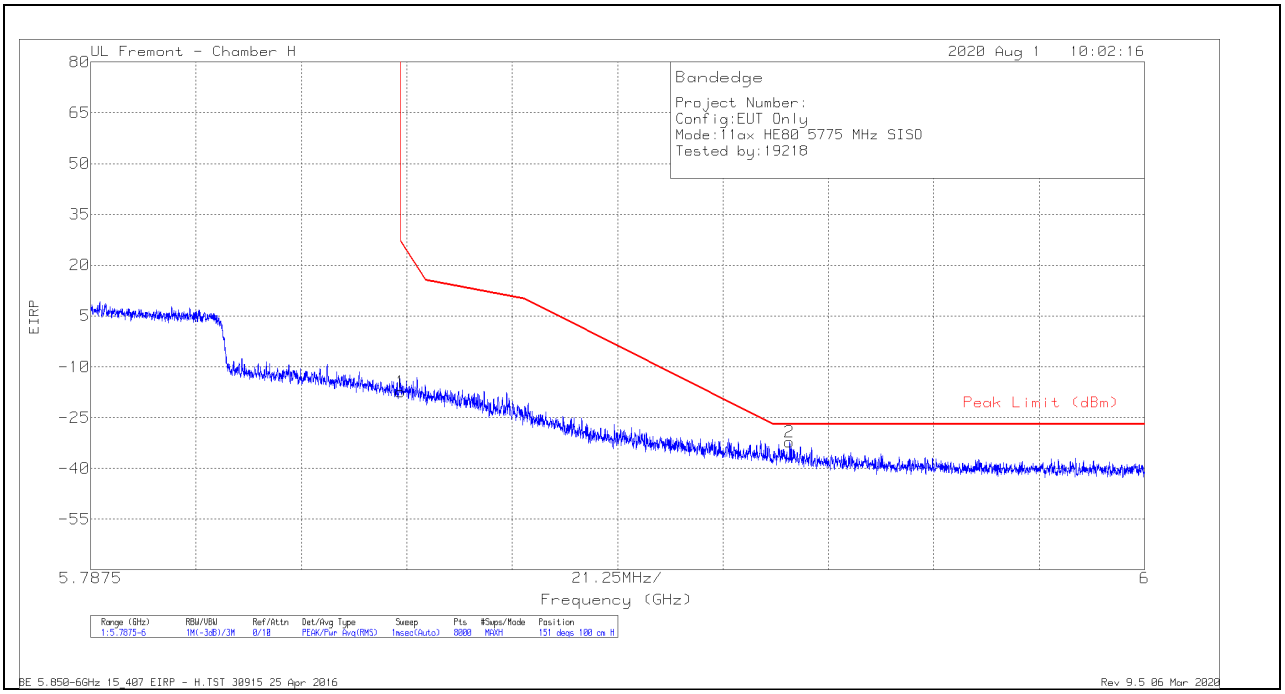

Marker	Frequency (GHz)	Meter Reading (dBm)	Det	AF T863 (dB/m)	Amp/Cbl/Fltr/Pad (dB)	Conversion Factor (dB)	Corrected Reading EIRP	Peak Limit (dBm)	PK Margin (dB)	Azimuth (Degs)	Height (cm)	Polarity
1	5.85001	-43.45	Pk	35	-20.7	11.8	-17.35	26.98	-44.33	151	100	H
2	5.92846	-58.72	Pk	35.1	-20.4	11.8	-32.22	-27	-5.22	151	100	H

Pk - Peak detector

UL VERIFICATION SERVICES INC.
47173 Benicia Street, Fremont, CA 94538; USA TEL:(510) 319-4000 FAX:(510) 661-0888
This report shall not be reproduced except in full, without the written approval of UL Verification Services Inc.

VERTICAL RESULT

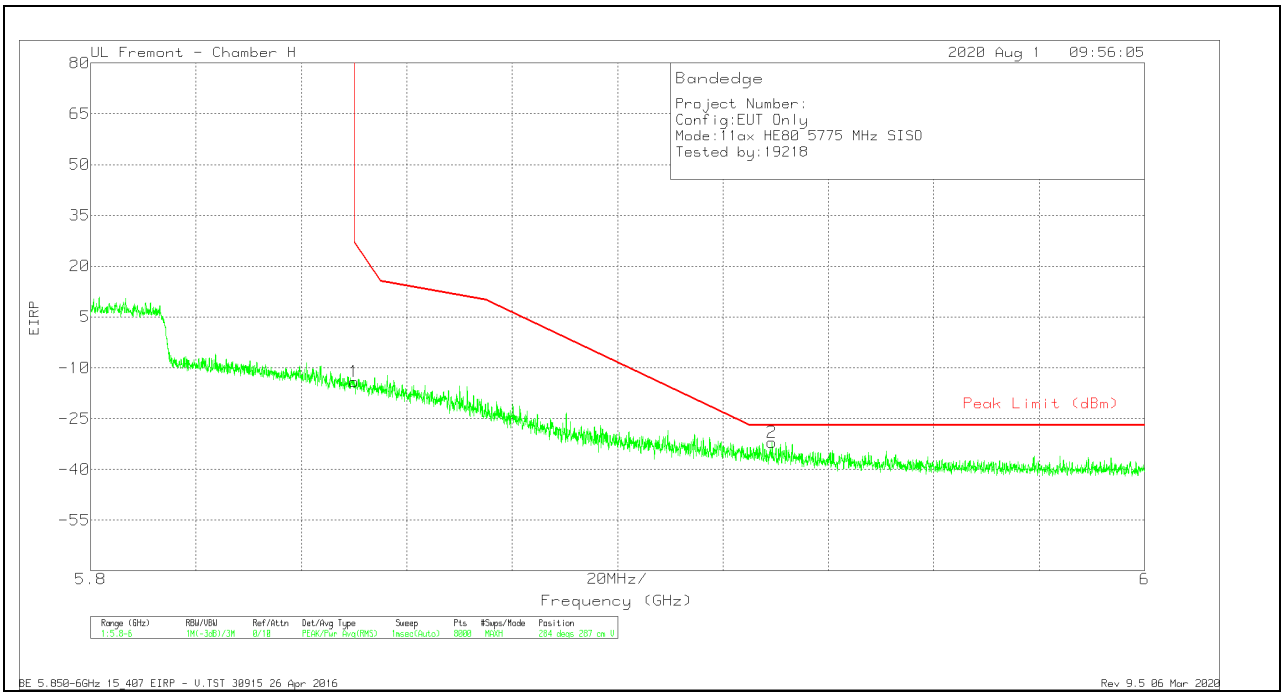

Marker	Frequency (GHz)	Meter Reading (dBm)	Det	AF T863 (dB/m)	Amp/Cbl/Fltr/Pad (dB)	Conversion Factor (dB)	Corrected Reading EIRP	Peak Limit (dBm)	PK Margin (dB)	Azimuth (Degs)	Height (cm)	Polarity
1	5.85001	-40.25	Pk	35	-20.7	11.8	-14.15	26.99	-41.14	284	287	V
2	5.92932	-58.43	Pk	35.1	-20.4	11.8	-31.93	-27	-4.93	284	287	V

Pk - Peak detector

UL VERIFICATION SERVICES INC.
47173 Benicia Street, Fremont, CA 94538; USA TEL:(510) 319-4000 FAX:(510) 661-0888
This report shall not be reproduced except in full, without the written approval of UL Verification Services Inc.

1TX Antenna 6 MODE – 26 Tones, RU Index 0

BANDEDGE (CHANNEL 155 LOW EDGE)

HORIZONTAL RESULT

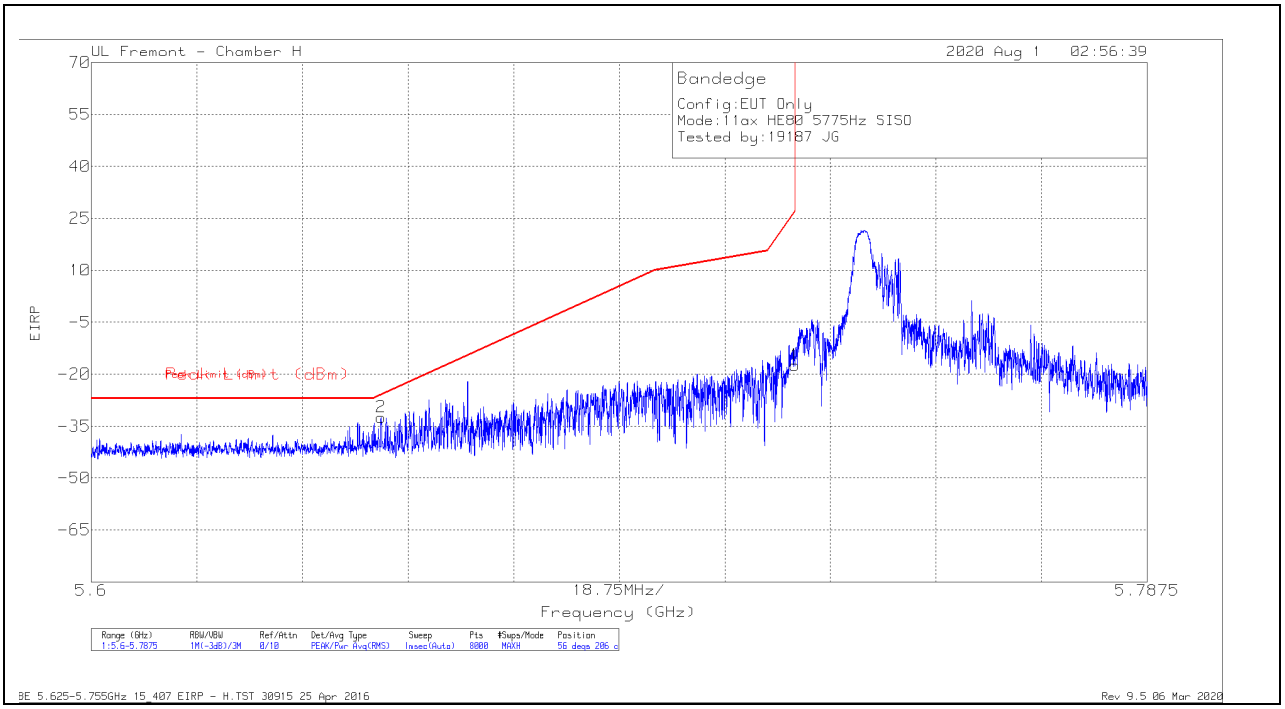

Marker	Frequency (GHz)	Meter Reading (dBm)	Det	AF T863 (dB/m)	Amp/Cbl/Fltr/Pad (dB)	Conversion Factor (dB)	Corrected Reading EIRP	Peak Limit (dBm)	PK Margin (dB)	Azimuth (Degs)	Height (cm)	Polarity
2	5.65143	-58.22	Pk	35.1	-21.1	11.8	-32.42	-25.94	-6.48	56	206	H
1	5.72498	-43.07	Pk	35	-21.1	11.8	-17.37	26.96	-44.33	56	206	H

Pk - Peak detector

UL VERIFICATION SERVICES INC.
47173 Benicia Street, Fremont, CA 94538; USA TEL:(510) 319-4000 FAX:(510) 661-0888
This report shall not be reproduced except in full, without the written approval of UL Verification Services Inc.

VERTICAL RESULT

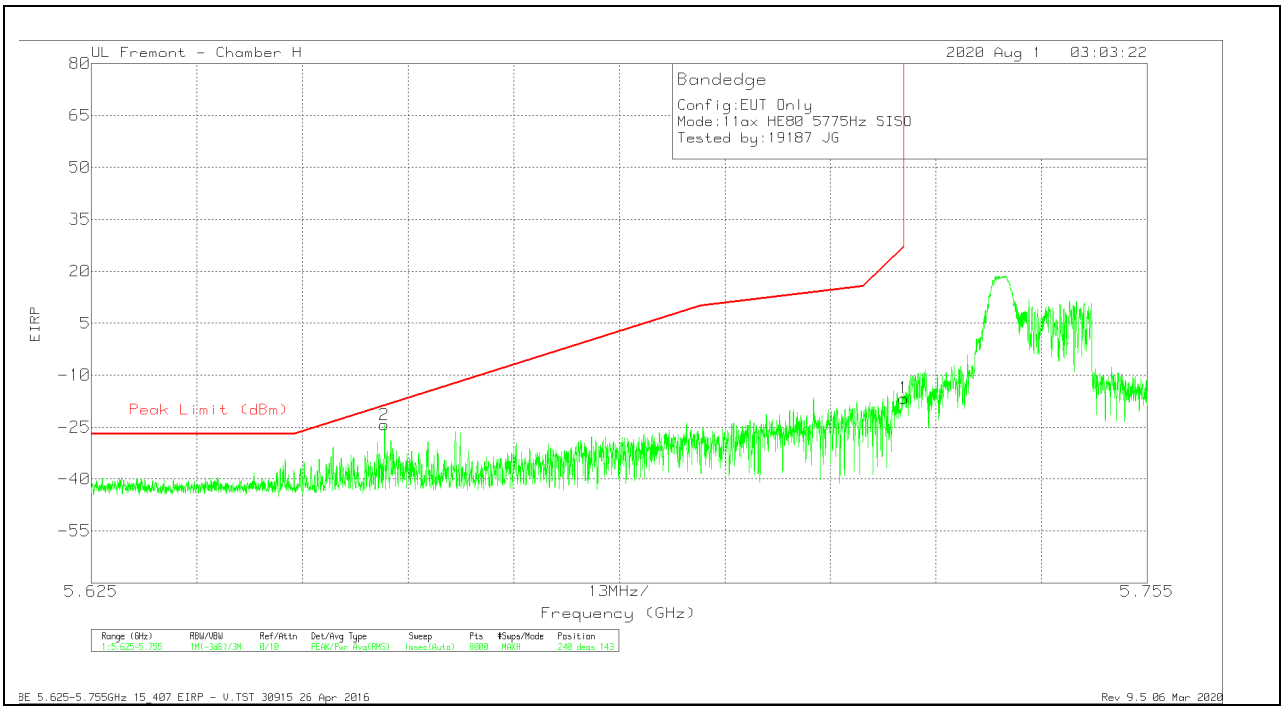

Marker	Frequency (GHz)	Meter Reading (dBm)	Det	AF T863 (dB/m)	Amp/Cbl/Fltr/Pad (dB)	Conversion Factor (dB)	Corrected Reading EIRP	Peak Limit (dBm)	PK Margin (dB)	Azimuth (Degs)	Height (cm)	Polarity
2	5.66108	-50.24	Pk	35.1	-21	11.8	-24.34	-18.8	-5.54	240	143	V
1	5.725	-42.32	Pk	35	-21.1	11.8	-16.62	27	-43.62	240	143	V

Pk - Peak detector

UL VERIFICATION SERVICES INC.
47173 Benicia Street, Fremont, CA 94538; USA TEL:(510) 319-4000 FAX:(510) 661-0888
This report shall not be reproduced except in full, without the written approval of UL Verification Services Inc.

1TX Antenna 6 MODE – 26 Tones, RU Index 36

BANDEDGE (CHANNEL 155 HIGH EDGE)

HORIZONTAL RESULT

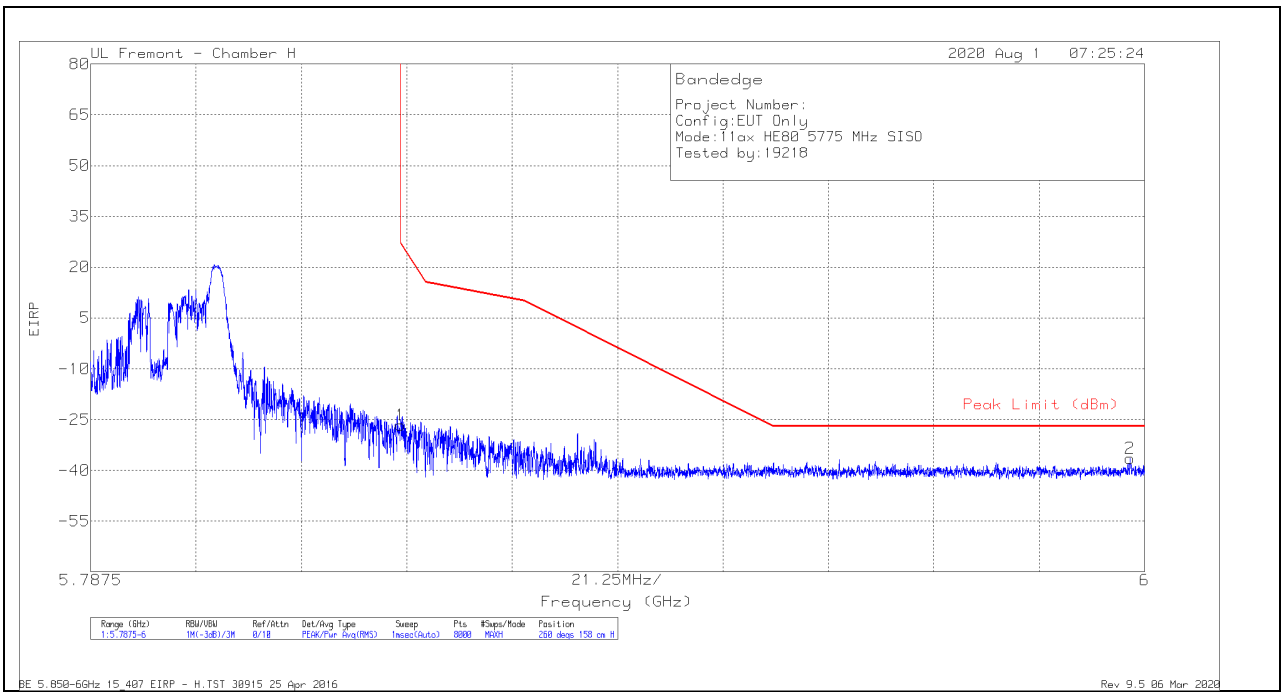

Marker	Frequency (GHz)	Meter Reading (dBm)	Det	AF T863 (dB/m)	Amp/Cbl/Fltr/Pad (dB)	Conversion Factor (dB)	Corrected Reading EIRP	Peak Limit (dBm)	PK Margin (dB)	Azimuth (Degs)	Height (cm)	Polarity
1	5.85001	-52.69	Pk	35	-20.7	11.8	-26.59	26.98	-53.57	260	158	H
2	5.99708	-63.13	Pk	35.3	-20.4	11.8	-36.43	-27	-9.43	260	158	H

Pk - Peak detector

UL VERIFICATION SERVICES INC.
47173 Benicia Street, Fremont, CA 94538; USA TEL:(510) 319-4000 FAX:(510) 661-0888
This report shall not be reproduced except in full, without the written approval of UL Verification Services Inc.

VERTICAL RESULT

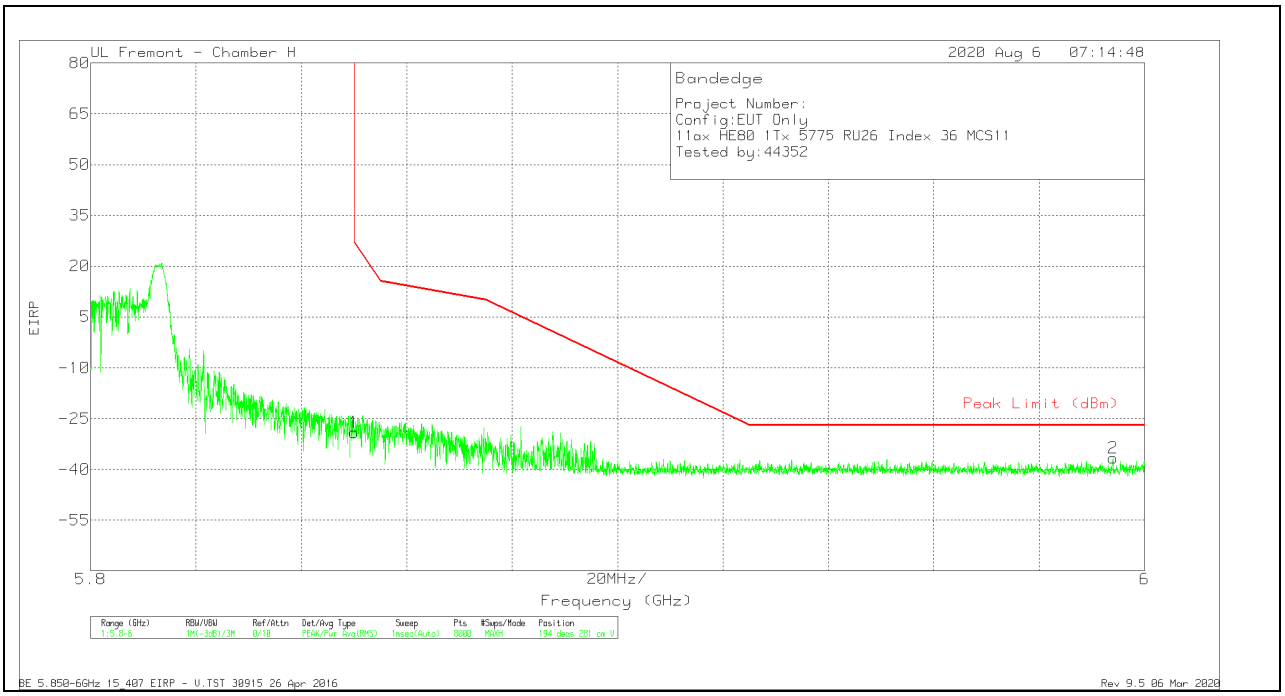

Marker	Frequency (GHz)	Meter Reading (dBm)	Det	AF T863 (dB/m)	Amp/Cbl/Fltr/Pad (dB)	Conversion Factor (dB)	Corrected Reading EIRP	Peak Limit (dBm)	PK Margin (dB)	Azimuth (Degs)	Height (cm)	Polarity
1	5.85001	-55.1	Pk	35	-20.7	11.8	-29	26.99	-55.99	194	281	V
2	5.99402	-63.34	Pk	35.3	-20.4	11.8	-36.64	-27	-9.64	194	281	V

Pk - Peak detector

UL VERIFICATION SERVICES INC.
47173 Benicia Street, Fremont, CA 94538; USA TEL:(510) 319-4000 FAX:(510) 661-0888
This report shall not be reproduced except in full, without the written approval of UL Verification Services Inc.

2TX Antenna 5 + Antenna 6 OFDMA MODE – 996 Tones, RU Index 67

BANDEDGE (CHANNEL 155 LOW EDGE)

HORIZONTAL RESULT

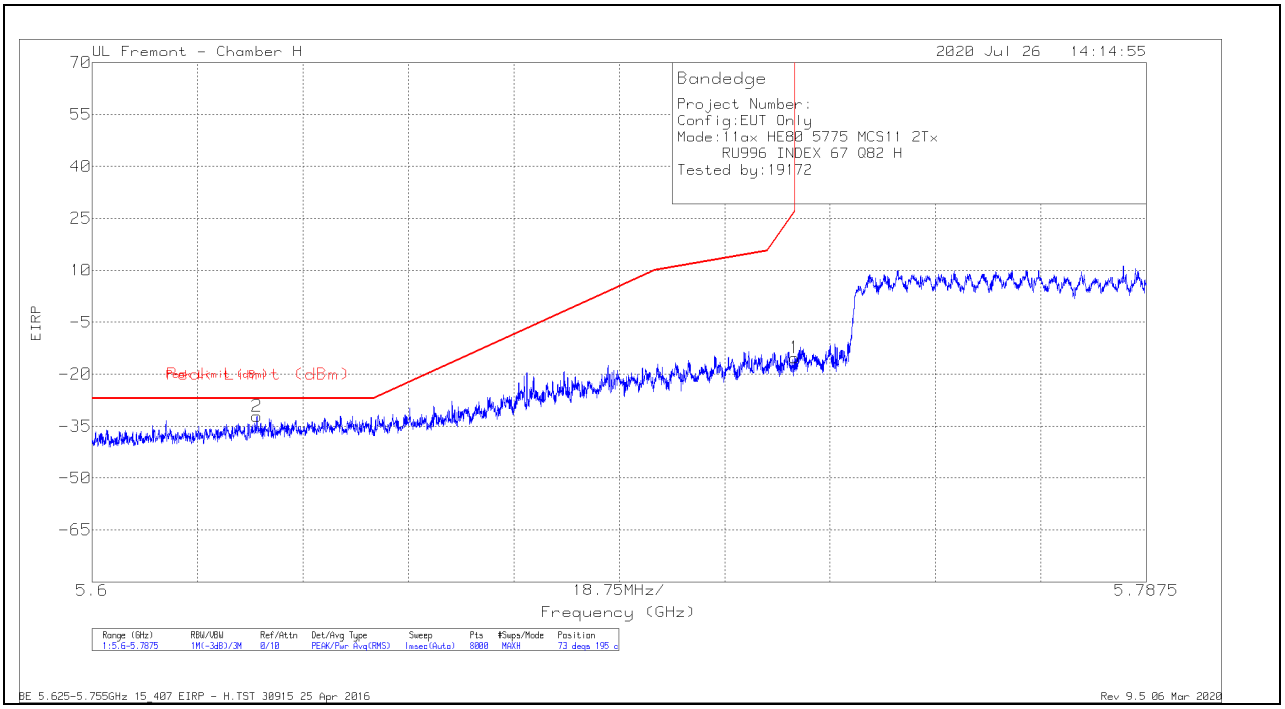

Marker	Frequency (GHz)	Meter Reading (dBm)	Det	AF T863 (dB/m)	Amp/Cbl/Fltr/Pad (dB)	Conversion Factor (dB)	Corrected Reading EIRP	Peak Limit (dBm)	PK Margin (dB)	Azimuth (Degs)	Height (cm)	Polarity
2	5.6293	-58.14	Pk	35.2	-21	11.8	-32.14	-27	-5.14	73	195	H
1	5.72498	-40.95	Pk	35	-21.1	11.8	-15.25	26.96	-42.21	73	195	H

Pk - Peak detector

UL VERIFICATION SERVICES INC.
47173 Benicia Street, Fremont, CA 94538; USA TEL:(510) 319-4000 FAX:(510) 661-0888
This report shall not be reproduced except in full, without the written approval of UL Verification Services Inc.

VERTICAL RESULT

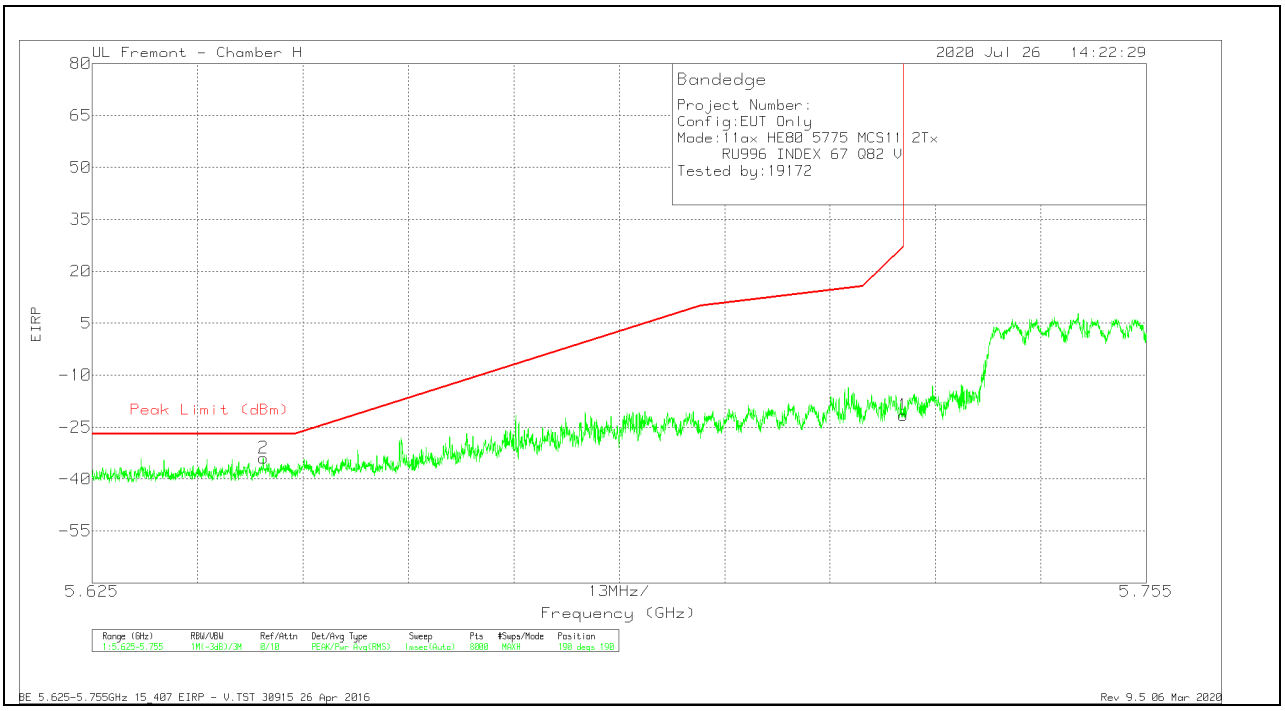

Marker	Frequency (GHz)	Meter Reading (dBm)	Det	AF T863 (dB/m)	Amp/Cbl/Fltr/Pad (dB)	Conversion Factor (dB)	Corrected Reading EIRP	Peak Limit (dBm)	PK Margin (dB)	Azimuth (Degs)	Height (cm)	Polarity
2	5.64611	-59.89	Pk	35.2	-21	11.8	-33.89	-27	-6.89	190	190	V
1	5.725	-47.22	Pk	35	-21.1	11.8	-21.52	27	-48.52	190	190	V

Pk - Peak detector

UL VERIFICATION SERVICES INC.
47173 Benicia Street, Fremont, CA 94538; USA TEL:(510) 319-4000 FAX:(510) 661-0888
This report shall not be reproduced except in full, without the written approval of UL Verification Services Inc.

2TX Antenna 5 + Antenna 6 OFDMA MODE – 996 Tones, RU Index 67

BANDEDGE (CHANNEL 155 HIGH EDGE)

HORIZONTAL RESULT

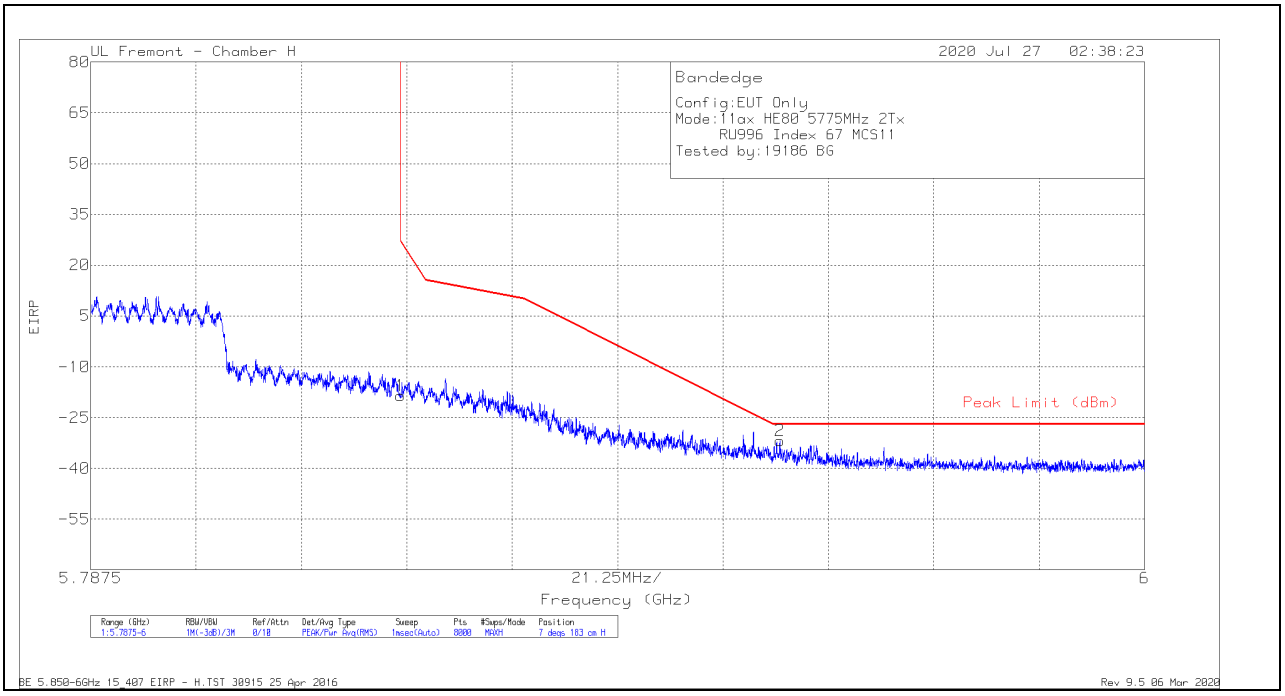

Marker	Frequency (GHz)	Meter Reading (dBm)	Det	AF T863 (dB/m)	Amp/Cbl/Fltr/Pad (dB)	Conversion Factor (dB)	Corrected Reading EIRP	Peak Limit (dBm)	PK Margin (dB)	Azimuth (Degs)	Height (cm)	Polarity
1	5.85001	-44.67	Pk	35	-20.7	11.8	-18.57	26.98	-45.55	7	183	H
2	5.92649	-58.36	Pk	35.1	-20.4	11.8	-31.86	-27	-4.86	7	183	H

Pk - Peak detector

UL VERIFICATION SERVICES INC.
47173 Benicia Street, Fremont, CA 94538; USA TEL:(510) 319-4000 FAX:(510) 661-0888
This report shall not be reproduced except in full, without the written approval of UL Verification Services Inc.

VERTICAL RESULT

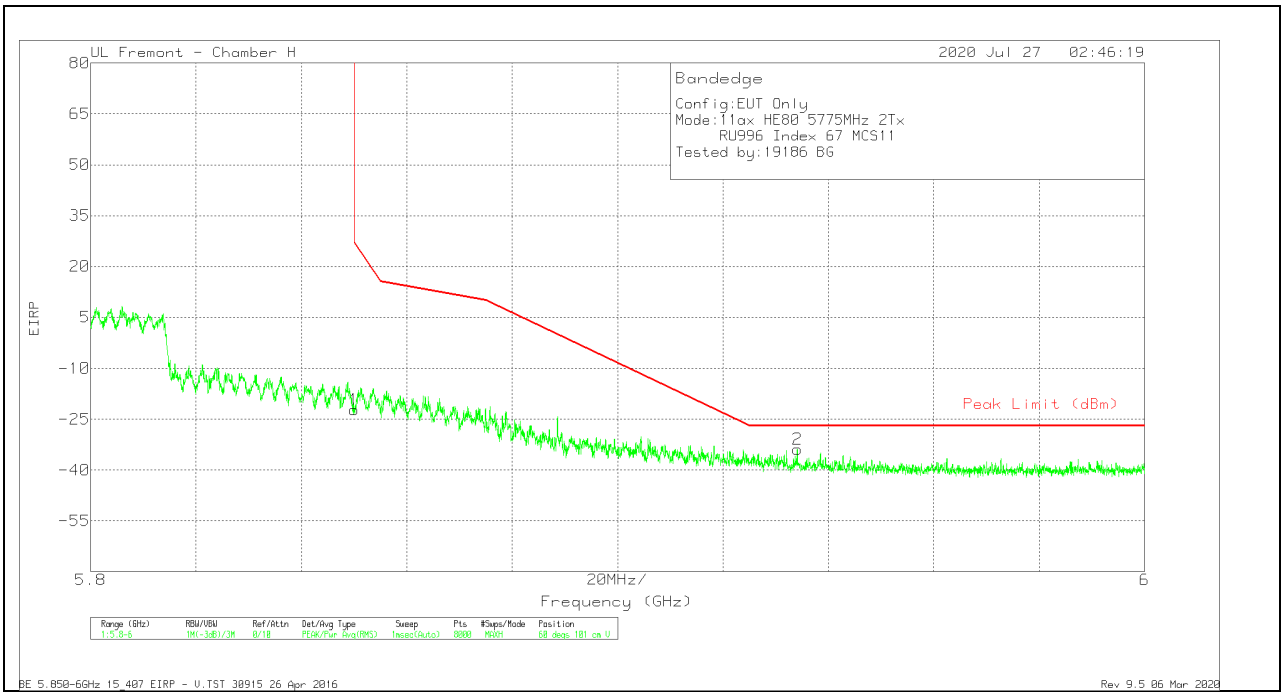

Marker	Frequency (GHz)	Meter Reading (dBm)	Det	AF T863 (dB/m)	Amp/Cbl/Fltr/Pad (dB)	Conversion Factor (dB)	Corrected Reading EIRP	Peak Limit (dBm)	PK Margin (dB)	Azimuth (Degs)	Height (cm)	Polarity
1	5.85001	-48.24	Pk	35	-20.7	11.8	-22.14	26.99	-49.13	60	101	V
2	5.93412	-60.23	Pk	35.1	-20.5	11.8	-33.83	-27	-6.83	60	101	V

Pk - Peak detector

UL VERIFICATION SERVICES INC.
47173 Benicia Street, Fremont, CA 94538; USA TEL:(510) 319-4000 FAX:(510) 661-0888
This report shall not be reproduced except in full, without the written approval of UL Verification Services Inc.

HARMONICS AND SPURIOUS EMISSIONS

996 Tones, RU Index 67 RESULTS

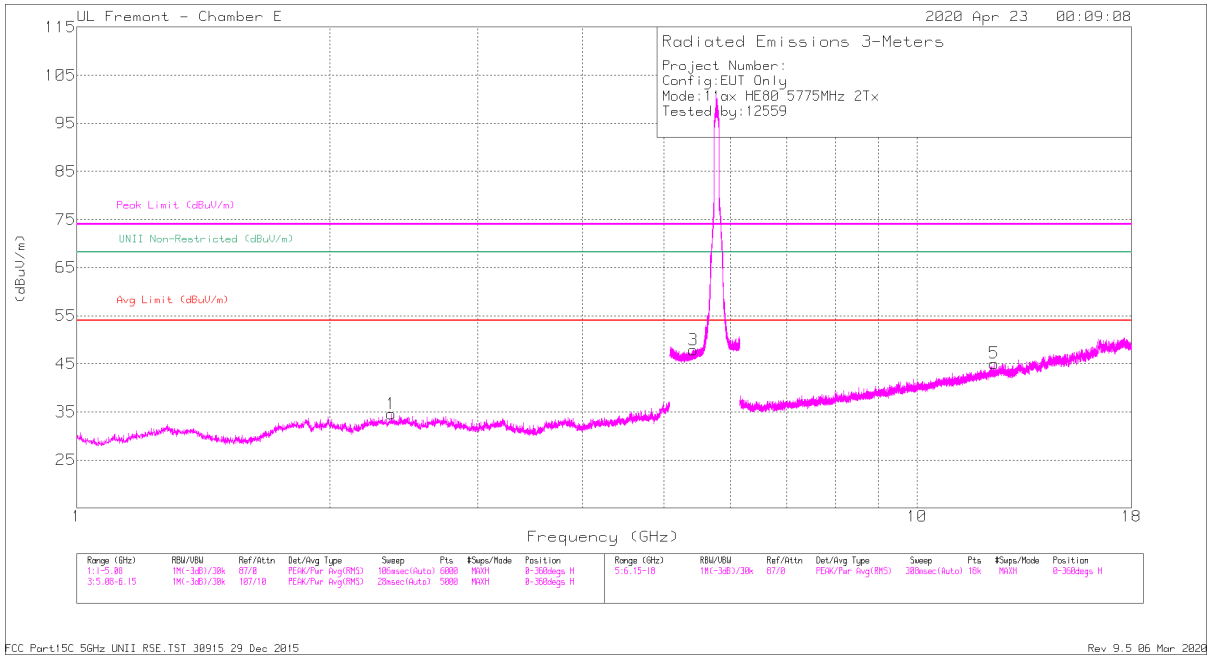

HORIZONTAL

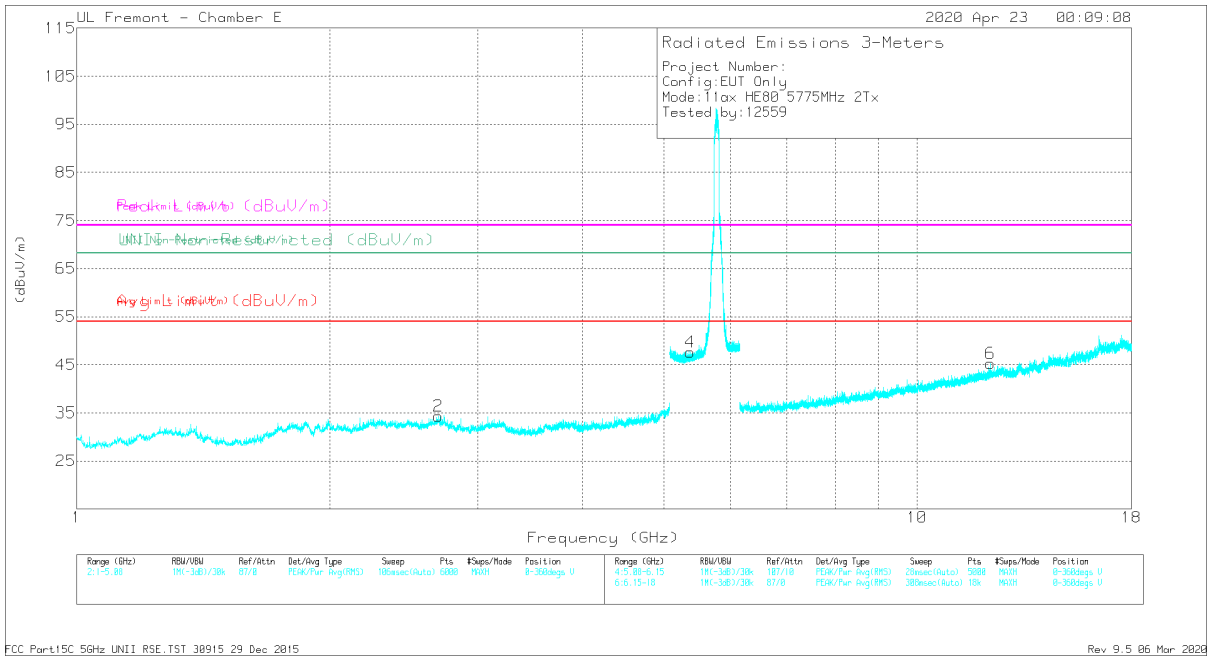

VERTICAL

UL VERIFICATION SERVICES INC.
47173 Benicia Street, Fremont, CA 94538; USA TEL:(510) 319-4000 FAX:(510) 661-0888
This report shall not be reproduced except in full, without the written approval of UL Verification Services Inc.

RADIATED EMISSIONS

Marker	Frequency (GHz)	Meter Reading (dBuV)	Det	AF T712 (dB/m)	Amp/Cbl/Fltr/Pad (dB)	Corrected Reading (dBuV/m)	Avg Limit (dBuV/m)	Margin (dB)	Peak Limit (dBuV/m)	PK Margin (dB)	UNII Non-Restricted (dBuV/m)	PK Margin (dB)	Azimuth (Degs)	Height (cm)	Polarity
1	* 2.36967	44.42	PK-U	32.1	-35.3	41.22	-	-	74	-32.78	-	-	198	176	H
	* 2.36938	32.6	ADR	32.1	-35.3	29.4	54	-24.6	-	-	-	-	198	176	H
2	* 2.69053	44.71	PK-U	32.6	-35.6	41.71	-	-	74	-32.29	-	-	279	116	V
	* 2.69053	32.74	ADR	32.6	-35.6	29.74	54	-24.26	-	-	-	-	279	116	V
3	* 5.42309	42.21	PK-U	34.5	-21.8	54.91	-	-	74	-19.09	-	-	162	233	H
	* 5.42403	30.7	ADR	34.5	-21.8	43.4	54	-10.6	-	-	-	-	162	233	H
4	* 5.37105	41.96	PK-U	34.5	-21.8	54.66	-	-	74	-19.34	-	-	248	208	V
	* 5.36939	30.5	ADR	34.5	-21.8	43.2	54	-10.8	-	-	-	-	248	208	V
5	* 12.35496	35.39	PK-U	38.9	-23.5	50.79	-	-	74	-23.21	-	-	59	158	H
	* 12.35568	24.37	ADR	38.9	-23.5	39.77	54	-14.23	-	-	-	-	59	158	H
6	* 12.22244	35.3	PK-U	38.8	-23.5	50.6	-	-	74	-23.4	-	-	74	307	V
	* 12.22386	24.23	ADR	38.8	-23.5	39.53	54	-14.47	-	-	-	-	74	307	V

* - indicates frequency in CFR47 Pt 15 / IC RSS-Restricted Band
PK-U - U-NII: Maximum Peak
ADR - U-NII AD primary method, RMS average

UL VERIFICATION SERVICES INC.
47173 Benicia Street, Fremont, CA 94538; USA TEL:(510) 319-4000 FAX:(510) 661-0888
This report shall not be reproduced except in full, without the written approval of UL Verification Services Inc.

2TX Antenna 5 + Antenna 6 OFDMA MODE – 26 Tones, RU Index 0

BANDEDGE (CHANNEL 155 LOW EDGE)

HORIZONTAL RESULT

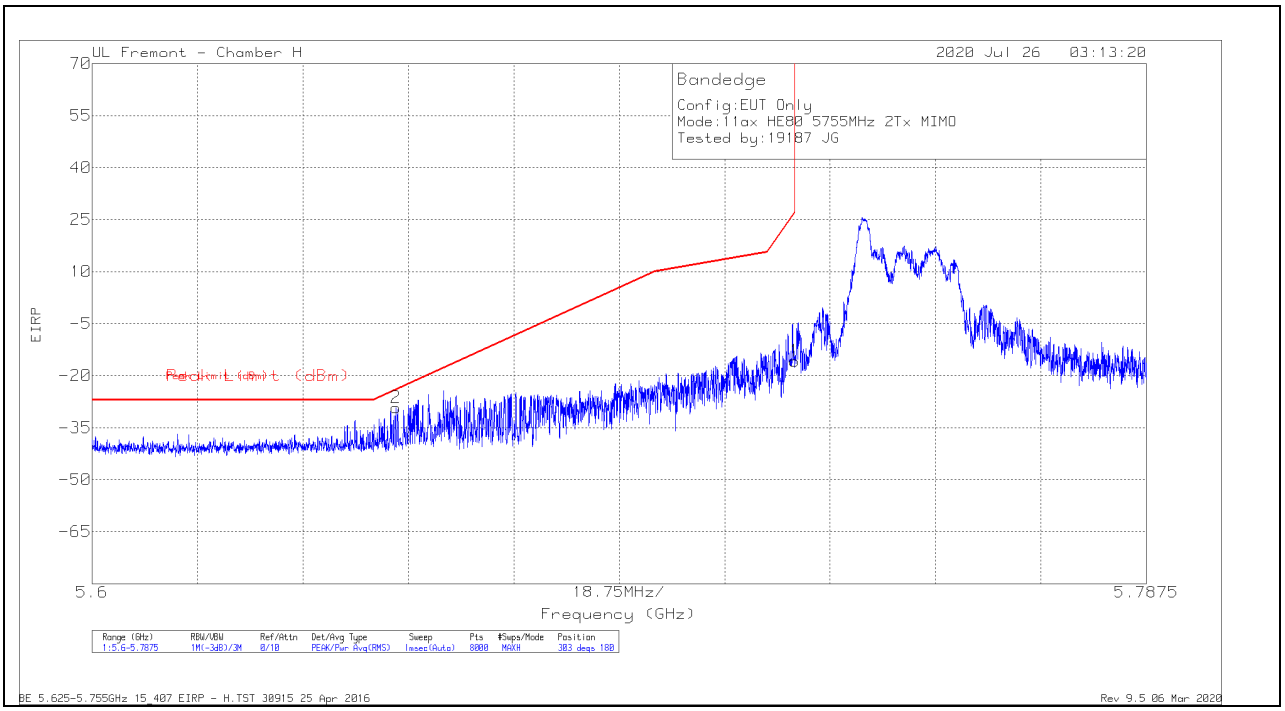

Marker	Frequency (GHz)	Meter Reading (dBm)	Det	AF T863 (dB/m)	Amp/Cbl/Fltr/Pad (dB)	Conversion Factor (dB)	Corrected Reading EIRP	Peak Limit (dBm)	PK Margin (dB)	Azimuth (Degs)	Height (cm)	Polarity
2	5.65401	-55.01	Pk	35.1	-21.1	11.8	-29.21	-24.04	-5.17	303	180	H
1	5.72498	-41.46	Pk	35	-21.1	11.8	-15.76	26.96	-42.72	303	180	H

Pk - Peak detector

UL VERIFICATION SERVICES INC.
47173 Benicia Street, Fremont, CA 94538; USA TEL:(510) 319-4000 FAX:(510) 661-0888
This report shall not be reproduced except in full, without the written approval of UL Verification Services Inc.

VERTICAL RESULT

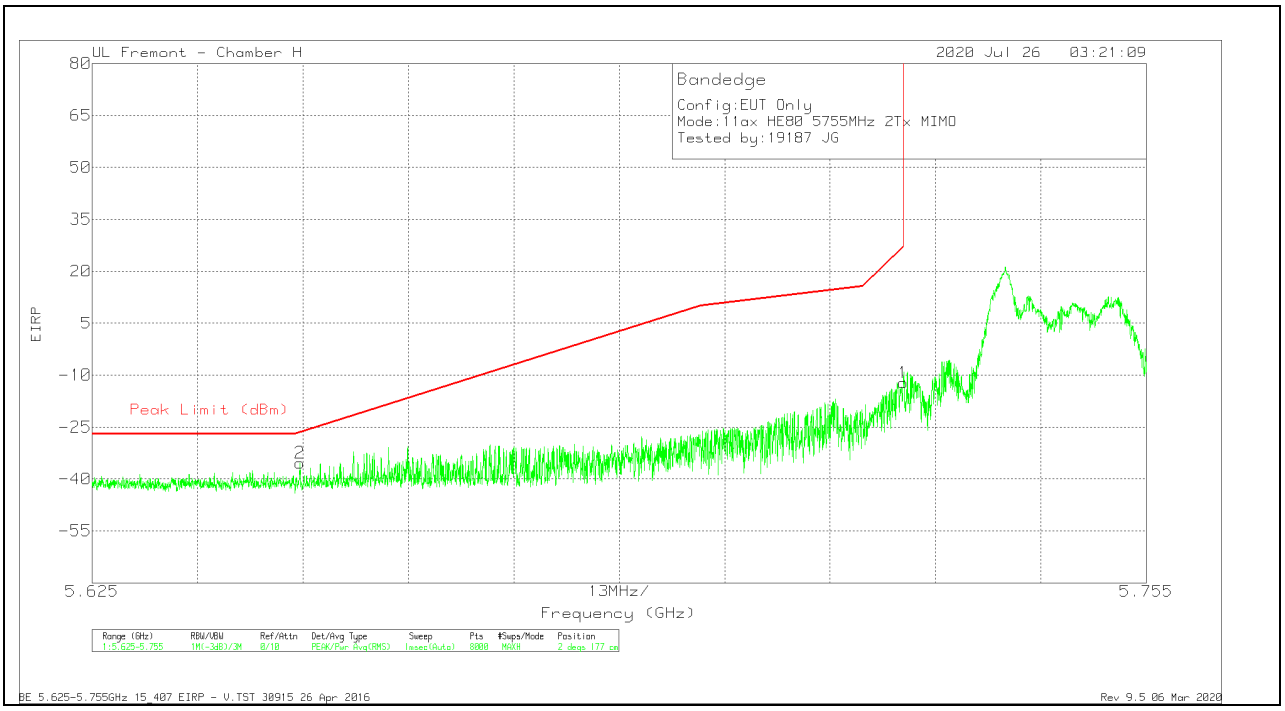

Marker	Frequency (GHz)	Meter Reading (dBm)	Det	AF T863 (dB/m)	Amp/Cbl/Fltr/Pad (dB)	Conversion Factor (dB)	Corrected Reading EIRP	Peak Limit (dBm)	PK Margin (dB)	Azimuth (Degs)	Height (cm)	Polarity
2	5.65063	-61.18	Pk	35.1	-21.1	11.8	-35.38	-26.53	-8.85	2	177	V
1	5.725	-37.9	Pk	35	-21.1	11.8	-12.2	27	-39.2	2	177	V

Pk - Peak detector

UL VERIFICATION SERVICES INC.
47173 Benicia Street, Fremont, CA 94538; USA TEL:(510) 319-4000 FAX:(510) 661-0888
This report shall not be reproduced except in full, without the written approval of UL Verification Services Inc.

2TX Antenna 5 + Antenna 6 OFDMA MODE – 26 Tones, RU Index 36

BANDEDGE (CHANNEL 155 HIGH EDGE)

HORIZONTAL RESULT

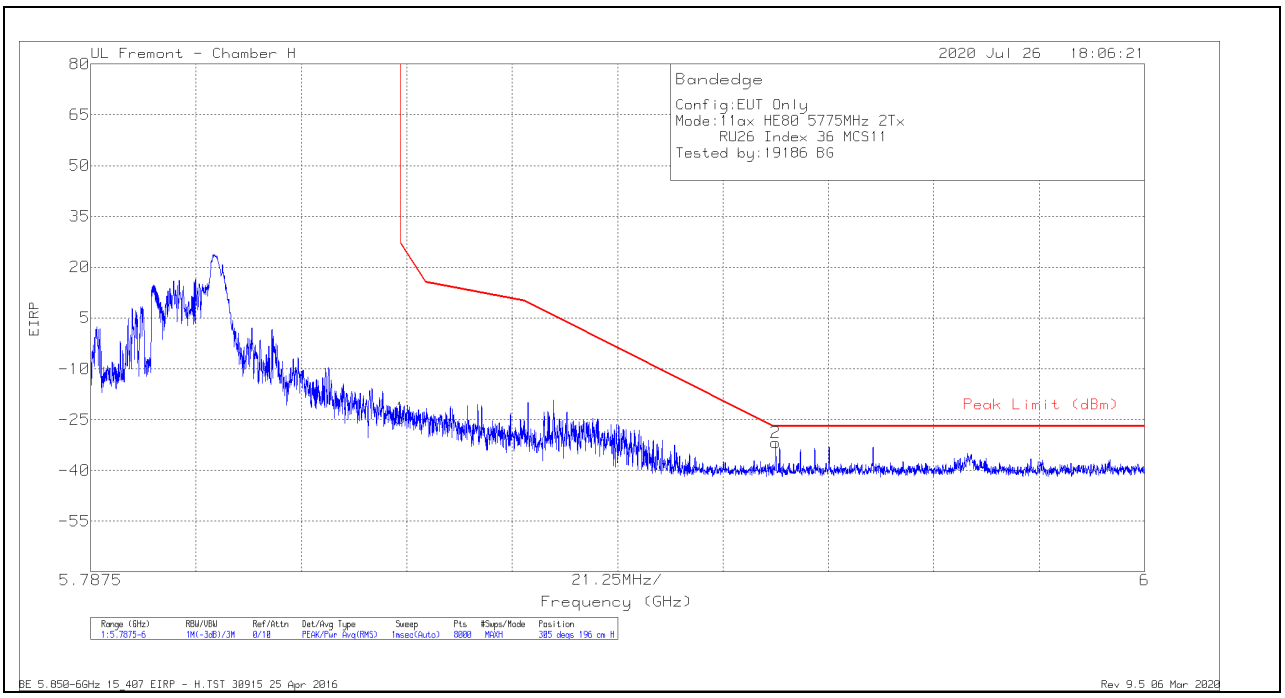

Marker	Frequency (GHz)	Meter Reading (dBm)	Det	AF T863 (dB/m)	Amp/Cbl/Fltr/Pad (dB)	Conversion Factor (dB)	Corrected Reading EIRP	Peak Limit (dBm)	PK Margin (dB)	Azimuth (Degs)	Height (cm)	Polarity
1	5.85001	-50.79	Pk	35	-20.7	11.8	-24.69	26.98	-51.67	305	196	H
2	5.92562	-58.29	Pk	35.1	-20.4	11.8	-31.79	-27	-4.79	305	196	H

Pk - Peak detector

UL VERIFICATION SERVICES INC.
47173 Benicia Street, Fremont, CA 94538; USA TEL:(510) 319-4000 FAX:(510) 661-0888
This report shall not be reproduced except in full, without the written approval of UL Verification Services Inc.

VERTICAL RESULT

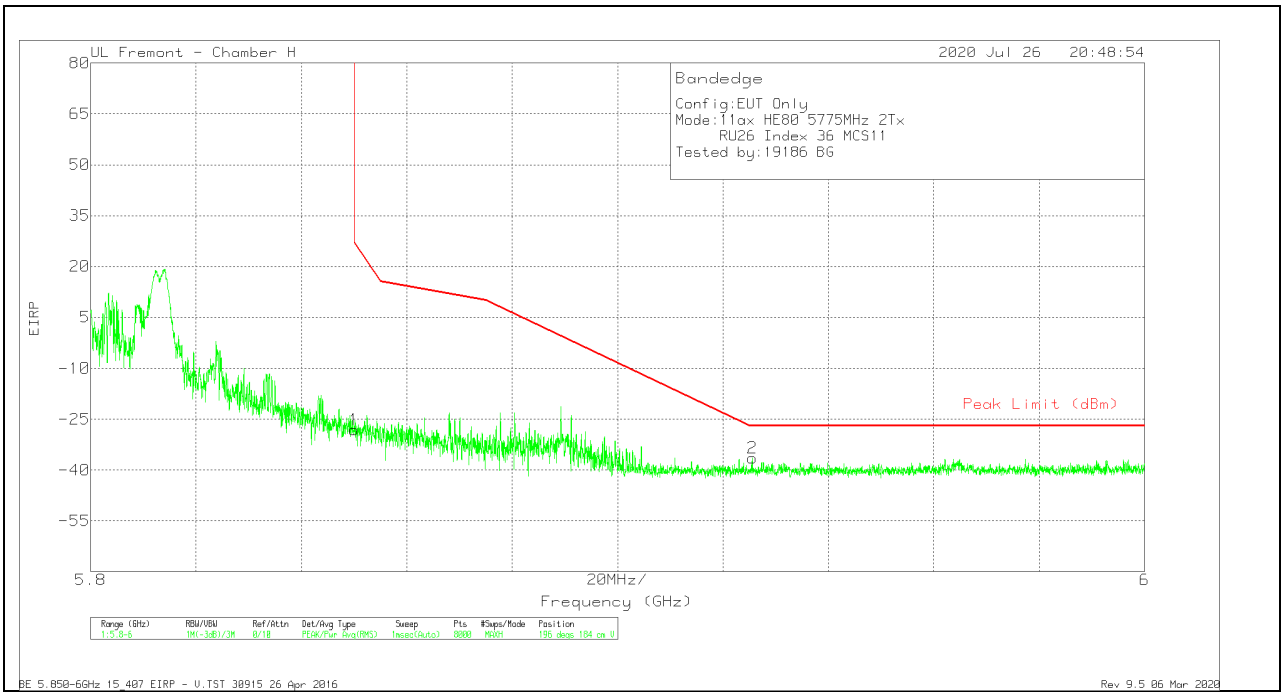

Marker	Frequency (GHz)	Meter Reading (dBm)	Det	AF T863 (dB/m)	Amp/Cbl/Fltr/Pad (dB)	Conversion Factor (dB)	Corrected Reading EIRP	Peak Limit (dBm)	PK Margin (dB)	Azimuth (Degs)	Height (cm)	Polarity
1	5.85001	-54.16	Pk	35	-20.7	11.8	-28.06	26.99	-55.05	196	184	V
2	5.92559	-63	Pk	35.1	-20.4	11.8	-36.5	-27	-9.5	196	184	V

Pk - Peak detector

UL VERIFICATION SERVICES INC.
47173 Benicia Street, Fremont, CA 94538; USA TEL:(510) 319-4000 FAX:(510) 661-0888
This report shall not be reproduced except in full, without the written approval of UL Verification Services Inc.

HARMONICS AND SPURIOUS EMISSIONS

26 Tones, RU Index 36 RESULTS

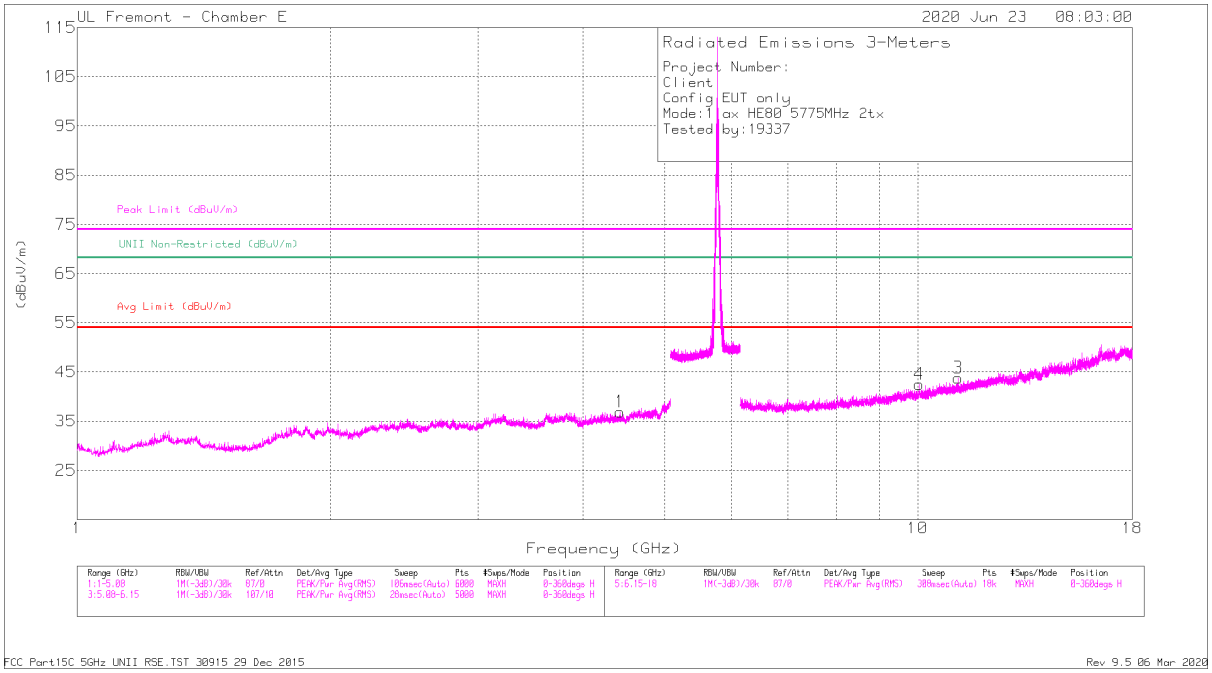

HORIZONTAL

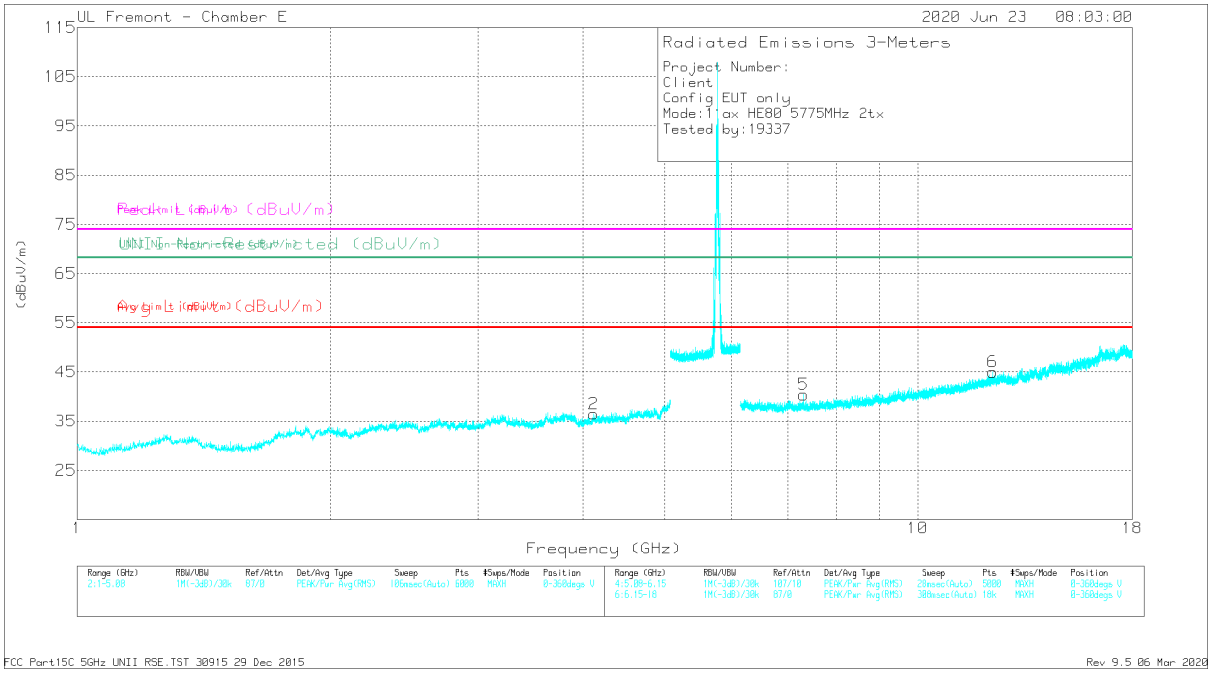

VERTICAL

UL VERIFICATION SERVICES INC.
47173 Benicia Street, Fremont, CA 94538; USA TEL:(510) 319-4000 FAX:(510) 661-0888
This report shall not be reproduced except in full, without the written approval of UL Verification Services Inc.

RADIATED EMISSIONS

Marker	Frequency (GHz)	Meter Reading (dBuV)	Det	AF T712 (dB/m)	Amp/Cbl/Fltr/ Pad (dB)	Corrected Reading (dBuV/m)	Avg Limit (dBuV/m)	Margin (dB)	Peak Limit (dBuV/m)	PK Margin (dB)	UNII Non-Restricted (dBuV/m)	PK Margin (dB)	Azimuth (Degs)	Height (cm)	Polarity
2	* 4.11464	41.91	PK-U	33.7	-32.4	43.21	-	-	74	-30.79	-	-	295	111	V
	* 4.11527	30.22	ADR	33.7	-32.4	31.52	54	-22.48	-	-	-	-	295	111	V
3	* 11.16668	36.15	PK-U	37.7	-24.6	49.25	-	-	74	-24.75	-	-	286	140	H
	* 11.16862	24.41	ADR	37.7	-24.6	37.51	54	-16.49	-	-	-	-	286	140	H
5	* 7.31068	38.3	PK-U	35.6	-28.1	45.8	-	-	74	-28.2	-	-	314	110	V
	* 7.31013	26.63	ADR	35.6	-28.1	34.13	54	-19.87	-	-	-	-	314	110	V
6	* 12.28251	35.01	PK-U	38.9	-23.5	50.41	-	-	74	-23.59	-	-	325	138	V
	* 12.28086	23.63	ADR	38.9	-23.5	39.03	54	-14.97	-	-	-	-	325	138	V
1	4.42414	30.72	ADR	33.7	-32.2	32.22	-	-	-	-	-	-	288	199	H
	4.4243	42.61	PK-U	33.7	-32.2	44.11	-	-	-	-	68.2	-24.09	288	199	H
4	10.03937	25.06	ADR	36.9	-25.3	36.66	-	-	-	-	-	-	168	102	H
	10.03966	36.97	PK-U	36.9	-25.3	48.57	-	-	-	-	68.2	-19.63	168	102	H

* - indicates frequency in CFR47 Pt 15 / IC RSS-Restricted Band
PK-U - U-NII: Maximum Peak
ADR - U-NII AD primary method, RMS average

UL VERIFICATION SERVICES INC.
47173 Benicia Street, Fremont, CA 94538; USA TEL:(510) 319-4000 FAX:(510) 661-0888
This report shall not be reproduced except in full, without the written approval of UL Verification Services Inc.

1.2. WORST CASE BELOW 1 GHZ

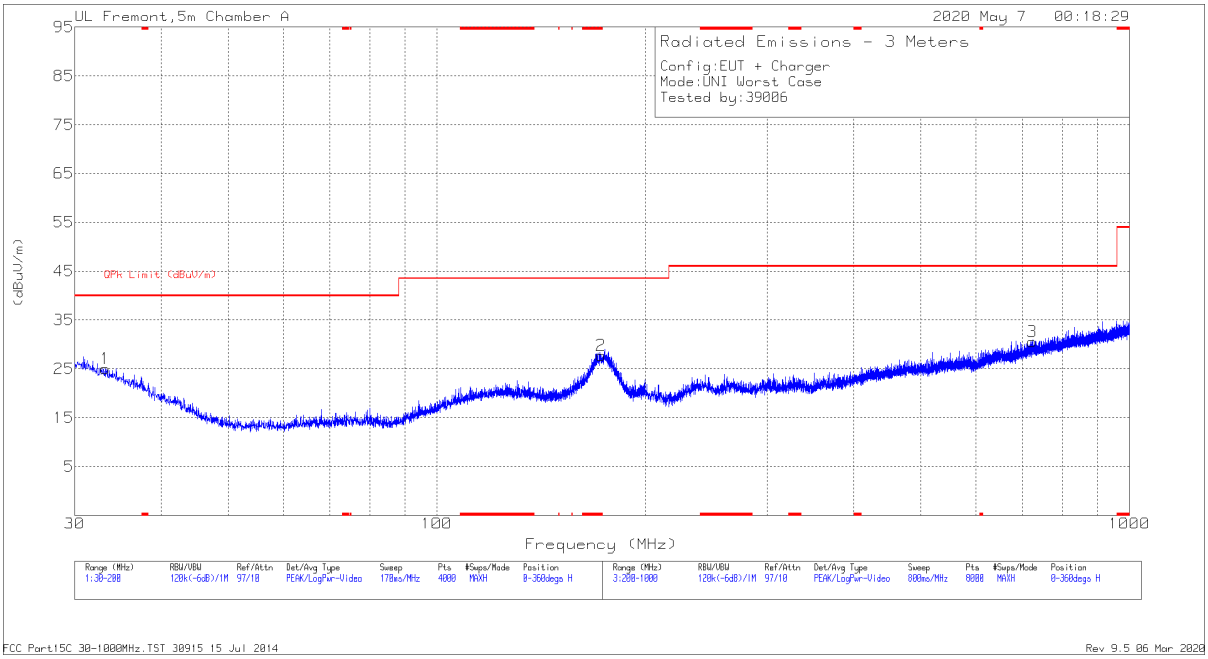

HORIZONTAL

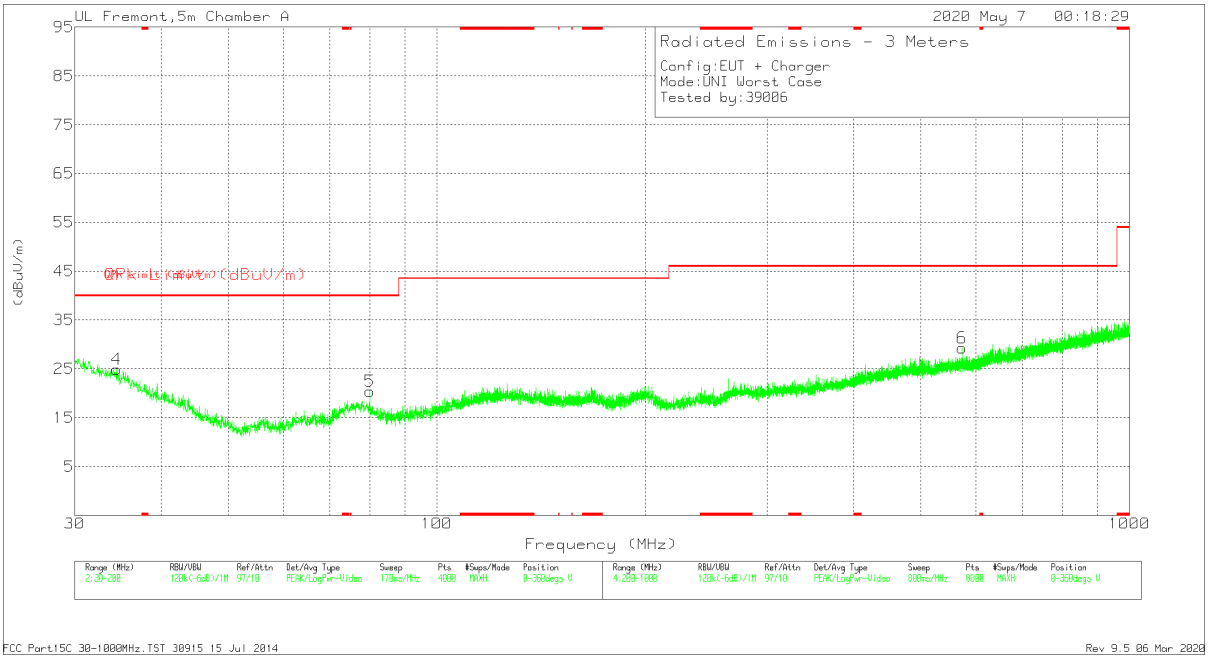

VERTICAL

UL VERIFICATION SERVICES INC.
47173 Benicia Street, Fremont, CA 94538; USA TEL:(510) 319-4000 FAX:(510) 661-0888
This report shall not be reproduced except in full, without the written approval of UL Verification Services Inc.

Below 1GHz DATA

Marker	Frequency (MHz)	Meter Reading (dBuV)	Det	AF PRE0181575 (dB)	Amp/Cbl (dB/m)	Corrected Reading (dBuV/m)	QPk Limit (dBuV/m)	Margin (dB)	Azimuth (Degs)	Height (cm)	Polarity
2	* 172.6669	35.75	Pk	17.4	-25.4	27.75	43.52	-15.77	0-360	107	H
1	33.2308	27.69	Pk	24.6	-27.2	25.09	40	-14.91	0-360	401	H
4	34.4637	28.46	Pk	23.7	-27.2	24.96	40	-15.04	0-360	100	V
5	80.0354	33.5	Pk	13.4	-26.5	20.4	40	-19.6	0-360	100	V
6	572.8485	29.55	Pk	24.5	-24.8	29.25	46.02	-16.77	0-360	195	V
3	724.4682	27.94	Pk	26.5	-23.9	30.54	46.02	-15.48	0-360	98	H

* - indicates frequency in CFR47 Pt 15 / IC RSS-Restricted Band
Pk - Peak detector

UL VERIFICATION SERVICES INC.
47173 Benicia Street, Fremont, CA 94538; USA TEL:(510) 319-4000 FAX:(510) 661-0888
This report shall not be reproduced except in full, without the written approval of UL Verification Services Inc.

1.3. WORST CASE 18-26 GHZ

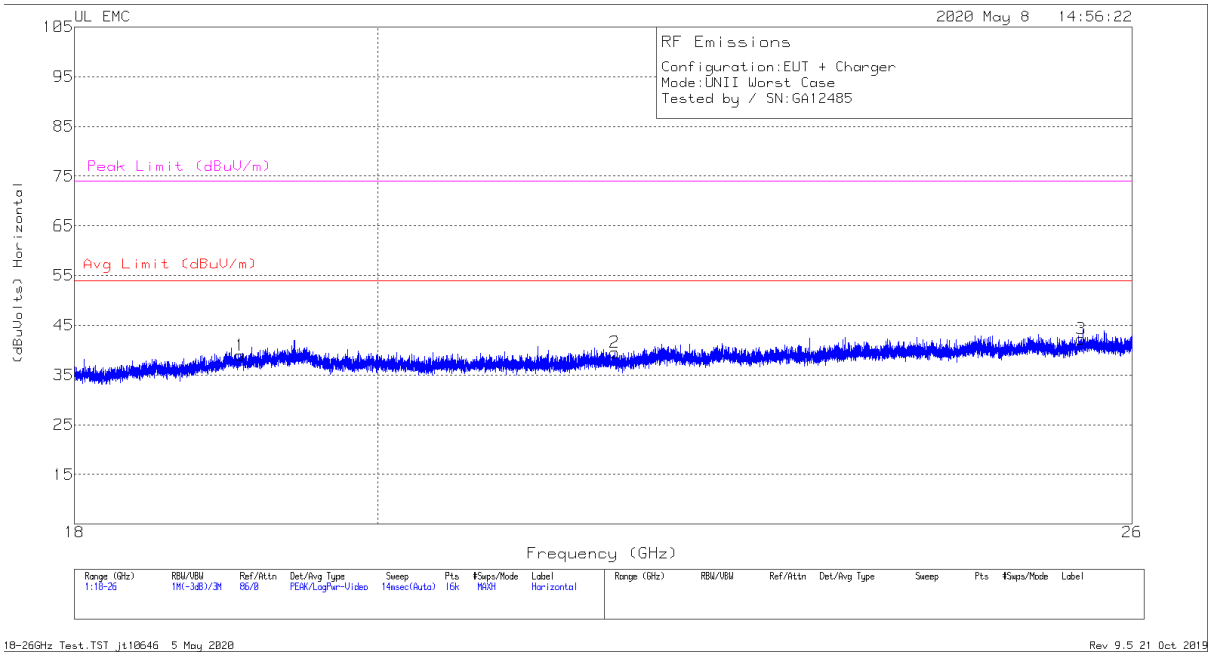

HORIZONTAL

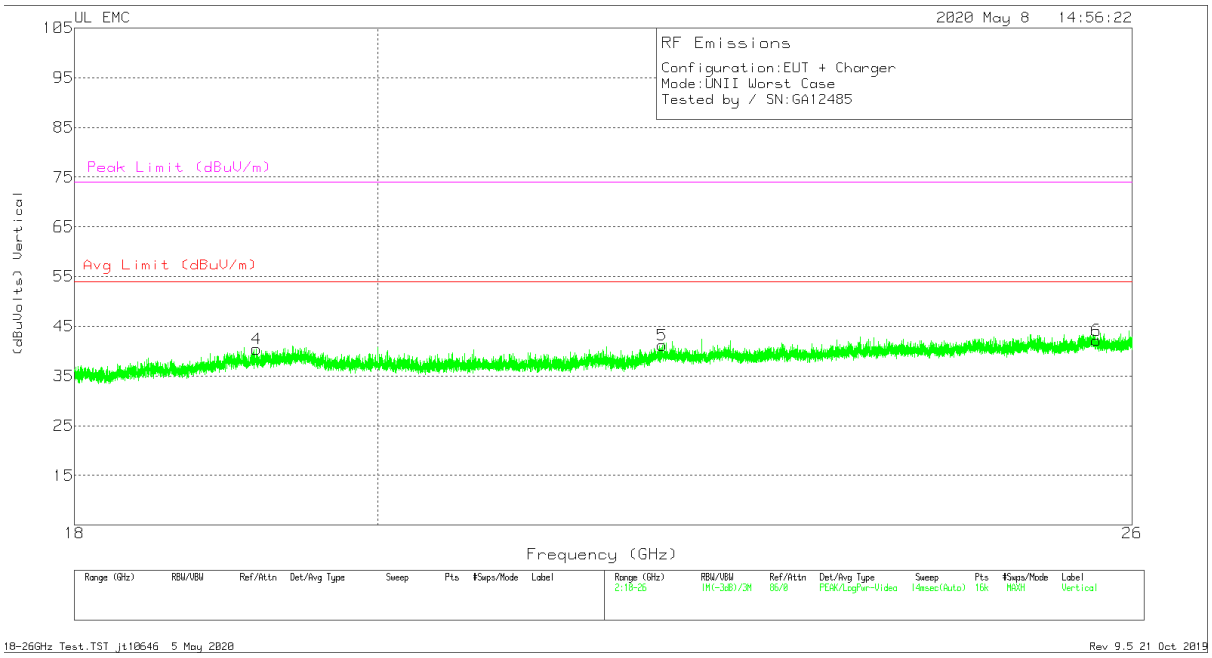

VERTICAL

UL VERIFICATION SERVICES INC.
47173 Benicia Street, Fremont, CA 94538; USA TEL:(510) 319-4000 FAX:(510) 661-0888
This report shall not be reproduced except in full, without the written approval of UL Verification Services Inc.

18 – 26GHz DATA

Marker	Frequency (GHz)	Meter Reading (dBuV)	Det	T125 AF (dB/m)	Amp/Cbl (dB)	Dist Corr (dB)	Corrected Reading (dBuVolts)	Avg Limit (dBuV/m)	Margin (dB)	Peak Limit (dBuV/m)	PK Margin (dB)
1	19.06768	35.3	Pk	32.7	-19.5	-9.5	39	54	-15	74	-35
2	21.71977	36.43	Pk	33.2	-20.6	-9.5	39.53	54	-14.47	74	-34.47
3	25.54253	37.05	Pk	34.2	-19.5	-9.5	42.25	54	-11.75	74	-31.75
4	19.17593	36.82	Pk	32.8	-19.7	-9.5	40.42	54	-13.58	74	-33.58
5	22.0795	37.28	Pk	33.4	-20	-9.5	41.18	54	-12.82	74	-32.82
6	25.67902	37.42	Pk	34.2	-20	-9.5	42.12	54	-11.88	74	-31.88

Pk - Peak detector

UL VERIFICATION SERVICES INC.
47173 Benicia Street, Fremont, CA 94538; USA TEL:(510) 319-4000 FAX:(510) 661-0888
This report shall not be reproduced except in full, without the written approval of UL Verification Services Inc.

1.4. WORST CASE 26-40 GHZ

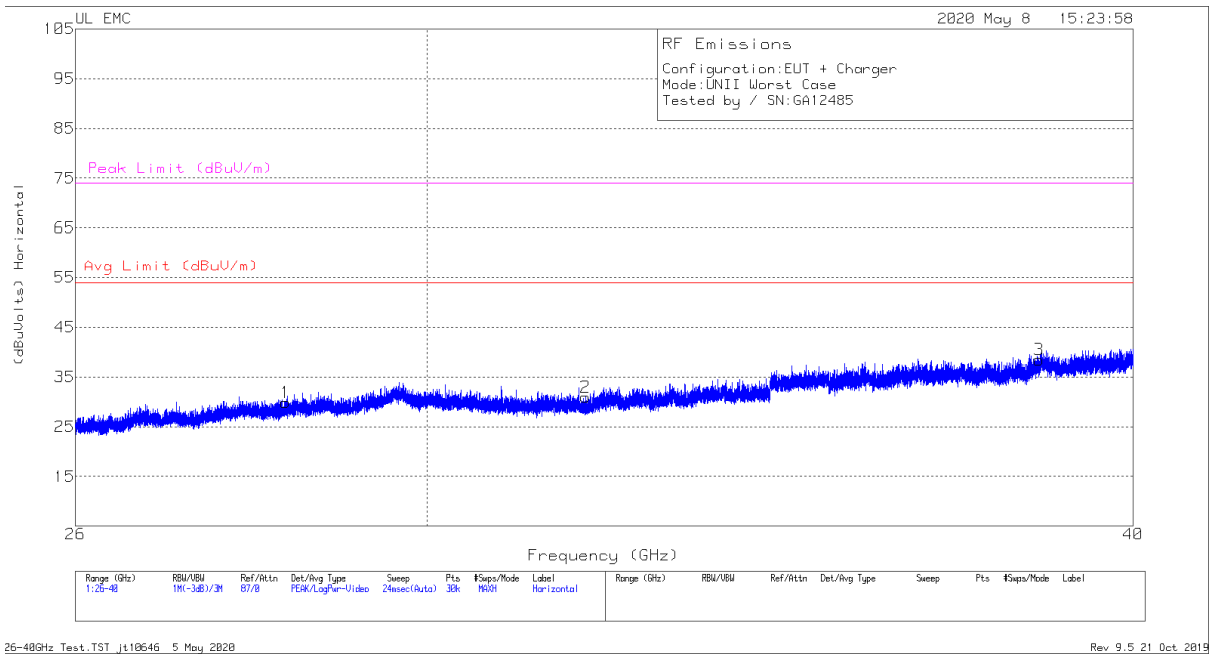

HORIZONTAL

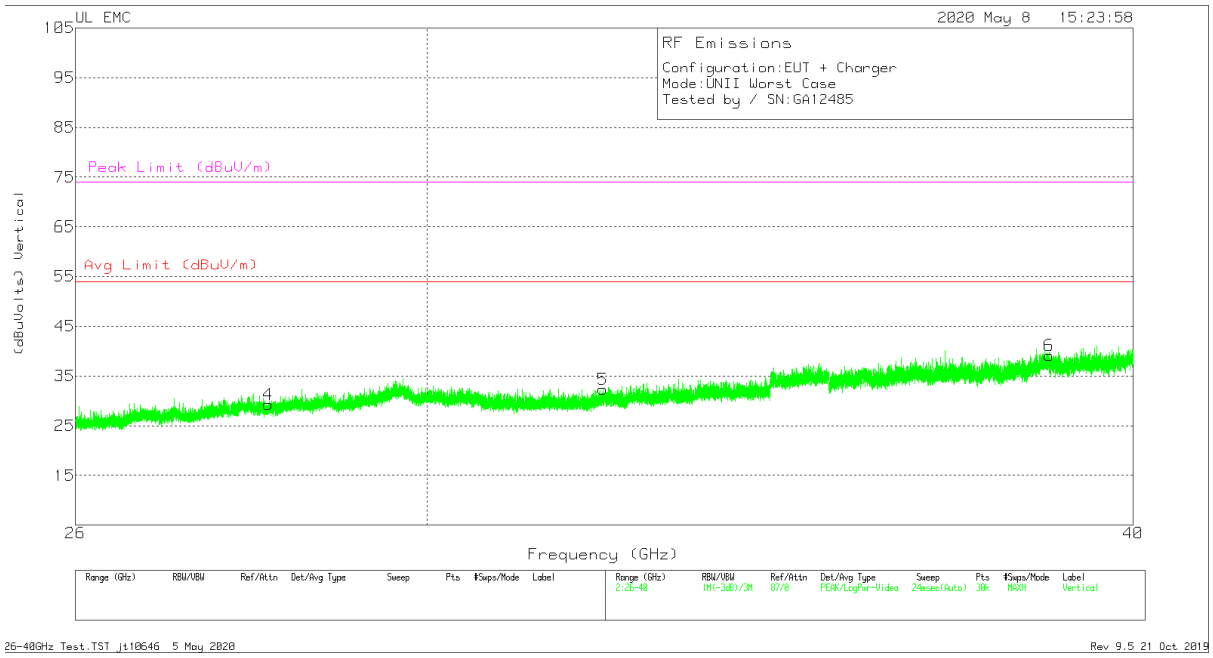

VERTICAL

UL VERIFICATION SERVICES INC.
47173 Benicia Street, Fremont, CA 94538; USA TEL:(510) 319-4000 FAX:(510) 661-0888
This report shall not be reproduced except in full, without the written approval of UL Verification Services Inc.

26 – 40GHz DATA

Marker	Frequency (GHz)	Meter Reading (dBuV)	Det	PRE018220 3 AF (dB/m)	Amp/Cbl (dB)	Dist Corr (dB)	Corrected Reading (dBuVolts)	Avg Limit (dBuV/m)	Margin (dB)	Peak Limit (dBuV/m)	PK Margin (dB)
1	28.31918	31.39	Pk	36.2	-28.2	-9.5	29.89	54	-24.11	74	-44.11
2	32.00467	31.58	Pk	36.6	-27.7	-9.5	30.98	54	-23.02	74	-43.02
3	38.49185	35.17	Pk	38.2	-25.4	-9.5	38.47	54	-15.53	74	-35.53
4	28.12319	31.3	Pk	36.1	-28.6	-9.5	29.3	54	-24.7	74	-44.7
5	32.22772	32.71	Pk	37	-27.9	-9.5	32.31	54	-21.69	74	-41.69
6	38.65517	35.61	Pk	38.2	-25.2	-9.5	39.11	54	-14.89	74	-34.89

Pk - Peak detector

UL VERIFICATION SERVICES INC.
47173 Benicia Street, Fremont, CA 94538; USA TEL:(510) 319-4000 FAX:(510) 661-0888
This report shall not be reproduced except in full, without the written approval of UL Verification Services Inc.

2. AC POWER LINE CONDUCTED EMISSIONS

LIMITS

FCC §15.207 (a)

Frequency of Emission (MHz)	Conducted Limit (dBµV)	
	Quasi-peak	Average
0.15-0.5	66 to 56 *	56 to 46 *
0.5-5	56	46
5-30	60	50

*Decreases with the logarithm of the frequency.

TEST PROCEDURE

The EUT is placed on a non-conducting table 40 cm from the vertical ground plane and 80 cm above the horizontal ground plane. The EUT is configured in accordance with ANSI C63.10.

The receiver is set to a resolution bandwidth of 9 kHz. Peak detection is used unless otherwise noted as quasi-peak or average.

Line conducted data is recorded for both NEUTRAL and HOT lines.

RESULTS

UL VERIFICATION SERVICES INC.
47173 Benicia Street, Fremont, CA 94538; USA TEL:(510) 319-4000 FAX:(510) 661-0888
This report shall not be reproduced except in full, without the written approval of UL Verification Services Inc.

2.1. AC Power Line Host

LINE 1 RESULTS

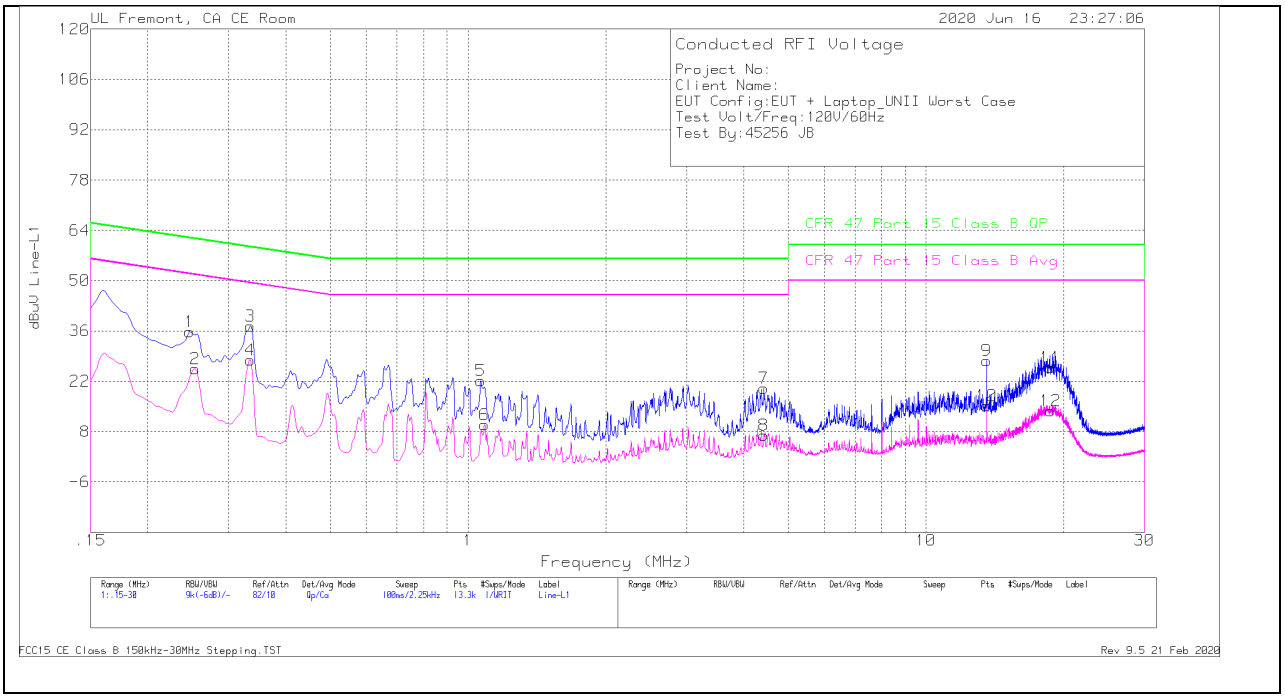

Range 1: Line-L1 .15 - 30MHz											
Marker	Frequency (MHz)	Meter Reading (dBuV)	Det	PRE018644 6 LISN L1	LC Cables C1&C3	Limiter (dB)	Corrected Reading dBuV	CFR 47 Part 15 Class B QP	QP Margin (dB)	CFR 47 Part 15 Class B Avg	Av(CISPR)Margin (dB)
1	.24675	25.83	Qp	0	0	10	35.83	61.87	-26.04	-	-
2	.2535	15.5	Ca	0	0	10	25.5	-	-	51.64	-26.14
3	.3345	27.35	Qp	0	0	10	37.35	59.34	-21.99	-	-
4	.3345	18	Ca	0	0	10	28	-	-	49.34	-21.34
5	1.06575	12.09	Qp	0	.1	10	22.19	56	-33.81	-	-
6	1.086	-.08	Ca	0	.1	10	10.02	-	-	46	-35.98
7	4.425	9.83	Qp	0	.1	10.1	20.03	56	-35.97	-	-
8	4.4295	-3.26	Ca	0	.1	10.1	6.94	-	-	46	-39.06
9	13.56	17.39	Qp	.1	.2	10.1	27.79	60	-32.21	-	-
10	13.56	4.74	Ca	.1	.2	10.1	15.14	-	-	50	-34.86
11	18.72825	15.31	Qp	0	.3	10.2	25.81	60	-34.19	-	-
12	18.72825	3.29	Ca	0	.3	10.2	13.79	-	-	50	-36.21

Qp - Quasi-Peak detector
Ca - CISPR average detection

FCC15 CE Class B 150kHz-30MHz Stepping.TST
Rev 9.5 21 Feb 2020

UL VERIFICATION SERVICES INC.
47173 Benicia Street, Fremont, CA 94538; USA TEL:(510) 319-4000 FAX:(510) 661-0888
This report shall not be reproduced except in full, without the written approval of UL Verification Services Inc.

LINE 2 RESULTS

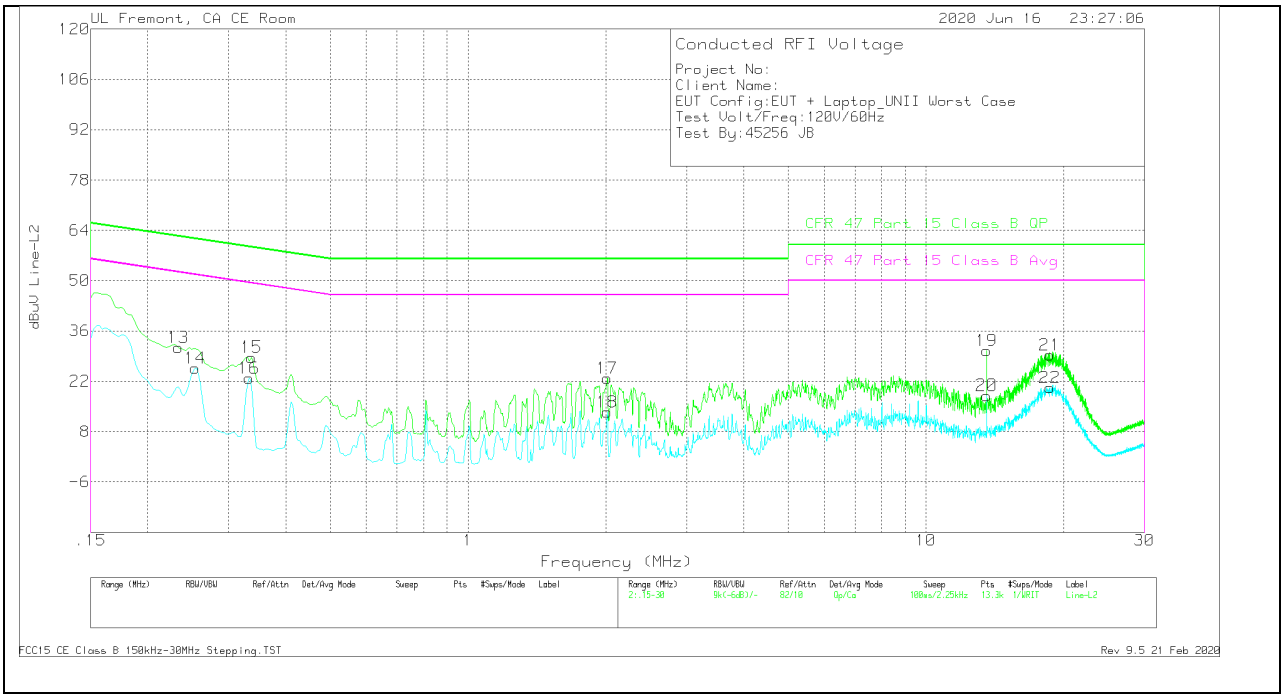

Range 2: Line-L2 .15 - 30MHz											
Marker	Frequency (MHz)	Meter Reading (dBuV)	Det	PRE018644 6 LISN L2	LC Cables C2&C3	Limiter (dB)	Corrected Reading dBuV	CFR 47 Part 15 Class B QP	QP Margin (dB)	CFR 47 Part 15 Class B Avg	Av(CISPR)Margin (dB)
13	.23325	21.49	Qp	0	0	10	31.49	62.33	-30.84	-	-
14	.2535	15.65	Ca	0	0	10	25.65	-	-	51.64	-25.99
15	.33675	18.7	Qp	0	0	10	28.7	59.28	-30.58	-	-
16	.33225	12.83	Ca	0	0	10	22.83	-	-	49.39	-26.56
17	2.01525	12.72	Qp	0	.1	10	22.82	56	-33.18	-	-
18	2.01525	3.29	Ca	0	.1	10	13.39	-	-	46	-32.61
19	13.56	20.07	Qp	.1	.2	10.1	30.47	60	-29.53	-	-
20	13.56	7.66	Ca	.1	.2	10.1	18.06	-	-	50	-31.94
21	18.65175	18.86	Qp	0	.3	10.2	29.36	60	-30.64	-	-
22	18.65175	9.7	Ca	0	.3	10.2	20.2	-	-	50	-29.8

Qp - Quasi-Peak detector
Ca - CISPR average detection

FCC15 CE Class B 150kHz-30MHz Stepping.TST
Rev 9.5 21 Feb 2020

UL VERIFICATION SERVICES INC.
47173 Benicia Street, Fremont, CA 94538; USA TEL:(510) 319-4000 FAX:(510) 661-0888
This report shall not be reproduced except in full, without the written approval of UL Verification Services Inc.

2.2. AC Power Line Norm

LINE 1 RESULTS

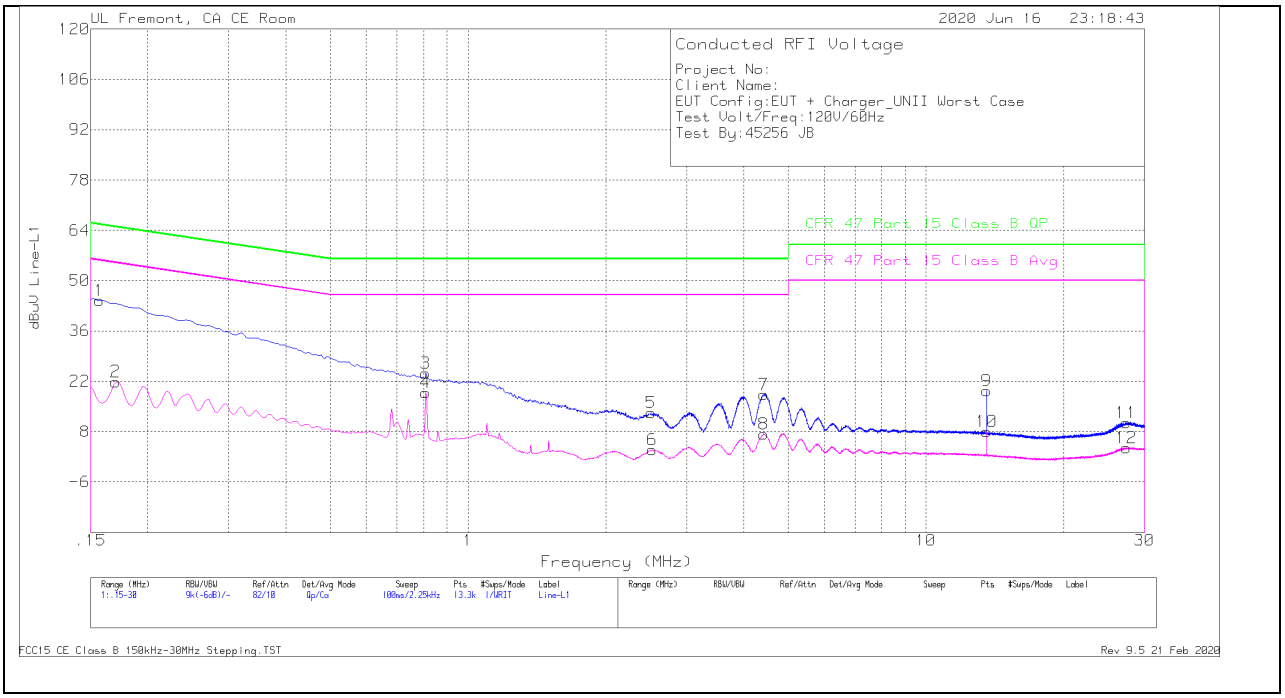

Range 1: Line-L1 .15 - 30MHz											
Marker	Frequency (MHz)	Meter Reading (dBuV)	Det	PRE018644 6 LISN L1	LC Cables C1&C3	Limiter (dB)	Corrected Reading dBuV	CFR 47 Part 15 Class B QP	QP Margin (dB)	CFR 47 Part 15 Class B Avg	Av(CISPR)M argin (dB)
1	.15675	34.45	Qp	.1	0	10	44.55	65.63	-21.08	-	-
2	.17025	11.9	Ca	0	0	10	21.9	-	-	54.95	-33.05
3	.80925	14.29	Qp	0	0	10	24.29	56	-31.71	-	-
4	.80925	8.81	Ca	0	0	10	18.81	-	-	46	-27.19
5	2.51025	3.11	Qp	0	.1	10	13.21	56	-42.79	-	-
6	2.526	-7.21	Ca	0	.1	10	2.89	-	-	46	-43.11
7	4.425	8.11	Qp	0	.1	10.1	18.31	56	-37.69	-	-
8	4.425	-2.9	Ca	0	.1	10.1	7.3	-	-	46	-38.7
9	13.56	9.03	Qp	.1	.2	10.1	19.43	60	-40.57	-	-
10	13.56	-2.33	Ca	.1	.2	10.1	8.07	-	-	50	-41.93
11	27.39075	-.26	Qp	0	.4	10.3	10.44	60	-49.56	-	-
12	27.393	-7.25	Ca	0	.4	10.3	3.45	-	-	50	-46.55

Qp - Quasi-Peak detector
Ca - CISPR average detection

FCC15 CE Class B 150kHz-30MHz Stepping.TST
Rev 9.5 21 Feb 2020

UL VERIFICATION SERVICES INC.
47173 Benicia Street, Fremont, CA 94538; USA TEL:(510) 319-4000 FAX:(510) 661-0888
This report shall not be reproduced except in full, without the written approval of UL Verification Services Inc.

LINE 2 RESULTS

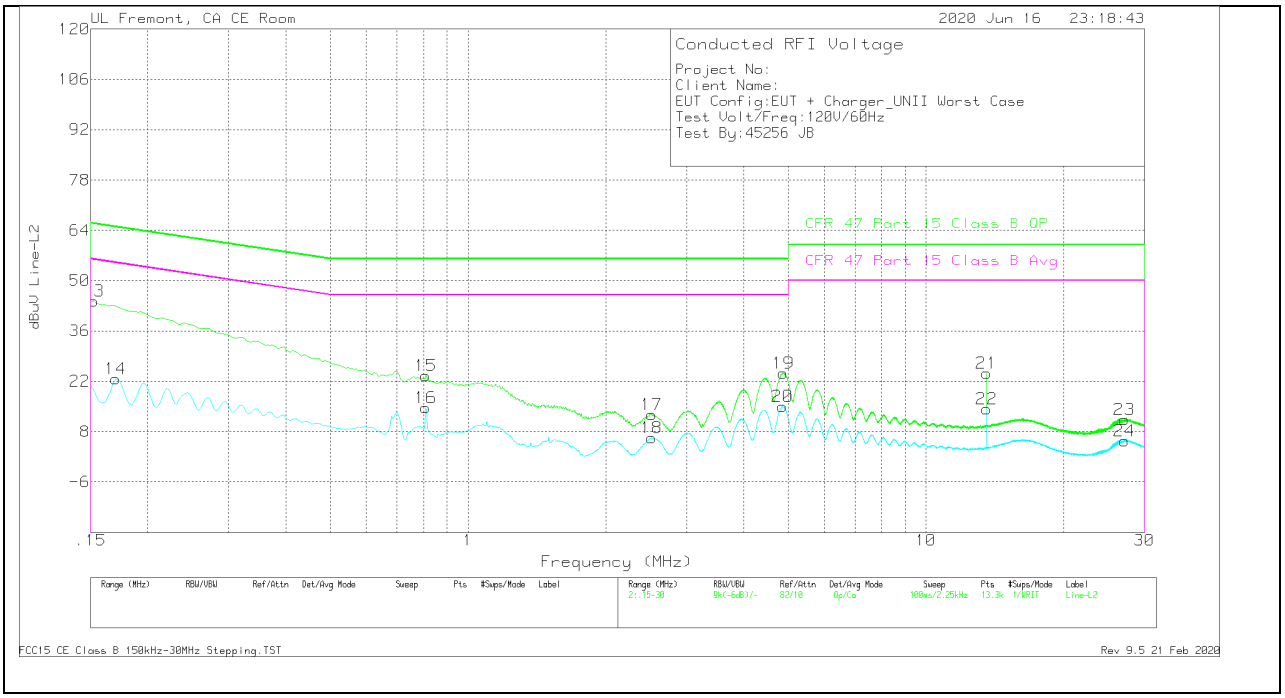

Range 2: Line-L2 .15 - 30MHz											
Marker	Frequency (MHz)	Meter Reading (dBuV)	Det	PRE018644 6 LISN L2	LC Cables C2&C3	Limiter (dB)	Corrected Reading dBuV	CFR 47 Part 15 Class B QP	QP Margin (dB)	CFR 47 Part 15 Class B Avg	Av(CISPR)M argin (dB)
13	.15225	34.34	Qp	0	0	10	44.34	65.88	-21.54	-	-
14	.17025	12.61	Ca	0	0	10	22.61	-	-	54.95	-32.34
15	.80925	13.6	Qp	0	0	10	23.6	56	-32.4	-	-
16	.80925	4.69	Ca	0	0	10	14.69	-	-	46	-31.31
17	2.517	2.72	Qp	0	.1	10	12.82	56	-43.18	-	-
18	2.51588	-3.8	Ca	0	.1	10	6.3	-	-	46	-39.7
19	4.884	14.1	Qp	0	.1	10.1	24.3	56	-31.7	-	-
20	4.857	4.84	Ca	0	.1	10.1	15.04	-	-	46	-30.96
21	13.56	13.8	Qp	.1	.2	10.1	24.2	60	-35.8	-	-
22	13.56	3.85	Ca	.1	.2	10.1	14.25	-	-	50	-35.75
23	27.105	.5	Qp	.1	.4	10.3	11.3	60	-48.7	-	-
24	27.1005	-5.36	Ca	.1	.4	10.3	5.44	-	-	50	-44.56

Qp - Quasi-Peak detector
Ca - CISPR average detection

FCC15 CE Class B 150kHz-30MHz Stepping.TST
Rev 9.5 21 Feb 2020

UL VERIFICATION SERVICES INC.
47173 Benicia Street, Fremont, CA 94538; USA TEL:(510) 319-4000 FAX:(510) 661-0888
This report shall not be reproduced except in full, without the written approval of UL Verification Services Inc.

3. SETUP PHOTOS

Please refer to 13179116-EP1V1 for setup photos

END OF TEST REPORT

UL VERIFICATION SERVICES INC.
47173 Benicia Street, Fremont, CA 94538; USA TEL:(510) 319-4000 FAX:(510) 661-0888
This report shall not be reproduced except in full, without the written approval of UL Verification Services Inc.