HAC-RF Emission ANT1

Communication System: UID 10021 - CAA, GSM-FDD (TDMA, GMSK); Frequency: 824.2 MHz; Duty Cycle: 1:8.6896
Phantom section: RF Section
DASY5 Configuration:
- Probe: EF3DV3 - SN4041; ConvF(1, 1, 1) @ 824.2 MHz; Calibrated: 3/18/2020
- Sensor-Surface: (Fix Surface)
- Electronics: DAE4 Sn1257; Calibrated: 10/10/2019
- Phantom: HAC Test Arch with AMCC; Type: SD HAC P01 BB
- Measurement SW: DASY52, Version 52.10 (2);SEMCAD X Version 14.6.12 (7470)

GSM850 E-Field measurement/Voice_ch 128/Hearing Aid Compatibility Test (101x101x1): Interpolated grid: dx=0.5000 mm, dy=0.5000 mm

Device Reference Point: 0, 0, -6.3 mm
Reference Value = 44.10 V/m; Power Drift = -0.07 dB
Applied MIF = 3.63 dB
RF audio interference level = 34.69 dBV/m
Emission category: M4

MIF scaled E-field

Grid 1 **M4** **31.9 dBV/m**	Grid 2 **M4** **34.57 dBV/m**	Grid 3 **M4** **34.68 dBV/m**
Grid 4 **M4** **32.26 dBV/m**	Grid 5 **M4** **34.69 dBV/m**	Grid 6 **M4** **34.76 dBV/m**
Grid 7 **M4** **32.5 dBV/m**	Grid 8 **M4** **34.39 dBV/m**	Grid 9 **M4** **34.42 dBV/m**



0 dB = 54.71 V/m = 34.76 dBV/m

HAC-RF Emission ANT1

Communication System: UID 10021 - CAA, GSM-FDD (TDMA, GMSK); Frequency: 836.6 MHz; Duty Cycle: 1:8.6896
Phantom section: RF Section
DASY5 Configuration:
- Probe: EF3DV3 - SN4041; ConvF(1, 1, 1) @ 836.6 MHz; Calibrated: 3/18/2020
- Sensor-Surface: (Fix Surface)
- Electronics: DAE4 Sn1257; Calibrated: 10/10/2019
- Phantom: HAC Test Arch with AMCC; Type: SD HAC P01 BB
- Measurement SW: DASY52, Version 52.10 (2);SEMCAD X Version 14.6.12 (7470)

GSM850 E-Field measurement/Voice_ch 190/Hearing Aid Compatibility Test (101x101x1): Interpolated grid: dx=0.5000 mm, dy=0.5000 mm

Device Reference Point: 0, 0, -6.3 mm
Reference Value = 47.13 V/m; Power Drift = -0.02 dB
Applied MIF = 3.63 dB
RF audio interference level = 34.09 dBV/m
Emission category: M4

MIF scaled E-field

Grid 1 **M4** **32.79 dBV/m**	Grid 2 **M4** **33.86 dBV/m**	Grid 3 **M4** **33.71 dBV/m**
Grid 4 **M4** **33.2 dBV/m**	Grid 5 **M4** **34.09 dBV/m**	Grid 6 **M4** **33.86 dBV/m**
Grid 7 **M4** **33.65 dBV/m**	Grid 8 **M4** **34.12 dBV/m**	Grid 9 **M4** **33.74 dBV/m**



0 dB = 50.81 V/m = 34.12 dBV/m

HAC-RF Emission ANT1

Communication System: UID 10021 - CAA, GSM-FDD (TDMA, GMSK); Frequency: 848.6 MHz; Duty Cycle: 1:8.6896
Phantom section: RF Section
DASY5 Configuration:
- Probe: EF3DV3 - SN4041; ConvF(1, 1, 1) @ 848.6 MHz; Calibrated: 3/18/2020
- Sensor-Surface: (Fix Surface)
- Electronics: DAE4 Sn1257; Calibrated: 10/10/2019
- Phantom: HAC Test Arch with AMCC; Type: SD HAC P01 BB
- Measurement SW: DASY52, Version 52.10 (2);SEMCAD X Version 14.6.12 (7470)

GSM850 E-Field measurement/Voice_ch 251/Hearing Aid Compatibility Test (101x101x1): Interpolated grid: dx=0.5000 mm, dy=0.5000 mm

Device Reference Point: 0, 0, -6.3 mm
Reference Value = 53.55 V/m; Power Drift = -0.14 dB
Applied MIF = 3.63 dB
RF audio interference level = 35.14 dBV/m
Emission category: M4

MIF scaled E-field

Grid 1 **M4** **34.11 dBV/m**	Grid 2 **M4** **34.86 dBV/m**	Grid 3 **M4** **34.18 dBV/m**
Grid 4 **M4** **34.46 dBV/m**	Grid 5 **M4** **35.14 dBV/m**	Grid 6 **M4** **34.39 dBV/m**
Grid 7 **M4** **34.72 dBV/m**	Grid 8 **M4** **35.35 dBV/m**	Grid 9 **M4** **34.89 dBV/m**



0 dB = 58.57 V/m = 35.35 dBV/m

HAC-RF Emission ANT1

Communication System: UID 10021 - CAA, GSM-FDD (TDMA, GMSK); Frequency: 1850.2 MHz; Duty Cycle: 1:8.6896
Phantom section: RF Section
DASY5 Configuration:
- Probe: EF3DV3 - SN4041; ConvF(1, 1, 1) @ 1850.2 MHz; Calibrated: 3/18/2020
- Sensor-Surface: (Fix Surface)
- Electronics: DAE4 Sn1257; Calibrated: 10/10/2019
- Phantom: HAC Test Arch with AMCC; Type: SD HAC P01 BB
- Measurement SW: DASY52, Version 52.10 (2);SEMCAD X Version 14.6.12 (7470)

GSM1900 E-Field measurement/Voice_ch 512/Hearing Aid Compatibility Test (101x101x1): Interpolated grid: dx=0.5000 mm, dy=0.5000 mm

Device Reference Point: 0, 0, -6.3 mm
Reference Value = 18.40 V/m; Power Drift = 0.06 dB
Applied MIF = 3.63 dB
RF audio interference level = 27.86 dBV/m
Emission category: M4

MIF scaled E-field

Grid 1 **M4** **23.82 dBV/m**	Grid 2 **M4** **27.83 dBV/m**	Grid 3 **M4** **27.85 dBV/m**
Grid 4 **M4** **23.81 dBV/m**	Grid 5 **M4** **27.86 dBV/m**	Grid 6 **M4** **27.88 dBV/m**
Grid 7 **M4** **25.43 dBV/m**	Grid 8 **M4** **27.4 dBV/m**	Grid 9 **M4** **27.42 dBV/m**

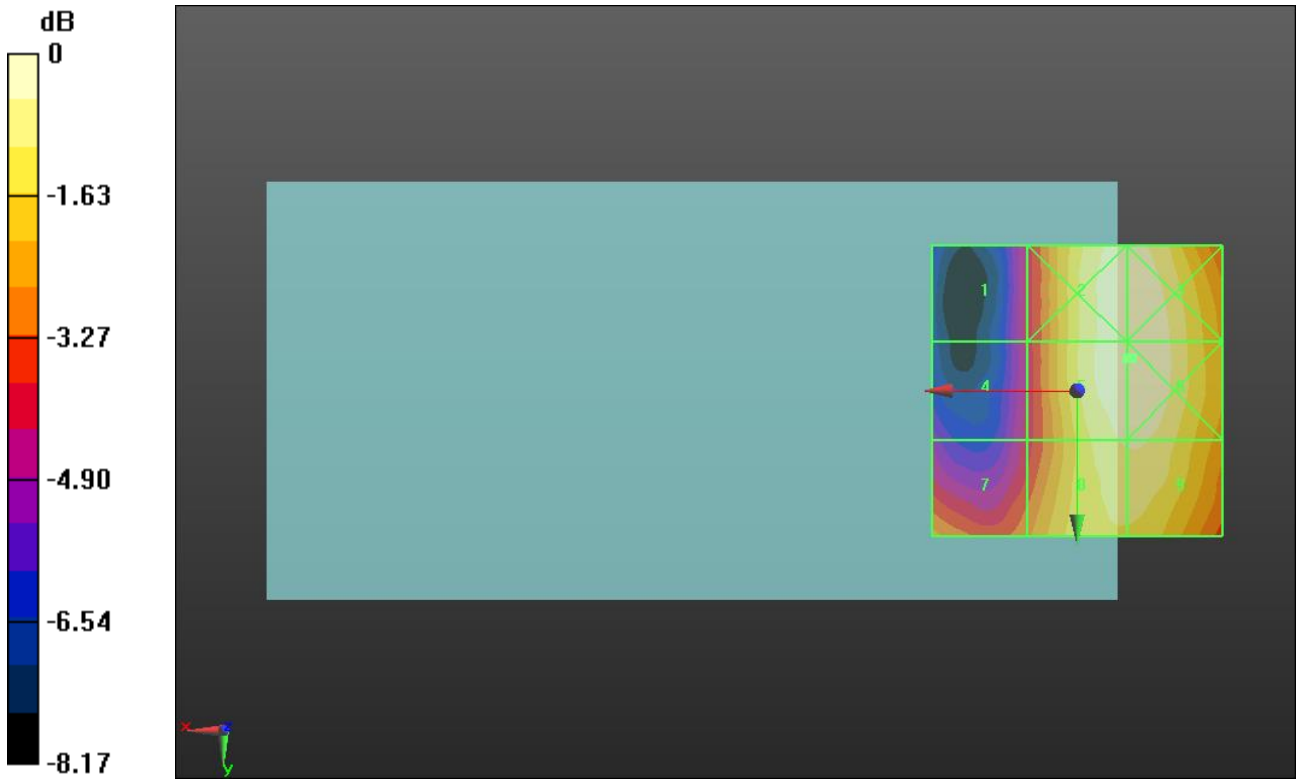

0 dB = 24.76 V/m = 27.88 dBV/m

HAC-RF Emission ANT1

Communication System: UID 10021 - CAA, GSM-FDD (TDMA, GMSK); Frequency: 1880 MHz; Duty Cycle: 1:8.6896
Phantom section: RF Section
DASY5 Configuration:
- Probe: EF3DV3 - SN4041; ConvF(1, 1, 1) @ 1880 MHz; Calibrated: 3/18/2020
- Sensor-Surface: (Fix Surface)
- Electronics: DAE4 Sn1257; Calibrated: 10/10/2019
- Phantom: HAC Test Arch with AMCC; Type: SD HAC P01 BB
- Measurement SW: DASY52, Version 52.10 (2);SEMCAD X Version 14.6.12 (7470)

GSM1900 E-Field measurement/Voice_ch 661/Hearing Aid Compatibility Test (101x101x1): Interpolated grid: dx=0.5000 mm, dy=0.5000 mm

Device Reference Point: 0, 0, -6.3 mm
Reference Value = 17.56 V/m; Power Drift = -0.07 dB
Applied MIF = 3.63 dB
RF audio interference level = 27.80 dBV/m
Emission category: M4

MIF scaled E-field

Grid 1 **M4** **24 dBV/m**	Grid 2 **M4** **28.02 dBV/m**	Grid 3 **M4** **28.03 dBV/m**
Grid 4 **M4** **23.52 dBV/m**	Grid 5 **M4** **27.8 dBV/m**	Grid 6 **M4** **27.84 dBV/m**
Grid 7 **M4** **26.03 dBV/m**	Grid 8 **M4** **26.83 dBV/m**	Grid 9 **M4** **26.88 dBV/m**

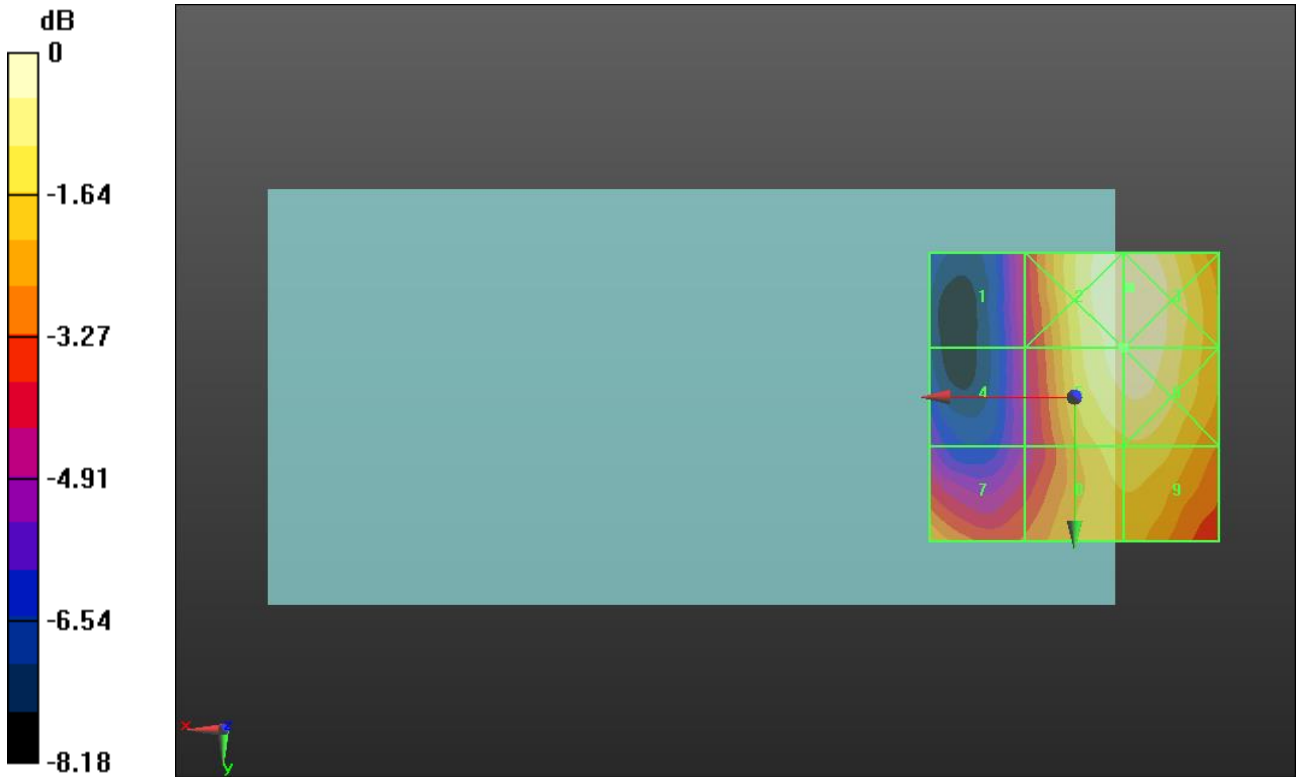

0 dB = 25.21 V/m = 28.03 dBV/m

HAC-RF Emission ANT1

Communication System: UID 10021 - CAA, GSM-FDD (TDMA, GMSK); Frequency: 1909.8 MHz; Duty Cycle: 1:8.6896
Phantom section: RF Section
DASY5 Configuration:
- Probe: EF3DV3 - SN4041; ConvF(1, 1, 1) @ 1909.8 MHz; Calibrated: 3/18/2020
- Sensor-Surface: (Fix Surface)
- Electronics: DAE4 Sn1257; Calibrated: 10/10/2019
- Phantom: HAC Test Arch with AMCC; Type: SD HAC P01 BB
- Measurement SW: DASY52, Version 52.10 (2);SEMCAD X Version 14.6.12 (7470)

GSM1900 E-Field measurement/Voice_ch 810/Hearing Aid Compatibility Test (101x101x1): Interpolated grid: dx=0.5000 mm, dy=0.5000 mm

Device Reference Point: 0, 0, -6.3 mm
Reference Value = 15.03 V/m; Power Drift = -0.04 dB
Applied MIF = 3.63 dB
RF audio interference level = 26.87 dBV/m
Emission category: M4

MIF scaled E-field

Grid 1 **M4** **22.86 dBV/m**	Grid 2 **M4** **27.43 dBV/m**	Grid 3 **M4** **27.46 dBV/m**
Grid 4 **M4** **22.68 dBV/m**	Grid 5 **M4** **26.87 dBV/m**	Grid 6 **M4** **26.94 dBV/m**
Grid 7 **M4** **26.38 dBV/m**	Grid 8 **M4** **26.23 dBV/m**	Grid 9 **M4** **26.16 dBV/m**



0 dB = 23.61 V/m = 27.46 dBV/m

HAC-RF Emission ANT1

Communication System: UID 10295 - AAB, CDMA2000, RC1, SO3, 1/8th Rate 25 fr.; Frequency: 824.7 MHz; Duty Cycle: 1:17.746
Phantom section: RF Section
DASY5 Configuration:
- Probe: EF3DV3 - SN4041; ConvF(1, 1, 1) @ 824.7 MHz; Calibrated: 3/18/2020
- Sensor-Surface: (Fix Surface)
- Electronics: DAE4 Sn1257; Calibrated: 10/10/2019
- Phantom: HAC Test Arch with AMCC; Type: SD HAC P01 BB
- Measurement SW: DASY52, Version 52.10 (2);SEMCAD X Version 14.6.12 (7470)

CDMA2000 BC0 E-Field measurement/RC1_SO3_Ch.1013/Hearing Aid Compatibility Test (101x101x1): Interpolated grid: dx=0.5000 mm, dy=0.5000 mm

Device Reference Point: 0, 0, -6.3 mm
Reference Value = 20.43 V/m; Power Drift = 0.13 dB
Applied MIF = 3.26 dB
RF audio interference level = 26.81 dBV/m
Emission category: M4

MIF scaled E-field

Grid 1 **M4** **25.59 dBV/m**	Grid 2 **M4** **26.48 dBV/m**	Grid 3 **M4** **26.38 dBV/m**
Grid 4 **M4** **26.01 dBV/m**	Grid 5 **M4** **26.81 dBV/m**	Grid 6 **M4** **26.53 dBV/m**
Grid 7 **M4** **26.21 dBV/m**	Grid 8 **M4** **26.83 dBV/m**	Grid 9 **M4** **26.44 dBV/m**

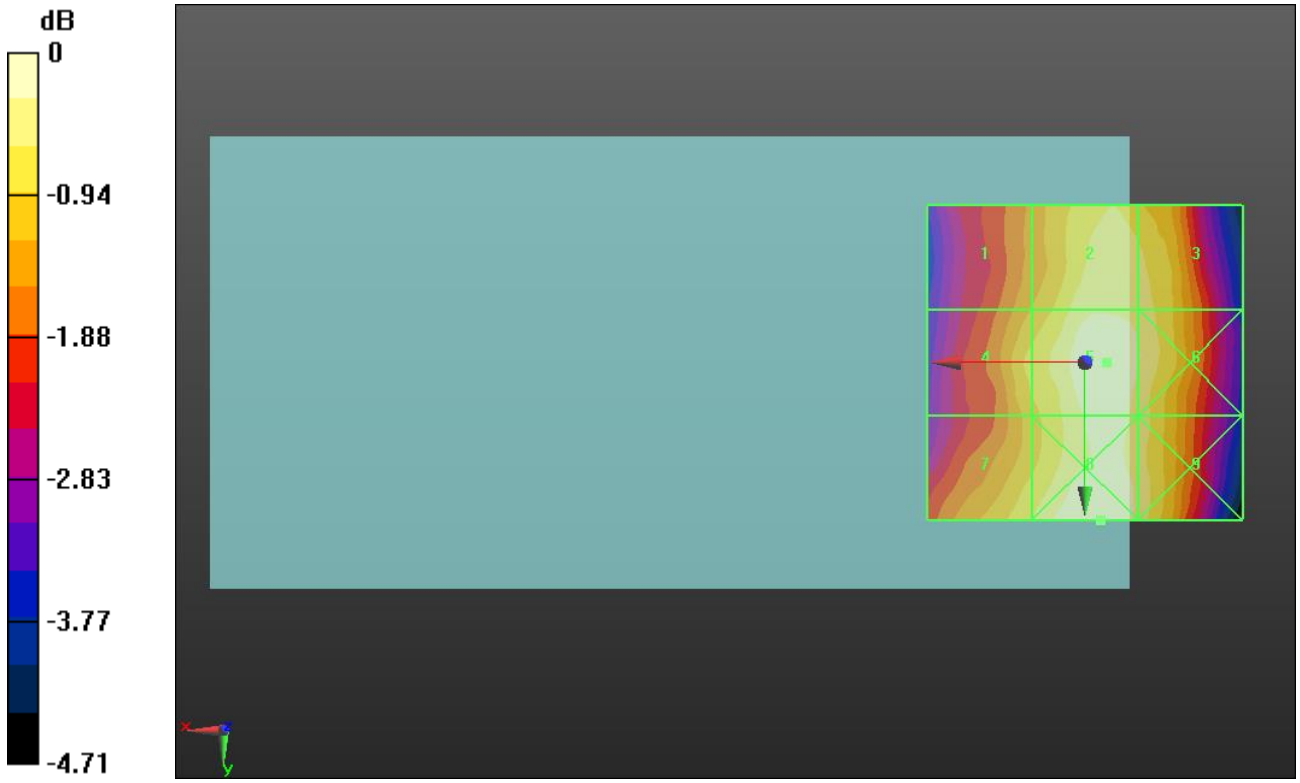

0 dB = 21.94 V/m = 26.82 dBV/m

HAC-RF Emission ANT1

Communication System: UID 10295 - AAB, CDMA2000, RC1, SO3, 1/8th Rate 25 fr.; Frequency: 836.52 MHz; Duty Cycle: 1:17.746
Phantom section: RF Section
DASY5 Configuration:
- Probe: EF3DV3 - SN4041; ConvF(1, 1, 1) @ 836.52 MHz; Calibrated: 3/18/2020
- Sensor-Surface: (Fix Surface)
- Electronics: DAE4 Sn1257; Calibrated: 10/10/2019
- Phantom: HAC Test Arch with AMCC; Type: SD HAC P01 BB
- Measurement SW: DASY52, Version 52.10 (2);SEMCAD X Version 14.6.12 (7470)

CDMA2000 BC0 E-Field measurement/RC1_SO3_Ch.384/Hearing Aid Compatibility Test (101x101x1): Interpolated grid: dx=0.5000 mm, dy=0.5000 mm

Device Reference Point: 0, 0, -6.3 mm
Reference Value = 22.19 V/m; Power Drift = -0.05 dB
Applied MIF = 3.26 dB
RF audio interference level = 27.56 dBV/m
Emission category: M4

MIF scaled E-field

Grid 1 **M4** **26.55 dBV/m**	Grid 2 **M4** **27.28 dBV/m**	Grid 3 **M4** **26.88 dBV/m**
Grid 4 **M4** **26.86 dBV/m**	Grid 5 **M4** **27.56 dBV/m**	Grid 6 **M4** **26.94 dBV/m**
Grid 7 **M4** **27.11 dBV/m**	Grid 8 **M4** **27.69 dBV/m**	Grid 9 **M4** **27.3 dBV/m**



0 dB = 24.22 V/m = 27.68 dBV/m

HAC-RF Emission ANT1

Communication System: UID 10295 - AAB, CDMA2000, RC1, SO3, 1/8th Rate 25 fr.; Frequency: 848.31 MHz; Duty Cycle: 1:17.746
Phantom section: RF Section
DASY5 Configuration:
- Probe: EF3DV3 - SN4041; ConvF(1, 1, 1) @ 848.31 MHz; Calibrated: 3/18/2020
- Sensor-Surface: (Fix Surface)
- Electronics: DAE4 Sn1257; Calibrated: 10/10/2019
- Phantom: HAC Test Arch with AMCC; Type: SD HAC P01 BB
- Measurement SW: DASY52, Version 52.10 (2);SEMCAD X Version 14.6.12 (7470)

CDMA2000 BC0 E-Field measurement/RC1_SO3_Ch.777/Hearing Aid Compatibility Test (101x101x1): Interpolated grid: dx=0.5000 mm, dy=0.5000 mm

Device Reference Point: 0, 0, -6.3 mm
Reference Value = 21.99 V/m; Power Drift = 0.01 dB
Applied MIF = 3.26 dB
RF audio interference level = 27.63 dBV/m
Emission category: M4

MIF scaled E-field

Grid 1 **M4** **26.33 dBV/m**	Grid 2 **M4** **27.4 dBV/m**	Grid 3 **M4** **27.19 dBV/m**
Grid 4 **M4** **26.66 dBV/m**	Grid 5 **M4** **27.63 dBV/m**	Grid 6 **M4** **27.34 dBV/m**
Grid 7 **M4** **26.76 dBV/m**	Grid 8 **M4** **27.73 dBV/m**	Grid 9 **M4** **27.45 dBV/m**



0 dB = 24.35 V/m = 27.73 dBV/m

HAC-RF Emission ANT1

Communication System: UID 10295 - AAB, CDMA2000, RC1, SO3, 1/8th Rate 25 fr.; Frequency: 1851.25 MHz; Duty Cycle: 1:17.746
Phantom section: RF Section
DASY5 Configuration:
- Probe: EF3DV3 - SN4041; ConvF(1, 1, 1) @ 1851.25 MHz; Calibrated: 3/18/2020
- Sensor-Surface: (Fix Surface)
- Electronics: DAE4 Sn1257; Calibrated: 10/10/2019
- Phantom: HAC Test Arch with AMCC; Type: SD HAC P01 BB
- Measurement SW: DASY52, Version 52.10 (2);SEMCAD X Version 14.6.12 (7470)

CDMA2000 BC1 E-Field measurement/RC1_SO3_Ch.25/Hearing Aid Compatibility Test (101x101x1): Interpolated grid: dx=0.5000 mm, dy=0.5000 mm

Device Reference Point: 0, 0, -6.3 mm
Reference Value = 9.471 V/m; Power Drift = 0.03 dB
Applied MIF = 3.26 dB
RF audio interference level = 21.63 dBV/m
Emission category: M4

MIF scaled E-field

Grid 1 **M4** **18.04 dBV/m**	Grid 2 **M4** **21.69 dBV/m**	Grid 3 **M4** **21.72 dBV/m**
Grid 4 **M4** **17.57 dBV/m**	Grid 5 **M4** **21.63 dBV/m**	Grid 6 **M4** **21.65 dBV/m**
Grid 7 **M4** **19.21 dBV/m**	Grid 8 **M4** **20.91 dBV/m**	Grid 9 **M4** **21.09 dBV/m**



0 dB = 12.19 V/m = 21.72 dBV/m

HAC-RF Emission ANT1

Communication System: UID 10295 - AAB, CDMA2000, RC1, SO3, 1/8th Rate 25 fr.; Frequency: 1880 MHz; Duty Cycle: 1:17.746
Phantom section: RF Section
DASY5 Configuration:
- Probe: EF3DV3 - SN4041; ConvF(1, 1, 1) @ 1880 MHz; Calibrated: 3/18/2020
- Sensor-Surface: (Fix Surface)
- Electronics: DAE4 Sn1257; Calibrated: 10/10/2019
- Phantom: HAC Test Arch with AMCC; Type: SD HAC P01 BB
- Measurement SW: DASY52, Version 52.10 (2);SEMCAD X Version 14.6.12 (7470)

CDMA2000 BC1 E-Field measurement/RC1_SO3_Ch.600/Hearing Aid Compatibility Test (101x101x1): Interpolated grid: dx=0.5000 mm, dy=0.5000 mm

Device Reference Point: 0, 0, -6.3 mm
Reference Value = 9.144 V/m; Power Drift = -0.04 dB
Applied MIF = 3.26 dB
RF audio interference level = 22.04 dBV/m
Emission category: M4

MIF scaled E-field

Grid 1 **M4** **18.62 dBV/m**	Grid 2 **M4** **22.36 dBV/m**	Grid 3 **M4** **22.38 dBV/m**
Grid 4 **M4** **17.55 dBV/m**	Grid 5 **M4** **22.04 dBV/m**	Grid 6 **M4** **22.1 dBV/m**
Grid 7 **M4** **19.86 dBV/m**	Grid 8 **M4** **20.75 dBV/m**	Grid 9 **M4** **20.95 dBV/m**



0 dB = 13.15 V/m = 22.38 dBV/m

HAC-RF Emission ANT1

Communication System: UID 10295 - AAB, CDMA2000, RC1, SO3, 1/8th Rate 25 fr.; Frequency: 1908.75 MHz; Duty Cycle: 1:17.746
Phantom section: RF Section
DASY5 Configuration:
- Probe: EF3DV3 - SN4041; ConvF(1, 1, 1) @ 1908.75 MHz; Calibrated: 3/18/2020
- Sensor-Surface: (Fix Surface)
- Electronics: DAE4 Sn1257; Calibrated: 10/10/2019
- Phantom: HAC Test Arch with AMCC; Type: SD HAC P01 BB
- Measurement SW: DASY52, Version 52.10 (2);SEMCAD X Version 14.6.12 (7470)

CDMA2000 BC1 E-Field measurement/RC1_SO3_Ch.1175/Hearing Aid Compatibility Test (101x101x1): Interpolated grid: dx=0.5000 mm, dy=0.5000 mm

Device Reference Point: 0, 0, -6.3 mm
Reference Value = 7.880 V/m; Power Drift = 0.12 dB
Applied MIF = 3.26 dB
RF audio interference level = 21.08 dBV/m
Emission category: M4

MIF scaled E-field

Grid 1 **M4** **18.06 dBV/m**	Grid 2 **M4** **21.84 dBV/m**	Grid 3 **M4** **21.85 dBV/m**
Grid 4 **M4** **17.75 dBV/m**	Grid 5 **M4** **21.08 dBV/m**	Grid 6 **M4** **21.13 dBV/m**
Grid 7 **M4** **21.03 dBV/m**	Grid 8 **M4** **20.38 dBV/m**	Grid 9 **M4** **20.33 dBV/m**



0 dB = 12.37 V/m = 21.85 dBV/m

HAC-RF Emission ANT1

Communication System: UID 10295 - AAB, CDMA2000, RC1, SO3, 1/8th Rate 25 fr.; Frequency: 817.3 MHz; Duty Cycle: 1:17.746
Phantom section: RF Section
DASY5 Configuration:
- Probe: EF3DV3 - SN4041; ConvF(1, 1, 1) @ 817.3 MHz; Calibrated: 3/18/2020
- Sensor-Surface: (Fix Surface)
- Electronics: DAE4 Sn1257; Calibrated: 10/10/2019
- Phantom: HAC Test Arch with AMCC; Type: SD HAC P01 BB
- Measurement SW: DASY52, Version 52.10 (2);SEMCAD X Version 14.6.12 (7470)

CDMA2000 BC10 E-Field measurement/RC1_SO3_Ch.450/Hearing Aid Compatibility Test (101x101x1): Interpolated grid: dx=0.5000 mm, dy=0.5000 mm

Device Reference Point: 0, 0, -6.3 mm
Reference Value = 18.55 V/m; Power Drift = -0.02 dB
Applied MIF = 3.26 dB
RF audio interference level = 26.26 dBV/m
Emission category: M4

MIF scaled E-field

Grid 1 **M4** **24.33 dBV/m**	Grid 2 **M4** **26.1 dBV/m**	Grid 3 **M4** **26.09 dBV/m**
Grid 4 **M4** **24.68 dBV/m**	Grid 5 **M4** **26.26 dBV/m**	Grid 6 **M4** **26.24 dBV/m**
Grid 7 **M4** **25.17 dBV/m**	Grid 8 **M4** **26.02 dBV/m**	Grid 9 **M4** **26.02 dBV/m**



0 dB = 20.56 V/m = 26.26 dBV/m

HAC-RF Emission ANT1

Communication System: UID 10295 - AAB, CDMA2000, RC1, SO3, 1/8th Rate 25 fr.; Frequency: 820 MHz; Duty Cycle: 1:17.746
Phantom section: RF Section
DASY5 Configuration:
- Probe: EF3DV3 - SN4041; ConvF(1, 1, 1) @ 820 MHz; Calibrated: 3/18/2020
- Sensor-Surface: (Fix Surface)
- Electronics: DAE4 Sn1257; Calibrated: 10/10/2019
- Phantom: HAC Test Arch with AMCC; Type: SD HAC P01 BB
- Measurement SW: DASY52, Version 52.10 (2);SEMCAD X Version 14.6.12 (7470)

CDMA2000 BC10 E-Field measurement/RC1_SO3_Ch.560/Hearing Aid Compatibility Test (101x101x1): Interpolated grid: dx=0.5000 mm, dy=0.5000 mm

Device Reference Point: 0, 0, -6.3 mm
Reference Value = 19.34 V/m; Power Drift = -0.01 dB
Applied MIF = 3.26 dB
RF audio interference level = 26.43 dBV/m
Emission category: M4

MIF scaled E-field

Grid 1 **M4** **25.05 dBV/m**	Grid 2 **M4** **26.29 dBV/m**	Grid 3 **M4** **26.14 dBV/m**
Grid 4 **M4** **25.31 dBV/m**	Grid 5 **M4** **26.43 dBV/m**	Grid 6 **M4** **26.38 dBV/m**
Grid 7 **M4** **25.71 dBV/m**	Grid 8 **M4** **26.33 dBV/m**	Grid 9 **M4** **26.23 dBV/m**

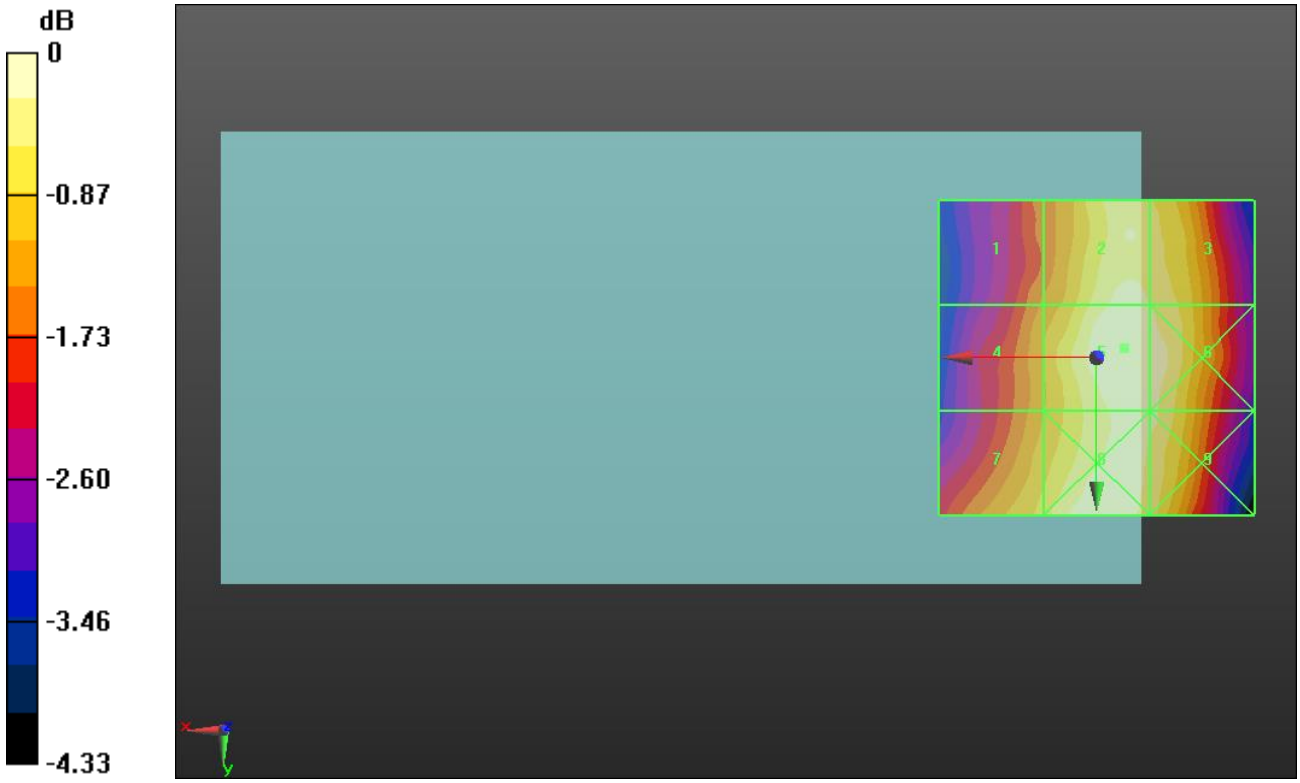

0 dB = 20.97 V/m = 26.43 dBV/m

HAC-RF Emission ANT1

Communication System: UID 10295 - AAB, CDMA2000, RC1, SO3, 1/8th Rate 25 fr.; Frequency: 822.75 MHz; Duty Cycle: 1:17.746
Phantom section: RF Section
DASY5 Configuration:
- Probe: EF3DV3 - SN4041; ConvF(1, 1, 1) @ 822.75 MHz; Calibrated: 3/18/2020
- Sensor-Surface: (Fix Surface)
- Electronics: DAE4 Sn1257; Calibrated: 10/10/2019
- Phantom: HAC Test Arch with AMCC; Type: SD HAC P01 BB
- Measurement SW: DASY52, Version 52.10 (2);SEMCAD X Version 14.6.12 (7470)

CDMA2000 BC10 E-Field measurement/RC1_SO3_Ch.670/Hearing Aid Compatibility Test (101x101x1): Interpolated grid: dx=0.5000 mm, dy=0.5000 mm

Device Reference Point: 0, 0, -6.3 mm
Reference Value = 20.40 V/m; Power Drift = -0.03 dB
Applied MIF = 3.26 dB
RF audio interference level = 26.75 dBV/m
Emission category: M4

MIF scaled E-field

Grid 1 **M4** **25.41 dBV/m**	Grid 2 **M4** **26.51 dBV/m**	Grid 3 **M4** **26.46 dBV/m**
Grid 4 **M4** **25.82 dBV/m**	Grid 5 **M4** **26.75 dBV/m**	Grid 6 **M4** **26.64 dBV/m**
Grid 7 **M4** **26.1 dBV/m**	Grid 8 **M4** **26.85 dBV/m**	Grid 9 **M4** **26.51 dBV/m**

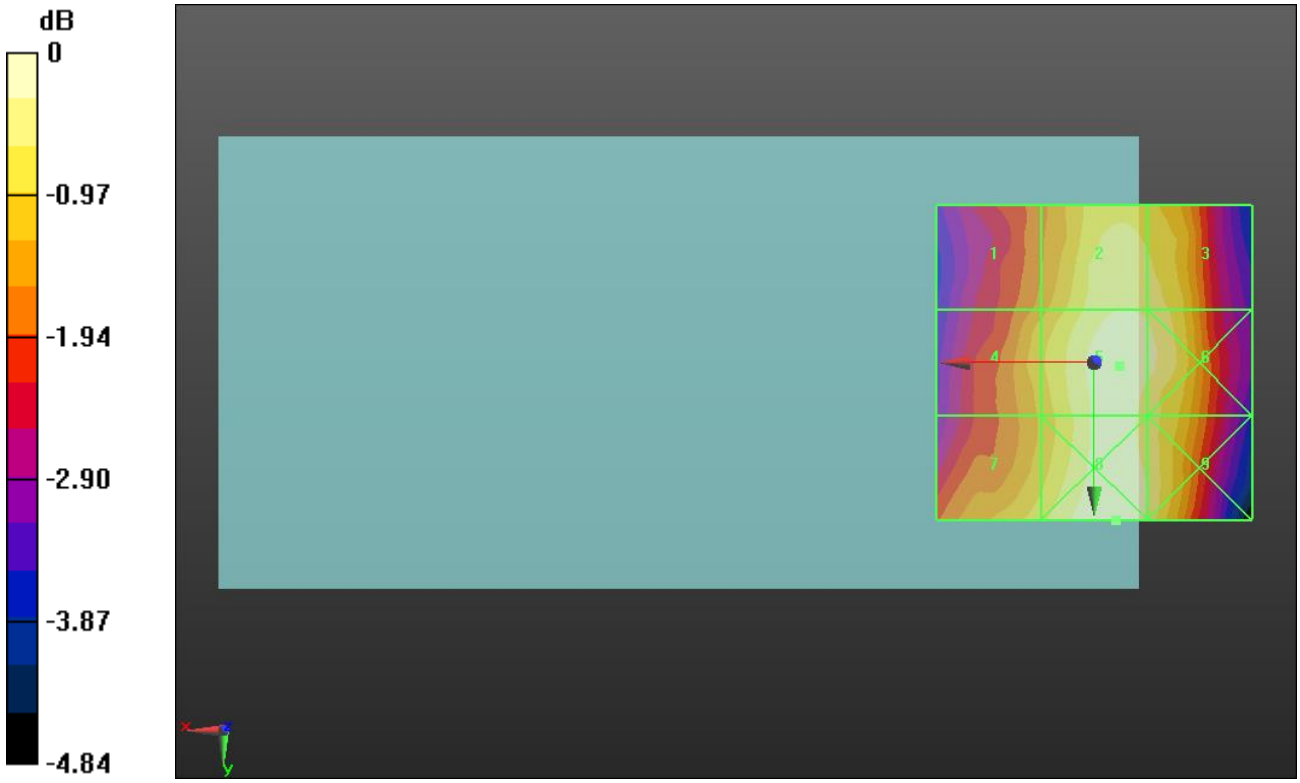

0 dB = 21.99 V/m = 26.84 dBV/m

HAC-RF Emission ANT1

Communication System: UID 10173 - CAG, LTE-TDD (SC-FDMA, 1 RB, 20 MHz, 16-QAM); Frequency: 2506 MHz; Duty Cycle: 1:8.87156
Phantom section: RF Section
DASY5 Configuration:
- Probe: EF3DV3 - SN4041; ConvF(1, 1, 1) @ 2506 MHz; Calibrated: 3/18/2020
- Sensor-Surface: (Fix Surface)
- Electronics: DAE4 Sn1257; Calibrated: 10/10/2019
- Phantom: HAC Test Arch with AMCC; Type: SD HAC P01 BB
- Measurement SW: DASY52, Version 52.10 (2);SEMCAD X Version 14.6.12 (7470)

LTE Band 41_E-Field measurement/SC-FDMA RB 1/49 20 MHz 16QAM Ch. 39750/Hearing Aid Compatibility Test (101x101x1): Interpolated grid: dx=0.5000 mm, dy=0.5000 mm

Device Reference Point: 0, 0, -6.3 mm
Reference Value = 10.83 V/m; Power Drift = -0.03 dB
Applied MIF = -1.44 dB
RF audio interference level = 20.57 dBV/m
Emission category: M4

MIF scaled E-field

Grid 1 **M4** **18.81 dBV/m**	Grid 2 **M4** **19.99 dBV/m**	Grid 3 **M4** **20.5 dBV/m**
Grid 4 **M4** **18.25 dBV/m**	Grid 5 **M4** **20.31 dBV/m**	Grid 6 **M4** **20.57 dBV/m**
Grid 7 **M4** **20.87 dBV/m**	Grid 8 **M4** **21.54 dBV/m**	Grid 9 **M4** **21.37 dBV/m**

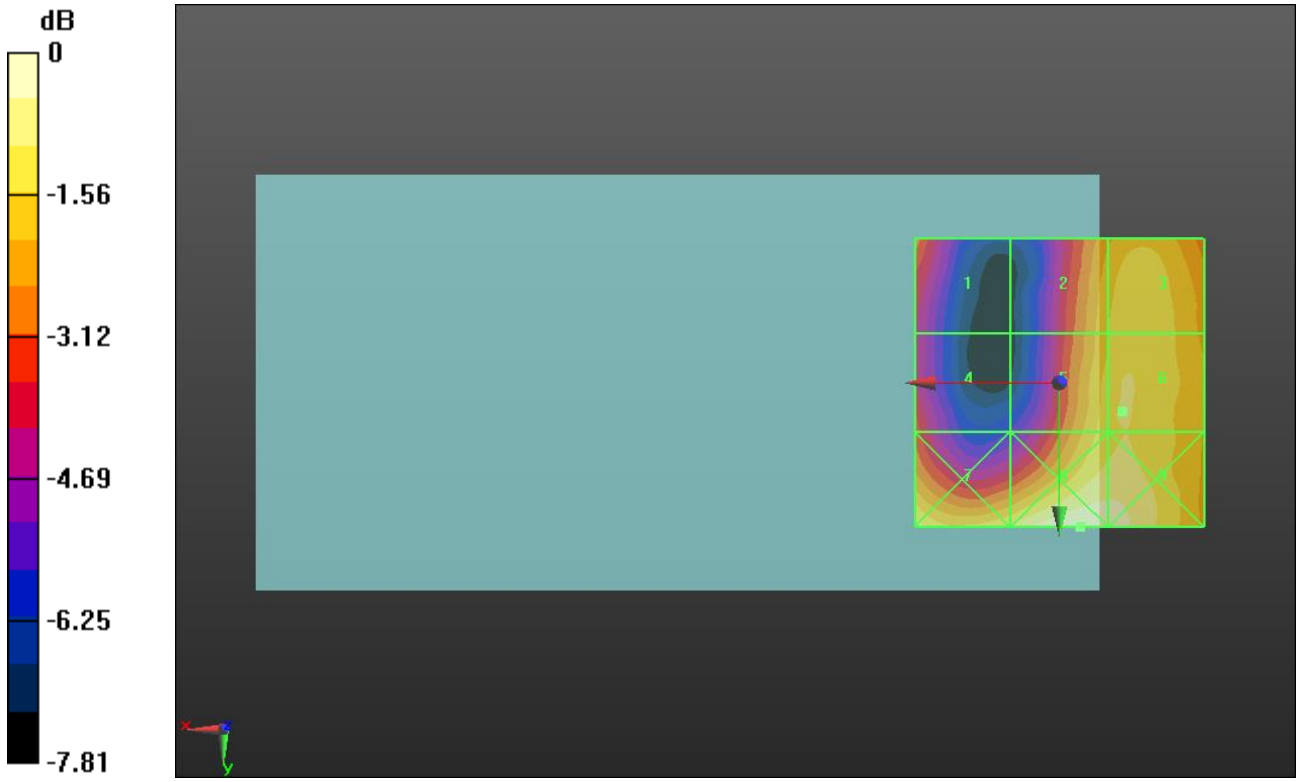

0 dB = 11.94 V/m = 21.54 dBV/m

HAC-RF Emission ANT1

Communication System: UID 10173 - CAG, LTE-TDD (SC-FDMA, 1 RB, 20 MHz, 16-QAM); Frequency: 2549.5 MHz; Duty Cycle: 1:8.87156
Phantom section: RF Section
DASY5 Configuration:
- Probe: EF3DV3 - SN4041; ConvF(1, 1, 1) @ 2549.5 MHz; Calibrated: 3/18/2020
- Sensor-Surface: (Fix Surface)
- Electronics: DAE4 Sn1257; Calibrated: 10/10/2019
- Phantom: HAC Test Arch with AMCC; Type: SD HAC P01 BB
- Measurement SW: DASY52, Version 52.10 (2);SEMCAD X Version 14.6.12 (7470)

LTE Band 41_E-Field measurement/SC-FDMA RB 1/49 20 MHz 16QAM Ch. 40185/Hearing Aid Compatibility Test (101x101x1): Interpolated grid: dx=0.5000 mm, dy=0.5000 mm

Device Reference Point: 0, 0, -6.3 mm
Reference Value = 8.463 V/m; Power Drift = -0.12 dB
Applied MIF = -1.44 dB
RF audio interference level = 19.61 dBV/m
Emission category: M4

MIF scaled E-field

Grid 1 **M4** **15.01 dBV/m**	Grid 2 **M4** **16.84 dBV/m**	Grid 3 **M4** **17.76 dBV/m**
Grid 4 **M4** **17.24 dBV/m**	Grid 5 **M4** **19.45 dBV/m**	Grid 6 **M4** **19.61 dBV/m**
Grid 7 **M4** **20.56 dBV/m**	Grid 8 **M4** **22.23 dBV/m**	Grid 9 **M4** **22.12 dBV/m**

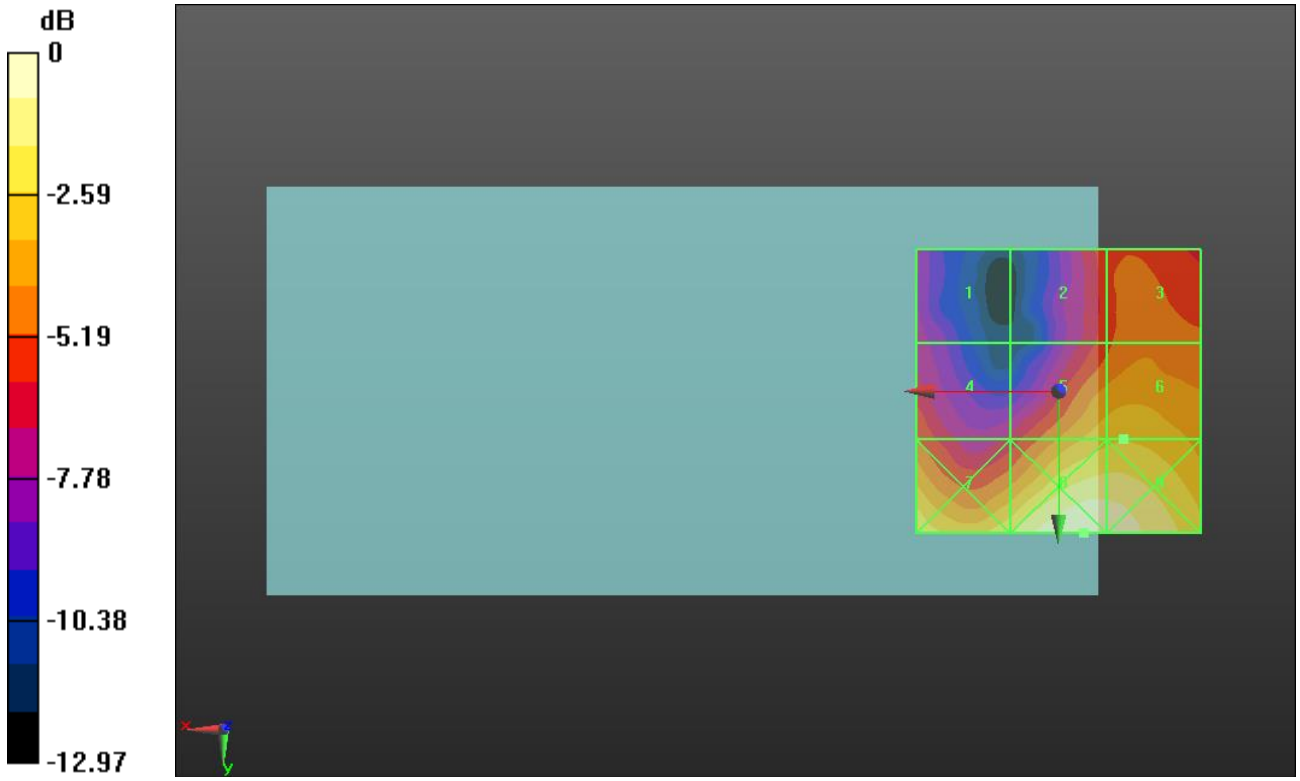

0 dB = 12.93 V/m = 22.23 dBV/m

HAC-RF Emission ANT1

Communication System: UID 10173 - CAG, LTE-TDD (SC-FDMA, 1 RB, 20 MHz, 16-QAM); Frequency: 2593 MHz; Duty Cycle: 1:8.87156
Phantom section: RF Section
DASY5 Configuration:
- Probe: EF3DV3 - SN4041; ConvF(1, 1, 1) @ 2593 MHz; Calibrated: 3/18/2020
- Sensor-Surface: (Fix Surface)
- Electronics: DAE4 Sn1257; Calibrated: 10/10/2019
- Phantom: HAC Test Arch with AMCC; Type: SD HAC P01 BB
- Measurement SW: DASY52, Version 52.10 (2);SEMCAD X Version 14.6.12 (7470)

LTE Band 41_E-Field measurement/SC-FDMA RB 1/49 20 MHz 16QAM Ch. 40620/Hearing Aid Compatibility Test (101x101x1): Interpolated grid: dx=0.5000 mm, dy=0.5000 mm

Device Reference Point: 0, 0, -6.3 mm
Reference Value = 10.58 V/m; Power Drift = 0.00 dB
Applied MIF = -1.44 dB
RF audio interference level = 21.22 dBV/m
Emission category: M4

MIF scaled E-field

Grid 1 **M4** **17.65 dBV/m**	Grid 2 **M4** **18.71 dBV/m**	Grid 3 **M4** **19.37 dBV/m**
Grid 4 **M4** **19.19 dBV/m**	Grid 5 **M4** **21.01 dBV/m**	Grid 6 **M4** **21.22 dBV/m**
Grid 7 **M4** **21.42 dBV/m**	Grid 8 **M4** **22.58 dBV/m**	Grid 9 **M4** **22.52 dBV/m**



0 dB = 13.46 V/m = 22.58 dBV/m

HAC-RF Emission ANT1

Communication System: UID 10173 - CAG, LTE-TDD (SC-FDMA, 1 RB, 20 MHz, 16-QAM); Frequency: 2636.5 MHz; Duty Cycle: 1:8.87156
Phantom section: RF Section
DASY5 Configuration:
- Probe: EF3DV3 - SN4041; ConvF(1, 1, 1) @ 2636.5 MHz; Calibrated: 3/18/2020
- Sensor-Surface: (Fix Surface)
- Electronics: DAE4 Sn1257; Calibrated: 10/10/2019
- Phantom: HAC Test Arch with AMCC; Type: SD HAC P01 BB
- Measurement SW: DASY52, Version 52.10 (2);SEMCAD X Version 14.6.12 (7470)

LTE Band 41_E-Field measurement/SC-FDMA RB 1/49 20 MHz 16QAM Ch. 41055/Hearing Aid Compatibility Test (101x101x1): Interpolated grid: dx=0.5000 mm, dy=0.5000 mm

Device Reference Point: 0, 0, -6.3 mm
Reference Value = 10.73 V/m; Power Drift = -0.06 dB
Applied MIF = -1.44 dB
RF audio interference level = 21.05 dBV/m
Emission category: M4

MIF scaled E-field

Grid 1 **M4** **18.9 dBV/m**	Grid 2 **M4** **19.75 dBV/m**	Grid 3 **M4** **20.28 dBV/m**
Grid 4 **M4** **19.77 dBV/m**	Grid 5 **M4** **20.69 dBV/m**	Grid 6 **M4** **21.05 dBV/m**
Grid 7 **M4** **21.74 dBV/m**	Grid 8 **M4** **21.56 dBV/m**	Grid 9 **M4** **21.53 dBV/m**

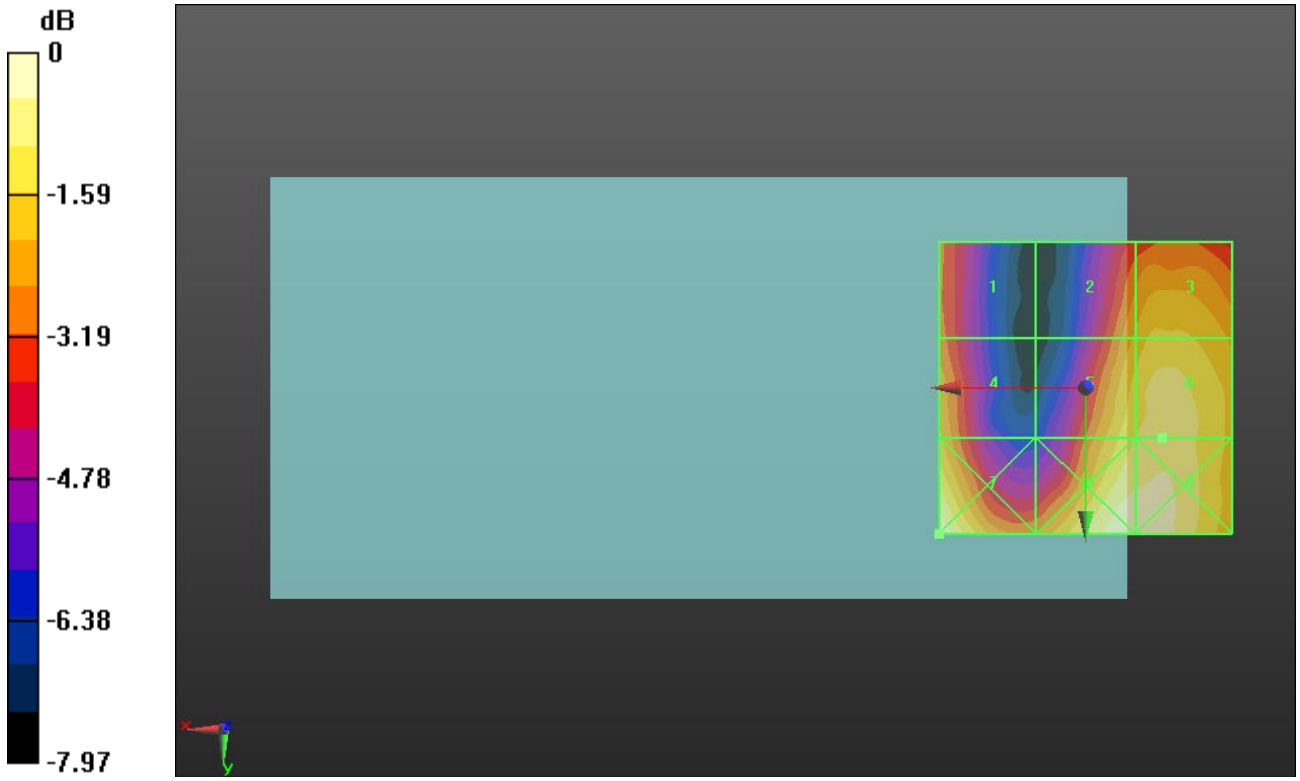

0 dB = 12.21 V/m = 21.73 dBV/m

HAC-RF Emission ANT1

Communication System: UID 10173 - CAG, LTE-TDD (SC-FDMA, 1 RB, 20 MHz, 16-QAM); Frequency: 2680 MHz; Duty Cycle: 1:8.87156
Phantom section: RF Section
DASY5 Configuration:
- Probe: EF3DV3 - SN4041; ConvF(1, 1, 1) @ 2680 MHz; Calibrated: 3/18/2020
- Sensor-Surface: (Fix Surface)
- Electronics: DAE4 Sn1257; Calibrated: 10/10/2019
- Phantom: HAC Test Arch with AMCC; Type: SD HAC P01 BB
- Measurement SW: DASY52, Version 52.10 (2);SEMCAD X Version 14.6.12 (7470)

LTE Band 41_E-Field measurement/SC-FDMA RB 1/49 20 MHz 16QAM Ch. 41490/Hearing Aid Compatibility Test (101x101x1): Interpolated grid: dx=0.5000 mm, dy=0.5000 mm

Device Reference Point: 0, 0, -6.3 mm
Reference Value = 11.05 V/m; Power Drift = -0.06 dB
Applied MIF = -1.44 dB
RF audio interference level = 20.95 dBV/m
Emission category: M4

MIF scaled E-field

Grid 1 **M4** **19.91 dBV/m**	Grid 2 **M4** **20.22 dBV/m**	Grid 3 **M4** **20.79 dBV/m**
Grid 4 **M4** **20.07 dBV/m**	Grid 5 **M4** **20.6 dBV/m**	Grid 6 **M4** **20.95 dBV/m**
Grid 7 **M4** **22.68 dBV/m**	Grid 8 **M4** **21.51 dBV/m**	Grid 9 **M4** **21.51 dBV/m**

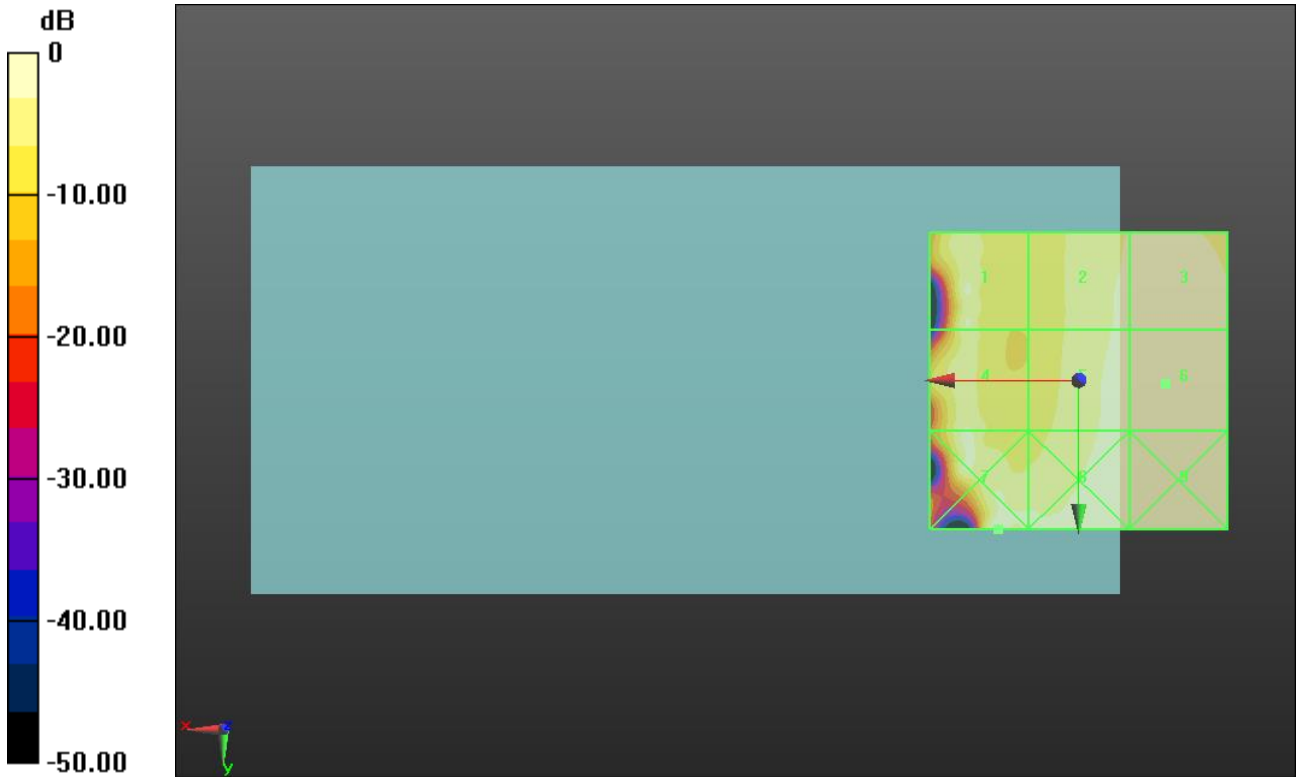

0 dB = 13.61 V/m = 22.68 dBV/m

HAC-RF Emission ANT1

Communication System: UID 10173 - CAG, LTE-TDD (SC-FDMA, 1 RB, 20 MHz, 16-QAM); Frequency: 2506 MHz; Duty Cycle: 1:8.87156
Phantom section: RF Section
DASY5 Configuration:
- Probe: EF3DV3 - SN4041; ConvF(1, 1, 1) @ 2506 MHz; Calibrated: 3/18/2020
- Sensor-Surface: (Fix Surface)
- Electronics: DAE4 Sn1257; Calibrated: 10/10/2019
- Phantom: HAC Test Arch with AMCC; Type: SD HAC P01 BB
- Measurement SW: DASY52, Version 52.10 (2);SEMCAD X Version 14.6.12 (7470)

LTE Band 41_Power Class 2 E-Field measurement/SC-FDMA RB 1/49 20 MHz 16QAM Ch. 39750/Hearing Aid Compatibility Test (101x101x1): Interpolated grid: dx=0.5000 mm, dy=0.5000 mm

Device Reference Point: 0, 0, -6.3 mm
Reference Value = 10.83 V/m; Power Drift = -0.03 dB
Applied MIF = -1.44 dB
RF audio interference level = 21.43 dBV/m
Emission category: M4

MIF scaled E-field

Grid 1 **M4** **19.3 dBV/m**	Grid 2 **M4** **20.81 dBV/m**	Grid 3 **M4** **21.37 dBV/m**
Grid 4 **M4** **19.24 dBV/m**	Grid 5 **M4** **20.84 dBV/m**	Grid 6 **M4** **21.43 dBV/m**
Grid 7 **M4** **21.98 dBV/m**	Grid 8 **M4** **22.35 dBV/m**	Grid 9 **M4** **22.13 dBV/m**

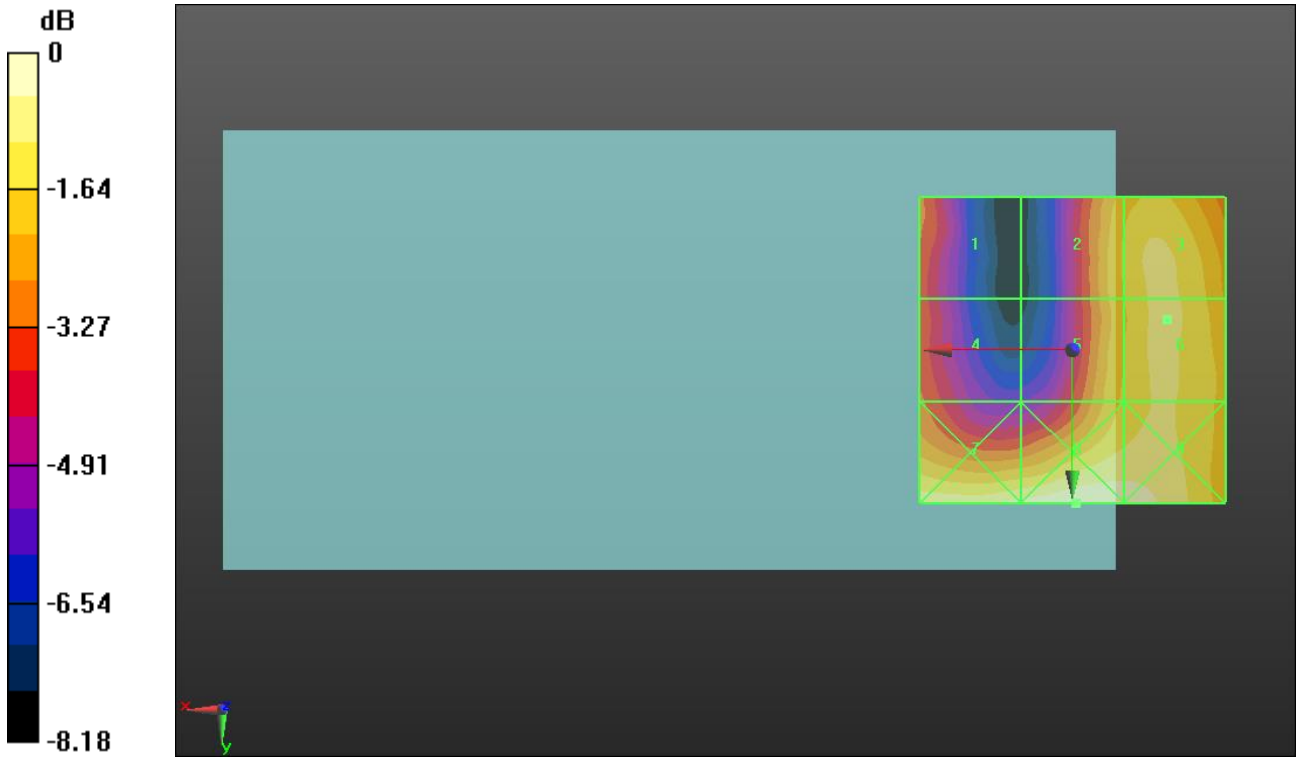

0 dB = 13.10 V/m = 22.35 dBV/m

HAC-RF Emission ANT1

Communication System: UID 10173 - CAG, LTE-TDD (SC-FDMA, 1 RB, 20 MHz, 16-QAM); Frequency: 2549.5 MHz; Duty Cycle: 1:8.87156
Phantom section: RF Section
DASY5 Configuration:
- Probe: EF3DV3 - SN4041; ConvF(1, 1, 1) @ 2549.5 MHz; Calibrated: 3/18/2020
- Sensor-Surface: (Fix Surface)
- Electronics: DAE4 Sn1257; Calibrated: 10/10/2019
- Phantom: HAC Test Arch with AMCC; Type: SD HAC P01 BB
- Measurement SW: DASY52, Version 52.10 (2);SEMCAD X Version 14.6.12 (7470)

LTE Band 41_Power Class 2 E-Field measurement/SC-FDMA RB 1/49 20 MHz 16QAM Ch. 40185/Hearing Aid Compatibility Test (101x101x1): Interpolated grid: dx=0.5000 mm, dy=0.5000 mm

Device Reference Point: 0, 0, -6.3 mm
Reference Value = 10.60 V/m; Power Drift = -0.01 dB
Applied MIF = -1.44 dB
RF audio interference level = 22.09 dBV/m
Emission category: M4

MIF scaled E-field

Grid 1 **M4** **19.89 dBV/m**	Grid 2 **M4** **19.48 dBV/m**	Grid 3 **M4** **20.44 dBV/m**
Grid 4 **M4** **19.88 dBV/m**	Grid 5 **M4** **22.04 dBV/m**	Grid 6 **M4** **22.37 dBV/m**
Grid 7 **M4** **22.09 dBV/m**	Grid 8 **M4** **23.79 dBV/m**	Grid 9 **M4** **23.79 dBV/m**

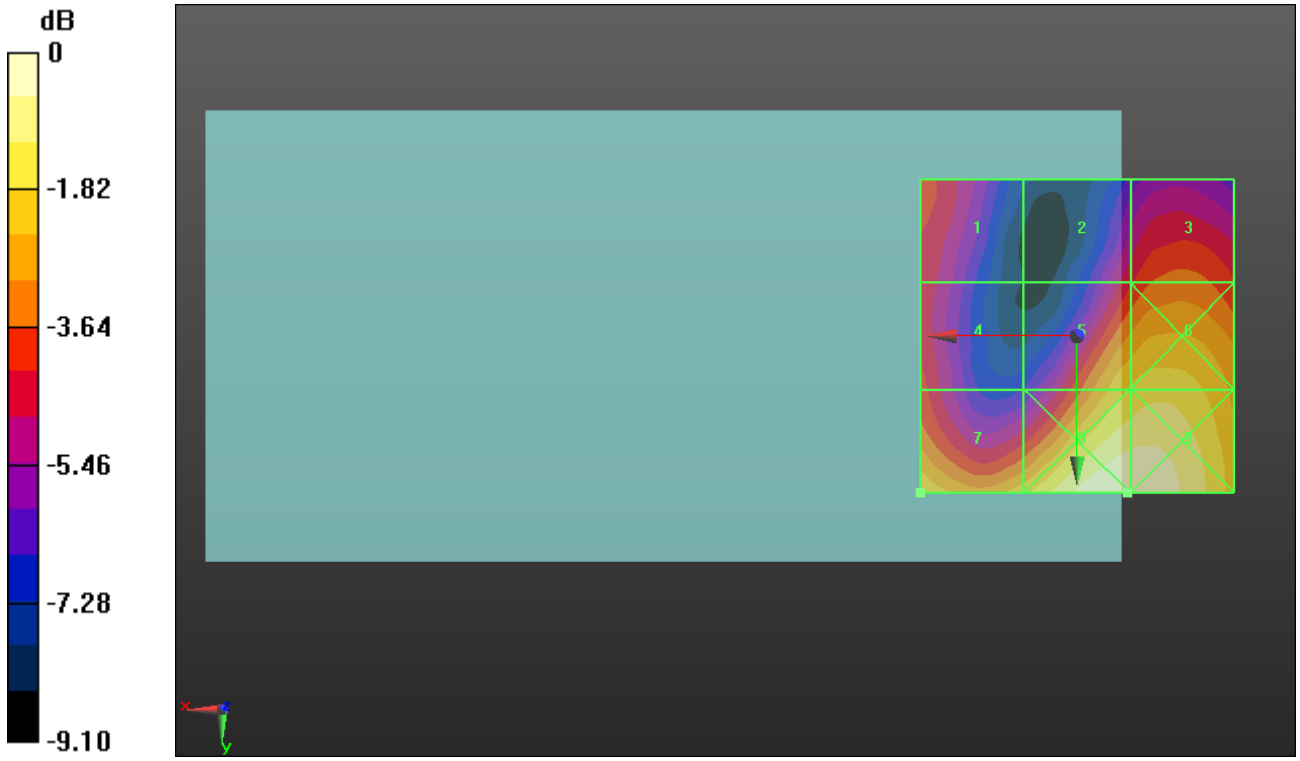

0 dB = 15.47 V/m = 23.79 dBV/m

HAC-RF Emission ANT1

Communication System: UID 10173 - CAG, LTE-TDD (SC-FDMA, 1 RB, 20 MHz, 16-QAM); Frequency: 2593 MHz; Duty Cycle: 1:8.87156
Phantom section: RF Section
DASY5 Configuration:
- Probe: EF3DV3 - SN4041; ConvF(1, 1, 1) @ 2593 MHz; Calibrated: 3/18/2020
- Sensor-Surface: (Fix Surface)
- Electronics: DAE4 Sn1257; Calibrated: 10/10/2019
- Phantom: HAC Test Arch with AMCC; Type: SD HAC P01 BB
- Measurement SW: DASY52, Version 52.10 (2);SEMCAD X Version 14.6.12 (7470)

LTE Band 41_Power Class 2 E-Field measurement/SC-FDMA RB 1/49 20 MHz 16QAM Ch. 40620/Hearing Aid Compatibility Test (101x101x1): Interpolated grid: dx=0.5000 mm, dy=0.5000 mm

Device Reference Point: 0, 0, -6.3 mm
Reference Value = 13.06 V/m; Power Drift = -0.11 dB
Applied MIF = -1.44 dB
RF audio interference level = 22.88 dBV/m
Emission category: M4

MIF scaled E-field

Grid 1 **M4** **21.41 dBV/m**	Grid 2 **M4** **21.91 dBV/m**	Grid 3 **M4** **22.55 dBV/m**
Grid 4 **M4** **20.69 dBV/m**	Grid 5 **M4** **22.88 dBV/m**	Grid 6 **M4** **23.32 dBV/m**
Grid 7 **M4** **21.93 dBV/m**	Grid 8 **M4** **23.8 dBV/m**	Grid 9 **M4** **23.79 dBV/m**



0 dB = 15.50 V/m = 23.81 dBV/m

HAC-RF Emission ANT1

Communication System: UID 10173 - CAG, LTE-TDD (SC-FDMA, 1 RB, 20 MHz, 16-QAM); Frequency: 2636.5 MHz; Duty Cycle: 1:8.87156
Phantom section: RF Section
DASY5 Configuration:
- Probe: EF3DV3 - SN4041; ConvF(1, 1, 1) @ 2636.5 MHz; Calibrated: 3/18/2020
- Sensor-Surface: (Fix Surface)
- Electronics: DAE4 Sn1257; Calibrated: 10/10/2019
- Phantom: HAC Test Arch with AMCC; Type: SD HAC P01 BB
- Measurement SW: DASY52, Version 52.10 (2);SEMCAD X Version 14.6.12 (7470)

LTE Band 41_Power Class 2 E-Field measurement/SC-FDMA RB 1/49 20 MHz 16QAM Ch. 41055/Hearing Aid Compatibility Test (101x101x1): Interpolated grid: dx=0.5000 mm, dy=0.5000 mm

Device Reference Point: 0, 0, -6.3 mm
Reference Value = 11.21 V/m; Power Drift = 0.02 dB
Applied MIF = -1.44 dB
RF audio interference level = 22.67 dBV/m
Emission category: M4

MIF scaled E-field

Grid 1 **M4** **21.19 dBV/m**	Grid 2 **M4** **21.91 dBV/m**	Grid 3 **M4** **22.67 dBV/m**
Grid 4 **M4** **21.02 dBV/m**	Grid 5 **M4** **21.98 dBV/m**	Grid 6 **M4** **22.68 dBV/m**
Grid 7 **M4** **22.13 dBV/m**	Grid 8 **M4** **22.97 dBV/m**	Grid 9 **M4** **22.96 dBV/m**

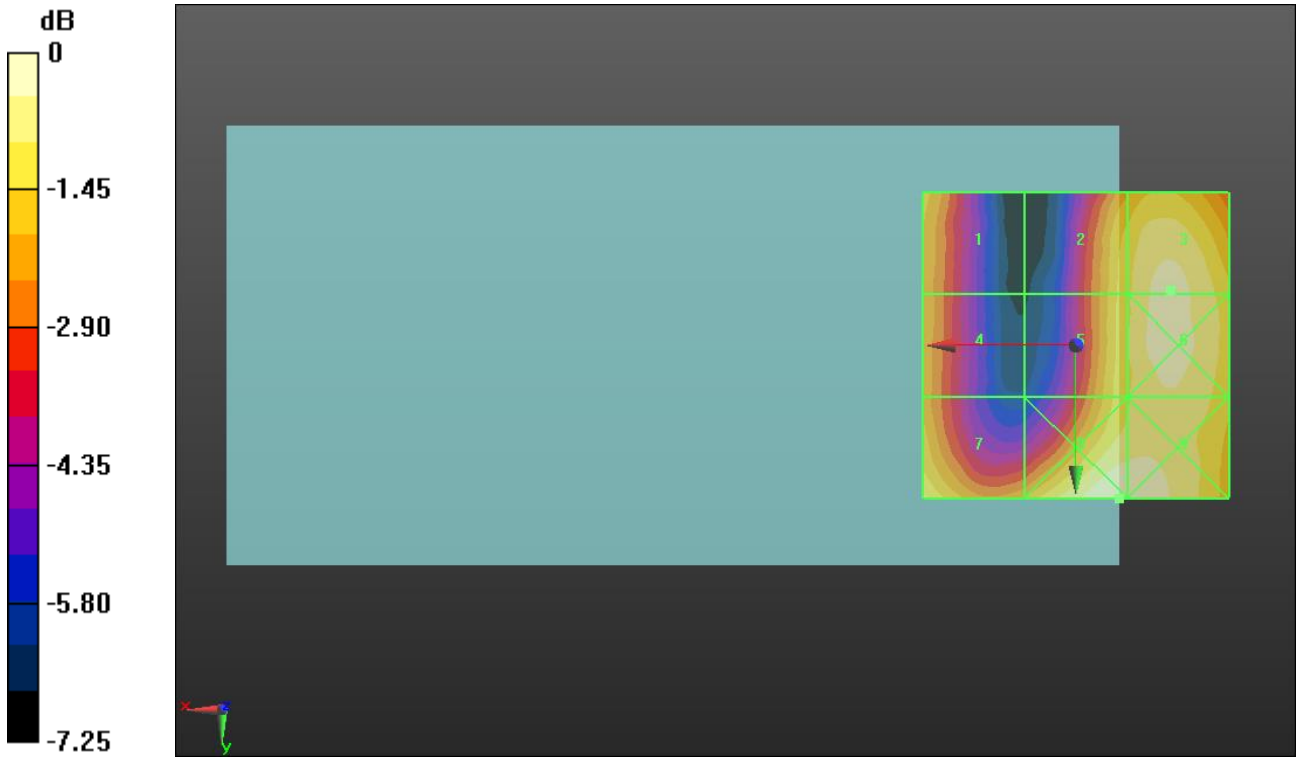

0 dB = 14.08 V/m = 22.97 dBV/m

HAC-RF Emission ANT1

Communication System: UID 10173 - CAG, LTE-TDD (SC-FDMA, 1 RB, 20 MHz, 16-QAM); Frequency: 2680 MHz; Duty Cycle: 1:8.87156
Phantom section: RF Section
DASY5 Configuration:
- Probe: EF3DV3 - SN4041; ConvF(1, 1, 1) @ 2680 MHz; Calibrated: 3/18/2020
- Sensor-Surface: (Fix Surface)
- Electronics: DAE4 Sn1257; Calibrated: 10/10/2019
- Phantom: HAC Test Arch with AMCC; Type: SD HAC P01 BB
- Measurement SW: DASY52, Version 52.10 (2);SEMCAD X Version 14.6.12 (7470)

LTE Band 41_Power Class 2 E-Field measurement/SC-FDMA RB 1/49 20 MHz 16QAM Ch. 41490/Hearing Aid Compatibility Test (101x101x1): Interpolated grid: dx=0.5000 mm, dy=0.5000 mm

Device Reference Point: 0, 0, -6.3 mm
Reference Value = 11.35 V/m; Power Drift = -0.18 dB
Applied MIF = -1.44 dB
RF audio interference level = 22.82 dBV/m
Emission category: M4

MIF scaled E-field

Grid 1 **M4** **21.15 dBV/m**	Grid 2 **M4** **22.03 dBV/m**	Grid 3 **M4** **22.82 dBV/m**
Grid 4 **M4** **20.64 dBV/m**	Grid 5 **M4** **21.95 dBV/m**	Grid 6 **M4** **22.79 dBV/m**
Grid 7 **M4** **22.35 dBV/m**	Grid 8 **M4** **22.82 dBV/m**	Grid 9 **M4** **22.82 dBV/m**

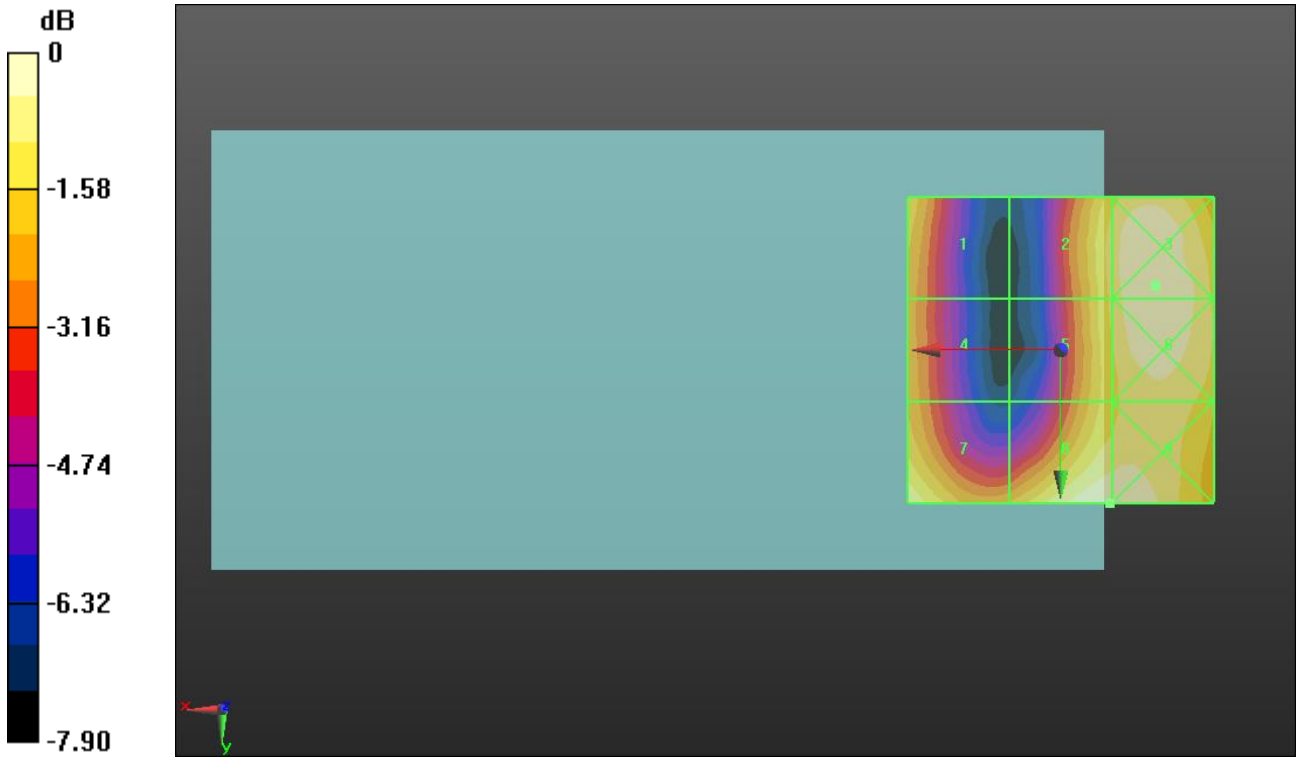

0 dB = 13.83 V/m = 22.82 dBV/m

HAC-RF Emission ANT2

Communication System: UID 10021 - CAA, GSM-FDD (TDMA, GMSK); Frequency: 824.2 MHz; Duty Cycle: 1:8.6896
Phantom section: RF Section
DASY5 Configuration:
- Probe: EF3DV3 - SN4041; ConvF(1, 1, 1) @ 824.2 MHz; Calibrated: 3/18/2020
- Sensor-Surface: (Fix Surface)
- Electronics: DAE4 Sn1257; Calibrated: 10/10/2019
- Phantom: HAC Test Arch with AMCC; Type: SD HAC P01 BB
- Measurement SW: DASY52, Version 52.10 (2);SEMCAD X Version 14.6.12 (7470)

GSM850 E-Field measurement/Voice_ch 128/Hearing Aid Compatibility Test (101x101x1): Interpolated grid: dx=0.5000 mm, dy=0.5000 mm

Device Reference Point: 0, 0, -6.3 mm
Reference Value = 43.98 V/m; Power Drift = -0.18 dB
Applied MIF = 3.63 dB
RF audio interference level = 34.78 dBV/m
Emission category: M4

MIF scaled E-field

Grid 1 **M4** **31.86 dBV/m**	Grid 2 **M4** **34.73 dBV/m**	Grid 3 **M4** **34.89 dBV/m**
Grid 4 **M4** **32.28 dBV/m**	Grid 5 **M4** **34.78 dBV/m**	Grid 6 **M4** **34.91 dBV/m**
Grid 7 **M4** **32.46 dBV/m**	Grid 8 **M4** **34.48 dBV/m**	Grid 9 **M4** **34.53 dBV/m**



0 dB = 55.65 V/m = 34.91 dBV/m

HAC-RF Emission ANT2

Communication System: UID 10021 - CAA, GSM-FDD (TDMA, GMSK); Frequency: 836.6 MHz; Duty Cycle: 1:8.6896
Phantom section: RF Section
DASY5 Configuration:
- Probe: EF3DV3 - SN4041; ConvF(1, 1, 1) @ 836.6 MHz; Calibrated: 3/18/2020
- Sensor-Surface: (Fix Surface)
- Electronics: DAE4 Sn1257; Calibrated: 10/10/2019
- Phantom: HAC Test Arch with AMCC; Type: SD HAC P01 BB
- Measurement SW: DASY52, Version 52.10 (2);SEMCAD X Version 14.6.12 (7470)

GSM850 E-Field measurement/Voice_ch 190/Hearing Aid Compatibility Test (101x101x1): Interpolated grid: dx=0.5000 mm, dy=0.5000 mm

Device Reference Point: 0, 0, -6.3 mm
Reference Value = 49.41 V/m; Power Drift = -0.02 dB
Applied MIF = 3.63 dB
RF audio interference level = 34.51 dBV/m
Emission category: M4

MIF scaled E-field

Grid 1 **M4** **33.14 dBV/m**	Grid 2 **M4** **34.27 dBV/m**	Grid 3 **M4** **34.17 dBV/m**
Grid 4 **M4** **33.29 dBV/m**	Grid 5 **M4** **34.51 dBV/m**	Grid 6 **M4** **34.32 dBV/m**
Grid 7 **M4** **33.57 dBV/m**	Grid 8 **M4** **34.51 dBV/m**	Grid 9 **M4** **34.17 dBV/m**



0 dB = 53.17 V/m = 34.51 dBV/m

HAC-RF Emission ANT2

Communication System: UID 10021 - CAA, GSM-FDD (TDMA, GMSK); Frequency: 848.6 MHz; Duty Cycle: 1:8.6896
Phantom section: RF Section
DASY5 Configuration:
- Probe: EF3DV3 - SN4041; ConvF(1, 1, 1) @ 848.6 MHz; Calibrated: 3/18/2020
- Sensor-Surface: (Fix Surface)
- Electronics: DAE4 Sn1257; Calibrated: 10/10/2019
- Phantom: HAC Test Arch with AMCC; Type: SD HAC P01 BB
- Measurement SW: DASY52, Version 52.10 (2);SEMCAD X Version 14.6.12 (7470)

GSM850 E-Field measurement/Voice_ch 251/Hearing Aid Compatibility Test (101x101x1): Interpolated grid: dx=0.5000 mm, dy=0.5000 mm

Device Reference Point: 0, 0, -6.3 mm
Reference Value = 52.54 V/m; Power Drift = -0.02 dB
Applied MIF = 3.63 dB
RF audio interference level = 35.04 dBV/m
Emission category: M4

MIF scaled E-field

Grid 1 **M4** **33.99 dBV/m**	Grid 2 **M4** **34.76 dBV/m**	Grid 3 **M4** **34.17 dBV/m**
Grid 4 **M4** **34.38 dBV/m**	Grid 5 **M4** **35.04 dBV/m**	Grid 6 **M4** **34.35 dBV/m**
Grid 7 **M4** **34.67 dBV/m**	Grid 8 **M4** **35.28 dBV/m**	Grid 9 **M4** **34.85 dBV/m**

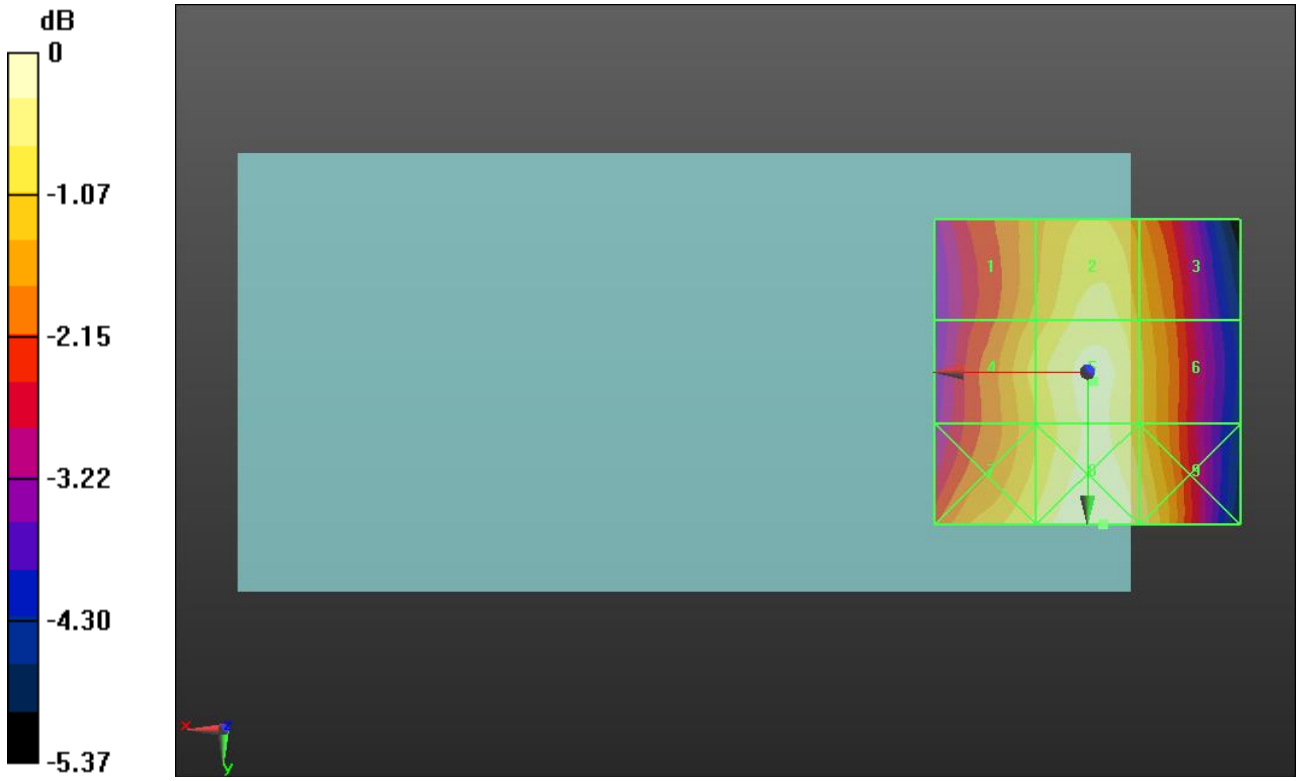

0 dB = 58.10 V/m = 35.28 dBV/m

HAC-RF Emission ANT2

Communication System: UID 10021 - CAA, GSM-FDD (TDMA, GMSK); Frequency: 1850.2 MHz; Duty Cycle: 1:8.6896
Phantom section: RF Section
DASY5 Configuration:
- Probe: EF3DV3 - SN4041; ConvF(1, 1, 1) @ 1850.2 MHz; Calibrated: 3/18/2020
- Sensor-Surface: (Fix Surface)
- Electronics: DAE4 Sn1257; Calibrated: 10/10/2019
- Phantom: HAC Test Arch with AMCC; Type: SD HAC P01 BB
- Measurement SW: DASY52, Version 52.10 (2);SEMCAD X Version 14.6.12 (7470)

GSM1900 E-Field measurement/Voice_ch 512/Hearing Aid Compatibility Test (101x101x1): Interpolated grid: dx=0.5000 mm, dy=0.5000 mm

Device Reference Point: 0, 0, -6.3 mm
Reference Value = 18.59 V/m; Power Drift = -0.14 dB
Applied MIF = 3.63 dB
RF audio interference level = 27.93 dBV/m
Emission category: M4

MIF scaled E-field

Grid 1 **M4** **23.9 dBV/m**	Grid 2 **M4** **27.93 dBV/m**	Grid 3 **M4** **27.95 dBV/m**
Grid 4 **M4** **23.81 dBV/m**	Grid 5 **M4** **27.93 dBV/m**	Grid 6 **M4** **27.96 dBV/m**
Grid 7 **M4** **25.63 dBV/m**	Grid 8 **M4** **27.46 dBV/m**	Grid 9 **M4** **27.52 dBV/m**



0 dB = 24.99 V/m = 27.96 dBV/m

HAC-RF Emission ANT2

Communication System: UID 10021 - CAA, GSM-FDD (TDMA, GMSK); Frequency: 1880 MHz; Duty Cycle: 1:8.6896
Phantom section: RF Section
DASY5 Configuration:
- Probe: EF3DV3 - SN4041; ConvF(1, 1, 1) @ 1880 MHz; Calibrated: 3/18/2020
- Sensor-Surface: (Fix Surface)
- Electronics: DAE4 Sn1257; Calibrated: 10/10/2019
- Phantom: HAC Test Arch with AMCC; Type: SD HAC P01 BB
- Measurement SW: DASY52, Version 52.10 (2);SEMCAD X Version 14.6.12 (7470)

GSM1900 E-Field measurement/Voice_ch 661/Hearing Aid Compatibility Test (101x101x1): Interpolated grid: dx=0.5000 mm, dy=0.5000 mm

Device Reference Point: 0, 0, -6.3 mm
Reference Value = 17.47 V/m; Power Drift = -0.05 dB
Applied MIF = 3.63 dB
RF audio interference level = 27.95 dBV/m
Emission category: M4

MIF scaled E-field

Grid 1 **M4** **24.15 dBV/m**	Grid 2 **M4** **28.17 dBV/m**	Grid 3 **M4** **28.19 dBV/m**
Grid 4 **M4** **23.67 dBV/m**	Grid 5 **M4** **27.95 dBV/m**	Grid 6 **M4** **28.01 dBV/m**
Grid 7 **M4** **26.25 dBV/m**	Grid 8 **M4** **26.92 dBV/m**	Grid 9 **M4** **26.98 dBV/m**

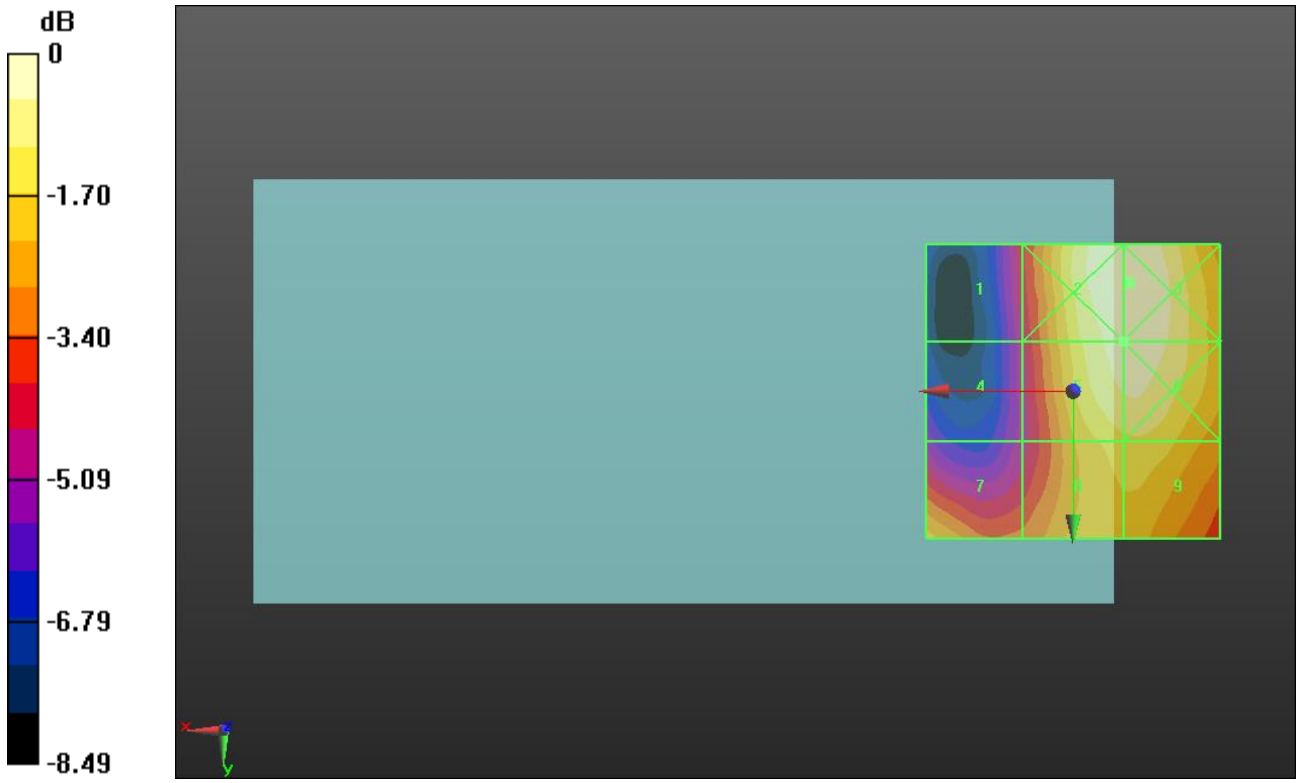

0 dB = 25.67 V/m = 28.19 dBV/m

HAC-RF Emission ANT2

Communication System: UID 10021 - CAA, GSM-FDD (TDMA, GMSK); Frequency: 1909.8 MHz; Duty Cycle: 1:8.6896
Phantom section: RF Section
DASY5 Configuration:
- Probe: EF3DV3 - SN4041; ConvF(1, 1, 1) @ 1909.8 MHz; Calibrated: 3/18/2020
- Sensor-Surface: (Fix Surface)
- Electronics: DAE4 Sn1257; Calibrated: 10/10/2019
- Phantom: HAC Test Arch with AMCC; Type: SD HAC P01 BB
- Measurement SW: DASY52, Version 52.10 (2);SEMCAD X Version 14.6.12 (7470)

GSM1900 E-Field measurement/Voice_ch 810/Hearing Aid Compatibility Test (101x101x1): Interpolated grid: dx=0.5000 mm, dy=0.5000 mm

Device Reference Point: 0, 0, -6.3 mm
Reference Value = 15.11 V/m; Power Drift = -0.07 dB
Applied MIF = 3.63 dB
RF audio interference level = 26.84 dBV/m
Emission category: M4

MIF scaled E-field

Grid 1 **M4** **22.8 dBV/m**	Grid 2 **M4** **27.25 dBV/m**	Grid 3 **M4** **27.27 dBV/m**
Grid 4 **M4** **22.65 dBV/m**	Grid 5 **M4** **26.84 dBV/m**	Grid 6 **M4** **26.91 dBV/m**
Grid 7 **M4** **26.3 dBV/m**	Grid 8 **M4** **26.37 dBV/m**	Grid 9 **M4** **26.28 dBV/m**



0 dB = 23.09 V/m = 27.27 dBV/m

HAC-RF Emission ANT2

Communication System: UID 10295 - AAB, CDMA2000, RC1, SO3, 1/8th Rate 25 fr.; Frequency: 824.7 MHz; Duty Cycle: 1:17.746
Phantom section: RF Section
DASY5 Configuration:
- Probe: EF3DV3 - SN4041; ConvF(1, 1, 1) @ 824.7 MHz; Calibrated: 3/18/2020
- Sensor-Surface: (Fix Surface)
- Electronics: DAE4 Sn1257; Calibrated: 10/10/2019
- Phantom: HAC Test Arch with AMCC; Type: SD HAC P01 BB
- Measurement SW: DASY52, Version 52.10 (2);SEMCAD X Version 14.6.12 (7470)

CDMA2000 BC0 E-Field measurement/RC1_SO3_Ch.1013/Hearing Aid Compatibility Test (101x101x1): Interpolated grid: dx=0.5000 mm, dy=0.5000 mm

Device Reference Point: 0, 0, -6.3 mm
Reference Value = 45.01 V/m; Power Drift = 0.08 dB
Applied MIF = 3.26 dB
RF audio interference level = 32.00 dBV/m
Emission category: M4

MIF scaled E-field

Grid 1 **M4** **29.57 dBV/m**	Grid 2 **M4** **31.92 dBV/m**	Grid 3 **M4** **31.44 dBV/m**
Grid 4 **M4** **29.64 dBV/m**	Grid 5 **M4** **32 dBV/m**	Grid 6 **M4** **31.61 dBV/m**
Grid 7 **M4** **29.27 dBV/m**	Grid 8 **M4** **31.72 dBV/m**	Grid 9 **M4** **31.2 dBV/m**



0 dB = 39.83 V/m = 32.00 dBV/m

HAC-RF Emission ANT2

Communication System: UID 10295 - AAB, CDMA2000, RC1, SO3, 1/8th Rate 25 fr.; Frequency: 836.52 MHz; Duty Cycle: 1:17.746
Phantom section: RF Section
DASY5 Configuration:
- Probe: EF3DV3 - SN4041; ConvF(1, 1, 1) @ 836.52 MHz; Calibrated: 3/18/2020
- Sensor-Surface: (Fix Surface)
- Electronics: DAE4 Sn1257; Calibrated: 10/10/2019
- Phantom: HAC Test Arch with AMCC; Type: SD HAC P01 BB
- Measurement SW: DASY52, Version 52.10 (2);SEMCAD X Version 14.6.12 (7470)

CDMA2000 BC0 E-Field measurement/RC1_SO3_Ch.384/Hearing Aid Compatibility Test (101x101x1): Interpolated grid: dx=0.5000 mm, dy=0.5000 mm

Device Reference Point: 0, 0, -6.3 mm
Reference Value = 41.84 V/m; Power Drift = 0.02 dB
Applied MIF = 3.26 dB
RF audio interference level = 31.38 dBV/m
Emission category: M4

MIF scaled E-field

Grid 1 **M4** **28.81 dBV/m**	Grid 2 **M4** **31.19 dBV/m**	Grid 3 **M4** **30.69 dBV/m**
Grid 4 **M4** **29.04 dBV/m**	Grid 5 **M4** **31.38 dBV/m**	Grid 6 **M4** **30.91 dBV/m**
Grid 7 **M4** **28.72 dBV/m**	Grid 8 **M4** **31.13 dBV/m**	Grid 9 **M4** **30.56 dBV/m**



0 dB = 37.07 V/m = 31.38 dBV/m

HAC-RF Emission ANT2

Communication System: UID 10295 - AAB, CDMA2000, RC1, SO3, 1/8th Rate 25 fr.; Frequency: 848.31 MHz; Duty Cycle: 1:17.746
Phantom section: RF Section
DASY5 Configuration:
- Probe: EF3DV3 - SN4041; ConvF(1, 1, 1) @ 848.31 MHz; Calibrated: 3/18/2020
- Sensor-Surface: (Fix Surface)
- Electronics: DAE4 Sn1257; Calibrated: 10/10/2019
- Phantom: HAC Test Arch with AMCC; Type: SD HAC P01 BB
- Measurement SW: DASY52, Version 52.10 (2);SEMCAD X Version 14.6.12 (7470)

CDMA2000 BC0 E-Field measurement/RC1_SO3_Ch.777/Hearing Aid Compatibility Test (101x101x1): Interpolated grid: dx=0.5000 mm, dy=0.5000 mm

Device Reference Point: 0, 0, -6.3 mm
Reference Value = 38.27 V/m; Power Drift = 0.01 dB
Applied MIF = 3.26 dB
RF audio interference level = 30.52 dBV/m
Emission category: M4

MIF scaled E-field

Grid 1 **M4** **27.79 dBV/m**	Grid 2 **M4** **30.25 dBV/m**	Grid 3 **M4** **29.92 dBV/m**
Grid 4 **M4** **28.09 dBV/m**	Grid 5 **M4** **30.52 dBV/m**	Grid 6 **M4** **30.18 dBV/m**
Grid 7 **M4** **27.91 dBV/m**	Grid 8 **M4** **30.31 dBV/m**	Grid 9 **M4** **29.81 dBV/m**



0 dB = 33.58 V/m = 30.52 dBV/m

HAC-RF Emission ANT2

Communication System: UID 10295 - AAB, CDMA2000, RC1, SO3, 1/8th Rate 25 fr.; Frequency: 1851.25 MHz; Duty Cycle: 1:17.746
Phantom section: RF Section
DASY5 Configuration:
- Probe: EF3DV3 - SN4041; ConvF(1, 1, 1) @ 1851.25 MHz; Calibrated: 3/18/2020
- Sensor-Surface: (Fix Surface)
- Electronics: DAE4 Sn1257; Calibrated: 10/10/2019
- Phantom: HAC Test Arch with AMCC; Type: SD HAC P01 BB
- Measurement SW: DASY52, Version 52.10 (2);SEMCAD X Version 14.6.12 (7470)

CDMA2000 BC1 E-Field measurement/RC1_SO3_Ch.25/Hearing Aid Compatibility Test (101x101x1): Interpolated grid: dx=0.5000 mm, dy=0.5000 mm

Device Reference Point: 0, 0, -6.3 mm
Reference Value = 8.706 V/m; Power Drift = 0.04 dB
Applied MIF = 3.26 dB
RF audio interference level = 21.70 dBV/m
Emission category: M4

MIF scaled E-field

Grid 1 **M4** **26.76 dBV/m**	Grid 2 **M4** **26.65 dBV/m**	Grid 3 **M4** **24.38 dBV/m**
Grid 4 **M4** **21.54 dBV/m**	Grid 5 **M4** **21.7 dBV/m**	Grid 6 **M4** **21.48 dBV/m**
Grid 7 **M4** **17.36 dBV/m**	Grid 8 **M4** **21.12 dBV/m**	Grid 9 **M4** **21.3 dBV/m**



0 dB = 21.78 V/m = 26.76 dBV/m

HAC-RF Emission ANT2

Communication System: UID 10295 - AAB, CDMA2000, RC1, SO3, 1/8th Rate 25 fr.; Frequency: 1880 MHz; Duty Cycle: 1:17.746
Phantom section: RF Section
DASY5 Configuration:
- Probe: EF3DV3 - SN4041; ConvF(1, 1, 1) @ 1880 MHz; Calibrated: 3/18/2020
- Sensor-Surface: (Fix Surface)
- Electronics: DAE4 Sn1257; Calibrated: 10/10/2019
- Phantom: HAC Test Arch with AMCC; Type: SD HAC P01 BB
- Measurement SW: DASY52, Version 52.10 (2);SEMCAD X Version 14.6.12 (7470)

CDMA2000 BC1 E-Field measurement/RC1_SO3_Ch.600/Hearing Aid Compatibility Test (101x101x1): Interpolated grid: dx=0.5000 mm, dy=0.5000 mm

Device Reference Point: 0, 0, -6.3 mm
Reference Value = 9.092 V/m; Power Drift = 0.11 dB
Applied MIF = 3.26 dB
RF audio interference level = 21.38 dBV/m
Emission category: M4

MIF scaled E-field

Grid 1 **M4** **26.44 dBV/m**	Grid 2 **M4** **26.21 dBV/m**	Grid 3 **M4** **24.11 dBV/m**
Grid 4 **M4** **21 dBV/m**	Grid 5 **M4** **21.38 dBV/m**	Grid 6 **M4** **21.38 dBV/m**
Grid 7 **M4** **17.1 dBV/m**	Grid 8 **M4** **21.03 dBV/m**	Grid 9 **M4** **21.22 dBV/m**



0 dB = 20.98 V/m = 26.44 dBV/m

HAC-RF Emission ANT2

Communication System: UID 10295 - AAB, CDMA2000, RC1, SO3, 1/8th Rate 25 fr.; Frequency: 1908.75 MHz; Duty Cycle: 1:17.746
Phantom section: RF Section
DASY5 Configuration:
- Probe: EF3DV3 - SN4041; ConvF(1, 1, 1) @ 1908.75 MHz; Calibrated: 3/18/2020
- Sensor-Surface: (Fix Surface)
- Electronics: DAE4 Sn1257; Calibrated: 10/10/2019
- Phantom: HAC Test Arch with AMCC; Type: SD HAC P01 BB
- Measurement SW: DASY52, Version 52.10 (2);SEMCAD X Version 14.6.12 (7470)

CDMA2000 BC1 E-Field measurement/RC1_SO3_Ch.1175/Hearing Aid Compatibility Test (101x101x1): Interpolated grid: dx=0.5000 mm, dy=0.5000 mm

Device Reference Point: 0, 0, -6.3 mm
Reference Value = 9.401 V/m; Power Drift = -0.07 dB
Applied MIF = 3.26 dB
RF audio interference level = 21.38 dBV/m
Emission category: M4

MIF scaled E-field

Grid 1 **M4** **26.41 dBV/m**	Grid 2 **M4** **26.03 dBV/m**	Grid 3 **M4** **24.29 dBV/m**
Grid 4 **M4** **20.86 dBV/m**	Grid 5 **M4** **21.38 dBV/m**	Grid 6 **M4** **21.32 dBV/m**
Grid 7 **M4** **17.4 dBV/m**	Grid 8 **M4** **20.38 dBV/m**	Grid 9 **M4** **20.48 dBV/m**



0 dB = 20.93 V/m = 26.42 dBV/m

HAC-RF Emission ANT2

Communication System: UID 10295 - AAB, CDMA2000, RC1, SO3, 1/8th Rate 25 fr.; Frequency: 817.3 MHz; Duty Cycle: 1:17.746
Phantom section: RF Section
DASY5 Configuration:
- Probe: EF3DV3 - SN4041; ConvF(1, 1, 1) @ 817.3 MHz; Calibrated: 3/18/2020
- Sensor-Surface: (Fix Surface)
- Electronics: DAE4 Sn1257; Calibrated: 10/10/2019
- Phantom: HAC Test Arch with AMCC; Type: SD HAC P01 BB
- Measurement SW: DASY52, Version 52.10 (2);SEMCAD X Version 14.6.12 (7470)

CDMA2000 BC10 E-Field measurement/RC1_SO3_Ch.450/Hearing Aid Compatibility Test (101x101x1): Interpolated grid: dx=0.5000 mm, dy=0.5000 mm

Device Reference Point: 0, 0, -6.3 mm
Reference Value = 46.00 V/m; Power Drift = 0.03 dB
Applied MIF = 3.26 dB
RF audio interference level = 32.25 dBV/m
Emission category: M4

MIF scaled E-field

Grid 1 **M4** **29.76 dBV/m**	Grid 2 **M4** **32.15 dBV/m**	Grid 3 **M4** **31.76 dBV/m**
Grid 4 **M4** **29.86 dBV/m**	Grid 5 **M4** **32.25 dBV/m**	Grid 6 **M4** **31.86 dBV/m**
Grid 7 **M4** **29.51 dBV/m**	Grid 8 **M4** **31.96 dBV/m**	Grid 9 **M4** **31.45 dBV/m**



0 dB = 40.99 V/m = 32.25 dBV/m

HAC-RF Emission ANT2

Communication System: UID 10295 - AAB, CDMA2000, RC1, SO3, 1/8th Rate 25 fr.; Frequency: 820 MHz; Duty Cycle: 1:17.746
Phantom section: RF Section
DASY5 Configuration:
- Probe: EF3DV3 - SN4041; ConvF(1, 1, 1) @ 820 MHz; Calibrated: 3/18/2020
- Sensor-Surface: (Fix Surface)
- Electronics: DAE4 Sn1257; Calibrated: 10/10/2019
- Phantom: HAC Test Arch with AMCC; Type: SD HAC P01 BB
- Measurement SW: DASY52, Version 52.10 (2);SEMCAD X Version 14.6.12 (7470)

CDMA2000 BC10 E-Field measurement/RC1_SO3_Ch.560/Hearing Aid Compatibility Test (101x101x1): Interpolated grid: dx=0.5000 mm, dy=0.5000 mm

Device Reference Point: 0, 0, -6.3 mm
Reference Value = 45.64 V/m; Power Drift = -0.00 dB
Applied MIF = 3.26 dB
RF audio interference level = 32.20 dBV/m
Emission category: M4

MIF scaled E-field

Grid 1 **M4** **29.72 dBV/m**	Grid 2 **M4** **32.1 dBV/m**	Grid 3 **M4** **31.7 dBV/m**
Grid 4 **M4** **29.83 dBV/m**	Grid 5 **M4** **32.2 dBV/m**	Grid 6 **M4** **31.83 dBV/m**
Grid 7 **M4** **29.48 dBV/m**	Grid 8 **M4** **31.87 dBV/m**	Grid 9 **M4** **31.31 dBV/m**



0 dB = 40.73 V/m = 32.20 dBV/m

HAC-RF Emission ANT2

Communication System: UID 10295 - AAB, CDMA2000, RC1, SO3, 1/8th Rate 25 fr.; Frequency: 822.75 MHz; Duty Cycle: 1:17.746
Phantom section: RF Section
DASY5 Configuration:
- Probe: EF3DV3 - SN4041; ConvF(1, 1, 1) @ 822.75 MHz; Calibrated: 3/18/2020
- Sensor-Surface: (Fix Surface)
- Electronics: DAE4 Sn1257; Calibrated: 10/10/2019
- Phantom: HAC Test Arch with AMCC; Type: SD HAC P01 BB
- Measurement SW: DASY52, Version 52.10 (2);SEMCAD X Version 14.6.12 (7470)

CDMA2000 BC10 E-Field measurement/RC1_SO3_Ch.670/Hearing Aid Compatibility Test (101x101x1): Interpolated grid: dx=0.5000 mm, dy=0.5000 mm

Device Reference Point: 0, 0, -6.3 mm
Reference Value = 45.51 V/m; Power Drift = -0.03 dB
Applied MIF = 3.26 dB
RF audio interference level = 32.11 dBV/m
Emission category: M4

MIF scaled E-field

Grid 1 **M4** **29.69 dBV/m**	Grid 2 **M4** **31.98 dBV/m**	Grid 3 **M4** **31.51 dBV/m**
Grid 4 **M4** **29.82 dBV/m**	Grid 5 **M4** **32.11 dBV/m**	Grid 6 **M4** **31.67 dBV/m**
Grid 7 **M4** **29.43 dBV/m**	Grid 8 **M4** **31.78 dBV/m**	Grid 9 **M4** **31.22 dBV/m**



0 dB = 40.34 V/m = 32.11 dBV/m

HAC-RF Emission ANT2

Communication System: UID 10173 - CAG, LTE-TDD (SC-FDMA, 1 RB, 20 MHz, 16-QAM); Frequency: 2506 MHz; Duty Cycle: 1:8.87156
Phantom section: RF Section
DASY5 Configuration:
- Probe: EF3DV3 - SN4041; ConvF(1, 1, 1) @ 2506 MHz; Calibrated: 3/18/2020
- Sensor-Surface: (Fix Surface)
- Electronics: DAE4 Sn1257; Calibrated: 10/10/2019
- Phantom: HAC Test Arch with AMCC; Type: SD HAC P01 BB
- Measurement SW: DASY52, Version 52.10 (2);SEMCAD X Version 14.6.12 (7470)

LTE Band 41 E-Field measurement/SC-FDMA 1RB 20 MHz 16QAM Ch. 39750/Hearing Aid Compatibility Test (101x101x1): Interpolated grid: dx=0.5000 mm, dy=0.5000 mm

Device Reference Point: 0, 0, -6.3 mm
Reference Value = 37.55 V/m; Power Drift = 0.02 dB
Applied MIF = -1.44 dB
RF audio interference level = 29.10 dBV/m
Emission category: M4

MIF scaled E-field

Grid 1 **M4** **25.95 dBV/m**	Grid 2 **M4** **29.41 dBV/m**	Grid 3 **M4** **28.98 dBV/m**
Grid 4 **M4** **25.74 dBV/m**	Grid 5 **M4** **29.1 dBV/m**	Grid 6 **M4** **28.67 dBV/m**
Grid 7 **M4** **23.34 dBV/m**	Grid 8 **M4** **26.41 dBV/m**	Grid 9 **M4** **26.38 dBV/m**



0 dB = 29.54 V/m = 29.41 dBV/m

HAC-RF Emission ANT2

Communication System: UID 10173 - CAG, LTE-TDD (SC-FDMA, 1 RB, 20 MHz, 16-QAM); Frequency: 2549.5 MHz; Duty Cycle: 1:8.87156
Phantom section: RF Section
DASY5 Configuration:
- Probe: EF3DV3 - SN4041; ConvF(1, 1, 1) @ 2549.5 MHz; Calibrated: 3/18/2020
- Sensor-Surface: (Fix Surface)
- Electronics: DAE4 Sn1257; Calibrated: 10/10/2019
- Phantom: HAC Test Arch with AMCC; Type: SD HAC P01 BB
- Measurement SW: DASY52, Version 52.10 (2);SEMCAD X Version 14.6.12 (7470)

LTE Band 41 E-Field measurement/SC-FDMA 1RB 20 MHz 16QAM Ch. 40185/Hearing Aid Compatibility Test (101x101x1): Interpolated grid: dx=0.5000 mm, dy=0.5000 mm

Device Reference Point: 0, 0, -6.3 mm
Reference Value = 36.54 V/m; Power Drift = 0.03 dB
Applied MIF = -1.44 dB
RF audio interference level = 28.99 dBV/m
Emission category: M4

MIF scaled E-field

Grid 1 **M4** **25.99 dBV/m**	Grid 2 **M4** **29.33 dBV/m**	Grid 3 **M4** **28.84 dBV/m**
Grid 4 **M4** **25.75 dBV/m**	Grid 5 **M4** **28.99 dBV/m**	Grid 6 **M4** **28.5 dBV/m**
Grid 7 **M4** **23.03 dBV/m**	Grid 8 **M4** **26.47 dBV/m**	Grid 9 **M4** **26.45 dBV/m**



0 dB = 29.28 V/m = 29.33 dBV/m

HAC-RF Emission ANT2

Communication System: UID 10173 - CAG, LTE-TDD (SC-FDMA, 1 RB, 20 MHz, 16-QAM); Frequency: 2593 MHz; Duty Cycle: 1:8.87156
Phantom section: RF Section
DASY5 Configuration:
- Probe: EF3DV3 - SN4041; ConvF(1, 1, 1) @ 2593 MHz; Calibrated: 3/18/2020
- Sensor-Surface: (Fix Surface)
- Electronics: DAE4 Sn1257; Calibrated: 10/10/2019
- Phantom: HAC Test Arch with AMCC; Type: SD HAC P01 BB
- Measurement SW: DASY52, Version 52.10 (2);SEMCAD X Version 14.6.12 (7470)

LTE Band 41 E-Field measurement/SC-FDMA 1RB 20 MHz 16QAM Ch. 40620/Hearing Aid Compatibility Test (101x101x1): Interpolated grid: dx=0.5000 mm, dy=0.5000 mm

Device Reference Point: 0, 0, -6.3 mm
Reference Value = 37.23 V/m; Power Drift = -0.03 dB
Applied MIF = -1.44 dB
RF audio interference level = 28.90 dBV/m
Emission category: M4

MIF scaled E-field

Grid 1 **M4** **26.1 dBV/m**	Grid 2 **M4** **29.2 dBV/m**	Grid 3 **M4** **28.75 dBV/m**
Grid 4 **M4** **25.89 dBV/m**	Grid 5 **M4** **28.9 dBV/m**	Grid 6 **M4** **28.43 dBV/m**
Grid 7 **M4** **22.16 dBV/m**	Grid 8 **M4** **26.04 dBV/m**	Grid 9 **M4** **26.02 dBV/m**



0 dB = 28.83 V/m = 29.20 dBV/m

HAC-RF Emission ANT2

Communication System: UID 10173 - CAG, LTE-TDD (SC-FDMA, 1 RB, 20 MHz, 16-QAM); Frequency: 2636.5 MHz; Duty Cycle: 1:8.87156
Phantom section: RF Section
DASY5 Configuration:
- Probe: EF3DV3 - SN4041; ConvF(1, 1, 1) @ 2636.5 MHz; Calibrated: 3/18/2020
- Sensor-Surface: (Fix Surface)
- Electronics: DAE4 Sn1257; Calibrated: 10/10/2019
- Phantom: HAC Test Arch with AMCC; Type: SD HAC P01 BB
- Measurement SW: DASY52, Version 52.10 (2);SEMCAD X Version 14.6.12 (7470)

LTE Band 41 E-Field measurement/SC-FDMA 1RB 20 MHz 16QAM Ch. 41055/Hearing Aid Compatibility Test (101x101x1): Interpolated grid: dx=0.5000 mm, dy=0.5000 mm

Device Reference Point: 0, 0, -6.3 mm
Reference Value = 36.80 V/m; Power Drift = -0.01 dB
Applied MIF = -1.44 dB
RF audio interference level = 28.51 dBV/m
Emission category: M4

MIF scaled E-field

Grid 1 **M4** **25.74 dBV/m**	Grid 2 **M4** **28.7 dBV/m**	Grid 3 **M4** **28.31 dBV/m**
Grid 4 **M4** **25.58 dBV/m**	Grid 5 **M4** **28.51 dBV/m**	Grid 6 **M4** **28.09 dBV/m**
Grid 7 **M4** **21.91 dBV/m**	Grid 8 **M4** **25.64 dBV/m**	Grid 9 **M4** **25.62 dBV/m**



0 dB = 27.23 V/m = 28.70 dBV/m

HAC-RF Emission ANT2

Communication System: UID 10173 - CAG, LTE-TDD (SC-FDMA, 1 RB, 20 MHz, 16-QAM); Frequency: 2680 MHz; Duty Cycle: 1:8.87156
Phantom section: RF Section
DASY5 Configuration:
- Probe: EF3DV3 - SN4041; ConvF(1, 1, 1) @ 2680 MHz; Calibrated: 3/18/2020
- Sensor-Surface: (Fix Surface)
- Electronics: DAE4 Sn1257; Calibrated: 10/10/2019
- Phantom: HAC Test Arch with AMCC; Type: SD HAC P01 BB
- Measurement SW: DASY52, Version 52.10 (2);SEMCAD X Version 14.6.12 (7470)

LTE Band 41 E-Field measurement/SC-FDMA 1RB 20 MHz 16QAM Ch. 41490/Hearing Aid Compatibility Test (101x101x1): Interpolated grid: dx=0.5000 mm, dy=0.5000 mm

Device Reference Point: 0, 0, -6.3 mm
Reference Value = 33.64 V/m; Power Drift = -0.02 dB
Applied MIF = -1.44 dB
RF audio interference level = 27.59 dBV/m
Emission category: M4

MIF scaled E-field

Grid 1 **M4** **24.9 dBV/m**	Grid 2 **M4** **27.73 dBV/m**	Grid 3 **M4** **27.28 dBV/m**
Grid 4 **M4** **24.76 dBV/m**	Grid 5 **M4** **27.59 dBV/m**	Grid 6 **M4** **27.11 dBV/m**
Grid 7 **M4** **21.72 dBV/m**	Grid 8 **M4** **25.05 dBV/m**	Grid 9 **M4** **25.02 dBV/m**



0 dB = 24.34 V/m = 27.73 dBV/m

HAC-RF Emission ANT3

Communication System: UID 10021 - CAA, GSM-FDD (TDMA, GMSK); Frequency: 1850.2 MHz; Duty Cycle: 1:8.6896
Phantom section: RF Section
DASY5 Configuration:
- Probe: EF3DV3 - SN4041; ConvF(1, 1, 1) @ 1850.2 MHz; Calibrated: 3/18/2020
- Sensor-Surface: (Fix Surface)
- Electronics: DAE4 Sn1257; Calibrated: 10/10/2019
- Phantom: HAC Test Arch with AMCC; Type: SD HAC P01 BB
- Measurement SW: DASY52, Version 52.10 (2);SEMCAD X Version 14.6.12 (7470)

GSM1900 E-Field measurement/Voice_ch 512/Hearing Aid Compatibility Test (101x101x1): Interpolated grid: dx=0.5000 mm, dy=0.5000 mm

Device Reference Point: 0, 0, -6.3 mm
Reference Value = 18.38 V/m; Power Drift = -0.05 dB
Applied MIF = 3.63 dB
RF audio interference level = 28.05 dBV/m
Emission category: M4

MIF scaled E-field

Grid 1 **M4** **23.7 dBV/m**	Grid 2 **M4** **28 dBV/m**	Grid 3 **M4** **28.03 dBV/m**
Grid 4 **M4** **23.75 dBV/m**	Grid 5 **M4** **28.05 dBV/m**	Grid 6 **M4** **28.1 dBV/m**
Grid 7 **M4** **25.59 dBV/m**	Grid 8 **M4** **27.57 dBV/m**	Grid 9 **M4** **27.63 dBV/m**

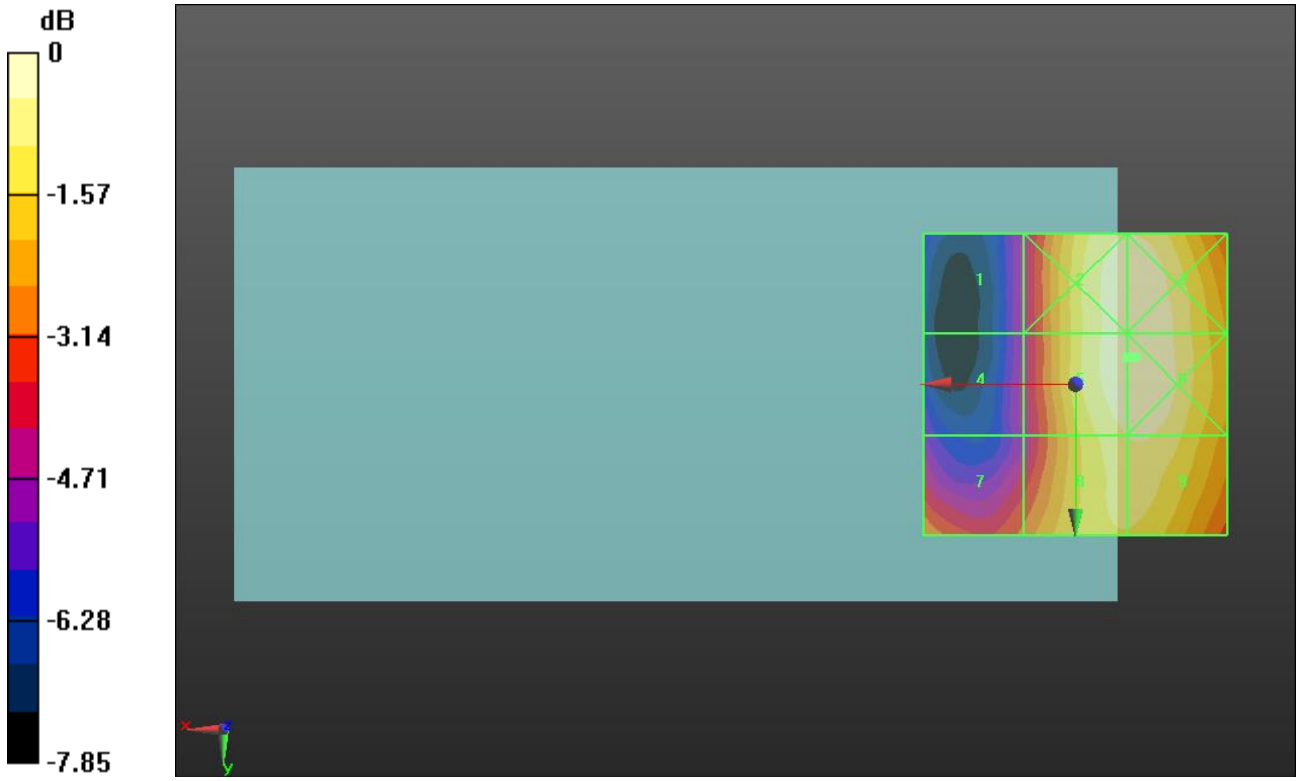

0 dB = 25.40 V/m = 28.10 dBV/m

HAC-RF Emission ANT3

Communication System: UID 10021 - CAA, GSM-FDD (TDMA, GMSK); Frequency: 1880 MHz; Duty Cycle: 1:8.6896
Phantom section: RF Section
DASY5 Configuration:
- Probe: EF3DV3 - SN4041; ConvF(1, 1, 1) @ 1880 MHz; Calibrated: 3/18/2020
- Sensor-Surface: (Fix Surface)
- Electronics: DAE4 Sn1257; Calibrated: 10/10/2019
- Phantom: HAC Test Arch with AMCC; Type: SD HAC P01 BB
- Measurement SW: DASY52, Version 52.10 (2);SEMCAD X Version 14.6.12 (7470)

GSM1900 E-Field measurement/Voice_ch 661/Hearing Aid Compatibility Test (101x101x1): Interpolated grid: dx=0.5000 mm, dy=0.5000 mm

Device Reference Point: 0, 0, -6.3 mm
Reference Value = 17.50 V/m; Power Drift = -0.08 dB
Applied MIF = 3.63 dB
RF audio interference level = 27.89 dBV/m
Emission category: M4

MIF scaled E-field

Grid 1 **M4** **23.96 dBV/m**	Grid 2 **M4** **28.13 dBV/m**	Grid 3 **M4** **28.15 dBV/m**
Grid 4 **M4** **23.42 dBV/m**	Grid 5 **M4** **27.89 dBV/m**	Grid 6 **M4** **27.93 dBV/m**
Grid 7 **M4** **26.2 dBV/m**	Grid 8 **M4** **26.96 dBV/m**	Grid 9 **M4** **27.05 dBV/m**



0 dB = 25.55 V/m = 28.15 dBV/m

HAC-RF Emission ANT3

Communication System: UID 10021 - CAA, GSM-FDD (TDMA, GMSK); Frequency: 1909.8 MHz; Duty Cycle: 1:8.6896
Phantom section: RF Section
DASY5 Configuration:
- Probe: EF3DV3 - SN4041; ConvF(1, 1, 1) @ 1909.8 MHz; Calibrated: 3/18/2020
- Sensor-Surface: (Fix Surface)
- Electronics: DAE4 Sn1257; Calibrated: 10/10/2019
- Phantom: HAC Test Arch with AMCC; Type: SD HAC P01 BB
- Measurement SW: DASY52, Version 52.10 (2);SEMCAD X Version 14.6.12 (7470)

GSM1900 E-Field measurement/Voice_ch 810/Hearing Aid Compatibility Test (101x101x1): Interpolated grid: dx=0.5000 mm, dy=0.5000 mm

Device Reference Point: 0, 0, -6.3 mm
Reference Value = 15.16 V/m; Power Drift = -0.08 dB
Applied MIF = 3.63 dB
RF audio interference level = 26.88 dBV/m
Emission category: M4

MIF scaled E-field

Grid 1 **M4** **22.33 dBV/m**	Grid 2 **M4** **27.35 dBV/m**	Grid 3 **M4** **27.4 dBV/m**
Grid 4 **M4** **22.53 dBV/m**	Grid 5 **M4** **26.88 dBV/m**	Grid 6 **M4** **26.98 dBV/m**
Grid 7 **M4** **26.38 dBV/m**	Grid 8 **M4** **26.4 dBV/m**	Grid 9 **M4** **26.33 dBV/m**



0 dB = 23.43 V/m = 27.40 dBV/m

HAC-RF Emission ANT3

Communication System: UID 10173 - CAG, LTE-TDD (SC-FDMA, 1 RB, 20 MHz, 16-QAM); Frequency: 2506 MHz; Duty Cycle: 1:8.87156
Phantom section: RF Section
DASY5 Configuration:
- Probe: EF3DV3 - SN4041; ConvF(1, 1, 1) @ 2506 MHz; Calibrated: 3/18/2020
- Sensor-Surface: (Fix Surface)
- Electronics: DAE4 Sn1257; Calibrated: 10/10/2019
- Phantom: HAC Test Arch with AMCC; Type: SD HAC P01 BB
- Measurement SW: DASY52, Version 52.10 (2);SEMCAD X Version 14.6.12 (7470)

LTE Band 41 E-Field measurement/SC-FDMA 1RB 20 MHz 16QAM Ch. 39750/Hearing Aid Compatibility Test (101x101x1): Interpolated grid: dx=0.5000 mm, dy=0.5000 mm

Device Reference Point: 0, 0, -6.3 mm
Reference Value = 11.97 V/m; Power Drift = 0.10 dB
Applied MIF = -1.44 dB
RF audio interference level = 23.30 dBV/m
Emission category: M4

MIF scaled E-field

Grid 1 **M4** **24.94 dBV/m**	Grid 2 **M4** **25.5 dBV/m**	Grid 3 **M4** **25.5 dBV/m**
Grid 4 **M4** **22.61 dBV/m**	Grid 5 **M4** **22.95 dBV/m**	Grid 6 **M4** **23.3 dBV/m**
Grid 7 **M4** **20.46 dBV/m**	Grid 8 **M4** **20.85 dBV/m**	Grid 9 **M4** **21.44 dBV/m**

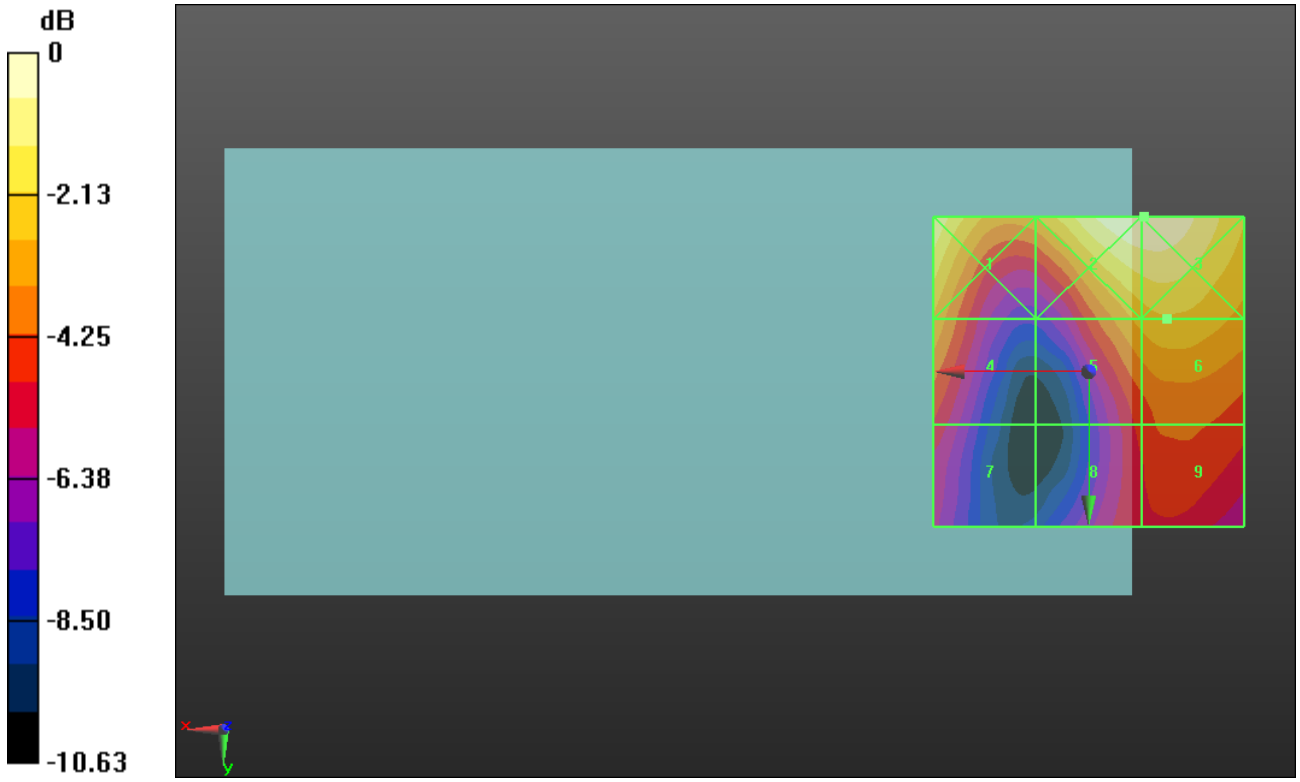

0 dB = 18.84 V/m = 25.50 dBV/m

HAC-RF Emission ANT3

Communication System: UID 10173 - CAG, LTE-TDD (SC-FDMA, 1 RB, 20 MHz, 16-QAM); Frequency: 2549.5 MHz; Duty Cycle: 1:8.87156
Phantom section: RF Section
DASY5 Configuration:
- Probe: EF3DV3 - SN4041; ConvF(1, 1, 1) @ 2549.5 MHz; Calibrated: 3/18/2020
- Sensor-Surface: (Fix Surface)
- Electronics: DAE4 Sn1257; Calibrated: 10/10/2019
- Phantom: HAC Test Arch with AMCC; Type: SD HAC P01 BB
- Measurement SW: DASY52, Version 52.10 (2);SEMCAD X Version 14.6.12 (7470)

LTE Band 41 E-Field measurement/SC-FDMA 1RB 20 MHz 16QAM Ch. 40185/Hearing Aid Compatibility Test (101x101x1): Interpolated grid: dx=0.5000 mm, dy=0.5000 mm

Device Reference Point: 0, 0, -6.3 mm
Reference Value = 11.25 V/m; Power Drift = -0.12 dB
Applied MIF = -1.44 dB
RF audio interference level = 22.67 dBV/m
Emission category: M4

MIF scaled E-field

Grid 1 **M4** **24.55 dBV/m**	Grid 2 **M4** **24.46 dBV/m**	Grid 3 **M4** **24.45 dBV/m**
Grid 4 **M4** **22.33 dBV/m**	Grid 5 **M4** **22.27 dBV/m**	Grid 6 **M4** **22.67 dBV/m**
Grid 7 **M4** **19.8 dBV/m**	Grid 8 **M4** **20.49 dBV/m**	Grid 9 **M4** **21.17 dBV/m**



0 dB = 16.88 V/m = 24.55 dBV/m

HAC-RF Emission ANT3

Communication System: UID 10173 - CAG, LTE-TDD (SC-FDMA, 1 RB, 20 MHz, 16-QAM); Frequency: 2593 MHz; Duty Cycle: 1:8.87156
Phantom section: RF Section
DASY5 Configuration:
- Probe: EF3DV3 - SN4041; ConvF(1, 1, 1) @ 2593 MHz; Calibrated: 3/18/2020
- Sensor-Surface: (Fix Surface)
- Electronics: DAE4 Sn1257; Calibrated: 10/10/2019
- Phantom: HAC Test Arch with AMCC; Type: SD HAC P01 BB
- Measurement SW: DASY52, Version 52.10 (2);SEMCAD X Version 14.6.12 (7470)

LTE Band 41 E-Field measurement/SC-FDMA 1RB 20 MHz 16QAM Ch. 40620/Hearing Aid Compatibility Test (101x101x1): Interpolated grid: dx=0.5000 mm, dy=0.5000 mm

Device Reference Point: 0, 0, -6.3 mm
Reference Value = 9.927 V/m; Power Drift = 0.02 dB
Applied MIF = -1.44 dB
RF audio interference level = 21.58 dBV/m
Emission category: M4

MIF scaled E-field

Grid 1 **M4** **23.34 dBV/m**	Grid 2 **M4** **23.78 dBV/m**	Grid 3 **M4** **23.72 dBV/m**
Grid 4 **M4** **21.34 dBV/m**	Grid 5 **M4** **21.27 dBV/m**	Grid 6 **M4** **21.58 dBV/m**
Grid 7 **M4** **19.45 dBV/m**	Grid 8 **M4** **20.14 dBV/m**	Grid 9 **M4** **20.77 dBV/m**

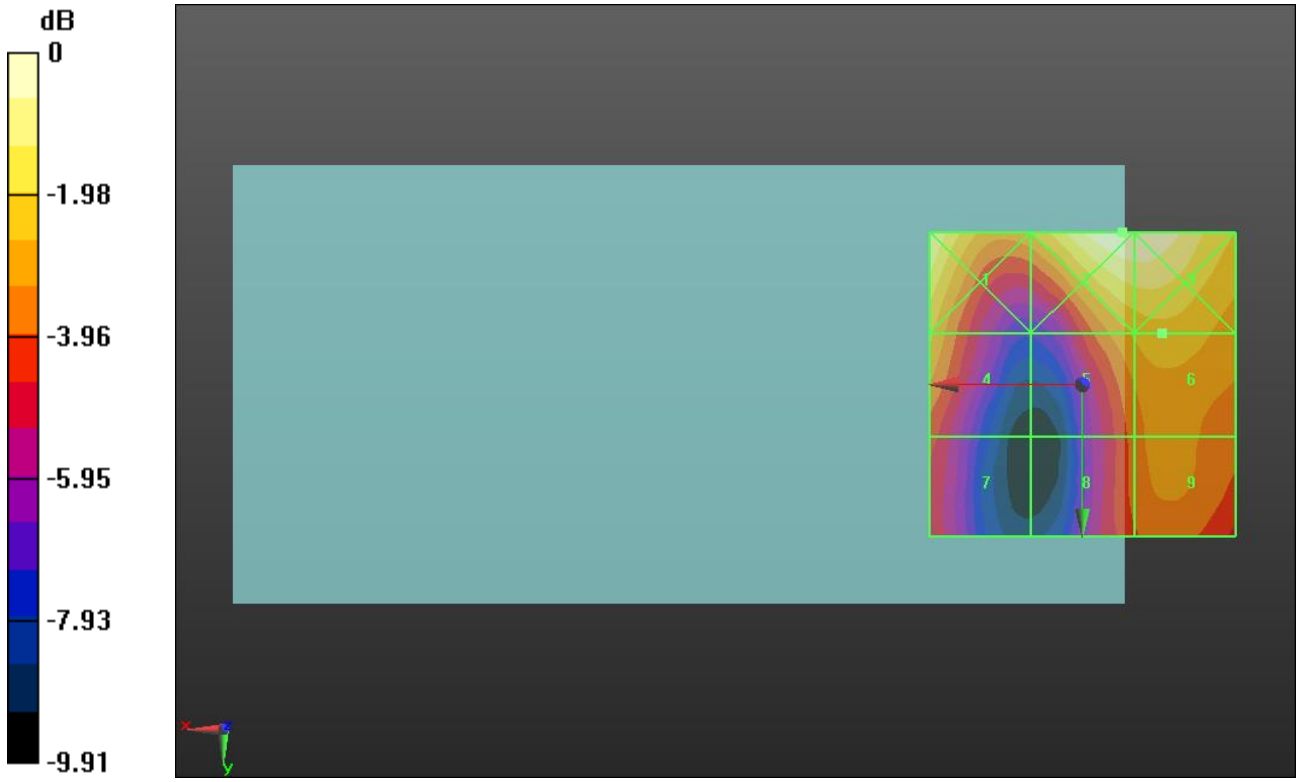

0 dB = 15.45 V/m = 23.78 dBV/m

HAC-RF Emission ANT3

Communication System: UID 10173 - CAG, LTE-TDD (SC-FDMA, 1 RB, 20 MHz, 16-QAM); Frequency: 2636.5 MHz; Duty Cycle: 1:8.87156
Phantom section: RF Section
DASY5 Configuration:
- Probe: EF3DV3 - SN4041; ConvF(1, 1, 1) @ 2636.5 MHz; Calibrated: 3/18/2020
- Sensor-Surface: (Fix Surface)
- Electronics: DAE4 Sn1257; Calibrated: 10/10/2019
- Phantom: HAC Test Arch with AMCC; Type: SD HAC P01 BB
- Measurement SW: DASY52, Version 52.10 (2);SEMCAD X Version 14.6.12 (7470)

LTE Band 41 E-Field measurement/SC-FDMA 1RB 20 MHz 16QAM Ch. 41055/Hearing Aid Compatibility Test (101x101x1): Interpolated grid: dx=0.5000 mm, dy=0.5000 mm

Device Reference Point: 0, 0, -6.3 mm
Reference Value = 8.802 V/m; Power Drift = -0.20 dB
Applied MIF = -1.44 dB
RF audio interference level = 21.05 dBV/m
Emission category: M4

MIF scaled E-field

Grid 1 **M4** **22.88 dBV/m**	Grid 2 **M4** **23.57 dBV/m**	Grid 3 **M4** **23.56 dBV/m**
Grid 4 **M4** **20.33 dBV/m**	Grid 5 **M4** **20.71 dBV/m**	Grid 6 **M4** **21.05 dBV/m**
Grid 7 **M4** **18.28 dBV/m**	Grid 8 **M4** **18.87 dBV/m**	Grid 9 **M4** **19.76 dBV/m**



0 dB = 15.09 V/m = 23.57 dBV/m

HAC-RF Emission ANT3

Communication System: UID 10173 - CAG, LTE-TDD (SC-FDMA, 1 RB, 20 MHz, 16-QAM); Frequency: 2680 MHz; Duty Cycle: 1:8.87156
Phantom section: RF Section
DASY5 Configuration:
- Probe: EF3DV3 - SN4041; ConvF(1, 1, 1) @ 2680 MHz; Calibrated: 3/18/2020
- Sensor-Surface: (Fix Surface)
- Electronics: DAE4 Sn1257; Calibrated: 10/10/2019
- Phantom: HAC Test Arch with AMCC; Type: SD HAC P01 BB
- Measurement SW: DASY52, Version 52.10 (2);SEMCAD X Version 14.6.12 (7470)

LTE Band 41 E-Field measurement/SC-FDMA 1RB 20 MHz 16QAM Ch. 41490/Hearing Aid Compatibility Test (101x101x1): Interpolated grid: dx=0.5000 mm, dy=0.5000 mm

Device Reference Point: 0, 0, -6.3 mm
Reference Value = 7.301 V/m; Power Drift = -0.17 dB
Applied MIF = -1.44 dB
RF audio interference level = 20.01 dBV/m
Emission category: M4

MIF scaled E-field

Grid 1 **M4** **22.14 dBV/m**	Grid 2 **M4** **23 dBV/m**	Grid 3 **M4** **23 dBV/m**
Grid 4 **M4** **19.26 dBV/m**	Grid 5 **M4** **19.7 dBV/m**	Grid 6 **M4** **20.01 dBV/m**
Grid 7 **M4** **16.84 dBV/m**	Grid 8 **M4** **16.8 dBV/m**	Grid 9 **M4** **17.57 dBV/m**



0 dB = 14.13 V/m = 23.00 dBV/m

HAC-RF Emission ANT3

Communication System: UID 10173 - CAG, LTE-TDD (SC-FDMA, 1 RB, 20 MHz, 16-QAM); Frequency: 2506 MHz; Duty Cycle: 1:8.87156
Phantom section: RF Section
DASY5 Configuration:
- Probe: EF3DV3 - SN4041; ConvF(1, 1, 1) @ 2506 MHz; Calibrated: 3/18/2020
- Sensor-Surface: (Fix Surface)
- Electronics: DAE4 Sn1257; Calibrated: 10/10/2019
- Phantom: HAC Test Arch with AMCC; Type: SD HAC P01 BB
- Measurement SW: DASY52, Version 52.10 (2);SEMCAD X Version 14.6.12 (7470)

LTE Band 41_Power Class 2 E-Field measurement/SC-FDMA RB 1/49 20 MHz 16QAM Ch. 39750/Hearing Aid Compatibility Test (101x101x1): Interpolated grid: dx=0.5000 mm, dy=0.5000 mm

Device Reference Point: 0, 0, -6.3 mm
Reference Value = 18.10 V/m; Power Drift = 0.02 dB
Applied MIF = -1.44 dB
RF audio interference level = 25.77 dBV/m
Emission category: M4

MIF scaled E-field

Grid 1 **M4** **25.7 dBV/m**	Grid 2 **M4** **28.05 dBV/m**	Grid 3 **M4** **27.96 dBV/m**
Grid 4 **M4** **22.45 dBV/m**	Grid 5 **M4** **25.77 dBV/m**	Grid 6 **M4** **25.87 dBV/m**
Grid 7 **M4** **20.04 dBV/m**	Grid 8 **M4** **22.23 dBV/m**	Grid 9 **M4** **22.84 dBV/m**

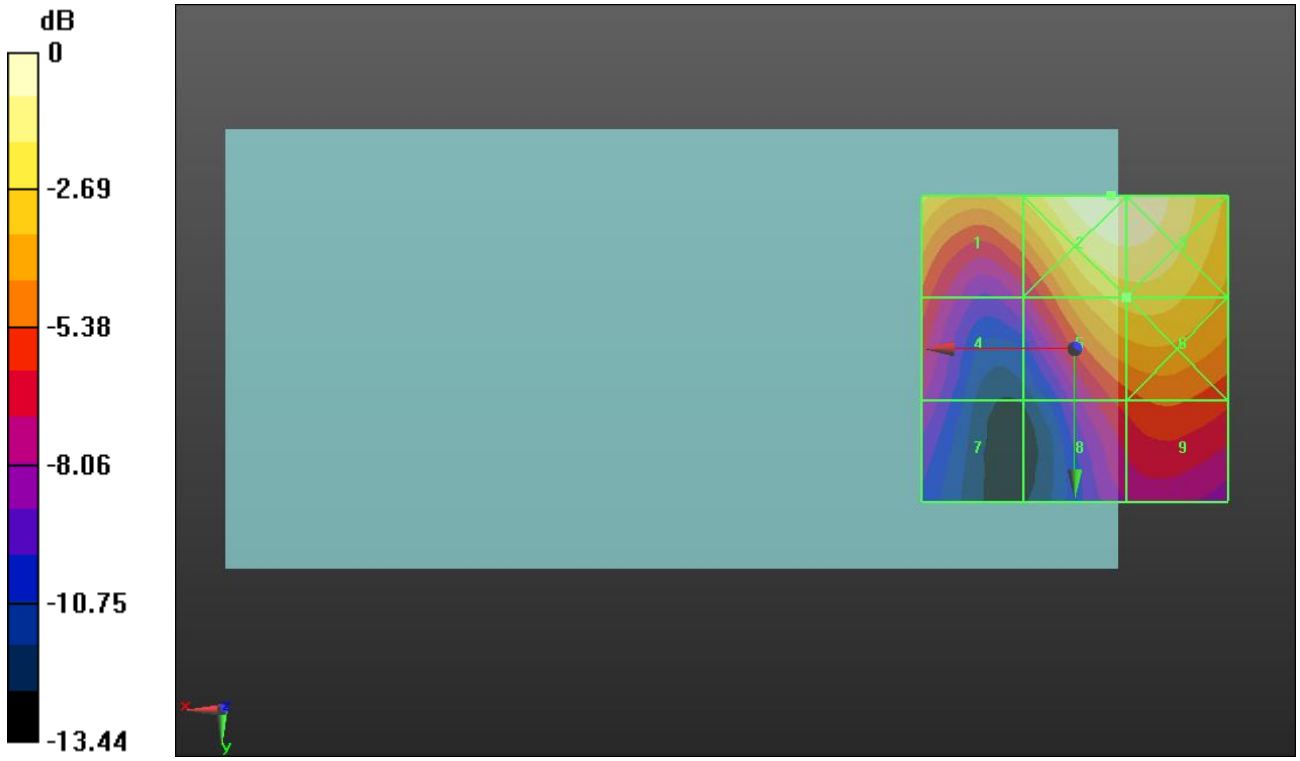

0 dB = 25.26 V/m = 28.05 dBV/m

HAC-RF Emission ANT3

Communication System: UID 10173 - CAG, LTE-TDD (SC-FDMA, 1 RB, 20 MHz, 16-QAM); Frequency: 2549.5 MHz; Duty Cycle: 1:8.87156
Phantom section: RF Section
DASY5 Configuration:
- Probe: EF3DV3 - SN4041; ConvF(1, 1, 1) @ 2549.5 MHz; Calibrated: 3/18/2020
- Sensor-Surface: (Fix Surface)
- Electronics: DAE4 Sn1257; Calibrated: 10/10/2019
- Phantom: HAC Test Arch with AMCC; Type: SD HAC P01 BB
- Measurement SW: DASY52, Version 52.10 (2);SEMCAD X Version 14.6.12 (7470)

LTE Band 41_Power Class 2 E-Field measurement/SC-FDMA RB 1/49 20 MHz 16QAM Ch. 40185/Hearing Aid Compatibility Test (101x101x1): Interpolated grid: dx=0.5000 mm, dy=0.5000 mm

Device Reference Point: 0, 0, -6.3 mm
Reference Value = 20.58 V/m; Power Drift = 0.00 dB
Applied MIF = -1.44 dB
RF audio interference level = 26.90 dBV/m
Emission category: M4

MIF scaled E-field

Grid 1 **M4** **26.87 dBV/m**	Grid 2 **M4** **28.85 dBV/m**	Grid 3 **M4** **28.77 dBV/m**
Grid 4 **M4** **23.89 dBV/m**	Grid 5 **M4** **26.9 dBV/m**	Grid 6 **M4** **26.99 dBV/m**
Grid 7 **M4** **21.55 dBV/m**	Grid 8 **M4** **23.93 dBV/m**	Grid 9 **M4** **24.39 dBV/m**



0 dB = 27.71 V/m = 28.85 dBV/m

HAC-RF Emission ANT3

Communication System: UID 10173 - CAG, LTE-TDD (SC-FDMA, 1 RB, 20 MHz, 16-QAM); Frequency: 2593 MHz; Duty Cycle: 1:8.87156
Phantom section: RF Section
DASY5 Configuration:
- Probe: EF3DV3 - SN4041; ConvF(1, 1, 1) @ 2593 MHz; Calibrated: 3/18/2020
- Sensor-Surface: (Fix Surface)
- Electronics: DAE4 Sn1257; Calibrated: 10/10/2019
- Phantom: HAC Test Arch with AMCC; Type: SD HAC P01 BB
- Measurement SW: DASY52, Version 52.10 (2);SEMCAD X Version 14.6.12 (7470)

LTE Band 41_Power Class 2 E-Field measurement/SC-FDMA RB 1/49 20 MHz 16QAM Ch. 40620/Hearing Aid Compatibility Test (101x101x1): Interpolated grid: dx=0.5000 mm, dy=0.5000 mm

Device Reference Point: 0, 0, -6.3 mm
Reference Value = 17.01 V/m; Power Drift = -0.04 dB
Applied MIF = -1.44 dB
RF audio interference level = 25.28 dBV/m
Emission category: M4

MIF scaled E-field

Grid 1 **M4** **25.24 dBV/m**	Grid 2 **M4** **27.75 dBV/m**	Grid 3 **M4** **27.64 dBV/m**
Grid 4 **M4** **22.36 dBV/m**	Grid 5 **M4** **25.28 dBV/m**	Grid 6 **M4** **25.37 dBV/m**
Grid 7 **M4** **20.56 dBV/m**	Grid 8 **M4** **22.56 dBV/m**	Grid 9 **M4** **23.15 dBV/m**

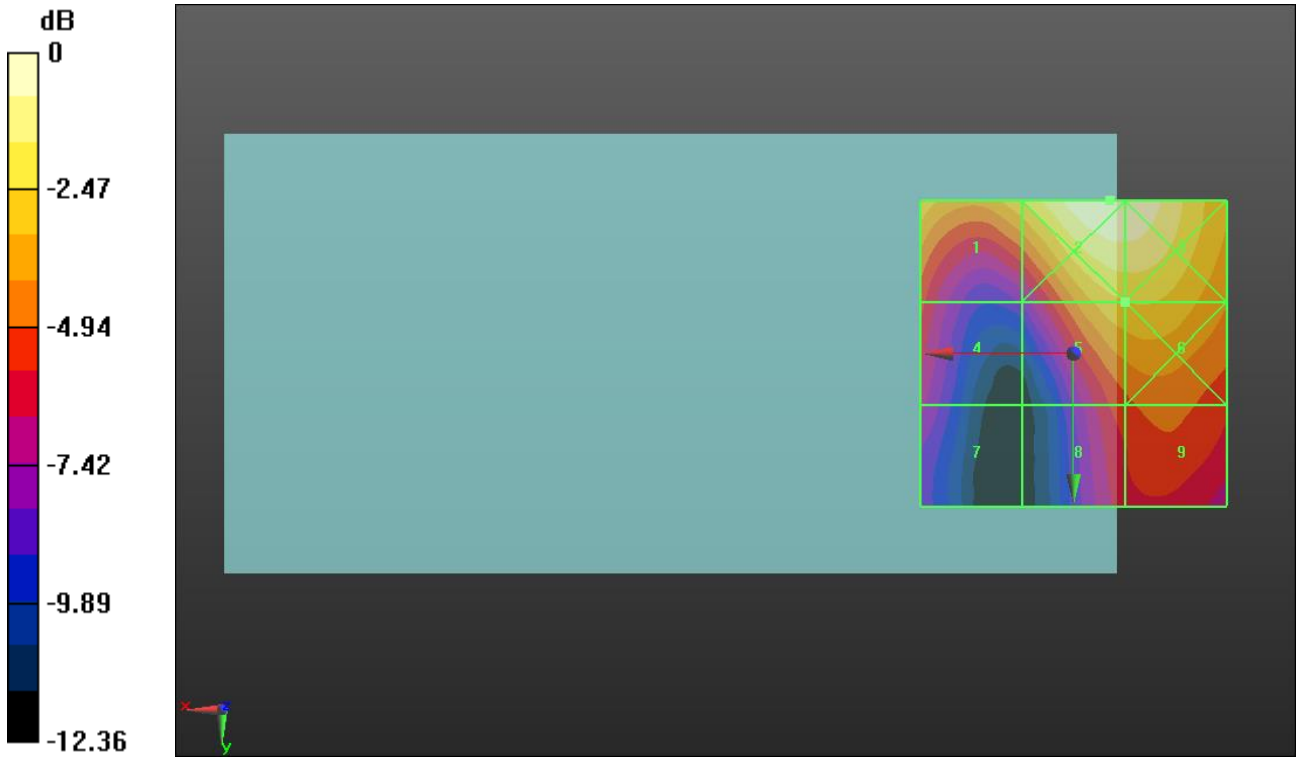

0 dB = 24.42 V/m = 27.75 dBV/m

HAC-RF Emission ANT3

Communication System: UID 10173 - CAG, LTE-TDD (SC-FDMA, 1 RB, 20 MHz, 16-QAM); Frequency: 2636.5 MHz; Duty Cycle: 1:8.87156
Phantom section: RF Section
DASY5 Configuration:
- Probe: EF3DV3 - SN4041; ConvF(1, 1, 1) @ 2636.5 MHz; Calibrated: 3/18/2020
- Sensor-Surface: (Fix Surface)
- Electronics: DAE4 Sn1257; Calibrated: 10/10/2019
- Phantom: HAC Test Arch with AMCC; Type: SD HAC P01 BB
- Measurement SW: DASY52, Version 52.10 (2);SEMCAD X Version 14.6.12 (7470)

LTE Band 41_Power Class 2 E-Field measurement/SC-FDMA RB 1/49 20 MHz 16QAM Ch. 41055/Hearing Aid Compatibility Test (101x101x1): Interpolated grid: dx=0.5000 mm, dy=0.5000 mm

Device Reference Point: 0, 0, -6.3 mm
Reference Value = 12.26 V/m; Power Drift = -0.20 dB
Applied MIF = -1.44 dB
RF audio interference level = 23.39 dBV/m
Emission category: M4

MIF scaled E-field

Grid 1 **M4** **23.45 dBV/m**	Grid 2 **M4** **25.98 dBV/m**	Grid 3 **M4** **25.93 dBV/m**
Grid 4 **M4** **21.18 dBV/m**	Grid 5 **M4** **23.28 dBV/m**	Grid 6 **M4** **23.39 dBV/m**
Grid 7 **M4** **18.92 dBV/m**	Grid 8 **M4** **19.36 dBV/m**	Grid 9 **M4** **20.15 dBV/m**

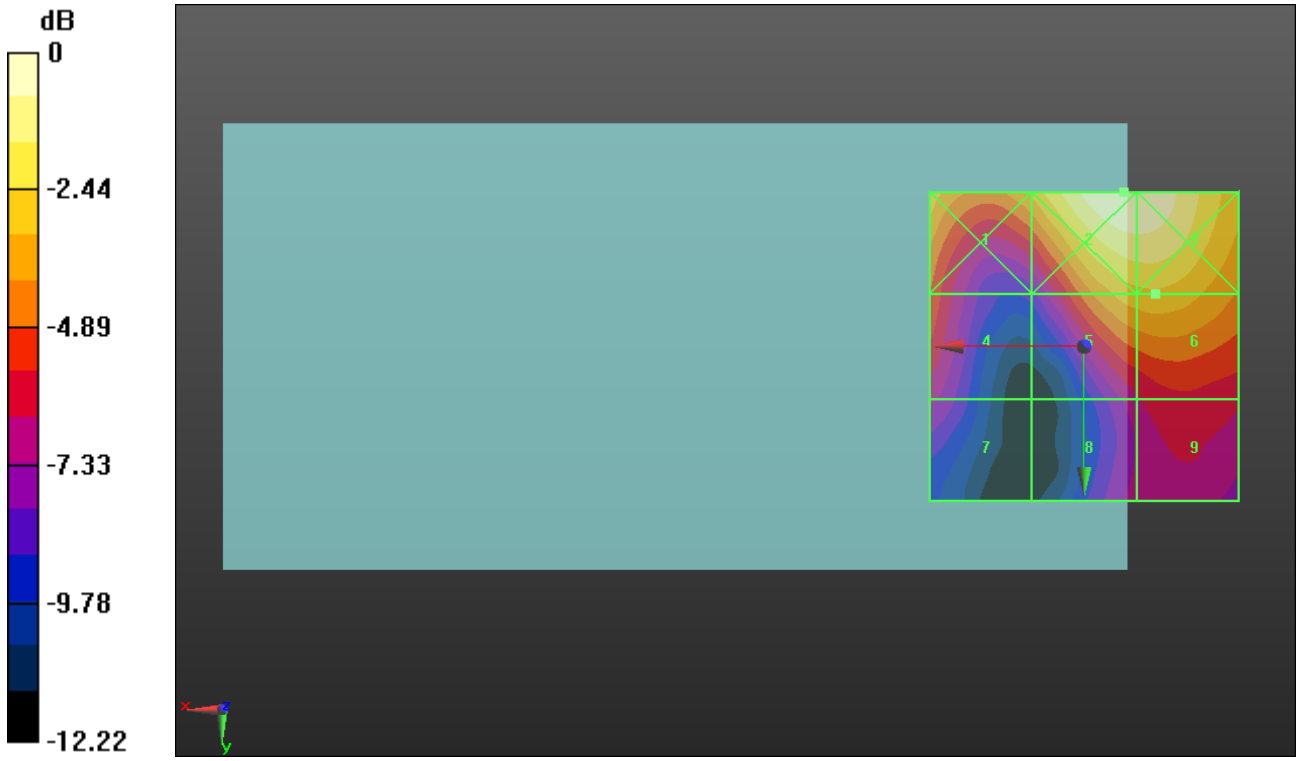

0 dB = 19.91 V/m = 25.98 dBV/m

HAC-RF Emission ANT3

Communication System: UID 10173 - CAG, LTE-TDD (SC-FDMA, 1 RB, 20 MHz, 16-QAM); Frequency: 2680 MHz; Duty Cycle: 1:8.87156
Phantom section: RF Section
DASY5 Configuration:
- Probe: EF3DV3 - SN4041; ConvF(1, 1, 1) @ 2680 MHz; Calibrated: 3/18/2020
- Sensor-Surface: (Fix Surface)
- Electronics: DAE4 Sn1257; Calibrated: 10/10/2019
- Phantom: HAC Test Arch with AMCC; Type: SD HAC P01 BB
- Measurement SW: DASY52, Version 52.10 (2);SEMCAD X Version 14.6.12 (7470)

LTE Band 41_Power Class 2 E-Field measurement/SC-FDMA RB 1/49 20 MHz 16QAM Ch. 41490/Hearing Aid Compatibility Test (101x101x1): Interpolated grid: dx=0.5000 mm, dy=0.5000 mm

Device Reference Point: 0, 0, -6.3 mm
Reference Value = 12.82 V/m; Power Drift = 0.03 dB
Applied MIF = -1.44 dB
RF audio interference level = 24.52 dBV/m
Emission category: M4

MIF scaled E-field

Grid 1 **M4** **24.56 dBV/m**	Grid 2 **M4** **26.93 dBV/m**	Grid 3 **M4** **26.92 dBV/m**
Grid 4 **M4** **22.11 dBV/m**	Grid 5 **M4** **24.32 dBV/m**	Grid 6 **M4** **24.52 dBV/m**
Grid 7 **M4** **19.84 dBV/m**	Grid 8 **M4** **19.34 dBV/m**	Grid 9 **M4** **20.42 dBV/m**

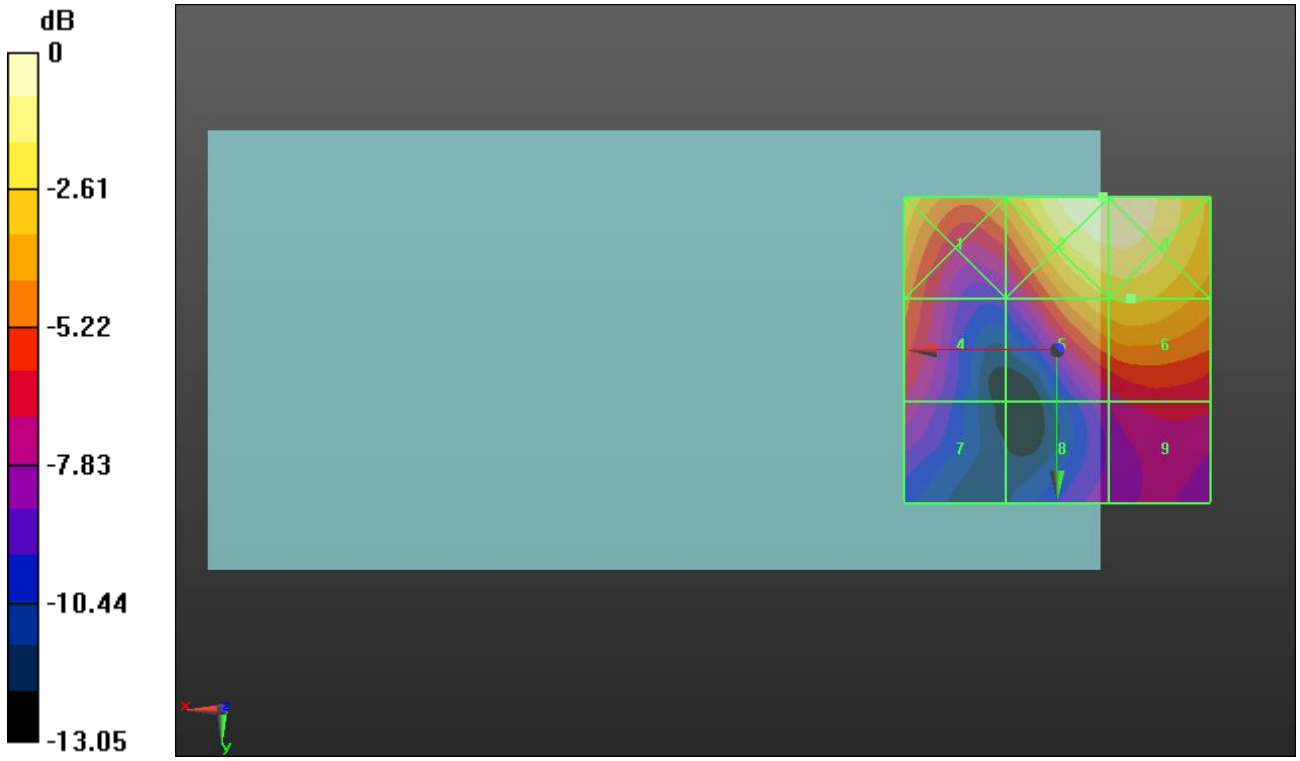

0 dB = 22.21 V/m = 26.93 dBV/m

HAC-RF Emission ANT3 Wi-Fi 2.4GHz

Communication System: UID 10061 - CAB, IEEE 802.11b WiFi 2.4 GHz (DSSS, 11 Mbps); Frequency: 2417 MHz; Duty Cycle: 1:2.29034
Phantom section: RF Section
DASY5 Configuration:
- Probe: EF3DV3 - SN4041; ConvF(1, 1, 1) @ 2417 MHz; Calibrated: 3/18/2020
- Sensor-Surface: (Fix Surface)
- Electronics: DAE4 Sn1257; Calibrated: 10/10/2019
- Phantom: HAC Test Arch with AMCC; Type: SD HAC P01 BB
- Measurement SW: DASY52, Version 52.10 (2);SEMCAD X Version 14.6.12 (7470)

802.11b E-Field measurement/IEEE 802.11b_OFDM 11 Mbps Ch. 2/Hearing Aid Compatibility Test (101x101x1): Interpolated grid: dx=0.5000 mm, dy=0.5000 mm

Device Reference Point: 0, 0, -6.3 mm
Reference Value = 11.97 V/m; Power Drift = -0.27 dB
Applied MIF = -2.02 dB
RF audio interference level = 17.14 dBV/m

Emission category: M4

MIF scaled E-field

Grid 1 **M4** **14.52 dBV/m**	Grid 2 **M4** **16.17 dBV/m**	Grid 3 **M4** **15.85 dBV/m**
Grid 4 **M4** **16.06 dBV/m**	Grid 5 **M4** **17.14 dBV/m**	Grid 6 **M4** **16.99 dBV/m**
Grid 7 **M4** **19.5 dBV/m**	Grid 8 **M4** **18.22 dBV/m**	Grid 9 **M4** **16.86 dBV/m**



0 dB = 9.443 V/m = 19.50 dBV/m

HAC-RF Emission ANT3 Wi-Fi 2.4GHz

Communication System: UID 10061 - CAB, IEEE 802.11b WiFi 2.4 GHz (DSSS, 11 Mbps); Frequency: 2437 MHz; Duty Cycle: 1:2.29034
Phantom section: RF Section
DASY5 Configuration:
- Probe: EF3DV3 - SN4041; ConvF(1, 1, 1) @ 2437 MHz; Calibrated: 3/18/2020
- Sensor-Surface: (Fix Surface)
- Electronics: DAE4 Sn1257; Calibrated: 10/10/2019
- Phantom: HAC Test Arch with AMCC; Type: SD HAC P01 BB
- Measurement SW: DASY52, Version 52.10 (2);SEMCAD X Version 14.6.12 (7470)

802.11b E-Field measurement/IEEE 802.11b_OFDM 11 Mbps Ch. 6/Hearing Aid Compatibility Test (101x101x1): Interpolated grid: dx=0.5000 mm, dy=0.5000 mm

Device Reference Point: 0, 0, -6.3 mm
Reference Value = 13.81 V/m; Power Drift = 0.05 dB
Applied MIF = -2.02 dB
RF audio interference level = 19.43 dBV/m

Emission category: M4

MIF scaled E-field

Grid 1 **M4** **15.15 dBV/m**	Grid 2 **M4** **17.8 dBV/m**	Grid 3 **M4** **17.8 dBV/m**
Grid 4 **M4** **17.32 dBV/m**	Grid 5 **M4** **19.43 dBV/m**	Grid 6 **M4** **19.43 dBV/m**
Grid 7 **M4** **19.62 dBV/m**	Grid 8 **M4** **19.45 dBV/m**	Grid 9 **M4** **19.45 dBV/m**



0 dB = 9.567 V/m = 19.62 dBV/m

HAC-RF Emission ANT3 Wi-Fi 2.4GHz

Communication System: UID 10061 - CAB, IEEE 802.11b WiFi 2.4 GHz (DSSS, 11 Mbps); Frequency: 2462 MHz; Duty Cycle: 1:2.29034
Phantom section: RF Section
DASY5 Configuration:
- Probe: EF3DV3 - SN4041; ConvF(1, 1, 1) @ 2462 MHz; Calibrated: 3/18/2020
- Sensor-Surface: (Fix Surface)
- Electronics: DAE4 Sn1257; Calibrated: 10/10/2019
- Phantom: HAC Test Arch with AMCC; Type: SD HAC P01 BB
- Measurement SW: DASY52, Version 52.10 (2);SEMCAD X Version 14.6.12 (7470)

802.11b E-Field measurement/IEEE 802.11b_OFDM 11 Mbps Ch. 11/Hearing Aid Compatibility Test (101x101x1): Interpolated grid: dx=0.5000 mm, dy=0.5000 mm

Device Reference Point: 0, 0, -6.3 mm
Reference Value = 14.42 V/m; Power Drift = 0.10 dB
Applied MIF = -2.02 dB
RF audio interference level = 19.98 dBV/m

Emission category: M4

MIF scaled E-field

Grid 1 **M4** **13.98 dBV/m**	Grid 2 **M4** **18 dBV/m**	Grid 3 **M4** **17.99 dBV/m**
Grid 4 **M4** **17.51 dBV/m**	Grid 5 **M4** **19.97 dBV/m**	Grid 6 **M4** **19.98 dBV/m**
Grid 7 **M4** **20.66 dBV/m**	Grid 8 **M4** **20.33 dBV/m**	Grid 9 **M4** **20.05 dBV/m**

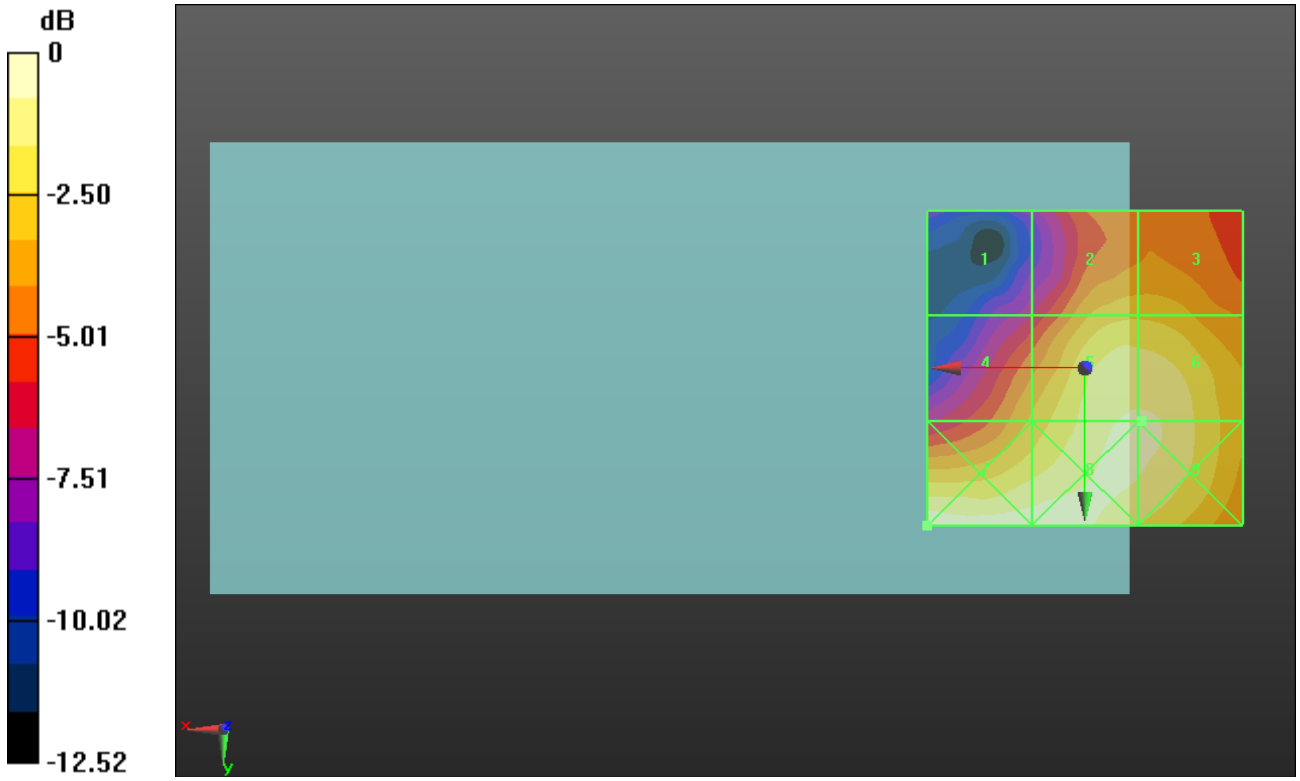

0 dB = 10.78 V/m = 20.65 dBV/m

HAC-RF Emission ANT3 Wi-Fi 2.4GHz

Communication System: UID 10077 - CAB, IEEE 802.11g WiFi 2.4 GHz (DSSS/OFDM, 54 Mbps); Frequency: 2422 MHz; Duty Cycle: 1:12.5777
Phantom section: RF Section
DASY5 Configuration:
- Probe: EF3DV3 - SN4041; ConvF(1, 1, 1) @ 2422 MHz; Calibrated: 3/18/2020
- Sensor-Surface: (Fix Surface)
- Electronics: DAE4 Sn1257; Calibrated: 10/10/2019
- Phantom: HAC Test Arch with AMCC; Type: SD HAC P01 BB
- Measurement SW: DASY52, Version 52.10 (2);SEMCAD X Version 14.6.12 (7470)

802.11g E-Field measurement/IEEE 802.11g_OFDM 54 Mbps Ch. 3/Hearing Aid Compatibility Test (101x101x1): Interpolated grid: dx=0.5000 mm, dy=0.5000 mm

Device Reference Point: 0, 0, -6.3 mm
Reference Value = 16.41 V/m; Power Drift = -0.07 dB
Applied MIF = 0.12 dB
RF audio interference level = 22.68 dBV/m
Emission category: M4

MIF scaled E-field

Grid 1 **M4** **17.79 dBV/m**	Grid 2 **M4** **21.2 dBV/m**	Grid 3 **M4** **21.1 dBV/m**
Grid 4 **M4** **20.45 dBV/m**	Grid 5 **M4** **22.68 dBV/m**	Grid 6 **M4** **22.68 dBV/m**
Grid 7 **M4** **23.41 dBV/m**	Grid 8 **M4** **22.69 dBV/m**	Grid 9 **M4** **22.66 dBV/m**

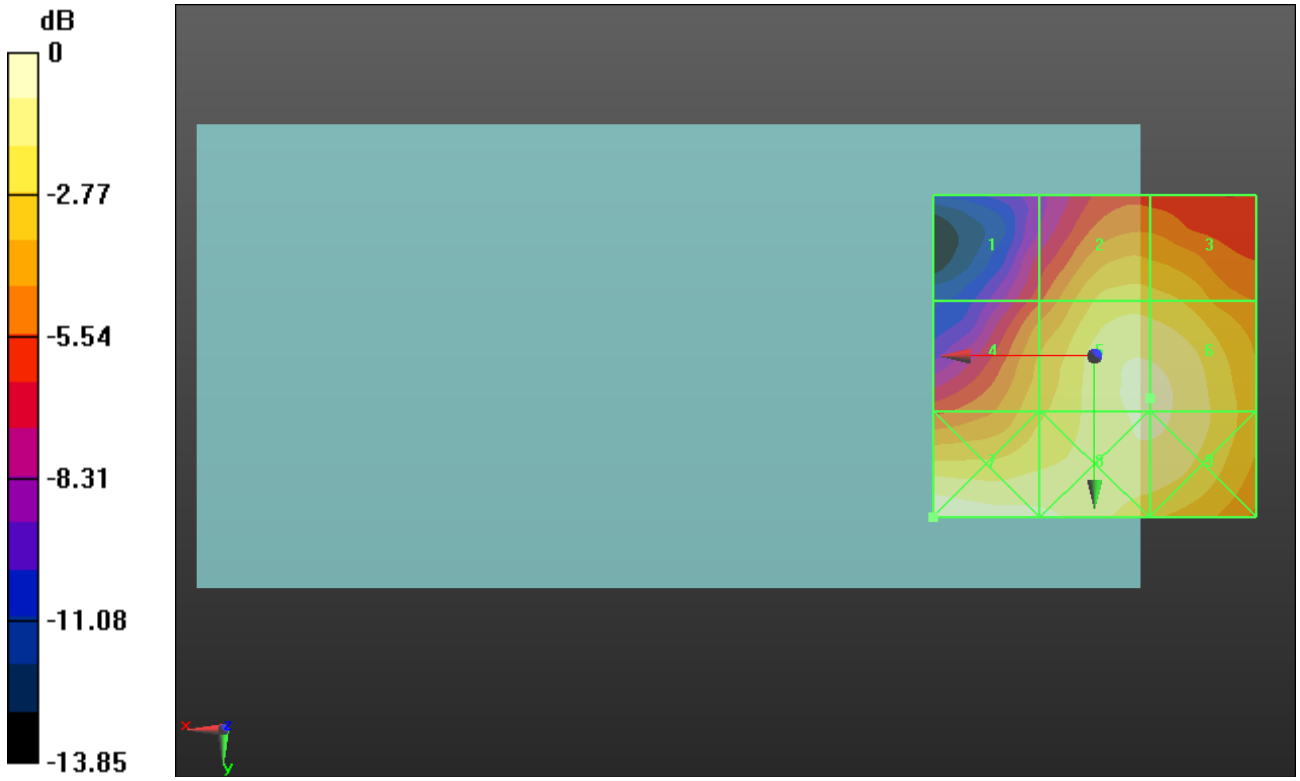

0 dB = 14.81 V/m = 23.41 dBV/m

HAC-RF Emission ANT3 Wi-Fi 2.4GHz

Communication System: UID 10077 - CAB, IEEE 802.11g WiFi 2.4 GHz (DSSS/OFDM, 54 Mbps); Frequency: 2437 MHz; Duty Cycle: 1:12.5777
Phantom section: RF Section
DASY5 Configuration:
- Probe: EF3DV3 - SN4041; ConvF(1, 1, 1) @ 2437 MHz; Calibrated: 3/18/2020
- Sensor-Surface: (Fix Surface)
- Electronics: DAE4 Sn1257; Calibrated: 10/10/2019
- Phantom: HAC Test Arch with AMCC; Type: SD HAC P01 BB
- Measurement SW: DASY52, Version 52.10 (2);SEMCAD X Version 14.6.12 (7470)

802.11g E-Field measurement/IEEE 802.11g_OFDM 54 Mbps Ch. 6/Hearing Aid Compatibility Test (101x101x1): Interpolated grid: dx=0.5000 mm, dy=0.5000 mm

Device Reference Point: 0, 0, -6.3 mm
Reference Value = 13.84 V/m; Power Drift = -0.06 dB
Applied MIF = 0.12 dB
RF audio interference level = 21.37 dBV/m
Emission category: M4

MIF scaled E-field

Grid 1 **M4** **17.15 dBV/m**	Grid 2 **M4** **19.57 dBV/m**	Grid 3 **M4** **19.57 dBV/m**
Grid 4 **M4** **19.02 dBV/m**	Grid 5 **M4** **21.37 dBV/m**	Grid 6 **M4** **21.37 dBV/m**
Grid 7 **M4** **21.9 dBV/m**	Grid 8 **M4** **21.39 dBV/m**	Grid 9 **M4** **21.39 dBV/m**



0 dB = 12.45 V/m = 21.90 dBV/m

HAC-RF Emission ANT3 Wi-Fi 2.4GHz

Communication System: UID 10077 - CAB, IEEE 802.11g WiFi 2.4 GHz (DSSS/OFDM, 54 Mbps); Frequency: 2452 MHz; Duty Cycle: 1:12.5777
Phantom section: RF Section
DASY5 Configuration:
- Probe: EF3DV3 - SN4041; ConvF(1, 1, 1) @ 2452 MHz; Calibrated: 3/18/2020
- Sensor-Surface: (Fix Surface)
- Electronics: DAE4 Sn1257; Calibrated: 10/10/2019
- Phantom: HAC Test Arch with AMCC; Type: SD HAC P01 BB
- Measurement SW: DASY52, Version 52.10 (2);SEMCAD X Version 14.6.12 (7470)

802.11g E-Field measurement/IEEE 802.11g_OFDM 54 Mbps Ch. 9/Hearing Aid Compatibility Test (101x101x1): Interpolated grid: dx=0.5000 mm, dy=0.5000 mm

Device Reference Point: 0, 0, -6.3 mm
Reference Value = 13.48 V/m; Power Drift = 0.08 dB
Applied MIF = 0.12 dB
RF audio interference level = 21.12 dBV/m
Emission category: M4

MIF scaled E-field

Grid 1 **M4** **15.53 dBV/m**	Grid 2 **M4** **19.31 dBV/m**	Grid 3 **M4** **19.29 dBV/m**
Grid 4 **M4** **18.93 dBV/m**	Grid 5 **M4** **21.12 dBV/m**	Grid 6 **M4** **21.11 dBV/m**
Grid 7 **M4** **22.01 dBV/m**	Grid 8 **M4** **21.63 dBV/m**	Grid 9 **M4** **21.15 dBV/m**



0 dB = 12.60 V/m = 22.01 dBV/m

HAC-RF Emission ANT4

Communication System: UID 10021 - CAA, GSM-FDD (TDMA, GMSK); Frequency: 1850.2 MHz; Duty Cycle: 1:8.6896
Phantom section: RF Section
DASY5 Configuration:
- Probe: EF3DV3 - SN4041; ConvF(1, 1, 1) @ 1850.2 MHz; Calibrated: 3/18/2020
- Sensor-Surface: (Fix Surface)
- Electronics: DAE4 Sn1257; Calibrated: 10/10/2019
- Phantom: HAC Test Arch with AMCC; Type: SD HAC P01 BB
- Measurement SW: DASY52, Version 52.10 (2);SEMCAD X Version 14.6.12 (7470)

GSM1900 E-Field measurement/Voice_ch 512/Hearing Aid Compatibility Test (101x101x1): Interpolated grid: dx=0.5000 mm, dy=0.5000 mm

Device Reference Point: 0, 0, -6.3 mm
Reference Value = 18.47 V/m; Power Drift = -0.03 dB
Applied MIF = 3.63 dB
RF audio interference level = 27.95 dBV/m
Emission category: M4

MIF scaled E-field

Grid 1 **M4** **23.83 dBV/m**	Grid 2 **M4** **27.95 dBV/m**	Grid 3 **M4** **27.96 dBV/m**
Grid 4 **M4** **23.88 dBV/m**	Grid 5 **M4** **27.95 dBV/m**	Grid 6 **M4** **27.96 dBV/m**
Grid 7 **M4** **25.47 dBV/m**	Grid 8 **M4** **27.53 dBV/m**	Grid 9 **M4** **27.56 dBV/m**



0 dB = 25.00 V/m = 27.96 dBV/m

HAC-RF Emission ANT4

Communication System: UID 10021 - CAA, GSM-FDD (TDMA, GMSK); Frequency: 1880 MHz; Duty Cycle: 1:8.6896
Phantom section: RF Section
DASY5 Configuration:
- Probe: EF3DV3 - SN4041; ConvF(1, 1, 1) @ 1880 MHz; Calibrated: 3/18/2020
- Sensor-Surface: (Fix Surface)
- Electronics: DAE4 Sn1257; Calibrated: 10/10/2019
- Phantom: HAC Test Arch with AMCC; Type: SD HAC P01 BB
- Measurement SW: DASY52, Version 52.10 (2);SEMCAD X Version 14.6.12 (7470)

GSM1900 E-Field measurement/Voice_ch 661/Hearing Aid Compatibility Test (101x101x1): Interpolated grid: dx=0.5000 mm, dy=0.5000 mm

Device Reference Point: 0, 0, -6.3 mm
Reference Value = 17.55 V/m; Power Drift = 0.01 dB
Applied MIF = 3.63 dB
RF audio interference level = 27.88 dBV/m
Emission category: M4

MIF scaled E-field

Grid 1 **M4** **24.19 dBV/m**	Grid 2 **M4** **28.15 dBV/m**	Grid 3 **M4** **28.15 dBV/m**
Grid 4 **M4** **23.52 dBV/m**	Grid 5 **M4** **27.88 dBV/m**	Grid 6 **M4** **27.92 dBV/m**
Grid 7 **M4** **26.16 dBV/m**	Grid 8 **M4** **26.93 dBV/m**	Grid 9 **M4** **26.98 dBV/m**



0 dB = 25.56 V/m = 28.15 dBV/m

HAC-RF Emission ANT4

Communication System: UID 10021 - CAA, GSM-FDD (TDMA, GMSK); Frequency: 1909.8 MHz; Duty Cycle: 1:8.6896
Phantom section: RF Section
DASY5 Configuration:
- Probe: EF3DV3 - SN4041; ConvF(1, 1, 1) @ 1909.8 MHz; Calibrated: 3/18/2020
- Sensor-Surface: (Fix Surface)
- Electronics: DAE4 Sn1257; Calibrated: 10/10/2019
- Phantom: HAC Test Arch with AMCC; Type: SD HAC P01 BB
- Measurement SW: DASY52, Version 52.10 (2);SEMCAD X Version 14.6.12 (7470)

GSM1900 E-Field measurement/Voice_ch 810/Hearing Aid Compatibility Test (101x101x1): Interpolated grid: dx=0.5000 mm, dy=0.5000 mm

Device Reference Point: 0, 0, -6.3 mm
Reference Value = 15.33 V/m; Power Drift = -0.13 dB
Applied MIF = 3.63 dB
RF audio interference level = 26.81 dBV/m
Emission category: M4

MIF scaled E-field

Grid 1 **M4** **22.59 dBV/m**	Grid 2 **M4** **27.28 dBV/m**	Grid 3 **M4** **27.31 dBV/m**
Grid 4 **M4** **22.71 dBV/m**	Grid 5 **M4** **26.81 dBV/m**	Grid 6 **M4** **26.92 dBV/m**
Grid 7 **M4** **26.37 dBV/m**	Grid 8 **M4** **26.32 dBV/m**	Grid 9 **M4** **26.29 dBV/m**



0 dB = 23.20 V/m = 27.31 dBV/m

HAC-RF Emission ANT4

Communication System: UID 10173 - CAG, LTE-TDD (SC-FDMA, 1 RB, 20 MHz, 16-QAM); Frequency: 2506 MHz; Duty Cycle: 1:8.87156
Phantom section: RF Section
DASY5 Configuration:
- Probe: EF3DV3 - SN4041; ConvF(1, 1, 1) @ 2506 MHz; Calibrated: 3/18/2020
- Sensor-Surface: (Fix Surface)
- Electronics: DAE4 Sn1257; Calibrated: 10/10/2019
- Phantom: HAC Test Arch with AMCC; Type: SD HAC P01 BB
- Measurement SW: DASY52, Version 52.10 (2);SEMCAD X Version 14.6.12 (7470)

LTE Band 41 E-Field measurement/SC-FDMA 1RB 20 MHz 16QAM Ch. 39750/Hearing Aid Compatibility Test (101x101x1): Interpolated grid: dx=0.5000 mm, dy=0.5000 mm

Device Reference Point: 0, 0, -6.3 mm
Reference Value = 46.45 V/m; Power Drift = 0.04 dB
Applied MIF = -1.44 dB
RF audio interference level = 29.80 dBV/m
Emission category: M4

MIF scaled E-field

Grid 1 **M4** **26.56 dBV/m**	Grid 2 **M4** **29.83 dBV/m**	Grid 3 **M4** **29.31 dBV/m**
Grid 4 **M4** **26.56 dBV/m**	Grid 5 **M4** **29.8 dBV/m**	Grid 6 **M4** **29.29 dBV/m**
Grid 7 **M4** **22.84 dBV/m**	Grid 8 **M4** **26.45 dBV/m**	Grid 9 **M4** **26.39 dBV/m**



0 dB = 31.00 V/m = 29.83 dBV/m

HAC-RF Emission ANT4

Communication System: UID 10173 - CAG, LTE-TDD (SC-FDMA, 1 RB, 20 MHz, 16-QAM); Frequency: 2549.5 MHz; Duty Cycle: 1:8.87156
Phantom section: RF Section
DASY5 Configuration:
- Probe: EF3DV3 - SN4041; ConvF(1, 1, 1) @ 2549.5 MHz; Calibrated: 3/18/2020
- Sensor-Surface: (Fix Surface)
- Electronics: DAE4 Sn1257; Calibrated: 10/10/2019
- Phantom: HAC Test Arch with AMCC; Type: SD HAC P01 BB
- Measurement SW: DASY52, Version 52.10 (2);SEMCAD X Version 14.6.12 (7470)

LTE Band 41 E-Field measurement/SC-FDMA 1RB 20 MHz 16QAM Ch. 40185/Hearing Aid Compatibility Test (101x101x1): Interpolated grid: dx=0.5000 mm, dy=0.5000 mm

Device Reference Point: 0, 0, -6.3 mm
Reference Value = 44.08 V/m; Power Drift = -0.00 dB
Applied MIF = -1.44 dB
RF audio interference level = 29.41 dBV/m
Emission category: M4

MIF scaled E-field

Grid 1 **M4** **26.36 dBV/m**	Grid 2 **M4** **29.46 dBV/m**	Grid 3 **M4** **28.86 dBV/m**
Grid 4 **M4** **26.34 dBV/m**	Grid 5 **M4** **29.41 dBV/m**	Grid 6 **M4** **28.81 dBV/m**
Grid 7 **M4** **22.26 dBV/m**	Grid 8 **M4** **26.27 dBV/m**	Grid 9 **M4** **26.23 dBV/m**



0 dB = 29.72 V/m = 29.46 dBV/m

HAC-RF Emission ANT4

Communication System: UID 10173 - CAG, LTE-TDD (SC-FDMA, 1 RB, 20 MHz, 16-QAM); Frequency: 2593 MHz; Duty Cycle: 1:8.87156
Phantom section: RF Section
DASY5 Configuration:
- Probe: EF3DV3 - SN4041; ConvF(1, 1, 1) @ 2593 MHz; Calibrated: 3/18/2020
- Sensor-Surface: (Fix Surface)
- Electronics: DAE4 Sn1257; Calibrated: 10/10/2019
- Phantom: HAC Test Arch with AMCC; Type: SD HAC P01 BB
- Measurement SW: DASY52, Version 52.10 (2);SEMCAD X Version 14.6.12 (7470)

LTE Band 41 E-Field measurement/SC-FDMA 1RB 20 MHz 16QAM Ch. 40620/Hearing Aid Compatibility Test (101x101x1): Interpolated grid: dx=0.5000 mm, dy=0.5000 mm

Device Reference Point: 0, 0, -6.3 mm
Reference Value = 44.83 V/m; Power Drift = -0.02 dB
Applied MIF = -1.44 dB
RF audio interference level = 29.46 dBV/m
Emission category: M4

MIF scaled E-field

Grid 1 **M4** **26.7 dBV/m**	Grid 2 **M4** **29.5 dBV/m**	Grid 3 **M4** **28.91 dBV/m**
Grid 4 **M4** **26.7 dBV/m**	Grid 5 **M4** **29.46 dBV/m**	Grid 6 **M4** **28.85 dBV/m**
Grid 7 **M4** **21.71 dBV/m**	Grid 8 **M4** **25.99 dBV/m**	Grid 9 **M4** **25.95 dBV/m**



0 dB = 29.86 V/m = 29.50 dBV/m

HAC-RF Emission ANT4

Communication System: UID 10173 - CAG, LTE-TDD (SC-FDMA, 1 RB, 20 MHz, 16-QAM); Frequency: 2636.5 MHz; Duty Cycle: 1:8.87156
Phantom section: RF Section
DASY5 Configuration:
- Probe: EF3DV3 - SN4041; ConvF(1, 1, 1) @ 2636.5 MHz; Calibrated: 3/18/2020
- Sensor-Surface: (Fix Surface)
- Electronics: DAE4 Sn1257; Calibrated: 10/10/2019
- Phantom: HAC Test Arch with AMCC; Type: SD HAC P01 BB
- Measurement SW: DASY52, Version 52.10 (2);SEMCAD X Version 14.6.12 (7470)

LTE Band 41 E-Field measurement/SC-FDMA 1RB 20 MHz 16QAM Ch. 41055/Hearing Aid Compatibility Test (101x101x1): Interpolated grid: dx=0.5000 mm, dy=0.5000 mm

Device Reference Point: 0, 0, -6.3 mm
Reference Value = 43.80 V/m; Power Drift = -0.01 dB
Applied MIF = -1.44 dB
RF audio interference level = 28.99 dBV/m
Emission category: M4

MIF scaled E-field

Grid 1 **M4** **26.36 dBV/m**	Grid 2 **M4** **29 dBV/m**	Grid 3 **M4** **28.46 dBV/m**
Grid 4 **M4** **26.36 dBV/m**	Grid 5 **M4** **28.99 dBV/m**	Grid 6 **M4** **28.45 dBV/m**
Grid 7 **M4** **21.81 dBV/m**	Grid 8 **M4** **25.47 dBV/m**	Grid 9 **M4** **25.44 dBV/m**



0 dB = 28.18 V/m = 29.00 dBV/m

HAC-RF Emission ANT4

Communication System: UID 10173 - CAG, LTE-TDD (SC-FDMA, 1 RB, 20 MHz, 16-QAM); Frequency: 2680 MHz; Duty Cycle: 1:8.87156
Phantom section: RF Section
DASY5 Configuration:
- Probe: EF3DV3 - SN4041; ConvF(1, 1, 1) @ 2680 MHz; Calibrated: 3/18/2020
- Sensor-Surface: (Fix Surface)
- Electronics: DAE4 Sn1257; Calibrated: 10/10/2019
- Phantom: HAC Test Arch with AMCC; Type: SD HAC P01 BB
- Measurement SW: DASY52, Version 52.10 (2);SEMCAD X Version 14.6.12 (7470)

LTE Band 41 E-Field measurement/SC-FDMA 1RB 20 MHz 16QAM Ch. 41490/Hearing Aid Compatibility Test (101x101x1): Interpolated grid: dx=0.5000 mm, dy=0.5000 mm

Device Reference Point: 0, 0, -6.3 mm
Reference Value = 39.68 V/m; Power Drift = -0.03 dB
Applied MIF = -1.44 dB
RF audio interference level = 27.96 dBV/m
Emission category: M4

MIF scaled E-field

Grid 1 **M4** **25.41 dBV/m**	Grid 2 **M4** **27.96 dBV/m**	Grid 3 **M4** **27.37 dBV/m**
Grid 4 **M4** **25.42 dBV/m**	Grid 5 **M4** **27.96 dBV/m**	Grid 6 **M4** **27.36 dBV/m**
Grid 7 **M4** **21.13 dBV/m**	Grid 8 **M4** **24.79 dBV/m**	Grid 9 **M4** **24.75 dBV/m**



0 dB = 25.00 V/m = 27.96 dBV/m

HAC-RF Emission ANT4

Communication System: UID 10173 - CAG, LTE-TDD (SC-FDMA, 1 RB, 20 MHz, 16-QAM); Frequency: 3560 MHz; Duty Cycle: 1:8.8736
Phantom section: RF Section
DASY5 Configuration:
- Probe: EF3DV3 - SN4041; ConvF(1, 1, 1) @ 3560 MHz; Calibrated: 3/18/2020
- Sensor-Surface: (Fix Surface)
- Electronics: DAE4 Sn1257; Calibrated: 10/10/2019
- Phantom: HAC Test Arch with AMCC; Type: SD HAC P01 BB
- Measurement SW: DASY52, Version 52.10 (2);SEMCAD X Version 14.6.12 (7470)

LTE Band 48 E-Field measurement/SC-FDMA 1RB 20 MHz 16QAM Ch. 55340/Hearing Aid Compatibility Test (101x101x1): Interpolated grid: dx=0.5000 mm, dy=0.5000 mm

Device Reference Point: 0, 0, -6.3 mm
Reference Value = 17.74 V/m; Power Drift = -0.02 dB
Applied MIF = -1.44 dB
RF audio interference level = 21.50 dBV/m
Emission category: M4

MIF scaled E-field

Grid 1 **M4** **16.83 dBV/m**	Grid 2 **M4** **20.29 dBV/m**	Grid 3 **M4** **20.3 dBV/m**
Grid 4 **M4** **17.57 dBV/m**	Grid 5 **M4** **21.5 dBV/m**	Grid 6 **M4** **21.5 dBV/m**
Grid 7 **M4** **22.72 dBV/m**	Grid 8 **M4** **22.75 dBV/m**	Grid 9 **M4** **22.48 dBV/m**



0 dB = 13.72 V/m = 22.75 dBV/m

HAC-RF Emission ANT4

Communication System: UID 10173 - CAG, LTE-TDD (SC-FDMA, 1 RB, 20 MHz, 16-QAM); Frequency: 3603.3 MHz; Duty Cycle: 1:8.8736
Phantom section: RF Section
DASY5 Configuration:
- Probe: EF3DV3 - SN4041; ConvF(1, 1, 1) @ 3603.3 MHz; Calibrated: 3/18/2020
- Sensor-Surface: (Fix Surface)
- Electronics: DAE4 Sn1257; Calibrated: 10/10/2019
- Phantom: HAC Test Arch with AMCC; Type: SD HAC P01 BB
- Measurement SW: DASY52, Version 52.10 (2);SEMCAD X Version 14.6.12 (7470)

LTE Band 48 E-Field measurement/SC-FDMA 1RB 20 MHz 16QAM Ch. 55773/Hearing Aid Compatibility Test (101x101x1): Interpolated grid: dx=0.5000 mm, dy=0.5000 mm

Device Reference Point: 0, 0, -6.3 mm
Reference Value = 14.45 V/m; Power Drift = -0.11 dB
Applied MIF = -1.44 dB
RF audio interference level = 20.25 dBV/m
Emission category: M4

MIF scaled E-field

Grid 1 **M4** **15.68 dBV/m**	Grid 2 **M4** **19.3 dBV/m**	Grid 3 **M4** **19.34 dBV/m**
Grid 4 **M4** **16.89 dBV/m**	Grid 5 **M4** **20.22 dBV/m**	Grid 6 **M4** **20.25 dBV/m**
Grid 7 **M4** **22.32 dBV/m**	Grid 8 **M4** **22.63 dBV/m**	Grid 9 **M4** **22.41 dBV/m**

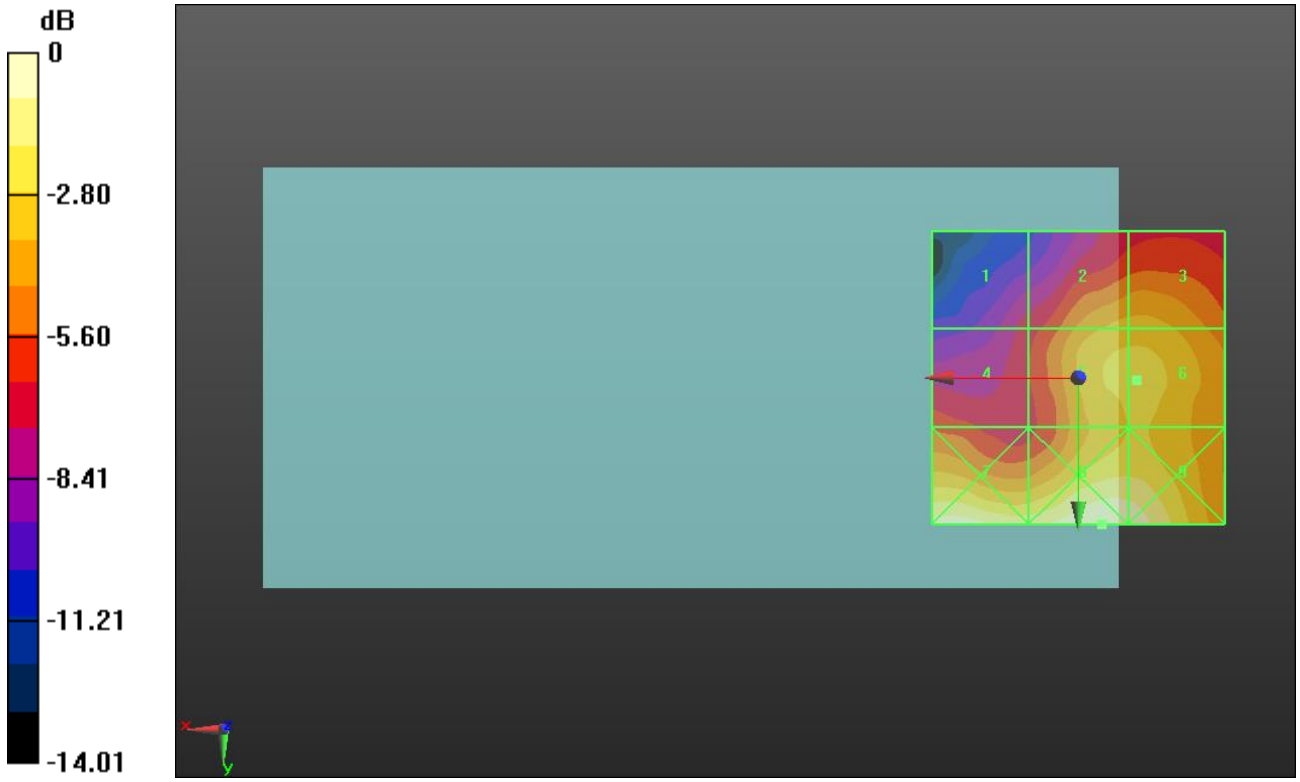

0 dB = 13.53 V/m = 22.63 dBV/m

HAC-RF Emission ANT4

Communication System: UID 10173 - CAG, LTE-TDD (SC-FDMA, 1 RB, 20 MHz, 16-QAM); Frequency: 3646.7 MHz; Duty Cycle: 1:8.8736
Phantom section: RF Section
DASY5 Configuration:
- Probe: EF3DV3 - SN4041; ConvF(1, 1, 1) @ 3646.7 MHz; Calibrated: 3/18/2020
- Sensor-Surface: (Fix Surface)
- Electronics: DAE4 Sn1257; Calibrated: 10/10/2019
- Phantom: HAC Test Arch with AMCC; Type: SD HAC P01 BB
- Measurement SW: DASY52, Version 52.10 (2);SEMCAD X Version 14.6.12 (7470)

LTE Band 48 E-Field measurement/SC-FDMA 1RB 20 MHz 16QAM Ch. 56207/Hearing Aid Compatibility Test (101x101x1): Interpolated grid: dx=0.5000 mm, dy=0.5000 mm

Device Reference Point: 0, 0, -6.3 mm
Reference Value = 10.46 V/m; Power Drift = -0.12 dB
Applied MIF = -1.44 dB
RF audio interference level = 18.58 dBV/m
Emission category: M4

MIF scaled E-field

Grid 1 **M4** **13.38 dBV/m**	Grid 2 **M4** **17.79 dBV/m**	Grid 3 **M4** **17.92 dBV/m**
Grid 4 **M4** **15.86 dBV/m**	Grid 5 **M4** **18.45 dBV/m**	Grid 6 **M4** **18.58 dBV/m**
Grid 7 **M4** **21.77 dBV/m**	Grid 8 **M4** **22.16 dBV/m**	Grid 9 **M4** **21.95 dBV/m**



0 dB = 12.82 V/m = 22.16 dBV/m

HAC-RF Emission ANT4

Communication System: UID 10173 - CAG, LTE-TDD (SC-FDMA, 1 RB, 20 MHz, 16-QAM); Frequency: 3690 MHz; Duty Cycle: 1:8.8736
Phantom section: RF Section
DASY5 Configuration:
- Probe: EF3DV3 - SN4041; ConvF(1, 1, 1) @ 3690 MHz; Calibrated: 3/18/2020
- Sensor-Surface: (Fix Surface)
- Electronics: DAE4 Sn1257; Calibrated: 10/10/2019
- Phantom: HAC Test Arch with AMCC; Type: SD HAC P01 BB
- Measurement SW: DASY52, Version 52.10 (2);SEMCAD X Version 14.6.12 (7470)

LTE Band 48 E-Field measurement/SC-FDMA 1RB 20 MHz 16QAM Ch. 56640/Hearing Aid Compatibility Test (101x101x1): Interpolated grid: dx=0.5000 mm, dy=0.5000 mm

Device Reference Point: 0, 0, -6.3 mm
Reference Value = 8.501 V/m; Power Drift = -0.14 dB
Applied MIF = -1.44 dB
RF audio interference level = 18.75 dBV/m
Emission category: M4

MIF scaled E-field

Grid 1 **M4** **11.9 dBV/m**	Grid 2 **M4** **17.02 dBV/m**	Grid 3 **M4** **17.32 dBV/m**
Grid 4 **M4** **15.59 dBV/m**	Grid 5 **M4** **18.57 dBV/m**	Grid 6 **M4** **18.75 dBV/m**
Grid 7 **M4** **22.07 dBV/m**	Grid 8 **M4** **22.17 dBV/m**	Grid 9 **M4** **21.86 dBV/m**

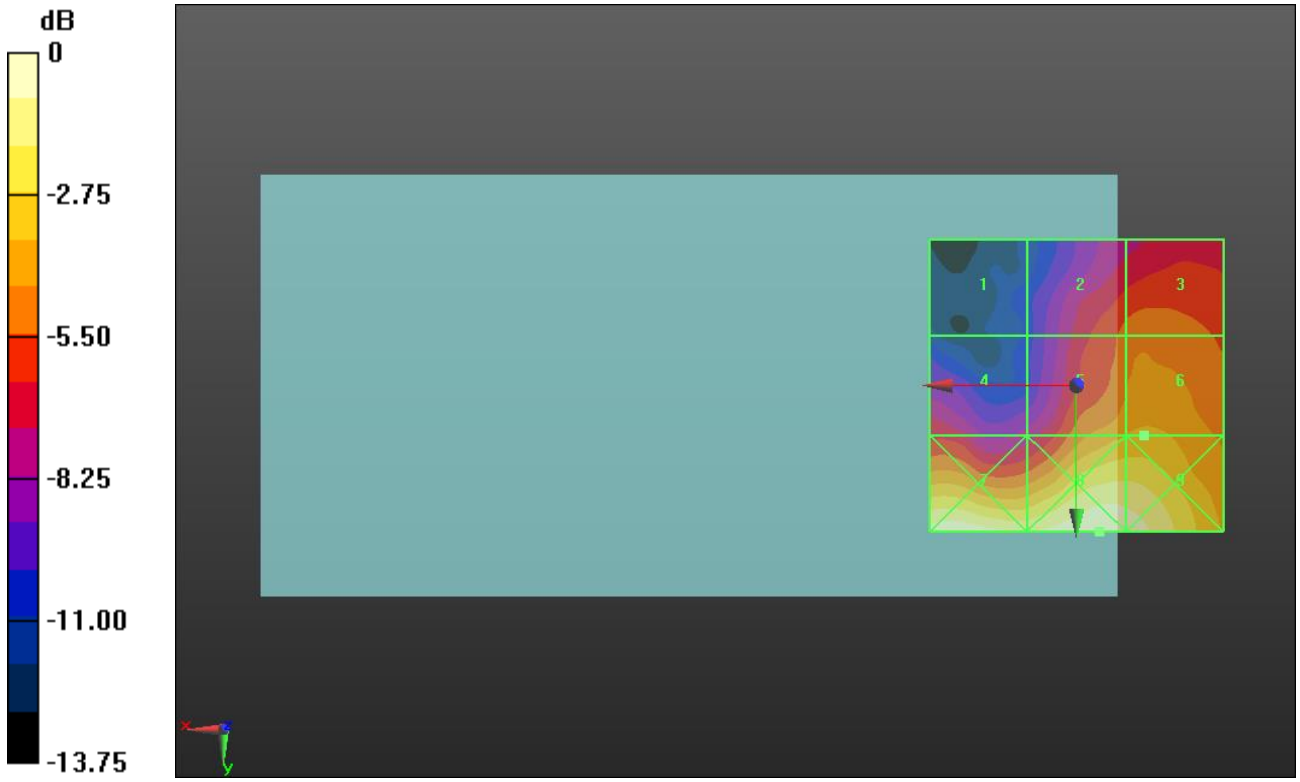

0 dB = 12.84 V/m = 22.17 dBV/m

HAC-RF Emission ANT4 Wi-Fi 2.4GHz

Communication System: UID 10061 - CAB, IEEE 802.11b WiFi 2.4 GHz (DSSS, 11 Mbps); Frequency: 2417 MHz; Duty Cycle: 1:2.29034
Phantom section: RF Section
DASY5 Configuration:
- Probe: EF3DV3 - SN4041; ConvF(1, 1, 1) @ 2417 MHz; Calibrated: 3/18/2020
- Sensor-Surface: (Fix Surface)
- Electronics: DAE4 Sn1257; Calibrated: 10/10/2019
- Phantom: HAC Test Arch with AMCC; Type: SD HAC P01 BB
- Measurement SW: DASY52, Version 52.10 (2);SEMCAD X Version 14.6.12 (7470)

802.11b E-Field measurement/IEEE 802.11b_OFDM 11 Mbps Ch. 2/Hearing Aid Compatibility Test (101x101x1): Interpolated grid: dx=0.5000 mm, dy=0.5000 mm

Device Reference Point: 0, 0, -6.3 mm
Reference Value = 22.01 V/m; Power Drift = 0.04 dB
Applied MIF = -2.02 dB
RF audio interference level = 24.75 dBV/m
Emission category: M4

MIF scaled E-field

Grid 1 **M4** **17.08 dBV/m**	Grid 2 **M4** **20.11 dBV/m**	Grid 3 **M4** **20.27 dBV/m**
Grid 4 **M4** **22.68 dBV/m**	Grid 5 **M4** **24.75 dBV/m**	Grid 6 **M4** **24.7 dBV/m**
Grid 7 **M4** **26.92 dBV/m**	Grid 8 **M4** **27.66 dBV/m**	Grid 9 **M4** **27.45 dBV/m**



0 dB = 24.14 V/m = 27.65 dBV/m

HAC-RF Emission ANT4 Wi-Fi 2.4GHz

Communication System: UID 10061 - CAB, IEEE 802.11b WiFi 2.4 GHz (DSSS, 11 Mbps); Frequency: 2437 MHz; Duty Cycle: 1:2.29034
Phantom section: RF Section
DASY5 Configuration:
- Probe: EF3DV3 - SN4041; ConvF(1, 1, 1) @ 2437 MHz; Calibrated: 3/18/2020
- Sensor-Surface: (Fix Surface)
- Electronics: DAE4 Sn1257; Calibrated: 10/10/2019
- Phantom: HAC Test Arch with AMCC; Type: SD HAC P01 BB
- Measurement SW: DASY52, Version 52.10 (2);SEMCAD X Version 14.6.12 (7470)

802.11b E-Field measurement/IEEE 802.11b_OFDM 11 Mbps Ch. 6/Hearing Aid Compatibility Test (101x101x1): Interpolated grid: dx=0.5000 mm, dy=0.5000 mm

Device Reference Point: 0, 0, -6.3 mm
Reference Value = 23.22 V/m; Power Drift = -0.02 dB
Applied MIF = -2.02 dB
RF audio interference level = 25.03 dBV/m
Emission category: M4

MIF scaled E-field

Grid 1 **M4** **17.34 dBV/m**	Grid 2 **M4** **20.86 dBV/m**	Grid 3 **M4** **20.99 dBV/m**
Grid 4 **M4** **23.04 dBV/m**	Grid 5 **M4** **25.03 dBV/m**	Grid 6 **M4** **24.93 dBV/m**
Grid 7 **M4** **26.94 dBV/m**	Grid 8 **M4** **27.67 dBV/m**	Grid 9 **M4** **27.27 dBV/m**

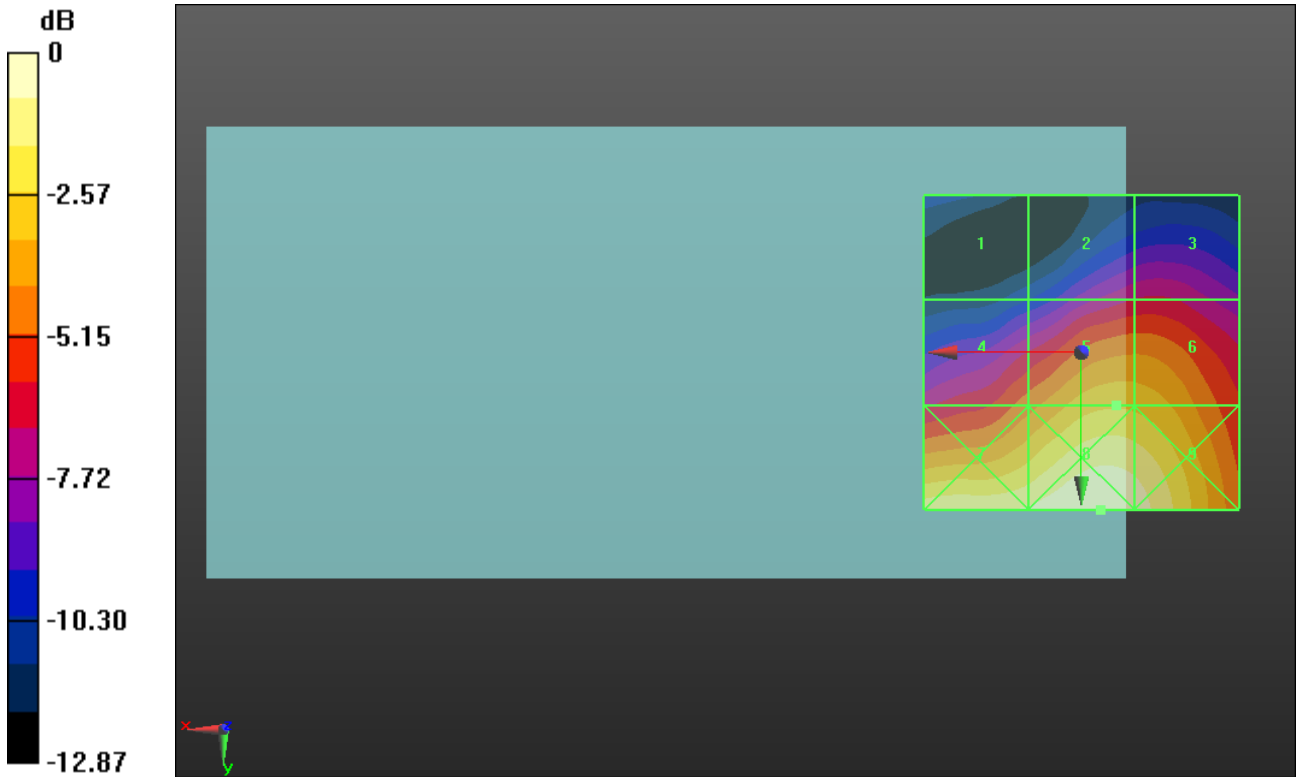

0 dB = 24.17 V/m = 27.67 dBV/m

HAC-RF Emission ANT4 Wi-Fi 2.4GHz

Communication System: UID 10061 - CAB, IEEE 802.11b WiFi 2.4 GHz (DSSS, 11 Mbps); Frequency: 2462 MHz; Duty Cycle: 1:2.29034
Phantom section: RF Section
DASY5 Configuration:
- Probe: EF3DV3 - SN4041; ConvF(1, 1, 1) @ 2462 MHz; Calibrated: 3/18/2020
- Sensor-Surface: (Fix Surface)
- Electronics: DAE4 Sn1257; Calibrated: 10/10/2019
- Phantom: HAC Test Arch with AMCC; Type: SD HAC P01 BB
- Measurement SW: DASY52, Version 52.10 (2);SEMCAD X Version 14.6.12 (7470)

802.11b E-Field measurement/IEEE 802.11b_OFDM 11 Mbps Ch. 11/Hearing Aid Compatibility Test (101x101x1): Interpolated grid: dx=0.5000 mm, dy=0.5000 mm

Device Reference Point: 0, 0, -6.3 mm
Reference Value = 23.30 V/m; Power Drift = -0.10 dB
Applied MIF = -2.02 dB
RF audio interference level = 24.81 dBV/m
Emission category: M4

MIF scaled E-field

Grid 1 **M4** **17.49 dBV/m**	Grid 2 **M4** **21.03 dBV/m**	Grid 3 **M4** **21.17 dBV/m**
Grid 4 **M4** **22.63 dBV/m**	Grid 5 **M4** **24.81 dBV/m**	Grid 6 **M4** **24.71 dBV/m**
Grid 7 **M4** **26.26 dBV/m**	Grid 8 **M4** **27.09 dBV/m**	Grid 9 **M4** **26.71 dBV/m**

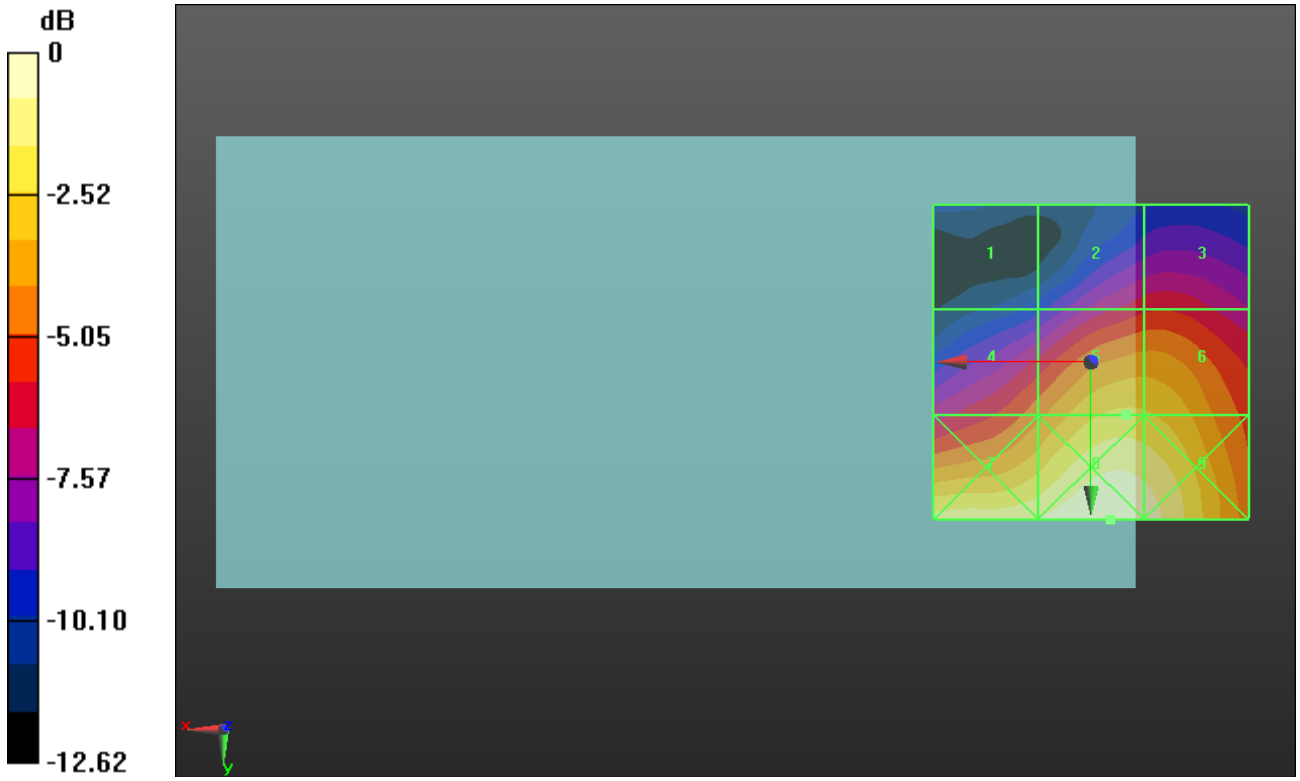

0 dB = 22.62 V/m = 27.09 dBV/m

HAC-RF Emission ANT4 Wi-Fi 2.4GHz

Communication System: UID 10077 - CAB, IEEE 802.11g WiFi 2.4 GHz (DSSS/OFDM, 54 Mbps); Frequency: 2422 MHz; Duty Cycle: 1:12.5777
Phantom section: RF Section
DASY5 Configuration:
- Probe: EF3DV3 - SN4041; ConvF(1, 1, 1) @ 2422 MHz; Calibrated: 3/18/2020
- Sensor-Surface: (Fix Surface)
- Electronics: DAE4 Sn1257; Calibrated: 10/10/2019
- Phantom: HAC Test Arch with AMCC; Type: SD HAC P01 BB
- Measurement SW: DASY52, Version 52.10 (2);SEMCAD X Version 14.6.12 (7470)

802.11g E-Field measurement/IEEE 802.11g_OFDM 54 Mbps Ch. 3/Hearing Aid Compatibility Test (101x101x1): Interpolated grid: dx=0.5000 mm, dy=0.5000 mm

Device Reference Point: 0, 0, -6.3 mm
Reference Value = 21.53 V/m; Power Drift = -0.11 dB
Applied MIF = 0.12 dB
RF audio interference level = 26.64 dBV/m
Emission category: M4

MIF scaled E-field

Grid 1 **M4** **18.88 dBV/m**	Grid 2 **M4** **22.08 dBV/m**	Grid 3 **M4** **22.21 dBV/m**
Grid 4 **M4** **24.59 dBV/m**	Grid 5 **M4** **26.64 dBV/m**	Grid 6 **M4** **26.56 dBV/m**
Grid 7 **M4** **28.65 dBV/m**	Grid 8 **M4** **29.49 dBV/m**	Grid 9 **M4** **29.13 dBV/m**

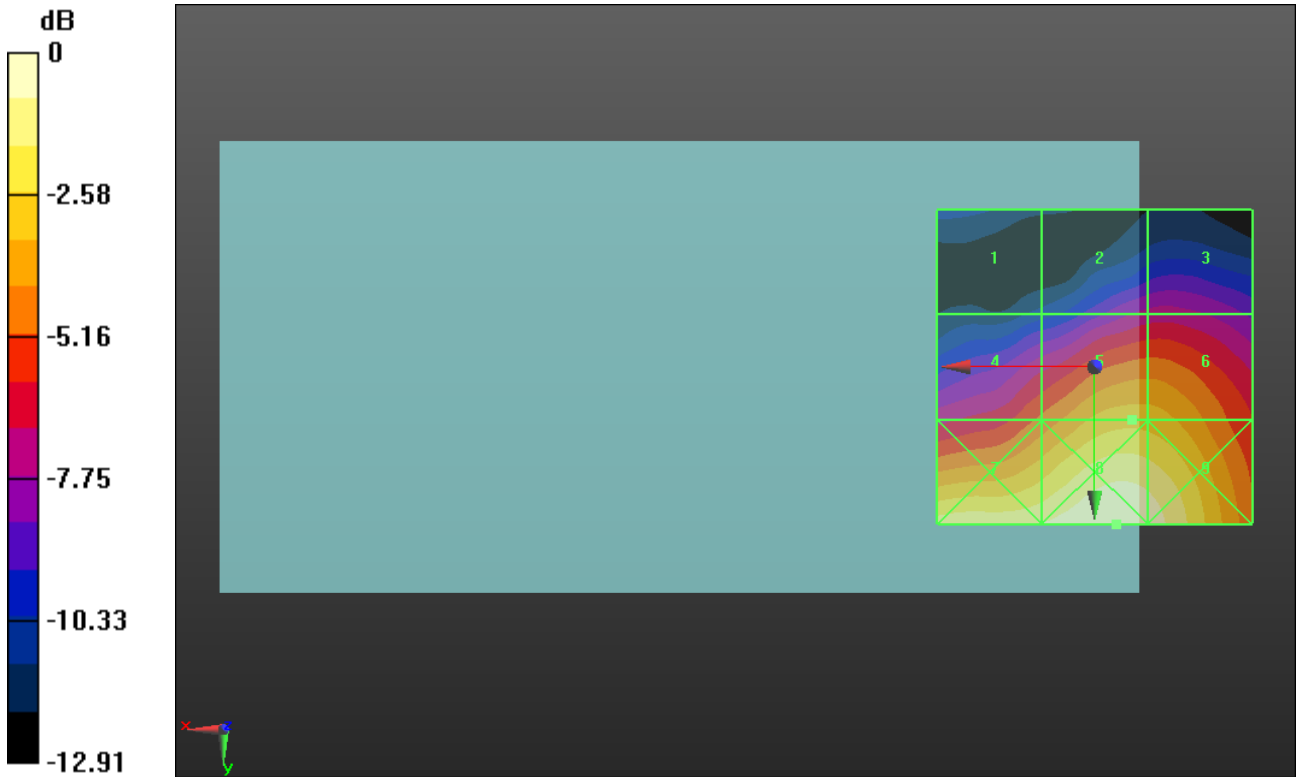

0 dB = 29.84 V/m = 29.50 dBV/m

HAC-RF Emission ANT4 Wi-Fi 2.4GHz

Communication System: UID 10077 - CAB, IEEE 802.11g WiFi 2.4 GHz (DSSS/OFDM, 54 Mbps); Frequency: 2437 MHz; Duty Cycle: 1:12.5777
Phantom section: RF Section
DASY5 Configuration:
- Probe: EF3DV3 - SN4041; ConvF(1, 1, 1) @ 2437 MHz; Calibrated: 3/18/2020
- Sensor-Surface: (Fix Surface)
- Electronics: DAE4 Sn1257; Calibrated: 10/10/2019
- Phantom: HAC Test Arch with AMCC; Type: SD HAC P01 BB
- Measurement SW: DASY52, Version 52.10 (2);SEMCAD X Version 14.6.12 (7470)

802.11g E-Field measurement/IEEE 802.11g_OFDM 54 Mbps Ch. 6/Hearing Aid Compatibility Test (101x101x1): Interpolated grid: dx=0.5000 mm, dy=0.5000 mm

Device Reference Point: 0, 0, -6.3 mm
Reference Value = 23.24 V/m; Power Drift = -0.01 dB
Applied MIF = 0.12 dB
RF audio interference level = 27.13 dBV/m
Emission category: M4

MIF scaled E-field

Grid 1 **M4** **19.71 dBV/m**	Grid 2 **M4** **22.99 dBV/m**	Grid 3 **M4** **23.12 dBV/m**
Grid 4 **M4** **25.25 dBV/m**	Grid 5 **M4** **27.13 dBV/m**	Grid 6 **M4** **27.04 dBV/m**
Grid 7 **M4** **29.06 dBV/m**	Grid 8 **M4** **29.77 dBV/m**	Grid 9 **M4** **29.37 dBV/m**



0 dB = 30.80 V/m = 29.77 dBV/m

HAC-RF Emission ANT4 Wi-Fi 2.4GHz

Communication System: UID 10077 - CAB, IEEE 802.11g WiFi 2.4 GHz (DSSS/OFDM, 54 Mbps); Frequency: 2452 MHz; Duty Cycle: 1:12.5777
Phantom section: RF Section
DASY5 Configuration:
- Probe: EF3DV3 - SN4041; ConvF(1, 1, 1) @ 2452 MHz; Calibrated: 3/18/2020
- Sensor-Surface: (Fix Surface)
- Electronics: DAE4 Sn1257; Calibrated: 10/10/2019
- Phantom: HAC Test Arch with AMCC; Type: SD HAC P01 BB
- Measurement SW: DASY52, Version 52.10 (2);SEMCAD X Version 14.6.12 (7470)

802.11g E-Field measurement/IEEE 802.11g_OFDM 54 Mbps Ch. 9/Hearing Aid Compatibility Test (101x101x1): Interpolated grid: dx=0.5000 mm, dy=0.5000 mm

Device Reference Point: 0, 0, -6.3 mm
Reference Value = 25.77 V/m; Power Drift = -0.04 dB
Applied MIF = 0.12 dB
RF audio interference level = 27.92 dBV/m
Emission category: M4

MIF scaled E-field

Grid 1 **M4** **20.87 dBV/m**	Grid 2 **M4** **23.98 dBV/m**	Grid 3 **M4** **24.07 dBV/m**
Grid 4 **M4** **25.98 dBV/m**	Grid 5 **M4** **27.92 dBV/m**	Grid 6 **M4** **27.76 dBV/m**
Grid 7 **M4** **29.72 dBV/m**	Grid 8 **M3** **30.41 dBV/m**	Grid 9 **M4** **29.97 dBV/m**

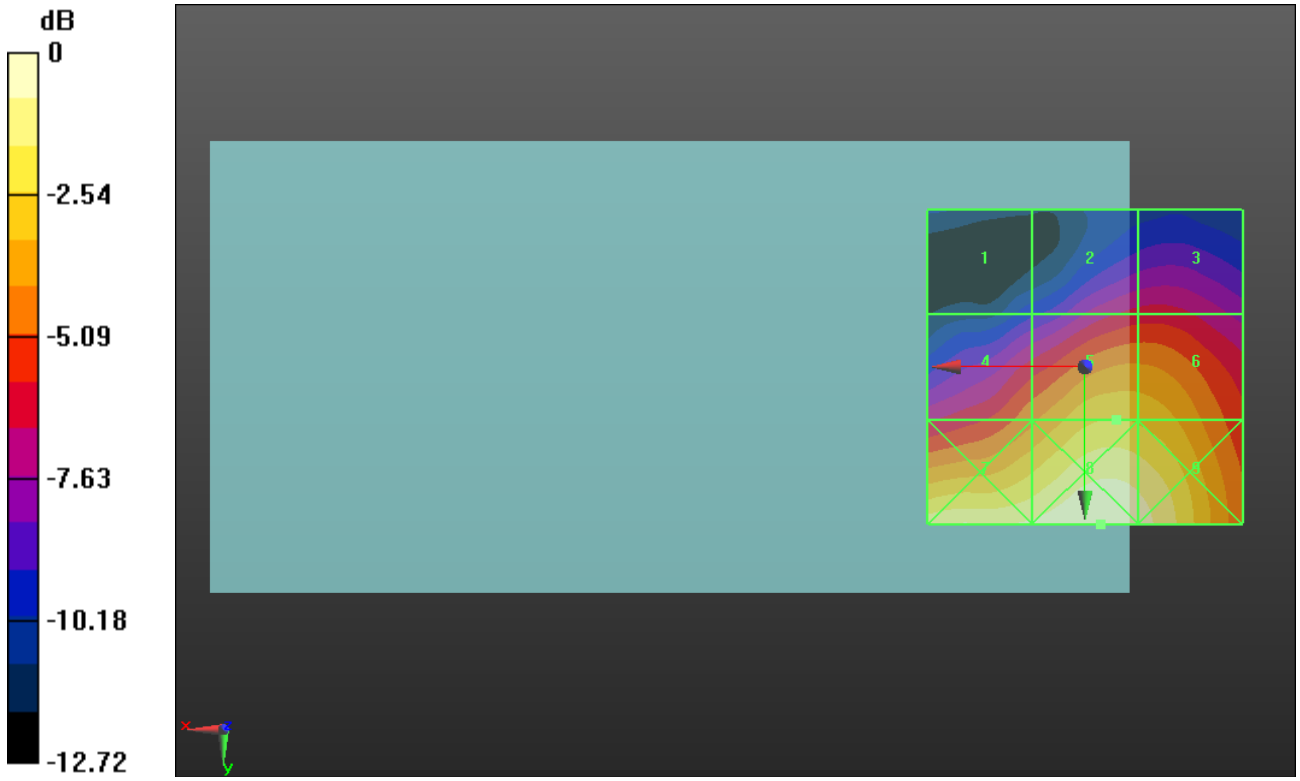

0 dB = 33.15 V/m = 30.41 dBV/m

HAC-RF Emission ANT5 Wi-Fi 5GHz

Communication System: UID 10062 - CAC, IEEE 802.11a/h WiFi 5 GHz (OFDM, 6 Mbps); Frequency: 5200 MHz; Duty Cycle: 1:7.37564
Phantom section: RF Section
DASY5 Configuration:
- Probe: EF3DV3 - SN4041; ConvF(1, 1, 1) @ 5200 MHz; Calibrated: 3/18/2020
- Sensor-Surface: (Fix Surface)
- Electronics: DAE4 Sn1257; Calibrated: 10/10/2019
- Phantom: HAC Test Arch with AMCC; Type: SD HAC P01 BB
- Measurement SW: DASY52, Version 52.10 (2);SEMCAD X Version 14.6.12 (7470)

802.11a E-Field measurement/IEEE 802.11a_OFDM 6 Mbps Ch. 40/Hearing Aid Compatibility Test (101x101x1): Interpolated grid: dx=0.5000 mm, dy=0.5000 mm

Device Reference Point: 0, 0, -6.3 mm
Reference Value = 6.433 V/m; Power Drift = -0.04 dB
Applied MIF = -5.82 dB
RF audio interference level = 10.44 dBV/m
Emission category: M4

MIF scaled E-field

Grid 1 **M4** **11.45 dBV/m**	Grid 2 **M4** **9.93 dBV/m**	Grid 3 **M4** **9.85 dBV/m**
Grid 4 **M4** **12.94 dBV/m**	Grid 5 **M4** **10.44 dBV/m**	Grid 6 **M4** **8.35 dBV/m**
Grid 7 **M4** **11.97 dBV/m**	Grid 8 **M4** **9.63 dBV/m**	Grid 9 **M4** **8.27 dBV/m**



0 dB = 4.438 V/m = 12.94 dBV/m

HAC-RF Emission ANT5 Wi-Fi 5GHz

Communication System: UID 10062 - CAC, IEEE 802.11a/h WiFi 5 GHz (OFDM, 6 Mbps); Frequency: 5220 MHz; Duty Cycle: 1:7.37564
Phantom section: RF Section
DASY5 Configuration:
- Probe: EF3DV3 - SN4041; ConvF(1, 1, 1) @ 5220 MHz; Calibrated: 3/18/2020
- Sensor-Surface: (Fix Surface)
- Electronics: DAE4 Sn1257; Calibrated: 10/10/2019
- Phantom: HAC Test Arch with AMCC; Type: SD HAC P01 BB
- Measurement SW: DASY52, Version 52.10 (2);SEMCAD X Version 14.6.12 (7470)

802.11a E-Field measurement/IEEE 802.11a_OFDM 6 Mbps Ch. 44/Hearing Aid Compatibility Test (101x101x1): Interpolated grid: dx=0.5000 mm, dy=0.5000 mm

Device Reference Point: 0, 0, -6.3 mm
Reference Value = 6.351 V/m; Power Drift = 0.10 dB
Applied MIF = -5.82 dB
RF audio interference level = 10.55 dBV/m
Emission category: M4

MIF scaled E-field

Grid 1 **M4** **11.63 dBV/m**	Grid 2 **M4** **10.26 dBV/m**	Grid 3 **M4** **10.1 dBV/m**
Grid 4 **M4** **13.1 dBV/m**	Grid 5 **M4** **10.55 dBV/m**	Grid 6 **M4** **8.63 dBV/m**
Grid 7 **M4** **12.59 dBV/m**	Grid 8 **M4** **9.85 dBV/m**	Grid 9 **M4** **8.73 dBV/m**



0 dB = 4.518 V/m = 13.10 dBV/m

HAC-RF Emission ANT5 Wi-Fi 5GHz

Communication System: UID 10062 - CAC, IEEE 802.11a/h WiFi 5 GHz (OFDM, 6 Mbps); Frequency: 5240 MHz; Duty Cycle: 1:7.37564
Phantom section: RF Section
DASY5 Configuration:
- Probe: EF3DV3 - SN4041; ConvF(1, 1, 1) @ 5240 MHz; Calibrated: 3/18/2020
- Sensor-Surface: (Fix Surface)
- Electronics: DAE4 Sn1257; Calibrated: 10/10/2019
- Phantom: HAC Test Arch with AMCC; Type: SD HAC P01 BB
- Measurement SW: DASY52, Version 52.10 (2);SEMCAD X Version 14.6.12 (7470)

802.11a E-Field measurement/IEEE 802.11a_OFDM 6 Mbps Ch. 48/Hearing Aid Compatibility Test (101x101x1): Interpolated grid: dx=0.5000 mm, dy=0.5000 mm

Device Reference Point: 0, 0, -6.3 mm
Reference Value = 6.664 V/m; Power Drift = -0.04 dB
Applied MIF = -5.82 dB
RF audio interference level = 11.08 dBV/m
Emission category: M4

MIF scaled E-field

Grid 1 **M4** **11.89 dBV/m**	Grid 2 **M4** **10.79 dBV/m**	Grid 3 **M4** **10.6 dBV/m**
Grid 4 **M4** **13.76 dBV/m**	Grid 5 **M4** **11.08 dBV/m**	Grid 6 **M4** **9.53 dBV/m**
Grid 7 **M4** **12.82 dBV/m**	Grid 8 **M4** **10.05 dBV/m**	Grid 9 **M4** **8.26 dBV/m**



0 dB = 4.877 V/m = 13.76 dBV/m

HAC-RF Emission ANT5 Wi-Fi 5GHz

Communication System: UID 10062 - CAC, IEEE 802.11a/h WiFi 5 GHz (OFDM, 6 Mbps); Frequency: 5260 MHz; Duty Cycle: 1:7.37564
Phantom section: RF Section
DASY5 Configuration:
- Probe: EF3DV3 - SN4041; ConvF(1, 1, 1) @ 5260 MHz; Calibrated: 3/18/2020
- Sensor-Surface: (Fix Surface)
- Electronics: DAE4 Sn1257; Calibrated: 10/10/2019
- Phantom: HAC Test Arch with AMCC; Type: SD HAC P01 BB
- Measurement SW: DASY52, Version 52.10 (2);SEMCAD X Version 14.6.12 (7470)

802.11a E-Field measurement/IEEE 802.11a_OFDM 6 Mbps Ch. 52/Hearing Aid Compatibility Test (101x101x1): Interpolated grid: dx=0.5000 mm, dy=0.5000 mm

Device Reference Point: 0, 0, -6.3 mm
Reference Value = 6.719 V/m; Power Drift = -0.13 dB
Applied MIF = -5.82 dB
RF audio interference level = 10.98 dBV/m
Emission category: M4

MIF scaled E-field

Grid 1 **M4** **11.58 dBV/m**	Grid 2 **M4** **10.6 dBV/m**	Grid 3 **M4** **10.19 dBV/m**
Grid 4 **M4** **13.43 dBV/m**	Grid 5 **M4** **10.98 dBV/m**	Grid 6 **M4** **9.25 dBV/m**
Grid 7 **M4** **12.77 dBV/m**	Grid 8 **M4** **10.39 dBV/m**	Grid 9 **M4** **7.64 dBV/m**



0 dB = 4.692 V/m = 13.43 dBV/m

HAC-RF Emission ANT5 Wi-Fi 5GHz

Communication System: UID 10062 - CAC, IEEE 802.11a/h WiFi 5 GHz (OFDM, 6 Mbps); Frequency: 5280 MHz; Duty Cycle: 1:7.37564
Phantom section: RF Section
DASY5 Configuration:
- Probe: EF3DV3 - SN4041; ConvF(1, 1, 1) @ 5280 MHz; Calibrated: 3/18/2020
- Sensor-Surface: (Fix Surface)
- Electronics: DAE4 Sn1257; Calibrated: 10/10/2019
- Phantom: HAC Test Arch with AMCC; Type: SD HAC P01 BB
- Measurement SW: DASY52, Version 52.10 (2);SEMCAD X Version 14.6.12 (7470)

802.11a E-Field measurement/IEEE 802.11a_OFDM 6 Mbps Ch. 56/Hearing Aid Compatibility Test (101x101x1): Interpolated grid: dx=0.5000 mm, dy=0.5000 mm

Device Reference Point: 0, 0, -6.3 mm
Reference Value = 7.064 V/m; Power Drift = 0.07 dB
Applied MIF = -5.82 dB
RF audio interference level = 10.87 dBV/m
Emission category: M4

MIF scaled E-field

Grid 1 **M4** **11.25 dBV/m**	Grid 2 **M4** **10.73 dBV/m**	Grid 3 **M4** **10.22 dBV/m**
Grid 4 **M4** **13.47 dBV/m**	Grid 5 **M4** **10.87 dBV/m**	Grid 6 **M4** **9.76 dBV/m**
Grid 7 **M4** **12.84 dBV/m**	Grid 8 **M4** **10.21 dBV/m**	Grid 9 **M4** **7.68 dBV/m**



0 dB = 4.717 V/m = 13.47 dBV/m

HAC-RF Emission ANT5 Wi-Fi 5GHz

Communication System: UID 10062 - CAC, IEEE 802.11a/h WiFi 5 GHz (OFDM, 6 Mbps); Frequency: 5300 MHz; Duty Cycle: 1:7.37564
Phantom section: RF Section
DASY5 Configuration:
- Probe: EF3DV3 - SN4041; ConvF(1, 1, 1) @ 5300 MHz; Calibrated: 3/18/2020
- Sensor-Surface: (Fix Surface)
- Electronics: DAE4 Sn1257; Calibrated: 10/10/2019
- Phantom: HAC Test Arch with AMCC; Type: SD HAC P01 BB
- Measurement SW: DASY52, Version 52.10 (2);SEMCAD X Version 14.6.12 (7470)

802.11a E-Field measurement/IEEE 802.11a_OFDM 6 Mbps Ch. 60/Hearing Aid Compatibility Test (101x101x1): Interpolated grid: dx=0.5000 mm, dy=0.5000 mm

Device Reference Point: 0, 0, -6.3 mm
Reference Value = 7.309 V/m; Power Drift = -0.17 dB
Applied MIF = -5.82 dB
RF audio interference level = 13.53 dBV/m
Emission category: M4

MIF scaled E-field

Grid 1 **M4** **12.86 dBV/m**	Grid 2 **M4** **13.53 dBV/m**	Grid 3 **M4** **11.16 dBV/m**
Grid 4 **M4** **14.57 dBV/m**	Grid 5 **M4** **11.64 dBV/m**	Grid 6 **M4** **10.95 dBV/m**
Grid 7 **M4** **14.02 dBV/m**	Grid 8 **M4** **11.04 dBV/m**	Grid 9 **M4** **8.58 dBV/m**

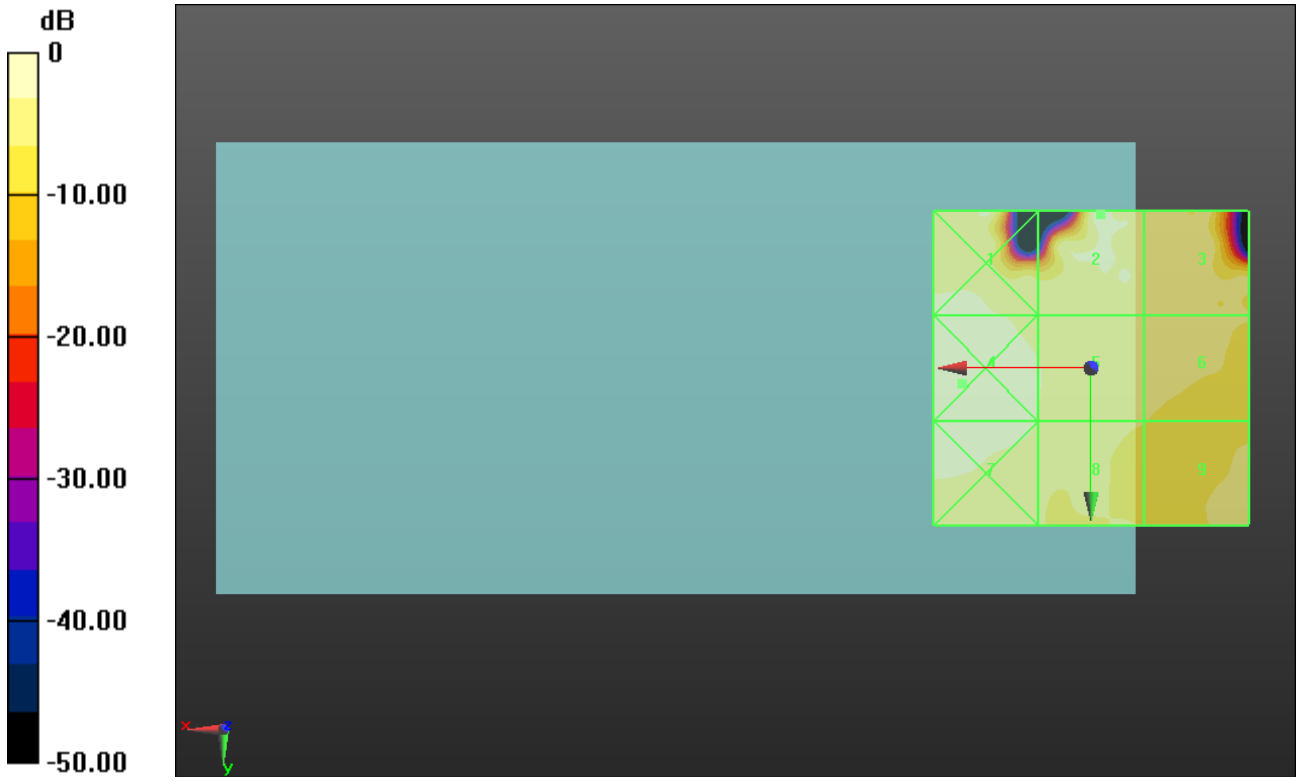

0 dB = 5.351 V/m = 14.57 dBV/m

HAC-RF Emission ANT5 Wi-Fi 5GHz

Communication System: UID 10062 - CAC, IEEE 802.11a/h WiFi 5 GHz (OFDM, 6 Mbps); Frequency: 5520 MHz; Duty Cycle: 1:7.37564
Phantom section: RF Section
DASY5 Configuration:
- Probe: EF3DV3 - SN4041; ConvF(1, 1, 1) @ 5520 MHz; Calibrated: 3/18/2020
- Sensor-Surface: (Fix Surface)
- Electronics: DAE4 Sn1257; Calibrated: 10/10/2019
- Phantom: HAC Test Arch with AMCC; Type: SD HAC P01 BB
- Measurement SW: DASY52, Version 52.10 (2);SEMCAD X Version 14.6.12 (7470)

802.11a E-Field measurement/IEEE 802.11a_OFDM 6 Mbps Ch. 104/Hearing Aid Compatibility Test (101x101x1): Interpolated grid: dx=0.5000 mm, dy=0.5000 mm

Device Reference Point: 0, 0, -6.3 mm
Reference Value = 9.254 V/m; Power Drift = -0.02 dB
Applied MIF = -5.82 dB
RF audio interference level = 12.46 dBV/m
Emission category: M4

MIF scaled E-field

Grid 1 **M4** **11.25 dBV/m**	Grid 2 **M4** **12.46 dBV/m**	Grid 3 **M4** **12.04 dBV/m**
Grid 4 **M4** **14.81 dBV/m**	Grid 5 **M4** **12.42 dBV/m**	Grid 6 **M4** **11.99 dBV/m**
Grid 7 **M4** **14.89 dBV/m**	Grid 8 **M4** **12.54 dBV/m**	Grid 9 **M4** **11.47 dBV/m**



0 dB = 5.553 V/m = 14.89 dBV/m

HAC-RF Emission ANT5 Wi-Fi 5GHz

Communication System: UID 10062 - CAC, IEEE 802.11a/h WiFi 5 GHz (OFDM, 6 Mbps); Frequency: 5620 MHz; Duty Cycle: 1:7.37564
Phantom section: RF Section
DASY5 Configuration:
- Probe: EF3DV3 - SN4041; ConvF(1, 1, 1) @ 5620 MHz; Calibrated: 3/18/2020
- Sensor-Surface: (Fix Surface)
- Electronics: DAE4 Sn1257; Calibrated: 10/10/2019
- Phantom: HAC Test Arch with AMCC; Type: SD HAC P01 BB
- Measurement SW: DASY52, Version 52.10 (2);SEMCAD X Version 14.6.12 (7470)

802.11a E-Field measurement/IEEE 802.11a_OFDM 6 Mbps Ch. 124/Hearing Aid Compatibility Test (101x101x1): Interpolated grid: dx=0.5000 mm, dy=0.5000 mm

Device Reference Point: 0, 0, -6.3 mm
Reference Value = 7.749 V/m; Power Drift = -0.02 dB
Applied MIF = -5.82 dB
RF audio interference level = 12.03 dBV/m
Emission category: M4

MIF scaled E-field

Grid 1 **M4** **10.99 dBV/m**	Grid 2 **M4** **11.93 dBV/m**	Grid 3 **M4** **11.94 dBV/m**
Grid 4 **M4** **14.05 dBV/m**	Grid 5 **M4** **12.01 dBV/m**	Grid 6 **M4** **12.03 dBV/m**
Grid 7 **M4** **14.06 dBV/m**	Grid 8 **M4** **12.03 dBV/m**	Grid 9 **M4** **10.96 dBV/m**



0 dB = 5.046 V/m = 14.06 dBV/m

HAC-RF Emission ANT5 Wi-Fi 5GHz

Communication System: UID 10062 - CAC, IEEE 802.11a/h WiFi 5 GHz (OFDM, 6 Mbps); Frequency: 5720 MHz; Duty Cycle: 1:7.37564
Phantom section: RF Section
DASY5 Configuration:
- Probe: EF3DV3 - SN4041; ConvF(1, 1, 1) @ 5720 MHz; Calibrated: 3/18/2020
- Sensor-Surface: (Fix Surface)
- Electronics: DAE4 Sn1257; Calibrated: 10/10/2019
- Phantom: HAC Test Arch with AMCC; Type: SD HAC P01 BB
- Measurement SW: DASY52, Version 52.10 (2);SEMCAD X Version 14.6.12 (7470)

802.11a E-Field measurement/IEEE 802.11a_OFDM 6 Mbps Ch. 144/Hearing Aid Compatibility Test (101x101x1): Interpolated grid: dx=0.5000 mm, dy=0.5000 mm

Device Reference Point: 0, 0, -6.3 mm
Reference Value = 6.776 V/m; Power Drift = 0.08 dB
Applied MIF = -5.82 dB
RF audio interference level = 11.47 dBV/m
Emission category: M4

MIF scaled E-field

Grid 1 **M4** **10.75 dBV/m**	Grid 2 **M4** **11.27 dBV/m**	Grid 3 **M4** **11.24 dBV/m**
Grid 4 **M4** **14.03 dBV/m**	Grid 5 **M4** **11.47 dBV/m**	Grid 6 **M4** **11.17 dBV/m**
Grid 7 **M4** **13.96 dBV/m**	Grid 8 **M4** **11.89 dBV/m**	Grid 9 **M4** **9.86 dBV/m**



0 dB = 5.031 V/m = 14.03 dBV/m

HAC-RF Emission ANT5 Wi-Fi 5GHz

Communication System: UID 10062 - CAC, IEEE 802.11a/h WiFi 5 GHz (OFDM, 6 Mbps); Frequency: 5745 MHz; Duty Cycle: 1:7.37564
Phantom section: RF Section
DASY5 Configuration:
- Probe: EF3DV3 - SN4041; ConvF(1, 1, 1) @ 5745 MHz; Calibrated: 3/18/2020
- Sensor-Surface: (Fix Surface)
- Electronics: DAE4 Sn1257; Calibrated: 10/10/2019
- Phantom: HAC Test Arch with AMCC; Type: SD HAC P01 BB
- Measurement SW: DASY52, Version 52.10 (2);SEMCAD X Version 14.6.12 (7470)

802.11a E-Field measurement/IEEE 802.11a_OFDM 6 Mbps Ch. 149/Hearing Aid Compatibility Test (101x101x1): Interpolated grid: dx=0.5000 mm, dy=0.5000 mm

Device Reference Point: 0, 0, -6.3 mm
Reference Value = 6.778 V/m; Power Drift = -0.06 dB
Applied MIF = -5.82 dB
RF audio interference level = 11.03 dBV/m
Emission category: M4

MIF scaled E-field

Grid 1 **M4** **9.84 dBV/m**	Grid 2 **M4** **11.03 dBV/m**	Grid 3 **M4** **11.02 dBV/m**
Grid 4 **M4** **13.87 dBV/m**	Grid 5 **M4** **10.27 dBV/m**	Grid 6 **M4** **10.13 dBV/m**
Grid 7 **M4** **14 dBV/m**	Grid 8 **M4** **10.8 dBV/m**	Grid 9 **M4** **10.02 dBV/m**



0 dB = 5.010 V/m = 14.00 dBV/m

HAC-RF Emission ANT5 Wi-Fi 5GHz

Communication System: UID 10062 - CAC, IEEE 802.11a/h WiFi 5 GHz (OFDM, 6 Mbps); Frequency: 5785 MHz; Duty Cycle: 1:7.37564
Phantom section: RF Section
DASY5 Configuration:
- Probe: EF3DV3 - SN4041; ConvF(1, 1, 1) @ 5785 MHz; Calibrated: 3/18/2020
- Sensor-Surface: (Fix Surface)
- Electronics: DAE4 Sn1257; Calibrated: 10/10/2019
- Phantom: HAC Test Arch with AMCC; Type: SD HAC P01 BB
- Measurement SW: DASY52, Version 52.10 (2);SEMCAD X Version 14.6.12 (7470)

802.11a E-Field measurement/IEEE 802.11a_OFDM 6 Mbps Ch. 157/Hearing Aid Compatibility Test (101x101x1): Interpolated grid: dx=0.5000 mm, dy=0.5000 mm

Device Reference Point: 0, 0, -6.3 mm
Reference Value = 7.460 V/m; Power Drift = 0.11 dB
Applied MIF = -5.82 dB
RF audio interference level = 12.48 dBV/m
Emission category: M4

MIF scaled E-field

Grid 1 **M4** **10.56 dBV/m**	Grid 2 **M4** **12.48 dBV/m**	Grid 3 **M4** **12.38 dBV/m**
Grid 4 **M4** **15.2 dBV/m**	Grid 5 **M4** **10.93 dBV/m**	Grid 6 **M4** **10.93 dBV/m**
Grid 7 **M4** **15.29 dBV/m**	Grid 8 **M4** **12.26 dBV/m**	Grid 9 **M4** **11.39 dBV/m**



0 dB = 5.812 V/m = 15.29 dBV/m

HAC-RF Emission ANT5 Wi-Fi 5GHz

Communication System: UID 10062 - CAC, IEEE 802.11a/h WiFi 5 GHz (OFDM, 6 Mbps); Frequency: 5825 MHz; Duty Cycle: 1:7.37564
Phantom section: RF Section
DASY5 Configuration:
- Probe: EF3DV3 - SN4041; ConvF(1, 1, 1) @ 5825 MHz; Calibrated: 3/18/2020
- Sensor-Surface: (Fix Surface)
- Electronics: DAE4 Sn1257; Calibrated: 10/10/2019
- Phantom: HAC Test Arch with AMCC; Type: SD HAC P01 BB
- Measurement SW: DASY52, Version 52.10 (2);SEMCAD X Version 14.6.12 (7470)

802.11a E-Field measurement/IEEE 802.11a_OFDM 6 Mbps Ch. 165/Hearing Aid Compatibility Test (101x101x1): Interpolated grid: dx=0.5000 mm, dy=0.5000 mm

Device Reference Point: 0, 0, -6.3 mm
Reference Value = 6.547 V/m; Power Drift = 0.19 dB
Applied MIF = -5.82 dB
RF audio interference level = 13.04 dBV/m
Emission category: M4

MIF scaled E-field

Grid 1 **M4** **10.86 dBV/m**	Grid 2 **M4** **13.04 dBV/m**	Grid 3 **M4** **12.74 dBV/m**
Grid 4 **M4** **15.52 dBV/m**	Grid 5 **M4** **10.91 dBV/m**	Grid 6 **M4** **10.91 dBV/m**
Grid 7 **M4** **15.8 dBV/m**	Grid 8 **M4** **12.79 dBV/m**	Grid 9 **M4** **11.98 dBV/m**



0 dB = 6.166 V/m = 15.80 dBV/m

HAC-RF Emission ANT7

Communication System: UID 10173 - CAG, LTE-TDD (SC-FDMA, 1 RB, 20 MHz, 16-QAM); Frequency: 3560 MHz; Duty Cycle: 1:8.8736
Phantom section: RF Section
DASY5 Configuration:
- Probe: EF3DV3 - SN4041; ConvF(1, 1, 1) @ 3560 MHz; Calibrated: 3/18/2020
- Sensor-Surface: (Fix Surface)
- Electronics: DAE4 Sn1257; Calibrated: 10/10/2019
- Phantom: HAC Test Arch with AMCC; Type: SD HAC P01 BB
- Measurement SW: DASY52, Version 52.10 (2);SEMCAD X Version 14.6.12 (7470)

LTE Band 48_E-Field measurement/SC-FDMA RB 1/49 20 MHz 16QAM Ch. 55340/Hearing Aid Compatibility Test (101x101x1): Interpolated grid: dx=0.5000 mm, dy=0.5000 mm

Device Reference Point: 0, 0, -6.3 mm
Reference Value = 8.319 V/m; Power Drift = -0.12 dB
Applied MIF = -1.44 dB
RF audio interference level = 21.28 dBV/m
Emission category: M4

MIF scaled E-field

Grid 1 **M4** **18.16 dBV/m**	Grid 2 **M4** **16.21 dBV/m**	Grid 3 **M4** **12.94 dBV/m**
Grid 4 **M4** **21.28 dBV/m**	Grid 5 **M4** **18.11 dBV/m**	Grid 6 **M4** **18.42 dBV/m**
Grid 7 **M4** **22.59 dBV/m**	Grid 8 **M4** **21.23 dBV/m**	Grid 9 **M4** **21.37 dBV/m**



0 dB = 13.48 V/m = 22.59 dBV/m

HAC-RF Emission ANT7

Communication System: UID 10173 - CAG, LTE-TDD (SC-FDMA, 1 RB, 20 MHz, 16-QAM); Frequency: 3603.3 MHz; Duty Cycle: 1:8.8736
Phantom section: RF Section
DASY5 Configuration:
- Probe: EF3DV3 - SN4041; ConvF(1, 1, 1) @ 3603.3 MHz; Calibrated: 3/18/2020
- Sensor-Surface: (Fix Surface)
- Electronics: DAE4 Sn1257; Calibrated: 10/10/2019
- Phantom: HAC Test Arch with AMCC; Type: SD HAC P01 BB
- Measurement SW: DASY52, Version 52.10 (2);SEMCAD X Version 14.6.12 (7470)

LTE Band 48_E-Field measurement/SC-FDMA RB 1/49 20 MHz 16QAM Ch. 55773/Hearing Aid Compatibility Test (101x101x1): Interpolated grid: dx=0.5000 mm, dy=0.5000 mm

Device Reference Point: 0, 0, -6.3 mm
Reference Value = 8.365 V/m; Power Drift = 0.08 dB
Applied MIF = -1.44 dB
RF audio interference level = 20.80 dBV/m
Emission category: M4

MIF scaled E-field

Grid 1 **M4** **17.97 dBV/m**	Grid 2 **M4** **15.46 dBV/m**	Grid 3 **M4** **13.05 dBV/m**
Grid 4 **M4** **20.8 dBV/m**	Grid 5 **M4** **17.83 dBV/m**	Grid 6 **M4** **18.25 dBV/m**
Grid 7 **M4** **21.83 dBV/m**	Grid 8 **M4** **20.61 dBV/m**	Grid 9 **M4** **20.86 dBV/m**

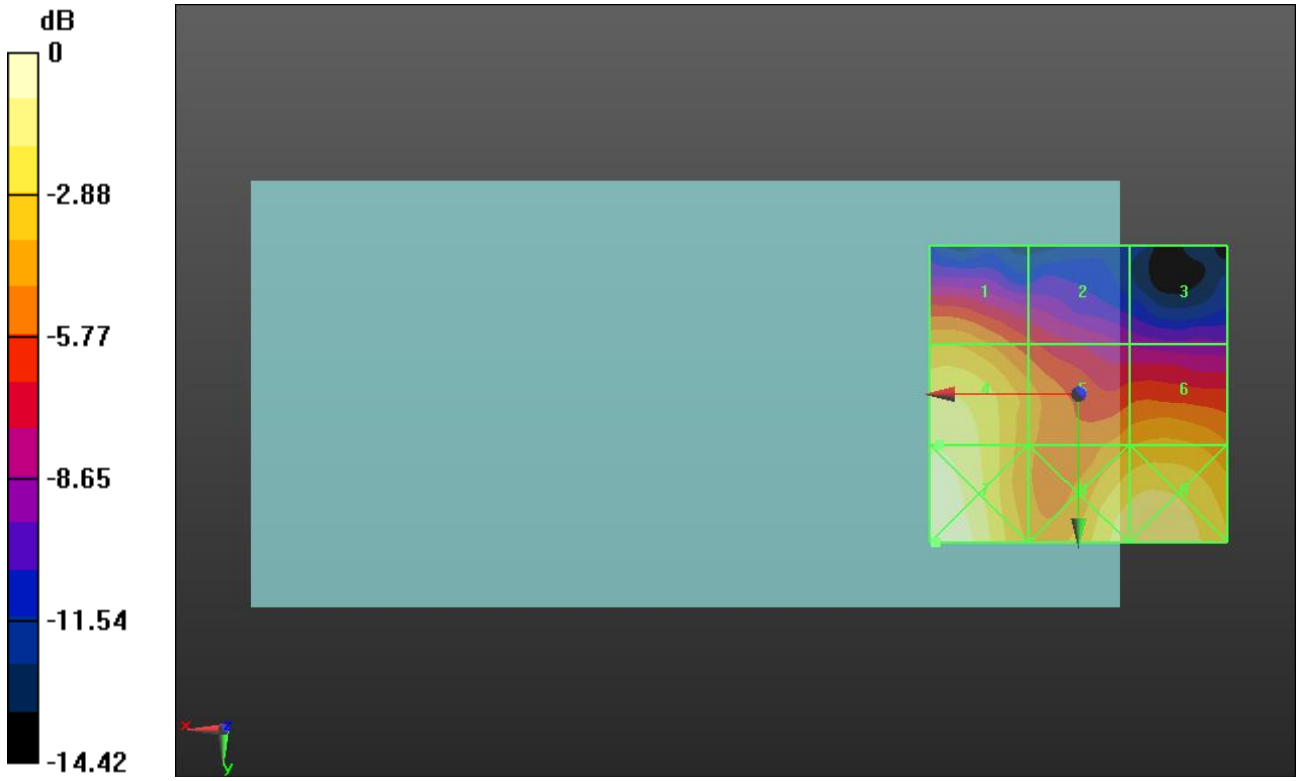

0 dB = 12.35 V/m = 21.83 dBV/m

HAC-RF Emission ANT7

Communication System: UID 10173 - CAG, LTE-TDD (SC-FDMA, 1 RB, 20 MHz, 16-QAM); Frequency: 3646.7 MHz; Duty Cycle: 1:8.8736
Phantom section: RF Section
DASY5 Configuration:
- Probe: EF3DV3 - SN4041; ConvF(1, 1, 1) @ 3646.7 MHz; Calibrated: 3/18/2020
- Sensor-Surface: (Fix Surface)
- Electronics: DAE4 Sn1257; Calibrated: 10/10/2019
- Phantom: HAC Test Arch with AMCC; Type: SD HAC P01 BB
- Measurement SW: DASY52, Version 52.10 (2);SEMCAD X Version 14.6.12 (7470)

LTE Band 48_E-Field measurement/SC-FDMA RB 1/49 20 MHz 16QAM Ch. 56207/Hearing Aid Compatibility Test (101x101x1): Interpolated grid: dx=0.5000 mm, dy=0.5000 mm

Device Reference Point: 0, 0, -6.3 mm
Reference Value = 8.125 V/m; Power Drift = 0.07 dB
Applied MIF = -1.44 dB
RF audio interference level = 20.30 dBV/m

Emission category: M4

MIF scaled E-field

Grid 1 **M4** **18.13 dBV/m**	Grid 2 **M4** **15.62 dBV/m**	Grid 3 **M4** **11.79 dBV/m**
Grid 4 **M4** **20.3 dBV/m**	Grid 5 **M4** **17.38 dBV/m**	Grid 6 **M4** **18 dBV/m**
Grid 7 **M4** **21.17 dBV/m**	Grid 8 **M4** **19.88 dBV/m**	Grid 9 **M4** **20.3 dBV/m**



0 dB = 11.44 V/m = 21.17 dBV/m

HAC-RF Emission ANT7

Communication System: UID 10173 - CAG, LTE-TDD (SC-FDMA, 1 RB, 20 MHz, 16-QAM); Frequency: 3690 MHz; Duty Cycle: 1:8.8736
Phantom section: RF Section
DASY5 Configuration:
- Probe: EF3DV3 - SN4041; ConvF(1, 1, 1) @ 3690 MHz; Calibrated: 3/18/2020
- Sensor-Surface: (Fix Surface)
- Electronics: DAE4 Sn1257; Calibrated: 10/10/2019
- Phantom: HAC Test Arch with AMCC; Type: SD HAC P01 BB
- Measurement SW: DASY52, Version 52.10 (2);SEMCAD X Version 14.6.12 (7470)

LTE Band 48_E-Field measurement/SC-FDMA RB 1/49 20 MHz 16QAM Ch. 56640/Hearing Aid Compatibility Test (101x101x1): Interpolated grid: dx=0.5000 mm, dy=0.5000 mm

Device Reference Point: 0, 0, -6.3 mm
Reference Value = 7.515 V/m; Power Drift = -0.10 dB
Applied MIF = -1.44 dB
RF audio interference level = 19.51 dBV/m
Emission category: M4

MIF scaled E-field

Grid 1 **M4** **18.35 dBV/m**	Grid 2 **M4** **15.5 dBV/m**	Grid 3 **M4** **12.32 dBV/m**
Grid 4 **M4** **19.96 dBV/m**	Grid 5 **M4** **17.06 dBV/m**	Grid 6 **M4** **18.01 dBV/m**
Grid 7 **M4** **20.49 dBV/m**	Grid 8 **M4** **18.65 dBV/m**	Grid 9 **M4** **19.51 dBV/m**

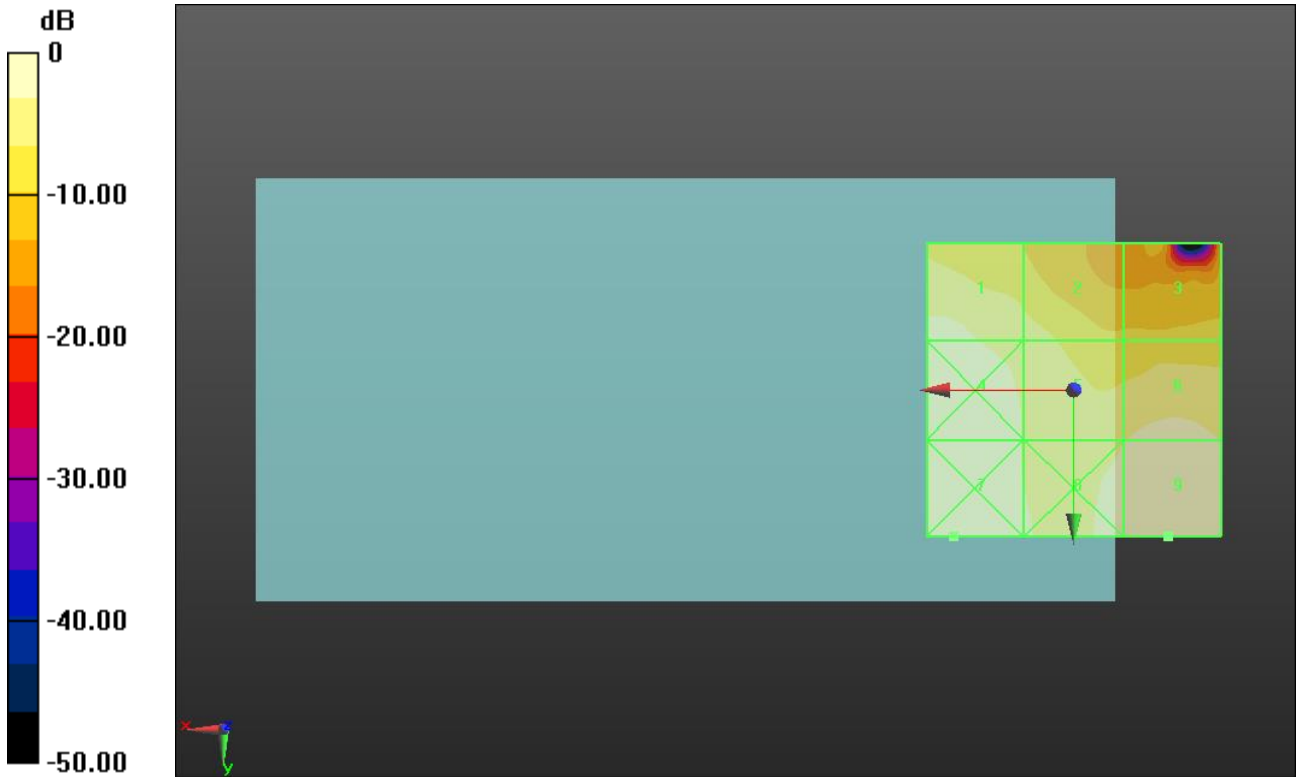

0 dB = 10.58 V/m = 20.49 dBV/m

HAC-RF Emission ANT8

Communication System: UID 10173 - CAG, LTE-TDD (SC-FDMA, 1 RB, 20 MHz, 16-QAM); Frequency: 3560 MHz; Duty Cycle: 1:8.8736
Phantom section: RF Section
DASY5 Configuration:
- Probe: EF3DV3 - SN4041; ConvF(1, 1, 1) @ 3560 MHz; Calibrated: 3/18/2020
- Sensor-Surface: (Fix Surface)
- Electronics: DAE4 Sn1257; Calibrated: 10/10/2019
- Phantom: HAC Test Arch with AMCC; Type: SD HAC P01 BB
- Measurement SW: DASY52, Version 52.10 (2);SEMCAD X Version 14.6.12 (7470)

LTE Band 48 E-Field measurement/SC-FDMA 1RB 20 MHz 16QAM Ch. 55340/Hearing Aid Compatibility Test (101x101x1): Interpolated grid: dx=0.5000 mm, dy=0.5000 mm

Device Reference Point: 0, 0, -6.3 mm
Reference Value = 16.31 V/m; Power Drift = -0.01 dB
Applied MIF = -1.44 dB
RF audio interference level = 21.20 dBV/m
Emission category: M4

MIF scaled E-field

Grid 1 **M4** **15.72 dBV/m**	Grid 2 **M4** **19.98 dBV/m**	Grid 3 **M4** **20.04 dBV/m**
Grid 4 **M4** **16.52 dBV/m**	Grid 5 **M4** **21.18 dBV/m**	Grid 6 **M4** **21.2 dBV/m**
Grid 7 **M4** **21.74 dBV/m**	Grid 8 **M4** **22.53 dBV/m**	Grid 9 **M4** **22.29 dBV/m**



0 dB = 13.38 V/m = 22.53 dBV/m

HAC-RF Emission ANT8

Communication System: UID 10173 - CAG, LTE-TDD (SC-FDMA, 1 RB, 20 MHz, 16-QAM); Frequency: 3603.3 MHz; Duty Cycle: 1:8.8736
Phantom section: RF Section
DASY5 Configuration:
- Probe: EF3DV3 - SN4041; ConvF(1, 1, 1) @ 3603.3 MHz; Calibrated: 3/18/2020
- Sensor-Surface: (Fix Surface)
- Electronics: DAE4 Sn1257; Calibrated: 10/10/2019
- Phantom: HAC Test Arch with AMCC; Type: SD HAC P01 BB
- Measurement SW: DASY52, Version 52.10 (2);SEMCAD X Version 14.6.12 (7470)

LTE Band 48 E-Field measurement/SC-FDMA 1RB 20 MHz 16QAM Ch. 55773/Hearing Aid Compatibility Test (101x101x1): Interpolated grid: dx=0.5000 mm, dy=0.5000 mm

Device Reference Point: 0, 0, -6.3 mm
Reference Value = 13.75 V/m; Power Drift = -0.10 dB
Applied MIF = -1.44 dB
RF audio interference level = 20.17 dBV/m
Emission category: M4

MIF scaled E-field

Grid 1 **M4** **14.71 dBV/m**	Grid 2 **M4** **19.15 dBV/m**	Grid 3 **M4** **19.3 dBV/m**
Grid 4 **M4** **15.45 dBV/m**	Grid 5 **M4** **20.11 dBV/m**	Grid 6 **M4** **20.17 dBV/m**
Grid 7 **M4** **21.66 dBV/m**	Grid 8 **M4** **22.49 dBV/m**	Grid 9 **M4** **22.32 dBV/m**



0 dB = 13.32 V/m = 22.49 dBV/m

HAC-RF Emission ANT8

Communication System: UID 10173 - CAG, LTE-TDD (SC-FDMA, 1 RB, 20 MHz, 16-QAM); Frequency: 3646.7 MHz; Duty Cycle: 1:8.8736
Phantom section: RF Section
DASY5 Configuration:
- Probe: EF3DV3 - SN4041; ConvF(1, 1, 1) @ 3646.7 MHz; Calibrated: 3/18/2020
- Sensor-Surface: (Fix Surface)
- Electronics: DAE4 Sn1257; Calibrated: 10/10/2019
- Phantom: HAC Test Arch with AMCC; Type: SD HAC P01 BB
- Measurement SW: DASY52, Version 52.10 (2);SEMCAD X Version 14.6.12 (7470)

LTE Band 48 E-Field measurement/SC-FDMA 1RB 20 MHz 16QAM Ch. 56207/Hearing Aid Compatibility Test (101x101x1): Interpolated grid: dx=0.5000 mm, dy=0.5000 mm

Device Reference Point: 0, 0, -6.3 mm
Reference Value = 10.83 V/m; Power Drift = -0.14 dB
Applied MIF = -1.44 dB
RF audio interference level = 19.29 dBV/m

Emission category: M4

MIF scaled E-field

Grid 1 **M4** **12.23 dBV/m**	Grid 2 **M4** **18.23 dBV/m**	Grid 3 **M4** **18.52 dBV/m**
Grid 4 **M4** **13.9 dBV/m**	Grid 5 **M4** **19.17 dBV/m**	Grid 6 **M4** **19.29 dBV/m**
Grid 7 **M4** **21.06 dBV/m**	Grid 8 **M4** **22.13 dBV/m**	Grid 9 **M4** **21.94 dBV/m**

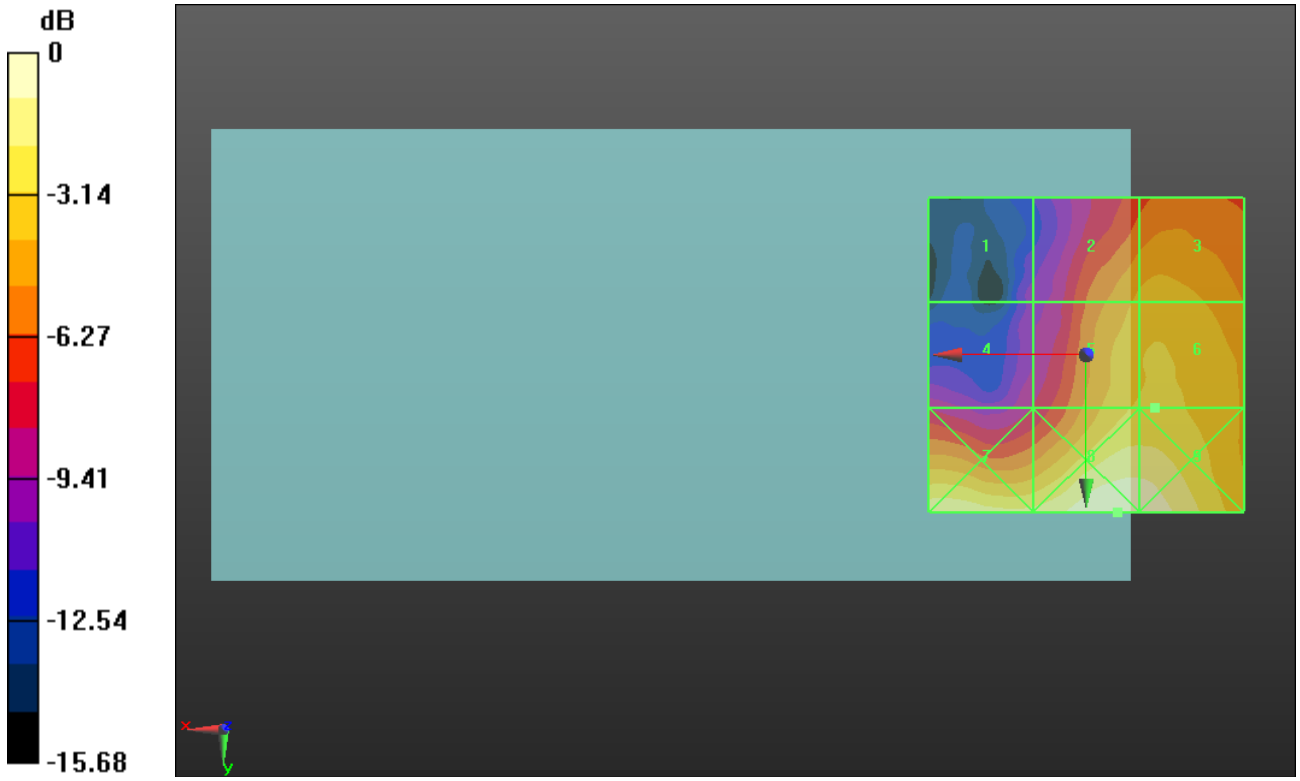

0 dB = 12.77 V/m = 22.12 dBV/m

HAC-RF Emission ANT8

Communication System: UID 10173 - CAG, LTE-TDD (SC-FDMA, 1 RB, 20 MHz, 16-QAM); Frequency: 3690 MHz; Duty Cycle: 1:8.8736
Phantom section: RF Section
DASY5 Configuration:
- Probe: EF3DV3 - SN4041; ConvF(1, 1, 1) @ 3690 MHz; Calibrated: 3/18/2020
- Sensor-Surface: (Fix Surface)
- Electronics: DAE4 Sn1257; Calibrated: 10/10/2019
- Phantom: HAC Test Arch with AMCC; Type: SD HAC P01 BB
- Measurement SW: DASY52, Version 52.10 (2);SEMCAD X Version 14.6.12 (7470)

LTE Band 48 E-Field measurement/SC-FDMA 1RB 20 MHz 16QAM Ch. 56640/Hearing Aid Compatibility Test (101x101x1): Interpolated grid: dx=0.5000 mm, dy=0.5000 mm

Device Reference Point: 0, 0, -6.3 mm
Reference Value = 9.887 V/m; Power Drift = -0.02 dB
Applied MIF = -1.44 dB
RF audio interference level = 19.18 dBV/m
Emission category: M4

MIF scaled E-field

Grid 1 **M4** **11.57 dBV/m**	Grid 2 **M4** **17.18 dBV/m**	Grid 3 **M4** **17.79 dBV/m**
Grid 4 **M4** **13.9 dBV/m**	Grid 5 **M4** **19.02 dBV/m**	Grid 6 **M4** **19.18 dBV/m**
Grid 7 **M4** **21.16 dBV/m**	Grid 8 **M4** **21.95 dBV/m**	Grid 9 **M4** **21.81 dBV/m**



0 dB = 12.52 V/m = 21.95 dBV/m

HAC-RF Emission ANT9

Communication System: UID 10173 - CAG, LTE-TDD (SC-FDMA, 1 RB, 20 MHz, 16-QAM); Frequency: 3560 MHz; Duty Cycle: 1:8.8736
Phantom section: RF Section
DASY5 Configuration:
- Probe: EF3DV3 - SN4041; ConvF(1, 1, 1) @ 3560 MHz; Calibrated: 3/18/2020
- Sensor-Surface: (Fix Surface)
- Electronics: DAE4 Sn1257; Calibrated: 10/10/2019
- Phantom: HAC Test Arch with AMCC; Type: SD HAC P01 BB
- Measurement SW: DASY52, Version 52.10 (2);SEMCAD X Version 14.6.12 (7470)

LTE Band 48 E-Field measurement/SC-FDMA 1RB 20 MHz 16QAM Ch. 55340/Hearing Aid Compatibility Test (101x101x1): Interpolated grid: dx=0.5000 mm, dy=0.5000 mm

Device Reference Point: 0, 0, -6.3 mm
Reference Value = 4.693 V/m; Power Drift = -0.17 dB
Applied MIF = -1.44 dB
RF audio interference level = 14.40 dBV/m
Emission category: M4

MIF scaled E-field

Grid 1 **M4** **13.8 dBV/m**	Grid 2 **M4** **15.94 dBV/m**	Grid 3 **M4** **16.1 dBV/m**
Grid 4 **M4** **13.26 dBV/m**	Grid 5 **M4** **12.27 dBV/m**	Grid 6 **M4** **12.87 dBV/m**
Grid 7 **M4** **14.4 dBV/m**	Grid 8 **M4** **12.87 dBV/m**	Grid 9 **M4** **13.27 dBV/m**



0 dB = 6.380 V/m = 16.10 dBV/m

HAC-RF Emission ANT9

Communication System: UID 10173 - CAG, LTE-TDD (SC-FDMA, 1 RB, 20 MHz, 16-QAM); Frequency: 3603.3 MHz; Duty Cycle: 1:8.8736
Phantom section: RF Section
DASY5 Configuration:
- Probe: EF3DV3 - SN4041; ConvF(1, 1, 1) @ 3603.3 MHz; Calibrated: 3/18/2020
- Sensor-Surface: (Fix Surface)
- Electronics: DAE4 Sn1257; Calibrated: 10/10/2019
- Phantom: HAC Test Arch with AMCC; Type: SD HAC P01 BB
- Measurement SW: DASY52, Version 52.10 (2);SEMCAD X Version 14.6.12 (7470)

LTE Band 48 E-Field measurement/SC-FDMA 1RB 20 MHz 16QAM Ch. 55773/Hearing Aid Compatibility Test (101x101x1): Interpolated grid: dx=0.5000 mm, dy=0.5000 mm

Device Reference Point: 0, 0, -6.3 mm
Reference Value = 4.726 V/m; Power Drift = 0.02 dB
Applied MIF = -1.44 dB
RF audio interference level = 13.46 dBV/m
Emission category: M4

MIF scaled E-field

Grid 1 **M4** **13.73 dBV/m**	Grid 2 **M4** **12.93 dBV/m**	Grid 3 **M4** **13.46 dBV/m**
Grid 4 **M4** **10.95 dBV/m**	Grid 5 **M4** **11.16 dBV/m**	Grid 6 **M4** **10.49 dBV/m**
Grid 7 **M4** **14.57 dBV/m**	Grid 8 **M4** **12.17 dBV/m**	Grid 9 **M4** **12.29 dBV/m**



0 dB = 5.352 V/m = 14.57 dBV/m

HAC-RF Emission ANT9

Communication System: UID 10173 - CAG, LTE-TDD (SC-FDMA, 1 RB, 20 MHz, 16-QAM); Frequency: 3646.7 MHz; Duty Cycle: 1:8.8736
Phantom section: RF Section
DASY5 Configuration:
- Probe: EF3DV3 - SN4041; ConvF(1, 1, 1) @ 3646.7 MHz; Calibrated: 3/18/2020
- Sensor-Surface: (Fix Surface)
- Electronics: DAE4 Sn1257; Calibrated: 10/10/2019
- Phantom: HAC Test Arch with AMCC; Type: SD HAC P01 BB
- Measurement SW: DASY52, Version 52.10 (2);SEMCAD X Version 14.6.12 (7470)

LTE Band 48 E-Field measurement/SC-FDMA 1RB 20 MHz 16QAM Ch. 56207/Hearing Aid Compatibility Test (101x101x1): Interpolated grid: dx=0.5000 mm, dy=0.5000 mm

Device Reference Point: 0, 0, -6.3 mm
Reference Value = 4.959 V/m; Power Drift = 0.05 dB
Applied MIF = -1.44 dB
RF audio interference level = 13.42 dBV/m
Emission category: M4

MIF scaled E-field

Grid 1 **M4** **15 dBV/m**	Grid 2 **M4** **12.73 dBV/m**	Grid 3 **M4** **13.42 dBV/m**
Grid 4 **M4** **12.94 dBV/m**	Grid 5 **M4** **11.18 dBV/m**	Grid 6 **M4** **10.67 dBV/m**
Grid 7 **M4** **14.56 dBV/m**	Grid 8 **M4** **13.04 dBV/m**	Grid 9 **M4** **12.83 dBV/m**

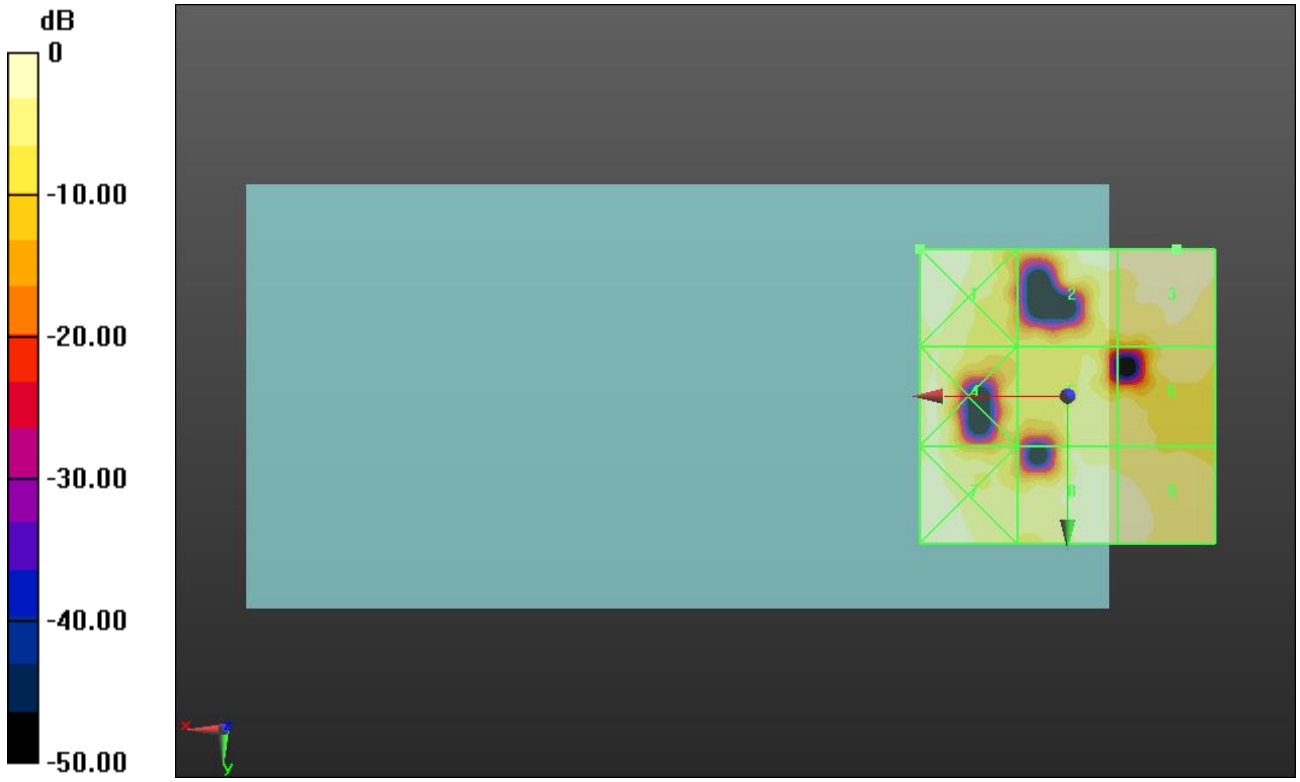

0 dB = 5.625 V/m = 15.00 dBV/m

HAC-RF Emission ANT9

Communication System: UID 10173 - CAG, LTE-TDD (SC-FDMA, 1 RB, 20 MHz, 16-QAM); Frequency: 3690 MHz; Duty Cycle: 1:8.8736
Phantom section: RF Section
DASY5 Configuration:
- Probe: EF3DV3 - SN4041; ConvF(1, 1, 1) @ 3690 MHz; Calibrated: 3/18/2020
- Sensor-Surface: (Fix Surface)
- Electronics: DAE4 Sn1257; Calibrated: 10/10/2019
- Phantom: HAC Test Arch with AMCC; Type: SD HAC P01 BB
- Measurement SW: DASY52, Version 52.10 (2);SEMCAD X Version 14.6.12 (7470)

LTE Band 48 E-Field measurement/SC-FDMA 1RB 20 MHz 16QAM Ch. 56640/Hearing Aid Compatibility Test (101x101x1): Interpolated grid: dx=0.5000 mm, dy=0.5000 mm

Device Reference Point: 0, 0, -6.3 mm
Reference Value = 4.732 V/m; Power Drift = 0.10 dB
Applied MIF = -1.44 dB
RF audio interference level = 12.92 dBV/m
Emission category: M4

MIF scaled E-field

Grid 1 **M4** **15.66 dBV/m**	Grid 2 **M4** **12.66 dBV/m**	Grid 3 **M4** **12.92 dBV/m**
Grid 4 **M4** **12.05 dBV/m**	Grid 5 **M4** **10.76 dBV/m**	Grid 6 **M4** **10.7 dBV/m**
Grid 7 **M4** **14.22 dBV/m**	Grid 8 **M4** **12.64 dBV/m**	Grid 9 **M4** **12.5 dBV/m**



0 dB = 6.071 V/m = 15.67 dBV/m