VERTICAL RESULT

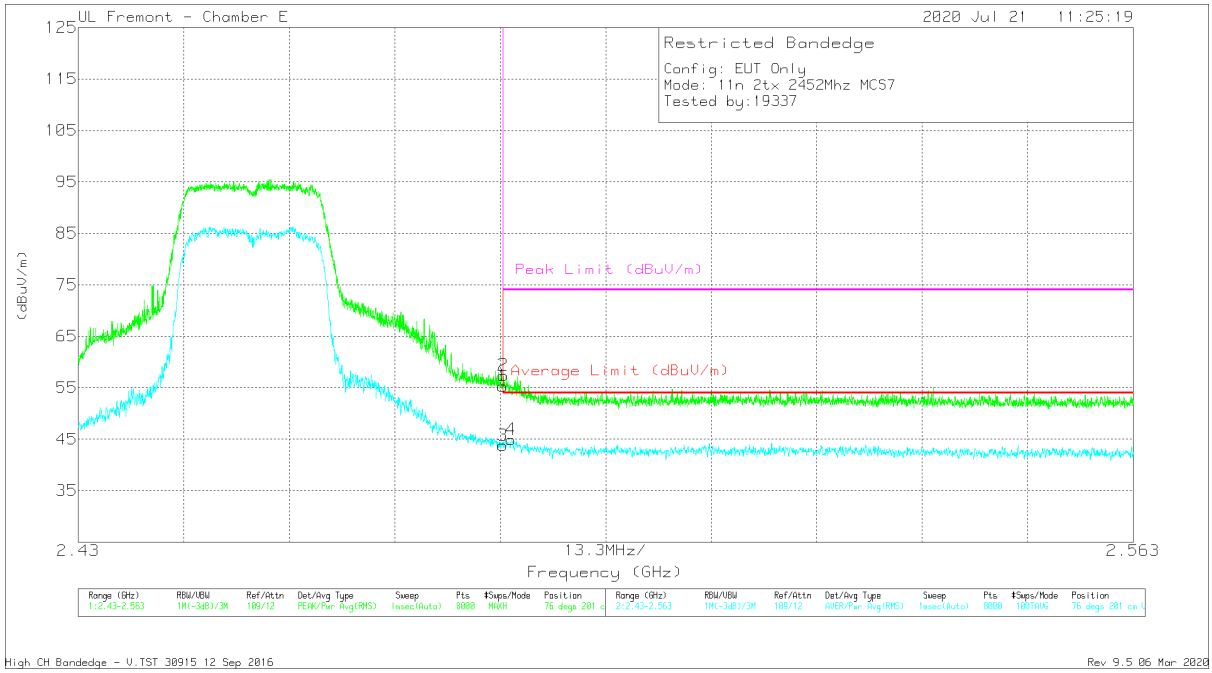

Marker	Frequency (GHz)	Meter Reading (dBuV)	Det	AF T712 (dB/m)	Amp/Cbl/Fltr/Pad (dB)	DC Corr (dB)	Corrected Reading (dBuV/m)	Average Limit (dBuV/m)	Margin (dB)	Peak Limit (dBuV/m)	PK Margin (dB)	Azimuth (Degs)	Height (cm)	Polarity
1	* 2.48351	40.96	Pk	32.8	-18.4	0	55.36	-	-	74	-18.64	76	201	V
2	* 2.48357	43.01	Pk	32.8	-18.4	0	57.41	-	-	74	-16.59	76	201	V
3	* 2.48351	29.38	RMS	32.8	-18.4	.6	44.38	54	-9.62	-	-	76	201	V
4	* 2.48457	30.52	RMS	32.8	-18.4	.6	45.52	54	-8.48	-	-	76	201	V

* - indicates frequency in CFR47 Pt 15 / IC RSS-Restricted Band
Pk - Peak detector
RMS - RMS detection

UL VERIFICATION SERVICES INC.
47173 Benicia Street, Fremont, CA 94538; USA TEL:(510) 319-4000 FAX:(510) 661-0888
This report shall not be reproduced except in full, without the written approval of UL Verification Services Inc.

BANDEDGE (HIGH CHANNEL, CH 10)

HORIZONTAL RESULT

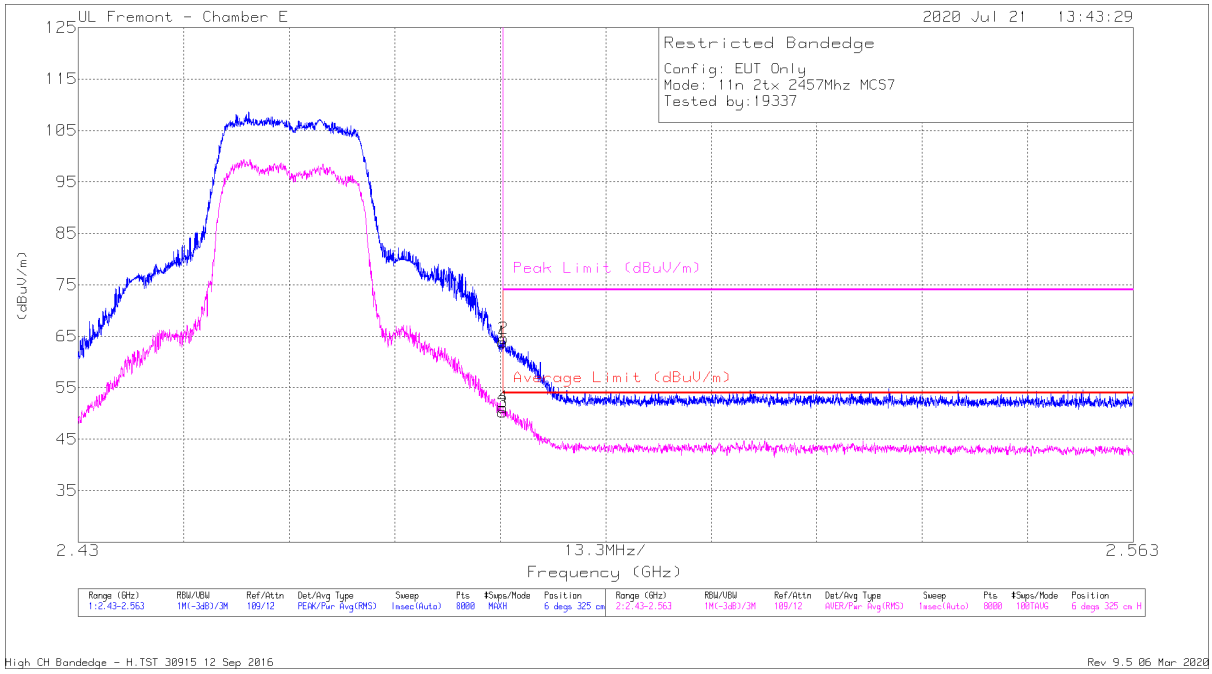

Marker	Frequency (GHz)	Meter Reading (dBuV)	Det	AF T712 (dB/m)	Amp/Cbl/Fltr/Pad (dB)	DC Corr (dB)	Corrected Reading (dBuV/m)	Average Limit (dBuV/m)	Margin (dB)	Peak Limit (dBuV/m)	PK Margin (dB)	Azimuth (Degs)	Height (cm)	Polarity
1	* 2.48351	49.45	Pk	32.8	-18.4	0	63.85	-	-	74	-10.15	6	325	H
2	* 2.48362	50.16	Pk	32.8	-18.4	0	64.56	-	-	74	-9.44	6	325	H
3	* 2.48351	35.27	RMS	32.8	-18.4	.6	50.27	54	-3.73	-	-	6	325	H
4	* 2.48356	36.15	RMS	32.8	-18.4	.6	51.15	54	-2.85	-	-	6	325	H

* - indicates frequency in CFR47 Pt 15 / IC RSS-Restricted Band
Pk - Peak detector
RMS - RMS detection

UL VERIFICATION SERVICES INC.
47173 Benicia Street, Fremont, CA 94538; USA TEL:(510) 319-4000 FAX:(510) 661-0888
This report shall not be reproduced except in full, without the written approval of UL Verification Services Inc.

VERTICAL RESULT

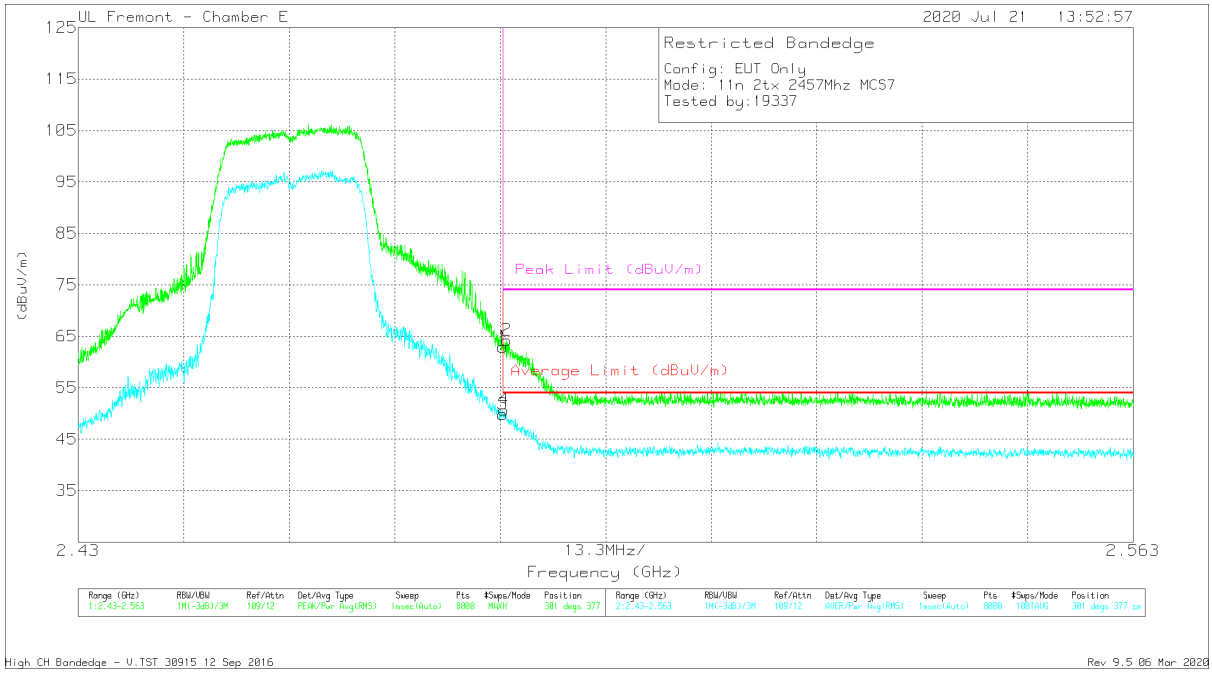

Marker	Frequency (GHz)	Meter Reading (dBuV)	Det	AF T712 (dB/m)	Amp/Cbl/Fltr/Pad (dB)	DC Corr (dB)	Corrected Reading (dBuV/m)	Average Limit (dBuV/m)	Margin (dB)	Peak Limit (dBuV/m)	PK Margin (dB)	Azimuth (Degs)	Height (cm)	Polarity
1	* 2.48351	48.55	Pk	32.8	-18.4	0	62.95	-	-	74	-11.05	301	377	V
2	* 2.48402	49.86	Pk	32.8	-18.4	0	64.26	-	-	74	-9.74	301	377	V
3	* 2.48351	34.86	RMS	32.8	-18.4	.6	49.86	54	-4.14	-	-	301	377	V
4	* 2.48366	35.69	RMS	32.8	-18.4	.6	50.69	54	-3.31	-	-	301	377	V

* - indicates frequency in CFR47 Pt 15 / IC RSS-Restricted Band
Pk - Peak detector
RMS - RMS detection

UL VERIFICATION SERVICES INC.
47173 Benicia Street, Fremont, CA 94538; USA TEL:(510) 319-4000 FAX:(510) 661-0888
This report shall not be reproduced except in full, without the written approval of UL Verification Services Inc.

BANDEDGE (HIGH CHANNEL, CH 11)

HORIZONTAL RESULT

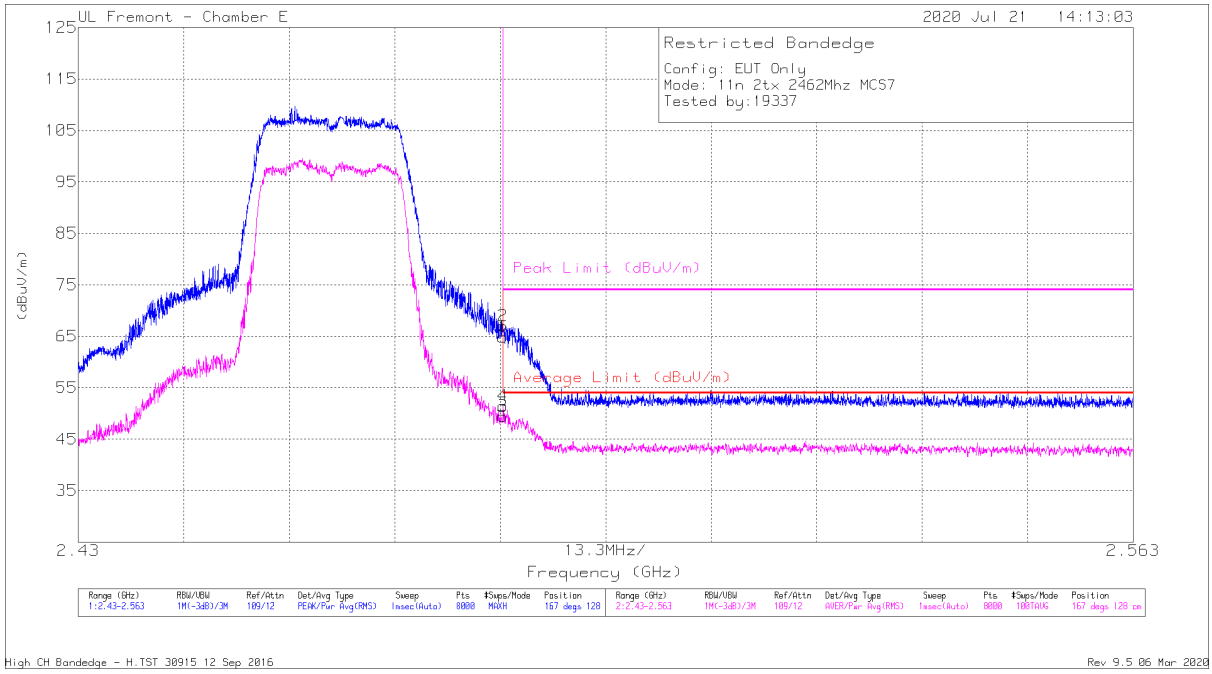

Marker	Frequency (GHz)	Meter Reading (dBuV)	Det	AF T712 (dB/m)	Amp/Cbl/Fltr/Pad (dB)	DC Corr (dB)	Corrected Reading (dBuV/m)	Average Limit (dBuV/m)	Margin (dB)	Peak Limit (dBuV/m)	PK Margin (dB)	Azimuth (Degs)	Height (cm)	Polarity
1	* 2.48351	50.47	Pk	32.8	-18.4	0	64.87	-	-	74	-9.13	167	128	H
2	* 2.48354	52.61	Pk	32.8	-18.4	0	67.01	-	-	74	-6.99	167	128	H
3	* 2.48351	34.45	RMS	32.8	-18.4	.6	49.45	54	-4.55	-	-	167	128	H
4	* 2.48356	36.49	RMS	32.8	-18.4	.6	51.49	54	-2.51	-	-	167	128	H

* - indicates frequency in CFR47 Pt 15 / IC RSS-Restricted Band
Pk - Peak detector
RMS - RMS detection

UL VERIFICATION SERVICES INC.
47173 Benicia Street, Fremont, CA 94538; USA TEL:(510) 319-4000 FAX:(510) 661-0888
This report shall not be reproduced except in full, without the written approval of UL Verification Services Inc.

VERTICAL RESULT

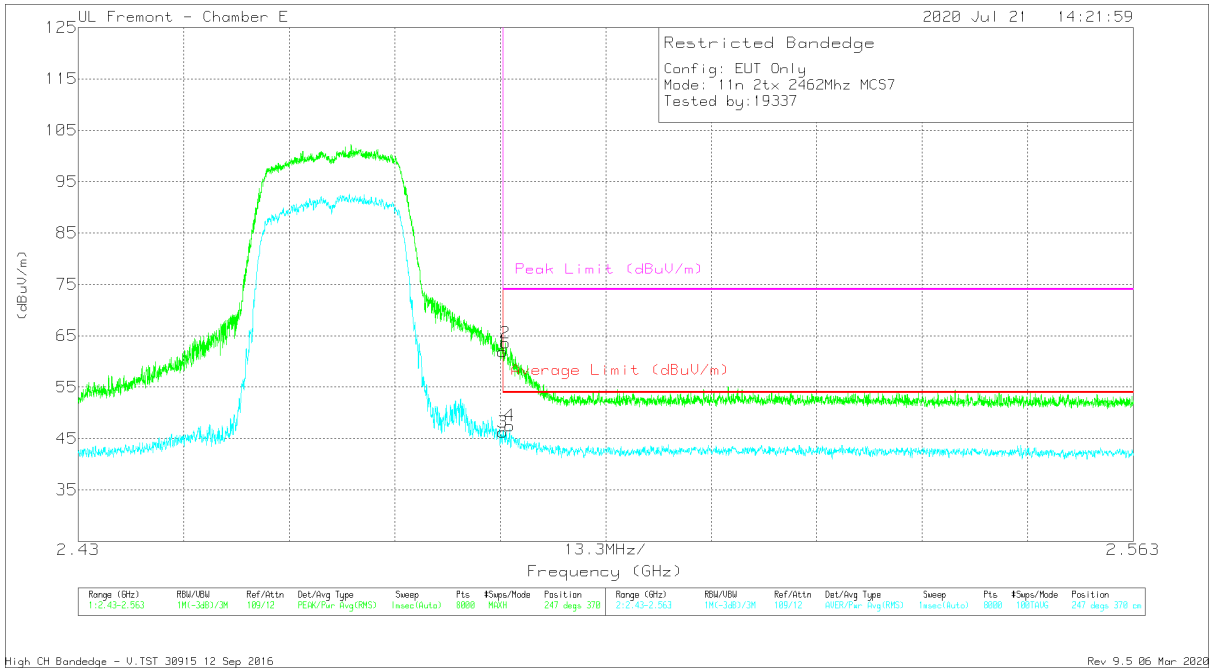

Marker	Frequency (GHz)	Meter Reading (dBuV)	Det	AF T712 (dB/m)	Amp/Cbl/Fltr/Pad (dB)	DC Corr (dB)	Corrected Reading (dBuV/m)	Average Limit (dBuV/m)	Margin (dB)	Peak Limit (dBuV/m)	PK Margin (dB)	Azimuth (Degs)	Height (cm)	Polarity
1	* 2.48351	47.52	Pk	32.8	-18.4	0	61.92	-	-	74	-12.08	247	370	V
2	* 2.48387	49.2	Pk	32.8	-18.4	0	63.6	-	-	74	-10.4	247	370	V
3	* 2.48351	31.22	RMS	32.8	-18.4	.6	46.22	54	-7.78	-	-	247	370	V
4	* 2.48439	32.52	RMS	32.8	-18.4	.6	47.52	54	-6.48	-	-	247	370	V

* - indicates frequency in CFR47 Pt 15 / IC RSS-Restricted Band
Pk - Peak detector
RMS - RMS detection

UL VERIFICATION SERVICES INC.
47173 Benicia Street, Fremont, CA 94538; USA TEL:(510) 319-4000 FAX:(510) 661-0888
This report shall not be reproduced except in full, without the written approval of UL Verification Services Inc.

BANDEDGE (HIGH CHANNEL, CH 12)

HORIZONTAL RESULT

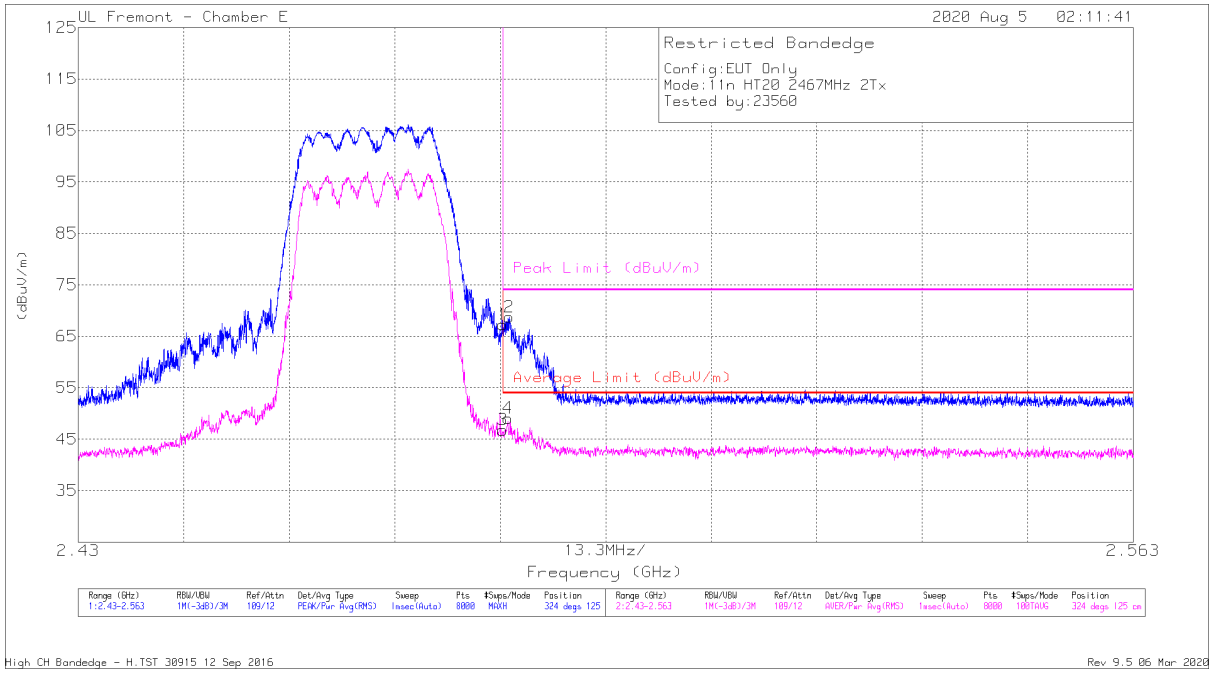

Marker	Frequency (GHz)	Meter Reading (dBuV)	Det	AF T712 (dB/m)	Amp/Cbl/Fltr/Pad (dB)	DC Corr (dB)	Corrected Reading (dBuV/m)	Average Limit (dBuV/m)	Margin (dB)	Peak Limit (dBuV/m)	PK Margin (dB)	Azimuth (Degs)	Height (cm)	Polarity
1	* 2.48351	52.85	Pk	32.8	-18.4	0	67.25	-	-	74	-6.75	324	125	H
3	* 2.48351	31.81	RMS	32.8	-18.4	.6	46.81	54	-7.19	-	-	324	125	H
4	* 2.48417	34.09	RMS	32.8	-18.4	.6	49.09	54	-4.91	-	-	324	125	H
2	* 2.48432	54.32	Pk	32.8	-18.4	0	68.72	-	-	74	-5.28	324	125	H

* - indicates frequency in CFR47 Pt 15 / IC RSS-Restricted Band
Pk - Peak detector
RMS - RMS detection

UL VERIFICATION SERVICES INC.
47173 Benicia Street, Fremont, CA 94538; USA TEL:(510) 319-4000 FAX:(510) 661-0888
This report shall not be reproduced except in full, without the written approval of UL Verification Services Inc.

VERTICAL RESULT

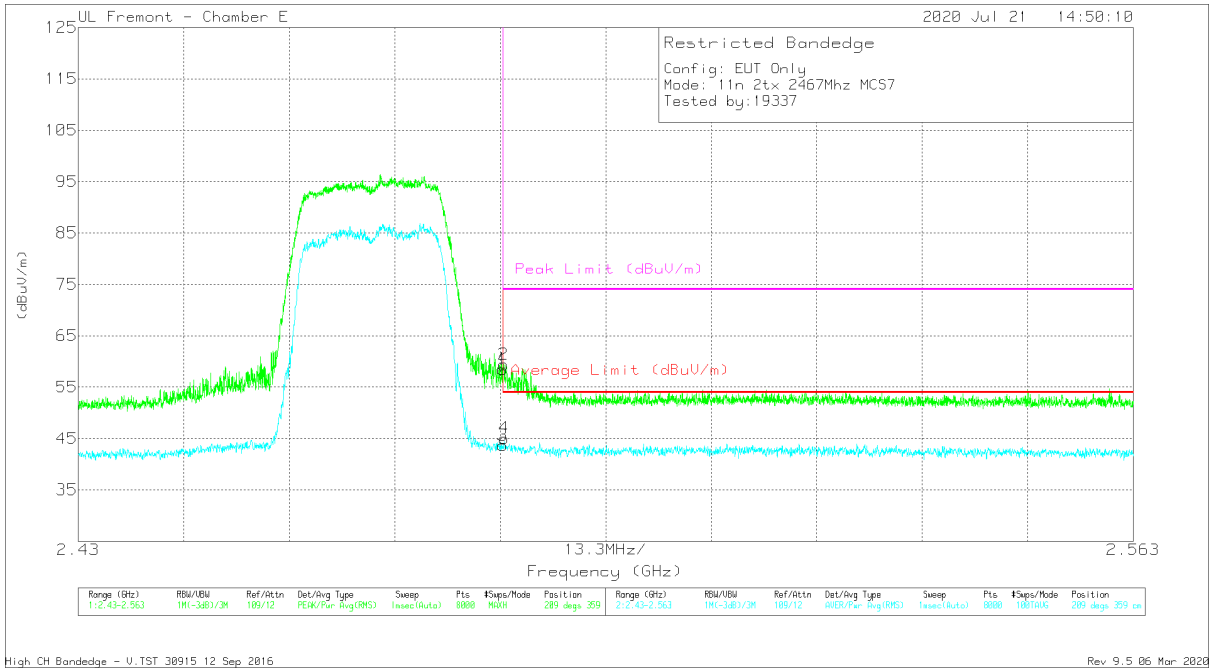

Marker	Frequency (GHz)	Meter Reading (dBuV)	Det	AF T712 (dB/m)	Amp/Cbl/Fltr/Pad (dB)	DC Corr (dB)	Corrected Reading (dBuV/m)	Average Limit (dBuV/m)	Margin (dB)	Peak Limit (dBuV/m)	PK Margin (dB)	Azimuth (Degs)	Height (cm)	Polarity
1	* 2.48351	44.11	Pk	32.8	-18.4	0	58.51	-	-	74	-15.49	209	359	V
2	* 2.48362	45.01	Pk	32.8	-18.4	0	59.41	-	-	74	-14.59	209	359	V
3	* 2.48351	28.65	RMS	32.8	-18.4	.6	43.65	54	-10.35	-	-	209	359	V
4	* 2.48367	30.08	RMS	32.8	-18.4	.6	45.08	54	-8.92	-	-	209	359	V

* - indicates frequency in CFR47 Pt 15 / IC RSS-Restricted Band
Pk - Peak detector
RMS - RMS detection

UL VERIFICATION SERVICES INC.
47173 Benicia Street, Fremont, CA 94538; USA TEL:(510) 319-4000 FAX:(510) 661-0888
This report shall not be reproduced except in full, without the written approval of UL Verification Services Inc.

BANDEDGE (HIGH CHANNEL, CH 13)

HORIZONTAL RESULT

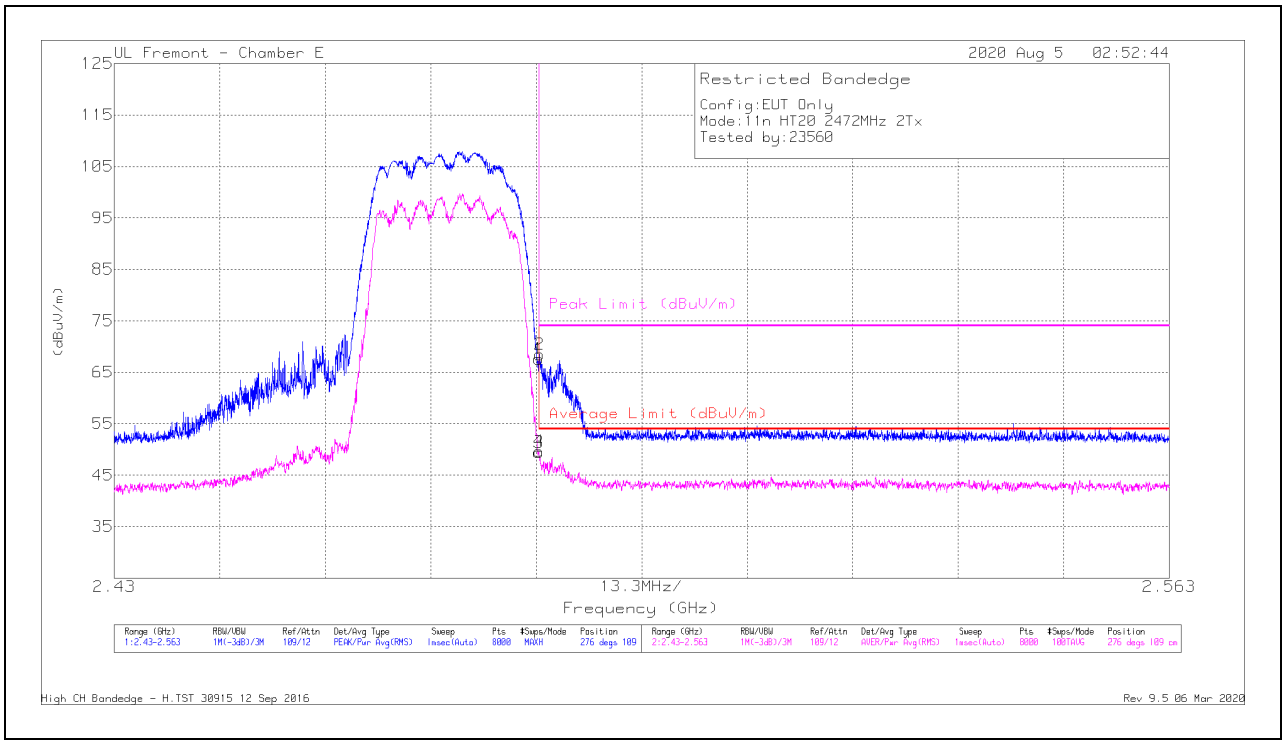

Marker	Frequency (GHz)	Meter Reading (dBuV)	Det	AF T712 (dB/m)	Amp/Cbl/Fltr/Pad (dB)	DC Corr (dB)	Corrected Reading (dBuV/m)	Average Limit (dBuV/m)	Margin (dB)	Peak Limit (dBuV/m)	PK Margin (dB)	Azimuth (Degs)	Height (cm)	Polarity
1	* 2.48351	53.21	Pk	32.8	-18.4	0	67.61	-	-	74	-6.39	276	109	H
2	* 2.48362	54.05	Pk	32.8	-18.4	0	68.45	-	-	74	-5.55	276	109	H
3	* 2.48351	34.45	RMS	32.8	-18.4	.6	49.45	54	-4.55	-	-	276	109	H
4	* 2.48352	34.66	RMS	32.8	-18.4	.6	49.66	54	-4.34	-	-	276	109	H

* - indicates frequency in CFR47 Pt 15 / IC RSS-Restricted Band
Pk - Peak detector
RMS - RMS detection

UL VERIFICATION SERVICES INC.
47173 Benicia Street, Fremont, CA 94538; USA TEL:(510) 319-4000 FAX:(510) 661-0888
This report shall not be reproduced except in full, without the written approval of UL Verification Services Inc.

VERTICAL RESULT

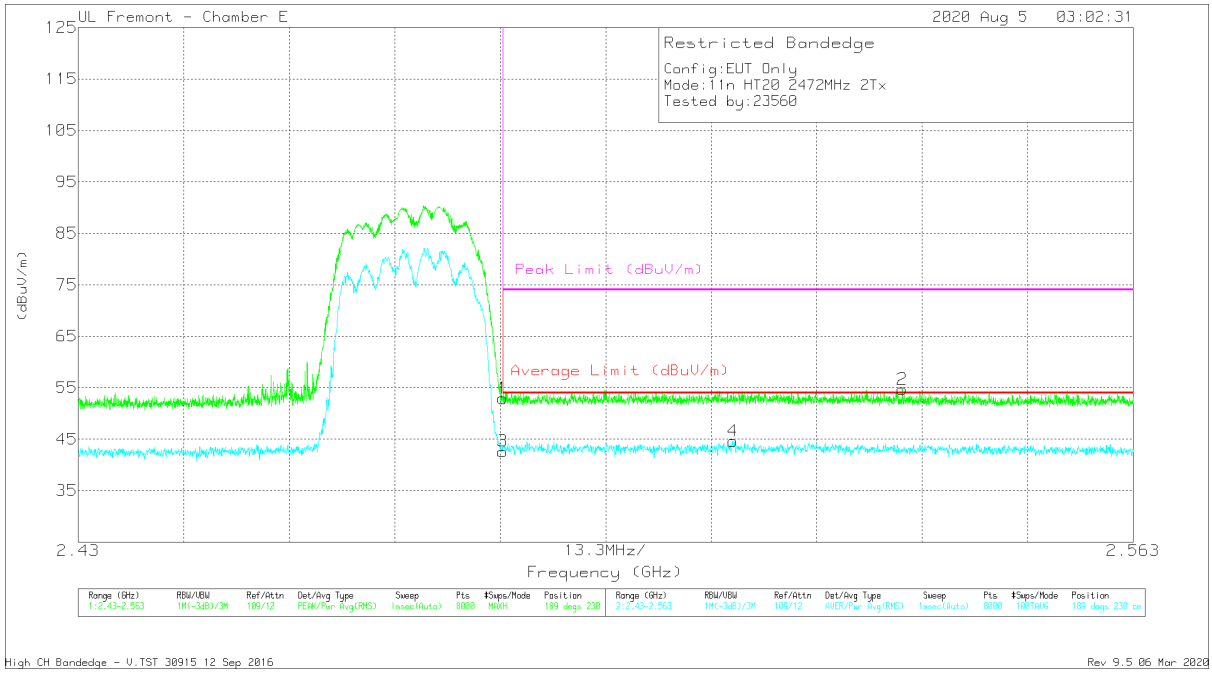

Marker	Frequency(GHz)	MeterReading (dBuV)	Det	AF T712 (dB/m)	Amp/Cbl/Fltr/Pad (dB)	DC Corr (dB)	CorrectedReading(dBuV/m)	Average Limit (dBuV/m)	Margin (dB)	Peak Limit (dBuV/m)	PK Margin (dB)	Azimuth(Degs)	Height(cm)	Polarity
1	* 2.48351	38.54	Pk	32.8	-18.4	0	52.94	-	-	74	-21.06	189	230	V
3	* 2.48351	27.64	RMS	32.8	-18.4	.6	42.64	54	-11.36	-	-	189	230	V
4	2.5125	29.42	RMS	32.9	-18.3	.6	44.62	54	-9.38	-	-	189	230	V
2	2.53389	40.39	Pk	32.7	-18.4	0	54.69	-	-	74	-19.31	189	230	V

* - indicates frequency in CFR47 Pt 15 / IC RSS-Restricted Band
Pk - Peak detector
RMS - RMS detection

UL VERIFICATION SERVICES INC.
47173 Benicia Street, Fremont, CA 94538; USA TEL:(510) 319-4000 FAX:(510) 661-0888
This report shall not be reproduced except in full, without the written approval of UL Verification Services Inc.

HARMONICS AND SPURIOUS EMISSIONS

LOW CHANNEL, CH 1 RESULTS

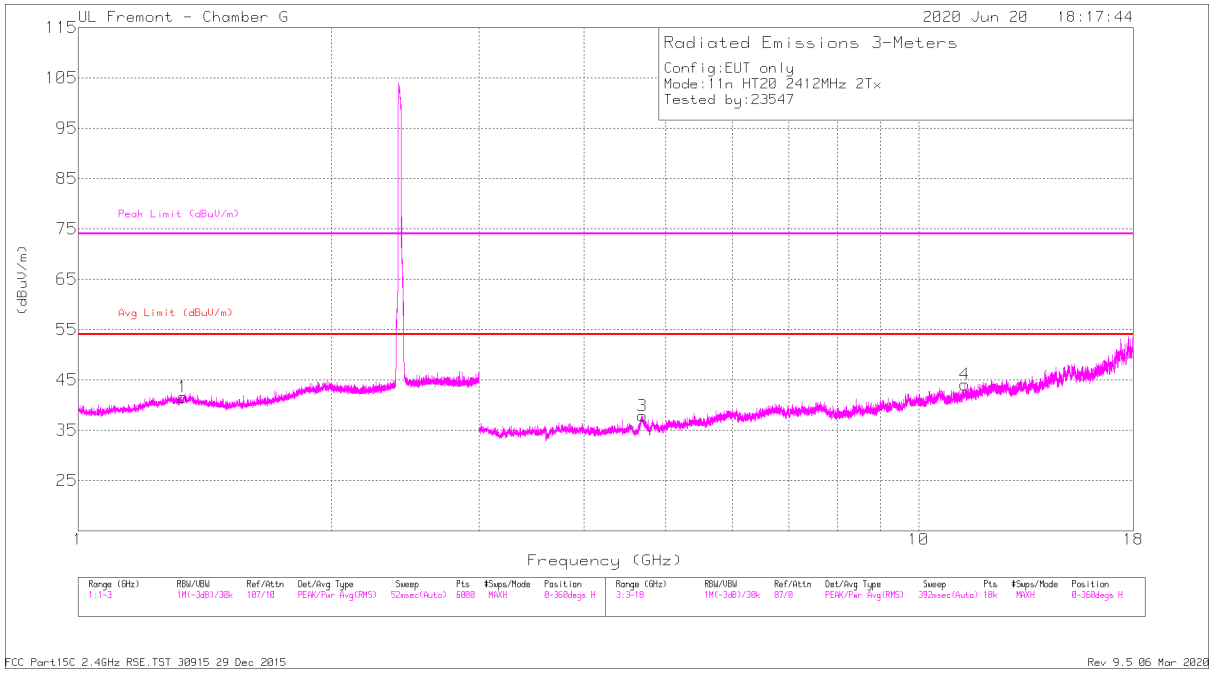

HORIZONTAL

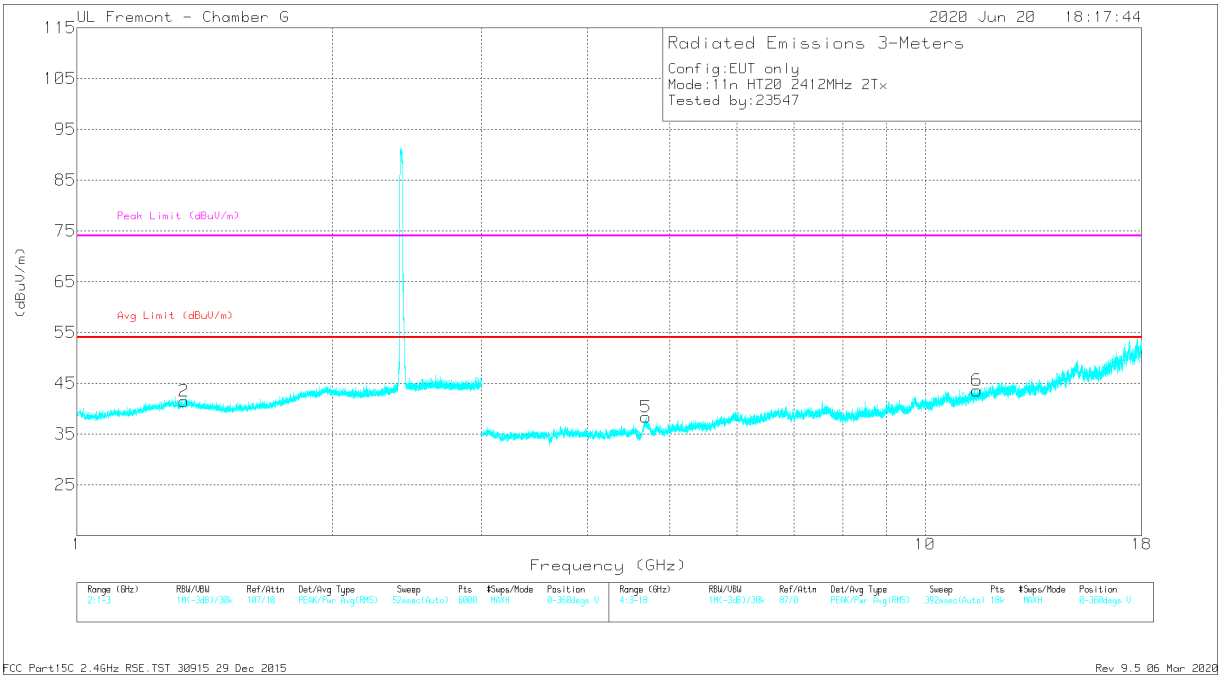

VERTICAL

UL VERIFICATION SERVICES INC.
47173 Benicia Street, Fremont, CA 94538; USA TEL:(510) 319-4000 FAX:(510) 661-0888

This report shall not be reproduced except in full, without the written approval of UL Verification Services Inc.

RADIATED EMISSIONS

Marker	Frequency (GHz)	Meter Reading (dBuV)	Det	AF T136 (dB/m)	Amp/Cbl/Fltr/Pad (dB)	Corrected Reading (dBuV/m)	Avg Limit (dBuV/m)	Margin (dB)	Peak Limit (dBuV/m)	PK Margin (dB)	Azimuth (Degs)	Height (cm)	Polarity
1	* 1.33275	44.02	PK2	29.4	-24.6	48.82	-	-	74	-25.18	61	107	H
	* 1.33295	31.59	MAv1	29.4	-24.6	36.39	54	-17.61	-	-	61	107	H
2	* 1.33677	45.45	PK2	29.6	-24.6	50.45	-	-	74	-23.55	274	127	V
	* 1.33896	31.33	MAv1	29.6	-24.6	36.33	54	-17.67	-	-	274	127	V
3	* 4.68659	40.66	PK2	34	-30.9	43.76	-	-	74	-30.24	137	248	H
	* 4.68706	27.86	MAv1	34	-30.9	30.96	54	-23.04	-	-	137	248	H
4	* 11.34888	36.56	PK2	38	-23.8	50.76	-	-	74	-23.24	289	101	H
	* 11.35048	23.64	MAv1	38	-23.8	37.84	54	-16.16	-	-	289	101	H
5	* 4.68477	40.03	PK2	34	-30.9	43.13	-	-	74	-30.87	50	189	V
	* 4.68668	27.69	MAv1	34	-30.9	30.79	54	-23.21	-	-	50	189	V
6	* 11.51272	36.51	PK2	38.2	-24.2	50.51	-	-	74	-23.49	100	261	V
	* 11.51203	24.01	MAv1	38.2	-24.2	38.01	54	-15.99	-	-	100	261	V

* - indicates frequency in CFR47 Pt 15 / IC RSS-Restricted Band
PK2 - KDB558074 Method: Maximum Peak
MAv1 - KDB558074 Option 1 Maximum RMS Average

UL VERIFICATION SERVICES INC.
47173 Benicia Street, Fremont, CA 94538; USA TEL:(510) 319-4000 FAX:(510) 661-0888

This report shall not be reproduced except in full, without the written approval of UL Verification Services Inc.

MID CHANNEL, CH 6 RESULTS

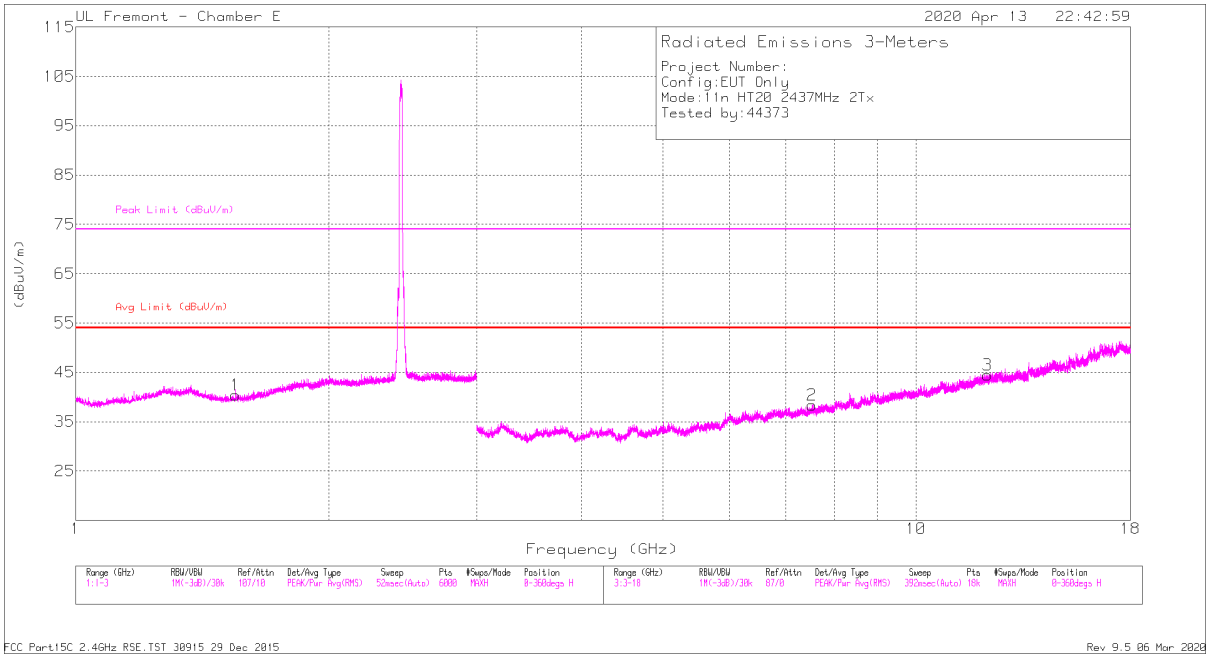

HORIZONTAL

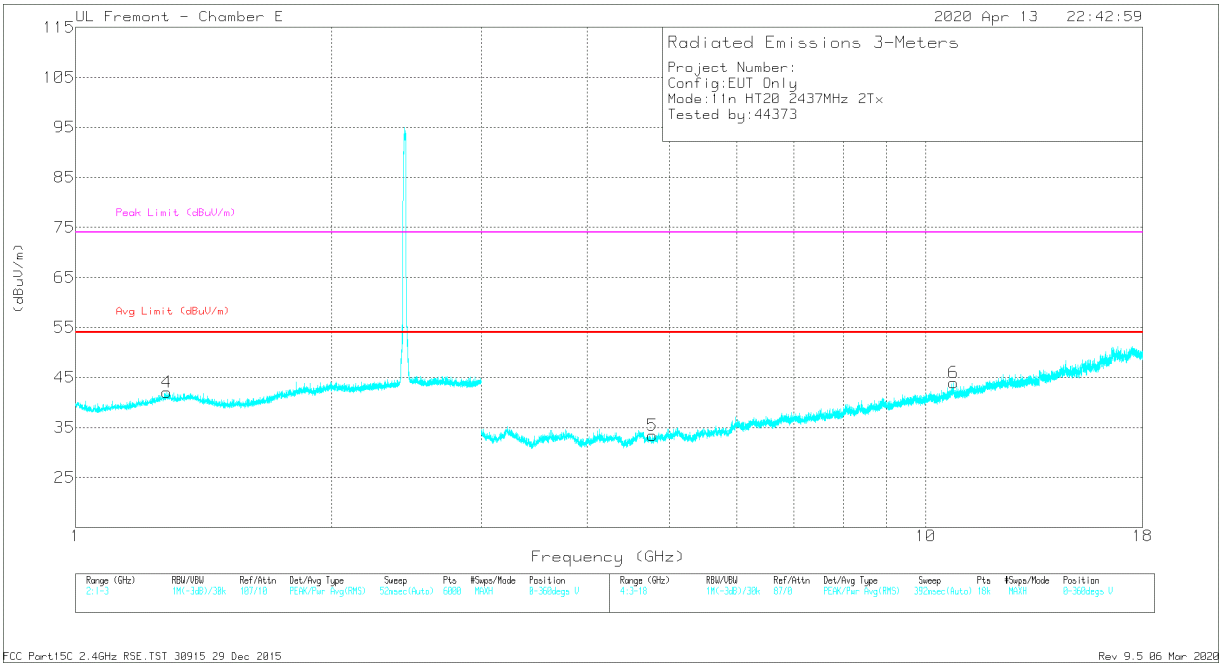

VERTICAL

UL VERIFICATION SERVICES INC.
47173 Benicia Street, Fremont, CA 94538; USA TEL:(510) 319-4000 FAX:(510) 661-0888

This report shall not be reproduced except in full, without the written approval of UL Verification Services Inc.

RADIATED EMISSIONS

Marker	Frequency (GHz)	Meter Reading (dBuV)	Det	AF T712 (dB/m)	Amp/Cbl/Fltr/Pad (dB)	Corrected Reading (dBuV/m)	Avg Limit (dBuV/m)	Margin (dB)	Peak Limit (dBuV/m)	PK Margin (dB)	Azimuth (Degs)	Height (cm)	Polarity
1	* 1.54683	45.51	PK2	28.3	-26.4	47.41	-	-	74	-26.59	360	101	H
	* 1.5493	34.01	MAv1	28.3	-26.4	35.91	54	-18.09	-	-	360	101	H
4	* 1.28061	45.38	PK2	29.7	-26.3	48.78	-	-	74	-25.22	360	101	V
	* 1.28109	33.89	MAv1	29.7	-26.3	37.29	54	-16.71	-	-	360	101	V
2	* 7.51784	36.98	PK2	35.7	-27.4	45.28	-	-	74	-28.72	360	101	H
	* 7.5171	25.9	MAv1	35.7	-27.4	34.2	54	-19.8	-	-	360	101	H
3	* 12.16857	35.01	PK2	38.8	-22.9	50.91	-	-	74	-23.09	360	101	H
	* 12.17145	24.35	MAv1	38.8	-22.9	40.25	54	-13.75	-	-	360	101	H
5	* 4.77237	39.19	PK2	34.2	-32	41.39	-	-	74	-32.61	360	101	V
	* 4.77127	27.85	MAv1	34.2	-32	30.05	54	-23.95	-	-	360	101	V
6	* 10.77921	36.31	PK2	37.7	-24.3	49.71	-	-	74	-24.29	360	101	V
	* 10.77883	25.59	MAv1	37.7	-24.3	38.99	54	-15.01	-	-	360	101	V

* - indicates frequency in CFR47 Pt 15 / IC RSS-Restricted Band
PK2 - KDB558074 Method: Maximum Peak
MAv1 - KDB558074 Option 1 Maximum RMS Average

UL VERIFICATION SERVICES INC.
47173 Benicia Street, Fremont, CA 94538; USA TEL:(510) 319-4000 FAX:(510) 661-0888

This report shall not be reproduced except in full, without the written approval of UL Verification Services Inc.

HIGH CHANNEL, CH 13 RESULTS

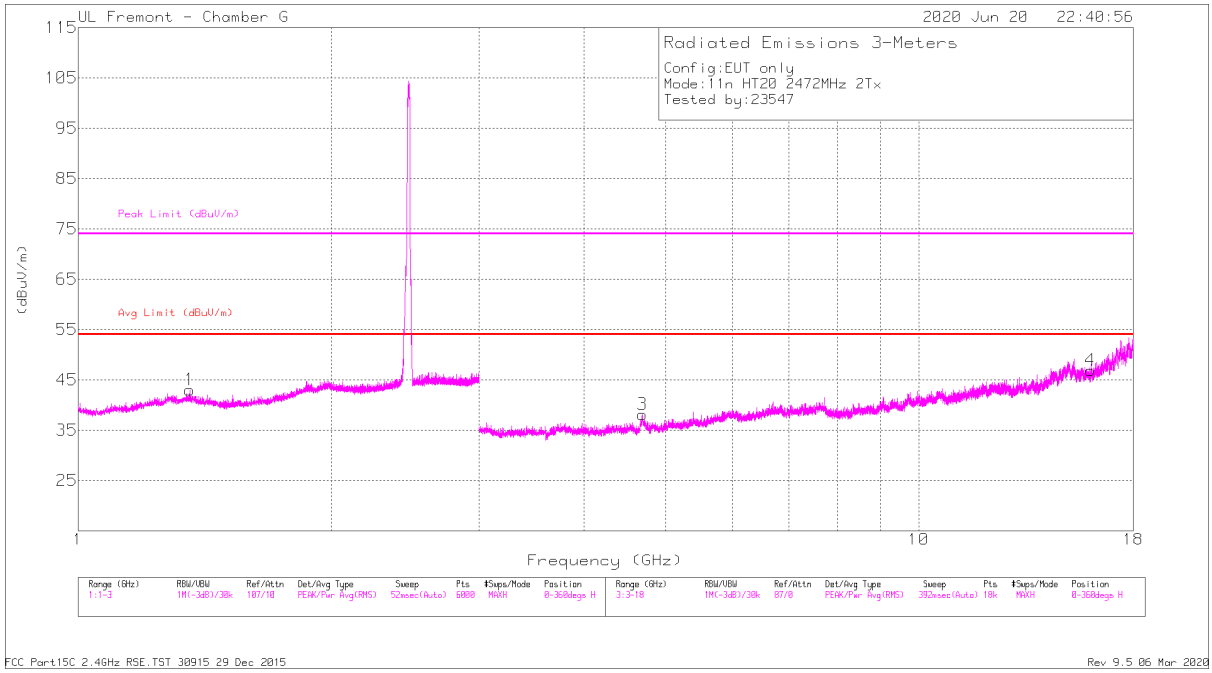

HORIZONTAL

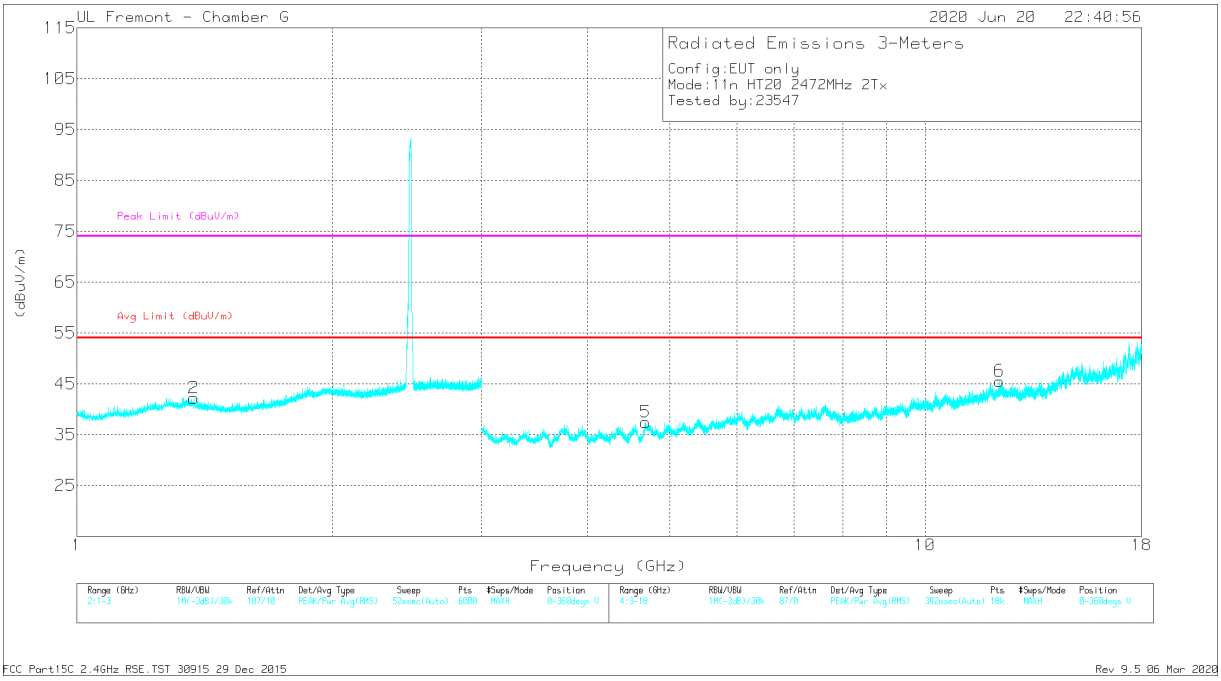

VERTICAL

UL VERIFICATION SERVICES INC.
47173 Benicia Street, Fremont, CA 94538; USA TEL:(510) 319-4000 FAX:(510) 661-0888

This report shall not be reproduced except in full, without the written approval of UL Verification Services Inc.

RADIATED EMISSIONS

Marker	Frequency (GHz)	Meter Reading (dBuV)	Det	AF T136 (dB/m)	Amp/Cbl/Fltr/Pad (dB)	Corrected Reading (dBuV/m)	Avg Limit (dBuV/m)	Margin (dB)	Peak Limit (dBuV/m)	PK Margin (dB)	Azimuth (Degs)	Height (cm)	Polarity
1	* 1.35668	44.13	PK2	29.8	-24.5	49.43	-	-	74	-24.57	134	102	H
	* 1.35765	30.86	MAv1	29.8	-24.5	36.16	54	-17.84	-	-	134	102	H
2	* 1.37484	43.77	PK2	29.5	-24.4	48.87	-	-	74	-25.13	73	128	V
	* 1.37234	31.07	MAv1	29.6	-24.5	36.17	54	-17.83	-	-	73	128	V
3	* 4.68841	40.03	PK2	34	-30.9	43.13	-	-	74	-30.87	250	122	H
	* 4.68811	27.59	MAv1	34	-30.9	30.69	54	-23.31	-	-	250	122	H
4	* 16.0165	36.45	PK2	41.1	-23	54.55	-	-	74	-19.45	341	172	H
	* 16.01784	22.54	MAv1	41.1	-23	40.64	54	-13.36	-	-	341	172	H
5	* 4.68337	39.94	PK2	34	-30.9	43.04	-	-	74	-30.96	39	170	V
	* 4.68244	27.51	MAv1	34	-30.9	30.61	54	-23.39	-	-	39	170	V
6	* 12.23838	36.48	PK2	39	-23.7	51.78	-	-	74	-22.22	133	233	V
	* 12.23875	23.69	MAv1	39	-23.7	38.99	54	-15.01	-	-	133	233	V

* - indicates frequency in CFR47 Pt 15 / IC RSS-Restricted Band
PK2 - KDB558074 Method: Maximum Peak
MAv1 - KDB558074 Option 1 Maximum RMS Average

UL VERIFICATION SERVICES INC.
47173 Benicia Street, Fremont, CA 94538; USA TEL:(510) 319-4000 FAX:(510) 661-0888

This report shall not be reproduced except in full, without the written approval of UL Verification Services Inc.

10.1.3. TX ABOVE 1 GHz 802.11ax HE20 MODE IN THE 2.4 GHz BAND

1TX ANT 4 MODE: 26-Tones, RU Index 0

BANDEDGE (LOW CHANNEL, CH 1)

HORIZONTAL RESULT

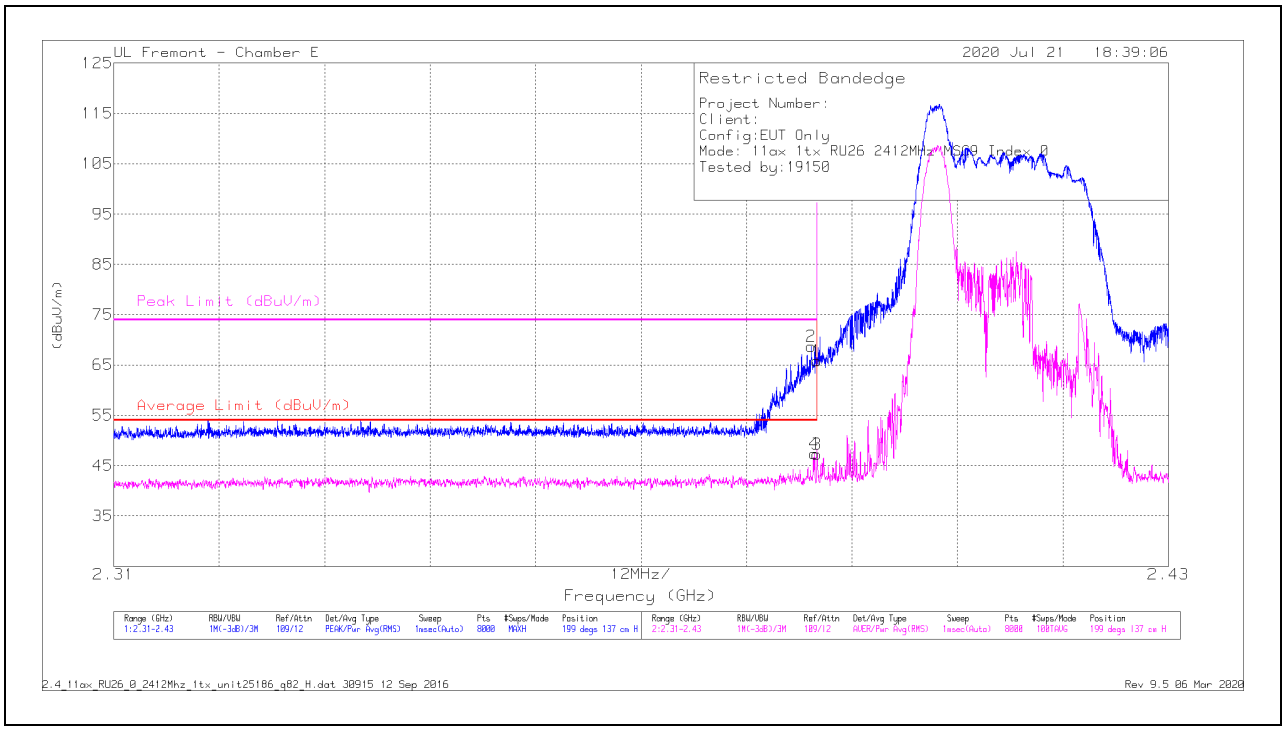

Marker	Frequency (GHz)	Meter Reading (dBuV)	Det	AF T712 (dB/m)	Amp/Cbl/Fltr/Pad (dB)	Corrected Reading (dBuV/m)	Average Limit (dBuV/m)	Margin (dB)	Peak Limit (dBuV/m)	PK Margin (dB)	Azimuth (Degs)	Height (cm)	Polarity
1	* 2.38999	51.98	Pk	32.2	-18.4	65.78	-	-	74	-8.22	199	137	H
2	* 2.38935	54.86	Pk	32.2	-18.4	68.66	-	-	74	-5.34	199	137	H
3	* 2.38999	33.49	RMS	32.2	-18.4	47.29	54	-6.71	-	-	199	137	H
4	* 2.38972	33.58	RMS	32.2	-18.4	47.38	54	-6.62	-	-	199	137	H

* - indicates frequency in CFR47 Pt 15 / IC RSS-Restricted Band
Pk - Peak detector

UL VERIFICATION SERVICES INC.
47173 Benicia Street, Fremont, CA 94538; USA TEL:(510) 319-4000 FAX:(510) 661-0888
This report shall not be reproduced except in full, without the written approval of UL Verification Services Inc.

VERTICAL RESULT

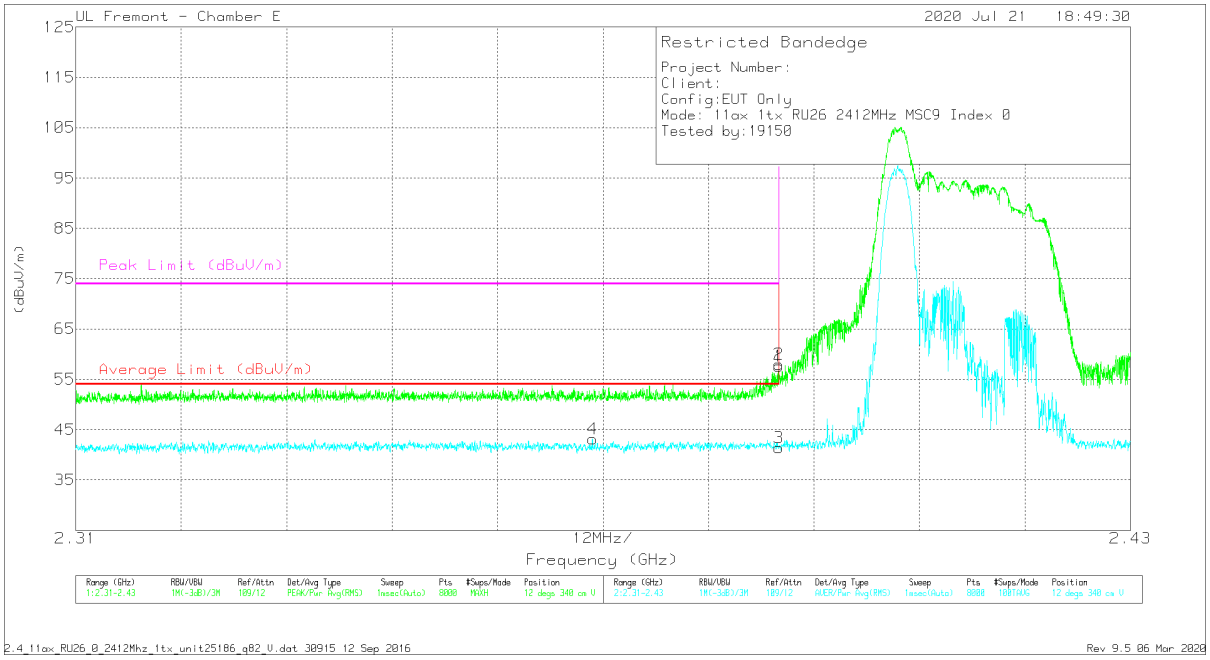

Marker	Frequency (GHz)	Meter Reading (dBuV)	Det	AF T712 (dB/m)	Amp/Cbl/Fltr/Pad (dB)	Corrected Reading (dBuV/m)	Average Limit (dBuV/m)	Margin (dB)	Peak Limit (dBuV/m)	PK Margin (dB)	Azimuth (Degs)	Height (cm)	Polarity
1	* 2.38999	43.77	Pk	32.2	-18.4	57.57	-	-	74	-16.43	12	340	V
2	* 2.38998	44.24	Pk	32.2	-18.4	58.04	-	-	74	-15.96	12	340	V
3	* 2.38999	27.63	RMS	32.2	-18.4	41.43	54	-12.57	-	-	12	340	V
4	* 2.36879	29.41	RMS	32.1	-18.4	43.11	54	-10.89	-	-	12	340	V

* - indicates frequency in CFR47 Pt 15 / IC RSS-Restricted Band
Pk - Peak detector
RMS - RMS detection

UL VERIFICATION SERVICES INC.
47173 Benicia Street, Fremont, CA 94538; USA TEL:(510) 319-4000 FAX:(510) 661-0888

This report shall not be reproduced except in full, without the written approval of UL Verification Services Inc.

BANDEDGE (LOW CHANNEL, CH 2)

HORIZONTAL RESULT

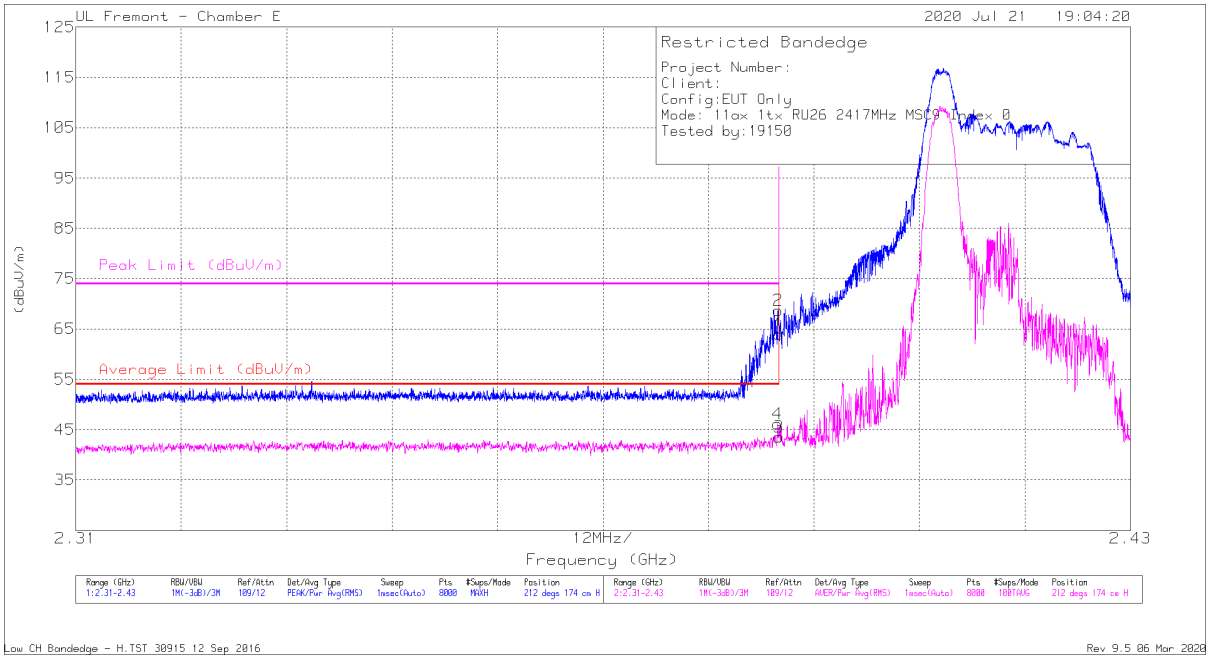

Marker	Frequency (GHz)	Meter Reading (dBuV)	Det	AF T712 (dB/m)	Amp/Cbl/Fltr/Pad (dB)	Corrected Reading (dBuV/m)	Average Limit (dBuV/m)	Margin (dB)	Peak Limit (dBuV/m)	PK Margin (dB)	Azimuth (Degs)	Height (cm)	Polarity
1	* 2.38999	50.21	Pk	32.2	-18.4	64.01	-	-	74	-9.99	212	174	H
2	* 2.3899	54.88	Pk	32.2	-18.4	68.68	-	-	74	-5.32	212	174	H
3	* 2.38999	29.68	RMS	32.2	-18.4	43.48	54	-10.52	-	-	212	174	H
4	* 2.38987	32.31	RMS	32.2	-18.4	46.11	54	-7.89	-	-	212	174	H

* - indicates frequency in CFR47 Pt 15 / IC RSS-Restricted Band
Pk - Peak detector
RMS - RMS detection

UL VERIFICATION SERVICES INC.
47173 Benicia Street, Fremont, CA 94538; USA TEL:(510) 319-4000 FAX:(510) 661-0888
This report shall not be reproduced except in full, without the written approval of UL Verification Services Inc.

VERTICAL RESULT

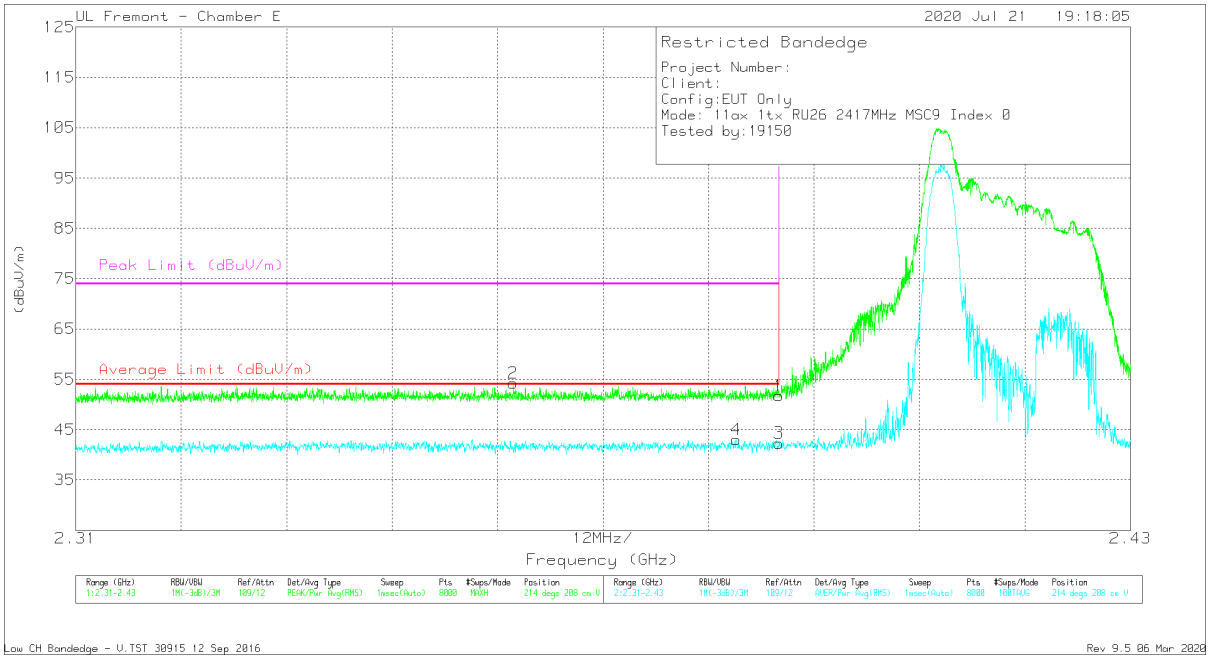

Marker	Frequency (GHz)	Meter Reading (dBuV)	Det	AF T712 (dB/m)	Amp/Cbl/Fltr/Pad (dB)	Corrected Reading (dBuV/m)	Average Limit (dBuV/m)	Margin (dB)	Peak Limit (dBuV/m)	PK Margin (dB)	Azimuth (Degs)	Height (cm)	Polarity
1	* 2.38999	37.9	Pk	32.2	-18.4	51.7	-	-	74	-22.3	214	208	V
2	* 2.35976	40.54	Pk	32.1	-18.4	54.24	-	-	74	-19.76	214	208	V
3	* 2.38999	28.54	RMS	32.2	-18.4	42.34	54	-11.66	-	-	214	208	V
4	* 2.38513	29.2	RMS	32.2	-18.4	43	54	-11	-	-	214	208	V

* - indicates frequency in CFR47 Pt 15 / IC RSS-Restricted Band
Pk - Peak detector
RMS - RMS detection

UL VERIFICATION SERVICES INC.
47173 Benicia Street, Fremont, CA 94538; USA TEL:(510) 319-4000 FAX:(510) 661-0888
This report shall not be reproduced except in full, without the written approval of UL Verification Services Inc.

BANDEDGE (LOW CHANNEL, CH 3)

HORIZONTAL RESULT

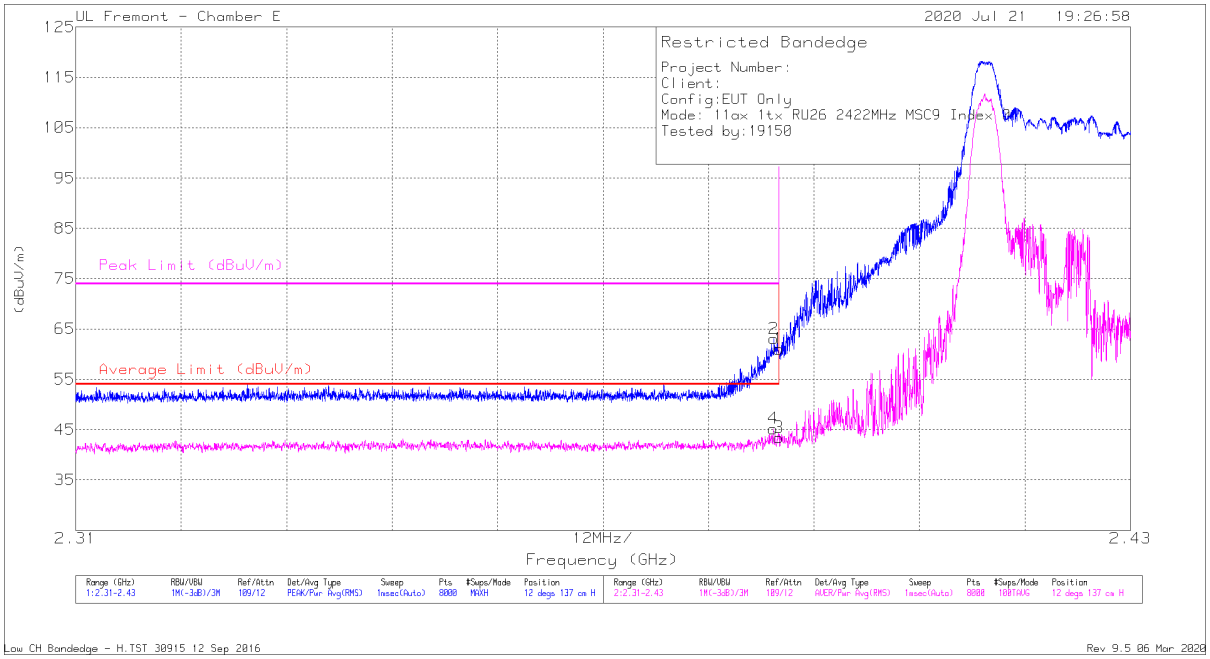

Marker	Frequency (GHz)	Meter Reading (dBuV)	Det	AF T712 (dB/m)	Amp/Cbl/Fltr/Pad (dB)	Corrected Reading (dBuV/m)	Average Limit (dBuV/m)	Margin (dB)	Peak Limit (dBuV/m)	PK Margin (dB)	Azimuth (Degs)	Height (cm)	Polarity
1	* 2.38999	47.24	Pk	32.2	-18.4	61.04	-	-	74	-12.96	12	137	H
2	* 2.38942	49.29	Pk	32.2	-18.4	63.09	-	-	74	-10.91	12	137	H
3	* 2.38999	29.66	RMS	32.2	-18.4	43.46	54	-10.54	-	-	12	137	H
4	* 2.38935	31.41	RMS	32.2	-18.4	45.21	54	-8.79	-	-	12	137	H

* - indicates frequency in CFR47 Pt 15 / IC RSS-Restricted Band
Pk - Peak detector
RMS - RMS detection

UL VERIFICATION SERVICES INC.
47173 Benicia Street, Fremont, CA 94538; USA TEL:(510) 319-4000 FAX:(510) 661-0888
This report shall not be reproduced except in full, without the written approval of UL Verification Services Inc.

VERTICAL RESULT

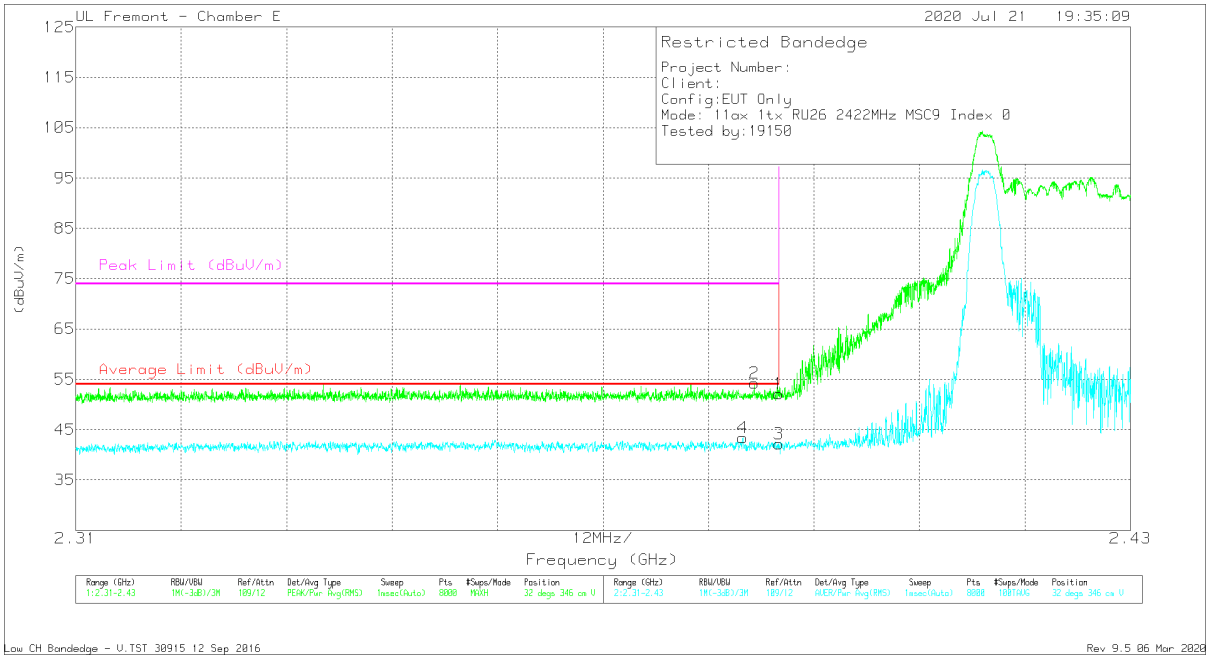

Marker	Frequency (GHz)	Meter Reading (dBuV)	Det	AF T712 (dB/m)	Amp/Cbl/Fltr/Pad (dB)	Corrected Reading (dBuV/m)	Average Limit (dBuV/m)	Margin (dB)	Peak Limit (dBuV/m)	PK Margin (dB)	Azimuth (Degs)	Height (cm)	Polarity
1	* 2.38999	38.33	Pk	32.2	-18.4	52.13	-	-	74	-21.87	32	346	V
2	* 2.3872	40.45	Pk	32.2	-18.4	54.25	-	-	74	-19.75	32	346	V
3	* 2.38999	28.3	RMS	32.2	-18.4	42.1	54	-11.9	-	-	32	346	V
4	* 2.3859	29.59	RMS	32.2	-18.4	43.39	54	-10.61	-	-	32	346	V

* - indicates frequency in CFR47 Pt 15 / IC RSS-Restricted Band
Pk - Peak detector
RMS - RMS detection

UL VERIFICATION SERVICES INC.
47173 Benicia Street, Fremont, CA 94538; USA TEL:(510) 319-4000 FAX:(510) 661-0888
This report shall not be reproduced except in full, without the written approval of UL Verification Services Inc.

1TX ANT 4 MODE: 26-Tones, RU Index 8

BANDEDGE (HIGH CHANNEL, CH 9)

HORIZONTAL RESULT

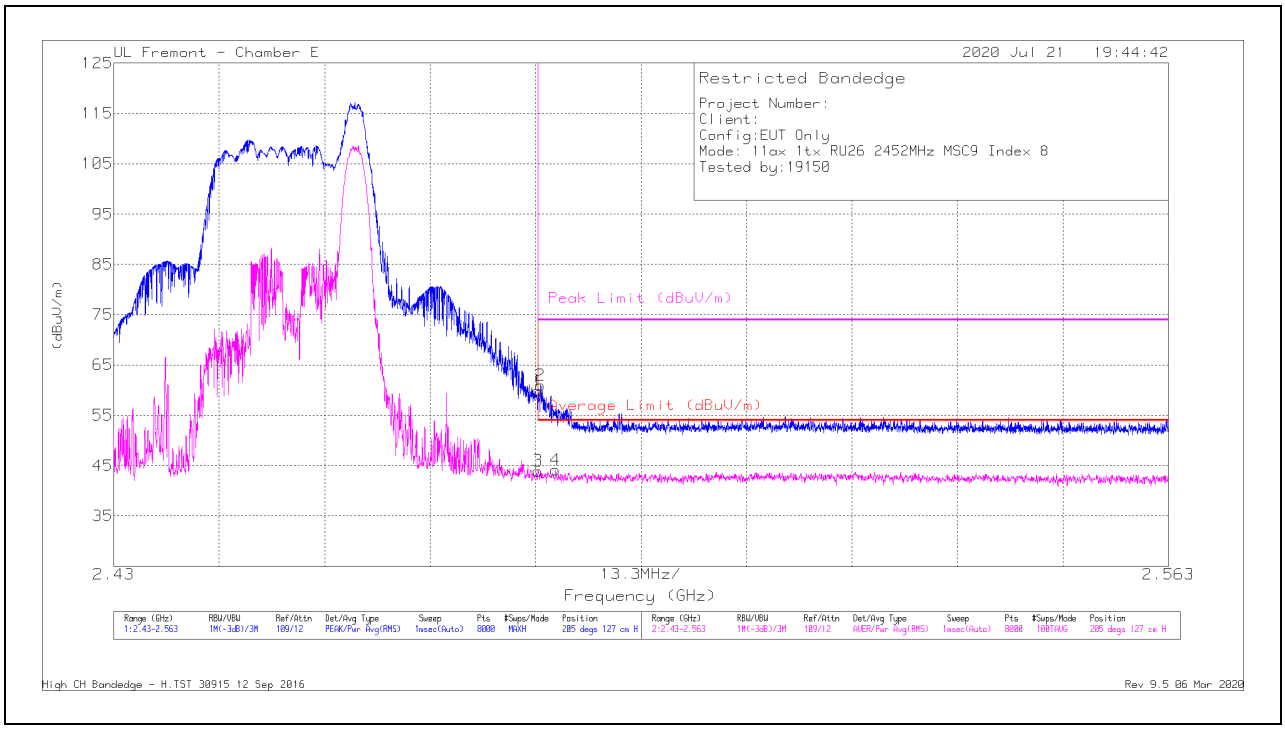

Marker	Frequency (GHz)	Meter Reading (dBuV)	Det	AF T712 (dB/m)	Amp/Cbl/Fltr/Pad (dB)	Corrected Reading (dBuV/m)	Average Limit (dBuV/m)	Margin (dB)	Peak Limit (dBuV/m)	PK Margin (dB)	Azimuth (Degs)	Height (cm)	Polarity
1	* 2.48351	45.49	Pk	32.8	-18.4	59.89	-	-	74	-14.11	205	127	H
2	* 2.48384	46.55	Pk	32.8	-18.4	60.95	-	-	74	-13.05	205	127	H
3	* 2.48351	29.56	RMS	32.8	-18.4	43.96	54	-10.04	-	-	205	127	H
4	* 2.4857	29.73	RMS	32.8	-18.4	44.13	54	-9.87	-	-	205	127	H

* - indicates frequency in CFR47 Pt 15 / IC RSS-Restricted Band
Pk - Peak detector
RMS - RMS detection

UL VERIFICATION SERVICES INC.
47173 Benicia Street, Fremont, CA 94538; USA TEL:(510) 319-4000 FAX:(510) 661-0888
This report shall not be reproduced except in full, without the written approval of UL Verification Services Inc.

VERTICAL RESULT

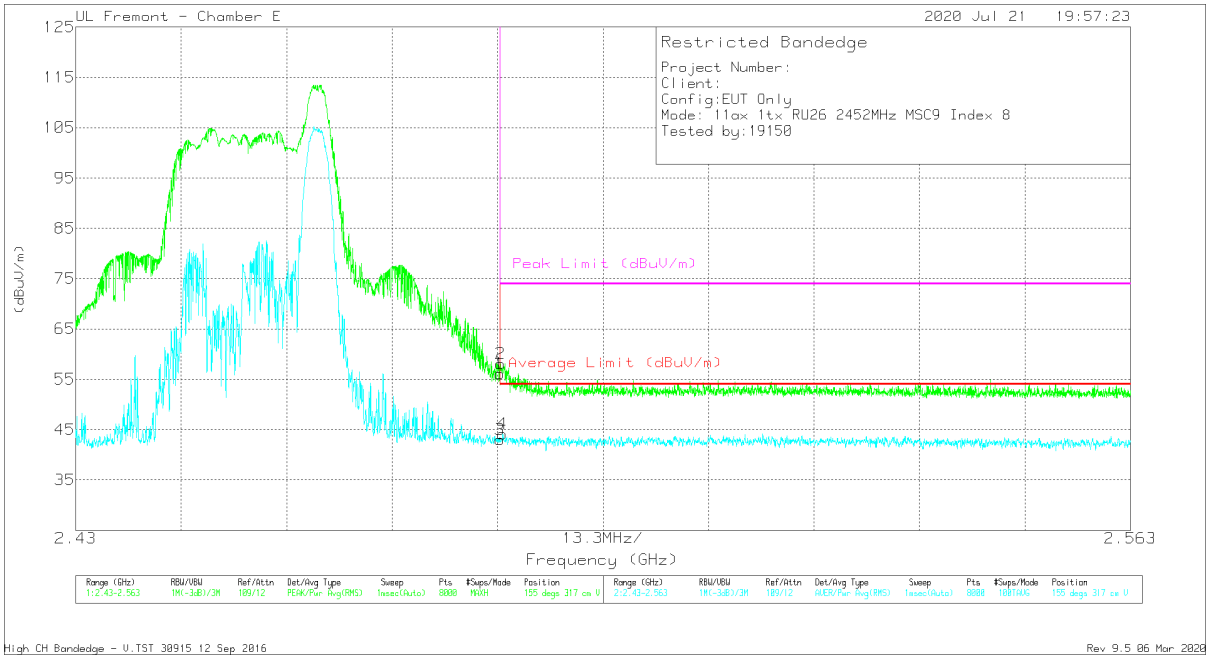

Marker	Frequency (GHz)	Meter Reading (dBuV)	Det	AF T712 (dB/m)	Amp/Cbl/Fltr/Pad (dB)	Corrected Reading (dBuV/m)	Average Limit (dBuV/m)	Margin (dB)	Peak Limit (dBuV/m)	PK Margin (dB)	Azimuth (Degs)	Height (cm)	Polarity
1	* 2.48351	41.73	Pk	32.8	-18.4	56.13	-	-	74	-17.87	155	317	V
2	* 2.48356	43.75	Pk	32.8	-18.4	58.15	-	-	74	-15.85	155	317	V
3	* 2.48351	28.61	RMS	32.8	-18.4	43.01	54	-10.99	-	-	155	317	V
4	* 2.48384	29.72	RMS	32.8	-18.4	44.12	54	-9.88	-	-	155	317	V

* - indicates frequency in CFR47 Pt 15 / IC RSS-Restricted Band
Pk - Peak detector
RMS - RMS detection

UL VERIFICATION SERVICES INC.
47173 Benicia Street, Fremont, CA 94538; USA TEL:(510) 319-4000 FAX:(510) 661-0888
This report shall not be reproduced except in full, without the written approval of UL Verification Services Inc.

BANDEDGE (HIGH CHANNEL, CH 10)

HORIZONTAL RESULT

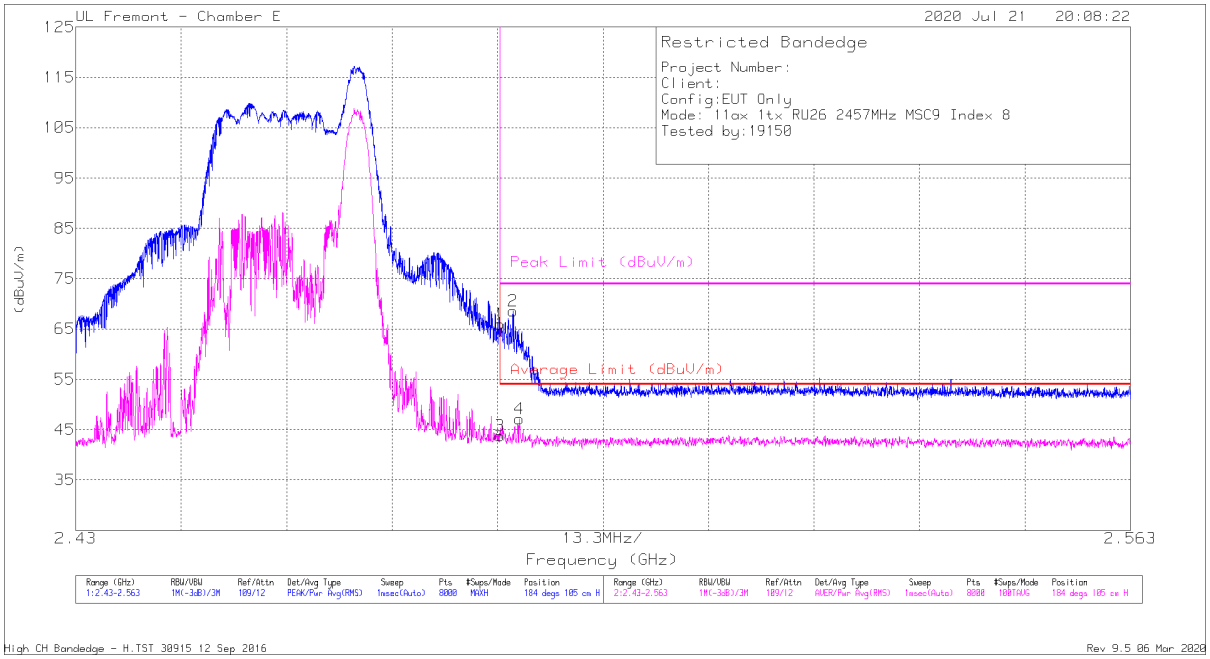

Marker	Frequency (GHz)	Meter Reading (dBuV)	Det	AF T712 (dB/m)	Amp/Cbl/Fltr/Pad (dB)	Corrected Reading (dBuV/m)	Average Limit (dBuV/m)	Margin (dB)	Peak Limit (dBuV/m)	PK Margin (dB)	Azimuth (Degs)	Height (cm)	Polarity
1	* 2.48351	51.57	Pk	32.8	-18.4	65.97	-	-	74	-8.03	184	105	H
2	* 2.48517	54.22	Pk	32.8	-18.4	68.62	-	-	74	-5.38	184	105	H
3	* 2.48351	29.39	RMS	32.8	-18.4	43.79	54	-10.21	-	-	184	105	H
4	* 2.48593	32.72	RMS	32.8	-18.4	47.12	54	-6.88	-	-	184	105	H

* - indicates frequency in CFR47 Pt 15 / IC RSS-Restricted Band
Pk - Peak detector
RMS - RMS detection

UL VERIFICATION SERVICES INC.
47173 Benicia Street, Fremont, CA 94538; USA TEL:(510) 319-4000 FAX:(510) 661-0888
This report shall not be reproduced except in full, without the written approval of UL Verification Services Inc.

VERTICAL RESULT

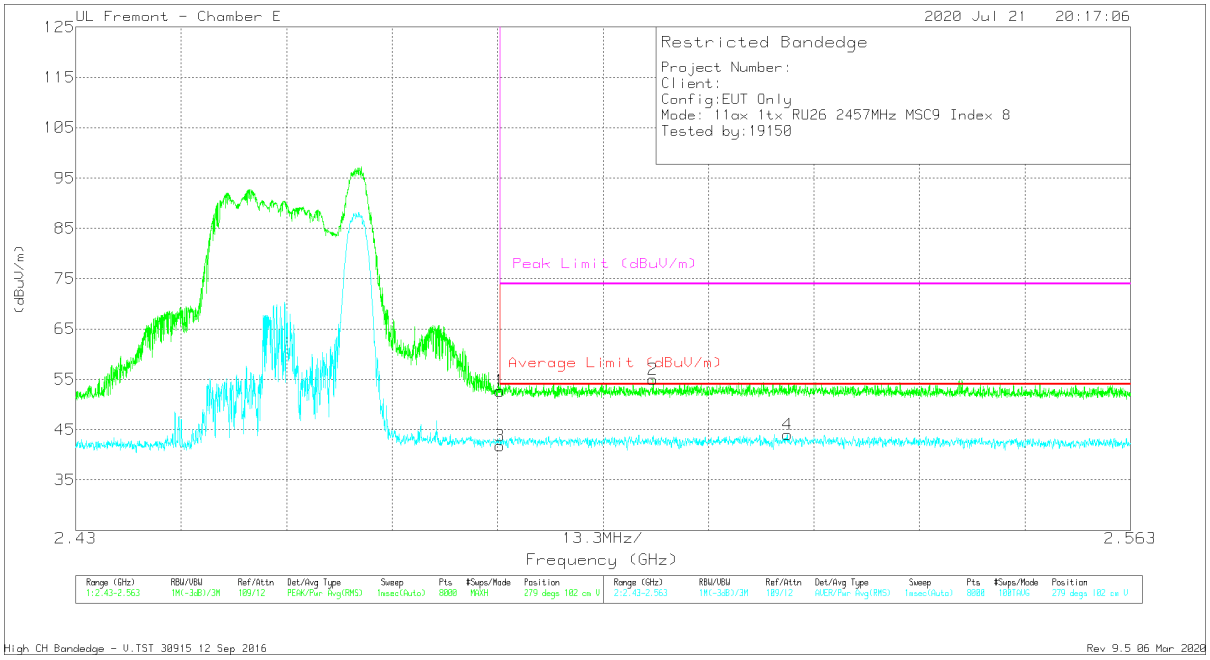

Marker	Frequency (GHz)	Meter Reading (dBuV)	Det	AF T712 (dB/m)	Amp/Cbl/Fltr/Pad (dB)	Corrected Reading (dBuV/m)	Average Limit (dBuV/m)	Margin (dB)	Peak Limit (dBuV/m)	PK Margin (dB)	Azimuth (Degs)	Height (cm)	Polarity
1	* 2.48351	38.29	Pk	32.8	-18.4	52.69	-	-	74	-21.31	279	102	V
3	* 2.48351	27.38	RMS	32.8	-18.4	41.78	54	-12.22	-	-	279	102	V
2	2.50279	40.55	Pk	32.9	-18.5	54.95	-	-	74	-19.05	279	102	V
4	2.51974	29.66	RMS	32.8	-18.4	44.06	54	-9.94	-	-	279	102	V

* - indicates frequency in CFR47 Pt 15 / IC RSS-Restricted Band
Pk - Peak detector
RMS - RMS detection

UL VERIFICATION SERVICES INC.
47173 Benicia Street, Fremont, CA 94538; USA TEL:(510) 319-4000 FAX:(510) 661-0888

This report shall not be reproduced except in full, without the written approval of UL Verification Services Inc.

BANDEDGE (HIGH CHANNEL, CH 11)

HORIZONTAL RESULT

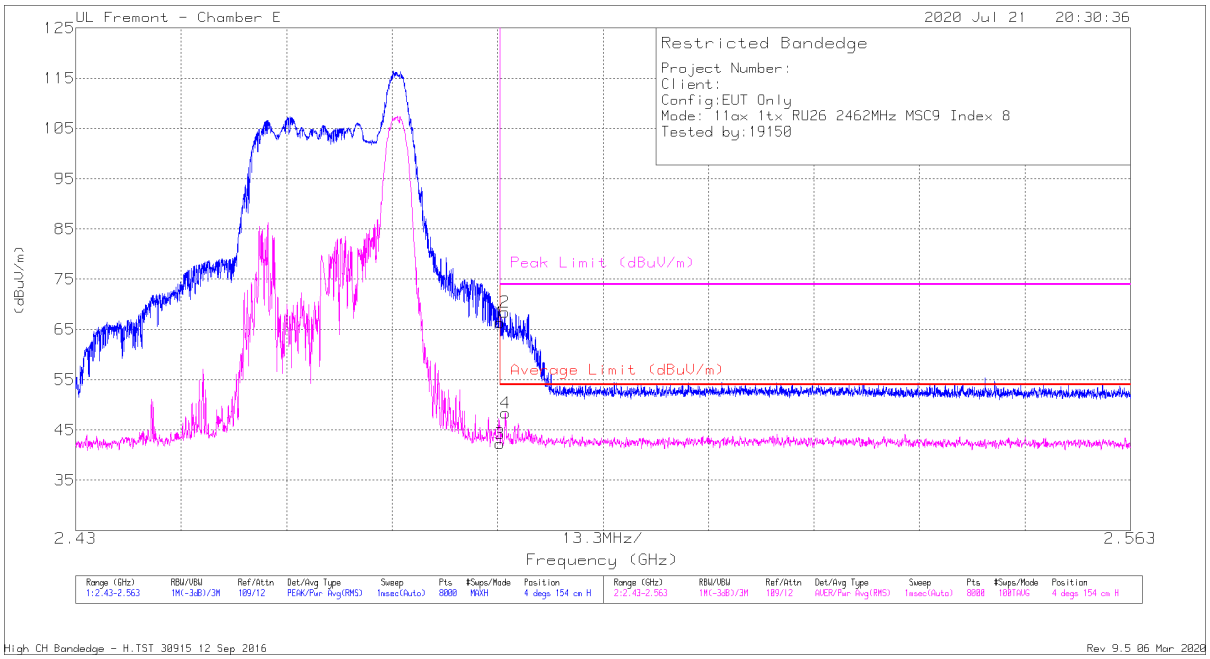

Marker	Frequency (GHz)	Meter Reading (dBuV)	Det	AF T712 (dB/m)	Amp/Cbl/Fltr/Pad (dB)	Corrected Reading (dBuV/m)	Average Limit (dBuV/m)	Margin (dB)	Peak Limit (dBuV/m)	PK Margin (dB)	Azimuth (Degs)	Height (cm)	Polarity
1	* 2.48351	51.92	Pk	32.8	-18.4	66.32	-	-	74	-7.68	4	154	H
2	* 2.48412	54.03	Pk	32.8	-18.4	68.43	-	-	74	-5.57	4	154	H
3	* 2.48351	27.85	RMS	32.8	-18.4	42.25	54	-11.75	-	-	4	154	H
4	* 2.48417	33.97	RMS	32.8	-18.4	48.37	54	-5.63	-	-	4	154	H

* - indicates frequency in CFR47 Pt 15 / IC RSS-Restricted Band
Pk - Peak detector
RMS - RMS detection

UL VERIFICATION SERVICES INC.
47173 Benicia Street, Fremont, CA 94538; USA TEL:(510) 319-4000 FAX:(510) 661-0888
This report shall not be reproduced except in full, without the written approval of UL Verification Services Inc.

VERTICAL RESULT

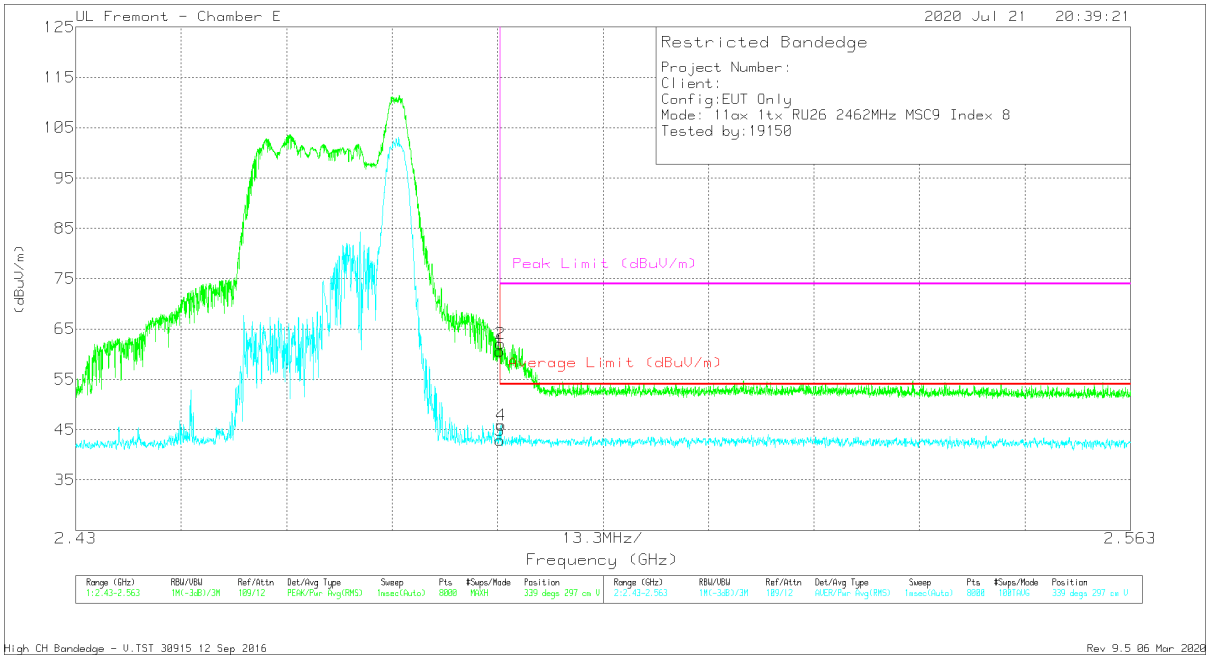

Marker	Frequency (GHz)	Meter Reading (dBuV)	Det	AF T712 (dB/m)	Amp/Cbl/Fltr/Pad (dB)	Corrected Reading (dBuV/m)	Average Limit (dBuV/m)	Margin (dB)	Peak Limit (dBuV/m)	PK Margin (dB)	Azimuth (Degs)	Height (cm)	Polarity
1	* 2.48351	46.17	Pk	32.8	-18.4	60.57	-	-	74	-13.43	339	297	V
2	* 2.48357	47.74	Pk	32.8	-18.4	62.14	-	-	74	-11.86	339	297	V
3	* 2.48351	28.49	RMS	32.8	-18.4	42.89	54	-11.11	-	-	339	297	V
4	* 2.48362	31.46	RMS	32.8	-18.4	45.86	54	-8.14	-	-	339	297	V

* - indicates frequency in CFR47 Pt 15 / IC RSS-Restricted Band
Pk - Peak detector
RMS - RMS detection

UL VERIFICATION SERVICES INC.
47173 Benicia Street, Fremont, CA 94538; USA TEL:(510) 319-4000 FAX:(510) 661-0888
This report shall not be reproduced except in full, without the written approval of UL Verification Services Inc.

BANDEDGE (HIGH CHANNEL, CH 12)

HORIZONTAL RESULT

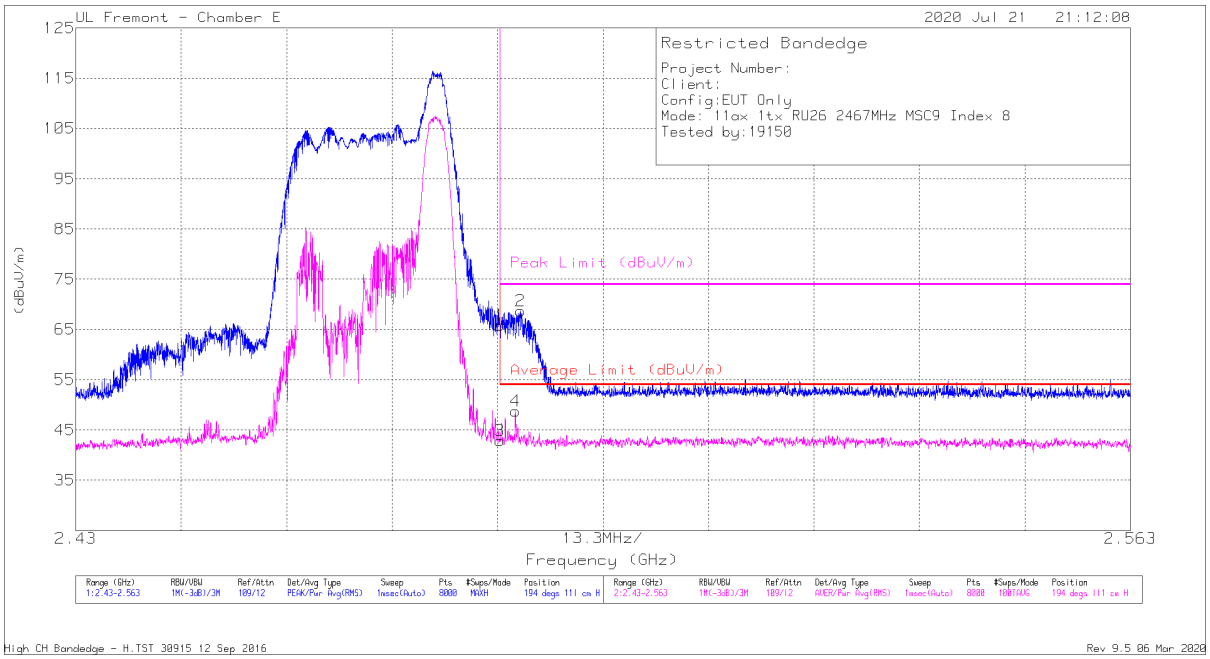

Marker	Frequency (GHz)	Meter Reading (dBuV)	Det	AF T712 (dB/m)	Amp/Cbl/Fltr/Pad (dB)	Corrected Reading (dBuV/m)	Average Limit (dBuV/m)	Margin (dB)	Peak Limit (dBuV/m)	PK Margin (dB)	Azimuth (Degs)	Height (cm)	Polarity
1	* 2.48351	51.48	Pk	32.8	-18.4	65.88	-	-	74	-8.12	194	111	H
2	* 2.48608	54.33	Pk	32.8	-18.4	68.73	-	-	74	-5.27	194	111	H
3	* 2.48351	28.46	RMS	32.8	-18.4	42.86	54	-11.14	-	-	194	111	H
4	* 2.48543	34.36	RMS	32.8	-18.4	48.76	54	-5.24	-	-	194	111	H

* - indicates frequency in CFR47 Pt 15 / IC RSS-Restricted Band
Pk - Peak detector
RMS - RMS detection

UL VERIFICATION SERVICES INC.
47173 Benicia Street, Fremont, CA 94538; USA TEL:(510) 319-4000 FAX:(510) 661-0888
This report shall not be reproduced except in full, without the written approval of UL Verification Services Inc.

VERTICAL RESULT

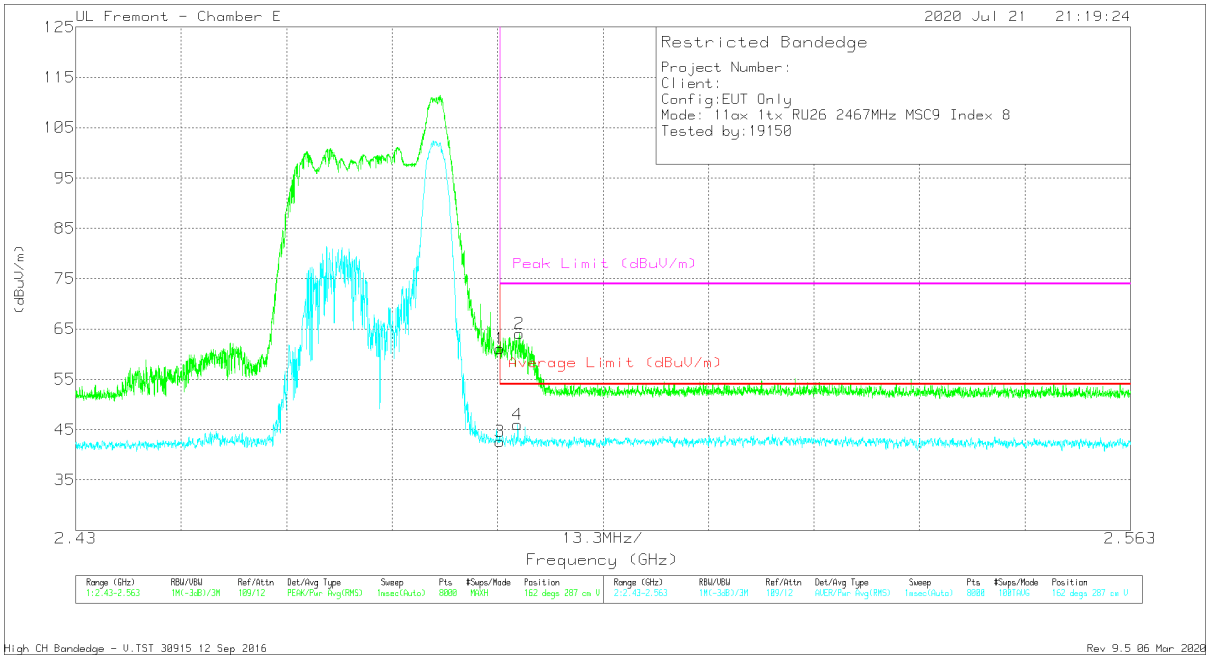

Marker	Frequency (GHz)	Meter Reading (dBuV)	Det	AF T712 (dB/m)	Amp/Cbl/Fltr/Pad (dB)	Corrected Reading (dBuV/m)	Average Limit (dBuV/m)	Margin (dB)	Peak Limit (dBuV/m)	PK Margin (dB)	Azimuth (Degs)	Height (cm)	Polarity
1	* 2.48351	46.68	Pk	32.8	-18.4	61.08	-	-	74	-12.92	162	287	V
2	* 2.48597	49.67	Pk	32.8	-18.4	64.07	-	-	74	-9.93	162	287	V
3	* 2.48351	28.3	RMS	32.8	-18.4	42.7	54	-11.3	-	-	162	287	V
4	* 2.48572	31.66	RMS	32.8	-18.4	46.06	54	-7.94	-	-	162	287	V

* - indicates frequency in CFR47 Pt 15 / IC RSS-Restricted Band
Pk - Peak detector
RMS - RMS detection

UL VERIFICATION SERVICES INC.
47173 Benicia Street, Fremont, CA 94538; USA TEL:(510) 319-4000 FAX:(510) 661-0888
This report shall not be reproduced except in full, without the written approval of UL Verification Services Inc.

BANDEDGE (HIGH CHANNEL, CH 13)

HORIZONTAL RESULT

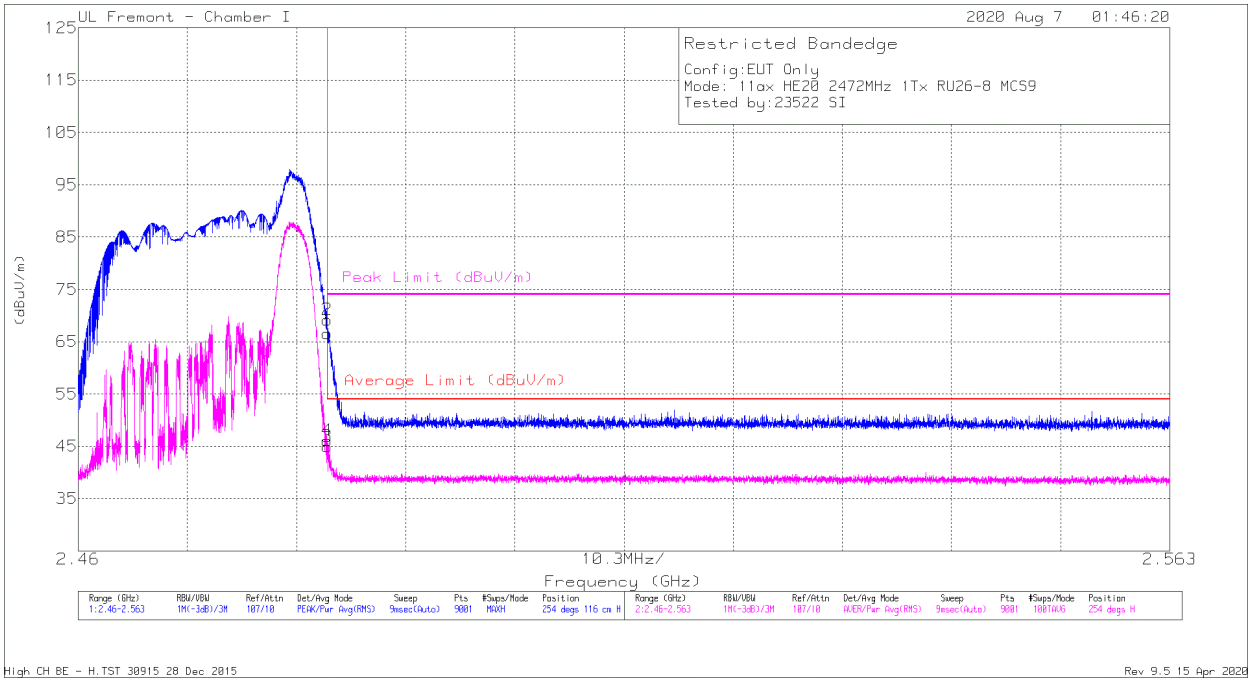

Marker	Frequency (GHz)	Meter Reading (dBuV)	Det	AF T346 (dB/m)	Amp/Cbl/Fltr/Pad (dB)	Corrected Reading (dBuV/m)	Average Limit (dBuV/m)	Margin (dB)	Peak Limit (dBuV/m)	PK Margin (dB)	Azimuth (Degs)	Height (cm)	Polarity
1	* 2.48351	51.84	Pk	32.4	-17.7	66.54	-	-	74	-7.46	254	116	H
2	* 2.48352	54.43	Pk	32.4	-17.7	69.13	-	-	74	-4.87	254	116	H
3	* 2.48351	30.26	RMS	32.4	-17.7	44.96	54	-9.04	-	-	254	116	H
4	* 2.48352	31.33	RMS	32.4	-17.7	46.03	54	-7.97	-	-	254	116	H

* - indicates frequency in CFR47 Pt 15 / IC RSS-Restricted Band
Pk - Peak detector
RMS - RMS detection

UL VERIFICATION SERVICES INC.
47173 Benicia Street, Fremont, CA 94538; USA TEL:(510) 319-4000 FAX:(510) 661-0888
This report shall not be reproduced except in full, without the written approval of UL Verification Services Inc.

VERTICAL RESULT

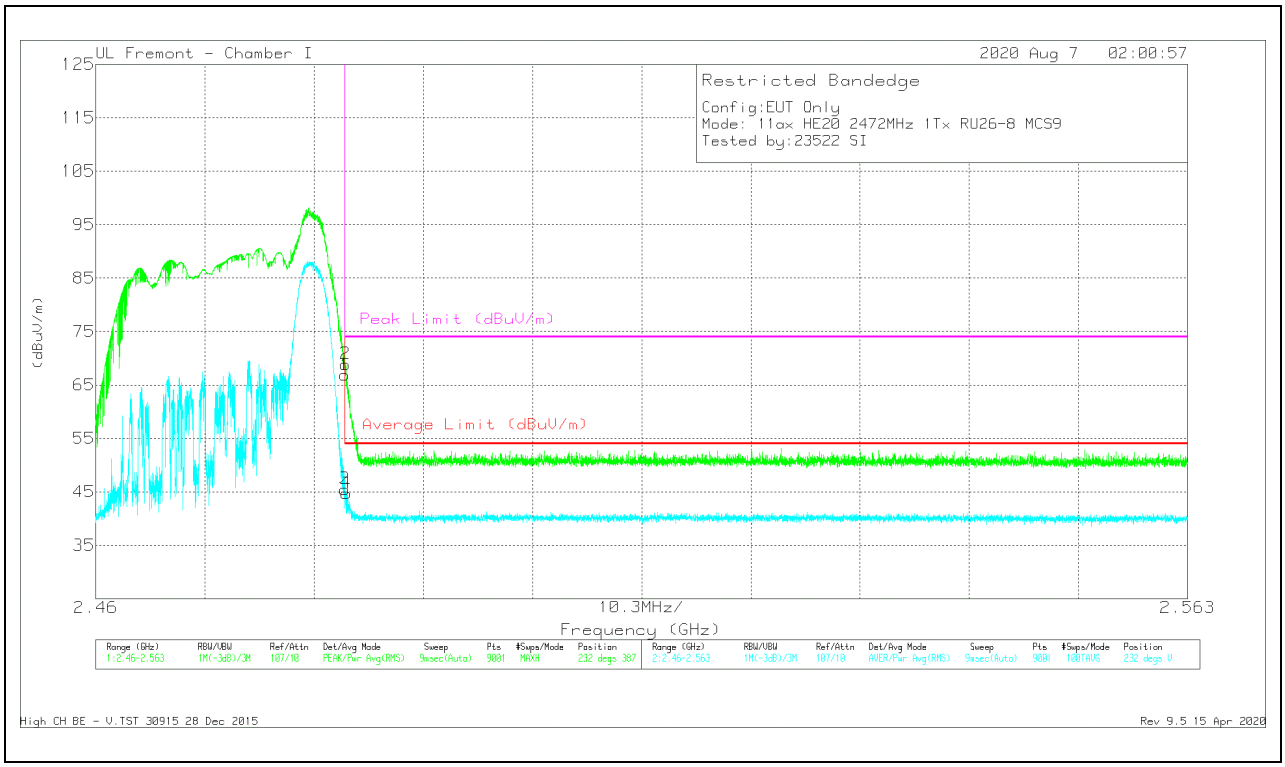

Marker	Frequency (GHz)	Meter Reading (dBuV)	Det	AF T346 (dB/m)	Amp/Cbl/Fltr/Pad (dB)	Corrected Reading (dBuV/m)	Average Limit (dBuV/m)	Margin (dB)	Peak Limit (dBuV/m)	PK Margin (dB)	Azimuth (Degs)	Height (cm)	Polarity
1	* 2.48351	52.17	Pk	32.4	-17.7	66.87	-	-	74	-7.13	232	387	V
2	* 2.48355	54.19	Pk	32.4	-17.7	68.89	-	-	74	-5.11	232	387	V
3	* 2.48351	30.81	RMS	32.4	-17.7	45.51	54	-8.49	-	-	232	387	V
4	* 2.48363	30.06	RMS	32.4	-17.7	44.76	54	-9.24	-	-	232	387	V

* - indicates frequency in CFR47 Pt 15 / IC RSS-Restricted Band
Pk - Peak detector
RMS - RMS detection

UL VERIFICATION SERVICES INC.
47173 Benicia Street, Fremont, CA 94538; USA TEL:(510) 319-4000 FAX:(510) 661-0888
This report shall not be reproduced except in full, without the written approval of UL Verification Services Inc.

1TX ANT 4 MODE: 242-Tones, RU Index 61

BANDEDGE (LOW CHANNEL, CH 1)

HORIZONTAL RESULT

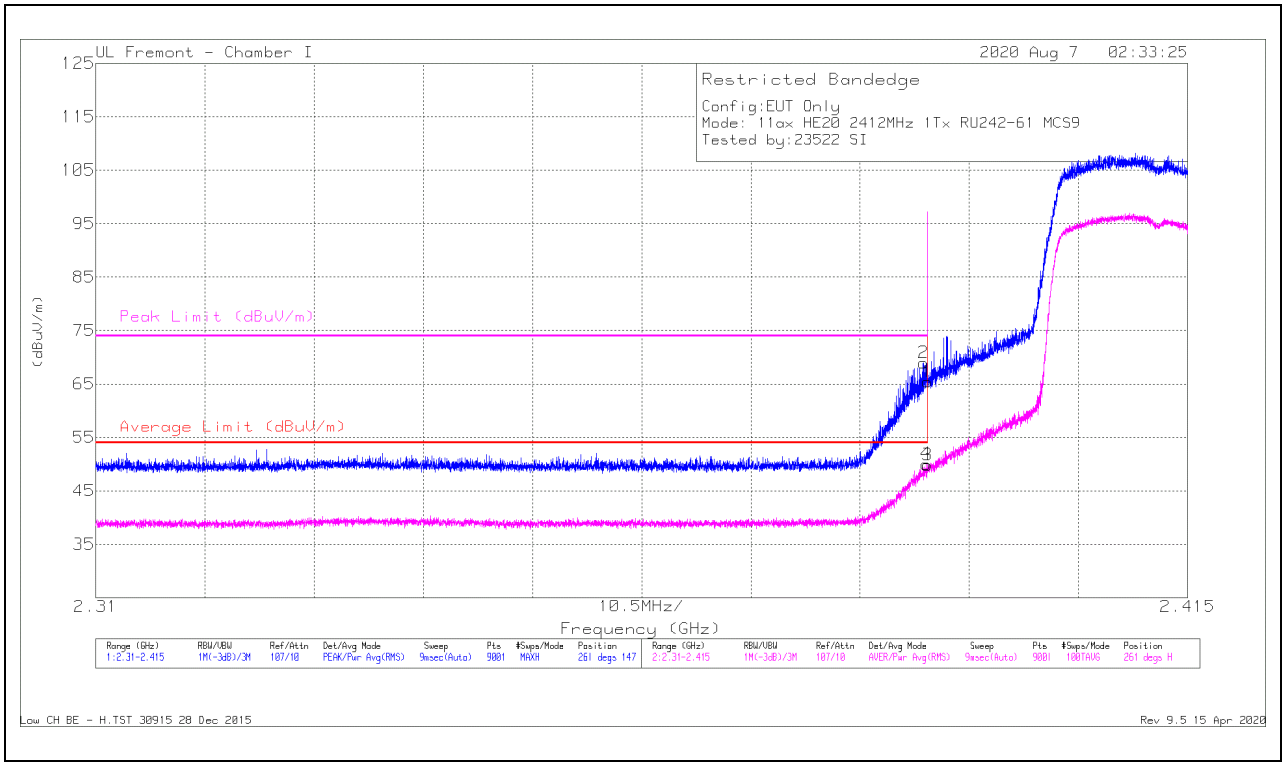

Marker	Frequency (GHz)	Meter Reading (dBuV)	Det	AF T346 (dB/m)	Amp/Cbl/Fltr/Pad (dB)	Corrected Reading (dBuV/m)	Average Limit (dBuV/m)	Margin (dB)	Peak Limit (dBuV/m)	PK Margin (dB)	Azimuth (Degs)	Height (cm)	Polarity
1	* 2.38999	50.72	Pk	32	-17.3	65.42	-	-	74	-8.58	261	147	H
2	* 2.3896	54.23	Pk	32	-17.3	68.93	-	-	74	-5.07	261	147	H
3	* 2.38999	35.1	RMS	32	-17.3	49.8	54	-4.2	-	-	261	147	H
4	* 2.38984	35.29	RMS	32	-17.3	49.99	54	-4.01	-	-	261	147	H

* - indicates frequency in CFR47 Pt 15 / IC RSS-Restricted Band
Pk - Peak detector
RMS - RMS detection

UL VERIFICATION SERVICES INC.
47173 Benicia Street, Fremont, CA 94538; USA TEL:(510) 319-4000 FAX:(510) 661-0888
This report shall not be reproduced except in full, without the written approval of UL Verification Services Inc.

VERTICAL RESULT

Marker	Frequency (GHz)	Meter Reading (dBuV)	Det	AF T346 (dB/m)	Amp/Cbl/Fltr/Pad (dB)	Corrected Reading (dBuV/m)	Average Limit (dBuV/m)	Margin (dB)	Peak Limit (dBuV/m)	PK Margin (dB)	Azimuth (Degs)	Height (cm)	Polarity
1	* 2.38999	50.94	Pk	32	-17.3	65.64	-	-	74	-8.36	218	363	V
2	* 2.38983	52.9	Pk	32	-17.3	67.6	-	-	74	-6.4	218	363	V
3	* 2.38999	33.08	RMS	32	-17.3	47.78	54	-6.22	-	-	218	363	V
4	* 2.38934	34.58	RMS	32	-17.3	49.28	54	-4.72	-	-	218	363	V

* - indicates frequency in CFR47 Pt 15 / IC RSS-Restricted Band
Pk - Peak detector
RMS - RMS detection

UL VERIFICATION SERVICES INC.
47173 Benicia Street, Fremont, CA 94538; USA TEL:(510) 319-4000 FAX:(510) 661-0888

This report shall not be reproduced except in full, without the written approval of UL Verification Services Inc.

BANDEDGE (LOW CHANNEL, CH 2)

HORIZONTAL RESULT

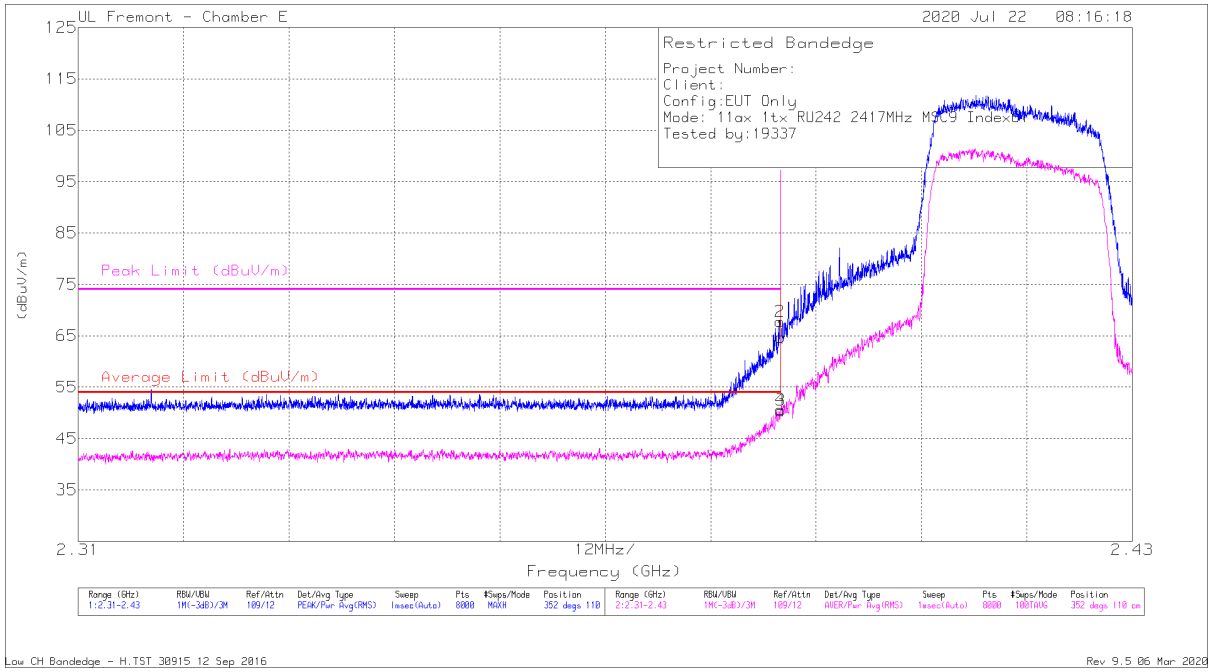

Marker	Frequency (GHz)	Meter Reading (dBuV)	Det	AF T712 (dB/m)	Amp/Cbl/Fltr/Pad (dB)	Corrected Reading (dBuV/m)	Average Limit (dBuV/m)	Margin (dB)	Peak Limit (dBuV/m)	PK Margin (dB)	Azimuth (Degs)	Height (cm)	Polarity
2	* 2.38992	53.95	Pk	32.2	-18.4	67.75	-	-	74	-6.25	352	110	H
4	* 2.38996	36.82	RMS	32.2	-18.4	50.62	54	-3.38	-	-	352	110	H
1	* 2.38999	50.94	Pk	32.2	-18.4	64.74	-	-	74	-9.26	352	110	H
3	* 2.38999	36.66	RMS	32.2	-18.4	50.46	54	-3.54	-	-	352	110	H

* - indicates frequency in CFR47 Pt 15 / IC RSS-Restricted Band
Pk - Peak detector
RMS - RMS detection

UL VERIFICATION SERVICES INC.
47173 Benicia Street, Fremont, CA 94538; USA TEL:(510) 319-4000 FAX:(510) 661-0888
This report shall not be reproduced except in full, without the written approval of UL Verification Services Inc.

VERTICAL RESULT

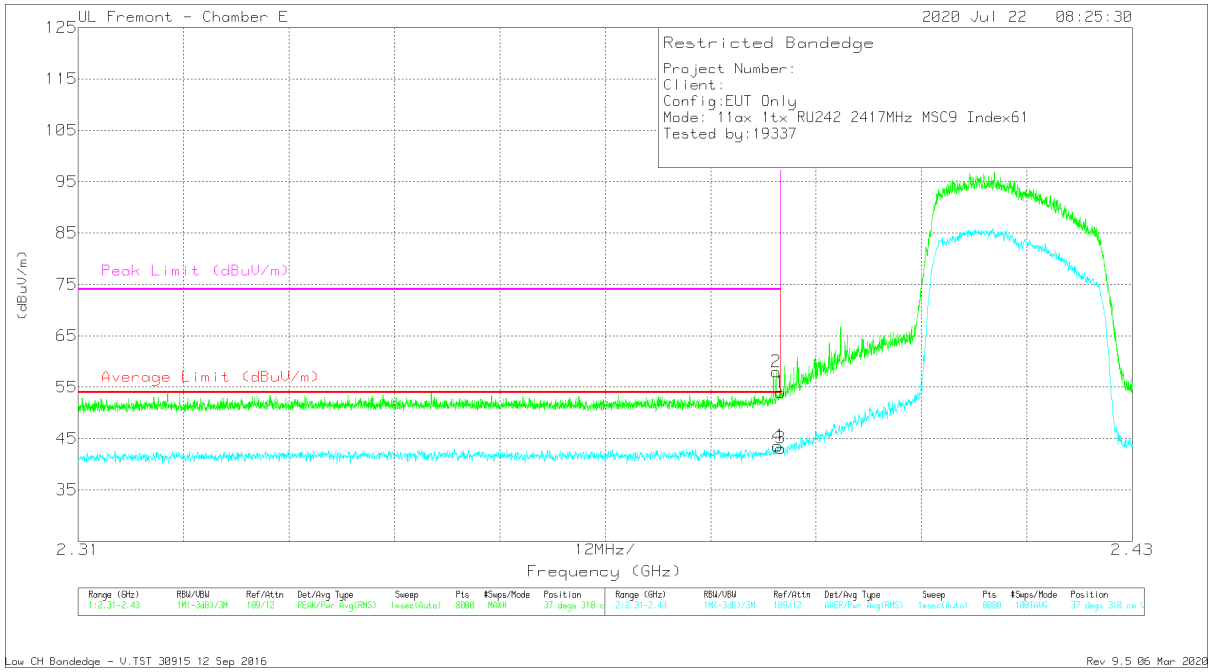

Marker	Frequency (GHz)	Meter Reading (dBuV)	Det	AF T712 (dB/m)	Amp/Cbl/Fltr/Pad (dB)	Corrected Reading (dBuV/m)	Average Limit (dBuV/m)	Margin (dB)	Peak Limit (dBuV/m)	PK Margin (dB)	Azimuth (Degs)	Height (cm)	Polarity
2	* 2.38945	44.22	Pk	32.2	-18.4	58.02	-	-	74	-15.98	37	310	V
4	* 2.38965	29.77	RMS	32.2	-18.4	43.57	54	-10.43	-	-	37	310	V
1	* 2.38999	40.17	Pk	32.2	-18.4	53.97	-	-	74	-20.03	37	310	V
3	* 2.38999	29.33	RMS	32.2	-18.4	43.13	54	-10.87	-	-	37	310	V

* - indicates frequency in CFR47 Pt 15 / IC RSS-Restricted Band
Pk - Peak detector
RMS - RMS detection

UL VERIFICATION SERVICES INC.
47173 Benicia Street, Fremont, CA 94538; USA TEL:(510) 319-4000 FAX:(510) 661-0888
This report shall not be reproduced except in full, without the written approval of UL Verification Services Inc.

BANDEDGE (LOW CHANNEL, CH 3)

HORIZONTAL RESULT

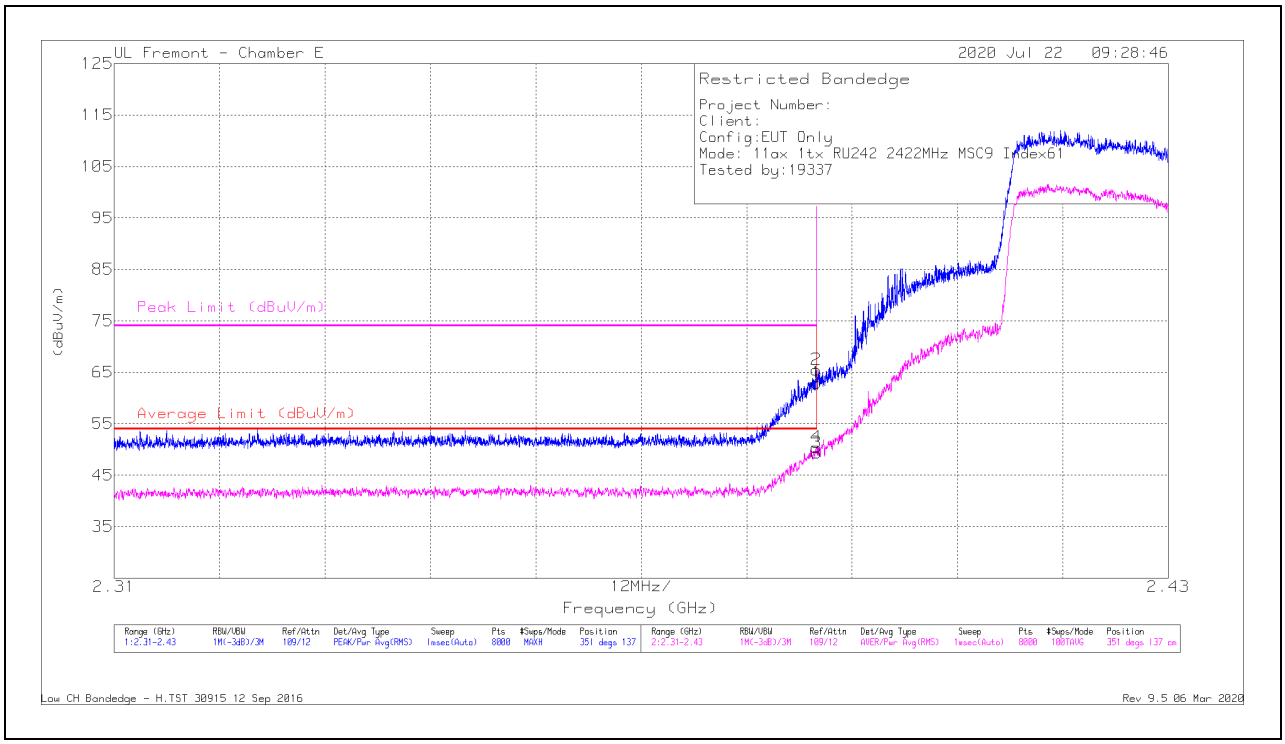

Marker	Frequency (GHz)	Meter Reading (dBuV)	Det	AF T712 (dB/m)	Amp/Cbl/Fltr/Pad (dB)	Corrected Reading (dBuV/m)	Average Limit (dBuV/m)	Margin (dB)	Peak Limit (dBuV/m)	PK Margin (dB)	Azimuth (Degs)	Height (cm)	Polarity
1	* 2.38999	49.15	Pk	32.2	-18.4	62.95	-	-	74	-11.05	351	137	H
2	* 2.38993	51.7	Pk	32.2	-18.4	65.5	-	-	74	-8.5	351	137	H
3	* 2.38999	35.57	RMS	32.2	-18.4	49.37	54	-4.63	-	-	351	137	H
4	* 2.38993	36.66	RMS	32.2	-18.4	50.46	54	-3.54	-	-	351	137	H

* - indicates frequency in CFR47 Pt 15 / IC RSS-Restricted Band
Pk - Peak detector
RMS - RMS detection

UL VERIFICATION SERVICES INC.
47173 Benicia Street, Fremont, CA 94538; USA TEL:(510) 319-4000 FAX:(510) 661-0888
This report shall not be reproduced except in full, without the written approval of UL Verification Services Inc.

VERTICAL RESULT

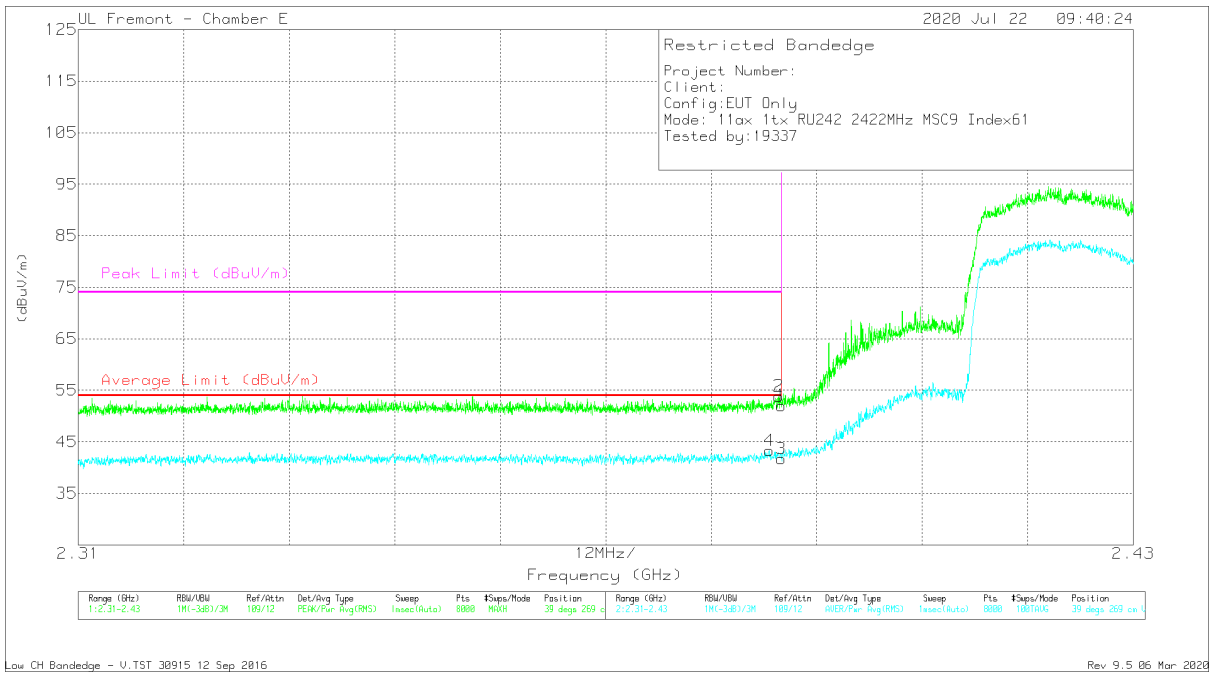

Marker	Frequency (GHz)	Meter Reading (dBuV)	Det	AF T712 (dB/m)	Amp/Cbl/Fltr/Pad (dB)	Corrected Reading (dBuV/m)	Average Limit (dBuV/m)	Margin (dB)	Peak Limit (dBuV/m)	PK Margin (dB)	Azimuth (Degs)	Height (cm)	Polarity
1	* 2.38999	38.21	Pk	32.2	-18.4	52.01	-	-	74	-21.99	39	269	V
2	* 2.38971	40.05	Pk	32.2	-18.4	53.85	-	-	74	-20.15	39	269	V
3	* 2.38999	27.91	RMS	32.2	-18.4	41.71	54	-12.29	-	-	39	269	V
4	* 2.3886	29.49	RMS	32.2	-18.4	43.29	54	-10.71	-	-	39	269	V

* - indicates frequency in CFR47 Pt 15 / IC RSS-Restricted Band
Pk - Peak detector
RMS - RMS detection

UL VERIFICATION SERVICES INC.
47173 Benicia Street, Fremont, CA 94538; USA TEL:(510) 319-4000 FAX:(510) 661-0888

This report shall not be reproduced except in full, without the written approval of UL Verification Services Inc.

BANDEDGE (HIGH CHANNEL, CH 9)

HORIZONTAL RESULT

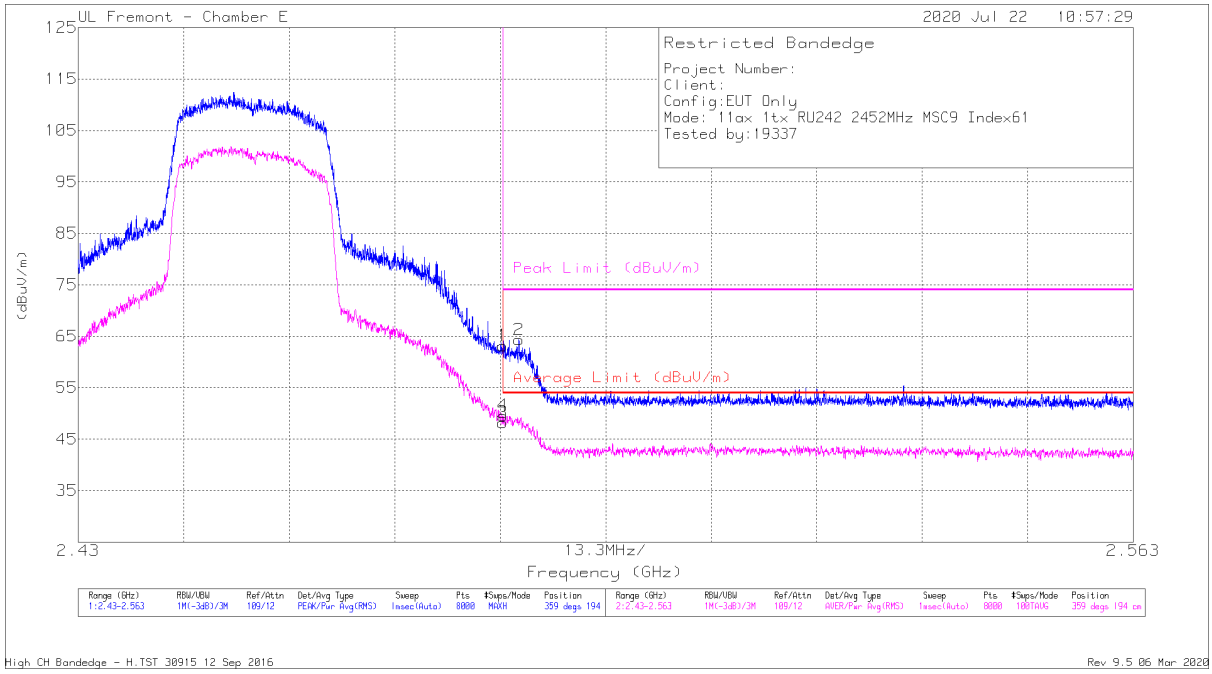

Marker	Frequency (GHz)	Meter Reading (dBuV)	Det	AF T712 (dB/m)	Amp/Cbl/Fltr/Pad (dB)	Corrected Reading (dBuV/m)	Average Limit (dBuV/m)	Margin (dB)	Peak Limit (dBuV/m)	PK Margin (dB)	Azimuth (Degs)	Height (cm)	Polarity
1	* 2.48351	48.74	Pk	32.8	-18.4	63.14	-	-	74	-10.86	359	194	H
3	* 2.48351	33.81	RMS	32.8	-18.4	48.21	54	-5.79	-	-	359	194	H
4	* 2.48356	35.18	RMS	32.8	-18.4	49.58	54	-4.42	-	-	359	194	H
2	* 2.48555	49.92	Pk	32.8	-18.4	64.32	-	-	74	-9.68	359	194	H

* - indicates frequency in CFR47 Pt 15 / IC RSS-Restricted Band
Pk - Peak detector
RMS - RMS detection

UL VERIFICATION SERVICES INC.
47173 Benicia Street, Fremont, CA 94538; USA TEL:(510) 319-4000 FAX:(510) 661-0888
This report shall not be reproduced except in full, without the written approval of UL Verification Services Inc.

VERTICAL RESULT

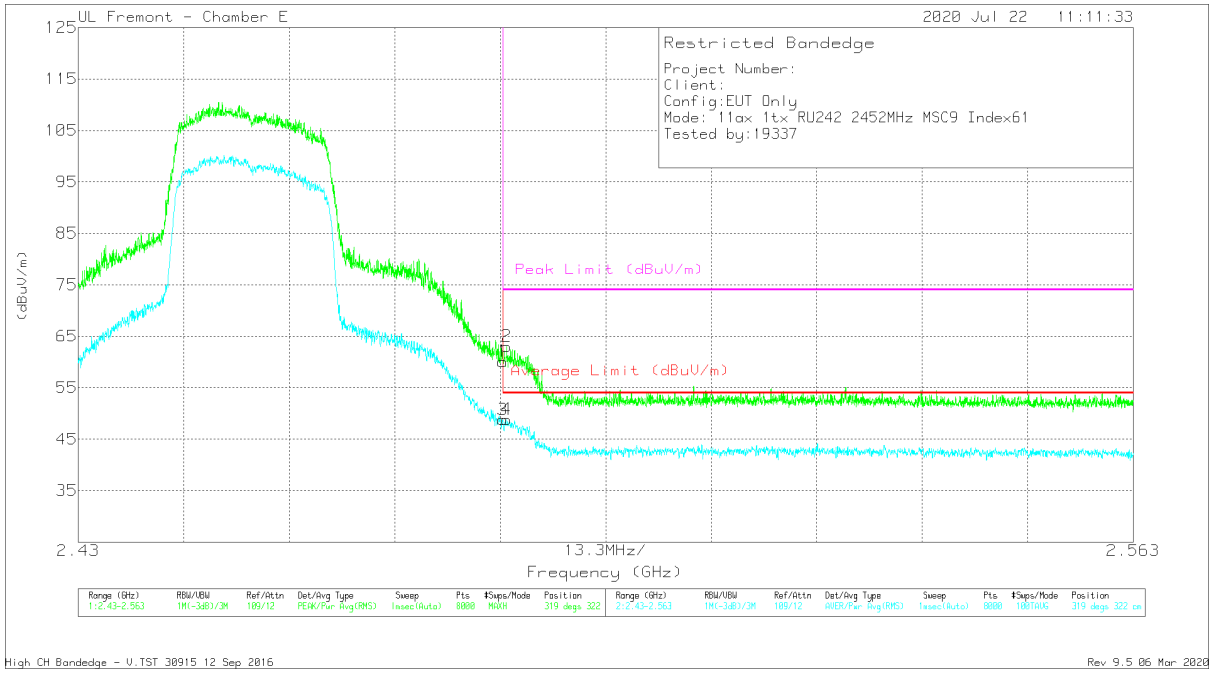

Marker	Frequency (GHz)	Meter Reading (dBuV)	Det	AF T712 (dB/m)	Amp/Cbl/Fltr/Pad (dB)	Corrected Reading (dBuV/m)	Average Limit (dBuV/m)	Margin (dB)	Peak Limit (dBuV/m)	PK Margin (dB)	Azimuth (Degs)	Height (cm)	Polarity
1	* 2.48351	45.72	Pk	32.8	-18.4	60.12	-	-	74	-13.88	319	322	V
3	* 2.48351	34.39	RMS	32.8	-18.4	48.79	54	-5.21	-	-	319	322	V
2	* 2.48399	48.64	Pk	32.8	-18.4	63.04	-	-	74	-10.96	319	322	V
4	* 2.484	34.44	RMS	32.8	-18.4	48.84	54	-5.16	-	-	319	322	V

* - indicates frequency in CFR47 Pt 15 / IC RSS-Restricted Band
Pk - Peak detector
RMS - RMS detection

UL VERIFICATION SERVICES INC.
47173 Benicia Street, Fremont, CA 94538; USA TEL:(510) 319-4000 FAX:(510) 661-0888

This report shall not be reproduced except in full, without the written approval of UL Verification Services Inc.

BANDEDGE (HIGH CHANNEL, CH 10)

HORIZONTAL RESULT

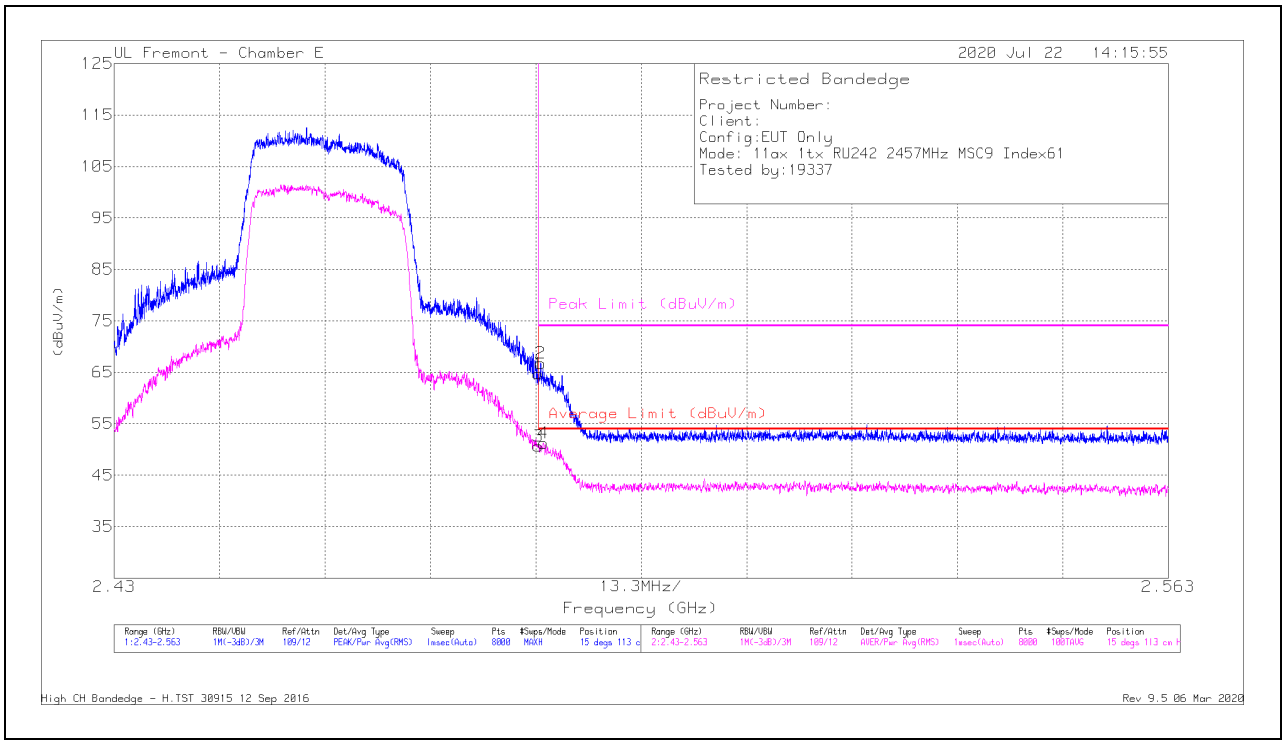

Marker	Frequency (GHz)	Meter Reading (dBuV)	Det	AF T712 (dB/m)	Amp/Cbl/Fltr/Pad (dB)	Corrected Reading (dBuV/m)	Average Limit (dBuV/m)	Margin (dB)	Peak Limit (dBuV/m)	PK Margin (dB)	Azimuth (Degs)	Height (cm)	Polarity
1	* 2.48351	50.29	Pk	32.8	-18.4	64.69	-	-	74	-9.31	15	113	H
3	* 2.48351	36.24	RMS	32.8	-18.4	50.64	54	-3.36	-	-	15	113	H
2	* 2.48381	52.34	Pk	32.8	-18.4	66.74	-	-	74	-7.26	15	113	H
4	* 2.48415	36.82	RMS	32.8	-18.4	51.22	54	-2.78	-	-	15	113	H

* - indicates frequency in CFR47 Pt 15 / IC RSS-Restricted Band
Pk - Peak detector
RMS - RMS detection

UL VERIFICATION SERVICES INC.
47173 Benicia Street, Fremont, CA 94538; USA TEL:(510) 319-4000 FAX:(510) 661-0888
This report shall not be reproduced except in full, without the written approval of UL Verification Services Inc.

VERTICAL RESULT

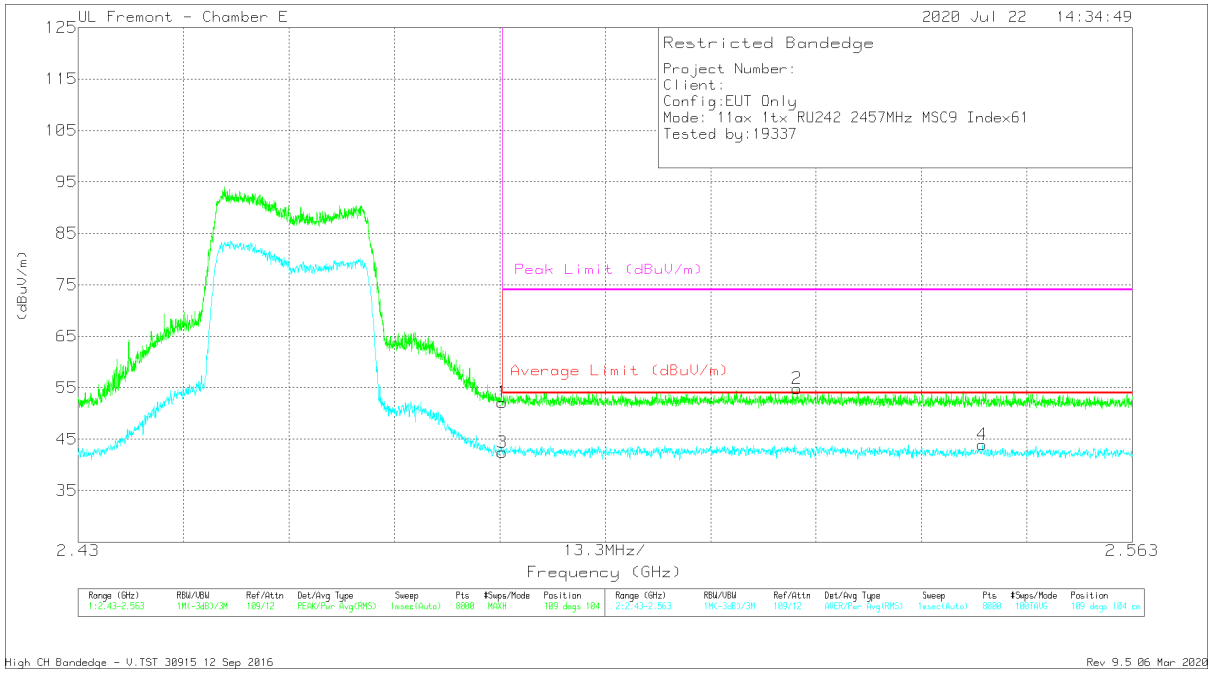

Marker	Frequency (GHz)	Meter Reading (dBuV)	Det	AF T712 (dB/m)	Amp/Cbl/Fltr/Pad (dB)	Corrected Reading (dBuV/m)	Average Limit (dBuV/m)	Margin (dB)	Peak Limit (dBuV/m)	PK Margin (dB)	Azimuth (Degs)	Height (cm)	Polarity
1	* 2.48351	37.77	Pk	32.8	-18.4	52.17	-	-	74	-21.83	109	104	V
3	* 2.48351	28.05	RMS	32.8	-18.4	42.45	54	-11.55	-	-	109	104	V
2	2.5207	40.32	Pk	32.8	-18.3	54.82	-	-	74	-19.18	109	104	V
4	2.54408	29.75	RMS	32.5	-18.3	43.95	54	-10.05	-	-	109	104	V

* - indicates frequency in CFR47 Pt 15 / IC RSS-Restricted Band
Pk - Peak detector
RMS - RMS detection

UL VERIFICATION SERVICES INC.
47173 Benicia Street, Fremont, CA 94538; USA TEL:(510) 319-4000 FAX:(510) 661-0888
This report shall not be reproduced except in full, without the written approval of UL Verification Services Inc.

BANDEDGE (HIGH CHANNEL, CH 11)

HORIZONTAL RESULT

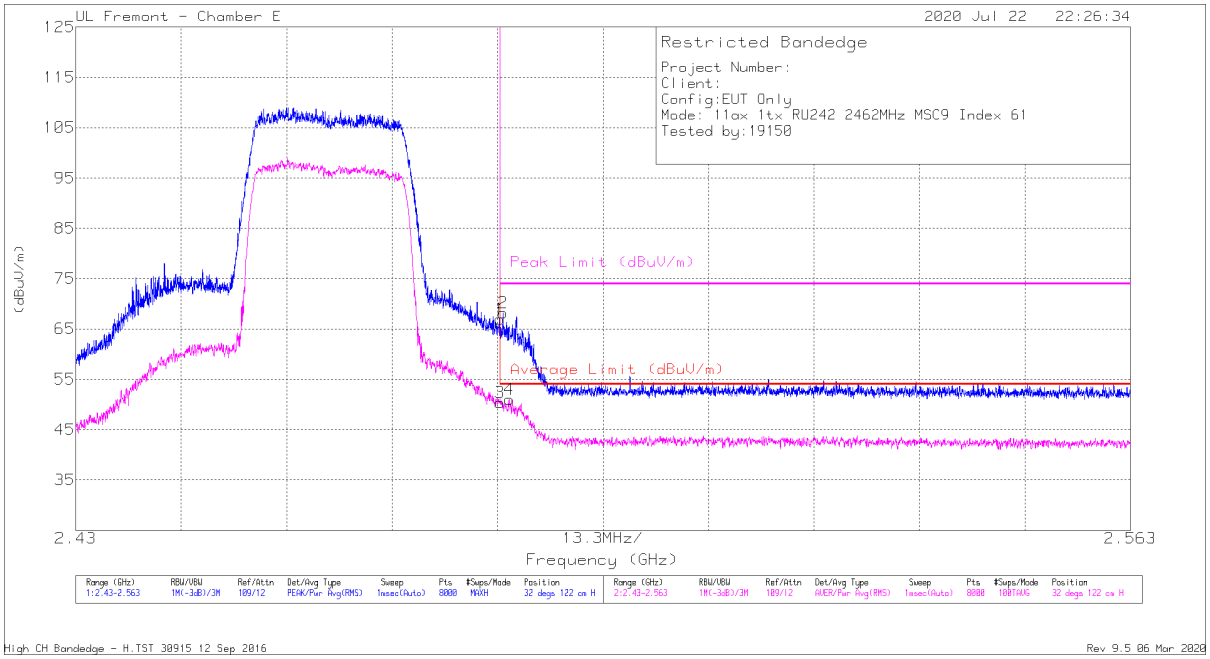

Marker	Frequency (GHz)	Meter Reading (dBuV)	Det	AF T712 (dB/m)	Amp/Cbl/Fltr/Pad (dB)	Corrected Reading (dBuV/m)	Average Limit (dBuV/m)	Margin (dB)	Peak Limit (dBuV/m)	PK Margin (dB)	Azimuth (Degs)	Height (cm)	Polarity
1	* 2.48351	52.53	Pk	32.8	-18.4	66.93	-	-	74	-7.07	32	122	H
2	* 2.48389	53.79	Pk	32.8	-18.4	68.19	-	-	74	-5.81	32	122	H
3	* 2.48351	36.02	RMS	32.8	-18.4	50.42	54	-3.58	-	-	32	122	H
4	* 2.48465	36.56	RMS	32.8	-18.4	50.96	54	-3.04	-	-	32	122	H

* - indicates frequency in CFR47 Pt 15 / IC RSS-Restricted Band
Pk - Peak detector
RMS - RMS detection

UL VERIFICATION SERVICES INC.
47173 Benicia Street, Fremont, CA 94538; USA TEL:(510) 319-4000 FAX:(510) 661-0888
This report shall not be reproduced except in full, without the written approval of UL Verification Services Inc.

VERTICAL RESULT

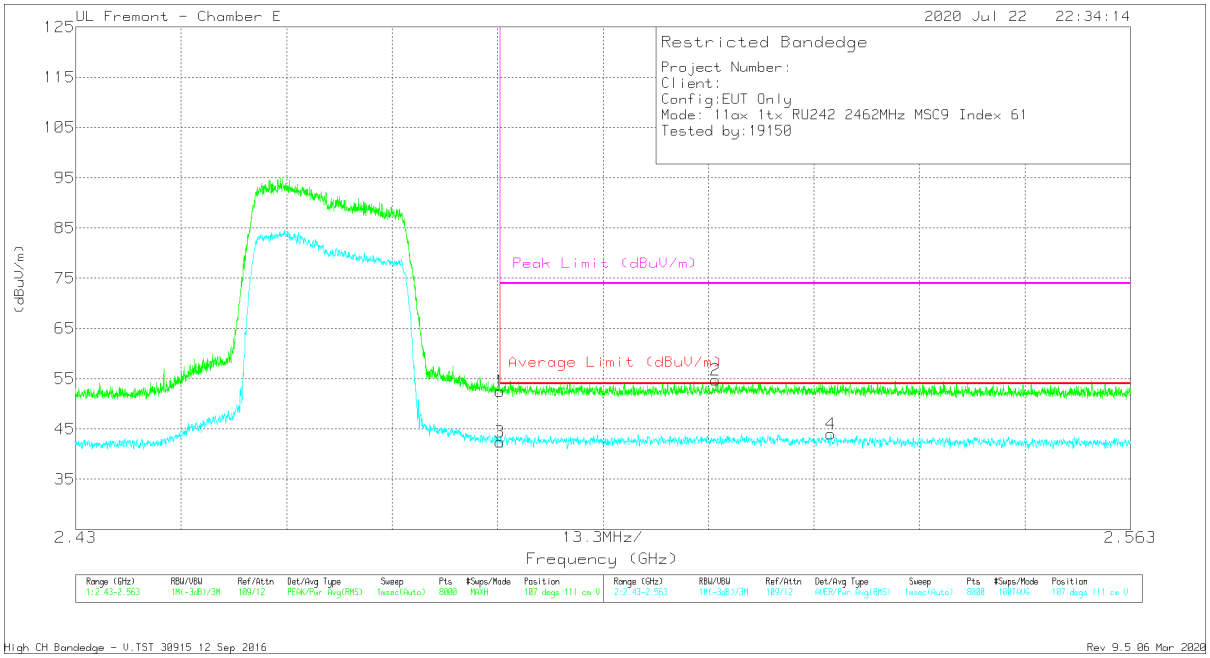

Marker	Frequency (GHz)	Meter Reading (dBuV)	Det	AF T712 (dB/m)	Amp/Cbl/Fltr/Pad (dB)	Corrected Reading (dBuV/m)	Average Limit (dBuV/m)	Margin (dB)	Peak Limit (dBuV/m)	PK Margin (dB)	Azimuth (Degs)	Height (cm)	Polarity
1	* 2.48351	38.06	Pk	32.8	-18.4	52.46	-	-	74	-21.54	107	111	V
3	* 2.48351	27.99	RMS	32.8	-18.4	42.39	54	-11.61	-	-	107	111	V
2	2.51069	40.25	Pk	32.8	-18.3	54.75	-	-	74	-19.25	107	111	V
4	2.52522	29.57	RMS	32.8	-18.3	44.07	54	-9.93	-	-	107	111	V

* - indicates frequency in CFR47 Pt 15 / IC RSS-Restricted Band
Pk - Peak detector
RMS - RMS detection

UL VERIFICATION SERVICES INC.
47173 Benicia Street, Fremont, CA 94538; USA TEL:(510) 319-4000 FAX:(510) 661-0888
This report shall not be reproduced except in full, without the written approval of UL Verification Services Inc.

BANDEDGE (HIGH CHANNEL, CH 12)

HORIZONTAL RESULT

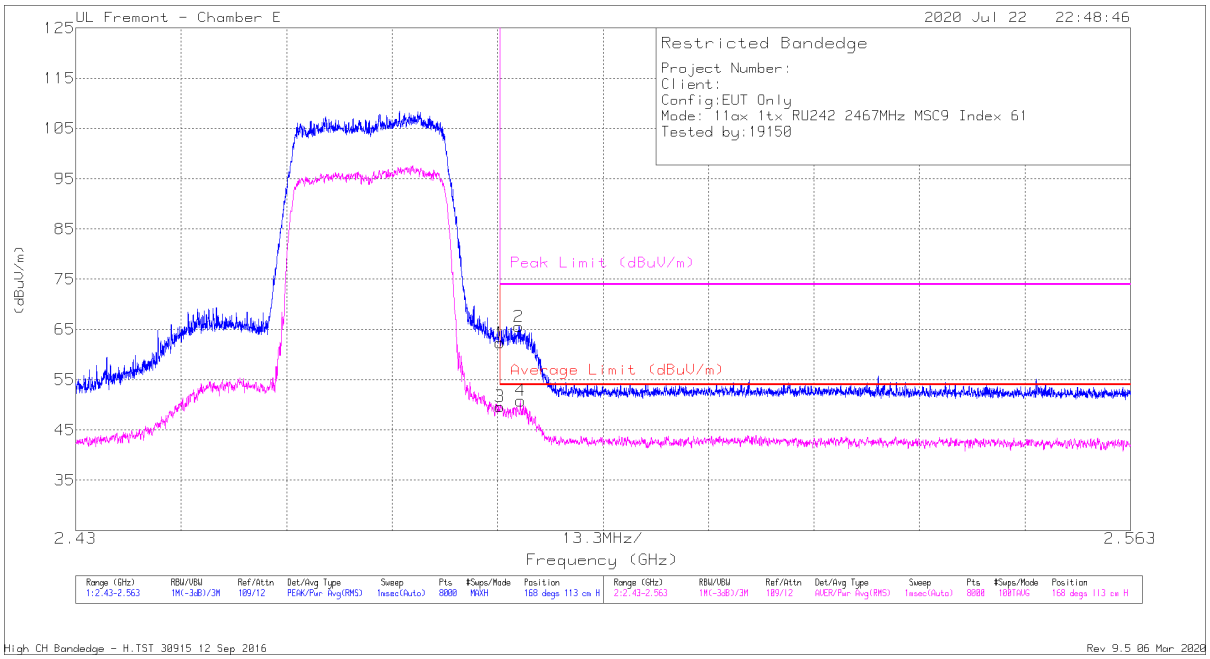

Marker	Frequency (GHz)	Meter Reading (dBuV)	Det	AF T712 (dB/m)	Amp/Cbl/Fltr/Pad (dB)	Corrected Reading (dBuV/m)	Average Limit (dBuV/m)	Margin (dB)	Peak Limit (dBuV/m)	PK Margin (dB)	Azimuth (Degs)	Height (cm)	Polarity
1	* 2.48351	47.89	Pk	32.8	-18.4	62.29	-	-	74	-11.71	168	113	H
2	* 2.4859	51.23	Pk	32.8	-18.4	65.63	-	-	74	-8.37	168	113	H
3	* 2.48351	35.29	RMS	32.8	-18.4	49.69	54	-4.31	-	-	168	113	H
4	* 2.48608	36.42	RMS	32.8	-18.4	50.82	54	-3.18	-	-	168	113	H

* - indicates frequency in CFR47 Pt 15 / IC RSS-Restricted Band
Pk - Peak detector
RMS - RMS detection

UL VERIFICATION SERVICES INC.
47173 Benicia Street, Fremont, CA 94538; USA TEL:(510) 319-4000 FAX:(510) 661-0888
This report shall not be reproduced except in full, without the written approval of UL Verification Services Inc.

VERTICAL RESULT

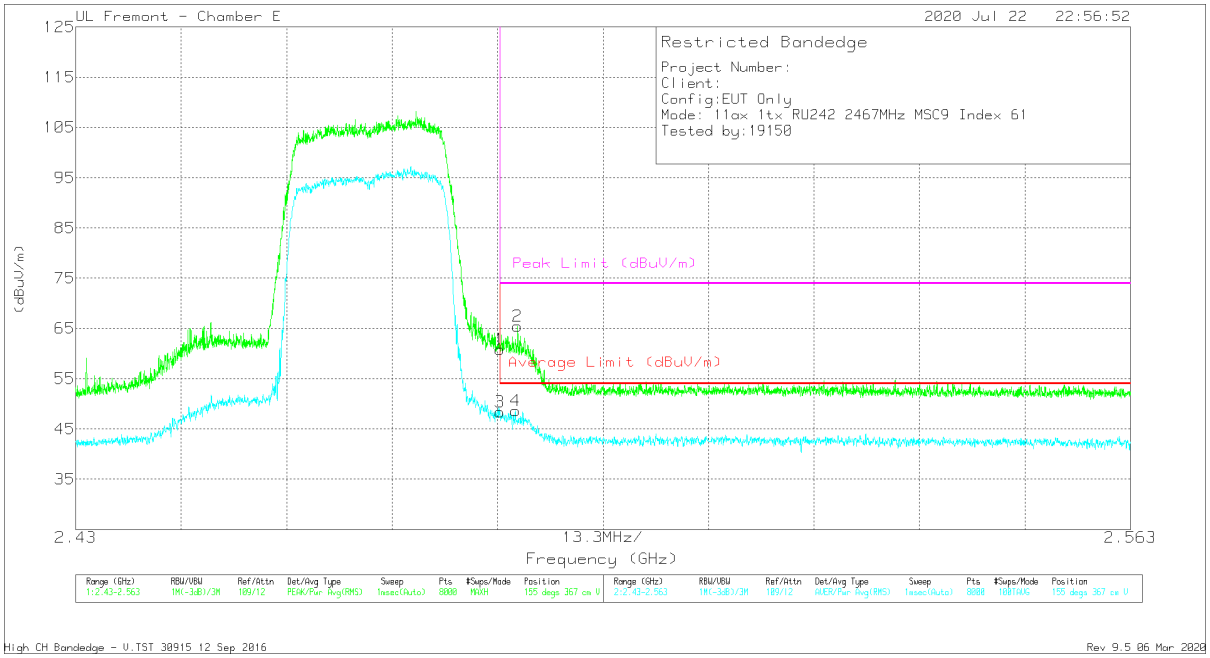

Marker	Frequency (GHz)	Meter Reading (dBuV)	Det	AF T712 (dB/m)	Amp/Cbl/Fltr/Pad (dB)	Corrected Reading (dBuV/m)	Average Limit (dBuV/m)	Margin (dB)	Peak Limit (dBuV/m)	PK Margin (dB)	Azimuth (Degs)	Height (cm)	Polarity
1	* 2.48351	46.42	Pk	32.8	-18.4	60.82	-	-	74	-13.18	155	367	V
2	* 2.48572	51.04	Pk	32.8	-18.4	65.44	-	-	74	-8.56	155	367	V
3	* 2.48351	33.98	RMS	32.8	-18.4	48.38	54	-5.62	-	-	155	367	V
4	* 2.48545	34.18	RMS	32.8	-18.4	48.58	54	-5.42	-	-	155	367	V

* - indicates frequency in CFR47 Pt 15 / IC RSS-Restricted Band
Pk - Peak detector
RMS - RMS detection

UL VERIFICATION SERVICES INC.
47173 Benicia Street, Fremont, CA 94538; USA TEL:(510) 319-4000 FAX:(510) 661-0888

This report shall not be reproduced except in full, without the written approval of UL Verification Services Inc.

BANDEDGE (HIGH CHANNEL, CH 13)

HORIZONTAL RESULT

Marker	Frequency (GHz)	Meter Reading (dBuV)	Det	AF T346 (dB/m)	Amp/Cbl/Fltr/Pad (dB)	Corrected Reading (dBuV/m)	Average Limit (dBuV/m)	Margin (dB)	Peak Limit (dBuV/m)	PK Margin (dB)	Azimuth (Degs)	Height (cm)	Polarity
1	* 2.48351	52.85	Pk	32.4	-17.7	67.55	-	-	74	-6.45	267	102	H
2	* 2.48359	52.37	Pk	32.4	-17.7	67.07	-	-	74	-6.93	267	102	H
3	* 2.48351	30.08	RMS	32.4	-17.7	44.78	54	-9.22	-	-	267	102	H
4	* 2.48353	30.51	RMS	32.4	-17.7	45.21	54	-8.79	-	-	267	102	H

* - indicates frequency in CFR47 Pt 15 / IC RSS-Restricted Band
Pk - Peak detector
RMS - RMS detection

UL VERIFICATION SERVICES INC.
47173 Benicia Street, Fremont, CA 94538; USA TEL:(510) 319-4000 FAX:(510) 661-0888

This report shall not be reproduced except in full, without the written approval of UL Verification Services Inc.

VERTICAL RESULT

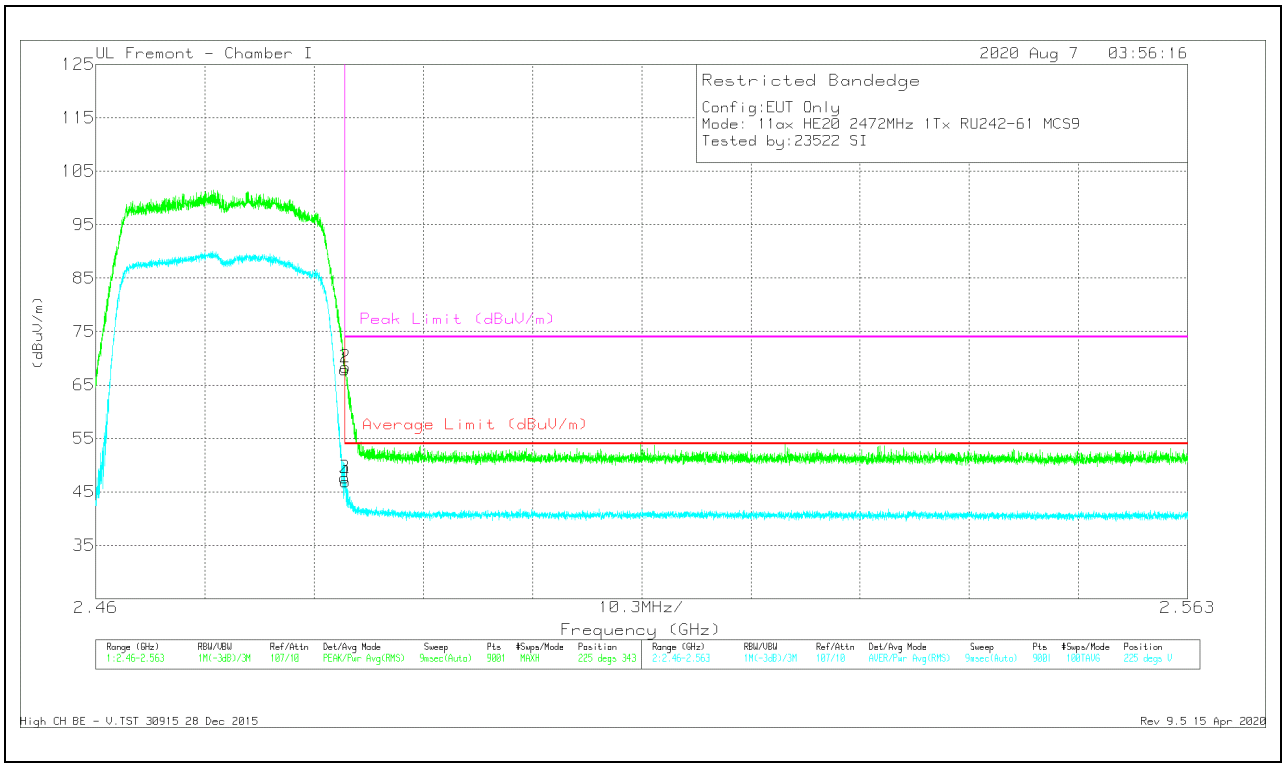

Marker	Frequency (GHz)	Meter Reading (dBuV)	Det	AF T346 (dB/m)	Amp/Cbl/Fltr/Pad (dB)	Corrected Reading (dBuV/m)	Average Limit (dBuV/m)	Margin (dB)	Peak Limit (dBuV/m)	PK Margin (dB)	Azimuth (Degs)	Height (cm)	Polarity
1	* 2.48351	53.22	Pk	32.4	-17.7	67.92	-	-	74	-6.08	225	343	V
2	* 2.48355	53.67	Pk	32.4	-17.7	68.37	-	-	74	-5.63	225	343	V
3	* 2.48351	32.97	RMS	32.4	-17.7	47.67	54	-6.33	-	-	225	343	V
4	* 2.48356	32.21	RMS	32.4	-17.7	46.91	54	-7.09	-	-	225	343	V

* - indicates frequency in CFR47 Pt 15 / IC RSS-Restricted Band
Pk - Peak detector
RMS - RMS detection

UL VERIFICATION SERVICES INC.
47173 Benicia Street, Fremont, CA 94538; USA TEL:(510) 319-4000 FAX:(510) 661-0888
This report shall not be reproduced except in full, without the written approval of UL Verification Services Inc.

1TX ANT 3 MODE: 26-Tones, RU Index 0

BANDEDGE (LOW CHANNEL, CH 1)

HORIZONTAL RESULT

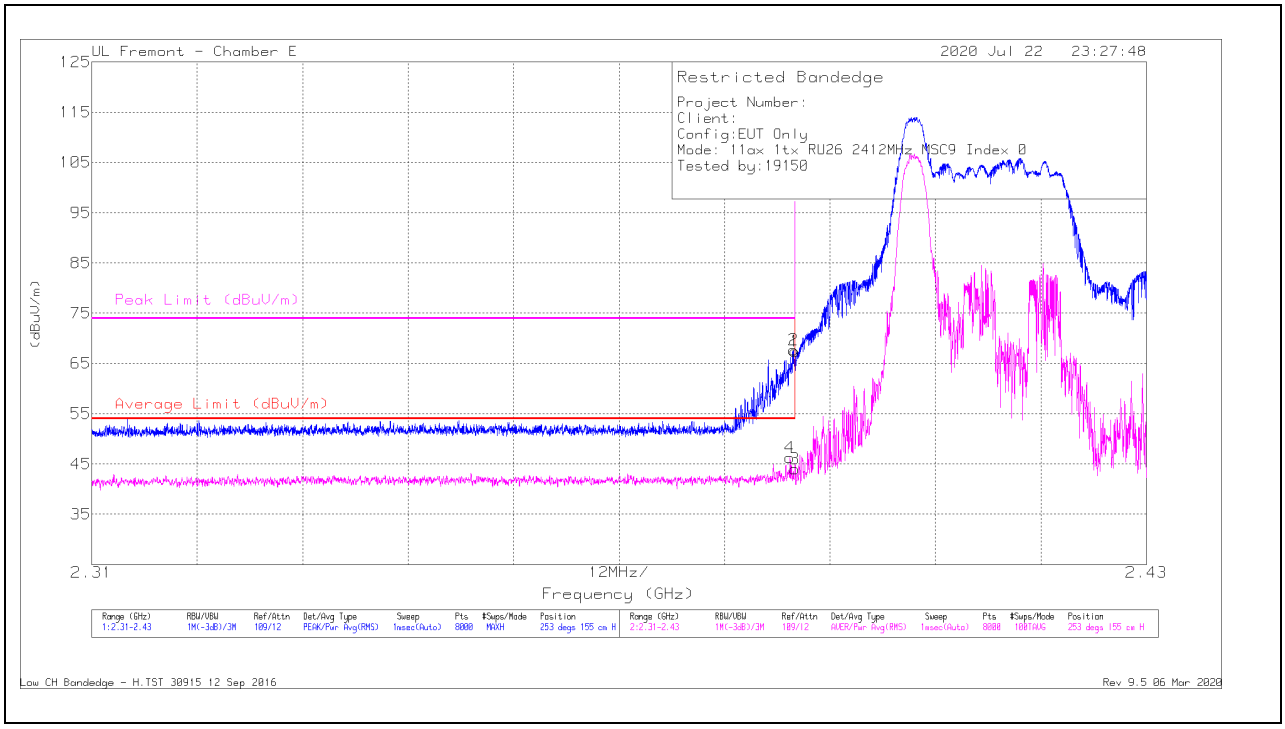

Marker	Frequency (GHz)	Meter Reading (dBuV)	Det	AF T712 (dB/m)	Amp/Cbl/Fltr/Pad (dB)	Corrected Reading (dBuV/m)	Average Limit (dBuV/m)	Margin (dB)	Peak Limit (dBuV/m)	PK Margin (dB)	Azimuth (Degs)	Height (cm)	Polarity
1	* 2.38999	53.62	Pk	32.2	-18.4	67.42	-	-	74	-6.58	253	155	H
2	* 2.38987	53.94	Pk	32.2	-18.4	67.74	-	-	74	-6.26	253	155	H
3	* 2.38999	30.25	RMS	32.2	-18.4	44.05	54	-9.95	-	-	253	155	H
4	* 2.38945	32.5	RMS	32.2	-18.4	46.3	54	-7.7	-	-	253	155	H

* - indicates frequency in CFR47 Pt 15 / IC RSS-Restricted Band
Pk - Peak detector
RMS - RMS detection

UL VERIFICATION SERVICES INC.
47173 Benicia Street, Fremont, CA 94538; USA TEL:(510) 319-4000 FAX:(510) 661-0888

This report shall not be reproduced except in full, without the written approval of UL Verification Services Inc.

VERTICAL RESULT

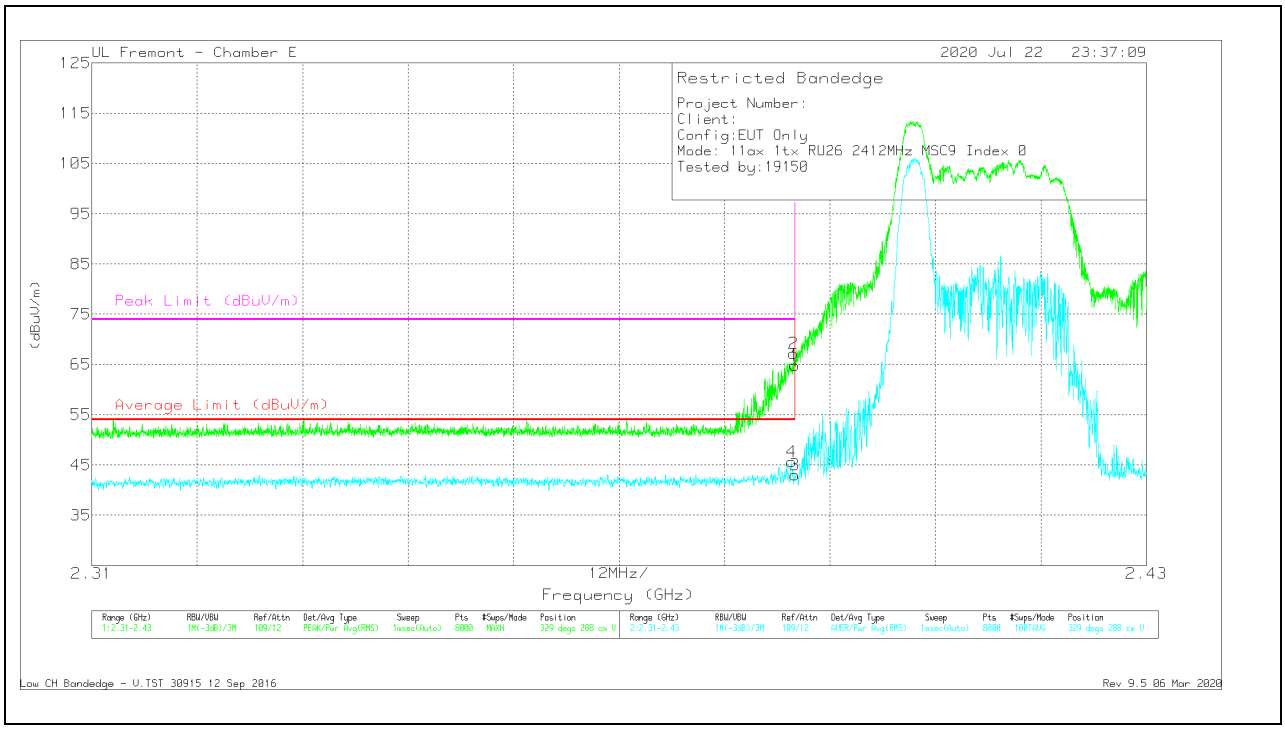

Marker	Frequency (GHz)	Meter Reading (dBuV)	Det	AF T712 (dB/m)	Amp/Cbl/Fltr/Pad (dB)	Corrected Reading (dBuV/m)	Average Limit (dBuV/m)	Margin (dB)	Peak Limit (dBuV/m)	PK Margin (dB)	Azimuth (Degs)	Height (cm)	Polarity
1	* 2.38999	51.05	Pk	32.2	-18.4	64.85	-	-	74	-9.15	329	288	V
2	* 2.38987	53.4	Pk	32.2	-18.4	67.2	-	-	74	-6.8	329	288	V
3	* 2.38999	29.18	RMS	32.2	-18.4	42.98	54	-11.02	-	-	329	288	V
4	* 2.38963	31.88	RMS	32.2	-18.4	45.68	54	-8.32	-	-	329	288	V

* - indicates frequency in CFR47 Pt 15 / IC RSS-Restricted Band
Pk - Peak detector
RMS - RMS detection

UL VERIFICATION SERVICES INC.
47173 Benicia Street, Fremont, CA 94538; USA TEL:(510) 319-4000 FAX:(510) 661-0888
This report shall not be reproduced except in full, without the written approval of UL Verification Services Inc.

BANDEDGE (LOW CHANNEL, CH 2)

HORIZONTAL RESULT

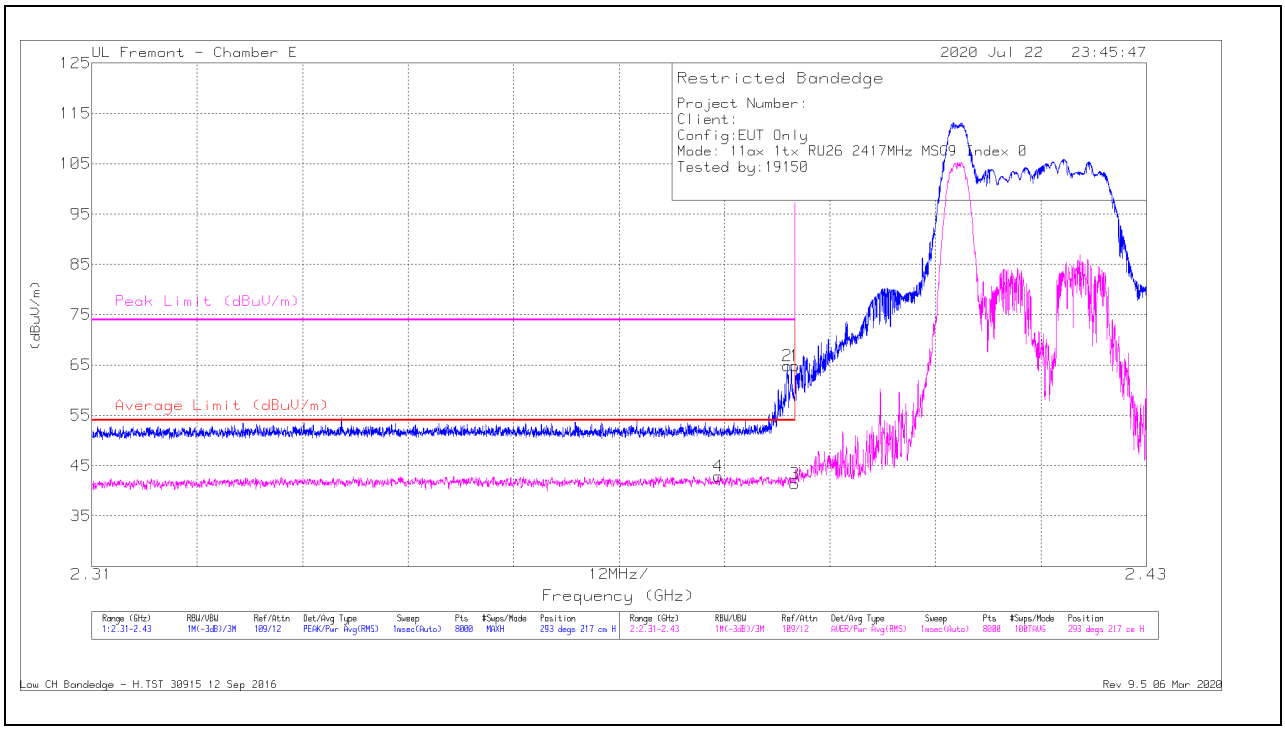

Marker	Frequency (GHz)	Meter Reading (dBuV)	Det	AF T712 (dB/m)	Amp/Cbl/Fltr/Pad (dB)	Corrected Reading (dBuV/m)	Average Limit (dBuV/m)	Margin (dB)	Peak Limit (dBuV/m)	PK Margin (dB)	Azimuth (Degs)	Height (cm)	Polarity
1	* 2.38999	51.01	Pk	32.2	-18.4	64.81	-	-	74	-9.19	293	217	H
2	* 2.38914	51.08	Pk	32.2	-18.4	64.88	-	-	74	-9.12	293	217	H
3	* 2.38999	27.57	RMS	32.2	-18.4	41.37	54	-12.63	-	-	293	217	H
4	* 2.38127	29.14	RMS	32.2	-18.4	42.94	54	-11.06	-	-	293	217	H

* - indicates frequency in CFR47 Pt 15 / IC RSS-Restricted Band
Pk - Peak detector
RMS - RMS detection

UL VERIFICATION SERVICES INC.
47173 Benicia Street, Fremont, CA 94538; USA TEL:(510) 319-4000 FAX:(510) 661-0888
This report shall not be reproduced except in full, without the written approval of UL Verification Services Inc.

VERTICAL RESULT

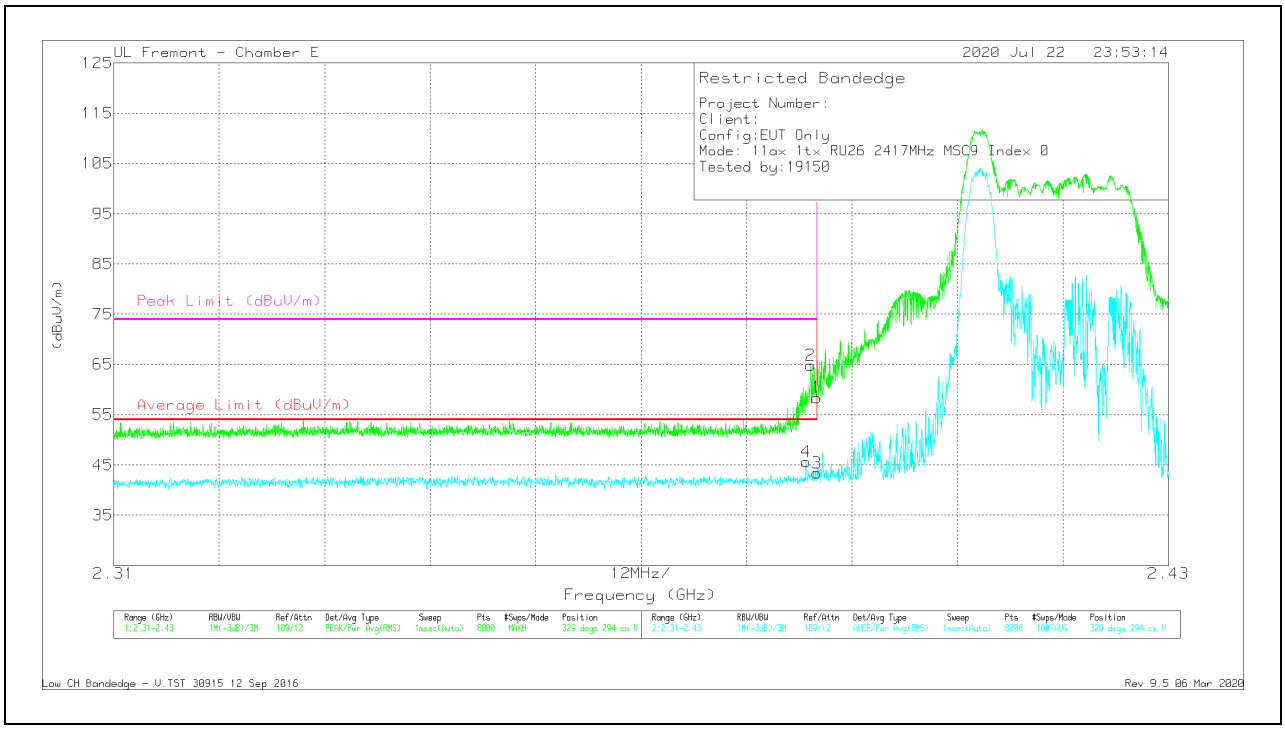

Marker	Frequency (GHz)	Meter Reading (dBuV)	Det	AF T712 (dB/m)	Amp/Cbl/Fltr/Pad (dB)	Corrected Reading (dBuV/m)	Average Limit (dBuV/m)	Margin (dB)	Peak Limit (dBuV/m)	PK Margin (dB)	Azimuth (Degs)	Height (cm)	Polarity
1	* 2.38999	44.62	Pk	32.2	-18.4	58.42	-	-	74	-15.58	329	294	V
2	* 2.38929	51.03	Pk	32.2	-18.4	64.83	-	-	74	-9.17	329	294	V
3	* 2.38999	29.56	RMS	32.2	-18.4	43.36	54	-10.64	-	-	329	294	V
4	* 2.38876	31.88	RMS	32.2	-18.4	45.68	54	-8.32	-	-	329	294	V

* - indicates frequency in CFR47 Pt 15 / IC RSS-Restricted Band
Pk - Peak detector
RMS - RMS detection

UL VERIFICATION SERVICES INC.
47173 Benicia Street, Fremont, CA 94538; USA TEL:(510) 319-4000 FAX:(510) 661-0888

This report shall not be reproduced except in full, without the written approval of UL Verification Services Inc.

BANDEDGE (LOW CHANNEL, CH 3)

HORIZONTAL RESULT

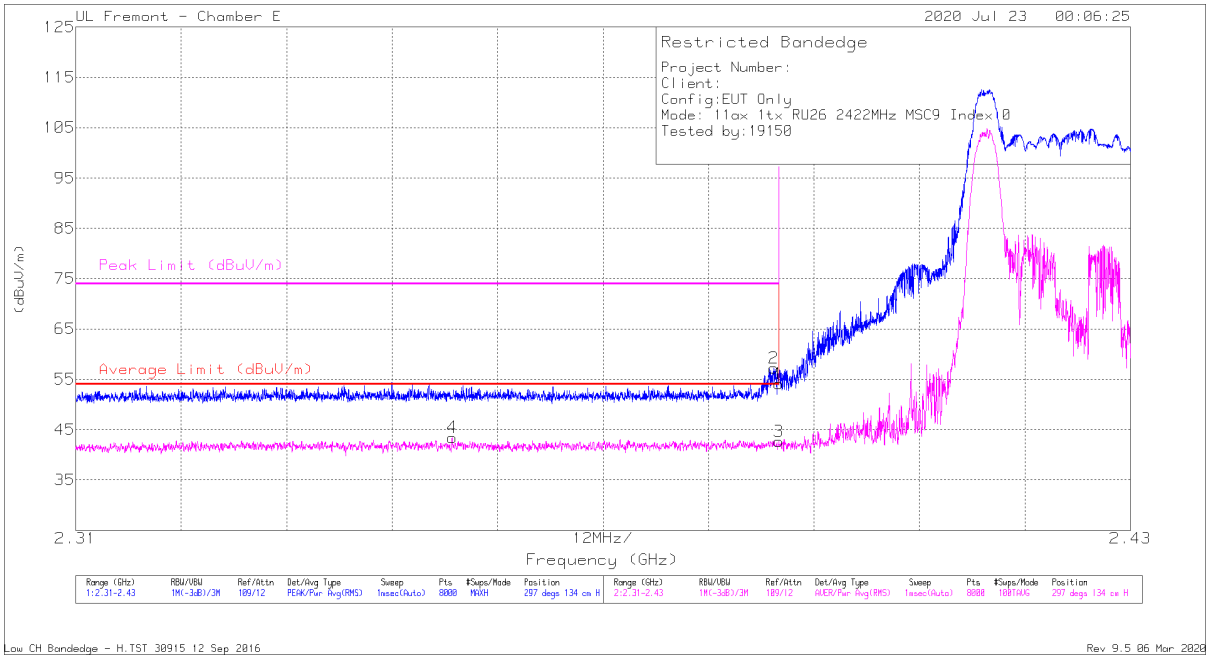

Marker	Frequency (GHz)	Meter Reading (dBuV)	Det	AF T712 (dB/m)	Amp/Cbl/Fltr/Pad (dB)	Corrected Reading (dBuV/m)	Average Limit (dBuV/m)	Margin (dB)	Peak Limit (dBuV/m)	PK Margin (dB)	Azimuth (Degs)	Height (cm)	Polarity
1	* 2.38999	40.37	Pk	32.2	-18.4	54.17	-	-	74	-19.83	297	134	H
2	* 2.38942	43.47	Pk	32.2	-18.4	57.27	-	-	74	-16.73	297	134	H
3	* 2.38999	28.8	RMS	32.2	-18.4	42.6	54	-11.4	-	-	297	134	H
4	* 2.35283	29.66	RMS	32.1	-18.3	43.46	54	-10.54	-	-	297	134	H

* - indicates frequency in CFR47 Pt 15 / IC RSS-Restricted Band
Pk - Peak detector
RMS - RMS detection

UL VERIFICATION SERVICES INC.
47173 Benicia Street, Fremont, CA 94538; USA TEL:(510) 319-4000 FAX:(510) 661-0888
This report shall not be reproduced except in full, without the written approval of UL Verification Services Inc.

VERTICAL RESULT

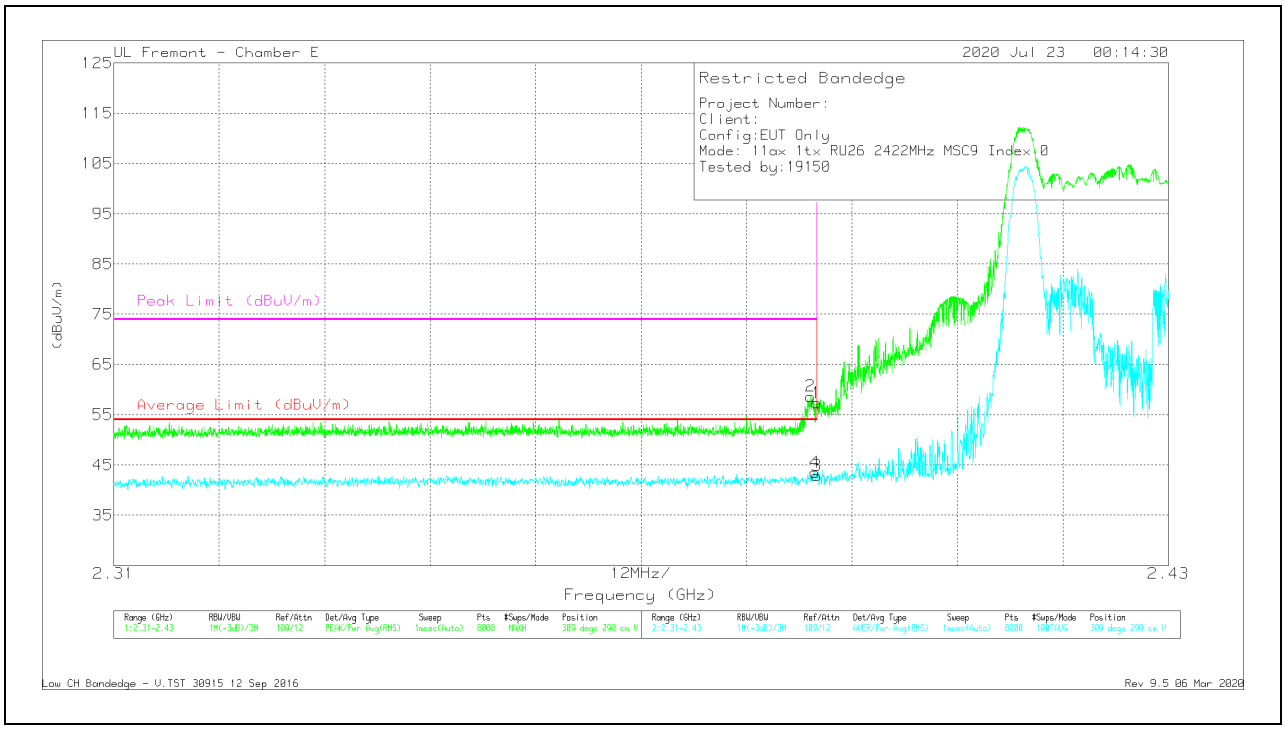

Marker	Frequency (GHz)	Meter Reading (dBuV)	Det	AF T712 (dB/m)	Amp/Cbl/Fltr/Pad (dB)	Corrected Reading (dBuV/m)	Average Limit (dBuV/m)	Margin (dB)	Peak Limit (dBuV/m)	PK Margin (dB)	Azimuth (Degs)	Height (cm)	Polarity
1	* 2.38999	43.53	Pk	32.2	-18.4	57.33	-	-	74	-16.67	309	290	V
2	* 2.38932	44.87	Pk	32.2	-18.4	58.67	-	-	74	-15.33	309	290	V
3	* 2.38999	29.07	RMS	32.2	-18.4	42.87	54	-11.13	-	-	309	290	V
4	* 2.38975	29.77	RMS	32.2	-18.4	43.57	54	-10.43	-	-	309	290	V

* - indicates frequency in CFR47 Pt 15 / IC RSS-Restricted Band
Pk - Peak detector
RMS - RMS detection

UL VERIFICATION SERVICES INC.
47173 Benicia Street, Fremont, CA 94538; USA TEL:(510) 319-4000 FAX:(510) 661-0888
This report shall not be reproduced except in full, without the written approval of UL Verification Services Inc.

BANDEDGE (HIGH CHANNEL, CH 9)

HORIZONTAL RESULT

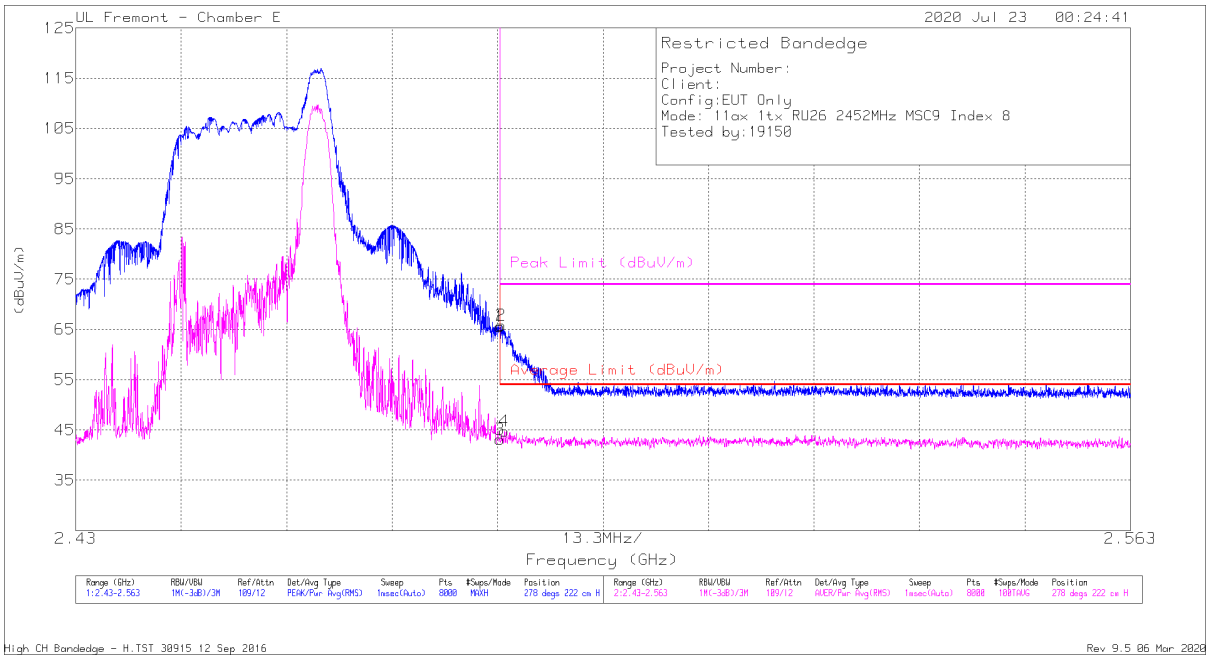

Marker	Frequency (GHz)	Meter Reading (dBuV)	Det	AF T712 (dB/m)	Amp/Cbl/Fltr/Pad (dB)	Corrected Reading (dBuV/m)	Average Limit (dBuV/m)	Margin (dB)	Peak Limit (dBuV/m)	PK Margin (dB)	Azimuth (Degs)	Height (cm)	Polarity
1	* 2.48351	51.13	Pk	32.8	-18.4	65.53	-	-	74	-8.47	278	222	H
2	* 2.48366	51.46	Pk	32.8	-18.4	65.86	-	-	74	-8.14	278	222	H
3	* 2.48351	28.73	RMS	32.8	-18.4	43.13	54	-10.87	-	-	278	222	H
4	* 2.48407	30.38	RMS	32.8	-18.4	44.78	54	-9.22	-	-	278	222	H

* - indicates frequency in CFR47 Pt 15 / IC RSS-Restricted Band
Pk - Peak detector
RMS - RMS detection

UL VERIFICATION SERVICES INC.
47173 Benicia Street, Fremont, CA 94538; USA TEL:(510) 319-4000 FAX:(510) 661-0888
This report shall not be reproduced except in full, without the written approval of UL Verification Services Inc.

VERTICAL RESULT

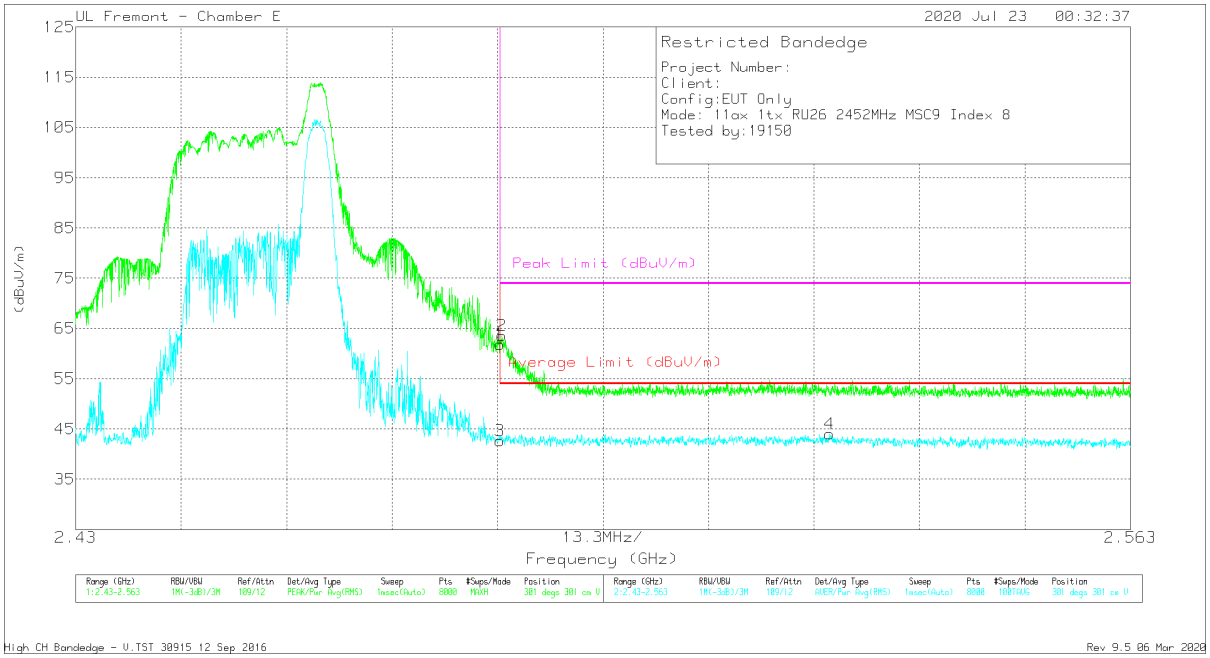

Marker	Frequency (GHz)	Meter Reading (dBuV)	Det	AF T712 (dB/m)	Amp/Cbl/Fltr/Pad (dB)	Corrected Reading (dBuV/m)	Average Limit (dBuV/m)	Margin (dB)	Peak Limit (dBuV/m)	PK Margin (dB)	Azimuth (Degs)	Height (cm)	Polarity
1	* 2.48351	47.5	Pk	32.8	-18.4	61.9	-	-	74	-12.1	301	301	V
2	* 2.48374	49.15	Pk	32.8	-18.4	63.55	-	-	74	-10.45	301	301	V
3	* 2.48351	28.2	RMS	32.8	-18.4	42.6	54	-11.4	-	-	301	301	V
4	2.52507	29.5	RMS	32.8	-18.3	44	54	-10	-	-	301	301	V

* - indicates frequency in CFR47 Pt 15 / IC RSS-Restricted Band
Pk - Peak detector
RMS - RMS detection

UL VERIFICATION SERVICES INC.
47173 Benicia Street, Fremont, CA 94538; USA TEL:(510) 319-4000 FAX:(510) 661-0888
This report shall not be reproduced except in full, without the written approval of UL Verification Services Inc.

BANDEDGE (HIGH CHANNEL, CH 10)

HORIZONTAL RESULT

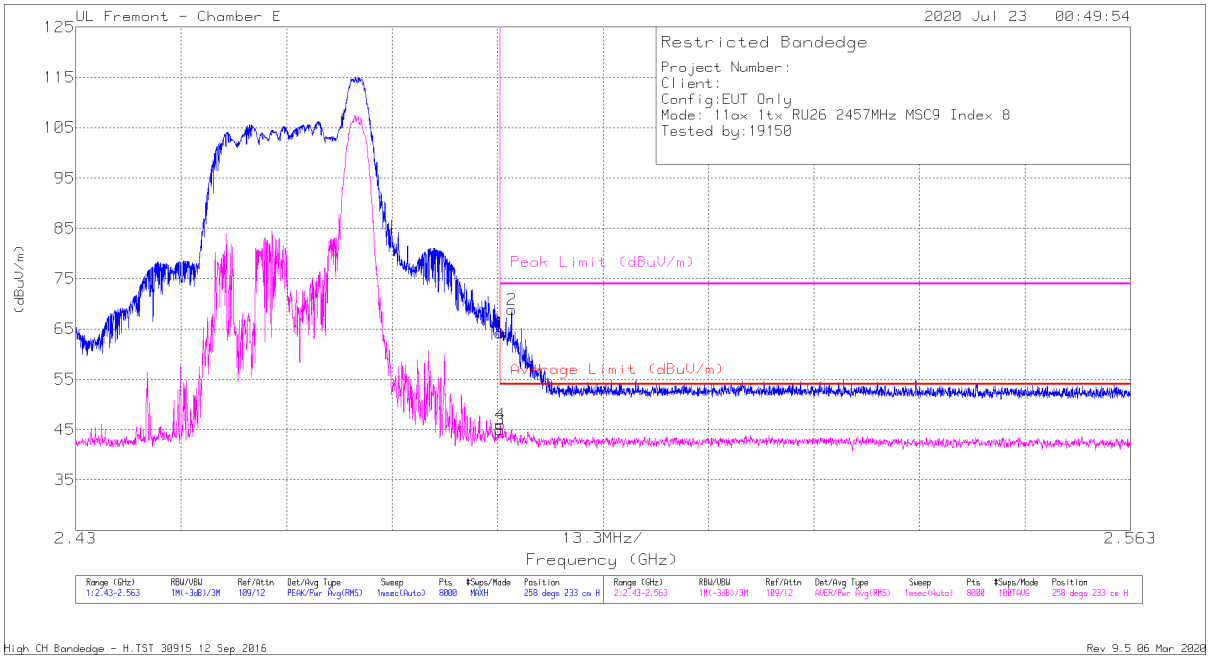

Marker	Frequency (GHz)	Meter Reading (dBuV)	Det	AF T712 (dB/m)	Amp/Cbl/Fltr/Pad (dB)	Corrected Reading (dBuV/m)	Average Limit (dBuV/m)	Margin (dB)	Peak Limit (dBuV/m)	PK Margin (dB)	Azimuth (Degs)	Height (cm)	Polarity
1	* 2.48351	49.82	Pk	32.8	-18.4	64.22	-	-	74	-9.78	258	233	H
2	* 2.48497	54.45	Pk	32.8	-18.4	68.85	-	-	74	-5.15	258	233	H
3	* 2.48351	30.6	RMS	32.8	-18.4	45	54	-9	-	-	258	233	H
4	* 2.48354	31.59	RMS	32.8	-18.4	45.99	54	-8.01	-	-	258	233	H

* - indicates frequency in CFR47 Pt 15 / IC RSS-Restricted Band
Pk - Peak detector
RMS - RMS detection

UL VERIFICATION SERVICES INC.
47173 Benicia Street, Fremont, CA 94538; USA TEL:(510) 319-4000 FAX:(510) 661-0888
This report shall not be reproduced except in full, without the written approval of UL Verification Services Inc.

VERTICAL RESULT

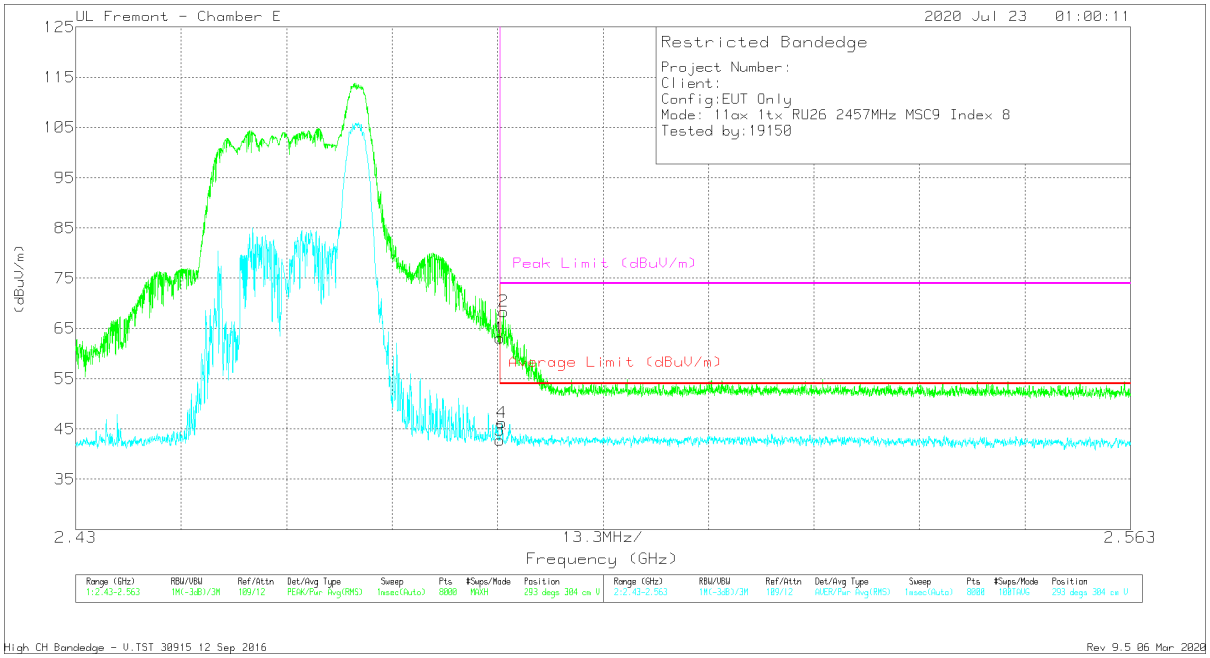

Marker	Frequency (GHz)	Meter Reading (dBuV)	Det	AF T712 (dB/m)	Amp/Cbl/Fltr/Pad (dB)	Corrected Reading (dBuV/m)	Average Limit (dBuV/m)	Margin (dB)	Peak Limit (dBuV/m)	PK Margin (dB)	Azimuth (Degs)	Height (cm)	Polarity
1	* 2.48351	48.72	Pk	32.8	-18.4	63.12	-	-	74	-10.88	293	304	V
2	* 2.48395	53.99	Pk	32.8	-18.4	68.39	-	-	74	-5.61	293	304	V
3	* 2.48351	28.42	RMS	32.8	-18.4	42.82	54	-11.18	-	-	293	304	V
4	* 2.48372	31.83	RMS	32.8	-18.4	46.23	54	-7.77	-	-	293	304	V

* - indicates frequency in CFR47 Pt 15 / IC RSS-Restricted Band
Pk - Peak detector
RMS - RMS detection

UL VERIFICATION SERVICES INC.
47173 Benicia Street, Fremont, CA 94538; USA TEL:(510) 319-4000 FAX:(510) 661-0888
This report shall not be reproduced except in full, without the written approval of UL Verification Services Inc.

BANDEDGE (HIGH CHANNEL, CH 11)

HORIZONTAL RESULT

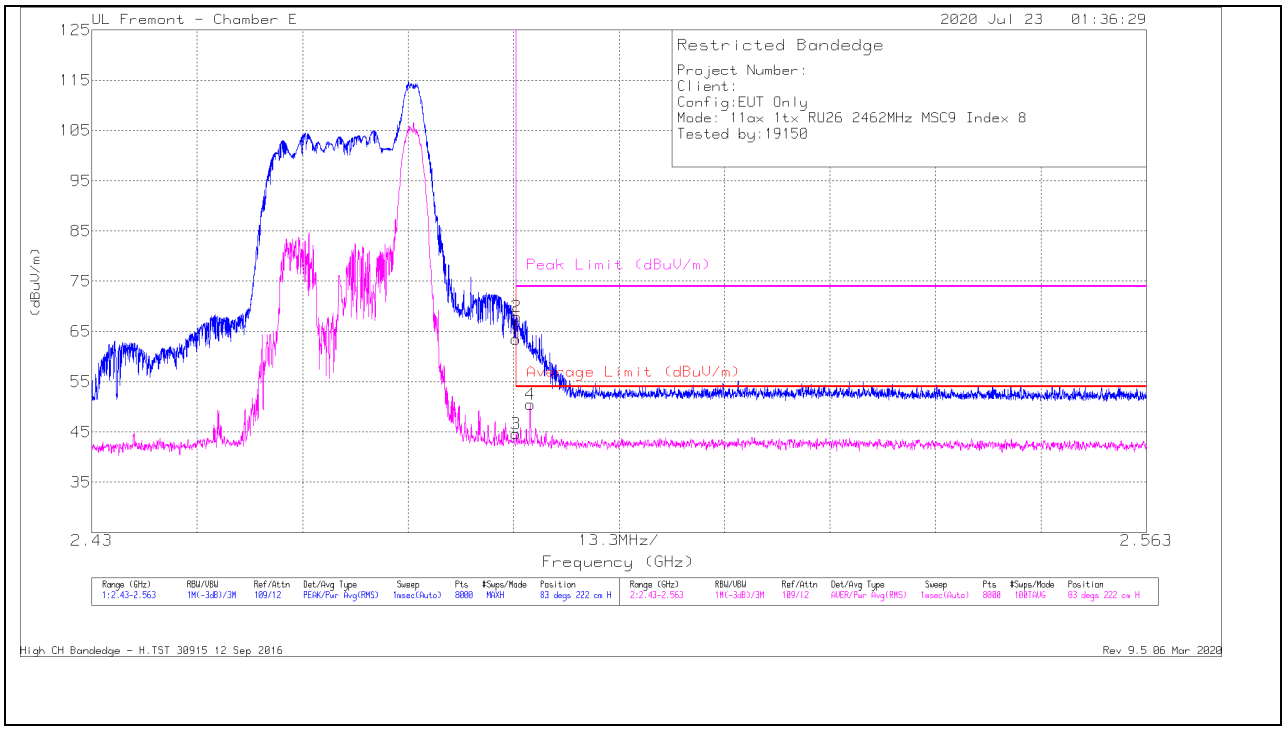

Marker	Frequency (GHz)	Meter Reading (dBuV)	Det	AF T712 (dB/m)	Amp/Cbl/Fltr/Pad (dB)	Corrected Reading (dBuV/m)	Average Limit (dBuV/m)	Margin (dB)	Peak Limit (dBuV/m)	PK Margin (dB)	Azimuth (Degs)	Height (cm)	Polarity
1	* 2.48351	49.1	Pk	32.8	-18.4	63.5	-	-	74	-10.5	83	222	H
2	* 2.48361	53.52	Pk	32.8	-18.4	67.92	-	-	74	-6.08	83	222	H
3	* 2.48351	30.28	RMS	32.8	-18.4	44.68	54	-9.32	-	-	83	222	H
4	* 2.4853	36.07	RMS	32.8	-18.4	50.47	54	-3.53	-	-	83	222	H

* - indicates frequency in CFR47 Pt 15 / IC RSS-Restricted Band
Pk - Peak detector
RMS - RMS detection

High CH Bandedge - H.TST 30915 12 Sep 2016
Rev 9.5 06 Mar 2020

UL VERIFICATION SERVICES INC.
47173 Benicia Street, Fremont, CA 94538; USA TEL:(510) 319-4000 FAX:(510) 661-0888
This report shall not be reproduced except in full, without the written approval of UL Verification Services Inc.

VERTICAL RESULT

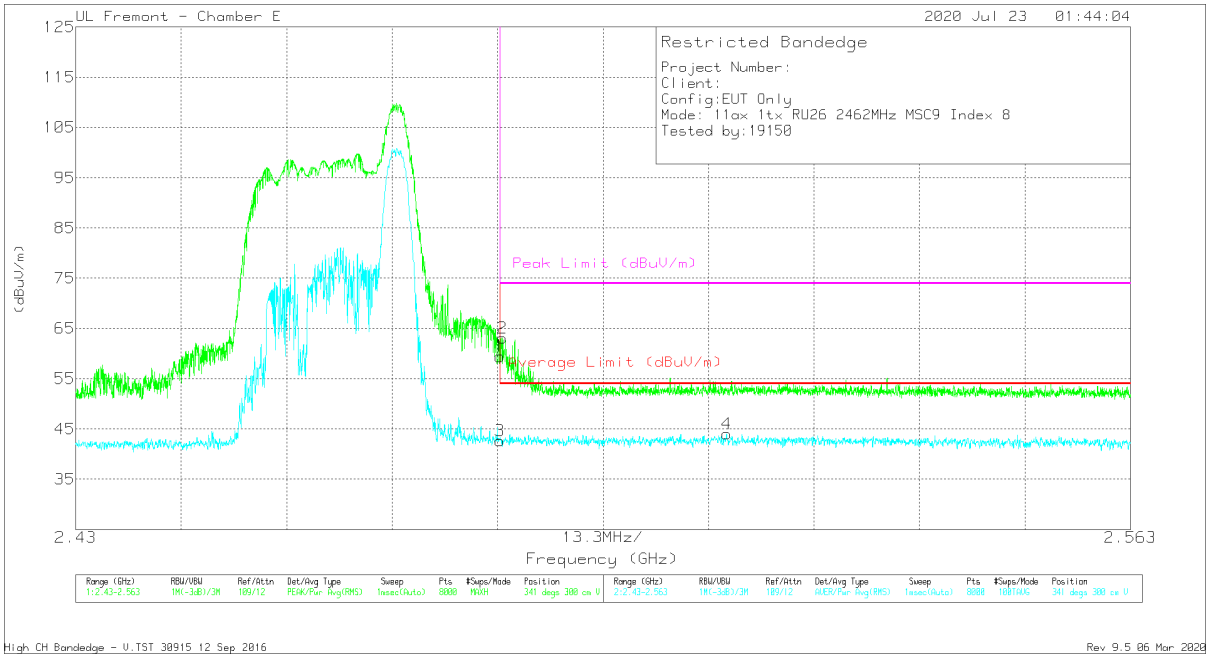

Marker	Frequency (GHz)	Meter Reading (dBuV)	Det	AF T712 (dB/m)	Amp/Cbl/Fltr/Pad (dB)	Corrected Reading (dBuV/m)	Average Limit (dBuV/m)	Margin (dB)	Peak Limit (dBuV/m)	PK Margin (dB)	Azimuth (Degs)	Height (cm)	Polarity
1	* 2.48351	45.02	Pk	32.8	-18.4	59.42	-	-	74	-14.58	341	300	V
2	* 2.48384	48.72	Pk	32.8	-18.4	63.12	-	-	74	-10.88	341	300	V
3	* 2.48351	28.23	RMS	32.8	-18.4	42.63	54	-11.37	-	-	341	300	V
4	2.51207	29.37	RMS	32.9	-18.3	43.97	54	-10.03	-	-	341	300	V

* - indicates frequency in CFR47 Pt 15 / IC RSS-Restricted Band
Pk - Peak detector
RMS - RMS detection

UL VERIFICATION SERVICES INC.
47173 Benicia Street, Fremont, CA 94538; USA TEL:(510) 319-4000 FAX:(510) 661-0888
This report shall not be reproduced except in full, without the written approval of UL Verification Services Inc.

BANDEDGE (HIGH CHANNEL, CH 12)

HORIZONTAL RESULT

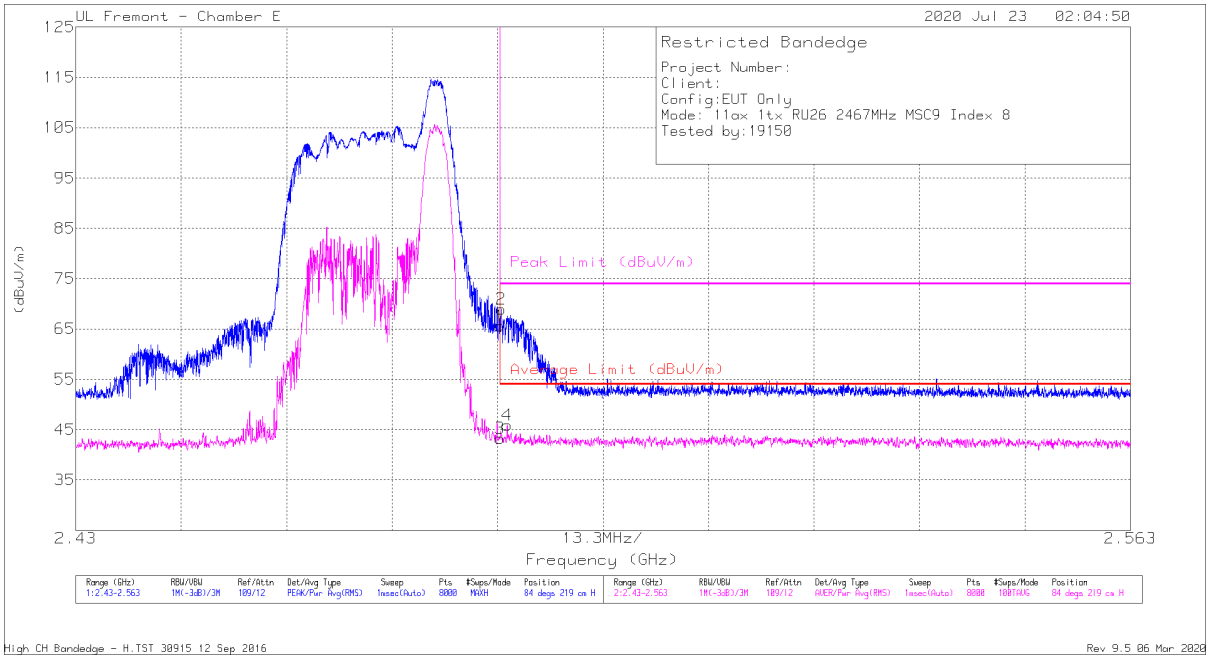

Marker	Frequency (GHz)	Meter Reading (dBuV)	Det	AF T712 (dB/m)	Amp/Cbl/Fltr/Pad (dB)	Corrected Reading (dBuV/m)	Average Limit (dBuV/m)	Margin (dB)	Peak Limit (dBuV/m)	PK Margin (dB)	Azimuth (Degs)	Height (cm)	Polarity
1	* 2.48351	51.19	Pk	32.8	-18.4	65.59	-	-	74	-8.41	84	219	H
2	* 2.48364	54.53	Pk	32.8	-18.4	68.93	-	-	74	-5.07	84	219	H
3	* 2.48351	28.93	RMS	32.8	-18.4	43.33	54	-10.67	-	-	84	219	H
4	* 2.4844	31.47	RMS	32.8	-18.4	45.87	54	-8.13	-	-	84	219	H

* - indicates frequency in CFR47 Pt 15 / IC RSS-Restricted Band
Pk - Peak detector
RMS - RMS detection

UL VERIFICATION SERVICES INC.
47173 Benicia Street, Fremont, CA 94538; USA TEL:(510) 319-4000 FAX:(510) 661-0888
This report shall not be reproduced except in full, without the written approval of UL Verification Services Inc.

VERTICAL RESULT

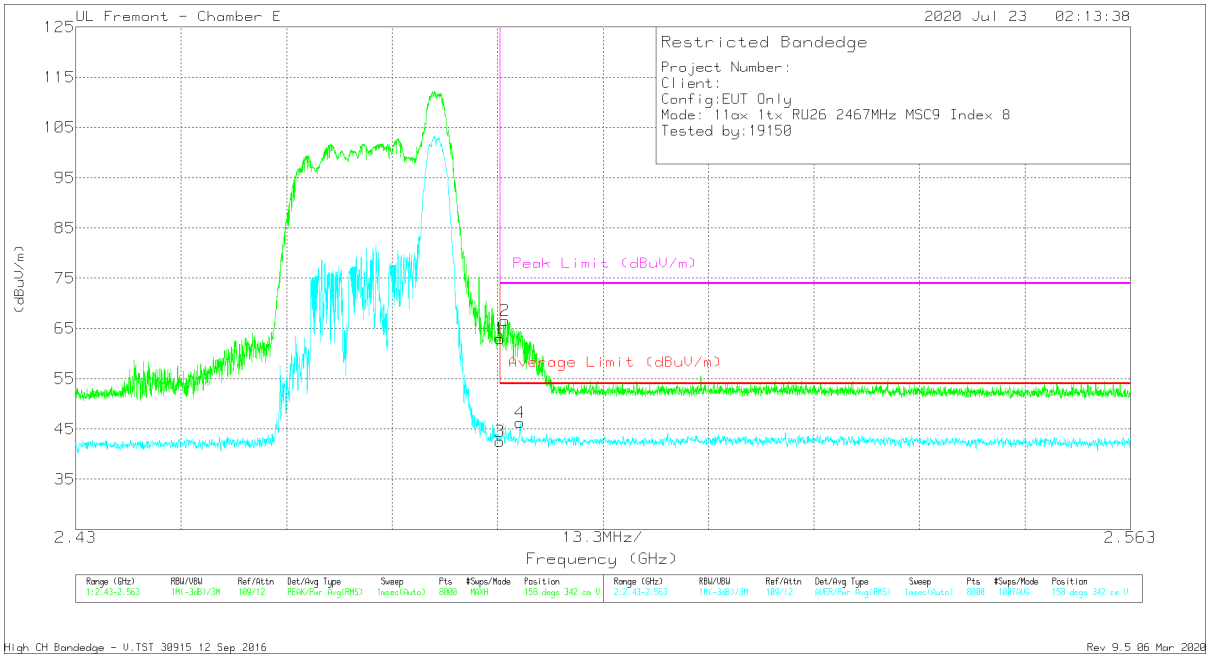

Marker	Frequency (GHz)	Meter Reading (dBuV)	Det	AF T712 (dB/m)	Amp/Cbl/Fltr/Pad (dB)	Corrected Reading (dBuV/m)	Average Limit (dBuV/m)	Margin (dB)	Peak Limit (dBuV/m)	PK Margin (dB)	Azimuth (Degs)	Height (cm)	Polarity
1	* 2.48351	48.61	Pk	32.8	-18.4	63.01	-	-	74	-10.99	158	342	V
2	* 2.48415	52.22	Pk	32.8	-18.4	66.62	-	-	74	-7.38	158	342	V
3	* 2.48351	28.15	RMS	32.8	-18.4	42.55	54	-11.45	-	-	158	342	V
4	* 2.48605	31.85	RMS	32.8	-18.4	46.25	54	-7.75	-	-	158	342	V

* - indicates frequency in CFR47 Pt 15 / IC RSS-Restricted Band
Pk - Peak detector
RMS - RMS detection

UL VERIFICATION SERVICES INC.
47173 Benicia Street, Fremont, CA 94538; USA TEL:(510) 319-4000 FAX:(510) 661-0888
This report shall not be reproduced except in full, without the written approval of UL Verification Services Inc.

BANDEDGE (HIGH CHANNEL, CH 13)

HORIZONTAL RESULT

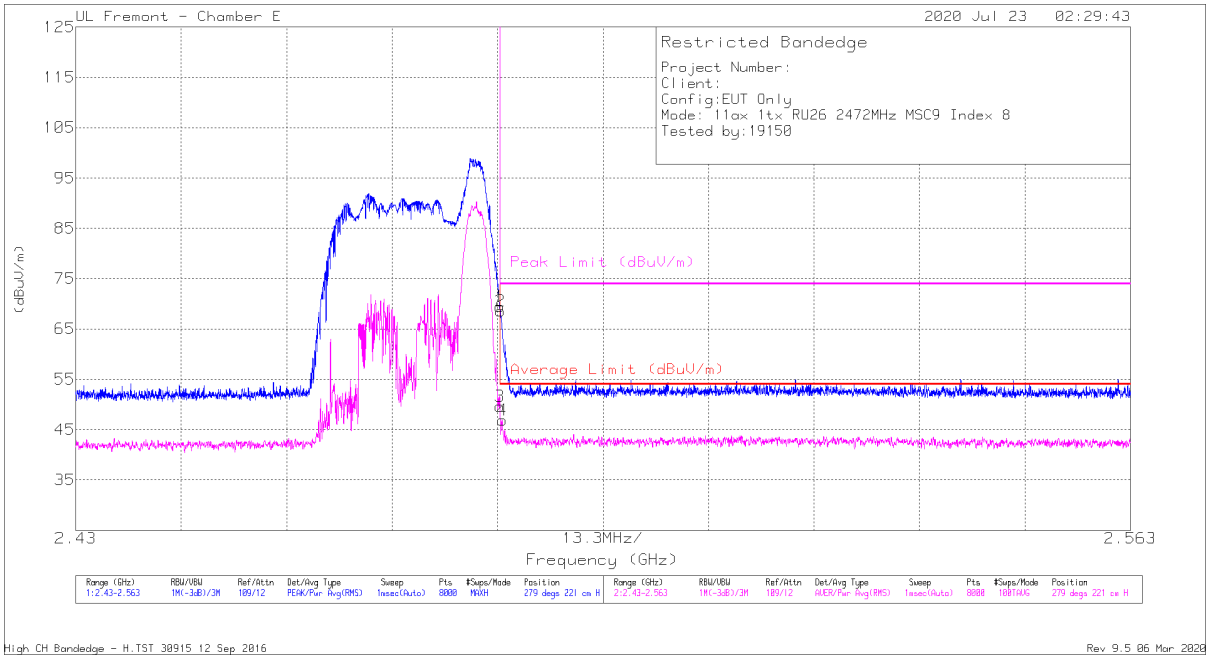

Marker	Frequency (GHz)	Meter Reading (dBuV)	Det	AF T712 (dB/m)	Amp/Cbl/Fltr/Pad (dB)	Corrected Reading (dBuV/m)	Average Limit (dBuV/m)	Margin (dB)	Peak Limit (dBuV/m)	PK Margin (dB)	Azimuth (Degs)	Height (cm)	Polarity
1	* 2.48351	55.09	Pk	32.8	-18.4	69.49	-	-	74	-4.51	279	221	H
2	* 2.48356	54.21	Pk	32.8	-18.4	68.61	-	-	74	-5.39	279	221	H
3	* 2.48351	35.19	RMS	32.8	-18.4	49.59	54	-4.41	-	-	279	221	H
4	* 2.48381	32.51	RMS	32.8	-18.4	46.91	54	-7.09	-	-	279	221	H

* - indicates frequency in CFR47 Pt 15 / IC RSS-Restricted Band
Pk - Peak detector
RMS - RMS detection

UL VERIFICATION SERVICES INC.
47173 Benicia Street, Fremont, CA 94538; USA TEL:(510) 319-4000 FAX:(510) 661-0888
This report shall not be reproduced except in full, without the written approval of UL Verification Services Inc.

VERTICAL RESULT

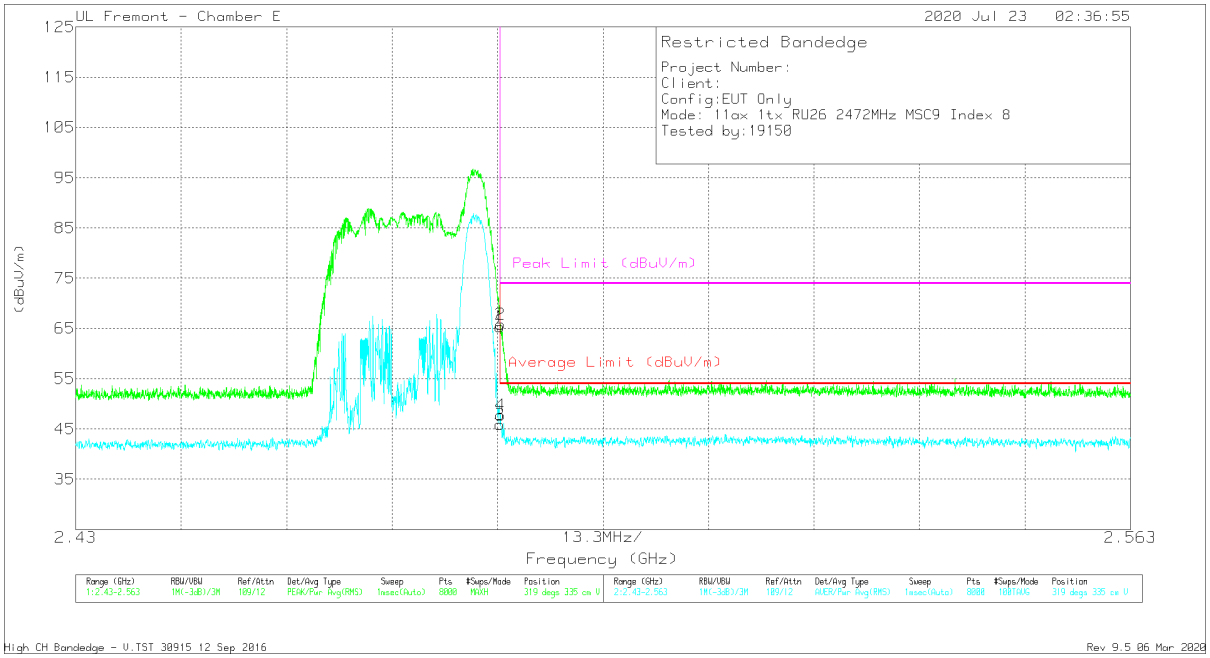

Marker	Frequency (GHz)	Meter Reading (dBuV)	Det	AF T712 (dB/m)	Amp/Cbl/Fltr/Pad (dB)	Corrected Reading (dBuV/m)	Average Limit (dBuV/m)	Margin (dB)	Peak Limit (dBuV/m)	PK Margin (dB)	Azimuth (Degs)	Height (cm)	Polarity
1	* 2.48351	50.99	Pk	32.8	-18.4	65.39	-	-	74	-8.61	319	335	V
2	* 2.48356	51.44	Pk	32.8	-18.4	65.84	-	-	74	-8.16	319	335	V
3	* 2.48351	31.54	RMS	32.8	-18.4	45.94	54	-8.06	-	-	319	335	V
4	* 2.48357	33.41	RMS	32.8	-18.4	47.81	54	-6.19	-	-	319	335	V

* - indicates frequency in CFR47 Pt 15 / IC RSS-Restricted Band
Pk - Peak detector
RMS - RMS detection

UL VERIFICATION SERVICES INC.
47173 Benicia Street, Fremont, CA 94538; USA TEL:(510) 319-4000 FAX:(510) 661-0888
This report shall not be reproduced except in full, without the written approval of UL Verification Services Inc.

1TX ANT 3 MODE: 242-Tones, RU Index 61

BANDEDGE (LOW CHANNEL, CH 1)

HORIZONTAL RESULT

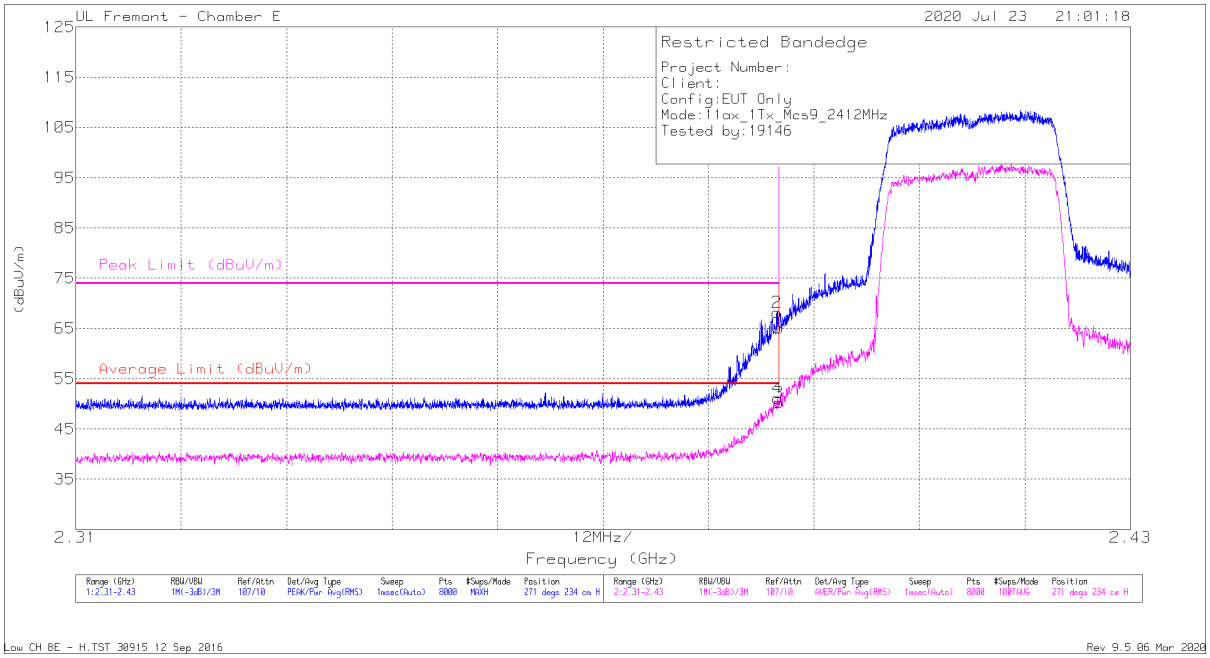

Marker	Frequency (GHz)	Meter Reading (dBuV)	Det	AF T712 (dB/m)	Amp/Cbl/Fltr/Pad (dB)	Corrected Reading (dBuV/m)	Average Limit (dBuV/m)	Margin (dB)	Peak Limit (dBuV/m)	PK Margin (dB)	Azimuth (Degs)	Height (cm)	Polarity
1	* 2.38999	59.27	Pk	32.2	-26.4	65.07	-	-	74	-8.93	271	234	H
2	* 2.38981	62.39	Pk	32.2	-26.4	68.19	-	-	74	-5.81	271	234	H
3	* 2.38999	44.44	RMS	32.2	-26.4	50.24	54	-3.76	-	-	271	234	H
4	* 2.38989	45.38	RMS	32.2	-26.4	51.18	54	-2.82	-	-	271	234	H

* - indicates frequency in CFR47 Pt 15 / IC RSS-Restricted Band
Pk - Peak detector
RMS - RMS detection

UL VERIFICATION SERVICES INC.
47173 Benicia Street, Fremont, CA 94538; USA TEL:(510) 319-4000 FAX:(510) 661-0888

This report shall not be reproduced except in full, without the written approval of UL Verification Services Inc.

VERTICAL RESULT

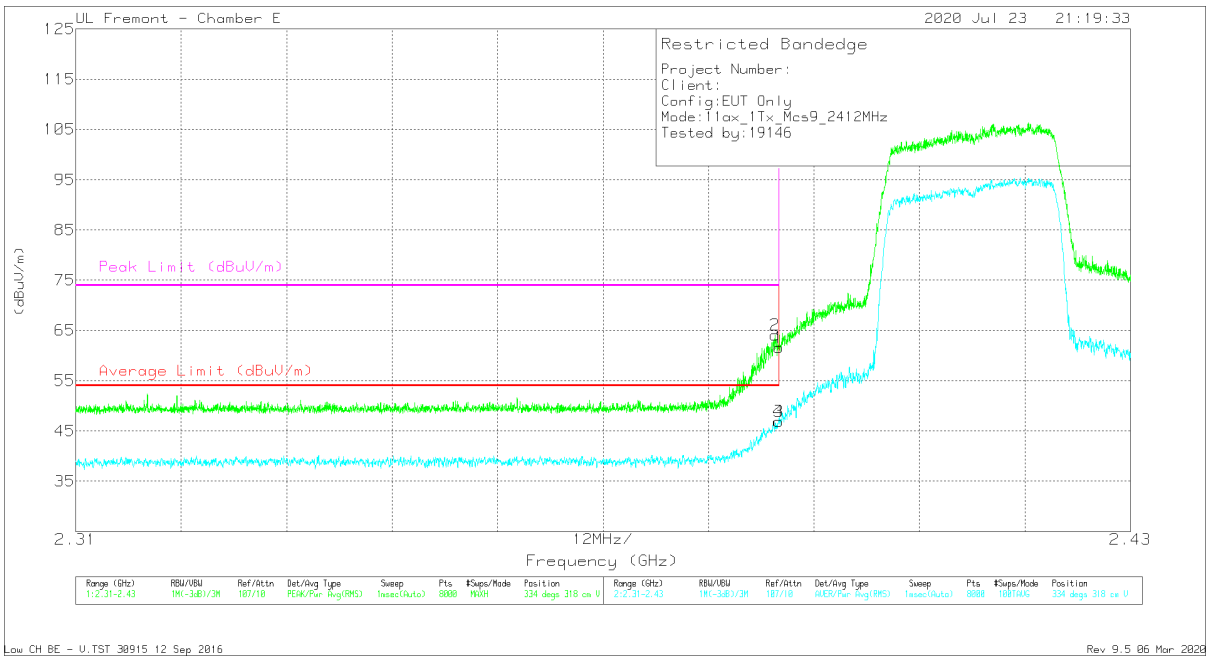

Marker	Frequency (GHz)	Meter Reading (dBuV)	Det	AF T712 (dB/m)	Amp/Cbl/Fltr/Pad (dB)	Corrected Reading (dBuV/m)	Average Limit (dBuV/m)	Margin (dB)	Peak Limit (dBuV/m)	PK Margin (dB)	Azimuth (Degs)	Height (cm)	Polarity
1	* 2.38999	55.8	Pk	32.2	-26.4	61.6	-	-	74	-12.4	334	318	V
2	* 2.38959	58.34	Pk	32.2	-26.4	64.14	-	-	74	-9.86	334	318	V
3	* 2.38999	41.14	RMS	32.2	-26.4	46.94	54	-7.06	-	-	334	318	V
4	* 2.38996	41.14	RMS	32.2	-26.4	46.94	54	-7.06	-	-	334	318	V

* - indicates frequency in CFR47 Pt 15 / IC RSS-Restricted Band
Pk - Peak detector
RMS - RMS detection

UL VERIFICATION SERVICES INC.
47173 Benicia Street, Fremont, CA 94538; USA TEL:(510) 319-4000 FAX:(510) 661-0888

This report shall not be reproduced except in full, without the written approval of UL Verification Services Inc.

BANDEDGE (LOW CHANNEL, CH 2)

HORIZONTAL RESULT

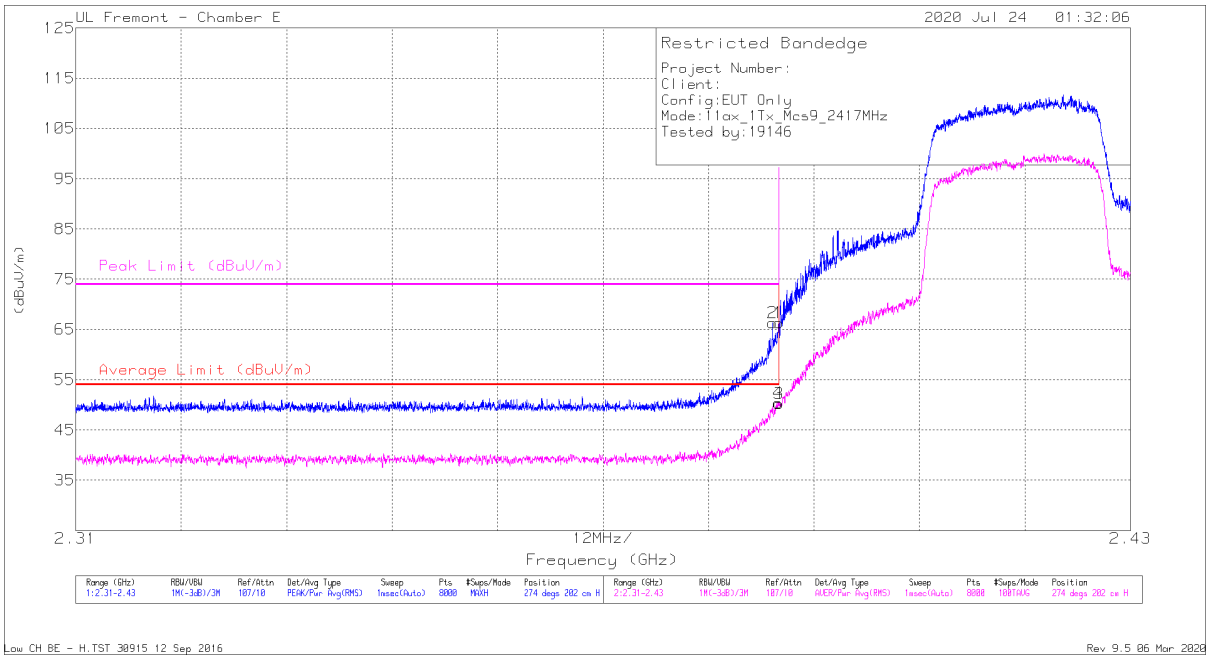

Marker	Frequency (GHz)	Meter Reading (dBuV)	Det	AF T712 (dB/m)	Amp/Cbl/Fltr/Pad (dB)	Corrected Reading (dBuV/m)	Average Limit (dBuV/m)	Margin (dB)	Peak Limit (dBuV/m)	PK Margin (dB)	Azimuth (Degs)	Height (cm)	Polarity
1	* 2.38999	60.49	Pk	32.2	-26.4	66.29	-	-	74	-7.71	274	202	H
2	* 2.38929	60.59	Pk	32.2	-26.4	66.39	-	-	74	-7.61	274	202	H
3	* 2.38999	44.51	RMS	32.2	-26.4	50.31	54	-3.69	-	-	274	202	H
4	* 2.3899	44.63	RMS	32.2	-26.4	50.43	54	-3.57	-	-	274	202	H

* - indicates frequency in CFR47 Pt 15 / IC RSS-Restricted Band
Pk - Peak detector
RMS - RMS detection

UL VERIFICATION SERVICES INC.
47173 Benicia Street, Fremont, CA 94538; USA TEL:(510) 319-4000 FAX:(510) 661-0888
This report shall not be reproduced except in full, without the written approval of UL Verification Services Inc.

VERTICAL RESULT

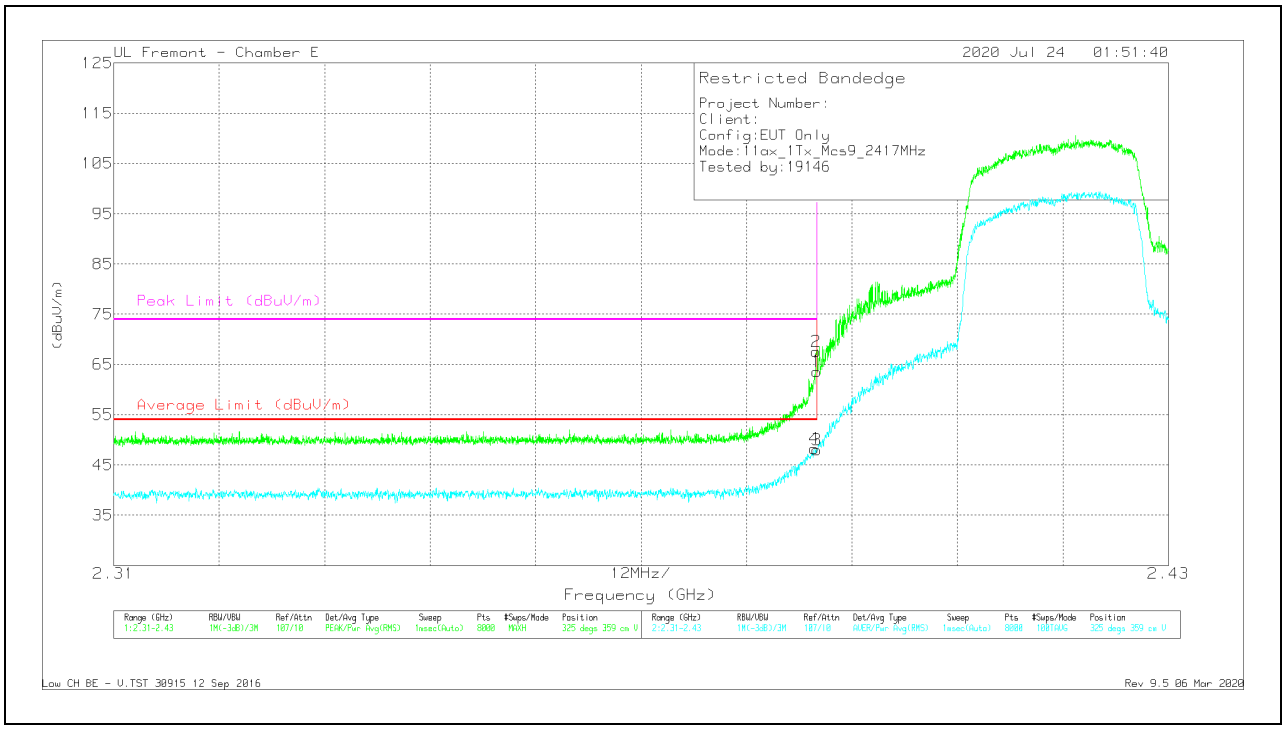

Marker	Frequency (GHz)	Meter Reading (dBuV)	Det	AF T712 (dB/m)	Amp/Cbl/Fltr/Pad (dB)	Corrected Reading (dBuV/m)	Average Limit (dBuV/m)	Margin (dB)	Peak Limit (dBuV/m)	PK Margin (dB)	Azimuth (Degs)	Height (cm)	Polarity
1	* 2.38999	57.85	Pk	32.2	-26.4	63.65	-	-	74	-10.35	325	359	V
2	* 2.38992	61.73	Pk	32.2	-26.4	67.53	-	-	74	-6.47	325	359	V
3	* 2.38999	42.19	RMS	32.2	-26.4	47.99	54	-6.01	-	-	325	359	V
4	* 2.38969	42.44	RMS	32.2	-26.4	48.24	54	-5.76	-	-	325	359	V

* - indicates frequency in CFR47 Pt 15 / IC RSS-Restricted Band
Pk - Peak detector
RMS - RMS detection

UL VERIFICATION SERVICES INC.
47173 Benicia Street, Fremont, CA 94538; USA TEL:(510) 319-4000 FAX:(510) 661-0888
This report shall not be reproduced except in full, without the written approval of UL Verification Services Inc.

BANDEDGE (LOW CHANNEL, CH 3)

HORIZONTAL RESULT

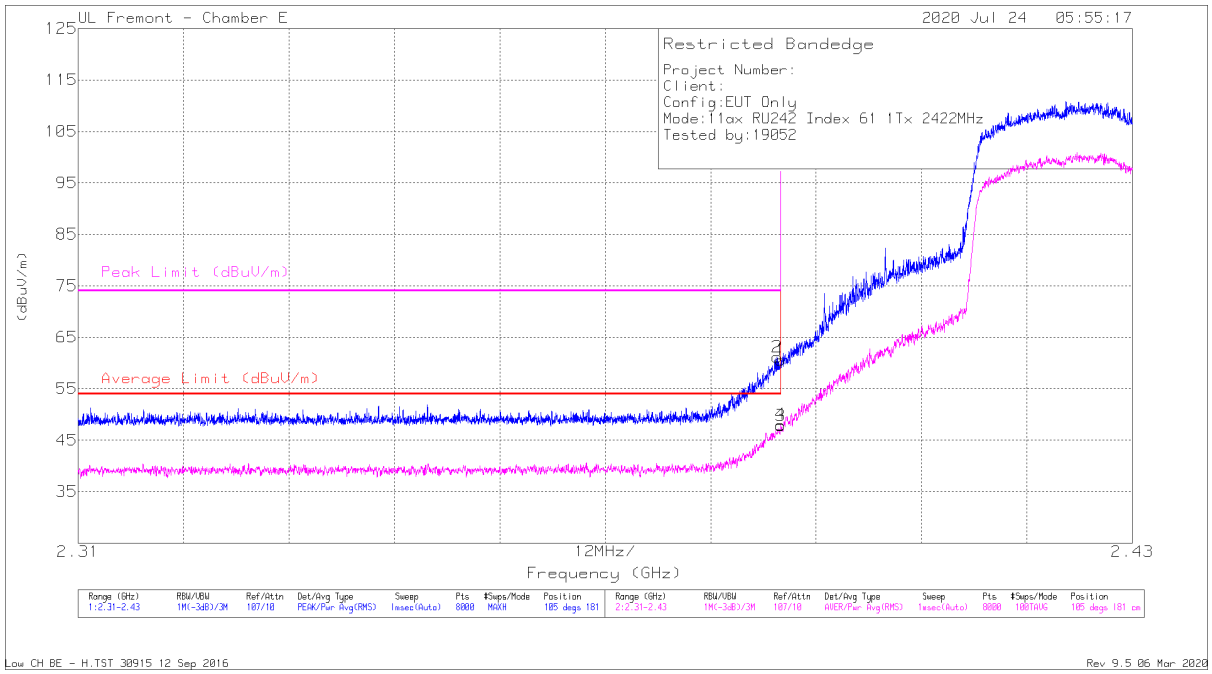

Marker	Frequency (GHz)	Meter Reading (dBuV)	Det	AF T712 (dB/m)	Amp/Cbl/Fltr/Pad (dB)	Corrected Reading (dBuV/m)	Average Limit (dBuV/m)	Margin (dB)	Peak Limit (dBuV/m)	PK Margin (dB)	Azimuth (Degs)	Height (cm)	Polarity
1	* 2.38999	54.76	Pk	32.2	-26.4	60.56	-	-	74	-13.44	105	181	H
2	* 2.38957	55.34	Pk	32.2	-26.4	61.14	-	-	74	-12.86	105	181	H
3	* 2.38999	42.01	RMS	32.2	-26.4	47.81	54	-6.19	-	-	105	181	H
4	* 2.38996	42.22	RMS	32.2	-26.4	48.02	54	-5.98	-	-	105	181	H

* - indicates frequency in CFR47 Pt 15 / IC RSS-Restricted Band
Pk - Peak detector
RMS - RMS detection

UL VERIFICATION SERVICES INC.
47173 Benicia Street, Fremont, CA 94538; USA TEL:(510) 319-4000 FAX:(510) 661-0888
This report shall not be reproduced except in full, without the written approval of UL Verification Services Inc.

VERTICAL RESULT

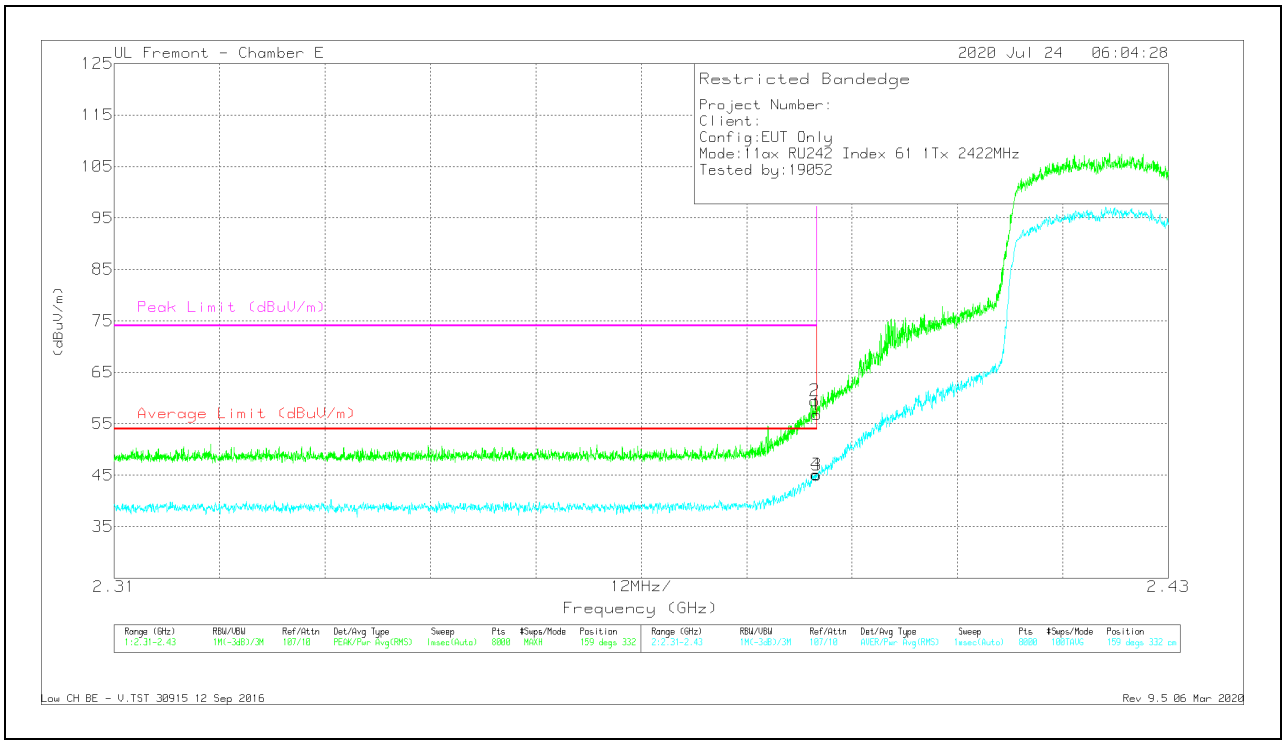

Marker	Frequency (GHz)	Meter Reading (dBuV)	Det	AF T712 (dB/m)	Amp/Cbl/Fltr/Pad (dB)	Corrected Reading (dBuV/m)	Average Limit (dBuV/m)	Margin (dB)	Peak Limit (dBuV/m)	PK Margin (dB)	Azimuth (Degs)	Height (cm)	Polarity
1	* 2.38999	50.98	Pk	32.2	-26.4	56.78	-	-	74	-17.22	159	332	V
2	* 2.38975	53.67	Pk	32.2	-26.4	59.47	-	-	74	-14.53	159	332	V
3	* 2.38999	39.26	RMS	32.2	-26.4	45.06	54	-8.94	-	-	159	332	V
4	* 2.38989	39.35	RMS	32.2	-26.4	45.15	54	-8.85	-	-	159	332	V

* - indicates frequency in CFR47 Pt 15 / IC RSS-Restricted Band
Pk - Peak detector
RMS - RMS detection

UL VERIFICATION SERVICES INC.
47173 Benicia Street, Fremont, CA 94538; USA TEL:(510) 319-4000 FAX:(510) 661-0888
This report shall not be reproduced except in full, without the written approval of UL Verification Services Inc.

BANDEDGE (HIGH CHANNEL, CH 9)

HORIZONTAL RESULT

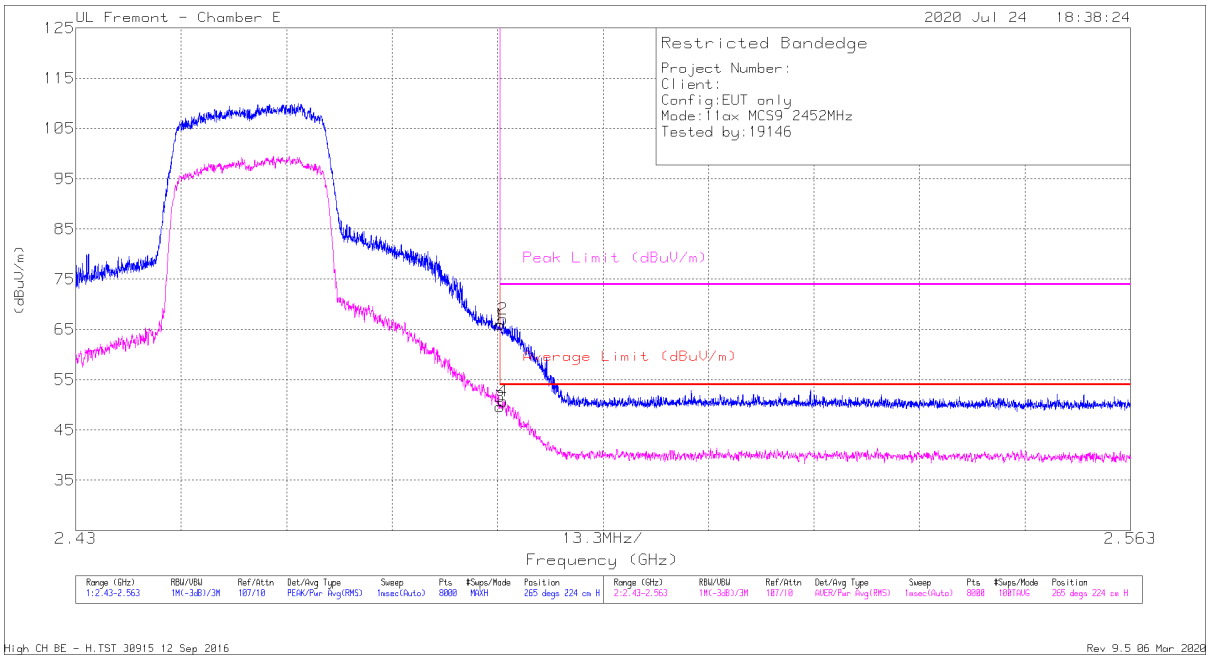

Marker	Frequency (GHz)	Meter Reading (dBuV)	Det	AF T712 (dB/m)	Amp/Cbl/Fltr/Pad (dB)	Corrected Reading (dBuV/m)	Average Limit (dBuV/m)	Margin (dB)	Peak Limit (dBuV/m)	PK Margin (dB)	Azimuth (Degs)	Height (cm)	Polarity
1	* 2.48351	59.67	Pk	32.8	-26.5	65.97	-	-	74	-8.03	265	224	H
3	* 2.48351	43.32	RMS	32.8	-26.5	49.62	54	-4.38	-	-	265	224	H
4	* 2.48387	44.41	RMS	32.8	-26.5	50.71	54	-3.29	-	-	265	224	H
2	* 2.48389	60.73	Pk	32.8	-26.5	67.03	-	-	74	-6.97	265	224	H

* - indicates frequency in CFR47 Pt 15 / IC RSS-Restricted Band
Pk - Peak detector
RMS - RMS detection

UL VERIFICATION SERVICES INC.
47173 Benicia Street, Fremont, CA 94538; USA TEL:(510) 319-4000 FAX:(510) 661-0888
This report shall not be reproduced except in full, without the written approval of UL Verification Services Inc.

VERTICAL RESULT

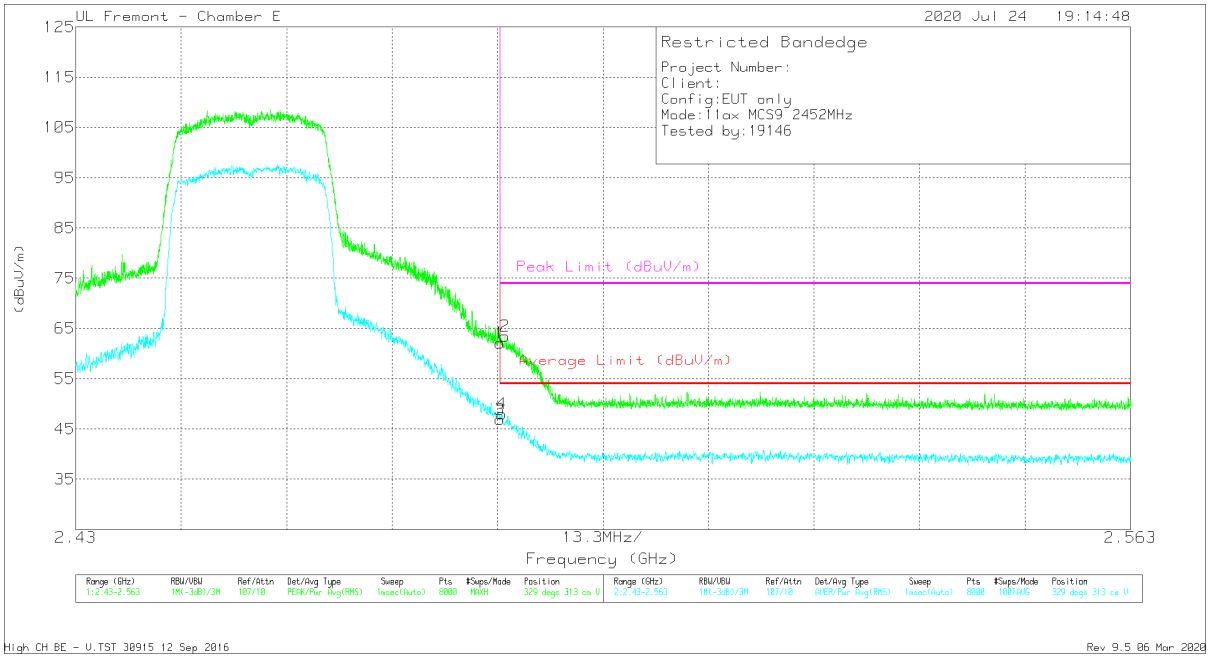

Marker	Frequency (GHz)	Meter Reading (dBuV)	Det	AF T712 (dB/m)	Amp/Cbl/Fltr/Pad (dB)	Corrected Reading (dBuV/m)	Average Limit (dBuV/m)	Margin (dB)	Peak Limit (dBuV/m)	PK Margin (dB)	Azimuth (Degs)	Height (cm)	Polarity
1	* 2.48351	55.81	Pk	32.8	-26.5	62.11	-	-	74	-11.89	329	313	V
3	* 2.48351	40.63	RMS	32.8	-26.5	46.93	54	-7.07	-	-	329	313	V
4	* 2.48371	41.7	RMS	32.8	-26.5	48	54	-6	-	-	329	313	V
2	* 2.48412	57.2	Pk	32.8	-26.5	63.5	-	-	74	-10.5	329	313	V

* - indicates frequency in CFR47 Pt 15 / IC RSS-Restricted Band
Pk - Peak detector
RMS - RMS detection

UL VERIFICATION SERVICES INC.
47173 Benicia Street, Fremont, CA 94538; USA TEL:(510) 319-4000 FAX:(510) 661-0888
This report shall not be reproduced except in full, without the written approval of UL Verification Services Inc.

BANDEDGE (HIGH CHANNEL, CH 10)

HORIZONTAL RESULT

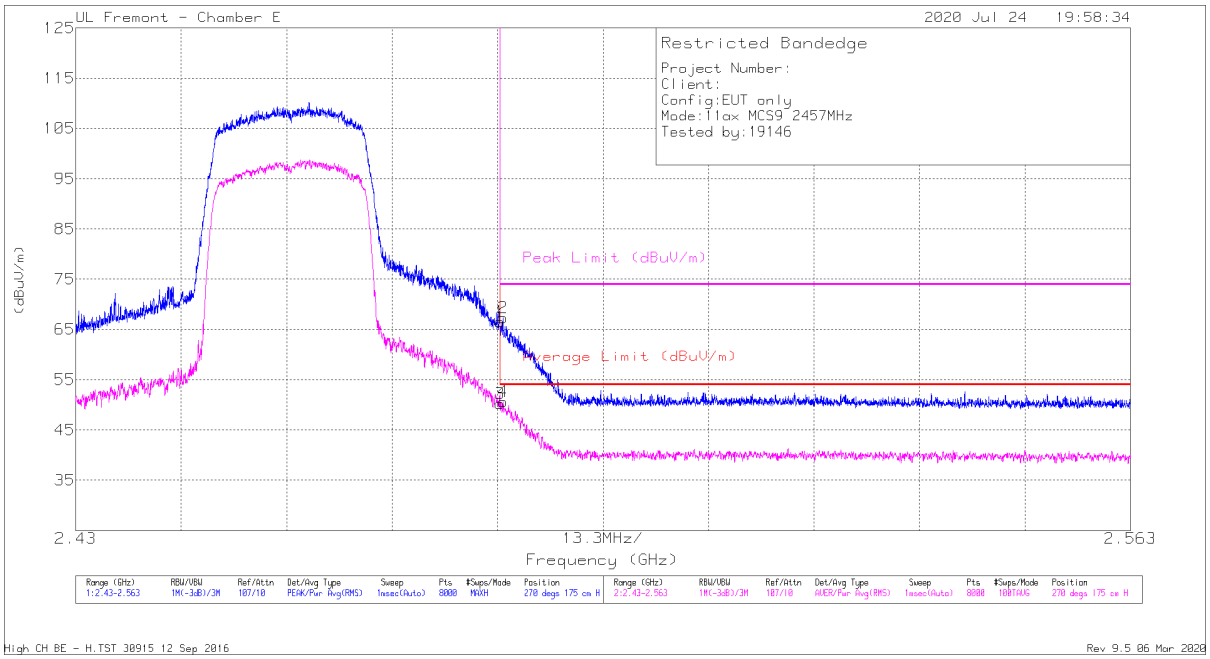

Marker	Frequency (GHz)	Meter Reading (dBuV)	Det	AF T712 (dB/m)	Amp/Cbl/Fltr/Pad (dB)	Corrected Reading (dBuV/m)	Average Limit (dBuV/m)	Margin (dB)	Peak Limit (dBuV/m)	PK Margin (dB)	Azimuth (Degs)	Height (cm)	Polarity
1	* 2.48351	60.25	Pk	32.8	-26.5	66.55	-	-	74	-7.45	270	175	H
2	* 2.48387	60.99	Pk	32.8	-26.5	67.29	-	-	74	-6.71	270	175	H
3	* 2.48351	44	RMS	32.8	-26.5	50.3	54	-3.7	-	-	270	175	H
4	* 2.4839	44.28	RMS	32.8	-26.5	50.58	54	-3.42	-	-	270	175	H

* - indicates frequency in CFR47 Pt 15 / IC RSS-Restricted Band
Pk - Peak detector
RMS - RMS detection

UL VERIFICATION SERVICES INC.
47173 Benicia Street, Fremont, CA 94538; USA TEL:(510) 319-4000 FAX:(510) 661-0888
This report shall not be reproduced except in full, without the written approval of UL Verification Services Inc.

VERTICAL RESULT

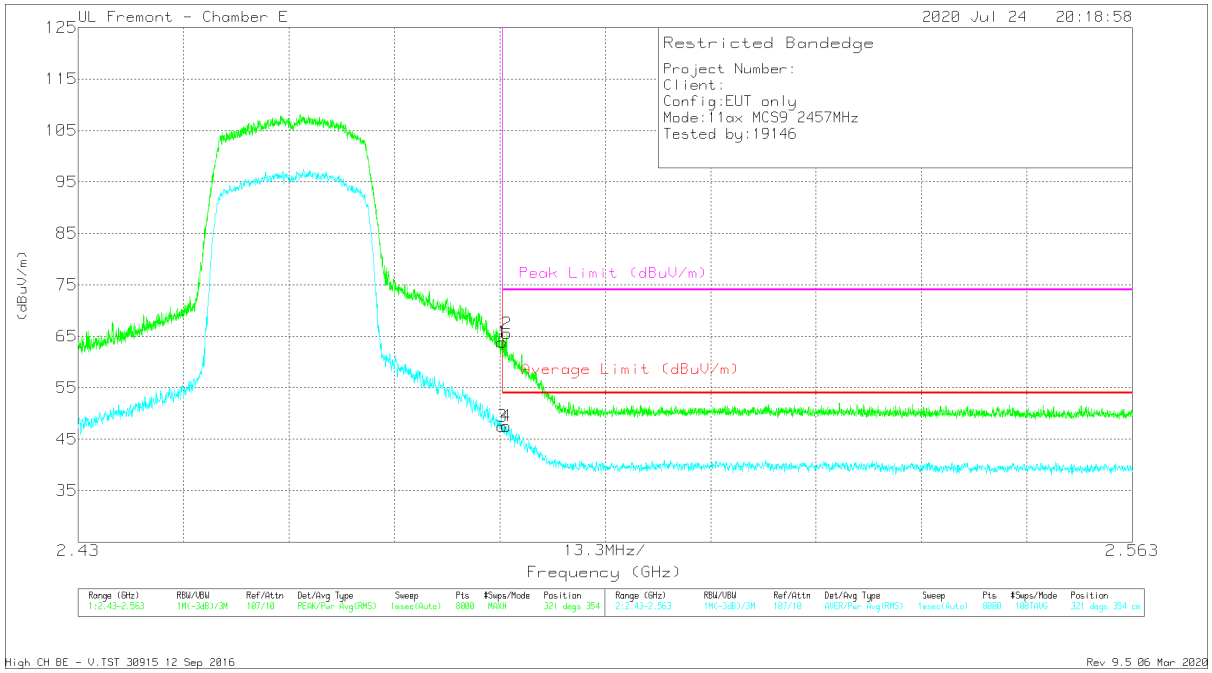

Marker	Frequency (GHz)	Meter Reading (dBuV)	Det	AF T712 (dB/m)	Amp/Cbl/Fltr/Pad (dB)	Corrected Reading (dBuV/m)	Average Limit (dBuV/m)	Margin (dB)	Peak Limit (dBuV/m)	PK Margin (dB)	Azimuth (Degs)	Height (cm)	Polarity
1	* 2.48351	57.54	Pk	32.8	-26.5	63.84	-	-	74	-10.16	321	354	V
2	* 2.48407	59.26	Pk	32.8	-26.5	65.56	-	-	74	-8.44	321	354	V
3	* 2.48351	41.18	RMS	32.8	-26.5	47.48	54	-6.52	-	-	321	354	V
4	* 2.48399	41.26	RMS	32.8	-26.5	47.56	54	-6.44	-	-	321	354	V

* - indicates frequency in CFR47 Pt 15 / IC RSS-Restricted Band
Pk - Peak detector
RMS - RMS detection

UL VERIFICATION SERVICES INC.
47173 Benicia Street, Fremont, CA 94538; USA TEL:(510) 319-4000 FAX:(510) 661-0888

This report shall not be reproduced except in full, without the written approval of UL Verification Services Inc.

BANDEDGE (HIGH CHANNEL, CH 11)

HORIZONTAL RESULT

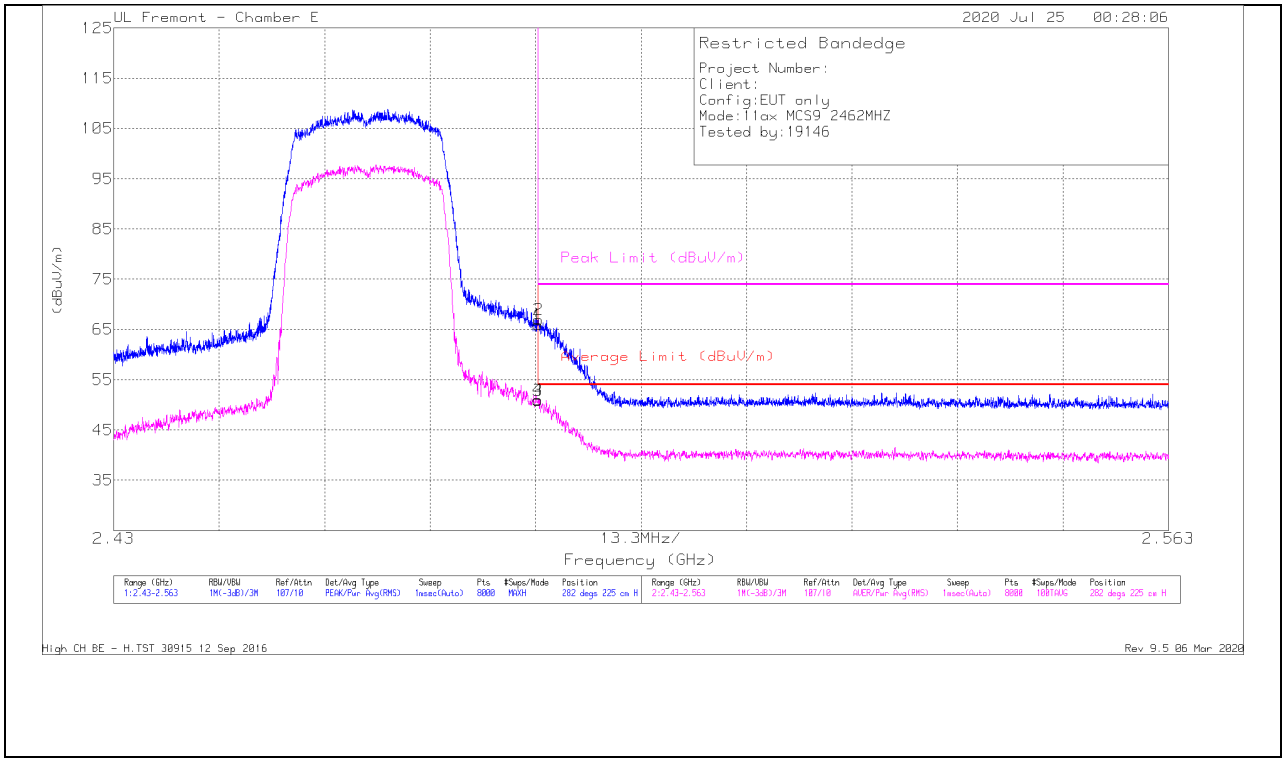

Marker	Frequency (GHz)	Meter Reading (dBuV)	Det	AF T712 (dB/m)	Amp/Cbl/Fltr/Pad (dB)	Corrected Reading (dBuV/m)	Average Limit (dBuV/m)	Margin (dB)	Peak Limit (dBuV/m)	PK Margin (dB)	Azimuth (Degs)	Height (cm)	Polarity
1	* 2.48351	59.69	Pk	32.8	-26.5	65.99	-	-	74	-8.01	282	225	H
3	* 2.48351	44.6	RMS	32.8	-26.5	50.9	54	-3.1	-	-	282	225	H
4	* 2.48352	44.76	RMS	32.8	-26.5	51.06	54	-2.94	-	-	282	225	H
2	* 2.48356	60.69	Pk	32.8	-26.5	66.99	-	-	74	-7.01	282	225	H

* - indicates frequency in CFR47 Pt 15 / IC RSS-Restricted Band
Pk - Peak detector
RMS - RMS detection

UL VERIFICATION SERVICES INC.
47173 Benicia Street, Fremont, CA 94538; USA TEL:(510) 319-4000 FAX:(510) 661-0888
This report shall not be reproduced except in full, without the written approval of UL Verification Services Inc.

VERTICAL RESULT

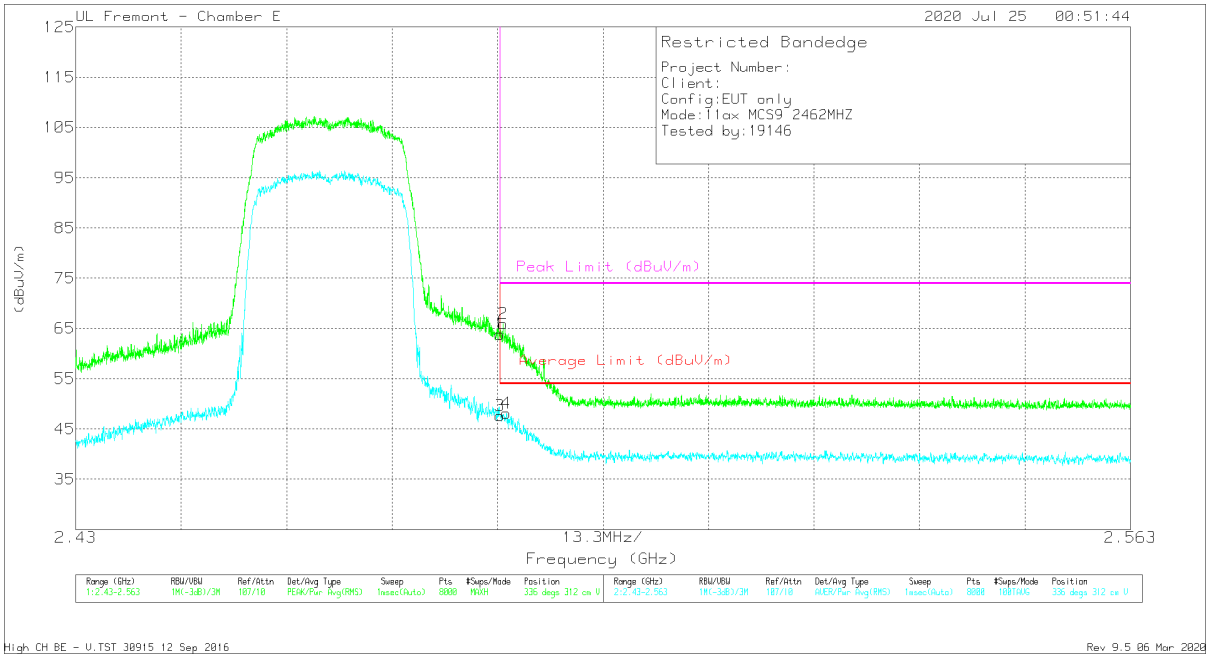

Marker	Frequency (GHz)	Meter Reading (dBuV)	Det	AF T712 (dB/m)	Amp/Cbl/Fltr/Pad (dB)	Corrected Reading (dBuV/m)	Average Limit (dBuV/m)	Margin (dB)	Peak Limit (dBuV/m)	PK Margin (dB)	Azimuth (Degs)	Height (cm)	Polarity
1	* 2.48351	57.49	Pk	32.8	-26.5	63.79	-	-	74	-10.21	336	312	V
2	* 2.48387	59.67	Pk	32.8	-26.5	65.97	-	-	74	-8.03	336	312	V
3	* 2.48351	41.38	RMS	32.8	-26.5	47.68	54	-6.32	-	-	336	312	V
4	* 2.48432	41.86	RMS	32.8	-26.5	48.16	54	-5.84	-	-	336	312	V

* - indicates frequency in CFR47 Pt 15 / IC RSS-Restricted Band
Pk - Peak detector
RMS - RMS detection

UL VERIFICATION SERVICES INC.
47173 Benicia Street, Fremont, CA 94538; USA TEL:(510) 319-4000 FAX:(510) 661-0888

This report shall not be reproduced except in full, without the written approval of UL Verification Services Inc.

BANDEDGE (HIGH CHANNEL, CH 12)

HORIZONTAL RESULT

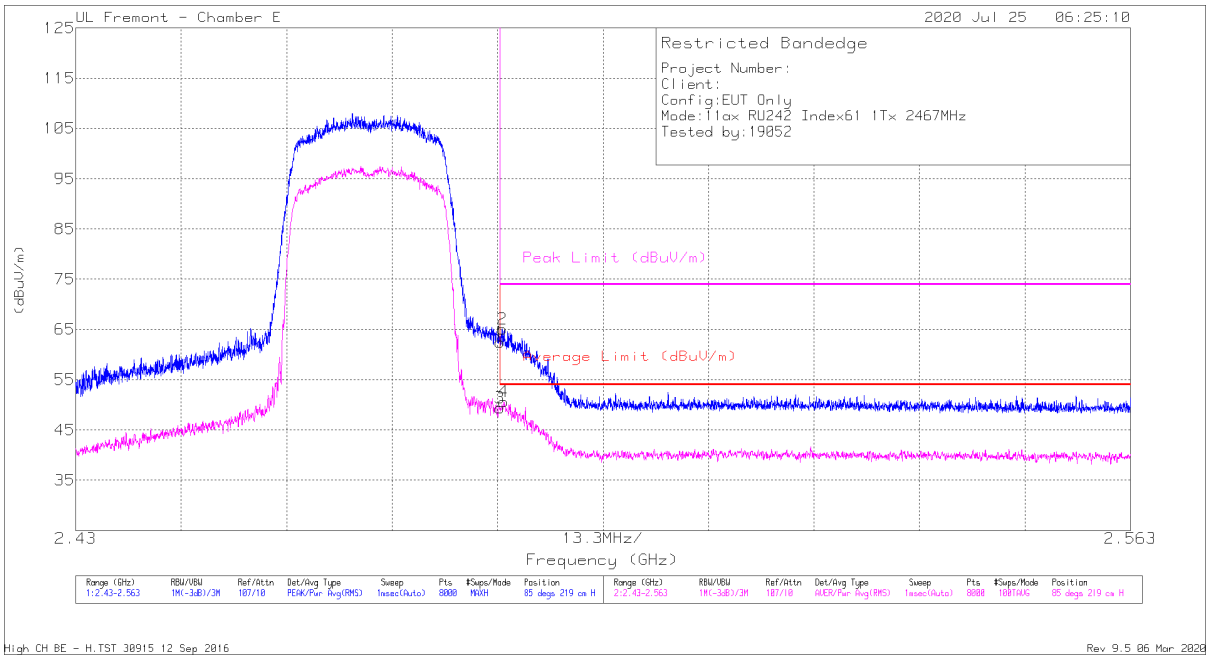

Marker	Frequency (GHz)	Meter Reading (dBuV)	Det	AF T712 (dB/m)	Amp/Cbl/Fltr/Pad (dB)	Corrected Reading (dBuV/m)	Average Limit (dBuV/m)	Margin (dB)	Peak Limit (dBuV/m)	PK Margin (dB)	Azimuth (Degs)	Height (cm)	Polarity
1	* 2.48351	56.22	Pk	32.8	-26.5	62.52	-	-	74	-11.48	85	219	H
2	* 2.48377	58.76	Pk	32.8	-26.5	65.06	-	-	74	-8.94	85	219	H
3	* 2.48351	43.03	RMS	32.8	-26.5	49.33	54	-4.67	-	-	85	219	H
4	* 2.484	44.33	RMS	32.8	-26.5	50.63	54	-3.37	-	-	85	219	H

* - indicates frequency in CFR47 Pt 15 / IC RSS-Restricted Band
Pk - Peak detector
RMS - RMS detection

UL VERIFICATION SERVICES INC.
47173 Benicia Street, Fremont, CA 94538; USA TEL:(510) 319-4000 FAX:(510) 661-0888
This report shall not be reproduced except in full, without the written approval of UL Verification Services Inc.

VERTICAL RESULT

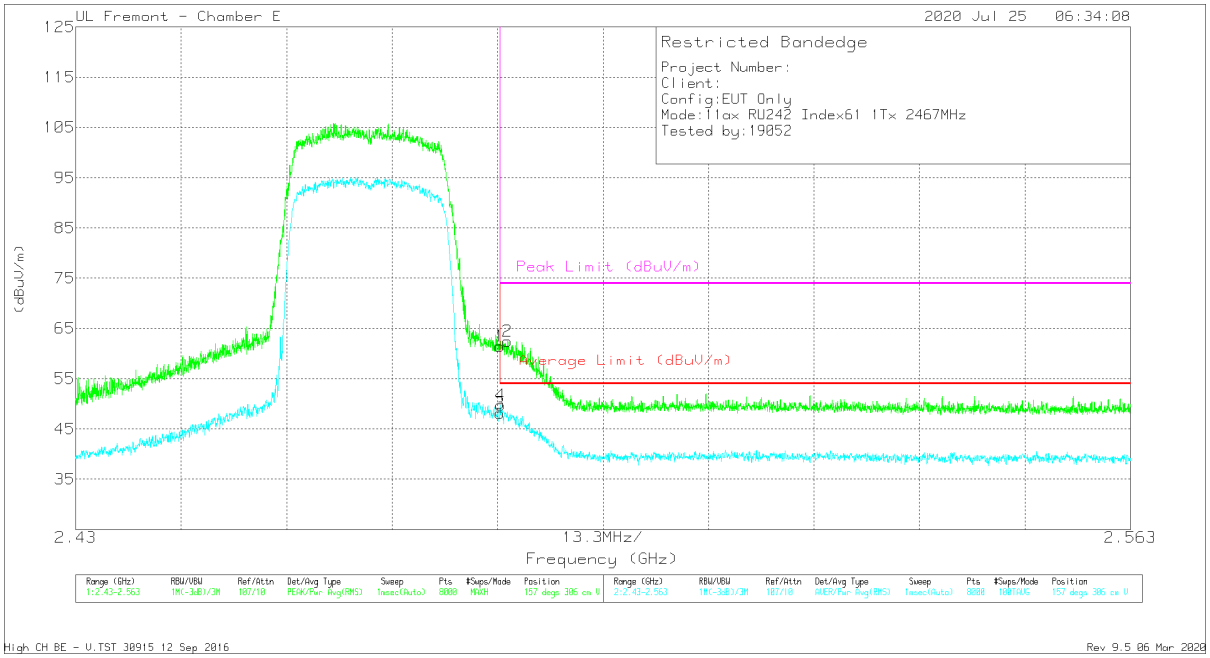

Marker	Frequency (GHz)	Meter Reading (dBuV)	Det	AF T712 (dB/m)	Amp/Cbl/Fltr/Pad (dB)	Corrected Reading (dBuV/m)	Average Limit (dBuV/m)	Margin (dB)	Peak Limit (dBuV/m)	PK Margin (dB)	Azimuth (Degs)	Height (cm)	Polarity
1	* 2.48351	55.16	Pk	32.8	-26.5	61.46	-	-	74	-12.54	157	306	V
2	* 2.48442	56.21	Pk	32.8	-26.5	62.51	-	-	74	-11.49	157	306	V
3	* 2.48351	41.87	RMS	32.8	-26.5	48.17	54	-5.83	-	-	157	306	V
4	* 2.48356	43.45	RMS	32.8	-26.5	49.75	54	-4.25	-	-	157	306	V

* - indicates frequency in CFR47 Pt 15 / IC RSS-Restricted Band
Pk - Peak detector
RMS - RMS detection

UL VERIFICATION SERVICES INC.
47173 Benicia Street, Fremont, CA 94538; USA TEL:(510) 319-4000 FAX:(510) 661-0888

This report shall not be reproduced except in full, without the written approval of UL Verification Services Inc.

BANDEDGE (HIGH CHANNEL, CH 13)

HORIZONTAL RESULT

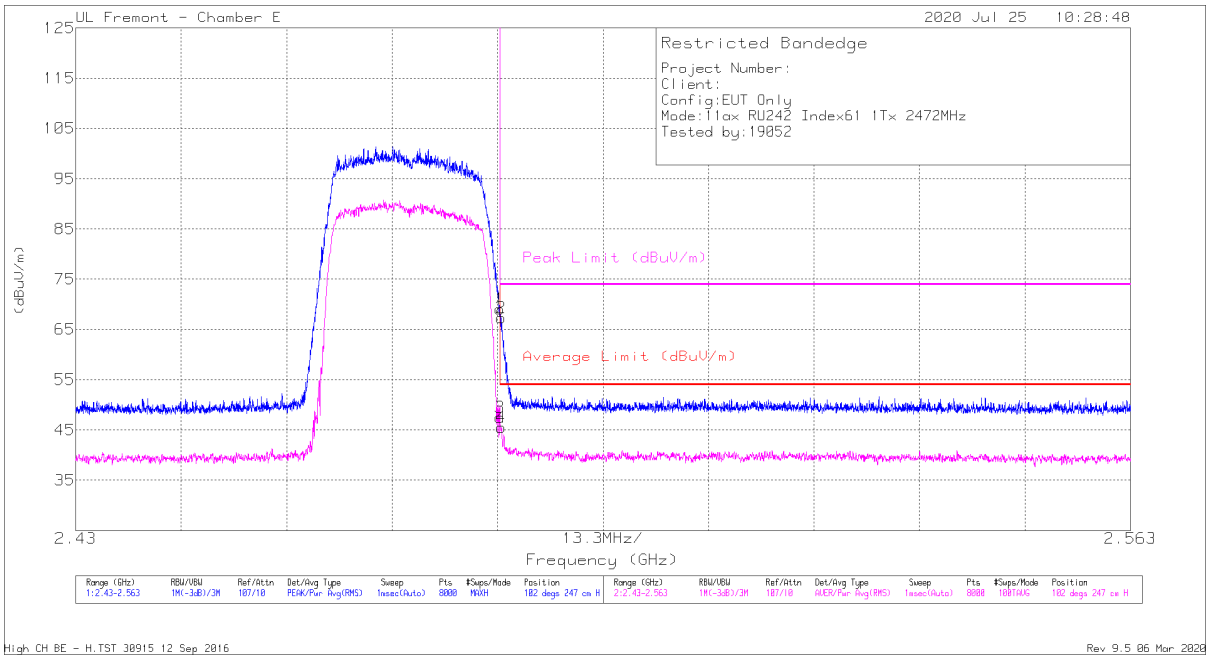

Marker	Frequency (GHz)	Meter Reading (dBuV)	Det	AF T712 (dB/m)	Amp/Cbl/Fltr/Pad (dB)	Corrected Reading (dBuV/m)	Average Limit (dBuV/m)	Margin (dB)	Peak Limit (dBuV/m)	PK Margin (dB)	Azimuth (Degs)	Height (cm)	Polarity
1	* 2.48351	62.79	Pk	32.8	-26.5	69.09	-	-	74	-4.91	102	247	H
2	* 2.48362	61.01	Pk	32.8	-26.5	67.31	-	-	74	-6.69	102	247	H
3	* 2.48351	41.23	RMS	32.8	-26.5	47.53	54	-6.47	-	-	102	247	H
4	* 2.48369	39.2	RMS	32.8	-26.5	45.5	54	-8.5	-	-	102	247	H

* - indicates frequency in CFR47 Pt 15 / IC RSS-Restricted Band
Pk - Peak detector
RMS - RMS detection

UL VERIFICATION SERVICES INC.
47173 Benicia Street, Fremont, CA 94538; USA TEL:(510) 319-4000 FAX:(510) 661-0888
This report shall not be reproduced except in full, without the written approval of UL Verification Services Inc.

VERTICAL RESULT

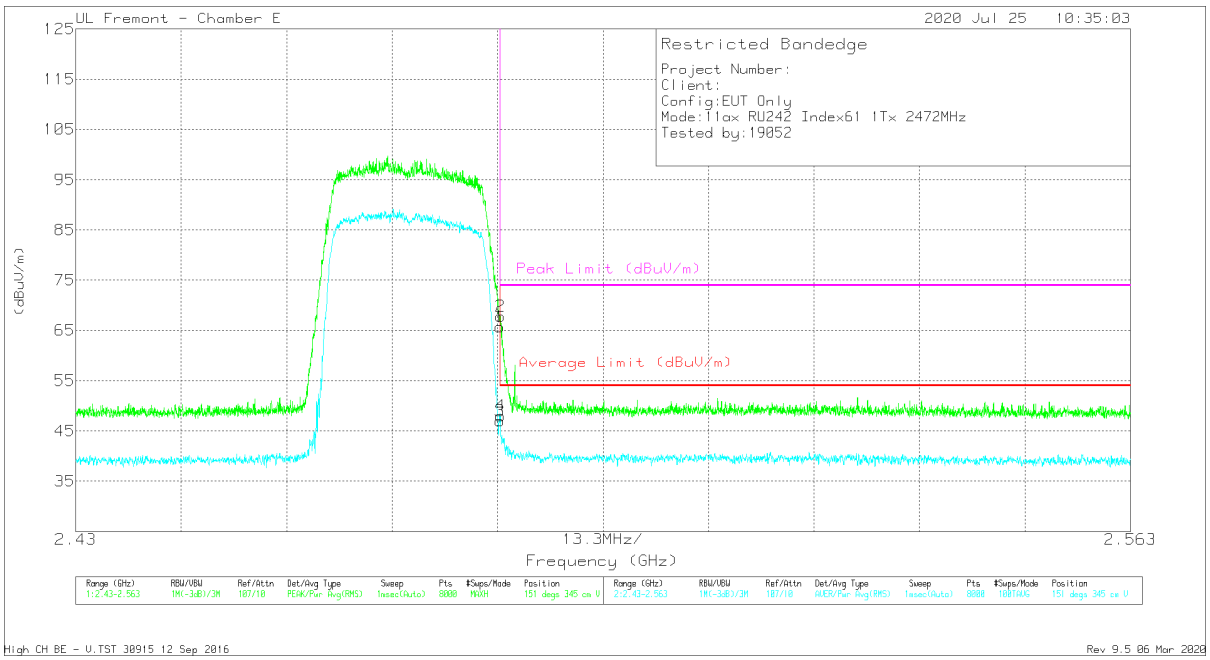

Marker	Frequency (GHz)	Meter Reading (dBuV)	Det	AF T712 (dB/m)	Amp/Cbl/Fltr/Pad (dB)	Corrected Reading (dBuV/m)	Average Limit (dBuV/m)	Margin (dB)	Peak Limit (dBuV/m)	PK Margin (dB)	Azimuth (Degs)	Height (cm)	Polarity
1	* 2.48351	59.44	Pk	32.8	-26.5	65.74	-	-	74	-8.26	151	345	V
2	* 2.48356	61.54	Pk	32.8	-26.5	67.84	-	-	74	-6.16	151	345	V
3	* 2.48351	40.66	RMS	32.8	-26.5	46.96	54	-7.04	-	-	151	345	V
4	* 2.48356	41.73	RMS	32.8	-26.5	48.03	54	-5.97	-	-	151	345	V

* - indicates frequency in CFR47 Pt 15 / IC RSS-Restricted Band
Pk - Peak detector
RMS - RMS detection

UL VERIFICATION SERVICES INC.
47173 Benicia Street, Fremont, CA 94538; USA TEL:(510) 319-4000 FAX:(510) 661-0888

This report shall not be reproduced except in full, without the written approval of UL Verification Services Inc.

10.1.4. TX ABOVE 1 GHz 802.11ax HE20 OFDMA MODE IN THE 2.4 GHz BAND

2TX ANT 4 + ANT 3, OFDMA MODE: 26-Tones, RU Index 0

BANDEDGE (LOW CHANNEL, CH 1)

HORIZONTAL RESULT

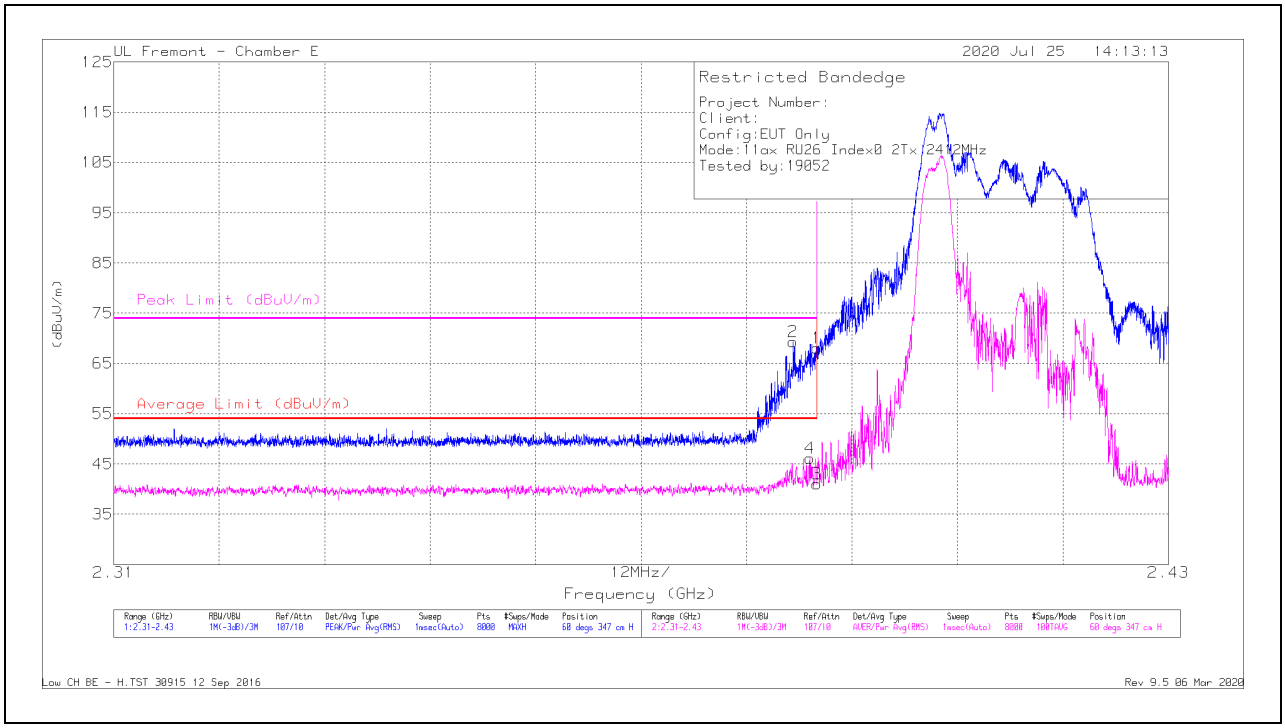

Marker	Frequency (GHz)	Meter Reading (dBuV)	Det	AF T712 (dB/m)	Amp/Cbl/Fltr/Pad (dB)	Corrected Reading (dBuV/m)	Average Limit (dBuV/m)	Margin (dB)	Peak Limit (dBuV/m)	PK Margin (dB)	Azimuth (Degs)	Height (cm)	Polarity
1	* 2.38999	62.26	Pk	32.2	-26.4	68.06	-	-	74	-5.94	60	347	H
2	* 2.38731	63.56	Pk	32.2	-26.4	69.36	-	-	74	-4.64	60	347	H
3	* 2.38999	35.29	RMS	32.2	-26.4	41.09	54	-12.91	-	-	60	347	H
4	* 2.3892	40.29	RMS	32.2	-26.4	46.09	54	-7.91	-	-	60	347	H

* - indicates frequency in CFR47 Pt 15 / IC RSS-Restricted Band
Pk - Peak detector
RMS - RMS detection

UL VERIFICATION SERVICES INC.
47173 Benicia Street, Fremont, CA 94538; USA TEL:(510) 319-4000 FAX:(510) 661-0888
This report shall not be reproduced except in full, without the written approval of UL Verification Services Inc.

VERTICAL RESULT

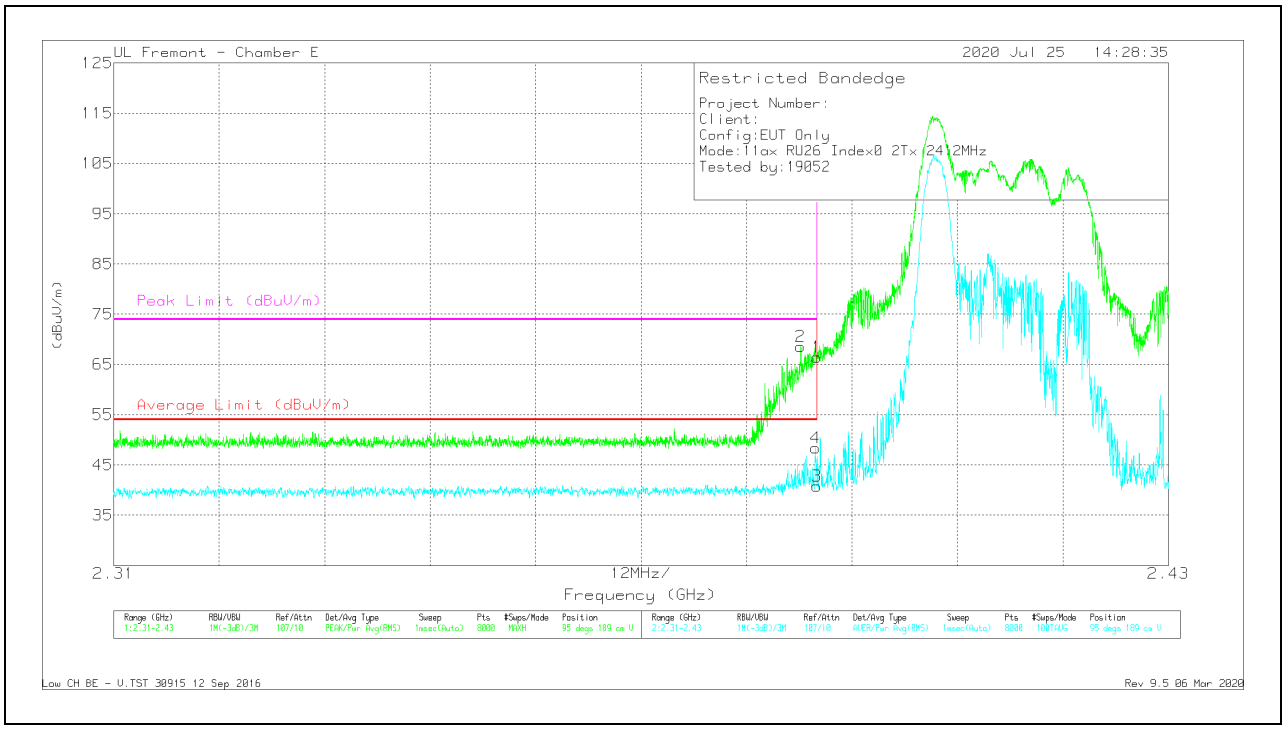

Marker	Frequency (GHz)	Meter Reading (dBuV)	Det	AF T712 (dB/m)	Amp/Cbl/Fltr/Pad (dB)	Corrected Reading (dBuV/m)	Average Limit (dBuV/m)	Margin (dB)	Peak Limit (dBuV/m)	PK Margin (dB)	Azimuth (Degs)	Height (cm)	Polarity
1	* 2.38999	60.68	Pk	32.2	-26.4	66.48	-	-	74	-7.52	95	189	V
2	* 2.38818	62.81	Pk	32.2	-26.4	68.61	-	-	74	-5.39	95	189	V
3	* 2.38999	34.94	RMS	32.2	-26.4	40.74	54	-13.26	-	-	95	189	V
4	* 2.38984	42.55	RMS	32.2	-26.4	48.35	54	-5.65	-	-	95	189	V

* - indicates frequency in CFR47 Pt 15 / IC RSS-Restricted Band
Pk - Peak detector
RMS - RMS detection

UL VERIFICATION SERVICES INC.
47173 Benicia Street, Fremont, CA 94538; USA TEL:(510) 319-4000 FAX:(510) 661-0888

This report shall not be reproduced except in full, without the written approval of UL Verification Services Inc.

BANDEDGE (LOW CHANNEL, CH 2)

HORIZONTAL RESULT

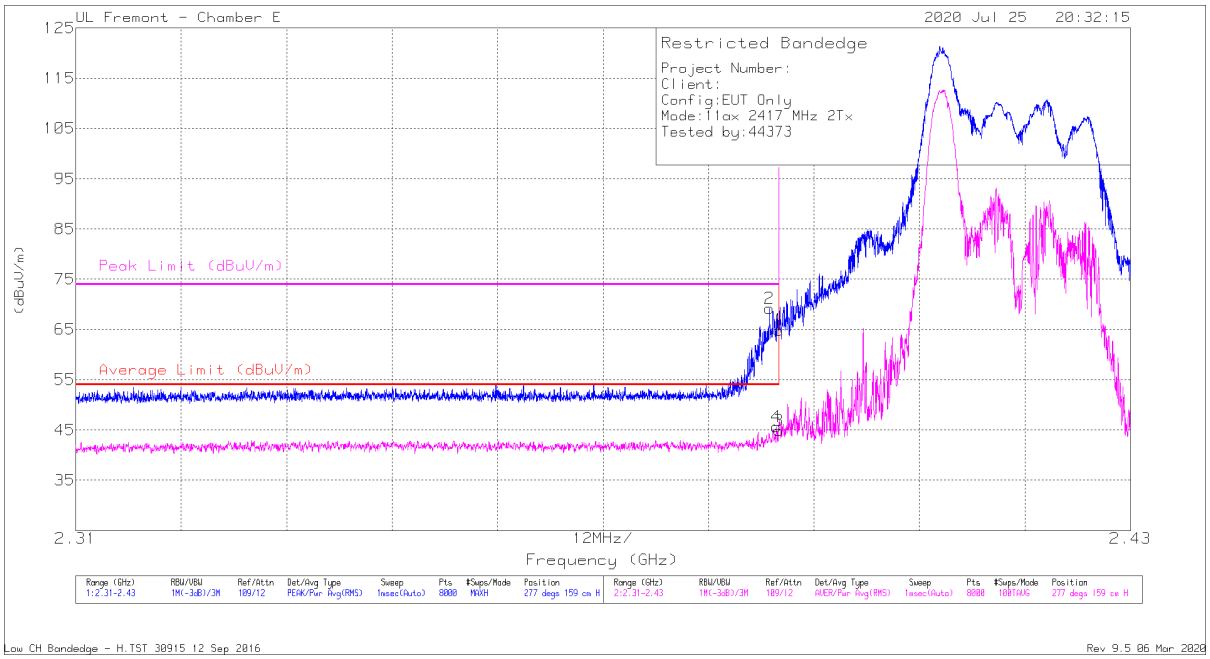

Marker	Frequency (GHz)	Meter Reading (dBuV)	Det	AF T712 (dB/m)	Amp/Cbl/Fltr/Pad (dB)	Corrected Reading (dBuV/m)	Average Limit (dBuV/m)	Margin (dB)	Peak Limit (dBuV/m)	PK Margin (dB)	Azimuth (Degs)	Height (cm)	Polarity
1	* 2.38999	51.1	Pk	32.2	-18.4	64.9	-	-	74	-9.1	277	159	H
2	* 2.38893	55.36	Pk	32.2	-18.4	69.16	-	-	74	-4.84	277	159	H
3	* 2.38999	31.13	RMS	32.2	-18.4	44.93	54	-9.07	-	-	277	159	H
4	* 2.38972	31.81	RMS	32.2	-18.4	45.61	54	-8.39	-	-	277	159	H

* - indicates frequency in CFR47 Pt 15 / IC RSS-Restricted Band
Pk - Peak detector
RMS - RMS detection

UL VERIFICATION SERVICES INC.
47173 Benicia Street, Fremont, CA 94538; USA TEL:(510) 319-4000 FAX:(510) 661-0888
This report shall not be reproduced except in full, without the written approval of UL Verification Services Inc.

VERTICAL RESULT

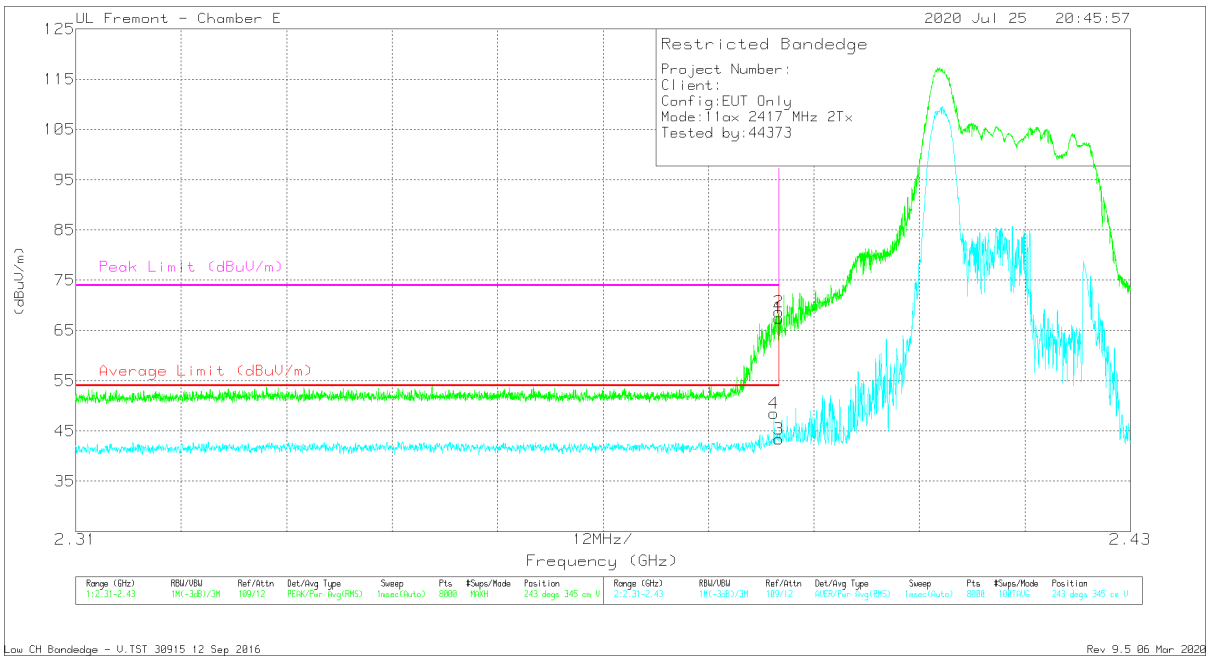

Marker	Frequency (GHz)	Meter Reading (dBuV)	Det	AF T712 (dB/m)	Amp/Cbl/Fltr/Pad (dB)	Corrected Reading (dBuV/m)	Average Limit (dBuV/m)	Margin (dB)	Peak Limit (dBuV/m)	PK Margin (dB)	Azimuth (Degs)	Height (cm)	Polarity
1	* 2.38999	53.63	Pk	32.2	-18.4	67.43	-	-	74	-6.57	243	345	V
2	* 2.38998	54.92	Pk	32.2	-18.4	68.72	-	-	74	-5.28	243	345	V
3	* 2.38999	29.62	RMS	32.2	-18.4	43.42	54	-10.58	-	-	243	345	V
4	* 2.38942	34.71	RMS	32.2	-18.4	48.51	54	-5.49	-	-	243	345	V

* - indicates frequency in CFR47 Pt 15 / IC RSS-Restricted Band
Pk - Peak detector
RMS - RMS detection

UL VERIFICATION SERVICES INC.
47173 Benicia Street, Fremont, CA 94538; USA TEL:(510) 319-4000 FAX:(510) 661-0888
This report shall not be reproduced except in full, without the written approval of UL Verification Services Inc.

BANDEDGE (LOW CHANNEL, CH 3)

HORIZONTAL RESULT

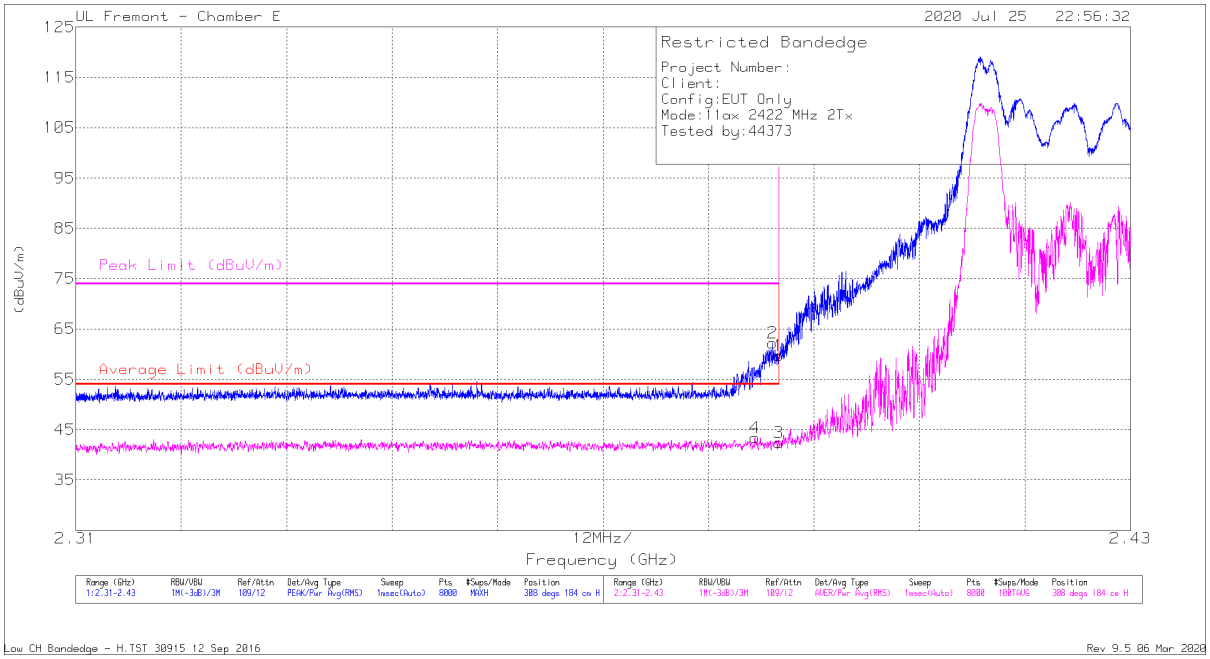

Marker	Frequency (GHz)	Meter Reading (dBuV)	Det	AF T712 (dB/m)	Amp/Cbl/Fltr/Pad (dB)	Corrected Reading (dBuV/m)	Average Limit (dBuV/m)	Margin (dB)	Peak Limit (dBuV/m)	PK Margin (dB)	Azimuth (Degs)	Height (cm)	Polarity
1	* 2.38999	45.92	Pk	32.2	-18.4	59.72	-	-	74	-14.28	308	184	H
2	* 2.3893	48.4	Pk	32.2	-18.4	62.2	-	-	74	-11.8	308	184	H
3	* 2.38999	28.63	RMS	32.2	-18.4	42.43	54	-11.57	-	-	308	184	H
4	* 2.38726	29.62	RMS	32.2	-18.4	43.42	54	-10.58	-	-	308	184	H

* - indicates frequency in CFR47 Pt 15 / IC RSS-Restricted Band
Pk - Peak detector
RMS - RMS detection

UL VERIFICATION SERVICES INC.
47173 Benicia Street, Fremont, CA 94538; USA TEL:(510) 319-4000 FAX:(510) 661-0888
This report shall not be reproduced except in full, without the written approval of UL Verification Services Inc.

VERTICAL RESULT

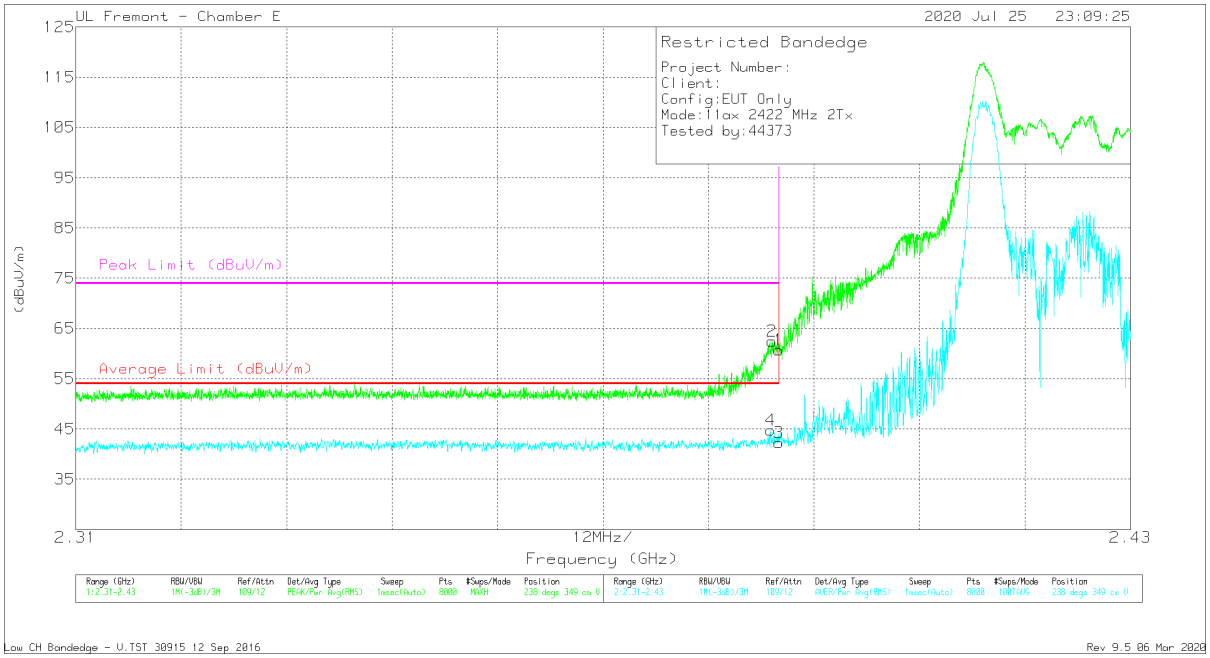

Marker	Frequency (GHz)	Meter Reading (dBuV)	Det	AF T712 (dB/m)	Amp/Cbl/Fltr/Pad (dB)	Corrected Reading (dBuV/m)	Average Limit (dBuV/m)	Margin (dB)	Peak Limit (dBuV/m)	PK Margin (dB)	Azimuth (Degs)	Height (cm)	Polarity
1	* 2.38999	46.91	Pk	32.2	-18.4	60.71	-	-	74	-13.29	238	349	V
2	* 2.38923	48.71	Pk	32.2	-18.4	62.51	-	-	74	-11.49	238	349	V
3	* 2.38999	28.49	RMS	32.2	-18.4	42.29	54	-11.71	-	-	238	349	V
4	* 2.38906	30.92	RMS	32.2	-18.4	44.72	54	-9.28	-	-	238	349	V

* - indicates frequency in CFR47 Pt 15 / IC RSS-Restricted Band
Pk - Peak detector
RMS - RMS detection

UL VERIFICATION SERVICES INC.
47173 Benicia Street, Fremont, CA 94538; USA TEL:(510) 319-4000 FAX:(510) 661-0888

This report shall not be reproduced except in full, without the written approval of UL Verification Services Inc.

2TX ANT 4 + ANT 3, OFDMA MODE: 26-Tones, RU Index 8

BANDEDGE (HIGH CHANNEL, CH 9)

HORIZONTAL RESULT

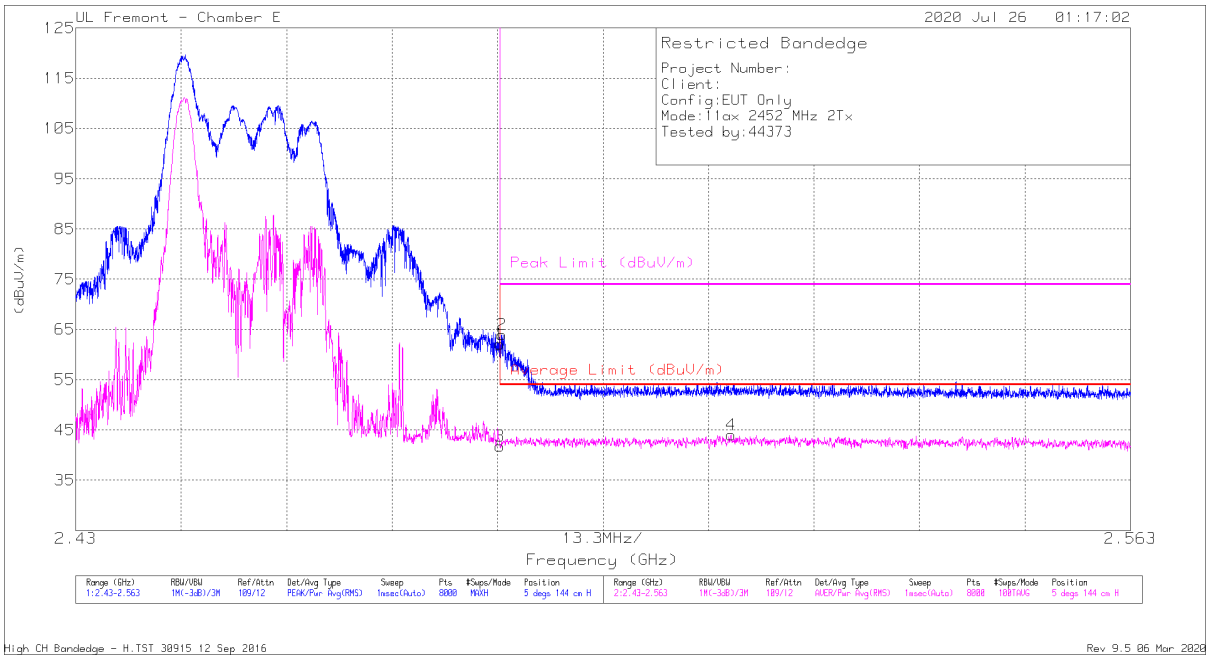

Marker	Frequency (GHz)	Meter Reading (dBuV)	Det	AF T712 (dB/m)	Amp/Cbl/Fltr/Pad (dB)	Corrected Reading (dBuV/m)	Average Limit (dBuV/m)	Margin (dB)	Peak Limit (dBuV/m)	PK Margin (dB)	Azimuth (Degs)	Height (cm)	Polarity
1	* 2.48351	47.66	Pk	32.8	-18.4	62.06	-	-	74	-11.94	5	144	H
2	* 2.48371	49.55	Pk	32.8	-18.4	63.95	-	-	74	-10.05	5	144	H
3	* 2.48351	27.34	RMS	32.8	-18.4	41.74	54	-12.26	-	-	5	144	H
4	2.51264	29.44	RMS	32.9	-18.3	44.04	54	-9.96	-	-	5	144	H

* - indicates frequency in CFR47 Pt 15 / IC RSS-Restricted Band
Pk - Peak detector
RMS - RMS detection

UL VERIFICATION SERVICES INC.
47173 Benicia Street, Fremont, CA 94538; USA TEL:(510) 319-4000 FAX:(510) 661-0888
This report shall not be reproduced except in full, without the written approval of UL Verification Services Inc.

VERTICAL RESULT

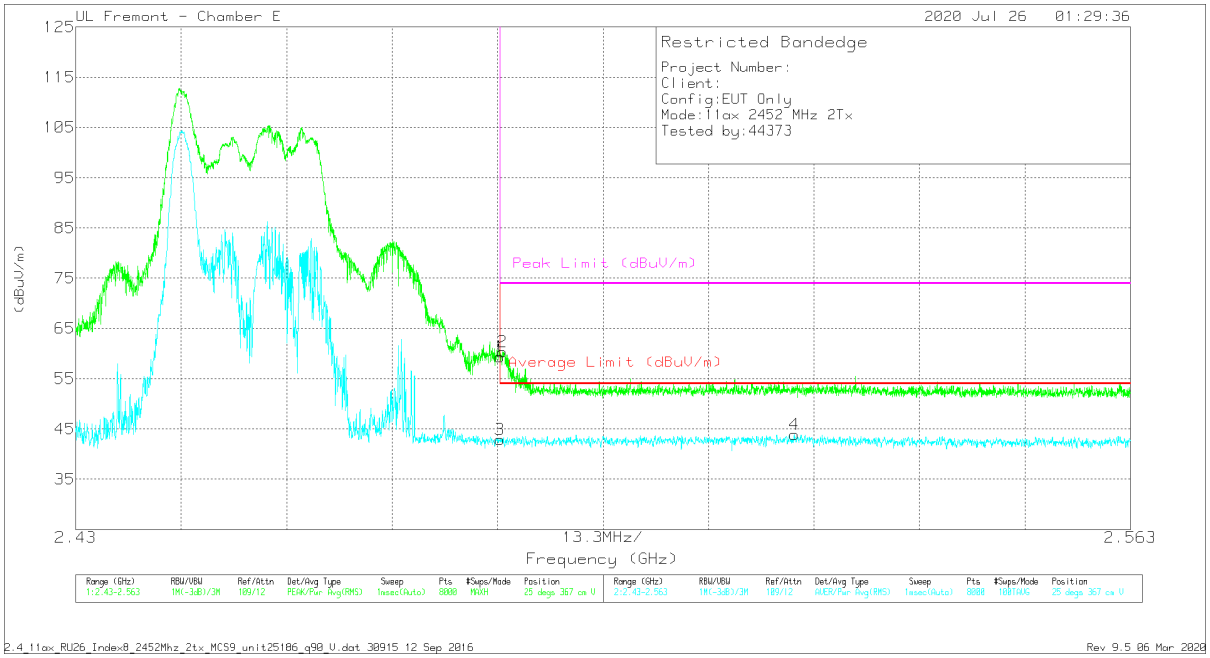

Marker	Frequency (GHz)	Meter Reading (dBuV)	Det	AF T712 (dB/m)	Amp/Cbl/Fltr/Pad (dB)	Corrected Reading (dBuV/m)	Average Limit (dBuV/m)	Margin (dB)	Peak Limit (dBuV/m)	PK Margin (dB)	Azimuth (Degs)	Height (cm)	Polarity
1	* 2.48351	44.96	Pk	32.8	-18.4	59.36	-	-	74	-14.64	25	367	V
2	* 2.48381	45.96	Pk	32.8	-18.4	60.36	-	-	74	-13.64	25	367	V
3	* 2.48351	28.54	RMS	32.8	-18.4	42.94	54	-11.06	-	-	25	367	V
4	2.5206	29.47	RMS	32.8	-18.4	43.87	54	-10.13	-	-	25	367	V

* - indicates frequency in CFR47 Pt 15 / IC RSS-Restricted Band
Pk - Peak detector
RMS - RMS detection

UL VERIFICATION SERVICES INC.
47173 Benicia Street, Fremont, CA 94538; USA TEL:(510) 319-4000 FAX:(510) 661-0888

This report shall not be reproduced except in full, without the written approval of UL Verification Services Inc.

BANDEDGE (HIGH CHANNEL, CH 10)

HORIZONTAL RESULT

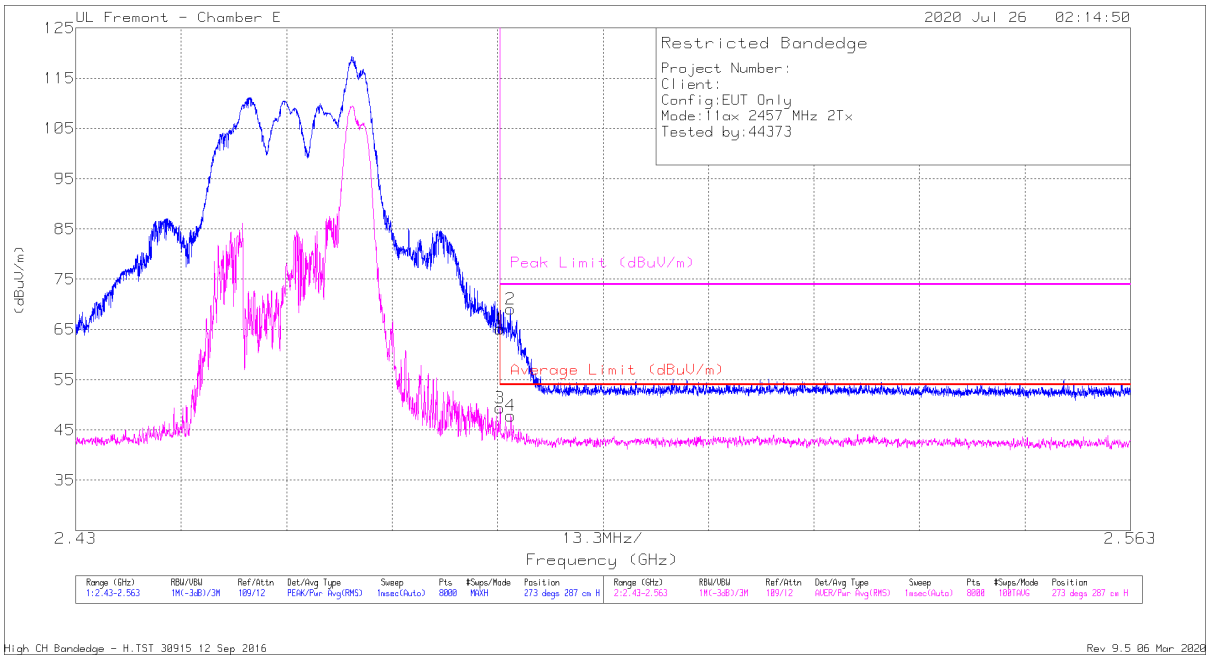

Marker	Frequency (GHz)	Meter Reading (dBuV)	Det	AF T712 (dB/m)	Amp/Cbl/Fltr/Pad (dB)	Corrected Reading (dBuV/m)	Average Limit (dBuV/m)	Margin (dB)	Peak Limit (dBuV/m)	PK Margin (dB)	Azimuth (Degs)	Height (cm)	Polarity
1	* 2.48351	50.72	Pk	32.8	-18.4	65.12	-	-	74	-8.88	273	287	H
2	* 2.48482	54.73	Pk	32.8	-18.4	69.13	-	-	74	-4.87	273	287	H
3	* 2.48351	35.04	RMS	32.8	-18.4	49.44	54	-4.56	-	-	273	287	H
4	* 2.48487	33.43	RMS	32.8	-18.4	47.83	54	-6.17	-	-	273	287	H

* - indicates frequency in CFR47 Pt 15 / IC RSS-Restricted Band
Pk - Peak detector
RMS - RMS detection

UL VERIFICATION SERVICES INC.
47173 Benicia Street, Fremont, CA 94538; USA TEL:(510) 319-4000 FAX:(510) 661-0888
This report shall not be reproduced except in full, without the written approval of UL Verification Services Inc.

VERTICAL RESULT

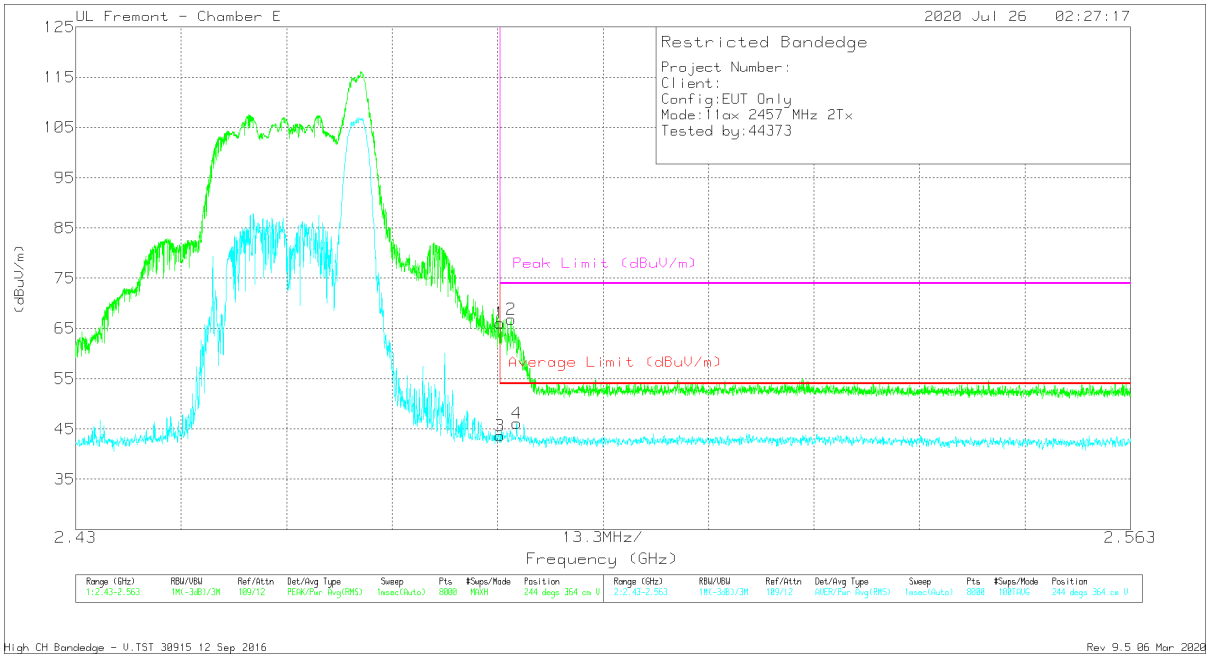

Marker	Frequency (GHz)	Meter Reading (dBuV)	Det	AF T712 (dB/m)	Amp/Cbl/Fltr/Pad (dB)	Corrected Reading (dBuV/m)	Average Limit (dBuV/m)	Margin (dB)	Peak Limit (dBuV/m)	PK Margin (dB)	Azimuth (Degs)	Height (cm)	Polarity
1	* 2.48351	51.69	Pk	32.8	-18.4	66.09	-	-	74	-7.91	244	364	V
2	* 2.48489	52.48	Pk	32.8	-18.4	66.88	-	-	74	-7.12	244	364	V
3	* 2.48351	29.22	RMS	32.8	-18.4	43.62	54	-10.38	-	-	244	364	V
4	* 2.4856	31.78	RMS	32.8	-18.4	46.18	54	-7.82	-	-	244	364	V

* - indicates frequency in CFR47 Pt 15 / IC RSS-Restricted Band
Pk - Peak detector
RMS - RMS detection

UL VERIFICATION SERVICES INC.
47173 Benicia Street, Fremont, CA 94538; USA TEL:(510) 319-4000 FAX:(510) 661-0888

This report shall not be reproduced except in full, without the written approval of UL Verification Services Inc.

BANDEDGE (HIGH CHANNEL, CH 11)

HORIZONTAL RESULT

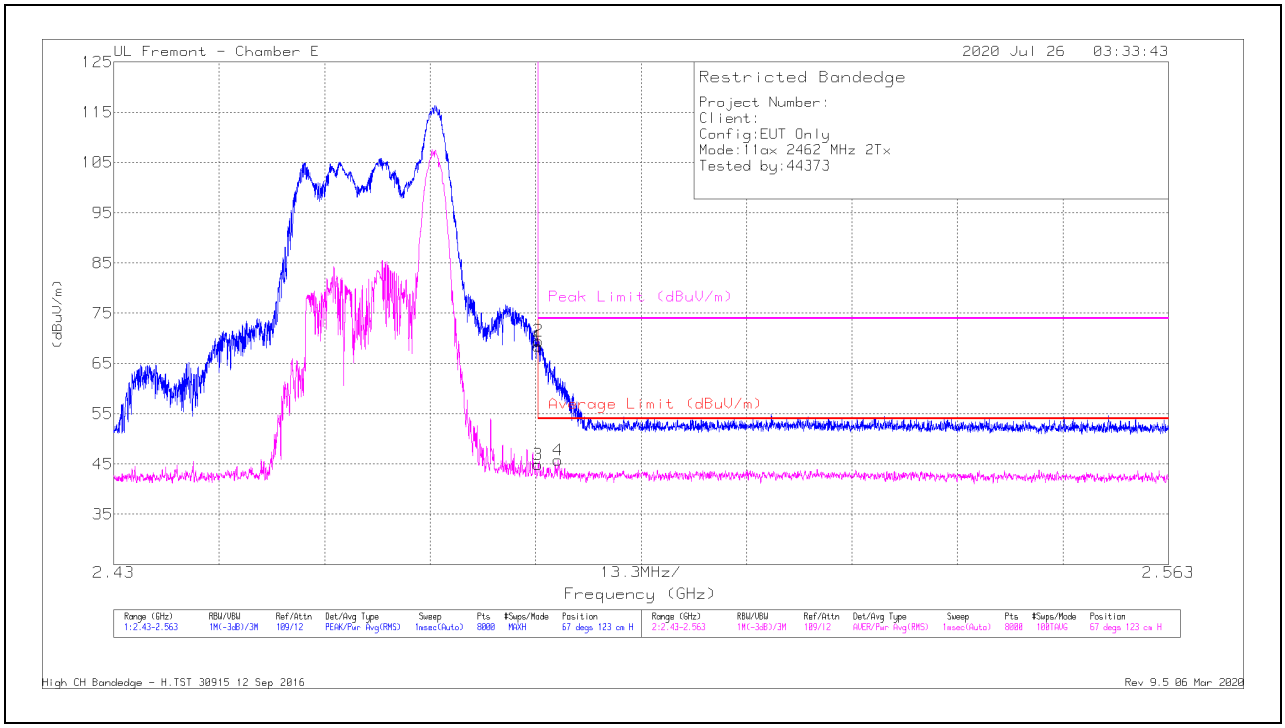

Marker	Frequency (GHz)	Meter Reading (dBuV)	Det	AF T712 (dB/m)	Amp/Cbl/Fltr/Pad (dB)	Corrected Reading (dBuV/m)	Average Limit (dBuV/m)	Margin (dB)	Peak Limit (dBuV/m)	PK Margin (dB)	Azimuth (Degs)	Height (cm)	Polarity
1	* 2.48351	54.05	Pk	32.8	-18.4	68.45	-	-	74	-5.55	67	123	H
2	* 2.48361	55.11	Pk	32.8	-18.4	69.51	-	-	74	-4.49	67	123	H
3	* 2.48351	30.51	RMS	32.8	-18.4	44.91	54	-9.09	-	-	67	123	H
4	* 2.48602	31.42	RMS	32.8	-18.4	45.82	54	-8.18	-	-	67	123	H

* - indicates frequency in CFR47 Pt 15 / IC RSS-Restricted Band
Pk - Peak detector
RMS - RMS detection

UL VERIFICATION SERVICES INC.
47173 Benicia Street, Fremont, CA 94538; USA TEL:(510) 319-4000 FAX:(510) 661-0888

This report shall not be reproduced except in full, without the written approval of UL Verification Services Inc.

VERTICAL RESULT

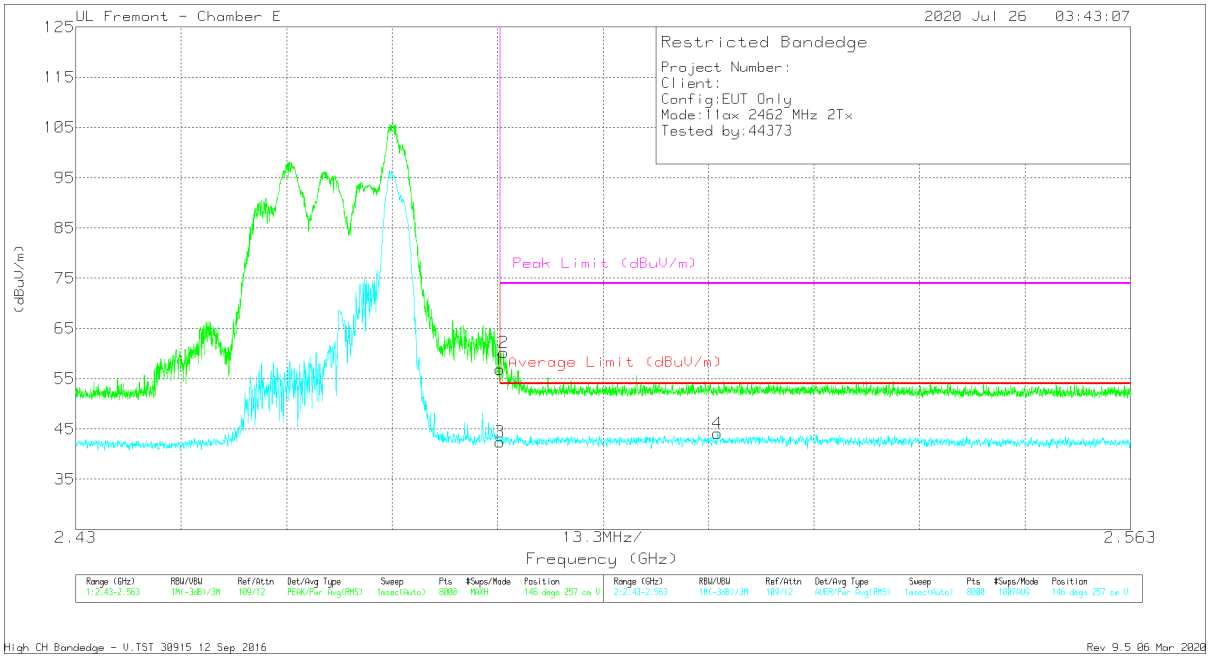

Marker	Frequency (GHz)	Meter Reading (dBuV)	Det	AF T712 (dB/m)	Amp/Cbl/Fltr/Pad (dB)	Corrected Reading (dBuV/m)	Average Limit (dBuV/m)	Margin (dB)	Peak Limit (dBuV/m)	PK Margin (dB)	Azimuth (Degs)	Height (cm)	Polarity
1	* 2.48351	42.47	Pk	32.8	-18.4	56.87	-	-	74	-17.13	146	257	V
2	* 2.48395	45.82	Pk	32.8	-18.4	60.22	-	-	74	-13.78	146	257	V
3	* 2.48351	27.98	RMS	32.8	-18.4	42.38	54	-11.62	-	-	146	257	V
4	2.51094	29.68	RMS	32.8	-18.3	44.18	54	-9.82	-	-	146	257	V

* - indicates frequency in CFR47 Pt 15 / IC RSS-Restricted Band
Pk - Peak detector
RMS - RMS detection

UL VERIFICATION SERVICES INC.
47173 Benicia Street, Fremont, CA 94538; USA TEL:(510) 319-4000 FAX:(510) 661-0888

This report shall not be reproduced except in full, without the written approval of UL Verification Services Inc.

BANDEDGE (HIGH CHANNEL, CH 12)

HORIZONTAL RESULT

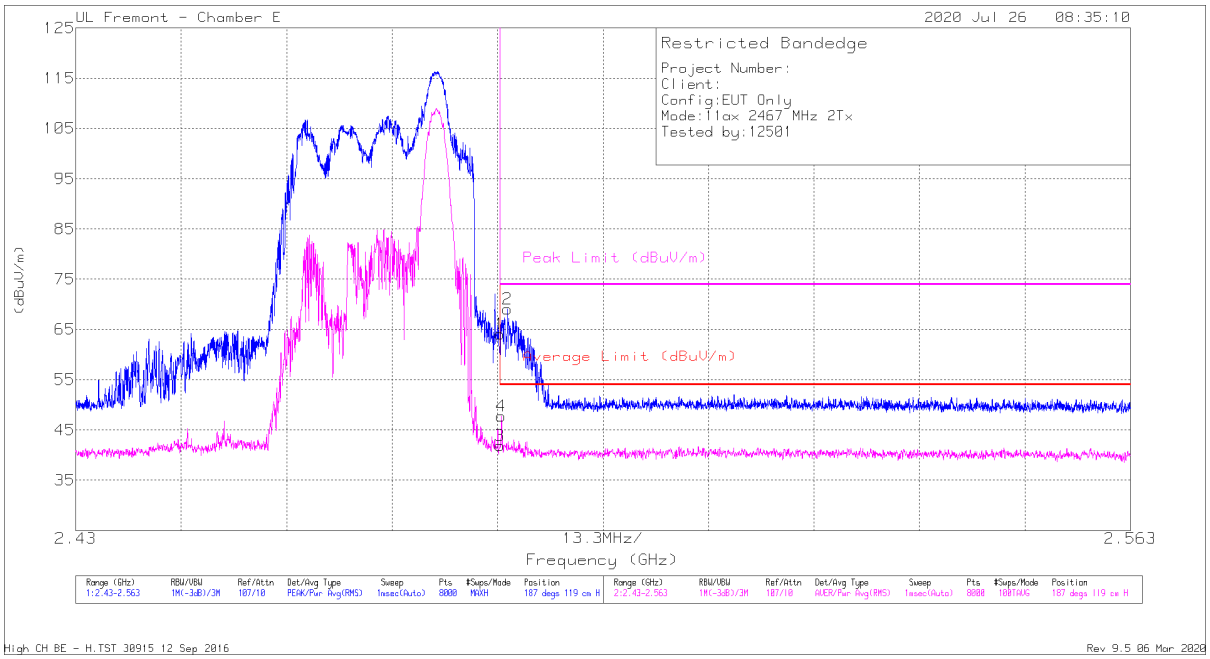

Marker	Frequency (GHz)	Meter Reading (dBuV)	Det	AF T712 (dB/m)	Amp/Cbl/Fltr/Pad (dB)	Corrected Reading (dBuV/m)	Average Limit (dBuV/m)	Margin (dB)	Peak Limit (dBuV/m)	PK Margin (dB)	Azimuth (Degs)	Height (cm)	Polarity
1	* 2.48351	57.78	Pk	32.8	-26.5	64.08	-	-	74	-9.92	187	119	H
2	* 2.48445	62.78	Pk	32.8	-26.5	69.08	-	-	74	-4.92	187	119	H
3	* 2.48351	35.66	RMS	32.8	-26.5	41.96	54	-12.04	-	-	187	119	H
4	* 2.48367	41.47	RMS	32.8	-26.5	47.77	54	-6.23	-	-	187	119	H

* - indicates frequency in CFR47 Pt 15 / IC RSS-Restricted Band
Pk - Peak detector
RMS - RMS detection

UL VERIFICATION SERVICES INC.
47173 Benicia Street, Fremont, CA 94538; USA TEL:(510) 319-4000 FAX:(510) 661-0888
This report shall not be reproduced except in full, without the written approval of UL Verification Services Inc.

VERTICAL RESULT

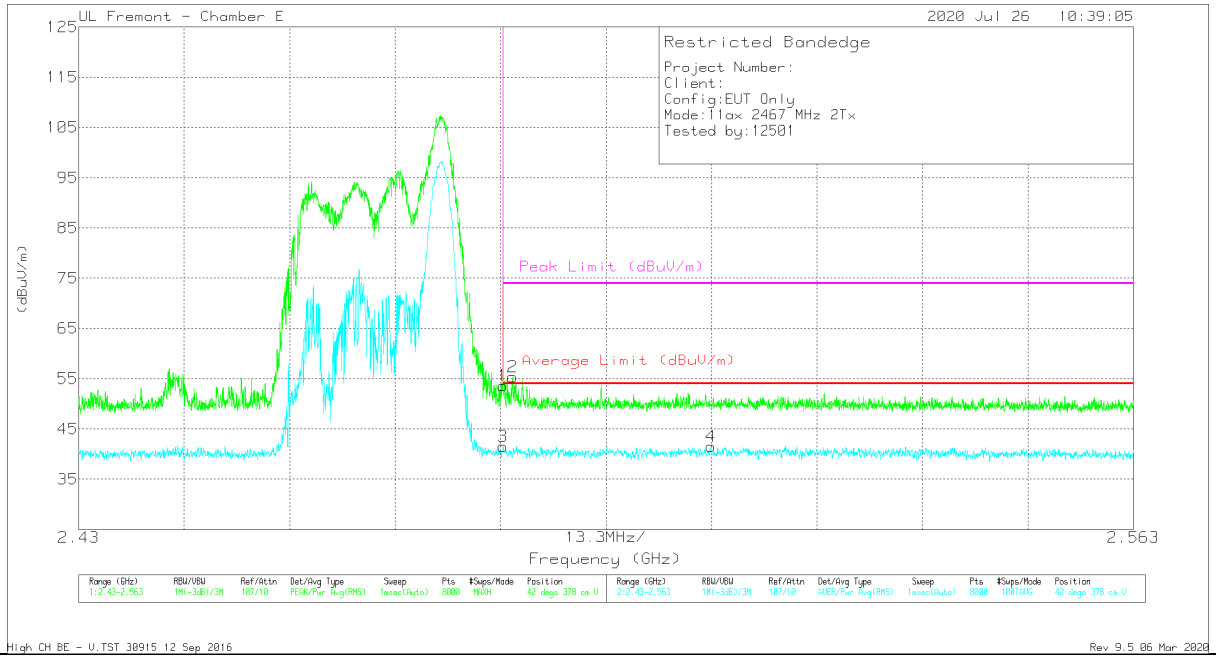

Marker	Frequency (GHz)	Meter Reading (dBuV)	Det	AF T712 (dB/m)	Amp/Cbl/Fltr/Pad (dB)	Corrected Reading (dBuV/m)	Average Limit (dBuV/m)	Margin (dB)	Peak Limit (dBuV/m)	PK Margin (dB)	Azimuth (Degs)	Height (cm)	Polarity
1	* 2.48351	47.33	Pk	32.8	-26.5	53.63	-	-	74	-20.37	42	378	V
2	* 2.48472	49.01	Pk	32.8	-26.5	55.31	-	-	74	-18.69	42	378	V
3	* 2.48351	35.23	RMS	32.8	-26.5	41.53	54	-12.47	-	-	42	378	V
4	2.50973	35.16	RMS	32.8	-26.4	41.56	54	-12.44	-	-	42	378	V

* - indicates frequency in CFR47 Pt 15 / IC RSS-Restricted Band
Pk - Peak detector
RMS - RMS detection

UL VERIFICATION SERVICES INC.
47173 Benicia Street, Fremont, CA 94538; USA TEL:(510) 319-4000 FAX:(510) 661-0888

This report shall not be reproduced except in full, without the written approval of UL Verification Services Inc.

BANDEDGE (HIGH CHANNEL, CH 13)

HORIZONTAL RESULT

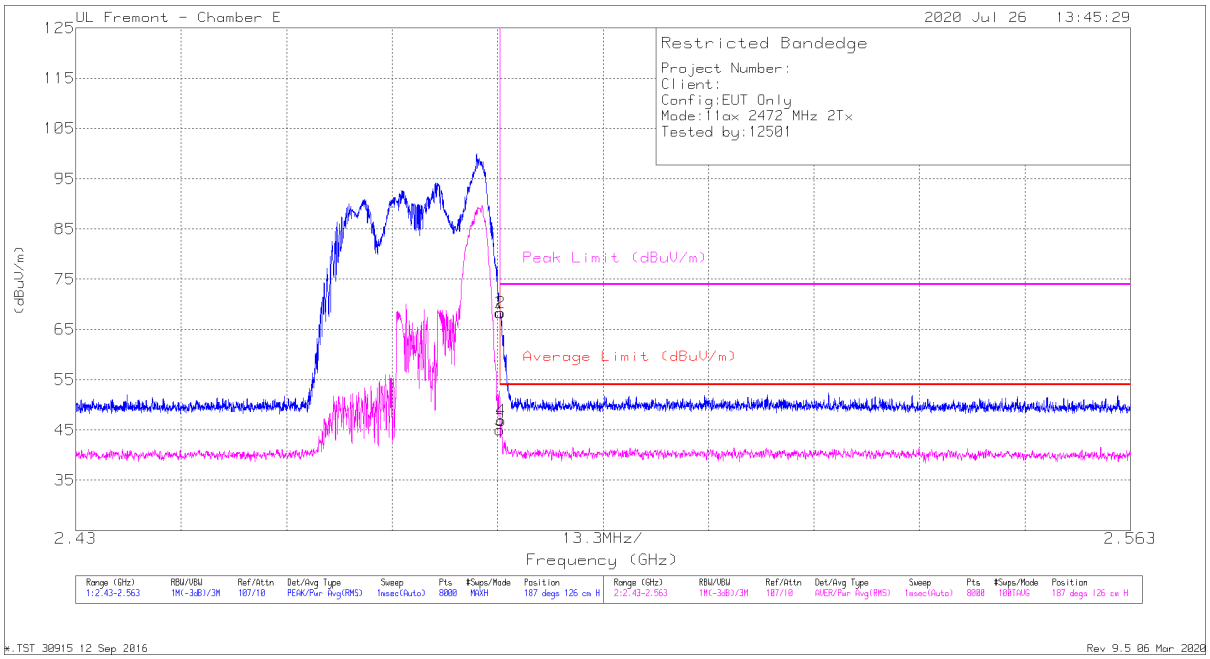

Marker	Frequency (GHz)	Meter Reading (dBuV)	Det	AF T712 (dB/m)	Amp/Cbl/Fltr/Pad (dB)	Corrected Reading (dBuV/m)	Average Limit (dBuV/m)	Margin (dB)	Peak Limit (dBuV/m)	PK Margin (dB)	Azimuth (Degs)	Height (cm)	Polarity
1	* 2.48351	61.99	Pk	32.8	-26.5	68.29	-	-	74	-5.71	187	126	H
2	* 2.48356	62.08	Pk	32.8	-26.5	68.38	-	-	74	-5.62	187	126	H
3	* 2.48351	38.7	RMS	32.8	-26.5	45	54	-9	-	-	187	126	H
4	* 2.48364	40.56	RMS	32.8	-26.5	46.86	54	-7.14	-	-	187	126	H

* - indicates frequency in CFR47 Pt 15 / IC RSS-Restricted Band
Pk - Peak detector
RMS - RMS detection

UL VERIFICATION SERVICES INC.
47173 Benicia Street, Fremont, CA 94538; USA TEL:(510) 319-4000 FAX:(510) 661-0888
This report shall not be reproduced except in full, without the written approval of UL Verification Services Inc.

VERTICAL RESULT

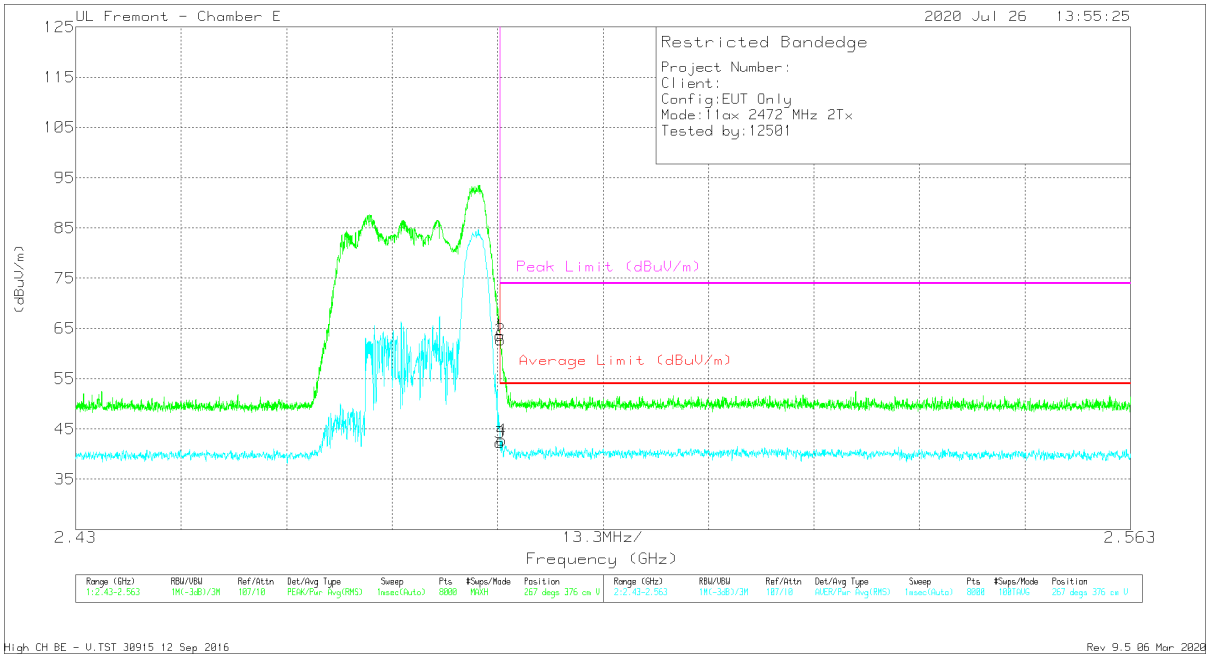

Marker	Frequency (GHz)	Meter Reading (dBuV)	Det	AF T712 (dB/m)	Amp/Cbl/Fltr/Pad (dB)	Corrected Reading (dBuV/m)	Average Limit (dBuV/m)	Margin (dB)	Peak Limit (dBuV/m)	PK Margin (dB)	Azimuth (Degs)	Height (cm)	Polarity
1	* 2.48351	57.28	Pk	32.8	-26.5	63.58	-	-	74	-10.42	267	376	V
2	* 2.48356	56.4	Pk	32.8	-26.5	62.7	-	-	74	-11.3	267	376	V
3	* 2.48351	35.93	RMS	32.8	-26.5	42.23	54	-11.77	-	-	267	376	V
4	* 2.48374	36.49	RMS	32.8	-26.5	42.79	54	-11.21	-	-	267	376	V

* - indicates frequency in CFR47 Pt 15 / IC RSS-Restricted Band
Pk - Peak detector
RMS - RMS detection

UL VERIFICATION SERVICES INC.
47173 Benicia Street, Fremont, CA 94538; USA TEL:(510) 319-4000 FAX:(510) 661-0888

This report shall not be reproduced except in full, without the written approval of UL Verification Services Inc.

HARMONICS AND SPURIOUS EMISSIONS

LOW CHANNEL, CH 1 RESULTS

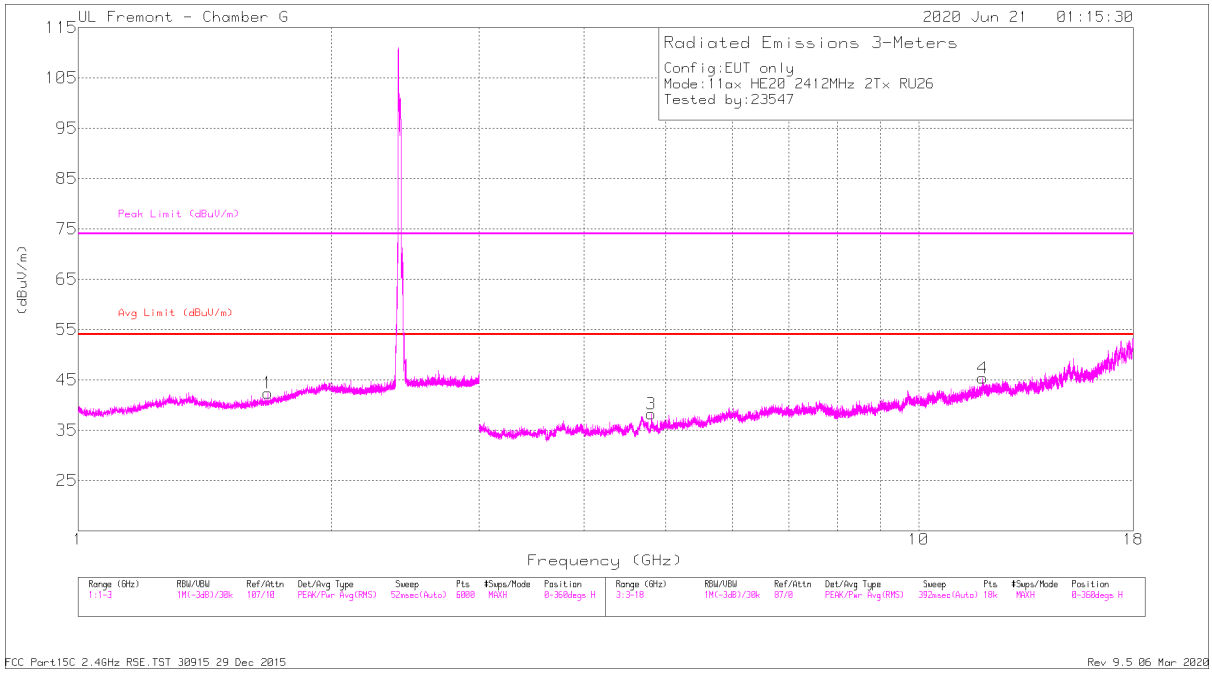

HORIZONTAL

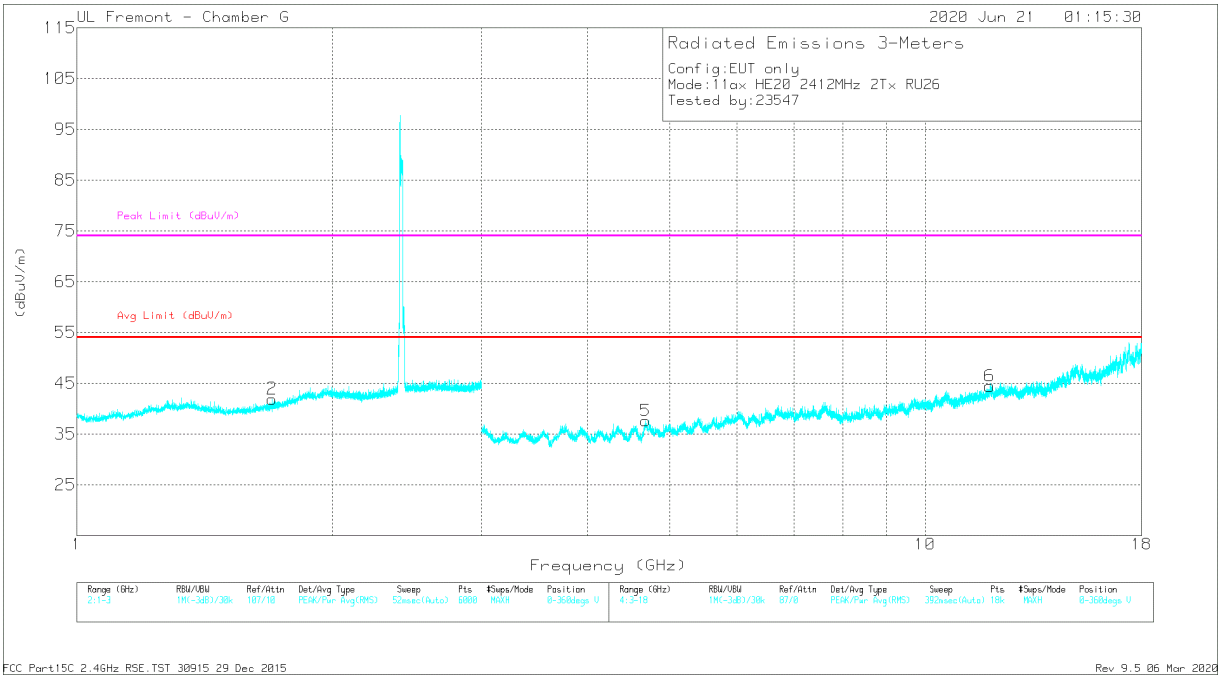

VERTICAL

UL VERIFICATION SERVICES INC.
47173 Benicia Street, Fremont, CA 94538; USA TEL:(510) 319-4000 FAX:(510) 661-0888

This report shall not be reproduced except in full, without the written approval of UL Verification Services Inc.

RADIATED EMISSIONS

Marker	Frequency (GHz)	Meter Reading (dBuV)	Det	AF T136 (dB/m)	Amp/Cbl/Fltr/Pad (dB)	Corrected Reading (dBuV/m)	Avg Limit (dBuV/m)	Margin (dB)	Peak Limit (dBuV/m)	PK Margin (dB)	Azimuth (Degs)	Height (cm)	Polarity
1	* 1.68039	43.57	PK2	29	-24	48.57	-	-	74	-25.43	190	393	H
	* 1.67963	30.63	MAv1	29	-24	35.63	54	-18.37	-	-	190	393	H
2	* 1.69735	44.03	PK2	29.1	-23.9	49.23	-	-	74	-24.77	321	196	V
	* 1.69761	31.1	MAv1	29.1	-23.9	36.3	54	-17.7	-	-	321	196	V
3	* 4.80641	43.83	PK2	34.2	-31.1	46.93	-	-	74	-27.07	153	103	H
	* 4.80664	32.24	MAv1	34.2	-31.1	35.34	54	-18.66	-	-	153	103	H
4	* 11.91358	36.67	PK2	38.7	-24.1	51.27	-	-	74	-22.73	114	101	H
	* 11.91272	23.53	MAv1	38.7	-24.2	38.03	54	-15.97	-	-	114	101	H
5	* 4.68446	40.27	PK2	34	-30.9	43.37	-	-	74	-30.63	196	101	V
	* 4.68532	27.45	MAv1	34	-30.9	30.55	54	-23.45	-	-	196	101	V
6	* 11.91906	36.32	PK2	38.7	-23.9	51.12	-	-	74	-22.88	334	217	V
	* 11.91848	23.93	MAv1	38.7	-23.9	38.73	54	-15.27	-	-	334	217	V

* - indicates frequency in CFR47 Pt 15 / IC RSS-Restricted Band
PK2 - KDB558074 Method: Maximum Peak
MAv1 - KDB558074 Option 1 Maximum RMS Average

UL VERIFICATION SERVICES INC.
47173 Benicia Street, Fremont, CA 94538; USA TEL:(510) 319-4000 FAX:(510) 661-0888

This report shall not be reproduced except in full, without the written approval of UL Verification Services Inc.

MID CHANNEL, CH 6 RESULTS

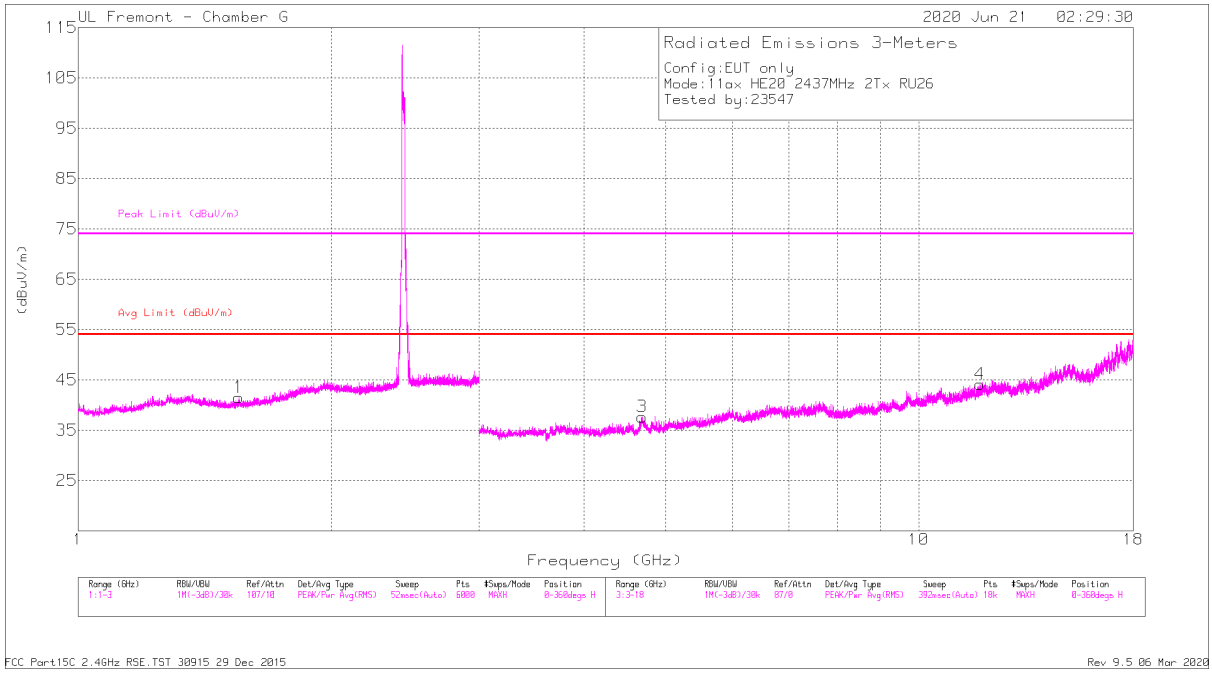

HORIZONTAL

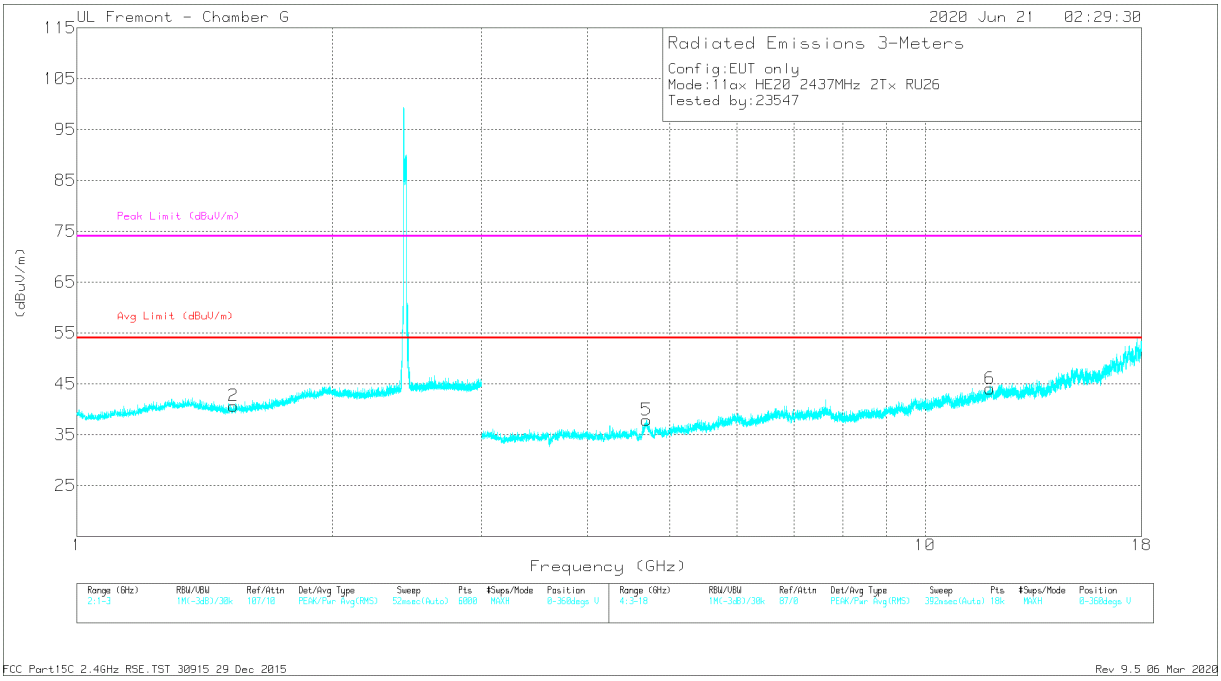

VERTICAL

UL VERIFICATION SERVICES INC.
47173 Benicia Street, Fremont, CA 94538; USA TEL:(510) 319-4000 FAX:(510) 661-0888

This report shall not be reproduced except in full, without the written approval of UL Verification Services Inc.

RADIATED EMISSIONS

Marker	Frequency (GHz)	Meter Reading (dBuV)	Det	AF T136 (dB/m)	Amp/Cbl/Fltr/Pad (dB)	Corrected Reading (dBuV/m)	Avg Limit (dBuV/m)	Margin (dB)	Peak Limit (dBuV/m)	PK Margin (dB)	Azimuth (Degs)	Height (cm)	Polarity
1	* 1.55256	43.82	PK2	28.7	-24.1	48.42	-	-	74	-25.58	278	116	H
	* 1.55182	30.92	MAv1	28.7	-24.1	35.52	54	-18.48	-	-	278	116	H
2	* 1.53045	43.96	PK2	28.5	-24.1	48.36	-	-	74	-25.64	50	338	V
	* 1.52999	30.62	MAv1	28.5	-24.1	35.02	54	-18.98	-	-	50	338	V
3	* 4.68768	41.18	PK2	34	-30.9	44.28	-	-	74	-29.72	241	144	H
	* 4.68613	27.95	MAv1	34	-30.9	31.05	54	-22.95	-	-	241	144	H
4	* 11.8186	36.52	PK2	38.6	-24.4	50.72	-	-	74	-23.28	6	238	H
	* 11.81615	24.04	MAv1	38.6	-24.4	38.24	54	-15.76	-	-	6	238	H
5	* 4.69422	39.46	PK2	34.1	-30.9	42.66	-	-	74	-31.34	214	113	V
	* 4.69428	27.04	MAv1	34.1	-30.9	30.24	54	-23.76	-	-	214	113	V
6	* 11.91891	37.08	PK2	38.7	-23.9	51.88	-	-	74	-22.12	52	104	V
	* 11.91775	23.63	MAv1	38.7	-23.9	38.43	54	-15.57	-	-	52	104	V

* - indicates frequency in CFR47 Pt 15 / IC RSS-Restricted Band
PK2 - KDB558074 Method: Maximum Peak
MAv1 - KDB558074 Option 1 Maximum RMS Average

UL VERIFICATION SERVICES INC.
47173 Benicia Street, Fremont, CA 94538; USA TEL:(510) 319-4000 FAX:(510) 661-0888

This report shall not be reproduced except in full, without the written approval of UL Verification Services Inc.

HIGH CHANNEL, CH 13 RESULTS

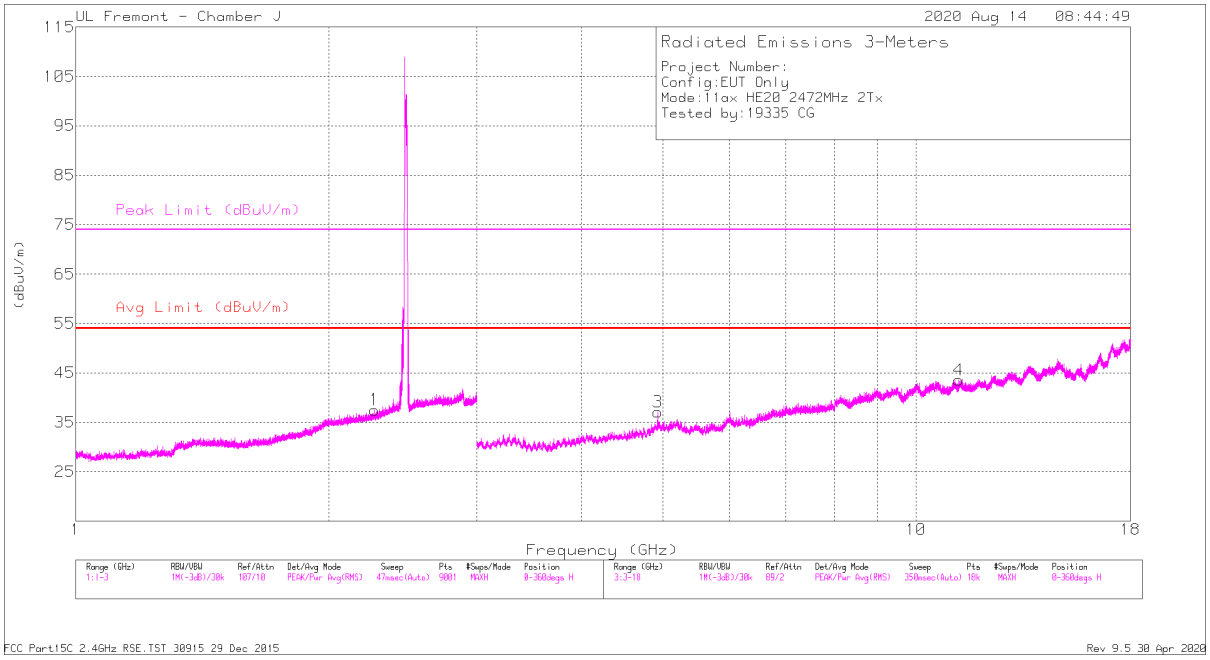

HORIZONTAL

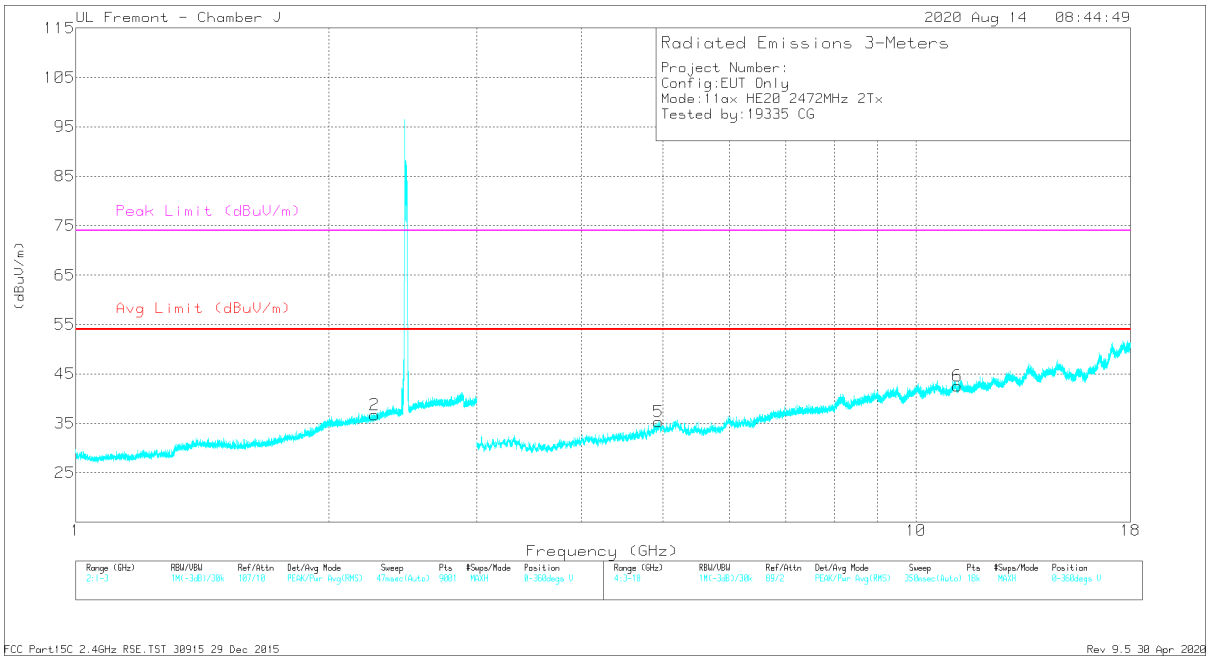

VERTICAL

UL VERIFICATION SERVICES INC.
47173 Benicia Street, Fremont, CA 94538; USA TEL:(510) 319-4000 FAX:(510) 661-0888

This report shall not be reproduced except in full, without the written approval of UL Verification Services Inc.

RADIATED EMISSIONS

Markers	Frequency (GHz)	Meter Reading (dBuV)	Det	AF T963 (dB/m)	Amp/Cbl/Fltr/Pad (dB)	Corrected Reading (dBuV/m)	Avg Limit (dBuV/m)	Margin (dB)	Peak Limit (dBuV/m)	PK Margin (dB)	Azimuth (Degs)	Height (cm)	Polarity
1	* 2.26863	31.12	PK2	28.4	-15.1	44.42	-	-	74	-29.58	206	136	H
	* 2.26827	19.96	MAv1	28.4	-15.1	33.26	54	-20.74	-	-	206	136	H
3	* 4.92665	41.38	PK2	33.7	-30.5	44.58	-	-	74	-29.42	5	167	H
	* 4.92699	30.36	MAv1	33.7	-30.5	33.56	54	-20.44	-	-	5	167	H
4	* 11.24727	33.45	PK2	39.7	-22.8	50.35	-	-	74	-23.65	52	217	H
	* 11.24733	23.15	MAv1	39.7	-22.8	40.05	54	-13.95	-	-	52	217	H
2	* 2.26765	30.54	PK2	28.4	-15.1	43.84	-	-	74	-30.16	135	177	V
	* 2.26737	20.29	MAv1	28.4	-15.1	33.59	54	-20.41	-	-	135	177	V
5	* 4.93532	38.91	PK2	33.7	-30.3	42.31	-	-	74	-31.69	28	386	V
	* 4.93478	29.24	MAv1	33.7	-30.3	32.64	54	-21.36	-	-	28	386	V
6	* 11.20983	33.26	PK2	39.7	-23.1	49.86	-	-	74	-24.14	134	177	V
	* 11.20983	23.17	MAv1	39.7	-23.1	39.77	54	-14.23	-	-	134	177	V

* - indicates frequency in CFR47 Pt 15 / IC RSS-Restricted Band
PK2 - KDB558074 Method: Maximum Peak
MAv1 - KDB558074 Option 1 Maximum RMS Average

UL VERIFICATION SERVICES INC.
47173 Benicia Street, Fremont, CA 94538; USA TEL:(510) 319-4000 FAX:(510) 661-0888

This report shall not be reproduced except in full, without the written approval of UL Verification Services Inc.

2TX ANT 4 + ANT 3, OFDMA MODE: 242-Tones, RU Index 61

BANDEDGE (LOW CHANNEL, CH 1)

HORIZONTAL RESULT

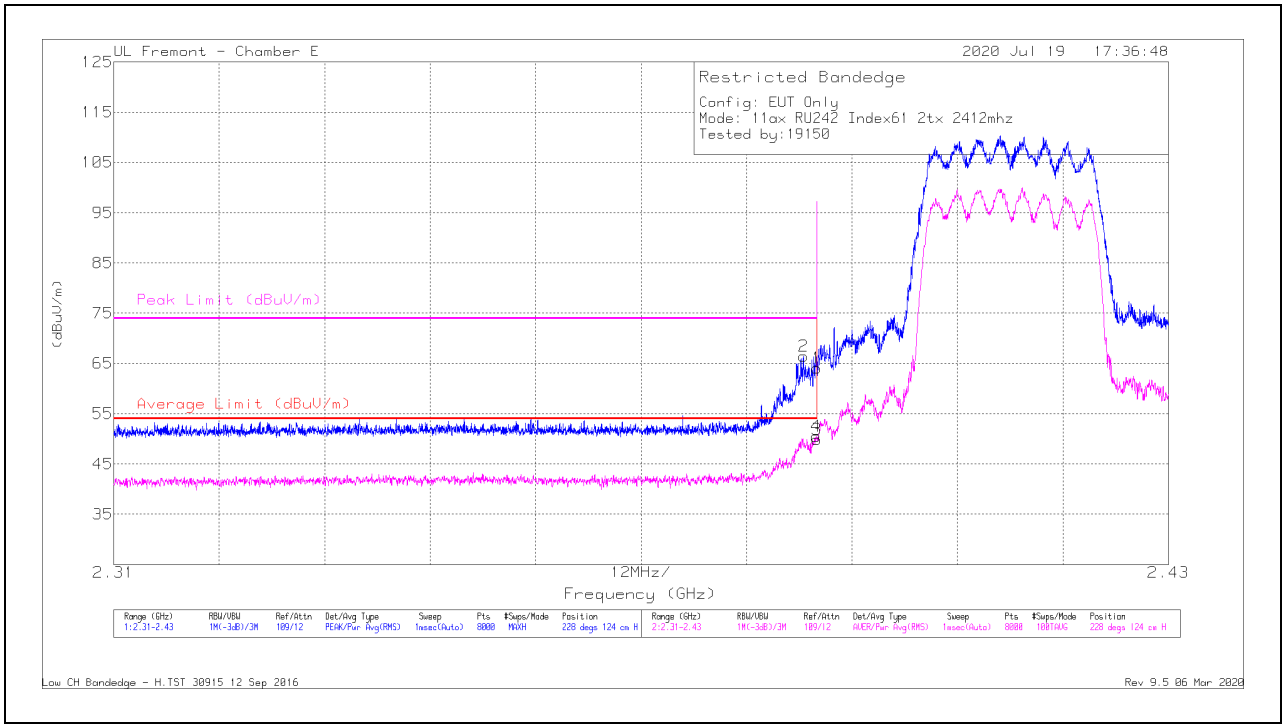

Marker	Frequency (GHz)	Meter Reading (dBuV)	Det	AF T712 (dB/m)	Amp/Cbl/Fltr/Pad (dB)	Corrected Reading (dBuV/m)	Average Limit (dBuV/m)	Margin (dB)	Peak Limit (dBuV/m)	PK Margin (dB)	Azimuth (Degs)	Height (cm)	Polarity
2	* 2.38849	52.62	Pk	32.2	-18.4	66.42	-	-	74	-7.58	228	124	H
4	* 2.38993	36.75	RMS	32.2	-18.4	50.55	54	-3.45	-	-	228	124	H
1	* 2.38999	50.27	Pk	32.2	-18.4	64.07	-	-	74	-9.93	228	124	H
3	* 2.38999	36.1	RMS	32.2	-18.4	49.9	54	-4.1	-	-	228	124	H

* - indicates frequency in CFR47 Pt 15 / IC RSS-Restricted Band
Pk - Peak detector
RMS - RMS detection

UL VERIFICATION SERVICES INC.
47173 Benicia Street, Fremont, CA 94538; USA TEL:(510) 319-4000 FAX:(510) 661-0888
This report shall not be reproduced except in full, without the written approval of UL Verification Services Inc.

VERTICAL RESULT

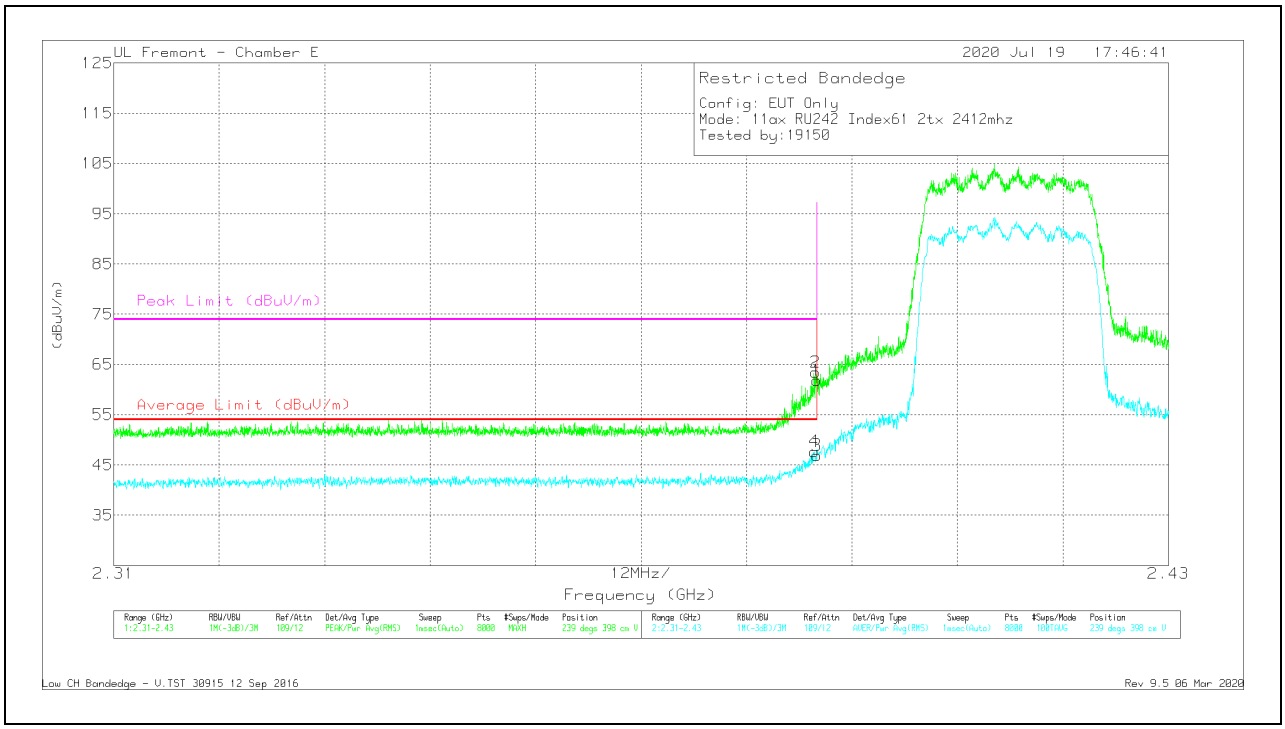

Marker	Frequency (GHz)	Meter Reading (dBuV)	Det	AF T712 (dB/m)	Amp/Cbl/Fltr/Pad (dB)	Corrected Reading (dBuV/m)	Average Limit (dBuV/m)	Margin (dB)	Peak Limit (dBuV/m)	PK Margin (dB)	Azimuth (Degs)	Height (cm)	Polarity
1	* 2.38999	48.06	Pk	32.2	-18.4	61.86	-	-	74	-12.14	239	398	V
2	* 2.38984	49.7	Pk	32.2	-18.4	63.5	-	-	74	-10.5	239	398	V
3	* 2.38999	33.15	RMS	32.2	-18.4	46.95	54	-7.05	-	-	239	398	V
4	* 2.38971	33.9	RMS	32.2	-18.4	47.7	54	-6.3	-	-	239	398	V

* - indicates frequency in CFR47 Pt 15 / IC RSS-Restricted Band
Pk - Peak detector
RMS - RMS detection

UL VERIFICATION SERVICES INC.
47173 Benicia Street, Fremont, CA 94538; USA TEL:(510) 319-4000 FAX:(510) 661-0888

This report shall not be reproduced except in full, without the written approval of UL Verification Services Inc.

BANDEDGE (LOW CHANNEL, CH 2)

HORIZONTAL RESULT

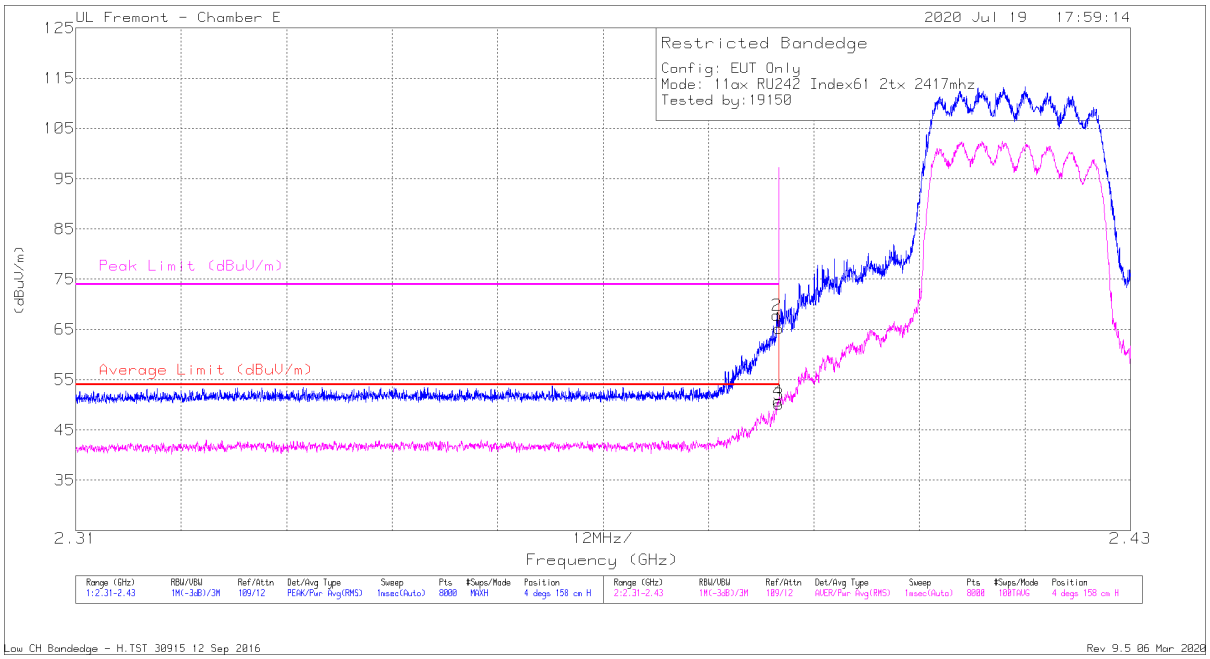

Marker	Frequency (GHz)	Meter Reading (dBuV)	Det	AF T712 (dB/m)	Amp/Cbl/Fltr/Pad (dB)	Corrected Reading (dBuV/m)	Average Limit (dBuV/m)	Margin (dB)	Peak Limit (dBuV/m)	PK Margin (dB)	Azimuth (Degs)	Height (cm)	Polarity
1	* 2.38999	51.44	Pk	32.2	-18.4	65.24	-	-	74	-8.76	4	158	H
2	* 2.38981	54.01	Pk	32.2	-18.4	67.81	-	-	74	-6.19	4	158	H
3	* 2.38999	36.38	RMS	32.2	-18.4	50.18	54	-3.82	-	-	4	158	H
4	* 2.38993	36.97	RMS	32.2	-18.4	50.77	54	-3.23	-	-	4	158	H

* - indicates frequency in CFR47 Pt 15 / IC RSS-Restricted Band
Pk - Peak detector
RMS - RMS detection

UL VERIFICATION SERVICES INC.
47173 Benicia Street, Fremont, CA 94538; USA TEL:(510) 319-4000 FAX:(510) 661-0888
This report shall not be reproduced except in full, without the written approval of UL Verification Services Inc.

VERTICAL RESULT

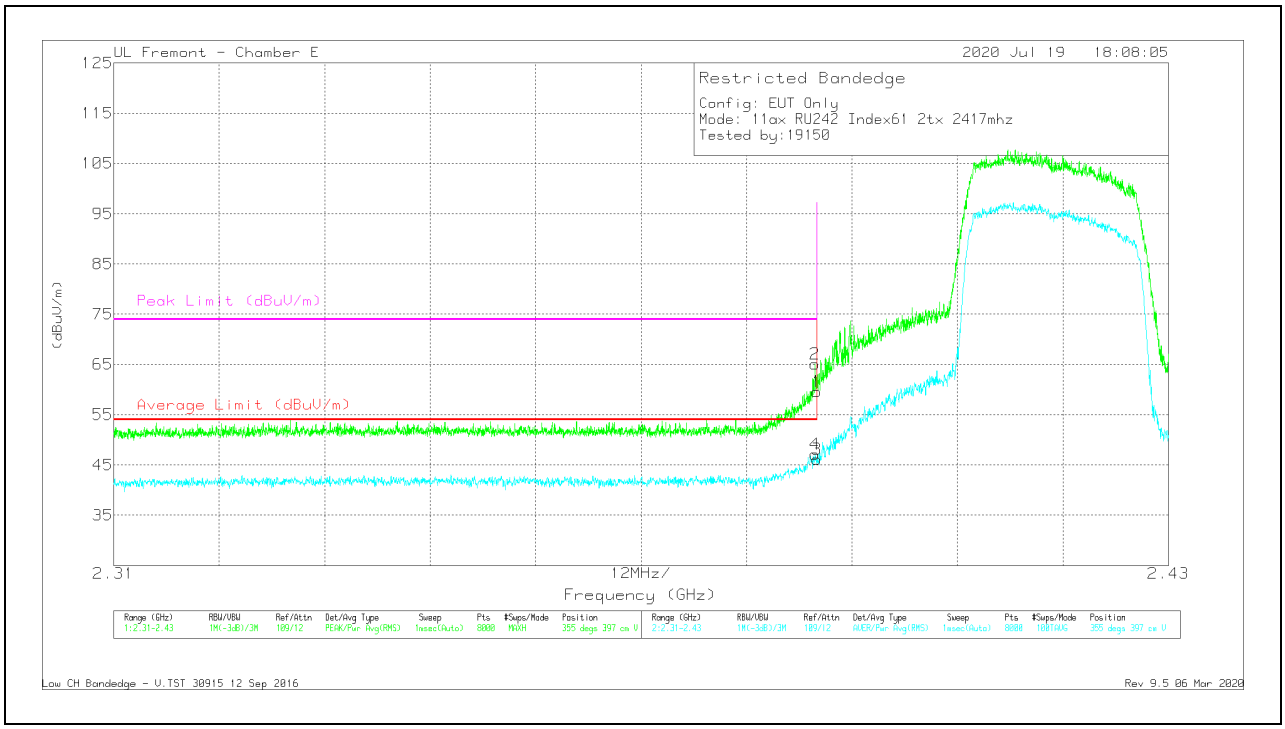

Marker	Frequency (GHz)	Meter Reading (dBuV)	Det	AF T712 (dB/m)	Amp/Cbl/Fltr/Pad (dB)	Corrected Reading (dBuV/m)	Average Limit (dBuV/m)	Margin (dB)	Peak Limit (dBuV/m)	PK Margin (dB)	Azimuth (Degs)	Height (cm)	Polarity
1	* 2.38999	45.75	Pk	32.2	-18.4	59.55	-	-	74	-14.45	355	397	V
2	* 2.38978	51.34	Pk	32.2	-18.4	65.14	-	-	74	-8.86	355	397	V
3	* 2.38999	32.4	RMS	32.2	-18.4	46.2	54	-7.8	-	-	355	397	V
4	* 2.3898	33.33	RMS	32.2	-18.4	47.13	54	-6.87	-	-	355	397	V

* - indicates frequency in CFR47 Pt 15 / IC RSS-Restricted Band
Pk - Peak detector
RMS - RMS detection

UL VERIFICATION SERVICES INC.
47173 Benicia Street, Fremont, CA 94538; USA TEL:(510) 319-4000 FAX:(510) 661-0888
This report shall not be reproduced except in full, without the written approval of UL Verification Services Inc.

BANDEDGE (LOW CHANNEL, CH 3)

HORIZONTAL RESULT

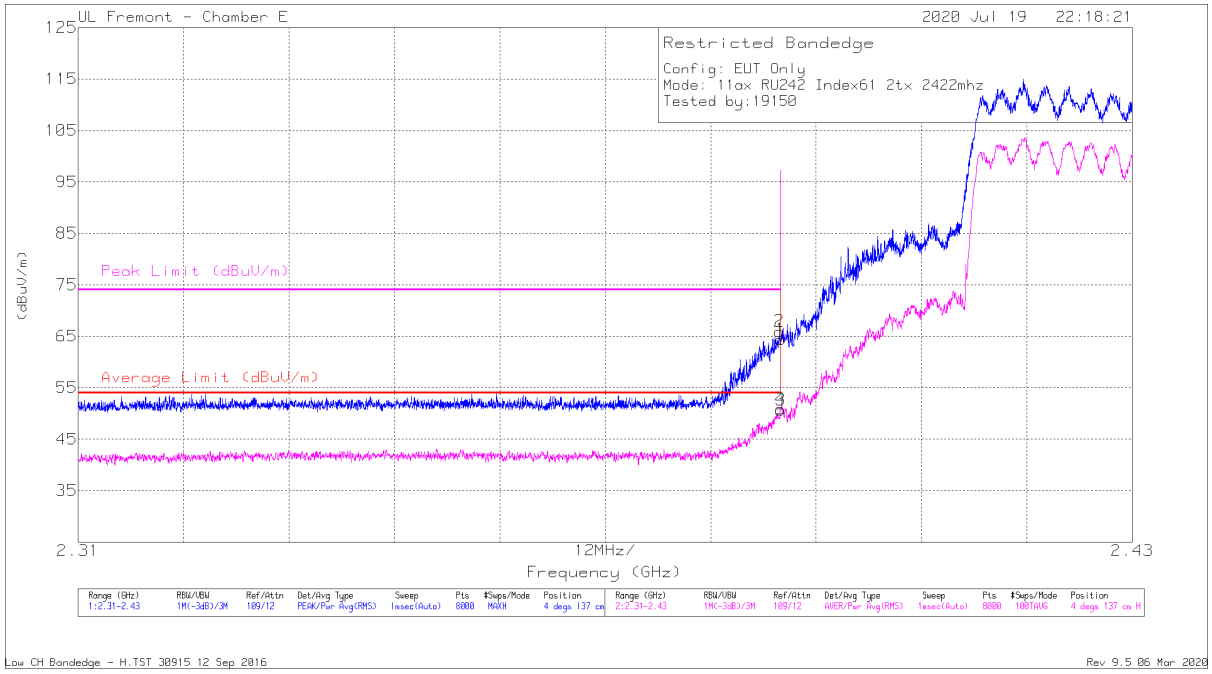

Marker	Frequency (GHz)	Meter Reading (dBuV)	Det	AF T712 (dB/m)	Amp/Cbl/Fltr/Pad (dB)	Corrected Reading (dBuV/m)	Average Limit (dBuV/m)	Margin (dB)	Peak Limit (dBuV/m)	PK Margin (dB)	Azimuth (Degs)	Height (cm)	Polarity
1	* 2.38999	50.6	Pk	32.2	-18.4	64.4	-	-	74	-9.6	4	137	H
2	* 2.38983	52.18	Pk	32.2	-18.4	65.98	-	-	74	-8.02	4	137	H
3	* 2.38999	36.9	RMS	32.2	-18.4	50.7	54	-3.3	-	-	4	137	H
4	* 2.38995	37.08	RMS	32.2	-18.4	50.88	54	-3.12	-	-	4	137	H

* - indicates frequency in CFR47 Pt 15 / IC RSS-Restricted Band
Pk - Peak detector
RMS - RMS detection

UL VERIFICATION SERVICES INC.
47173 Benicia Street, Fremont, CA 94538; USA TEL:(510) 319-4000 FAX:(510) 661-0888
This report shall not be reproduced except in full, without the written approval of UL Verification Services Inc.

VERTICAL RESULT

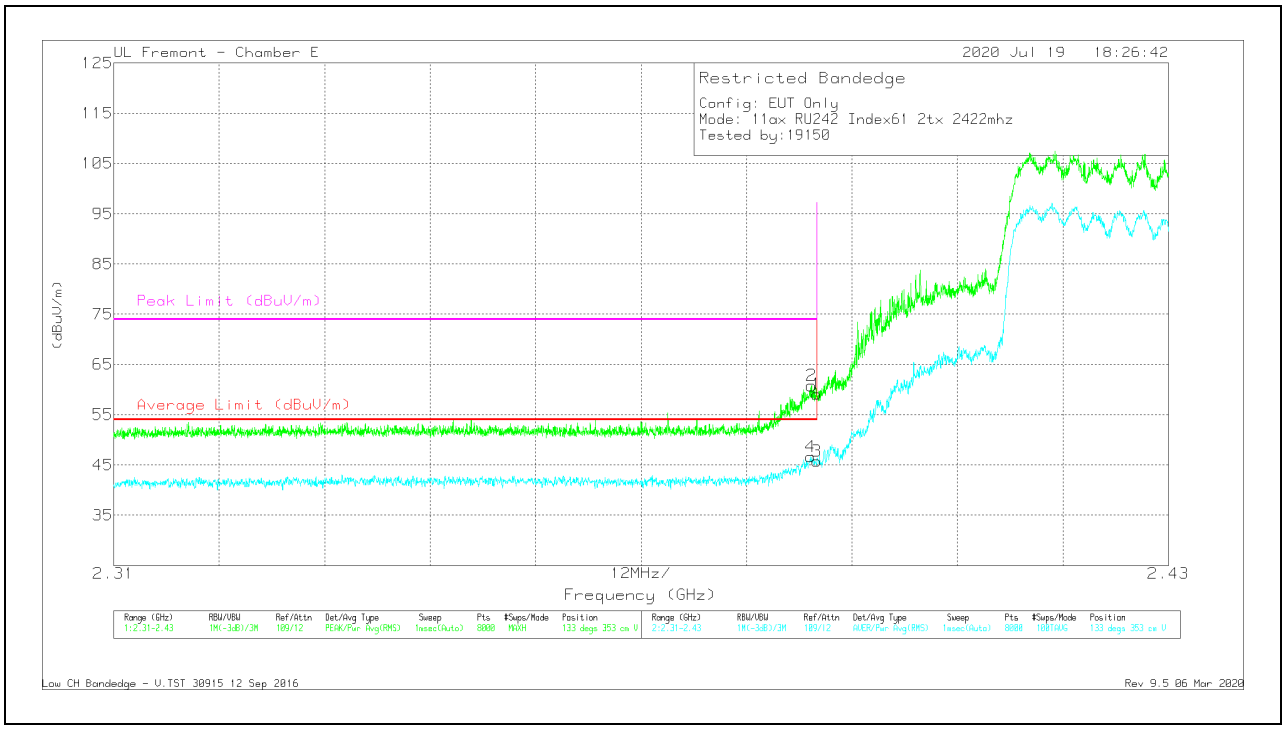

Marker	Frequency (GHz)	Meter Reading (dBuV)	Det	AF T712 (dB/m)	Amp/Cbl/Fltr/Pad (dB)	Corrected Reading (dBuV/m)	Average Limit (dBuV/m)	Margin (dB)	Peak Limit (dBuV/m)	PK Margin (dB)	Azimuth (Degs)	Height (cm)	Polarity
1	* 2.38999	45.35	Pk	32.2	-18.4	59.15	-	-	74	-14.85	133	353	V
2	* 2.38939	46.99	Pk	32.2	-18.4	60.79	-	-	74	-13.21	133	353	V
3	* 2.38999	31.94	RMS	32.2	-18.4	45.74	54	-8.26	-	-	133	353	V
4	* 2.38932	32.82	RMS	32.2	-18.4	46.62	54	-7.38	-	-	133	353	V

* - indicates frequency in CFR47 Pt 15 / IC RSS-Restricted Band
Pk - Peak detector
RMS - RMS detection

UL VERIFICATION SERVICES INC.
47173 Benicia Street, Fremont, CA 94538; USA TEL:(510) 319-4000 FAX:(510) 661-0888
This report shall not be reproduced except in full, without the written approval of UL Verification Services Inc.

BANDEDGE (LOW CHANNEL, CH 4)

HORIZONTAL RESULT

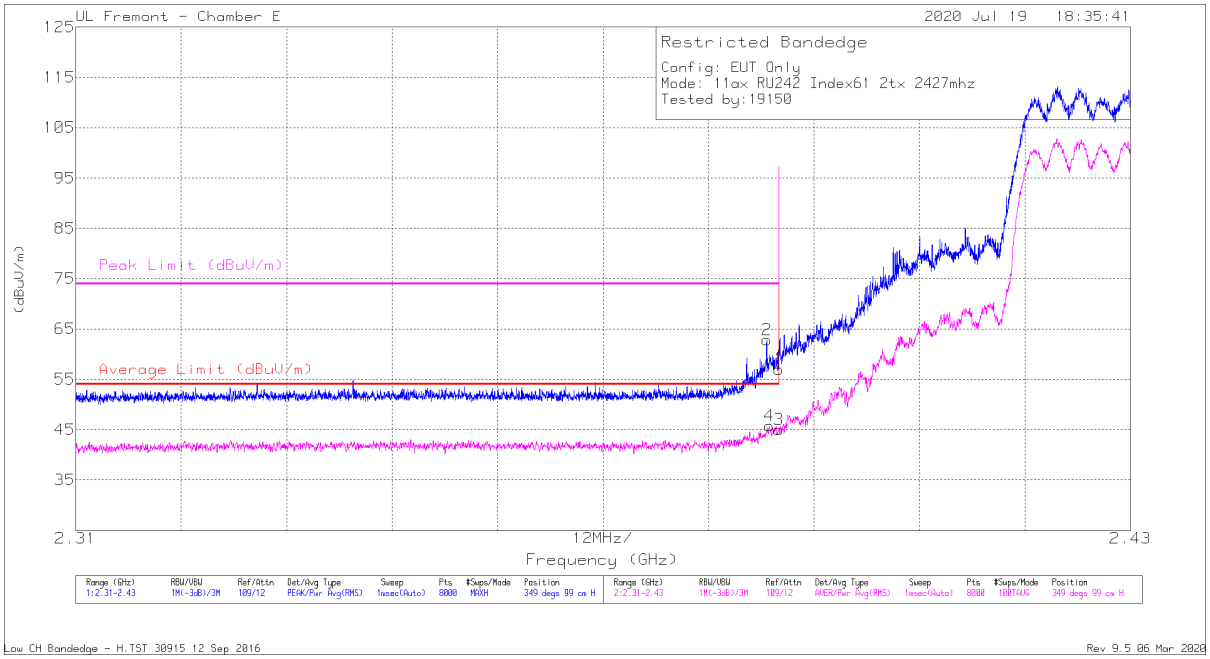

Marker	Frequency (GHz)	Meter Reading (dBuV)	Det	AF T712 (dB/m)	Amp/Cbl/Fltr/Pad (dB)	Corrected Reading (dBuV/m)	Average Limit (dBuV/m)	Margin (dB)	Peak Limit (dBuV/m)	PK Margin (dB)	Azimuth (Degs)	Height (cm)	Polarity
1	* 2.38999	43.25	Pk	32.2	-18.4	57.05	-	-	74	-16.95	349	99	H
2	* 2.38863	49.08	Pk	32.2	-18.4	62.88	-	-	74	-11.12	349	99	H
3	* 2.38999	31.17	RMS	32.2	-18.4	44.97	54	-9.03	-	-	349	99	H
4	* 2.38891	31.96	RMS	32.2	-18.4	45.76	54	-8.24	-	-	349	99	H

* - indicates frequency in CFR47 Pt 15 / IC RSS-Restricted Band
Pk - Peak detector
RMS - RMS detection

UL VERIFICATION SERVICES INC.
47173 Benicia Street, Fremont, CA 94538; USA TEL:(510) 319-4000 FAX:(510) 661-0888
This report shall not be reproduced except in full, without the written approval of UL Verification Services Inc.

VERTICAL RESULT

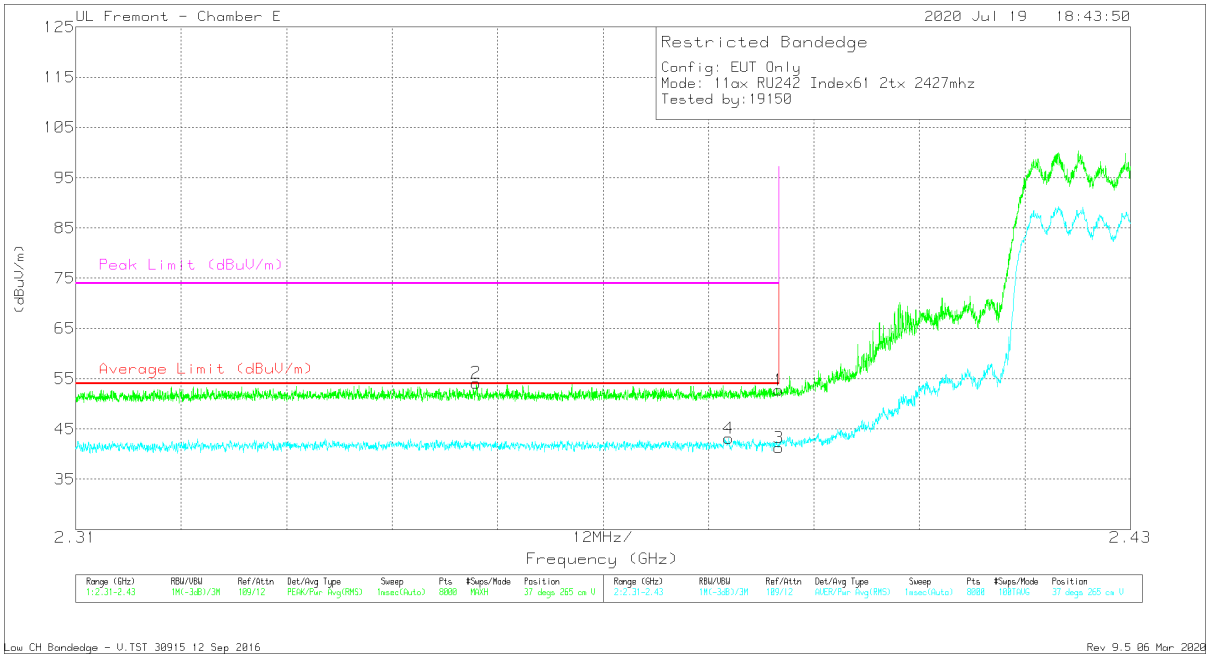

Marker	Frequency (GHz)	Meter Reading (dBuV)	Det	AF T712 (dB/m)	Amp/Cbl/Fltr/Pad (dB)	Corrected Reading (dBuV/m)	Average Limit (dBuV/m)	Margin (dB)	Peak Limit (dBuV/m)	PK Margin (dB)	Azimuth (Degs)	Height (cm)	Polarity
1	* 2.38999	38.96	Pk	32.2	-18.4	52.76	-	-	74	-21.24	37	265	V
2	* 2.35556	40.38	Pk	32.1	-18.3	54.18	-	-	74	-19.82	37	265	V
3	* 2.38999	27.53	RMS	32.2	-18.4	41.33	54	-12.67	-	-	37	265	V
4	* 2.3843	29.34	RMS	32.2	-18.4	43.14	54	-10.86	-	-	37	265	V

* - indicates frequency in CFR47 Pt 15 / IC RSS-Restricted Band
Pk - Peak detector
RMS - RMS detection

UL VERIFICATION SERVICES INC.
47173 Benicia Street, Fremont, CA 94538; USA TEL:(510) 319-4000 FAX:(510) 661-0888

This report shall not be reproduced except in full, without the written approval of UL Verification Services Inc.

BANDEDGE (HIGH CHANNEL, CH 8)

HORIZONTAL RESULT

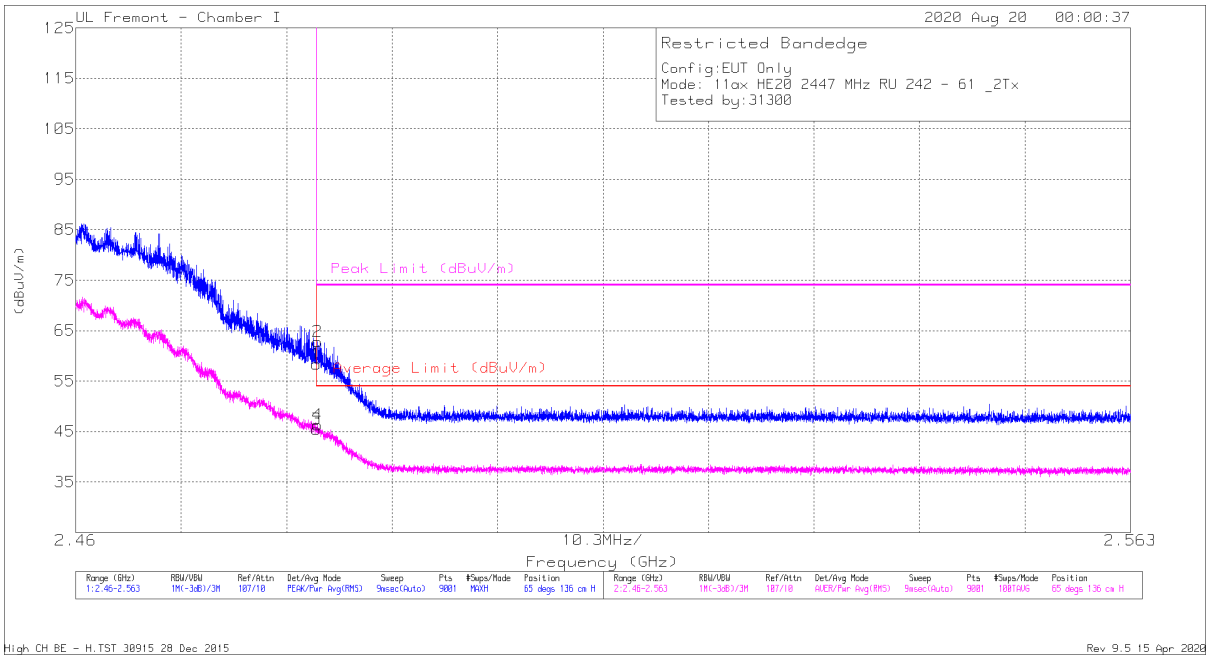

Marker	Frequency (GHz)	Meter Reading (dBuV)	Det	AF T346 (dB/m)	Amp/Cbl/Fltr/Pad (dB)	DC Corr (dB)	Corrected Reading (dBuV/m)	Average Limit (dBuV/m)	Margin (dB)	Peak Limit (dBuV/m)	PK Margin (dB)	Azimuth (Degs)	Height (cm)	Polarity
1	* 2.48351	43.65	Pk	32.4	-17.7	0	58.35	-	-	74	-15.65	65	136	H
2	* 2.48362	48.08	Pk	32.4	-17.7	0	62.78	-	-	74	-11.22	65	136	H
3	* 2.48351	30.73	RMS	32.4	-17.7	0	45.43	54	-8.57	-	-	65	136	H
4	* 2.4836	31.65	RMS	32.4	-17.7	0	46.35	54	-7.65	-	-	65	136	H

* - indicates frequency in CFR47 Pt 15 / IC RSS-Restricted Band
Pk - Peak detector
RMS - RMS detection

UL VERIFICATION SERVICES INC.
47173 Benicia Street, Fremont, CA 94538; USA TEL:(510) 319-4000 FAX:(510) 661-0888
This report shall not be reproduced except in full, without the written approval of UL Verification Services Inc.

VERTICAL RESULT

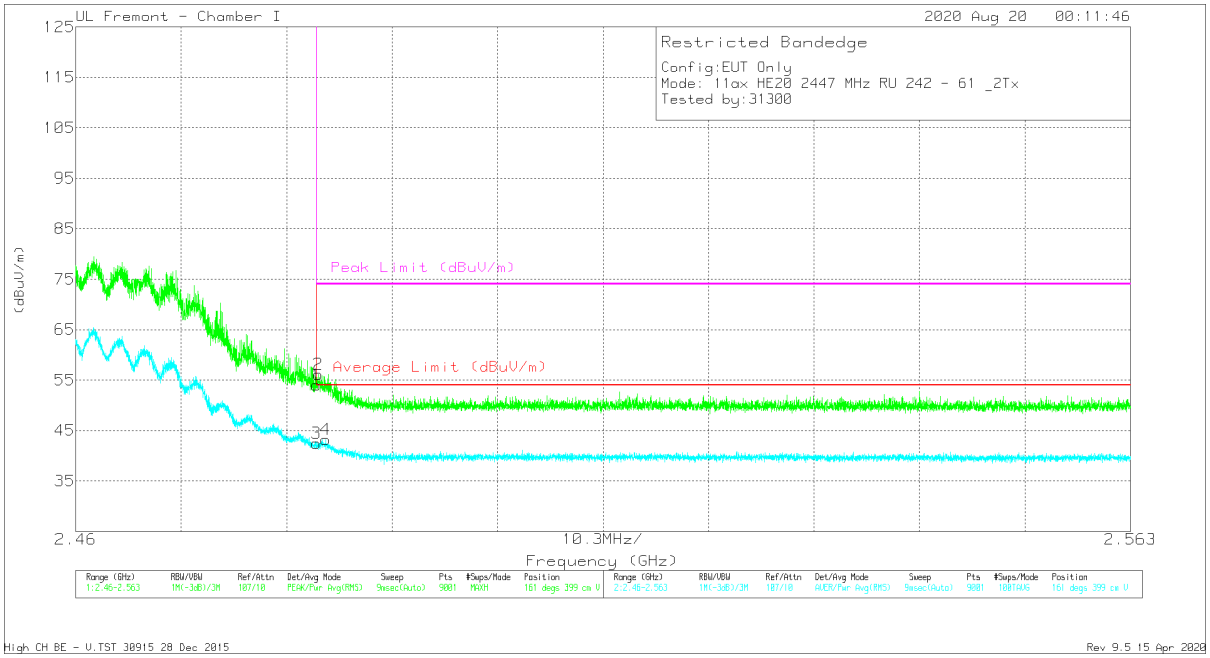

Marker	Frequency (GHz)	Meter Reading (dBuV)	Det	AF T346 (dB/m)	Amp/Cbl/Fltr/Pad (dB)	DC Corr (dB)	Corrected Reading (dBuV/m)	Average Limit (dBuV/m)	Margin (dB)	Peak Limit (dBuV/m)	PK Margin (dB)	Azimuth (Degs)	Height (cm)	Polarity
1	* 2.48351	39.28	Pk	32.4	-17.7	0	53.98	-	-	74	-20.02	161	399	V
2	* 2.48367	41.42	Pk	32.4	-17.7	0	56.12	-	-	74	-17.88	161	399	V
3	* 2.48351	27.82	RMS	32.4	-17.7	0	42.52	54	-11.48	-	-	161	399	V
4	* 2.4844	28.54	RMS	32.4	-17.7	0	43.24	54	-10.76	-	-	161	399	V

* - indicates frequency in CFR47 Pt 15 / IC RSS-Restricted Band
Pk - Peak detector
RMS - RMS detection

UL VERIFICATION SERVICES INC.
47173 Benicia Street, Fremont, CA 94538; USA TEL:(510) 319-4000 FAX:(510) 661-0888

This report shall not be reproduced except in full, without the written approval of UL Verification Services Inc.

BANDEDGE (HIGH CHANNEL, CH 9)

HORIZONTAL RESULT

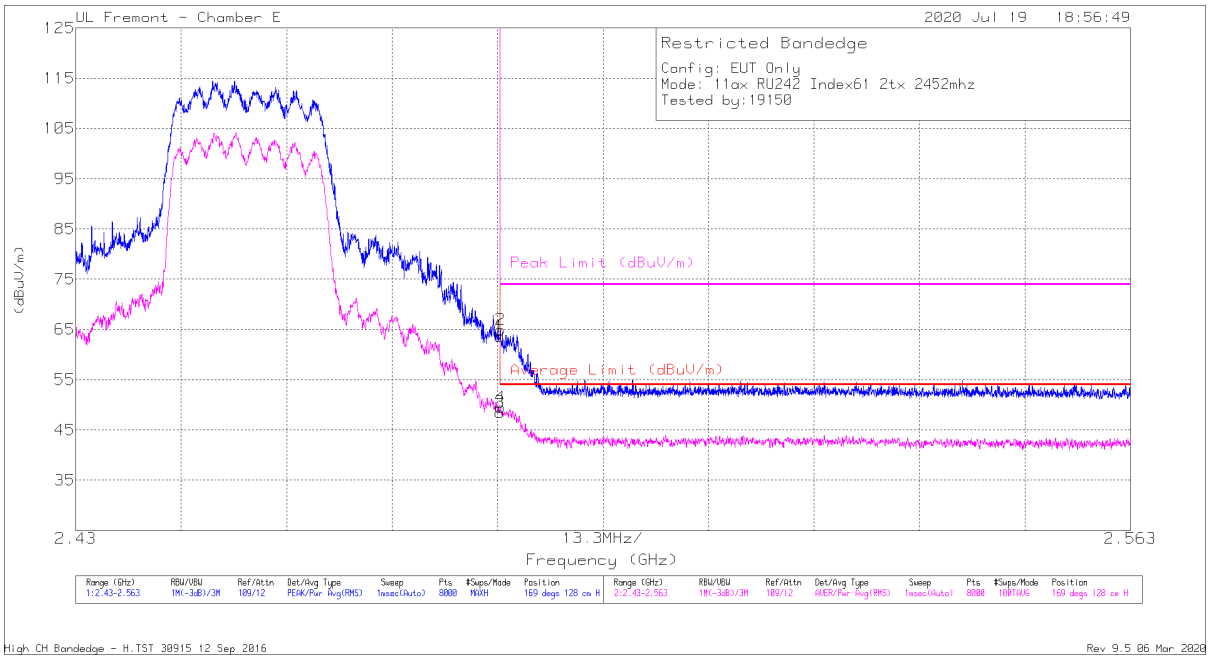

Marker	Frequency (GHz)	Meter Reading (dBuV)	Det	AF T712 (dB/m)	Amp/Cbl/Fltr/Pad (dB)	Corrected Reading (dBuV/m)	Average Limit (dBuV/m)	Margin (dB)	Peak Limit (dBuV/m)	PK Margin (dB)	Azimuth (Degs)	Height (cm)	Polarity
1	* 2.48351	49.24	Pk	32.8	-18.4	63.64	-	-	74	-10.36	169	128	H
2	* 2.48357	50.56	Pk	32.8	-18.4	64.96	-	-	74	-9.04	169	128	H
3	* 2.48351	34.17	RMS	32.8	-18.4	48.57	54	-5.43	-	-	169	128	H
4	* 2.48356	35.06	RMS	32.8	-18.4	49.46	54	-4.54	-	-	169	128	H

* - indicates frequency in CFR47 Pt 15 / IC RSS-Restricted Band
Pk - Peak detector
RMS - RMS detection

UL VERIFICATION SERVICES INC.
47173 Benicia Street, Fremont, CA 94538; USA TEL:(510) 319-4000 FAX:(510) 661-0888
This report shall not be reproduced except in full, without the written approval of UL Verification Services Inc.

VERTICAL RESULT

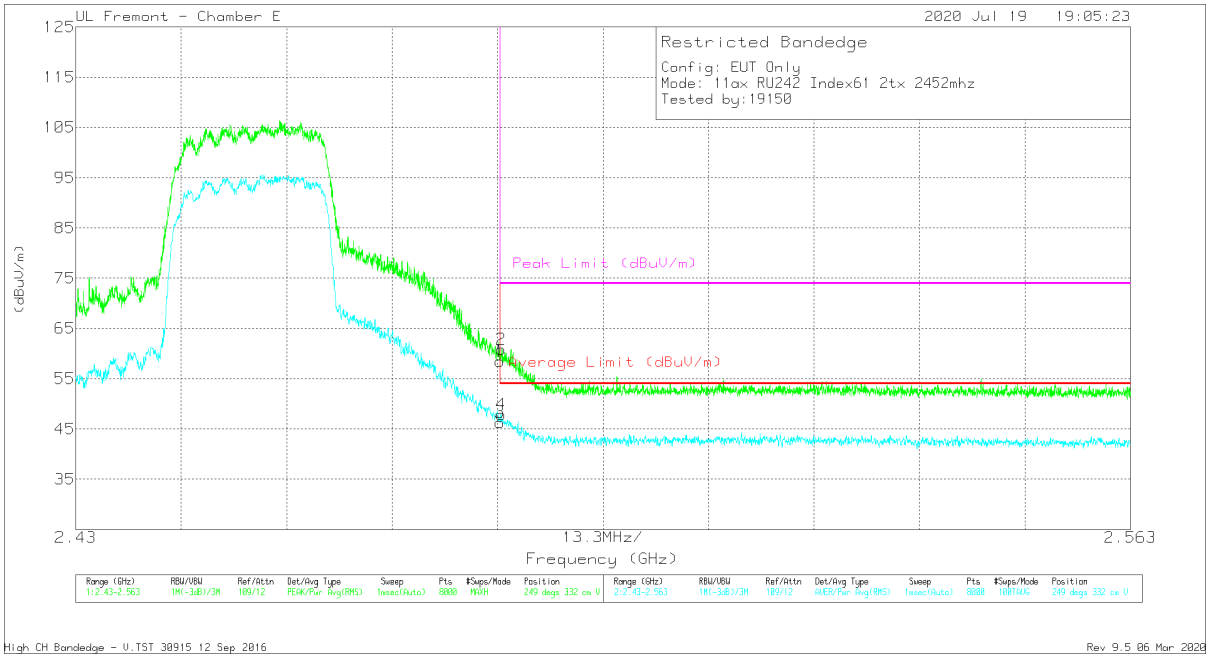

Marker	Frequency (GHz)	Meter Reading (dBuV)	Det	AF T712 (dB/m)	Amp/Cbl/Fltr/Pad (dB)	Corrected Reading (dBuV/m)	Average Limit (dBuV/m)	Margin (dB)	Peak Limit (dBuV/m)	PK Margin (dB)	Azimuth (Degs)	Height (cm)	Polarity
1	* 2.48351	44.11	Pk	32.8	-18.4	58.51	-	-	74	-15.49	249	332	V
2	* 2.48367	46.48	Pk	32.8	-18.4	60.88	-	-	74	-13.12	249	332	V
3	* 2.48351	31.93	RMS	32.8	-18.4	46.33	54	-7.67	-	-	249	332	V
4	* 2.48362	33.5	RMS	32.8	-18.4	47.9	54	-6.1	-	-	249	332	V

* - indicates frequency in CFR47 Pt 15 / IC RSS-Restricted Band
Pk - Peak detector
RMS - RMS detection

UL VERIFICATION SERVICES INC.
47173 Benicia Street, Fremont, CA 94538; USA TEL:(510) 319-4000 FAX:(510) 661-0888

This report shall not be reproduced except in full, without the written approval of UL Verification Services Inc.

BANDEDGE (HIGH CHANNEL, CH 10)

HORIZONTAL RESULT

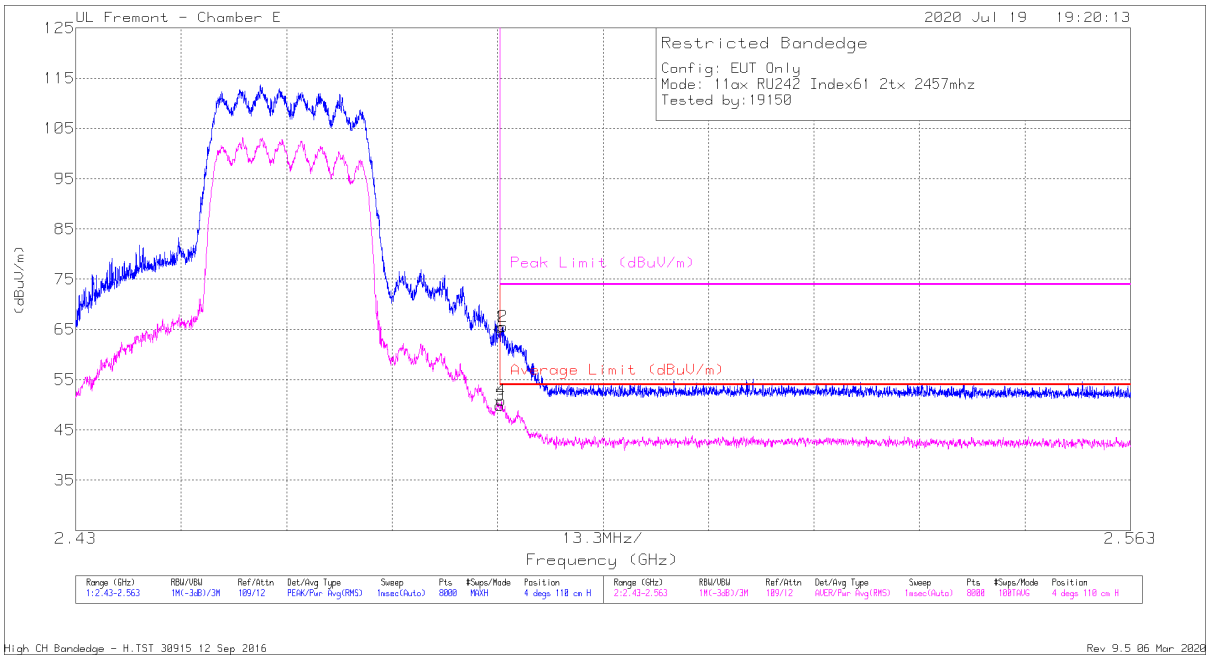

Marker	Frequency (GHz)	Meter Reading (dBuV)	Det	AF T712 (dB/m)	Amp/Cbl/Fltr/Pad (dB)	Corrected Reading (dBuV/m)	Average Limit (dBuV/m)	Margin (dB)	Peak Limit (dBuV/m)	PK Margin (dB)	Azimuth (Degs)	Height (cm)	Polarity
1	* 2.48351	51.02	Pk	32.8	-18.4	65.42	-	-	74	-8.58	4	110	H
2	* 2.4839	51.16	Pk	32.8	-18.4	65.56	-	-	74	-8.44	4	110	H
3	* 2.48351	35.45	RMS	32.8	-18.4	49.85	54	-4.15	-	-	4	110	H
4	* 2.48367	36.45	RMS	32.8	-18.4	50.85	54	-3.15	-	-	4	110	H

* - indicates frequency in CFR47 Pt 15 / IC RSS-Restricted Band
Pk - Peak detector
RMS - RMS detection

UL VERIFICATION SERVICES INC.
47173 Benicia Street, Fremont, CA 94538; USA TEL:(510) 319-4000 FAX:(510) 661-0888
This report shall not be reproduced except in full, without the written approval of UL Verification Services Inc.

VERTICAL RESULT

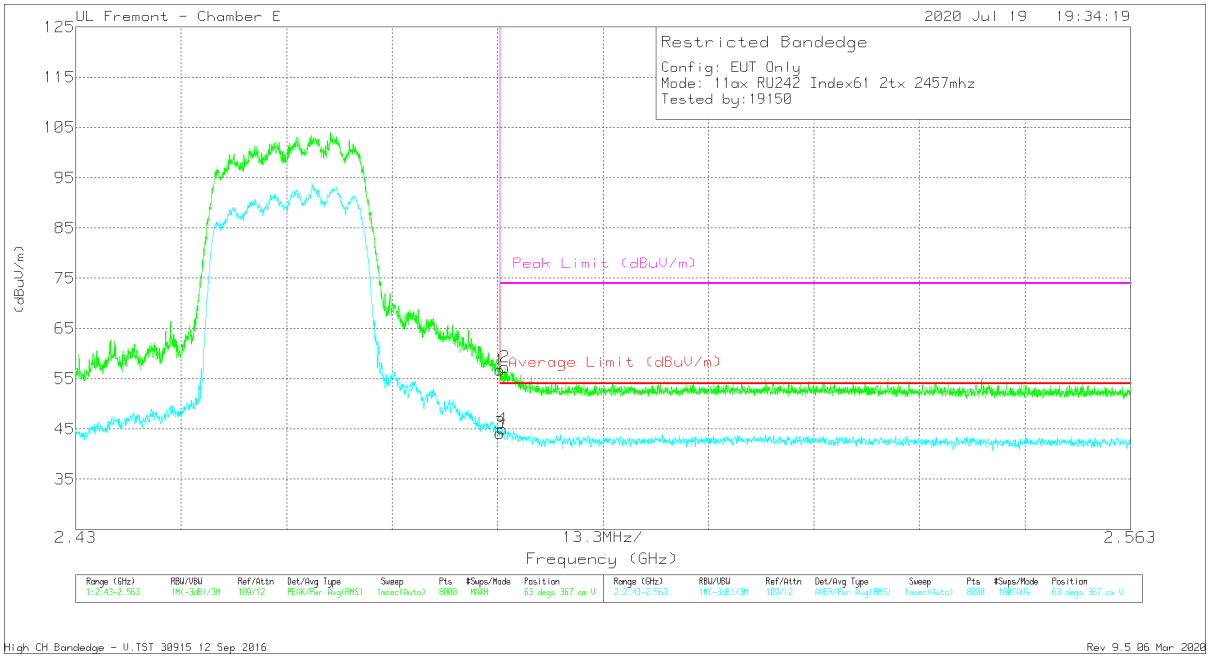

Marker	Frequency (GHz)	Meter Reading (dBuV)	Det	AF T712 (dB/m)	Amp/Cbl/Fltr/Pad (dB)	Corrected Reading (dBuV/m)	Average Limit (dBuV/m)	Margin (dB)	Peak Limit (dBuV/m)	PK Margin (dB)	Azimuth (Degs)	Height (cm)	Polarity
1	* 2.48351	42.36	Pk	32.8	-18.4	56.76	-	-	74	-17.24	63	367	V
2	* 2.48412	42.9	Pk	32.8	-18.4	57.3	-	-	74	-16.7	63	367	V
3	* 2.48351	29.81	RMS	32.8	-18.4	44.21	54	-9.79	-	-	63	367	V
4	* 2.48381	30.61	RMS	32.8	-18.4	45.01	54	-8.99	-	-	63	367	V

* - indicates frequency in CFR47 Pt 15 / IC RSS-Restricted Band
Pk - Peak detector
RMS - RMS detection

UL VERIFICATION SERVICES INC.
47173 Benicia Street, Fremont, CA 94538; USA TEL:(510) 319-4000 FAX:(510) 661-0888
This report shall not be reproduced except in full, without the written approval of UL Verification Services Inc.

BANDEDGE (HIGH CHANNEL, CH 11)

HORIZONTAL RESULT

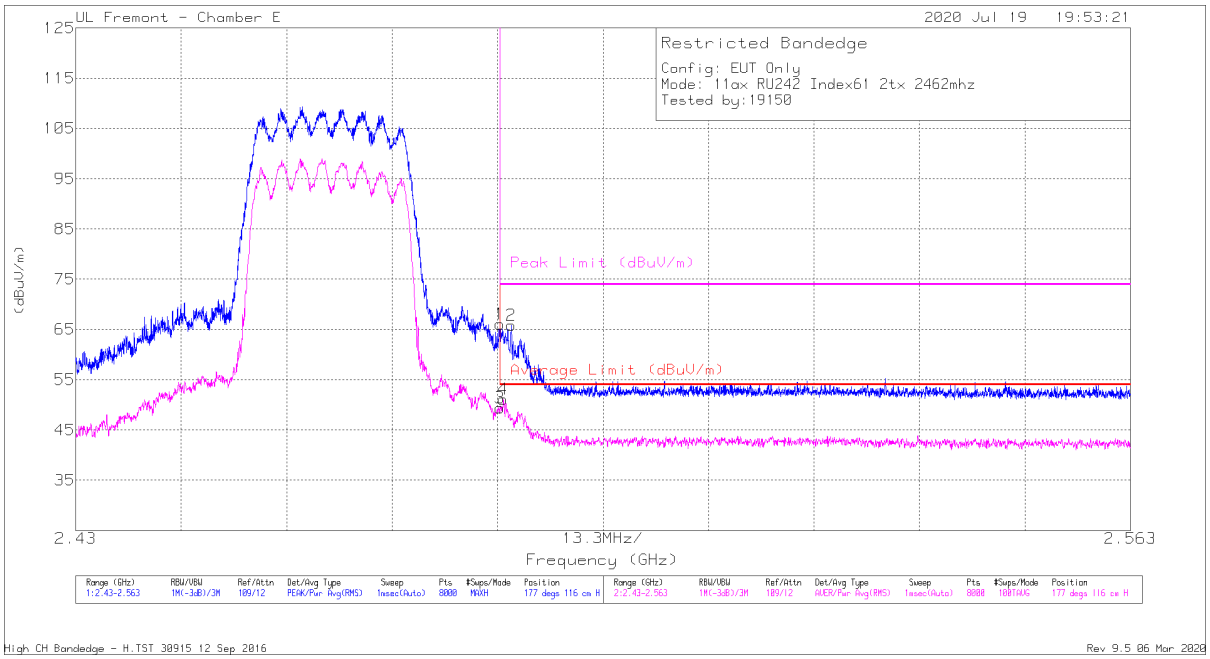

Marker	Frequency (GHz)	Meter Reading (dBuV)	Det	AF T712 (dB/m)	Amp/Cbl/Fltr/Pad (dB)	Corrected Reading (dBuV/m)	Average Limit (dBuV/m)	Margin (dB)	Peak Limit (dBuV/m)	PK Margin (dB)	Azimuth (Degs)	Height (cm)	Polarity
1	* 2.48351	51.63	Pk	32.8	-18.4	66.03	-	-	74	-7.97	177	116	H
2	* 2.48492	51.41	Pk	32.8	-18.4	65.81	-	-	74	-8.19	177	116	H
3	* 2.48351	34.99	RMS	32.8	-18.4	49.39	54	-4.61	-	-	177	116	H
4	* 2.48392	36.68	RMS	32.8	-18.4	51.08	54	-2.92	-	-	177	116	H

* - indicates frequency in CFR47 Pt 15 / IC RSS-Restricted Band
Pk - Peak detector
RMS - RMS detection

UL VERIFICATION SERVICES INC.
47173 Benicia Street, Fremont, CA 94538; USA TEL:(510) 319-4000 FAX:(510) 661-0888
This report shall not be reproduced except in full, without the written approval of UL Verification Services Inc.

VERTICAL RESULT

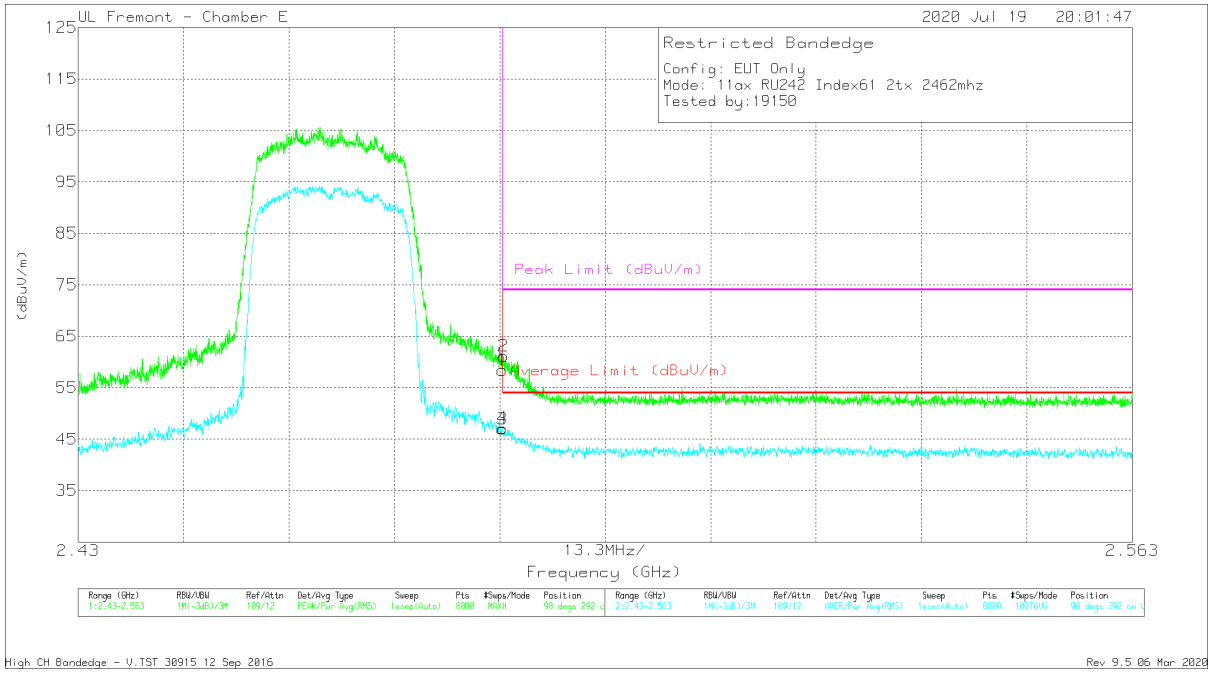

Marker	Frequency (GHz)	Meter Reading (dBuV)	Det	AF T712 (dB/m)	Amp/Cbl/Fltr/Pad (dB)	Corrected Reading (dBuV/m)	Average Limit (dBuV/m)	Margin (dB)	Peak Limit (dBuV/m)	PK Margin (dB)	Azimuth (Degs)	Height (cm)	Polarity
1	* 2.48351	44.02	Pk	32.8	-18.4	58.42	-	-	74	-15.58	98	292	V
2	* 2.48366	46.73	Pk	32.8	-18.4	61.13	-	-	74	-12.87	98	292	V
3	* 2.48351	32.56	RMS	32.8	-18.4	46.96	54	-7.04	-	-	98	292	V
4	* 2.48352	32.71	RMS	32.8	-18.4	47.11	54	-6.89	-	-	98	292	V

* - indicates frequency in CFR47 Pt 15 / IC RSS-Restricted Band
Pk - Peak detector
RMS - RMS detection

UL VERIFICATION SERVICES INC.
47173 Benicia Street, Fremont, CA 94538; USA TEL:(510) 319-4000 FAX:(510) 661-0888

This report shall not be reproduced except in full, without the written approval of UL Verification Services Inc.

BANDEDGE (HIGH CHANNEL, CH 12)

HORIZONTAL RESULT

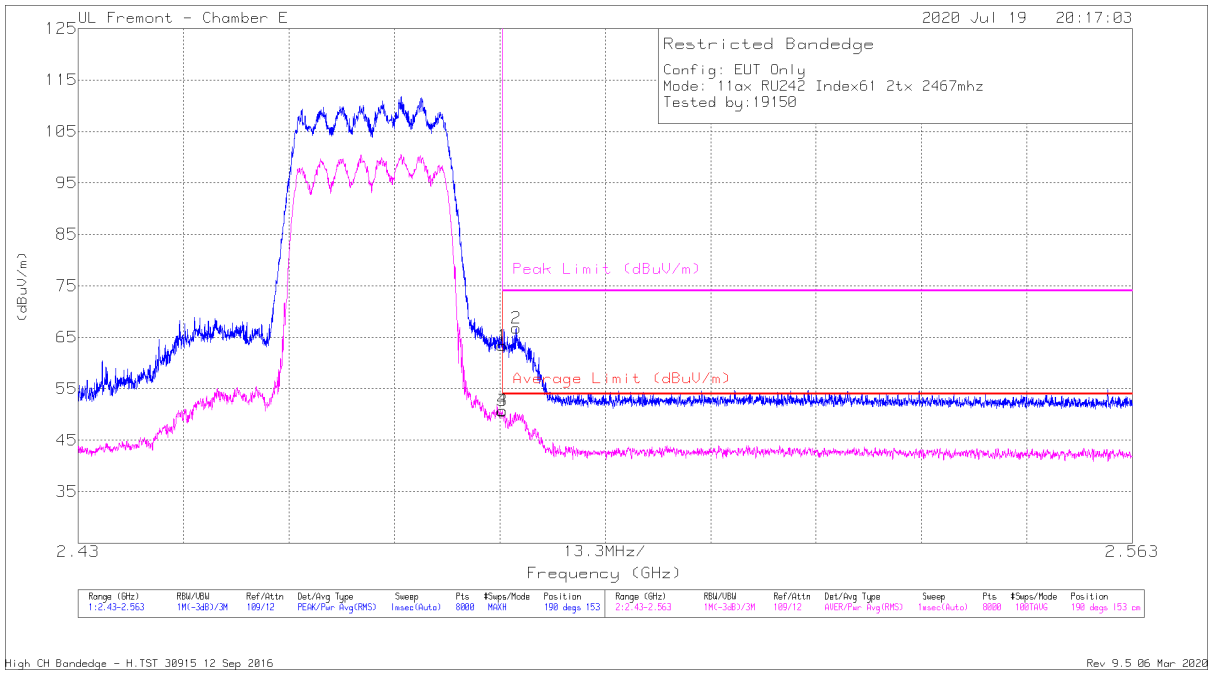

Marker	Frequency (GHz)	Meter Reading (dBuV)	Det	AF T712 (dB/m)	Amp/Cbl/Fltr/Pad (dB)	Corrected Reading (dBuV/m)	Average Limit (dBuV/m)	Margin (dB)	Peak Limit (dBuV/m)	PK Margin (dB)	Azimuth (Degs)	Height (cm)	Polarity
1	* 2.48351	48.94	Pk	32.8	-18.4	63.34	-	-	74	-10.66	190	153	H
2	* 2.48525	52.39	Pk	32.8	-18.4	66.79	-	-	74	-7.21	190	153	H
3	* 2.48351	36.32	RMS	32.8	-18.4	50.72	54	-3.28	-	-	190	153	H
4	* 2.48352	36.43	RMS	32.8	-18.4	50.83	54	-3.17	-	-	190	153	H

* - indicates frequency in CFR47 Pt 15 / IC RSS-Restricted Band
Pk - Peak detector
RMS - RMS detection

UL VERIFICATION SERVICES INC.
47173 Benicia Street, Fremont, CA 94538; USA TEL:(510) 319-4000 FAX:(510) 661-0888
This report shall not be reproduced except in full, without the written approval of UL Verification Services Inc.

VERTICAL RESULT

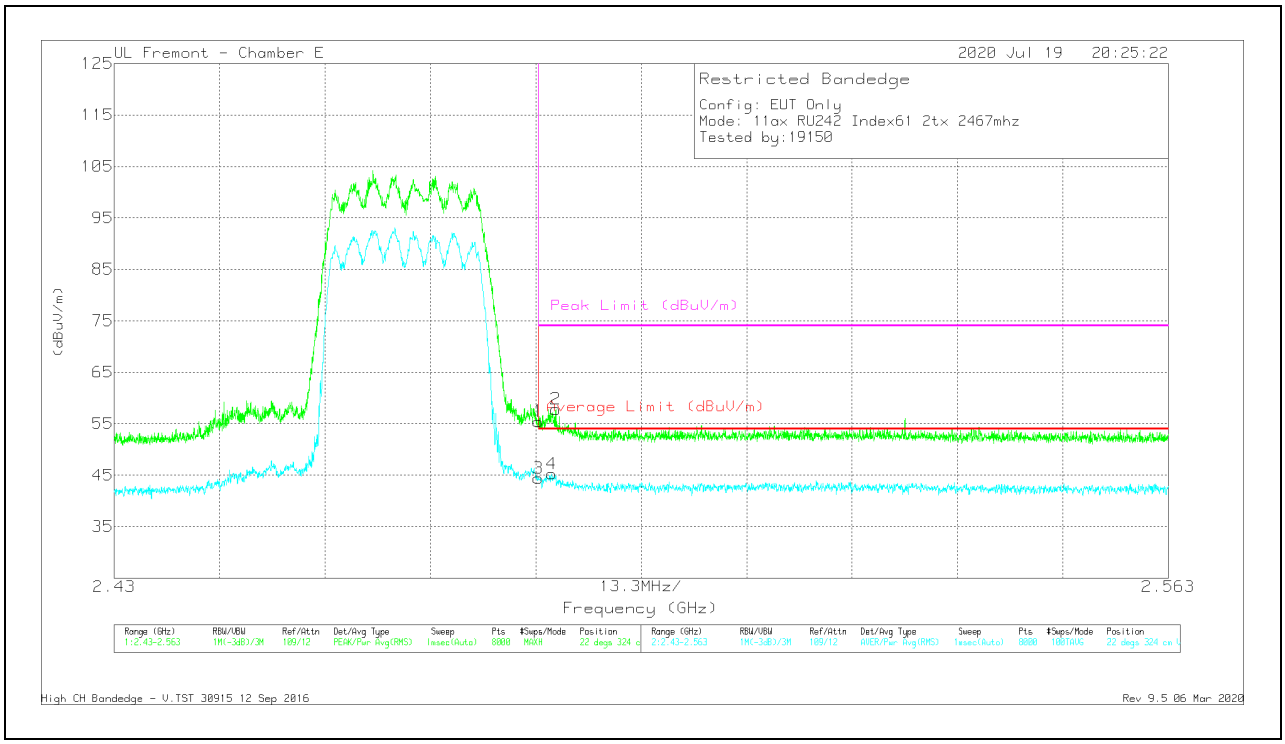

Marker	Frequency (GHz)	Meter Reading (dBuV)	Det	AF T712 (dB/m)	Amp/Cbl/Fltr/Pad (dB)	Corrected Reading (dBuV/m)	Average Limit (dBuV/m)	Margin (dB)	Peak Limit (dBuV/m)	PK Margin (dB)	Azimuth (Degs)	Height (cm)	Polarity
1	* 2.48351	41.06	Pk	32.8	-18.4	55.46	-	-	74	-18.54	22	324	V
2	* 2.48572	43.41	Pk	32.8	-18.4	57.81	-	-	74	-16.19	22	324	V
3	* 2.48351	30.01	RMS	32.8	-18.4	44.41	54	-9.59	-	-	22	324	V
4	* 2.48519	30.87	RMS	32.8	-18.4	45.27	54	-8.73	-	-	22	324	V

* - indicates frequency in CFR47 Pt 15 / IC RSS-Restricted Band
Pk - Peak detector
RMS - RMS detection

UL VERIFICATION SERVICES INC.
47173 Benicia Street, Fremont, CA 94538; USA TEL:(510) 319-4000 FAX:(510) 661-0888

This report shall not be reproduced except in full, without the written approval of UL Verification Services Inc.

BANDEDGE (HIGH CHANNEL, CH 13)

HORIZONTAL RESULT

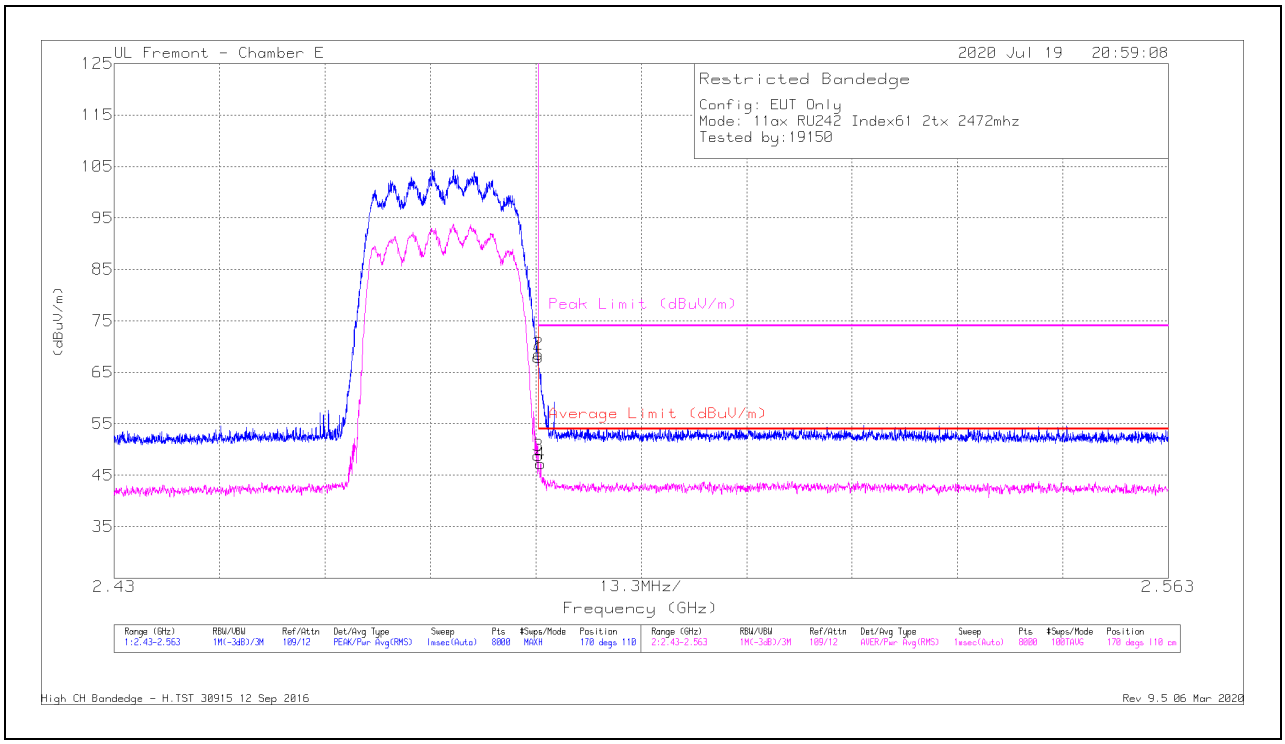

Marker	Frequency (GHz)	Meter Reading (dBuV)	Det	AF T712 (dB/m)	Amp/Cbl/Fltr/Pad (dB)	Corrected Reading (dBuV/m)	Average Limit (dBuV/m)	Margin (dB)	Peak Limit (dBuV/m)	PK Margin (dB)	Azimuth (Degs)	Height (cm)	Polarity
1	* 2.48351	53.51	Pk	32.8	-18.4	67.91	-	-	74	-6.09	170	110	H
2	* 2.48352	54.15	Pk	32.8	-18.4	68.55	-	-	74	-5.45	170	110	H
3	* 2.48351	34.41	RMS	32.8	-18.4	48.81	54	-5.19	-	-	170	110	H
4	* 2.48381	32.83	RMS	32.8	-18.4	47.23	54	-6.77	-	-	170	110	H

* - indicates frequency in CFR47 Pt 15 / IC RSS-Restricted Band
Pk - Peak detector
RMS - RMS detection

UL VERIFICATION SERVICES INC.
47173 Benicia Street, Fremont, CA 94538; USA TEL:(510) 319-4000 FAX:(510) 661-0888
This report shall not be reproduced except in full, without the written approval of UL Verification Services Inc.

VERTICAL RESULT

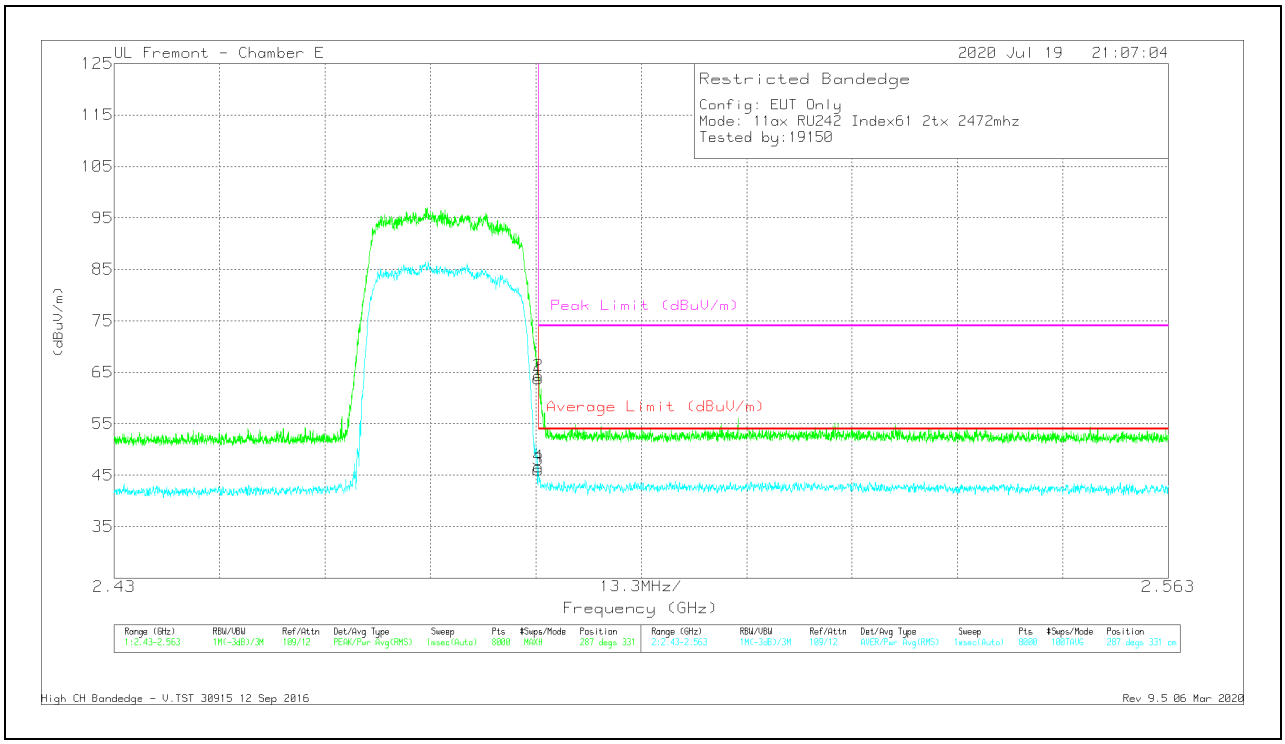

Marker	Frequency (GHz)	Meter Reading (dBuV)	Det	AF T712 (dB/m)	Amp/Cbl/Fltr/Pad (dB)	Corrected Reading (dBuV/m)	Average Limit (dBuV/m)	Margin (dB)	Peak Limit (dBuV/m)	PK Margin (dB)	Azimuth (Degs)	Height (cm)	Polarity
1	* 2.48351	49.37	Pk	32.8	-18.4	63.77	-	-	74	-10.23	287	331	V
2	* 2.48354	49.92	Pk	32.8	-18.4	64.32	-	-	74	-9.68	287	331	V
3	* 2.48351	31.68	RMS	32.8	-18.4	46.08	54	-7.92	-	-	287	331	V
4	* 2.48352	32.26	RMS	32.8	-18.4	46.66	54	-7.34	-	-	287	331	V

* - indicates frequency in CFR47 Pt 15 / IC RSS-Restricted Band
Pk - Peak detector
RMS - RMS detection

UL VERIFICATION SERVICES INC.
47173 Benicia Street, Fremont, CA 94538; USA TEL:(510) 319-4000 FAX:(510) 661-0888
This report shall not be reproduced except in full, without the written approval of UL Verification Services Inc.

HARMONICS AND SPURIOUS EMISSIONS

LOW CHANNEL, CH 1 RESULTS

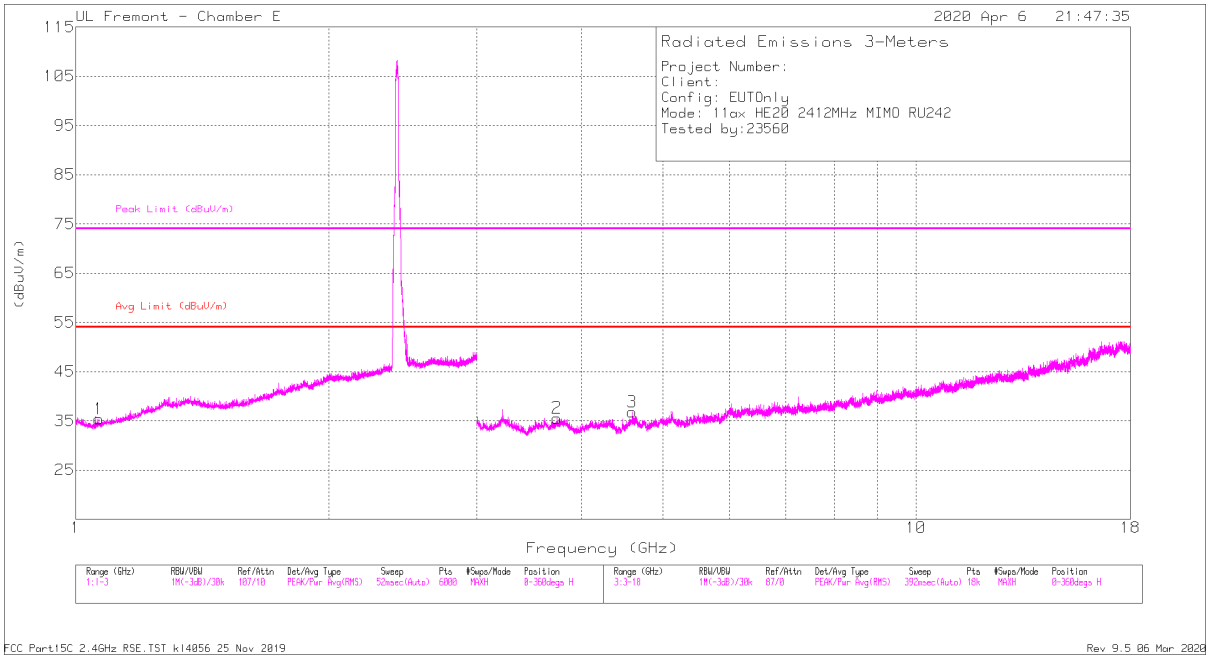

HORIZONTAL

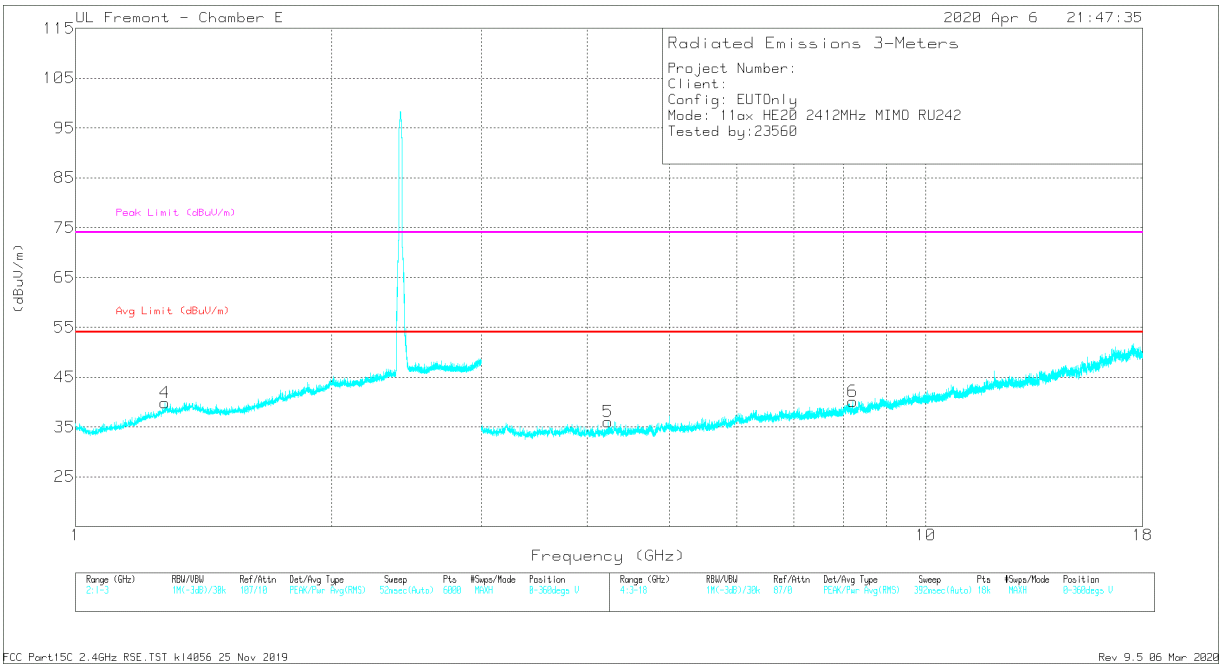

VERTICAL

UL VERIFICATION SERVICES INC.
47173 Benicia Street, Fremont, CA 94538; USA TEL:(510) 319-4000 FAX:(510) 661-0888

This report shall not be reproduced except in full, without the written approval of UL Verification Services Inc.

RADIATED EMISSIONS

Marker	Frequency (GHz)	Meter Reading (dBuV)	Det	AF T712 (dB/m)	Amp/Cbl/Fltr/Pad (dB)	Corrected Reading (dBuV/m)	Avg Limit (dBuV/m)	Margin (dB)	Peak Limit (dBuV/m)	PK Margin (dB)	Azimuth (Degs)	Height (cm)	Polarity
1	* 1.06669	36.98	PK2	27.1	-22.3	41.78	-	-	74	-32.22	0	200	H
	* 1.06624	25.58	MAv1	27.1	-22.2	30.48	54	-23.52	-	-	0	200	H
4	* 1.27289	37.44	PK2	29.6	-20.9	46.14	-	-	74	-27.86	0	101	V
	* 1.27274	25.67	MAv1	29.6	-20.9	34.37	54	-19.63	-	-	0	101	V
2	* 3.73977	42.62	PK2	33.3	-33.6	42.32	-	-	74	-31.68	0	101	H
	* 3.73964	31.15	MAv1	33.3	-33.6	30.85	54	-23.15	-	-	0	101	H
3	* 4.60019	41.16	PK2	34.2	-31.7	43.66	-	-	74	-30.34	0	200	H
	* 4.59673	29.03	MAv1	34.2	-31.7	31.53	54	-22.47	-	-	0	200	H
5	* 4.23515	41.28	PK2	33.4	-32.4	42.28	-	-	74	-31.72	0	101	V
	* 4.23384	29.89	MAv1	33.4	-32.4	30.89	54	-23.11	-	-	0	101	V
6	* 8.21067	37.66	PK2	35.9	-27.4	46.16	-	-	74	-27.84	0	101	V
	* 8.21147	26.55	MAv1	35.9	-27.4	35.05	54	-18.95	-	-	0	101	V

* - indicates frequency in CFR47 Pt 15 / IC RSS-Restricted Band
PK2 - KDB558074 Method: Maximum Peak
MAv1 - KDB558074 Option 1 Maximum RMS Average

UL VERIFICATION SERVICES INC.
47173 Benicia Street, Fremont, CA 94538; USA TEL:(510) 319-4000 FAX:(510) 661-0888

This report shall not be reproduced except in full, without the written approval of UL Verification Services Inc.

MID CHANNEL, CH 6 RESULTS

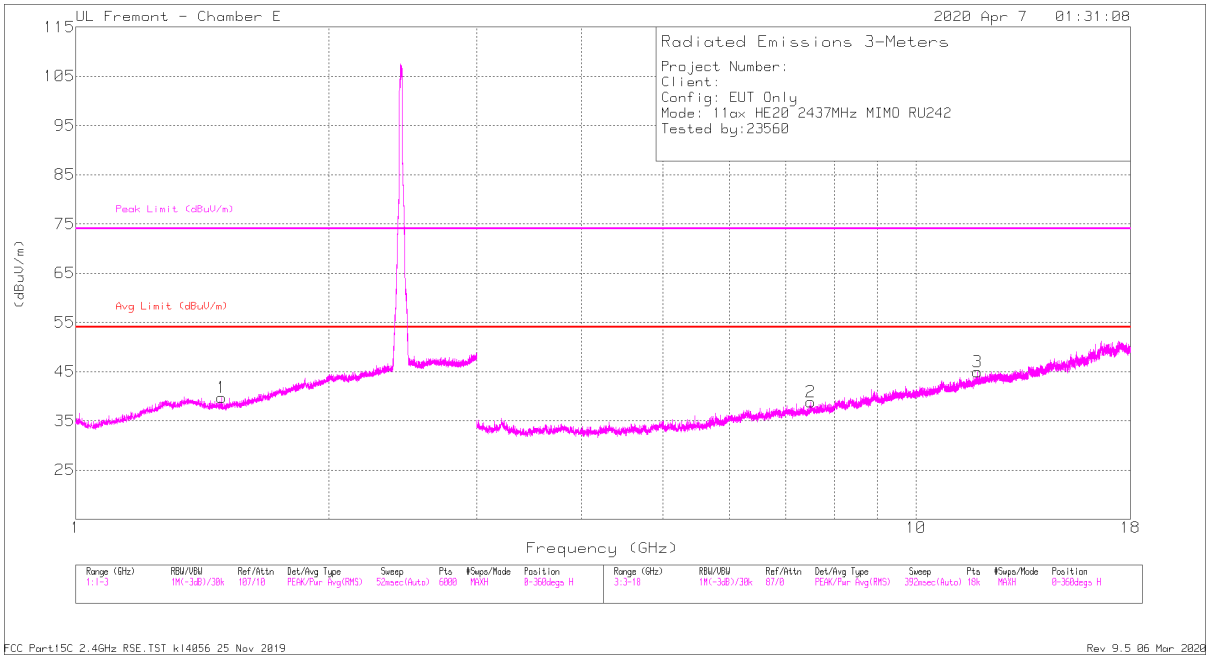

HORIZONTAL

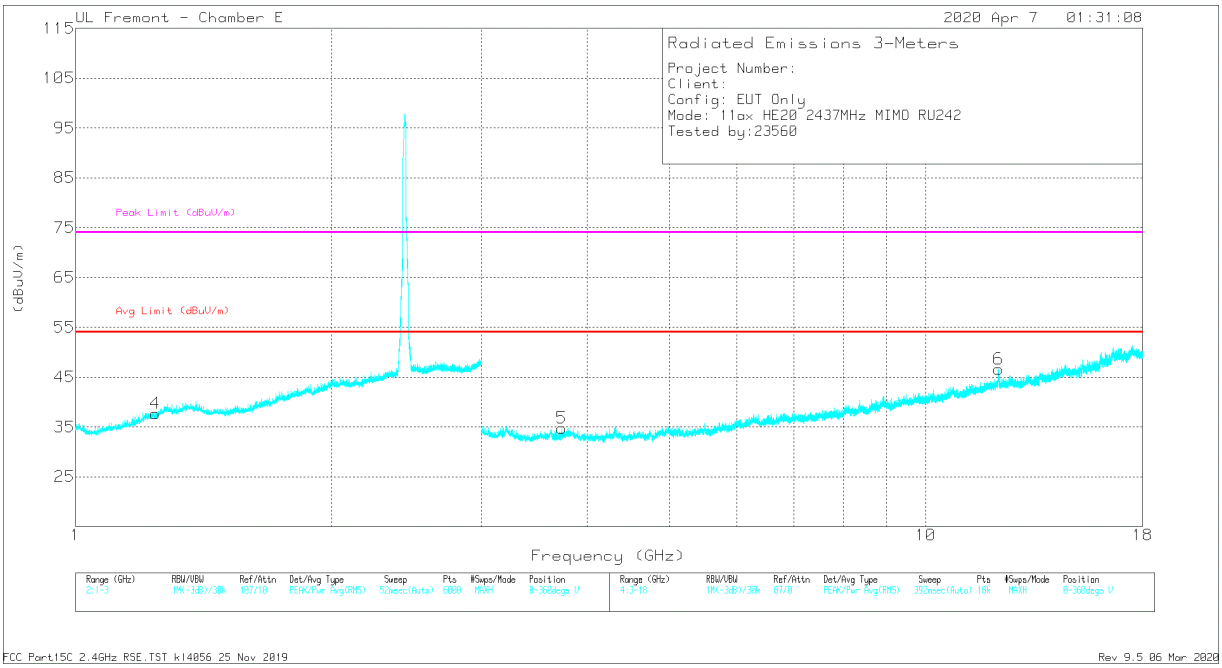

VERTICAL

UL VERIFICATION SERVICES INC.
47173 Benicia Street, Fremont, CA 94538; USA TEL:(510) 319-4000 FAX:(510) 661-0888

This report shall not be reproduced except in full, without the written approval of UL Verification Services Inc.

RADIATED EMISSIONS

Marker	Frequency (GHz)	Meter Reading (dBuV)	Det	AF T712 (dB/m)	Amp/Cbl/Fltr/Pad (dB)	Corrected Reading (dBuV/m)	Avg Limit (dBuV/m)	Margin (dB)	Peak Limit (dBuV/m)	PK Margin (dB)	Azimuth (Degs)	Height (cm)	Polarity
1	* 1.48996	37.38	PK2	28.2	-20	45.58	-	-	74	-28.42	0	199	H
	* 1.49225	25.59	MAv1	28.2	-20	33.79	54	-20.21	-	-	0	199	H
4	* 1.24197	37.06	PK2	29	-21	45.06	-	-	74	-28.94	0	101	V
	* 1.24296	25.24	MAv1	29	-21	33.24	54	-20.76	-	-	0	101	V
2	* 7.49383	37.57	PK2	35.7	-27.9	45.37	-	-	74	-28.63	0	101	H
	* 7.49123	26.18	MAv1	35.7	-28	33.88	54	-20.12	-	-	0	101	H
3	* 11.83252	35.27	PK2	38.5	-22.9	50.87	-	-	74	-23.13	0	200	H
	* 11.83541	24.36	MAv1	38.5	-22.9	39.96	54	-14.04	-	-	0	200	H
5	* 3.73484	42.08	PK2	33.2	-33.6	41.68	-	-	74	-32.32	0	101	V
	* 3.73638	30.61	MAv1	33.2	-33.6	30.21	54	-23.79	-	-	0	101	V
6	* 12.17933	39.44	PK2	38.8	-23	55.24	-	-	74	-18.76	354	103	V
	* 12.17975	27.18	MAv1	38.8	-23	42.98	54	-11.02	-	-	354	103	V

* - indicates frequency in CFR47 Pt 15 / IC RSS-Restricted Band
PK2 - KDB558074 Method: Maximum Peak
MAv1 - KDB558074 Option 1 Maximum RMS Average

UL VERIFICATION SERVICES INC.
47173 Benicia Street, Fremont, CA 94538; USA TEL:(510) 319-4000 FAX:(510) 661-0888

This report shall not be reproduced except in full, without the written approval of UL Verification Services Inc.

HIGH CHANNEL, CH 13 RESULTS

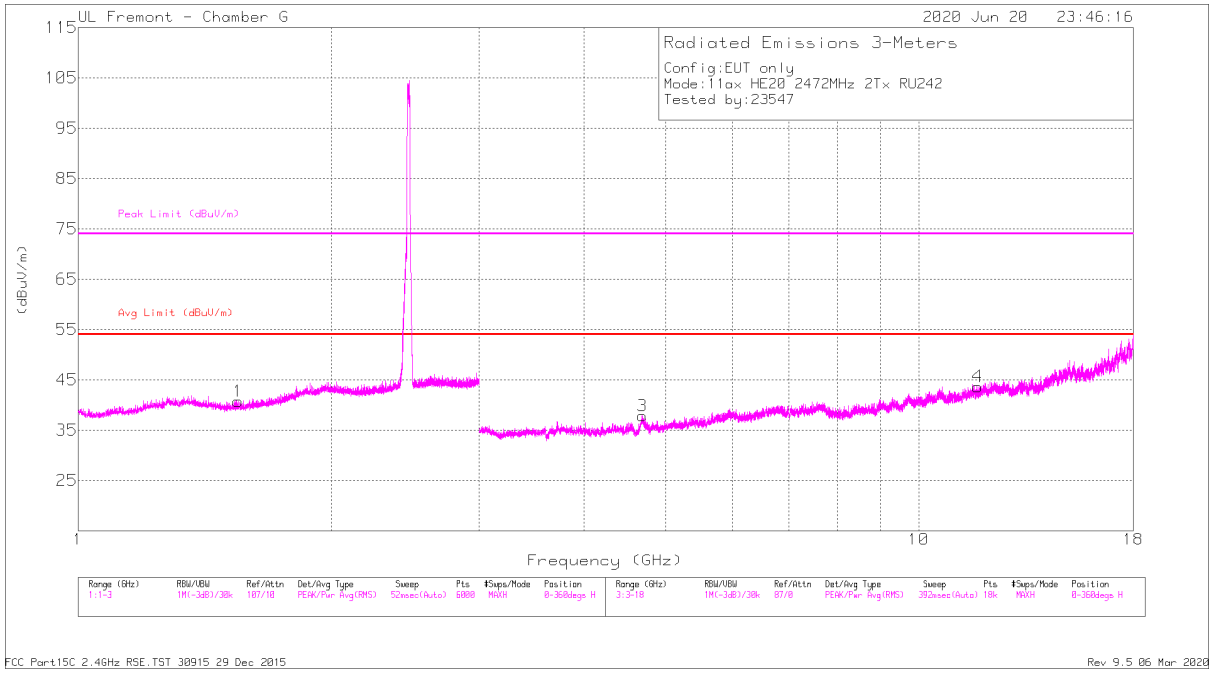

HORIZONTAL

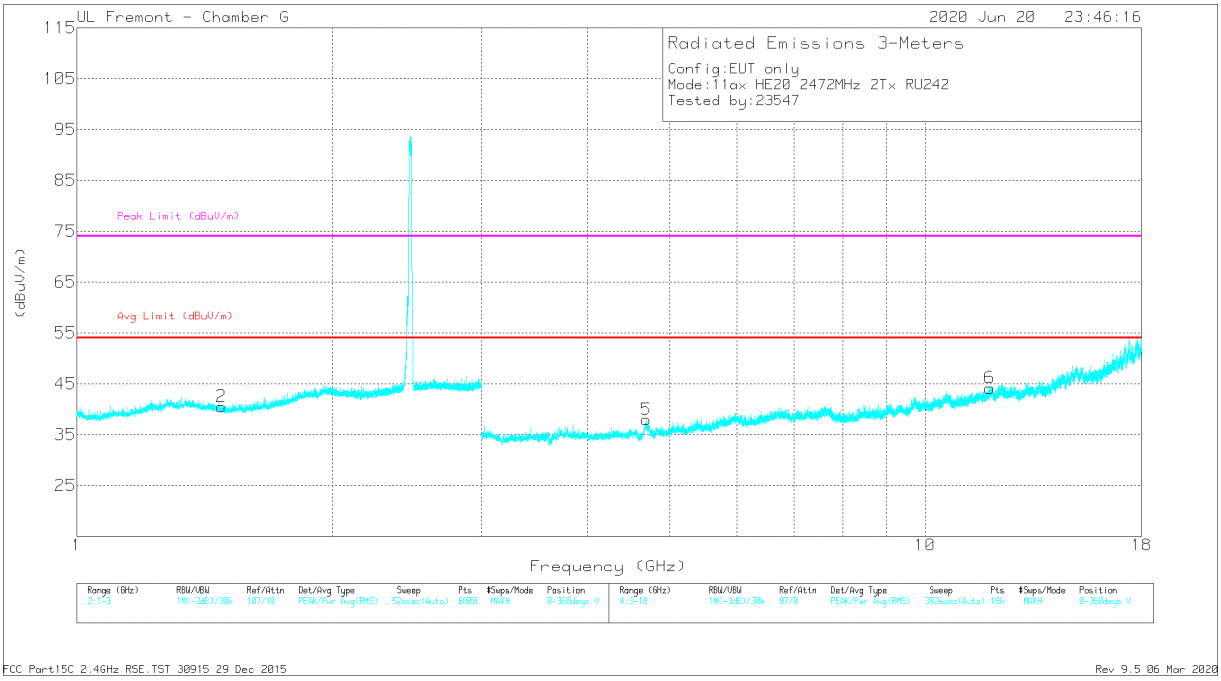

VERTICAL

UL VERIFICATION SERVICES INC.
47173 Benicia Street, Fremont, CA 94538; USA TEL:(510) 319-4000 FAX:(510) 661-0888

This report shall not be reproduced except in full, without the written approval of UL Verification Services Inc.

RADIATED EMISSIONS

Marker	Frequency (GHz)	Meter Reading (dBuV)	Det	AF T136 (dB/m)	Amp/Cbl/Fltr/Pad (dB)	Corrected Reading (dBuV/m)	Avg Limit (dBuV/m)	Margin (dB)	Peak Limit (dBuV/m)	PK Margin (dB)	Azimuth (Degs)	Height (cm)	Polarity
1	* 1.54849	43.92	PK2	28.7	-24.1	48.52	-	-	74	-25.48	80	182	H
	* 1.55093	30.7	MAv1	28.7	-24.1	35.3	54	-18.7	-	-	80	182	H
2	* 1.48239	43.25	PK2	28.5	-24.2	47.55	-	-	74	-26.45	84	197	V
	* 1.48049	29.66	MAv1	28.5	-24.2	33.96	54	-20.04	-	-	84	197	V
3	* 4.68703	41.01	PK2	34	-30.9	44.11	-	-	74	-29.89	112	219	H
	* 4.68737	27.62	MAv1	34	-30.9	30.72	54	-23.28	-	-	112	219	H
4	* 11.75529	36.71	PK2	38.6	-25	50.31	-	-	74	-23.69	150	236	H
	* 11.75275	24.27	MAv1	38.6	-25	37.87	54	-16.13	-	-	150	236	H
5	* 4.69231	39.33	PK2	34	-30.9	42.43	-	-	74	-31.57	42	152	V
	* 4.69247	26.87	MAv1	34	-30.9	29.97	54	-24.03	-	-	42	152	V
6	* 11.91897	36.34	PK2	38.7	-23.9	51.14	-	-	74	-22.86	344	187	V
	* 11.91766	23.67	MAv1	38.7	-24	38.37	54	-15.63	-	-	344	187	V

* - indicates frequency in CFR47 Pt 15 / IC RSS-Restricted Band
PK2 - KDB558074 Method: Maximum Peak
MAv1 - KDB558074 Option 1 Maximum RMS Average

UL VERIFICATION SERVICES INC.
47173 Benicia Street, Fremont, CA 94538; USA TEL:(510) 319-4000 FAX:(510) 661-0888

This report shall not be reproduced except in full, without the written approval of UL Verification Services Inc.

10.2. WORST CASE BELOW 1 GHz

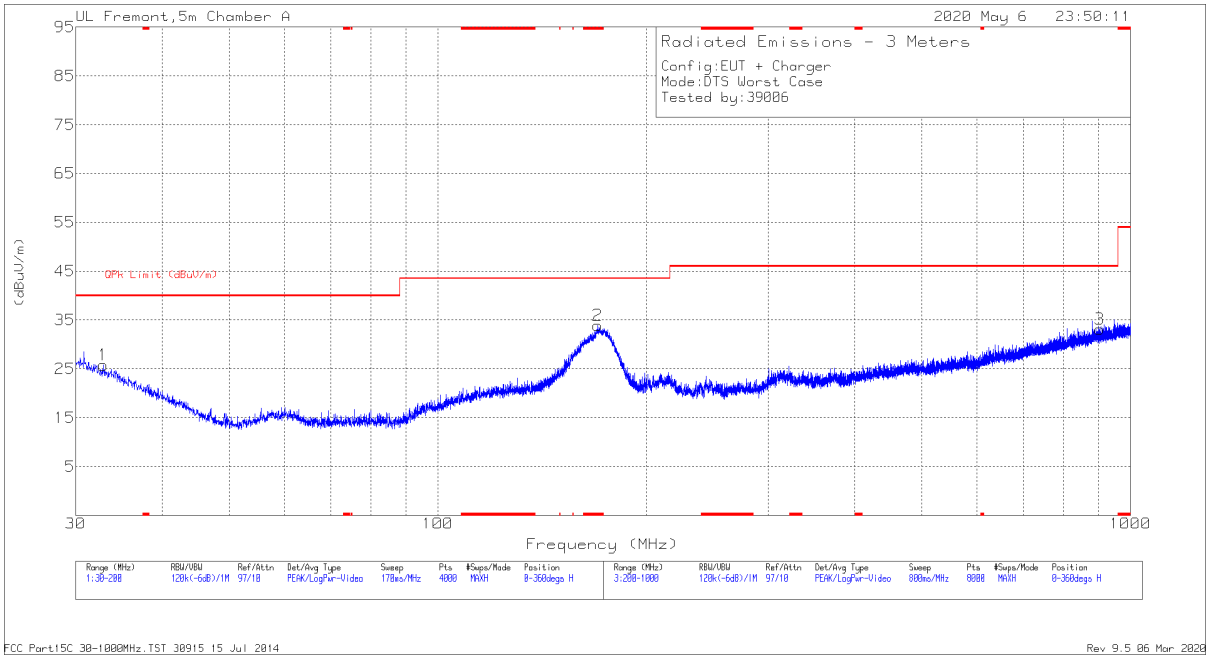

HORIZONTAL

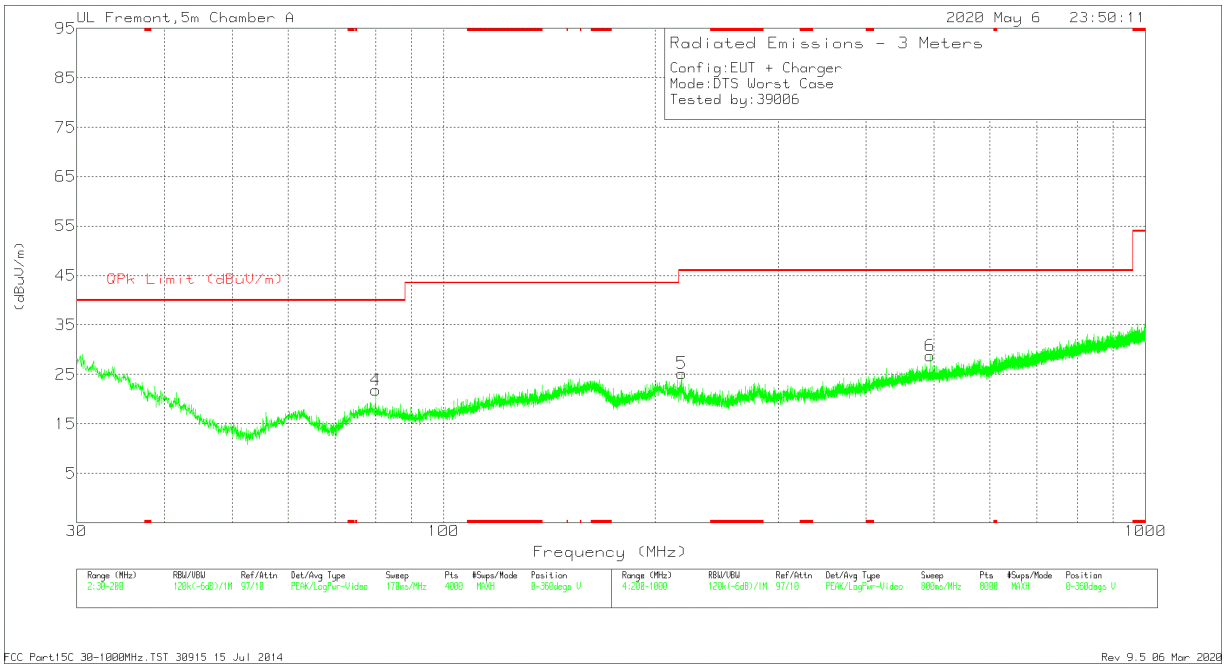

VERTICAL

UL VERIFICATION SERVICES INC.
47173 Benicia Street, Fremont, CA 94538; USA TEL:(510) 319-4000 FAX:(510) 661-0888

This report shall not be reproduced except in full, without the written approval of UL Verification Services Inc.

Below 1GHz DATA

Marker	Frequency (MHz)	Meter Reading (dBuV)	Det	AF PRE0181575 (dB)	Amp/Cbl (dB/m)	Corrected Reading (dBuV/m)	QPk Limit (dBuV/m)	Margin (dB)	Azimuth (Degs)	Height (cm)	Polarity
2	* 170.2863	41.72	Pk	17.6	-25.4	33.92	43.52	-9.6	0-360	191	H
1	32.8482	28.15	Pk	24.8	-27.2	25.75	40	-14.25	0-360	401	H
4	79.9929	34.93	Pk	13.4	-26.5	21.83	40	-18.17	0-360	100	V
5	218.4024	33.63	Pk	16.5	-24.9	25.23	46.02	-20.79	0-360	98	V
6	493.2381	30.07	Pk	23.6	-24.9	28.77	46.02	-17.25	0-360	195	V
3	902.9914	27.5	Pk	28.2	-22.6	33.1	46.02	-12.92	0-360	401	H

* - indicates frequency in CFR47 Pt 15 / IC RSS-Restricted Band
Pk - Peak detector

UL VERIFICATION SERVICES INC.
47173 Benicia Street, Fremont, CA 94538; USA TEL:(510) 319-4000 FAX:(510) 661-0888

This report shall not be reproduced except in full, without the written approval of UL Verification Services Inc.

10.3. WORST CASE 18-26 GHz

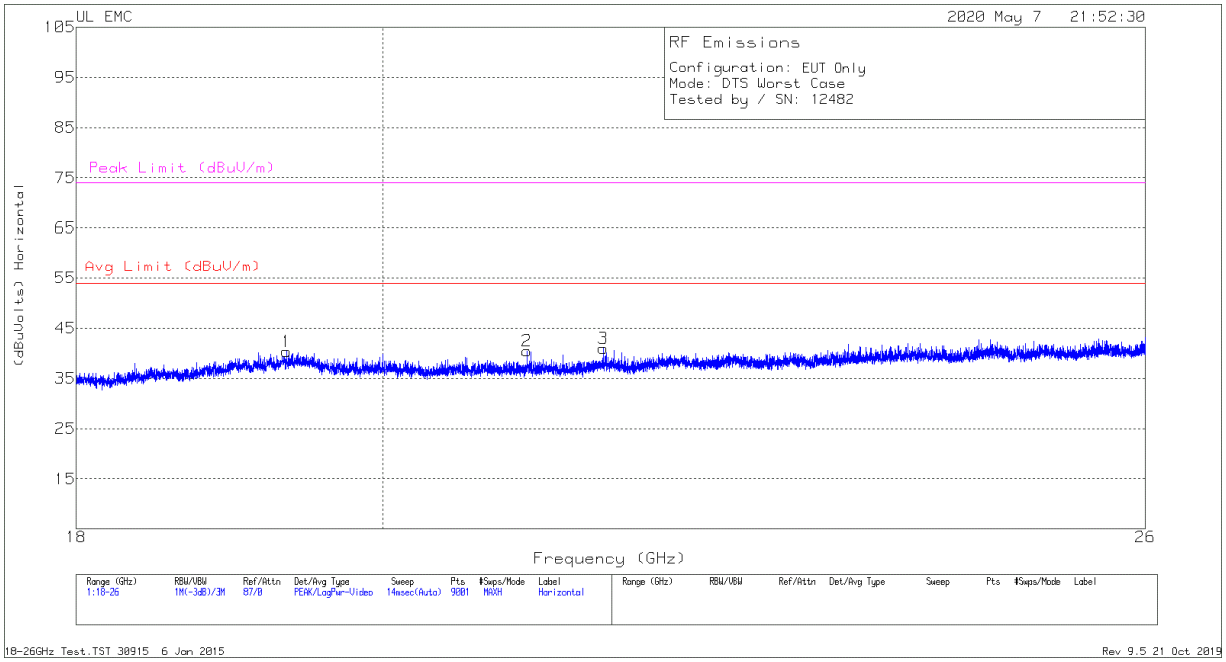

HORIZONTAL

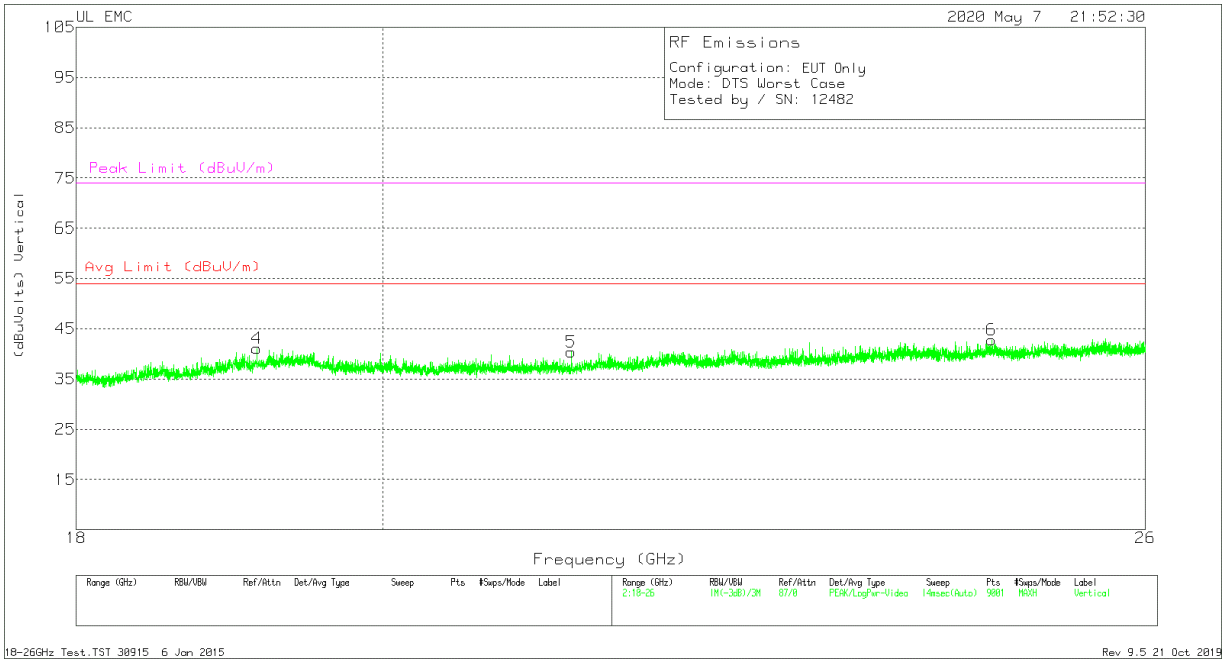

VERTICAL

UL VERIFICATION SERVICES INC.
47173 Benicia Street, Fremont, CA 94538; USA TEL:(510) 319-4000 FAX:(510) 661-0888

This report shall not be reproduced except in full, without the written approval of UL Verification Services Inc.

18 – 26GHz DATA

Marker	Frequency (GHz)	Meter Reading (dBuV)	Det	T125 AF (dB/m)	Amp/Cbl (dB)	Dist Corr (dB)	Corrected Reading (dBuVolts)	Avg Limit (dBuV/m)	Margin (dB)	Peak Limit (dBuV/m)	PK Margin (dB)
1	19.35111	35.98	Pk	32.6	-18.7	-9.5	40.38	54	-13.62	74	-33.62
2	21.01867	37.96	Pk	33.1	-21.1	-9.5	40.46	54	-13.54	74	-33.54
3	21.57689	38.08	Pk	33.2	-20.8	-9.5	40.98	54	-13.02	74	-33.02
4	19.15378	37.38	Pk	32.7	-19.5	-9.5	41.08	54	-12.92	74	-32.92
5	21.33956	38.18	Pk	33	-21.3	-9.5	40.38	54	-13.62	74	-33.62
6	24.66045	37.18	Pk	34.1	-19	-9.5	42.78	54	-11.22	74	-31.22

Pk - Peak detector

UL VERIFICATION SERVICES INC.
47173 Benicia Street, Fremont, CA 94538; USA TEL:(510) 319-4000 FAX:(510) 661-0888

This report shall not be reproduced except in full, without the written approval of UL Verification Services Inc.

11. AC POWER LINE CONDUCTED EMISSIONS

LIMITS

FCC §15.207 (a)

RSS-Gen 8.8

Frequency of Emission (MHz)	Conducted Limit (dBµV)	
	Quasi-peak	Average
0.15-0.5	66 to 56 *	56 to 46 *
0.5-5	56	46
5-30	60	50

*Decreases with the logarithm of the frequency.

TEST PROCEDURE

The EUT is placed on a non-conducting table 40 cm from the vertical ground plane and 80 cm above the horizontal ground plane. The EUT is configured in accordance with ANSI C63.10.

The receiver is set to a resolution bandwidth of 9 kHz. Peak detection is used unless otherwise noted as quasi-peak or average.

Line conducted data is recorded for both NEUTRAL and HOT lines.

RESULTS

UL VERIFICATION SERVICES INC.
47173 Benicia Street, Fremont, CA 94538; USA TEL:(510) 319-4000 FAX:(510) 661-0888

This report shall not be reproduced except in full, without the written approval of UL Verification Services Inc.

11.1. AC Power Line WiTH Laptop

LINE 1 RESULTS

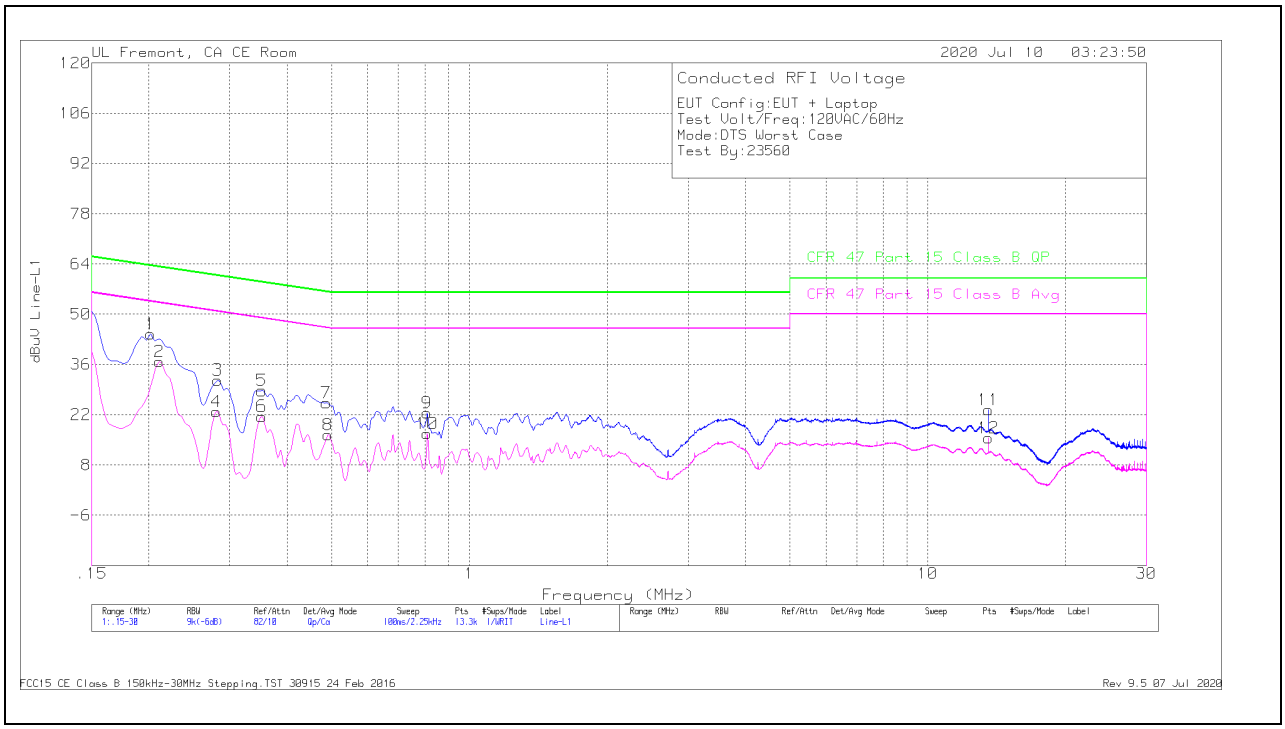

Range 1: Line-L1 .15 - 30MHz											
Marker	Frequency (MHz)	Meter Reading (dBuV)	Det	PRE018644 6 LISN L1	LC Cables C1&C3	Limiter (dB)	Corrected Reading dBuV	CFR 47 Part 15 Class B QP	QP Margin (dB)	CFR 47 Part 15 Class B Avg	Av(CISPR)M argin (dB)
1	.20175	34.46	Qp	0	0	10	44.46	63.54	-19.08	-	-
2	.21075	26.86	Ca	0	0	10	36.86	-	-	53.18	-16.32
3	.28275	21.67	Qp	0	0	10	31.67	60.73	-29.06	-	-
4	.2805	12.94	Ca	0	0	10	22.94	-	-	50.8	-27.86
5	.3525	18.71	Qp	0	0	10	28.71	58.9	-30.19	-	-
6	.3525	11.55	Ca	0	0	10	21.55	-	-	48.9	-27.35
7	.4875	15.38	Qp	0	0	10	25.38	56.21	-30.83	-	-
8	.492	6.33	Ca	0	0	10	16.33	-	-	46.13	-29.8
9	.80925	12.55	Qp	0	0	10	22.55	56	-33.45	-	-
10	.80925	6.71	Ca	0	0	10	16.71	-	-	46	-29.29
11	13.56	12.94	Qp	.1	.2	10.1	23.34	60	-36.66	-	-
12	13.56	5.14	Ca	.1	.2	10.1	15.54	-	-	50	-34.46

Qp - Quasi-Peak detector
Ca - CISPR average detection

UL VERIFICATION SERVICES INC.
47173 Benicia Street, Fremont, CA 94538; USA TEL:(510) 319-4000 FAX:(510) 661-0888
This report shall not be reproduced except in full, without the written approval of UL Verification Services Inc.

LINE 2 RESULTS

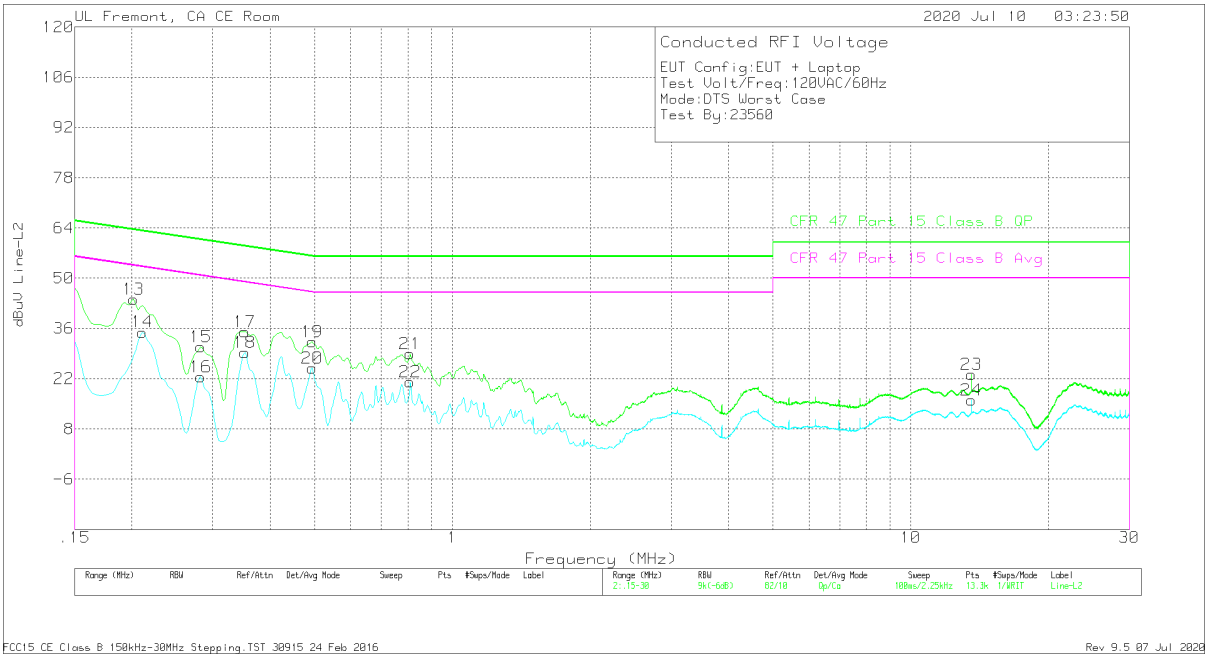

Range 2: Line-L2 .15 - 30MHz											
Marker	Frequency (MHz)	Meter Reading (dBuV)	Det	PRE018644 6 LISN L2	LC Cables C2&C3	Limiter (dB)	Corrected Reading dBuV	CFR 47 Part 15 Class B QP	QP Margin (dB)	CFR 47 Part 15 Class B Avg	Av(CISPR)M argin (dB)
13	.20175	34.13	Qp	0	0	10	44.13	63.54	-19.41	-	-
14	.21075	24.99	Ca	0	0	10	34.99	-	-	53.18	-18.19
15	.28275	20.85	Qp	0	0	10	30.85	60.73	-29.88	-	-
16	.28275	12.5	Ca	0	0	10	22.5	-	-	50.73	-28.23
17	.3525	25.14	Qp	0	0	10	35.14	58.9	-23.76	-	-
18	.3525	19.25	Ca	0	0	10	29.25	-	-	48.9	-19.65
19	.49425	22.22	Qp	0	0	10	32.22	56.1	-23.88	-	-
20	.49425	14.96	Ca	0	0	10	24.96	-	-	46.1	-21.14
21	.80925	18.9	Qp	0	0	10	28.9	56	-27.1	-	-
22	.80925	11.07	Ca	0	0	10	21.07	-	-	46	-24.93
23	13.56	12.76	Qp	.1	.2	10.1	23.16	60	-36.84	-	-
24	13.56	5.65	Ca	.1	.2	10.1	16.05	-	-	50	-33.95

Qp - Quasi-Peak detector
Ca - CISPR average detection

UL VERIFICATION SERVICES INC.
47173 Benicia Street, Fremont, CA 94538; USA TEL:(510) 319-4000 FAX:(510) 661-0888

This report shall not be reproduced except in full, without the written approval of UL Verification Services Inc.

11.2. AC Power Line With AC/DC Adapter

LINE 1 RESULTS

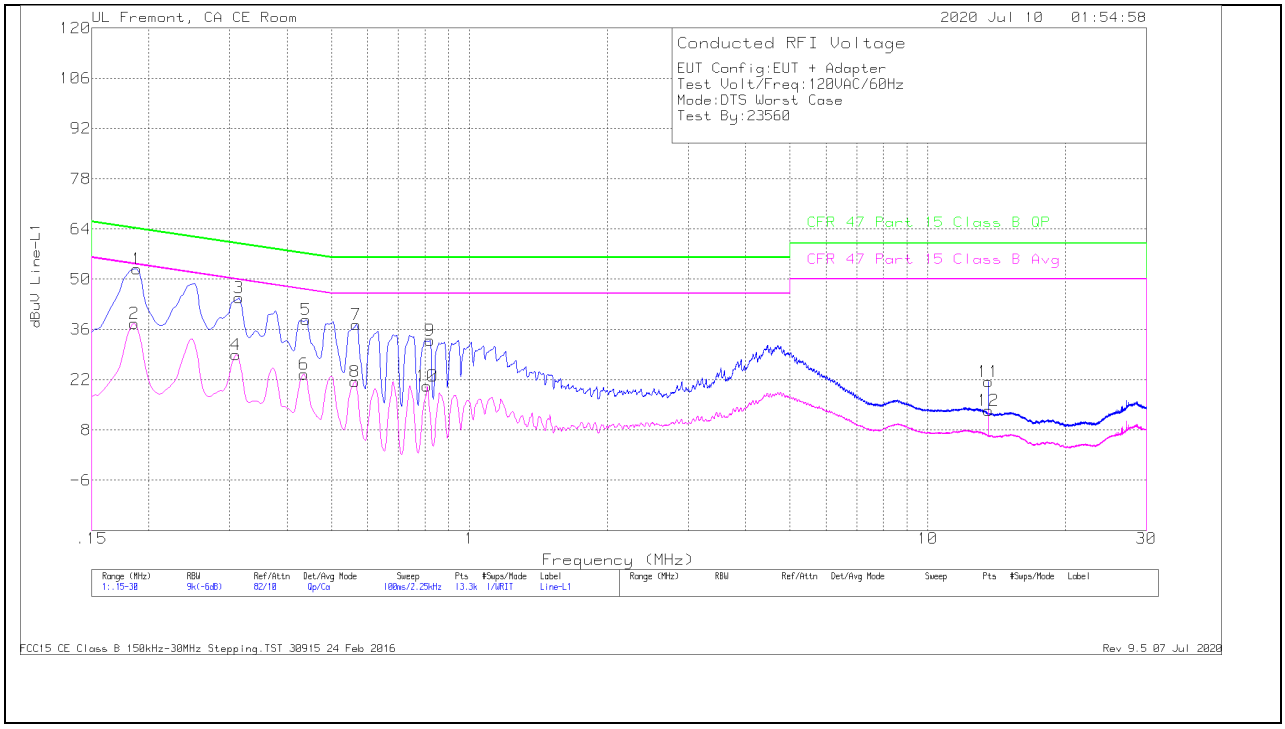

Range 1: Line-L1 .15 - 30MHz											
Marker	Frequency (MHz)	Meter Reading (dBuV)	Det	PRE0186446 LISN L1	LC Cables C1&C3	Limiter (dB)	Corrected Reading dBuV	CFR 47 Part 15 Class B QP	QP Margin (dB)	CFR 47 Part 15 Class B Avg	Av(CISPR)Margin (dB)
1	.18825	42.93	Qp	0	0	10	52.93	64.11	-11.18	-	-
2	.186	27.74	Ca	0	0	10	37.74	-	-	54.21	-16.47
3	.31425	34.88	Qp	0	0	10	44.88	59.86	-14.98	-	-
4	.30975	18.92	Ca	0	0	10	28.92	-	-	49.98	-21.06
5	.44025	28.77	Qp	0	0	10	38.77	57.06	-18.29	-	-
6	.43575	13.5	Ca	0	0	10	23.5	-	-	47.14	-23.64
7	.56625	27.27	Qp	0	0	10	37.27	56	-18.73	-	-
8	.56288	11.53	Ca	0	0	10	21.53	-	-	46	-24.47
9	.8205	22.92	Qp	0	0	10	32.92	56	-23.08	-	-
10	.80925	10.2	Ca	0	0	10	20.2	-	-	46	-25.8
11	13.56	11.08	Qp	.1	.2	10.1	21.48	60	-38.52	-	-
12	13.56	3.08	Ca	.1	.2	10.1	13.48	-	-	50	-36.52

Qp - Quasi-Peak detector
Ca - CISPR average detection

UL VERIFICATION SERVICES INC.
47173 Benicia Street, Fremont, CA 94538; USA TEL:(510) 319-4000 FAX:(510) 661-0888
This report shall not be reproduced except in full, without the written approval of UL Verification Services Inc.

LINE 2 RESULTS

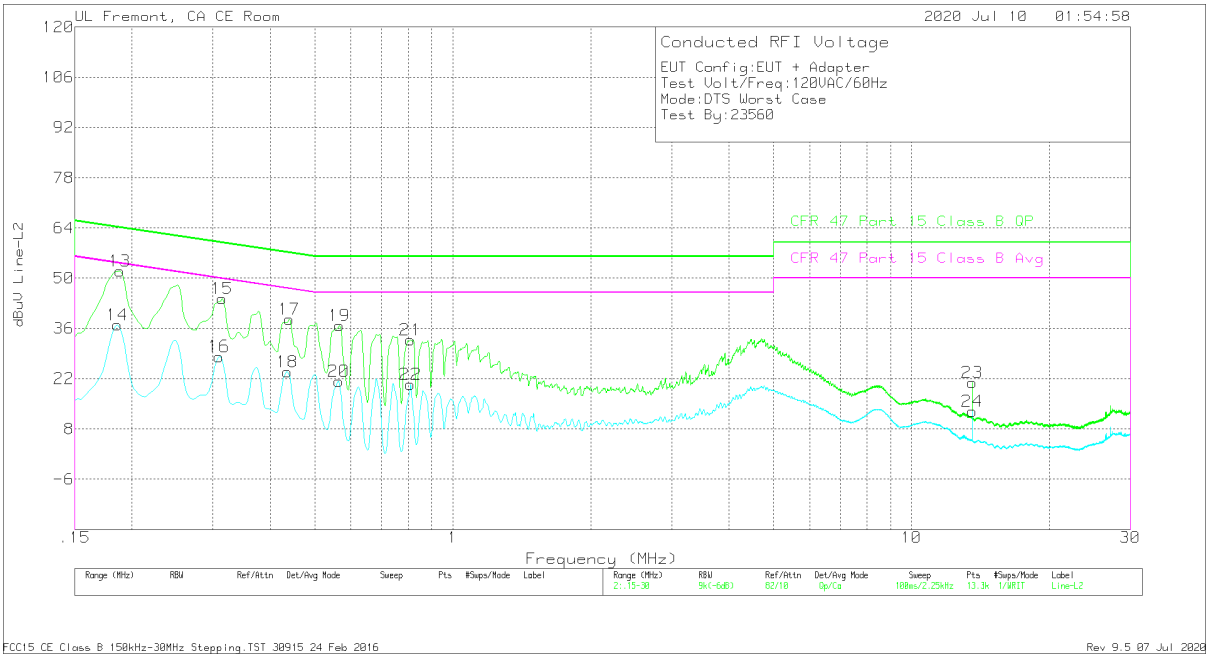

Range 2: Line-L2 .15 - 30MHz											
Marker	Frequency (MHz)	Meter Reading (dBuV)	Det	PRE0186446 LISN L2	LC Cables C2&C3	Limiter (dB)	Corrected Reading dBuV	CFR 47 Part 15 Class B QP	QP Margin (dB)	CFR 47 Part 15 Class B Avg	Av(CISPR)Margin (dB)
13	.18825	41.96	Qp	0	0	10	51.96	64.11	-12.15	-	-
14	.186	27.02	Ca	0	0	10	37.02	-	-	54.21	-17.19
15	.31425	34.33	Qp	0	0	10	44.33	59.86	-15.53	-	-
16	.30975	18.18	Ca	0	0	10	28.18	-	-	49.98	-21.8
17	.44025	28.52	Qp	0	0	10	38.52	57.06	-18.54	-	-
18	.43575	13.96	Ca	0	0	10	23.96	-	-	47.14	-23.18
19	.56625	26.87	Qp	0	0	10	36.87	56	-19.13	-	-
20	.564	11.29	Ca	0	0	10	21.29	-	-	46	-24.71
21	.80925	22.8	Qp	0	0	10	32.8	56	-23.2	-	-
22	.80925	10.35	Ca	0	0	10	20.35	-	-	46	-25.65
23	13.56	10.57	Qp	.1	.2	10.1	20.97	60	-39.03	-	-
24	13.56	2.45	Ca	.1	.2	10.1	12.85	-	-	50	-37.15

Qp - Quasi-Peak detector
Ca - CISPR average detection

UL VERIFICATION SERVICES INC.
47173 Benicia Street, Fremont, CA 94538; USA TEL:(510) 319-4000 FAX:(510) 661-0888
This report shall not be reproduced except in full, without the written approval of UL Verification Services Inc.

12. SETUP PHOTOS

Please refer to 13259315-EP1 for setup photos

END OF TEST REPORT

UL VERIFICATION SERVICES INC.
47173 Benicia Street, Fremont, CA 94538; USA TEL:(510) 319-4000 FAX:(510) 661-0888

This report shall not be reproduced except in full, without the written approval of UL Verification Services Inc.