9.4. OUTPUT POWER AND PSD

LIMITS

FCC §15.407

Band 5.15–5.25 GHz (pick the section that applies to your product)

(iv) For mobile and portable client devices in the 5.15-5.25 GHz band, the maximum conducted output power over the frequency band of operation shall not exceed 250 mW provided the maximum antenna gain does not exceed 6 dBi. In addition, the maximum power spectral density shall not exceed 11 dBm in any 1 megahertz band. If transmitting antennas of directional gain greater than 6 dBi are used, both the maximum conducted output power and the maximum power spectral density shall be reduced by the amount in dB that the directional gain of the antenna exceeds 6 dBi.

Bands 5.25-5.35 GHz and 5.47-5.725 GHz
The maximum conducted output power over the frequency bands of operation shall not exceed the lesser of 250 mW or 11 dBm + 10 log B, where B is the 26 dB emission bandwidth in megahertz. In addition, the maximum power spectral density shall not exceed 11 dBm in any 1 megahertz band. If transmitting antennas of directional gain greater than 6 dBi are used, both the maximum conducted output power and the maximum power spectral density shall be reduced by the amount in dB that the directional gain of the antenna exceeds 6 dBi.

Band 5.725-5.85 GHz

The maximum conducted output power over the frequency band of operation shall not exceed 1 W. In addition, the maximum power spectral density shall not exceed 30 dBm in any 500-kHz band. If transmitting antennas of directional gain greater than 6 dBi are used, both the maximum conducted output power and the maximum power spectral density shall be reduced by the amount in dB that the directional gain of the antenna exceeds 6 dBi. However, fixed point-to-point U-NII devices operating in this band may employ transmitting antennas with directional gain greater than 6 dBi without any corresponding reduction in transmitter conducted power. Fixed, point-to-point operations exclude the use of point-to-multipoint systems, omnidirectional applications, and multiple collocated transmitters transmitting the same information.

TEST PROCEDURE

The measurement method used for output power is KDB 789033 D02 v02r01, Section E.3.b (Method PM-G).

The measurement method used for power spectral density is KDB 789033 D02 v02r01, Section F.
For all straddle channels, full bandwidth power is reported in the 5.6GHz section. The combined 5.6GHz and 5.8GHz power already passed the worst case 5.6GHz 24dBm limit, therefore there is no need to provide the 5.8GHz power.

11n HT20 and 11ax HE20 straddle channel 26dB bandwidth= (26dB BW/2)+5
11n HT20 and 11ax HE20 straddle channel 99% bandwidth= (99% BW/2)+5

UL VERIFICATION SERVICES INC.
47173 Benicia Street, Fremont, CA 94538; USA TEL:(510) 319-4000 FAX:(510) 661-0888

This report shall not be reproduced except in full, without the written approval of UL Verification Services Inc.

DIRECTIONAL ANTENNA GAIN

For 1 TX:
There is only one transmitter output therefore the directional gain is equal to the antenna gain.

For 2 TX:

Tx chains are uncorrelated for power and correlated for PSD due to the device supporting CDD in all MIMO modes. The directional gains are as follows:

Band (GHz)	ANT 6 Gain (dBi)	ANT 5 Gain (dBi)	Uncorrelated Chains Directional Gain (dBi)	Correlated Chains Directional Gain (dBi)
5.2	0.3	-2.6	-0.91	1.98
5.3	1.4	-1.2	0.29	3.21
5.6	0.6	-0.2	0.22	3.22
5.8	-0.6	-1.7	-1.12	1.88

UL VERIFICATION SERVICES INC.
47173 Benicia Street, Fremont, CA 94538; USA TEL:(510) 319-4000 FAX:(510) 661-0888

This report shall not be reproduced except in full, without the written approval of UL Verification Services Inc.

9.4.1. 802.11n HT20 MODE IN THE 5.2 GHz BAND

1TX ANT 6 MODE (FCC) MOBILE

Test Engineer:	12485 GA
Test Date:	08/04/2020

Antenna Gain and Limits

Channel	Frequency (MHz)	Directional Gain (dBi)	Power Limit (dBm)	PSD Limit (dBm/ 1MHz)
Low	5180	0.30	24.00	11.00
Mid	5200	0.30	24.00	11.00
High	5240	0.30	24.00	11.00

Duty Cycle CF (dB)	0.00	**Included in Calculations of Corr'd PSD**

Output Power Results

Channel	Frequency (MHz)	Antenna 6 Meas Power (dBm)	Total Corr'd Power (dBm)	Power Limit (dBm)	Power Margin (dB)
Low	5180	18.22	18.22	24.00	-5.78
Mid	5200	18.25	18.25	24.00	-5.75
High	5240	18.23	18.23	24.00	-5.77

PSD Results

Channel	Frequency (MHz)	Antenna 6 Meas PSD (dBm/1MHz)	Total Corr'd PSD (dBm/1MHz)	PSD Limit (dBm/ 1MHz)	PSD Margin (dB)
Low	5180	8.786	8.786	11.00	-2.214
Mid	5200	9.789	9.789	11.00	-1.211
High	5240	9.753	9.753	11.00	-1.247

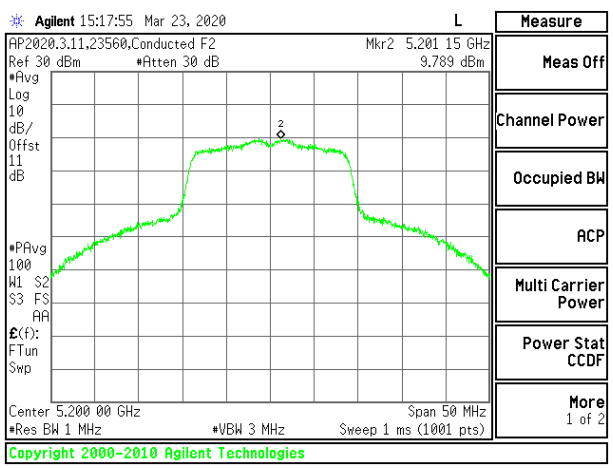

MID CHANNEL

Note: 5200MHz and 5240MHz were tested at higher power

UL VERIFICATION SERVICES INC.
47173 Benicia Street, Fremont, CA 94538; USA TEL:(510) 319-4000 FAX:(510) 661-0888

This report shall not be reproduced except in full, without the written approval of UL Verification Services Inc.

1TX ANT 5 MODE (FCC) MOBILE

Test Engineer:	12485 GA
Test Date:	08/04/2020

Antenna Gain and Limits

Channel	Frequency (MHz)	Directional Gain (dBi)	Power Limit (dBm)	PSD Limit (dBm/ 1MHz)
Low	5180	-2.60	24.00	11.00
Mid	5200	-2.60	24.00	11.00
High	5240	-2.60	24.00	11.00

Duty Cycle CF (dB)	0.00	**Included in Calculations of Corr'd PSD**

Output Power Results

Channel	Frequency (MHz)	Antenna 5 Meas Power (dBm)	Total Corr'd Power (dBm)	Power Limit (dBm)	Power Margin (dB)
Low	5180	18.24	18.24	24.00	-5.76
Mid	5200	19.62	19.62	24.00	-4.38
High	5240	19.58	19.58	24.00	-4.42

PSD Results

Channel	Frequency (MHz)	Antenna 5 Meas PSD (dBm/1MHz)	Total Corr'd PSD (dBm/1MHz)	PSD Limit (dBm/ 1MHz)	PSD Margin (dB)
Low	5180	8.667	8.667	11.00	-2.333
Mid	5200	9.988	9.988	11.00	-1.012
High	5240	9.944	9.944	11.00	-1.056

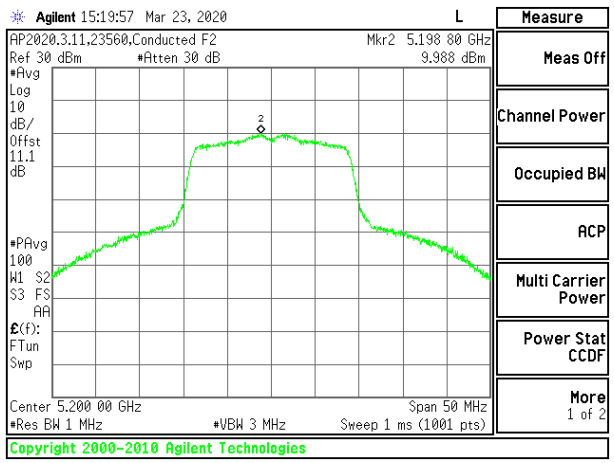

MID CHANNEL

UL VERIFICATION SERVICES INC.
47173 Benicia Street, Fremont, CA 94538; USA TEL:(510) 319-4000 FAX:(510) 661-0888

This report shall not be reproduced except in full, without the written approval of UL Verification Services Inc.

2TX ANT 6 + ANT 5 CDD MODE (FCC) MOBILE

Test Engineer:	44353
Test Date:	08/05/2020

Antenna Gain and Limits

Channel	Frequency (MHz)	Directional Gain for Power (dBi)	Directional Gain for PSD (dBi)	Power Limit (dBm)	PSD Limit (dBm/ 1MHz)
Low	5180	-0.91	1.98	24.00	11.00
Mid	5200	-0.91	1.98	24.00	11.00
High	5240	-0.91	1.98	24.00	11.00

Duty Cycle CF (dB)	0.00	**Included in Calculations of Corr'd PSD**

Output Power Results

Channel	Frequency (MHz)	Antenna 6 Meas Power (dBm)	Antenna 5 Meas Power (dBm)	Total Corr'd Power (dBm)	Power Limit (dBm)	Power Margin (dB)
Low	5180	16.56	16.60	19.59	24.00	-4.41
Mid	5200	16.59	16.55	19.58	24.00	-4.42
High	5240	16.66	16.57	19.63	24.00	-4.37

PSD Results

Channel	Frequency (MHz)	Antenna 6 Meas PSD (dBm/1MHz)	Antenna 5 Meas PSD (dBm/1MHz)	Total Corr'd PSD (dBm/1MHz)	PSD Limit (dBm/ 1MHz)	PSD Margin (dB)
Low	5180	6.306	6.459	9.393	11.00	-1.607
Mid	5200	6.309	6.411	9.371	11.00	-1.629
High	5240	6.381	6.453	9.427	11.00	-1.573

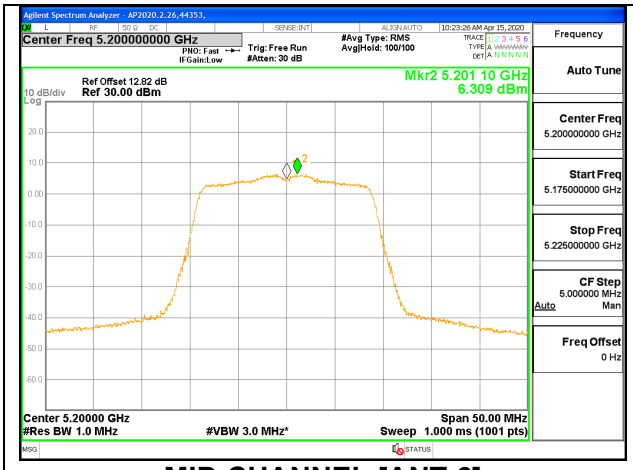

MID CHANNEL [ANT 6]

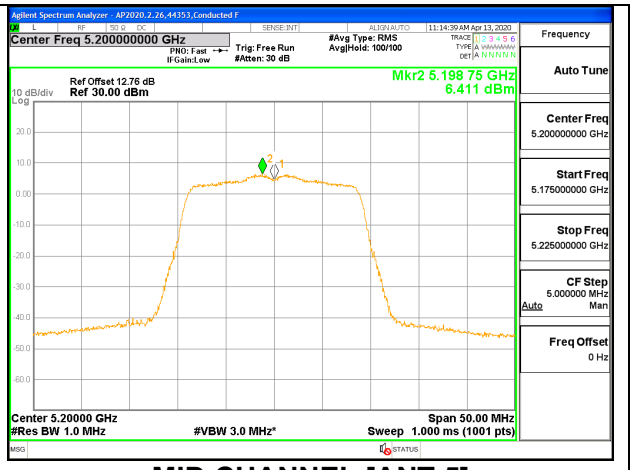

MID CHANNEL [ANT 5]

UL VERIFICATION SERVICES INC.
47173 Benicia Street, Fremont, CA 94538; USA TEL:(510) 319-4000 FAX:(510) 661-0888

This report shall not be reproduced except in full, without the written approval of UL Verification Services Inc.

9.4.2. 802.11n HT40 MODE IN THE 5.2 GHz BAND

1TX ANT 6 MODE (FCC) MOBILE

Test Engineer:	12485 GA
Test Date:	08/04/2020

Antenna Gain and Limits

Channel	Frequency (MHz)	Directional Gain for Power (dBi)	Power Limit (dBm)	PSD Limit (dBm/ 1MHz)
Low	5190	0.30	24.00	11.00
High	5230	0.30	24.00	11.00

Duty Cycle CF (dB)	0.14	**Included in Calculations of Corr'd PSD**

Output Power Results

Channel	Frequency (MHz)	Antenna 6 Meas Power (dBm)	Total Corr'd Power (dBm)	Power Limit (dBm)	Power Margin (dB)
Low	5190	16.74	16.74	24.00	-7.26
High	5230	18.23	18.23	24.00	-5.77

PSD Results

Channel	Frequency (MHz)	Antenna 6 Meas PSD (dBm/1MHz)	Total Corr'd PSD (dBm/1MHz)	PSD Limit (dBm/ 1MHz)	PSD Margin (dB)
Low	5190	4.127	4.267	11.00	-6.733
High	5230	8.669	8.809	11.00	-2.191

LOW CHANNEL

UL VERIFICATION SERVICES INC.
47173 Benicia Street, Fremont, CA 94538; USA TEL:(510) 319-4000 FAX:(510) 661-0888

This report shall not be reproduced except in full, without the written approval of UL Verification Services Inc.

Note: 5230MHz PSD taken at higher power

TX ANT 5 MODE (FCC) MOBILE

Test Engineer:	12485 GA
Test Date:	08/04/2020

Antenna Gain and Limits

Channel	Frequency (MHz)	Directional Gain for Power (dBi)	Power Limit (dBm)	PSD Limit (dBm/ 1MHz)
Low	5190	-2.60	24.00	11.00
High	5230	-2.60	24.00	11.00

Duty Cycle CF (dB)	0.14	**Included in Calculations of Corr'd PSD**

Output Power Results

Channel	Frequency (MHz)	Antenna 5 Meas Power (dBm)	Total Corr'd Power (dBm)	Power Limit (dBm)	Power Margin (dB)
Low	5190	16.73	16.73	24.00	-7.27
High	5230	20.69	20.69	24.00	-3.31

PSD Results

Channel	Frequency (MHz)	Antenna 5 Meas PSD (dBm/1MHz)	Total Corr'd PSD (dBm/1MHz)	PSD Limit (dBm/ 1MHz)	PSD Margin (dB)
Low	5190	4.131	4.271	11.00	-6.729
High	5230	8.669	8.809	11.00	-2.191

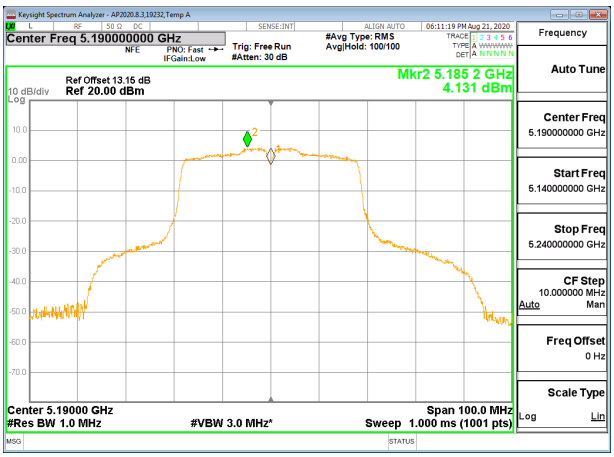

LOW CHANNEL

UL VERIFICATION SERVICES INC.
47173 Benicia Street, Fremont, CA 94538; USA TEL:(510) 319-4000 FAX:(510) 661-0888

This report shall not be reproduced except in full, without the written approval of UL Verification Services Inc.

2TX ANT 6 + ANT 5 CDD MODE (FCC) MOBILE

Test Engineer:	44353
Test Date:	08/05/2020

Antenna Gain and Limits

Channel	Frequency (MHz)	Directional Gain for Power (dBi)	Directional Gain for PSD (dBi)	Power Limit (dBm)	PSD Limit (dBm/ 1MHz)
Low	5190	-0.91	1.98	24.00	11.00
High	5230	-0.91	1.98	24.00	11.00

Duty Cycle CF (dB)	0.17	**Included in Calculations of Corr'd PSD**

Output Power Results

Channel	Frequency (MHz)	Antenna 6 Meas Power (dBm)	Antenna 5 Meas Power (dBm)	Total Corr'd Power (dBm)	Power Limit (dBm)	Power Margin (dB)
Low	5190	15.22	15.25	18.25	24.00	-5.75
High	5230	18.21	19.69	22.02	24.00	-1.98

PSD Results

Channel	Frequency (MHz)	Antenna 6 Meas PSD (dBm/1MHz)	Antenna 5 Meas PSD (dBm/1MHz)	Total Corr'd PSD (dBm/1MHz)	PSD Limit (dBm/ 1MHz)	PSD Margin (dB)
Low	5190	2.734	2.549	5.823	11.00	-5.177
High	5230	6.661	6.681	9.851	11.00	-1.149

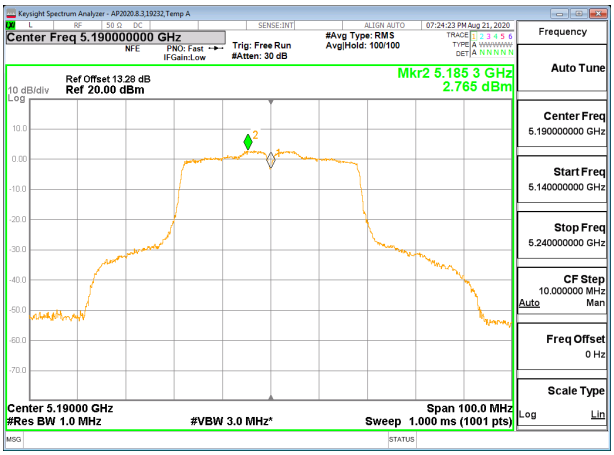

LOW CHANNEL [ANT 6]

LOW CHANNEL [ANT 5]

NOTE: 5230MHz (Ant 6) measured at higher power

UL VERIFICATION SERVICES INC.
47173 Benicia Street, Fremont, CA 94538; USA TEL:(510) 319-4000 FAX:(510) 661-0888

This report shall not be reproduced except in full, without the written approval of UL Verification Services Inc.

9.4.3. 802.11ac VHT80 MODE IN THE 5.2 GHz BAND

1TX ANT 6 MODE (FCC) MOBILE

Test Engineer:	12485 GA
Test Date:	08/04/2020

Antenna Gain and Limits

Channel	Frequency (MHz)	Directional Gain for Power (dBi)	Power Limit (dBm)	PSD Limit (dBm/ 1MHz)
Mid	5210	0.30	24.00	11.00

Duty Cycle CF (dB)	0.22	**Included in Calculations of Corr'd PSD**

Output Power Results

Channel	Frequency (MHz)	Antenna 6 Meas Power (dBm)	Total Corr'd Power (dBm)	Power Limit (dBm)	Power Margin (dB)
Mid	5210	16.24	16.24	24.00	-7.76

PSD Results

Channel	Frequency (MHz)	Antenna 6 Meas PSD (dBm/1MHz)	Total Corr'd PSD (dBm/1MHz)	PSD Limit (dBm/ 1MHz)	PSD Margin (dB)
Mid	5210	0.613	0.833	11.00	-10.167

MID CHANNEL

UL VERIFICATION SERVICES INC.
47173 Benicia Street, Fremont, CA 94538; USA TEL:(510) 319-4000 FAX:(510) 661-0888

This report shall not be reproduced except in full, without the written approval of UL Verification Services Inc.

1TX ANT 5 MODE (FCC) MOBILE

Test Engineer:	23560
Test Date:	08/04/2020

Antenna Gain and Limits

Channel	Frequency (MHz)	Directional Gain for Power (dBi)	Power Limit (dBm)	PSD Limit (dBm/ 1MHz)
Mid	5210	-2.60	24.00	11.00

Duty Cycle CF (dB)	0.22	**Included in Calculations of Corr'd PSD**

Output Power Results

Channel	Frequency (MHz)	Antenna 5 Meas Power (dBm)	Total Corr'd Power (dBm)	Power Limit (dBm)	Power Margin (dB)
Mid	5210	16.25	16.25	24.00	-7.75

PSD Results

Channel	Frequency (MHz)	Antenna 5 Meas PSD (dBm/1MHz)	Total Corr'd PSD (dBm/1MHz)	PSD Limit (dBm/ 1MHz)	PSD Margin (dB)
Mid	5210	0.744	0.964	11.00	-10.036

MID CHANNEL

UL VERIFICATION SERVICES INC.
47173 Benicia Street, Fremont, CA 94538; USA TEL:(510) 319-4000 FAX:(510) 661-0888

This report shall not be reproduced except in full, without the written approval of UL Verification Services Inc.

2TX ANT 6 + ANT 5 CDD MODE (FCC) MOBILE

Test Engineer:	44353
Test Date:	08/05/2020

Antenna Gain and Limits

Channel	Frequency (MHz)	Directional Gain for Power (dBi)	Directional Gain for PSD (dBi)	Power Limit (dBm)	PSD Limit (dBm/1MHz)
Low	5210	-0.91	1.98	24.00	11.00

Duty Cycle CF (dB)	0.33	**Included in Calculations of Corr'd PSD**

Output Power Results

Channel	Frequency (MHz)	Antenna 6 Meas Power (dBm)	Antenna 5 Meas Power (dBm)	Total Corr'd Power (dBm)	Power Limit (dBm)	Power Margin (dB)
Low	5210	15.31	15.29	18.31	24.00	-5.69

PSD Results

Channel	Frequency (MHz)	Antenna 6 Meas PSD (dBm/1MHz)	Antenna 5 Meas PSD (dBm/1MHz)	Total Corr'd PSD (dBm/ 1MHz)	PSD Limit (dBm/ 1MHz)	PSD Margin (dB)
Low	5210	-0.365	-0.198	3.060	11.00	-7.940

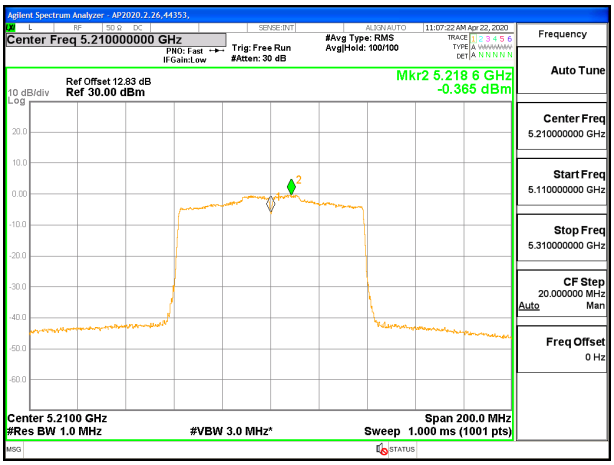

MID CHANNEL [ANT 6]

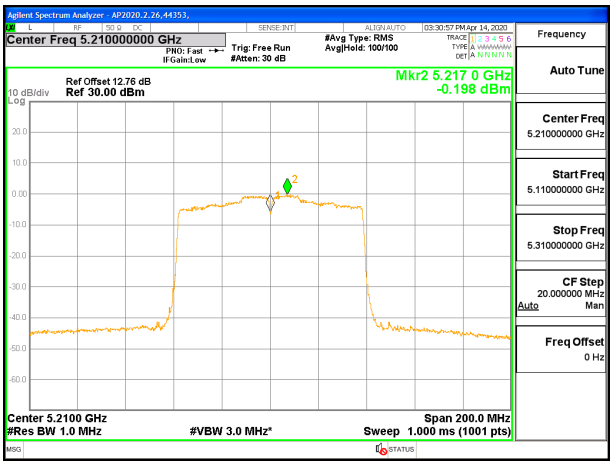

MID CHANNEL [ANT 5]

UL VERIFICATION SERVICES INC.
47173 Benicia Street, Fremont, CA 94538; USA TEL:(510) 319-4000 FAX:(510) 661-0888

This report shall not be reproduced except in full, without the written approval of UL Verification Services Inc.

9.4.4. 802.11ax HE20 MODE IN THE 5.2 GHz BAND

1TX ANT 6 MODE (FCC) MOBILE: 26 Tones, RU Index 0

Test Engineer:	12485 GA
Test Date:	08/04/2020

Antenna Gain and Limits

Channel	Frequency (MHz)	Directional Gain (dBi)	Power Limit (dBm)	PSD Limit (dBm/ 1MHz)
Low	5180	0.30	24.00	11.00
Mid	5200	0.30	24.00	11.00
High	5240	0.30	24.00	11.00

Duty Cycle CF (dB)	0.00	**Included in Calculations of Corr'd PSD**

Output Power Results

Channel	Frequency (MHz)	Antenna 6 Meas Power (dBm)	Total Corr'd Power (dBm)	Power Limit (dBm)	Power Margin (dB)
Low	5180	11.65	11.65	24.00	-12.35
Mid	5200	11.63	11.63	24.00	-12.37
High	5240	11.68	11.68	24.00	-12.32

PSD Results

Channel	Frequency (MHz)	Antenna 6 Meas PSD (dBm/1MHz)	Total Corr'd PSD (dBm/1MHz)	PSD Limit (dBm/ 1MHz)	PSD Margin (dB)
Low	5180	9.092	9.092	11.00	-1.908
Mid	5200	9.506	9.506	11.00	-1.494
High	5240	9.535	9.535	11.00	-1.465

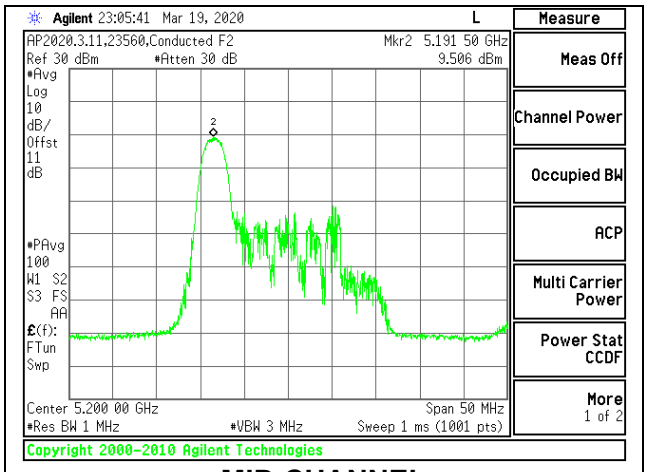

MID CHANNEL

UL VERIFICATION SERVICES INC.
47173 Benicia Street, Fremont, CA 94538; USA TEL:(510) 319-4000 FAX:(510) 661-0888

This report shall not be reproduced except in full, without the written approval of UL Verification Services Inc.

1TX ANT 6 MODE (FCC) MOBILE: 26 Tones, RU Index 4

Test Engineer:	12485 GA
Test Date:	08/04/2020

Antenna Gain and Limits

Channel	Frequency (MHz)	Directional Gain (dBi)	Power Limit (dBm)	PSD Limit (dBm/ 1MHz)
Low	5180	0.30	24.00	11.00
Mid	5200	0.30	24.00	11.00
High	5240	0.30	24.00	11.00

Duty Cycle CF (dB)	0.00	**Included in Calculations of Corr'd PSD**

Output Power Results

Channel	Frequency (MHz)	Antenna 6 Meas Power (dBm)	Total Corr'd Power (dBm)	Power Limit (dBm)	Power Margin (dB)
Low	5180	11.63	11.63	24.00	-12.37
Mid	5200	11.64	11.64	24.00	-12.36
High	5240	11.69	11.69	24.00	-12.31

PSD Results

Channel	Frequency (MHz)	Antenna 6 Meas PSD (dBm/1MHz)	Total Corr'd PSD (dBm/1MHz)	PSD Limit (dBm/ 1MHz)	PSD Margin (dB)
Low	5180	8.564	8.564	11.00	-2.436
Mid	5200	8.570	8.570	11.00	-2.430
High	5240	8.396	8.396	11.00	-2.604

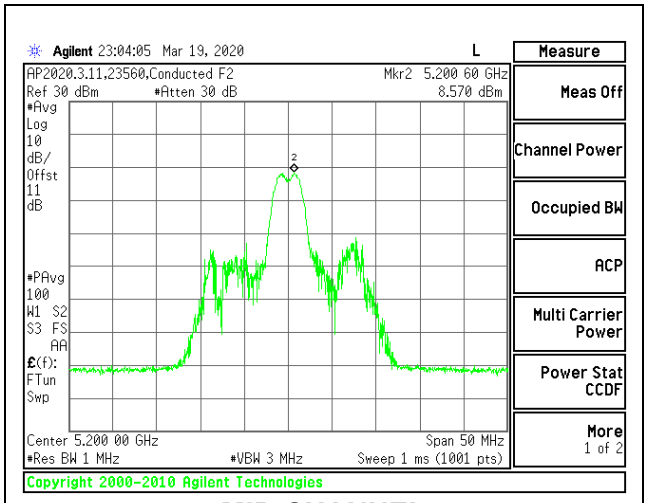

MID CHANNEL

UL VERIFICATION SERVICES INC.
47173 Benicia Street, Fremont, CA 94538; USA TEL:(510) 319-4000 FAX:(510) 661-0888

This report shall not be reproduced except in full, without the written approval of UL Verification Services Inc.

1TX ANT 6 MODE (FCC) MOBILE: 26 Tones, RU Index 8

Test Engineer:	12485 GA
Test Date:	08/04/2020

Antenna Gain and Limits

Channel	Frequency (MHz)	Directional Gain (dBi)	Power Limit (dBm)	PSD Limit (dBm/ 1MHz)
Low	5180	0.30	24.00	11.00
Mid	5200	0.30	24.00	11.00
High	5240	0.30	24.00	11.00

Duty Cycle CF (dB)	0.00	**Included in Calculations of Corr'd PSD**

Output Power Results

Channel	Frequency (MHz)	Antenna 6 Meas Power (dBm)	Total Corr'd Power (dBm)	Power Limit (dBm)	Power Margin (dB)
Low	5180	11.67	11.67	24.00	-12.33
Mid	5200	11.70	11.70	24.00	-12.30
High	5240	11.71	11.71	24.00	-12.29

PSD Results

Channel	Frequency (MHz)	Antenna 6 Meas PSD (dBm/1MHz)	Total Corr'd PSD (dBm/1MHz)	PSD Limit (dBm/ 1MHz)	PSD Margin (dB)
Low	5180	9.555	9.555	11.00	-1.445
Mid	5200	9.369	9.369	11.00	-1.631
High	5240	8.944	8.944	11.00	-2.056

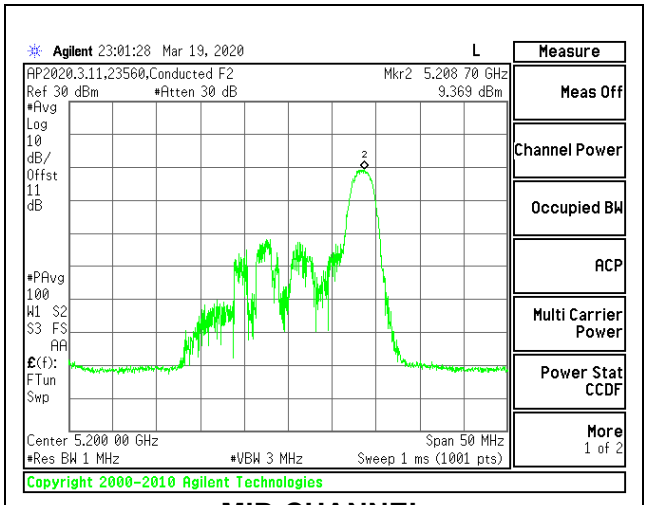

MID CHANNEL

UL VERIFICATION SERVICES INC.
47173 Benicia Street, Fremont, CA 94538; USA TEL:(510) 319-4000 FAX:(510) 661-0888

This report shall not be reproduced except in full, without the written approval of UL Verification Services Inc.

1TX ANT 6 MODE (FCC) MOBILE: 242 Tones, RU Index 61

Test Engineer:	12485 GA
Test Date:	08/04/2020

Antenna Gain and Limits

Channel	Frequency (MHz)	Directional Gain (dBi)	Power Limit (dBm)	PSD Limit (dBm/ 1MHz)
Low	5180	0.30	24.00	11.00
Mid	5200	0.30	24.00	11.00
High	5240	0.30	24.00	11.00

Duty Cycle CF (dB)	0.00	**Included in Calculations of Corr'd PSD**

Output Power Results

Channel	Frequency (MHz)	Antenna 6 Meas Power (dBm)	Total Corr'd Power (dBm)	Power Limit (dBm)	Power Margin (dB)
Low	5180	17.52	17.52	24.00	-6.48
Mid	5200	18.17	18.17	24.00	-5.83
High	5240	18.19	18.19	24.00	-5.81

PSD Results

Channel	Frequency (MHz)	Antenna 6 Meas PSD (dBm/1MHz)	Total Corr'd PSD (dBm/1MHz)	PSD Limit (dBm/ 1MHz)	PSD Margin (dB)
Low	5180	6.626	6.626	11.00	-4.374
Mid	5200	9.482	9.482	11.00	-1.518
High	5240	9.488	9.488	11.00	-1.512

NOTE: 5200MHz and 5240MHz tested at higher power

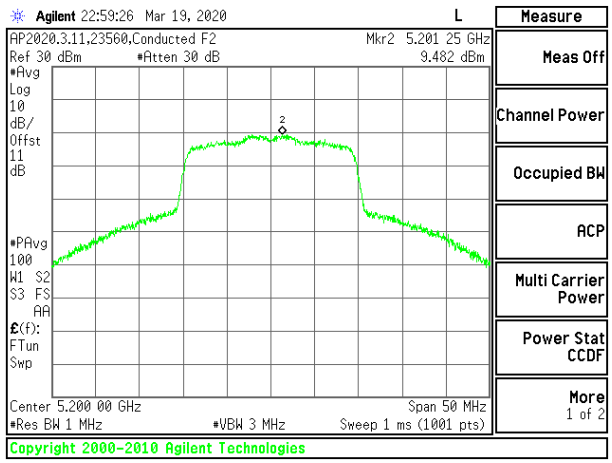

MID CHANNEL

UL VERIFICATION SERVICES INC.
47173 Benicia Street, Fremont, CA 94538; USA TEL:(510) 319-4000 FAX:(510) 661-0888

This report shall not be reproduced except in full, without the written approval of UL Verification Services Inc.

1TX ANT 5 MODE (FCC) MOBILE: 26 Tones, RU Index 0

Test Engineer:	12485 GA
Test Date:	08/04/2020

Antenna Gain and Limits

Channel	Frequency (MHz)	Directional Gain (dBi)	Power Limit (dBm)	PSD Limit (dBm/1MHz)
Low	5180	-2.60	24.00	11.00
Mid	5200	-2.60	24.00	11.00
High	5240	-2.60	24.00	11.00

Duty Cycle CF (dB)	0.00	**Included in Calculations of Corr'd PSD**

Output Power Results

Channel	Frequency (MHz)	Antenna 5 Meas Power (dBm)	Total Corr'd Power (dBm)	Power Limit (dBm)	Power Margin (dB)
Low	5180	11.72	11.72	24.00	-12.28
Mid	5200	11.70	11.70	24.00	-12.30
High	5240	11.71	11.71	24.00	-12.29

PSD Results

Channel	Frequency (MHz)	Antenna 5 Meas PSD (dBm/1MHz)	Total Corr'd PSD (dBm/1MHz)	PSD Limit (dBm/1MHz)	PSD Margin (dB)
Low	5180	9.199	9.199	11.00	-1.801
Mid	5200	9.546	9.546	11.00	-1.454
High	5240	9.187	9.187	11.00	-1.813

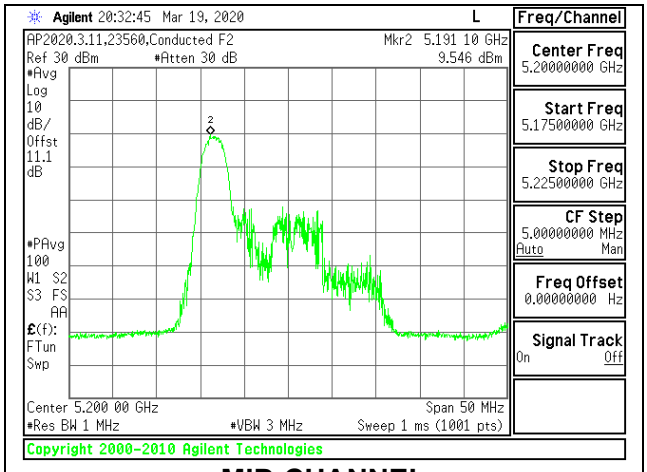

MID CHANNEL

UL VERIFICATION SERVICES INC.
47173 Benicia Street, Fremont, CA 94538; USA TEL:(510) 319-4000 FAX:(510) 661-0888

This report shall not be reproduced except in full, without the written approval of UL Verification Services Inc.

1TX ANT 5 MODE (FCC) MOBILE: 26 Tones, RU Index 4

Test Engineer:	12485 GA
Test Date:	08/04/2020

Antenna Gain and Limits

Channel	Frequency (MHz)	Directional Gain (dBi)	Power Limit (dBm)	PSD Limit (dBm/1MHz)
Low	5180	-2.60	24.00	11.00
Mid	5200	-2.60	24.00	11.00
High	5240	-2.60	24.00	11.00

Duty Cycle CF (dB)	0.00	**Included in Calculations of Corr'd PSD**

Output Power Results

Channel	Frequency (MHz)	Antenna 5 Meas Power (dBm)	Total Corr'd Power (dBm)	Power Limit (dBm)	Power Margin (dB)
Low	5180	11.69	11.69	24.00	-12.31
Mid	5200	11.75	11.75	24.00	-12.25
High	5240	11.73	11.73	24.00	-12.27

PSD Results

Channel	Frequency (MHz)	Antenna 5 Meas PSD (dBm/1MHz)	Total Corr'd PSD (dBm/1MHz)	PSD Limit (dBm/1MHz)	PSD Margin (dB)
Low	5180	8.407	8.407	11.00	-2.593
Mid	5200	8.356	8.356	11.00	-2.644
High	5240	8.307	8.307	11.00	-2.693

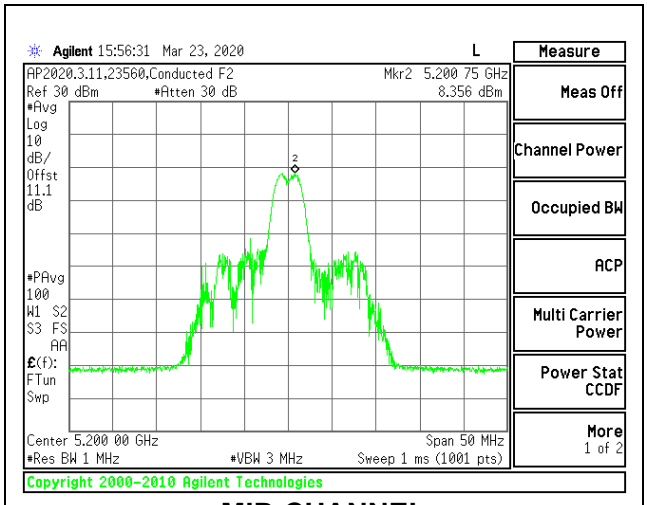

MID CHANNEL

UL VERIFICATION SERVICES INC.
47173 Benicia Street, Fremont, CA 94538; USA TEL:(510) 319-4000 FAX:(510) 661-0888

This report shall not be reproduced except in full, without the written approval of UL Verification Services Inc.

1TX ANT 5 MODE (FCC) MOBILE: 26 Tones, RU Index 8

Test Engineer:	12485 GA
Test Date:	08/04/2020

Antenna Gain and Limits

Channel	Frequency (MHz)	Directional Gain (dBi)	Power Limit (dBm)	PSD Limit (dBm/ 1MHz)
Low	5180	-2.60	24.00	11.00
Mid	5200	-2.60	24.00	11.00
High	5240	-2.60	24.00	11.00

Duty Cycle CF (dB)	0.00	**Included in Calculations of Corr'd PSD**

Output Power Results

Channel	Frequency (MHz)	Antenna 5 Meas Power (dBm)	Total Corr'd Power (dBm)	Power Limit (dBm)	Power Margin (dB)
Low	5180	11.71	11.71	24.00	-12.29
Mid	5200	11.68	11.68	24.00	-12.32
High	5240	11.73	11.73	24.00	-12.27

PSD Results

Channel	Frequency (MHz)	Antenna 5 Meas PSD (dBm/1MHz)	Total Corr'd PSD (dBm/1MHz)	PSD Limit (dBm/ 1MHz)	PSD Margin (dB)
Low	5180	9.571	9.571	11.00	-1.429
Mid	5200	9.327	9.327	11.00	-1.673
High	5240	9.259	9.259	11.00	-1.741

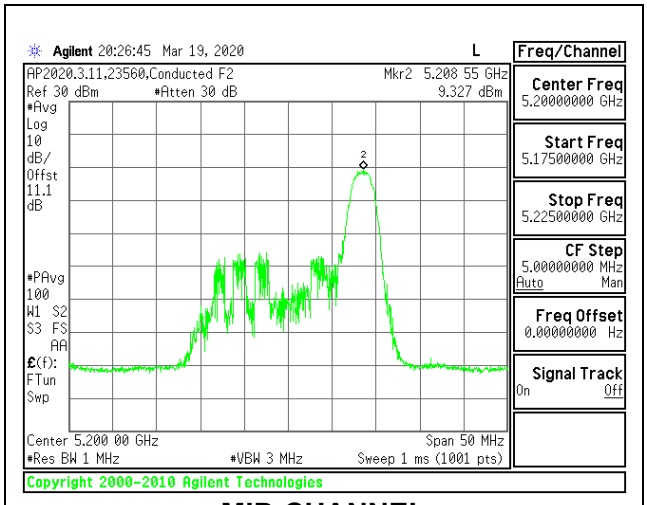

MID CHANNEL

UL VERIFICATION SERVICES INC.
47173 Benicia Street, Fremont, CA 94538; USA TEL:(510) 319-4000 FAX:(510) 661-0888

This report shall not be reproduced except in full, without the written approval of UL Verification Services Inc.

1TX ANT 5 MODE (FCC) MOBILE: 242 Tones, RU Index 61

Test Engineer:	12485 GA
Test Date:	08/04/2020

Antenna Gain and Limits

Channel	Frequency (MHz)	Directional Gain (dBi)	Power Limit (dBm)	PSD Limit (dBm/1MHz)
Low	5180	-2.60	24.00	11.00
Mid	5200	-2.60	24.00	11.00
High	5240	-2.60	24.00	11.00

Duty Cycle CF (dB)	0.00	**Included in Calculations of Corr'd PSD**

Output Power Results

Channel	Frequency (MHz)	Antenna 5 Meas Power (dBm)	Total Corr'd Power (dBm)	Power Limit (dBm)	Power Margin (dB)
Low	5180	17.63	17.63	24.00	-6.37
Mid	5200	19.66	19.66	24.00	-4.34
High	5240	19.73	19.73	24.00	-4.27

PSD Results

Channel	Frequency (MHz)	Antenna 5 Meas PSD (dBm/1MHz)	Total Corr'd PSD (dBm/1MHz)	PSD Limit (dBm/1MHz)	PSD Margin (dB)
Low	5180	6.527	6.527	11.00	-4.473
Mid	5200	9.584	9.584	11.00	-1.416
High	5240	9.695	9.695	11.00	-1.305

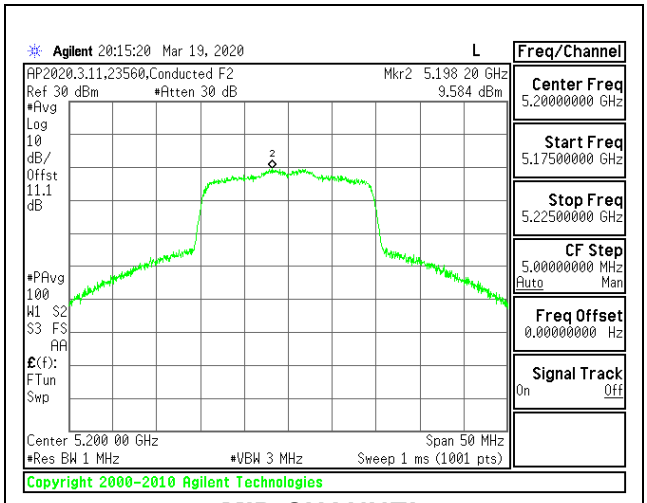

MID CHANNEL

UL VERIFICATION SERVICES INC.
47173 Benicia Street, Fremont, CA 94538; USA TEL:(510) 319-4000 FAX:(510) 661-0888

This report shall not be reproduced except in full, without the written approval of UL Verification Services Inc.

2TX ANT 6 + ANT 5 OFDMA MODE (FCC) MOBILE: 26 Tones, RU Index 0

Test Engineer:	44353
Test Date:	08/05/2020

Channel	Frequency (MHz)	Directional Gain for Power (dBi)	Directional Gain for PSD (dBi)	Power Limit (dBm)	PSD Limit (dBm/1MHz)
Low	5180	-0.91	1.98	24.00	11.00
Mid	5200	-0.91	1.98	24.00	11.00
High	5240	-0.91	1.98	24.00	11.00

Duty Cycle CF (dB)	0.00	**Included in Calculations of Corr'd PSD**

Output Power Results

Channel	Frequency (MHz)	Antenna 6 Meas Power (dBm)	Antenna 5 Meas Power (dBm)	Total Corr'd Power (dBm)	Power Limit (dBm)	Power Margin (dB)
Low	5180	8.61	8.70	11.67	24.00	-12.33
Mid	5200	8.65	8.67	11.67	24.00	-12.33
High	5240	8.60	8.58	11.60	24.00	-12.40

PSD Results

Channel	Frequency (MHz)	Antenna 6 Meas PSD (dBm/1MHz)	Antenna 5 Meas PSD (dBm/1MHz)	Total Corr'd PSD (dBm/1MHz)	PSD Limit (dBm/1MHz)	PSD Margin (dB)
Low	5180	6.380	6.779	9.594	11.00	-1.406
Mid	5200	6.598	6.658	9.638	11.00	-1.362
High	5240	6.275	6.261	9.278	11.00	-1.722

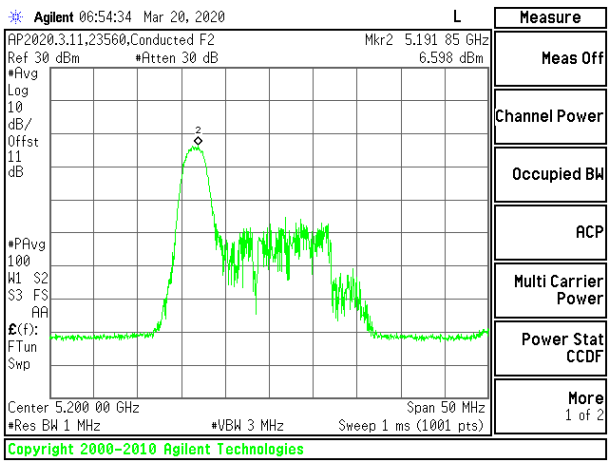

MID CHANNEL [ANT 6]

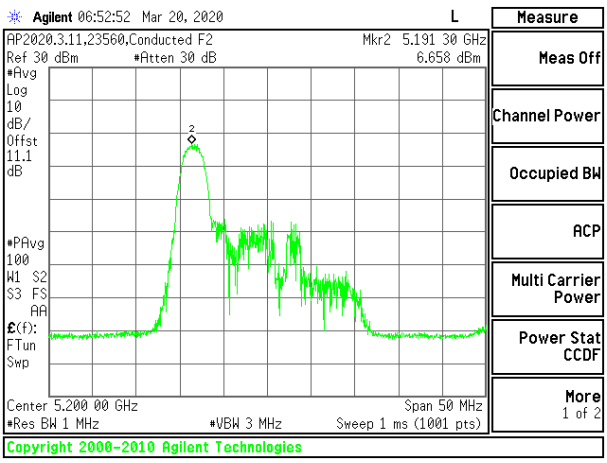

MID CHANNEL [ANT 5]

UL VERIFICATION SERVICES INC.
47173 Benicia Street, Fremont, CA 94538; USA TEL:(510) 319-4000 FAX:(510) 661-0888

This report shall not be reproduced except in full, without the written approval of UL Verification Services Inc.

2TX ANT 6 + ANT 5 OFDMA MODE (FCC) MOBILE: 26 Tones, RU Index 4

Test Engineer:	44353
Test Date:	08/05/2020

Antenna Gain and Limits

Channel	Frequency (MHz)	Directional Gain for Power (dBi)	Directional Gain for PSD (dBi)	Power Limit (dBm)	PSD Limit (dBm/1MHz)
Low	5180	-0.91	1.98	24.00	11.00
Mid	5200	-0.91	1.98	24.00	11.00
High	5240	-0.91	1.98	24.00	11.00

Duty Cycle CF (dB)	0.00	**Included in Calculations of Corr'd PSD**

Output Power Results

Channel	Frequency (MHz)	Antenna 6 Meas Power (dBm)	Antenna 5 Meas Power (dBm)	Total Corr'd Power (dBm)	Power Limit (dBm)	Power Margin (dB)
Low	5180	8.68	8.72	11.71	24.00	-12.29
Mid	5200	8.66	8.56	11.62	24.00	-12.38
High	5240	8.60	8.61	11.62	24.00	-12.38

PSD Results

Channel	Frequency (MHz)	Antenna 6 Meas PSD (dBm/1MHz)	Antenna 5 Meas PSD (dBm/1MHz)	Total Corr'd PSD (dBm/1MHz)	PSD Limit (dBm/1MHz)	PSD Margin (dB)
Low	5180	5.487	5.587	8.548	11.00	-2.452
Mid	5200	5.438	5.306	8.383	11.00	-2.617
High	5240	5.357	5.379	8.378	11.00	-2.622

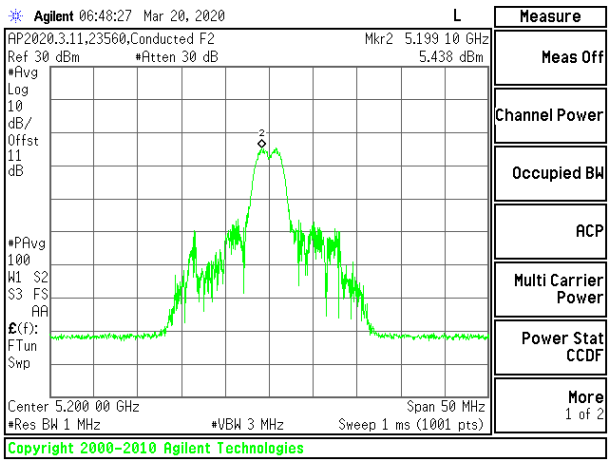

MID CHANNEL [ANT 6]

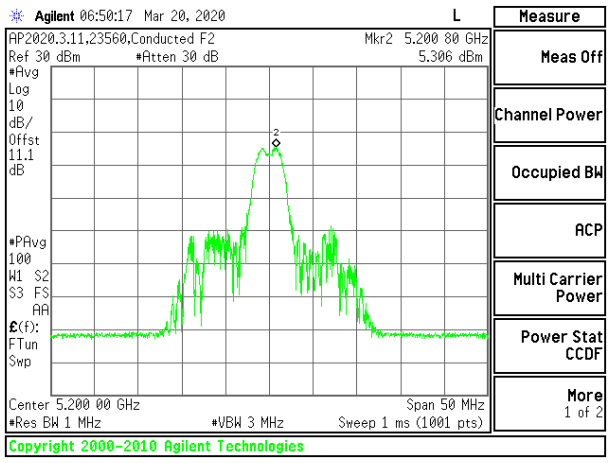

MID CHANNEL [ANT 5]

UL VERIFICATION SERVICES INC.
47173 Benicia Street, Fremont, CA 94538; USA TEL:(510) 319-4000 FAX:(510) 661-0888

This report shall not be reproduced except in full, without the written approval of UL Verification Services Inc.

2TX ANT 6 + ANT 5 OFDMA MODE (FCC) MOBILE: 26 Tones, RU Index 8

Test Engineer:	44353
Test Date:	08/05/2020

Antenna Gain and Limits

Channel	Frequency (MHz)	Directional Gain for Power (dBi)	Directional Gain for PSD (dBi)	Power Limit (dBm)	PSD Limit (dBm/1MHz)
Low	5180	-0.91	1.98	24.00	11.00
Mid	5200	-0.91	1.98	24.00	11.00
High	5240	-0.91	1.98	24.00	11.00

Duty Cycle CF (dB)	0.00	**Included in Calculations of Corr'd PSD**

Output Power Results

Channel	Frequency (MHz)	Antenna 6 Meas Power (dBm)	Antenna 5 Meas Power (dBm)	Total Corr'd Power (dBm)	Power Limit (dBm)	Power Margin (dB)
Low	5180	8.73	8.70	11.73	24.00	-12.27
Mid	5200	8.64	8.60	11.63	24.00	-12.37
High	5240	8.71	8.65	11.69	24.00	-12.31

PSD Results

Channel	Frequency (MHz)	Antenna 6 Meas PSD (dBm/1MHz)	Antenna 5 Meas PSD (dBm/1MHz)	Total Corr'd PSD (dBm/1MHz)	PSD Limit (dBm/1MHz)	PSD Margin (dB)
Low	5180	6.656	6.588	9.632	11.00	-1.368
Mid	5200	6.335	6.152	9.255	11.00	-1.745
High	5240	6.602	6.367	9.496	11.00	-1.504

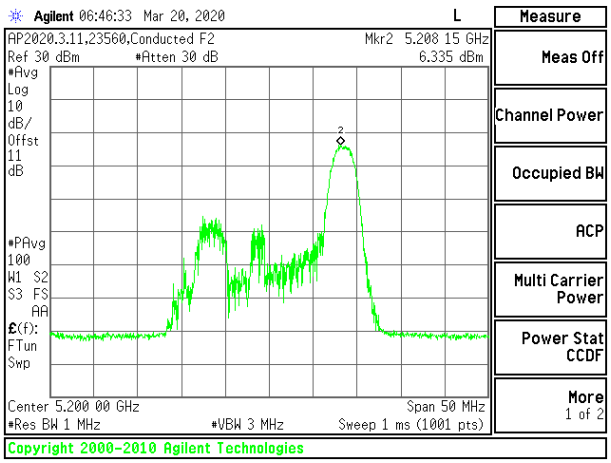

MID CHANNEL [ANT 6]

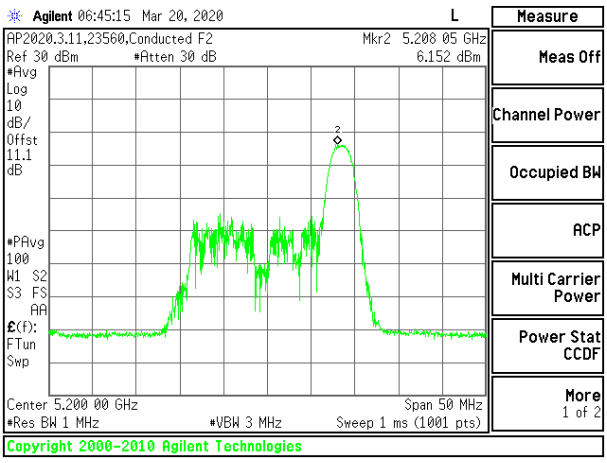

MID CHANNEL [ANT 5]

UL VERIFICATION SERVICES INC.
47173 Benicia Street, Fremont, CA 94538; USA TEL:(510) 319-4000 FAX:(510) 661-0888

This report shall not be reproduced except in full, without the written approval of UL Verification Services Inc.

2TX ANT 6 + ANT 5 OFDMA MODE (FCC) MOBILE: 242 Tones, RU Index 61

Test Engineer:	44353
Test Date:	08/05/2020

Antenna Gain and Limits

Channel	Frequency (MHz)	Directional Gain for Power (dBi)	Directional Gain for PSD (dBi)	Power Limit (dBm)	PSD Limit (dBm/1MHz)
Low	5180	-0.91	1.98	24.00	11.00
Mid	5200	-0.91	1.98	24.00	11.00
High	5240	-0.91	1.98	24.00	11.00

Duty Cycle CF (dB)	0.00	**Included in Calculations of Corr'd PSD**

Output Power Results

Channel	Frequency (MHz)	Antenna 6 Meas Power (dBm)	Antenna 5 Meas Power (dBm)	Total Corr'd Power (dBm)	Power Limit (dBm)	Power Margin (dB)
Low	5180	16.73	16.69	19.72	24.00	-4.28
Mid	5200	16.67	16.64	19.67	24.00	-4.33
High	5240	16.72	16.71	19.73	24.00	-4.27

PSD Results

Channel	Frequency (MHz)	Antenna 6 Meas PSD (dBm/1MHz)	Antenna 5 Meas PSD (dBm/1MHz)	Total Corr'd PSD (dBm/1MHz)	PSD Limit (dBm/1MHz)	PSD Margin (dB)
Low	5180	6.484	6.698	9.603	11.00	-1.397
Mid	5200	6.664	6.790	9.738	11.00	-1.262
High	5240	6.987	6.736	9.874	11.00	-1.126

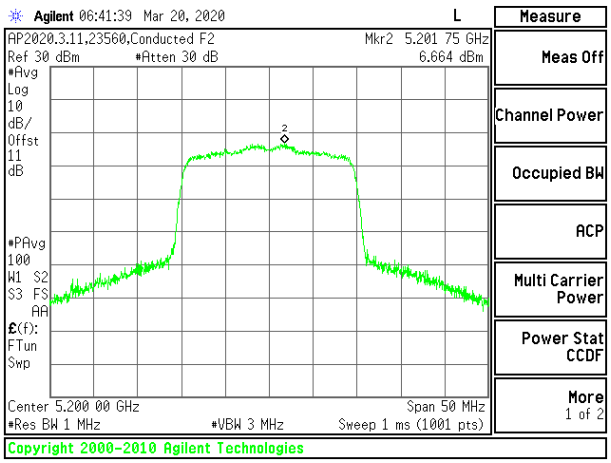

MID CHANNEL [ANT 6]

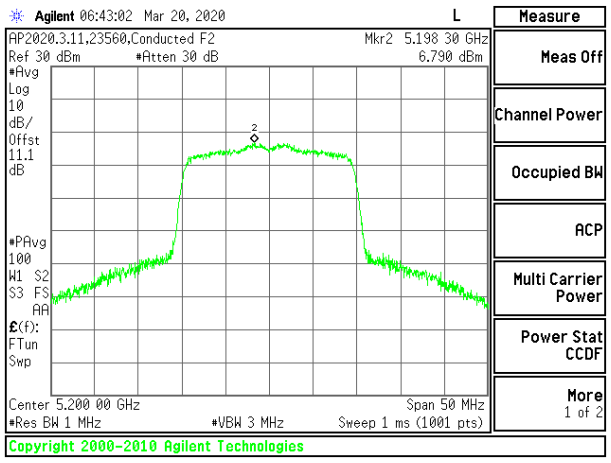

MID CHANNEL [ANT 5]

UL VERIFICATION SERVICES INC.
47173 Benicia Street, Fremont, CA 94538; USA TEL:(510) 319-4000 FAX:(510) 661-0888

This report shall not be reproduced except in full, without the written approval of UL Verification Services Inc.

9.4.5. 802.11ax HE40 MODE IN THE 5.2 GHz BAND

1TX ANT 6 MODE (FCC) MOBILE: 26 Tones, RU Index 0

Test Engineer:	12485 GA
Test Date:	08/04/2020

Antenna Gain and Limits

Channel	Frequency (MHz)	Directional Gain for Power (dBi)	Power Limit (dBm)	PSD Limit (dBm/1MHz)
Low	5190	0.30	24.00	11.00
High	5230	0.30	24.00	11.00

Duty Cycle CF (dB)	0.00	**Included in Calculations of Corr'd PSD**

Output Power Results

Channel	Frequency (MHz)	Antenna 6 Meas Power (dBm)	Total Corr'd Power (dBm)	Power Limit (dBm)	Power Margin (dB)
Low	5190	11.71	11.71	24.00	-12.29
High	5230	11.68	11.68	24.00	-12.32

PSD Results

Channel	Frequency (MHz)	Antenna 6 Meas PSD (dBm/1MHz)	Total Corr'd PSD (dBm/1MHz)	PSD Limit (dBm/1MHz)	PSD Margin (dB)
Low	5190	9.226	9.226	11.00	-1.774
High	5230	9.172	9.172	11.00	-1.828

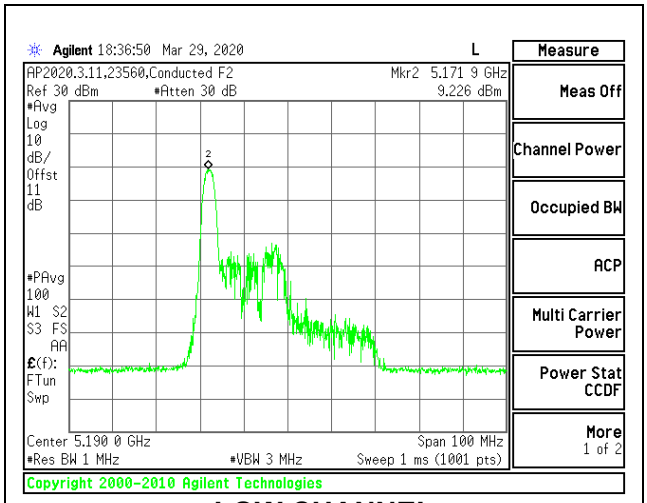

LOW CHANNEL

UL VERIFICATION SERVICES INC.
47173 Benicia Street, Fremont, CA 94538; USA TEL:(510) 319-4000 FAX:(510) 661-0888

This report shall not be reproduced except in full, without the written approval of UL Verification Services Inc.

1TX ANT 6 MODE (FCC) MOBILE: 26 Tones, RU Index 8

Test Engineer:	12485 GA
Test Date:	08/04/2020

Antenna Gain and Limits

Channel	Frequency (MHz)	Directional Gain for Power (dBi)	Power Limit (dBm)	PSD Limit (dBm/1MHz)
Low	5190	0.30	24.00	11.00
High	5230	0.30	24.00	11.00

Duty Cycle CF (dB)	0.00	**Included in Calculations of Corr'd PSD**

Output Power Results

Channel	Frequency (MHz)	Antenna 6 Meas Power (dBm)	Total Corr'd Power (dBm)	Power Limit (dBm)	Power Margin (dB)
Low	5190	11.68	11.68	24.00	-12.32
High	5230	11.65	11.65	24.00	-12.35

PSD Results

Channel	Frequency (MHz)	Antenna 6 Meas PSD (dBm/1MHz)	Total Corr'd PSD (dBm/1MHz)	PSD Limit (dBm/1MHz)	PSD Margin (dB)
Low	5190	9.332	9.332	11.00	-1.668
High	5230	9.228	9.228	11.00	-1.772

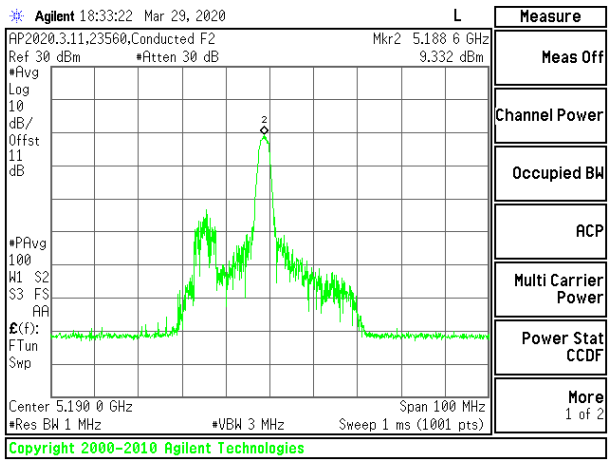

LOW CHANNEL

UL VERIFICATION SERVICES INC.
47173 Benicia Street, Fremont, CA 94538; USA TEL:(510) 319-4000 FAX:(510) 661-0888

This report shall not be reproduced except in full, without the written approval of UL Verification Services Inc.

1TX ANT 6 MODE (FCC) MOBILE: 26 Tones, RU Index 17

Test Engineer:	12485 GA
Test Date:	08/04/2020

Antenna Gain and Limits

Channel	Frequency (MHz)	Directional Gain for Power (dBi)	Power Limit (dBm)	PSD Limit (dBm/1MHz)
Low	5190	0.30	24.00	11.00
High	5230	0.30	24.00	11.00

Duty Cycle CF (dB)	0.00	**Included in Calculations of Corr'd PSD**

Output Power Results

Channel	Frequency (MHz)	Antenna 6 Meas Power (dBm)	Total Corr'd Power (dBm)	Power Limit (dBm)	Power Margin (dB)
Low	5190	11.69	11.69	24.00	-12.31
High	5230	11.70	11.70	24.00	-12.30

PSD Results

Channel	Frequency (MHz)	Antenna 6 Meas PSD (dBm/1MHz)	Total Corr'd PSD (dBm/1MHz)	PSD Limit (dBm/1MHz)	PSD Margin (dB)
Low	5190	9.419	9.419	11.00	-1.581
High	5230	9.050	9.050	11.00	-1.950

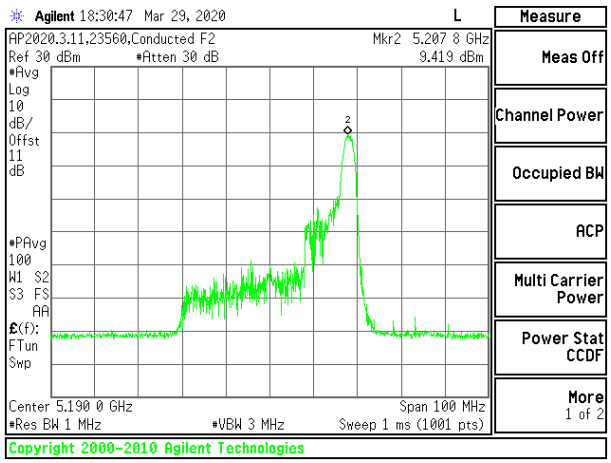

LOW CHANNEL

UL VERIFICATION SERVICES INC.
47173 Benicia Street, Fremont, CA 94538; USA TEL:(510) 319-4000 FAX:(510) 661-0888

This report shall not be reproduced except in full, without the written approval of UL Verification Services Inc.

1TX ANT 6 MODE (FCC) MOBILE: 484 Tones, RU Index 65

Test Engineer:	12485 GA
Test Date:	08/04/2020

Antenna Gain and Limits

Channel	Frequency (MHz)	Directional Gain for Power (dBi)	Power Limit (dBm)	PSD Limit (dBm/1MHz)
Low	5190	0.30	24.00	11.00
High	5230	0.30	24.00	11.00

Duty Cycle CF (dB)	0.00	**Included in Calculations of Corr'd PSD**

Output Power Results

Channel	Frequency (MHz)	Antenna 6 Meas Power (dBm)	Total Corr'd Power (dBm)	Power Limit (dBm)	Power Margin (dB)
Low	5190	15.63	15.63	24.00	-8.37
High	5230	18.24	18.24	24.00	-5.76

PSD Results

Channel	Frequency (MHz)	Antenna 6 Meas PSD (dBm/1MHz)	Total Corr'd PSD (dBm/1MHz)	PSD Limit (dBm/1MHz)	PSD Margin (dB)
Low	5190	3.049	3.049	11.00	-7.951
High	5230	8.178	8.178	11.00	-2.822

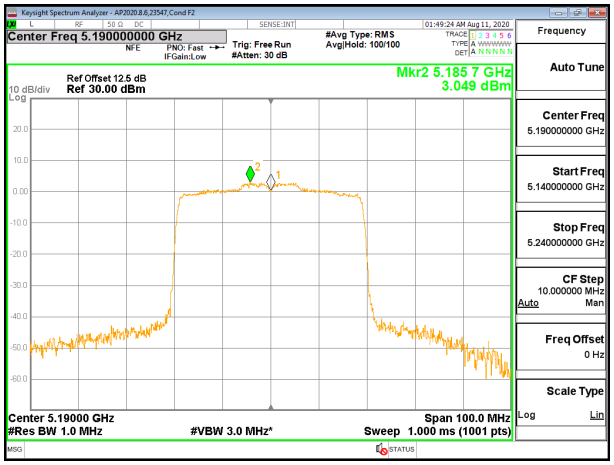

LOW CHANNEL

NOTE: 5230MHz tested at higher power

UL VERIFICATION SERVICES INC.
47173 Benicia Street, Fremont, CA 94538; USA TEL:(510) 319-4000 FAX:(510) 661-0888

This report shall not be reproduced except in full, without the written approval of UL Verification Services Inc.

1TX ANT 5 MODE (FCC) MOBILE: 26 Tones, RU Index 0

Test Engineer:	12485 GA
Test Date:	08/04/2020

Antenna Gain and Limits

Channel	Frequency (MHz)	Directional Gain for Power (dBi)	Power Limit (dBm)	PSD Limit (dBm/1MHz)
Low	5190	-2.60	24.00	11.00
High	5230	-2.60	24.00	11.00

Duty Cycle CF (dB)	0.00	**Included in Calculations of Corr'd PSD**

Output Power Results

Channel	Frequency (MHz)	Antenna 5 Meas Power (dBm)	Total Corr'd Power (dBm)	Power Limit (dBm)	Power Margin (dB)
Low	5190	11.69	11.69	24.00	-12.31
High	5230	11.70	11.70	24.00	-12.30

PSD Results

Channel	Frequency (MHz)	Antenna 5 Meas PSD (dBm/1MHz)	Total Corr'd PSD (dBm/1MHz)	PSD Limit (dBm/1MHz)	PSD Margin (dB)
Low	5190	9.308	9.308	11.00	-1.692
High	5230	9.336	9.336	11.00	-1.664

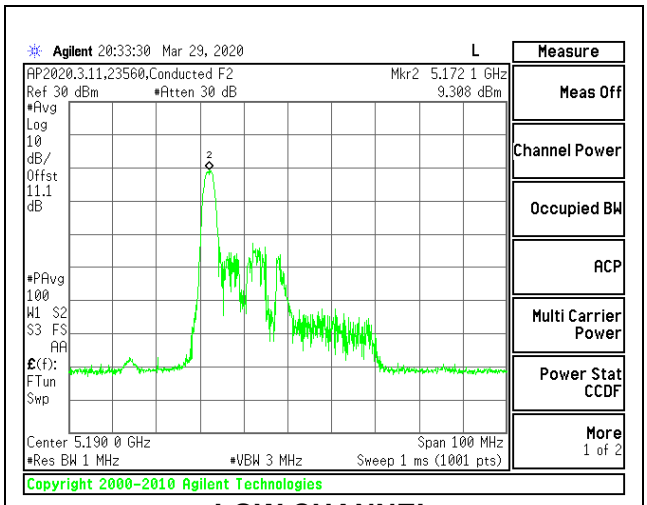

LOW CHANNEL

UL VERIFICATION SERVICES INC.
47173 Benicia Street, Fremont, CA 94538; USA TEL:(510) 319-4000 FAX:(510) 661-0888

This report shall not be reproduced except in full, without the written approval of UL Verification Services Inc.

1TX ANT 5 MODE (FCC) MOBILE: 26 Tones, RU Index 8

Test Engineer:	12485 GA
Test Date:	08/04/2020

Antenna Gain and Limits

Channel	Frequency (MHz)	Directional Gain for Power (dBi)	Power Limit (dBm)	PSD Limit (dBm/1MHz)
Low	5190	-2.60	24.00	11.00
High	5230	-2.60	24.00	11.00

Duty Cycle CF (dB)	0.00	**Included in Calculations of Corr'd PSD**

Output Power Results

Channel	Frequency (MHz)	Antenna 5 Meas Power (dBm)	Total Corr'd Power (dBm)	Power Limit (dBm)	Power Margin (dB)
Low	5190	11.70	11.70	24.00	-12.30
High	5230	11.72	11.72	24.00	-12.28

PSD Results

Channel	Frequency (MHz)	Antenna 5 Meas PSD (dBm/1MHz)	Total Corr'd PSD (dBm/1MHz)	PSD Limit (dBm/1MHz)	PSD Margin (dB)
Low	5190	9.200	9.200	11.00	-1.800
High	5230	9.326	9.326	11.00	-1.674

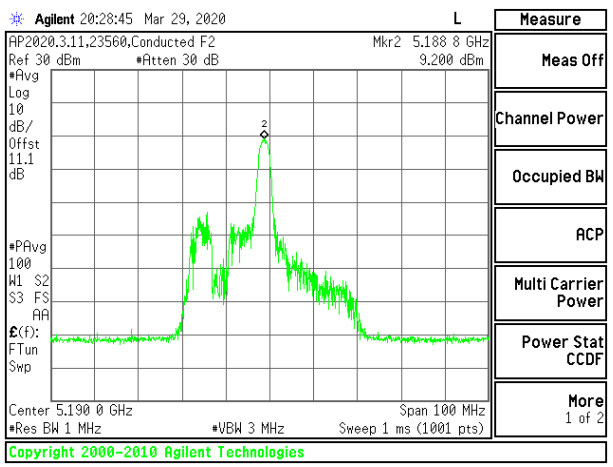

LOW CHANNEL

UL VERIFICATION SERVICES INC.
47173 Benicia Street, Fremont, CA 94538; USA TEL:(510) 319-4000 FAX:(510) 661-0888

This report shall not be reproduced except in full, without the written approval of UL Verification Services Inc.

1TX ANT 5 MODE (FCC) MOBILE: 26 Tones, RU Index 17

Test Engineer:	12485 GA
Test Date:	08/04/2020

Antenna Gain and Limits

Channel	Frequency (MHz)	Directional Gain for Power (dBi)	Power Limit (dBm)	PSD Limit (dBm/1MHz)
Low	5190	-2.60	24.00	11.00
High	5230	-2.60	24.00	11.00

Duty Cycle CF (dB)	0.00	**Included in Calculations of Corr'd PSD**

Output Power Results

Channel	Frequency (MHz)	Antenna 5 Meas Power (dBm)	Total Corr'd Power (dBm)	Power Limit (dBm)	Power Margin (dB)
Low	5190	11.73	11.73	24.00	-12.27
High	5230	11.68	11.68	24.00	-12.32

PSD Results

Channel	Frequency (MHz)	Antenna 5 Meas PSD (dBm/1MHz)	Total Corr'd PSD (dBm/1MHz)	PSD Limit (dBm/1MHz)	PSD Margin (dB)
Low	5190	9.410	9.410	11.00	-1.590
High	5230	9.375	9.375	11.00	-1.625

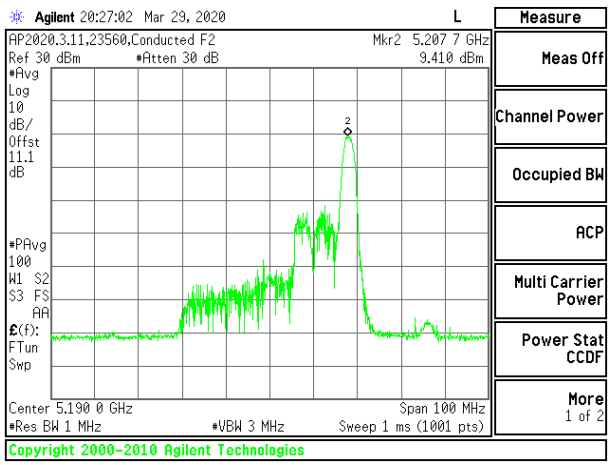

LOW CHANNEL

UL VERIFICATION SERVICES INC.
47173 Benicia Street, Fremont, CA 94538; USA TEL:(510) 319-4000 FAX:(510) 661-0888

This report shall not be reproduced except in full, without the written approval of UL Verification Services Inc.

1TX ANT 5 MODE (FCC) MOBILE: 484 Tones, RU Index 65

Test Engineer:	12485 GA
Test Date:	08/05/2020

Antenna Gain and Limits

Channel	Frequency (MHz)	Directional Gain for Power (dBi)	Power Limit (dBm)	PSD Limit (dBm/1MHz)
Low	5190	-2.60	24.00	11.00
High	5230	-2.60	24.00	11.00

Duty Cycle CF (dB)	0.00	**Included in Calculations of Corr'd PSD**

Output Power Results

Channel	Frequency (MHz)	Antenna 5 Meas Power (dBm)	Total Corr'd Power (dBm)	Power Limit (dBm)	Power Margin (dB)
Low	5190	15.65	15.65	24.00	-8.35
High	5230	20.77	20.77	24.00	-3.23

PSD Results

Channel	Frequency (MHz)	Antenna 5 Meas PSD (dBm/1MHz)	Total Corr'd PSD (dBm/1MHz)	PSD Limit (dBm/1MHz)	PSD Margin (dB)
Low	5190	2.918	2.918	11.00	-8.082
High	5230	8.302	8.302	11.00	-2.698

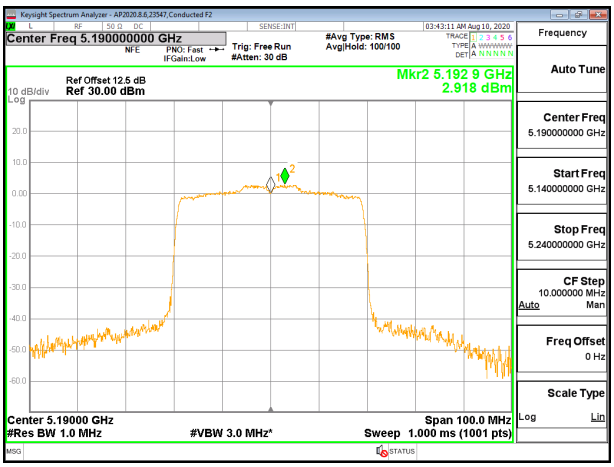

LOW CHANNEL

UL VERIFICATION SERVICES INC.
47173 Benicia Street, Fremont, CA 94538; USA TEL:(510) 319-4000 FAX:(510) 661-0888

This report shall not be reproduced except in full, without the written approval of UL Verification Services Inc.

2TX ANT 6 + ANT 5 OFDMA MODE (FCC) MOBILE: 26 Tones, RU Index 0

Test Engineer:	44353
Test Date:	08/05/2020

Antenna Gain and Limits

Channel	Frequency (MHz)	Directional Gain for Power (dBi)	Directional Gain for PSD (dBi)	Power Limit (dBm)	PSD Limit (dBm/1MHz)
Low	5190	-0.91	1.98	24.00	11.00
High	5230	-0.91	1.98	24.00	11.00

Duty Cycle CF (dB)	0.00	**Included in Calculations of Corr'd PSD**

Output Power Results

Channel	Frequency (MHz)	Antenna 6 Meas Power (dBm)	Antenna 5 Meas Power (dBm)	Total Corr'd Power (dBm)	Power Limit (dBm)	Power Margin (dB)
Low	5190	8.71	8.69	11.71	24.00	-12.29
High	5230	8.75	8.66	11.72	24.00	-12.28

PSD Results

Channel	Frequency (MHz)	Antenna 6 Meas PSD (dBm/1MHz)	Antenna 5 Meas PSD (dBm/1MHz)	Total Corr'd PSD (dBm/1MHz)	PSD Limit (dBm/1MHz)	PSD Margin (dB)
Low	5190	6.484	6.431	9.468	11.00	-1.532
High	5230	6.593	6.613	9.613	11.00	-1.387

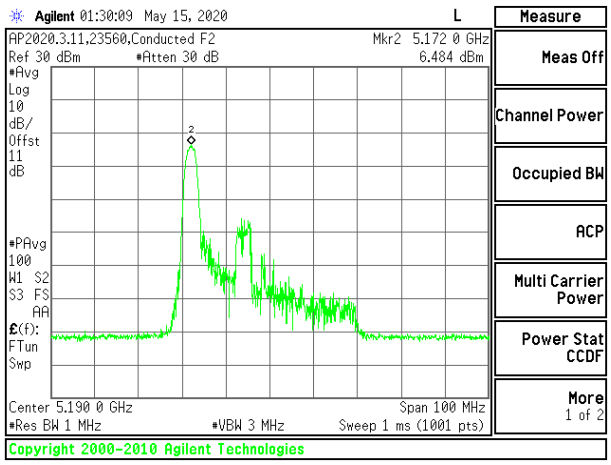

LOW CHANNEL [ANT 6]

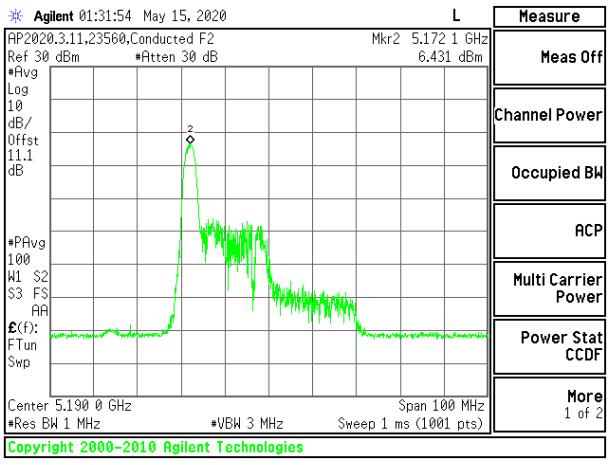

LOW CHANNEL [ANT 5]

UL VERIFICATION SERVICES INC.
47173 Benicia Street, Fremont, CA 94538; USA TEL:(510) 319-4000 FAX:(510) 661-0888

This report shall not be reproduced except in full, without the written approval of UL Verification Services Inc.

2TX ANT 6 + ANT 5 OFDMA MODE (FCC) MOBILE: 26 Tones, RU Index 8

Test Engineer:	44353
Test Date:	08/05/2020

Antenna Gain and Limits

Channel	Frequency (MHz)	Directional Gain for Power (dBi)	Directional Gain for PSD (dBi)	Power Limit (dBm)	PSD Limit (dBm/1MHz)
Low	5190	-0.91	1.98	24.00	11.00
High	5230	-0.91	1.98	24.00	11.00

Duty Cycle CF (dB)	0.00	**Included in Calculations of Corr'd PSD**

Output Power Results

Channel	Frequency (MHz)	Antenna 6 Meas Power (dBm)	Antenna 5 Meas Power (dBm)	Total Corr'd Power (dBm)	Power Limit (dBm)	Power Margin (dB)
Low	5190	8.67	8.71	11.70	24.00	-12.30
High	5230	8.68	8.70	11.70	24.00	-12.30

PSD Results

Channel	Frequency (MHz)	Antenna 6 Meas PSD (dBm/1MHz)	Antenna 5 Meas PSD (dBm/1MHz)	Total Corr'd PSD (dBm/1MHz)	PSD Limit (dBm/1MHz)	PSD Margin (dB)
Low	5190	5.824	5.980	8.913	11.00	-2.087
High	5230	5.840	5.902	8.881	11.00	-2.119

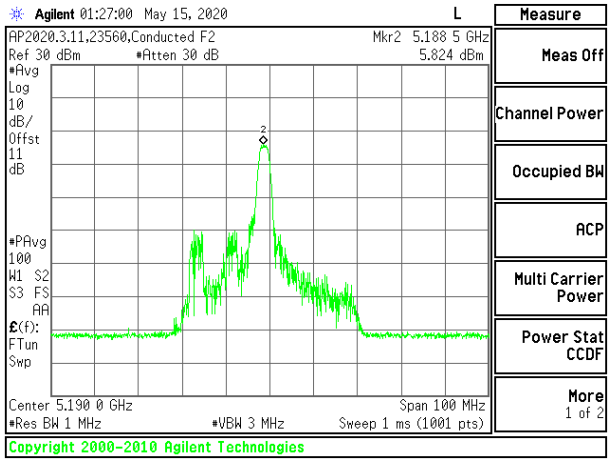

LOW CHANNEL [ANT 6]

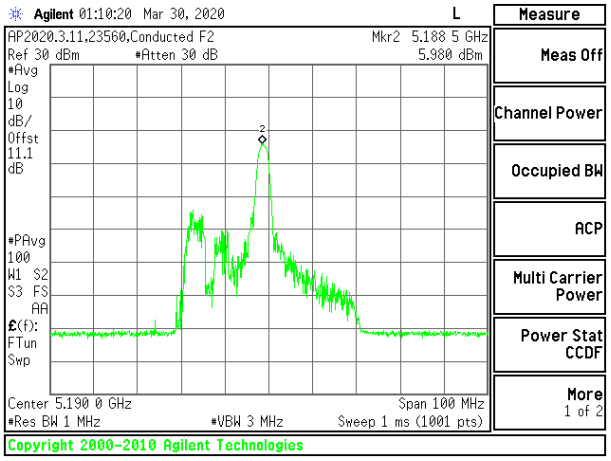

LOW CHANNEL [ANT 5]

UL VERIFICATION SERVICES INC.
47173 Benicia Street, Fremont, CA 94538; USA TEL:(510) 319-4000 FAX:(510) 661-0888

This report shall not be reproduced except in full, without the written approval of UL Verification Services Inc.

2TX ANT 6 + ANT 5 OFDMA MODE (FCC) MOBILE: 26 Tones, RU Index 17

Test Engineer:	44353
Test Date:	08/05/2020

Antenna Gain and Limits

Channel	Frequency (MHz)	Directional Gain for Power (dBi)	Directional Gain for PSD (dBi)	Power Limit (dBm)	PSD Limit (dBm/1MHz)
Low	5190	-0.91	1.98	24.00	11.00
High	5230	-0.91	1.98	24.00	11.00

Duty Cycle CF (dB)	0.00	**Included in Calculations of Corr'd PSD**

Output Power Results

Channel	Frequency (MHz)	Antenna 6 Meas Power (dBm)	Antenna 5 Meas Power (dBm)	Total Corr'd Power (dBm)	Power Limit (dBm)	Power Margin (dB)
Low	5190	8.70	8.67	11.70	24.00	-12.30
High	5230	8.62	8.65	11.65	24.00	-12.35

PSD Results

Channel	Frequency (MHz)	Antenna 6 Meas PSD (dBm/1MHz)	Antenna 5 Meas PSD (dBm/1MHz)	Total Corr'd PSD (dBm/1MHz)	PSD Limit (dBm/1MHz)	PSD Margin (dB)
Low	5190	6.550	6.648	9.610	11.00	-1.390
High	5230	6.305	6.375	9.350	11.00	-1.650

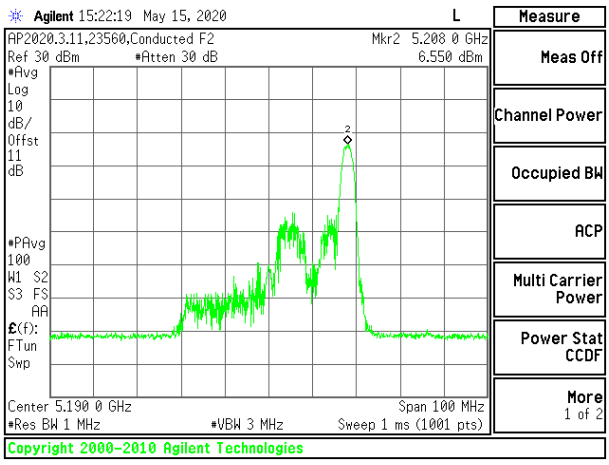

LOW CHANNEL [ANT 6]

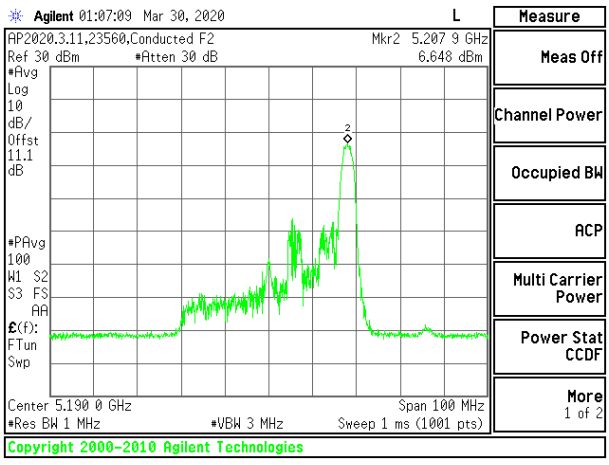

LOW CHANNEL [ANT 5]

UL VERIFICATION SERVICES INC.
47173 Benicia Street, Fremont, CA 94538; USA TEL:(510) 319-4000 FAX:(510) 661-0888

This report shall not be reproduced except in full, without the written approval of UL Verification Services Inc.

2TX ANT 6 + ANT 5 OFDMA MODE (FCC) MOBILE: 484 Tones, RU Index 65

Test Engineer:	44353
Test Date:	08/05/2020

Antenna Gain and Limits

Channel	Frequency (MHz)	Directional Gain for Power (dBi)	Directional Gain for PSD (dBi)	Power Limit (dBm)	PSD Limit (dBm/1MHz)
Low	5190	-0.91	1.98	24.00	11.00
High	5230	-0.91	1.98	24.00	11.00

Duty Cycle CF (dB)	0.00	**Included in Calculations of Corr'd PSD**

Output Power Results

Channel	Frequency (MHz)	Antenna 6 Meas Power (dBm)	Antenna 5 Meas Power (dBm)	Total Corr'd Power (dBm)	Power Limit (dBm)	Power Margin (dB)
Low	5190	15.21	15.17	18.20	24.00	-5.80
High	5230	18.20	19.68	22.01	24.00	-1.99

PSD Results

Channel	Frequency (MHz)	Antenna 6 Meas PSD (dBm/1MHz)	Antenna 5 Meas PSD (dBm/1MHz)	Total Corr'd PSD (dBm/1MHz)	PSD Limit (dBm/1MHz)	PSD Margin (dB)
Low	5190	2.386	2.459	5.433	11.00	-5.567
High	5230	6.993	6.768	9.892	11.00	-1.108

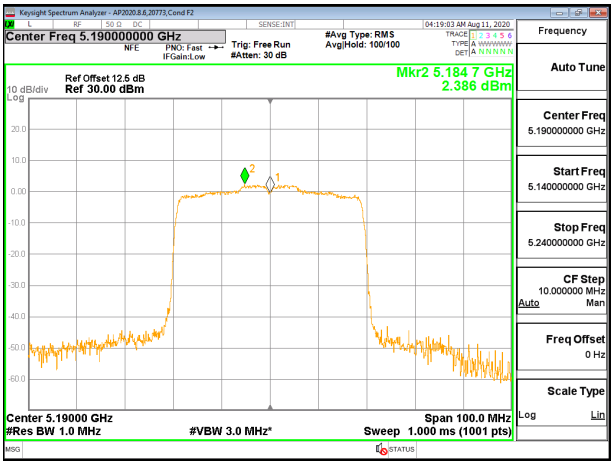

LOW CHANNEL [ANT 6]

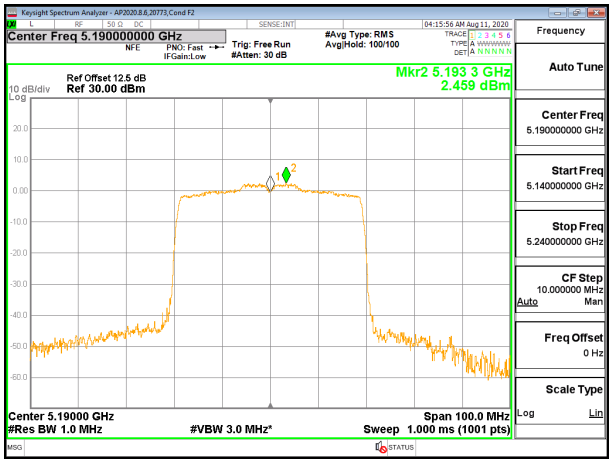

LOW CHANNEL [ANT 5]

UL VERIFICATION SERVICES INC.
47173 Benicia Street, Fremont, CA 94538; USA TEL:(510) 319-4000 FAX:(510) 661-0888

This report shall not be reproduced except in full, without the written approval of UL Verification Services Inc.

9.4.6. 802.11ax HE80 MODE IN THE 5.2 GHz BAND

1TX ANT 6 MODE (FCC) MOBILE: 26 Tones, RU Index 0

Test Engineer:	12485 GA
Test Date:	08/04/2020

Antenna Gain and Limits

Channel	Frequency (MHz)	Directional Gain for Power (dBi)	Power Limit (dBm)	PSD Limit (dBm/1MHz)
Mid	5210	0.30	24.00	11.00

Duty Cycle CF (dB)	0.00	**Included in Calculations of Corr'd PSD**

Output Power Results

Channel	Frequency (MHz)	Antenna 6 Meas Power (dBm)	Total Corr'd Power (dBm)	Power Limit (dBm)	Power Margin (dB)
Mid	5210	11.70	11.70	24.00	-12.30

PSD Results

Channel	Frequency (MHz)	Antenna 6 Meas PSD (dBm/1MHz)	Total Corr'd PSD (dBm/1MHz)	PSD Limit (dBm/1MHz)	PSD Margin (dB)
Mid	5210	9.664	9.664	11.00	-1.336

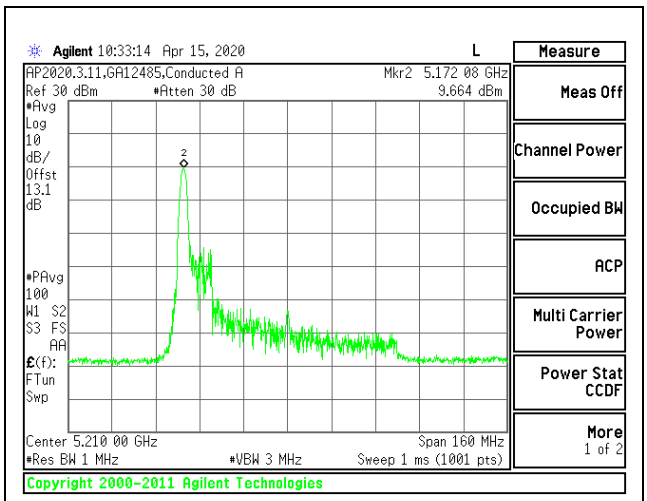

MID CHANNEL

UL VERIFICATION SERVICES INC.
47173 Benicia Street, Fremont, CA 94538; USA TEL:(510) 319-4000 FAX:(510) 661-0888

This report shall not be reproduced except in full, without the written approval of UL Verification Services Inc.

1TX ANT 6 MODE (FCC) MOBILE: 26 Tones, RU Index 18

Test Engineer:	12485 GA
Test Date:	08/04/2020

Antenna Gain and Limits

Channel	Frequency (MHz)	Directional Gain for Power (dBi)	Power Limit (dBm)	PSD Limit (dBm/1MHz)
Mid	5210	0.30	24.00	11.00

Duty Cycle CF (dB)	0.00	**Included in Calculations of Corr'd PSD**

Output Power Results

Channel	Frequency (MHz)	Antenna 6 Meas Power (dBm)	Total Corr'd Power (dBm)	Power Limit (dBm)	Power Margin (dB)
Mid	5210	11.73	11.73	24.00	-12.27

PSD Results

Channel	Frequency (MHz)	Antenna 6 Meas PSD (dBm/1MHz)	Total Corr'd PSD (dBm/1MHz)	PSD Limit (dBm/1MHz)	PSD Margin (dB)
Mid	5210	7.877	7.877	11.00	-3.123

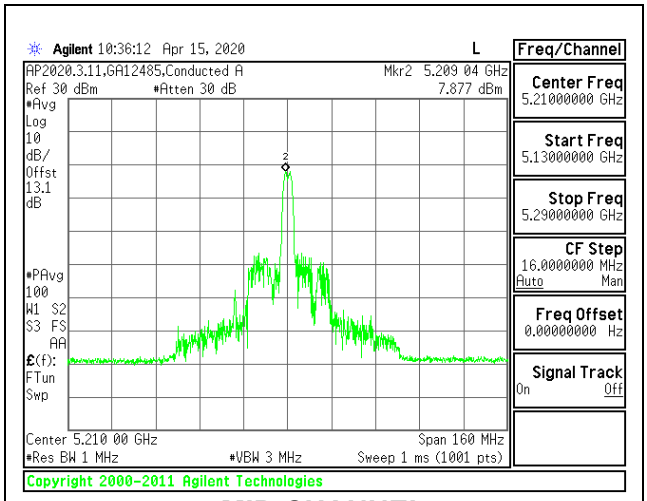

MID CHANNEL

UL VERIFICATION SERVICES INC.
47173 Benicia Street, Fremont, CA 94538; USA TEL:(510) 319-4000 FAX:(510) 661-0888

This report shall not be reproduced except in full, without the written approval of UL Verification Services Inc.

1TX ANT 6 MODE (FCC) MOBILE: 26 Tones, RU Index 36

Test Engineer:	12485 GA
Test Date:	08/04/2020

Antenna Gain and Limits

Channel	Frequency (MHz)	Directional Gain for Power (dBi)	Power Limit (dBm)	PSD Limit (dBm/1MHz)
Mid	5210	1.00	24.00	11.00

Duty Cycle CF (dB)	0.00	**Included in Calculations of Corr'd PSD**

Output Power Results

Channel	Frequency (MHz)	Antenna 6 Meas Power (dBm)	Total Corr'd Power (dBm)	Power Limit (dBm)	Power Margin (dB)
Mid	5210	11.71	11.71	24.00	-12.29

PSD Results

Channel	Frequency (MHz)	Antenna 6 Meas PSD (dBm/1MHz)	Total Corr'd PSD (dBm/1MHz)	PSD Limit (dBm/1MHz)	PSD Margin (dB)
Mid	5210	9.486	9.486	11.00	-1.514

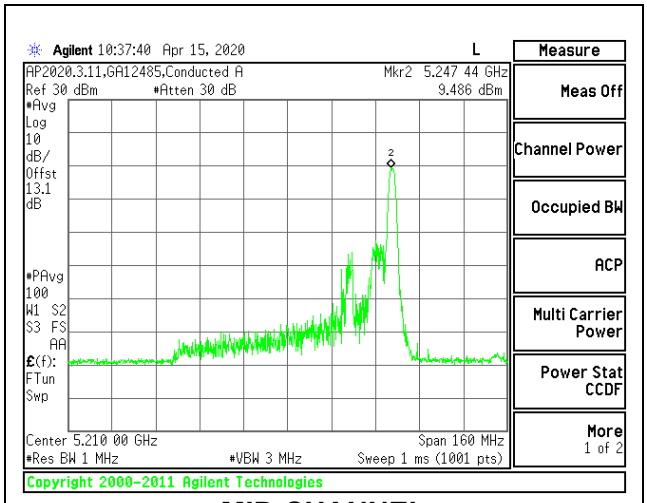

MID CHANNEL

UL VERIFICATION SERVICES INC.
47173 Benicia Street, Fremont, CA 94538; USA TEL:(510) 319-4000 FAX:(510) 661-0888

This report shall not be reproduced except in full, without the written approval of UL Verification Services Inc.

1TX ANT 6 MODE (FCC) MOBILE: 996 Tones, RU Index 67

Test Engineer:	12485 GA
Test Date:	08/04/2020

Antenna Gain and Limits

Channel	Frequency (MHz)	Directional Gain for Power (dBi)	Power Limit (dBm)	PSD Limit (dBm/1MHz)
Mid	5210	1.00	24.00	11.00

Duty Cycle CF (dB)	0.00	**Included in Calculations of Corr'd PSD**

Output Power Results

Channel	Frequency (MHz)	Antenna 6 Meas Power (dBm)	Total Corr'd Power (dBm)	Power Limit (dBm)	Power Margin (dB)
Mid	5210	15.74	15.74	24.00	-8.26

PSD Results

Channel	Frequency (MHz)	Antenna 6 Meas PSD (dBm/1MHz)	Total Corr'd PSD (dBm/1MHz)	PSD Limit (dBm/1MHz)	PSD Margin (dB)
Mid	5210	-1.054	-1.054	11.00	-12.054

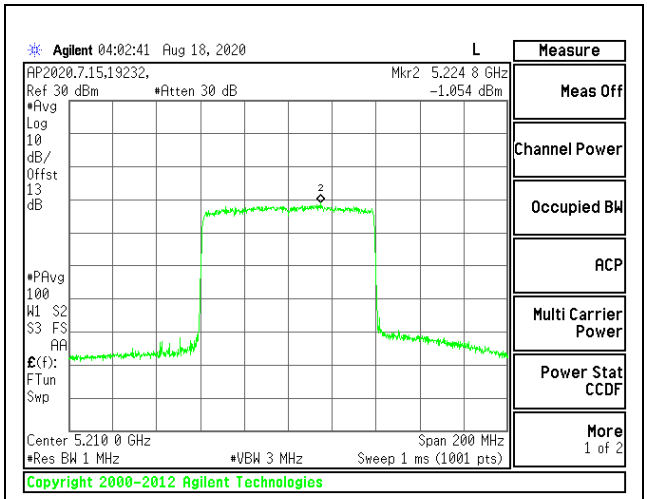

MID CHANNEL

UL VERIFICATION SERVICES INC.
47173 Benicia Street, Fremont, CA 94538; USA TEL:(510) 319-4000 FAX:(510) 661-0888

This report shall not be reproduced except in full, without the written approval of UL Verification Services Inc.

1TX ANT 5 MODE (FCC) MOBILE: 26 Tones, RU Index 0

Test Engineer:	12485 GA
Test Date:	08/04/2020

Antenna Gain and Limits

Channel	Frequency (MHz)	Directional Gain for Power (dBi)	Power Limit (dBm)	PSD Limit (dBm/1MHz)
Mid	5210	-2.60	24.00	11.00

Duty Cycle CF (dB)	0.00	**Included in Calculations of Corr'd PSD**

Output Power Results

Channel	Frequency (MHz)	Antenna 5 Meas Power (dBm)	Total Corr'd Power (dBm)	Power Limit (dBm)	Power Margin (dB)
Mid	5210	11.70	11.70	24.00	-12.30

PSD Results

Channel	Frequency (MHz)	Antenna 5 Meas PSD (dBm/1MHz)	Total Corr'd PSD (dBm/1MHz)	PSD Limit (dBm/1MHz)	PSD Margin (dB)
Mid	5210	9.330	9.330	11.00	-1.670

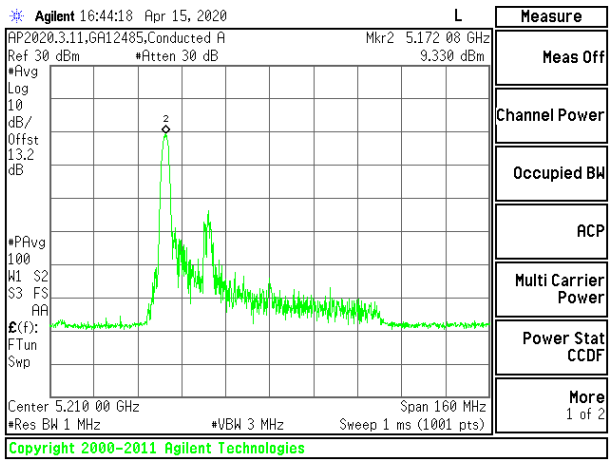

MID CHANNEL

UL VERIFICATION SERVICES INC.
47173 Benicia Street, Fremont, CA 94538; USA TEL:(510) 319-4000 FAX:(510) 661-0888

This report shall not be reproduced except in full, without the written approval of UL Verification Services Inc.

1TX ANT 5 MODE (FCC) MOBILE: 26 Tones, RU Index 18

Test Engineer:	12485 GA
Test Date:	08/04/2020

Antenna Gain and Limits

Channel	Frequency (MHz)	Directional Gain for Power (dBi)	Power Limit (dBm)	PSD Limit (dBm/1MHz)
Mid	5210	-2.60	24.00	11.00

Duty Cycle CF (dB)	0.00	**Included in Calculations of Corr'd PSD**

Output Power Results

Channel	Frequency (MHz)	Antenna 5 Meas Power (dBm)	Total Corr'd Power (dBm)	Power Limit (dBm)	Power Margin (dB)
Mid	5210	11.74	11.74	24.00	-12.26

PSD Results

Channel	Frequency (MHz)	Antenna 5 Meas PSD (dBm/1MHz)	Total Corr'd PSD (dBm/1MHz)	PSD Limit (dBm/1MHz)	PSD Margin (dB)
Mid	5210	7.945	7.945	11.00	-3.055

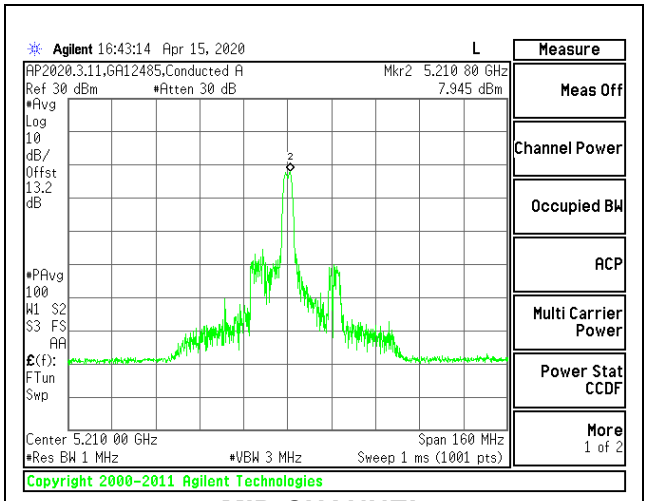

MID CHANNEL

UL VERIFICATION SERVICES INC.
47173 Benicia Street, Fremont, CA 94538; USA TEL:(510) 319-4000 FAX:(510) 661-0888

This report shall not be reproduced except in full, without the written approval of UL Verification Services Inc.

1TX ANT 5 MODE (FCC) MOBILE: 26 Tones, RU Index 36

Test Engineer:	12485 GA
Test Date:	08/04/2020

Antenna Gain and Limits

Channel	Frequency (MHz)	Directional Gain for Power (dBi)	Power Limit (dBm)	PSD Limit (dBm/1MHz)
Mid	5210	-2.60	24.00	11.00

Duty Cycle CF (dB)	0.00	**Included in Calculations of Corr'd PSD**

Output Power Results

Channel	Frequency (MHz)	Antenna 5 Meas Power (dBm)	Total Corr'd Power (dBm)	Power Limit (dBm)	Power Margin (dB)
Mid	5210	11.68	11.68	24.00	-12.32

PSD Results

Channel	Frequency (MHz)	Antenna 5 Meas PSD (dBm/1MHz)	Total Corr'd PSD (dBm/1MHz)	PSD Limit (dBm/1MHz)	PSD Margin (dB)
Mid	5210	9.380	9.380	11.00	-1.620

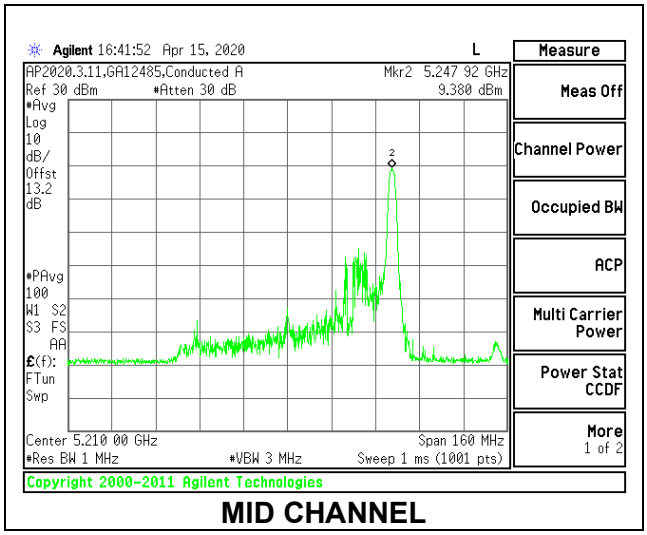

MID CHANNEL

UL VERIFICATION SERVICES INC.
47173 Benicia Street, Fremont, CA 94538; USA TEL:(510) 319-4000 FAX:(510) 661-0888

This report shall not be reproduced except in full, without the written approval of UL Verification Services Inc.

1TX ANT 5 MODE (FCC) MOBILE: 996 Tones, RU Index 67

Test Engineer:	12485 GA
Test Date:	08/04/2020

Antenna Gain and Limits

Channel	Frequency (MHz)	Directional Gain for Power (dBi)	Power Limit (dBm)	PSD Limit (dBm/1MHz)
Mid	5210	-2.60	24.00	11.00

Duty Cycle CF (dB)	0.00	**Included in Calculations of Corr'd PSD**

Output Power Results

Channel	Frequency (MHz)	Antenna 5 Meas Power (dBm)	Total Corr'd Power (dBm)	Power Limit (dBm)	Power Margin (dB)
Mid	5210	15.69	15.69	24.00	-8.31

PSD Results

Channel	Frequency (MHz)	Antenna 5 Meas PSD (dBm/1MHz)	Total Corr'd PSD (dBm/1MHz)	PSD Limit (dBm/1MHz)	PSD Margin (dB)
Mid	5210	-1.206	-1.206	11.00	-12.206

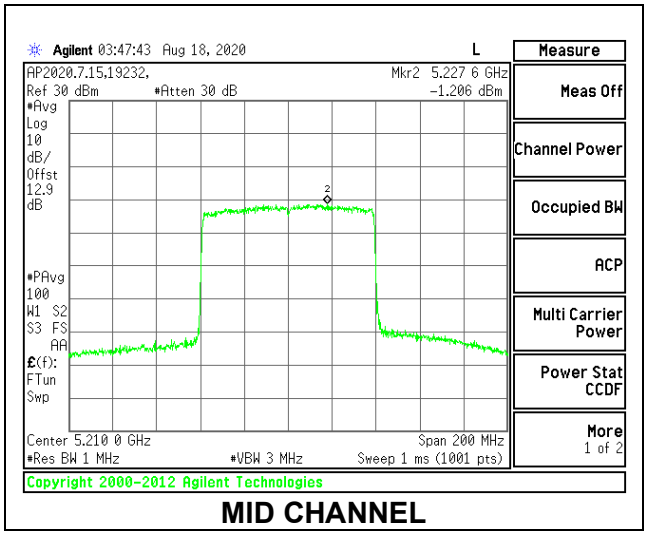

MID CHANNEL

UL VERIFICATION SERVICES INC.
47173 Benicia Street, Fremont, CA 94538; USA TEL:(510) 319-4000 FAX:(510) 661-0888

This report shall not be reproduced except in full, without the written approval of UL Verification Services Inc.

2TX ANT 6 + ANT 5 OFDMA MODE (FCC) MOBILE: 26 Tones, RU Index 0

Test Engineer:	44353
Test Date:	08/05/2020

Antenna Gain and Limits

Channel	Frequency (MHz)	Directional Gain for Power (dBi)	Directional Gain for PSD (dBi)	Power Limit (dBm)	PSD Limit (dBm/1MHz)
Low	5210	-0.91	1.98	24.00	11.00

Duty Cycle CF (dB)	0.00	**Included in Calculations of Corr'd PSD**

Output Power Results

Channel	Frequency (MHz)	Antenna 6 Meas Power (dBm)	Antenna 5 Meas Power (dBm)	Total Corr'd Power (dBm)	Power Limit (dBm)	Power Margin (dB)
Low	5210	8.65	8.61	11.64	24.00	-12.36

PSD Results

Channel	Frequency (MHz)	Antenna 6 Meas PSD (dBm/1MHz)	Antenna 5 Meas PSD (dBm/1MHz)	Total Corr'd PSD (dBm/1MHz)	PSD Limit (dBm/1MHz)	PSD Margin (dB)
Low	5210	6.546	6.421	9.494	11.00	-1.506

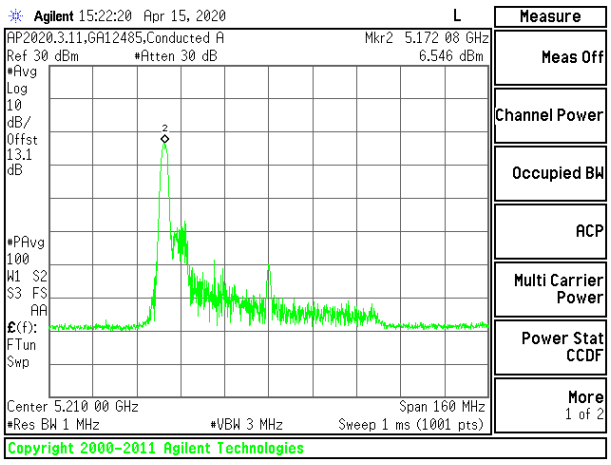

MID CHANNEL [ANT 6]

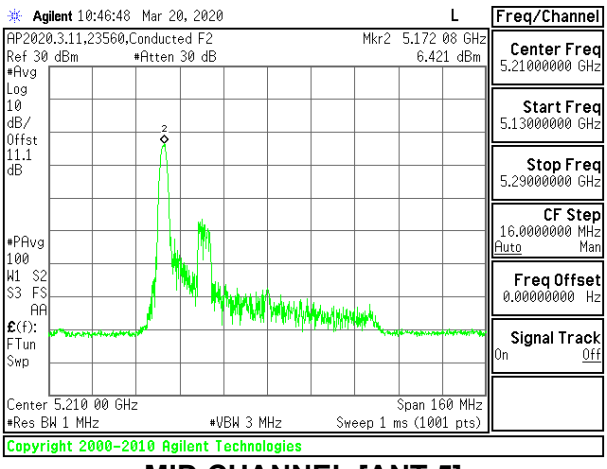

MID CHANNEL [ANT 5]

UL VERIFICATION SERVICES INC.
47173 Benicia Street, Fremont, CA 94538; USA TEL:(510) 319-4000 FAX:(510) 661-0888

This report shall not be reproduced except in full, without the written approval of UL Verification Services Inc.

2TX ANT 6 + ANT 5 OFDMA MODE (FCC) MOBILE: 26 Tones, RU Index 18

Test Engineer:	44353
Test Date:	08/05/2020

Antenna Gain and Limits

Channel	Frequency (MHz)	Directional Gain for Power (dBi)	Directional Gain for PSD (dBi)	Power Limit (dBm)	PSD Limit (dBm/1MHz)
Low	5210	-0.91	1.98	24.00	11.00

Duty Cycle CF (dB)	0.00	**Included in Calculations of Corr'd PSD**

Output Power Results

Channel	Frequency (MHz)	Antenna 6 Meas Power (dBm)	Antenna 5 Meas Power (dBm)	Total Corr'd Power (dBm)	Power Limit (dBm)	Power Margin (dB)
Low	5210	8.66	8.62	11.65	24.00	-12.35

PSD Results

Channel	Frequency (MHz)	Antenna 6 Meas PSD (dBm/1MHz)	Antenna 5 Meas PSD (dBm/1MHz)	Total Corr'd PSD (dBm/1MHz)	PSD Limit (dBm/1MHz)	PSD Margin (dB)
Low	5210	5.558	5.340	8.461	11.00	-2.539

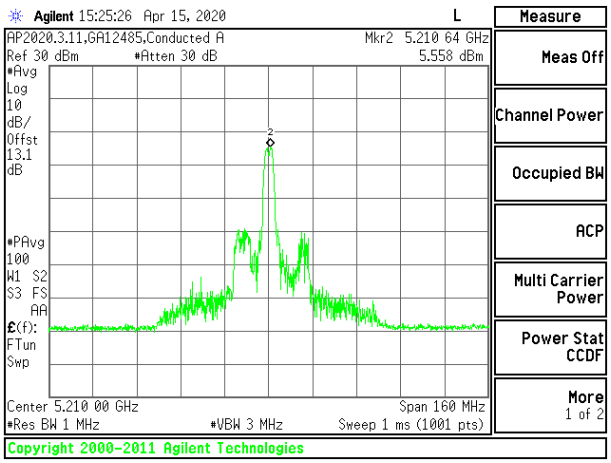

MID CHANNEL [ANT 6]

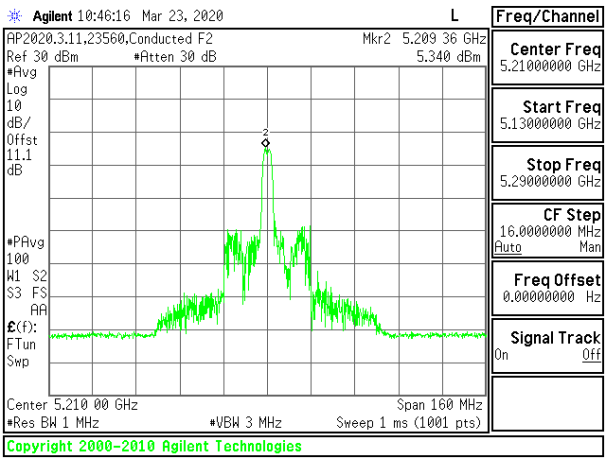

MID CHANNEL [ANT 5]

UL VERIFICATION SERVICES INC.
47173 Benicia Street, Fremont, CA 94538; USA TEL:(510) 319-4000 FAX:(510) 661-0888

This report shall not be reproduced except in full, without the written approval of UL Verification Services Inc.

2TX ANT 6 + ANT 5 OFDMA MODE (FCC) MOBILE: 26 Tones, RU Index 36

Test Engineer:	44353
Test Date:	08/05/2020

Antenna Gain and Limits

Channel	Frequency (MHz)	Directional Gain for Power (dBi)	Directional Gain for PSD (dBi)	Power Limit (dBm)	PSD Limit (dBm/1MHz)
Low	5210	-0.91	1.98	24.00	11.00

Duty Cycle CF (dB)	0.00	**Included in Calculations of Corr'd PSD**

Output Power Results

Channel	Frequency (MHz)	Antenna 6 Meas Power (dBm)	Antenna 5 Meas Power (dBm)	Total Corr'd Power (dBm)	Power Limit (dBm)	Power Margin (dB)
Low	5210	8.68	8.62	11.66	24.00	-12.34

PSD Results

Channel	Frequency (MHz)	Antenna 6 Meas PSD (dBm/1MHz)	Antenna 5 Meas PSD (dBm/1MHz)	Total Corr'd PSD (dBm/1MHz)	PSD Limit (dBm/1MHz)	PSD Margin (dB)
Low	5210	7.080	6.740	9.924	11.00	-1.076

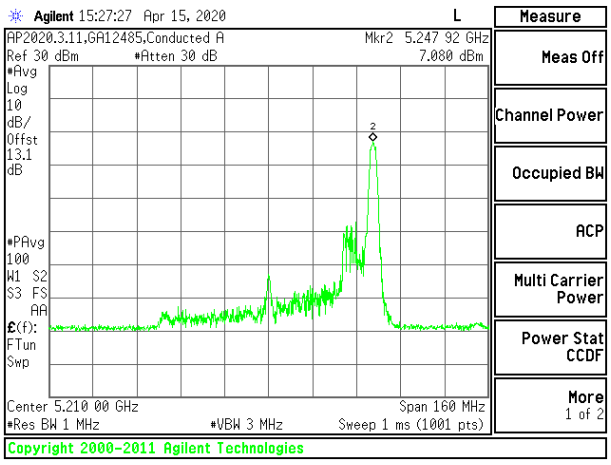

MID CHANNEL [ANT 6]

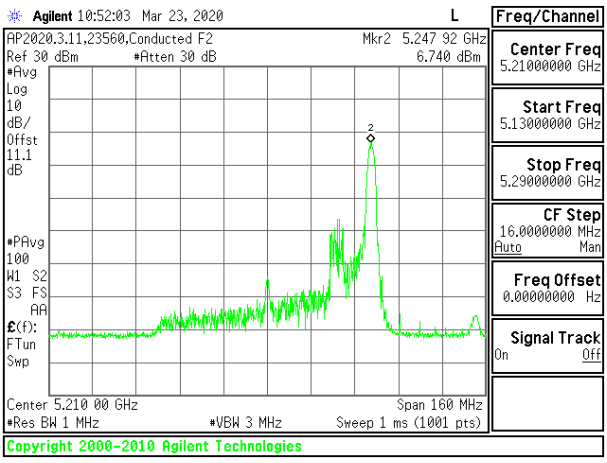

MID CHANNEL [ANT 5]

UL VERIFICATION SERVICES INC.
47173 Benicia Street, Fremont, CA 94538; USA TEL:(510) 319-4000 FAX:(510) 661-0888

This report shall not be reproduced except in full, without the written approval of UL Verification Services Inc.

2TX ANT 6 + ANT 5 OFDMA MODE (FCC) MOBILE: 996 Tones, RU Index 67

Test Engineer:	44353
Test Date:	08/05/2020

Antenna Gain and Limits

Channel	Frequency (MHz)	Directional Gain for Power (dBi)	Directional Gain for PSD (dBi)	Power Limit (dBm)	PSD Limit (dBm/1MHz)
Low	5210	-0.91	1.98	24.00	11.00

Duty Cycle CF (dB)	0.00	**Included in Calculations of Corr'd PSD**

Output Power Results

Channel	Frequency (MHz)	Antenna 6 Meas Power (dBm)	Antenna 5 Meas Power (dBm)	Total Corr'd Power (dBm)	Power Limit (dBm)	Power Margin (dB)
Low	5210	14.69	14.65	17.68	24.00	-6.32

PSD Results

Channel	Frequency (MHz)	Antenna 6 Meas PSD (dBm/1MHz)	Antenna 5 Meas PSD (dBm/1MHz)	Total Corr'd PSD (dBm/1MHz)	PSD Limit (dBm/1MHz)	PSD Margin (dB)
Low	5210	-0.737	-0.642	2.321	11.00	-8.679

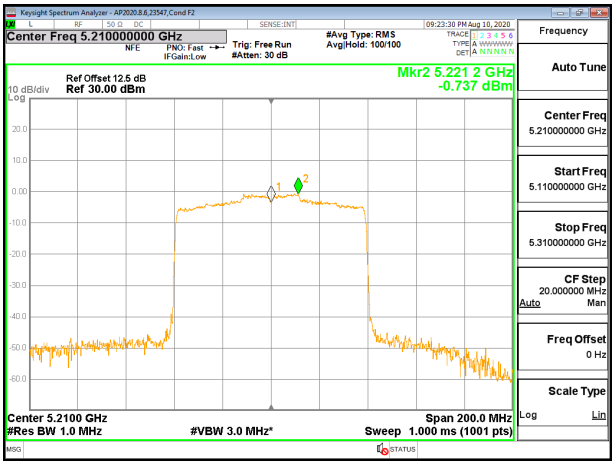

MID CHANNEL [ANT 6]

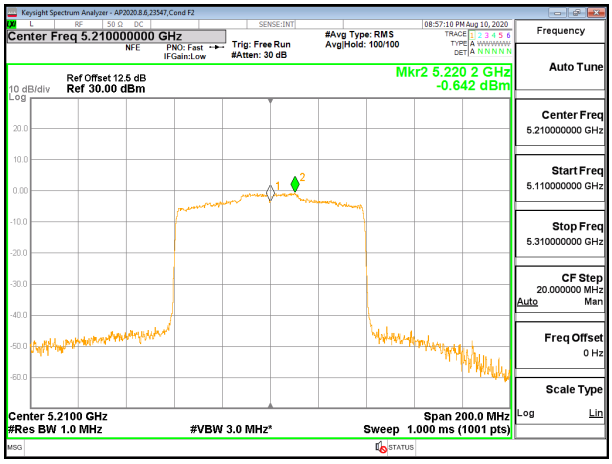

MID CHANNEL [ANT 5]

UL VERIFICATION SERVICES INC.
47173 Benicia Street, Fremont, CA 94538; USA TEL:(510) 319-4000 FAX:(510) 661-0888

This report shall not be reproduced except in full, without the written approval of UL Verification Services Inc.

9.4.7. 802.11n HT20 MODE IN THE 5.3 GHz BAND

1TX ANT 6 MODE (FCC)

Test Engineer:	12485 GA
Test Date:	08/04/2020

Bandwidth, Antenna Gain, and Limits

Channel	Frequency (MHz)	Min 26 dB BW (MHz)	Directional Gain (dBi)	Power Limit (dBm)	PSD Limit (dBm/1MHz)
Low	5260	21.10	1.40	24.00	11.00
Mid	5300	21.07	1.40	24.00	11.00
High	5320	21.05	1.40	24.00	11.00

Duty Cycle CF (dB)	0.00	**Included in Calculations of Corr'd PSD**

Output Power Results

Channel	Frequency (MHz)	Antenna 6 Meas Power (dBm)	Total Corr'd Power (dBm)	Power Limit (dBm)	Power Margin (dB)
Low	5260	17.49	17.49	24.00	-6.51
Mid	5300	17.43	17.43	24.00	-6.57
High	5320	17.44	17.44	24.00	-6.56

PSD Results

Channel	Frequency (MHz)	Antenna 6 Meas PSD (dBm/1MHz)	Total Corr'd PSD (dBm/1MHz)	PSD Limit (dBm/1MHz)	PSD Margin (dB)
Low	5260	9.884	9.884	11.00	-1.116
Mid	5300	9.870	9.870	11.00	-1.130
High	5320	8.197	8.197	11.00	-2.803

NOTE: 5260/5300/5320 tested at higher power

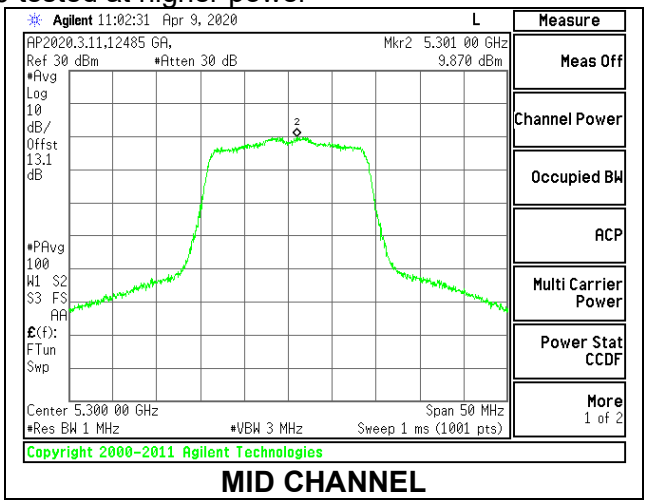

MID CHANNEL

UL VERIFICATION SERVICES INC.
47173 Benicia Street, Fremont, CA 94538; USA TEL:(510) 319-4000 FAX:(510) 661-0888

This report shall not be reproduced except in full, without the written approval of UL Verification Services Inc.

1TX ANT 5 MODE (FCC)

Test Engineer:	12485 GA
Test Date:	08/04/2020

Bandwidth, Antenna Gain, and Limits

Channel	Frequency (MHz)	Min 26 dB BW (MHz)	Directional Gain (dBi)	Power Limit (dBm)	PSD Limit (dBm/1MHz)
Low	5260	21.20	-1.20	24.00	11.00
Mid	5300	21.28	-1.20	24.00	11.00
High	5320	21.20	-1.20	24.00	11.00

Duty Cycle CF (dB)	0.00	**Included in Calculations of Corr'd PSD**

Output Power Results

Channel	Frequency (MHz)	Antenna 5 Meas Power (dBm)	Total Corr'd Power (dBm)	Power Limit (dBm)	Power Margin (dB)
Low	5260	19.73	19.73	24.00	-4.27
Mid	5300	19.70	19.70	24.00	-4.30
High	5320	18.20	18.20	24.00	-5.80

PSD Results

Channel	Frequency (MHz)	Antenna 5 Meas PSD (dBm/1MHz)	Total Corr'd PSD (dBm/1MHz)	PSD Limit (dBm/1MHz)	PSD Margin (dB)
Low	5260	9.936	9.936	11.00	-1.064
Mid	5300	9.873	9.873	11.00	-1.127
High	5320	8.194	8.194	11.00	-2.806

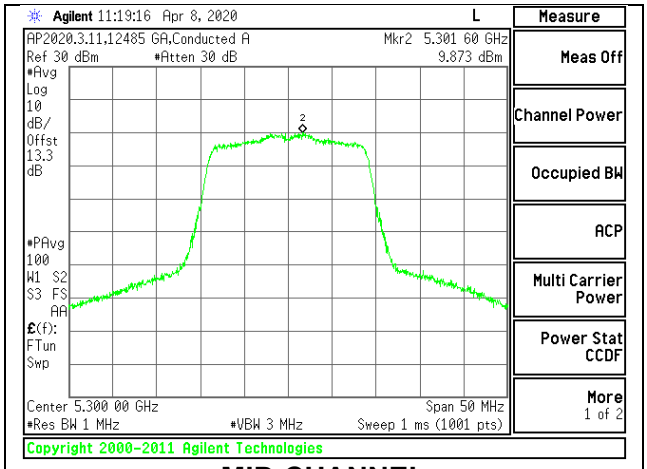

MID CHANNEL

UL VERIFICATION SERVICES INC.
47173 Benicia Street, Fremont, CA 94538; USA TEL:(510) 319-4000 FAX:(510) 661-0888

This report shall not be reproduced except in full, without the written approval of UL Verification Services Inc.

2TX ANT 6 + ANT 5 CDD MODE (FCC)

Test Engineer:	44353
Test Date:	08/05/2020

Bandwidth, Antenna Gain, and Limits

Channel	Frequency (MHz)	Min 26 dB BW (MHz)	Directional Gain for Power (dBi)	Directional Gain for PSD (dBi)	Power Limit (dBm)	PSD Limit (dBm/1MHz)
Low	5260	21.06	0.29	3.21	24.00	11.00
Mid	5300	21.05	0.29	3.21	24.00	11.00
High	5320	21.06	0.29	3.21	24.00	11.00

Duty Cycle CF (dB)	0.00	**Included in Calculations of Corr'd PSD**

Output Power Results

Channel	Frequency (MHz)	Antenna 6 Meas Power (dBm)	Antenna 5 Meas Power (dBm)	Total Corr'd Power (dBm)	Power Limit (dBm)	Power Margin (dB)
Low	5260	16.71	16.71	19.72	24.00	-4.28
Mid	5300	16.69	16.67	19.69	24.00	-4.31
High	5320	16.62	16.63	19.64	24.00	-4.36

PSD Results

Channel	Frequency (MHz)	Antenna 6 Meas PSD (dBm/1MHz)	Antenna 5 Meas PSD (dBm/1MHz)	Total Corr'd PSD (dBm/1MHz)	PSD Limit (dBm/1MHz)	PSD Margin (dB)
Low	5260	6.373	6.346	9.370	11.00	-1.630
Mid	5300	6.331	6.224	9.288	11.00	-1.712
High	5320	6.206	6.287	9.257	11.00	-1.743

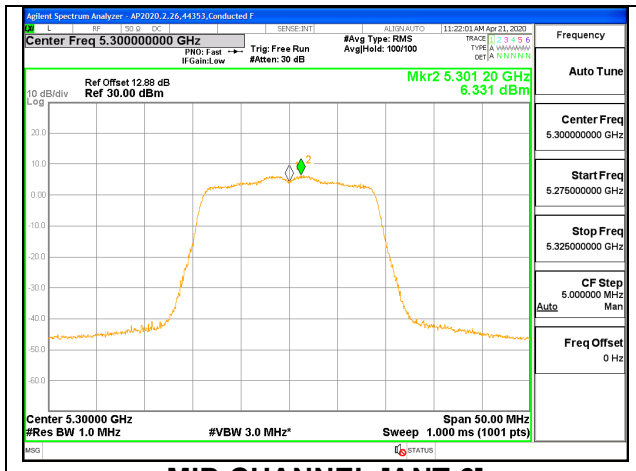

MID CHANNEL [ANT 6]

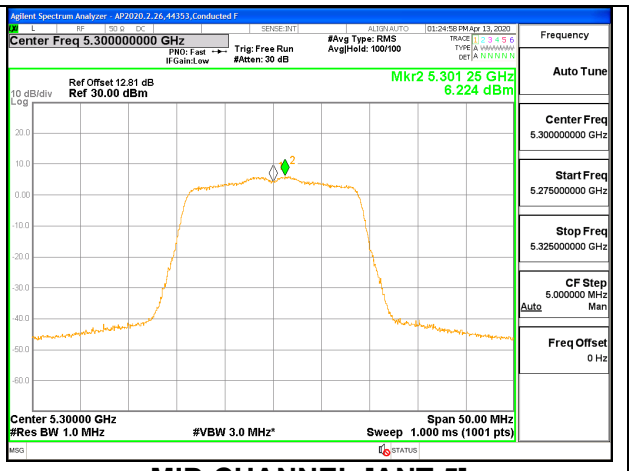

MID CHANNEL [ANT 5]

UL VERIFICATION SERVICES INC.
47173 Benicia Street, Fremont, CA 94538; USA TEL:(510) 319-4000 FAX:(510) 661-0888

This report shall not be reproduced except in full, without the written approval of UL Verification Services Inc.

9.4.8. 802.11n HT40 MODE IN THE 5.3 GHz BAND

1TX ANT 6 MODE (FCC)

Test Engineer:	12485 GA
Test Date:	08/04/2020

Bandwidth, Antenna Gain, and Limits

Channel	Frequency (MHz)	Min 26 dB BW (MHz)	Directional Gain (dBi)	Power Limit (dBm)	PSD Limit (dBm/1MHz)
Low	5270	39.61	1.40	24.00	11.00
High	5310	39.93	1.40	24.00	11.00

Duty Cycle CF (dB)	0.14	**Included in Calculations of Corr'd PSD**

Output Power Results

Channel	Frequency (MHz)	Antenna 6 Meas Power (dBm)	Total Corr'd Power (dBm)	Power Limit (dBm)	Power Margin (dB)
Low	5270	17.48	17.48	24.00	-6.52
High	5310	16.61	16.61	24.00	-7.39

PSD Results

Channel	Frequency (MHz)	Antenna 6 Meas PSD (dBm/1MHz)	Total Corr'd PSD (dBm/1MHz)	PSD Limit (dBm/1MHz)	PSD Margin (dB)
Low	5270	8.709	8.709	11.00	-2.291
High	5310	3.295	3.295	11.00	-7.705

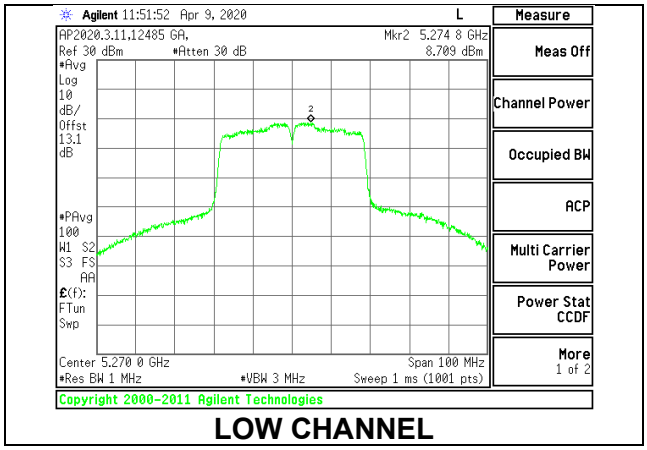

LOW CHANNEL

NOTE:5270MHz tested at higher power

UL VERIFICATION SERVICES INC.
47173 Benicia Street, Fremont, CA 94538; USA TEL:(510) 319-4000 FAX:(510) 661-0888

This report shall not be reproduced except in full, without the written approval of UL Verification Services Inc.

1TX ANT 5 MODE (FCC)

Test Engineer:	23560
Test Date:	08/04/2020

Bandwidth, Antenna Gain, and Limits

Channel	Frequency (MHz)	Min 26 dB BW (MHz)	Directional Gain (dBi)	Power Limit (dBm)	PSD Limit (dBm/1MHz)
Low	5270	39.58	-1.20	24.00	11.00
High	5310	39.91	-1.20	24.00	11.00

Duty Cycle CF (dB)	0.14	**Included in Calculations of Corr'd PSD**

Output Power Results

Channel	Frequency (MHz)	Antenna 5 Meas Power (dBm)	Total Corr'd Power (dBm)	Power Limit (dBm)	Power Margin (dB)
Low	5270	20.67	20.67	24.00	-3.33
High	5310	16.55	16.55	24.00	-7.45

PSD Results

Channel	Frequency (MHz)	Antenna 5 Meas PSD (dBm/1MHz)	Total Corr'd PSD (dBm/1MHz)	PSD Limit (dBm/1MHz)	PSD Margin (dB)
Low	5270	8.572	8.712	11.00	-2.288
High	5310	3.312	3.312	11.00	-7.688

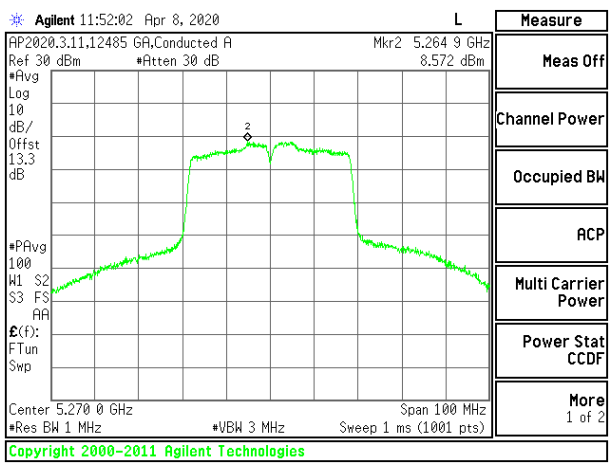

LOW CHANNEL

UL VERIFICATION SERVICES INC.
47173 Benicia Street, Fremont, CA 94538; USA TEL:(510) 319-4000 FAX:(510) 661-0888

This report shall not be reproduced except in full, without the written approval of UL Verification Services Inc.

2TX ANT 6 + ANT 5 CDD MODE (FCC)

Test Engineer:	44353
Test Date:	08/05/2020

Bandwidth, Antenna Gain, and Limits

Channel	Frequency (MHz)	Min 26 dB BW (MHz)	Directional Gain for Power (dBi)	Directional Gain for PSD (dBi)	Power Limit (dBm)	PSD Limit (dBm/1MHz)
Low	5270	39.46	0.29	3.21	24.00	11.00
High	5310	39.56	0.29	3.21	24.00	11.00

Duty Cycle CF (dB)	0.17	**Included in Calculations of Corr'd PSD**

Output Power Results

Channel	Frequency (MHz)	Antenna 6 Meas Power (dBm)	Antenna 5 Meas Power (dBm)	Total Corr'd Power (dBm)	Power Limit (dBm)	Power Margin (dB)
Low	5270	17.49	19.61	21.69	24.00	-2.31
High	5310	15.21	15.23	18.23	24.00	-5.77

PSD Results

Channel	Frequency (MHz)	Antenna 6 Meas PSD (dBm/1MHz)	Antenna 5 Meas PSD (dBm/1MHz)	Total Corr'd PSD (dBm/1MHz)	PSD Limit (dBm/1MHz)	PSD Margin (dB)
Low	5270	6.506	6.623	9.745	11.00	-1.255
High	5310	2.443	2.642	5.724	11.00	-5.276

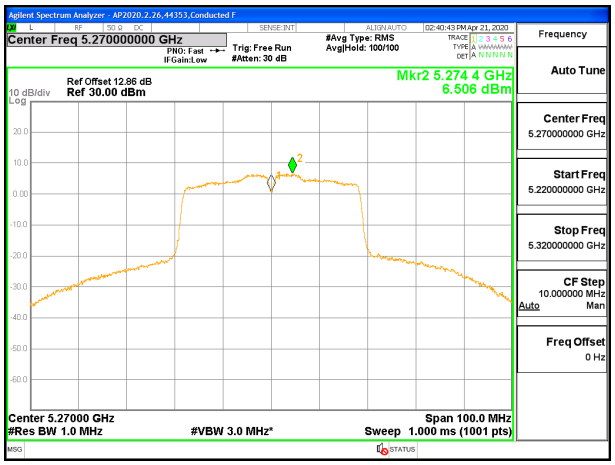

LOW CHANNEL [ANT 6]

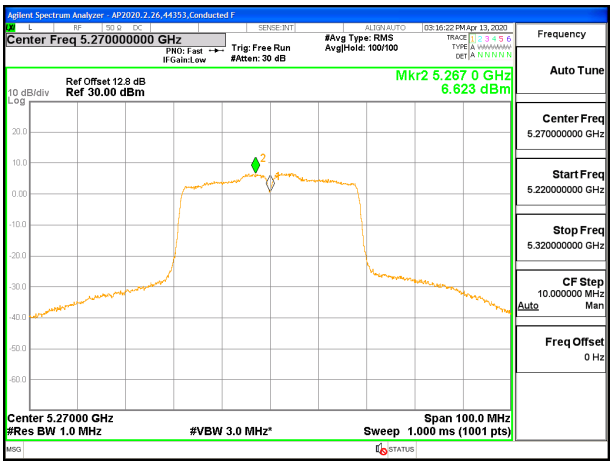

LOW CHANNEL [ANT 5]

NOTE: 5270MHz Antenna 6 PSD tested at higher power

UL VERIFICATION SERVICES INC.
47173 Benicia Street, Fremont, CA 94538; USA TEL:(510) 319-4000 FAX:(510) 661-0888

This report shall not be reproduced except in full, without the written approval of UL Verification Services Inc.

9.4.9. 802.11ac VHT80 MODE IN THE 5.3 GHz BAND

1TX ANT 6 MODE (FCC)

Test Engineer:	12485 GA
Test Date:	08/04/2020

Channel	Frequency (MHz)	Min 26 dB BW (MHz)	Directional Gain (dBi)	Power Limit (dBm)	PSD Limit (dBm/1MHz)
Mid	5290	80.66	1.40	24.00	11.00

Duty Cycle CF (dB)	0.22	**Included in Calculations of Corr'd PSD**

Output Power Results

Channel	Frequency (MHz)	Antenna 6 Meas Power (dBm)	Total Corr'd Power (dBm)	Power Limit (dBm)	Power Margin (dB)
Mid	5290	16.07	16.07	24.00	-7.93

PSD Results

Channel	Frequency (MHz)	Antenna 6 Meas PSD (dBm/1MHz)	Total Corr'd PSD (dBm/1MHz)	PSD Limit (dBm/1MHz)	PSD Margin (dB)
Mid	5290	0.601	0.821	11.00	-10.179

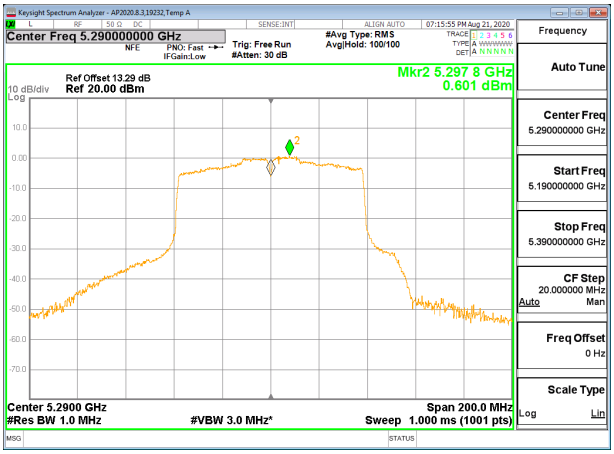

MID CHANNEL

UL VERIFICATION SERVICES INC.
47173 Benicia Street, Fremont, CA 94538; USA TEL:(510) 319-4000 FAX:(510) 661-0888

This report shall not be reproduced except in full, without the written approval of UL Verification Services Inc.

1TX ANT 5 MODE (FCC)

Test Engineer:	23560
Test Date:	08/04/2020

Bandwidth, Antenna Gain, and Limits

Channel	Frequency (MHz)	Min 26 dB BW (MHz)	Directional Gain (dBi)	Power Limit (dBm)	PSD Limit (dBm/1MHz)
Mid	5290	80.34	-1.20	24.00	11.00

Duty Cycle CF (dB)	0.22	**Included in Calculations of Corr'd PSD**

Output Power Results

Channel	Frequency (MHz)	Antenna 5 Meas Power (dBm)	Total Corr'd Power (dBm)	Power Limit (dBm)	Power Margin (dB)
Mid	5290	16.09	16.09	24.00	-7.91

PSD Results

Channel	Frequency (MHz)	Antenna 5 Meas PSD (dBm/1MHz)	Total Corr'd PSD (dBm/1MHz)	PSD Limit (dBm/1MHz)	PSD Margin (dB)
Mid	5290	0.383	0.603	11.00	-10.397

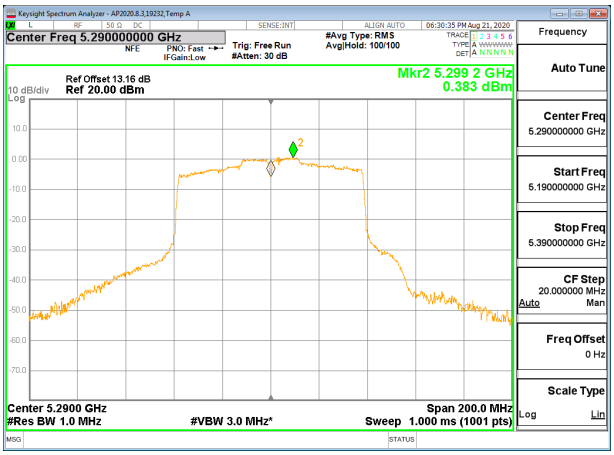

MID CHANNEL

UL VERIFICATION SERVICES INC.
47173 Benicia Street, Fremont, CA 94538; USA TEL:(510) 319-4000 FAX:(510) 661-0888

This report shall not be reproduced except in full, without the written approval of UL Verification Services Inc.

2TX ANT 6 + ANT 5 CDD MODE (FCC)

Test Engineer:	44353
Test Date:	08/05/2020

Bandwidth, Antenna Gain, and Limits

Channel	Frequency (MHz)	Min 26 dB BW (MHz)	Directional Gain for Power (dBi)	Directional Gain for PSD (dBi)	Power Limit (dBm)	PSD Limit (dBm/1MHz)
Mid	5290	80.56	0.29	3.21	24.00	11.00

Duty Cycle CF (dB)	0.33	**Included in Calculations of Corr'd PSD**

Output Power Results

Channel	Frequency (MHz)	Antenna 6 Meas Power (dBm)	Antenna 5 Meas Power (dBm)	Total Corr'd Power (dBm)	Power Limit (dBm)	Power Margin (dB)
Mid	5290	14.67	14.73	17.71	24.00	-6.29

PSD Results

Channel	Frequency (MHz)	Antenna 6 Meas PSD (dBm/1MHz)	Antenna 5 Meas PSD (dBm/1MHz)	Total Corr'd PSD (dBm/1MHz)	PSD Limit (dBm/1MHz)	PSD Margin (dB)
Mid	5290	-0.299	-0.341	3.020	11.00	-7.980

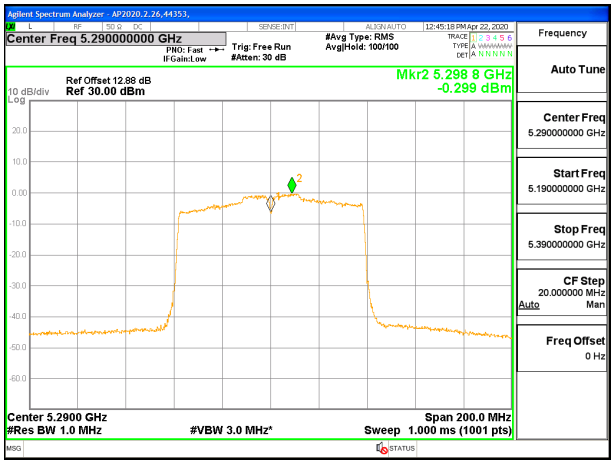

MID CHANNEL [ANT 6]

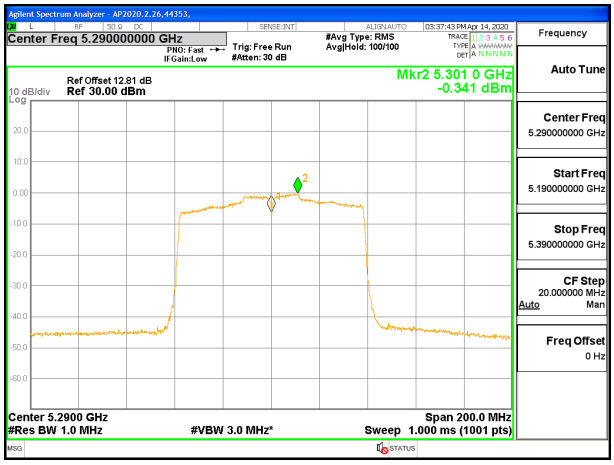

MID CHANNEL [ANT 5]

UL VERIFICATION SERVICES INC.
47173 Benicia Street, Fremont, CA 94538; USA TEL:(510) 319-4000 FAX:(510) 661-0888

This report shall not be reproduced except in full, without the written approval of UL Verification Services Inc.

9.4.10. 802.11ax HE20 MODE IN THE 5.3 GHz BAND

1TX ANT 6 MODE (FCC): 26 Tones, RU Index 0

Test Engineer:	12485 GA
Test Date:	08/04/2020

Bandwidth, Antenna Gain, and Limits

Channel	Frequency (MHz)	Min 26 dB BW (MHz)	Directional Gain (dBi)	Power Limit (dBm)	PSD Limit (dBm/1MHz)
Low	5260	20.12	1.40	24.00	11.00
Mid	5300	20.13	1.40	24.00	11.00
High	5320	20.00	1.40	24.00	11.00

Duty Cycle CF (dB)	0.00	**Included in Calculations of Corr'd PSD**

Output Power Results

Channel	Frequency (MHz)	Antenna 6 Meas Power (dBm)	Total Corr'd Power (dBm)	Power Limit (dBm)	Power Margin (dB)
Low	5260	11.70	11.70	24.00	-12.30
Mid	5300	11.66	11.66	24.00	-12.34
High	5320	11.62	11.62	24.00	-12.38

PSD Results

Channel	Frequency (MHz)	Antenna 6 Meas PSD (dBm/1MHz)	Total Corr'd PSD (dBm/1MHz)	PSD Limit (dBm/1MHz)	PSD Margin (dB)
Low	5260	9.655	9.655	11.00	-1.345
Mid	5300	9.650	9.650	11.00	-1.350
High	5320	9.119	9.119	11.00	-1.881

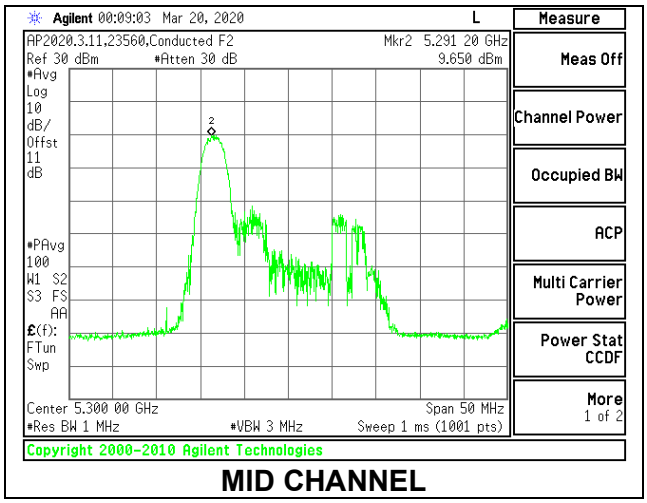

MID CHANNEL

UL VERIFICATION SERVICES INC.
47173 Benicia Street, Fremont, CA 94538; USA TEL:(510) 319-4000 FAX:(510) 661-0888

This report shall not be reproduced except in full, without the written approval of UL Verification Services Inc.

1TX ANT 6 MODE (FCC): 26 Tones, RU Index 4

Test Engineer:	12485 GA
Test Date:	08/04/2020

Bandwidth, Antenna Gain, and Limits

Channel	Frequency (MHz)	Min 26 dB BW (MHz)	Directional Gain (dBi)	Power Limit (dBm)	PSD Limit (dBm/1MHz)
Low	5260	19.20	1.40	23.83	11.00
Mid	5300	19.28	1.40	23.85	11.00
High	5320	19.27	1.40	23.85	11.00

Duty Cycle CF (dB)	0.00	**Included in Calculations of Corr'd PSD**

Output Power Results

Channel	Frequency (MHz)	Antenna 6 Meas Power (dBm)	Total Corr'd Power (dBm)	Power Limit (dBm)	Power Margin (dB)
Low	5260	11.65	11.65	23.83	-12.18
Mid	5300	11.69	11.69	23.85	-12.16
High	5320	11.71	11.71	23.85	-12.14

PSD Results

Channel	Frequency (MHz)	Antenna 6 Meas PSD (dBm/1MHz)	Total Corr'd PSD (dBm/1MHz)	PSD Limit (dBm/1MHz)	PSD Margin (dB)
Low	5260	8.216	8.216	11.00	-2.784
Mid	5300	8.341	8.341	11.00	-2.659
High	5320	8.505	8.505	11.00	-2.495

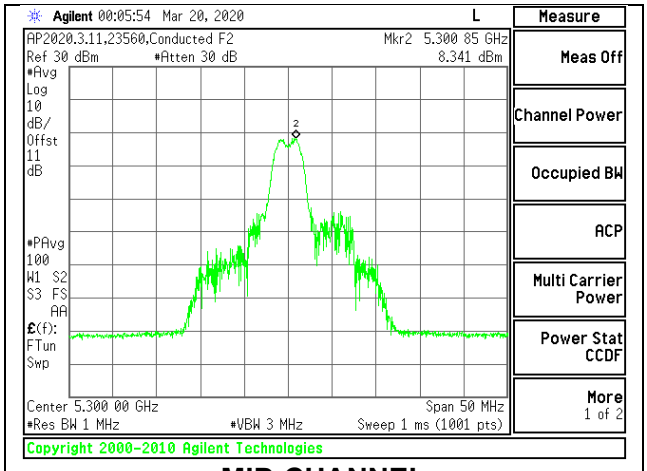

MID CHANNEL

UL VERIFICATION SERVICES INC.
47173 Benicia Street, Fremont, CA 94538; USA TEL:(510) 319-4000 FAX:(510) 661-0888

This report shall not be reproduced except in full, without the written approval of UL Verification Services Inc.

1TX ANT 6 MODE (FCC): 26 Tones, RU Index 8

Test Engineer:	12485 GA
Test Date:	08/04/2020

Bandwidth, Antenna Gain, and Limits

Channel	Frequency (MHz)	Min 26 dB BW (MHz)	Directional Gain (dBi)	Power Limit (dBm)	PSD Limit (dBm/1MHz)
Low	5260	20.58	1.40	24.00	11.00
Mid	5300	20.66	1.40	24.00	11.00
High	5320	20.42	1.40	24.00	11.00

Duty Cycle CF (dB)	0.00	**Included in Calculations of Corr'd PSD**

Output Power Results

Channel	Frequency (MHz)	Antenna 6 Meas Power (dBm)	Total Corr'd Power (dBm)	Power Limit (dBm)	Power Margin (dB)
Low	5260	11.64	11.64	24.00	-12.36
Mid	5300	11.67	11.67	24.00	-12.33
High	5320	11.71	11.71	24.00	-12.29

PSD Results

Channel	Frequency (MHz)	Antenna 6 Meas PSD (dBm/1MHz)	Total Corr'd PSD (dBm/1MHz)	PSD Limit (dBm/1MHz)	PSD Margin (dB)
Low	5260	9.239	9.239	11.00	-1.761
Mid	5300	9.342	9.342	11.00	-1.658
High	5320	9.453	9.453	11.00	-1.547

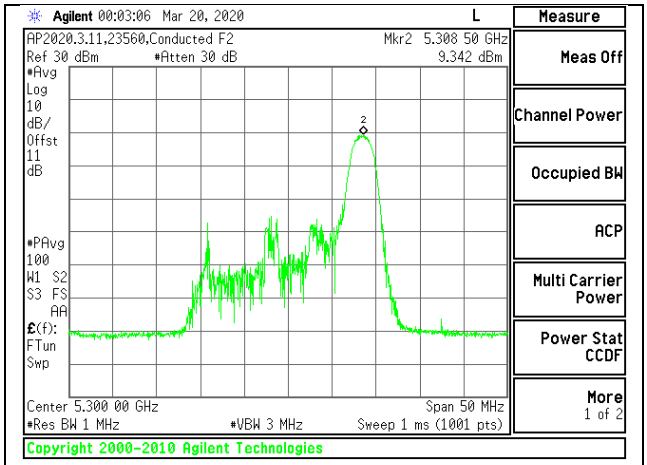

MID CHANNEL

UL VERIFICATION SERVICES INC.
47173 Benicia Street, Fremont, CA 94538; USA TEL:(510) 319-4000 FAX:(510) 661-0888

This report shall not be reproduced except in full, without the written approval of UL Verification Services Inc.

1TX ANT 6 MODE (FCC): 242 Tones, RU Index 61

Test Engineer:	12485 GA
Test Date:	08/04/2020

Bandwidth, Antenna Gain, and Limits

Channel	Frequency (MHz)	Min 26 dB BW (MHz)	Directional Gain (dBi)	Power Limit (dBm)	PSD Limit (dBm/1MHz)
Low	5260	21.07	1.40	24.00	11.00
Mid	5300	21.06	1.40	24.00	11.00
High	5320	21.06	1.40	24.00	11.00

Duty Cycle CF (dB)	0.00	**Included in Calculations of Corr'd PSD**

Output Power Results

Channel	Frequency (MHz)	Antenna 6 Meas Power (dBm)	Total Corr'd Power (dBm)	Power Limit (dBm)	Power Margin (dB)
Low	5260	17.48	17.48	24.00	-6.52
Mid	5300	17.50	17.50	24.00	-6.50
High	5320	17.45	17.45	24.00	-6.55

PSD Results

Channel	Frequency (MHz)	Antenna 6 Meas PSD (dBm/1MHz)	Total Corr'd PSD (dBm/1MHz)	PSD Limit (dBm/1MHz)	PSD Margin (dB)
Low	5260	9.537	9.537	11.00	-1.463
Mid	5300	9.844	9.844	11.00	-1.156
High	5320	6.370	6.370	11.00	-4.630

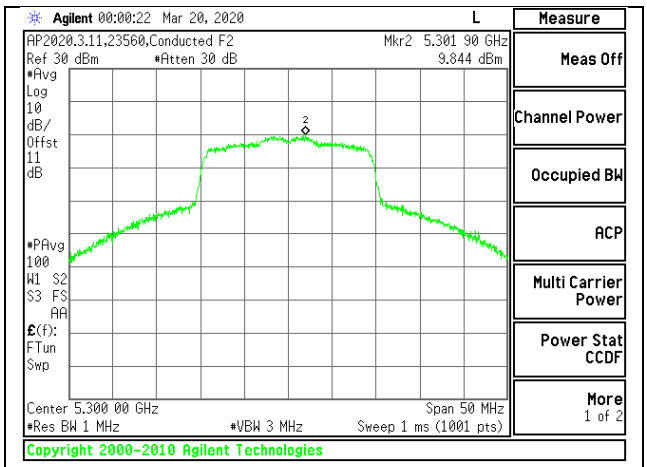

MID CHANNEL

NOTE: PSD tested at higher power

UL VERIFICATION SERVICES INC.
47173 Benicia Street, Fremont, CA 94538; USA TEL:(510) 319-4000 FAX:(510) 661-0888

This report shall not be reproduced except in full, without the written approval of UL Verification Services Inc.

1TX ANT 5 MODE (FCC): 26 Tones, RU Index 0

Test Engineer:	12485 GA
Test Date:	08/04/2020

Bandwidth, Antenna Gain, and Limits

Channel	Frequency (MHz)	Min 26 dB BW (MHz)	Directional Gain (dBi)	Power Limit (dBm)	PSD Limit (dBm/1MHz)
Low	5260	20.22	-1.20	24.00	11.00
Mid	5300	20.10	-1.20	24.00	11.00
High	5320	19.74	-1.20	23.95	11.00

Duty Cycle CF (dB)	0.00	**Included in Calculations of Corr'd PSD**

Output Power Results

Channel	Frequency (MHz)	Antenna 5 Meas Power (dBm)	Total Corr'd Power (dBm)	Power Limit (dBm)	Power Margin (dB)
Low	5260	11.65	11.65	24.00	-12.35
Mid	5300	11.70	11.70	24.00	-12.30
High	5320	11.69	11.69	23.95	-12.26

PSD Results

Channel	Frequency (MHz)	Antenna 5 Meas PSD (dBm/1MHz)	Total Corr'd PSD (dBm/1MHz)	PSD Limit (dBm/1MHz)	PSD Margin (dB)
Low	5260	9.255	9.255	11.00	-1.745
Mid	5300	9.503	9.503	11.00	-1.497
High	5320	9.481	9.481	11.00	-1.519

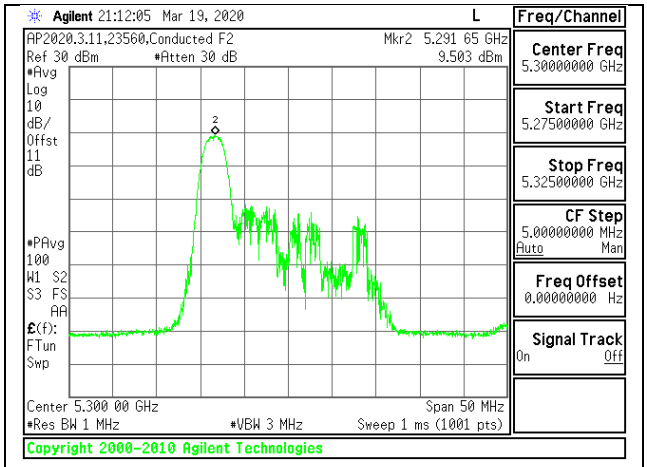

MID CHANNEL

UL VERIFICATION SERVICES INC.
47173 Benicia Street, Fremont, CA 94538; USA TEL:(510) 319-4000 FAX:(510) 661-0888

This report shall not be reproduced except in full, without the written approval of UL Verification Services Inc.

1TX ANT 5 MODE (FCC): 26 Tones, RU Index 4

Test Engineer:	12485 GA
Test Date:	08/04/2020

Bandwidth, Antenna Gain, and Limits

Channel	Frequency (MHz)	Min 26 dB BW (MHz)	Directional Gain (dBi)	Power Limit (dBm)	PSD Limit (dBm/1MHz)
Low	5260	19.03	-1.20	23.79	11.00
Mid	5300	18.84	-1.20	23.75	11.00
High	5320	19.14	-1.20	23.82	11.00

Duty Cycle CF (dB)	0.00	**Included in Calculations of Corr'd PSD**

Output Power Results

Channel	Frequency (MHz)	Antenna 5 Meas Power (dBm)	Total Corr'd Power (dBm)	Power Limit (dBm)	Power Margin (dB)
Low	5260	11.64	11.64	23.79	-12.15
Mid	5300	11.60	11.60	23.75	-12.15
High	5320	11.58	11.58	23.82	-12.24

PSD Results

Channel	Frequency (MHz)	Antenna 5 Meas PSD (dBm/1MHz)	Total Corr'd PSD (dBm/1MHz)	PSD Limit (dBm/1MHz)	PSD Margin (dB)
Low	5260	8.435	8.435	11.00	-2.565
Mid	5300	8.327	8.327	11.00	-2.673
High	5320	8.296	8.296	11.00	-2.704

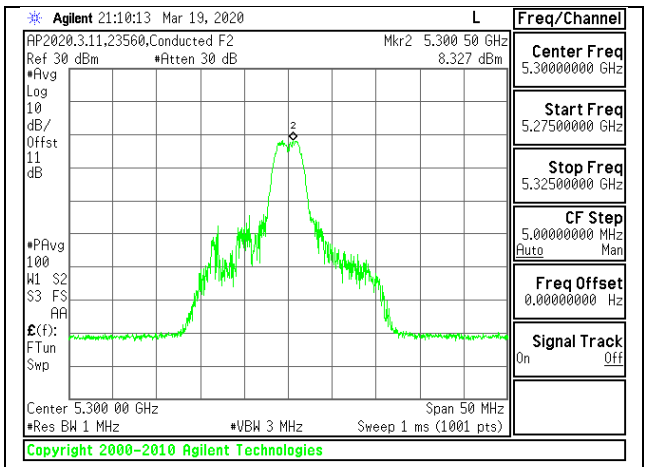

MID CHANNEL

UL VERIFICATION SERVICES INC.
47173 Benicia Street, Fremont, CA 94538; USA TEL:(510) 319-4000 FAX:(510) 661-0888

This report shall not be reproduced except in full, without the written approval of UL Verification Services Inc.

1TX ANT 5 MODE (FCC): 26 Tones, RU Index 8

Test Engineer:	12485 GA
Test Date:	08/04/2020

Bandwidth, Antenna Gain, and Limits

Channel	Frequency (MHz)	Min 26 dB BW (MHz)	Directional Gain (dBi)	Power Limit (dBm)	PSD Limit (dBm/1MHz)
Low	5260	20.34	-1.20	24.00	11.00
Mid	5300	20.26	-1.20	24.00	11.00
High	5320	20.33	-1.20	24.00	11.00

Duty Cycle CF (dB)	0.00	**Included in Calculations of Corr'd PSD**

Output Power Results

Channel	Frequency (MHz)	Antenna 5 Meas Power (dBm)	Total Corr'd Power (dBm)	Power Limit (dBm)	Power Margin (dB)
Low	5260	11.66	11.66	24.00	-12.34
Mid	5300	11.68	11.68	24.00	-12.32
High	5320	11.60	11.60	24.00	-12.40

PSD Results

Channel	Frequency (MHz)	Antenna 5 Meas PSD (dBm/1MHz)	Total Corr'd PSD (dBm/1MHz)	PSD Limit (dBm/1MHz)	PSD Margin (dB)
Low	5260	9.394	9.394	11.00	-1.606
Mid	5300	9.595	9.595	11.00	-1.405
High	5320	9.186	9.186	11.00	-1.814

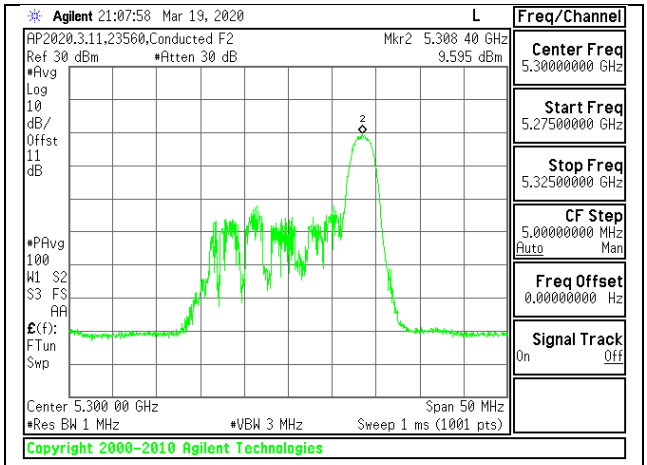

MID CHANNEL

UL VERIFICATION SERVICES INC.
47173 Benicia Street, Fremont, CA 94538; USA TEL:(510) 319-4000 FAX:(510) 661-0888

This report shall not be reproduced except in full, without the written approval of UL Verification Services Inc.

1TX ANT 5 MODE (FCC): 242 Tones, RU Index 61

Test Engineer:	12485 GA
Test Date:	08/04/2020

Bandwidth, Antenna Gain, and Limits

Channel	Frequency (MHz)	Min 26 dB BW (MHz)	Directional Gain (dBi)	Power Limit (dBm)	PSD Limit (dBm/1MHz)
Low	5260	21.01	-1.20	24.00	11.00
Mid	5300	21.05	-1.20	24.00	11.00
High	5320	21.01	-1.20	24.00	11.00

Duty Cycle CF (dB)	0.00	**Included in Calculations of Corr'd PSD**

Output Power Results

Channel	Frequency (MHz)	Antenna 5 Meas Power (dBm)	Total Corr'd Power (dBm)	Power Limit (dBm)	Power Margin (dB)
Low	5260	19.71	19.71	24.00	-4.29
Mid	5300	19.65	19.65	24.00	-4.35
High	5320	17.57	17.57	24.00	-6.43

PSD Results

Channel	Frequency (MHz)	Antenna 5 Meas PSD (dBm/1MHz)	Total Corr'd PSD (dBm/1MHz)	PSD Limit (dBm/1MHz)	PSD Margin (dB)
Low	5260	9.605	9.605	11.00	-1.395
Mid	5300	9.467	9.467	11.00	-1.533
High	5320	6.173	6.173	11.00	-4.827

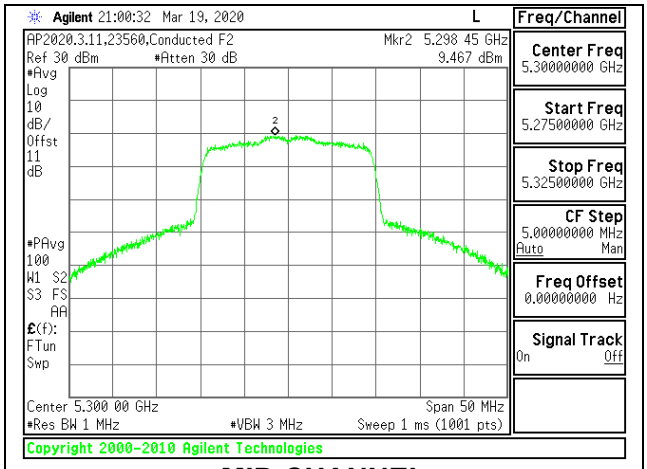

MID CHANNEL

UL VERIFICATION SERVICES INC.
47173 Benicia Street, Fremont, CA 94538; USA TEL:(510) 319-4000 FAX:(510) 661-0888

This report shall not be reproduced except in full, without the written approval of UL Verification Services Inc.

2TX ANT 6 + ANT 5 OFDMA MODE (FCC): 26 Tones, RU Index 0

Test Engineer:	44353
Test Date:	08/05/2020

Bandwidth, Antenna Gain, and Limits

Channel	Frequency (MHz)	Min 26 dB BW (MHz)	Directional Gain for Power (dBi)	Directional Gain for PSD (dBi)	Power Limit (dBm)	PSD Limit (dBm/1MHz)
Low	5260	19.58	0.29	3.21	23.92	11.00
Mid	5300	19.41	0.29	3.21	23.88	11.00
High	5320	19.57	0.29	3.21	23.92	11.00

Duty Cycle CF (dB)	0.00	**Included in Calculations of Corr'd PSD**

Output Power Results

Channel	Frequency (MHz)	Antenna 6 Meas Power (dBm)	Antenna 5 Meas Power (dBm)	Total Corr'd Power (dBm)	Power Limit (dBm)	Power Margin (dB)
Low	5260	8.62	8.71	11.68	23.92	-12.24
Mid	5300	8.65	8.62	11.65	23.88	-12.23
High	5320	8.67	8.73	11.71	23.92	-12.21

PSD Results

Channel	Frequency (MHz)	Antenna 6 Meas PSD (dBm/1MHz)	Antenna 5 Meas PSD (dBm/1MHz)	Total Corr'd PSD (dBm/1MHz)	PSD Limit (dBm/1MHz)	PSD Margin (dB)
Low	5260	6.117	6.368	9.255	11.00	-1.745
Mid	5300	6.271	6.159	9.226	11.00	-1.774
High	5320	6.275	6.385	9.341	11.00	-1.659

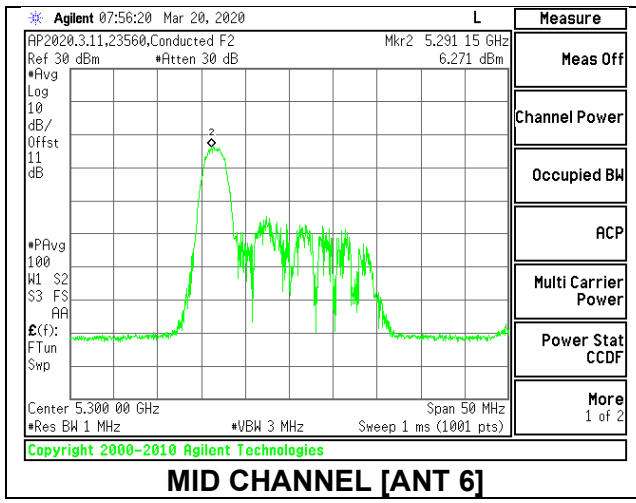

MID CHANNEL [ANT 6]

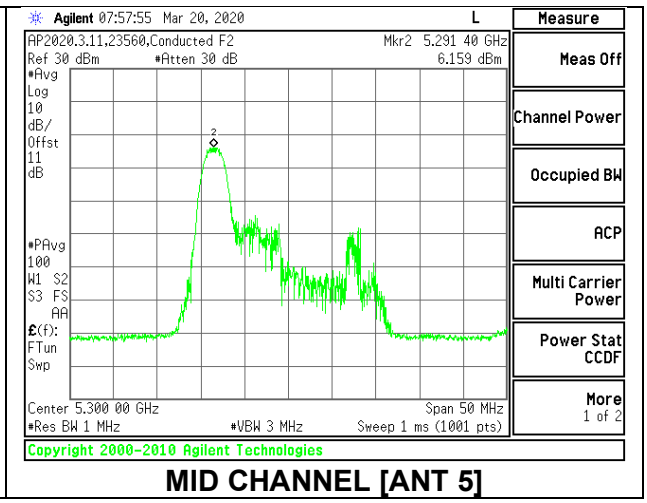

MID CHANNEL [ANT 5]

UL VERIFICATION SERVICES INC.
47173 Benicia Street, Fremont, CA 94538; USA TEL:(510) 319-4000 FAX:(510) 661-0888

This report shall not be reproduced except in full, without the written approval of UL Verification Services Inc.

2TX ANT 6 + ANT 5 OFDMA MODE (FCC): 26 Tones, RU Index 4

Test Engineer:	44353
Test Date:	08/05/2020

Bandwidth, Antenna Gain, and Limits

Channel	Frequency (MHz)	Min 26 dB BW (MHz)	Directional Gain for Power (dBi)	Directional Gain for PSD (dBi)	Power Limit (dBm)	PSD Limit (dBm/1MHz)
Low	5260	18.32	0.29	3.21	23.63	11.00
Mid	5300	18.15	0.29	3.21	23.59	11.00
High	5320	18.11	0.29	3.21	23.58	11.00

Duty Cycle CF (dB)	0.00	**Included in Calculations of Corr'd PSD**

Output Power Results

Channel	Frequency (MHz)	Antenna 6 Meas Power (dBm)	Antenna 5 Meas Power (dBm)	Total Corr'd Power (dBm)	Power Limit (dBm)	Power Margin (dB)
Low	5260	8.60	8.62	11.62	23.63	-12.01
Mid	5300	8.64	8.70	11.68	23.59	-11.91
High	5320	8.65	8.62	11.65	23.58	-11.93

PSD Results

Channel	Frequency (MHz)	Antenna 6 Meas PSD (dBm/1MHz)	Antenna 5 Meas PSD (dBm/1MHz)	Total Corr'd PSD (dBm/1MHz)	PSD Limit (dBm/1MHz)	PSD Margin (dB)
Low	5260	5.289	5.114	8.213	11.00	-2.787
Mid	5300	5.351	5.468	8.420	11.00	-2.580
High	5320	5.186	5.330	8.269	11.00	-2.731

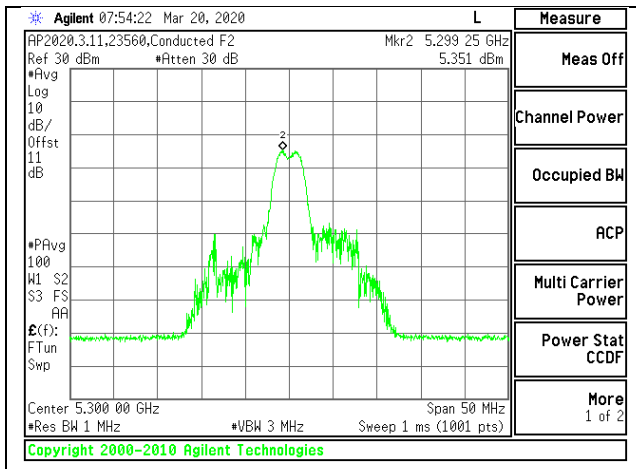

MID CHANNEL [ANT 6]

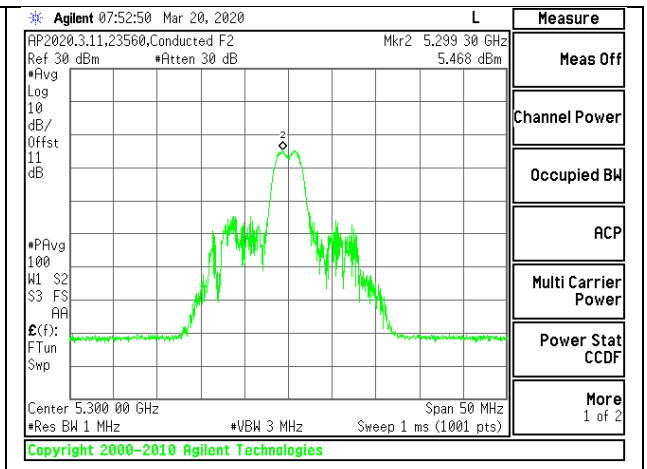

MID CHANNEL [ANT 5]

UL VERIFICATION SERVICES INC.
47173 Benicia Street, Fremont, CA 94538; USA TEL:(510) 319-4000 FAX:(510) 661-0888

This report shall not be reproduced except in full, without the written approval of UL Verification Services Inc.

2TX ANT 6 + ANT 5 OFDMA MODE (FCC): 26 Tones, RU Index 8

Test Engineer:	44353
Test Date:	08/05/2020

Bandwidth, Antenna Gain, and Limits

Channel	Frequency (MHz)	Min 26 dB BW (MHz)	Directional Gain for Power (dBi)	Directional Gain for PSD (dBi)	Power Limit (dBm)	PSD Limit (dBm/1MHz)
Low	5260	19.73	0.29	3.21	23.95	11.00
Mid	5300	19.59	0.29	3.21	23.92	11.00
High	5320	19.63	0.29	3.21	23.93	11.00

Duty Cycle CF (dB)	0.00	**Included in Calculations of Corr'd PSD**

Output Power Results

Channel	Frequency (MHz)	Antenna 6 Meas Power (dBm)	Antenna 5 Meas Power (dBm)	Total Corr'd Power (dBm)	Power Limit (dBm)	Power Margin (dB)
Low	5260	8.62	8.64	11.64	23.95	-12.31
Mid	5300	8.64	8.63	11.65	23.92	-12.28
High	5320	8.68	8.71	11.71	23.93	-12.22

PSD Results

Channel	Frequency (MHz)	Antenna 6 Meas PSD (dBm/1MHz)	Antenna 5 Meas PSD (dBm/1MHz)	Total Corr'd PSD (dBm/1MHz)	PSD Limit (dBm/1MHz)	PSD Margin (dB)
Low	5260	6.074	6.342	9.220	11.00	-1.780
Mid	5300	6.177	6.332	9.265	11.00	-1.735
High	5320	6.229	6.516	9.385	11.00	-1.615

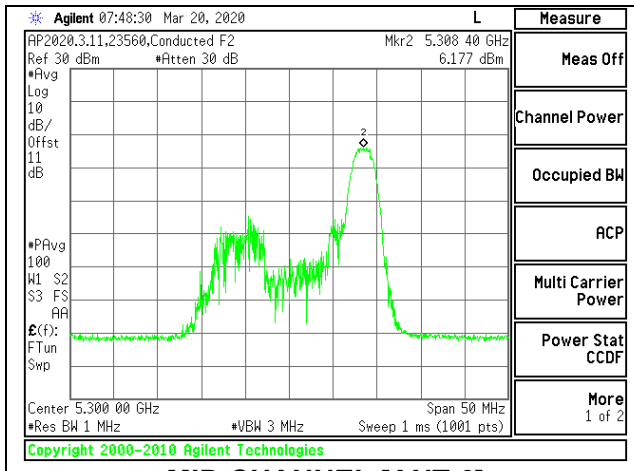

MID CHANNEL [ANT 6]

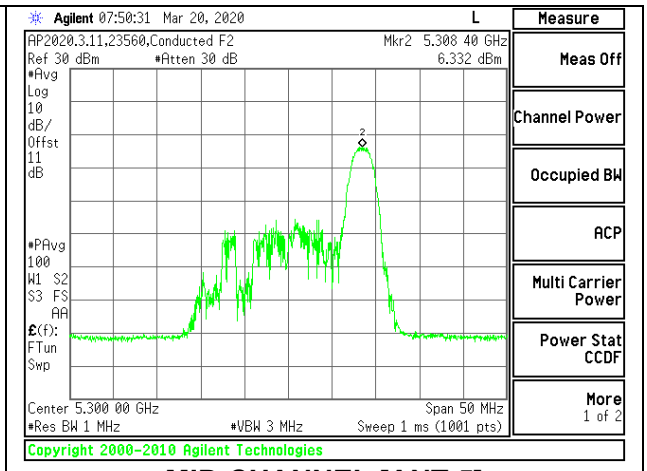

MID CHANNEL [ANT 5]

UL VERIFICATION SERVICES INC.
47173 Benicia Street, Fremont, CA 94538; USA TEL:(510) 319-4000 FAX:(510) 661-0888

This report shall not be reproduced except in full, without the written approval of UL Verification Services Inc.

2TX ANT 6 + ANT 5 OFDMA MODE (FCC): 26 Tones, RU Index 61

Test Engineer:	44353
Test Date:	08/05/2020

Bandwidth, Antenna Gain, and Limits

Channel	Frequency (MHz)	Min 26 dB BW (MHz)	Directional Gain for Power (dBi)	Directional Gain for PSD (dBi)	Power Limit (dBm)	PSD Limit (dBm/1MHz)
Low	5260	20.90	0.29	3.21	24.00	11.00
Mid	5300	20.86	0.29	3.21	24.00	11.00
High	5320	20.91	0.29	3.21	24.00	11.00

Duty Cycle CF (dB)	0.00	**Included in Calculations of Corr'd PSD**

Output Power Results

Channel	Frequency (MHz)	Antenna 6 Meas Power (dBm)	Antenna 5 Meas Power (dBm)	Total Corr'd Power (dBm)	Power Limit (dBm)	Power Margin (dB)
Low	5260	16.68	16.58	19.64	24.00	-4.36
Mid	5300	16.71	16.67	19.70	24.00	-4.30
High	5320	16.61	16.63	19.63	24.00	-4.37

PSD Results

Channel	Frequency (MHz)	Antenna 6 Meas PSD (dBm/1MHz)	Antenna 5 Meas PSD (dBm/1MHz)	Total Corr'd PSD (dBm/1MHz)	PSD Limit (dBm/1MHz)	PSD Margin (dB)
Low	5260	6.732	6.406	9.582	11.00	-1.418
Mid	5300	6.923	6.688	9.817	11.00	-1.183
High	5320	6.417	6.574	9.507	11.00	-1.493

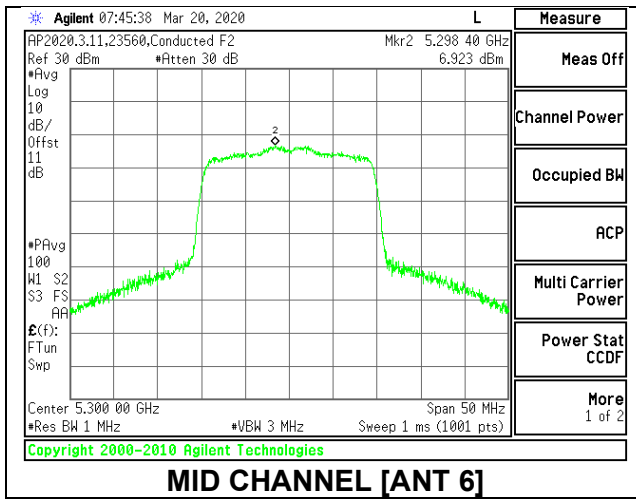

MID CHANNEL [ANT 6]

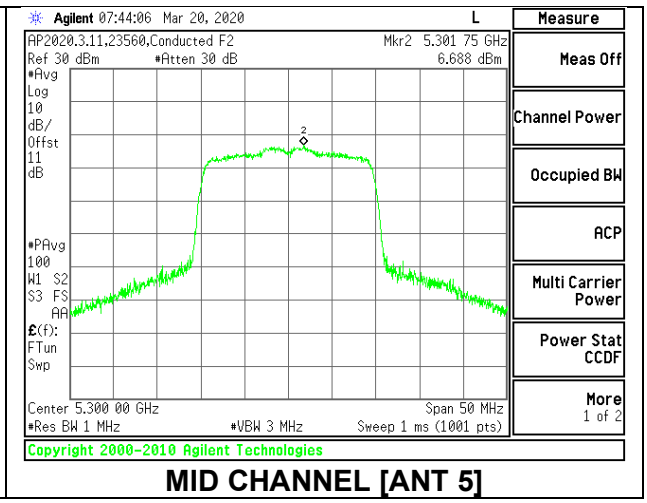

MID CHANNEL [ANT 5]

UL VERIFICATION SERVICES INC.
47173 Benicia Street, Fremont, CA 94538; USA TEL:(510) 319-4000 FAX:(510) 661-0888

This report shall not be reproduced except in full, without the written approval of UL Verification Services Inc.

9.4.11. 802.11ax HE40 MODE IN THE 5.3 GHz BAND

1TX ANT 6 MODE (FCC): 26 Tones, RU Index 0

Test Engineer:	12485 GA
Test Date:	08/04/2020

Bandwidth, Antenna Gain, and Limits

Channel	Frequency (MHz)	Min 26 dB BW (MHz)	Directional Gain (dBi)	Power Limit (dBm)	PSD Limit (dBm/1MHz)
Low	5270	20.47	1.40	24.00	11.00
High	5310	20.61	1.40	24.00	11.00

Duty Cycle CF (dB)	0.00	**Included in Calculations of Corr'd PSD**

Output Power Results

Channel	Frequency (MHz)	Antenna 6 Meas Power (dBm)	Total Corr'd Power (dBm)	Power Limit (dBm)	Power Margin (dB)
Low	5270	11.68	11.68	24.00	-12.32
High	5310	11.66	11.66	24.00	-12.34

PSD Results

Channel	Frequency (MHz)	Antenna 6 Meas PSD (dBm/1MHz)	Total Corr'd PSD (dBm/1MHz)	PSD Limit (dBm/1MHz)	PSD Margin (dB)
Low	5270	9.409	9.409	11.00	-1.591
High	5310	9.314	9.314	11.00	-1.686

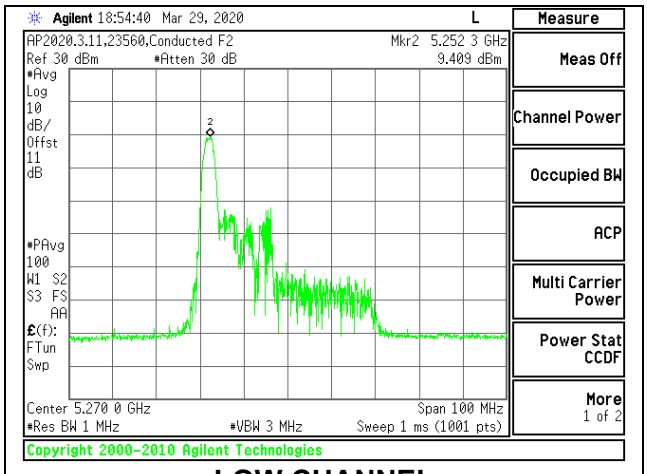

LOW CHANNEL

UL VERIFICATION SERVICES INC.
47173 Benicia Street, Fremont, CA 94538; USA TEL:(510) 319-4000 FAX:(510) 661-0888

This report shall not be reproduced except in full, without the written approval of UL Verification Services Inc.

1TX ANT 6 MODE (FCC): 26 Tones, RU Index 8

Test Engineer:	12485 GA
Test Date:	08/04/2020

Bandwidth, Antenna Gain, and Limits

Channel	Frequency (MHz)	Min 26 dB BW (MHz)	Directional Gain (dBi)	Power Limit (dBm)	PSD Limit (dBm/1MHz)
Low	5270	23.31	1.40	24.00	11.00
High	5310	23.91	1.40	24.00	11.00

Duty Cycle CF (dB)	0.00	**Included in Calculations of Corr'd PSD**

Output Power Results

Channel	Frequency (MHz)	Antenna 6 Meas Power (dBm)	Total Corr'd Power (dBm)	Power Limit (dBm)	Power Margin (dB)
Low	5270	11.67	11.67	24.00	-12.33
High	5310	11.64	11.64	24.00	-12.36

PSD Results

Channel	Frequency (MHz)	Antenna 6 Meas PSD (dBm/1MHz)	Total Corr'd PSD (dBm/1MHz)	PSD Limit (dBm/1MHz)	PSD Margin (dB)
Low	5270	9.489	9.489	11.00	-1.511
High	5310	9.363	9.363	11.00	-1.637

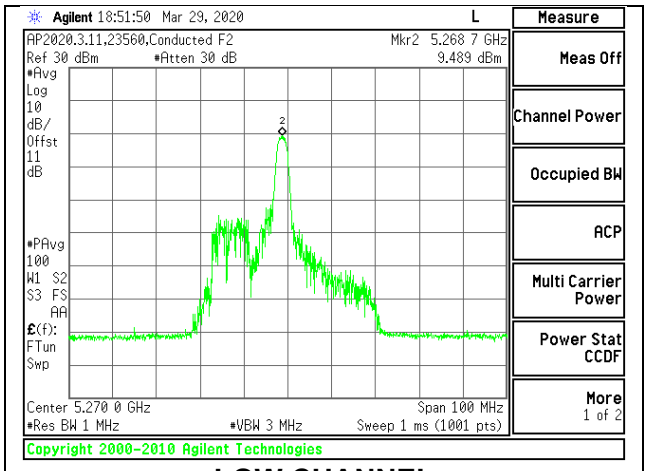

LOW CHANNEL

UL VERIFICATION SERVICES INC.
47173 Benicia Street, Fremont, CA 94538; USA TEL:(510) 319-4000 FAX:(510) 661-0888

This report shall not be reproduced except in full, without the written approval of UL Verification Services Inc.

1TX ANT 6 MODE (FCC): 26 Tones, RU Index 17

Test Engineer:	12485 GA
Test Date:	08/04/2020

Bandwidth, Antenna Gain, and Limits

Channel	Frequency (MHz)	Min 26 dB BW (MHz)	Directional Gain (dBi)	Power Limit (dBm)	PSD Limit (dBm/1MHz)
Low	5270	20.61	1.40	24.00	11.00
High	5310	20.57	1.40	24.00	11.00

Duty Cycle CF (dB)	0.00	**Included in Calculations of Corr'd PSD**

Output Power Results

Channel	Frequency (MHz)	Antenna 6 Meas Power (dBm)	Total Corr'd Power (dBm)	Power Limit (dBm)	Power Margin (dB)
Low	5270	11.65	11.65	24.00	-12.35
High	5310	11.70	11.70	24.00	-12.30

PSD Results

Channel	Frequency (MHz)	Antenna 6 Meas PSD (dBm/1MHz)	Total Corr'd PSD (dBm/1MHz)	PSD Limit (dBm/1MHz)	PSD Margin (dB)
Low	5270	9.080	9.080	11.00	-1.920
High	5310	9.149	9.149	11.00	-1.851

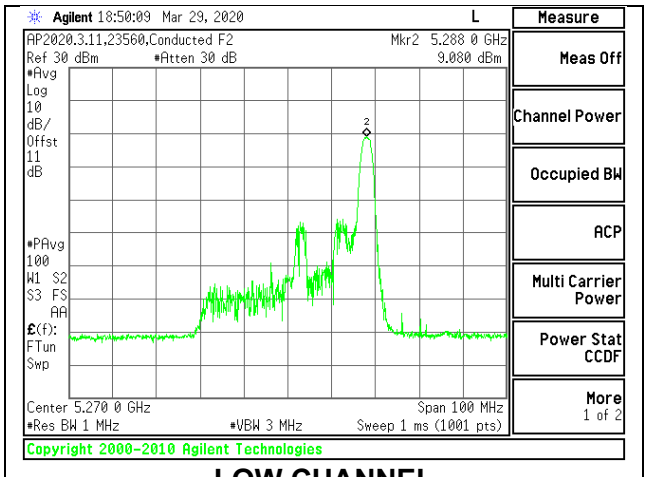

LOW CHANNEL

UL VERIFICATION SERVICES INC.
47173 Benicia Street, Fremont, CA 94538; USA TEL:(510) 319-4000 FAX:(510) 661-0888

This report shall not be reproduced except in full, without the written approval of UL Verification Services Inc.

1TX ANT 6 MODE (FCC): 484 Tones, RU Index 65

Test Engineer:	12485 GA
Test Date:	08/04/2020

Bandwidth, Antenna Gain, and Limits

Channel	Frequency (MHz)	Min 26 dB BW (MHz)	Directional Gain (dBi)	Power Limit (dBm)	PSD Limit (dBm/1MHz)
Low	5270	39.82	1.40	24.00	11.00
High	5310	39.92	1.40	24.00	11.00

Duty Cycle CF (dB)	0.00	**Included in Calculations of Corr'd PSD**

Output Power Results

Channel	Frequency (MHz)	Antenna 6 Meas Power (dBm)	Total Corr'd Power (dBm)	Power Limit (dBm)	Power Margin (dB)
Low	5270	17.43	17.43	24.00	-6.57
High	5310	15.73	15.73	24.00	-8.27

PSD Results

Channel	Frequency (MHz)	Antenna 6 Meas PSD (dBm/1MHz)	Total Corr'd PSD (dBm/1MHz)	PSD Limit (dBm/1MHz)	PSD Margin (dB)
Low	5270	8.505	8.505	11.00	-2.495
High	5310	1.683	1.683	11.00	-9.317

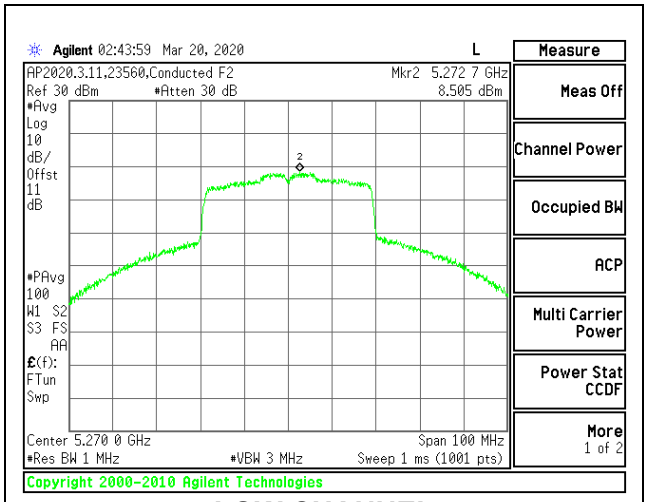

LOW CHANNEL

NOTE: 5270MHz PSD tested at higher power

UL VERIFICATION SERVICES INC.
47173 Benicia Street, Fremont, CA 94538; USA TEL:(510) 319-4000 FAX:(510) 661-0888

This report shall not be reproduced except in full, without the written approval of UL Verification Services Inc.

1TX ANT 5 MODE (FCC): 26 Tones, RU Index 0

Test Engineer:	12485 GA
Test Date:	08/04/2020

Bandwidth, Antenna Gain, and Limits

Channel	Frequency (MHz)	Min 26 dB BW (MHz)	Directional Gain (dBi)	Power Limit (dBm)	PSD Limit (dBm/1MHz)
Low	5270	19.87	-1.20	23.98	11.00
High	5310	20.71	-1.20	24.00	11.00

Duty Cycle CF (dB)	0.00	**Included in Calculations of Corr'd PSD**

Output Power Results

Channel	Frequency (MHz)	Antenna 5 Meas Power (dBm)	Total Corr'd Power (dBm)	Power Limit (dBm)	Power Margin (dB)
Low	5270	11.68	11.68	23.98	-12.30
High	5310	11.66	11.66	24.00	-12.34

PSD Results

Channel	Frequency (MHz)	Antenna 5 Meas PSD (dBm/1MHz)	Total Corr'd PSD (dBm/1MHz)	PSD Limit (dBm/1MHz)	PSD Margin (dB)
Low	5270	9.509	9.509	11.00	-1.491
High	5310	9.464	9.464	11.00	-1.536

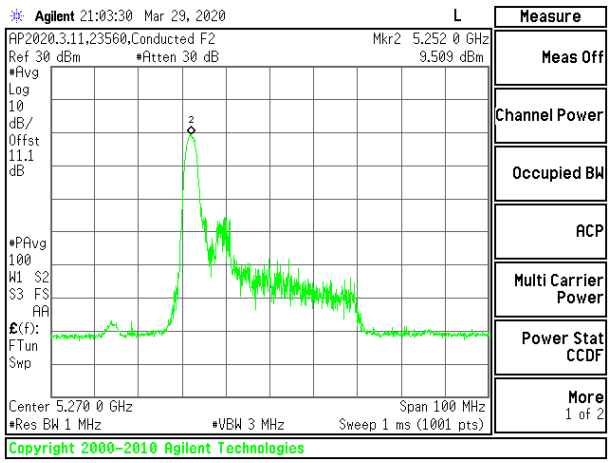

LOW CHANNEL

UL VERIFICATION SERVICES INC.
47173 Benicia Street, Fremont, CA 94538; USA TEL:(510) 319-4000 FAX:(510) 661-0888

This report shall not be reproduced except in full, without the written approval of UL Verification Services Inc.

1TX ANT 5 MODE (FCC): 26 Tones, RU Index 8

Test Engineer:	12485 GA
Test Date:	08/04/2020

Bandwidth, Antenna Gain, and Limits

Channel	Frequency (MHz)	Min 26 dB BW (MHz)	Directional Gain (dBi)	Power Limit (dBm)	PSD Limit (dBm/1MHz)
Low	5270	22.81	-1.20	24.00	11.00
High	5310	23.42	-1.20	24.00	11.00

Duty Cycle CF (dB)	0.00	**Included in Calculations of Corr'd PSD**

Output Power Results

Channel	Frequency (MHz)	Antenna 5 Meas Power (dBm)	Total Corr'd Power (dBm)	Power Limit (dBm)	Power Margin (dB)
Low	5270	11.66	11.66	24.00	-12.34
High	5310	11.67	11.67	24.00	-12.33

PSD Results

Channel	Frequency (MHz)	Antenna 5 Meas PSD (dBm/1MHz)	Total Corr'd PSD (dBm/1MHz)	PSD Limit (dBm/1MHz)	PSD Margin (dB)
Low	5270	9.375	9.375	11.00	-1.625
High	5310	9.413	9.413	11.00	-1.587

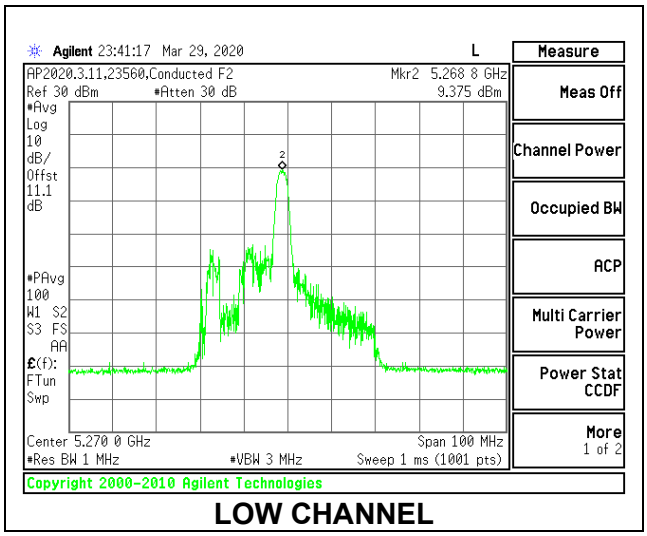

LOW CHANNEL

UL VERIFICATION SERVICES INC.
47173 Benicia Street, Fremont, CA 94538; USA TEL:(510) 319-4000 FAX:(510) 661-0888

This report shall not be reproduced except in full, without the written approval of UL Verification Services Inc.

1TX ANT 5 MODE (FCC): 26 Tones, RU Index 17

Test Engineer:	12485 GA
Test Date:	08/04/2020

Bandwidth, Antenna Gain, and Limits

Channel	Frequency (MHz)	Min 26 dB BW (MHz)	Directional Gain (dBi)	Power Limit (dBm)	PSD Limit (dBm/1MHz)
Low	5270	20.01	-1.20	24.00	11.00
High	5310	20.02	-1.20	24.00	11.00

Duty Cycle CF (dB)	0.00	**Included in Calculations of Corr'd PSD**

Output Power Results

Channel	Frequency (MHz)	Antenna 5 Meas Power (dBm)	Total Corr'd Power (dBm)	Power Limit (dBm)	Power Margin (dB)
Low	5270	11.68	11.68	24.00	-12.32
High	5310	11.71	11.71	24.00	-12.29

PSD Results

Channel	Frequency (MHz)	Antenna 5 Meas PSD (dBm/1MHz)	Total Corr'd PSD (dBm/1MHz)	PSD Limit (dBm/1MHz)	PSD Margin (dB)
Low	5270	9.330	9.330	11.00	-1.670
High	5310	9.446	9.446	11.00	-1.554

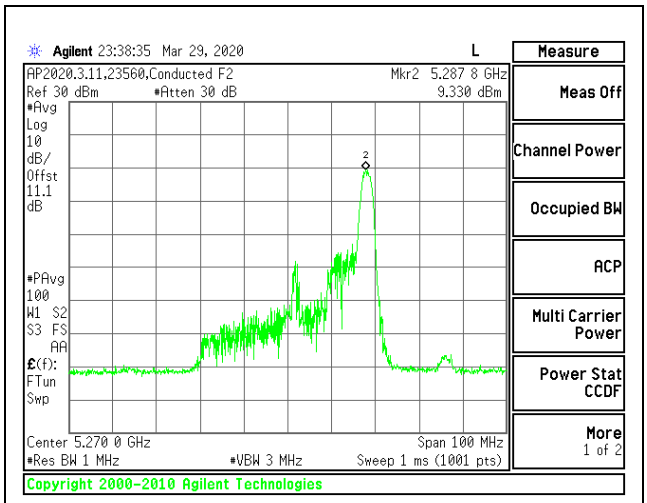

LOW CHANNEL

UL VERIFICATION SERVICES INC.
47173 Benicia Street, Fremont, CA 94538; USA TEL:(510) 319-4000 FAX:(510) 661-0888

This report shall not be reproduced except in full, without the written approval of UL Verification Services Inc.

1TX ANT 5 MODE (FCC): 484 Tones, RU Index 65

Test Engineer:	12485 GA
Test Date:	08/04/2020

Bandwidth, Antenna Gain, and Limits

Channel	Frequency (MHz)	Min 26 dB BW (MHz)	Directional Gain (dBi)	Power Limit (dBm)	PSD Limit (dBm/1MHz)
Low	5270	39.59	-1.20	24.00	11.00
High	5310	39.95	-1.20	24.00	11.00

Duty Cycle CF (dB)	0.00	**Included in Calculations of Corr'd PSD**

Output Power Results

Channel	Frequency (MHz)	Antenna 5 Meas Power (dBm)	Total Corr'd Power (dBm)	Power Limit (dBm)	Power Margin (dB)
Low	5270	20.66	20.66	24.00	-3.34
High	5310	15.72	15.72	24.00	-8.28

PSD Results

Channel	Frequency (MHz)	Antenna 5 Meas PSD (dBm/1MHz)	Total Corr'd PSD (dBm/1MHz)	PSD Limit (dBm/1MHz)	PSD Margin (dB)
Low	5270	8.425	8.425	11.00	-2.575
High	5310	1.826	1.826	11.00	-9.174

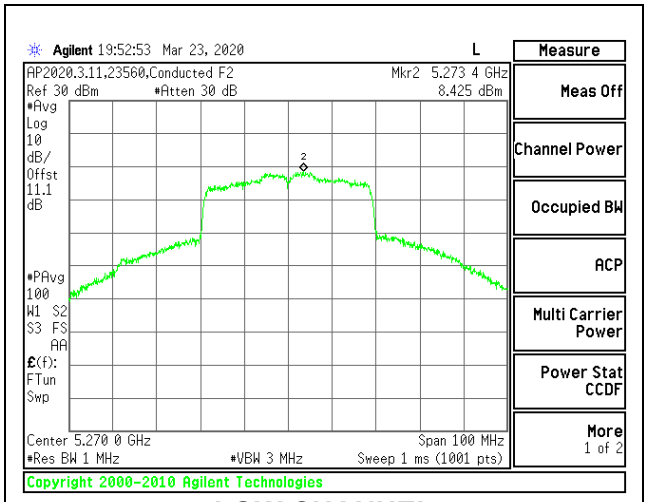

LOW CHANNEL

UL VERIFICATION SERVICES INC.
47173 Benicia Street, Fremont, CA 94538; USA TEL:(510) 319-4000 FAX:(510) 661-0888

This report shall not be reproduced except in full, without the written approval of UL Verification Services Inc.

2TX ANT 6 + ANT 5 OFDMA MODE (FCC): 26 Tones, RU Index 0

Test Engineer:	44353
Test Date:	08/05/2020

Bandwidth, Antenna Gain, and Limits

Channel	Frequency (MHz)	Min 26 dB BW (MHz)	Directional Gain for Power (dBi)	Directional Gain for PSD (dBi)	Power Limit (dBm)	PSD Limit (dBm/1MHz)
Low	5270	19.99	0.29	3.21	24.00	11.00
High	5310	19.59	0.29	3.21	23.92	11.00

Duty Cycle CF (dB)	0.00	**Included in Calculations of Corr'd PSD**

Output Power Results

Channel	Frequency (MHz)	Antenna 6 Meas Power (dBm)	Antenna 5 Meas Power (dBm)	Total Corr'd Power (dBm)	Power Limit (dBm)	Power Margin (dB)
Low	5270	8.62	8.67	11.66	24.00	-12.34
High	5310	8.65	8.71	11.69	23.92	-12.23

PSD Results

Channel	Frequency (MHz)	Antenna 6 Meas PSD (dBm/1MHz)	Antenna 5 Meas PSD (dBm/1MHz)	Total Corr'd PSD (dBm/1MHz)	PSD Limit (dBm/1MHz)	PSD Margin (dB)
Low	5270	6.215	6.345	9.291	11.00	-1.709
High	5310	6.322	6.417	9.380	11.00	-1.620

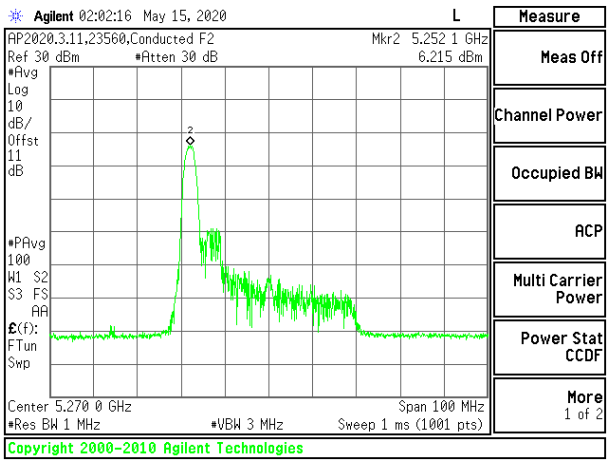

LOW CHANNEL [ANT 6]

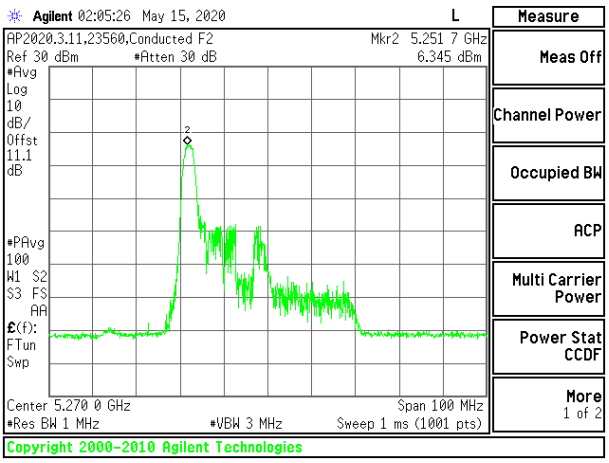

LOW CHANNEL [ANT 5]

UL VERIFICATION SERVICES INC.
47173 Benicia Street, Fremont, CA 94538; USA TEL:(510) 319-4000 FAX:(510) 661-0888

This report shall not be reproduced except in full, without the written approval of UL Verification Services Inc.

2TX ANT 6 + ANT 5 OFDMA MODE (FCC): 26 Tones, RU Index 8

Test Engineer:	44353
Test Date:	08/05/2020

Bandwidth, Antenna Gain, and Limits

Channel	Frequency (MHz)	Min 26 dB BW (MHz)	Directional Gain for Power (dBi)	Directional Gain for PSD (dBi)	Power Limit (dBm)	PSD Limit (dBm/1MHz)
Low	5270	23.26	0.29	3.21	24.00	11.00
High	5310	23.10	0.29	3.21	24.00	11.00

Duty Cycle CF (dB)	0.00	**Included in Calculations of Corr'd PSD**

Output Power Results

Channel	Frequency (MHz)	Antenna 6 Meas Power (dBm)	Antenna 5 Meas Power (dBm)	Total Corr'd Power (dBm)	Power Limit (dBm)	Power Margin (dB)
Low	5270	8.64	8.61	11.64	24.00	-12.36
High	5310	8.62	8.65	11.65	24.00	-12.35

PSD Results

Channel	Frequency (MHz)	Antenna 6 Meas PSD (dBm/1MHz)	Antenna 5 Meas PSD (dBm/1MHz)	Total Corr'd PSD (dBm/1MHz)	PSD Limit (dBm/1MHz)	PSD Margin (dB)
Low	5270	6.210	6.187	9.209	11.00	-1.791
High	5310	5.873	6.044	8.970	11.00	-2.030

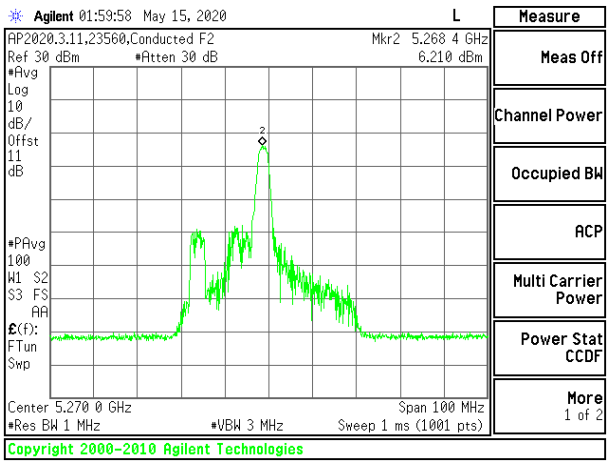

LOW CHANNEL [ANT 6]

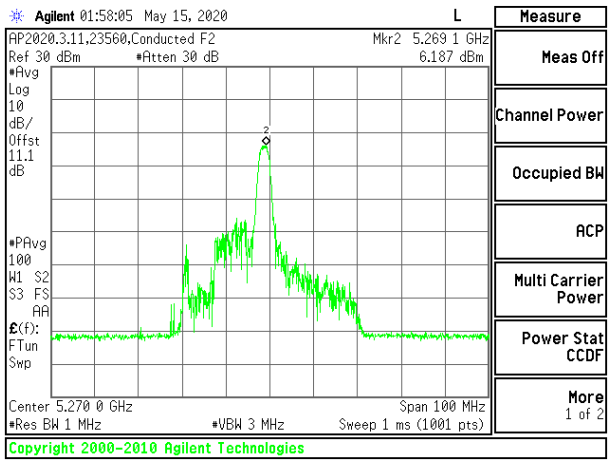

LOW CHANNEL [ANT 5]

UL VERIFICATION SERVICES INC.
47173 Benicia Street, Fremont, CA 94538; USA TEL:(510) 319-4000 FAX:(510) 661-0888

This report shall not be reproduced except in full, without the written approval of UL Verification Services Inc.

2TX ANT 6 + ANT 5 OFDMA MODE (FCC): 26 Tones, RU Index 17

Test Engineer:	44353
Test Date:	08/05/2020

Bandwidth, Antenna Gain, and Limits

Channel	Frequency (MHz)	Min 26 dB BW (MHz)	Directional Gain for Power (dBi)	Directional Gain for PSD (dBi)	Power Limit (dBm)	PSD Limit (dBm/1MHz)
Low	5270	19.31	0.29	3.21	23.86	11.00
High	5310	19.37	0.29	3.21	23.87	11.00

Duty Cycle CF (dB)	0.00	**Included in Calculations of Corr'd PSD**

Output Power Results

Channel	Frequency (MHz)	Antenna 6 Meas Power (dBm)	Antenna 5 Meas Power (dBm)	Total Corr'd Power (dBm)	Power Limit (dBm)	Power Margin (dB)
Low	5270	8.69	8.66	11.69	23.86	-12.17
High	5310	8.63	8.65	11.65	23.87	-12.22

PSD Results

Channel	Frequency (MHz)	Antenna 6 Meas PSD (dBm/1MHz)	Antenna 5 Meas PSD (dBm/1MHz)	Total Corr'd PSD (dBm/1MHz)	PSD Limit (dBm/1MHz)	PSD Margin (dB)
Low	5270	6.371	6.448	9.420	11.00	-1.580
High	5310	6.243	6.298	9.281	11.00	-1.719

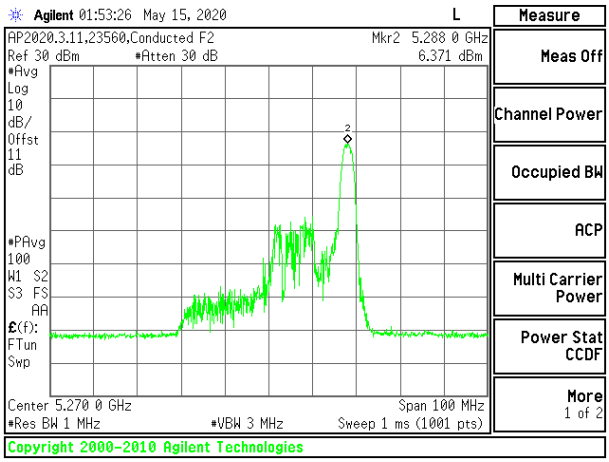

LOW CHANNEL [ANT 6]

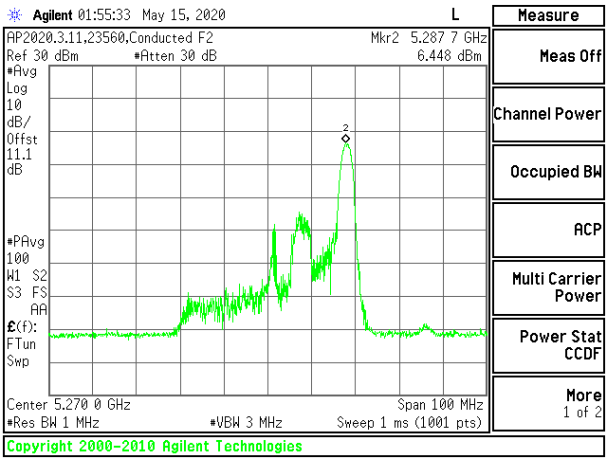

LOW CHANNEL [ANT 5]

UL VERIFICATION SERVICES INC.
47173 Benicia Street, Fremont, CA 94538; USA TEL:(510) 319-4000 FAX:(510) 661-0888

This report shall not be reproduced except in full, without the written approval of UL Verification Services Inc.

2TX ANT 6 + ANT 5 OFDMA MODE (FCC): 484 Tones, RU Index 65

Test Engineer:	44353
Test Date:	08/05/2020

Bandwidth, Antenna Gain, and Limits

Channel	Frequency (MHz)	Min 26 dB BW (MHz)	Directional Gain for Power (dBi)	Directional Gain for PSD (dBi)	Power Limit (dBm)	PSD Limit (dBm/1MHz)
Low	5270	39.69	0.29	3.21	24.00	11.00
High	5310	39.49	0.29	3.21	24.00	11.00

Duty Cycle CF (dB)	0.00	**Included in Calculations of Corr'd PSD**

Output Power Results

Channel	Frequency (MHz)	Antenna 6 Meas Power (dBm)	Antenna 5 Meas Power (dBm)	Total Corr'd Power (dBm)	Power Limit (dBm)	Power Margin (dB)
Low	5270	17.42	19.68	21.71	24.00	-2.29
High	5310	15.22	15.20	18.22	24.00	-5.78

PSD Results

Channel	Frequency (MHz)	Antenna 6 Meas PSD (dBm/1MHz)	Antenna 5 Meas PSD (dBm/1MHz)	Total Corr'd PSD (dBm/1MHz)	PSD Limit (dBm/1MHz)	PSD Margin (dB)
Low	5270	6.923	6.748	9.847	11.00	-1.153
High	5310	1.450	1.388	4.429	11.00	-6.571

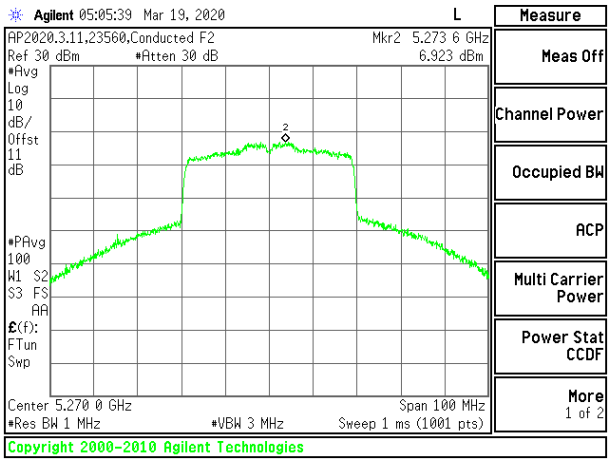

LOW CHANNEL [ANT 6]

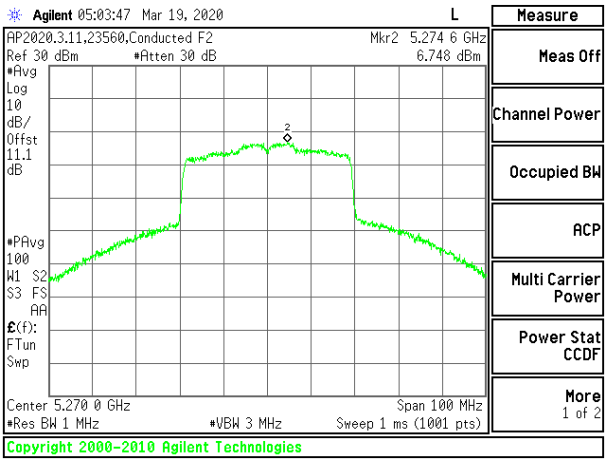

LOW CHANNEL [ANT 5]

NOTE: Antenna 6 5270MHz PSD tested at higher power

UL VERIFICATION SERVICES INC.
47173 Benicia Street, Fremont, CA 94538; USA TEL:(510) 319-4000 FAX:(510) 661-0888

This report shall not be reproduced except in full, without the written approval of UL Verification Services Inc.

9.4.12. 802.11ax HE80 MODE IN THE 5.3 GHz BAND

1TX ANT 6 MODE (FCC): 26 Tones, RU Index 0

Test Engineer:	12485 GA
Test Date:	08/04/2020

Bandwidth, Antenna Gain, and Limits

Channel	Frequency (MHz)	Min 26 dB BW (MHz)	Directional Gain (dBi)	Power Limit (dBm)	PSD Limit (dBm/1MHz)
Mid	5290	19.67	1.40	23.94	11.00

Duty Cycle CF (dB)	0.00	**Included in Calculations of Corr'd PSD**

Output Power Results

Channel	Frequency (MHz)	Antenna 6 Meas Power (dBm)	Total Corr'd Power (dBm)	Power Limit (dBm)	Power Margin (dB)
Mid	5290	11.69	11.69	23.94	-12.25

PSD Results

Channel	Frequency (MHz)	Antenna 6 Meas PSD (dBm/1MHz)	Total Corr'd PSD (dBm/1MHz)	PSD Limit (dBm/1MHz)	PSD Margin (dB)
Mid	5290	9.428	9.428	11.00	-1.572

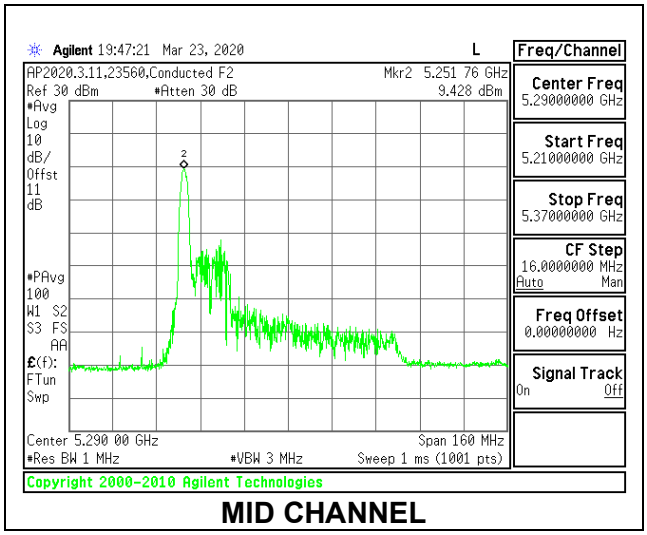

MID CHANNEL

UL VERIFICATION SERVICES INC.
47173 Benicia Street, Fremont, CA 94538; USA TEL:(510) 319-4000 FAX:(510) 661-0888

This report shall not be reproduced except in full, without the written approval of UL Verification Services Inc.

1TX ANT 6 MODE (FCC): 26 Tones, RU Index 18

Test Engineer:	12485 GA
Test Date:	08/04/2020

Bandwidth, Antenna Gain, and Limits

Channel	Frequency (MHz)	Min 26 dB BW (MHz)	Directional Gain (dBi)	Power Limit (dBm)	PSD Limit (dBm/1MHz)
Mid	5290	38.85	1.40	24.00	11.00

Duty Cycle CF (dB)	0.00	**Included in Calculations of Corr'd PSD**

Output Power Results

Channel	Frequency (MHz)	Antenna 6 Meas Power (dBm)	Total Corr'd Power (dBm)	Power Limit (dBm)	Power Margin (dB)
Mid	5290	11.70	11.70	24.00	-12.30

PSD Results

Channel	Frequency (MHz)	Antenna 6 Meas PSD (dBm/1MHz)	Total Corr'd PSD (dBm/1MHz)	PSD Limit (dBm/1MHz)	PSD Margin (dB)
Mid	5290	8.179	8.179	11.00	-2.821

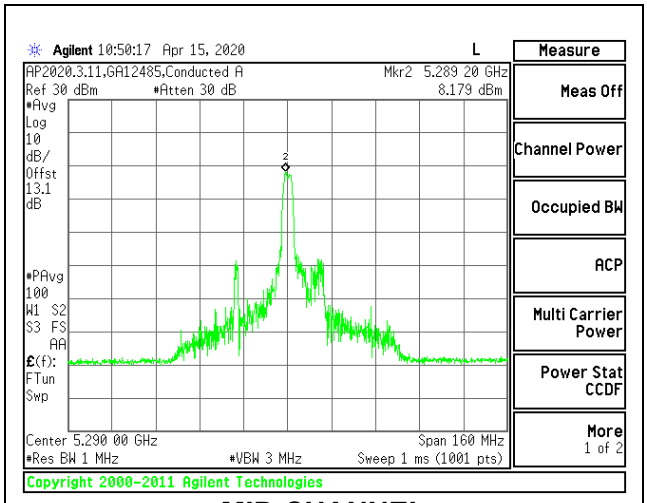

MID CHANNEL

UL VERIFICATION SERVICES INC.
47173 Benicia Street, Fremont, CA 94538; USA TEL:(510) 319-4000 FAX:(510) 661-0888

This report shall not be reproduced except in full, without the written approval of UL Verification Services Inc.

1TX ANT 6 MODE (FCC): 26 Tones, RU Index 36

Test Engineer:	12485 GA
Test Date:	08/04/2020

Bandwidth, Antenna Gain, and Limits

Channel	Frequency (MHz)	Min 26 dB BW (MHz)	Directional Gain (dBi)	Power Limit (dBm)	PSD Limit (dBm/1MHz)
Mid	5290	20.73	1.40	24.00	11.00

Duty Cycle CF (dB)	0.00	**Included in Calculations of Corr'd PSD**

Output Power Results

Channel	Frequency (MHz)	Antenna 6 Meas Power (dBm)	Total Corr'd Power (dBm)	Power Limit (dBm)	Power Margin (dB)
Mid	5290	11.71	11.71	24.00	-12.29

PSD Results

Channel	Frequency (MHz)	Antenna 6 Meas PSD (dBm/1MHz)	Total Corr'd PSD (dBm/1MHz)	PSD Limit (dBm/1MHz)	PSD Margin (dB)
Mid	5290	9.206	9.206	11.00	-1.794

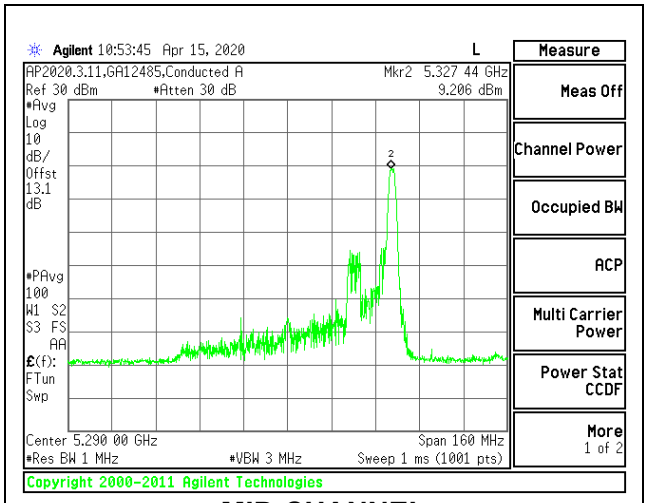

MID CHANNEL

UL VERIFICATION SERVICES INC.
47173 Benicia Street, Fremont, CA 94538; USA TEL:(510) 319-4000 FAX:(510) 661-0888

This report shall not be reproduced except in full, without the written approval of UL Verification Services Inc.

1TX ANT 6 MODE (FCC): 996 Tones, RU Index 67

Test Engineer:	12485 GA
Test Date:	08/04/2020

Bandwidth, Antenna Gain, and Limits

Channel	Frequency (MHz)	Min 26 dB BW (MHz)	Directional Gain (dBi)	Power Limit (dBm)	PSD Limit (dBm/1MHz)
Mid	5290	80.42	1.40	24.00	11.00

Duty Cycle CF (dB)	0.00	**Included in Calculations of Corr'd PSD**

Output Power Results

Channel	Frequency (MHz)	Antenna 6 Meas Power (dBm)	Total Corr'd Power (dBm)	Power Limit (dBm)	Power Margin (dB)
Mid	5290	15.69	15.69	24.00	-8.31

PSD Results

Channel	Frequency (MHz)	Antenna 6 Meas PSD (dBm/1MHz)	Total Corr'd PSD (dBm/1MHz)	PSD Limit (dBm/1MHz)	PSD Margin (dB)
Mid	5290	-1.035	-1.035	11.00	-12.035

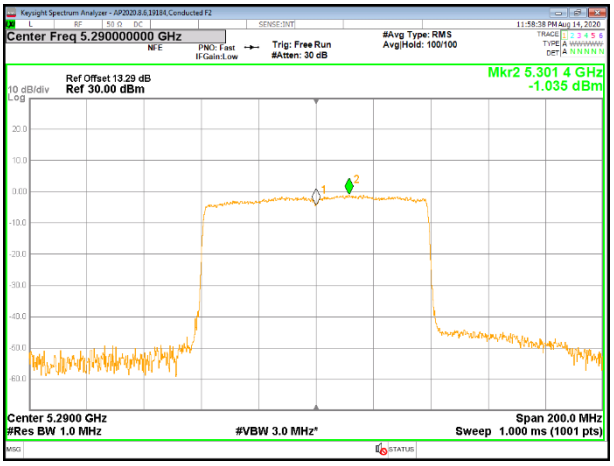

MID CHANNEL

UL VERIFICATION SERVICES INC.
47173 Benicia Street, Fremont, CA 94538; USA TEL:(510) 319-4000 FAX:(510) 661-0888

This report shall not be reproduced except in full, without the written approval of UL Verification Services Inc.

1TX ANT 5 MODE (FCC): 26 Tones, RU Index 0

Test Engineer:	12485 GA
Test Date:	08/04/2020

Bandwidth, Antenna Gain, and Limits

Channel	Frequency (MHz)	Min 26 dB BW (MHz)	Directional Gain (dBi)	Power Limit (dBm)	PSD Limit (dBm/1MHz)
Mid	5290	19.54	-1.20	23.91	11.00

Duty Cycle CF (dB)	0.00	**Included in Calculations of Corr'd PSD**

Output Power Results

Channel	Frequency (MHz)	Antenna 5 Meas Power (dBm)	Total Corr'd Power (dBm)	Power Limit (dBm)	Power Margin (dB)
Mid	5290	11.72	11.72	23.91	-12.19

PSD Results

Channel	Frequency (MHz)	Antenna 5 Meas PSD (dBm/1MHz)	Total Corr'd PSD (dBm/1MHz)	PSD Limit (dBm/1MHz)	PSD Margin (dB)
Mid	5290	9.277	9.277	11.00	-1.723

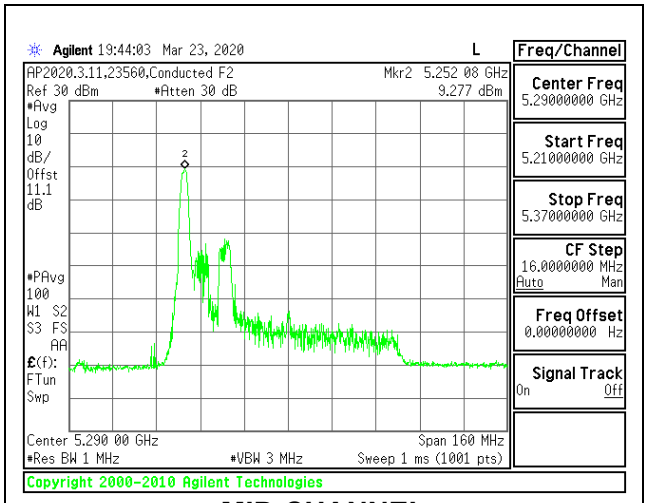

MID CHANNEL

UL VERIFICATION SERVICES INC.
47173 Benicia Street, Fremont, CA 94538; USA TEL:(510) 319-4000 FAX:(510) 661-0888

This report shall not be reproduced except in full, without the written approval of UL Verification Services Inc.

1TX ANT 5 MODE (FCC): 26 Tones, RU Index 18

Test Engineer:	12485 GA
Test Date:	08/04/2020

Bandwidth, Antenna Gain, and Limits

Channel	Frequency (MHz)	Min 26 dB BW (MHz)	Directional Gain (dBi)	Power Limit (dBm)	PSD Limit (dBm/1MHz)
Mid	5290	40.19	-1.20	24.00	11.00

Duty Cycle CF (dB)	0.00	**Included in Calculations of Corr'd PSD**

Output Power Results

Channel	Frequency (MHz)	Antenna 5 Meas Power (dBm)	Total Corr'd Power (dBm)	Power Limit (dBm)	Power Margin (dB)
Mid	5290	11.67	11.67	24.00	-12.33

PSD Results

Channel	Frequency (MHz)	Antenna 5 Meas PSD (dBm/1MHz)	Total Corr'd PSD (dBm/1MHz)	PSD Limit (dBm/1MHz)	PSD Margin (dB)
Mid	5290	8.599	8.599	11.00	-2.401

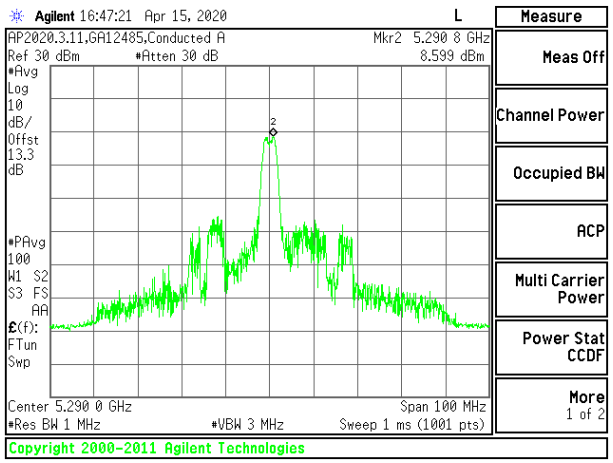

MID CHANNEL

UL VERIFICATION SERVICES INC.
47173 Benicia Street, Fremont, CA 94538; USA TEL:(510) 319-4000 FAX:(510) 661-0888

This report shall not be reproduced except in full, without the written approval of UL Verification Services Inc.

1TX ANT 5 MODE (FCC): 26 Tones, RU Index 36

Test Engineer:	12485 GA
Test Date:	08/05/2020

Bandwidth, Antenna Gain, and Limits

Channel	Frequency (MHz)	Min 26 dB BW (MHz)	Directional Gain (dBi)	Power Limit (dBm)	PSD Limit (dBm/1MHz)
Mid	5290	20.07	-1.20	24.00	11.00

Duty Cycle CF (dB)	0.00	**Included in Calculations of Corr'd PSD**

Output Power Results

Channel	Frequency (MHz)	Antenna 5 Meas Power (dBm)	Total Corr'd Power (dBm)	Power Limit (dBm)	Power Margin (dB)
Mid	5290	11.69	11.69	24.00	-12.31

PSD Results

Channel	Frequency (MHz)	Antenna 5 Meas PSD (dBm/1MHz)	Total Corr'd PSD (dBm/1MHz)	PSD Limit (dBm/1MHz)	PSD Margin (dB)
Mid	5290	9.361	9.361	11.00	-1.639

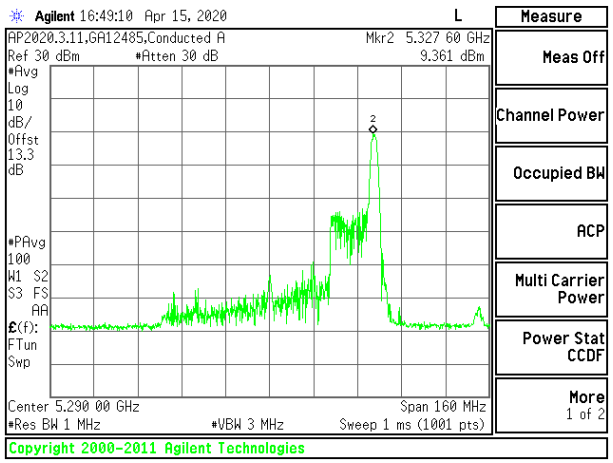

MID CHANNEL

UL VERIFICATION SERVICES INC.
47173 Benicia Street, Fremont, CA 94538; USA TEL:(510) 319-4000 FAX:(510) 661-0888

This report shall not be reproduced except in full, without the written approval of UL Verification Services Inc.

1TX ANT 5 MODE (FCC): 996 Tones, RU Index 67

Test Engineer:	12485 GA
Test Date:	08/05/2020

Bandwidth, Antenna Gain, and Limits

Channel	Frequency (MHz)	Min 26 dB BW (MHz)	Directional Gain (dBi)	Power Limit (dBm)	PSD Limit (dBm/1MHz)
Mid	5290	80.76	-1.20	24.00	11.00

Duty Cycle CF (dB)	0.00	**Included in Calculations of Corr'd PSD**

Output Power Results

Channel	Frequency (MHz)	Antenna 5 Meas Power (dBm)	Total Corr'd Power (dBm)	Power Limit (dBm)	Power Margin (dB)
Mid	5290	15.65	15.65	24.00	-8.35

PSD Results

Channel	Frequency (MHz)	Antenna 5 Meas PSD (dBm/1MHz)	Total Corr'd PSD (dBm/1MHz)	PSD Limit (dBm/1MHz)	PSD Margin (dB)
Mid	5290	-0.944	-0.944	11.00	-11.944

MID CHANNEL

UL VERIFICATION SERVICES INC.
47173 Benicia Street, Fremont, CA 94538; USA TEL:(510) 319-4000 FAX:(510) 661-0888

This report shall not be reproduced except in full, without the written approval of UL Verification Services Inc.

2TX ANT 6 + ANT 5 OFDMA MODE (FCC): 26 Tones, RU Index 0

Test Engineer:	44353
Test Date:	08/05/2020

Bandwidth, Antenna Gain, and Limits

Channel	Frequency (MHz)	Min 26 dB BW (MHz)	Directional Gain for Power (dBi)	Directional Gain for PSD (dBi)	Power Limit (dBm)	PSD Limit (dBm/1MHz)
Mid	5290	19.43	0.29	3.21	23.88	11.00

Duty Cycle CF (dB)	0.00	**Included in Calculations of Corr'd PSD**

Output Power Results

Channel	Frequency (MHz)	Antenna 6 Meas Power (dBm)	Antenna 5 Meas Power (dBm)	Total Corr'd Power (dBm)	Power Limit (dBm)	Power Margin (dB)
Mid	5290	8.65	8.68	11.68	23.88	-12.21

PSD Results

Channel	Frequency (MHz)	Antenna 6 Meas PSD (dBm/1MHz)	Antenna 5 Meas PSD (dBm/1MHz)	Total Corr'd PSD (dBm/1MHz)	PSD Limit (dBm/1MHz)	PSD Margin (dB)
Mid	5290	6.320	6.620	9.483	11.00	-1.517

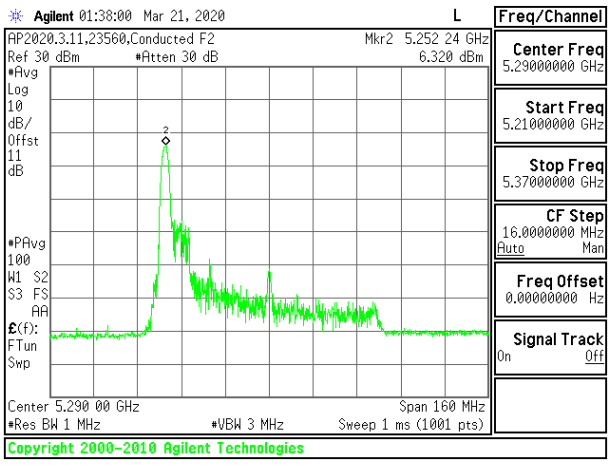

MID CHANNEL [ANT 6]

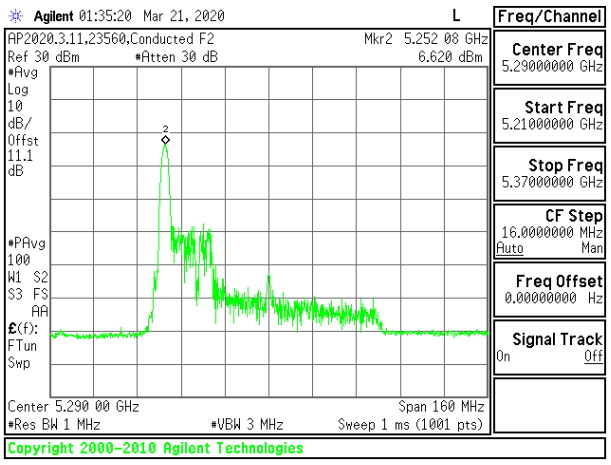

MID CHANNEL [ANT 5]

UL VERIFICATION SERVICES INC.
47173 Benicia Street, Fremont, CA 94538; USA TEL:(510) 319-4000 FAX:(510) 661-0888

This report shall not be reproduced except in full, without the written approval of UL Verification Services Inc.

2TX ANT 6 + ANT 5 OFDMA MODE (FCC): 26 Tones, RU Index 18

Test Engineer:	44353
Test Date:	08/05/2020

Bandwidth, Antenna Gain, and Limits

Channel	Frequency (MHz)	Min 26 dB BW (MHz)	Directional Gain for Power (dBi)	Directional Gain for PSD (dBi)	Power Limit (dBm)	PSD Limit (dBm/1MHz)
Mid	5290	38.67	0.29	3.21	24.00	11.00

Duty Cycle CF (dB)	0.00	**Included in Calculations of Corr'd PSD**

Output Power Results

Channel	Frequency (MHz)	Antenna 6 Meas Power (dBm)	Antenna 5 Meas Power (dBm)	Total Corr'd Power (dBm)	Power Limit (dBm)	Power Margin (dB)
Mid	5290	8.65	8.70	11.69	24.00	-12.31

PSD Results

Channel	Frequency (MHz)	Antenna 6 Meas PSD (dBm/1MHz)	Antenna 5 Meas PSD (dBm/1MHz)	Total Corr'd PSD (dBm/1MHz)	PSD Limit (dBm/1MHz)	PSD Margin (dB)
Mid	5290	4.741	4.920	7.842	11.00	-3.158

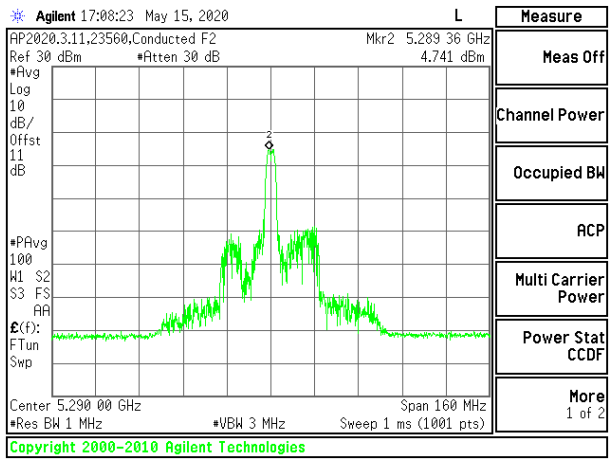

MID CHANNEL [ANT 6]

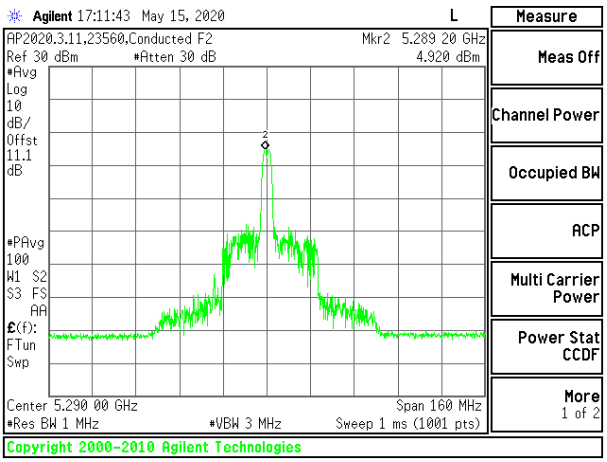

MID CHANNEL [ANT 5]

UL VERIFICATION SERVICES INC.
47173 Benicia Street, Fremont, CA 94538; USA TEL:(510) 319-4000 FAX:(510) 661-0888

This report shall not be reproduced except in full, without the written approval of UL Verification Services Inc.

2TX ANT 6 + ANT 5 OFDMA MODE (FCC): 26 Tones, RU Index 36

Test Engineer:	44353
Test Date:	08/05/2020

Bandwidth, Antenna Gain, and Limits

Channel	Frequency (MHz)	Min 26 dB BW (MHz)	Directional Gain for Power (dBi)	Directional Gain for PSD (dBi)	Power Limit (dBm)	PSD Limit (dBm/1MHz)
Mid	5290	19.67	0.29	3.21	23.94	11.00

Duty Cycle CF (dB)	0.00	**Included in Calculations of Corr'd PSD**

Output Power Results

Channel	Frequency (MHz)	Antenna 6 Meas Power (dBm)	Antenna 5 Meas Power (dBm)	Total Corr'd Power (dBm)	Power Limit (dBm)	Power Margin (dB)
Mid	5290	8.69	8.66	11.69	23.94	-12.25

PSD Results

Channel	Frequency (MHz)	Antenna 6 Meas PSD (dBm/1MHz)	Antenna 5 Meas PSD (dBm/1MHz)	Total Corr'd PSD (dBm/1MHz)	PSD Limit (dBm/1MHz)	PSD Margin (dB)
Mid	5290	6.263	5.820	9.057	11.00	-1.943

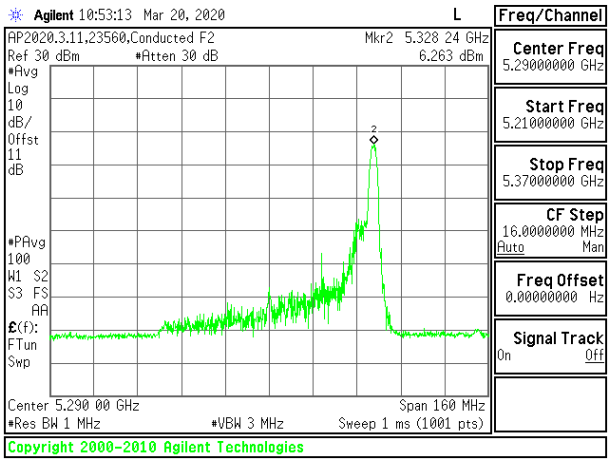

MID CHANNEL [ANT 6]

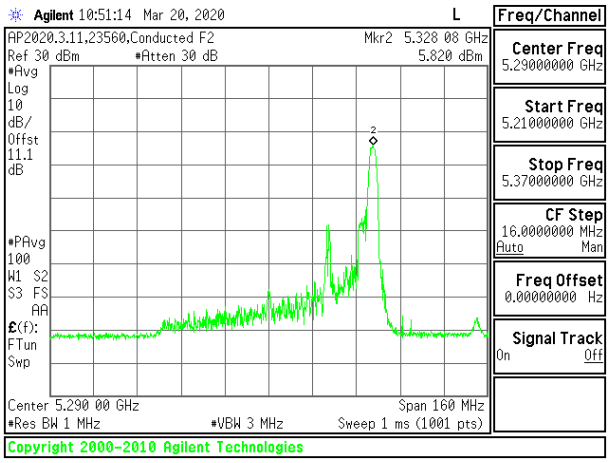

MID CHANNEL [ANT 5]

UL VERIFICATION SERVICES INC.
47173 Benicia Street, Fremont, CA 94538; USA TEL:(510) 319-4000 FAX:(510) 661-0888

This report shall not be reproduced except in full, without the written approval of UL Verification Services Inc.

2TX ANT 6 + ANT 5 OFDMA MODE (FCC): 996 Tones, RU Index 67

Test Engineer:	44353
Test Date:	08/05/2020

Bandwidth, Antenna Gain, and Limits

Channel	Frequency (MHz)	Min 26 dB BW (MHz)	Directional Gain for Power (dBi)	Directional Gain for PSD (dBi)	Power Limit (dBm)	PSD Limit (dBm/1MHz)
Mid	5290	80.51	0.29	3.21	24.00	11.00

Duty Cycle CF (dB)	0.00	**Included in Calculations of Corr'd PSD**

Output Power Results

Channel	Frequency (MHz)	Antenna 6 Meas Power (dBm)	Antenna 5 Meas Power (dBm)	Total Corr'd Power (dBm)	Power Limit (dBm)	Power Margin (dB)
Mid	5290	14.74	14.72	17.74	24.00	-6.26

PSD Results

Channel	Frequency (MHz)	Antenna 6 Meas PSD (dBm/1MHz)	Antenna 5 Meas PSD (dBm/1MHz)	Total Corr'd PSD (dBm/1MHz)	PSD Limit (dBm/1MHz)	PSD Margin (dB)
Mid	5290	-1.209	-1.418	1.698	11.00	-9.302

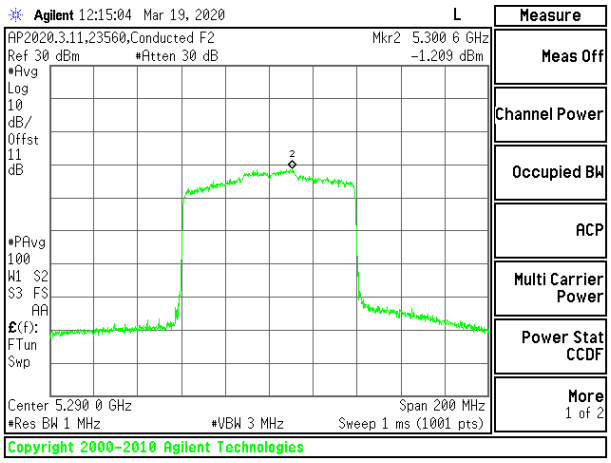

MID CHANNEL [ANT 6]

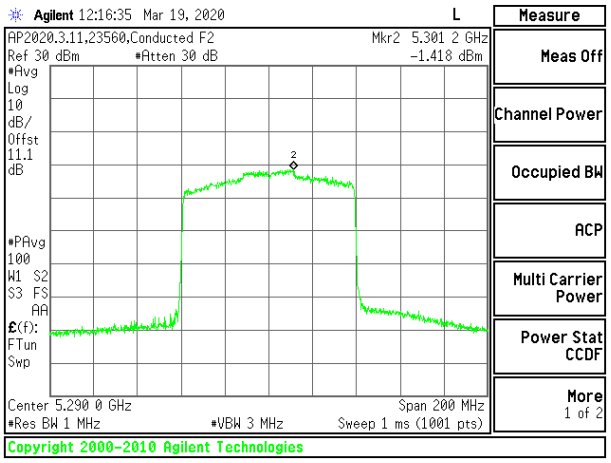

MID CHANNEL [ANT 5]

UL VERIFICATION SERVICES INC.
47173 Benicia Street, Fremont, CA 94538; USA TEL:(510) 319-4000 FAX:(510) 661-0888

This report shall not be reproduced except in full, without the written approval of UL Verification Services Inc.

9.4.13. 802.11n HT20 MODE IN THE 5.6 GHz BAND

1TX ANT 6 MODE (FCC)

Test Engineer:	12485 GA
Test Date:	08/05/2020

Bandwidth, Antenna Gain, and Limits

Channel	Frequency (MHz)	Min 26 dB BW (MHz)	Directional Gain (dBi)	Power Limit (dBm)	PSD Limit (dBm/1MHz)
Low	5500	21.22	0.60	24.00	11.00
Mid	5580	21.05	0.60	24.00	11.00
High	5700	21.04	0.60	24.00	11.00
144	5720	15.80	0.60	22.99	11.00

Duty Cycle CF (dB)	0.00	**Included in Calculations Corr'd PSD**

Output Power Results

Channel	Frequency (MHz)	Antenna 6 Meas Power (dBm)	Total Corr'd Power (dBm)	Power Limit (dBm)	Power Margin (dB)
Low	5500	16.49	16.49	24.00	-7.51
Mid	5580	16.50	16.50	24.00	-7.50
High	5700	16.44	16.44	24.00	-7.56
144	5720	16.39	16.39	22.99	-6.60

PSD Results

Channel	Frequency (MHz)	Antenna 6 Meas PSD (dBm/1MHz)	Total Corr'd PSD (dBm/1MHz)	PSD Limit (dBm/1MHz)	PSD Margin (dB)
Low	5500	8.176	8.176	11.00	-2.824
Mid	5580	9.846	9.846	11.00	-1.154
High	5700	7.789	7.789	11.00	-3.211
144	5720	5.275	5.275	11.00	-5.725

NOTE: 5500/5580/5700 PSD tested at higher power

UL VERIFICATION SERVICES INC.
47173 Benicia Street, Fremont, CA 94538; USA TEL:(510) 319-4000 FAX:(510) 661-0888

This report shall not be reproduced except in full, without the written approval of UL Verification Services Inc.

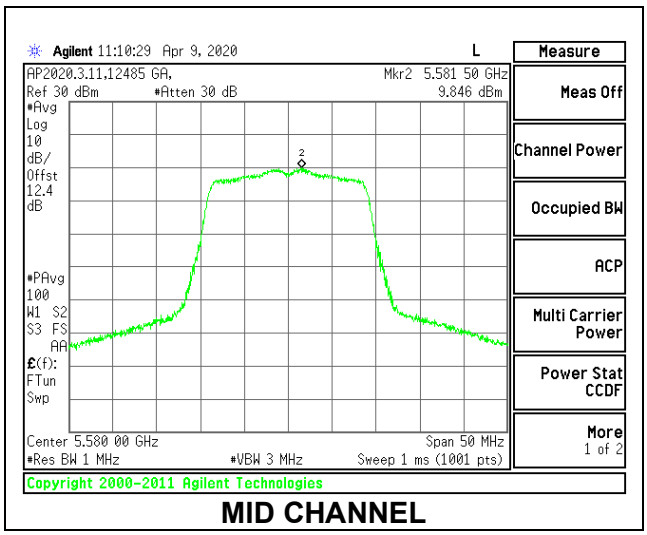

MID CHANNEL

UL VERIFICATION SERVICES INC.
47173 Benicia Street, Fremont, CA 94538; USA TEL:(510) 319-4000 FAX:(510) 661-0888

This report shall not be reproduced except in full, without the written approval of UL Verification Services Inc.

1TX ANT 5 MODE (FCC)

Test Engineer:	12485 GA
Test Date:	08/05/2020

Bandwidth, Antenna Gain, and Limits

Channel	Frequency (MHz)	Min 26 dB BW (MHz)	Directional Gain (dBi)	Power Limit (dBm)	PSD Limit (dBm/1MHz)
Low	5500	20.80	-0.20	24.00	11.00
Mid	5580	20.71	-0.20	24.00	11.00
High	5700	20.43	-0.20	24.00	11.00
144	5720	15.82	-0.20	22.99	11.00

Duty Cycle CF (dB)	0.00	**Included in Calculations Corr'd PSD**

Output Power Results

Channel	Frequency (MHz)	Antenna 5 Meas Power (dBm)	Total Corr'd Power (dBm)	Power Limit (dBm)	Power Margin (dB)
Low	5500	18.01	18.01	24.00	-5.99
Mid	5580	19.71	19.71	24.00	-4.29
High	5700	17.52	17.52	24.00	-6.48
144	5720	19.68	19.68	22.99	-3.31

PSD Results

Channel	Frequency (MHz)	Antenna 5 Meas PSD (dBm/1MHz)	Total Corr'd PSD (dBm/1MHz)	PSD Limit (dBm/1MHz)	PSD Margin (dB)
Low	5500	8.416	8.416	11.00	-2.584
Mid	5580	9.962	9.962	11.00	-1.038
High	5700	7.773	7.773	11.00	-3.227
144	5720	5.198	5.198	11.00	-5.802

UL VERIFICATION SERVICES INC.
47173 Benicia Street, Fremont, CA 94538; USA TEL:(510) 319-4000 FAX:(510) 661-0888
This report shall not be reproduced except in full, without the written approval of UL Verification Services Inc.

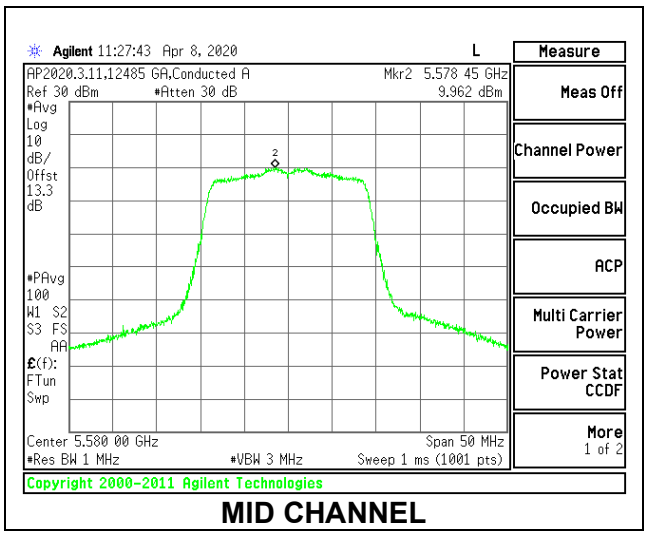

MID CHANNEL

UL VERIFICATION SERVICES INC.
47173 Benicia Street, Fremont, CA 94538; USA TEL:(510) 319-4000 FAX:(510) 661-0888

This report shall not be reproduced except in full, without the written approval of UL Verification Services Inc.

2TX ANT 6 + ANT 5 CDD MODE (FCC)

Test Engineer:	44353
Test Date:	08/05/2020

Bandwidth, Antenna Gain, and Limits

Channel	Frequency (MHz)	Min 26 dB BW (MHz)	Directional Gain for Power (dBi)	Directional Gain for PSD (dBi)	Power Limit (dBm)	PSD Limit (dBm/1MHz)
Low	5500	21.04	0.22	3.22	24.00	11.00
Mid	5580	21.06	0.22	3.22	24.00	11.00
High	5700	21.04	0.22	3.22	24.00	11.00
144	5720	15.80	0.22	3.22	22.99	11.00

Duty Cycle CF (dB)	0.00	**Included in Calculations of Corr'd PSD**

Output Power Results

Channel	Frequency (MHz)	Antenna 6 Meas Power (dBm)	Antenna 5 Meas Power (dBm)	Total Corr'd Power (dBm)	Power Limit (dBm)	Power Margin (dB)
Low	5500	16.37	16.62	19.51	24.00	-4.49
Mid	5580	16.29	16.64	19.48	24.00	-4.52
High	5700	16.34	16.73	19.55	24.00	-4.45
144	5720	16.36	16.72	19.55	22.99	-3.43

PSD Results

Channel	Frequency (MHz)	Antenna 6 Meas PSD (dBm/1MHz)	Antenna 5 Meas PSD (dBm/1MHz)	Total Corr'd PSD (dBm/1MHz)	PSD Limit (dBm/1MHz)	PSD Margin (dB)
Low	5500	6.345	6.213	9.290	11.00	-1.710
Mid	5580	6.175	6.324	9.260	11.00	-1.740
High	5700	6.321	6.508	9.426	11.00	-1.574
144	5720	6.328	6.502	9.426	11.00	-1.574

NOTE: Antenna 6 PSD tested at higher power

UL VERIFICATION SERVICES INC.
47173 Benicia Street, Fremont, CA 94538; USA TEL:(510) 319-4000 FAX:(510) 661-0888

This report shall not be reproduced except in full, without the written approval of UL Verification Services Inc.

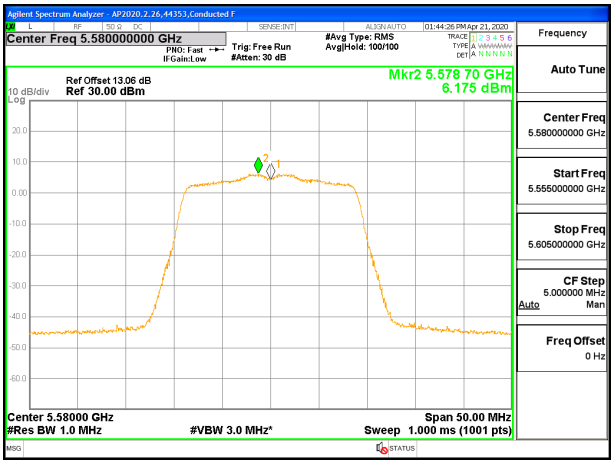

MID CHANNEL [ANT 6]

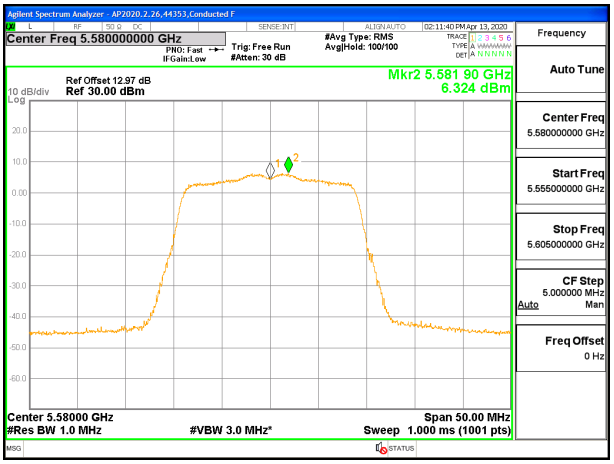

MID CHANNEL [ANT 5]

UL VERIFICATION SERVICES INC.
47173 Benicia Street, Fremont, CA 94538; USA TEL:(510) 319-4000 FAX:(510) 661-0888

This report shall not be reproduced except in full, without the written approval of UL Verification Services Inc.

9.4.14. 802.11n HT40 MODE IN THE 5.6 GHz BAND

1TX ANT 6 MODE (FCC)

Test Engineer:	12485 GA
Test Date:	08/05/2020

Bandwidth, Antenna Gain, and Limits

Channel	Frequency (MHz)	Min 26 dB BW (MHz)	Directional Gain (dBi)	Power Limit (dBm)	PSD Limit (dBm/1MHz)
Low	5510	39.74	0.60	24.00	11.00
Mid	5550	39.84	0.60	24.00	11.00
High	5670	39.39	0.60	24.00	11.00
142	5710	37.00	0.60	24.00	11.00

Duty Cycle CF (dB)	0.14	**Included in Calculations Corr'd PSD**

Output Power Results

Channel	Frequency (MHz)	Antenna 6 Meas Power (dBm)	Total Corr'd Power (dBm)	Power Limit (dBm)	Power Margin (dB)
Low	5510	16.20	16.20	24.00	-7.80
Mid	5550	16.65	16.65	24.00	-7.35
High	5670	16.60	16.60	24.00	-7.40
142	5710	16.62	16.76	24.00	-7.24

PSD Results

Channel	Frequency (MHz)	Antenna 6 Meas PSD (dBm/1MHz)	Total Corr'd PSD (dBm/1MHz)	PSD Limit (dBm/1MHz)	PSD Margin (dB)
Low	5510	4.248	4.388	11.00	-6.612
Mid	5550	8.629	8.769	11.00	-2.231
High	5670	5.723	5.863	11.00	-5.137
142	5710	8.406	8.546	11.00	-2.454

NOTE: 5550/5670/5710 PSD tested at higher power

UL VERIFICATION SERVICES INC.
47173 Benicia Street, Fremont, CA 94538; USA TEL:(510) 319-4000 FAX:(510) 661-0888
This report shall not be reproduced except in full, without the written approval of UL Verification Services Inc.

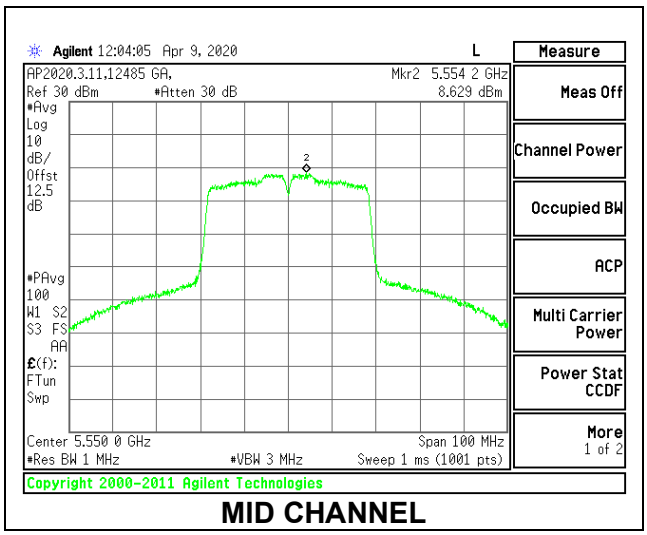

MID CHANNEL

UL VERIFICATION SERVICES INC.
47173 Benicia Street, Fremont, CA 94538; USA TEL:(510) 319-4000 FAX:(510) 661-0888

This report shall not be reproduced except in full, without the written approval of UL Verification Services Inc.

1TX ANT 5 MODE (FCC)

Test Engineer:	23560
Test Date:	08/05/2020

Bandwidth, Antenna Gain, and Limits

Channel	Frequency (MHz)	Min 26 dB BW (MHz)	Directional Gain (dBi)	Power Limit (dBm)	PSD Limit (dBm/1MHz)
Low	5510	39.69	-0.20	24.00	11.00
Mid	5550	39.06	-0.20	24.00	11.00
High	5670	39.34	-0.20	24.00	11.00
142	5710	36.80	-0.20	24.00	11.00

Duty Cycle CF (dB)	0.14	**Included in Calculations Corr'd PSD**

Output Power Results

Channel	Frequency (MHz)	Antenna 5 Meas Power (dBm)	Total Corr'd Power (dBm)	Power Limit (dBm)	Power Margin (dB)
Low	5510	16.19	16.19	24.00	-7.81
Mid	5550	20.69	20.69	24.00	-3.31
High	5670	20.35	20.35	24.00	-3.65
142	5710	20.66	20.80	24.00	-3.20

PSD Results

Channel	Frequency (MHz)	Antenna 5 Meas PSD (dBm/1MHz)	Total Corr'd PSD (dBm/1MHz)	PSD Limit (dBm/1MHz)	PSD Margin (dB)
Low	5510	4.372	4.512	11.00	-6.488
Mid	5550	8.519	8.659	11.00	-2.341
High	5670	6.048	6.188	11.00	-4.812
142	5710	8.211	8.351	11.00	-2.649

UL VERIFICATION SERVICES INC.
47173 Benicia Street, Fremont, CA 94538; USA TEL:(510) 319-4000 FAX:(510) 661-0888

This report shall not be reproduced except in full, without the written approval of UL Verification Services Inc.

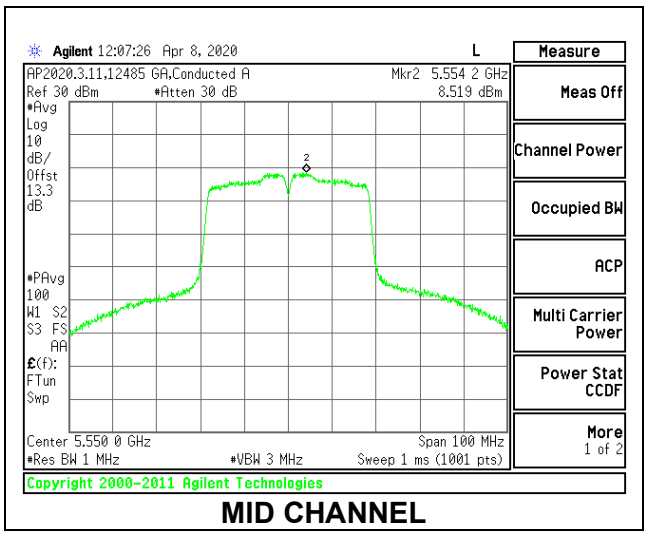

MID CHANNEL

UL VERIFICATION SERVICES INC.
47173 Benicia Street, Fremont, CA 94538; USA TEL:(510) 319-4000 FAX:(510) 661-0888

This report shall not be reproduced except in full, without the written approval of UL Verification Services Inc.

2TX ANT 6 + ANT 5 CDD MODE (FCC)

Test Engineer:	44353
Test Date:	08/05/2020

Bandwidth, Antenna Gain, and Limits

Channel	Frequency (MHz)	Min 26 dB BW (MHz)	Directional Gain for Power (dBi)	Directional Gain for PSD (dBi)	Power Limit (dBm)	PSD Limit (dBm/1MHz)
Low	5510	39.40	0.22	3.22	24.00	11.00
Mid	5550	39.37	0.22	3.22	24.00	11.00
High	5670	39.23	0.22	3.22	24.00	11.00
142	5710	36.90	0.22	3.22	24.00	11.00

Duty Cycle CF (dB)	0.17	**Included in Calculations of Corr'd Power & PSD**

Output Power Results

Channel	Frequency (MHz)	Antenna 6 Meas Power (dBm)	Antenna 5 Meas Power (dBm)	Total Corr'd Power (dBm)	Power Limit (dBm)	Power Margin (dB)
Low	5510	15.20	15.24	18.23	24.00	-5.77
Mid	5550	16.45	19.75	21.42	24.00	-2.58
High	5670	16.40	19.63	21.32	24.00	-2.68
142	5710	16.46	19.70	21.56	24.00	-2.44

PSD Results

Channel	Frequency (MHz)	Antenna 6 Meas PSD (dBm/1MHz)	Antenna 5 Meas PSD (dBm/1MHz)	Total Corr'd PSD (dBm/1MHz)	PSD Limit (dBm/ 1MHz)	PSD Margin (dB)
Low	5510	2.383	2.879	5.818	11.00	-5.18
Mid	5550	6.510	6.707	9.790	11.00	-1.21
High	5670	5.062	4.943	8.183	11.00	-2.82
142	5710	6.188	6.217	9.383	11.00	-1.62

NOTE: 5550/5670/5710 PSD tested at higher power

UL VERIFICATION SERVICES INC.
47173 Benicia Street, Fremont, CA 94538; USA TEL:(510) 319-4000 FAX:(510) 661-0888

This report shall not be reproduced except in full, without the written approval of UL Verification Services Inc.

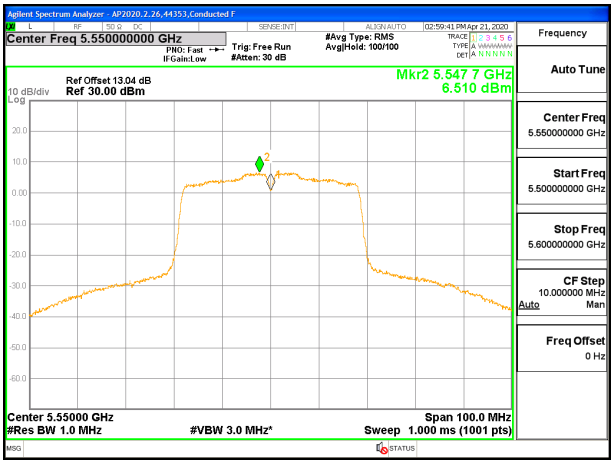

MID CHANNEL [ANT 6]

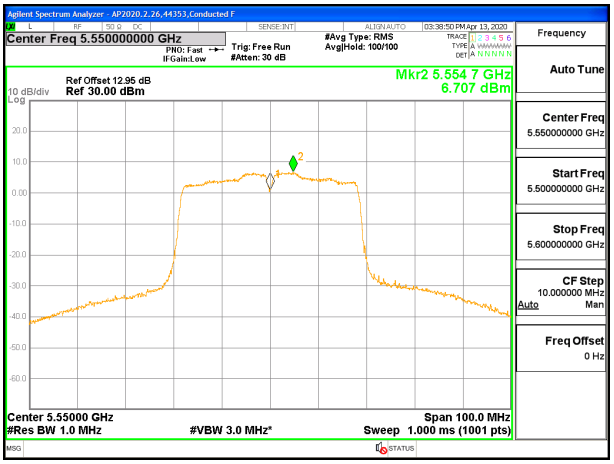

MID CHANNEL [ANT 5]

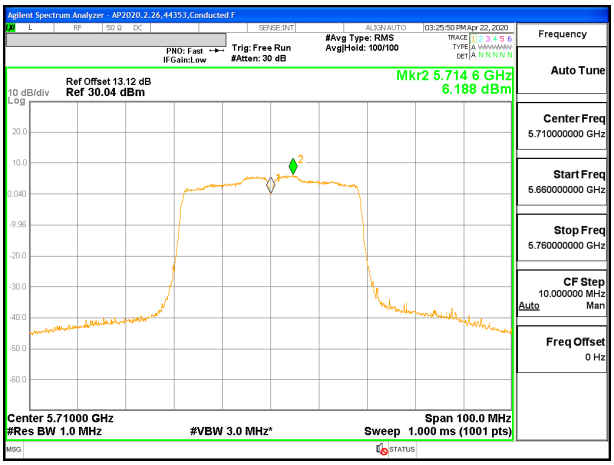

CHANNEL 142 [ANT 6]

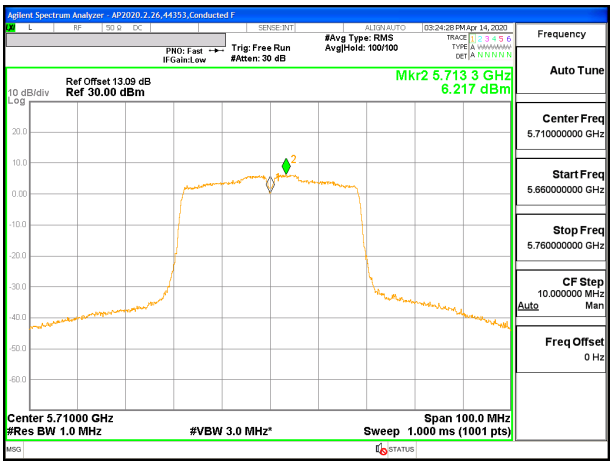

CHANNEL 142 [ANT 5]

UL VERIFICATION SERVICES INC.
47173 Benicia Street, Fremont, CA 94538; USA TEL:(510) 319-4000 FAX:(510) 661-0888

This report shall not be reproduced except in full, without the written approval of UL Verification Services Inc.

9.4.15. 802.11ac VHT80 MODE IN THE 5.6 GHz BAND

1TX ANT 6 MODE (FCC)

Test Engineer:	12485 GA
Test Date:	08/05/2020

Bandwidth, Antenna Gain, and Limits

Channel	Frequency (MHz)	Min 26 dB BW (MHz)	Directional Gain (dBi)	Power Limit (dBm)	PSD Limit (dBm/1MHz)
Low	5530	80.41	0.60	24.00	11.00
High	5610	80.90	0.60	24.00	11.00
138	5690	76.60	0.60	24.00	11.00

Duty Cycle CF (dB)	0.22	**Included in Calculations Corr'd PSD**

Output Power Results

Channel	Frequency (MHz)	Antenna 6 Meas Power (dBm)	Total Corr'd Power (dBm)	Power Limit (dBm)	Power Margin (dB)
Low	5530	15.24	15.24	24.00	-8.76
High	5610	16.50	16.50	24.00	-7.50
138	5690	16.44	16.66	24.00	-7.34

PSD Results

Channel	Frequency (MHz)	Antenna 6 Meas PSD (dBm/1MHz)	Total Corr'd PSD (dBm/1MHz)	PSD Limit (dBm/1MHz)	PSD Margin (dB)
Low	5530	0.366	0.586	11.00	-10.414
High	5610	5.616	5.836	11.00	-5.164
138	5690	5.413	5.633	11.00	-5.367

NOTE: 5610/5690 PSD tested at higher power

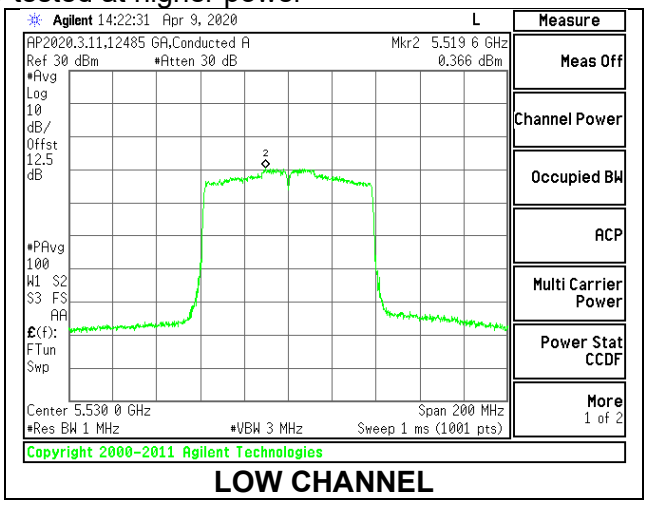

LOW CHANNEL

UL VERIFICATION SERVICES INC.
47173 Benicia Street, Fremont, CA 94538; USA TEL:(510) 319-4000 FAX:(510) 661-0888

This report shall not be reproduced except in full, without the written approval of UL Verification Services Inc.

1TX ANT 5 MODE (FCC)

Test Engineer:	23560
Test Date:	08/05/2020

Bandwidth, Antenna Gain, and Limits

Channel	Frequency (MHz)	Min 26 dB BW (MHz)	Directional Gain (dBi)	Power Limit (dBm)	PSD Limit (dBm/1MHz)
Low	5530	80.47	-0.20	24.00	11.00
High	5610	80.38	-0.20	24.00	11.00
138	5690	76.60	-0.20	24.00	11.00

Duty Cycle CF (dB)	0.22	**Included in Calculations Corr'd PSD**

Output Power Results

Channel	Frequency (MHz)	Antenna 5 Meas Power (dBm)	Total Corr'd Power (dBm)	Power Limit (dBm)	Power Margin (dB)
Low	5530	15.29	15.29	24.00	-8.71
High	5610	21.19	21.19	24.00	-2.81
138	5690	21.18	21.40	24.00	-2.60

PSD Results

Channel	Frequency (MHz)	Antenna 5 Meas PSD (dBm/1MHz)	Total Corr'd PSD (dBm/1MHz)	PSD Limit (dBm/1MHz)	PSD Margin (dB)
Low	5530	0.299	0.519	11.00	-10.481
High	5610	5.352	5.572	11.00	-5.428
138	5690	5.358	5.578	11.00	-5.422

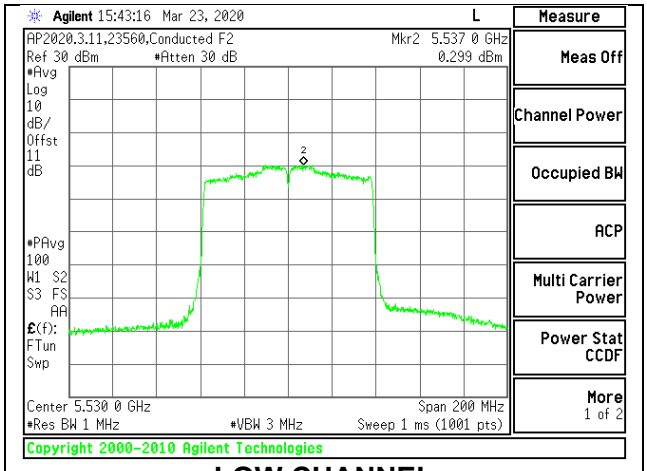

LOW CHANNEL

UL VERIFICATION SERVICES INC.
47173 Benicia Street, Fremont, CA 94538; USA TEL:(510) 319-4000 FAX:(510) 661-0888

This report shall not be reproduced except in full, without the written approval of UL Verification Services Inc.

2TX ANT 6 + ANT 5 CDD MODE (FCC)

Test Engineer:	44353
Test Date:	08/05/2020

Bandwidth, Antenna Gain, and Limits

Channel	Frequency (MHz)	Min 26 dB BW (MHz)	Directional Gain for Power (dBi)	Directional Gain for PSD (dBi)	Power Limit (dBm)	PSD Limit (dBm/1MHz)
Low	5530	80.10	0.22	3.22	24.00	11.00
High	5610	80.62	0.22	3.22	24.00	11.00
138	5690	76.50	0.22	3.22	24.00	11.00

Duty Cycle CF (dB)	0.33	**Included in Calculations of Corr'd PSD**

Output Power Results

Channel	Frequency (MHz)	Antenna 6 Meas Power (dBm)	Antenna 5 Meas Power (dBm)	Total Corr'd Power (dBm)	Power Limit (dBm)	Power Margin (dB)
Low	5530	14.54	14.56	17.56	24.00	-6.44
High	5610	16.40	19.70	21.37	24.00	-2.63
138	5690	16.43	19.64	21.67	24.00	-2.33

PSD Results

Channel	Frequency (MHz)	Antenna 6 Meas PSD (dBm/1MHz)	Antenna 5 Meas PSD (dBm/1MHz)	Total Corr'd PSD (dBm/1MHz)	PSD Limit (dBm/1MHz)	PSD Margin (dB)
Low	5530	-1.041	-0.973	2.333	11.00	-8.667
High	5610	3.582	3.491	6.877	11.00	-4.123
138	5690	3.409	3.211	6.651	11.00	-4.349

NOTE: Antenna 6 5610/5690 PSD tested at higher power

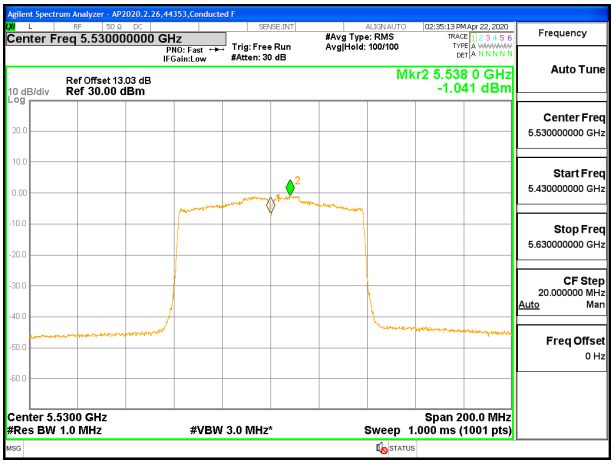

LOW CHANNEL [ANT 6]

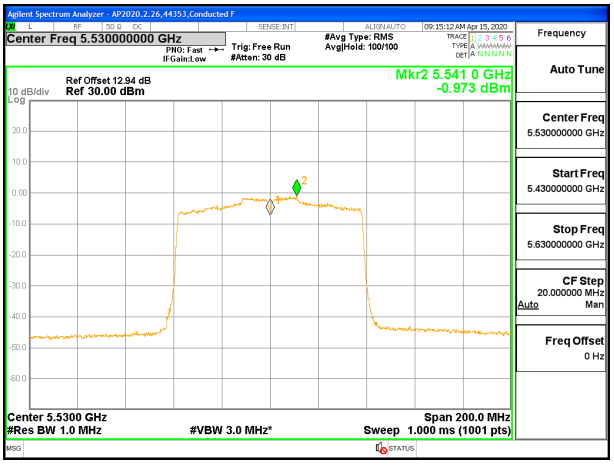

LOW CHANNEL [ANT 5]

UL VERIFICATION SERVICES INC.
47173 Benicia Street, Fremont, CA 94538; USA TEL:(510) 319-4000 FAX:(510) 661-0888

This report shall not be reproduced except in full, without the written approval of UL Verification Services Inc.

9.4.16. 802.11ax HE20 MODE IN THE 5.6 GHz BAND

1TX ANT 6 MODE (FCC): 26 Tones, RU Index 0

Test Engineer:	12485 GA
Test Date:	08/05/2020

Bandwidth, Antenna Gain, and Limits

Channel	Frequency (MHz)	Min 26 dB BW (MHz)	Directional Gain (dBi)	Power Limit (dBm)	PSD Limit (dBm/1MHz)
Low	5500	20.07	0.60	24.00	11.00
Mid	5580	20.06	0.60	24.00	11.00
High	5700	20.10	0.60	24.00	11.00
144	5720	19.76	0.60	23.96	11.00

Duty Cycle CF (dB)	0.00	**Included in Calculations Corr'd PSD**

Output Power Results

Channel	Frequency (MHz)	Antenna 6 Meas Power (dBm)	Total Corr'd Power (dBm)	Power Limit (dBm)	Power Margin (dB)
Low	5500	11.69	11.69	24.00	-12.31
Mid	5580	11.70	11.70	24.00	-12.30
High	5700	11.66	11.66	24.00	-12.34
144	5720	11.64	11.64	23.96	-12.32

PSD Results

Channel	Frequency (MHz)	Antenna 6 Meas PSD (dBm/1MHz)	Total Corr'd PSD (dBm/1MHz)	PSD Limit (dBm/1MHz)	PSD Margin (dB)
Low	5500	9.639	9.639	11.00	-1.361
Mid	5580	9.353	9.353	11.00	-1.647
High	5700	9.591	9.591	11.00	-1.409
144	5720	8.840	8.840	11.00	-2.160

UL VERIFICATION SERVICES INC.
47173 Benicia Street, Fremont, CA 94538; USA TEL:(510) 319-4000 FAX:(510) 661-0888
This report shall not be reproduced except in full, without the written approval of UL Verification Services Inc.

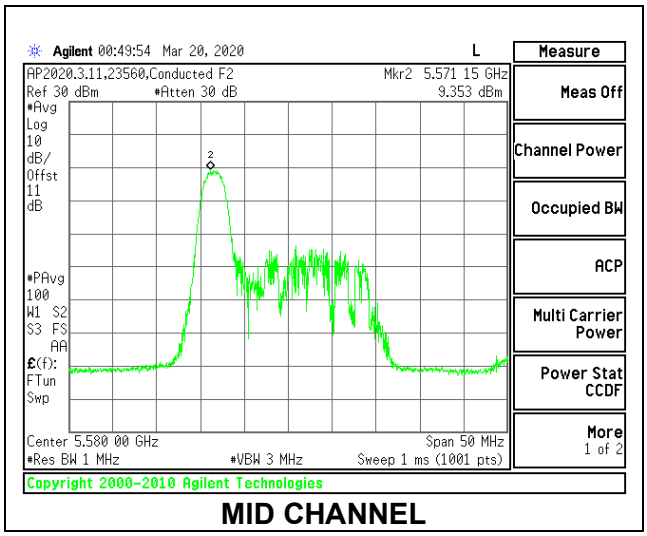

MID CHANNEL

UL VERIFICATION SERVICES INC.
47173 Benicia Street, Fremont, CA 94538; USA TEL:(510) 319-4000 FAX:(510) 661-0888

This report shall not be reproduced except in full, without the written approval of UL Verification Services Inc.

1TX ANT 6 MODE (FCC): 26 Tones, RU Index 4

Test Engineer:	12485 GA
Test Date:	08/05/2020

Bandwidth, Antenna Gain, and Limits

Channel	Frequency (MHz)	Min 26 dB BW (MHz)	Directional Gain (dBi)	Power Limit (dBm)	PSD Limit (dBm/1MHz)
Low	5500	19.33	0.60	23.86	11.00
Mid	5580	19.29	0.60	23.85	11.00
High	5700	19.33	0.60	23.86	11.00
144	5720	19.14	0.60	23.82	11.00

Duty Cycle CF (dB)	0.00	**Included in Calculations Corr'd PSD**

Output Power Results

Channel	Frequency (MHz)	Antenna 6 Meas Power (dBm)	Total Corr'd Power (dBm)	Power Limit (dBm)	Power Margin (dB)
Low	5500	11.62	11.62	23.86	-12.24
Mid	5580	11.68	11.68	23.85	-12.17
High	5700	11.71	11.71	23.86	-12.15
144	5720	11.65	11.65	23.82	-12.17

PSD Results

Channel	Frequency (MHz)	Antenna 6 Meas PSD (dBm/1MHz)	Total Corr'd PSD (dBm/1MHz)	PSD Limit (dBm/1MHz)	PSD Margin (dB)
Low	5500	8.252	8.252	11.00	-2.748
Mid	5580	8.386	8.386	11.00	-2.614
High	5700	8.475	8.475	11.00	-2.525
144	5720	7.767	7.767	11.00	-3.233

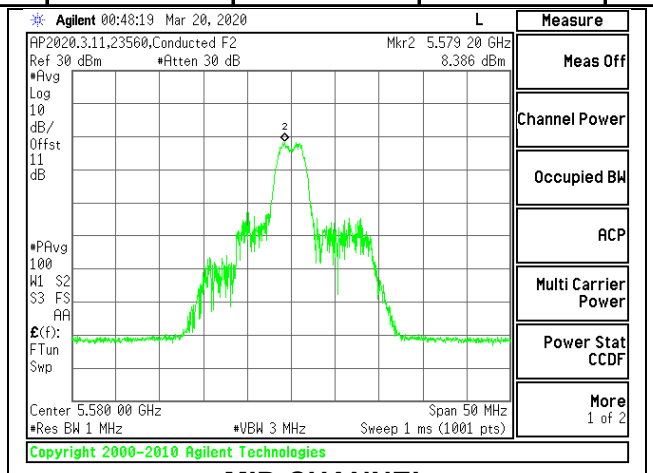

MID CHANNEL

UL VERIFICATION SERVICES INC.
47173 Benicia Street, Fremont, CA 94538; USA TEL:(510) 319-4000 FAX:(510) 661-0888

This report shall not be reproduced except in full, without the written approval of UL Verification Services Inc.

1TX ANT 6 MODE (FCC): 26 Tones, RU Index 8

Test Engineer:	12485 GA
Test Date:	08/05/2020

Bandwidth, Antenna Gain, and Limits

Channel	Frequency (MHz)	Min 26 dB BW (MHz)	Directional Gain (dBi)	Power Limit (dBm)	PSD Limit (dBm/1MHz)
Low	5500	20.39	0.60	24.00	11.00
Mid	5580	20.45	0.60	24.00	11.00
High	5700	20.54	0.60	24.00	11.00
144	5720	20.51	0.60	24.00	11.00

Duty Cycle CF (dB)	0.00	**Included in Calculations Corr'd PSD**

Output Power Results

Channel	Frequency (MHz)	Antenna 6 Meas Power (dBm)	Total Corr'd Power (dBm)	Power Limit (dBm)	Power Margin (dB)
Low	5500	11.73	11.73	24.00	-12.27
Mid	5580	11.61	11.61	24.00	-12.39
High	5700	11.68	11.68	24.00	-12.32
144	5720	11.62	11.62	24.00	-12.38

PSD Results

Channel	Frequency (MHz)	Antenna 6 Meas PSD (dBm/1MHz)	Total Corr'd PSD (dBm/1MHz)	PSD Limit (dBm/1MHz)	PSD Margin (dB)
Low	5500	9.811	9.811	11.00	-1.189
Mid	5580	9.580	9.580	11.00	-1.420
High	5700	9.528	9.528	11.00	-1.472
144	5720	9.216	9.216	11.00	-1.784

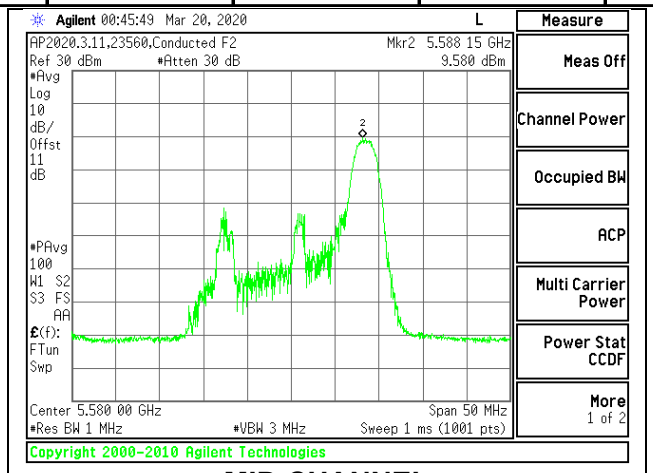

MID CHANNEL

UL VERIFICATION SERVICES INC.
47173 Benicia Street, Fremont, CA 94538; USA TEL:(510) 319-4000 FAX:(510) 661-0888

This report shall not be reproduced except in full, without the written approval of UL Verification Services Inc.

1TX ANT 6 MODE (FCC): 242 Tones, RU Index 61

Test Engineer:	12485 GA
Test Date:	08/05/2020

Bandwidth, Antenna Gain, and Limits

Channel	Frequency (MHz)	Min 26 dB BW (MHz)	Directional Gain (dBi)	Power Limit (dBm)	PSD Limit (dBm/1MHz)
Low	5500	21.18	0.60	24.00	11.00
Mid	5580	21.11	0.60	24.00	11.00
High	5700	21.02	0.60	24.00	11.00
144	5720	21.14	0.60	24.00	11.00

Duty Cycle CF (dB)	0.00	**Included in Calculations Corr'd PSD**

Output Power Results

Channel	Frequency (MHz)	Antenna 6 Meas Power (dBm)	Total Corr'd Power (dBm)	Power Limit (dBm)	Power Margin (dB)
Low	5500	16.45	16.45	24.00	-7.55
Mid	5580	16.50	16.50	24.00	-7.50
High	5700	16.24	16.24	24.00	-7.76
144	5720	16.44	16.44	24.00	-7.56

PSD Results

Channel	Frequency (MHz)	Antenna 6 Meas PSD (dBm/1MHz)	Total Corr'd PSD (dBm/1MHz)	PSD Limit (dBm/1MHz)	PSD Margin (dB)
Low	5500	7.806	7.806	11.00	-3.194
Mid	5580	9.508	9.508	11.00	-1.492
High	5700	6.387	6.387	11.00	-4.613
144	5720	9.285	9.285	11.00	-1.715

NOTE: 5500/5580/5720 PSD tested at higher power

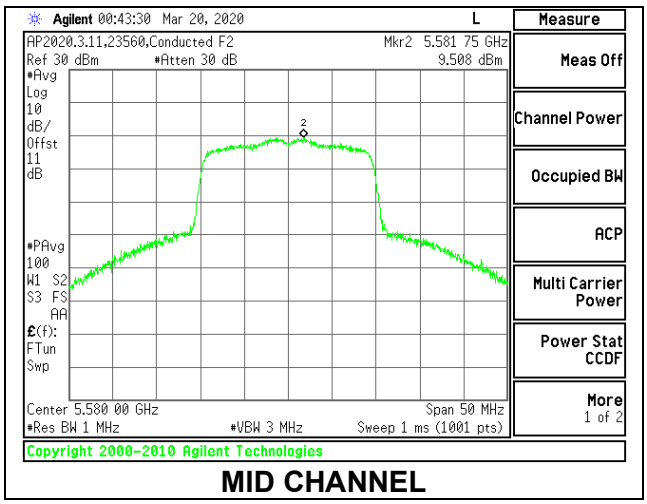

MID CHANNEL

UL VERIFICATION SERVICES INC.
47173 Benicia Street, Fremont, CA 94538; USA TEL:(510) 319-4000 FAX:(510) 661-0888

This report shall not be reproduced except in full, without the written approval of UL Verification Services Inc.

1TX ANT 5 MODE (FCC): 26 Tones, RU Index 0

Test Engineer:	12485 GA
Test Date:	08/05/2020

Bandwidth, Antenna Gain, and Limits

Channel	Frequency (MHz)	Min 26 dB BW (MHz)	Directional Gain (dBi)	Power Limit (dBm)	PSD Limit (dBm/1MHz)
Low	5500	20.00	-0.20	24.00	11.00
Mid	5580	20.07	-0.20	24.00	11.00
High	5700	20.02	-0.20	24.00	11.00
144	5720	20.08	-0.20	24.00	11.00

Duty Cycle CF (dB)	0.00	**Included in Calculations Corr'd PSD**

Output Power Results

Channel	Frequency (MHz)	Antenna 5 Meas Power (dBm)	Total Corr'd Power (dBm)	Power Limit (dBm)	Power Margin (dB)
Low	5500	11.68	11.68	24.00	-12.32
Mid	5580	11.70	11.70	24.00	-12.30
High	5700	11.71	11.71	24.00	-12.29
144	5720	11.68	11.68	24.00	-12.32

PSD Results

Channel	Frequency (MHz)	Antenna 5 Meas PSD (dBm/1MHz)	Total Corr'd PSD (dBm/1MHz)	PSD Limit (dBm/1MHz)	PSD Margin (dB)
Low	5500	9.597	9.597	11.00	-1.403
Mid	5580	8.976	8.976	11.00	-2.024
High	5700	9.796	9.796	11.00	-1.204
144	5720	8.886	8.886	11.00	-2.114

UL VERIFICATION SERVICES INC.
47173 Benicia Street, Fremont, CA 94538; USA TEL:(510) 319-4000 FAX:(510) 661-0888

This report shall not be reproduced except in full, without the written approval of UL Verification Services Inc.

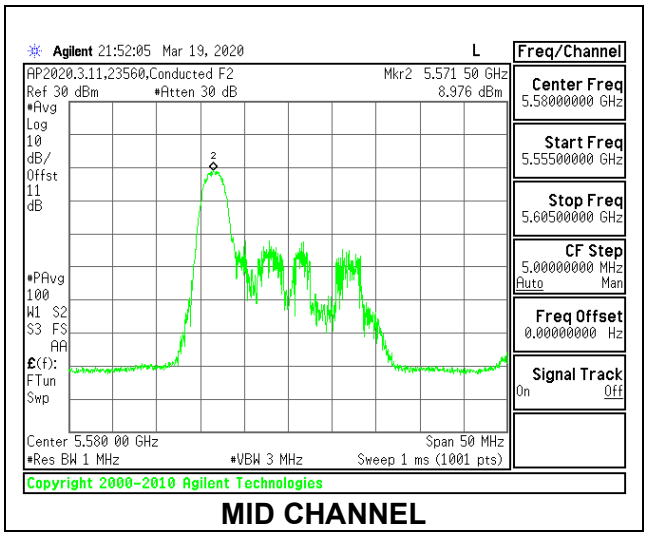

MID CHANNEL

UL VERIFICATION SERVICES INC.
47173 Benicia Street, Fremont, CA 94538; USA TEL:(510) 319-4000 FAX:(510) 661-0888

This report shall not be reproduced except in full, without the written approval of UL Verification Services Inc.

1TX ANT 5 MODE (FCC): 26 Tones, RU Index 4

Test Engineer:	12485 GA
Test Date:	08/05/2020

Bandwidth, Antenna Gain, and Limits

Channel	Frequency (MHz)	Min 26 dB BW (MHz)	Directional Gain (dBi)	Power Limit (dBm)	PSD Limit (dBm/1MHz)
Low	5500	19.33	-0.20	23.86	11.00
Mid	5580	19.16	-0.20	23.82	11.00
High	5700	19.13	-0.20	23.82	11.00
144	5720	19.41	-0.20	23.88	11.00

Duty Cycle CF (dB)	0.00	**Included in Calculations Corr'd PSD**

Output Power Results

Channel	Frequency (MHz)	Antenna 5 Meas Power (dBm)	Total Corr'd Power (dBm)	Power Limit (dBm)	Power Margin (dB)
Low	5500	11.70	11.70	23.86	-12.16
Mid	5580	11.62	11.62	23.82	-12.20
High	5700	11.67	11.67	23.82	-12.15
144	5720	11.66	11.66	23.88	-12.22

PSD Results

Channel	Frequency (MHz)	Antenna 5 Meas PSD (dBm/1MHz)	Total Corr'd PSD (dBm/1MHz)	PSD Limit (dBm/1MHz)	PSD Margin (dB)
Low	5500	8.518	8.518	11.00	-2.482
Mid	5580	8.119	8.119	11.00	-2.881
High	5700	8.329	8.329	11.00	-2.671
144	5720	7.773	7.773	11.00	-3.227

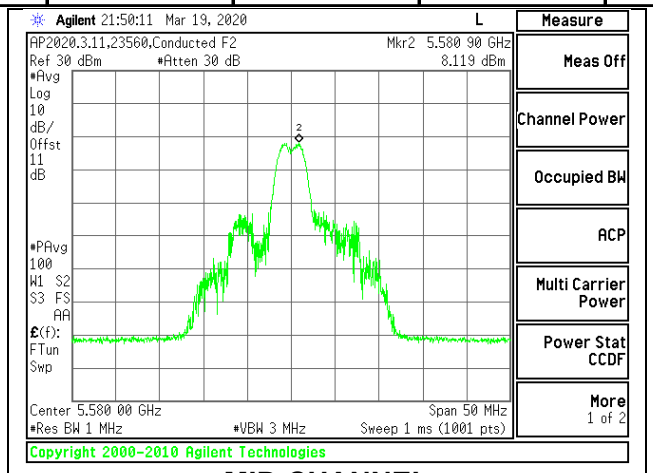

MID CHANNEL

UL VERIFICATION SERVICES INC.
47173 Benicia Street, Fremont, CA 94538; USA TEL:(510) 319-4000 FAX:(510) 661-0888

This report shall not be reproduced except in full, without the written approval of UL Verification Services Inc.

1TX ANT 5 MODE (FCC): 26 Tones, RU Index 8

Test Engineer:	12485 GA
Test Date:	08/05/2020

Bandwidth, Antenna Gain, and Limits

Channel	Frequency (MHz)	Min 26 dB BW (MHz)	Directional Gain (dBi)	Power Limit (dBm)	PSD Limit (dBm/1MHz)
Low	5500	20.33	-0.20	24.00	11.00
Mid	5580	20.19	-0.20	24.00	11.00
High	5700	20.42	-0.20	24.00	11.00
144	5720	20.42	-0.20	24.00	11.00

Duty Cycle CF (dB)	0.00	**Included in Calculations Corr'd PSD**

Output Power Results

Channel	Frequency (MHz)	Antenna 5 Meas Power (dBm)	Total Corr'd Power (dBm)	Power Limit (dBm)	Power Margin (dB)
Low	5500	11.71	11.71	24.00	-12.29
Mid	5580	11.63	11.63	24.00	-12.37
High	5700	11.69	11.69	24.00	-12.31
144	5720	11.68	11.68	24.00	-12.32

PSD Results

Channel	Frequency (MHz)	Antenna 5 Meas PSD (dBm/1MHz)	Total Corr'd PSD (dBm/1MHz)	PSD Limit (dBm/1MHz)	PSD Margin (dB)
Low	5500	9.509	9.509	11.00	-1.491
Mid	5580	9.288	9.288	11.00	-1.712
High	5700	9.443	9.443	11.00	-1.557
144	5720	9.133	9.133	11.00	-1.867

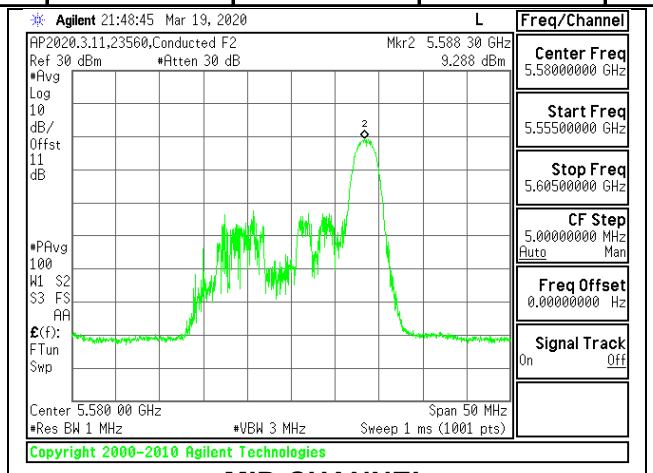

MID CHANNEL

UL VERIFICATION SERVICES INC.
47173 Benicia Street, Fremont, CA 94538; USA TEL:(510) 319-4000 FAX:(510) 661-0888

This report shall not be reproduced except in full, without the written approval of UL Verification Services Inc.

1TX ANT 5 MODE (FCC): 242 Tones, RU Index 61

Test Engineer:	12485 GA
Test Date:	08/05/2020

Bandwidth, Antenna Gain, and Limits

Channel	Frequency (MHz)	Min 26 dB BW (MHz)	Directional Gain (dBi)	Power Limit (dBm)	PSD Limit (dBm/1MHz)
Low	5500	21.04	-0.20	24.00	11.00
Mid	5580	21.04	-0.20	24.00	11.00
High	5700	21.03	-0.20	24.00	11.00
144	5720	21.03	-0.20	24.00	11.00

Duty Cycle CF (dB)	0.00	**Included in Calculations Corr'd PSD**

Output Power Results

Channel	Frequency (MHz)	Antenna 5 Meas Power (dBm)	Total Corr'd Power (dBm)	Power Limit (dBm)	Power Margin (dB)
Low	5500	17.73	17.73	24.00	-6.27
Mid	5580	19.71	19.71	24.00	-4.29
High	5700	16.18	16.18	24.00	-7.82
144	5720	19.67	19.67	24.00	-4.33

PSD Results

Channel	Frequency (MHz)	Antenna 5 Meas PSD (dBm/1MHz)	Total Corr'd PSD (dBm/1MHz)	PSD Limit (dBm/1MHz)	PSD Margin (dB)
Low	5500	7.736	7.736	11.00	-3.264
Mid	5580	9.888	9.888	11.00	-1.112
High	5700	6.115	6.115	11.00	-4.885
144	5720	9.177	9.177	11.00	-1.823

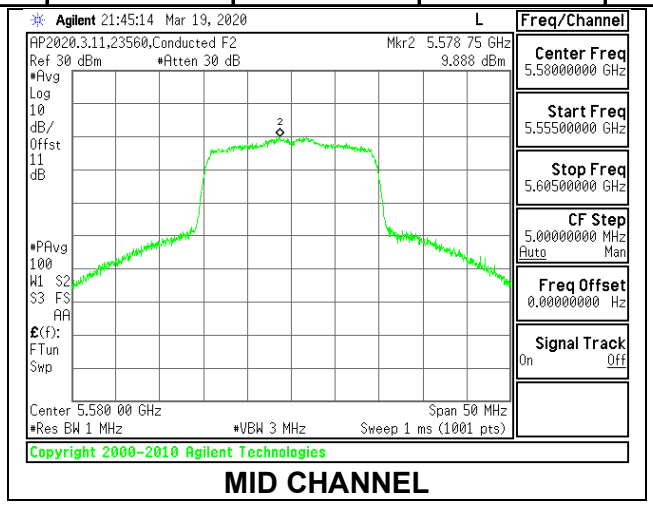

MID CHANNEL

UL VERIFICATION SERVICES INC.
47173 Benicia Street, Fremont, CA 94538; USA TEL:(510) 319-4000 FAX:(510) 661-0888

This report shall not be reproduced except in full, without the written approval of UL Verification Services Inc.

2TX ANT 6 + ANT 5 OFDMA MODE (FCC): 26 Tones, RU Index 0

Test Engineer:	44353
Test Date:	08/05/2020

Bandwidth, Antenna Gain, and Limits

Channel	Frequency (MHz)	Min 26 dB BW (MHz)	Directional Gain for Power (dBi)	Directional Gain for PSD (dBi)	Power Limit (dBm)	PSD Limit (dBm/1MHz)
Low	5500	19.66	0.22	3.22	23.94	11.00
Mid	5580	19.66	0.22	3.22	23.94	11.00
High	5700	19.61	0.22	3.22	23.92	11.00
144	5720	19.69	0.22	3.22	23.94	11.00

Duty Cycle CF (dB)	0.00	**Included in Calculations of Corr'd PSD**

Output Power Results

Channel	Frequency (MHz)	Antenna 6 Meas Power (dBm)	Antenna 5 Meas Power (dBm)	Total Corr'd Power (dBm)	Power Limit (dBm)	Power Margin (dB)
Low	5500	8.71	8.67	11.70	23.94	-12.24
Mid	5580	8.74	8.66	11.71	23.94	-12.23
High	5700	8.62	8.60	11.62	23.92	-12.30
144	5720	8.63	8.64	11.65	23.94	-12.30

PSD Results

Channel	Frequency (MHz)	Antenna 6 Meas PSD (dBm/1MHz)	Antenna 5 Meas PSD (dBm/1MHz)	Total Corr'd PSD (dBm/1MHz)	PSD Limit (dBm/1MHz)	PSD Margin (dB)
Low	5500	6.493	6.388	9.451	11.00	-1.549
Mid	5580	6.577	6.353	9.477	11.00	-1.523
High	5700	6.261	6.212	9.247	11.00	-1.753
144	5720	5.804	5.929	8.877	11.00	-2.123

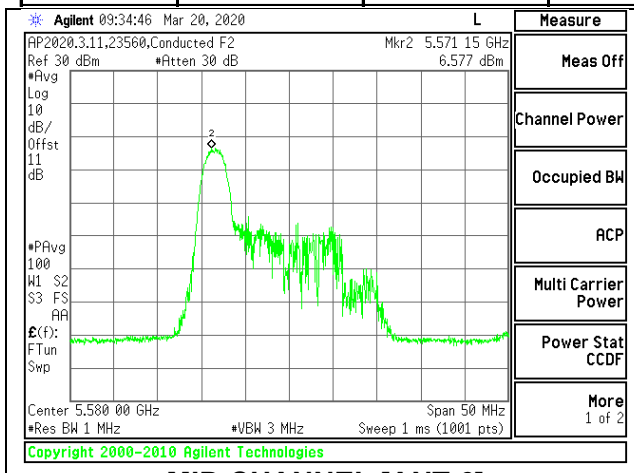

MID CHANNEL [ANT 6]

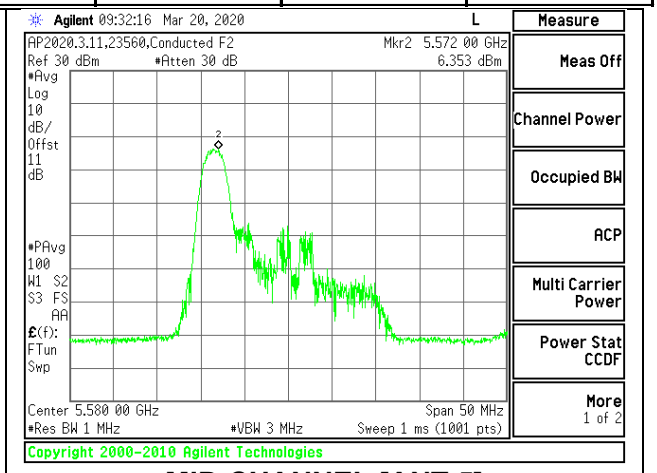

MID CHANNEL [ANT 5]

UL VERIFICATION SERVICES INC.
47173 Benicia Street, Fremont, CA 94538; USA TEL:(510) 319-4000 FAX:(510) 661-0888

This report shall not be reproduced except in full, without the written approval of UL Verification Services Inc.

2TX ANT 6 + ANT 5 OFDMA MODE (FCC): 26 Tones, RU Index 4

Test Engineer:	44353
Test Date:	08/05/2020

Bandwidth, Antenna Gain, and Limits

Channel	Frequency (MHz)	Min 26 dB BW (MHz)	Directional Gain for Power (dBi)	Directional Gain for PSD (dBi)	Power Limit (dBm)	PSD Limit (dBm/1MHz)
Low	5500	18.24	0.22	3.22	23.61	11.00
Mid	5580	18.40	0.22	3.22	23.65	11.00
High	5700	18.25	0.22	3.22	23.61	11.00
144	5720	18.29	0.22	3.22	23.62	11.00

Duty Cycle CF (dB)	0.00	**Included in Calculations of Corr'd PSD**

Output Power Results

Channel	Frequency (MHz)	Antenna 6 Meas Power (dBm)	Antenna 5 Meas Power (dBm)	Total Corr'd Power (dBm)	Power Limit (dBm)	Power Margin (dB)
Low	5500	8.69	8.63	11.67	23.61	-11.94
Mid	5580	8.67	8.60	11.65	23.65	-12.00
High	5700	8.60	8.66	11.64	23.61	-11.97
144	5720	8.64	8.62	11.64	23.62	-11.98

PSD Results

Channel	Frequency (MHz)	Antenna 6 Meas PSD (dBm/1MHz)	Antenna 5 Meas PSD (dBm/1MHz)	Total Corr'd PSD (dBm/1MHz)	PSD Limit (dBm/1MHz)	PSD Margin (dB)
Low	5500	5.701	5.392	8.560	11.00	-2.440
Mid	5580	5.157	5.238	8.208	11.00	-2.792
High	5700	5.258	5.557	8.420	11.00	-2.580
144	5720	5.010	4.927	7.979	11.00	-3.021

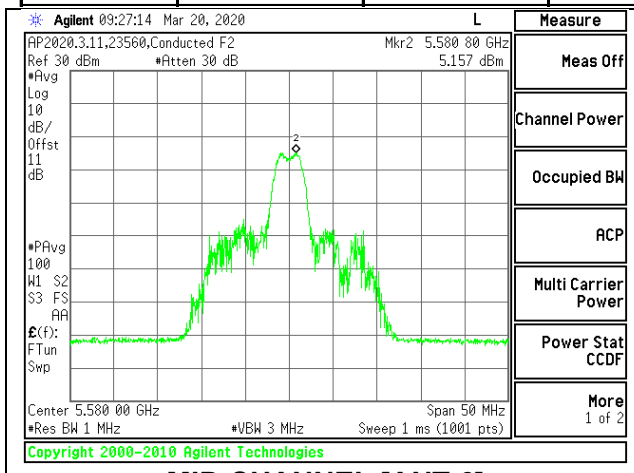

MID CHANNEL [ANT 6]

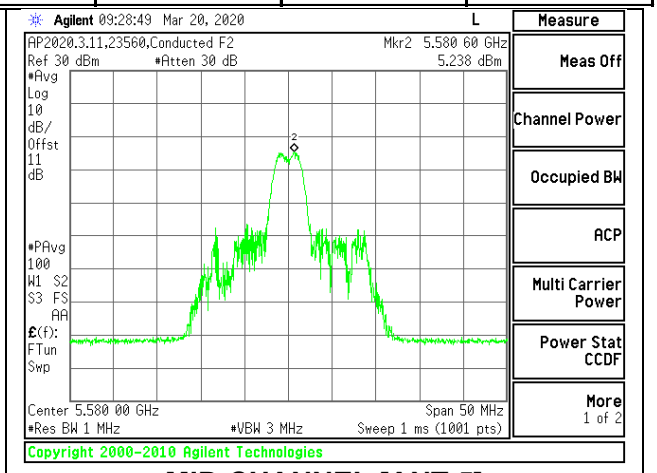

MID CHANNEL [ANT 5]

UL VERIFICATION SERVICES INC.
47173 Benicia Street, Fremont, CA 94538; USA TEL:(510) 319-4000 FAX:(510) 661-0888

This report shall not be reproduced except in full, without the written approval of UL Verification Services Inc.

2TX ANT 6 + ANT 5 OFDMA MODE (FCC): 26 Tones, RU Index 8

Test Engineer:	44353
Test Date:	08/05/2020

Bandwidth, Antenna Gain, and Limits

Channel	Frequency (MHz)	Min 26 dB BW (MHz)	Directional Gain for Power (dBi)	Directional Gain for PSD (dBi)	Power Limit (dBm)	PSD Limit (dBm/1MHz)
Low	5500	19.83	1.00	1.00	23.97	11.00
Mid	5580	19.76	1.00	1.00	23.96	11.00
High	5700	19.84	1.00	1.00	23.98	11.00
144	5720	19.59	1.00	1.00	23.92	11.00

Duty Cycle CF (dB)	0.00	**Included in Calculations of Corr'd PSD**

Output Power Results

Channel	Frequency (MHz)	Antenna 6 Meas Power (dBm)	Antenna 5 Meas Power (dBm)	Total Corr'd Power (dBm)	Power Limit (dBm)	Power Margin (dB)
Low	5500	8.68	8.69	11.70	23.97	-12.28
Mid	5580	8.71	8.71	11.72	23.96	-12.24
High	5700	8.64	8.73	11.70	23.98	-12.28
144	5720	8.69	8.67	11.69	23.92	-12.23

PSD Results

Channel	Frequency (MHz)	Antenna 6 Meas PSD (dBm/1MHz)	Antenna 5 Meas PSD (dBm/1MHz)	Total Corr'd PSD (dBm/1MHz)	PSD Limit (dBm/1MHz)	PSD Margin (dB)
Low	5500	6.533	6.317	9.437	11.00	-1.563
Mid	5580	6.302	6.660	9.495	11.00	-1.505
High	5700	6.451	6.664	9.569	11.00	-1.431
144	5720	6.091	6.015	9.063	11.00	-1.937

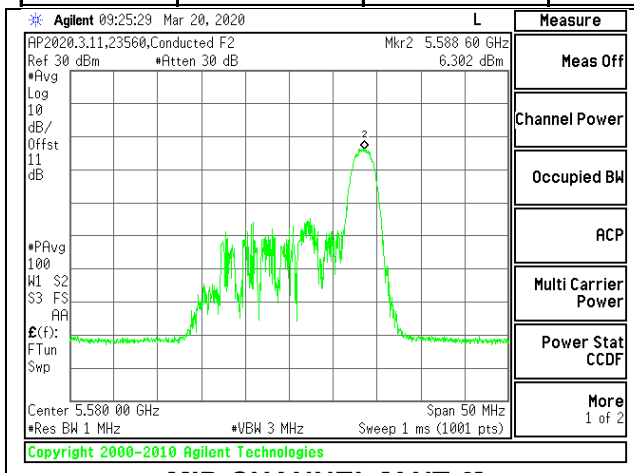

MID CHANNEL [ANT 6]

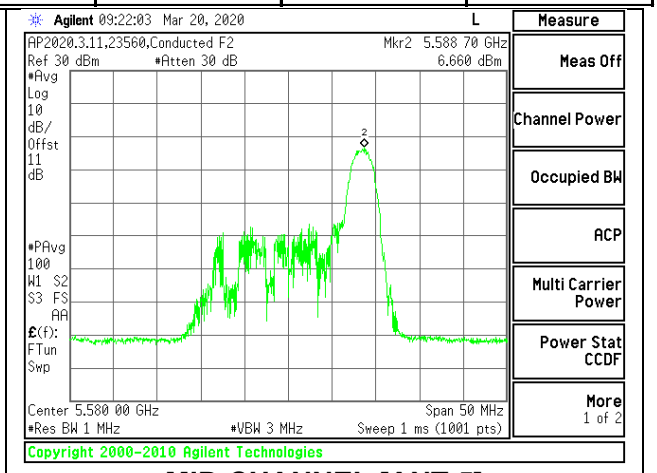

MID CHANNEL [ANT 5]

UL VERIFICATION SERVICES INC.
47173 Benicia Street, Fremont, CA 94538; USA TEL:(510) 319-4000 FAX:(510) 661-0888

This report shall not be reproduced except in full, without the written approval of UL Verification Services Inc.

2TX ANT 6 + ANT 5 OFDMA MODE (FCC): 242 Tones, RU Index 61

Test Engineer:	44353
Test Date:	08/05/2020

Bandwidth, Antenna Gain, and Limits

Channel	Frequency (MHz)	Min 26 dB BW (MHz)	Directional Gain for Power (dBi)	Directional Gain for PSD (dBi)	Power Limit (dBm)	PSD Limit (dBm/1MHz)
Low	5500	20.83	1.00	1.00	24.00	11.00
Mid	5580	20.92	1.00	1.00	24.00	11.00
High	5700	20.73	1.00	1.00	24.00	11.00
144	5720	20.80	1.00	1.00	24.00	11.00

Duty Cycle CF (dB)	0.00	**Included in Calculations of Corr'd PSD**

Output Power Results

Channel	Frequency (MHz)	Antenna 6 Meas Power (dBm)	Antenna 5 Meas Power (dBm)	Total Corr'd Power (dBm)	Power Limit (dBm)	Power Margin (dB)
Low	5500	16.46	16.69	19.59	24.00	-4.41
Mid	5580	16.45	16.66	19.57	24.00	-4.43
High	5700	15.63	15.71	18.68	24.00	-5.32
144	5720	16.49	16.67	19.59	24.00	-4.41

PSD Results

Channel	Frequency (MHz)	Antenna 6 Meas PSD (dBm/1MHz)	Antenna 5 Meas PSD (dBm/1MHz)	Total Corr'd PSD (dBm/1MHz)	PSD Limit (dBm/1MHz)	PSD Margin (dB)
Low	5500	6.576	6.692	9.645	11.00	-1.355
Mid	5580	6.851	6.580	9.728	11.00	-1.272
High	5700	5.623	5.585	8.614	11.00	-2.386
144	5720	5.998	5.933	8.976	11.00	-2.024

NOTE: 5500/5580/5720 PSD tested at higher power

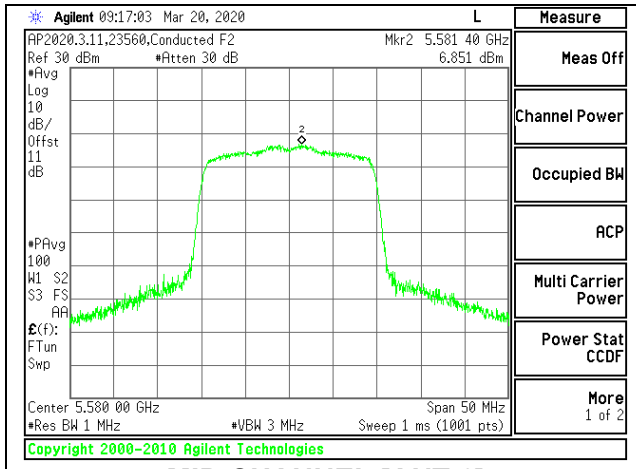

MID CHANNEL [ANT 6]

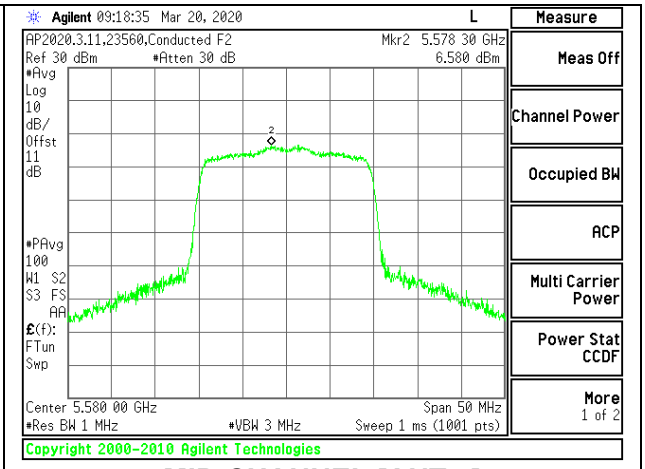

MID CHANNEL [ANT 5]

UL VERIFICATION SERVICES INC.
47173 Benicia Street, Fremont, CA 94538; USA TEL:(510) 319-4000 FAX:(510) 661-0888

This report shall not be reproduced except in full, without the written approval of UL Verification Services Inc.

UL VERIFICATION SERVICES INC.
47173 Benicia Street, Fremont, CA 94538; USA TEL:(510) 319-4000 FAX:(510) 661-0888

This report shall not be reproduced except in full, without the written approval of UL Verification Services Inc.

9.4.17. 802.11ax HE40 MODE IN THE 5.6 GHz BAND

1TX ANT 6 MODE (FCC): 26 Tones, RU Index 0

Test Engineer:	12485 GA
Test Date:	08/05/2020

Bandwidth, Antenna Gain, and Limits

Channel	Frequency (MHz)	Min 26 dB BW (MHz)	Directional Gain (dBi)	Power Limit (dBm)	PSD Limit (dBm/1MHz)
Low	5510	20.65	0.60	24.00	11.00
Mid	5550	20.18	0.60	24.00	11.00
High	5670	20.38	0.60	24.00	11.00
142	5710	20.83	0.60	24.00	11.00

Duty Cycle CF (dB)	0.00	**Included in Calculations Corr'd PSD**

Output Power Results

Channel	Frequency (MHz)	Antenna 6 Meas Power (dBm)	Total Corr'd Power (dBm)	Power Limit (dBm)	Power Margin (dB)
Low	5510	11.68	11.68	24.00	-12.32
Mid	5550	11.66	11.66	24.00	-12.34
High	5670	11.71	11.71	24.00	-12.29
142	5710	11.69	11.69	24.00	-12.31

PSD Results

Channel	Frequency (MHz)	Antenna 6 Meas PSD (dBm/1MHz)	Total Corr'd PSD (dBm/1MHz)	PSD Limit (dBm/1MHz)	PSD Margin (dB)
Low	5510	9.162	9.162	11.00	-1.838
Mid	5550	9.093	9.093	11.00	-1.907
High	5670	9.490	9.490	11.00	-1.510
142	5710	8.452	8.452	11.00	-2.548

UL VERIFICATION SERVICES INC.
47173 Benicia Street, Fremont, CA 94538; USA TEL:(510) 319-4000 FAX:(510) 661-0888
This report shall not be reproduced except in full, without the written approval of UL Verification Services Inc.

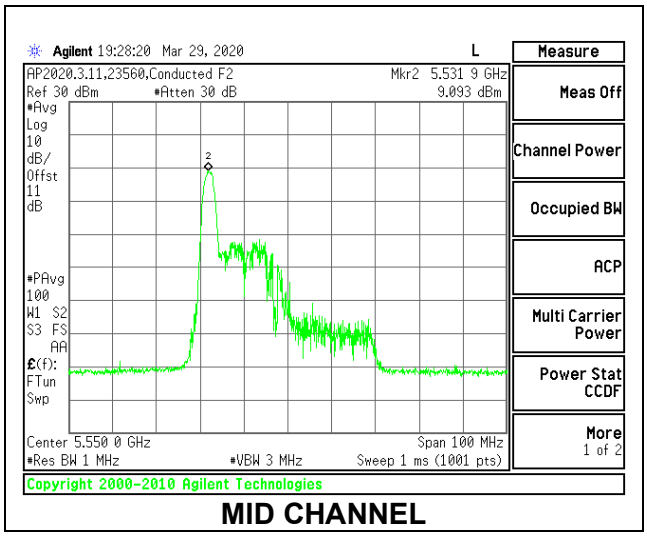

MID CHANNEL

UL VERIFICATION SERVICES INC.
47173 Benicia Street, Fremont, CA 94538; USA TEL:(510) 319-4000 FAX:(510) 661-0888

This report shall not be reproduced except in full, without the written approval of UL Verification Services Inc.

1TX ANT 6 MODE (FCC): 26 Tones, RU Index 8

Test Engineer:	12485 GA
Test Date:	08/05/2020

Bandwidth, Antenna Gain, and Limits

Channel	Frequency (MHz)	Min 26 dB BW (MHz)	Directional Gain (dBi)	Power Limit (dBm)	PSD Limit (dBm/1MHz)
Low	5510	23.48	0.60	24.00	11.00
Mid	5550	23.24	0.60	24.00	11.00
High	5670	23.76	0.60	24.00	11.00
142	5710	23.00	0.60	24.00	11.00

Duty Cycle CF (dB)	0.00	**Included in Calculations Corr'd PSD**

Output Power Results

Channel	Frequency (MHz)	Antenna 6 Meas Power (dBm)	Total Corr'd Power (dBm)	Power Limit (dBm)	Power Margin (dB)
Low	5510	11.72	11.72	24.00	-12.28
Mid	5550	11.67	11.67	24.00	-12.33
High	5670	11.70	11.70	24.00	-12.30
142	5710	11.63	11.63	24.00	-12.37

PSD Results

Channel	Frequency (MHz)	Antenna 6 Meas PSD (dBm/1MHz)	Total Corr'd PSD (dBm/1MHz)	PSD Limit (dBm/1MHz)	PSD Margin (dB)
Low	5510	9.388	9.388	11.00	-1.612
Mid	5550	9.244	9.244	11.00	-1.756
High	5670	9.344	9.344	11.00	-1.656
142	5710	8.903	8.903	11.00	-2.097

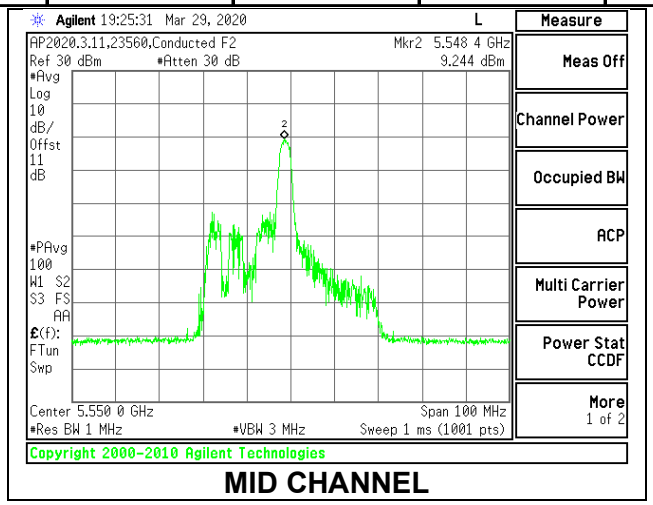

MID CHANNEL

UL VERIFICATION SERVICES INC.
47173 Benicia Street, Fremont, CA 94538; USA TEL:(510) 319-4000 FAX:(510) 661-0888

This report shall not be reproduced except in full, without the written approval of UL Verification Services Inc.

1TX ANT 6 MODE (FCC): 26 Tones, RU Index 17

Test Engineer:	12485 GA
Test Date:	08/05/2020

Bandwidth, Antenna Gain, and Limits

Channel	Frequency (MHz)	Min 26 dB BW (MHz)	Directional Gain (dBi)	Power Limit (dBm)	PSD Limit (dBm/1MHz)
Low	5510	20.95	0.60	24.00	11.00
Mid	5550	20.13	0.60	24.00	11.00
High	5670	20.21	0.60	24.00	11.00
142	5710	20.24	0.60	24.00	11.00

Duty Cycle CF (dB)	0.00	**Included in Calculations Corr'd PSD**

Output Power Results

Channel	Frequency (MHz)	Antenna 6 Meas Power (dBm)	Total Corr'd Power (dBm)	Power Limit (dBm)	Power Margin (dB)
Low	5510	11.74	11.74	24.00	-12.26
Mid	5550	11.67	11.67	24.00	-12.33
High	5670	11.69	11.69	24.00	-12.31
142	5710	11.63	11.63	24.00	-12.37

PSD Results

Channel	Frequency (MHz)	Antenna 6 Meas PSD (dBm/1MHz)	Total Corr'd PSD (dBm/1MHz)	PSD Limit (dBm/1MHz)	PSD Margin (dB)
Low	5510	9.626	9.626	11.00	-1.374
Mid	5550	9.146	9.146	11.00	-1.854
High	5670	9.152	9.152	11.00	-1.848
142	5710	8.683	8.683	11.00	-2.317

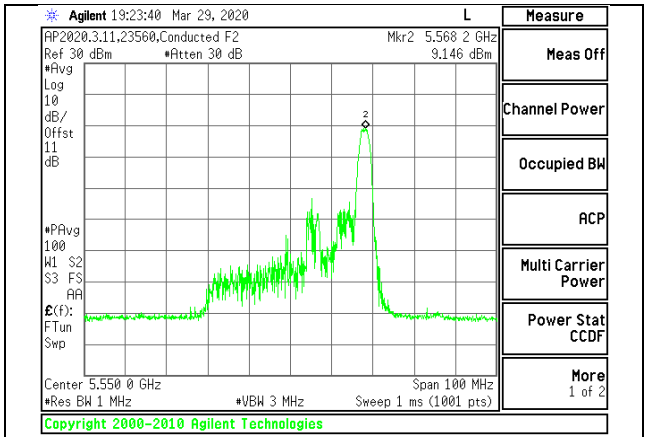

MID CHANNEL

UL VERIFICATION SERVICES INC.
47173 Benicia Street, Fremont, CA 94538; USA TEL:(510) 319-4000 FAX:(510) 661-0888

This report shall not be reproduced except in full, without the written approval of UL Verification Services Inc.

1TX ANT 6 MODE (FCC): 484 Tones, RU Index 65

Test Engineer:	12485 GA
Test Date:	08/05/2020

Bandwidth, Antenna Gain, and Limits

Channel	Frequency (MHz)	Min 26 dB BW (MHz)	Directional Gain (dBi)	Power Limit (dBm)	PSD Limit (dBm/1MHz)
Low	5510	39.95	0.60	24.00	11.00
Mid	5550	39.68	0.60	24.00	11.00
High	5670	39.85	0.60	24.00	11.00
142	5710	39.74	0.60	24.00	11.00

Duty Cycle CF (dB)	0.00	**Included in Calculations Corr'd PSD**

Output Power Results

Channel	Frequency (MHz)	Antenna 6 Meas Power (dBm)	Total Corr'd Power (dBm)	Power Limit (dBm)	Power Margin (dB)
Low	5510	15.53	15.53	24.00	-8.47
Mid	5550	16.50	16.50	24.00	-7.50
High	5670	16.45	16.45	24.00	-7.55
142	5710	16.47	16.47	24.00	-7.53

PSD Results

Channel	Frequency (MHz)	Antenna 6 Meas PSD (dBm/1MHz)	Total Corr'd PSD (dBm/1MHz)	PSD Limit (dBm/1MHz)	PSD Margin (dB)
Low	5510	0.603	0.603	11.00	-10.397
Mid	5550	8.405	8.405	11.00	-2.595
High	5670	4.264	4.264	11.00	-6.736
142	5710	7.788	7.788	11.00	-3.212

NOTE: 5550/5670/5710 PSD tested at higher power

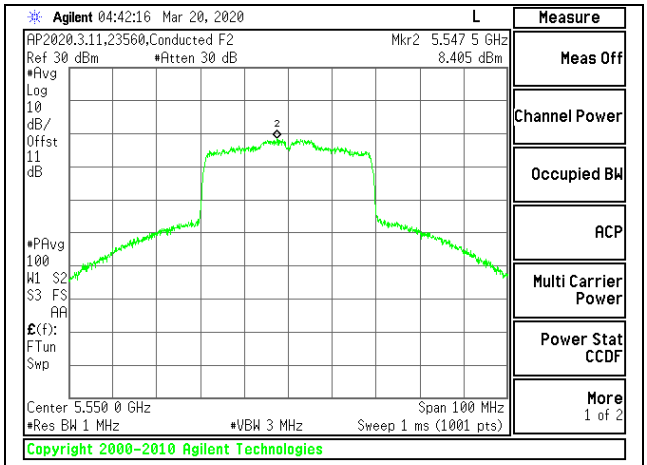

MID CHANNEL

UL VERIFICATION SERVICES INC.
47173 Benicia Street, Fremont, CA 94538; USA TEL:(510) 319-4000 FAX:(510) 661-0888

This report shall not be reproduced except in full, without the written approval of UL Verification Services Inc.

1TX ANT 5 MODE (FCC): 26 Tones, RU Index 0

Test Engineer:	12485 GA
Test Date:	08/05/2020

Bandwidth, Antenna Gain, and Limits

Channel	Frequency (MHz)	Min 26 dB BW (MHz)	Directional Gain (dBi)	Power Limit (dBm)	PSD Limit (dBm/1MHz)
Low	5510	20.45	-0.20	24.00	11.00
Mid	5550	20.51	-0.20	24.00	11.00
High	5670	20.23	-0.20	24.00	11.00
142	5710	20.86	-0.20	24.00	11.00

Duty Cycle CF (dB)	0.00	**Included in Calculations Corr'd PSD**

Output Power Results

Channel	Frequency (MHz)	Antenna 5 Meas Power (dBm)	Total Corr'd Power (dBm)	Power Limit (dBm)	Power Margin (dB)
Low	5510	11.72	11.72	24.00	-12.28
Mid	5550	11.62	11.62	24.00	-12.38
High	5670	11.67	11.67	24.00	-12.33
142	5710	11.70	11.70	24.00	-12.30

PSD Results

Channel	Frequency (MHz)	Antenna 5 Meas PSD (dBm/1MHz)	Total Corr'd PSD (dBm/1MHz)	PSD Limit (dBm/1MHz)	PSD Margin (dB)
Low	5510	9.423	9.423	11.00	-1.577
Mid	5550	8.952	8.952	11.00	-2.048
High	5670	9.263	9.263	11.00	-1.737
142	5710	9.289	9.289	11.00	-1.711

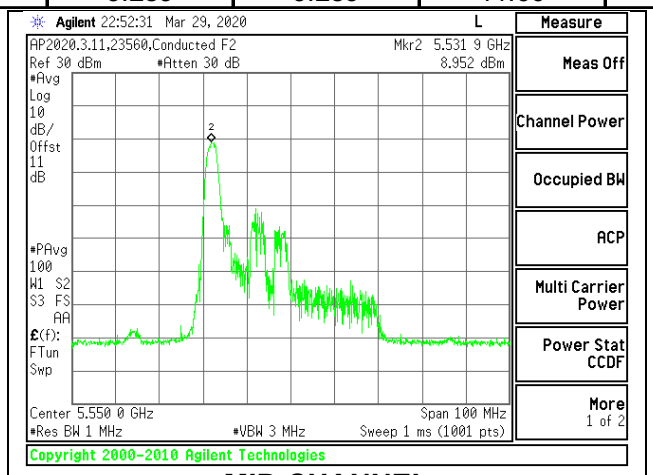

MID CHANNEL

UL VERIFICATION SERVICES INC.
47173 Benicia Street, Fremont, CA 94538; USA TEL:(510) 319-4000 FAX:(510) 661-0888

This report shall not be reproduced except in full, without the written approval of UL Verification Services Inc.

1TX ANT 5 MODE (FCC): 26 Tones, RU Index 8

Test Engineer:	12485 GA
Test Date:	08/05/2020

Bandwidth, Antenna Gain, and Limits

Channel	Frequency (MHz)	Min 26 dB BW (MHz)	Directional Gain (dBi)	Power Limit (dBm)	PSD Limit (dBm/1MHz)
Low	5510	23.41	-0.20	24.00	11.00
Mid	5550	23.69	-0.20	24.00	11.00
High	5670	23.56	-0.20	24.00	11.00
142	5710	23.09	-0.20	24.00	11.00

Duty Cycle CF (dB)	0.00	**Included in Calculations Corr'd PSD**

Output Power Results

Channel	Frequency (MHz)	Antenna 5 Meas Power (dBm)	Total Corr'd Power (dBm)	Power Limit (dBm)	Power Margin (dB)
Low	5510	11.70	11.70	24.00	-12.30
Mid	5550	11.63	11.63	24.00	-12.37
High	5670	11.65	11.65	24.00	-12.35
142	5710	11.65	11.65	24.00	-12.35

PSD Results

Channel	Frequency (MHz)	Antenna 5 Meas PSD (dBm/1MHz)	Total Corr'd PSD (dBm/1MHz)	PSD Limit (dBm/1MHz)	PSD Margin (dB)
Low	5510	9.459	9.459	11.00	-1.541
Mid	5550	9.137	9.137	11.00	-1.863
High	5670	9.309	9.309	11.00	-1.691
142	5710	8.603	8.603	11.00	-2.397

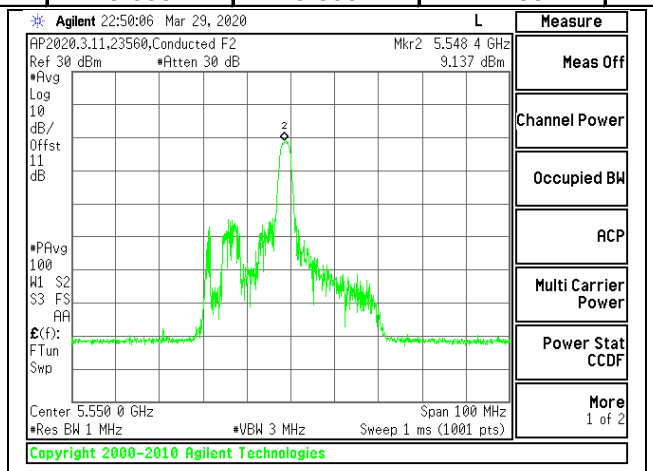

MID CHANNEL

UL VERIFICATION SERVICES INC.
47173 Benicia Street, Fremont, CA 94538; USA TEL:(510) 319-4000 FAX:(510) 661-0888

This report shall not be reproduced except in full, without the written approval of UL Verification Services Inc.

1TX ANT 5 MODE (FCC): 26 Tones, RU Index 17

Test Engineer:	12485 GA
Test Date:	08/05/2020

Bandwidth, Antenna Gain, and Limits

Channel	Frequency (MHz)	Min 26 dB BW (MHz)	Directional Gain (dBi)	Power Limit (dBm)	PSD Limit (dBm/1MHz)
Low	5510	20.56	-0.20	24.00	11.00
Mid	5550	20.03	-0.20	24.00	11.00
High	5670	20.93	-0.20	24.00	11.00
142	5710	20.70	-0.20	24.00	11.00

Duty Cycle CF (dB)	0.00	**Included in Calculations Corr'd PSD**

Output Power Results

Channel	Frequency (MHz)	Antenna 5 Meas Power (dBm)	Total Corr'd Power (dBm)	Power Limit (dBm)	Power Margin (dB)
Low	5510	11.71	11.71	24.00	-12.29
Mid	5550	11.66	11.66	24.00	-12.34
High	5670	11.74	11.74	24.00	-12.26
142	5710	11.70	11.70	24.00	-12.30

PSD Results

Channel	Frequency (MHz)	Antenna 5 Meas PSD (dBm/1MHz)	Total Corr'd PSD (dBm/1MHz)	PSD Limit (dBm/1MHz)	PSD Margin (dB)
Low	5510	9.362	9.362	11.00	-1.638
Mid	5550	9.088	9.088	11.00	-1.912
High	5670	9.477	9.477	11.00	-1.523
142	5710	8.724	8.724	11.00	-2.276

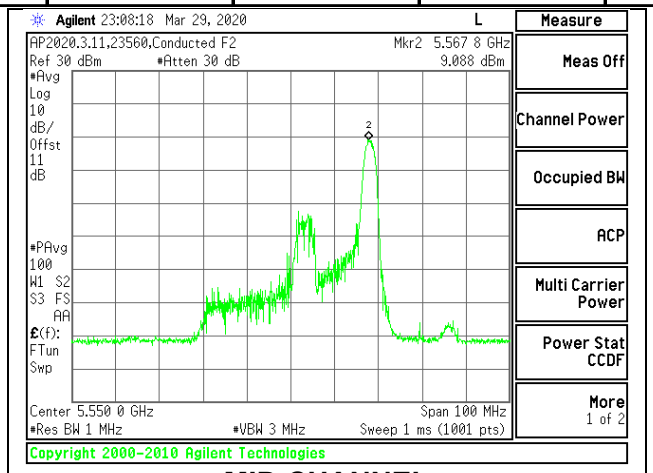

MID CHANNEL

UL VERIFICATION SERVICES INC.
47173 Benicia Street, Fremont, CA 94538; USA TEL:(510) 319-4000 FAX:(510) 661-0888

This report shall not be reproduced except in full, without the written approval of UL Verification Services Inc.

1TX ANT 5 MODE (FCC): 484 Tones, RU Index 65

Test Engineer:	12485 GA
Test Date:	08/05/2020

Bandwidth, Antenna Gain, and Limits

Channel	Frequency (MHz)	Min 26 dB BW (MHz)	Directional Gain (dBi)	Power Limit (dBm)	PSD Limit (dBm/1MHz)
Low	5510	39.88	-0.20	24.00	11.00
Mid	5550	39.81	-0.20	24.00	11.00
High	5670	39.87	-0.20	24.00	11.00
142	5710	39.96	-0.20	24.00	11.00

Duty Cycle CF (dB)	0.00	**Included in Calculations Corr'd PSD**

Output Power Results

Channel	Frequency (MHz)	Antenna 5 Meas Power (dBm)	Total Corr'd Power (dBm)	Power Limit (dBm)	Power Margin (dB)
Low	5510	15.71	15.71	24.00	-8.29
Mid	5550	20.71	20.71	24.00	-3.29
High	5670	18.70	18.70	24.00	-5.30
142	5710	20.75	20.75	24.00	-3.25

PSD Results

Channel	Frequency (MHz)	Antenna 5 Meas PSD (dBm/1MHz)	Total Corr'd PSD (dBm/1MHz)	PSD Limit (dBm/1MHz)	PSD Margin (dB)
Low	5510	0.941	0.941	11.00	-10.059
Mid	5550	8.384	8.384	11.00	-2.616
High	5670	4.356	4.356	11.00	-6.644
142	5710	7.846	7.846	11.00	-3.154

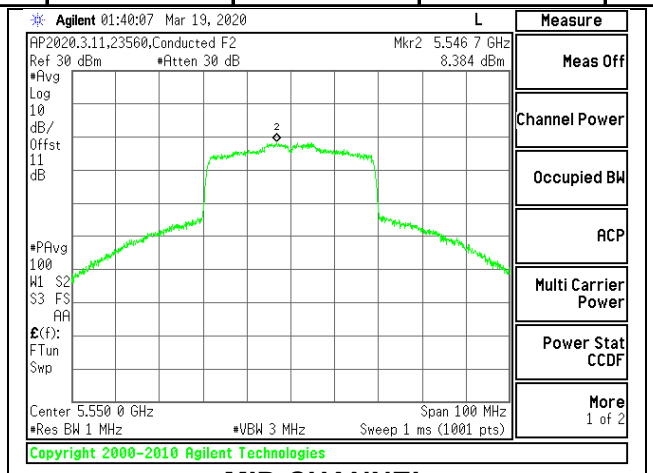

MID CHANNEL

UL VERIFICATION SERVICES INC.
47173 Benicia Street, Fremont, CA 94538; USA TEL:(510) 319-4000 FAX:(510) 661-0888

This report shall not be reproduced except in full, without the written approval of UL Verification Services Inc.

2TX ANT 6 + ANT 5 OFDMA MODE (FCC): 26 Tones, RU Index 0

Test Engineer:	44353
Test Date:	08/05/2020

Bandwidth, Antenna Gain, and Limits

Channel	Frequency (MHz)	Min 26 dB BW (MHz)	Directional Gain for Power (dBi)	Directional Gain for PSD (dBi)	Power Limit (dBm)	PSD Limit (dBm/1MHz)
Low	5510	19.14	0.22	3.22	23.82	11.00
Mid	5550	20.06	0.22	3.22	24.00	11.00
High	5670	19.77	0.22	3.22	23.96	11.00
142	5710	19.78	0.22	3.22	23.96	11.00

Duty Cycle CF (dB)	0.00	**Included in Calculations of Corr'd PSD**

Output Power Results

Channel	Frequency (MHz)	Antenna 6 Meas Power (dBm)	Antenna 5 Meas Power (dBm)	Total Corr'd Power (dBm)	Power Limit (dBm)	Power Margin (dB)
Low	5510	8.65	8.69	11.68	23.82	-12.14
Mid	5550	8.68	8.72	11.71	24.00	-12.29
High	5670	8.74	8.68	11.72	23.96	-12.24
142	5710	8.62	8.66	11.65	23.96	-12.31

PSD Results

Channel	Frequency (MHz)	Antenna 6 Meas PSD (dBm/1MHz)	Antenna 5 Meas PSD (dBm/1MHz)	Total Corr'd PSD (dBm/1MHz)	PSD Limit (dBm/1MHz)	PSD Margin (dB)
Low	5510	6.122	6.211	9.177	11.00	-1.823
Mid	5550	6.502	6.591	9.557	11.00	-1.443
High	5670	6.596	6.507	9.562	11.00	-1.438
142	5710	6.054	6.136	9.105	11.00	-1.895

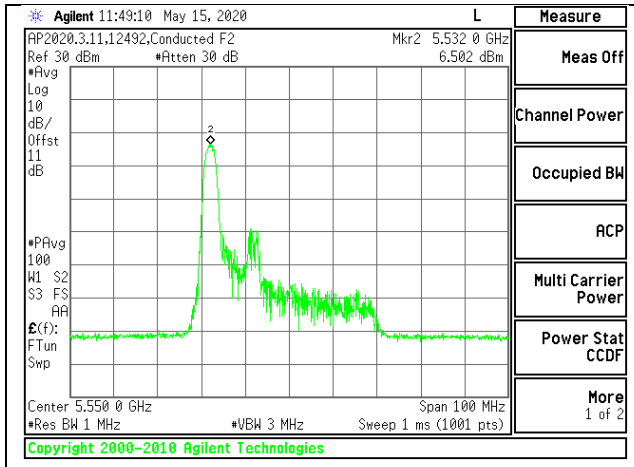

MID CHANNEL [ANT 6]

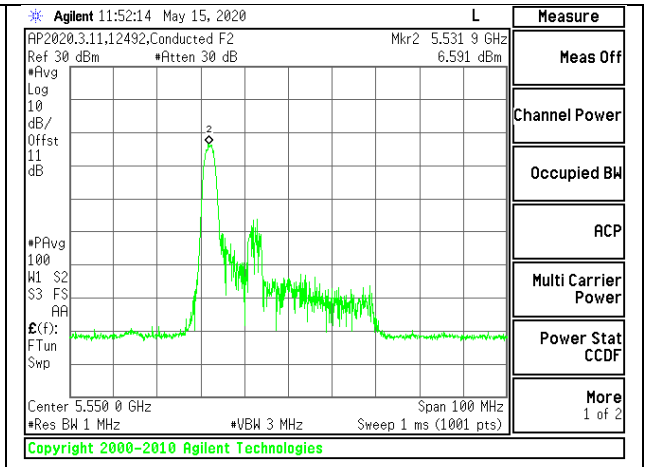

MID CHANNEL [ANT 5]

UL VERIFICATION SERVICES INC.
47173 Benicia Street, Fremont, CA 94538; USA TEL:(510) 319-4000 FAX:(510) 661-0888

This report shall not be reproduced except in full, without the written approval of UL Verification Services Inc.

2TX ANT 6 + ANT 5 OFDMA MODE (FCC): 26 Tones, RU Index 8

Test Engineer:	44353
Test Date:	08/05/2020

Bandwidth, Antenna Gain, and Limits

Channel	Frequency (MHz)	Min 26 dB BW (MHz)	Directional Gain for Power (dBi)	Directional Gain for PSD (dBi)	Power Limit (dBm)	PSD Limit (dBm/1MHz)
Low	5510	23.76	0.22	3.22	24.00	11.00
Mid	5550	23.16	0.22	3.22	24.00	11.00
High	5670	23.30	0.22	3.22	24.00	11.00
142	5710	23.41	0.22	3.22	24.00	11.00

Duty Cycle CF (dB)	0.00	**Included in Calculations of Corr'd PSD**

Output Power Results

Channel	Frequency (MHz)	Antenna 6 Meas Power (dBm)	Antenna 5 Meas Power (dBm)	Total Corr'd Power (dBm)	Power Limit (dBm)	Power Margin (dB)
Low	5510	8.70	8.61	11.67	24.00	-12.33
Mid	5550	8.68	8.64	11.67	24.00	-12.33
High	5670	8.73	8.60	11.68	24.00	-12.32
142	5710	8.63	8.62	11.64	24.00	-12.36

PSD Results

Channel	Frequency (MHz)	Antenna 6 Meas PSD (dBm/1MHz)	Antenna 5 Meas PSD (dBm/1MHz)	Total Corr'd PSD (dBm/1MHz)	PSD Limit (dBm/1MHz)	PSD Margin (dB)
Low	5510	6.292	6.155	9.234	11.00	-1.766
Mid	5550	6.281	6.215	9.258	11.00	-1.742
High	5670	6.406	6.122	9.277	11.00	-1.723
142	5710	5.621	5.618	8.630	11.00	-2.370

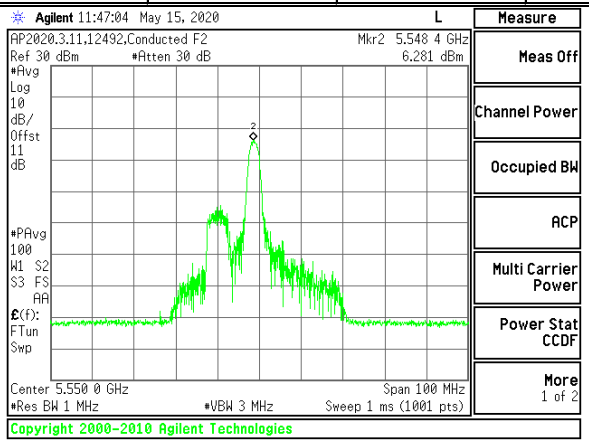

MID CHANNEL [ANT 6]

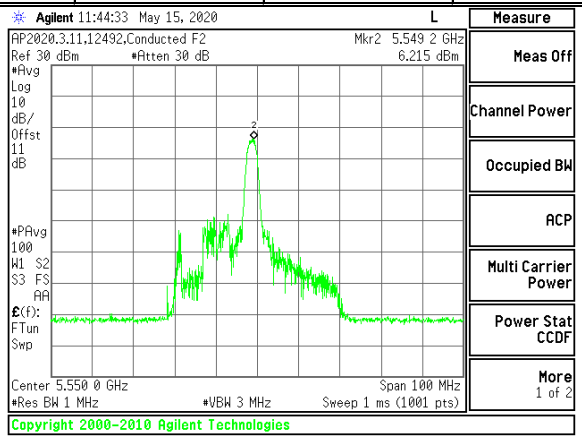

MID CHANNEL [ANT 5]

UL VERIFICATION SERVICES INC.
47173 Benicia Street, Fremont, CA 94538; USA TEL:(510) 319-4000 FAX:(510) 661-0888

This report shall not be reproduced except in full, without the written approval of UL Verification Services Inc.

2TX ANT 6 + ANT 5 OFDMA MODE (FCC): 26 Tones, RU Index 17

Test Engineer:	44353
Test Date:	08/05/2020

Bandwidth, Antenna Gain, and Limits

Channel	Frequency (MHz)	Min 26 dB BW (MHz)	Directional Gain for Power (dBi)	Directional Gain for PSD (dBi)	Power Limit (dBm)	PSD Limit (dBm/1MHz)
Low	5510	19.36	0.22	3.22	23.87	11.00
Mid	5550	19.30	0.22	3.22	23.86	11.00
High	5670	19.33	0.22	3.22	23.86	11.00
142	5710	19.49	0.22	3.22	23.90	11.00

Duty Cycle CF (dB)	0.00	**Included in Calculations of Corr'd PSD**

Output Power Results

Channel	Frequency (MHz)	Antenna 6 Meas Power (dBm)	Antenna 5 Meas Power (dBm)	Total Corr'd Power (dBm)	Power Limit (dBm)	Power Margin (dB)
Low	5510	8.66	8.71	11.70	23.87	-12.17
Mid	5550	8.64	8.63	11.65	23.86	-12.21
High	5670	8.69	8.60	11.66	23.86	-12.21
142	5710	8.68	8.67	11.69	23.90	-12.21

PSD Results

Channel	Frequency (MHz)	Antenna 6 Meas PSD (dBm/1MHz)	Antenna 5 Meas PSD (dBm/1MHz)	Total Corr'd PSD (dBm/1MHz)	PSD Limit (dBm/1MHz)	PSD Margin (dB)
Low	5510	6.129	6.347	9.250	11.00	-1.750
Mid	5550	6.061	6.044	9.063	11.00	-1.937
High	5670	6.271	5.996	9.146	11.00	-1.854
142	5710	5.766	5.723	8.755	11.00	-2.245

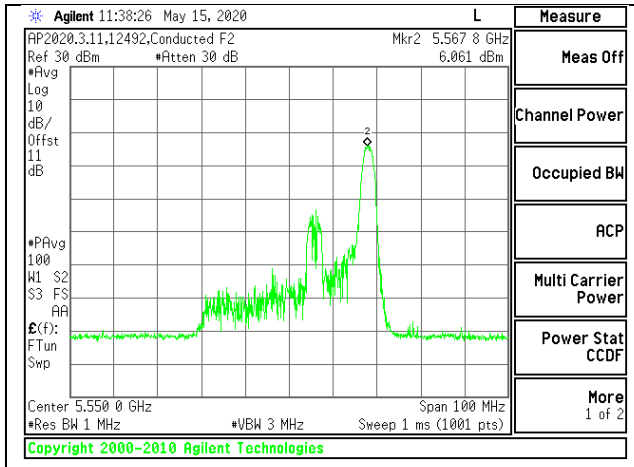

MID CHANNEL [ANT 6]

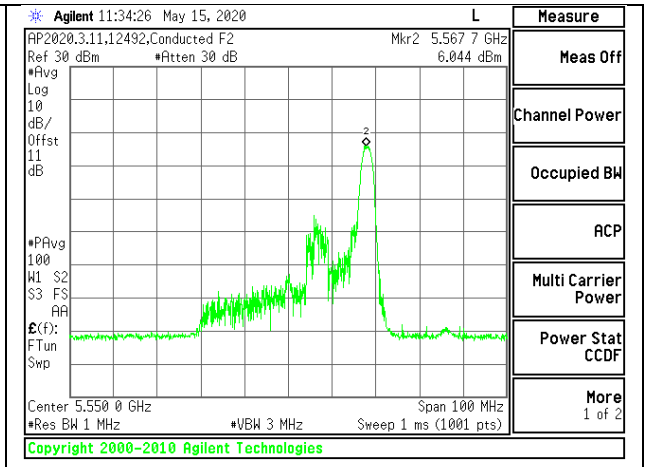

MID CHANNEL [ANT 5]

UL VERIFICATION SERVICES INC.
47173 Benicia Street, Fremont, CA 94538; USA TEL:(510) 319-4000 FAX:(510) 661-0888

This report shall not be reproduced except in full, without the written approval of UL Verification Services Inc.

2TX ANT 6 + ANT 5 OFDMA MODE (FCC): 484 Tones, RU Index 65

Test Engineer:	44353
Test Date:	08/05/2020

Bandwidth, Antenna Gain, and Limits

Channel	Frequency (MHz)	Min 26 dB BW (MHz)	Directional Gain for Power (dBi)	Directional Gain for PSD (dBi)	Power Limit (dBm)	PSD Limit (dBm/1MHz)
Low	5510	39.79	0.22	3.22	24.00	11.00
Mid	5550	39.55	0.22	3.22	24.00	11.00
High	5670	39.65	0.22	3.22	24.00	11.00
142	5710	39.80	0.22	3.22	24.00	11.00

Duty Cycle CF (dB)	0.00	**Included in Calculations of Corr'd PSD**

Output Power Results

Channel	Frequency (MHz)	Antenna 6 Meas Power (dBm)	Antenna 5 Meas Power (dBm)	Total Corr'd Power (dBm)	Power Limit (dBm)	Power Margin (dB)
Low	5510	15.24	15.22	18.24	24.00	-5.76
Mid	5550	16.51	19.70	21.40	24.00	-2.60
High	5670	16.44	18.17	20.40	24.00	-3.60
142	5710	16.47	19.63	21.34	24.00	-2.66

PSD Results

Channel	Frequency (MHz)	Antenna 6 Meas PSD (dBm/1MHz)	Antenna 5 Meas PSD (dBm/1MHz)	Total Corr'd PSD (dBm/1MHz)	PSD Limit (dBm/1MHz)	PSD Margin (dB)
Low	5510	0.515	0.212	3.376	11.00	-7.624
Mid	5550	6.777	6.748	9.773	11.00	-1.227
High	5670	3.602	3.789	6.707	11.00	-4.293
142	5710	6.351	6.281	9.326	11.00	-1.674

NOTE: Antenna 6 5550/5670/5710 PSD tested at higher power

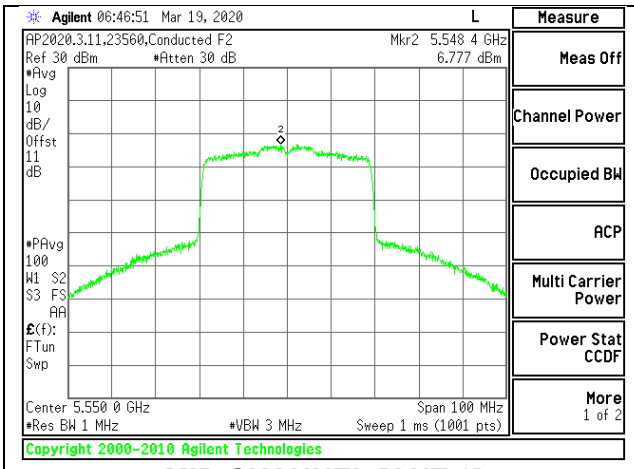

MID CHANNEL [ANT 6]

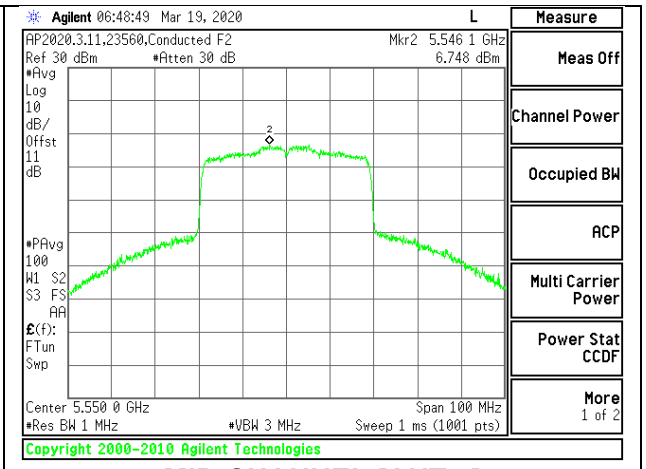

MID CHANNEL [ANT 5]

UL VERIFICATION SERVICES INC.
47173 Benicia Street, Fremont, CA 94538; USA TEL:(510) 319-4000 FAX:(510) 661-0888

This report shall not be reproduced except in full, without the written approval of UL Verification Services Inc.

9.4.18. 802.11ax HE80 MODE IN THE 5.6 GHz BAND

1TX ANT 6 MODE (FCC): 26 Tones, RU Index 0

Test Engineer:	12485 GA
Test Date:	08/05/2020

Bandwidth, Antenna Gain, and Limits

Channel	Frequency (MHz)	Min 26 dB BW (MHz)	Directional Gain (dBi)	Power Limit (dBm)	PSD Limit (dBm/1MHz)
Low	5530	19.64	0.60	23.93	11.00
High	5610	19.83	0.60	23.97	11.00
138	5690	19.37	0.60	23.87	11.00

Duty Cycle CF (dB)	0.00	**Included in Calculations Corr'd PSD**

Output Power Results

Channel	Frequency (MHz)	Antenna 6 Meas Power (dBm)	Total Corr'd Power (dBm)	Power Limit (dBm)	Power Margin (dB)
Low	5530	11.68	11.68	23.93	-12.25
High	5610	11.62	11.62	23.97	-12.35
138	5690	11.60	11.60	23.87	-12.27

PSD Results

Channel	Frequency (MHz)	Antenna 6 Meas PSD (dBm/1MHz)	Total Corr'd PSD (dBm/1MHz)	PSD Limit (dBm/1MHz)	PSD Margin (dB)
Low	5530	9.385	9.385	11.00	-1.615
High	5610	8.605	8.605	11.00	-2.395
138	5690	8.560	8.560	11.00	-2.440

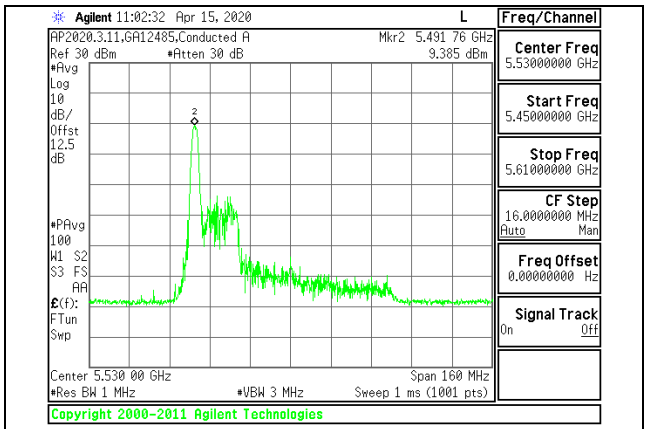

LOW CHANNEL

UL VERIFICATION SERVICES INC.
47173 Benicia Street, Fremont, CA 94538; USA TEL:(510) 319-4000 FAX:(510) 661-0888

This report shall not be reproduced except in full, without the written approval of UL Verification Services Inc.

1TX ANT 6 MODE (FCC): 26 Tones, RU Index 18

Test Engineer:	12485 GA
Test Date:	08/05/2020

Bandwidth, Antenna Gain, and Limits

Channel	Frequency (MHz)	Min 26 dB BW (MHz)	Directional Gain (dBi)	Power Limit (dBm)	PSD Limit (dBm/1MHz)
Low	5530	40.85	0.60	24.00	11.00
High	5610	40.99	0.60	24.00	11.00
138	5690	39.97	0.60	24.00	11.00

Duty Cycle CF (dB)	0.00	**Included in Calculations Corr'd PSD**

Output Power Results

Channel	Frequency (MHz)	Antenna 6 Meas Power (dBm)	Total Corr'd Power (dBm)	Power Limit (dBm)	Power Margin (dB)
Low	5530	11.68	11.68	24.00	-12.32
High	5610	11.70	11.70	24.00	-12.30
138	5690	11.63	11.63	24.00	-12.37

PSD Results

Channel	Frequency (MHz)	Antenna 6 Meas PSD (dBm/1MHz)	Total Corr'd PSD (dBm/1MHz)	PSD Limit (dBm/1MHz)	PSD Margin (dB)
Low	5530	8.205	8.205	11.00	-2.795
High	5610	8.289	8.289	11.00	-2.711
138	5690	7.898	7.898	11.00	-3.102

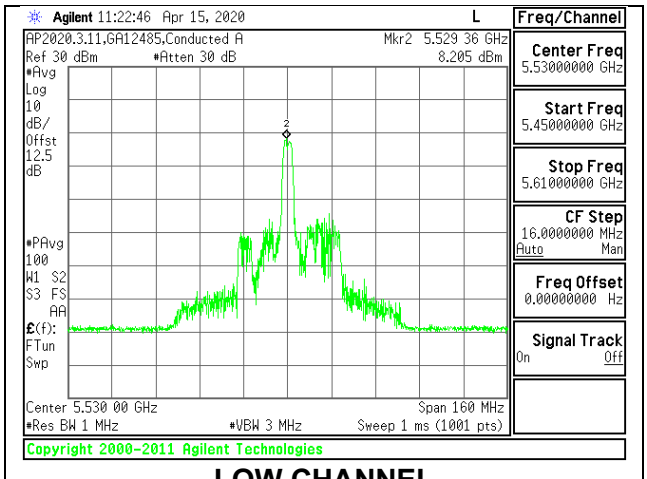

LOW CHANNEL

UL VERIFICATION SERVICES INC.
47173 Benicia Street, Fremont, CA 94538; USA TEL:(510) 319-4000 FAX:(510) 661-0888

This report shall not be reproduced except in full, without the written approval of UL Verification Services Inc.

1TX ANT 6 MODE (FCC): 26 Tones, RU Index 36

Test Engineer:	12485 GA
Test Date:	08/05/2020

Bandwidth, Antenna Gain, and Limits

Channel	Frequency (MHz)	Min 26 dB BW (MHz)	Directional Gain (dBi)	Power Limit (dBm)	PSD Limit (dBm/1MHz)
Low	5530	20.27	0.60	24.00	11.00
High	5610	20.31	0.60	24.00	11.00
138	5690	20.16	0.60	24.00	11.00

Duty Cycle CF (dB)	0.00	**Included in Calculations Corr'd PSD**

Output Power Results

Channel	Frequency (MHz)	Antenna 6 Meas Power (dBm)	Total Corr'd Power (dBm)	Power Limit (dBm)	Power Margin (dB)
Low	5530	11.72	11.72	24.00	-12.28
High	5610	11.68	11.68	24.00	-12.32
138	5690	11.65	11.65	24.00	-12.35

PSD Results

Channel	Frequency (MHz)	Antenna 6 Meas PSD (dBm/1MHz)	Total Corr'd PSD (dBm/1MHz)	PSD Limit (dBm/1MHz)	PSD Margin (dB)
Low	5530	9.459	9.459	11.00	-1.541
High	5610	9.308	9.308	11.00	-1.692
138	5690	9.257	9.257	11.00	-1.743

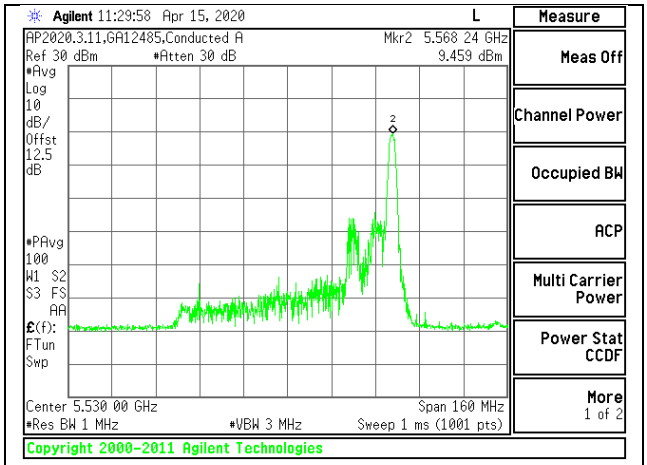

LOW CHANNEL

UL VERIFICATION SERVICES INC.
47173 Benicia Street, Fremont, CA 94538; USA TEL:(510) 319-4000 FAX:(510) 661-0888

This report shall not be reproduced except in full, without the written approval of UL Verification Services Inc.

1TX ANT 6 MODE (FCC): 996 Tones, RU Index 67

Test Engineer:	12485 GA
Test Date:	08/05/2020

Bandwidth, Antenna Gain, and Limits

Channel	Frequency (MHz)	Min 26 dB BW (MHz)	Directional Gain (dBi)	Power Limit (dBm)	PSD Limit (dBm/1MHz)
Low	5530	80.78	0.60	24.00	11.00
High	5610	80.95	0.60	24.00	11.00
138	5690	80.52	0.60	24.00	11.00

Duty Cycle CF (dB)	0.00	**Included in Calculations Corr'd PSD**

Output Power Results

Channel	Frequency (MHz)	Antenna 6 Meas Power (dBm)	Total Corr'd Power (dBm)	Power Limit (dBm)	Power Margin (dB)
Low	5530	14.72	14.72	24.00	-9.28
High	5610	16.49	16.49	24.00	-7.51
138	5690	16.47	16.47	24.00	-7.53

PSD Results

Channel	Frequency (MHz)	Antenna 6 Meas PSD (dBm/1MHz)	Total Corr'd PSD (dBm/1MHz)	PSD Limit (dBm/1MHz)	PSD Margin (dB)
Low	5530	-1.114	-1.114	11.00	-12.114
High	5610	5.579	5.579	11.00	-5.421
138	5690	4.962	4.962	11.00	-6.038

NOTE: 5610/5690 PSD tested at higher power

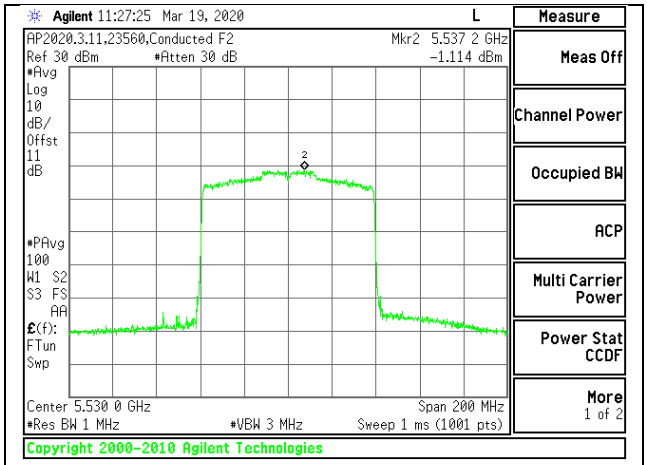

LOW CHANNEL

UL VERIFICATION SERVICES INC.
47173 Benicia Street, Fremont, CA 94538; USA TEL:(510) 319-4000 FAX:(510) 661-0888

This report shall not be reproduced except in full, without the written approval of UL Verification Services Inc.

1TX ANT 5 MODE (FCC): 26 Tones, RU Index 0

Test Engineer:	12485 GA
Test Date:	08/05/2020

Bandwidth, Antenna Gain, and Limits

Channel	Frequency (MHz)	Min 26 dB BW (MHz)	Directional Gain (dBi)	Power Limit (dBm)	PSD Limit (dBm/1MHz)
Low	5530	19.66	-0.20	23.94	11.00
High	5610	19.51	-0.20	23.90	11.00
138	5690	19.37	-0.20	23.87	11.00

Duty Cycle CF (dB)	0.00	**Included in Calculations Corr'd PSD**

Output Power Results

Channel	Frequency (MHz)	Antenna 5 Meas Power (dBm)	Total Corr'd Power (dBm)	Power Limit (dBm)	Power Margin (dB)
Low	5530	11.71	11.71	23.94	-12.23
High	5610	11.69	11.69	23.90	-12.21
138	5690	11.67	11.67	23.87	-12.20

PSD Results

Channel	Frequency (MHz)	Antenna 5 Meas PSD (dBm/1MHz)	Total Corr'd PSD (dBm/1MHz)	PSD Limit (dBm/1MHz)	PSD Margin (dB)
Low	5530	8.987	8.987	11.00	-2.013
High	5610	8.866	8.866	11.00	-2.134
138	5690	8.247	8.247	11.00	-2.753

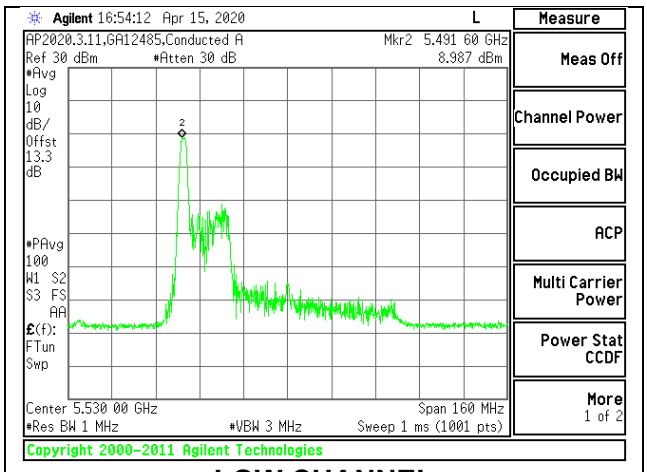

LOW CHANNEL

UL VERIFICATION SERVICES INC.
47173 Benicia Street, Fremont, CA 94538; USA TEL:(510) 319-4000 FAX:(510) 661-0888

This report shall not be reproduced except in full, without the written approval of UL Verification Services Inc.

1TX ANT 5 MODE (FCC): 26 Tones, RU Index 18

Test Engineer:	12485 GA
Test Date:	08/05/2020

Bandwidth, Antenna Gain, and Limits

Channel	Frequency (MHz)	Min 26 dB BW (MHz)	Directional Gain (dBi)	Power Limit (dBm)	PSD Limit (dBm/1MHz)
Low	5530	40.35	-0.20	24.00	11.00
High	5610	40.03	-0.20	24.00	11.00
138	5690	40.03	-0.20	24.00	11.00

Duty Cycle CF (dB)	0.00	**Included in Calculations Corr'd PSD**

Output Power Results

Channel	Frequency (MHz)	Antenna 5 Meas Power (dBm)	Total Corr'd Power (dBm)	Power Limit (dBm)	Power Margin (dB)
Low	5530	11.70	11.70	24.00	-12.30
High	5610	11.68	11.68	24.00	-12.32
138	5690	11.62	11.62	24.00	-12.38

PSD Results

Channel	Frequency (MHz)	Antenna 5 Meas PSD (dBm/1MHz)	Total Corr'd PSD (dBm/1MHz)	PSD Limit (dBm/1MHz)	PSD Margin (dB)
Low	5530	8.438	8.438	11.00	-2.562
High	5610	8.257	8.257	11.00	-2.743
138	5690	7.663	7.663	11.00	-3.337

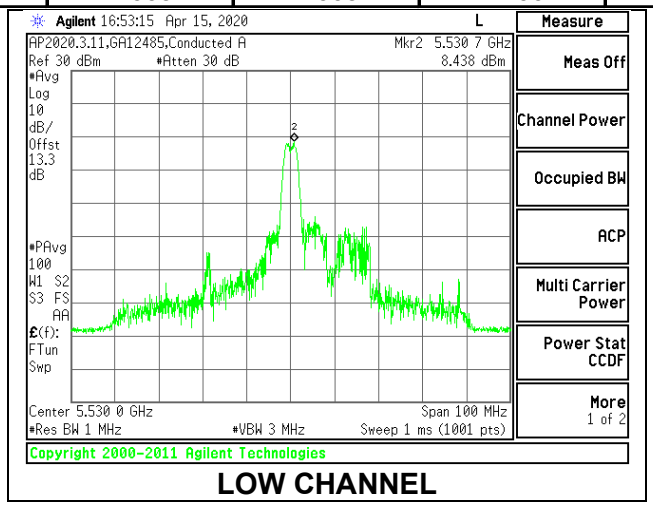

LOW CHANNEL

UL VERIFICATION SERVICES INC.
47173 Benicia Street, Fremont, CA 94538; USA TEL:(510) 319-4000 FAX:(510) 661-0888

This report shall not be reproduced except in full, without the written approval of UL Verification Services Inc.

1TX ANT 5 MODE (FCC): 26 Tones, RU Index 36

Test Engineer:	12485 GA
Test Date:	08/05/2020

Bandwidth, Antenna Gain, and Limits

Channel	Frequency (MHz)	Min 26 dB BW (MHz)	Directional Gain (dBi)	Power Limit (dBm)	PSD Limit (dBm/1MHz)
Low	5530	20.44	-0.20	24.00	11.00
High	5610	20.04	-0.20	24.00	11.00
138	5690	20.72	-0.20	24.00	11.00

Duty Cycle CF (dB)	0.00	**Included in Calculations Corr'd PSD**

Output Power Results

Channel	Frequency (MHz)	Antenna 5 Meas Power (dBm)	Total Corr'd Power (dBm)	Power Limit (dBm)	Power Margin (dB)
Low	5530	11.66	11.66	24.00	-12.34
High	5610	11.61	11.61	24.00	-12.39
138	5690	11.68	11.68	24.00	-12.32

PSD Results

Channel	Frequency (MHz)	Antenna 5 Meas PSD (dBm/1MHz)	Total Corr'd PSD (dBm/1MHz)	PSD Limit (dBm/1MHz)	PSD Margin (dB)
Low	5530	9.097	9.097	11.00	-1.903
High	5610	9.039	9.039	11.00	-1.961
138	5690	9.103	9.103	11.00	-1.897

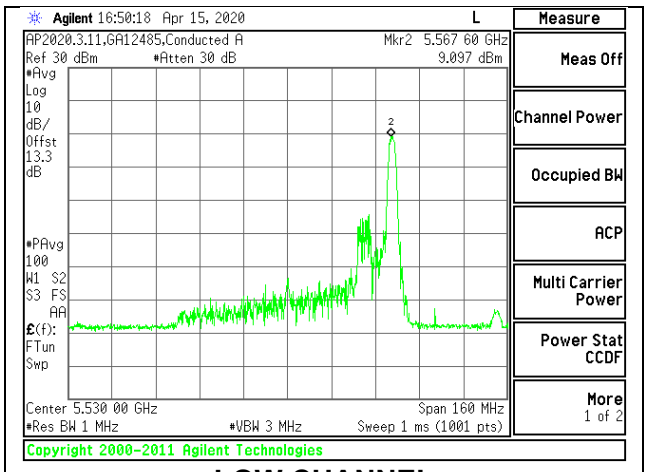

LOW CHANNEL

UL VERIFICATION SERVICES INC.
47173 Benicia Street, Fremont, CA 94538; USA TEL:(510) 319-4000 FAX:(510) 661-0888

This report shall not be reproduced except in full, without the written approval of UL Verification Services Inc.

1TX ANT 5 MODE (FCC): 996 Tones, RU Index 67

Test Engineer:	12485 GA
Test Date:	08/05/2020

Bandwidth, Antenna Gain, and Limits

Channel	Frequency (MHz)	Min 26 dB BW (MHz)	Directional Gain (dBi)	Power Limit (dBm)	PSD Limit (dBm/1MHz)
Low	5530	80.75	-0.20	24.00	11.00
High	5610	80.66	-0.20	24.00	11.00
138	5690	80.71	-0.20	24.00	11.00

Duty Cycle CF (dB)	0.00	**Included in Calculations Corr'd PSD**

Output Power Results

Channel	Frequency (MHz)	Antenna 5 Meas Power (dBm)	Total Corr'd Power (dBm)	Power Limit (dBm)	Power Margin (dB)
Low	5530	14.73	14.73	24.00	-9.27
High	5610	21.23	21.23	24.00	-2.77
138	5690	21.17	21.17	24.00	-2.83

PSD Results

Channel	Frequency (MHz)	Antenna 5 Meas PSD (dBm/1MHz)	Total Corr'd PSD (dBm/1MHz)	PSD Limit (dBm/1MHz)	PSD Margin (dB)
Low	5530	-0.937	-0.937	11.00	-11.937
High	5610	5.282	5.282	11.00	-5.718
138	5690	4.782	4.782	11.00	-6.218

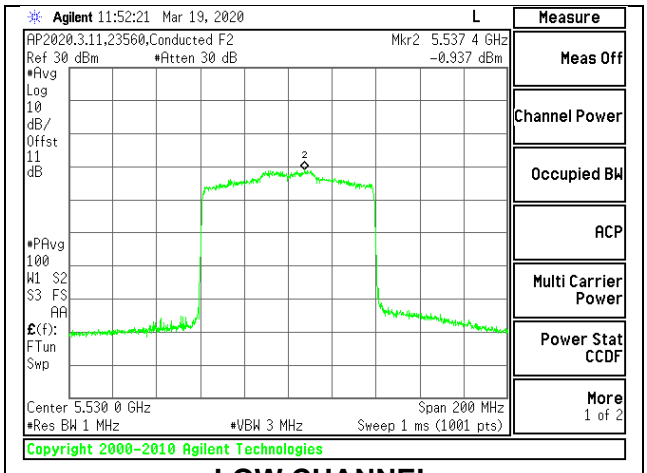

LOW CHANNEL

UL VERIFICATION SERVICES INC.
47173 Benicia Street, Fremont, CA 94538; USA TEL:(510) 319-4000 FAX:(510) 661-0888

This report shall not be reproduced except in full, without the written approval of UL Verification Services Inc.

2TX ANT 6 + ANT 5 OFDMA MODE (FCC): 26 Tones, RU Index 0

Test Engineer:	44353
Test Date:	08/05/2020

Bandwidth, Antenna Gain, and Limits

Channel	Frequency (MHz)	Min 26 dB BW (MHz)	Directional Gain for Power (dBi)	Directional Gain for PSD (dBi)	Power Limit (dBm)	PSD Limit (dBm/1MHz)
Low	5530	19.48	0.22	3.22	23.90	11.00
High	5610	19.64	0.22	3.22	23.93	11.00
138	5690	19.38	0.22	3.22	23.87	11.00

Duty Cycle CF (dB)	0.00	**Included in Calculations of Corr'd PSD**

Output Power Results

Channel	Frequency (MHz)	Antenna 6 Meas Power (dBm)	Antenna 5 Meas Power (dBm)	Total Corr'd Power (dBm)	Power Limit (dBm)	Power Margin (dB)
Low	5530	8.67	8.71	11.70	23.90	-12.20
High	5610	8.70	8.68	11.70	23.93	-12.23
138	5690	8.61	8.63	11.63	23.87	-12.24

PSD Results

Channel	Frequency (MHz)	Antenna 6 Meas PSD (dBm/1MHz)	Antenna 5 Meas PSD (dBm/1MHz)	Total Corr'd PSD (dBm/1MHz)	PSD Limit (dBm/1MHz)	PSD Margin (dB)
Low	5530	6.033	6.337	9.198	11.00	-1.802
High	5610	6.294	6.169	9.242	11.00	-1.758
138	5690	5.619	5.758	8.699	11.00	-2.301

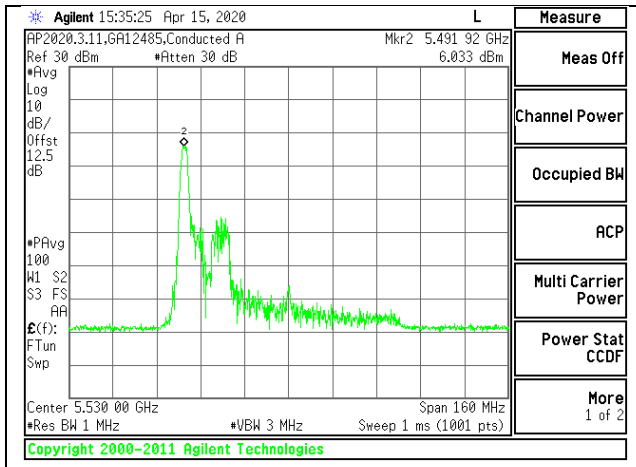

LOW CHANNEL [ANT 6]

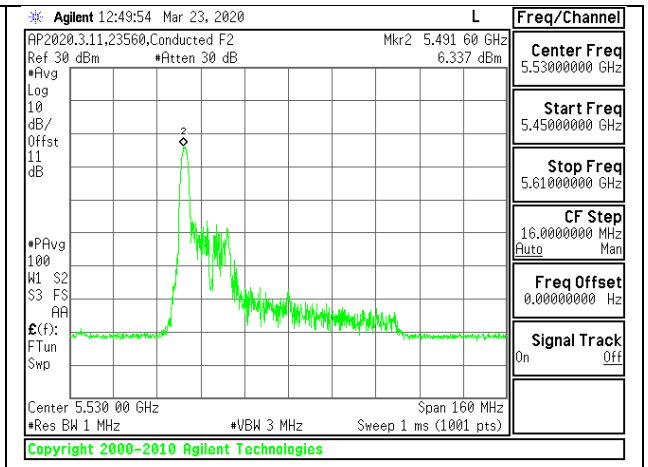

LOW CHANNEL [ANT 5]

UL VERIFICATION SERVICES INC.
47173 Benicia Street, Fremont, CA 94538; USA TEL:(510) 319-4000 FAX:(510) 661-0888

This report shall not be reproduced except in full, without the written approval of UL Verification Services Inc.

2TX ANT 6 + ANT 5 OFDMA MODE (FCC): 26 Tones, RU Index 18

Test Engineer:	44353
Test Date:	08/05/2020

Bandwidth, Antenna Gain, and Limits

Channel	Frequency (MHz)	Min 26 dB BW (MHz)	Directional Gain for Power (dBi)	Directional Gain for PSD (dBi)	Power Limit (dBm)	PSD Limit (dBm/1MHz)
Low	5530	38.75	0.22	3.22	24.00	11.00
High	5610	38.73	0.22	3.22	24.00	11.00
138	5690	38.58	0.22	3.22	24.00	11.00

Duty Cycle CF (dB)	0.00	**Included in Calculations of Corr'd PSD**

Output Power Results

Channel	Frequency (MHz)	Antenna 6 Meas Power (dBm)	Antenna 5 Meas Power (dBm)	Total Corr'd Power (dBm)	Power Limit (dBm)	Power Margin (dB)
Low	5530	8.69	8.61	11.66	24.00	-12.34
High	5610	8.68	8.58	11.64	24.00	-12.36
138	5690	8.63	8.65	11.65	24.00	-12.35

PSD Results

Channel	Frequency (MHz)	Antenna 6 Meas PSD (dBm/1MHz)	Antenna 5 Meas PSD (dBm/1MHz)	Total Corr'd PSD (dBm/1MHz)	PSD Limit (dBm/1MHz)	PSD Margin (dB)
Low	5530	4.958	4.962	7.970	11.00	-3.030
High	5610	5.206	4.942	8.086	11.00	-2.914
138	5690	4.461	4.513	7.497	11.00	-3.503

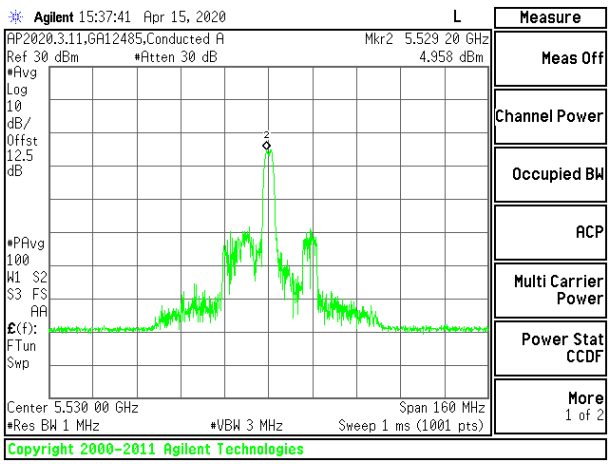

LOW CHANNEL [ANT 6]

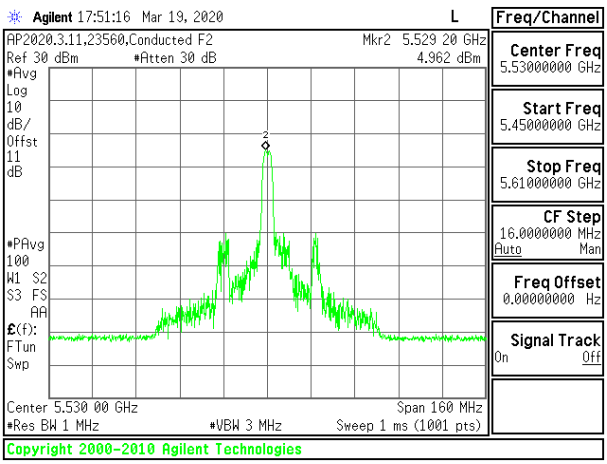

LOW CHANNEL [ANT 5]

UL VERIFICATION SERVICES INC.
47173 Benicia Street, Fremont, CA 94538; USA TEL:(510) 319-4000 FAX:(510) 661-0888

This report shall not be reproduced except in full, without the written approval of UL Verification Services Inc.

2TX ANT 6 + ANT 5 OFDMA MODE (FCC): 26 Tones, RU Index 36

Test Engineer:	44353
Test Date:	08/05/2020

Bandwidth, Antenna Gain, and Limits

Channel	Frequency (MHz)	Min 26 dB BW (MHz)	Directional Gain for Power (dBi)	Directional Gain for PSD (dBi)	Power Limit (dBm)	PSD Limit (dBm/1MHz)
Low	5530	19.64	0.22	3.22	23.93	11.00
High	5610	19.50	0.22	3.22	23.90	11.00
138	5690	19.31	0.22	3.22	23.86	11.00

Duty Cycle CF (dB)	0.00	**Included in Calculations of Corr'd PSD**

Output Power Results

Channel	Frequency (MHz)	Antenna 6 Meas Power (dBm)	Antenna 5 Meas Power (dBm)	Total Corr'd Power (dBm)	Power Limit (dBm)	Power Margin (dB)
Low	5530	8.69	8.64	11.68	23.93	-12.26
High	5610	8.65	8.62	11.65	23.90	-12.26
138	5690	8.70	8.62	11.67	23.86	-12.19

PSD Results

Channel	Frequency (MHz)	Antenna 6 Meas PSD (dBm/1MHz)	Antenna 5 Meas PSD (dBm/1MHz)	Total Corr'd PSD (dBm/1MHz)	PSD Limit (dBm/1MHz)	PSD Margin (dB)
Low	5530	6.184	6.273	9.239	11.00	-1.761
High	5610	6.041	6.220	9.142	11.00	-1.858
138	5690	6.512	6.217	9.377	11.00	-1.623

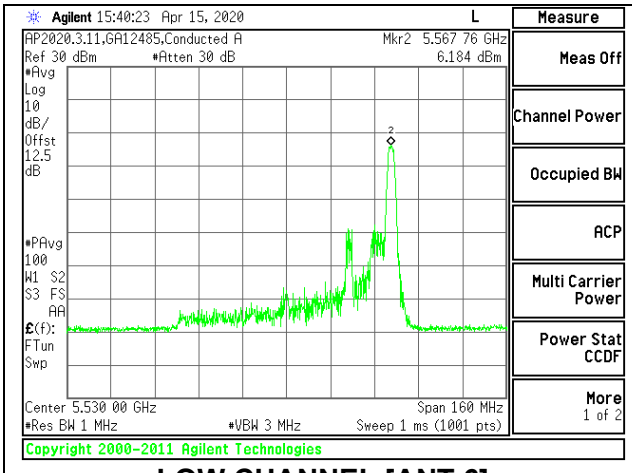

LOW CHANNEL [ANT 6]

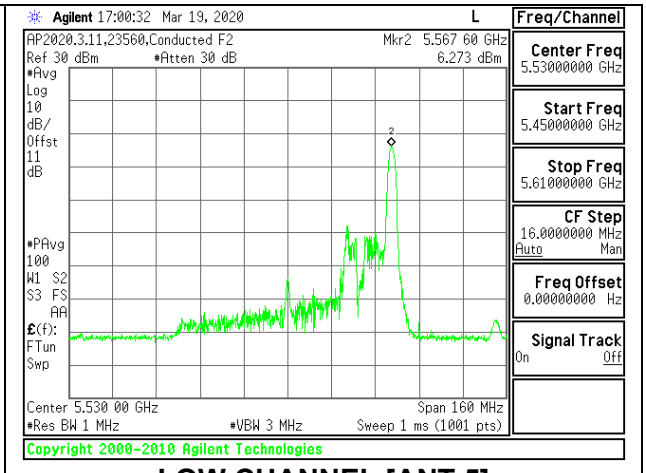

LOW CHANNEL [ANT 5]

UL VERIFICATION SERVICES INC.
47173 Benicia Street, Fremont, CA 94538; USA TEL:(510) 319-4000 FAX:(510) 661-0888

This report shall not be reproduced except in full, without the written approval of UL Verification Services Inc.

2TX ANT 6 + ANT 5 OFDMA MODE (FCC): 996 Tones, RU Index 67

Test Engineer:	44353
Test Date:	08/05/2020

Bandwidth, Antenna Gain, and Limits

Channel	Frequency (MHz)	Min 26 dB BW (MHz)	Directional Gain for Power (dBi)	Directional Gain for PSD (dBi)	Power Limit (dBm)	PSD Limit (dBm/1MHz)
Low	5530	80.29	0.22	3.22	24.00	11.00
High	5610	80.41	0.22	3.22	24.00	11.00
138	5690	80.22	0.22	3.22	24.00	11.00

Duty Cycle CF (dB)	0.00	**Included in Calculations of Corr'd PSD**

Output Power Results

Channel	Frequency (MHz)	Antenna 6 Meas Power (dBm)	Antenna 5 Meas Power (dBm)	Total Corr'd Power (dBm)	Power Limit (dBm)	Power Margin (dB)
Low	5530	13.74	13.72	16.74	24.00	-7.26
High	5610	16.48	19.67	21.37	24.00	-2.63
138	5690	16.43	19.70	21.38	24.00	-2.62

PSD Results

Channel	Frequency (MHz)	Antenna 6 Meas PSD (dBm/1MHz)	Antenna 5 Meas PSD (dBm/1MHz)	Total Corr'd PSD (dBm/1MHz)	PSD Limit (dBm/1MHz)	PSD Margin (dB)
Low	5530	-2.214	-2.008	0.901	11.00	-10.099
High	5610	3.899	3.739	6.830	11.00	-4.170
138	5690	3.639	3.554	6.607	11.00	-4.393

NOTE: 5610/5690 PSD tested at higher power

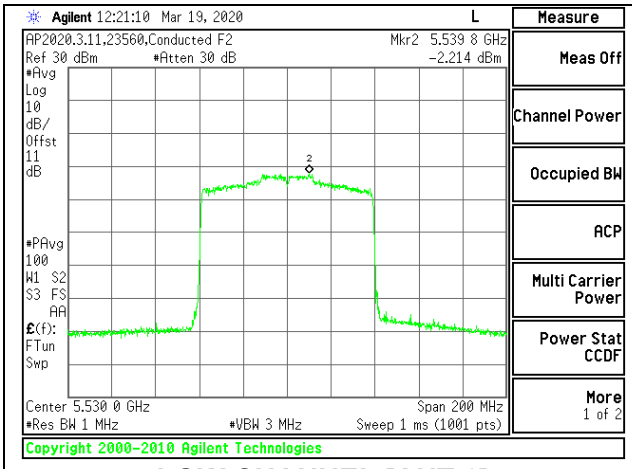

LOW CHANNEL [ANT 6]

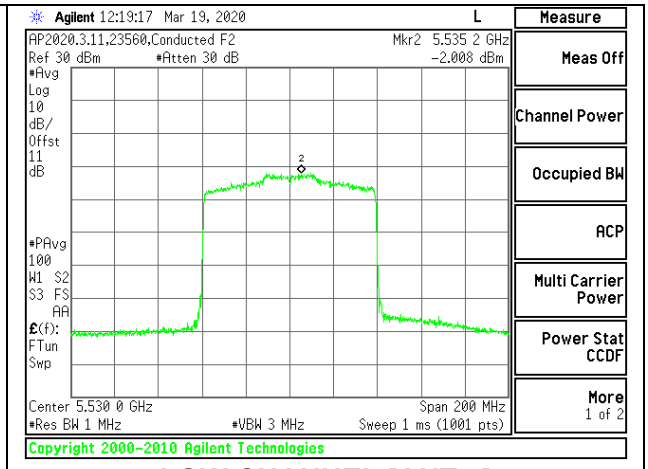

LOW CHANNEL [ANT 5]

UL VERIFICATION SERVICES INC.
47173 Benicia Street, Fremont, CA 94538; USA TEL:(510) 319-4000 FAX:(510) 661-0888

This report shall not be reproduced except in full, without the written approval of UL Verification Services Inc.

9.4.19. 802.11n HT20 MODE IN THE 5.8 GHz BAND

1TX ANT 6 MODE (FCC)

Test Engineer:	12485 GA
Test Date:	08/05/2020

Antenna Gain and Limit

Channel	Frequency (MHz)	Directional Gain (dBi)	Power Limit (dBm)	PSD Limit (dBm/500KHz)
Low	5745	-0.60	30.00	30.00
Mid	5785	-0.60	30.00	30.00
High	5825	-0.60	30.00	30.00

Duty Cycle CF (dB)	0.00	**Included in Calculations of Corr'd PSD**

Output Power Results

Channel	Frequency (MHz)	Antenna 6 Meas Power (dBm)	Total Corr'd Power (dBm)	Power Limit (dBm)	Power Margin (dB)
Low	5745	17.70	17.70	30.00	-12.30
Mid	5785	17.65	17.65	30.00	-12.35
High	5825	17.72	17.72	30.00	-12.28

PSD Results

Channel	Frequency (MHz)	Antenna 6 Meas PSD (dBm/500KHz)	Total Corr'd PSD (dBm/500KHz)	PSD Limit (dBm/500KHz)	PSD Margin (dB)
Low	5745	8.677	8.677	30.00	-21.32
Mid	5785	9.006	9.006	30.00	-20.99
High	5825	8.946	8.946	30.00	-21.05

NOTE: PSD tested at higher power

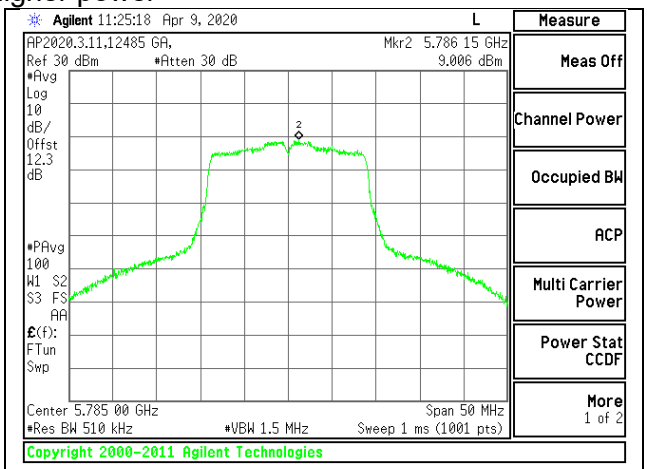

MID CHANNEL

UL VERIFICATION SERVICES INC.
47173 Benicia Street, Fremont, CA 94538; USA TEL:(510) 319-4000 FAX:(510) 661-0888

This report shall not be reproduced except in full, without the written approval of UL Verification Services Inc.

1TX ANT 5 MODE (FCC)

Test Engineer:	12485 GA
Test Date:	08/05/2020

Antenna Gain and Limit

Channel	Frequency (MHz)	Directional Gain (dBi)	Power Limit (dBm)	PSD Limit (dBm/500KHz)
Low	5745	-1.70	30.00	30.00
Mid	5785	-1.70	30.00	30.00
High	5825	-1.70	30.00	30.00

Duty Cycle CF (dB)	0.00	**Included in Calculations of Corr'd PSD**

Output Power Results

Channel	Frequency (MHz)	Antenna 5 Meas Power (dBm)	Total Corr'd Power (dBm)	Power Limit (dBm)	Power Margin (dB)
Low	5745	21.17	21.17	30.00	-8.83
Mid	5785	21.15	21.15	30.00	-8.85
High	5825	21.11	21.11	30.00	-8.89

PSD Results

Channel	Frequency (MHz)	Antenna 5 Meas PSD (dBm/500KHz)	Total Corr'd PSD (dBm/500KHz)	PSD Limit (dBm/500KHz)	PSD Margin (dB)
Low	5745	8.907	8.907	30.00	-21.09
Mid	5785	8.891	8.891	30.00	-21.11
High	5825	8.809	8.809	30.00	-21.19

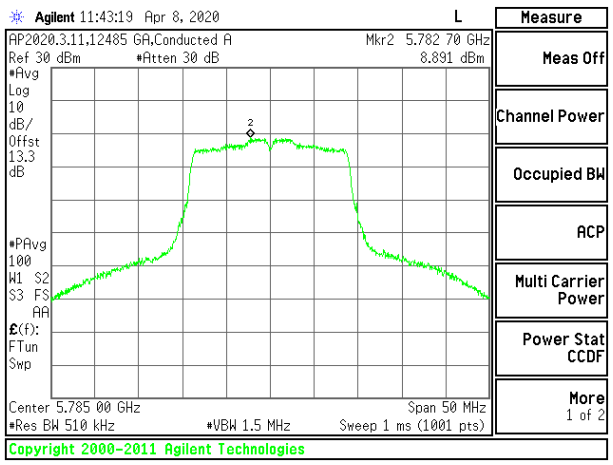

MID CHANNEL

UL VERIFICATION SERVICES INC.
47173 Benicia Street, Fremont, CA 94538; USA TEL:(510) 319-4000 FAX:(510) 661-0888

This report shall not be reproduced except in full, without the written approval of UL Verification Services Inc.

2TX ANT 6 + ANT 5 CDD MODE (FCC)

Test Engineer:	12485 GA
Test Date:	08/05/2020

Antenna Gain and Limit

Channel	Frequency (MHz)	Directional Gain For Power (dBi)	Directional Gain For PSD (dBi)	Power Limit (dBm)	PSD Limit (dBm/500KHz)
Low	5745	1.00	1.00	30.00	30.00
Mid	5785	1.00	1.00	30.00	30.00
High	5825	1.00	1.00	30.00	30.00

Duty Cycle CF (dB)	0.00	**Included in Calculations of Corr'd PSD**

Output Power Results

Channel	Frequency (MHz)	Antenna 6 Meas Power (dBm)	Antenna 5 Meas Power (dBm)	Total Corr'd Power (dBm)	Power Limit (dBm)	Power Margin (dB)
Low	5745	17.70	21.16	22.78	30.00	-7.22
Mid	5785	17.65	21.11	22.73	30.00	-7.27
High	5825	17.71	21.24	22.83	30.00	-7.17

PSD Results

Channel	Frequency (MHz)	Antenna 6 Meas PSD (dBm/500KHz)	Antenna 5 Meas PSD (dBm/500KHz)	Total Corr'd PSD (dBm/500KHz)	PSD Limit (dBm/500KHz)	PSD Margin (dB)
Low	5745	8.558	8.634	11.606	30.00	-18.394
Mid	5785	8.735	8.546	11.652	30.00	-18.348
High	5825	8.798	8.906	11.863	30.00	-18.137

NOTE: Antenna 6 PSD tested at higher power

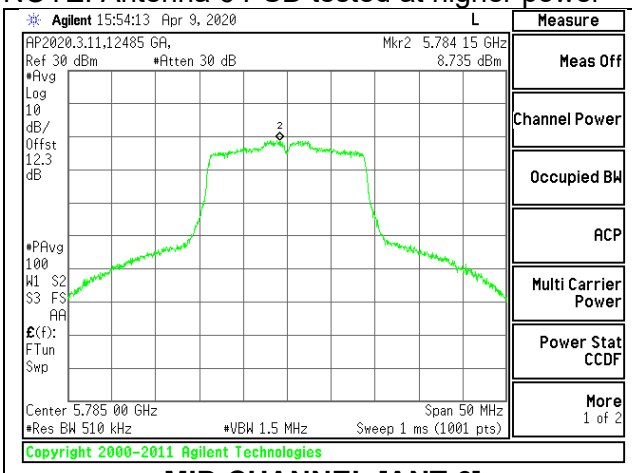

MID CHANNEL [ANT 6]

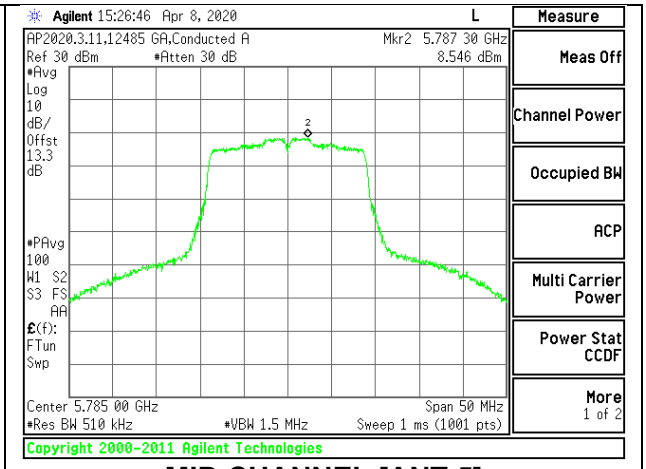

MID CHANNEL [ANT 5]

UL VERIFICATION SERVICES INC.
47173 Benicia Street, Fremont, CA 94538; USA TEL:(510) 319-4000 FAX:(510) 661-0888

This report shall not be reproduced except in full, without the written approval of UL Verification Services Inc.

9.4.20. 802.11n HT40 MODE IN THE 5.8 GHz BAND

1TX ANT 6 MODE (FCC)

Test Engineer:	12485 GA
Test Date:	08/05/2020

Antenna Gain and Limit

Channel	Frequency (MHz)	Directional Gain (dBi)	Power Limit (dBm)	PSD Limit (dBm/500KHz)
Low	5755	-0.60	30.00	30.00
High	5795	-0.60	30.00	30.00

Duty Cycle CF (dB)	0.14	**Included in Calculations of Corr'd PSD**

Output Power Results

Channel	Frequency (MHz)	Antenna 6 Meas Power (dBm)	Total Corr'd Power (dBm)	Power Limit (dBm)	Power Margin (dB)
Low	5755	17.69	17.69	30.00	-12.31
High	5795	17.70	17.70	30.00	-12.30

PSD Results

Channel	Frequency (MHz)	Antenna 6 Meas PSD (dBm/500KHz)	Total Corr'd PSD (dBm/500KHz)	PSD Limit (dBm/500KHz)	PSD Margin (dB)
Low	5755	5.756	5.896	30.00	-24.10
High	5795	5.661	5.801	30.00	-24.20

NOTE: PSD tested at higher power

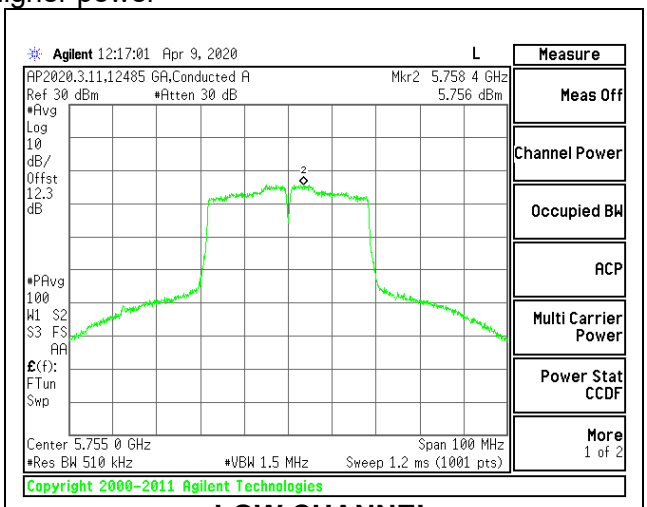

LOW CHANNEL

UL VERIFICATION SERVICES INC.
47173 Benicia Street, Fremont, CA 94538; USA TEL:(510) 319-4000 FAX:(510) 661-0888

This report shall not be reproduced except in full, without the written approval of UL Verification Services Inc.

1TX ANT 5 MODE (FCC)

Test Engineer:	12485 GA
Test Date:	08/05/2020

Antenna Gain and Limit

Channel	Frequency (MHz)	Directional Gain (dBi)	Power Limit (dBm)	PSD Limit (dBm/500KHz)
Low	5755	-1.70	30.00	30.00
High	5795	-1.70	30.00	30.00

Duty Cycle CF (dB)	0.14	**Included in Calculations of Corr'd PSD**

Output Power Results

Channel	Frequency (MHz)	Antenna 5 Meas Power (dBm)	Total Corr'd Power (dBm)	Power Limit (dBm)	Power Margin (dB)
Low	5755	20.77	20.77	30.00	-9.23
High	5795	20.66	20.66	30.00	-9.34

PSD Results

Channel	Frequency (MHz)	Antenna 5 Meas PSD (dBm/500KHz)	Total Corr'd PSD (dBm/500KHz)	PSD Limit (dBm/500KHz)	PSD Margin (dB)
Low	5755	5.564	5.704	30.00	-24.30
High	5795	5.553	5.693	30.00	-24.31

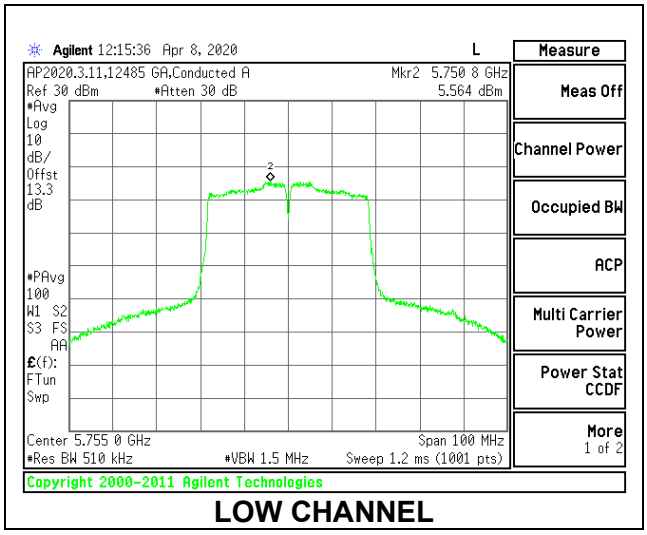

LOW CHANNEL

UL VERIFICATION SERVICES INC.
47173 Benicia Street, Fremont, CA 94538; USA TEL:(510) 319-4000 FAX:(510) 661-0888

This report shall not be reproduced except in full, without the written approval of UL Verification Services Inc.

2TX ANT 6 + ANT 5 CDD MODE (FCC)

Test Engineer:	12485 GA
Test Date:	08/05/2020

Antenna Gain and Limit

Channel	Frequency (MHz)	Directional Gain For Power (dBi)	Directional Gain For PSD (dBi)	Power Limit (dBm)	PSD Limit (dBm/500KHz)
Low	5755	-1.12	1.88	30.00	30.00
High	5795	-1.12	1.88	30.00	30.00

Duty Cycle CF (dB)	0.17	**Included in Calculations of Corr'd PSD**

Output Power Results

Channel	Frequency (MHz)	Antenna 6 Meas Power (dBm)	Antenna 5 Meas Power (dBm)	Total Corr'd Power (dBm)	Power Limit (dBm)	Power Margin (dB)
Low	5755	17.72	20.65	22.44	30.00	-7.56
High	5795	17.74	20.71	22.48	30.00	-7.52

PSD Results

Channel	Frequency (MHz)	Antenna 6 Meas PSD (dBm/500KHz)	Antenna 5 Meas PSD (dBm/500KHz)	Total Corr'd PSD (dBm/500KHz)	PSD Limit (dBm/500KHz)	PSD Margin (dB)
Low	5755	5.835	5.567	8.883	30.00	-21.117
High	5795	5.622	5.975	8.982	30.00	-21.018

NOTE: Antenna 6 PSD tested at higher power

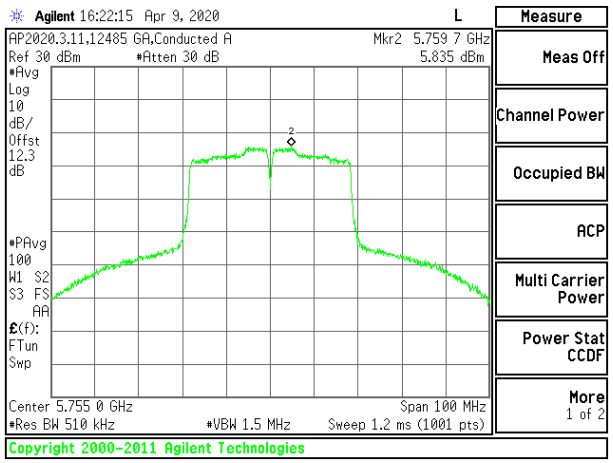

LOW CHANNEL [ANT 6]

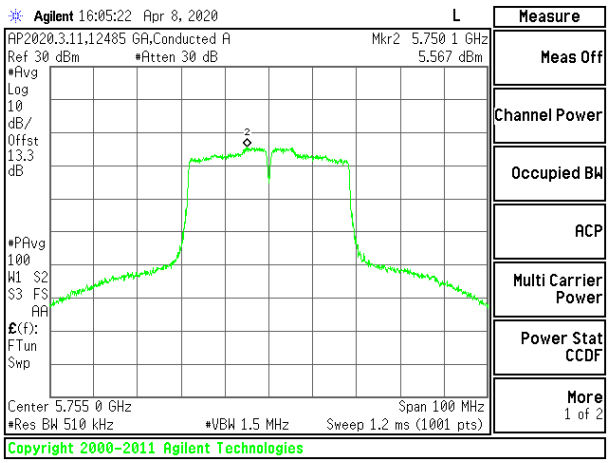

LOW CHANNEL [ANT 5]

UL VERIFICATION SERVICES INC.
47173 Benicia Street, Fremont, CA 94538; USA TEL:(510) 319-4000 FAX:(510) 661-0888

This report shall not be reproduced except in full, without the written approval of UL Verification Services Inc.

9.4.21. 802.11ac VHT80 MODE IN THE 5.8 GHz BAND

1TX ANT 6 MODE (FCC)

Test Engineer:	23560
Test Date:	08/05/2020

Antenna Gain and Limit

Channel	Frequency (MHz)	Directional Gain (dBi)	Power Limit (dBm)	PSD Limit (dBm/500KHz)
Mid	5775	-0.60	30.00	30.00

Duty Cycle CF (dB)	0.22	**Included in Calculations of Corr'd PSD**

Output Power Results

Channel	Frequency (MHz)	Antenna 6 Meas Power (dBm)	Total Corr'd Power (dBm)	Power Limit (dBm)	Power Margin (dB)
Mid	5775	17.67	17.67	30.00	-12.33

PSD Results

Channel	Frequency (MHz)	Antenna 6 Meas PSD (dBm/500KHz)	Total Corr'd PSD (dBm/500KHz)	PSD Limit (dBm/500KHz)	PSD Margin (dB)
Mid	5775	2.514	2.734	30.00	-27.27

NOTE: PSD tested at higher power

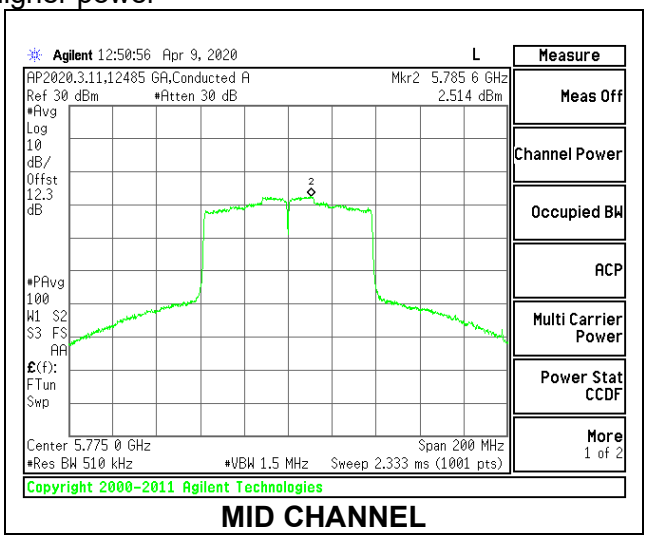

MID CHANNEL

UL VERIFICATION SERVICES INC.
47173 Benicia Street, Fremont, CA 94538; USA TEL:(510) 319-4000 FAX:(510) 661-0888

This report shall not be reproduced except in full, without the written approval of UL Verification Services Inc.

1TX ANT 5 MODE (FCC)

Test Engineer:	23560
Test Date:	08/05/2020

Antenna Gain and Limit

Channel	Frequency (MHz)	Directional Gain (dBi)	Power Limit (dBm)	PSD Limit (dBm/500KHz)
Mid	5775	-1.70	30.00	30.00

Duty Cycle CF (dB)	0.22	**Included in Calculations of Corr'd PSD**

Output Power Results

Channel	Frequency (MHz)	Antenna 5 Meas Power (dBm)	Total Corr'd Power (dBm)	Power Limit (dBm)	Power Margin (dB)
Mid	5775	20.14	20.14	30.00	-9.86

PSD Results

Channel	Frequency (MHz)	Antenna 5 Meas PSD (dBm/500KHz)	Total Corr'd PSD (dBm/500KHz)	PSD Limit (dBm/500KHz)	PSD Margin (dB)
Mid	5775	2.454	2.674	30.00	-27.33

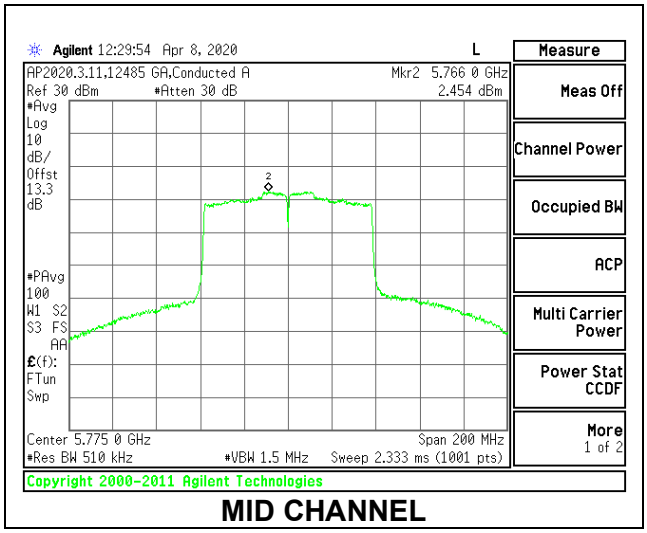

MID CHANNEL

UL VERIFICATION SERVICES INC.
47173 Benicia Street, Fremont, CA 94538; USA TEL:(510) 319-4000 FAX:(510) 661-0888

This report shall not be reproduced except in full, without the written approval of UL Verification Services Inc.

2TX ANT 6 + ANT 5 CDD MODE (FCC)

Test Engineer:	23560
Test Date:	08/05/2020

Antenna Gain and Limit

Channel	Frequency (MHz)	Directional Gain For Power (dBi)	Directional Gain For PSD (dBi)	Power Limit (dBm)	PSD Limit (dBm/500KHz)
Mid	5775	-1.12	1.88	30.00	30.00

Duty Cycle CF (dB)	0.33	**Included in Calculations of Corr'd PSD**

Output Power Results

Channel	Frequency (MHz)	Antenna 6 Meas Power (dBm)	Antenna 5 Meas Power (dBm)	Total Corr'd Power (dBm)	Power Limit (dBm)	Power Margin (dB)
Mid	5775	17.73	19.69	21.83	30.00	-8.17

PSD Results

Channel	Frequency (MHz)	Antenna 6 Meas PSD (dBm/500KHz)	Antenna 5 Meas PSD (dBm/500KHz)	Total Corr'd PSD (dBm/500KHz)	PSD Limit (dBm/500KHz)	PSD Margin (dB)
Mid	5775	0.300	1.258	4.146	30.00	-25.854

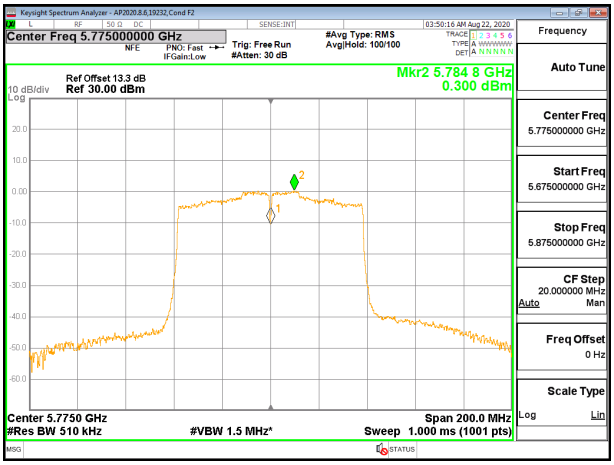

MID CHANNEL [ANT 6]

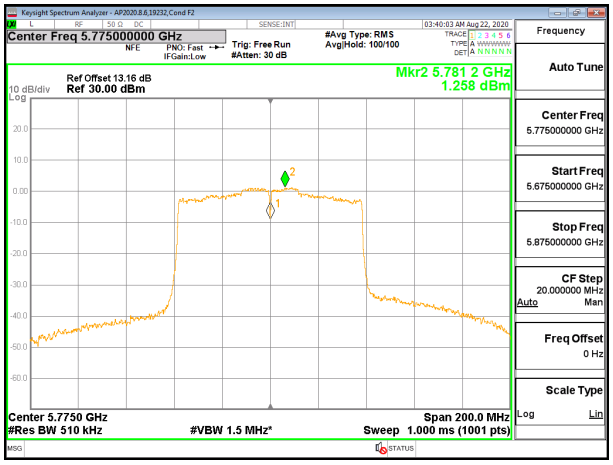

MID CHANNEL [ANT 5]

UL VERIFICATION SERVICES INC.
47173 Benicia Street, Fremont, CA 94538; USA TEL:(510) 319-4000 FAX:(510) 661-0888

This report shall not be reproduced except in full, without the written approval of UL Verification Services Inc.

9.4.22. 802.11ax HE20 MODE IN THE 5.8 GHz BAND

1TX ANT 6 MODE (FCC): 26 Tones, RU Index 0

Test Engineer:	12485 GA
Test Date:	08/05/2020

Antenna Gain and Limit

Channel	Frequency (MHz)	Directional Gain (dBi)	Power Limit (dBm)	PSD Limit (dBm/500KHz)
Low	5745	-0.60	30.00	30.00
Mid	5785	-0.60	30.00	30.00
High	5825	-0.60	30.00	30.00

Duty Cycle CF (dB)	0.00	**Included in Calculations of Corr'd PSD**

Output Power Results

Channel	Frequency (MHz)	Antenna 6 Meas Power (dBm)	Total Corr'd Power (dBm)	Power Limit (dBm)	Power Margin (dB)
Low	5745	17.71	17.71	30.00	-12.29
Mid	5785	17.72	17.72	30.00	-12.28
High	5825	17.68	17.68	30.00	-12.32

PSD Results

Channel	Frequency (MHz)	Antenna 6 Meas PSD (dBm/500KHz)	Total Corr'd PSD (dBm/500KHz)	PSD Limit (dBm/500KHz)	PSD Margin (dB)
Low	5745	16.242	16.242	30.00	-13.76
Mid	5785	16.163	16.163	30.00	-13.84
High	5825	16.110	16.110	30.00	-13.89

NOTE: PSD tested at higher power

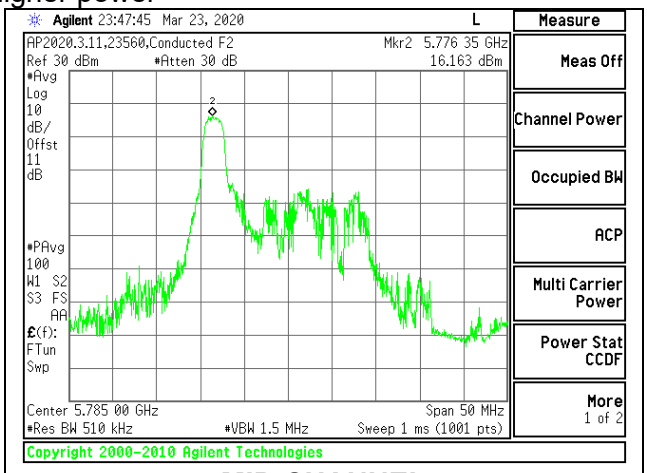

MID CHANNEL

UL VERIFICATION SERVICES INC.
47173 Benicia Street, Fremont, CA 94538; USA TEL:(510) 319-4000 FAX:(510) 661-0888

This report shall not be reproduced except in full, without the written approval of UL Verification Services Inc.

1TX ANT 6 MODE (FCC): 26 Tones, RU Index 4

Test Engineer:	12485 GA
Test Date:	08/05/2020

Antenna Gain and Limit

Channel	Frequency (MHz)	Directional Gain (dBi)	Power Limit (dBm)	PSD Limit (dBm/500KHz)
Low	5745	-0.60	30.00	30.00
Mid	5785	-0.60	30.00	30.00
High	5825	-0.60	30.00	30.00

Duty Cycle CF (dB)	0.00	**Included in Calculations of Corr'd PSD**

Output Power Results

Channel	Frequency (MHz)	Antenna 6 Meas Power (dBm)	Total Corr'd Power (dBm)	Power Limit (dBm)	Power Margin (dB)
Low	5745	17.65	17.65	30.00	-12.35
Mid	5785	17.67	17.67	30.00	-12.33
High	5825	17.70	17.70	30.00	-12.30

PSD Results

Channel	Frequency (MHz)	Antenna 6 Meas PSD (dBm/500KHz)	Total Corr'd PSD (dBm/500KHz)	PSD Limit (dBm/500KHz)	PSD Margin (dB)
Low	5745	15.715	15.715	30.00	-14.29
Mid	5785	15.923	15.923	30.00	-14.08
High	5825	15.980	15.980	30.00	-14.02

NOTE: PSD tested at higher power

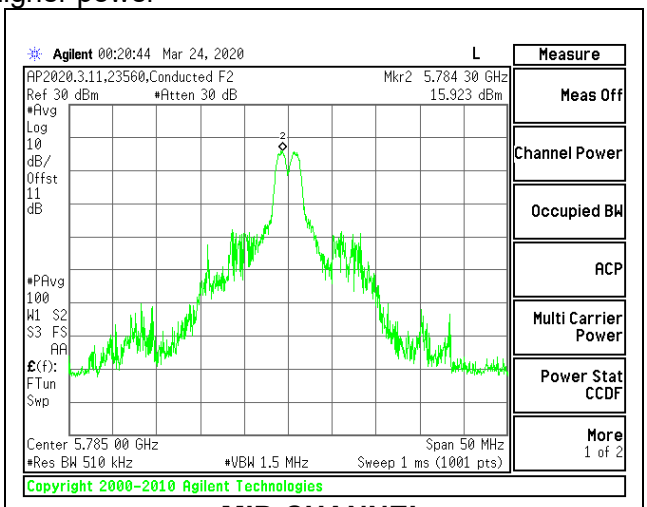

MID CHANNEL

UL VERIFICATION SERVICES INC.
47173 Benicia Street, Fremont, CA 94538; USA TEL:(510) 319-4000 FAX:(510) 661-0888

This report shall not be reproduced except in full, without the written approval of UL Verification Services Inc.

1TX ANT 6 MODE (FCC): 26 Tones, RU Index 8

Test Engineer:	12485 GA
Test Date:	08/05/2020

Antenna Gain and Limit

Channel	Frequency (MHz)	Directional Gain (dBi)	Power Limit (dBm)	PSD Limit (dBm/500KHz)
Low	5745	-0.60	30.00	30.00
Mid	5785	-0.60	30.00	30.00
High	5825	-0.60	30.00	30.00

Duty Cycle CF (dB)	0.00	**Included in Calculations of Corr'd PSD**

Output Power Results

Channel	Frequency (MHz)	Antenna 6 Meas Power (dBm)	Total Corr'd Power (dBm)	Power Limit (dBm)	Power Margin (dB)
Low	5745	17.69	17.69	30.00	-12.31
Mid	5785	17.70	17.70	30.00	-12.30
High	5825	17.71	17.71	30.00	-12.29

PSD Results

Channel	Frequency (MHz)	Antenna 6 Meas PSD (dBm/500KHz)	Total Corr'd PSD (dBm/500KHz)	PSD Limit (dBm/500KHz)	PSD Margin (dB)
Low	5745	15.940	15.940	30.00	-14.06
Mid	5785	16.308	16.308	30.00	-13.69
High	5825	16.564	16.564	30.00	-13.44

NOTE: PSD tested at higher power

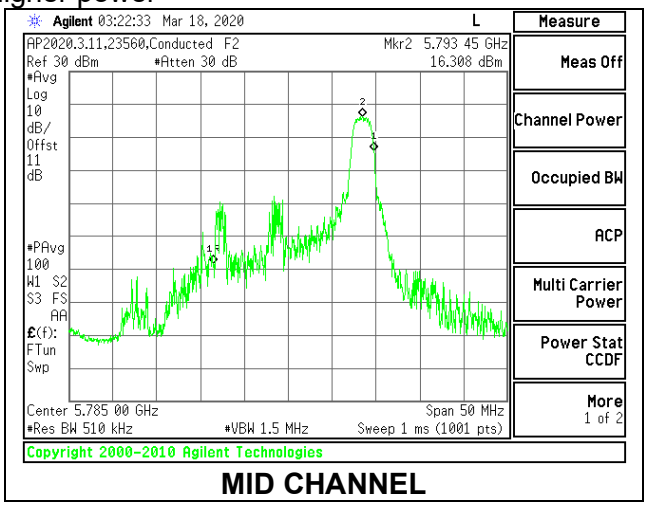

MID CHANNEL

UL VERIFICATION SERVICES INC.
47173 Benicia Street, Fremont, CA 94538; USA TEL:(510) 319-4000 FAX:(510) 661-0888

This report shall not be reproduced except in full, without the written approval of UL Verification Services Inc.

1TX ANT 6 MODE (FCC): 242 Tones, RU Index 61

Test Engineer:	12485 GA
Test Date:	08/05/2020

Antenna Gain and Limit

Channel	Frequency (MHz)	Directional Gain (dBi)	Power Limit (dBm)	PSD Limit (dBm/500KHz)
Low	5745	-0.60	30.00	30.00
Mid	5785	-0.60	30.00	30.00
High	5825	-0.60	30.00	30.00

Duty Cycle CF (dB)	0.00	**Included in Calculations of Corr'd PSD**

Output Power Results

Channel	Frequency (MHz)	Antenna 6 Meas Power (dBm)	Total Corr'd Power (dBm)	Power Limit (dBm)	Power Margin (dB)
Low	5745	17.74	17.74	30.00	-12.26
Mid	5785	17.66	17.66	30.00	-12.34
High	5825	17.70	17.70	30.00	-12.30

PSD Results

Channel	Frequency (MHz)	Antenna 6 Meas PSD (dBm/500KHz)	Total Corr'd PSD (dBm/500KHz)	PSD Limit (dBm/500KHz)	PSD Margin (dB)
Low	5745	8.173	8.173	30.00	-21.83
Mid	5785	8.159	8.159	30.00	-21.84
High	5825	8.287	8.287	30.00	-21.71

NOTE: PSD tested at higher power

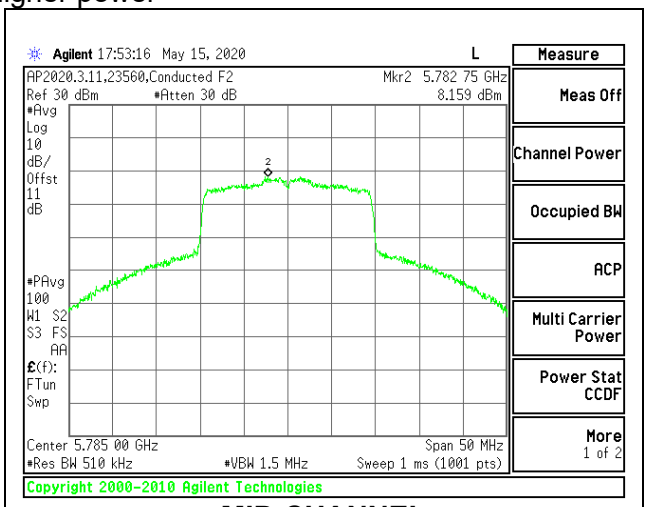

MID CHANNEL

UL VERIFICATION SERVICES INC.
47173 Benicia Street, Fremont, CA 94538; USA TEL:(510) 319-4000 FAX:(510) 661-0888

This report shall not be reproduced except in full, without the written approval of UL Verification Services Inc.

1TX ANT 5 MODE (FCC): 26 Tones, RU Index 0

Test Engineer:	12485 GA
Test Date:	08/05/2020

Antenna Gain and Limit

Channel	Frequency (MHz)	Directional Gain (dBi)	Power Limit (dBm)	PSD Limit (dBm/500KHz)
Low	5745	-1.70	30.00	30.00
Mid	5785	-1.70	30.00	30.00
High	5825	-1.70	30.00	30.00

Duty Cycle CF (dB)	0.00	**Included in Calculations of Corr'd PSD**

Output Power Results

Channel	Frequency (MHz)	Antenna 5 Meas Power (dBm)	Total Corr'd Power (dBm)	Power Limit (dBm)	Power Margin (dB)
Low	5745	21.20	21.20	30.00	-8.80
Mid	5785	21.19	21.19	30.00	-8.81
High	5825	21.25	21.25	30.00	-8.75

PSD Results

Channel	Frequency (MHz)	Antenna 5 Meas PSD (dBm/500KHz)	Total Corr'd PSD (dBm/500KHz)	PSD Limit (dBm/500KHz)	PSD Margin (dB)
Low	5745	16.146	16.146	30.00	-13.85
Mid	5785	16.076	16.076	30.00	-13.92
High	5825	16.347	16.347	30.00	-13.65

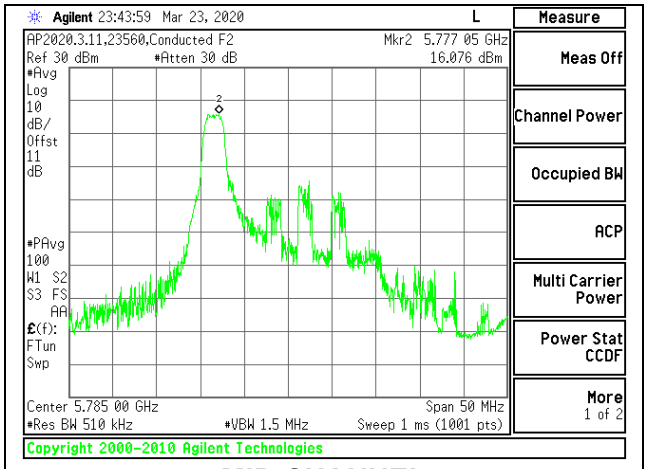

MID CHANNEL

UL VERIFICATION SERVICES INC.
47173 Benicia Street, Fremont, CA 94538; USA TEL:(510) 319-4000 FAX:(510) 661-0888

This report shall not be reproduced except in full, without the written approval of UL Verification Services Inc.

1TX ANT 5 MODE (FCC): 26 Tones, RU Index 4

Test Engineer:	12485 GA
Test Date:	08/05/2020

Antenna Gain and Limit

Channel	Frequency (MHz)	Directional Gain (dBi)	Power Limit (dBm)	PSD Limit (dBm/500KHz)
Low	5745	-1.70	30.00	30.00
Mid	5785	-1.70	30.00	30.00
High	5825	-1.70	30.00	30.00

Duty Cycle CF (dB)	0.00	**Included in Calculations of Corr'd PSD**

Output Power Results

Channel	Frequency (MHz)	Antenna 5 Meas Power (dBm)	Total Corr'd Power (dBm)	Power Limit (dBm)	Power Margin (dB)
Low	5745	21.15	21.15	30.00	-8.85
Mid	5785	21.19	21.19	30.00	-8.81
High	5825	21.20	21.20	30.00	-8.80

PSD Results

Channel	Frequency (MHz)	Antenna 5 Meas PSD (dBm/500KHz)	Total Corr'd PSD (dBm/500KHz)	PSD Limit (dBm/500KHz)	PSD Margin (dB)
Low	5745	16.018	16.018	30.00	-13.98
Mid	5785	16.348	16.348	30.00	-13.65
High	5825	15.689	15.689	30.00	-14.31

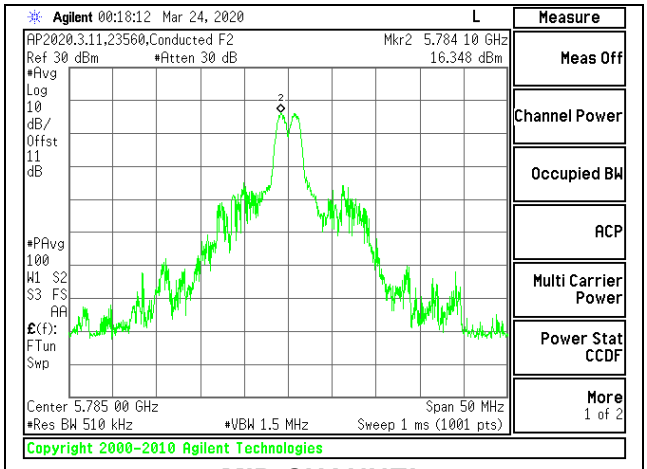

MID CHANNEL

UL VERIFICATION SERVICES INC.
47173 Benicia Street, Fremont, CA 94538; USA TEL:(510) 319-4000 FAX:(510) 661-0888

This report shall not be reproduced except in full, without the written approval of UL Verification Services Inc.

1TX ANT 5 MODE (FCC): 26 Tones, RU Index 8

Test Engineer:	12485 GA
Test Date:	08/05/2020

Antenna Gain and Limit

Channel	Frequency (MHz)	Directional Gain (dBi)	Power Limit (dBm)	PSD Limit (dBm/500KHz)
Low	5745	-1.70	30.00	30.00
Mid	5785	-1.70	30.00	30.00
High	5825	-1.70	30.00	30.00

Duty Cycle CF (dB)	0.00	**Included in Calculations of Corr'd PSD**

Output Power Results

Channel	Frequency (MHz)	Antenna 5 Meas Power (dBm)	Total Corr'd Power (dBm)	Power Limit (dBm)	Power Margin (dB)
Low	5745	21.15	21.15	30.00	-8.85
Mid	5785	21.22	21.22	30.00	-8.78
High	5825	21.24	21.24	30.00	-8.76

PSD Results

Channel	Frequency (MHz)	Antenna 5 Meas PSD (dBm/500KHz)	Total Corr'd PSD (dBm/500KHz)	PSD Limit (dBm/500KHz)	PSD Margin (dB)
Low	5745	16.107	16.107	30.00	-13.89
Mid	5785	16.041	16.041	30.00	-13.96
High	5825	15.574	15.574	30.00	-14.43

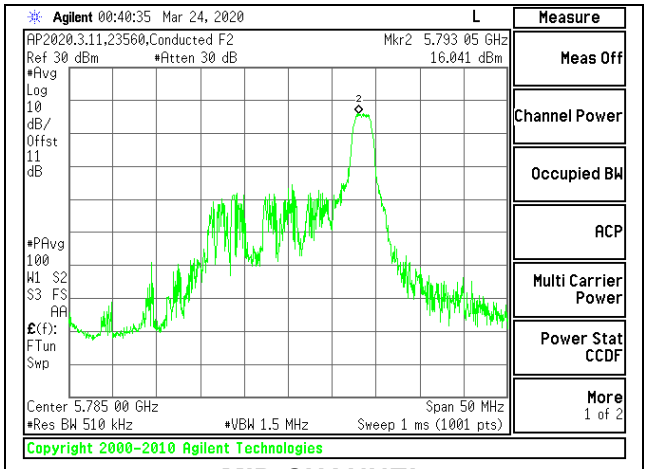

MID CHANNEL

UL VERIFICATION SERVICES INC.
47173 Benicia Street, Fremont, CA 94538; USA TEL:(510) 319-4000 FAX:(510) 661-0888

This report shall not be reproduced except in full, without the written approval of UL Verification Services Inc.

1TX ANT 5 MODE (FCC): 242 Tones, RU Index 61

Test Engineer:	12485 GA
Test Date:	08/05/2020

Antenna Gain and Limit

Channel	Frequency (MHz)	Directional Gain (dBi)	Power Limit (dBm)	PSD Limit (dBm/500KHz)
Low	5745	-1.70	30.00	30.00
Mid	5785	-1.70	30.00	30.00
High	5825	-1.70	30.00	30.00

Duty Cycle CF (dB)	0.00	**Included in Calculations of Corr'd PSD**

Output Power Results

Channel	Frequency (MHz)	Antenna 5 Meas Power (dBm)	Total Corr'd Power (dBm)	Power Limit (dBm)	Power Margin (dB)
Low	5745	21.19	21.19	30.00	-8.81
Mid	5785	21.24	21.24	30.00	-8.76
High	5825	21.21	21.21	30.00	-8.79

PSD Results

Channel	Frequency (MHz)	Antenna 5 Meas PSD (dBm/500KHz)	Total Corr'd PSD (dBm/500KHz)	PSD Limit (dBm/500KHz)	PSD Margin (dB)
Low	5745	8.226	8.226	30.00	-21.77
Mid	5785	8.133	8.133	30.00	-21.87
High	5825	8.299	8.299	30.00	-21.70

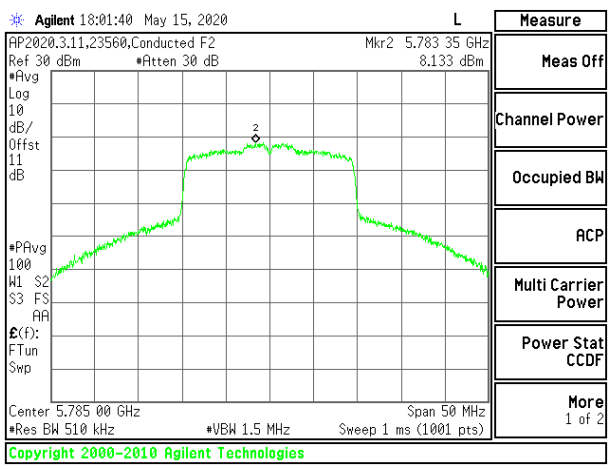

MID CHANNEL

UL VERIFICATION SERVICES INC.
47173 Benicia Street, Fremont, CA 94538; USA TEL:(510) 319-4000 FAX:(510) 661-0888

This report shall not be reproduced except in full, without the written approval of UL Verification Services Inc.

2TX ANT 6 + ANT 5 OFDMA MODE (FCC): 26 Tones, RU Index 0

Test Engineer:	12485 GA
Test Date:	08/05/2020

Antenna Gain and Limit

Channel	Frequency (MHz)	Directional Gain For Power (dBi)	Directional Gain For PSD (dBi)	Power Limit (dBm)	PSD Limit (dBm/500KHz)
Low	5745	-1.12	1.88	30.00	30.00
Mid	5785	-1.12	1.88	30.00	30.00
High	5825	-1.12	1.88	30.00	30.00

Duty Cycle CF (dB)	0.00	**Included in Calculations of Corr'd PSD**

Output Power Results

Channel	Frequency (MHz)	Antenna 6 Meas Power (dBm)	Antenna 5 Meas Power (dBm)	Total Corr'd Power (dBm)	Power Limit (dBm)	Power Margin (dB)
Low	5745	17.65	21.22	22.80	30.00	-7.20
Mid	5785	17.68	21.24	22.83	30.00	-7.17
High	5825	17.64	21.16	22.76	30.00	-7.24

PSD Results

Channel	Frequency (MHz)	Antenna 6 Meas PSD (dBm/500KHz)	Antenna 5 Meas PSD (dBm/500KHz)	Total Corr'd PSD (dBm/500KHz)	PSD Limit (dBm/500KHz)	PSD Margin (dB)
Low	5745	16.235	16.371	19.314	30.00	-10.686
Mid	5785	16.343	16.614	19.491	30.00	-10.509
High	5825	16.146	16.188	19.177	30.00	-10.823

NOTE: Antenna 6 PSD tested at higher power

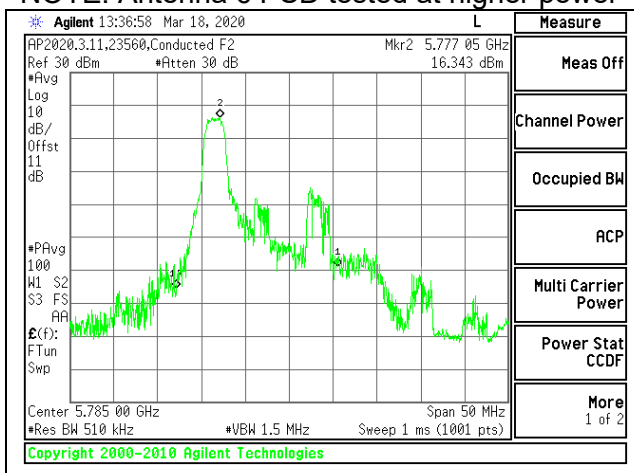

MID CHANNEL [ANT 6]

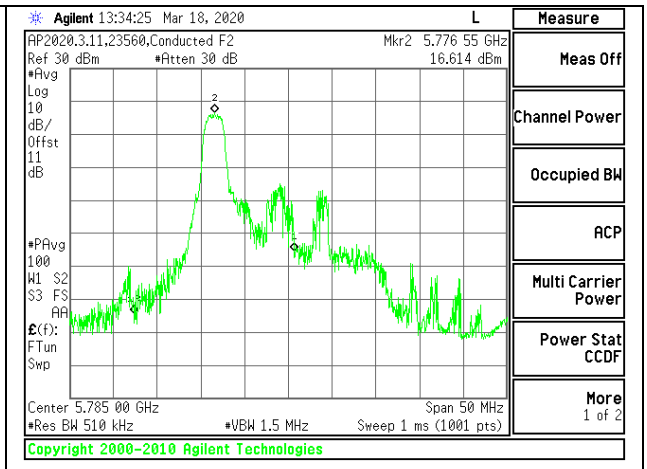

MID CHANNEL [ANT 5]

UL VERIFICATION SERVICES INC.
47173 Benicia Street, Fremont, CA 94538; USA TEL:(510) 319-4000 FAX:(510) 661-0888

This report shall not be reproduced except in full, without the written approval of UL Verification Services Inc.

2TX ANT 6 + ANT 5 OFDMA MODE (FCC): 26 Tones, RU Index 4

Test Engineer:	12485 GA
Test Date:	08/05/2020

Antenna Gain and Limit

Channel	Frequency (MHz)	Directional Gain For Power (dBi)	Directional Gain For PSD (dBi)	Power Limit (dBm)	PSD Limit (dBm/500KHz)
Low	5745	-1.12	1.88	30.00	30.00
Mid	5785	-1.12	1.88	30.00	30.00
High	5825	-1.12	1.88	30.00	30.00

Duty Cycle CF (dB)	0.00	**Included in Calculations of Corr'd PSD**

Output Power Results

Channel	Frequency (MHz)	Antenna 6 Meas Power (dBm)	Antenna 5 Meas Power (dBm)	Total Corr'd Power (dBm)	Power Limit (dBm)	Power Margin (dB)
Low	5745	17.75	21.10	22.75	30.00	-7.25
Mid	5785	17.70	21.17	22.78	30.00	-7.22
High	5825	17.72	21.16	22.78	30.00	-7.22

PSD Results

Channel	Frequency (MHz)	Antenna 6 Meas PSD (dBm/500KHz)	Antenna 5 Meas PSD (dBm/500KHz)	Total Corr'd PSD (dBm/500KHz)	PSD Limit (dBm/500KHz)	PSD Margin (dB)
Low	5745	15.902	15.691	18.808	30.00	-11.192
Mid	5785	16.171	15.944	19.069	30.00	-10.931
High	5825	15.785	15.901	18.854	30.00	-11.146

NOTE: Antenna 6 PSD tested at higher power

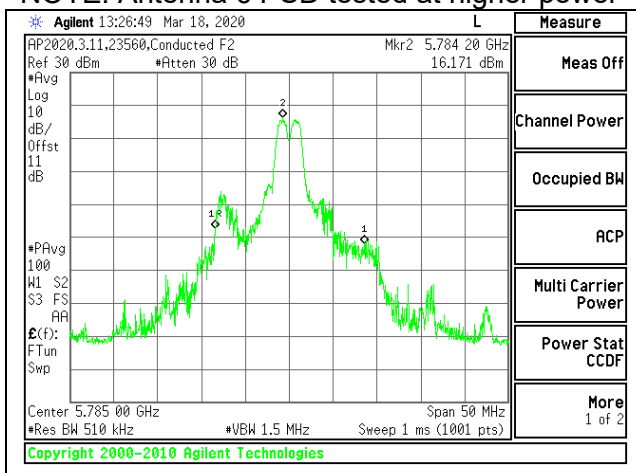

MID CHANNEL [ANT 6]

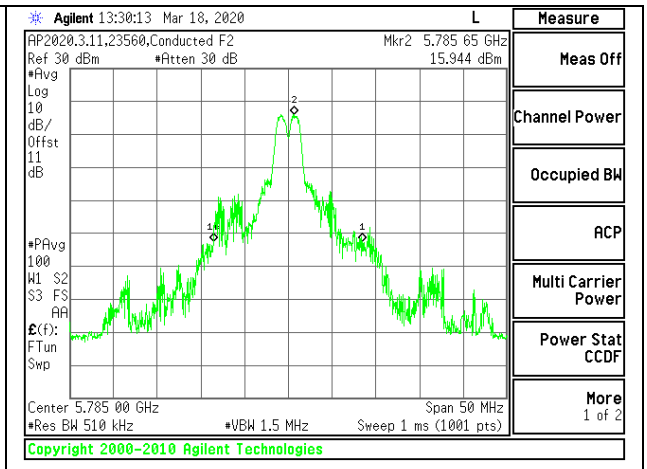

MID CHANNEL [ANT 5]

UL VERIFICATION SERVICES INC.
47173 Benicia Street, Fremont, CA 94538; USA TEL:(510) 319-4000 FAX:(510) 661-0888

This report shall not be reproduced except in full, without the written approval of UL Verification Services Inc.

2TX ANT 6 + ANT 5 OFDMA MODE (FCC): 26 Tones, RU Index 8

Test Engineer:	12485 GA
Test Date:	08/05/2020

Antenna Gain and Limit

Channel	Frequency (MHz)	Directional Gain For Power (dBi)	Directional Gain For PSD (dBi)	Power Limit (dBm)	PSD Limit (dBm/500KHz)
Low	5745	-1.12	1.88	30.00	30.00
Mid	5785	-1.12	1.88	30.00	30.00
High	5825	-1.12	1.88	30.00	30.00

Duty Cycle CF (dB)	0.00	**Included in Calculations of Corr'd PSD**

Output Power Results

Channel	Frequency (MHz)	Antenna 6 Meas Power (dBm)	Antenna 5 Meas Power (dBm)	Total Corr'd Power (dBm)	Power Limit (dBm)	Power Margin (dB)
Low	5745	17.72	21.19	22.80	30.00	-7.20
Mid	5785	17.74	21.10	22.75	30.00	-7.25
High	5825	17.70	21.17	22.78	30.00	-7.22

PSD Results

Channel	Frequency (MHz)	Antenna 6 Meas PSD (dBm/500KHz)	Antenna 5 Meas PSD (dBm/500KHz)	Total Corr'd PSD (dBm/500KHz)	PSD Limit (dBm/500KHz)	PSD Margin (dB)
Low	5745	16.557	16.460	19.519	30.00	-10.481
Mid	5785	16.231	16.059	19.156	30.00	-10.844
High	5825	16.467	16.398	19.443	30.00	-10.557

NOTE: Antenna 6 PSD tested at higher power

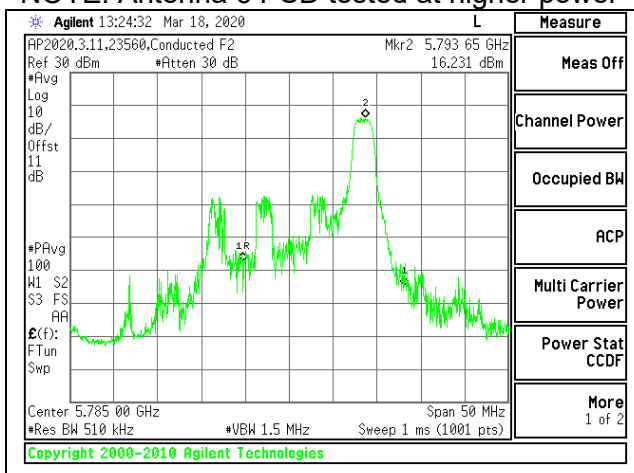

MID CHANNEL [ANT 6]

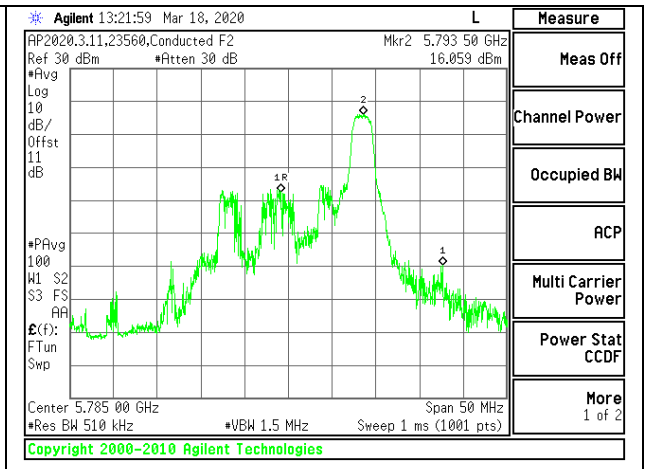

MID CHANNEL [ANT 5]

UL VERIFICATION SERVICES INC.
47173 Benicia Street, Fremont, CA 94538; USA TEL:(510) 319-4000 FAX:(510) 661-0888

This report shall not be reproduced except in full, without the written approval of UL Verification Services Inc.

2TX ANT 6 + ANT 5 OFDMA MODE (FCC): 242 Tones, RU Index 61

Test Engineer:	12485 GA
Test Date:	08/05/2020

Antenna Gain and Limit

Channel	Frequency (MHz)	Directional Gain For Power (dBi)	Directional Gain For PSD (dBi)	Power Limit (dBm)	PSD Limit (dBm/500KHz)
Low	5745	-1.12	1.88	30.00	30.00
Mid	5785	-1.12	1.88	30.00	30.00
High	5825	-1.12	1.88	30.00	30.00

Duty Cycle CF (dB)	0.00	**Included in Calculations of Corr'd PSD**

Output Power Results

Channel	Frequency (MHz)	Antenna 6 Meas Power (dBm)	Antenna 5 Meas Power (dBm)	Total Corr'd Power (dBm)	Power Limit (dBm)	Power Margin (dB)
Low	5745	17.70	21.15	22.77	30.00	-7.23
Mid	5785	17.73	21.19	22.81	30.00	-7.19
High	5825	17.75	21.21	22.83	30.00	-7.17

PSD Results

Channel	Frequency (MHz)	Antenna 6 Meas PSD (dBm/500KHz)	Antenna 5 Meas PSD (dBm/500KHz)	Total Corr'd PSD (dBm/500KHz)	PSD Limit (dBm/500KHz)	PSD Margin (dB)
Low	5745	8.201	8.282	11.252	30.00	-18.748
Mid	5785	8.228	8.316	11.283	30.00	-18.717
High	5825	8.295	8.369	11.342	30.00	-18.658

NOTE: Antenna 6 PSD tested at higher power

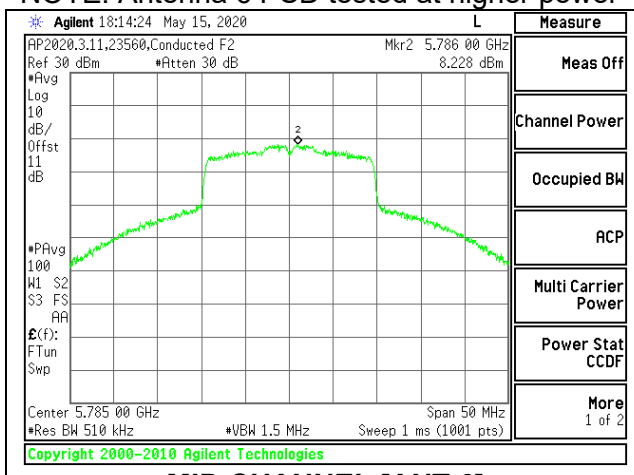

MID CHANNEL [ANT 6]

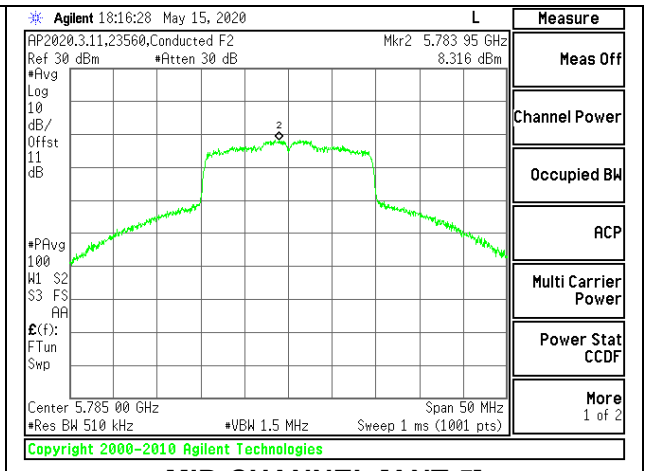

MID CHANNEL [ANT 5]

UL VERIFICATION SERVICES INC.
47173 Benicia Street, Fremont, CA 94538; USA TEL:(510) 319-4000 FAX:(510) 661-0888

This report shall not be reproduced except in full, without the written approval of UL Verification Services Inc.

9.4.23. 802.11ax HE40 MODE IN THE 5.8 GHz BAND

1TX ANT 6 MODE (FCC): 26 Tones, RU Index 0

Test Engineer:	12485 GA
Test Date:	08/05/2020

Antenna Gain and Limit

Channel	Frequency (MHz)	Directional Gain (dBi)	Power Limit (dBm)	PSD Limit (dBm/500KHz)
Low	5755	-0.60	30.00	30.00
High	5795	-0.60	30.00	30.00

Duty Cycle CF (dB)	0.00	**Included in Calculations of Corr'd PSD**

Output Power Results

Channel	Frequency (MHz)	Antenna 6 Meas Power (dBm)	Total Corr'd Power (dBm)	Power Limit (dBm)	Power Margin (dB)
Low	5755	17.72	17.72	30.00	-12.28
High	5795	17.69	17.69	30.00	-12.31

PSD Results

Channel	Frequency (MHz)	Antenna 6 Meas PSD (dBm/500KHz)	Total Corr'd PSD (dBm/500KHz)	PSD Limit (dBm/500KHz)	PSD Margin (dB)
Low	5755	16.059	16.059	30.00	-13.94
High	5795	16.278	16.278	30.00	-13.72

NOTE: PSD tested at higher power

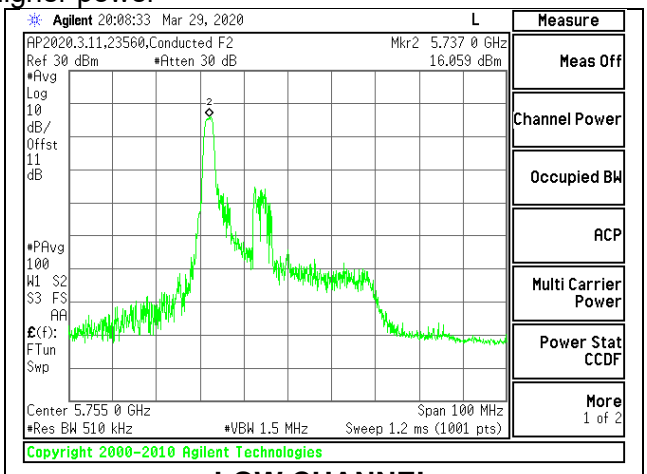

LOW CHANNEL

UL VERIFICATION SERVICES INC.
47173 Benicia Street, Fremont, CA 94538; USA TEL:(510) 319-4000 FAX:(510) 661-0888

This report shall not be reproduced except in full, without the written approval of UL Verification Services Inc.

1TX ANT 6 MODE (FCC): 26 Tones, RU Index 8

Test Engineer:	12485 GA
Test Date:	08/05/2020

Antenna Gain and Limit

Channel	Frequency (MHz)	Directional Gain (dBi)	Power Limit (dBm)	PSD Limit (dBm/500KHz)
Low	5755	-0.60	30.00	30.00
High	5795	-0.60	30.00	30.00

Duty Cycle CF (dB)	0.00	**Included in Calculations of Corr'd PSD**

Output Power Results

Channel	Frequency (MHz)	Antenna 6 Meas Power (dBm)	Total Corr'd Power (dBm)	Power Limit (dBm)	Power Margin (dB)
Low	5755	17.69	17.69	30.00	-12.31
High	5795	17.77	17.77	30.00	-12.23

PSD Results

Channel	Frequency (MHz)	Antenna 6 Meas PSD (dBm/500KHz)	Total Corr'd PSD (dBm/500KHz)	PSD Limit (dBm/500KHz)	PSD Margin (dB)
Low	5755	15.684	15.684	30.00	-14.32
High	5795	16.061	16.061	30.00	-13.94

NOTE: PSD tested at higher power

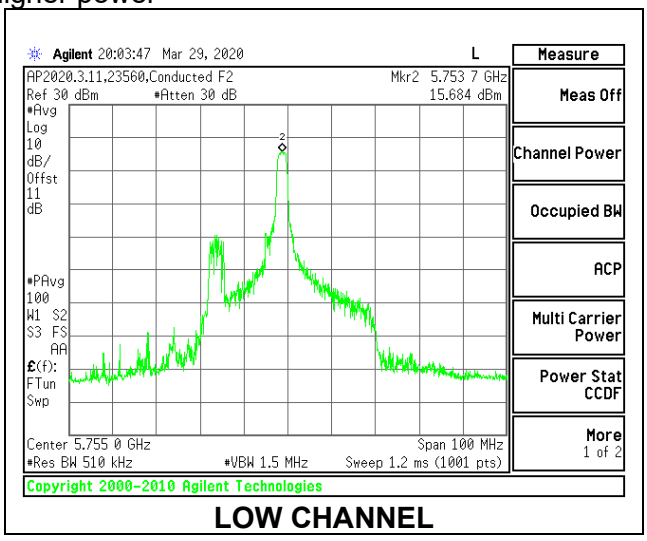

LOW CHANNEL

UL VERIFICATION SERVICES INC.
47173 Benicia Street, Fremont, CA 94538; USA TEL:(510) 319-4000 FAX:(510) 661-0888

This report shall not be reproduced except in full, without the written approval of UL Verification Services Inc.

1TX ANT 6 MODE (FCC): 26 Tones, RU Index 17

Test Engineer:	12485 GA
Test Date:	08/05/2020

Antenna Gain and Limit

Channel	Frequency (MHz)	Directional Gain (dBi)	Power Limit (dBm)	PSD Limit (dBm/500KHz)
Low	5755	-0.60	30.00	30.00
High	5795	-0.60	30.00	30.00

Duty Cycle CF (dB)	0.00	**Included in Calculations of Corr'd PSD**

Output Power Results

Channel	Frequency (MHz)	Antenna 6 Meas Power (dBm)	Total Corr'd Power (dBm)	Power Limit (dBm)	Power Margin (dB)
Low	5755	17.65	17.65	30.00	-12.35
High	5795	17.69	17.69	30.00	-12.31

PSD Results

Channel	Frequency (MHz)	Antenna 6 Meas PSD (dBm/500KHz)	Total Corr'd PSD (dBm/500KHz)	PSD Limit (dBm/500KHz)	PSD Margin (dB)
Low	5755	15.967	15.967	30.00	-14.03
High	5795	16.031	16.031	30.00	-13.97

NOTE: PSD tested at higher power

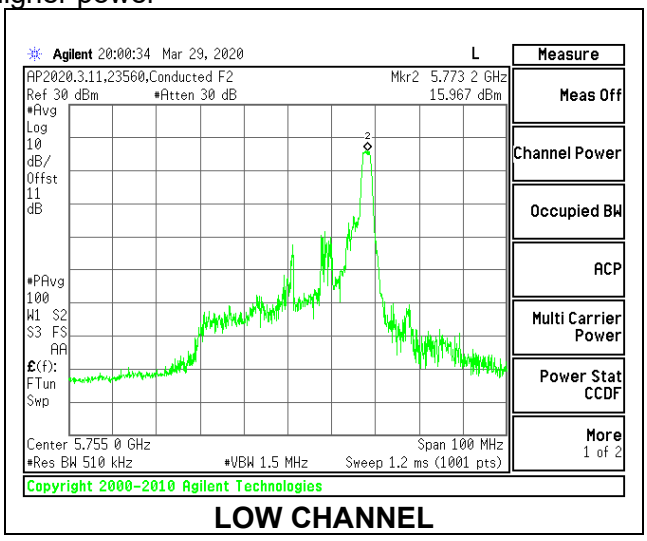

LOW CHANNEL

UL VERIFICATION SERVICES INC.
47173 Benicia Street, Fremont, CA 94538; USA TEL:(510) 319-4000 FAX:(510) 661-0888

This report shall not be reproduced except in full, without the written approval of UL Verification Services Inc.

1TX ANT 6 MODE (FCC): 484 Tones, RU Index 65

Test Engineer:	12485 GA
Test Date:	08/05/2020

Antenna Gain and Limit

Channel	Frequency (MHz)	Directional Gain (dBi)	Power Limit (dBm)	PSD Limit (dBm/500KHz)
Low	5755	-0.60	30.00	30.00
High	5795	-0.60	30.00	30.00

Duty Cycle CF (dB)	0.00	**Included in Calculations of Corr'd PSD**

Output Power Results

Channel	Frequency (MHz)	Antenna 6 Meas Power (dBm)	Total Corr'd Power (dBm)	Power Limit (dBm)	Power Margin (dB)
Low	5755	17.74	17.74	30.00	-12.26
High	5795	17.69	17.69	30.00	-12.31

PSD Results

Channel	Frequency (MHz)	Antenna 6 Meas PSD (dBm/500KHz)	Total Corr'd PSD (dBm/500KHz)	PSD Limit (dBm/500KHz)	PSD Margin (dB)
Low	5755	5.570	5.570	30.00	-24.43
High	5795	5.420	5.420	30.00	-24.58

NOTE: PSD tested at higher power

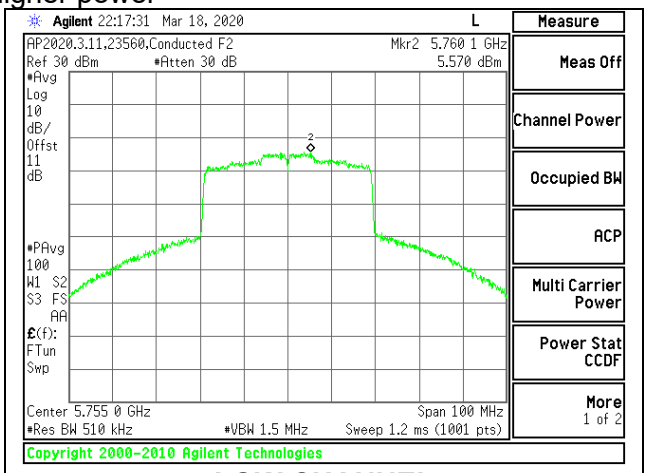

LOW CHANNEL

UL VERIFICATION SERVICES INC.
47173 Benicia Street, Fremont, CA 94538; USA TEL:(510) 319-4000 FAX:(510) 661-0888

This report shall not be reproduced except in full, without the written approval of UL Verification Services Inc.

1TX ANT 5 MODE (FCC): 26 Tones, RU Index 0

Test Engineer:	12485 GA
Test Date:	08/05/2020

Antenna Gain and Limit

Channel	Frequency (MHz)	Directional Gain (dBi)	Power Limit (dBm)	PSD Limit (dBm/500KHz)
Low	5755	-1.70	30.00	30.00
High	5795	-1.70	30.00	30.00

Duty Cycle CF (dB)	0.00	**Included in Calculations of Corr'd PSD**

Output Power Results

Channel	Frequency (MHz)	Antenna 5 Meas Power (dBm)	Total Corr'd Power (dBm)	Power Limit (dBm)	Power Margin (dB)
Low	5755	20.75	20.75	30.00	-9.25
High	5795	20.68	20.68	30.00	-9.32

PSD Results

Channel	Frequency (MHz)	Antenna 5 Meas PSD (dBm/500KHz)	Total Corr'd PSD (dBm/500KHz)	PSD Limit (dBm/500KHz)	PSD Margin (dB)
Low	5755	16.193	16.193	30.00	-13.81
High	5795	16.200	16.200	30.00	-13.80

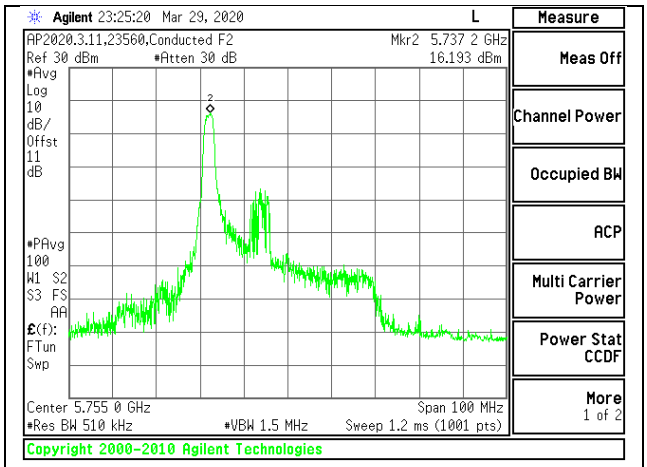

LOW CHANNEL

UL VERIFICATION SERVICES INC.
47173 Benicia Street, Fremont, CA 94538; USA TEL:(510) 319-4000 FAX:(510) 661-0888

This report shall not be reproduced except in full, without the written approval of UL Verification Services Inc.

1TX ANT 5 MODE (FCC): 26 Tones, RU Index 8

Test Engineer:	12485 GA
Test Date:	08/05/2020

Antenna Gain and Limit

Channel	Frequency (MHz)	Directional Gain (dBi)	Power Limit (dBm)	PSD Limit (dBm/500KHz)
Low	5755	-1.70	30.00	30.00
High	5795	-1.70	30.00	30.00

Duty Cycle CF (dB)	0.00	**Included in Calculations of Corr'd PSD**

Output Power Results

Channel	Frequency (MHz)	Antenna 5 Meas Power (dBm)	Total Corr'd Power (dBm)	Power Limit (dBm)	Power Margin (dB)
Low	5755	20.68	20.68	30.00	-9.32
High	5795	20.74	20.74	30.00	-9.26

PSD Results

Channel	Frequency (MHz)	Antenna 5 Meas PSD (dBm/500KHz)	Total Corr'd PSD (dBm/500KHz)	PSD Limit (dBm/500KHz)	PSD Margin (dB)
Low	5755	15.921	15.921	30.00	-14.08
High	5795	16.312	16.312	30.00	-13.69

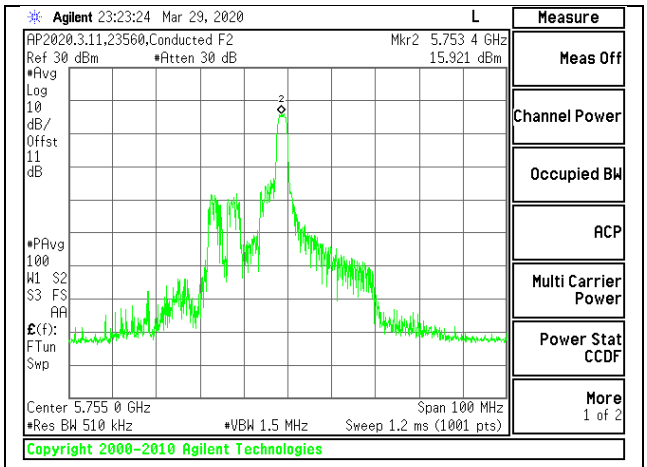

LOW CHANNEL

UL VERIFICATION SERVICES INC.
47173 Benicia Street, Fremont, CA 94538; USA TEL:(510) 319-4000 FAX:(510) 661-0888

This report shall not be reproduced except in full, without the written approval of UL Verification Services Inc.

1TX ANT 5 MODE (FCC): 26 Tones, RU Index 17

Test Engineer:	12485 GA
Test Date:	08/05/2020

Antenna Gain and Limit

Channel	Frequency (MHz)	Directional Gain (dBi)	Power Limit (dBm)	PSD Limit (dBm/500KHz)
Low	5755	-1.70	30.00	30.00
High	5795	-1.70	30.00	30.00

Duty Cycle CF (dB)	0.00	**Included in Calculations of Corr'd PSD**

Output Power Results

Channel	Frequency (MHz)	Antenna 5 Meas Power (dBm)	Total Corr'd Power (dBm)	Power Limit (dBm)	Power Margin (dB)
Low	5755	20.72	20.72	30.00	-9.28
High	5795	20.75	20.75	30.00	-9.25

PSD Results

Channel	Frequency (MHz)	Antenna 5 Meas PSD (dBm/500KHz)	Total Corr'd PSD (dBm/500KHz)	PSD Limit (dBm/500KHz)	PSD Margin (dB)
Low	5755	16.105	16.105	30.00	-13.90
High	5795	16.182	16.182	30.00	-13.82

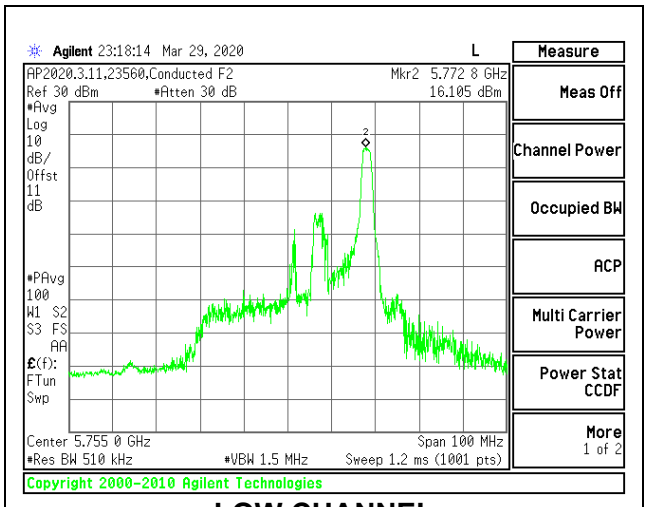

LOW CHANNEL

UL VERIFICATION SERVICES INC.
47173 Benicia Street, Fremont, CA 94538; USA TEL:(510) 319-4000 FAX:(510) 661-0888

This report shall not be reproduced except in full, without the written approval of UL Verification Services Inc.

1TX ANT 5 MODE (FCC): 484 Tones, RU Index 65

Test Engineer:	12485 GA
Test Date:	08/05/2020

Antenna Gain and Limit

Channel	Frequency (MHz)	Directional Gain (dBi)	Power Limit (dBm)	PSD Limit (dBm/500KHz)
Low	5755	-1.70	30.00	30.00
High	5795	-1.70	30.00	30.00

Duty Cycle CF (dB)	0.00	**Included in Calculations of Corr'd PSD**

Output Power Results

Channel	Frequency (MHz)	Antenna 5 Meas Power (dBm)	Total Corr'd Power (dBm)	Power Limit (dBm)	Power Margin (dB)
Low	5755	20.66	20.66	30.00	-9.34
High	5795	20.69	20.69	30.00	-9.31

PSD Results

Channel	Frequency (MHz)	Antenna 5 Meas PSD (dBm/500KHz)	Total Corr'd PSD (dBm/500KHz)	PSD Limit (dBm/500KHz)	PSD Margin (dB)
Low	5755	5.638	5.638	30.00	-24.36
High	5795	5.560	5.560	30.00	-24.44

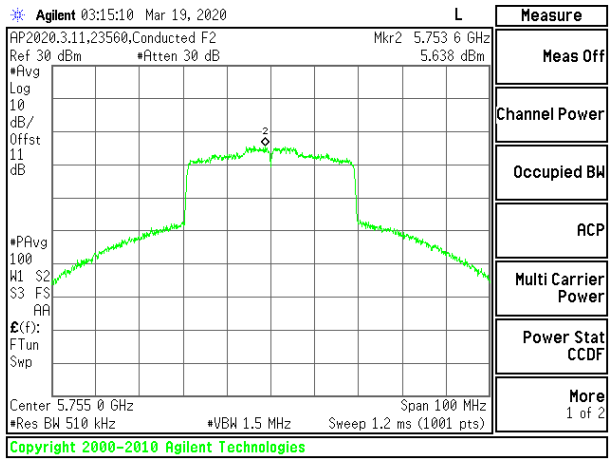

LOW CHANNEL

UL VERIFICATION SERVICES INC.
47173 Benicia Street, Fremont, CA 94538; USA TEL:(510) 319-4000 FAX:(510) 661-0888

This report shall not be reproduced except in full, without the written approval of UL Verification Services Inc.

2TX ANT 6 + ANT 5 OFDMA MODE (FCC): 26 Tones, RU Index 0

Test Engineer:	12485 GA
Test Date:	08/05/2020

Antenna Gain and Limit

Channel	Frequency (MHz)	Directional Gain For Power (dBi)	Directional Gain For PSD (dBi)	Power Limit (dBm)	PSD Limit (dBm/500KHz)
Low	5755	-1.12	1.88	1.00	30.00
High	5795	-1.12	1.88	1.00	30.00

Duty Cycle CF (dB)	0.00	**Included in Calculations of Corr'd PSD**

Output Power Results

Channel	Frequency (MHz)	Antenna 6 Meas Power (dBm)	Antenna 5 Meas Power (dBm)	Total Corr'd Power (dBm)	Power Limit (dBm)	Power Margin (dB)
Low	5755	17.64	20.61	22.38	1.00	21.38
High	5795	17.71	20.68	22.45	1.00	21.45

PSD Results

Channel	Frequency (MHz)	Antenna 6 Meas PSD (dBm/500KHz)	Antenna 5 Meas PSD (dBm/500KHz)	Total Corr'd PSD (dBm/500KHz)	PSD Limit (dBm/500KHz)	PSD Margin (dB)
Low	5755	15.907	16.178	19.055	30.00	-10.945
High	5795	16.109	16.225	19.178	30.00	-10.822

NOTE: Antenna 6 PSD tested at higher power

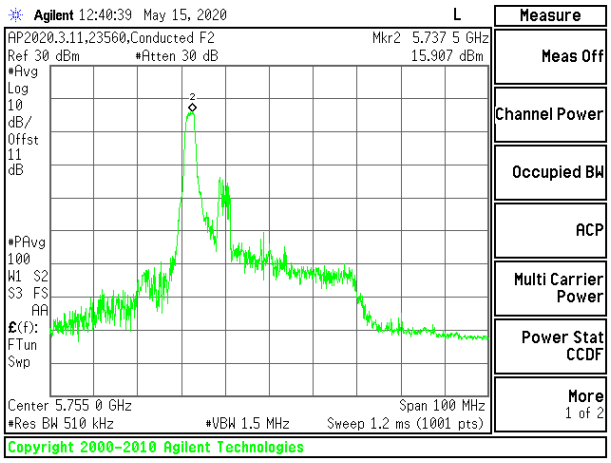

LOW CHANNEL [ANT 6]

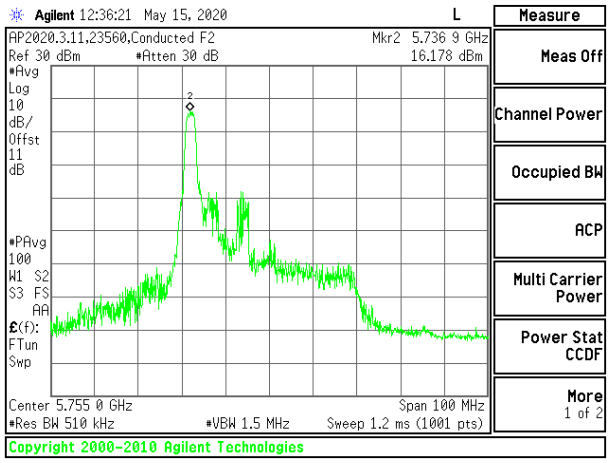

LOW CHANNEL [ANT 5]

UL VERIFICATION SERVICES INC.
47173 Benicia Street, Fremont, CA 94538; USA TEL:(510) 319-4000 FAX:(510) 661-0888

This report shall not be reproduced except in full, without the written approval of UL Verification Services Inc.

2TX ANT 6 + ANT 5 OFDMA MODE (FCC): 26 Tones, RU Index 8

Test Engineer:	12485 GA
Test Date:	08/05/2020

Antenna Gain and Limit

Channel	Frequency (MHz)	Directional Gain For Power (dBi)	Directional Gain For PSD (dBi)	Power Limit (dBm)	PSD Limit (dBm/500KHz)
Low	5755	-1.12	1.88	30.00	30.00
High	5795	-1.12	1.88	30.00	30.00

Duty Cycle CF (dB)	0.00	**Included in Calculations of Corr'd PSD**

Output Power Results

Channel	Frequency (MHz)	Antenna 6 Meas Power (dBm)	Antenna 5 Meas Power (dBm)	Total Corr'd Power (dBm)	Power Limit (dBm)	Power Margin (dB)
Low	5755	17.73	20.74	22.50	30.00	-7.50
High	5795	17.68	20.71	22.46	30.00	-7.54

PSD Results

Channel	Frequency (MHz)	Antenna 6 Meas PSD (dBm/500KHz)	Antenna 5 Meas PSD (dBm/500KHz)	Total Corr'd PSD (dBm/500KHz)	PSD Limit (dBm/500KHz)	PSD Margin (dB)
Low	5755	15.760	15.870	18.826	30.00	-11.174
High	5795	17.034	16.134	19.618	30.00	-10.382

NOTE: Antenna 6 PSD tested at higher power

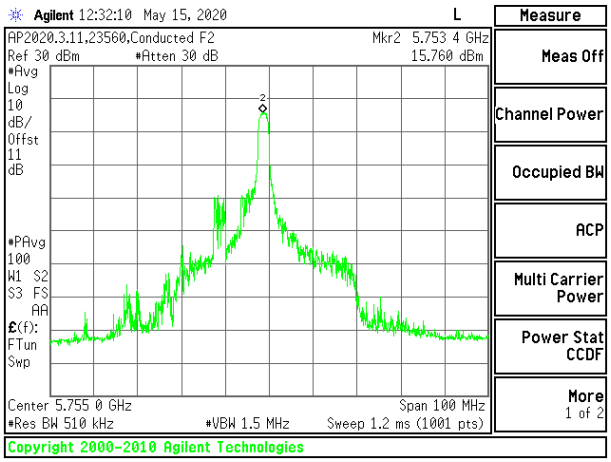

LOW CHANNEL [ANT 6]

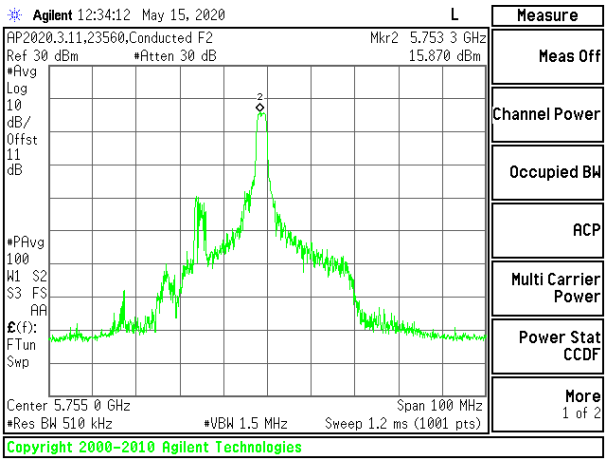

LOW CHANNEL [ANT 5]

UL VERIFICATION SERVICES INC.
47173 Benicia Street, Fremont, CA 94538; USA TEL:(510) 319-4000 FAX:(510) 661-0888

This report shall not be reproduced except in full, without the written approval of UL Verification Services Inc.

2TX ANT 6 + ANT 5 OFDMA MODE (FCC): 26 Tones, RU Index 17

Test Engineer:	12485 GA
Test Date:	08/05/2020

Antenna Gain and Limit

Channel	Frequency (MHz)	Directional Gain For Power (dBi)	Directional Gain For PSD (dBi)	Power Limit (dBm)	PSD Limit (dBm/500KHz)
Low	5755	-1.12	1.88	30.00	30.00
High	5795	-1.12	1.88	30.00	30.00

Duty Cycle CF (dB)	0.00	**Included in Calculations of Corr'd PSD**

Output Power Results

Channel	Frequency (MHz)	Antenna 6 Meas Power (dBm)	Antenna 5 Meas Power (dBm)	Total Corr'd Power (dBm)	Power Limit (dBm)	Power Margin (dB)
Low	5755	17.74	20.73	22.50	30.00	-7.50
High	5795	17.68	20.71	22.46	30.00	-7.54

PSD Results

Channel	Frequency (MHz)	Antenna 6 Meas PSD (dBm/500KHz)	Antenna 5 Meas PSD (dBm/500KHz)	Total Corr'd PSD (dBm/500KHz)	PSD Limit (dBm/500KHz)	PSD Margin (dB)
Low	5755	16.067	16.160	19.124	30.00	-10.876
High	5795	16.001	16.078	19.050	30.00	-10.950

NOTE: Antenna 6 PSD tested at higher power

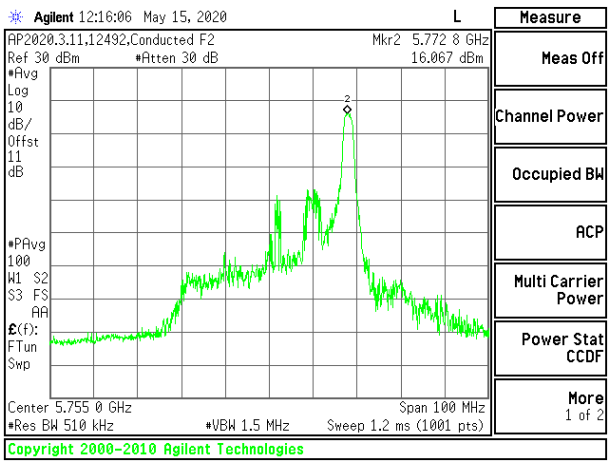

LOW CHANNEL [ANT 6]

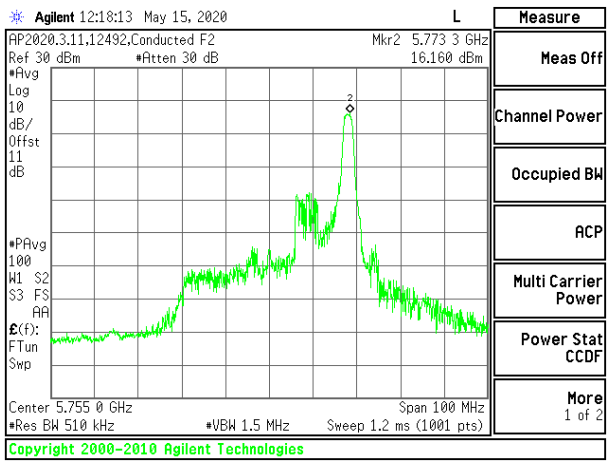

LOW CHANNEL [ANT 5]

UL VERIFICATION SERVICES INC.
47173 Benicia Street, Fremont, CA 94538; USA TEL:(510) 319-4000 FAX:(510) 661-0888

This report shall not be reproduced except in full, without the written approval of UL Verification Services Inc.

2TX ANT 6 + ANT 5 OFDMA MODE (FCC): 484 Tones, RU Index 65

Test Engineer:	12485 GA
Test Date:	08/05/2020

Antenna Gain and Limit

Channel	Frequency (MHz)	Directional Gain For Power (dBi)	Directional Gain For PSD (dBi)	Power Limit (dBm)	PSD Limit (dBm/500KHz)
Low	5755	-1.12	1.88	30.00	30.00
High	5795	-1.12	1.88	30.00	30.00

Duty Cycle CF (dB)	0.00	**Included in Calculations of Corr'd PSD**

Output Power Results

Channel	Frequency (MHz)	Antenna 6 Meas Power (dBm)	Antenna 5 Meas Power (dBm)	Total Corr'd Power (dBm)	Power Limit (dBm)	Power Margin (dB)
Low	5755	17.68	20.68	22.44	30.00	-7.56
High	5795	17.72	20.71	22.48	30.00	-7.52

PSD Results

Channel	Frequency (MHz)	Antenna 6 Meas PSD (dBm/500KHz)	Antenna 5 Meas PSD (dBm/500KHz)	Total Corr'd PSD (dBm/500KHz)	PSD Limit (dBm/500KHz)	PSD Margin (dB)
Low	5755	5.698	5.385	8.555	30.00	-21.445
High	5795	5.200	5.304	8.263	30.00	-21.737

NOTE: Antenna 6 PSD tested at higher power

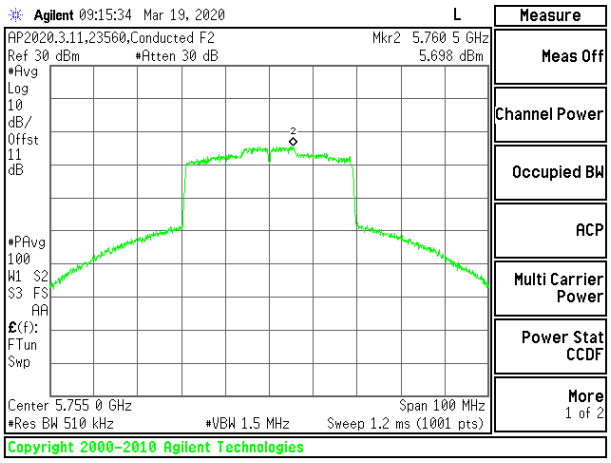

LOW CHANNEL [ANT 6]

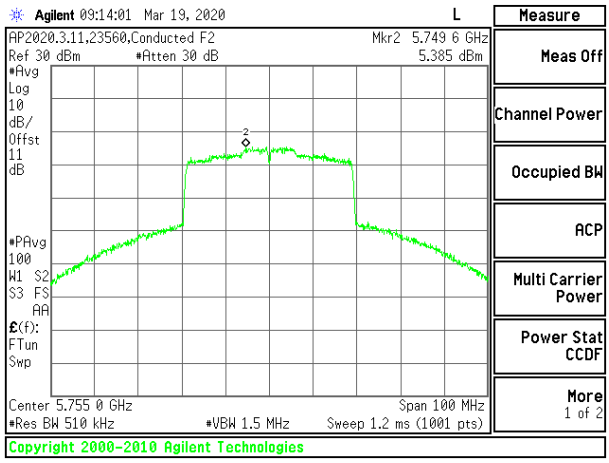

LOW CHANNEL [ANT 5]

UL VERIFICATION SERVICES INC.
47173 Benicia Street, Fremont, CA 94538; USA TEL:(510) 319-4000 FAX:(510) 661-0888

This report shall not be reproduced except in full, without the written approval of UL Verification Services Inc.

9.4.24. 802.11ax HE80 MODE IN THE 5.8 GHz BAND

1TX ANT 6 MODE (FCC): 26 Tones, RU Index 0

Test Engineer:	23560
Test Date:	08/05/2020

Antenna Gain and Limit

Channel	Frequency (MHz)	Directional Gain (dBi)	Power Limit (dBm)	PSD Limit (dBm/500KHz)
Mid	5775	-0.60	30.00	30.00

Duty Cycle CF (dB)	0.00	**Included in Calculations of Corr'd PSD**

Output Power Results

Channel	Frequency (MHz)	Antenna 6 Meas Power (dBm)	Total Corr'd Power (dBm)	Power Limit (dBm)	Power Margin (dB)
Mid	5775	17.74	17.74	30.00	-12.26

PSD Results

Channel	Frequency (MHz)	Antenna 6 Meas PSD (dBm/500KHz)	Total Corr'd PSD (dBm/500KHz)	PSD Limit (dBm/500KHz)	PSD Margin (dB)
Mid	5775	16.029	16.029	30.00	-13.971

NOTE: PSD tested at higher power

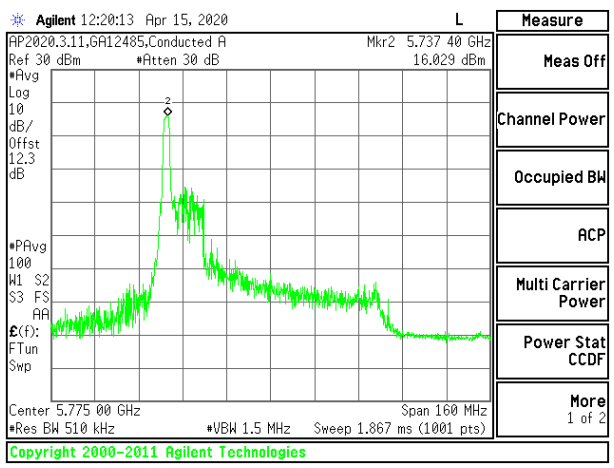

MID CHANNEL

UL VERIFICATION SERVICES INC.
47173 Benicia Street, Fremont, CA 94538; USA TEL:(510) 319-4000 FAX:(510) 661-0888

This report shall not be reproduced except in full, without the written approval of UL Verification Services Inc.

1TX ANT 6 MODE (FCC): 26 Tones, RU Index 18

Test Engineer:	23560
Test Date:	08/05/2020

Antenna Gain and Limit

Channel	Frequency (MHz)	Directional Gain (dBi)	Power Limit (dBm)	PSD Limit (dBm/500KHz)
Mid	5775	-0.60	30.00	30.00

Duty Cycle CF (dB)	0.00	**Included in Calculations of Corr'd PSD**

Output Power Results

Channel	Frequency (MHz)	Antenna 6 Meas Power (dBm)	Total Corr'd Power (dBm)	Power Limit (dBm)	Power Margin (dB)
Mid	5775	17.76	17.76	30.00	-12.24

PSD Results

Channel	Frequency (MHz)	Antenna 6 Meas PSD (dBm/500KHz)	Total Corr'd PSD (dBm/500KHz)	PSD Limit (dBm/500KHz)	PSD Margin (dB)
Mid	5775	15.451	15.451	30.00	-14.549

NOTE: PSD tested at higher power

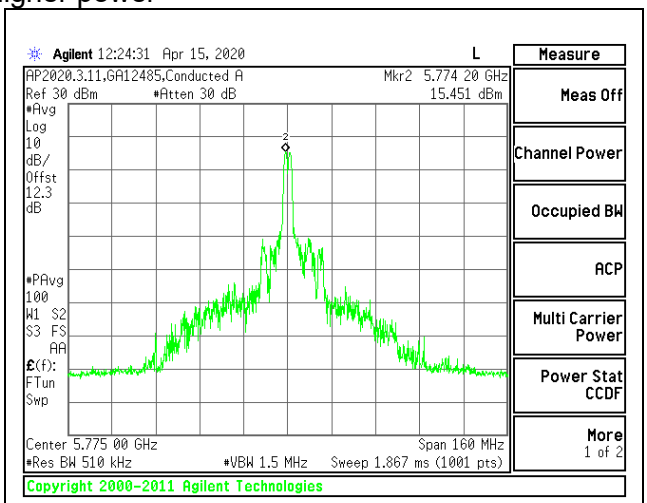

MID CHANNEL

UL VERIFICATION SERVICES INC.
47173 Benicia Street, Fremont, CA 94538; USA TEL:(510) 319-4000 FAX:(510) 661-0888

This report shall not be reproduced except in full, without the written approval of UL Verification Services Inc.

1TX ANT 6 MODE (FCC): 26 Tones, RU Index 36

Test Engineer:	23560
Test Date:	08/05/2020

Antenna Gain and Limit

Channel	Frequency (MHz)	Directional Gain (dBi)	Power Limit (dBm)	PSD Limit (dBm/500KHz)
Mid	5775	-0.60	30.00	30.00

Duty Cycle CF (dB)	0.00	**Included in Calculations of Corr'd PSD**

Output Power Results

Channel	Frequency (MHz)	Antenna 6 Meas Power (dBm)	Total Corr'd Power (dBm)	Power Limit (dBm)	Power Margin (dB)
Mid	5775	17.72	17.72	30.00	-12.28

PSD Results

Channel	Frequency (MHz)	Antenna 6 Meas PSD (dBm/500KHz)	Total Corr'd PSD (dBm/500KHz)	PSD Limit (dBm/500KHz)	PSD Margin (dB)
Mid	5775	16.068	16.068	30.00	-13.932

NOTE: PSD tested at higher power

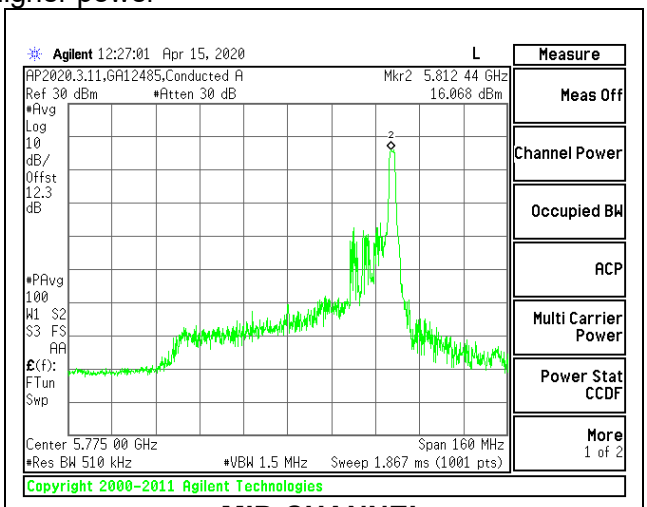

MID CHANNEL

UL VERIFICATION SERVICES INC.
47173 Benicia Street, Fremont, CA 94538; USA TEL:(510) 319-4000 FAX:(510) 661-0888

This report shall not be reproduced except in full, without the written approval of UL Verification Services Inc.

1TX ANT 6 MODE (FCC): 996 Tones, RU Index 67

Test Engineer:	23560
Test Date:	08/05/2020

Antenna Gain and Limit

Channel	Frequency (MHz)	Directional Gain (dBi)	Power Limit (dBm)	PSD Limit (dBm/500KHz)
Mid	5775	-0.60	30.00	30.00

Duty Cycle CF (dB)	0.00	**Included in Calculations of Corr'd PSD**

Output Power Results

Channel	Frequency (MHz)	Antenna 6 Meas Power (dBm)	Total Corr'd Power (dBm)	Power Limit (dBm)	Power Margin (dB)
Mid	5775	17.75	17.75	30.00	-12.25

PSD Results

Channel	Frequency (MHz)	Antenna 6 Meas PSD (dBm/500KHz)	Total Corr'd PSD (dBm/500KHz)	PSD Limit (dBm/500KHz)	PSD Margin (dB)
Mid	5775	2.439	2.439	30.00	-27.561

NOTE: PSD tested at higher power

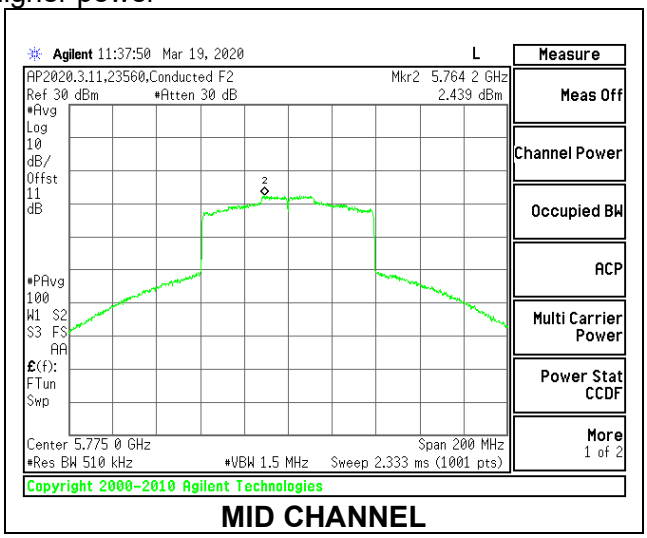

MID CHANNEL

UL VERIFICATION SERVICES INC.
47173 Benicia Street, Fremont, CA 94538; USA TEL:(510) 319-4000 FAX:(510) 661-0888

This report shall not be reproduced except in full, without the written approval of UL Verification Services Inc.

1TX ANT 5 MODE (FCC): 26 Tones, RU Index 0

Test Engineer:	23560
Test Date:	08/05/2020

Antenna Gain and Limit

Channel	Frequency (MHz)	Directional Gain (dBi)	Power Limit (dBm)	PSD Limit (dBm/500KHz)
Mid	5775	-1.70	30.00	30.00

Duty Cycle CF (dB)	0.00	**Included in Calculations of Corr'd PSD**

Output Power Results

Channel	Frequency (MHz)	Antenna 5 Meas Power (dBm)	Total Corr'd Power (dBm)	Power Limit (dBm)	Power Margin (dB)
Mid	5775	21.23	21.23	30.00	-8.77

PSD Results

Channel	Frequency (MHz)	Antenna 5 Meas PSD (dBm/500KHz)	Total Corr'd PSD (dBm/500KHz)	PSD Limit (dBm/500KHz)	PSD Margin (dB)
Mid	5775	15.938	15.938	30.00	-14.062

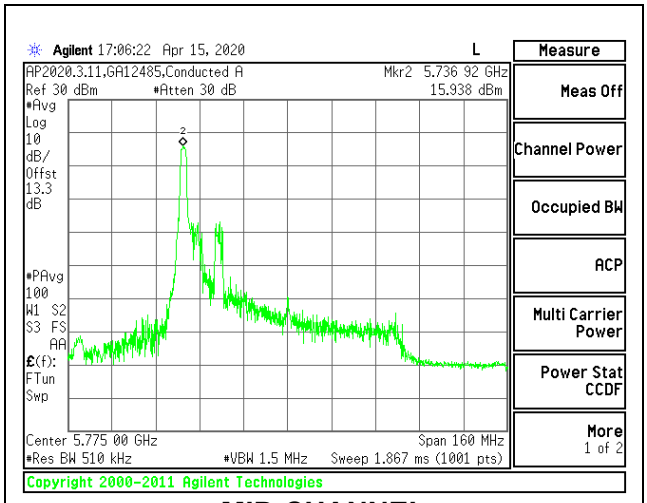

MID CHANNEL

UL VERIFICATION SERVICES INC.
47173 Benicia Street, Fremont, CA 94538; USA TEL:(510) 319-4000 FAX:(510) 661-0888

This report shall not be reproduced except in full, without the written approval of UL Verification Services Inc.

1TX ANT 5 MODE (FCC): 26 Tones, RU Index 18

Test Engineer:	23560
Test Date:	08/05/2020

Antenna Gain and Limit

Channel	Frequency (MHz)	Directional Gain (dBi)	Power Limit (dBm)	PSD Limit (dBm/500KHz)
Mid	5775	-1.70	30.00	30.00

Duty Cycle CF (dB)	0.00	**Included in Calculations of Corr'd PSD**

Output Power Results

Channel	Frequency (MHz)	Antenna 5 Meas Power (dBm)	Total Corr'd Power (dBm)	Power Limit (dBm)	Power Margin (dB)
Mid	5775	21.19	21.19	30.00	-8.81

PSD Results

Channel	Frequency (MHz)	Antenna 5 Meas PSD (dBm/500KHz)	Total Corr'd PSD (dBm/500KHz)	PSD Limit (dBm/500KHz)	PSD Margin (dB)
Mid	5775	15.450	15.450	30.00	-14.550

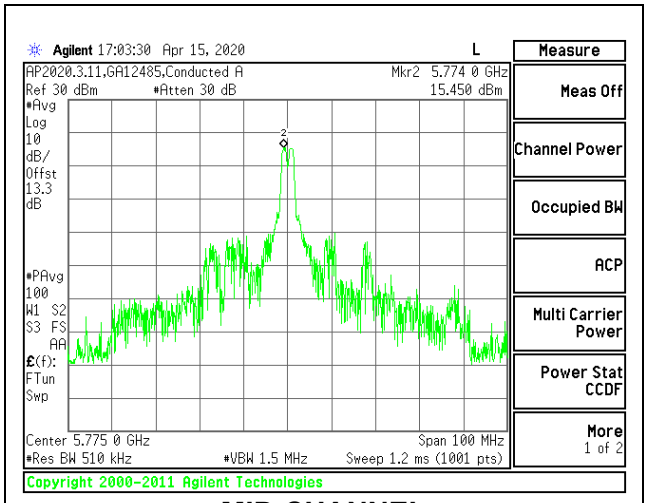

MID CHANNEL

UL VERIFICATION SERVICES INC.
47173 Benicia Street, Fremont, CA 94538; USA TEL:(510) 319-4000 FAX:(510) 661-0888

This report shall not be reproduced except in full, without the written approval of UL Verification Services Inc.

1TX ANT 5 MODE (FCC): 26 Tones, RU Index 36

Test Engineer:	23560
Test Date:	08/05/2020

Antenna Gain and Limit

Channel	Frequency (MHz)	Directional Gain (dBi)	Power Limit (dBm)	PSD Limit (dBm/500KHz)
Mid	5775	-1.70	30.00	30.00

Duty Cycle CF (dB)	0.00	**Included in Calculations of Corr'd PSD**

Output Power Results

Channel	Frequency (MHz)	Antenna 5 Meas Power (dBm)	Total Corr'd Power (dBm)	Power Limit (dBm)	Power Margin (dB)
Mid	5775	21.22	21.22	30.00	-8.78

PSD Results

Channel	Frequency (MHz)	Antenna 5 Meas PSD (dBm/500KHz)	Total Corr'd PSD (dBm/500KHz)	PSD Limit (dBm/500KHz)	PSD Margin (dB)
Mid	5775	16.282	16.282	30.00	-13.718

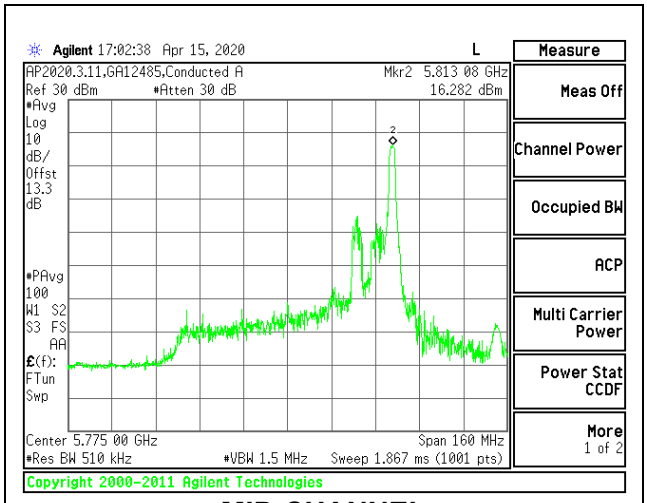

MID CHANNEL

UL VERIFICATION SERVICES INC.
47173 Benicia Street, Fremont, CA 94538; USA TEL:(510) 319-4000 FAX:(510) 661-0888

This report shall not be reproduced except in full, without the written approval of UL Verification Services Inc.

1TX ANT 5 MODE (FCC): 996 Tones, RU Index 67

Test Engineer:	23560
Test Date:	08/05/2020

Antenna Gain and Limit

Channel	Frequency (MHz)	Directional Gain (dBi)	Power Limit (dBm)	PSD Limit (dBm/500KHz)
Mid	5775	-1.70	30.00	30.00

Duty Cycle CF (dB)	0.00	**Included in Calculations of Corr'd PSD**

Output Power Results

Channel	Frequency (MHz)	Antenna 5 Meas Power (dBm)	Total Corr'd Power (dBm)	Power Limit (dBm)	Power Margin (dB)
Mid	5775	20.21	20.21	30.00	-9.79

PSD Results

Channel	Frequency (MHz)	Antenna 5 Meas PSD (dBm/500KHz)	Total Corr'd PSD (dBm/500KHz)	PSD Limit (dBm/500KHz)	PSD Margin (dB)
Mid	5775	2.294	2.294	30.00	-27.706

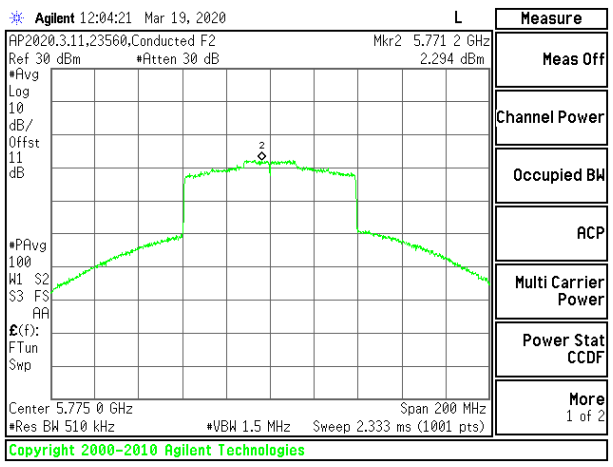

MID CHANNEL

UL VERIFICATION SERVICES INC.
47173 Benicia Street, Fremont, CA 94538; USA TEL:(510) 319-4000 FAX:(510) 661-0888

This report shall not be reproduced except in full, without the written approval of UL Verification Services Inc.

2TX ANT 6 + ANT 5 OFDMA MODE (FCC): 26 Tones, RU Index 0

Test Engineer:	23560
Test Date:	08/05/2020

Antenna Gain and Limit

Channel	Frequency (MHz)	Directional Gain For Power (dBi)	Directional Gain For PSD (dBi)	Power Limit (dBm)	PSD Limit (dBm/500KHz)
Mid	5775	-1.12	1.88	30.00	30.00

Duty Cycle CF (dB)	0.00	**Included in Calculations of Corr'd PSD**

Output Power Results

Channel	Frequency (MHz)	Antenna 6 Meas Power (dBm)	Antenna 5 Meas Power (dBm)	Total Corr'd Power (dBm)	Power Limit (dBm)	Power Margin (dB)
Mid	5775	17.65	19.66	21.78	30.00	-8.22

PSD Results

Channel	Frequency (MHz)	Antenna 6 Meas PSD (dBm/500KHz)	Antenna 5 Meas PSD (dBm/500KHz)	Total Corr'd PSD (dBm/500KHz)	PSD Limit (dBm/500KHz)	PSD Margin (dB)
Mid	5775	14.456	14.493	17.485	30.00	-12.515

NOTE: Antenne 6 PSD tested at higher power

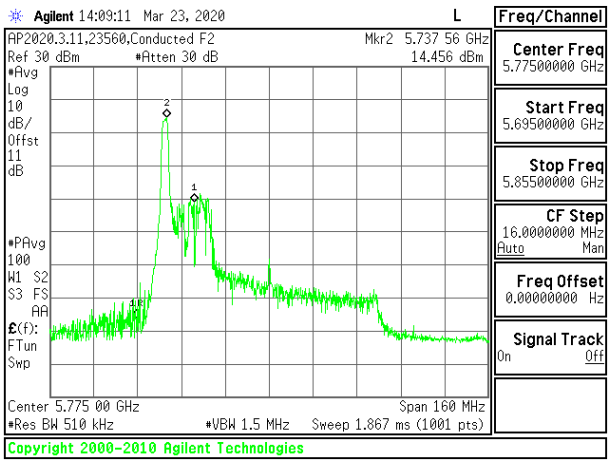

MID CHANNEL [ANT 6]

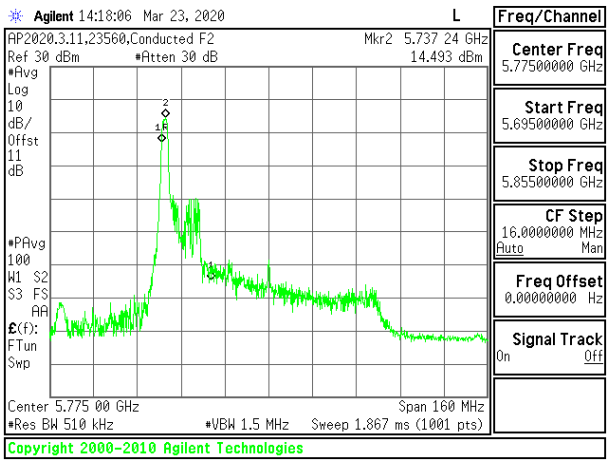

MID CHANNEL [ANT 5]

UL VERIFICATION SERVICES INC.
47173 Benicia Street, Fremont, CA 94538; USA TEL:(510) 319-4000 FAX:(510) 661-0888

This report shall not be reproduced except in full, without the written approval of UL Verification Services Inc.

2TX ANT 6 + ANT 5 OFDMA MODE (FCC): 26 Tones, RU Index 18

Test Engineer:	23560
Test Date:	08/05/2020

Antenna Gain and Limit

Channel	Frequency (MHz)	Directional Gain For Power (dBi)	Directional Gain For PSD (dBi)	Power Limit (dBm)	PSD Limit (dBm/500KHz)
Mid	5775	-1.12	1.88	30.00	30.00

Duty Cycle CF (dB)	0.00	**Included in Calculations of Corr'd PSD**

Output Power Results

Channel	Frequency (MHz)	Antenna 6 Meas Power (dBm)	Antenna 5 Meas Power (dBm)	Total Corr'd Power (dBm)	Power Limit (dBm)	Power Margin (dB)
Mid	5775	17.68	19.64	21.78	30.00	-8.22

PSD Results

Channel	Frequency (MHz)	Antenna 6 Meas PSD (dBm/500KHz)	Antenna 5 Meas PSD (dBm/500KHz)	Total Corr'd PSD (dBm/500KHz)	PSD Limit (dBm/500KHz)	PSD Margin (dB)
Mid	5775	14.596	14.468	17.543	30.00	-12.457

NOTE: Antenne 6 PSD tested at higher power

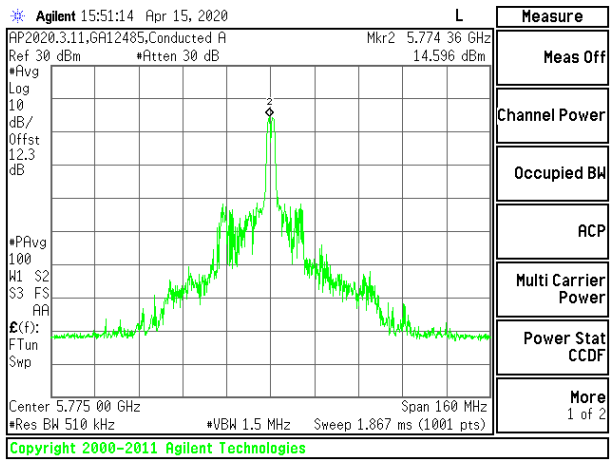

MID CHANNEL [ANT 6]

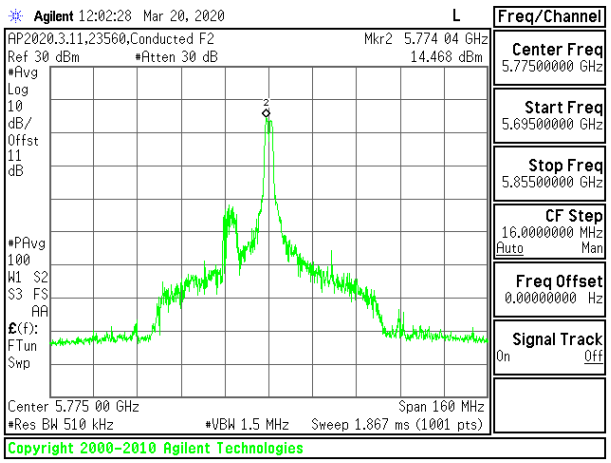

MID CHANNEL [ANT 5]

UL VERIFICATION SERVICES INC.
47173 Benicia Street, Fremont, CA 94538; USA TEL:(510) 319-4000 FAX:(510) 661-0888

This report shall not be reproduced except in full, without the written approval of UL Verification Services Inc.

2TX ANT 6 + ANT 5 OFDMA MODE (FCC): 26 Tones, RU Index 36

Test Engineer:	23560
Test Date:	08/05/2020

Antenna Gain and Limit

Channel	Frequency (MHz)	Directional Gain For Power (dBi)	Directional Gain For PSD (dBi)	Power Limit (dBm)	PSD Limit (dBm/500KHz)
Mid	5775	-1.12	1.88	30.00	30.00

Duty Cycle CF (dB)	0.00	**Included in Calculations of Corr'd PSD**

Output Power Results

Channel	Frequency (MHz)	Antenna 6 Meas Power (dBm)	Antenna 5 Meas Power (dBm)	Total Corr'd Power (dBm)	Power Limit (dBm)	Power Margin (dB)
Mid	5775	17.67	19.65	21.78	30.00	-8.22

PSD Results

Channel	Frequency (MHz)	Antenna 6 Meas PSD (dBm/500KHz)	Antenna 5 Meas PSD (dBm/500KHz)	Total Corr'd PSD (dBm/500KHz)	PSD Limit (dBm/500KHz)	PSD Margin (dB)
Mid	5775	14.906	14.900	17.913	30.00	-12.087

NOTE: Antenne 6 PSD tested at higher power

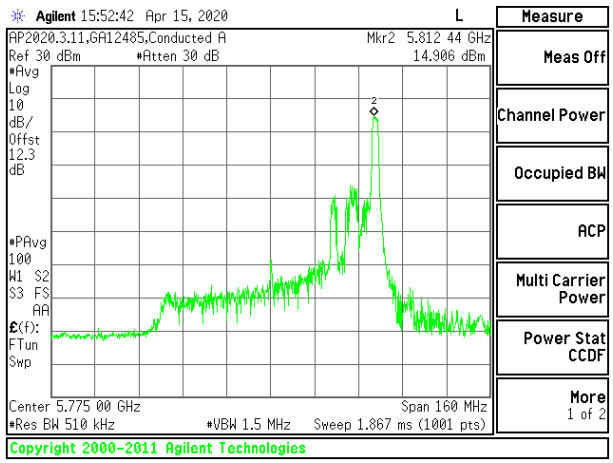

MID CHANNEL [ANT 6]

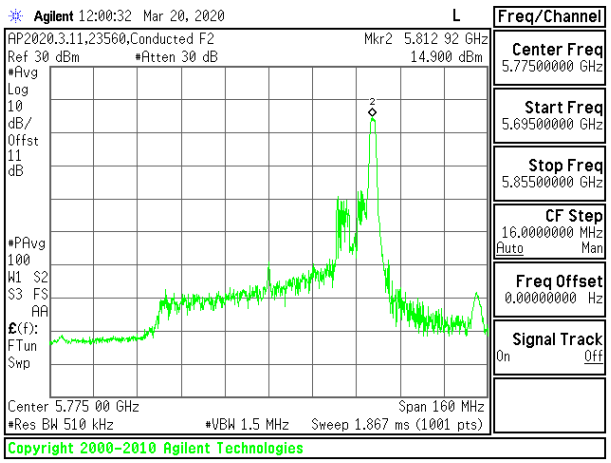

MID CHANNEL [ANT 5]

UL VERIFICATION SERVICES INC.
47173 Benicia Street, Fremont, CA 94538; USA TEL:(510) 319-4000 FAX:(510) 661-0888

This report shall not be reproduced except in full, without the written approval of UL Verification Services Inc.

2TX ANT 6 + ANT 5 OFDMA MODE (FCC): 996 Tones, RU Index 67

Test Engineer:	23560
Test Date:	08/05/2020

Antenna Gain and Limit

Channel	Frequency (MHz)	Directional Gain For Power (dBi)	Directional Gain For PSD (dBi)	Power Limit (dBm)	PSD Limit (dBm/500KHz)
Mid	5775	-1.12	1.88	30.00	30.00

Duty Cycle CF (dB)	0.00	**Included in Calculations of Corr'd PSD**

Output Power Results

Channel	Frequency (MHz)	Antenna 6 Meas Power (dBm)	Antenna 5 Meas Power (dBm)	Total Corr'd Power (dBm)	Power Limit (dBm)	Power Margin (dB)
Mid	5775	17.70	19.74	21.85	30.00	-8.15

PSD Results

Channel	Frequency (MHz)	Antenna 6 Meas PSD (dBm/500KHz)	Antenna 5 Meas PSD (dBm/500KHz)	Total Corr'd PSD (dBm/500KHz)	PSD Limit (dBm/500KHz)	PSD Margin (dB)
Mid	5775	1.074	0.617	3.862	30.00	-26.138

NOTE: Antenne 6 PSD tested at higher power

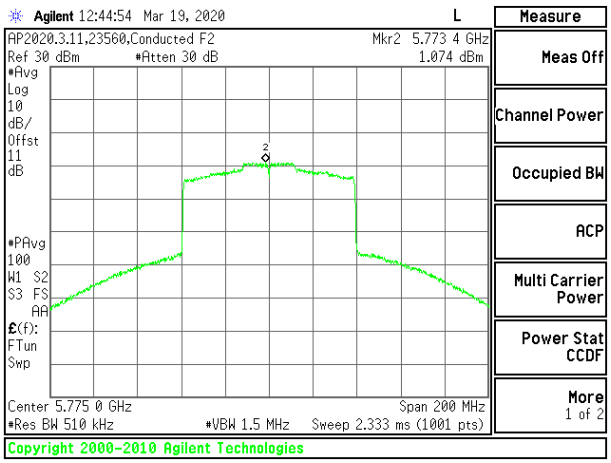

MID CHANNEL [ANT 6]

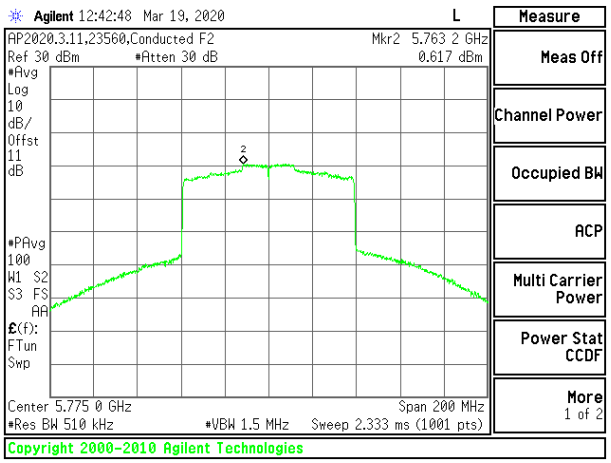

MID CHANNEL [ANT 5]

UL VERIFICATION SERVICES INC.
47173 Benicia Street, Fremont, CA 94538; USA TEL:(510) 319-4000 FAX:(510) 661-0888

This report shall not be reproduced except in full, without the written approval of UL Verification Services Inc.

10. SETUP PHOTOS

Please refer to 13259315-EP1V1 for setup photos

END OF TEST REPORT

UL VERIFICATION SERVICES INC.
47173 Benicia Street, Fremont, CA 94538; USA TEL:(510) 319-4000 FAX:(510) 661-0888

This report shall not be reproduced except in full, without the written approval of UL Verification Services Inc.