TEST REPORT

Report Number: 13259315-E5V3& E6V3

Applicant	:	APPLE INC. 1 APPLE PARK WAY CUPERTINO, CA 95014, U.S.A
Model	:	A2341
FCC ID	:	BCG-E3545A
IC	:	579C-E3545A
EUT Description	:	SMARTPHONE
Test Standard(s)	:	FCC 47 CFR PART 15 SUBPART E ISED RSS-247 ISSUE 2 ISED RSS-GEN ISSUE 5

Date Of Issue:
September 21, 2020

Prepared by:
UL Verification Services Inc.
47173 Benicia Street
Fremont, CA 94538 U.S.A.
TEL: (510) 319-4000
FAX: (510) 661-0888

NVLAP Lab code: 200065-0

REPORT REVISION HISTORY

Rev.	Issue Date	Revisions	Revised By
V1	8/27/2020	Initial Issue	Chin Pang
V2	9/18/2020	Address TCB's Questions	Chin Pang
V3	9/21/2020	Address TCB's Questions	Chin Pang

UL VERIFICATION SERVICES INC.
47173 Benicia Street, Fremont, CA 94538; USA TEL:(510) 319-4000 FAX:(510) 661-0888

This report shall not be reproduced except in full, without the written approval of UL Verification Services Inc.

TABLE OF CONTENTS

REPORT REVISION HISTORY 2

TABLE OF CONTENTS 3

1. ATTESTATION OF TEST RESULTS 5

2. TEST RESULT SUMMARY 6

3. TEST METHODOLOGY 6

4. FACILITIES AND ACCREDITATION 6

5. DECISION RULES AND MEASUREMENT UNCERTAINTY 7

5.1. METROLOGICAL TRACEABILITY 7

5.2. DECISION RULES 7

5.3. MEASUREMENT UNCERTAINTY 7

6. RADIATED TEST RESULTS 8

6.1. TRANSMITTER ABOVE 1 GHz 10

6.1.1. TX ABOVE 1 GHz 802.11n HT20 MODE IN THE 5.2 GHz BAND 10
6.1.2. TX ABOVE 1 GHz 802.11n HT40 MODE IN THE 5.2 GHz BAND 22
6.1.3. TX ABOVE 1 GHz 802.11ac VHT80 MODE IN THE 5.2 GHz BAND 32
6.1.4. TX ABOVE 1 GHz 802.11ax HE20 MODE IN THE 5.2 GHz BAND 40
6.1.5. TX ABOVE 1 GHz 802.11ax HE40 MODE IN THE 5.2 GHz BAND 64
6.1.6. TX ABOVE 1 GHz 802.11ax HE80 MODE IN THE 5.2 GHz BAND 84
6.1.7. TX ABOVE 1 GHz 802.11n HT20 MODE IN THE 5.3 GHz BAND 100
6.1.8. TX ABOVE 1 GHz 802.11n HT40 MODE IN THE 5.3 GHz BAND 112
6.1.9. TX ABOVE 1 GHz 802.11ac VHT80 MODE IN THE 5.3 GHz BAND 122
6.1.10. TX ABOVE 1 GHz 802.11ax HE20 MODE IN THE 5.3 GHz BAND 130
6.1.11. TX ABOVE 1 GHz 802.11ax HE40 MODE IN THE 5.3 GHz BAND 154
6.1.12. TX ABOVE 1 GHz 802.11ax HE80 MODE IN THE 5.3 GHz BAND 174
6.1.13. TX ABOVE 1 GHz 802.11n HT20 MODE IN THE 5.6 GHz BAND 190
6.1.14. TX ABOVE 1 GHz 802.11n HT40 MODE IN THE 5.6 GHz BAND 210
6.1.15. TX ABOVE 1 GHz 802.11ac VHT80 MODE IN THE 5.6 GHz BAND 230
6.1.16. TX ABOVE 1 GHz 802.11ax HE20 MODE IN THE 5.6 GHz BAND 242
6.1.17. TX ABOVE 1 GHz 802.11ax HE40 MODE IN THE 5.6 GHz BAND 282
6.1.18. TX ABOVE 1 GHz 802.11ax HE80 MODE IN THE 5.6 GHz BAND 322
6.1.19. TX ABOVE 1 GHz 802.11n HT20 MODE IN THE 5.8 GHz BAND 346
6.1.20. TX ABOVE 1 GHz 802.11n HT40 MODE IN THE 5.8 GHz BAND 364
6.1.21. TX ABOVE 1 GHz 802.11ac VHT80 MODE IN THE 5.8 GHz BAND 380
6.1.22. TX ABOVE 1 GHz 802.11ax HE20 MODE IN THE 5.8 GHz BAND 394
6.1.23. TX ABOVE 1 GHz 802.11ax HE40 MODE IN THE 5.8 GHz BAND 430
6.1.24. TX ABOVE 1 GHz 802.11ax HE80 MODE IN THE 5.8 GHz BAND 463

6.2. WORST CASE BELOW 1 GHZ 491

6.3. WORST CASE 18-26 GHZ 493

6.4. WORST CASE 26-40 GHZ 495

UL VERIFICATION SERVICES INC.
47173 Benicia Street, Fremont, CA 94538; USA TEL:(510) 319-4000 FAX:(510) 661-0888

This report shall not be reproduced except in full, without the written approval of UL Verification Services Inc.

7. AC POWER LINE CONDUCTED EMISSIONS 497

7.1. AC Power Line With Laptop 498

7.2. AC Power Line With AC/DC Adapter 500

8. SETUP PHOTOS 502

UL VERIFICATION SERVICES INC.
47173 Benicia Street, Fremont, CA 94538; USA TEL:(510) 319-4000 FAX:(510) 661-0888

This report shall not be reproduced except in full, without the written approval of UL Verification Services Inc.

1. ATTESTATION OF TEST RESULTS

COMPANY NAME: APPLE INC.
1 APPLE PARK WAY
CUPERTINO, CA 95014, U.S.A

EUT DESCRIPTION: SMARTPHONE

MODEL: A2341

SERIAL NUMBER: G6TCP01UQ5R9, G6TCM020Q5T6

DATE TESTED: MARCH 13, 2020 – AUGUST 25, 2020

APPLICABLE STANDARDS	
STANDARD	**TEST RESULTS**
CFR 47 Part 15 Subpart E	Complies
ISED RSS-247 Issue 2	Complies
ISED RSS-GEN Issue 5	Complies

UL Verification Services Inc. tested the above equipment in accordance with the requirements set forth in the above standards. The test results show that the equipment tested is capable of demonstrating compliance with the requirements as documented in this report.

The results documented in this report apply only to the tested sample, under the conditions and modes of operation as described herein. It is the manufacturer's responsibility to assure that additional production units of this model are manufactured with identical electrical and mechanical components. All samples tested were in good operating condition throughout the entire test program. Measurement Uncertainties are published for informational purposes only and were not taken into account unless noted otherwise.

This document may not be altered or revised in any way unless done so by UL Verification Services Inc. and all revisions are duly noted in the revisions section. Any alteration of this document not carried out by UL Verification Services Inc. will constitute fraud and shall nullify the document. This report must not be used by the client to claim product certification, approval, or endorsement by NVLAP, NIST, any agency of the Federal Government, or any agency of the U.S. government.

Approved & Released For
UL Verification Services Inc. By:

Chin Pang
Senior Engineer
Consumer Technology Division
UL Verification Services Inc.

Prepared By:

Francisco Guarnero
Test Engineer
Consumer Technology Division
UL Verification Services Inc.

UL VERIFICATION SERVICES INC.
47173 Benicia Street, Fremont, CA 94538; USA TEL:(510) 319-4000 FAX:(510) 661-0888

This report shall not be reproduced except in full, without the written approval of UL Verification Services Inc.

2. TEST RESULT SUMMARY

FCC Clause	ISED Clause	Requirement	Result	Comment
See Comment		Duty Cycle	Reporting purposes only	Per ANSI C63.10, Section 12.2.
See Comment	RSS-GEN 6.7	26dB BW/99% OBW	Reporting purposes only	Per ANSI C63.10 Sections 6.9.2 and 6.9.3
15.407 (e)	RSS-247 6.2.4.1	6 dB BW	Complies	None.
15.407 (a) (1-4), (h) (1)	RSS-247 6.2	Output Power	Complies	None.
15.407 (a) (1-3, 5)	RSS-247 6.2	PSD	Complies	None.
15.209, 15.205, 15.407 (b)	RSS-GEN 8.9, 8.10, RSS-247 6.2	Radiated Emissions	Complies	None.
15.207	RSS-Gen 8.8	AC Mains Conducted Emissions	Complies	None.

3. TEST METHODOLOGY

The tests documented in this report were performed in accordance with FCC CFR 47 Part 2, FCC CFR 47 Part 15, FCC 14-30, FCC KDB 662911 D01 v02r01, FCC KDB 905462 D02 v02/D03 v01r02/D06 v02, FCC KDB 789033 D02 v02r01, ANSI C63.10-2013, FCC 06-96, RSS-GEN Issue 5, and RSS-247 Issue 2.

4. FACILITIES AND ACCREDITATION

The test sites and measurement facilities used to collect data are located at 47173 and 47266 Benicia Street, and 47658 Kato Road, Fremont, California, USA. Line conducted emissions are measured only at the 47173 address. The following table identifies which facilities were utilized for radiated emission measurements documented in this report. Specific facilities are also identified in the test results sections.

47173 Benicia Street	47266 Benicia Street	47658 Kato Rd.
☒ Chamber A (IC:2324B-1)	☐ Chamber D (IC:22541-1)	☒ Chamber I (IC: 2324A-5)
☒ Chamber B (IC:2324B-2)	☒ Chamber E (IC:22541-2)	☒ Chamber J (IC: 2324A-6)
☐ Chamber C (IC:2324B-3)	☐ Chamber F (IC:22541-3)	☐ Chamber K (IC: 2324A-1)
	☐ Chamber G (IC:22541-4)	☒ Chamber L (IC: 2324A-3)
	☒ Chamber H (IC:22541-5)	☐ Chamber M (IC: 2324A-2)

The above test sites and facilities are covered under FCC Test Firm Registration # 208313. Chambers above are covered under Industry Canada company address and respective code.

UL Verification Services Inc. is accredited by NVLAP, Laboratory Code 200065-0

This report shall not be reproduced except in full, without the written approval of UL Verification Services Inc.

5. DECISION RULES AND MEASUREMENT UNCERTAINTY

5.1. METROLOGICAL TRACEABILITY

All test and measuring equipment utilized to perform the tests documented in this report are calibrated on a regular basis, with a maximum time between calibrations of one year or the manufacturers' recommendation, whichever is less, and where applicable is traceable to recognized national standards.

5.2. DECISION RULES

The Decision Rule is based on Simple Acceptance in accordance with ISO Guide 98-4:2012 Clause 8.2. (Measurement uncertainty is not taken into account when stating conformity with a specified requirement.)

5.3. MEASUREMENT UNCERTAINTY

Where relevant, the following measurement uncertainty levels have been estimated for tests performed on the apparatus:

PARAMETER	U_{Lab}
Worst Case Conducted Disturbance, 9KHz to 0.15 MHz	3.39 dB
Worst Case Conducted Disturbance, 0.15 to 30 MHz	3.07 dB
Worst Case Radiated Disturbance, 9KHz to 30 MHz	2.52 dB
Worst Case Radiated Disturbance, 30 to 1000 MHz	4.88 dB
Worst Case Radiated Disturbance, 1000 to 18000 MHz	4.24 dB
Worst Case Radiated Disturbance, 18000 to 26000 MHz	4.37 dB
Worst Case Radiated Disturbance, 26000 to 40000 MHz	5.17 dB

Uncertainty figures are valid to a confidence level of 95%.

UL VERIFICATION SERVICES INC.
47173 Benicia Street, Fremont, CA 94538; USA TEL:(510) 319-4000 FAX:(510) 661-0888

This report shall not be reproduced except in full, without the written approval of UL Verification Services Inc.

6. RADIATED TEST RESULTS

LIMITS

FCC §15.205 and §15.209 -Restriced bands

FCC §15.407(b)(1-3) -Un-Restriced bands

After January 01, 2019 for Outside of the Restricted Bands Emissions

RSS 247 Issue 2 Sections
6.2.1.2 (for 5150-5250 MHz band)
6.2.2.2 (for 5250-5350 MHz band)
6.2.3.2 (for 5470-5600 MHz and 5650-5725 MHz bands)
6.2.4.2 (for 5725-5850 MHz band)

NCC LP0002 §2.7 and §2.8

Frequency Range (MHz)	Field Strength Limit (uV/m) at 3 m	Field Strength Limit (dBuV/m) at 3 m
30 - 88	100	40
88 - 216	150	43.5
216 - 960	200	46
Above 960	500	54

TEST PROCEDURE

The EUT is placed on a non-conducting table 80 cm above the ground plane for measurement below 1GHz; 1.5 m above the ground plane for measurement above 1GHz. The antenna to EUT distance is 3 meters. The EUT is configured in accordance with ANSI C63.10. The EUT is set to transmit in a continuous mode.

For measurements below 1 GHz the resolution bandwidth is set to 100 kHz for peak detection measurements or 120 kHz for quasi-peak detection measurements. Peak detection is used unless otherwise noted as quasi-peak.

For pre-scans above 1 GHz the resolution bandwidth is set to 1 MHz; the video bandwidth is set to 30 KHz for peak measurements.

For final measurements above 1 GHz the resolution bandwidth is set to 1 MHz; the video bandwidth is set to 3 MHz for peak measurements and as applicable for average measurements.

The spectrum from 30 MHz to 1GHz and 18GHz to 40 GHz is investigated with the transmitter set to transmit at the channel with highest output power as worst-case scenario. 1GHz to 18GHz was set to the lowest, middle, and highest channels in the 5 GHz bands.

The frequency range of interest is monitored at a fixed antenna height and EUT azimuth. The EUT is rotated through 360 degrees to maximize emissions received. The antenna is scanned

UL VERIFICATION SERVICES INC.
47173 Benicia Street, Fremont, CA 94538; USA TEL:(510) 319-4000 FAX:(510) 661-0888

This report shall not be reproduced except in full, without the written approval of UL Verification Services Inc.

from 1 to 4 meters above the ground plane to further maximize the emission. Measurements are made with the antenna polarized in both the vertical and the horizontal positions.

For below 30MHz testing, investigation was done on three antenna orientations (parallel, perpendicular, and ground-parallel), parallel and perpendicular are the worst orientations, therefore testing was performed on these two orientations only.

KDB 414788 Open Field Site(OFS) and Chamber Correlation Justification

Base on FCC 15.31 (f) (2): measurements may be performed at a distance closer than that specified in the regulations; however, an attempt should be made to avoid making measurements in the near field.

OFS and chamber correlation testing had been performed and chamber measured test result is the worst case test result.

UL VERIFICATION SERVICES INC.
47173 Benicia Street, Fremont, CA 94538; USA TEL:(510) 319-4000 FAX:(510) 661-0888

This report shall not be reproduced except in full, without the written approval of UL Verification Services Inc.

6.1. TRANSMITTER ABOVE 1 GHz

6.1.1. TX ABOVE 1 GHz 802.11n HT20 MODE IN THE 5.2 GHz BAND

1TX ANTENNA 6

BANDEDGE (LOW CHANNEL)

HORIZONTAL RESULT

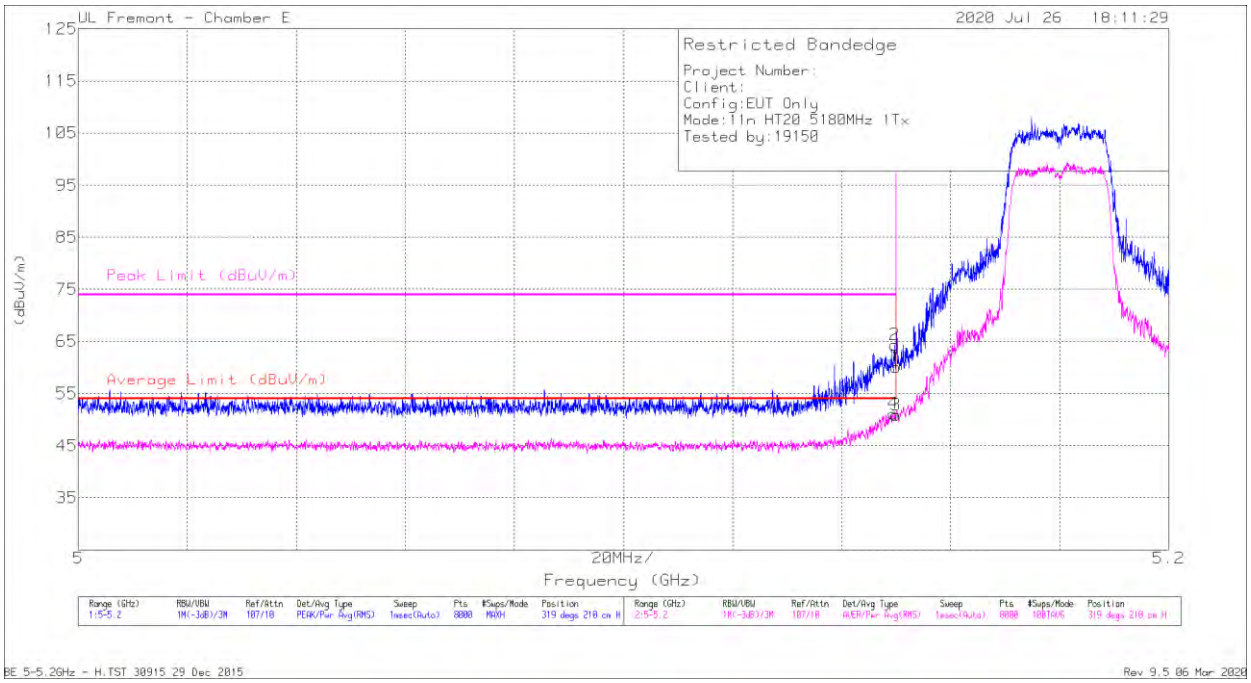

Marker	Frequency (GHz)	Meter Reading (dBuV)	Det	AF T712 (dB/m)	Amp/Cbl/Fltr/Pad (dB)	DC Corr (dB)	Corrected Reading (dBuV/m)	Average Limit (dBuV/m)	Margin (dB)	Peak Limit (dBuV/m)	PK Margin (dB)	Azimuth (Degs)	Height (cm)	Polarity
1	* 5.14999	48.09	Pk	34.3	-22.3	0	60.09	-	-	74	-13.91	319	210	H
2	* 5.14974	52.34	Pk	34.3	-22.3	0	64.34	-	-	74	-9.66	319	210	H
3	* 5.14999	38.32	RMS	34.3	-22.3	.35	51.11	54	-2.89	-	-	319	210	H
4	* 5.14952	38.59	RMS	34.3	-22.3	.35	51.16	54	-2.62	-	-	319	210	H

* - indicates frequency in CFR47 Pt 15 / IC RSS-Restricted Band
Pk - Peak detector
RMS - RMS detection

UL VERIFICATION SERVICES INC.
47173 Benicia Street, Fremont, CA 94538; USA TEL:(510) 319-4000 FAX:(510) 661-0888
This report shall not be reproduced except in full, without the written approval of UL Verification Services Inc.

VERTICAL RESULT

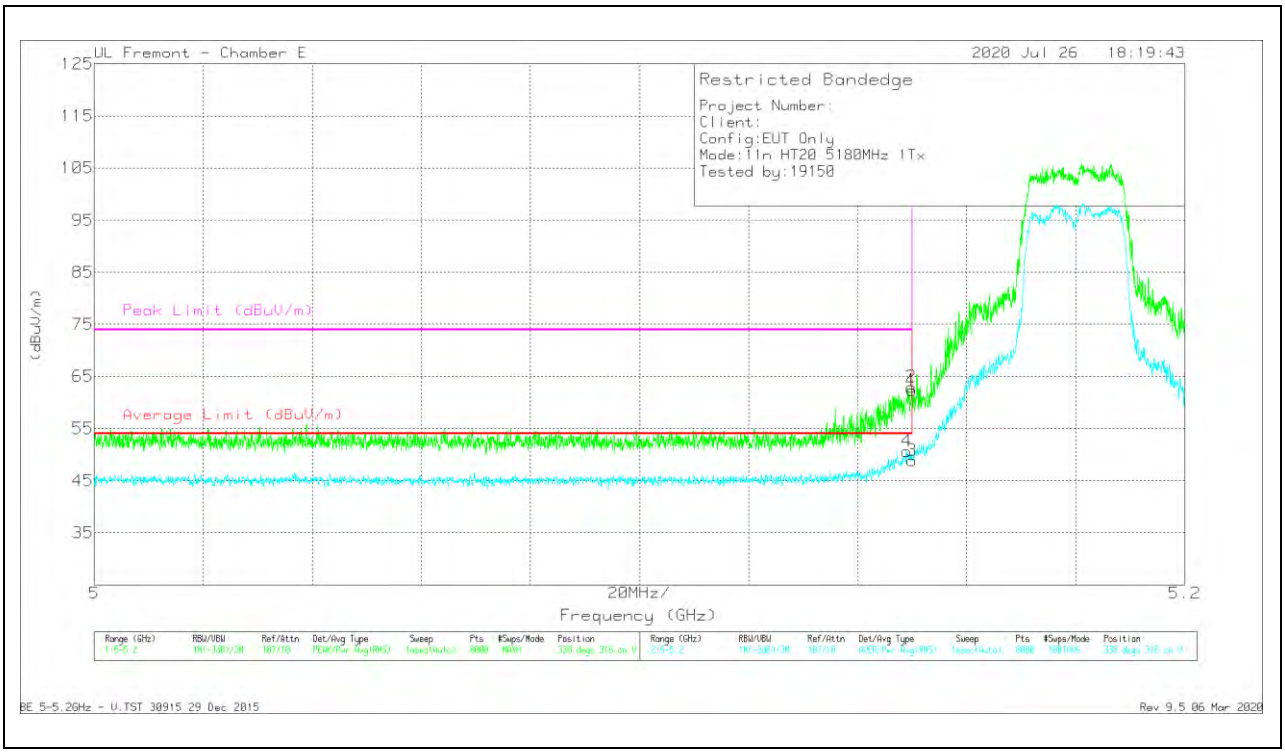

Marker	Frequency (GHz)	Meter Reading (dBuV)	Det	AF T712 (dB/m)	Amp/Cbl /Fltr/Pad (dB)	DC Corr (dB)	Corrected Reading (dBuV/m)	Average Limit (dBuV/m)	Margin (dB)	Peak Limit (dBuV/m)	PK Margin (dB)	Azimuth (Degs)	Height (cm)	Polarity
1	* 5.14999	50.36	Pk	34.3	-22.3	0	62.36	-	-	74	-11.64	338	316	V
2	* 5.14987	50.99	Pk	34.3	-22.3	0	62.99	-	-	74	-11.01	338	316	V
3	* 5.14999	36.29	RMS	34.3	-22.3	.35	49.08	54	-4.92	-	-	338	316	V
4	* 5.14897	38.02	RMS	34.3	-22.3	.35	50.81	54	-3.19	-	-	338	316	V

* - indicates frequency in CFR47 Pt 15 / IC RSS-Restricted Band
Pk - Peak detector
RMS - RMS detection

UL VERIFICATION SERVICES INC.
47173 Benicia Street, Fremont, CA 94538; USA TEL:(510) 319-4000 FAX:(510) 661-0888

This report shall not be reproduced except in full, without the written approval of UL Verification Services Inc.

1TX ANTENNA 5

BANDEDGE (LOW CHANNEL)

HORIZONTAL RESULT

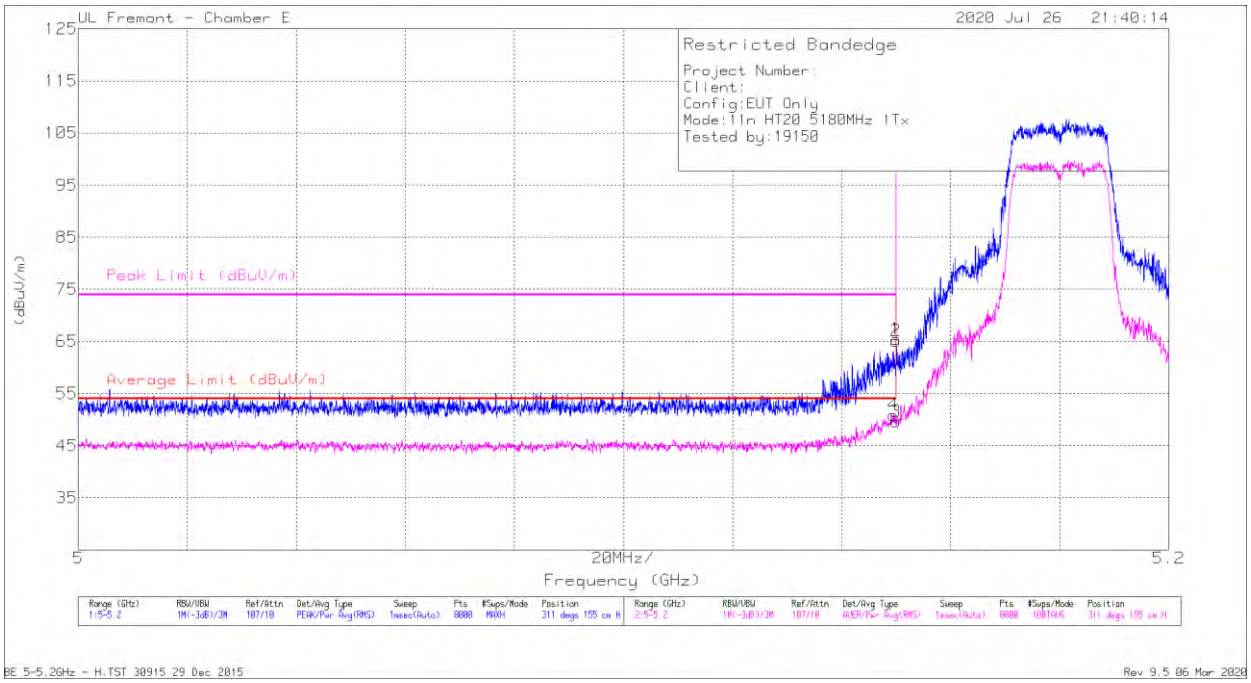

Marker	Frequency (GHz)	Meter Reading (dBuV)	Det	AF T712 (dB/m)	Amp/Cbl /Fltr/Pad (dB)	DC Corr (dB)	Corrected Reading (dBuV/m)	Average Limit (dBuV/m)	Margin (dB)	Peak Limit (dBuV/m)	PK Margin (dB)	Azimuth (Degs)	Height (cm)	Polarity
1	* 5.14999	53.43	Pk	34.3	-22.3	0	65.43	-	-	74	-8.57	311	155	H
2	* 5.14997	53.14	Pk	34.3	-22.3	0	65.14	-	-	74	-8.86	311	155	H
3	* 5.14999	37.06	RMS	34.3	-22.3	.35	49.85	54	-4.15	-	-	311	155	H
4	* 5.14947	38.35	RMS	34.3	-22.3	.35	51.14	54	-2.86	-	-	311	155	H

* - indicates frequency in CFR47 Pt 15 / IC RSS-Restricted Band
Pk - Peak detector
RMS - RMS detection

UL VERIFICATION SERVICES INC.
47173 Benicia Street, Fremont, CA 94538; USA TEL:(510) 319-4000 FAX:(510) 661-0888

This report shall not be reproduced except in full, without the written approval of UL Verification Services Inc.

VERTICAL RESULT

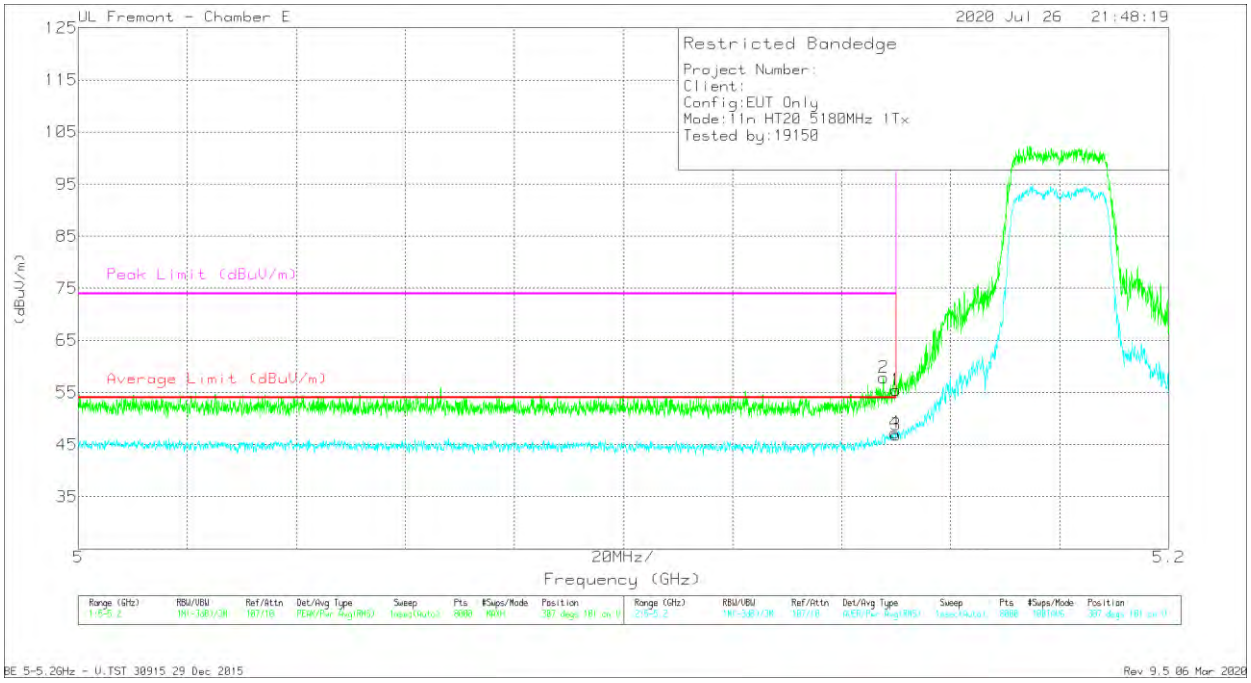

Marker	Frequency (GHz)	Meter Reading (dBuV)	Det	AF T712 (dB/m)	Amp/Cbl /Fltr/Pad (dB)	DC Corr (dB)	Corrected Reading (dBuV/m)	Average Limit (dBuV/m)	Margin (dB)	Peak Limit (dBuV/m)	PK Margin (dB)	Azimuth (Degs)	Height (cm)	Polarity
1	* 5.14999	43.54	Pk	34.3	-22.3	0	55.54	-	-	74	-18.46	307	101	V
2	* 5.14767	45.89	Pk	34.3	-22.3	0	57.89	-	-	74	-16.11	307	101	V
3	* 5.14999	34.28	RMS	34.3	-22.3	.35	47.07	54	-6.93	-	-	307	101	V
4	* 5.14974	34.65	RMS	34.3	-22.3	.35	47.44	54	-6.56	-	-	307	101	V

* - indicates frequency in CFR47 Pt 15 / IC RSS-Restricted Band
Pk - Peak detector
RMS - RMS detection

UL VERIFICATION SERVICES INC.
47173 Benicia Street, Fremont, CA 94538; USA TEL:(510) 319-4000 FAX:(510) 661-0888

This report shall not be reproduced except in full, without the written approval of UL Verification Services Inc.

2TX ANTENNA 6 + ANTENNA 5 CDD MODE

BANDEDGE (LOW CHANNEL)

HORIZONTAL RESULT

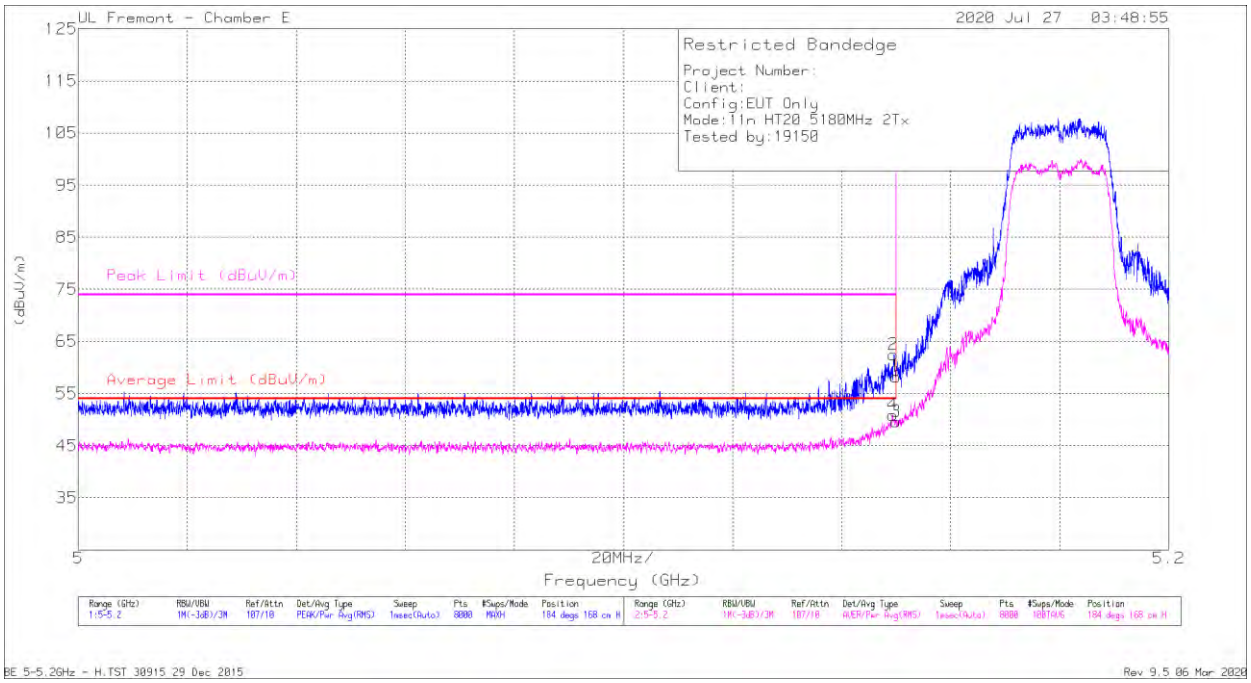

Marker	Frequency (GHz)	Meter Reading (dBuV)	Det	AF T712 (dB/m)	Amp/Cbl /Fltr/Pad (dB)	DC Corr (dB)	Corrected Reading (dBuV/m)	Average Limit (dBuV/m)	Margin (dB)	Peak Limit (dBuV/m)	PK Margin (dB)	Azimuth (Degs)	Height (cm)	Polarity
1	* 5.14999	46.24	Pk	34.3	-22.3	0	58.24	-	-	74	-15.76	184	168	H
2	* 5.14949	50.49	Pk	34.3	-22.3	0	62.49	-	-	74	-11.51	184	168	H
3	* 5.14999	36.95	RMS	34.3	-22.3	.58	49.64	54	-4.36	-	-	184	168	H
4	* 5.14932	38.22	RMS	34.3	-22.3	.58	50.90	54	-3.10	-	-	184	168	H

* - indicates frequency in CFR47 Pt 15 / IC RSS-Restricted Band
Pk - Peak detector
RMS - RMS detection

UL VERIFICATION SERVICES INC.
47173 Benicia Street, Fremont, CA 94538; USA TEL:(510) 319-4000 FAX:(510) 661-0888

This report shall not be reproduced except in full, without the written approval of UL Verification Services Inc.

VERTICAL RESULT

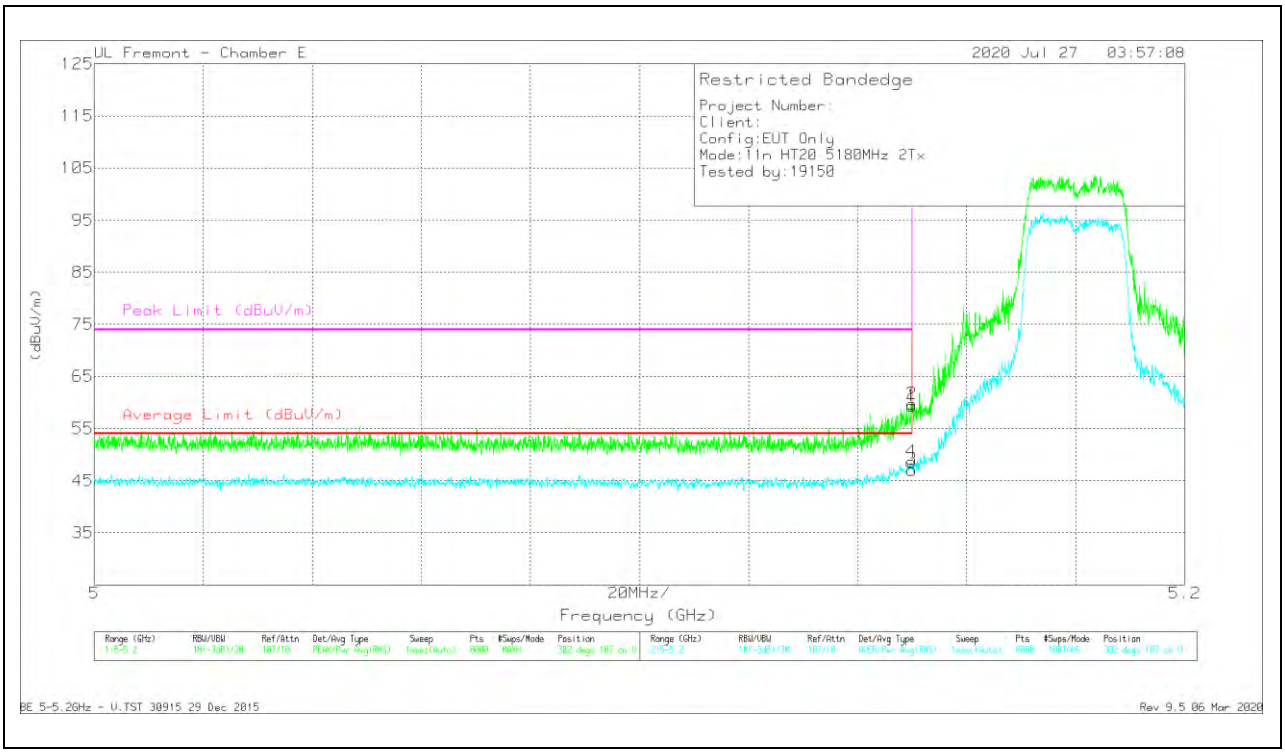

Marker	Frequency (GHz)	Meter Reading (dBuV)	Det	AF T712 (dB/m)	Amp/Cbl /Fltr/Pad (dB)	DC Corr (dB)	Corrected Reading (dBuV/m)	Average Limit (dBuV/m)	Margin (dB)	Peak Limit (dBuV/m)	PK Margin (dB)	Azimuth (Degs)	Height (cm)	Polarity
1	* 5.14999	47.33	Pk	34.3	-22.3	0	59.33	-	-	74	-14.67	302	107	V
2	* 5.14992	47.74	Pk	34.3	-22.3	0	59.74	-	-	74	-14.26	302	107	V
3	* 5.14999	34.45	RMS	34.3	-22.3	.58	47.13	54	-6.87	-	-	302	107	V
4	* 5.14984	35.96	RMS	34.3	-22.3	.58	48.64	54	-5.36	-	-	302	107	V

* - indicates frequency in CFR47 Pt 15 / IC RSS-Restricted Band
Pk - Peak detector
RMS - RMS detection

UL VERIFICATION SERVICES INC.
47173 Benicia Street, Fremont, CA 94538; USA TEL:(510) 319-4000 FAX:(510) 661-0888

This report shall not be reproduced except in full, without the written approval of UL Verification Services Inc.

HARMONICS AND SPURIOUS EMISSIONS

LOW CHANNEL RESULTS

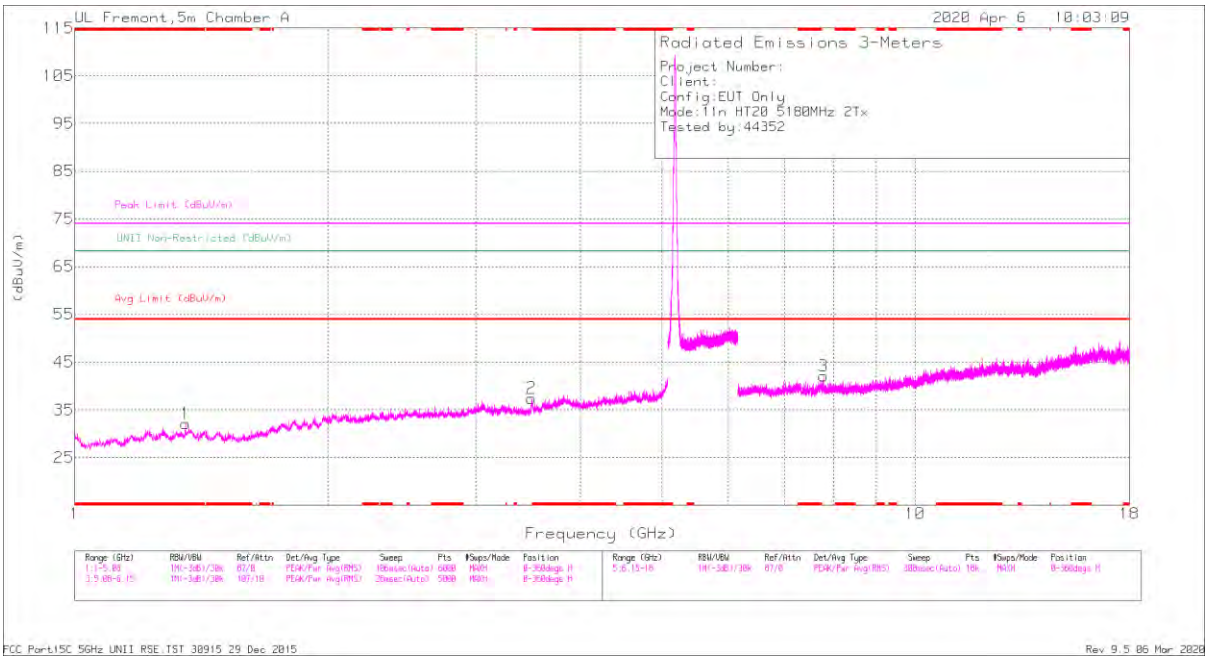

HORIZONTAL

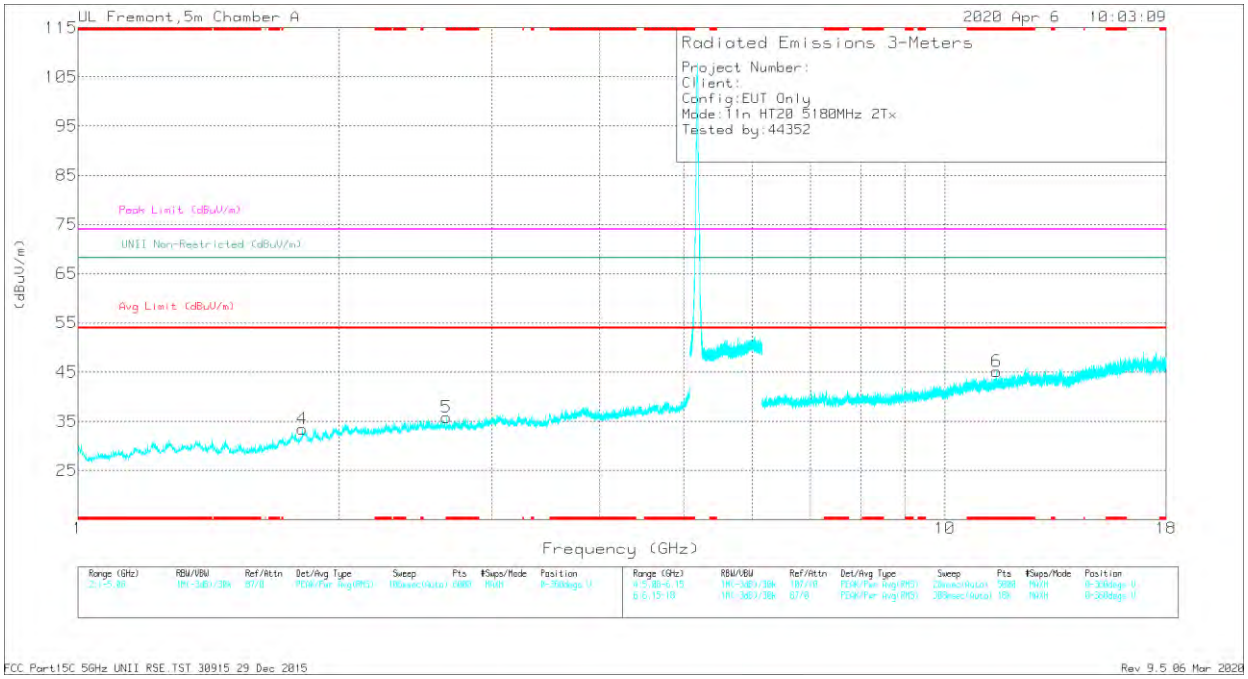

VERTICAL

UL VERIFICATION SERVICES INC.
47173 Benicia Street, Fremont, CA 94538; USA TEL:(510) 319-4000 FAX:(510) 661-0888

This report shall not be reproduced except in full, without the written approval of UL Verification Services Inc.

RADIATED EMISSIONS

Marker	Frequency (GHz)	Meter Reading (dBuV)	Det	AF T346 (dB/m)	Amp/Cbl/Fltr/Pad (dB)	Corrected Reading (dBuV/m)	Avg Limit (dBuV/m)	Margin (dB)	Peak Limit (dBuV/m)	PK Margin (dB)	UNII Non-Restricted (dBuV/m)	PK Margin (dB)	Azimuth (Degs)	Height (cm)	Polarity
1	* 1.35599	41.95	PK-U	29.6	-33.4	38.15	-	-	74	-35.85	-	-	74	126	H
	* 1.35544	30.31	ADR	29.6	-33.4	26.51	54	-27.49	-	-	-	-	74	126	H
5	* 2.66222	41.13	PK-U	32.6	-31.5	42.23	-	-	74	-31.77	-	-	270	172	V
	* 2.66044	29.05	ADR	32.6	-31.4	30.25	54	-23.75	-	-	-	-	270	172	V
6	* 11.47175	34.64	PK-U	38	-20.7	51.94	-	-	74	-22.06	-	-	75	180	V
	* 11.47289	21.17	ADR	38	-20.7	38.47	54	-15.53	-	-	-	-	75	180	V
4	1.81506	41.94	PK-U	30.5	-31.9	40.54	-	-	-	-	68.2	-27.66	196	142	V
2	3.4984	40.81	PK-U	33.8	-30.3	44.31	-	-	-	-	68.2	-23.89	150	217	H
3	7.77904	35.71	PK-U	35.8	-23.6	47.91	-	-	-	-	68.2	-20.29	182	250	H

* - indicates frequency in CFR47 Pt 15 / IC RSS-Restricted Band
PK-U - U-NII: Maximum Peak
ADR - U-NII AD primary method, RMS average

UL VERIFICATION SERVICES INC.
47173 Benicia Street, Fremont, CA 94538; USA TEL:(510) 319-4000 FAX:(510) 661-0888
This report shall not be reproduced except in full, without the written approval of UL Verification Services Inc.

MID CHANNEL RESULTS

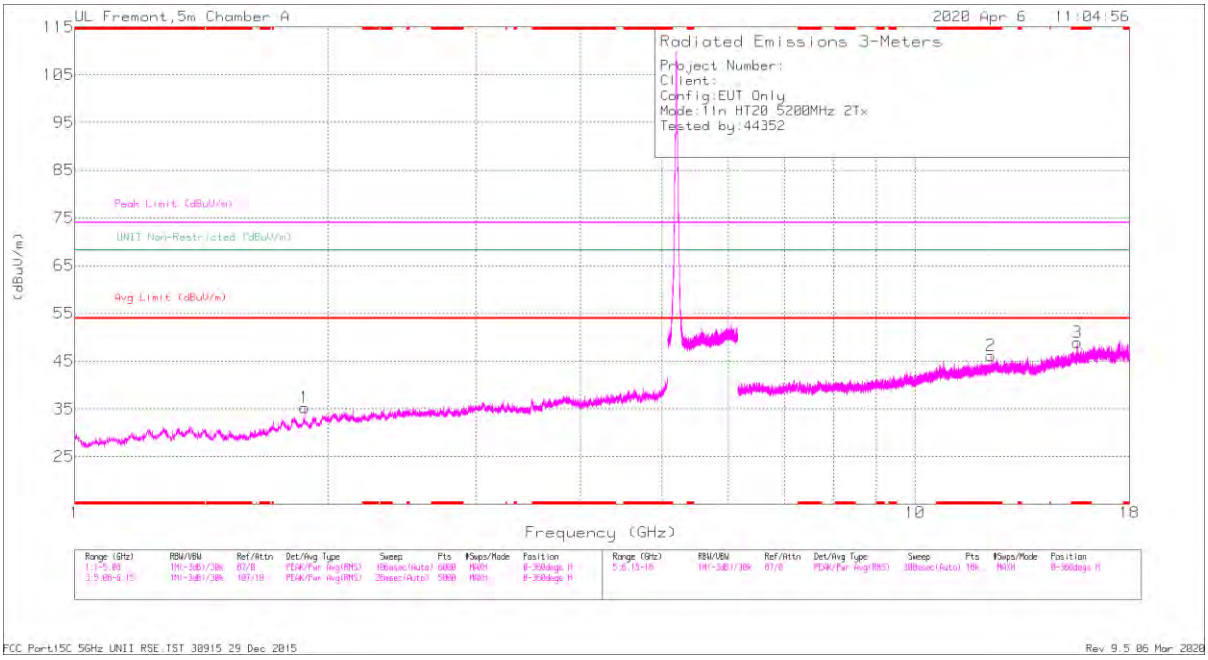

HORIZONTAL

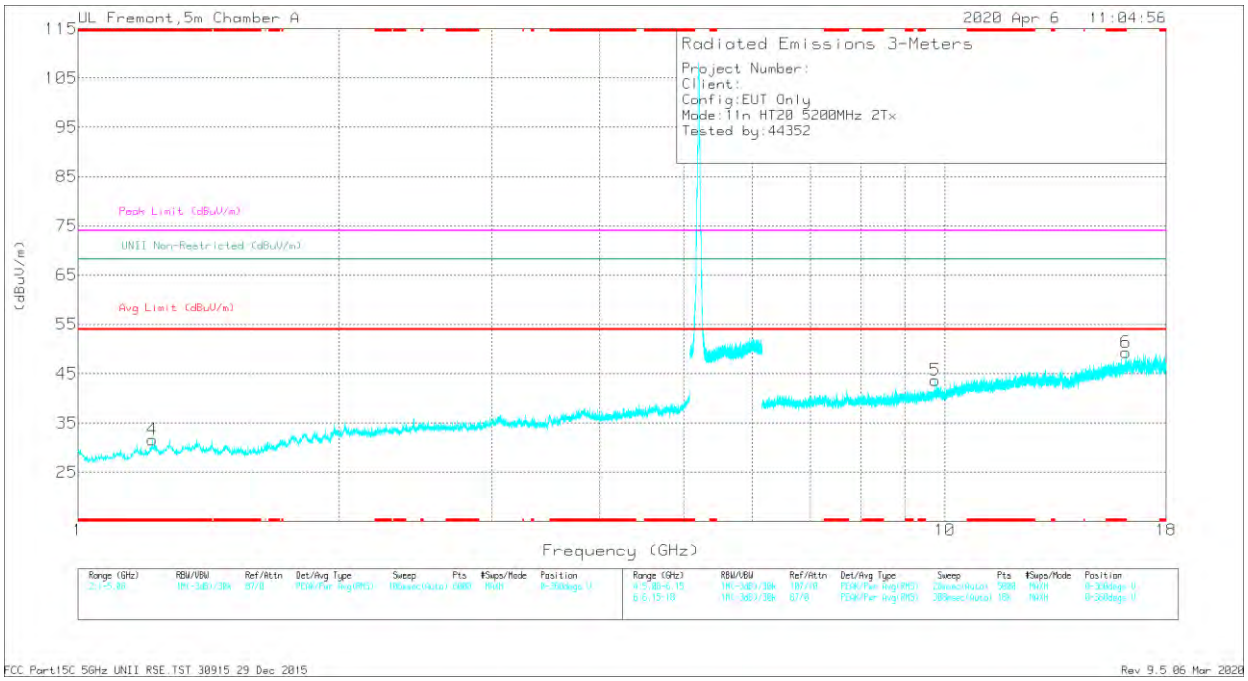

VERTICAL

UL VERIFICATION SERVICES INC.
47173 Benicia Street, Fremont, CA 94538; USA TEL:(510) 319-4000 FAX:(510) 661-0888

This report shall not be reproduced except in full, without the written approval of UL Verification Services Inc.

RADIATED EMISSIONS

Marker	Frequency (GHz)	Meter Reading (dBuV)	Det	AF T346 (dB/m)	Amp/Cbl/Fltr/Pad (dB)	Corrected Reading (dBuV/m)	Avg Limit (dBuV/m)	Margin (dB)	Peak Limit (dBuV/m)	PK Margin (dB)	UNII Non-Restricted (dBuV/m)	PK Margin (dB)	Azimuth (Degs)	Height (cm)	Polarity
4	* 1.21655	42.4	PK-U	28.6	-33	38	-	-	74	-36	-	-	202	218	V
	* 1.22015	30.97	ADR	28.6	-33	26.57	54	-27.43	-	-	-	-	202	218	V
2	* 12.31382	34.33	PK-U	39	-20.7	52.63	-	-	74	-21.37	-	-	267	139	H
	* 12.31546	21.05	ADR	39	-20.6	39.45	54	-14.55	-	-	-	-	267	139	H
3	* 15.59985	34.71	PK-U	40.5	-20.4	54.81	-	-	74	-19.19	-	-	337	186	H
	* 15.59982	21.21	ADR	40.5	-20.4	41.31	54	-12.69	-	-	-	-	337	186	H
6	* 16.19363	34.24	PK-U	41	-19.9	55.34	-	-	74	-18.66	-	-	202	126	V
	* 16.19316	21.09	ADR	41	-19.9	42.19	54	-11.81	-	-	-	-	202	126	V
1	1.87768	42.63	PK-U	30.9	-32.7	40.83	-	-	-	-	68.2	-27.37	135	155	H
5	9.754	34.95	PK-U	36.9	-22.2	49.65	-	-	-	-	68.2	-18.55	267	165	V

* - indicates frequency in CFR47 Pt 15 / IC RSS-Restricted Band
PK-U - U-NII: Maximum Peak
ADR - U-NII AD primary method, RMS average

UL VERIFICATION SERVICES INC.
47173 Benicia Street, Fremont, CA 94538; USA TEL:(510) 319-4000 FAX:(510) 661-0888
This report shall not be reproduced except in full, without the written approval of UL Verification Services Inc.

HIGH CHANNEL RESULTS

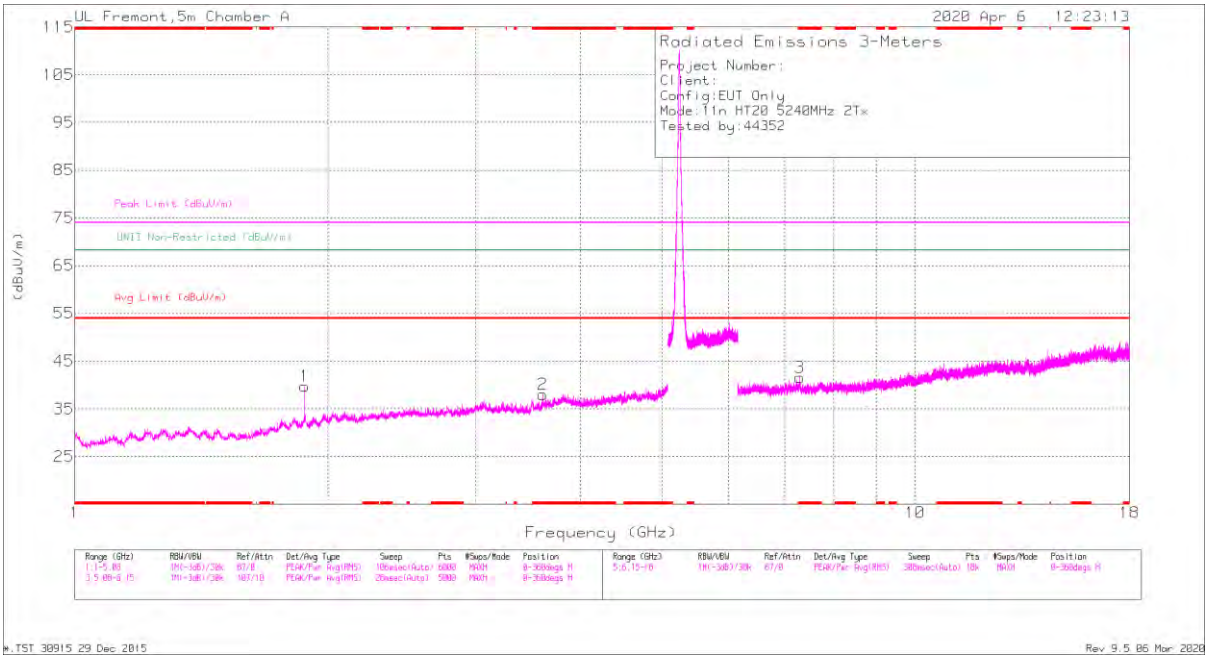

HORIZONTAL

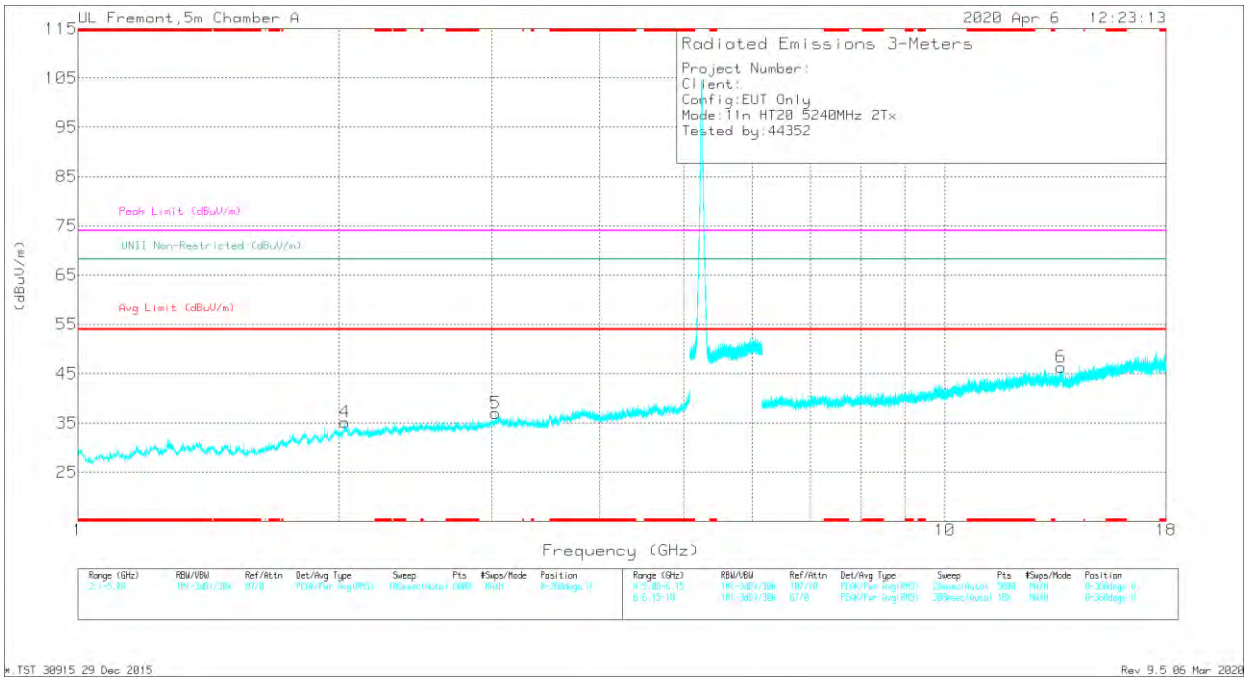

VERTICAL

UL VERIFICATION SERVICES INC.
47173 Benicia Street, Fremont, CA 94538; USA TEL:(510) 319-4000 FAX:(510) 661-0888

This report shall not be reproduced except in full, without the written approval of UL Verification Services Inc.

RADIATED EMISSIONS

Marker	Frequency (GHz)	Meter Reading (dBuV)	Det	AF T346 (dB/m)	Amp/Cbl/Fltr/Pad (dB)	Corrected Reading (dBuV/m)	Avg Limit (dBuV/m)	Margin (dB)	Peak Limit (dBuV/m)	PK Margin (dB)	UNII Non-Restricted (dBuV/m)	PK Margin (dB)	Azimuth (Degs)	Height (cm)	Polarity
2	* 3.6038	40.42	PK-U	33.1	-29.8	43.72	-	-	74	-30.28	-	-	102	217	H
	* 3.60368	28.4	ADR	33.1	-29.8	31.7	54	-22.3	-	-	-	-	102	217	H
3	* 7.29454	36.06	PK-U	35.7	-23.6	48.16	-	-	74	-25.84	-	-	317	216	H
	* 7.29678	23.89	ADR	35.7	-23.7	35.89	54	-18.11	-	-	-	-	317	216	H
1	1.87783	43.03	PK-U	30.9	-32.7	41.23	-	-	-	-	68.2	-26.97	43	259	H
4	2.03073	41.5	PK-U	31.5	-31.6	41.4	-	-	-	-	68.2	-26.8	172	153	V
5	3.0324	40.16	PK-U	33.1	-29.9	43.36	-	-	-	-	68.2	-24.84	239	186	V
6	13.62764	33.93	PK-U	38.7	-19.2	53.43	-	-	-	-	68.2	-14.77	269	241	V

* - indicates frequency in CFR47 Pt 15 / IC RSS-Restricted Band
PK-U - U-NII: Maximum Peak
ADR - U-NII AD primary method, RMS average

UL VERIFICATION SERVICES INC.
47173 Benicia Street, Fremont, CA 94538; USA TEL:(510) 319-4000 FAX:(510) 661-0888
This report shall not be reproduced except in full, without the written approval of UL Verification Services Inc.

6.1.2. TX ABOVE 1 GHz 802.11n HT40 MODE IN THE 5.2 GHz BAND

1TX ANTENNA 6

BANDEDGE (LOW CHANNEL)

HORIZONTAL RESULT

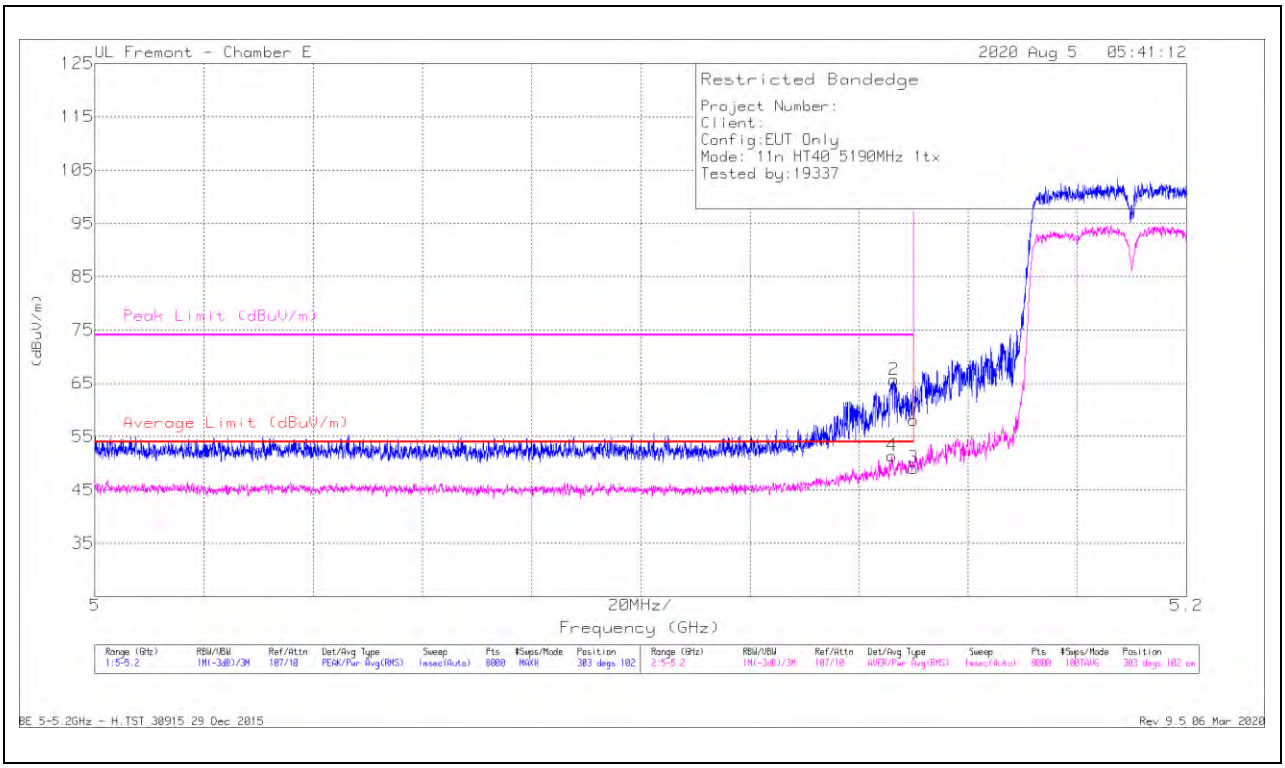

Marker	Frequency (GHz)	Meter Reading (dBuV)	Det	AF T712 (dB/m)	Amp/Cbl/Fltr/Pad (dB)	DC Corr (dB)	Corrected Reading (dBuV/m)	Average Limit (dBuV/m)	Margin (dB)	Peak Limit (dBuV/m)	PK Margin (dB)	Azimuth (Degs)	Height (cm)	Polarity
1	* 5.14999	46.1	Pk	34.3	-22.3	0	58.1	-	-	74	-15.9	303	102	H
2	* 5.14639	53.64	Pk	34.3	-22.3	0	65.64	-	-	74	-8.36	303	102	H
3	* 5.14999	36.51	RMS	34.3	-22.3	.65	49.16	54	-4.84	-	-	303	102	H
4	* 5.14604	38.78	RMS	34.3	-22.3	.65	51.43	54	-2.57	-	-	303	102	H

* - indicates frequency in CFR47 Pt 15 / IC RSS-Restricted Band
Pk - Peak detector
RMS - RMS detection

UL VERIFICATION SERVICES INC.
47173 Benicia Street, Fremont, CA 94538; USA TEL:(510) 319-4000 FAX:(510) 661-0888
This report shall not be reproduced except in full, without the written approval of UL Verification Services Inc.

VERTICAL RESULT

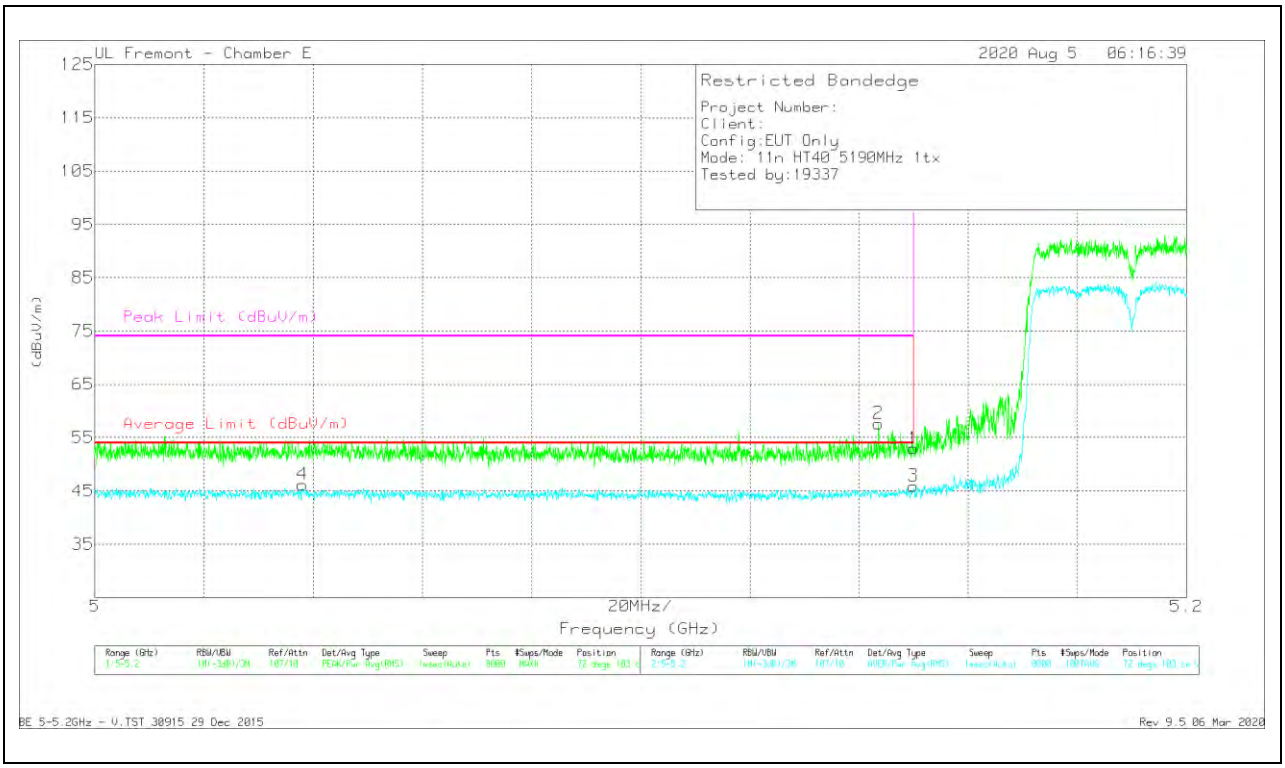

Marker	Frequency (GHz)	Meter Reading (dBuV)	Det	AF T712 (dB/m)	Amp/Cbl/Fltr/Pad (dB)	DC Corr (dB)	Corrected Reading (dBuV/m)	Average Limit (dBuV/m)	Margin (dB)	Peak Limit (dBuV/m)	PK Margin (dB)	Azimuth (Degs)	Height (cm)	Polarity
1	* 5.14999	40.97	Pk	34.3	-22.3	0	52.97	-	-	74	-21.03	72	103	V
2	* 5.14354	45.65	Pk	34.3	-22.3	0	57.65	-	-	74	-16.35	72	103	V
3	* 5.14999	33.31	RMS	34.3	-22.3	.65	45.96	54	-8.04	-	-	72	103	V
4	* 5.03805	33.46	RMS	34.2	-22.1	.65	46.21	54	-7.79	-	-	72	103	V

* - indicates frequency in CFR47 Pt 15 / IC RSS-Restricted Band
Pk - Peak detector
RMS - RMS detection

UL VERIFICATION SERVICES INC.
47173 Benicia Street, Fremont, CA 94538; USA TEL:(510) 319-4000 FAX:(510) 661-0888

This report shall not be reproduced except in full, without the written approval of UL Verification Services Inc.

1TX ANTENNA 5

BANDEDGE (LOW CHANNEL)

HORIZONTAL RESULT

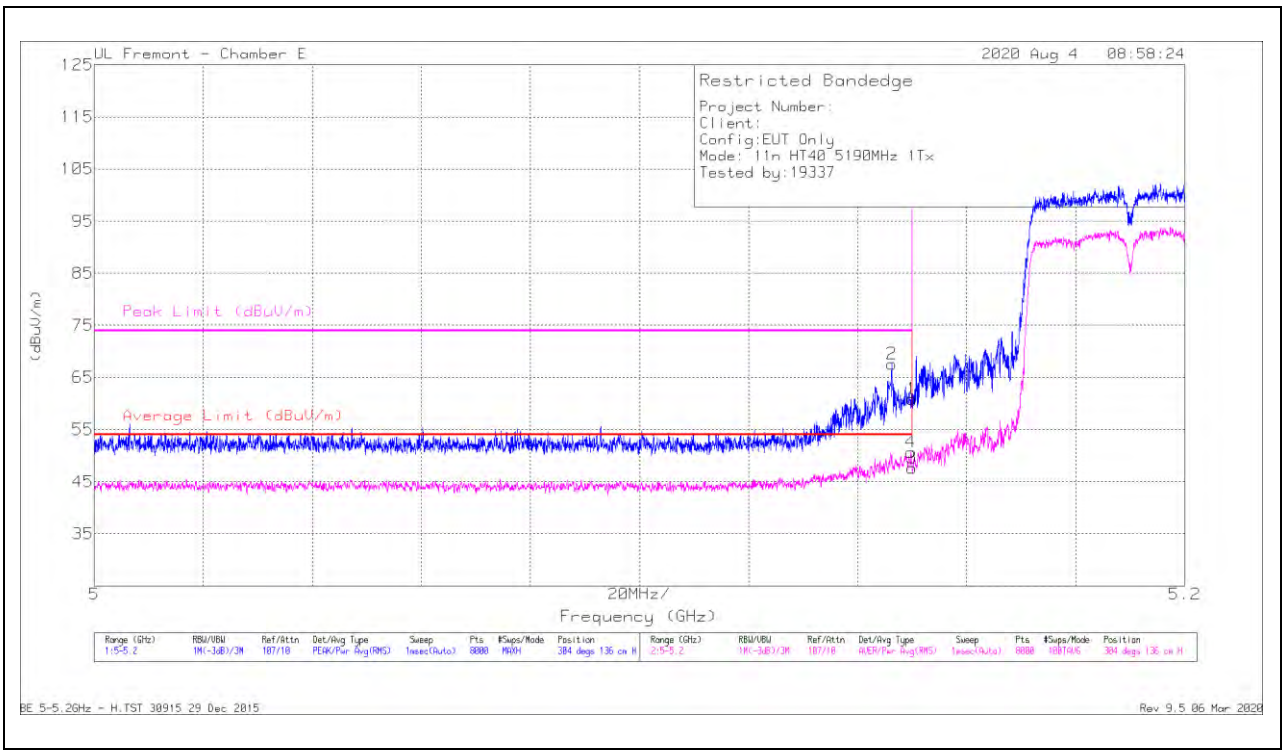

Marker	Frequency (GHz)	Meter Reading (dBuV)	Det	AF T712 (dB/m)	Amp/Cbl /Fltr/Pad (dB)	DC Corr (dB)	Corrected Reading (dBuV/m)	Average Limit (dBuV/m)	Margin (dB)	Peak Limit (dBuV/m)	PK Margin (dB)	Azimuth (Degs)	Height (cm)	Polarity
1	* 5.14999	48.81	Pk	34.3	-22.3	0	60.81	-	-	74	-13.19	304	136	H
2	* 5.14627	55.63	Pk	34.3	-22.3	0	67.63	-	-	74	-6.37	304	136	H
3	* 5.14999	35	RMS	34.3	-22.3	.65	47.65	54	-6.35	-	-	304	136	H
4	* 5.14974	38.05	RMS	34.3	-22.3	.65	50.70	54	-3.30	-	-	304	136	H

* - indicates frequency in CFR47 Pt 15 / IC RSS-Restricted Band
Pk - Peak detector
RMS - RMS detection

UL VERIFICATION SERVICES INC.
47173 Benicia Street, Fremont, CA 94538; USA TEL:(510) 319-4000 FAX:(510) 661-0888

This report shall not be reproduced except in full, without the written approval of UL Verification Services Inc.

VERTICAL RESULT

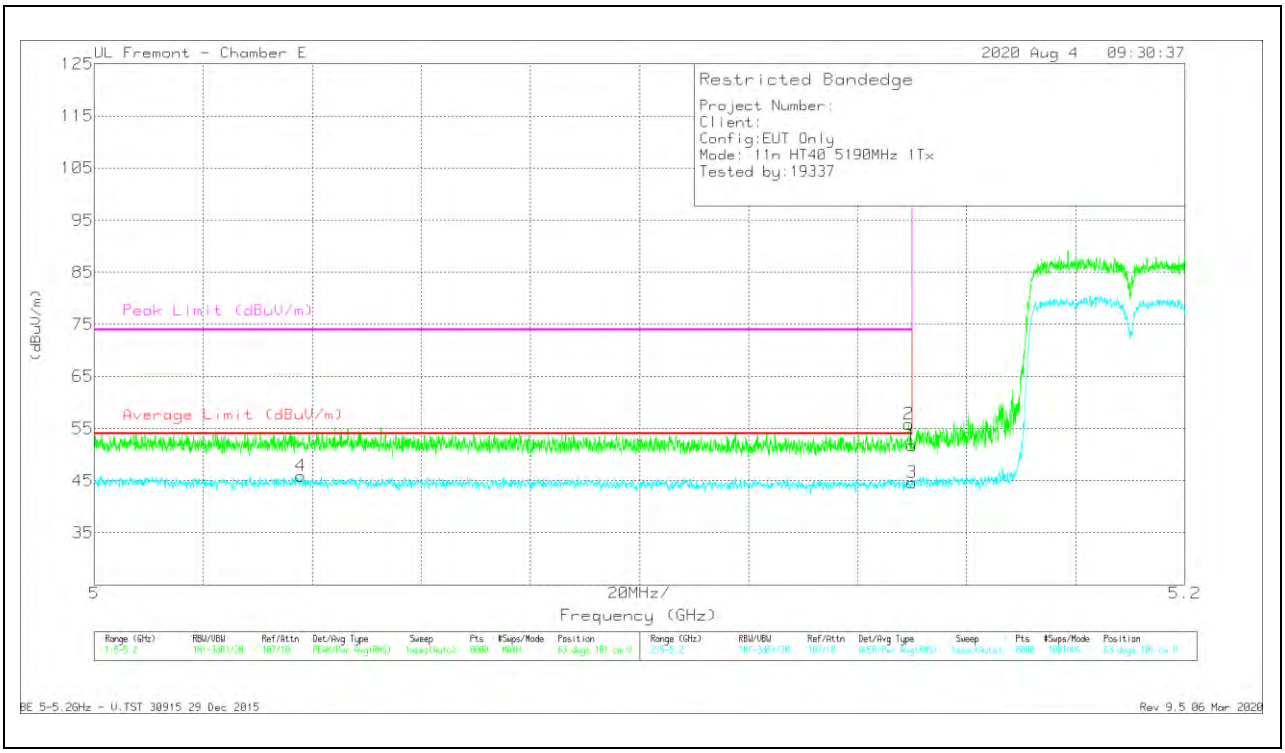

Marker	Frequency (GHz)	Meter Reading (dBuV)	Det	AF T712 (dB/m)	Amp/Cbl /Fltr/Pad (dB)	DC Corr (dB)	Corrected Reading (dBuV/m)	Average Limit (dBuV/m)	Margin (dB)	Peak Limit (dBuV/m)	PK Margin (dB)	Azimuth (Degs)	Height (cm)	Polarity
1	* 5.14999	39.81	Pk	34.3	-22.3	0	51.81	-	-	74	-22.19	63	101	V
2	* 5.14937	43.85	Pk	34.3	-22.3	0	55.85	-	-	74	-18.15	63	101	V
3	* 5.14999	31.99	RMS	34.3	-22.3	.65	44.64	54	-9.36	-	-	63	101	V
4	* 5.0379	33.23	RMS	34.2	-22.1	.65	45.98	54	-8.02	-	-	63	101	V

* - indicates frequency in CFR47 Pt 15 / IC RSS-Restricted Band
Pk - Peak detector
RMS - RMS detection

UL VERIFICATION SERVICES INC.
47173 Benicia Street, Fremont, CA 94538; USA TEL:(510) 319-4000 FAX:(510) 661-0888

This report shall not be reproduced except in full, without the written approval of UL Verification Services Inc.

2TX ANTENNA 6 + ANTENNA 5 CDD MODE

BANDEDGE (LOW CHANNEL)

HORIZONTAL RESULT

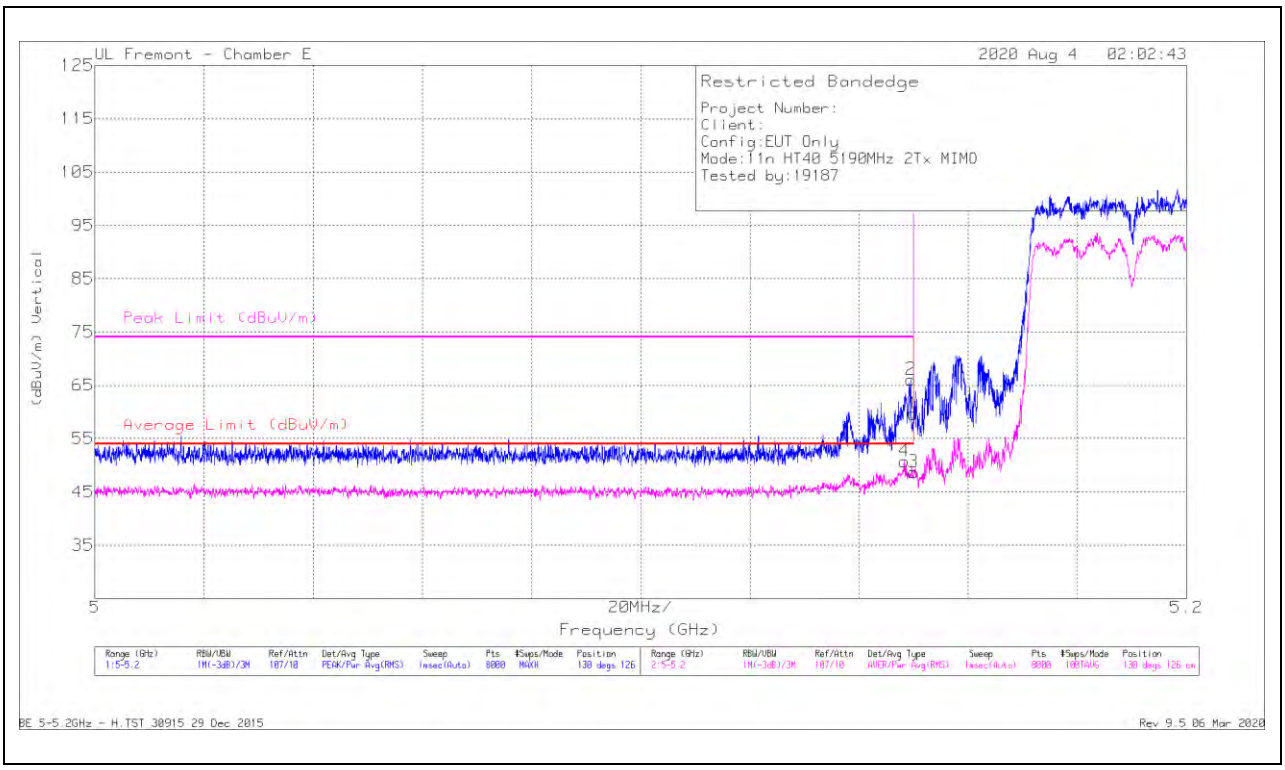

Marker	Frequency (GHz)	Meter Reading (dBuV)	Det	AF T712 (dB/m)	Amp/Cbl /Fltr/Pad (dB)	DC Corr (dB)	Corrected Reading (dBuV/m)	Average Limit (dBuV/m)	Margin (dB)	Peak Limit (dBuV/m)	PK Margin (dB)	Azimuth (Degs)	Height (cm)	Polarity
1	* 5.14999	47.65	Pk	34.3	-22.3	0	59.65	-	-	74	-14.35	130	126	H
2	* 5.14944	54.07	Pk	34.3	-22.3	0	66.07	-	-	74	-7.93	130	126	H
3	* 5.14999	35.84	RMS	34.3	-22.3	.88	48.72	54	-5.28	-	-	130	126	H
4	* 5.14827	37.86	RMS	34.3	-22.3	.88	50.74	54	-3.26	-	-	130	126	H

* - indicates frequency in CFR47 Pt 15 / IC RSS-Restricted Band
Pk - Peak detector
RMS - RMS detection

UL VERIFICATION SERVICES INC.
47173 Benicia Street, Fremont, CA 94538; USA TEL:(510) 319-4000 FAX:(510) 661-0888

This report shall not be reproduced except in full, without the written approval of UL Verification Services Inc.

VERTICAL RESULT

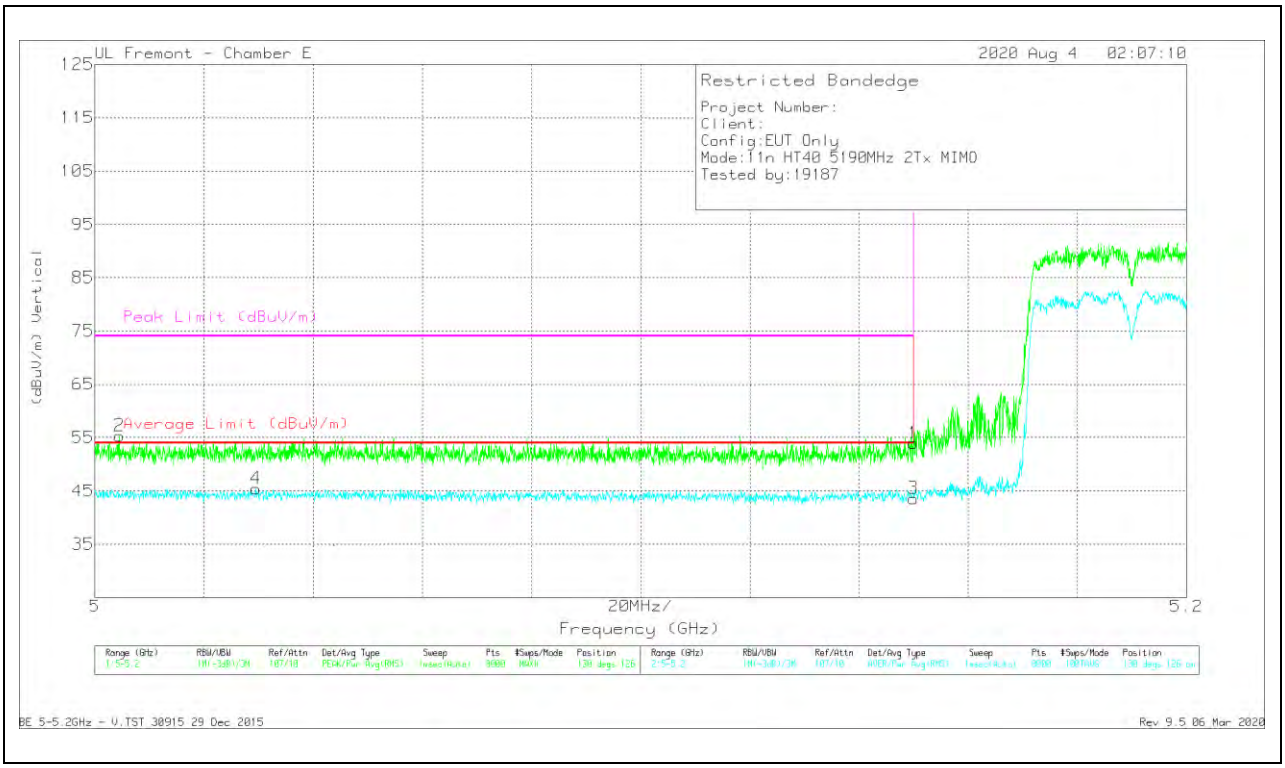

Marker	Frequency (GHz)	Meter Reading (dBuV)	Det	AF T712 (dB/m)	Amp/Cbl/Fltr/Pad (dB)	DC Corr (dB)	Corrected Reading (dBuV/m)	Average Limit (dBuV/m)	Margin (dB)	Peak Limit (dBuV/m)	PK Margin (dB)	Azimuth (Degs)	Height (cm)	Polarity
1	* 5.14999	41.93	Pk	34.3	-22.3	0	53.93	-	-	74	-20.07	130	126	V
2	* 5.00448	43.32	Pk	34.1	-22.1	0	55.32	-	-	74	-18.68	130	126	V
3	* 5.14999	31.59	RMS	34.3	-22.3	.88	44.47	54	-9.53	-	-	130	126	V
4	* 5.02948	33.41	RMS	34.2	-22.2	.88	46.29	54	-7.71	-	-	130	126	V

* - indicates frequency in CFR47 Pt 15 / IC RSS-Restricted Band
Pk - Peak detector
RMS - RMS detection

UL VERIFICATION SERVICES INC.
47173 Benicia Street, Fremont, CA 94538; USA TEL:(510) 319-4000 FAX:(510) 661-0888

This report shall not be reproduced except in full, without the written approval of UL Verification Services Inc.

HARMONICS AND SPURIOUS EMISSIONS

LOW CHANNEL RESULTS

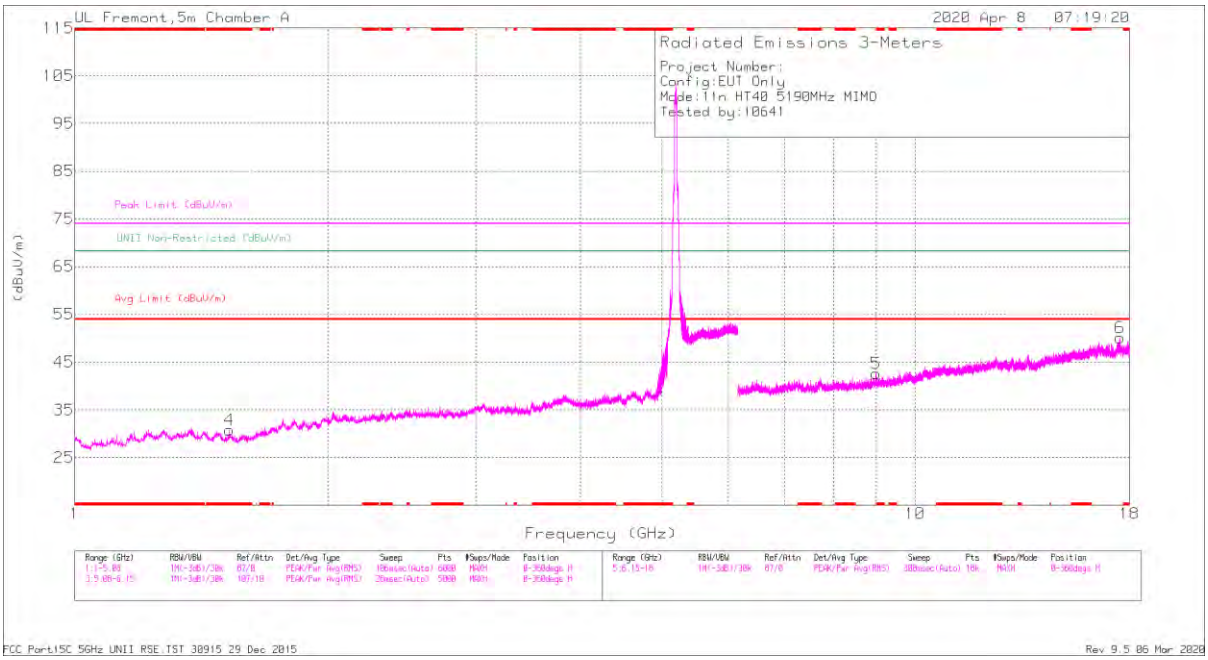

HORIZONTAL

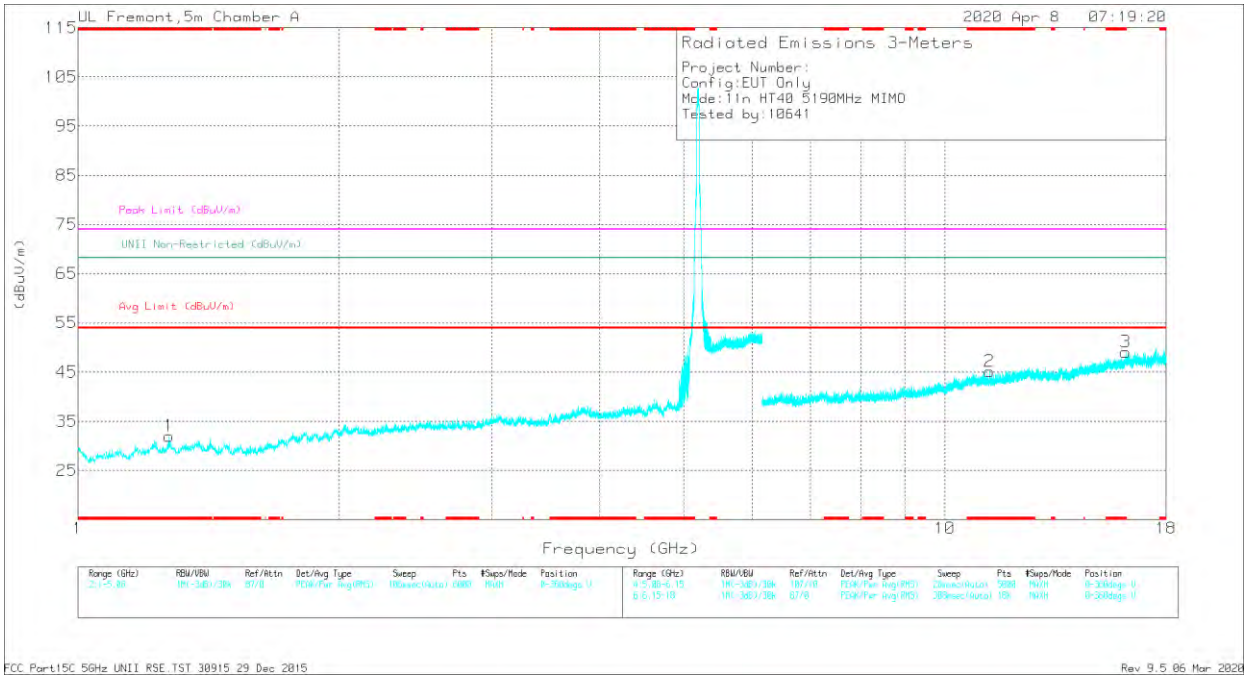

VERTICAL

UL VERIFICATION SERVICES INC.
47173 Benicia Street, Fremont, CA 94538; USA TEL:(510) 319-4000 FAX:(510) 661-0888

This report shall not be reproduced except in full, without the written approval of UL Verification Services Inc.

RADIATED EMISSIONS

Marker	Frequency (GHz)	Meter Reading (dBuV)	Det	AF T346 (dB/m)	Amp/Cbl/Fltr/Pad (dB)	DC Corr	Corrected Reading (dBuV/m)	Avg Limit (dBuV/m)	Margin (dB)	Peak Limit (dBuV/m)	PK Margin (dB)	UNII Non-Restricted (dBuV/m)	PK Margin (dB)	Azimuth (Degs)	Height (cm)	Polarity
4	* 1.52759	42.87	PK-U	28.1	-32.6		38.37	-	-	74	-35.63	-	-	305	112	H
	* 1.52731	30.31	ADR	28.1	-32.5	.17	26.08	54	-27.02	-	-	-	-	305	112	H
1	* 1.27573	42.76	PK-U	29.1	-33.2		38.66	-	-	74	-35.34	-	-	248	136	V
	* 1.27331	30.84	ADR	29.1	-33.2	.17	26.91	54	-27.09	-	-	-	-	248	136	V
2	* 11.27002	33.14	PK-U	37.9	-19.9		51.14	-	-	74	-22.86	-	-	171	213	V
	* 11.26765	22.24	ADR	37.9	-19.8	.17	40.51	54	-13.49	-	-	-	-	171	213	V
3	* 16.16552	33.28	PK-U	41	-19.4		54.88	-	-	74	-19.12	-	-	209	193	V
	* 16.16824	22.55	ADR	41	-19.5	.17	44.22	54	-9.78	-	-	-	-	209	193	V
5	8.99347	35.01	PK-U	36.2	-22.9		48.31	-	-	-	-	68.2	-19.89	276	173	H
6	17.54304	33.86	PK-U	41.2	-18.6		56.46	-	-	-	-	68.2	-11.74	233	189	H

* - indicates frequency in CFR47 Pt 15 / IC RSS-Restricted Band
PK-U - U-NII: Maximum Peak
ADR - U-NII AD primary method, RMS average

UL VERIFICATION SERVICES INC.
47173 Benicia Street, Fremont, CA 94538; USA TEL:(510) 319-4000 FAX:(510) 661-0888
This report shall not be reproduced except in full, without the written approval of UL Verification Services Inc.

HIGH CHANNEL RESULTS

HORIZONTAL

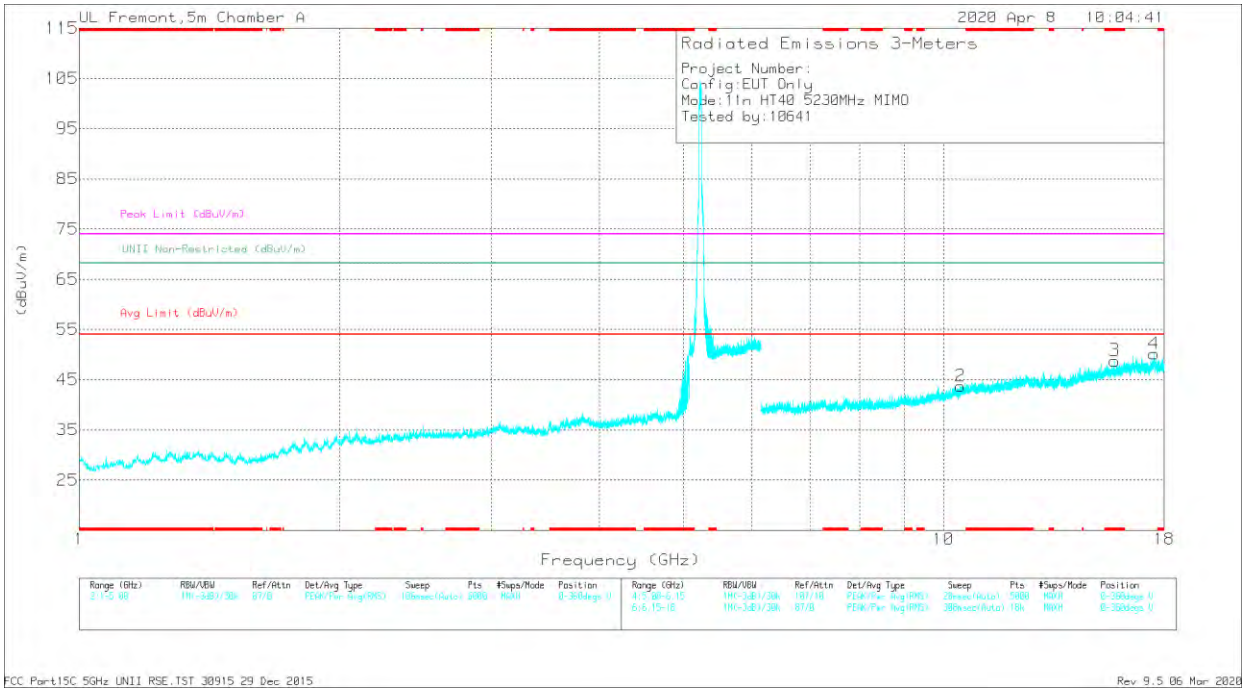

VERTICAL

UL VERIFICATION SERVICES INC.
47173 Benicia Street, Fremont, CA 94538; USA TEL:(510) 319-4000 FAX:(510) 661-0888

This report shall not be reproduced except in full, without the written approval of UL Verification Services Inc.

RADIATED EMISSIONS

Marker	Frequency (GHz)	Meter Reading (dBuV)	Det	AF T346 (dB/m)	Amp/Cbl/Fltr/Pad (dB)	DC Corr	Corrected Reading (dBuV/m)	Avg Limit (dBuV/m)	Margin (dB)	Peak Limit (dBuV/m)	PK Margin (dB)	UNII Non-Restricted (dBuV/m)	PK Margin (dB)	Azimuth (Degs)	Height (cm)	Polarity
5	* 11.87799	33.92	PK-U	38.5	-20.7		51.72	-	-	74	-22.28	-	-	182	151	H
	* 11.87854	22.29	ADR	38.5	-20.7	.17	40.26	54	-13.74	-	-	-	-	182	151	H
3	* 15.77457	33.3	PK-U	40.4	-20		53.7	-	-	74	-20.3	-	-	125	110	V
	* 15.77249	22.55	ADR	40.4	-20.1	.17	43.02	54	-10.98	-	-	-	-	125	110	V
2	10.44437	33.18	PK-U	37.5	-21.4		49.28	-	-	-	-	68.2	-18.92	184	215	V
1	10.48178	37.5	PK-U	37.7	-21.4		53.8	-	-	-	-	68.2	-14.4	103	120	H
6	17.01069	32.64	PK-U	41.1	-19.2		54.54	-	-	-	-	68.2	-13.66	134	156	H
4	17.52632	33.13	PK-U	41.2	-18		56.33	-	-	-	-	68.2	-11.87	145	121	V

* - indicates frequency in CFR47 Pt 15 / IC RSS-Restricted Band
PK-U - U-NII: Maximum Peak
ADR - U-NII AD primary method, RMS average

UL VERIFICATION SERVICES INC.
47173 Benicia Street, Fremont, CA 94538; USA TEL:(510) 319-4000 FAX:(510) 661-0888
This report shall not be reproduced except in full, without the written approval of UL Verification Services Inc.

6.1.3. TX ABOVE 1 GHz 802.11ac VHT80 MODE IN THE 5.2 GHz BAND

1TX ANTENNA 6

BANDEDGE (MID CHANNEL)

HORIZONTAL RESULT

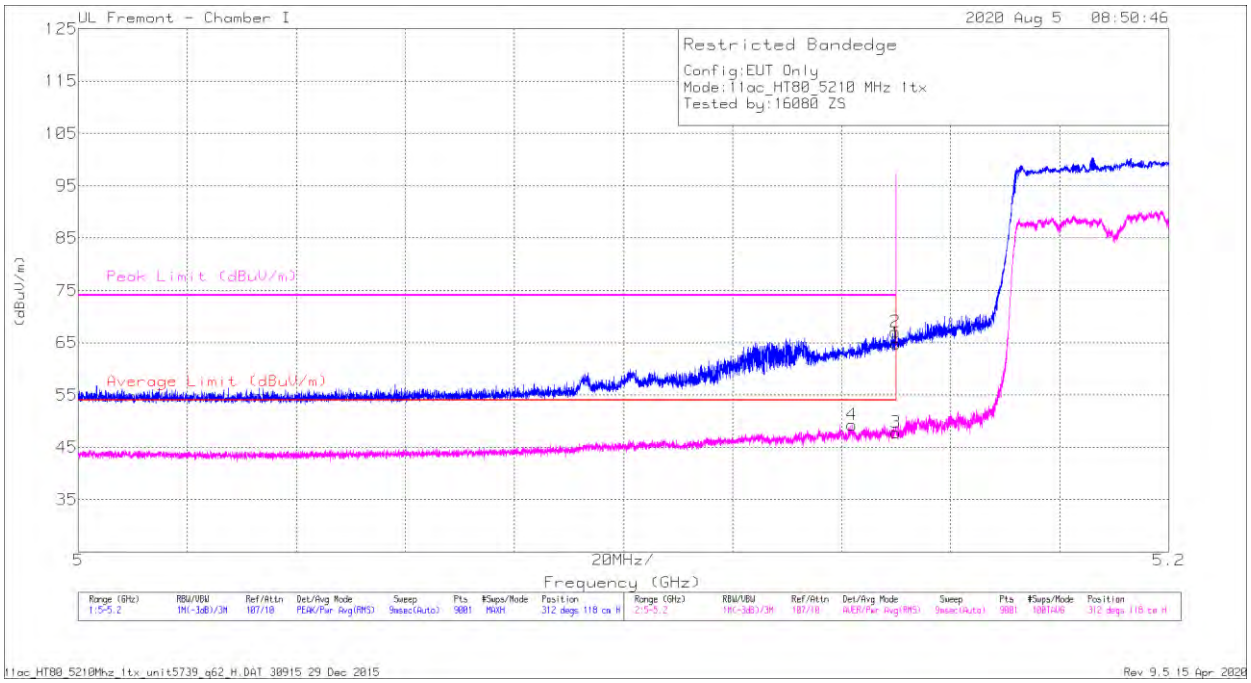

Marker	Frequency (GHz)	Meter Reading (dBuV)	Det	AF T862 (dB/m)	Amp/Cbl/Fltr/Pad (dB)	DC Corr	Corrected Reading (dBuV/m)	Average Limit (dBuV/m)	Margin (dB)	Peak Limit (dBuV/m)	PK Margin (dB)	Azimuth (Degs)	Height (cm)	Polarity
1	* 5.15	45.19	Pk	34.4	-14.8		64.79	-	-	74	-9.21	312	118	H
2	* 5.1498	47.46	Pk	34.4	-14.8		67.06	-	-	74	-6.94	312	118	H
3	* 5.15	28.24	RMS	34.4	-14.8	1.06	48.90	54	-5.10	-	-	312	118	H
4	* 5.14187	29.75	RMS	34.4	-14.8	1.06	50.41	54	-3.59	-	-	312	118	H

* - indicates frequency in CFR47 Pt 15 / IC RSS-Restricted Band
Pk - Peak detector
RMS - RMS detection

UL VERIFICATION SERVICES INC.
47173 Benicia Street, Fremont, CA 94538; USA TEL:(510) 319-4000 FAX:(510) 661-0888
This report shall not be reproduced except in full, without the written approval of UL Verification Services Inc.

VERTICAL RESULT

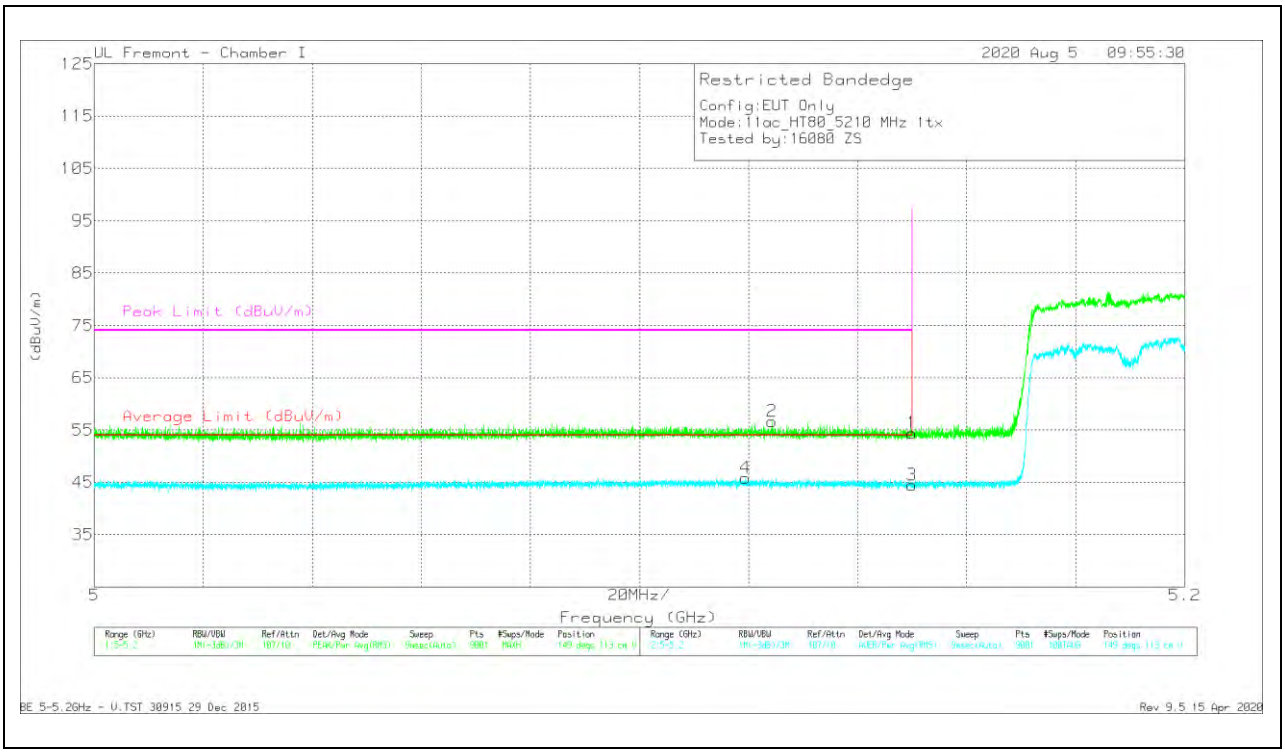

Marker	Frequency (GHz)	Meter Reading (dBuV)	Det	AF T862 (dB/m)	Amp/Cbl/Filtr/Pad (dB)	DC Corr (dB)	Corrected Reading (dBuV/m)	Average Limit (dBuV/m)	Margin (dB)	Peak Limit (dBuV/m)	PK Margin (dB)	Azimuth (Degs)	Height (cm)	Polarity
1	* 5.15	34.83	Pk	34.4	-14.8	0	54.43	-	-	74	-19.57	149	113	V
2	* 5.12424	36.96	Pk	34.4	-14.7	0	56.66	-	-	74	-17.34	149	113	V
3	* 5.15	23.57	RMS	34.4	-14.8	1.06	44.23	54	-9.77	-	-	149	113	V
4	* 5.11942	24.86	RMS	34.4	-14.7	1.06	45.62	54	-8.38	-	-	149	113	V

* - indicates frequency in CFR47 Pt 15 / IC RSS-Restricted Band
Pk - Peak detector
RMS - RMS detection

UL VERIFICATION SERVICES INC.
47173 Benicia Street, Fremont, CA 94538; USA TEL:(510) 319-4000 FAX:(510) 661-0888

This report shall not be reproduced except in full, without the written approval of UL Verification Services Inc.

1TX ANTENNA 5

BANDEDGE (MID CHANNEL)

HORIZONTAL RESULT

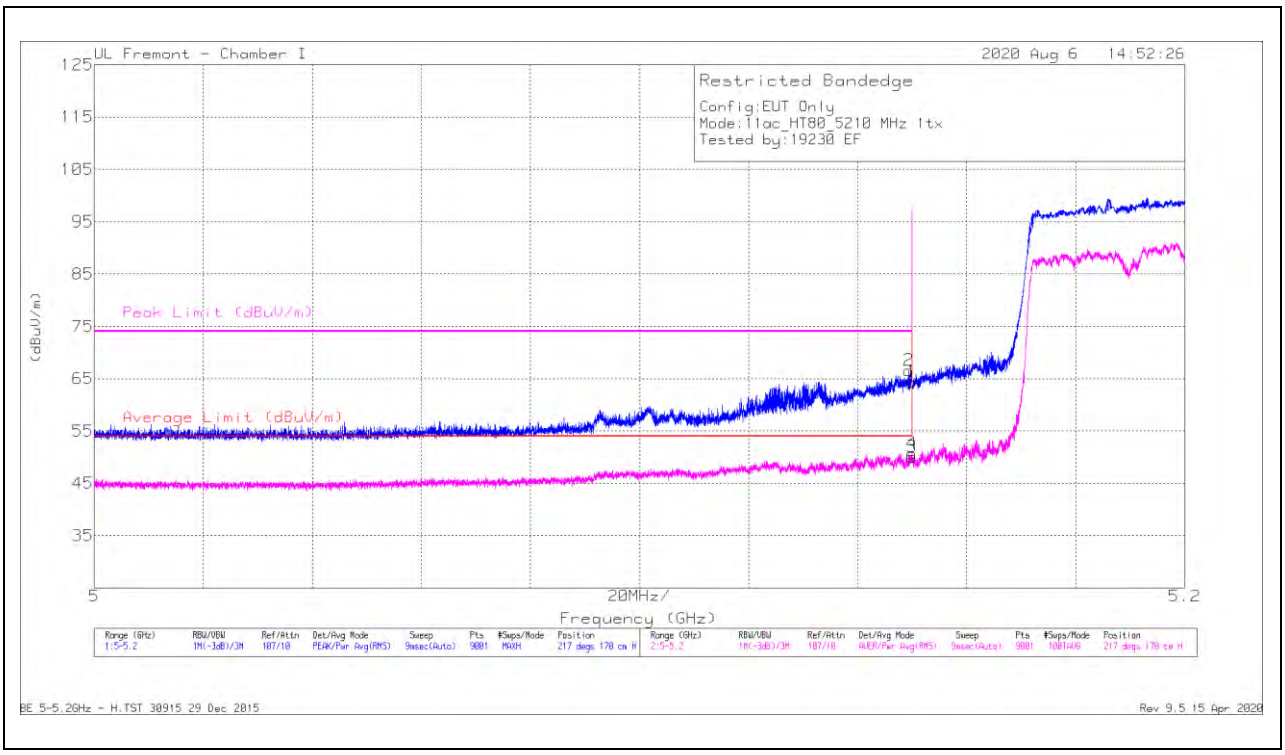

Marker	Frequency (GHz)	Meter Reading (dBuV)	Det	AF T346 (dB/m)	Amp/Cbl/Fltr/Pad (dB)	DC Corr (dB)	Corrected Reading (dBuV/m)	Average Limit (dBuV/m)	Margin (dB)	Peak Limit (dBuV/m)	PK Margin (dB)	Azimuth (Degs)	Height (cm)	Polarity
1	* 5.15	44.88	Pk	34.3	-14.8	0	64.38	-	-	74	-9.62	217	170	H
2	* 5.14935	47.13	Pk	34.2	-14.8	0	66.53	-	-	74	-7.47	217	170	H
3	* 5.15	29.29	RMS	34.3	-14.8	1.06	59.85	54	-4.15	-	-	217	170	H
4	* 5.14998	29.95	RMS	34.3	-14.8	1.06	50.51	54	-3.49	-	-	217	170	H

* - indicates frequency in CFR47 Pt 15 / IC RSS-Restricted Band
Pk - Peak detector
RMS - RMS detection

UL VERIFICATION SERVICES INC.
47173 Benicia Street, Fremont, CA 94538; USA TEL:(510) 319-4000 FAX:(510) 661-0888
This report shall not be reproduced except in full, without the written approval of UL Verification Services Inc.

VERTICAL RESULT

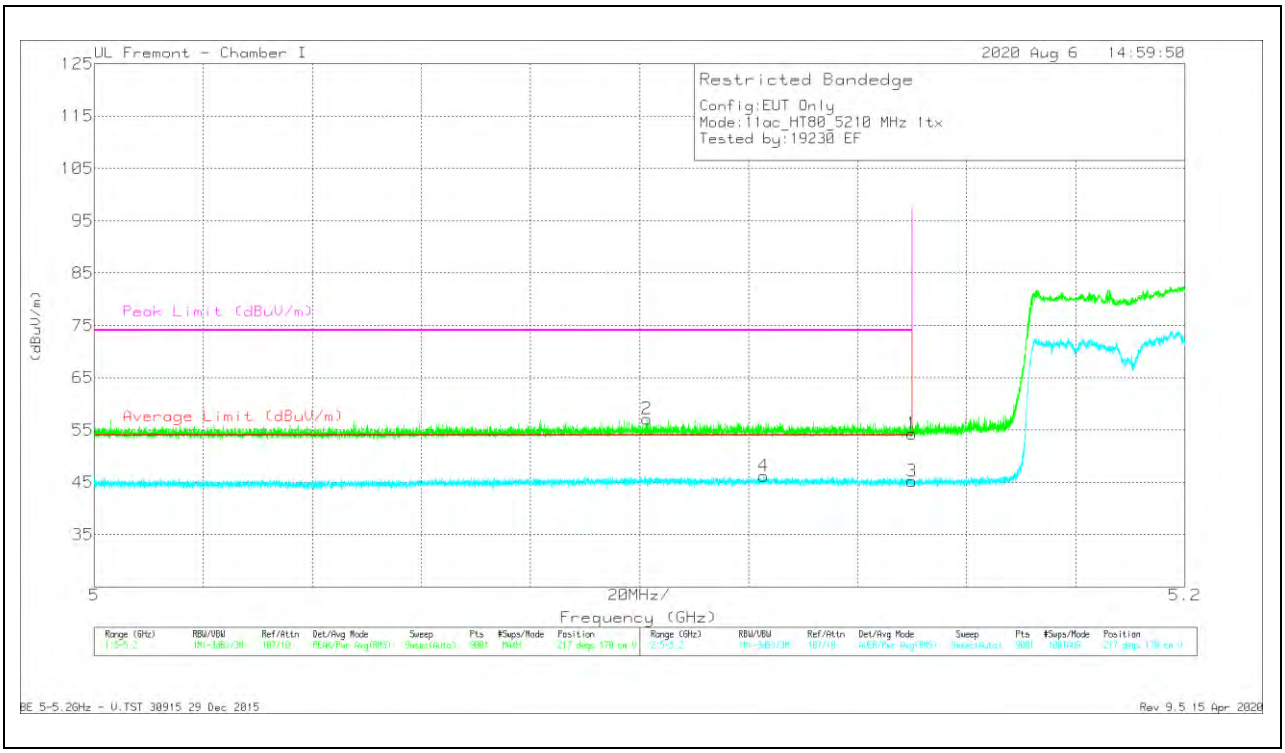

Marker	Frequency (GHz)	Meter Reading (dBuV)	Det	AF T346 (dB/m)	Amp/Cbl/Fltr/Pad (dB)	DC Corr (dB)	Corrected Reading (dBuV/m)	Average Limit (dBuV/m)	Margin (dB)	Peak Limit (dBuV/m)	PK Margin (dB)	Azimuth (Degs)	Height (cm)	Polarity
1	* 5.15	34.73	Pk	34.3	-14.8	0	54.23	-	-	74	-19.77	217	170	V
2	* 5.1014	37.54	Pk	34.3	-14.7	0	57.14	-	-	74	-16.86	217	170	V
3	* 5.15	24.46	RMS	34.3	-14.8	1.06	45.02	54	-8.98	-	-	217	170	V
4	* 5.12273	25.3	RMS	34.3	-14.7	1.06	45.96	54	-8.04	-	-	217	170	V

* - indicates frequency in CFR47 Pt 15 / IC RSS-Restricted Band
Pk - Peak detector
RMS - RMS detection

UL VERIFICATION SERVICES INC.
47173 Benicia Street, Fremont, CA 94538; USA TEL:(510) 319-4000 FAX:(510) 661-0888

This report shall not be reproduced except in full, without the written approval of UL Verification Services Inc.

2TX ANTENNA 6 + ANTENNA 5 CDD MODE

BANDEDGE (MID CHANNEL)

HORIZONTAL RESULT

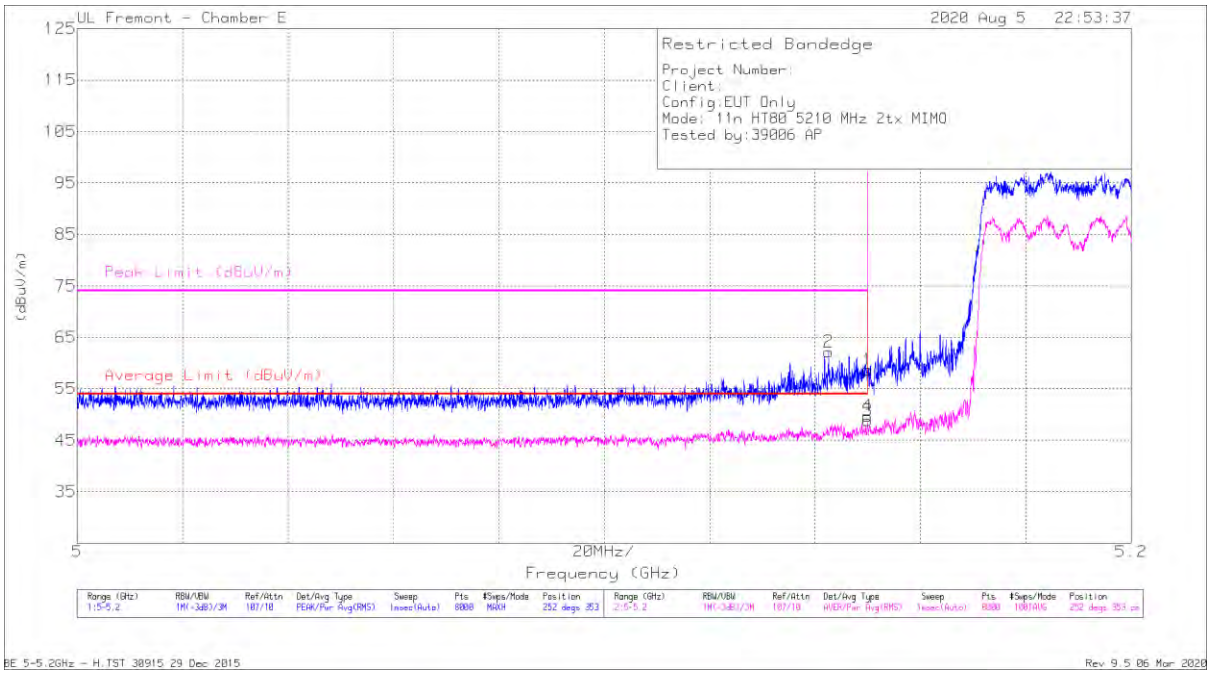

Marker	Frequency (GHz)	Meter Reading (dBuV)	Det	AF T712 (dB/m)	Amp/Cbl/Fltr/Pad (dB)	DC Corr (dB)	Corrected Reading (dBuV/m)	Average Limit (dBuV/m)	Margin (dB)	Peak Limit (dBuV/m)	PK Margin (dB)	Azimuth (Degs)	Height (cm)	Polarity
2	* 5.14254	50.19	Pk	34.3	-22.3	0	62.19	-	-	74	-11.81	252	353	H
4	* 5.14994	36.45	RMS	34.3	-22.3	1.25	49.7	54	-4.3	-	-	252	353	H
1	* 5.14999	46.67	Pk	34.3	-22.3	0	58.67	-	-	74	-15.33	252	353	H
3	* 5.14999	35.58	RMS	34.3	-22.3	1.25	48.83	54	-5.17	-	-	252	353	H

* - indicates frequency in CFR47 Pt 15 / IC RSS-Restricted Band
Pk - Peak detector
RMS - RMS detection

UL VERIFICATION SERVICES INC.
47173 Benicia Street, Fremont, CA 94538; USA TEL:(510) 319-4000 FAX:(510) 661-0888

This report shall not be reproduced except in full, without the written approval of UL Verification Services Inc.

VERTICAL RESULT

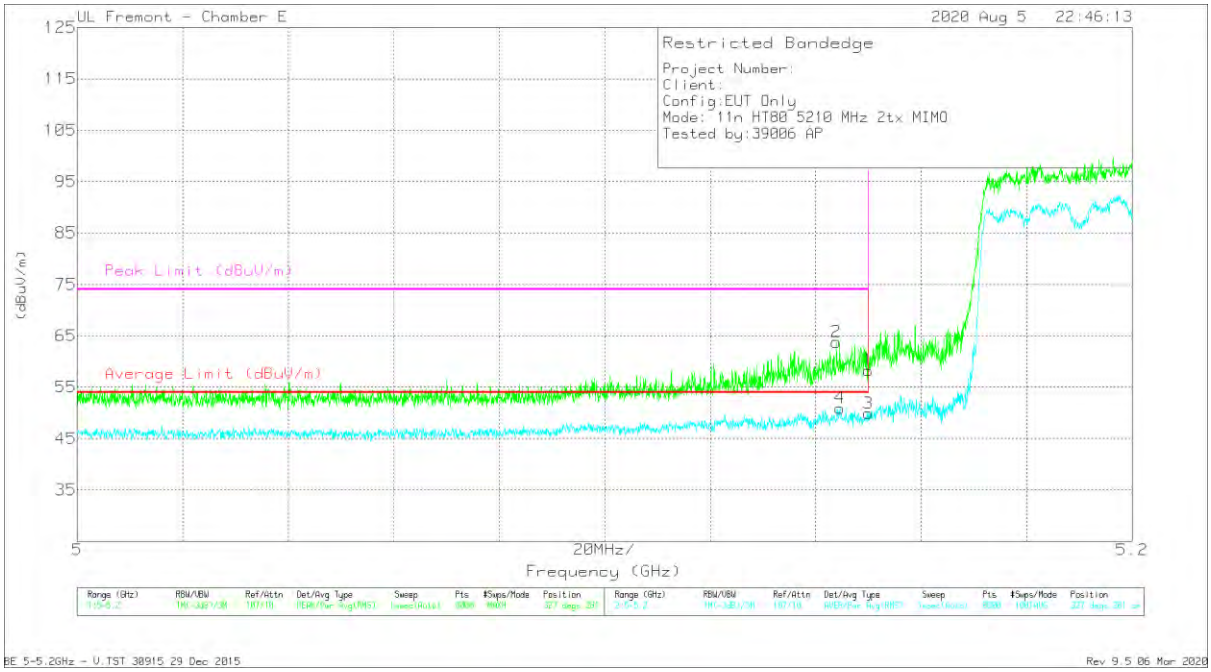

Marker	Frequency (GHz)	Meter Reading (dBuV)	Det	AF T712 (dB/m)	Amp/Cbl/Fltr/Pad (dB)	DC Corr (dB)	Corrected Reading (dBuV/m)	Average Limit (dBuV/m)	Margin (dB)	Peak Limit (dBuV/m)	PK Margin (dB)	Azimuth (Degs)	Height (cm)	Polarity
1	* 5.14999	46.29	Pk	34.3	-22.3	0	58.29	-	-	74	-15.71	327	281	V
2	* 5.14389	51.8	Pk	34.3	-22.3	0	63.8	-	-	74	-10.2	327	281	V
3	* 5.14999	36.67	RMS	34.3	-22.3	1.25	49.92	54	-4.08	-	-	327	281	V
4	* 5.14457	37.68	RMS	34.3	-22.3	1.25	50.93	54	-3.07	-	-	327	281	V

* - indicates frequency in CFR47 Pt 15 / IC RSS-Restricted Band
Pk - Peak detector
RMS - RMS detection

UL VERIFICATION SERVICES INC.
47173 Benicia Street, Fremont, CA 94538; USA TEL:(510) 319-4000 FAX:(510) 661-0888
This report shall not be reproduced except in full, without the written approval of UL Verification Services Inc.

HARMONICS AND SPURIOUS EMISSIONS

MID CHANNEL RESULTS

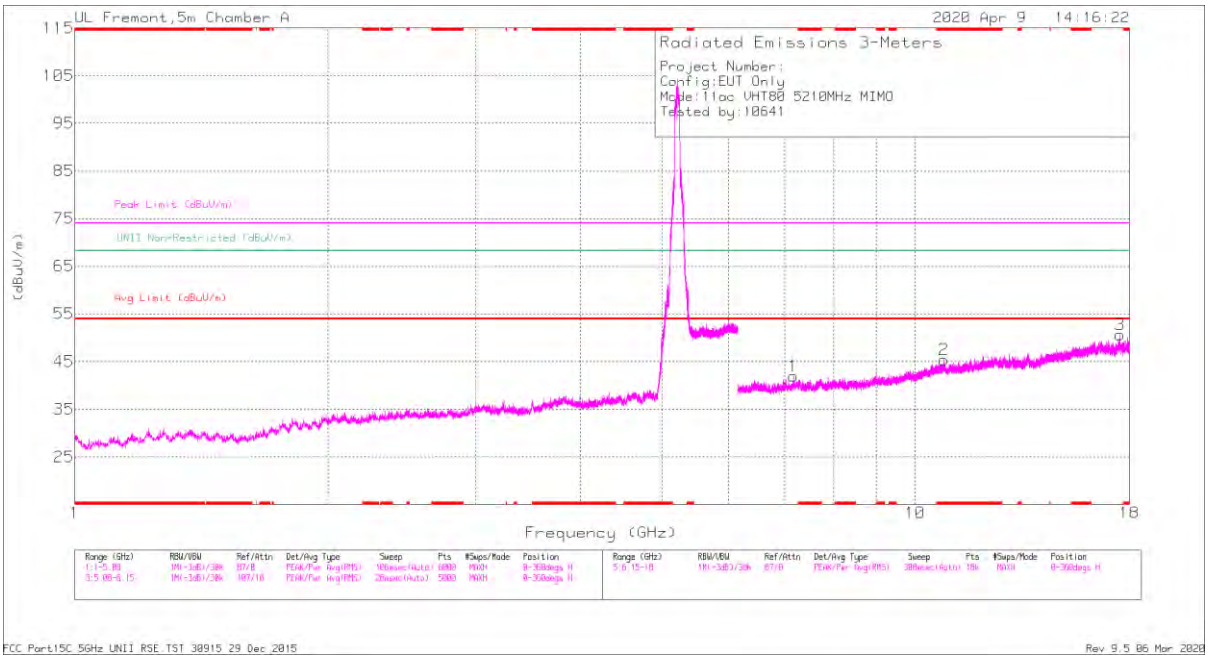

HORIZONTAL

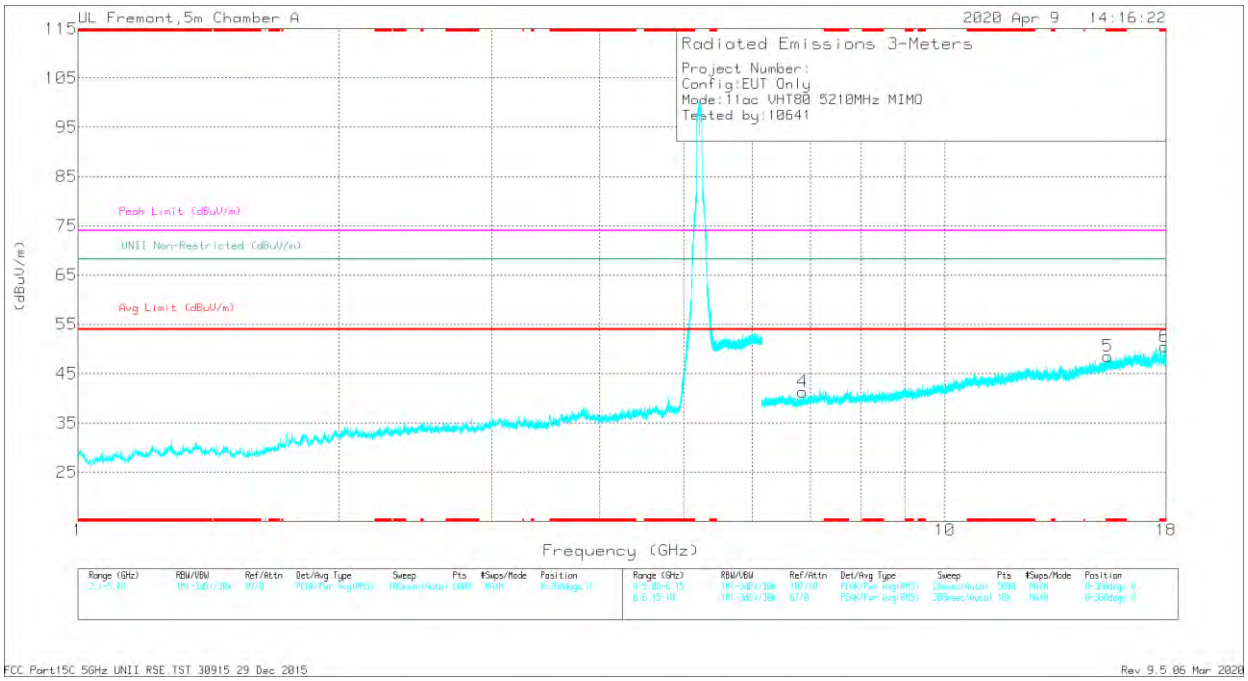

VERTICAL

UL VERIFICATION SERVICES INC.
47173 Benicia Street, Fremont, CA 94538; USA TEL:(510) 319-4000 FAX:(510) 661-0888

This report shall not be reproduced except in full, without the written approval of UL Verification Services Inc.

RADIATED EMISSIONS

Marker	Frequency (GHz)	Meter Reading (dBuV)	Det	AF T346 (dB/m)	Amp/Cbl/Fltr/Pad (dB)	DC Corr	Corrected Reading (dBuV/m)	Avg Limit (dBuV/m)	Margin (dB)	Peak Limit (dBuV/m)	PK Margin (dB)	UNII Non-Restricted (dBuV/m)	PK Margin (dB)	Azimuth (Degs)	Height (cm)	Polarity
2	* 10.8254	33.97	PK-U	37.9	-20.3		51.57	-	-	74	-22.43	-	-	136	170	H
	* 10.82475	22.76	ADR	37.9	-20.3	.33	40.69	54	-13.31	-	-	-	-	136	170	H
5	* 15.40851	35.21	PK-U	40.4	-20.1		55.51	-	-	74	-18.49	-	-	242	209	V
	* 15.40736	23.29	ADR	40.4	-20.1	.33	43.92	54	-10.08	-	-	-	-	242	209	V
6	* 17.92855	34.06	PK-U	41	-18.6		56.46	-	-	74	-17.54	-	-	231	224	V
	* 17.92539	23.21	ADR	41	-18.6	.33	45.94	54	-8.06	-	-	-	-	231	224	V
4	6.86263	36.75	PK-U	35.9	-25.3		47.35	-	-	-	-	68.2	-20.85	205	192	V
1	7.16904	35.89	PK-U	36	-24.2		47.69	-	-	-	-	68.2	-20.51	46	159	H
3	17.53162	34.39	PK-U	41.2	-18		57.59	-	-	-	-	68.2	-10.61	149	180	H

* - indicates frequency in CFR47 Pt 15 / IC RSS-Restricted Band
PK-U - U-NII: Maximum Peak
ADR - U-NII AD primary method, RMS average

UL VERIFICATION SERVICES INC.
47173 Benicia Street, Fremont, CA 94538; USA TEL:(510) 319-4000 FAX:(510) 661-0888
This report shall not be reproduced except in full, without the written approval of UL Verification Services Inc.

6.1.4. TX ABOVE 1 GHz 802.11ax HE20 MODE IN THE 5.2 GHz BAND

1TX ANTENNA 6 – 242 Tones, RU Index 61

BANDEDGE (LOW CHANNEL)

HORIZONTAL RESULT

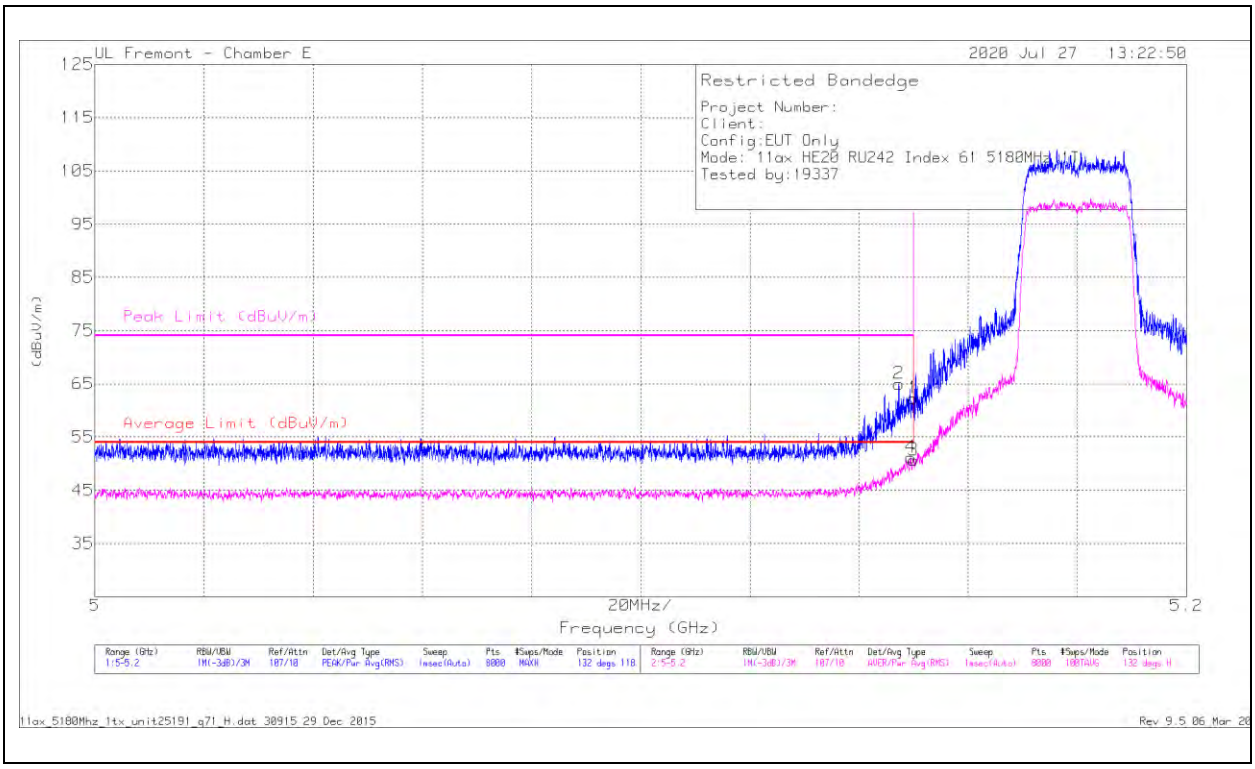

Marker	Frequency (GHz)	Meter Reading (dBuV)	Det	AF T712 (dB/m)	Amp/Cbl/Fltr/Pad (dB)	Corrected Reading (dBuV/m)	Average Limit (dBuV/m)	Margin (dB)	Peak Limit (dBuV/m)	PK Margin (dB)	Azimuth (Degs)	Height (cm)	Polarity
1	* 5.14999	50.3	Pk	34.3	-22.3	62.3	-	-	74	-11.7	132	118	H
2	* 5.14727	53.01	Pk	34.3	-22.3	65.01	-	-	74	-8.99	132	118	H
3	* 5.14999	38.67	RMS	34.3	-22.3	50.67	54	-3.33	-	-	132	118	H
4	* 5.14944	39.18	RMS	34.3	-22.3	51.18	54	-2.82	-	-	132	118	H

* - indicates frequency in CFR47 Pt 15 / IC RSS-Restricted Band
Pk - Peak detector
RMS - RMS detection

UL VERIFICATION SERVICES INC.
47173 Benicia Street, Fremont, CA 94538; USA TEL:(510) 319-4000 FAX:(510) 661-0888
This report shall not be reproduced except in full, without the written approval of UL Verification Services Inc.

VERTICAL RESULT

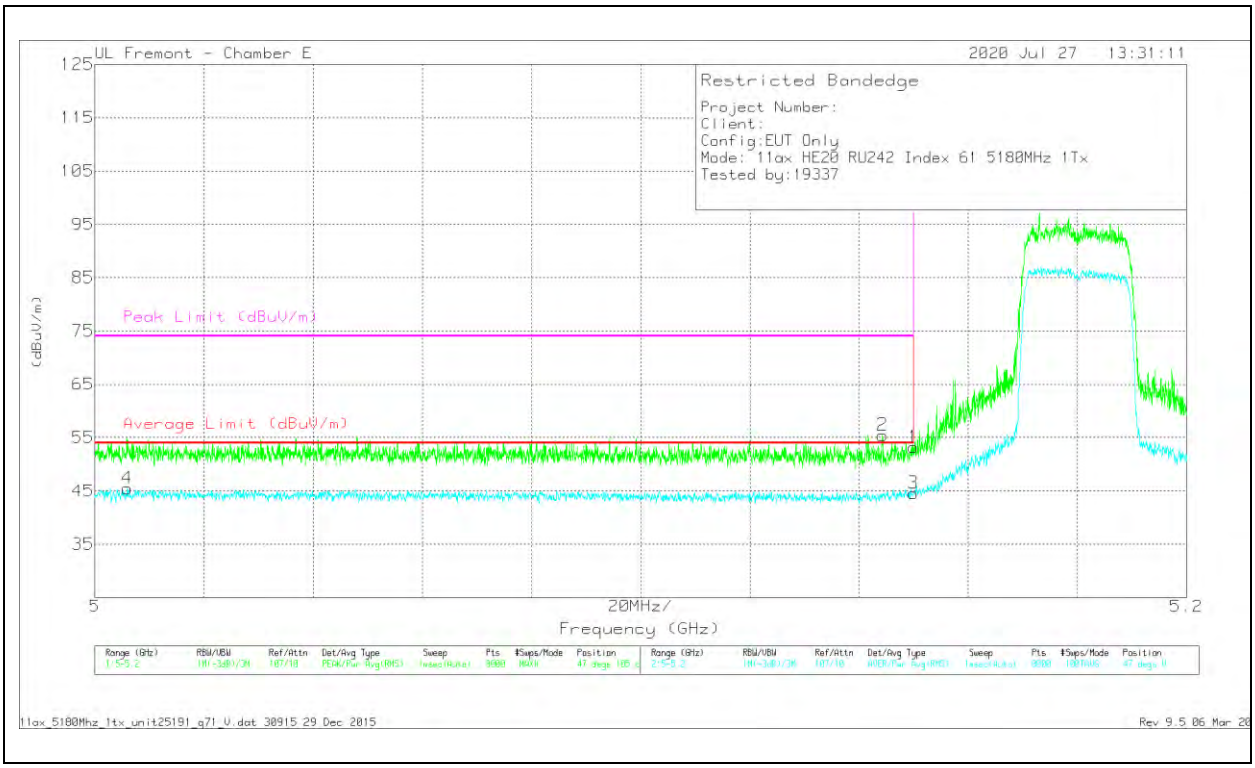

Marker	Frequency (GHz)	Meter Reading (dBuV)	Det	AF T712 (dB/m)	Amp/Cbl/Fltr/Pad (dB)	Corrected Reading (dBuV/m)	Average Limit (dBuV/m)	Margin (dB)	Peak Limit (dBuV/m)	PK Margin (dB)	Azimuth (Degs)	Height (cm)	Polarity
1	* 5.14999	41.21	Pk	34.3	-22.3	53.21	-	-	74	-20.79	47	105	V
2	* 5.14429	43.45	Pk	34.3	-22.3	55.45	-	-	74	-18.55	47	105	V
3	* 5.14999	32.56	RMS	34.3	-22.3	44.56	54	-9.44	-	-	47	105	V
4	* 5.00595	33.47	RMS	34.1	-22.1	45.47	54	-8.53	-	-	47	105	V

* - indicates frequency in CFR47 Pt 15 / IC RSS-Restricted Band
Pk - Peak detector
RMS - RMS detection

UL VERIFICATION SERVICES INC.
47173 Benicia Street, Fremont, CA 94538; USA TEL:(510) 319-4000 FAX:(510) 661-0888

This report shall not be reproduced except in full, without the written approval of UL Verification Services Inc.

1TX ANTENNA 6 – 26 Tones, RU Index 0

BANDEDGE (LOW CHANNEL)

HORIZONTAL RESULT

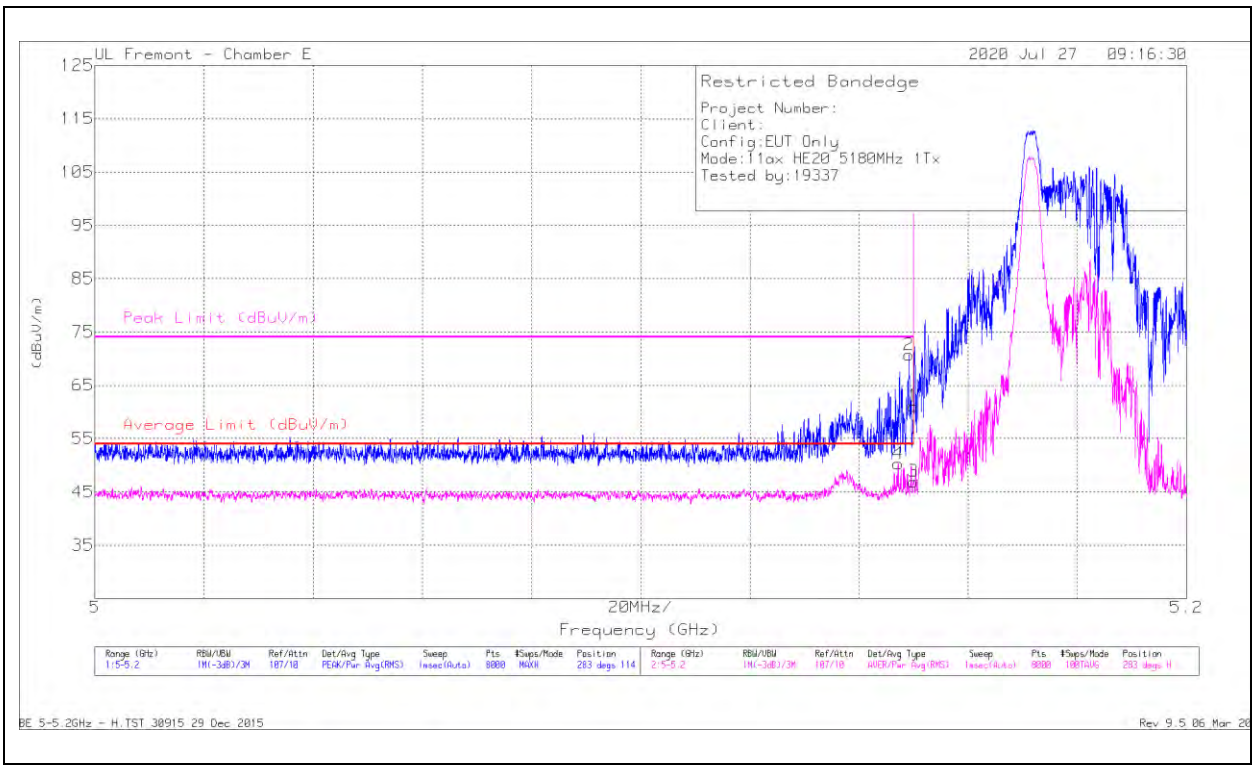

Marker	Frequency (GHz)	Meter Reading (dBuV)	Det	AF T712 (dB/m)	Amp/Cbl/Fltr/Pad (dB)	Corrected Reading (dBuV/m)	Average Limit (dBuV/m)	Margin (dB)	Peak Limit (dBuV/m)	PK Margin (dB)	Azimuth (Degs)	Height (cm)	Polarity
1	* 5.14999	49.09	Pk	34.3	-22.3	61.09	-	-	74	-12.91	283	114	H
2	* 5.14912	58.69	Pk	34.3	-22.3	70.69	-	-	74	-3.31	283	114	H
3	* 5.14999	34.92	RMS	34.3	-22.3	46.92	54	-7.08	-	-	283	114	H
4	* 5.14717	38.27	RMS	34.3	-22.3	50.27	54	-3.73	-	-	283	114	H

* - indicates frequency in CFR47 Pt 15 / IC RSS-Restricted Band
Pk - Peak detector
RMS - RMS detection

UL VERIFICATION SERVICES INC.
47173 Benicia Street, Fremont, CA 94538; USA TEL:(510) 319-4000 FAX:(510) 661-0888

This report shall not be reproduced except in full, without the written approval of UL Verification Services Inc.

VERTICAL RESULT

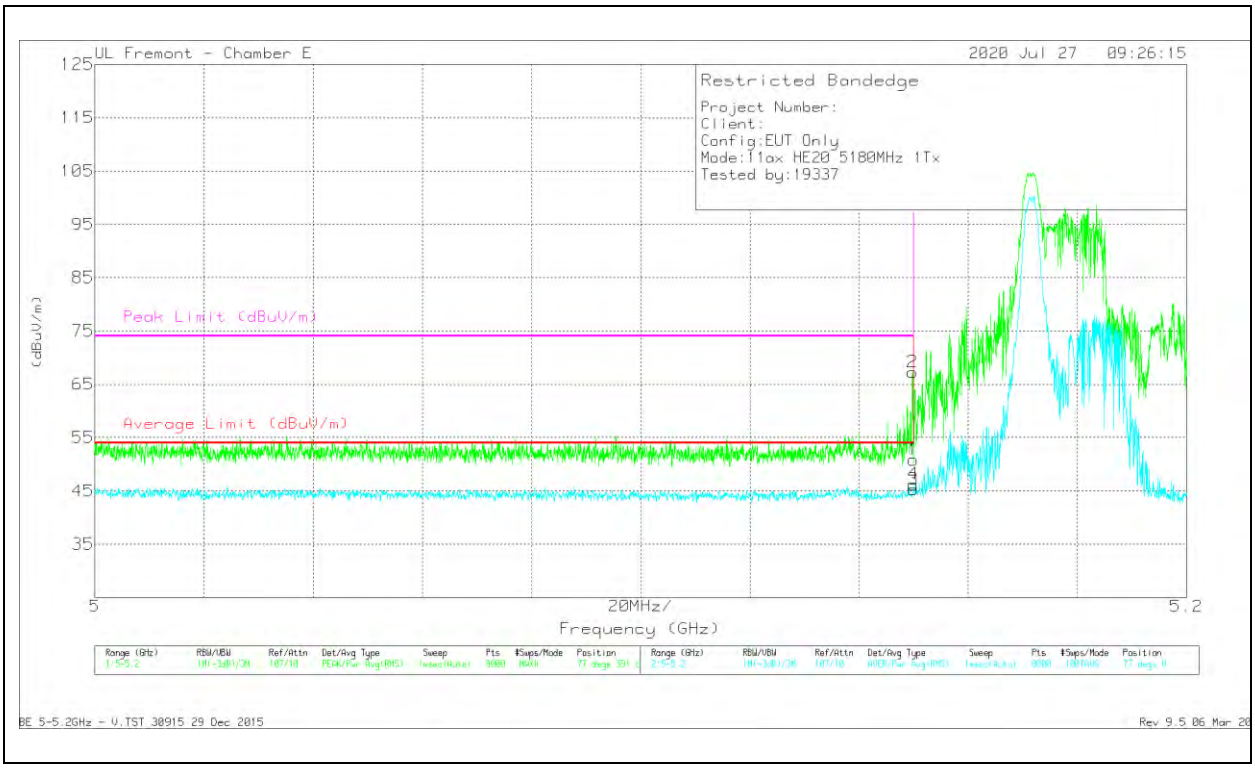

Marker	Frequency (GHz)	Meter Reading (dBuV)	Det	AF T712 (dB/m)	Amp/Cbl/Fltr/Pad (dB)	Corrected Reading (dBuV/m)	Average Limit (dBuV/m)	Margin (dB)	Peak Limit (dBuV/m)	PK Margin (dB)	Azimuth (Degs)	Height (cm)	Polarity
1	* 5.14999	38.85	Pk	34.3	-22.3	50.85	-	-	74	-23.15	77	391	V
2	* 5.14979	55.25	Pk	34.3	-22.3	67.25	-	-	74	-6.75	77	391	V
3	* 5.14999	33.24	RMS	34.3	-22.3	45.24	54	-8.76	-	-	77	391	V
4	* 5.14994	34.21	RMS	34.3	-22.3	46.21	54	-7.79	-	-	77	391	V

* - indicates frequency in CFR47 Pt 15 / IC RSS-Restricted Band
Pk - Peak detector
RMS - RMS detection

UL VERIFICATION SERVICES INC.
47173 Benicia Street, Fremont, CA 94538; USA TEL:(510) 319-4000 FAX:(510) 661-0888

This report shall not be reproduced except in full, without the written approval of UL Verification Services Inc.

1TX ANTENNA 5 – 242 Tones, RU Index 61

BANDEDGE (LOW CHANNEL)

HORIZONTAL RESULT

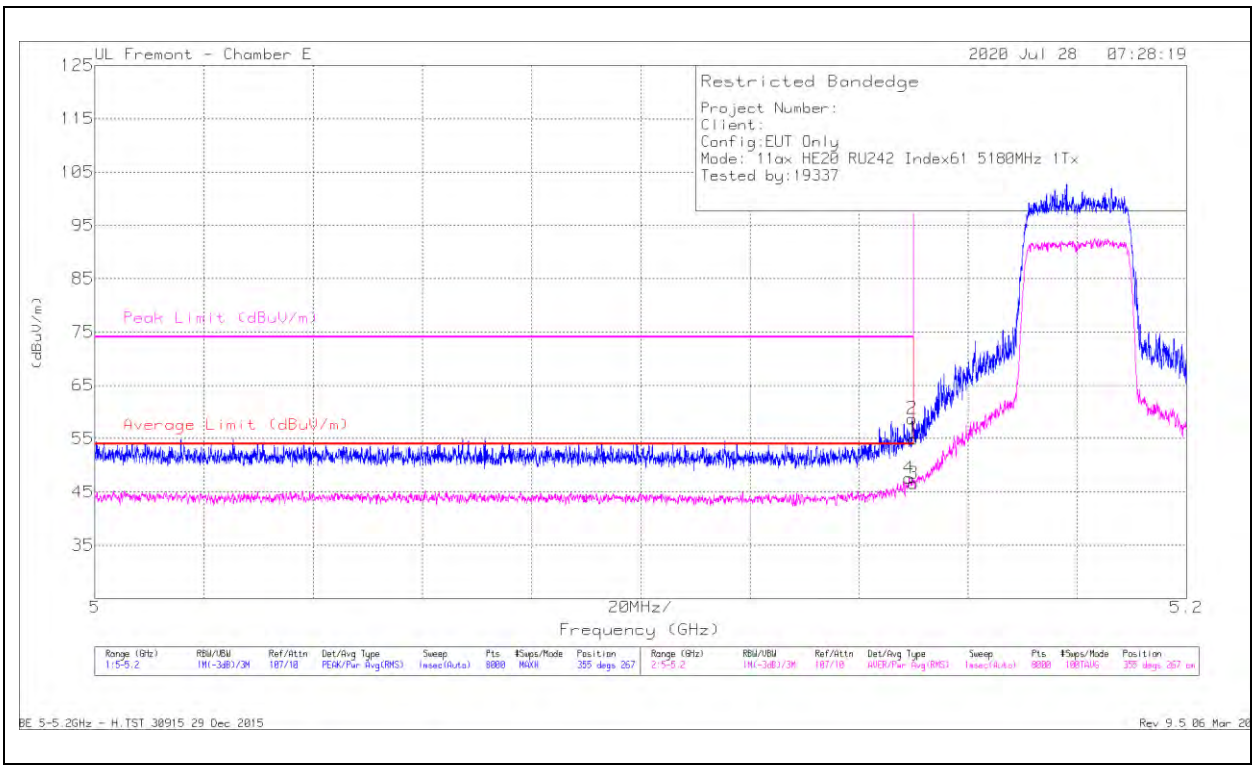

Marker	Frequency (GHz)	Meter Reading (dBuV)	Det	AF T712 (dB/m)	Amp/Cbl/Fltr/Pad (dB)	Corrected Reading (dBuV/m)	Average Limit (dBuV/m)	Margin (dB)	Peak Limit (dBuV/m)	PK Margin (dB)	Azimuth (Degs)	Height (cm)	Polarity
4	* 5.14917	35.58	RMS	34.3	-22.3	47.58	54	-6.42	-	-	355	267	H
2	* 5.14974	46.75	Pk	34.3	-22.3	58.75	-	-	74	-15.25	355	267	H
1	* 5.14999	42.97	Pk	34.3	-22.3	54.97	-	-	74	-19.03	355	267	H
3	* 5.14999	34.59	RMS	34.3	-22.3	46.59	54	-7.41	-	-	355	267	H

* - indicates frequency in CFR47 Pt 15 / IC RSS-Restricted Band
Pk - Peak detector
RMS - RMS detection

UL VERIFICATION SERVICES INC.
47173 Benicia Street, Fremont, CA 94538; USA TEL:(510) 319-4000 FAX:(510) 661-0888

This report shall not be reproduced except in full, without the written approval of UL Verification Services Inc.

VERTICAL RESULT

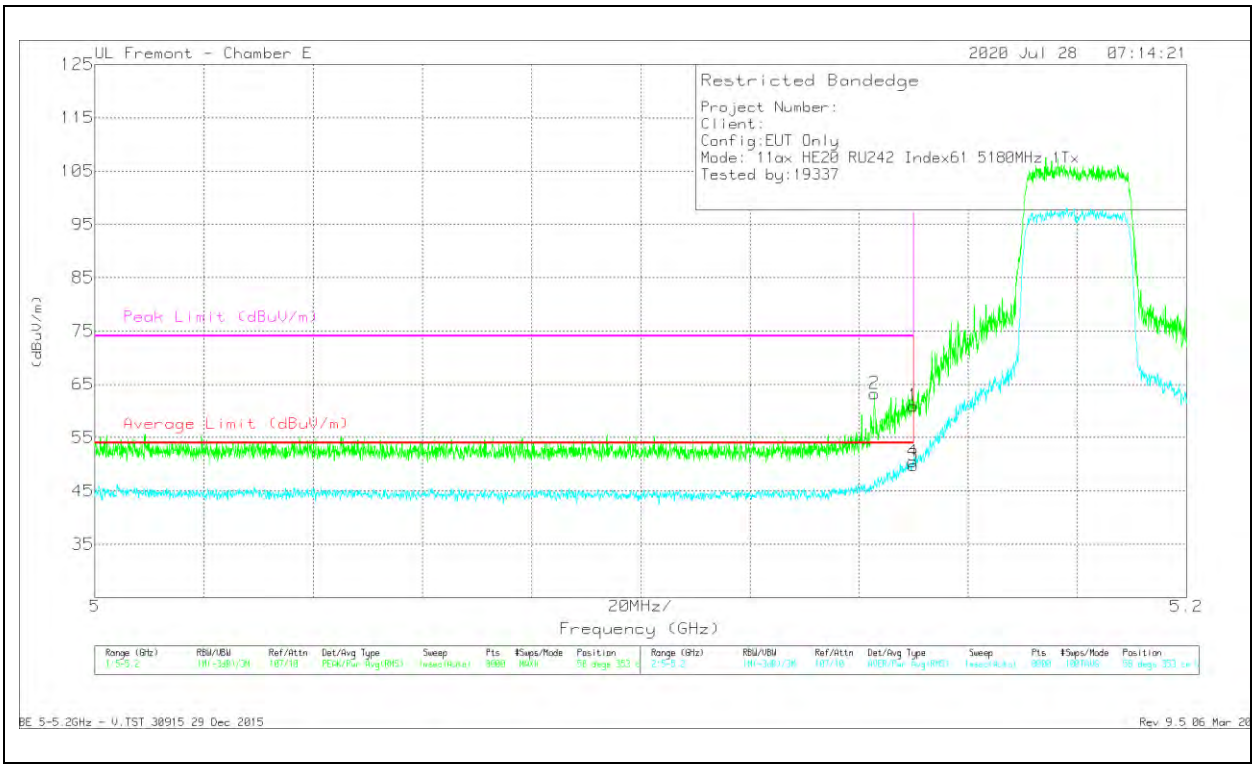

Marker	Frequency (GHz)	Meter Reading (dBuV)	Det	AF T712 (dB/m)	Amp/Cbl/Fltr/Pad (dB)	Corrected Reading (dBuV/m)	Average Limit (dBuV/m)	Margin (dB)	Peak Limit (dBuV/m)	PK Margin (dB)	Azimuth (Degs)	Height (cm)	Polarity
1	* 5.14999	48.94	Pk	34.3	-22.3	60.94	-	-	74	-13.06	58	353	V
2	* 5.14279	51.28	Pk	34.3	-22.3	63.28	-	-	74	-10.72	58	353	V
3	* 5.14999	37.78	RMS	34.3	-22.3	49.78	54	-4.22	-	-	58	353	V
4	* 5.14987	38.51	RMS	34.3	-22.3	50.51	54	-3.49	-	-	58	353	V

* - indicates frequency in CFR47 Pt 15 / IC RSS-Restricted Band
Pk - Peak detector
RMS - RMS detection

UL VERIFICATION SERVICES INC.
47173 Benicia Street, Fremont, CA 94538; USA TEL:(510) 319-4000 FAX:(510) 661-0888

This report shall not be reproduced except in full, without the written approval of UL Verification Services Inc.

1TX ANTENNA 5 – 26 Tones, RU Index 0

BANDEDGE (LOW CHANNEL)

HORIZONTAL RESULT

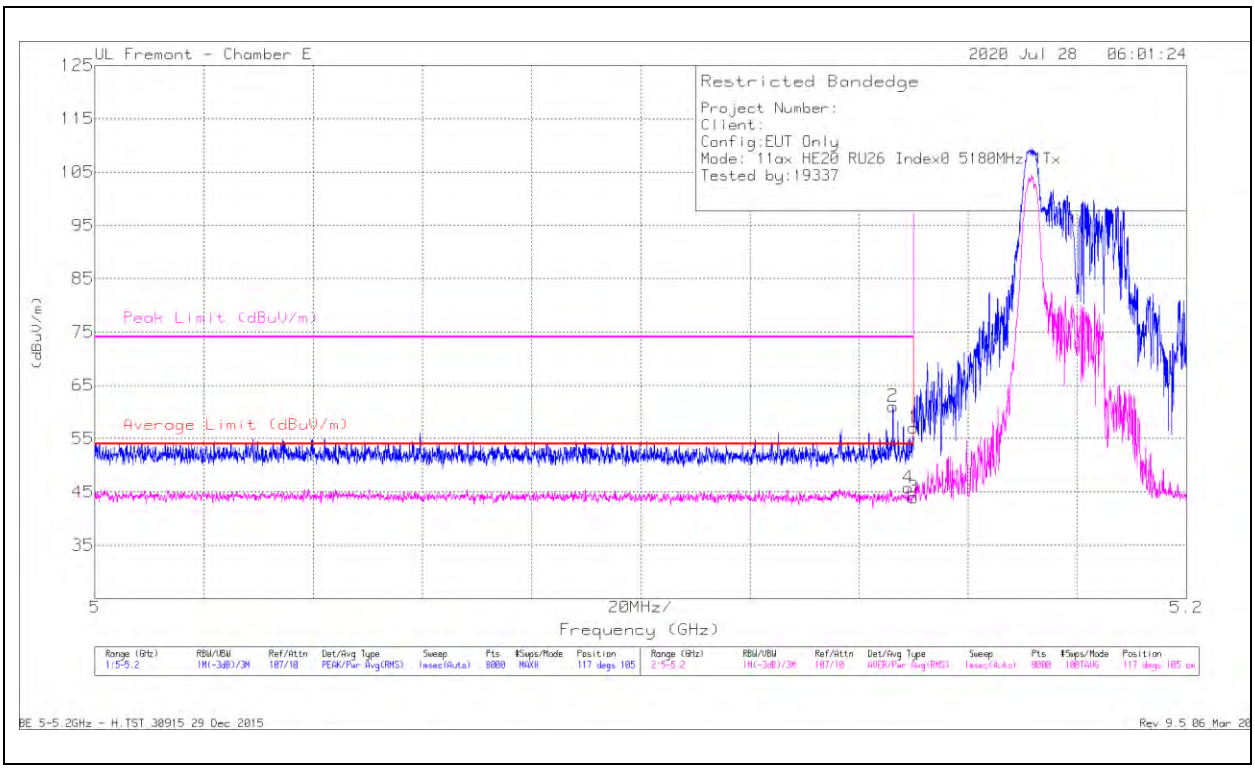

Marker	Frequency (GHz)	Meter Reading (dBuV)	Det	AF T712 (dB/m)	Amp/Cbl/Fltr/Pad (dB)	Corrected Reading (dBuV/m)	Average Limit (dBuV/m)	Margin (dB)	Peak Limit (dBuV/m)	PK Margin (dB)	Azimuth (Degs)	Height (cm)	Polarity
1	* 5.14999	45.02	Pk	34.3	-22.3	57.02	-	-	74	-16.98	117	105	H
2	* 5.14619	49.08	Pk	34.3	-22.3	61.08	-	-	74	-12.92	117	105	H
3	* 5.14999	32	RMS	34.3	-22.3	44	54	-10	-	-	117	105	H
4	* 5.14897	33.77	RMS	34.3	-22.3	45.77	54	-8.23	-	-	117	105	H

* - indicates frequency in CFR47 Pt 15 / IC RSS-Restricted Band
Pk - Peak detector
RMS - RMS detection

UL VERIFICATION SERVICES INC.
47173 Benicia Street, Fremont, CA 94538; USA TEL:(510) 319-4000 FAX:(510) 661-0888

This report shall not be reproduced except in full, without the written approval of UL Verification Services Inc.

VERTICAL RESULT

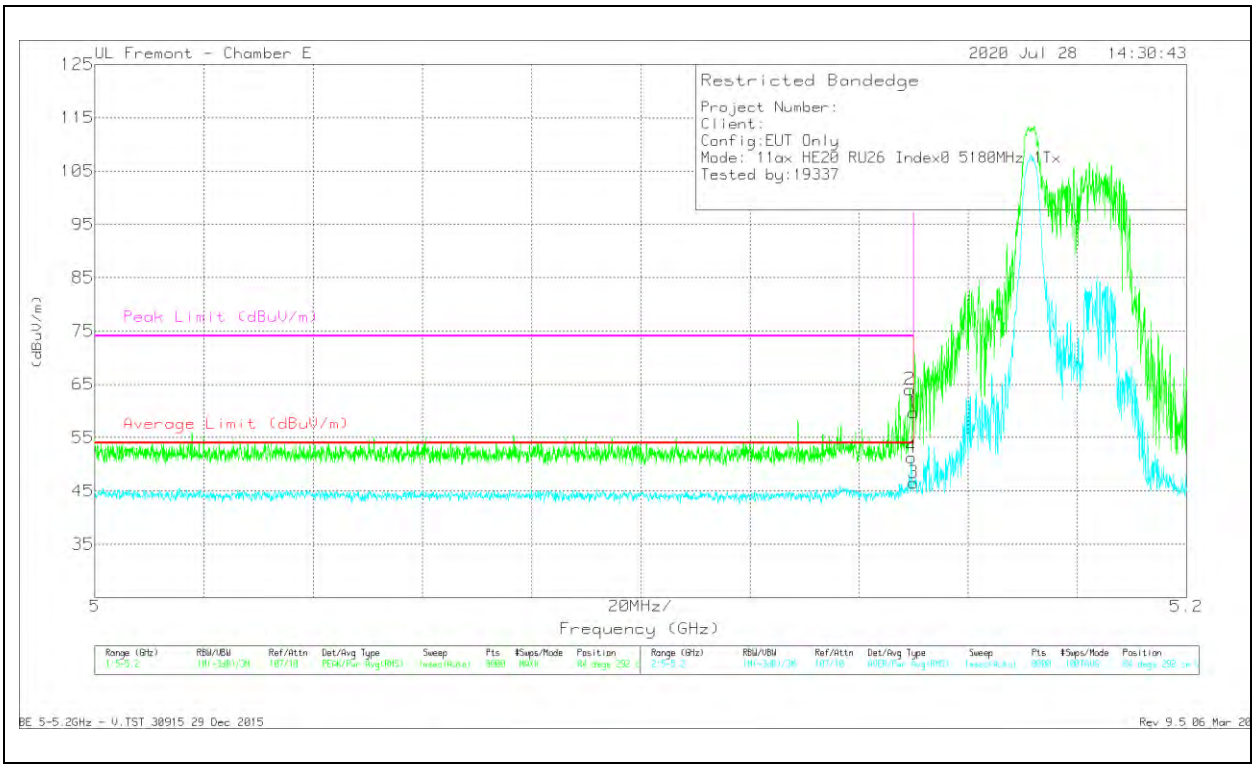

Marker	Frequency (GHz)	Meter Reading (dBuV)	Det	AF T712 (dB/m)	Amp/Cbl/Fltr/Pad (dB)	Corrected Reading (dBuV/m)	Average Limit (dBuV/m)	Margin (dB)	Peak Limit (dBuV/m)	PK Margin (dB)	Azimuth (Degs)	Height (cm)	Polarity
1	* 5.14999	47.69	Pk	34.3	-22.3	59.69	-	-	74	-14.31	84	292	V
2	* 5.14929	52.04	Pk	34.3	-22.3	64.04	-	-	74	-9.96	84	292	V
3	* 5.14999	34.54	RMS	34.3	-22.3	46.54	54	-7.46	-	-	84	292	V
4	* 5.14957	39.3	RMS	34.3	-22.3	51.3	54	-2.7	-	-	84	292	V

* - indicates frequency in CFR47 Pt 15 / IC RSS-Restricted Band
Pk - Peak detector
RMS - RMS detection

UL VERIFICATION SERVICES INC.
47173 Benicia Street, Fremont, CA 94538; USA TEL:(510) 319-4000 FAX:(510) 661-0888

This report shall not be reproduced except in full, without the written approval of UL Verification Services Inc.

2TX ANTENNA 6 + ANTENNA 5 OFDMA MODE – 242 Tones, RU Index 61

BANDEDGE (LOW CHANNEL)

HORIZONTAL RESULT

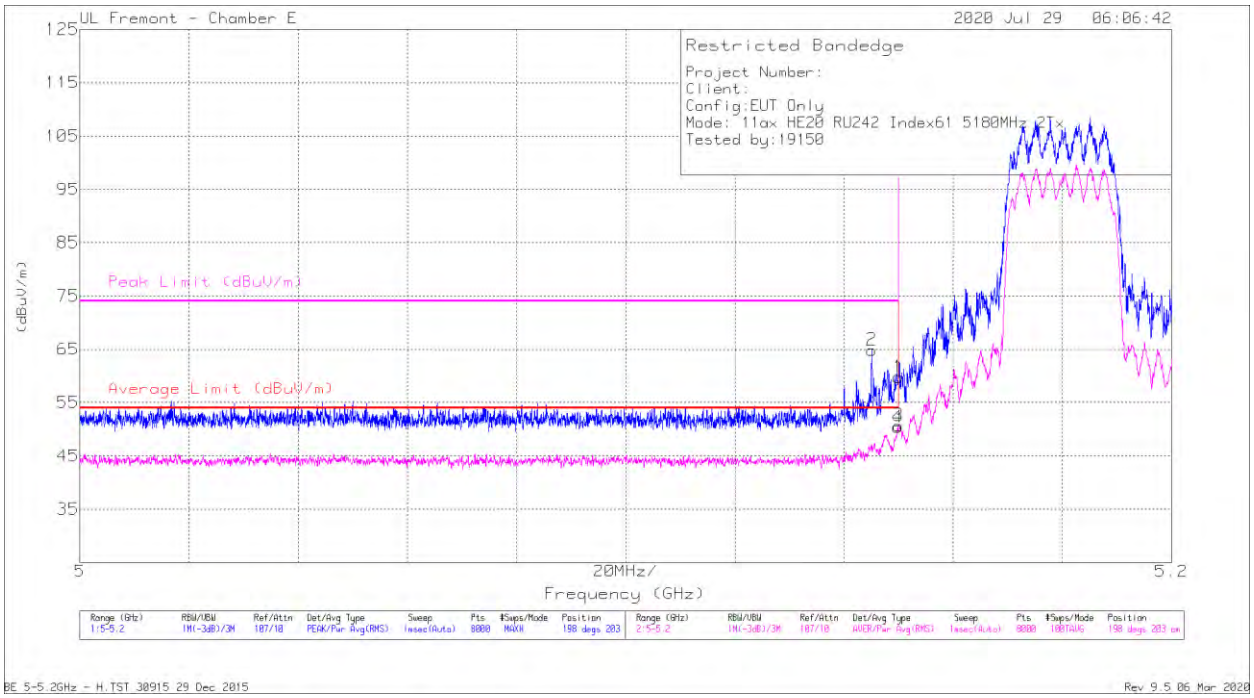

Marker	Frequency (GHz)	Meter Reading (dBuV)	Det	AF T712 (dB/m)	Amp/Cbl/Fltr/Pad (dB)	Corrected Reading (dBuV/m)	Average Limit (dBuV/m)	Margin (dB)	Peak Limit (dBuV/m)	PK Margin (dB)	Azimuth (Degs)	Height (cm)	Polarity
1	* 5.14999	47.78	Pk	34.3	-22.3	59.78	-	-	74	-14.22	198	203	H
2	* 5.14507	52.87	Pk	34.3	-22.3	64.87	-	-	74	-9.13	198	203	H
3	* 5.14999	38.66	RMS	34.3	-22.3	50.66	54	-3.34	-	-	198	203	H
4	* 5.14982	38.39	RMS	34.3	-22.3	50.39	54	-3.61	-	-	198	203	H

* - indicates frequency in CFR47 Pt 15 / IC RSS-Restricted Band
Pk - Peak detector
RMS - RMS detection

UL VERIFICATION SERVICES INC.
47173 Benicia Street, Fremont, CA 94538; USA TEL:(510) 319-4000 FAX:(510) 661-0888

This report shall not be reproduced except in full, without the written approval of UL Verification Services Inc.

VERTICAL RESULT

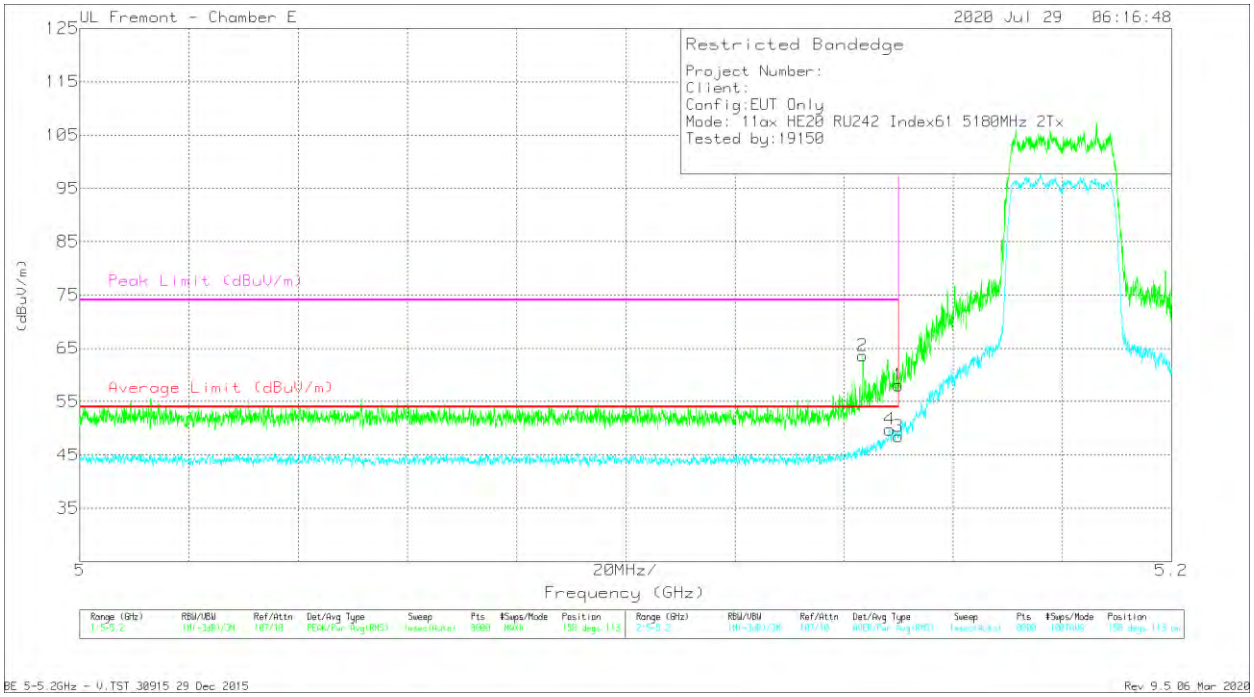

Marker	Frequency (GHz)	Meter Reading (dBuV)	Det	AF T712 (dB/m)	Amp/Cbl/Fltr/Pad (dB)	Corrected Reading (dBuV/m)	Average Limit (dBuV/m)	Margin (dB)	Peak Limit (dBuV/m)	PK Margin (dB)	Azimuth (Degs)	Height (cm)	Polarity
1	* 5.14999	46.06	Pk	34.3	-22.3	58.06	-	-	74	-15.94	158	113	V
2	* 5.14342	51.6	Pk	34.3	-22.3	63.6	-	-	74	-10.4	158	113	V
3	* 5.14999	36.44	RMS	34.3	-22.3	48.44	54	-5.56	-	-	158	113	V
4	* 5.14834	37.76	RMS	34.3	-22.3	49.76	54	-4.24	-	-	158	113	V

* - indicates frequency in CFR47 Pt 15 / IC RSS-Restricted Band
Pk - Peak detector
RMS - RMS detection

UL VERIFICATION SERVICES INC.
47173 Benicia Street, Fremont, CA 94538; USA TEL:(510) 319-4000 FAX:(510) 661-0888

This report shall not be reproduced except in full, without the written approval of UL Verification Services Inc.

HARMONICS AND SPURIOUS EMISSIONS

LOW CHANNEL RESULTS

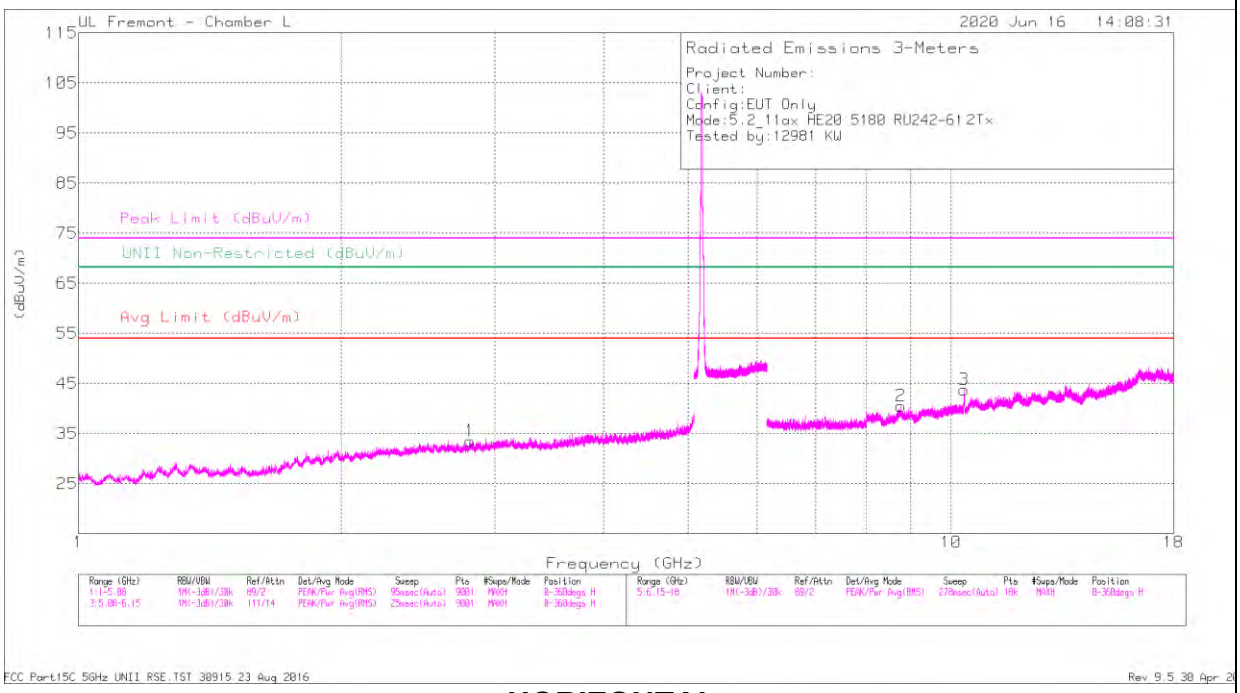

HORIZONTAL

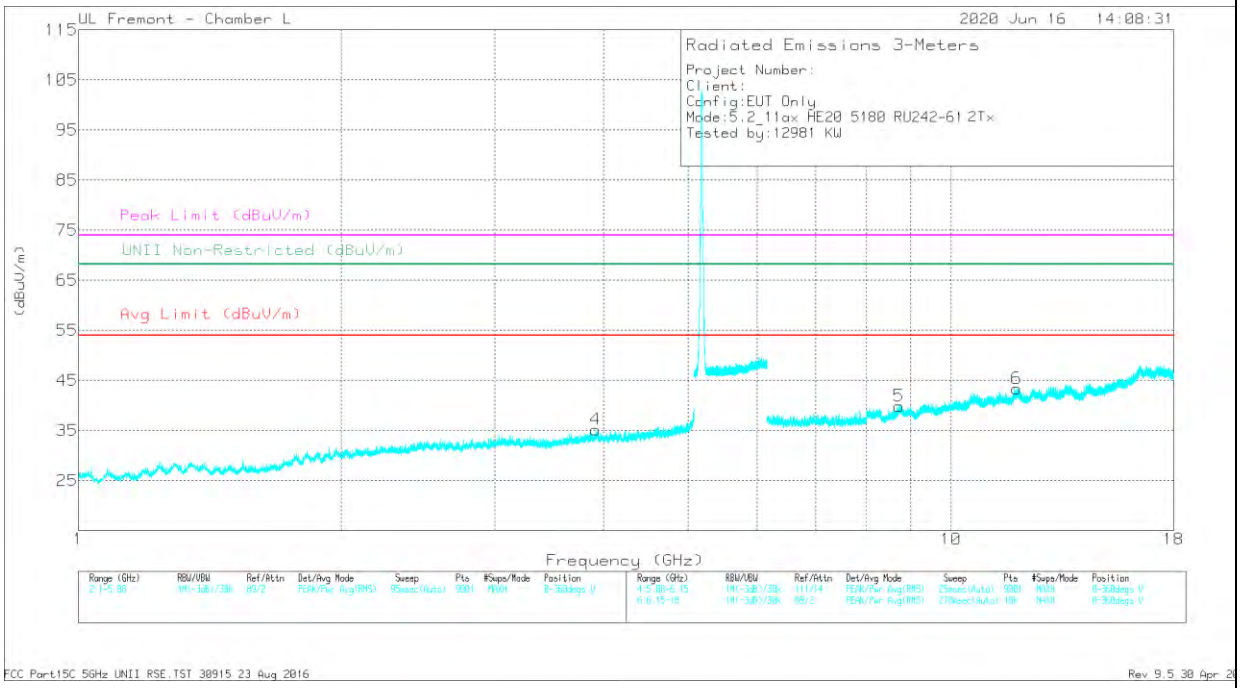

VERTICAL

UL VERIFICATION SERVICES INC.
47173 Benicia Street, Fremont, CA 94538; USA TEL:(510) 319-4000 FAX:(510) 661-0888

This report shall not be reproduced except in full, without the written approval of UL Verification Services Inc.

RADIATED EMISSIONS

Marker	Frequency (GHz)	Meter Reading (dBuV)	Det	AF 344 (dB/m)	Amp/Cbl/Fltr/Pad (dB)	Corrected Reading (dBuV/m)	Avg Limit (dBuV/m)	Margin (dB)	Peak Limit (dBuV/m)	PK Margin (dB)	UNII Non-Restricted (dBuV/m)	PK Margin (dB)	Azimuth (Degs)	Height (cm)	Polarity
1	* 2.813	38.29	PK-U	32.3	-29.6	40.99	-	-	74	-33.01	-	-	262	314	H
	* 2.81148	28.33	ADR	32.3	-29.6	31.03	54	-22.97	-	-	-	-	262	314	H
4	* 3.91608	36.48	PK-U	33.5	-27.4	42.58	-	-	74	-31.42	-	-	239	268	V
	* 3.91829	26.16	ADR	33.5	-27.5	32.16	54	-21.84	-	-	-	-	239	268	V
2	10.36293	35.76	PK-U	37.5	-20	53.26	-	-	-	-	68.2	-14.94	145	105	H
3	8.7606	32.05	PK-U	36	-20.5	47.55	-	-	-	-	68.2	-20.65	161	210	H
5	8.71015	31.58	PK-U	36	-20.8	46.78	-	-	-	-	68.2	-21.42	200	252	V
6	* 11.90392	30.89	PK-U	38.6	-19.7	49.79	-	-	74	-24.21	-	-	116	119	V
	* 11.90152	20.54	ADR	38.6	-19.7	39.44	54	-14.56	-	-	-	-	116	119	V

* - indicates frequency in CFR47 Pt 15 / IC RSS-Restricted Band
PK-U - U-NII: Maximum Peak
ADR - U-NII AD primary method, RMS average

UL VERIFICATION SERVICES INC.
47173 Benicia Street, Fremont, CA 94538; USA TEL:(510) 319-4000 FAX:(510) 661-0888
This report shall not be reproduced except in full, without the written approval of UL Verification Services Inc.

MID CHANNEL RESULTS

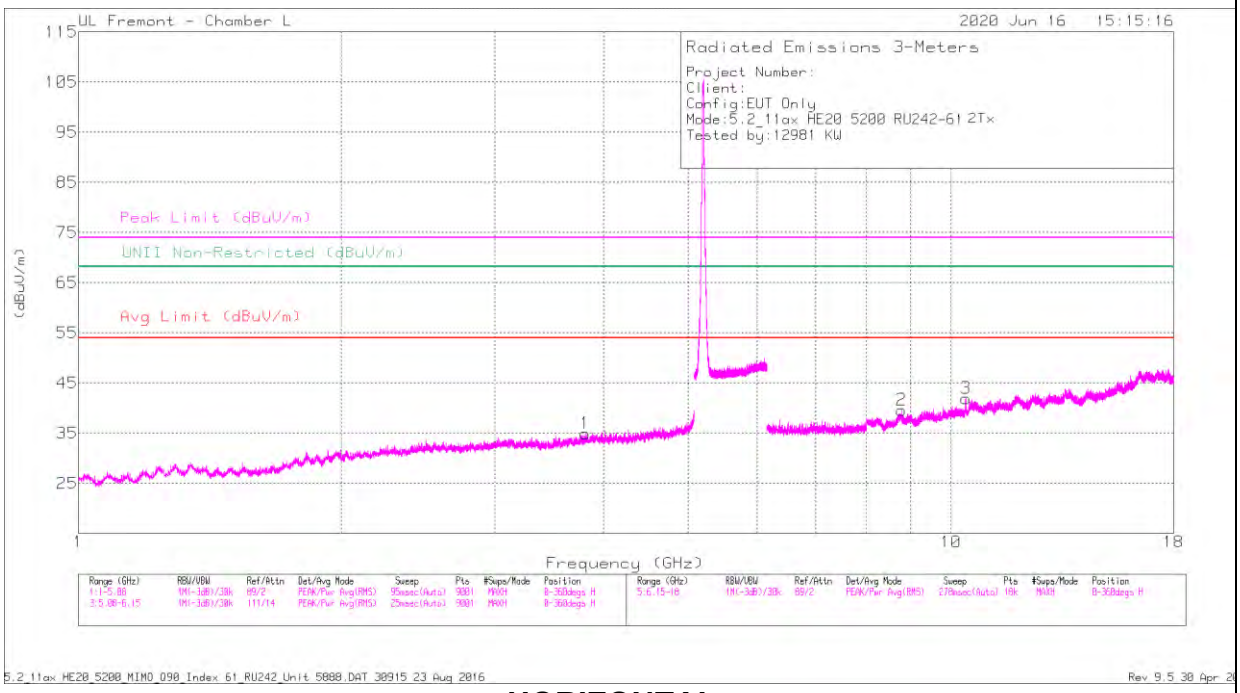

HORIZONTAL

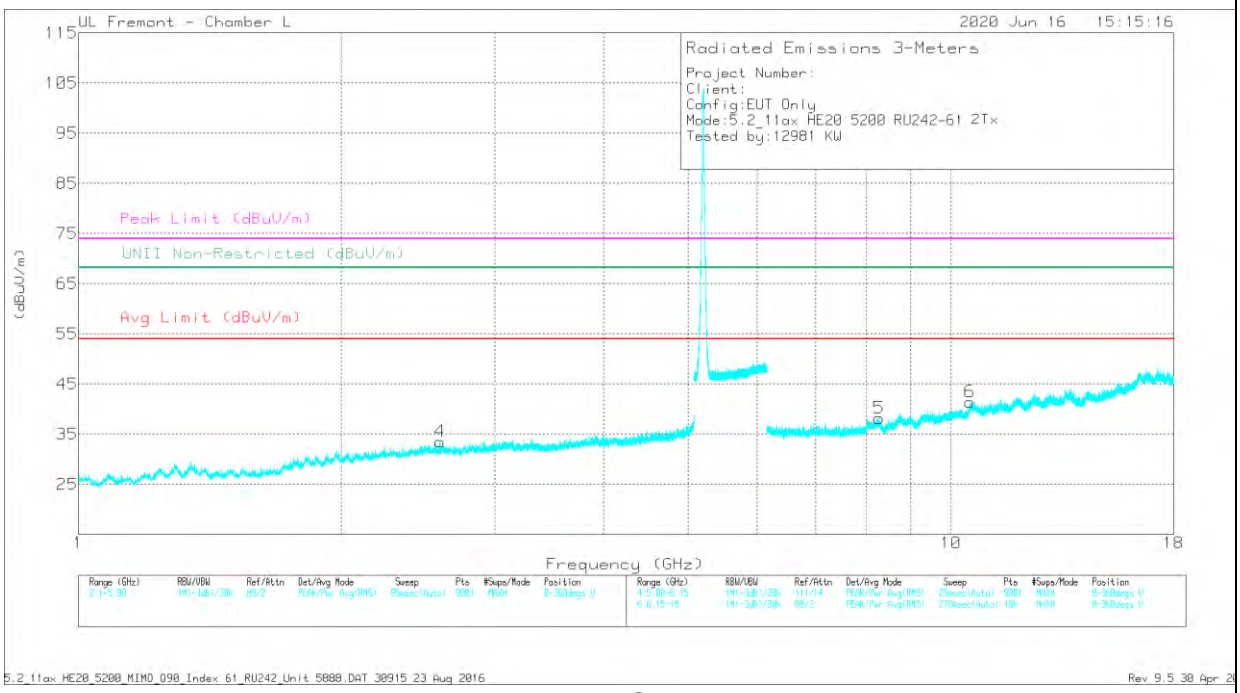

VERTICAL

UL VERIFICATION SERVICES INC.
47173 Benicia Street, Fremont, CA 94538; USA TEL:(510) 319-4000 FAX:(510) 661-0888

This report shall not be reproduced except in full, without the written approval of UL Verification Services Inc.

RADIATED EMISSIONS

Marker	Frequency (GHz)	Meter Reading (dBuV)	Det	AF 344 (dB/m)	Amp/Cbl/Fltr/Pad (dB)	Corrected Reading (dBuV/m)	Avg Limit (dBuV/m)	Margin (dB)	Peak Limit (dBuV/m)	PK Margin (dB)	UNII Non-Restricted (dBuV/m)	PK Margin (dB)	Azimuth (Degs)	Height (cm)	Polarity
1	* 3.81274	37.22	PK-U	33.6	-29	41.82	-	-	74	-32.18	-	-	300	245	H
	* 3.81232	27.44	ADR	33.6	-29	32.04	54	-21.96	-	-	-	-	300	245	H
4	2.5989	37.29	PK-U	32.3	-30.3	39.29	-	-	-	-	68.2	-28.91	212	197	V
2	8.77992	31.35	PK-U	36	-20.6	46.75	-	-	-	-	68.2	-21.45	107	167	H
3	10.39665	32.19	PK-U	37.6	-19.7	50.09	-	-	-	-	68.2	-18.11	141	181	H
5	* 8.27393	31.1	PK-U	35.8	-21.4	45.5	-	-	74	-28.5	-	-	179	193	V
	* 8.27556	20.17	ADR	35.8	-21.4	34.57	54	-19.43	-	-	-	-	179	193	V
6	10.52163	30.37	PK-U	37.7	-19.4	48.67	-	-	-	-	68.2	-19.53	259	144	V

* - indicates frequency in CFR47 Pt 15 / IC RSS-Restricted Band
PK-U - U-NII: Maximum Peak
ADR - U-NII AD primary method, RMS average

UL VERIFICATION SERVICES INC.
47173 Benicia Street, Fremont, CA 94538; USA TEL:(510) 319-4000 FAX:(510) 661-0888

This report shall not be reproduced except in full, without the written approval of UL Verification Services Inc.

HIGH CHANNEL RESULTS

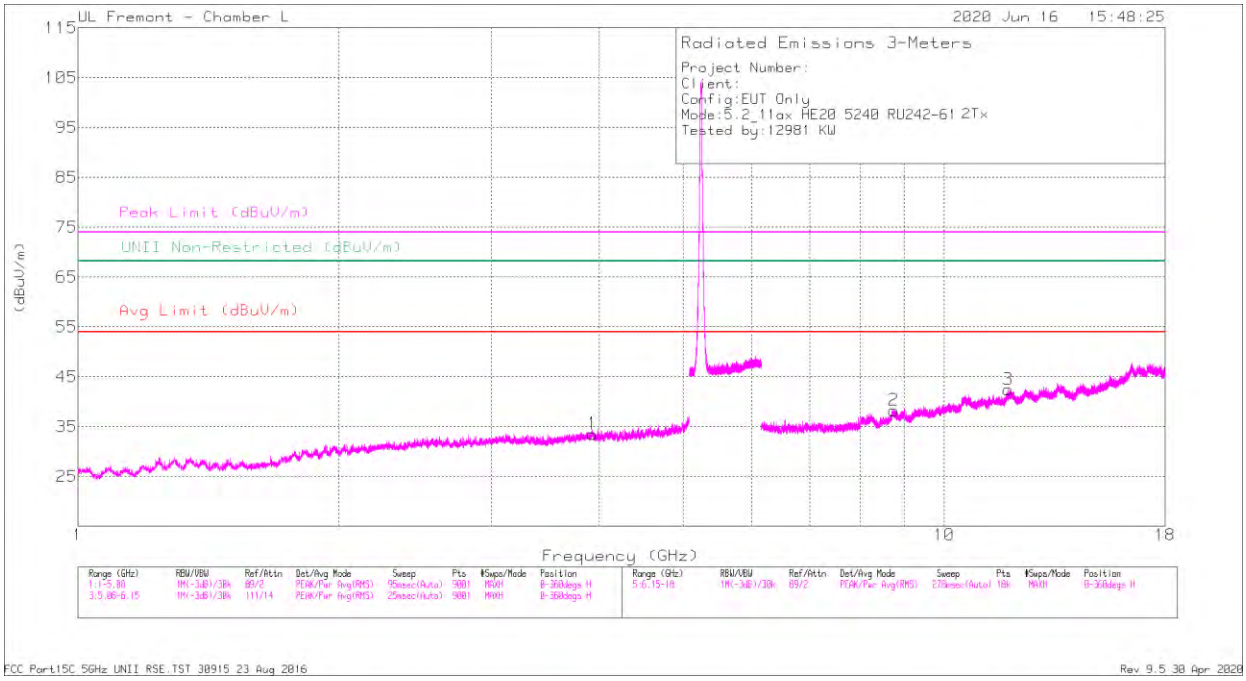

HORIZONTAL

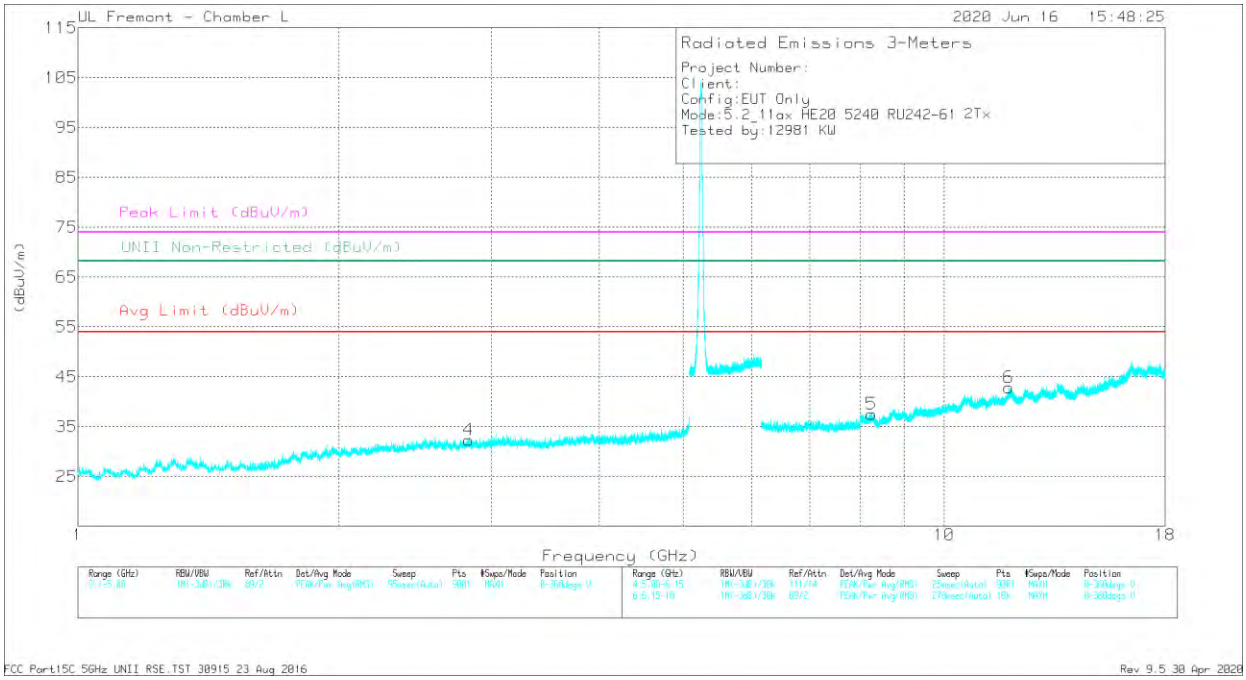

VERTICAL

UL VERIFICATION SERVICES INC.
47173 Benicia Street, Fremont, CA 94538; USA TEL:(510) 319-4000 FAX:(510) 661-0888

This report shall not be reproduced except in full, without the written approval of UL Verification Services Inc.

RADIATED EMISSIONS

Marker	Frequency (GHz)	Meter Reading (dBuV)	Det	AF 344 (dB/m)	Amp/Cbl/Fltr/Pad (dB)	Corrected Reading (dBuV/m)	Avg Limit (dBuV/m)	Margin (dB)	Peak Limit (dBuV/m)	PK Margin (dB)	UNII Non-Restricted (dBuV/m)	PK Margin (dB)	Azimuth (Degs)	Height (cm)	Polarity
1	* 3.92914	35.9	PK-U	33.5	-27.7	41.7	-	-	74	-32.3	-	-	256	129	H
	* 3.93202	25.34	ADR	33.5	-27.8	31.04	54	-22.96	-	-	-	-	256	129	H
4	* 2.8232	37.28	PK-U	32.3	-29.5	40.08	-	-	74	-33.92	-	-	347	206	V
	* 2.82331	27.4	ADR	32.3	-29.5	30.2	54	-23.8	-	-	-	-	347	206	V
2	8.75645	30.89	PK-U	36	-20.6	46.29	-	-	-	-	68.2	-21.91	273	169	H
3	* 11.85549	30.64	PK-U	38.5	-19.9	49.24	-	-	74	-24.76	-	-	176	191	H
	* 11.85481	20.11	ADR	38.5	-19.9	38.71	54	-15.29	-	-	-	-	176	191	H
5	* 8.24477	30.83	PK-U	35.7	-21.5	45.03	-	-	74	-28.97	-	-	71	134	V
	* 8.24802	20.89	ADR	35.8	-21.5	35.19	54	-18.81	-	-	-	-	71	134	V
6	* 11.88729	31.55	PK-U	38.5	-19.8	50.25	-	-	74	-23.75	-	-	99	182	V
	* 11.88392	20.69	ADR	38.5	-19.8	39.39	54	-14.61	-	-	-	-	99	182	V

* - indicates frequency in CFR47 Pt 15 / IC RSS-Restricted Band
PK-U - U-NII: Maximum Peak
ADR - U-NII AD primary method, RMS average

UL VERIFICATION SERVICES INC.
47173 Benicia Street, Fremont, CA 94538; USA TEL:(510) 319-4000 FAX:(510) 661-0888
This report shall not be reproduced except in full, without the written approval of UL Verification Services Inc.

2TX ANTENNA 6 + ANTENNA 5 OFDMA MODE – 26 Tones, RU Index 0

BANDEDGE (LOW CHANNEL)

HORIZONTAL RESULT

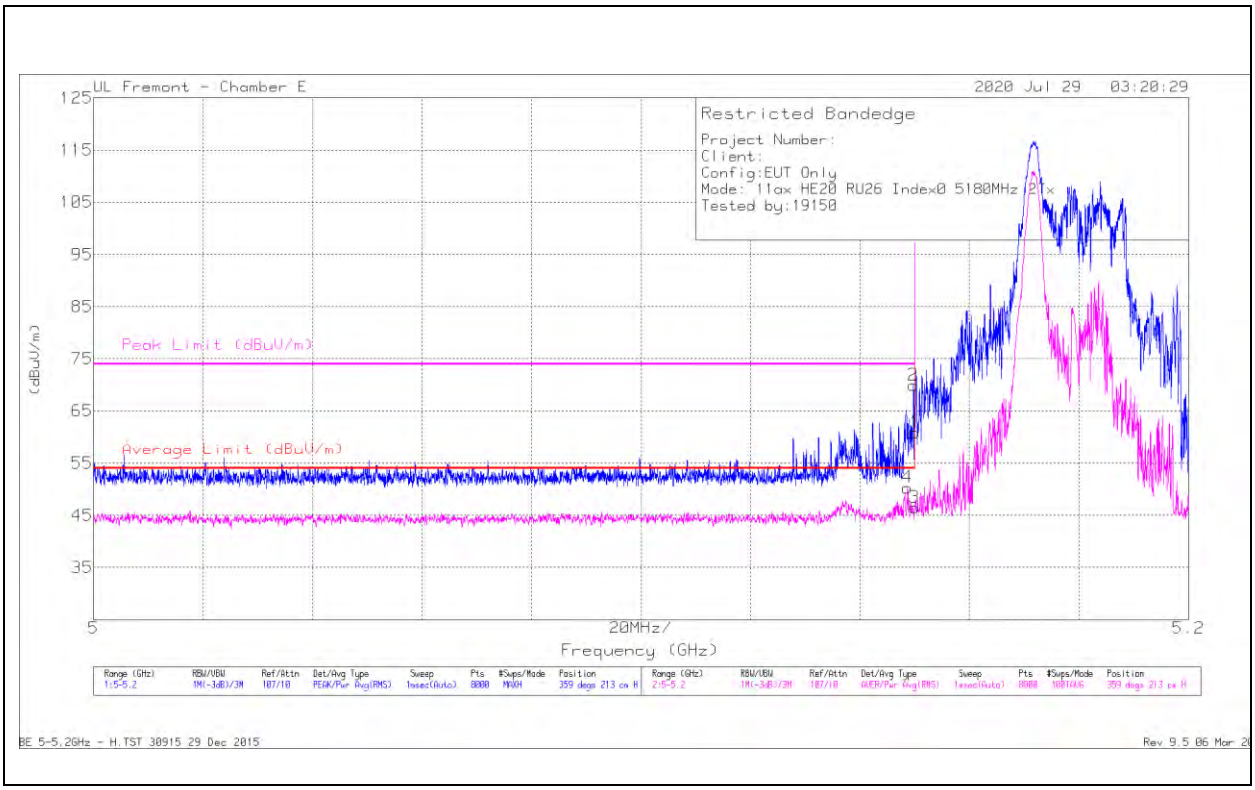

Marker	Frequency (GHz)	Meter Reading (dBuV)	Det	AF T712 (dB/m)	Amp/Cbl/Fltr/Pad (dB)	Corrected Reading (dBuV/m)	Average Limit (dBuV/m)	Margin (dB)	Peak Limit (dBuV/m)	PK Margin (dB)	Azimuth (Degs)	Height (cm)	Polarity
1	* 5.14999	48.85	Pk	34.3	-22.3	60.85	-	-	74	-13.15	359	213	H
2	* 5.14974	57.92	Pk	34.3	-22.3	69.92	-	-	74	-4.08	359	213	H
3	* 5.14999	34.48	RMS	34.3	-22.3	46.48	54	-7.52	-	-	359	213	H
4	* 5.14869	38.32	RMS	34.3	-22.3	50.32	54	-3.68	-	-	359	213	H

* - indicates frequency in CFR47 Pt 15 / IC RSS-Restricted Band
Pk - Peak detector
RMS - RMS detection

UL VERIFICATION SERVICES INC.
47173 Benicia Street, Fremont, CA 94538; USA TEL:(510) 319-4000 FAX:(510) 661-0888

This report shall not be reproduced except in full, without the written approval of UL Verification Services Inc.

VERTICAL RESULT

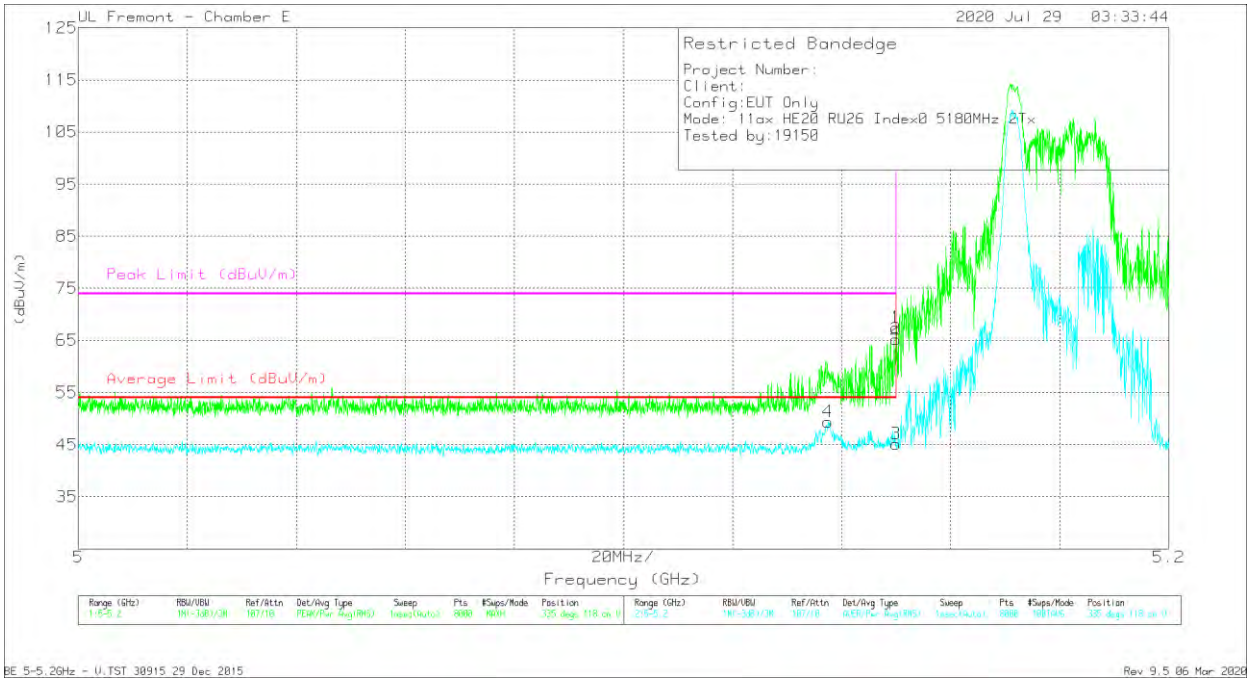

Marker	Frequency (GHz)	Meter Reading (dBuV)	Det	AF T712 (dB/m)	Amp/Cbl/Fltr/Pad (dB)	Corrected Reading (dBuV/m)	Average Limit (dBuV/m)	Margin (dB)	Peak Limit (dBuV/m)	PK Margin (dB)	Azimuth (Degs)	Height (cm)	Polarity
1	* 5.14999	55.51	Pk	34.3	-22.3	67.51	-	-	74	-6.49	335	118	V
2	* 5.14997	53.26	Pk	34.3	-22.3	65.26	-	-	74	-8.74	335	118	V
3	* 5.14999	33.1	RMS	34.3	-22.3	45.1	54	-8.9	-	-	335	118	V
4	* 5.13754	37.3	RMS	34.4	-22.3	49.4	54	-4.6	-	-	335	118	V

* - indicates frequency in CFR47 Pt 15 / IC RSS-Restricted Band
Pk - Peak detector
RMS - RMS detection

UL VERIFICATION SERVICES INC.
47173 Benicia Street, Fremont, CA 94538; USA TEL:(510) 319-4000 FAX:(510) 661-0888

This report shall not be reproduced except in full, without the written approval of UL Verification Services Inc.

HARMONICS AND SPURIOUS EMISSIONS

LOW CHANNEL RESULTS

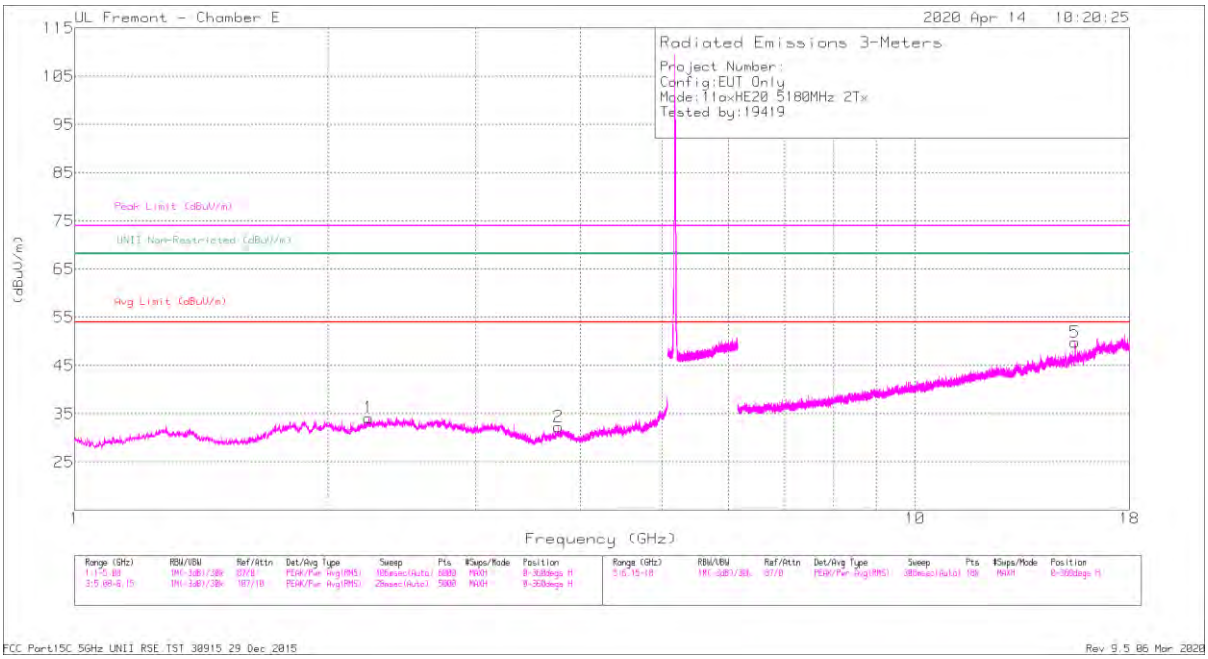

HORIZONTAL

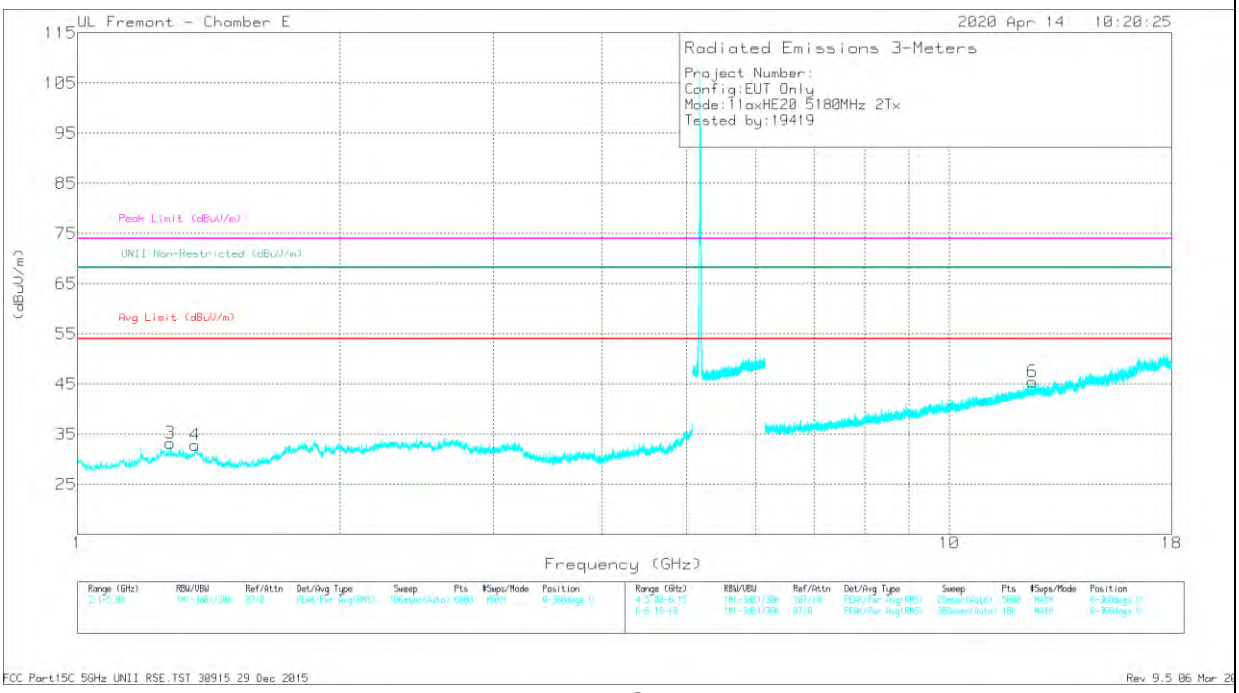

VERTICAL

UL VERIFICATION SERVICES INC.
47173 Benicia Street, Fremont, CA 94538; USA TEL:(510) 319-4000 FAX:(510) 661-0888

This report shall not be reproduced except in full, without the written approval of UL Verification Services Inc.

RADIATED EMISSIONS

Marker	Frequency (GHz)	Meter Reading (dBuV)	Det	AF T712 (dB/m)	Amp/Cbl/Fltr/Pad (dB)	Corrected Reading (dBuV/m)	Avg Limit (dBuV/m)	Margin (dB)	Peak Limit (dBuV/m)	PK Margin (dB)	Azimuth (Degs)	Height (cm)	Polarity
1	* 2.24014	45.03	PK-U	31.8	-35.5	41.33	-	-	74	-32.67	279	356	H
	* 2.2365	32.77	ADR	31.8	-35.5	29.07	54	-24.93	-	-	279	356	H
2	* 3.76247	42.18	PK-U	33.5	-32.8	42.88	-	-	74	-31.12	317	375	H
	* 3.76237	30.56	ADR	33.5	-32.8	31.26	54	-22.74	-	-	317	375	H
3	* 1.28009	44.43	PK-U	29.7	-34.9	39.23	-	-	74	-34.77	349	130	V
	* 1.27876	32.64	ADR	29.7	-34.9	27.44	54	-26.56	-	-	349	130	V
4	* 1.3657	44.52	PK-U	29.8	-35.3	39.02	-	-	74	-34.98	295	291	V
	* 1.36642	32.56	ADR	29.8	-35.3	27.06	54	-26.94	-	-	295	291	V
5	* 15.51374	41.33	PK-U	40.3	-21.2	60.43	-	-	74	-13.57	32	149	H
	* 15.51519	27.25	ADR	40.3	-21.3	46.25	54	-7.75	-	-	32	149	H
6	* 12.46104	35.47	PK-U	39	-23.3	51.17	-	-	74	-22.83	242	149	V
	* 12.4606	23.91	ADR	39	-23.3	39.61	54	-14.39	-	-	242	149	V

* - indicates frequency in CFR47 Pt 15 / IC RSS-Restricted Band
PK-U - U-NII: Maximum Peak
ADR - U-NII AD primary method, RMS average

UL VERIFICATION SERVICES INC.
47173 Benicia Street, Fremont, CA 94538; USA TEL:(510) 319-4000 FAX:(510) 661-0888
This report shall not be reproduced except in full, without the written approval of UL Verification Services Inc.

MID CHANNEL RESULTS

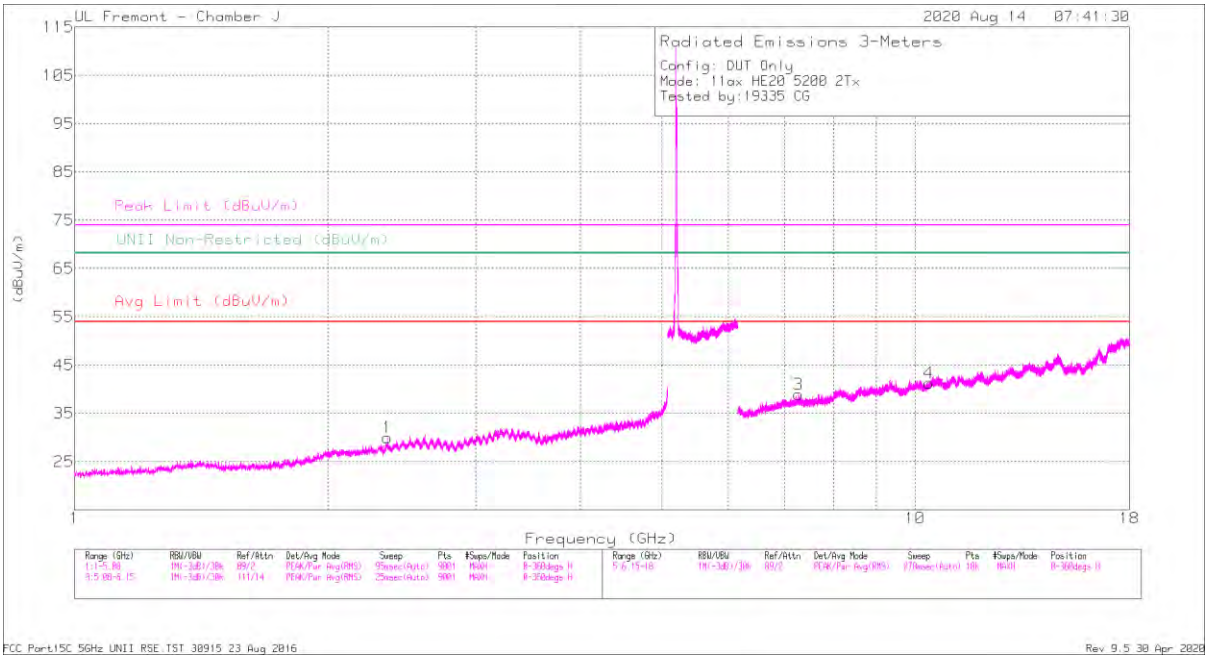

HORIZONTAL

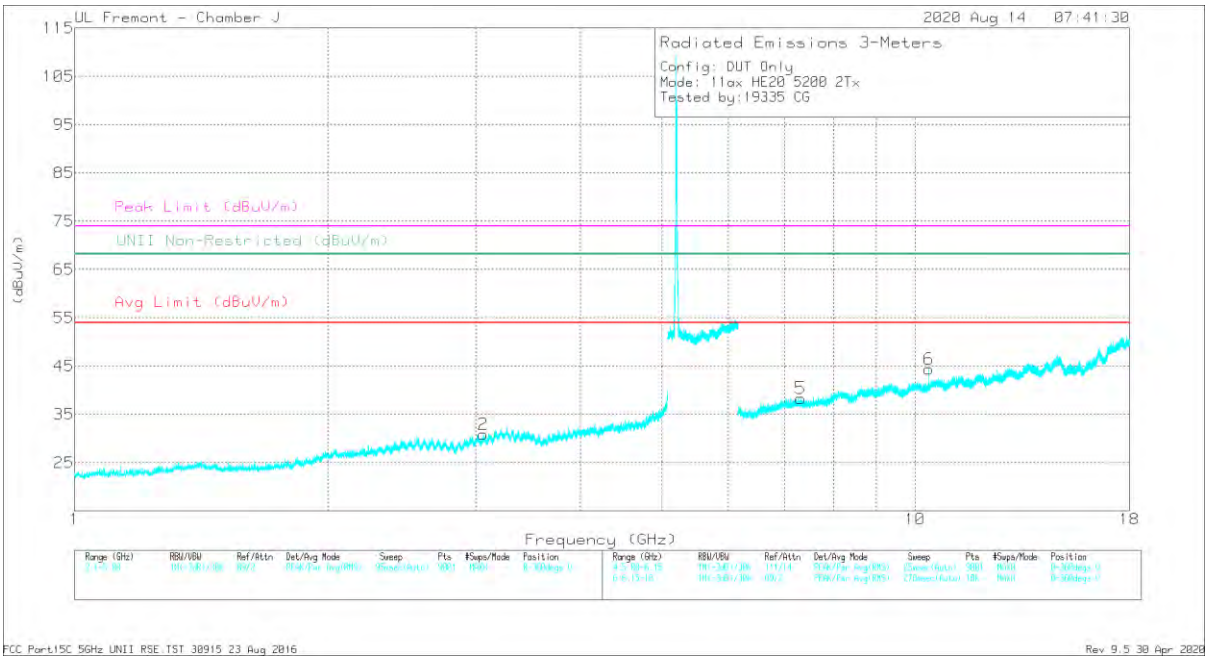

VERTICAL

UL VERIFICATION SERVICES INC.
47173 Benicia Street, Fremont, CA 94538; USA TEL:(510) 319-4000 FAX:(510) 661-0888

This report shall not be reproduced except in full, without the written approval of UL Verification Services Inc.

RADIATED EMISSIONS

Marker	Frequency (GHz)	Meter Reading (dBuV)	Det	AF T963 (dB/m)	Amp/Cbl/Fltr/Pad (dB)	Corrected Reading (dBuV/m)	Avg Limit (dBuV/m)	Margin (dB)	Peak Limit (dBuV/m)	PK Margin (dB)	UNII Non-Restricted (dBuV/m)	PK Margin (dB)	Azimuth (Degs)	Height (cm)	Polarity
1	* 2.35514	42.71	PK-U	29	-35.2	36.51	-	-	74	-37.49	-	-	115	156	H
	* 2.35689	32.81	ADR	29	-35.2	26.61	54	-27.39	-	-	-	-	115	156	H
3	* 7.27242	36.14	PK-U	37.1	-27.1	46.14	-	-	74	-27.86	-	-	360	100	H
	* 7.27274	25.64	ADR	37.1	-27.1	35.64	54	-18.36	-	-	-	-	360	100	H
4	10.38188	34.59	PK-U	39.4	-24.8	49.19	-	-	-	-	68.2	-19.01	25	310	H
2	3.06394	43.11	PK-U	30.6	-34.4	39.31	-	-	-	-	68.2	-28.89	266	193	V
5	* 7.31037	36.57	PK-U	37.1	-27.2	46.47	-	-	74	-27.53	-	-	160	382	V
	* 7.31125	26.35	ADR	37.1	-27.2	36.25	54	-17.75	-	-	-	-	160	382	V
6	10.38318	37.47	PK-U	39.4	-24.8	52.07	-	-	-	-	68.2	-16.13	360	101	V

* - indicates frequency in CFR47 Pt 15 / IC RSS-Restricted Band
PK-U - U-NII: Maximum Peak
ADR - U-NII AD primary method, RMS average

UL VERIFICATION SERVICES INC.
47173 Benicia Street, Fremont, CA 94538; USA TEL:(510) 319-4000 FAX:(510) 661-0888
This report shall not be reproduced except in full, without the written approval of UL Verification Services Inc.

HIGH CHANNEL RESULTS

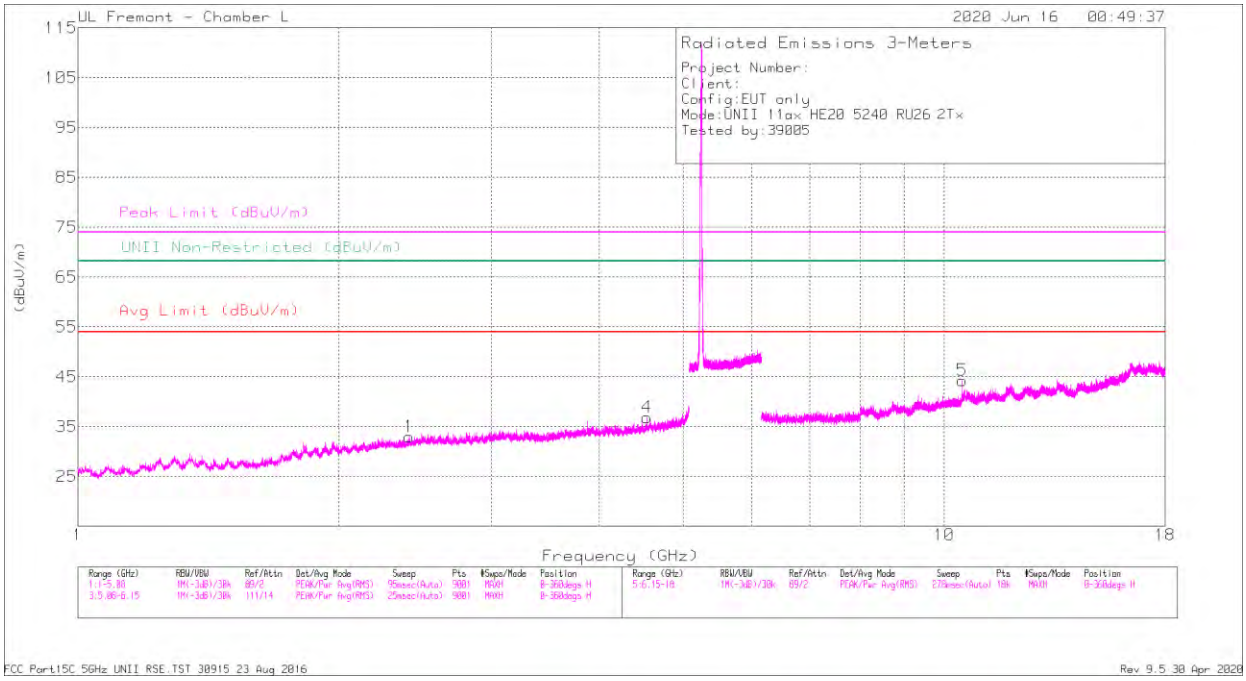

HORIZONTAL

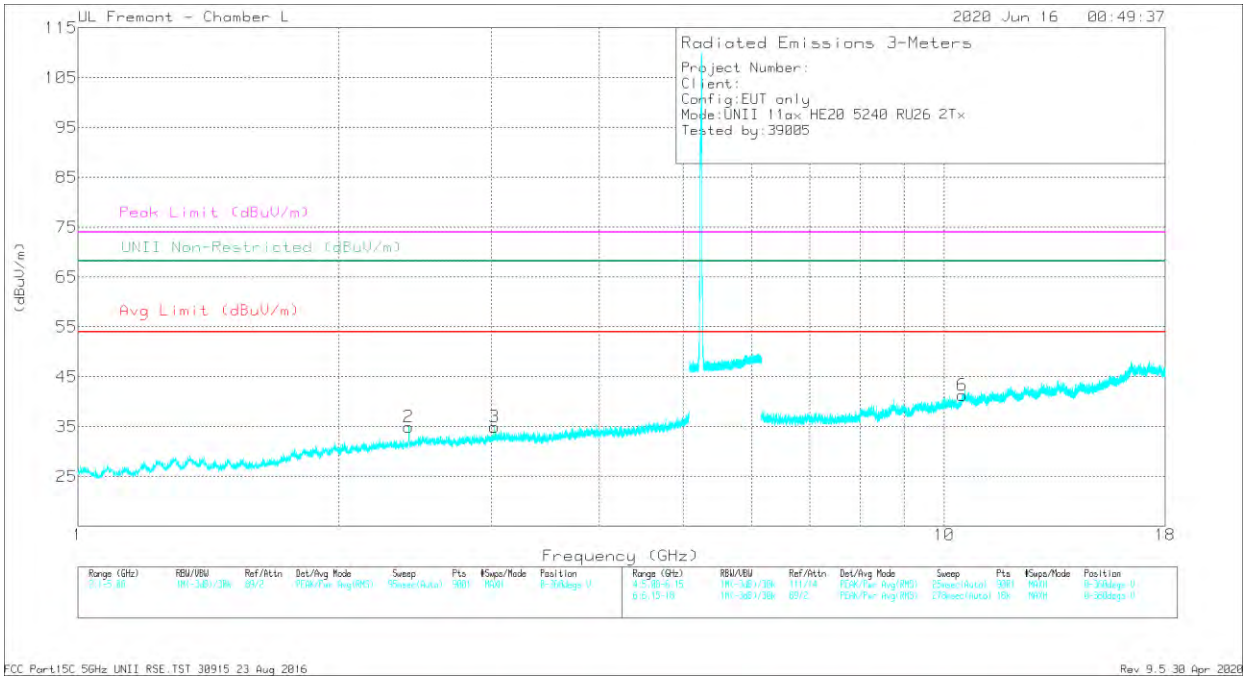

VERTICAL

UL VERIFICATION SERVICES INC.
47173 Benicia Street, Fremont, CA 94538; USA TEL:(510) 319-4000 FAX:(510) 661-0888

This report shall not be reproduced except in full, without the written approval of UL Verification Services Inc.

RADIATED EMISSIONS

Marker	Frequency (GHz)	Meter Reading (dBuV)	Det	AF 344 (dB/m)	Amp/Cbl/Fltr/Pad (dB)	Corrected Reading (dBuV/m)	Avg Limit (dBuV/m)	Margin (dB)	Peak Limit (dBuV/m)	PK Margin (dB)	UNII Non-Restricted (dBuV/m)	PK Margin (dB)	Azimuth (Degs)	Height (cm)	Polarity
1	2.41109	39.12	PK-U	32	-30.9	40.22	-	-	-	-	68.2	-27.98	297	129	H
4	* 4.53788	37.43	PK-U	34.1	-28	43.53	-	-	74	-30.47	-	-	277	156	H
	* 4.53536	26.47	ADR	34.1	-28	32.57	54	-21.43	-	-	-	-	277	156	H
2	2.40888	39.2	PK-U	32	-30.9	40.3	-	-	-	-	68.2	-27.9	163	143	V
3	3.02552	38.15	PK-U	32.8	-29.5	41.45	-	-	-	-	68.2	-26.75	149	150	V
5	10.49642	34.64	PK-U	37.7	-19.4	52.94	-	-	-	-	68.2	-15.26	336	111	H
6	10.49677	30.42	PK-U	37.7	-19.4	48.72	-	-	-	-	68.2	-19.48	151	181	V

* - indicates frequency in CFR47 Pt 15 / IC RSS-Restricted Band
PK-U - U-NII: Maximum Peak
ADR - U-NII AD primary method, RMS average

UL VERIFICATION SERVICES INC.
47173 Benicia Street, Fremont, CA 94538; USA TEL:(510) 319-4000 FAX:(510) 661-0888
This report shall not be reproduced except in full, without the written approval of UL Verification Services Inc.

6.1.5. TX ABOVE 1 GHz 802.11ax HE40 MODE IN THE 5.2 GHz BAND

`1TX ANTENNA 6 – 484 Tones, RU Index 65

BANDEDGE (LOW CHANNEL)

HORIZONTAL RESULT

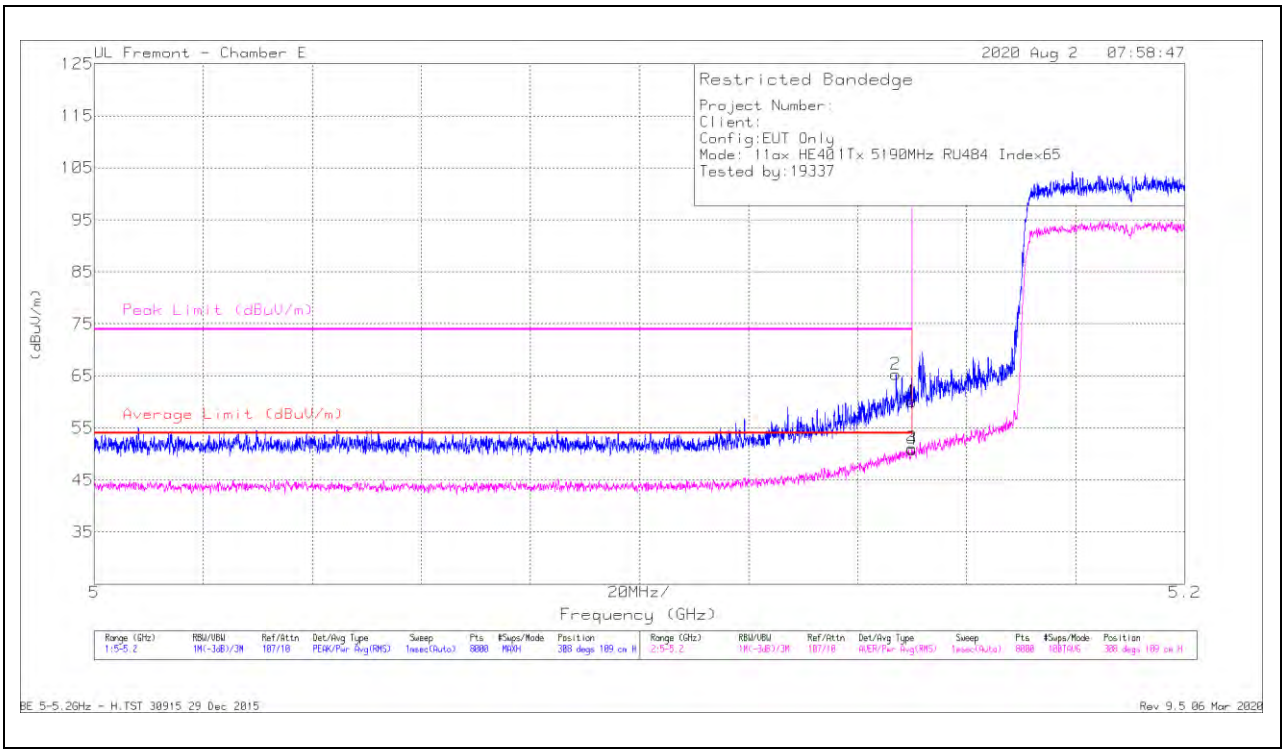

Marker	Frequency (GHz)	Meter Reading (dBuV)	Det	AF T712 (dB/m)	Amp/Cbl/Fltr/Pad (dB)	Corrected Reading (dBuV/m)	Average Limit (dBuV/m)	Margin (dB)	Peak Limit (dBuV/m)	PK Margin (dB)	Azimuth (Degs)	Height (cm)	Polarity
1	* 5.14999	48.06	Pk	34.3	-22.3	60.06	-	-	74	-13.94	308	109	H
2	* 5.14704	53.31	Pk	34.3	-22.3	65.31	-	-	74	-8.69	308	109	H
3	* 5.14999	39.11	RMS	34.3	-22.3	51.11	54	-2.89	-	-	308	109	H
4	* 5.14997	38.93	RMS	34.3	-22.3	50.93	54	-3.07	-	-	308	109	H

* - indicates frequency in CFR47 Pt 15 / IC RSS-Restricted Band
Pk - Peak detector
RMS - RMS detection

UL VERIFICATION SERVICES INC.
47173 Benicia Street, Fremont, CA 94538; USA TEL:(510) 319-4000 FAX:(510) 661-0888
This report shall not be reproduced except in full, without the written approval of UL Verification Services Inc.

VERTICAL RESULT

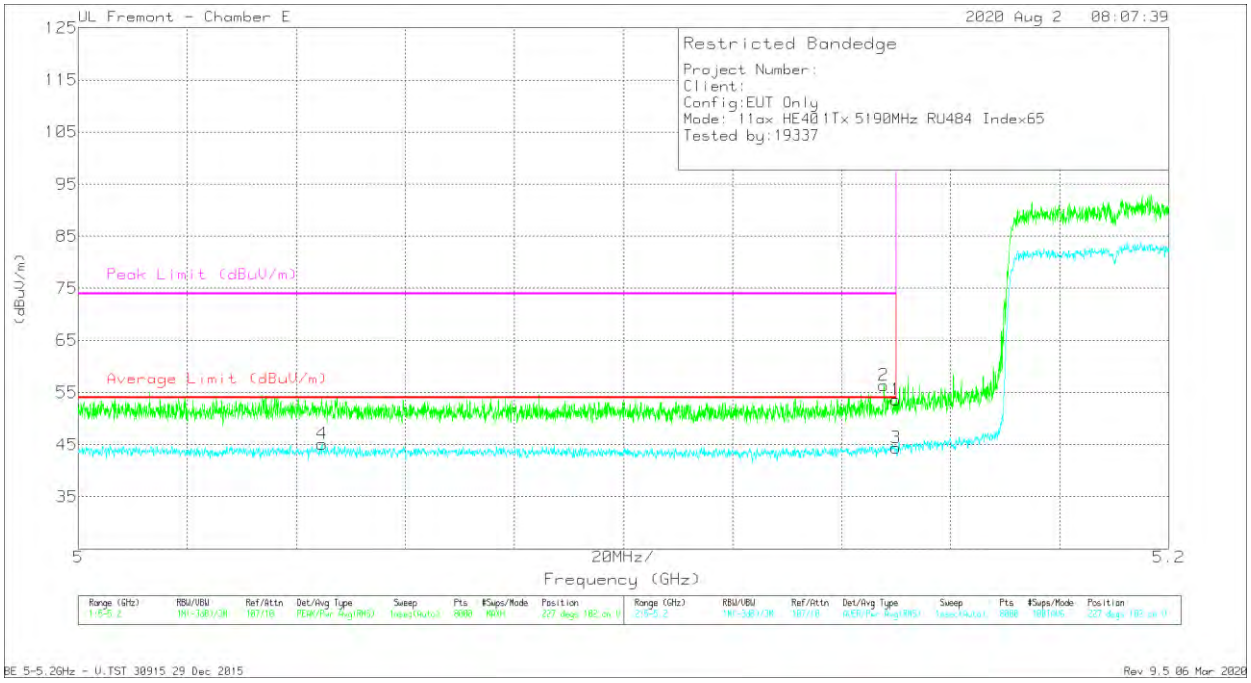

Marker	Frequency (GHz)	Meter Reading (dBuV)	Det	AF T712 (dB/m)	Amp/Cbl/Fltr/Pad (dB)	Corrected Reading (dBuV/m)	Average Limit (dBuV/m)	Margin (dB)	Peak Limit (dBuV/m)	PK Margin (dB)	Azimuth (Degs)	Height (cm)	Polarity
1	* 5.14999	41.62	Pk	34.3	-22.3	53.62	-	-	74	-20.38	227	102	V
2	* 5.14774	44.37	Pk	34.3	-22.3	56.37	-	-	74	-17.63	227	102	V
3	* 5.14999	32.35	RMS	34.3	-22.3	44.35	54	-9.65	-	-	227	102	V
4	* 5.04473	33.15	RMS	34.2	-22.2	45.15	54	-8.85	-	-	227	102	V

* - indicates frequency in CFR47 Pt 15 / IC RSS-Restricted Band
Pk - Peak detector
RMS - RMS detection

UL VERIFICATION SERVICES INC.
47173 Benicia Street, Fremont, CA 94538; USA TEL:(510) 319-4000 FAX:(510) 661-0888

This report shall not be reproduced except in full, without the written approval of UL Verification Services Inc.

1TX ANTENNA 6 – 26 Tones, RU Index 0

BANDEDGE (LOW CHANNEL)

HORIZONTAL RESULT

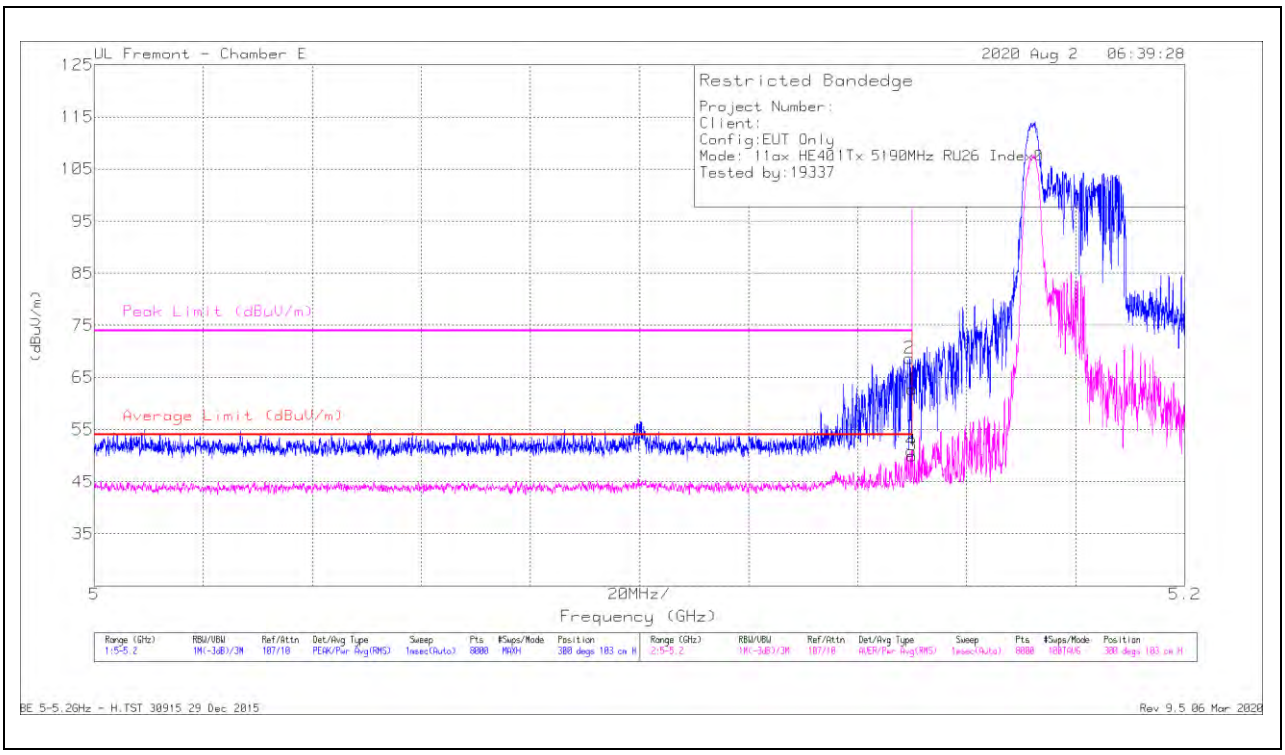

Marker	Frequency (GHz)	Meter Reading (dBuV)	Det	AF T712 (dB/m)	Amp/Cbl/Fltr/Pad (dB)	Corrected Reading (dBuV/m)	Average Limit (dBuV/m)	Margin (dB)	Peak Limit (dBuV/m)	PK Margin (dB)	Azimuth (Degs)	Height (cm)	Polarity
1	* 5.14999	50.67	Pk	34.3	-22.3	62.67	-	-	74	-11.33	300	103	H
2	* 5.14954	56.66	Pk	34.3	-22.3	68.66	-	-	74	-5.34	300	103	H
3	* 5.14999	38.07	RMS	34.3	-22.3	50.07	54	-3.93	-	-	300	103	H
4	* 5.14987	38.87	RMS	34.3	-22.3	50.87	54	-3.13	-	-	300	103	H

* - indicates frequency in CFR47 Pt 15 / IC RSS-Restricted Band
Pk - Peak detector
RMS - RMS detection

UL VERIFICATION SERVICES INC.
47173 Benicia Street, Fremont, CA 94538; USA TEL:(510) 319-4000 FAX:(510) 661-0888

This report shall not be reproduced except in full, without the written approval of UL Verification Services Inc.

VERTICAL RESULT

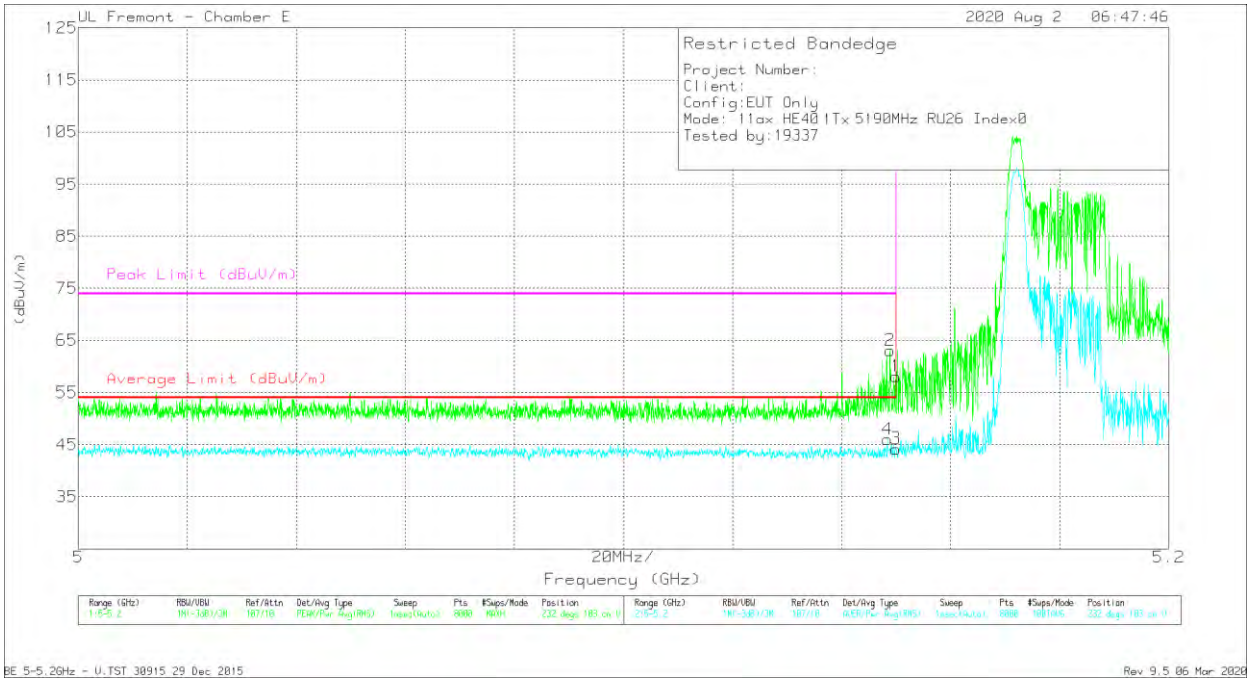

Marker	Frequency (GHz)	Meter Reading (dBuV)	Det	AF T712 (dB/m)	Amp/Cbl/Fltr/Pad (dB)	Corrected Reading (dBuV/m)	Average Limit (dBuV/m)	Margin (dB)	Peak Limit (dBuV/m)	PK Margin (dB)	Azimuth (Degs)	Height (cm)	Polarity
1	* 5.14999	46.12	Pk	34.3	-22.3	58.12	-	-	74	-15.88	232	103	V
2	* 5.14884	51.04	Pk	34.3	-22.3	63.04	-	-	74	-10.96	232	103	V
3	* 5.14999	32.21	RMS	34.3	-22.3	44.21	54	-9.79	-	-	232	103	V
4	* 5.14842	33.99	RMS	34.3	-22.3	45.99	54	-8.01	-	-	232	103	V

* - indicates frequency in CFR47 Pt 15 / IC RSS-Restricted Band
Pk - Peak detector
RMS - RMS detection

UL VERIFICATION SERVICES INC.
47173 Benicia Street, Fremont, CA 94538; USA TEL:(510) 319-4000 FAX:(510) 661-0888

This report shall not be reproduced except in full, without the written approval of UL Verification Services Inc.

1TX ANTENNA 5 – 484 Tones, RU Index 65

BANDEDGE (LOW CHANNEL)

HORIZONTAL RESULT

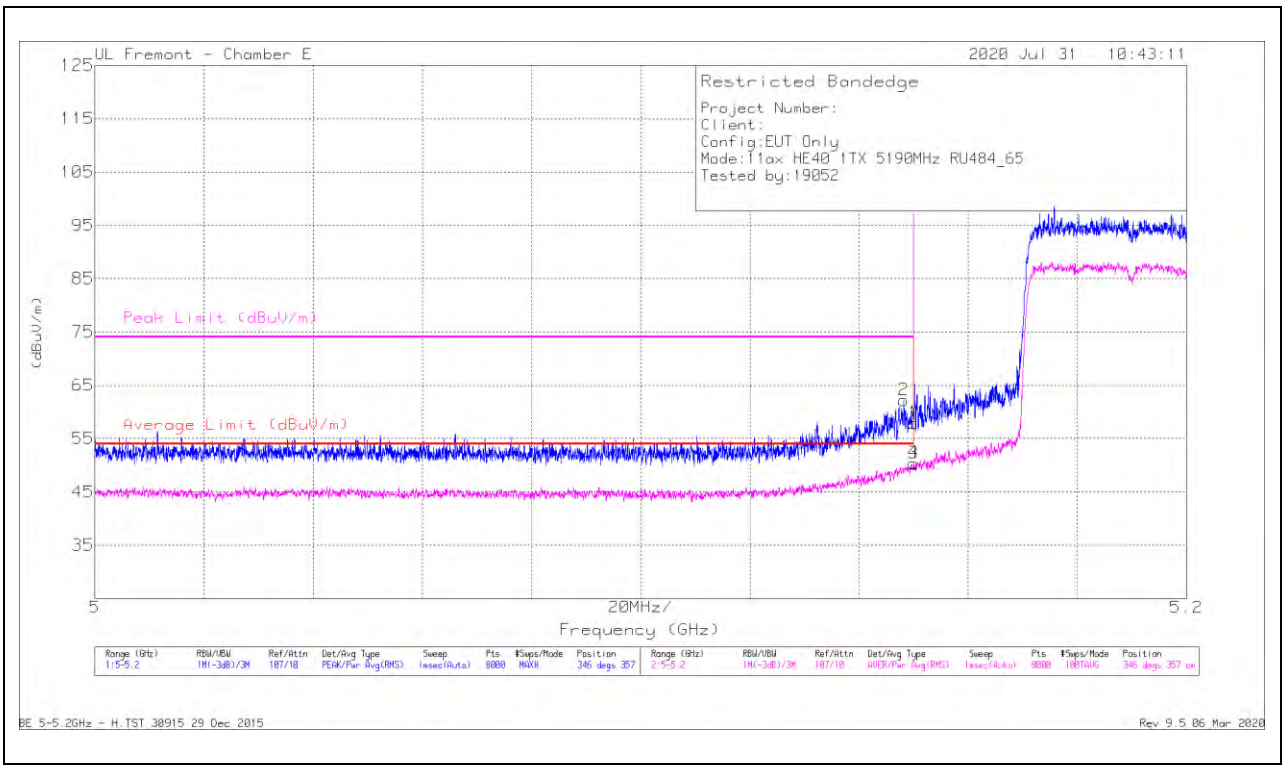

Marker	Frequency (GHz)	Meter Reading (dBuV)	Det	AF T712 (dB/m)	Amp/Cbl/Fltr/Pad (dB)	Corrected Reading (dBuV/m)	Average Limit (dBuV/m)	Margin (dB)	Peak Limit (dBuV/m)	PK Margin (dB)	Azimuth (Degs)	Height (cm)	Polarity
1	* 5.14999	45.95	Pk	34.3	-22.3	57.95	-	-	74	-16.05	346	357	H
2	* 5.14817	50.21	Pk	34.3	-22.3	62.21	-	-	74	-11.79	346	357	H
3	* 5.14999	38.36	RMS	34.3	-22.3	50.36	54	-3.64	-	-	346	357	H
4	* 5.14997	38.45	RMS	34.3	-22.3	50.45	54	-3.55	-	-	346	357	H

* - indicates frequency in CFR47 Pt 15 / IC RSS-Restricted Band
Pk - Peak detector
RMS - RMS detection

UL VERIFICATION SERVICES INC.
47173 Benicia Street, Fremont, CA 94538; USA TEL:(510) 319-4000 FAX:(510) 661-0888

This report shall not be reproduced except in full, without the written approval of UL Verification Services Inc.

VERTICAL RESULT

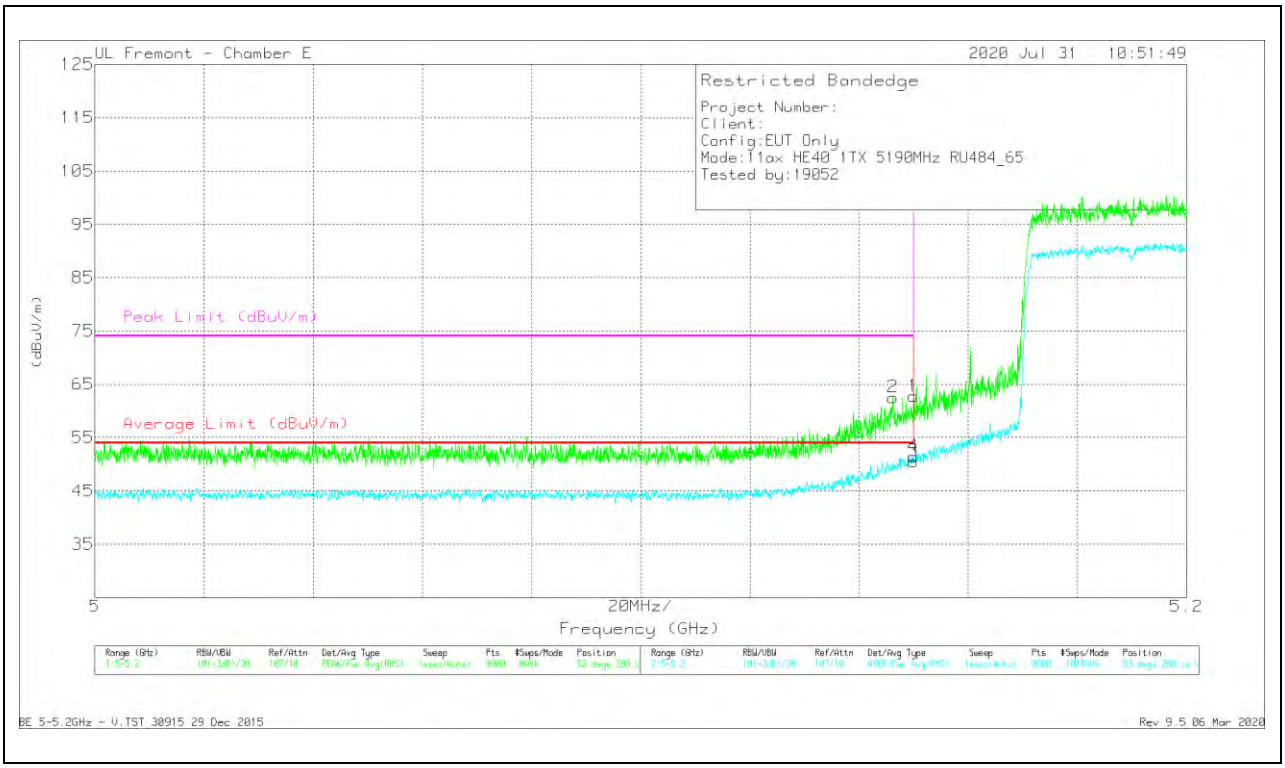

Marker	Frequency (GHz)	Meter Reading (dBuV)	Det	AF T712 (dB/m)	Amp/Cbl/Fltr/Pad (dB)	Corrected Reading (dBuV/m)	Average Limit (dBuV/m)	Margin (dB)	Peak Limit (dBuV/m)	PK Margin (dB)	Azimuth (Degs)	Height (cm)	Polarity
1	* 5.14999	50.73	Pk	34.3	-22.3	62.73	-	-	74	-11.27	53	280	V
2	* 5.14622	50.57	Pk	34.3	-22.3	62.57	-	-	74	-11.43	53	280	V
3	* 5.14999	38.58	RMS	34.3	-22.3	50.58	54	-3.42	-	-	53	280	V
4	* 5.14992	39.41	RMS	34.3	-22.3	51.41	54	-2.59	-	-	53	280	V

* - indicates frequency in CFR47 Pt 15 / IC RSS-Restricted Band
Pk - Peak detector
RMS - RMS detection

UL VERIFICATION SERVICES INC.
47173 Benicia Street, Fremont, CA 94538; USA TEL:(510) 319-4000 FAX:(510) 661-0888
This report shall not be reproduced except in full, without the written approval of UL Verification Services Inc.

1TX ANTENNA 5 – 26 Tones, RU Index 0

BANDEDGE (LOW CHANNEL)

HORIZONTAL RESULT

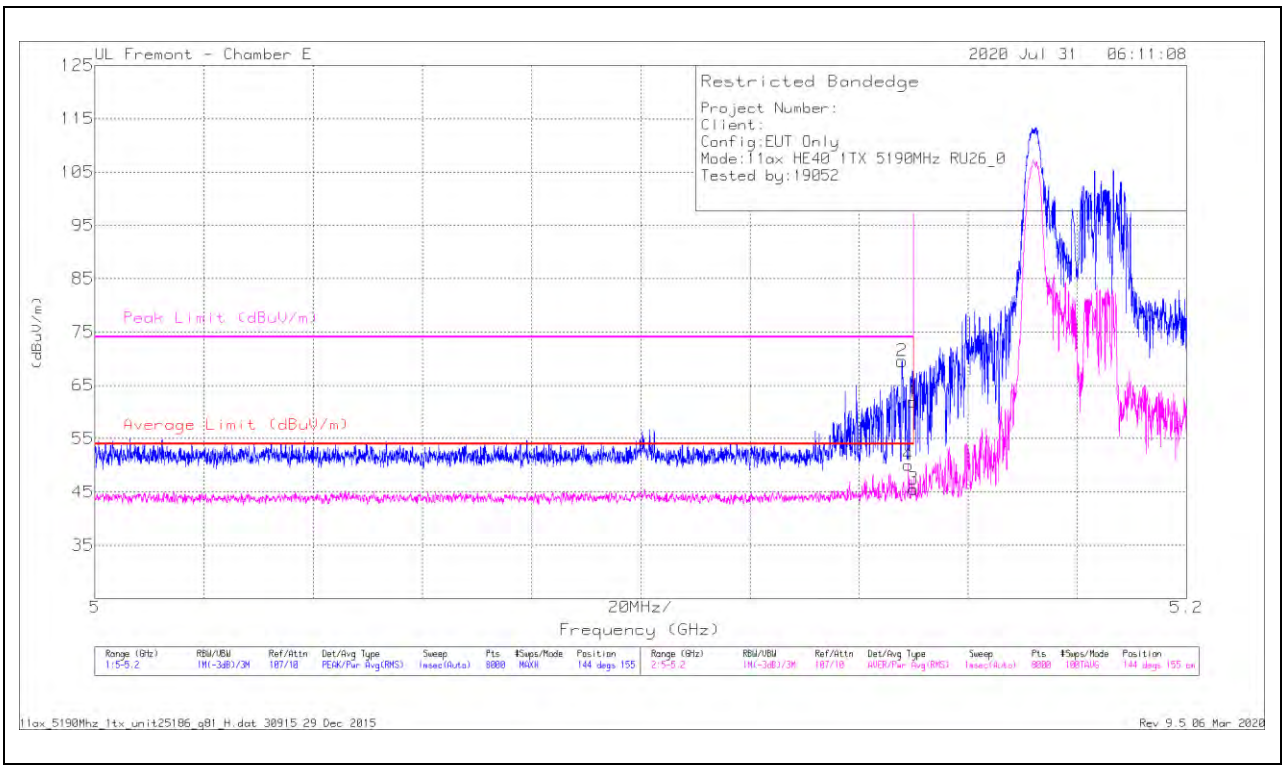

Marker	Frequency (GHz)	Meter Reading (dBuV)	Det	AF T712 (dB/m)	Amp/Cbl/Fltr/Pad (dB)	Corrected Reading (dBuV/m)	Average Limit (dBuV/m)	Margin (dB)	Peak Limit (dBuV/m)	PK Margin (dB)	Azimuth (Degs)	Height (cm)	Polarity
1	* 5.14999	49.9	Pk	34.3	-22.3	61.9	-	-	74	-12.1	144	155	H
2	* 5.14787	57.56	Pk	34.3	-22.3	69.56	-	-	74	-4.44	144	155	H
3	* 5.14999	33.56	RMS	34.3	-22.3	45.56	54	-8.44	-	-	144	155	H
4	* 5.14902	38.05	RMS	34.3	-22.3	50.05	54	-3.95	-	-	144	155	H

* - indicates frequency in CFR47 Pt 15 / IC RSS-Restricted Band
Pk - Peak detector
RMS - RMS detection

UL VERIFICATION SERVICES INC.
47173 Benicia Street, Fremont, CA 94538; USA TEL:(510) 319-4000 FAX:(510) 661-0888

This report shall not be reproduced except in full, without the written approval of UL Verification Services Inc.

VERTICAL RESULT

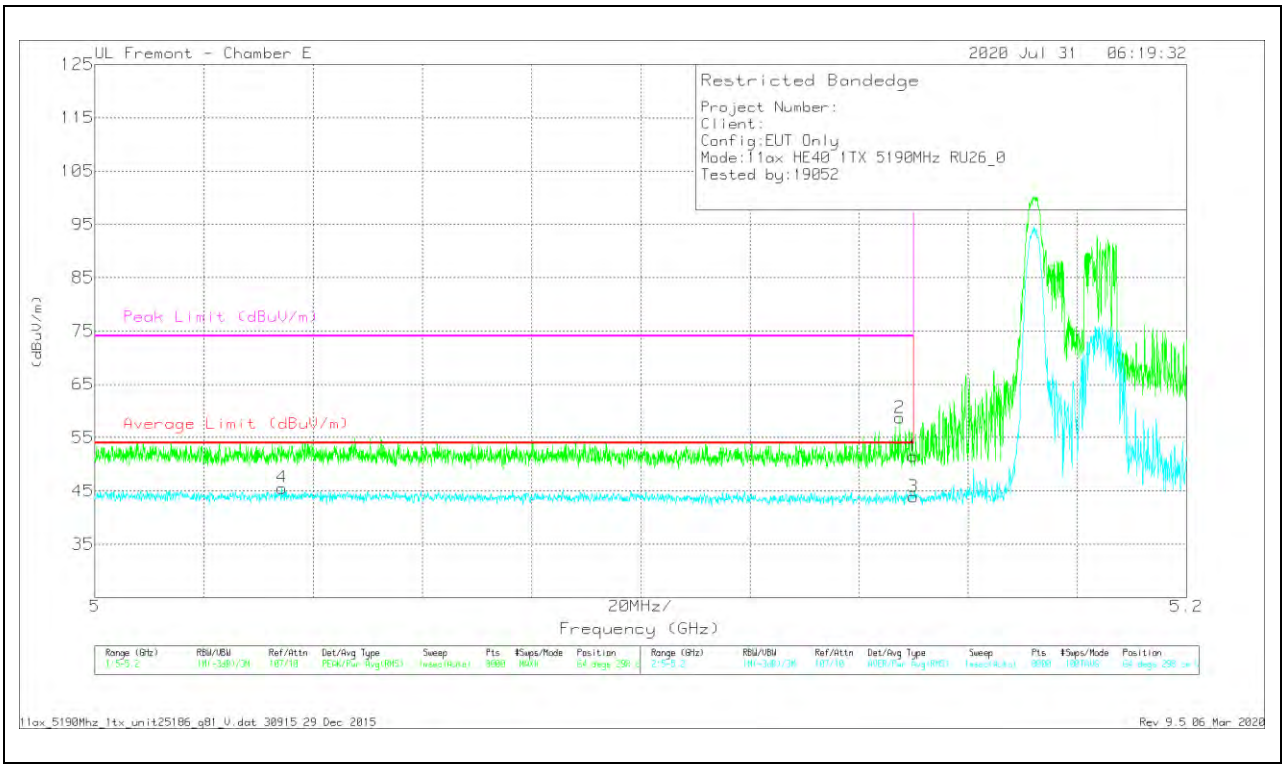

Marker	Frequency (GHz)	Meter Reading (dBuV)	Det	AF T712 (dB/m)	Amp/Cbl/Fltr/Pad (dB)	Corrected Reading (dBuV/m)	Average Limit (dBuV/m)	Margin (dB)	Peak Limit (dBuV/m)	PK Margin (dB)	Azimuth (Degs)	Height (cm)	Polarity
1	* 5.14999	39.5	Pk	34.3	-22.3	51.5	-	-	74	-22.5	64	298	V
2	* 5.14744	46.69	Pk	34.3	-22.3	58.69	-	-	74	-15.31	64	298	V
3	* 5.14999	31.92	RMS	34.3	-22.3	43.92	54	-10.08	-	-	64	298	V
4	* 5.03425	33.47	RMS	34.2	-22.1	45.57	54	-8.43	-	-	64	298	V

* - indicates frequency in CFR47 Pt 15 / IC RSS-Restricted Band
Pk - Peak detector
RMS - RMS detection

UL VERIFICATION SERVICES INC.
47173 Benicia Street, Fremont, CA 94538; USA TEL:(510) 319-4000 FAX:(510) 661-0888

This report shall not be reproduced except in full, without the written approval of UL Verification Services Inc.

2TX ANTENNA 6 + ANTENNA 5 OFDMA MODE – 484 Tones, RU Index 65

BANDEDGE (LOW CHANNEL)

HORIZONTAL RESULT

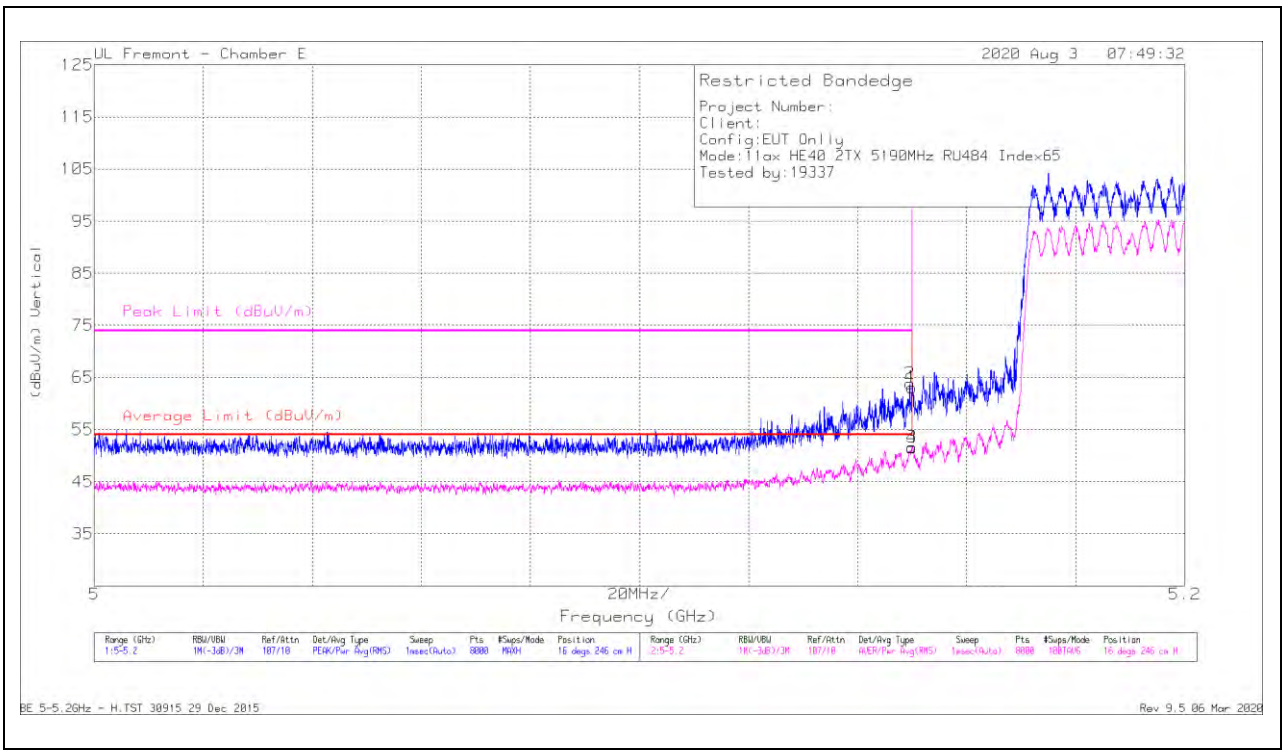

Marker	Frequency (GHz)	Meter Reading (dBuV)	Det	AF T712 (dB/m)	Amp/Cbl/Fltr/Pad (dB)	Corrected Reading (dBuV/m)	Average Limit (dBuV/m)	Margin (dB)	Peak Limit (dBuV/m)	PK Margin (dB)	Azimuth (Degs)	Height (cm)	Polarity
1	* 5.14999	51.04	Pk	34.3	-22.3	63.04	-	-	74	-10.96	16	246	H
2	* 5.14959	51.82	Pk	34.3	-22.3	63.82	-	-	74	-10.18	16	246	H
3	* 5.14999	39.62	RMS	34.3	-22.3	51.62	54	-2.38	-	-	16	246	H
4	* 5.14997	39.48	RMS	34.3	-22.3	51.48	54	-2.52	-	-	16	246	H

* - indicates frequency in CFR47 Pt 15 / IC RSS-Restricted Band
Pk - Peak detector
RMS - RMS detection

UL VERIFICATION SERVICES INC.
47173 Benicia Street, Fremont, CA 94538; USA TEL:(510) 319-4000 FAX:(510) 661-0888

This report shall not be reproduced except in full, without the written approval of UL Verification Services Inc.

VERTICAL RESULT

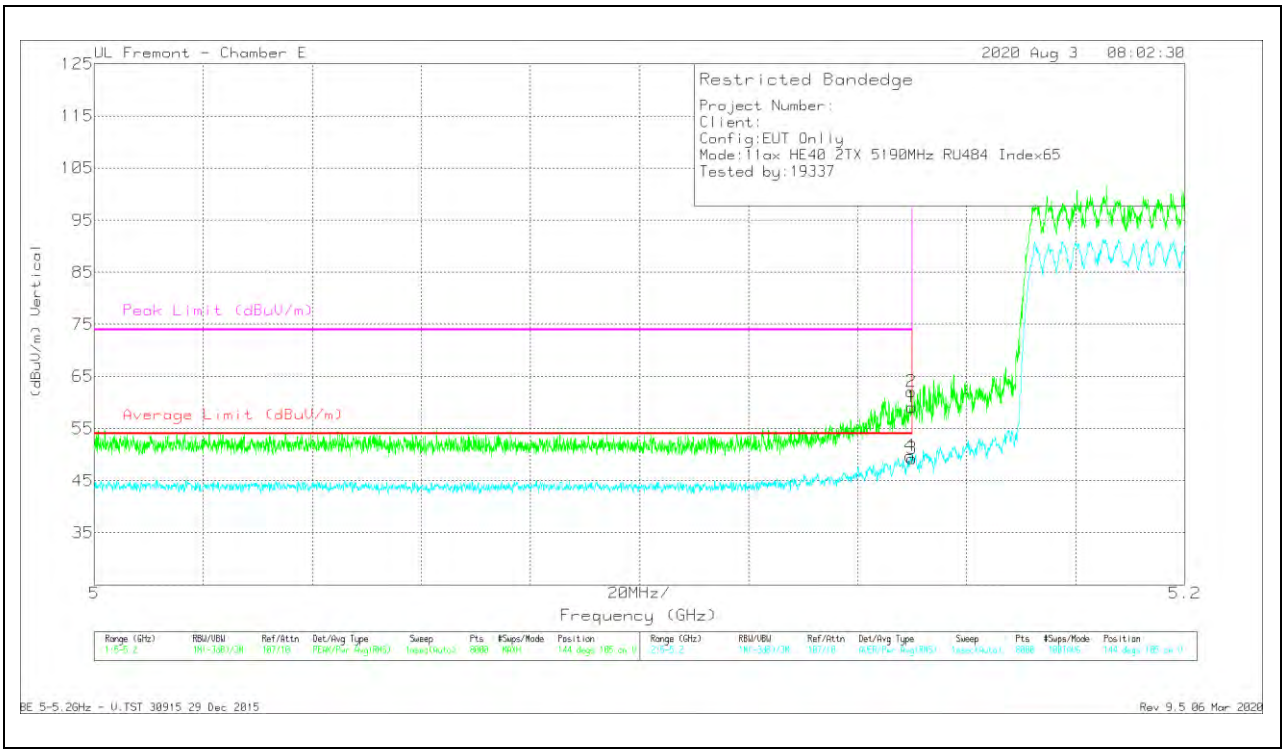

Marker	Frequency (GHz)	Meter Reading (dBuV)	Det	AF T712 (dB/m)	Amp/Cbl/Fltr/Pad (dB)	Corrected Reading (dBuV/m)	Average Limit (dBuV/m)	Margin (dB)	Peak Limit (dBuV/m)	PK Margin (dB)	Azimuth (Degs)	Height (cm)	Polarity
1	* 5.14999	47.1	Pk	34.3	-22.3	59.1	-	-	74	-14.9	144	105	V
2	* 5.14989	50.14	Pk	34.3	-22.3	62.14	-	-	74	-11.86	144	105	V
3	* 5.14999	37.23	RMS	34.3	-22.3	49.23	54	-4.77	-	-	144	105	V
4	* 5.14962	37.7	RMS	34.3	-22.3	49.7	54	-4.3	-	-	144	105	V

* - indicates frequency in CFR47 Pt 15 / IC RSS-Restricted Band
Pk - Peak detector
RMS - RMS detection

UL VERIFICATION SERVICES INC.
47173 Benicia Street, Fremont, CA 94538; USA TEL:(510) 319-4000 FAX:(510) 661-0888
This report shall not be reproduced except in full, without the written approval of UL Verification Services Inc.

HARMONICS AND SPURIOUS EMISSIONS

LOW CHANNEL RESULTS

HORIZONTAL

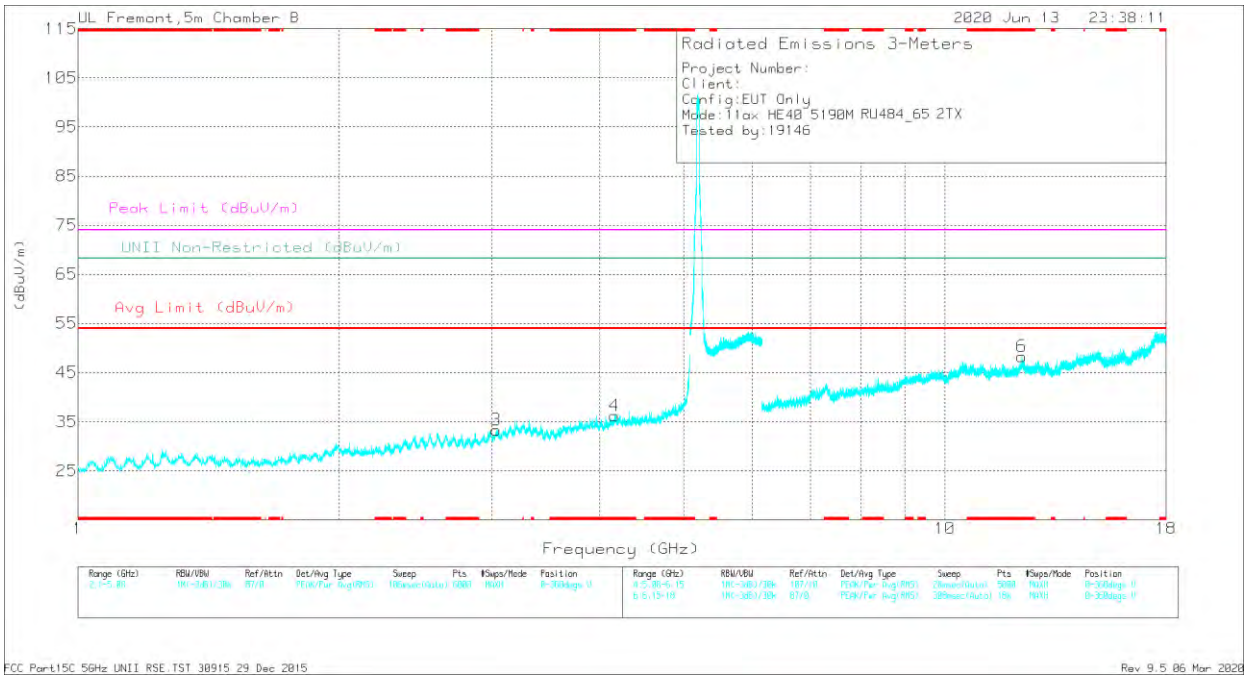

VERTICAL

UL VERIFICATION SERVICES INC.
47173 Benicia Street, Fremont, CA 94538; USA TEL:(510) 319-4000 FAX:(510) 661-0888

This report shall not be reproduced except in full, without the written approval of UL Verification Services Inc.

RADIATED EMISSIONS

Marker	Frequency (GHz)	Meter Reading (dBuV)	Det	AF T962 (dB/m)	Amp/Cbl/ Fltr/Pad (dB)	Corrected Reading (dBuV/m)	Avg Limit (dBuV/m)	Margin (dB)	Peak Limit (dBuV/m)	PK Margin (dB)	UNII Non-Restricted (dBuV/m)	PK Margin (dB)	Azimuth (Degs)	Height (cm)	Polarity
1	* 1.204	41.87	PK-U	25.1	-31.1	35.87	-	-	74	-38.13	-	-	271	375	H
	* 1.20507	29.93	ADR	25.1	-31.1	23.93	54	-30.07	-	-	-	-	271	375	H
4	* 4.16304	37.11	PK-U	31.8	-26.1	42.81	-	-	74	-31.19	-	-	349	126	V
	* 4.16021	25.46	ADR	31.9	-26.1	31.26	54	-22.74	-	-	-	-	349	126	V
5	* 7.28544	33.95	PK-U	37.1	-21.4	49.65	-	-	74	-24.35	-	-	314	186	H
	* 7.28587	22.45	ADR	37.1	-21.4	38.15	54	-15.85	-	-	-	-	314	186	H
6	* 12.2717	32.09	PK-U	40.3	-18.4	53.99	-	-	74	-20.01	-	-	16	130	V
	* 12.27041	20.74	ADR	40.3	-18.4	42.64	54	-11.36	-	-	-	-	16	130	V
2	1.9897	39.56	PK-U	27.4	-29	37.96	-	-	-	-	68.2	-30.24	191	313	H
3	3.03811	39.03	PK-U	30.2	-28.5	40.73	-	-	-	-	68.2	-27.47	336	121	V

* - indicates frequency in CFR47 Pt 15 / IC RSS-Restricted Band
PK-U - U-NII: Maximum Peak
ADR - U-NII AD primary method, RMS average

UL VERIFICATION SERVICES INC.
47173 Benicia Street, Fremont, CA 94538; USA TEL:(510) 319-4000 FAX:(510) 661-0888
This report shall not be reproduced except in full, without the written approval of UL Verification Services Inc.

HIGH CHANNEL RESULTS

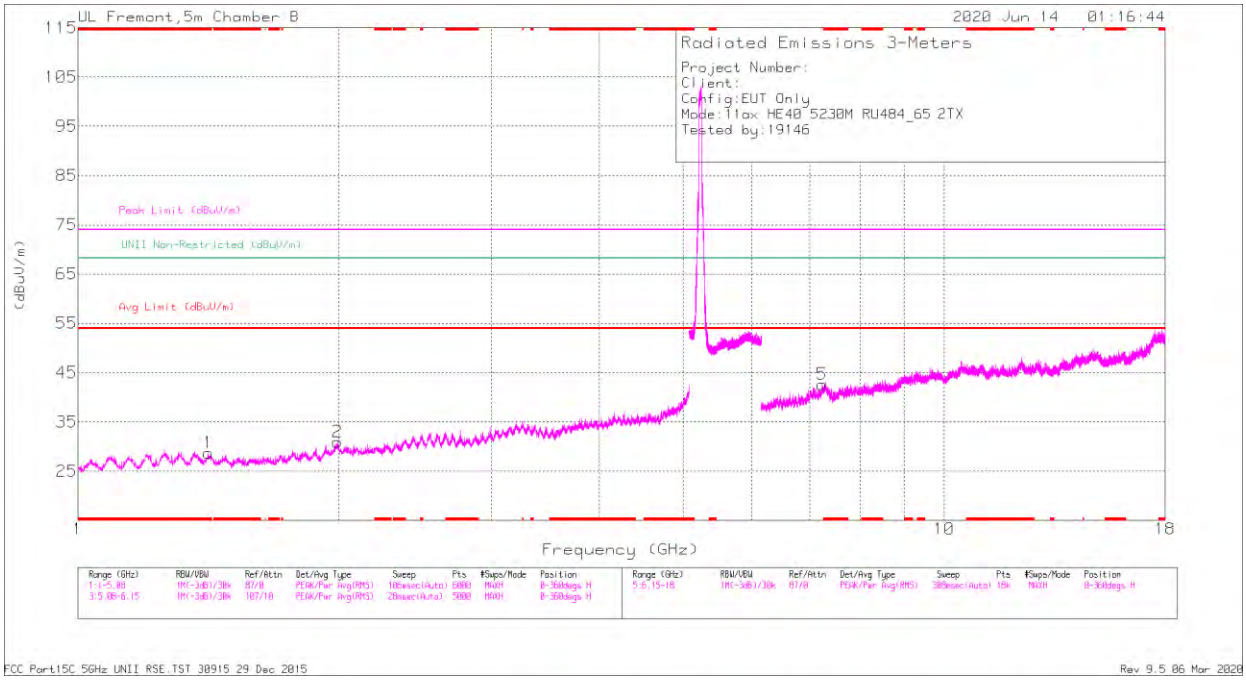

HORIZONTAL

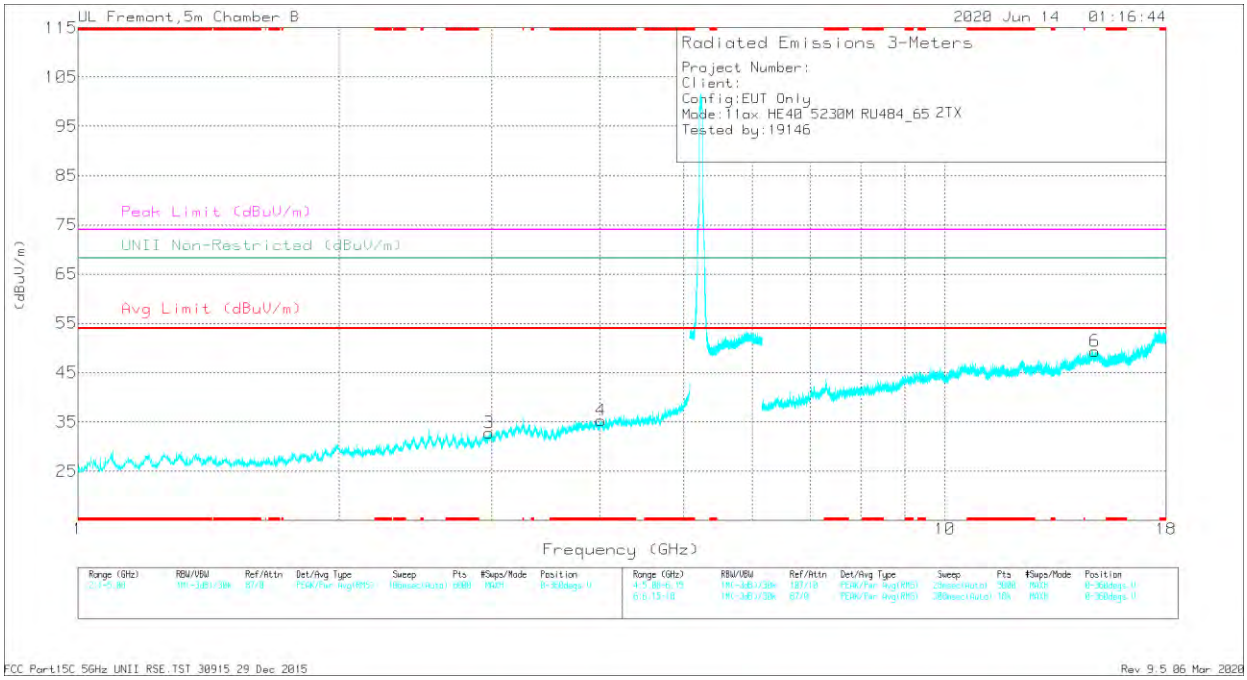

VERTICAL

UL VERIFICATION SERVICES INC.
47173 Benicia Street, Fremont, CA 94538; USA TEL:(510) 319-4000 FAX:(510) 661-0888

This report shall not be reproduced except in full, without the written approval of UL Verification Services Inc.

RADIATED EMISSIONS

Marker	Frequency (GHz)	Meter Reading (dBuV)	Det	AF T962 (dB/m)	Amp/Cbl/Fltr/Pad (dB)	Corrected Reading (dBuV/m)	Avg Limit (dBuV/m)	Margin (dB)	Peak Limit (dBuV/m)	PK Margin (dB)	UNII Non-Restricted (dBuV/m)	PK Margin (dB)	Azimuth (Degs)	Height (cm)	Polarity
1	* 1.41721	41.34	PK-U	25.3	-30.2	36.44	-	-	74	-37.56	-	-	300	374	H
	* 1.41719	28.86	ADR	25.3	-30.2	23.96	54	-30.04	-	-	-	-	300	374	H
4	* 4.01275	36.9	PK-U	31.6	-26.6	41.9	-	-	74	-32.1	-	-	118	279	V
	* 4.0127	24.92	ADR	31.6	-26.6	29.92	54	-24.08	-	-	-	-	118	279	V
2	1.99459	39.48	PK-U	27.4	-29	37.88	-	-	-	-	68.2	-30.32	17	348	H
3	2.98018	38.86	PK-U	29.8	-28.3	40.36	-	-	-	-	68.2	-27.84	232	347	V
5	7.23709	34.8	PK-U	37.2	-22.7	49.3	-	-	-	-	68.2	-18.9	248	119	H
6	14.90916	35.15	PK-U	42.4	-20.4	57.15	-	-	-	-	68.2	-11.05	9	197	V

* - indicates frequency in CFR47 Pt 15 / IC RSS-Restricted Band
PK-U - U-NII: Maximum Peak
ADR - U-NII AD primary method, RMS average

UL VERIFICATION SERVICES INC.
47173 Benicia Street, Fremont, CA 94538; USA TEL:(510) 319-4000 FAX:(510) 661-0888
This report shall not be reproduced except in full, without the written approval of UL Verification Services Inc.

2TX ANTENNA 6 + ANTENNA 5 OFDMA MODE – 26 Tones, RU Index 0

BANDEDGE (LOW CHANNEL)

HORIZONTAL RESULT

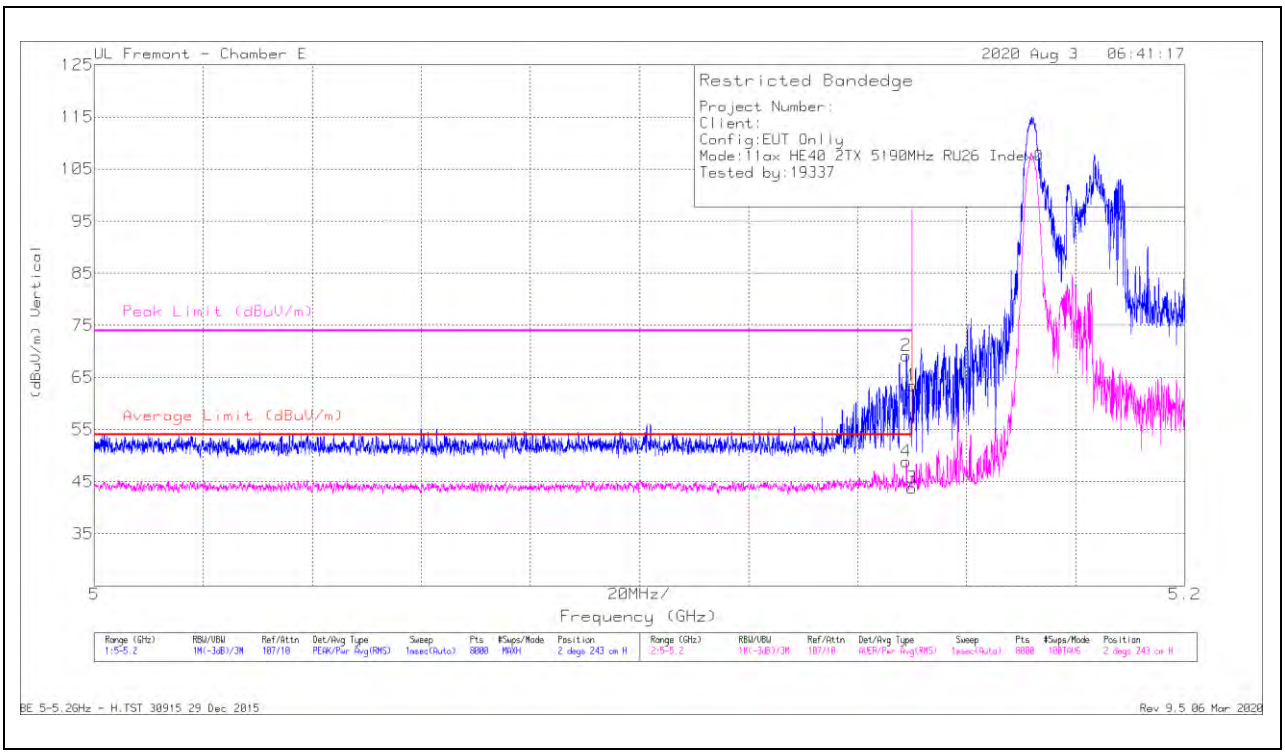

Marker	Frequency (GHz)	Meter Reading (dBuV)	Det	AF T712 (dB/m)	Amp/Cbl/Fltr/Pad (dB)	Corrected Reading (dBuV/m)	Average Limit (dBuV/m)	Margin (dB)	Peak Limit (dBuV/m)	PK Margin (dB)	Azimuth (Degs)	Height (cm)	Polarity
1	* 5.14999	51.42	Pk	34.3	-22.3	63.42	-	-	74	-10.58	2	243	H
2	* 5.14894	57.25	Pk	34.3	-22.3	69.25	-	-	74	-4.75	2	243	H
3	* 5.14999	31.81	RMS	34.3	-22.3	43.81	54	-10.19	-	-	2	243	H
4	* 5.14894	36.9	RMS	34.3	-22.3	48.9	54	-5.1	-	-	2	243	H

* - indicates frequency in CFR47 Pt 15 / IC RSS-Restricted Band
Pk - Peak detector
RMS - RMS detection

UL VERIFICATION SERVICES INC.
47173 Benicia Street, Fremont, CA 94538; USA TEL:(510) 319-4000 FAX:(510) 661-0888
This report shall not be reproduced except in full, without the written approval of UL Verification Services Inc.

VERTICAL RESULT

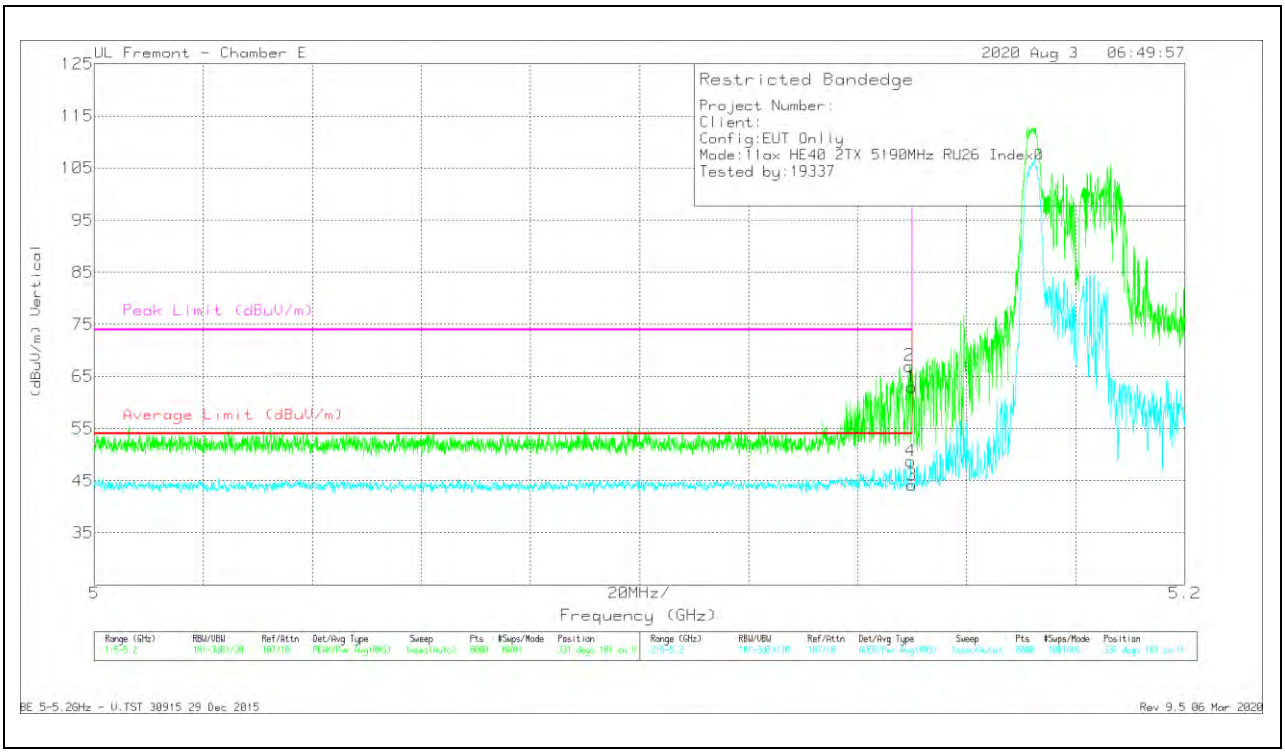

Marker	Frequency (GHz)	Meter Reading (dBuV)	Det	AF T712 (dB/m)	Amp/Cbl/Fltr/Pad (dB)	Corrected Reading (dBuV/m)	Average Limit (dBuV/m)	Margin (dB)	Peak Limit (dBuV/m)	PK Margin (dB)	Azimuth (Degs)	Height (cm)	Polarity
1	* 5.14999	50.94	Pk	34.3	-22.3	62.94	-	-	74	-11.06	331	101	V
2	* 5.14954	55.02	Pk	34.3	-22.3	67.02	-	-	74	-6.98	331	101	V
3	* 5.14999	32.1	RMS	34.3	-22.3	44.1	54	-9.9	-	-	331	101	V
4	* 5.14969	36.78	RMS	34.3	-22.3	48.78	54	-5.22	-	-	331	101	V

* - indicates frequency in CFR47 Pt 15 / IC RSS-Restricted Band
Pk - Peak detector
RMS - RMS detection

UL VERIFICATION SERVICES INC.
47173 Benicia Street, Fremont, CA 94538; USA TEL:(510) 319-4000 FAX:(510) 661-0888

This report shall not be reproduced except in full, without the written approval of UL Verification Services Inc.

HARMONICS AND SPURIOUS EMISSIONS

LOW CHANNEL RESULTS

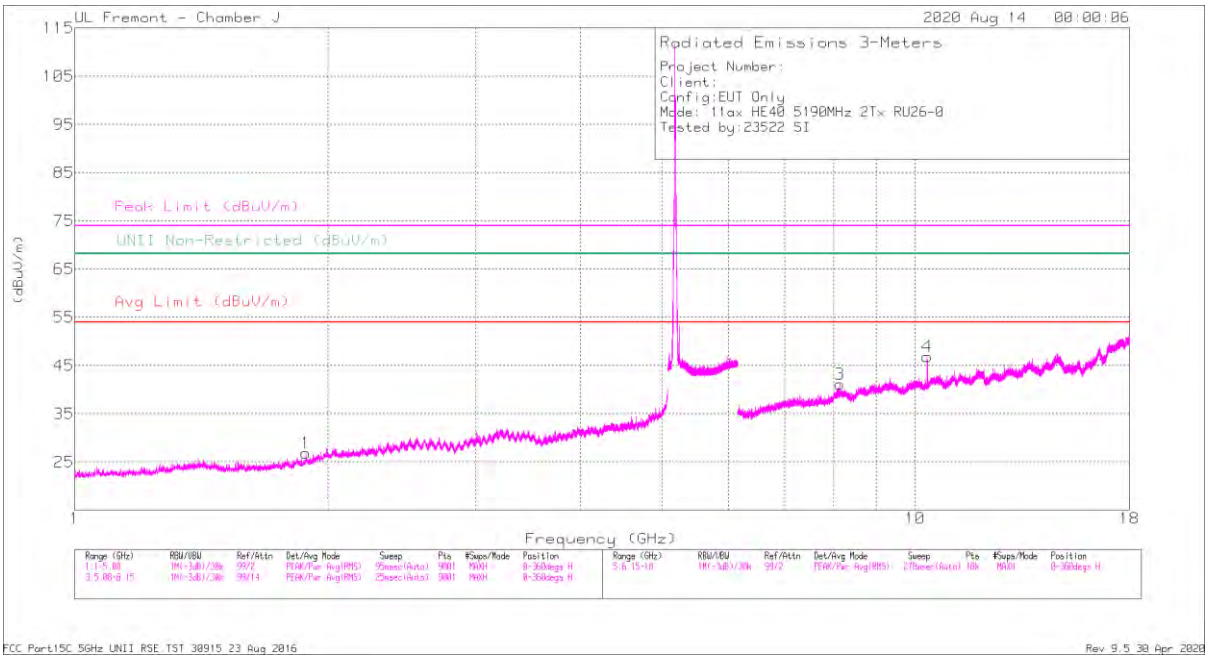

HORIZONTAL

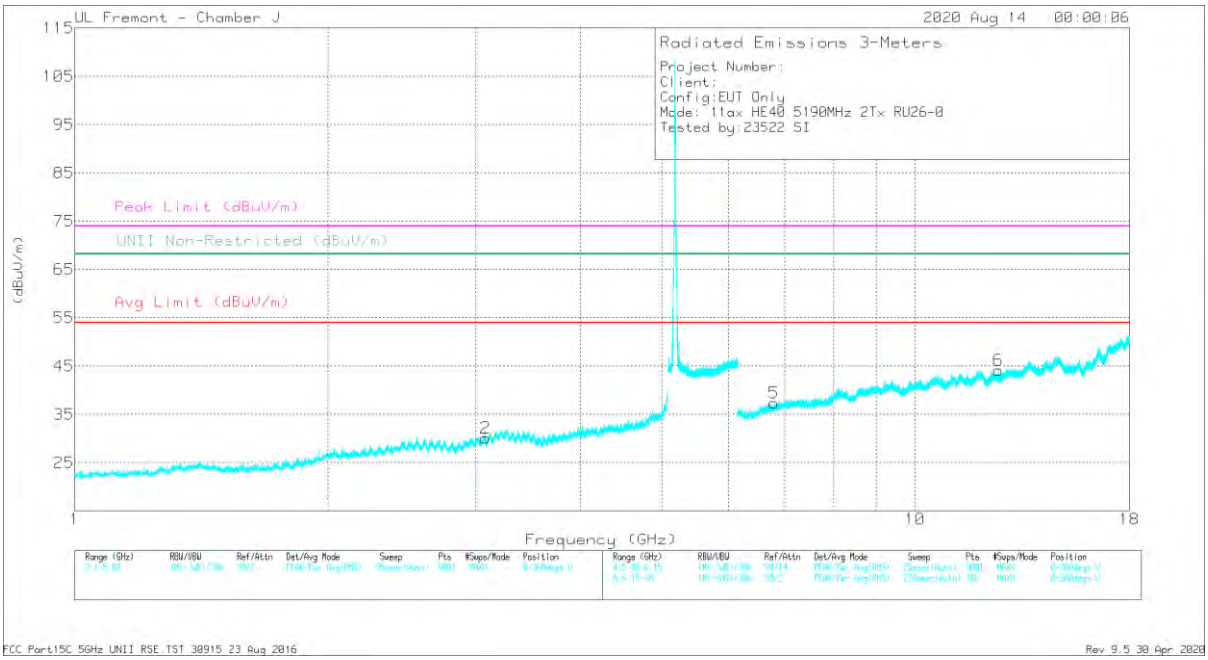

VERTICAL

UL VERIFICATION SERVICES INC.
47173 Benicia Street, Fremont, CA 94538; USA TEL:(510) 319-4000 FAX:(510) 661-0888

This report shall not be reproduced except in full, without the written approval of UL Verification Services Inc.