RADIATED EMISSIONS

Marker	Frequency (GHz)	Meter Reading (dBuV)	Det	AF T963 (dB/m)	Amp/Cbl/Fltr/Pad (dB)	Corrected Reading (dBuV/m)	Avg Limit (dBuV/m)	Margin (dB)	Peak Limit (dBuV/m)	PK Margin (dB)	UNII Non-Restricted (dBuV/m)	PK Margin (dB)	Azimuth (Degs)	Height (cm)	Polarity
1	1.8869	42.48	PK-U	26.5	-35.5	33.48	-	-	-	-	68.2	-34.72	218	243	H
2	3.08399	42.57	PK-U	30.7	-34.4	38.87	-	-	-	-	68.2	-29.33	169	159	V
3	* 8.13929	36.7	PK-U	37.6	-26.9	47.4	-	-	74	-26.6	-	-	263	200	H
	* 8.13743	26.59	ADR	37.6	-26.9	37.29	54	-16.71	-	-	-	-	263	200	H
4	10.34414	39.62	PK-U	39.3	-25	53.92	-	-	-	-	68.2	-14.28	143	101	H
5	6.80142	38.5	PK-U	36.3	-27.9	46.9	-	-	-	-	68.2	-21.3	328	200	V
6	* 12.56538	32.28	PK-U	40	-22	50.28	-	-	74	-23.72	-	-	277	101	V
	* 12.56496	22.47	ADR	40	-22	40.47	54	-13.53	-	-	-	-	277	101	V

* - indicates frequency in CFR47 Pt 15 / IC RSS-Restricted Band
PK-U - U-NII: Maximum Peak
ADR - U-NII AD primary method, RMS average

UL VERIFICATION SERVICES INC.
47173 Benicia Street, Fremont, CA 94538; USA TEL:(510) 319-4000 FAX:(510) 661-0888

This report shall not be reproduced except in full, without the written approval of UL Verification Services Inc.

HIGH CHANNEL RESULTS

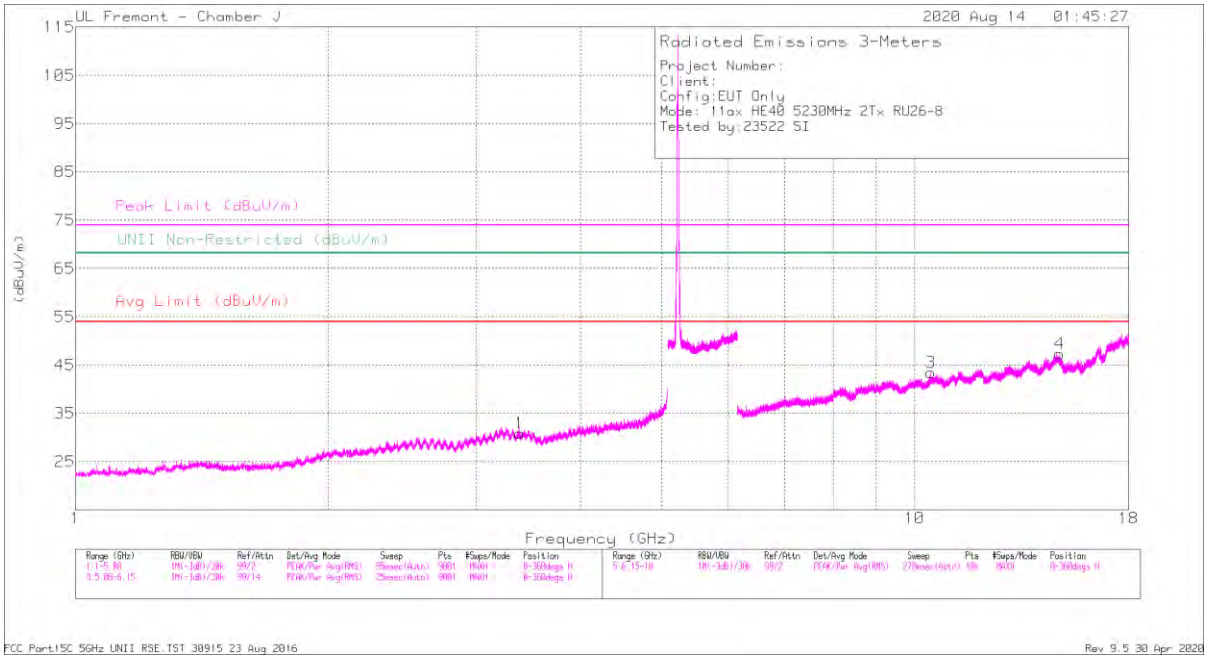

HORIZONTAL

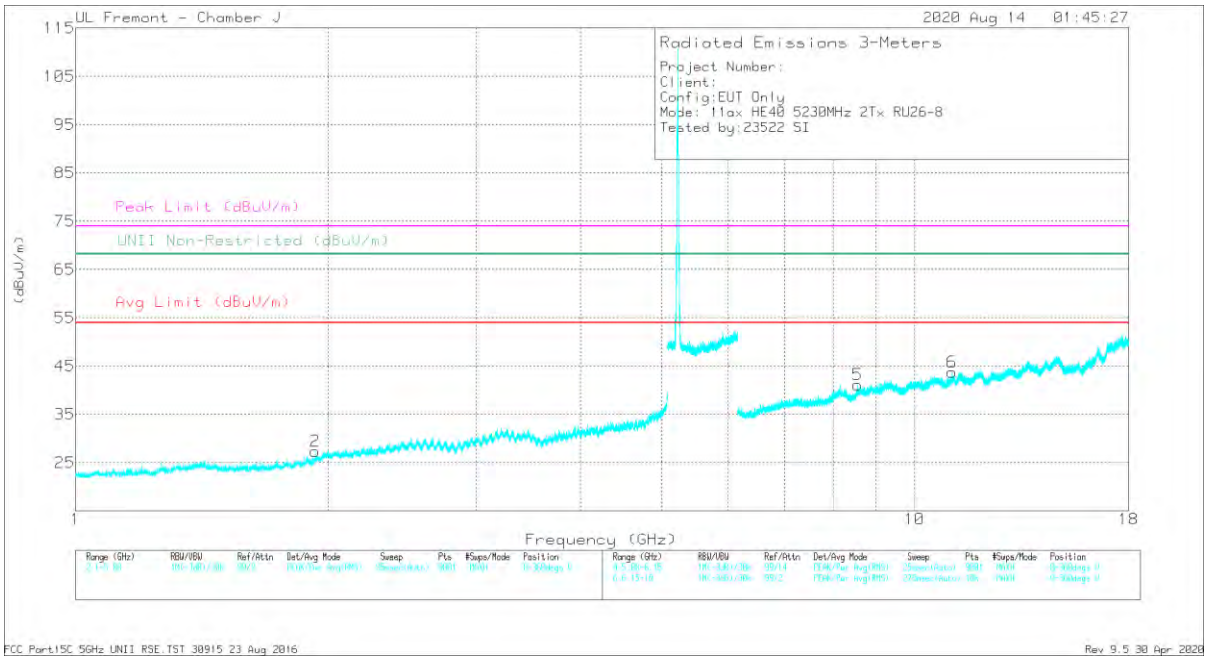

VERTICAL

UL VERIFICATION SERVICES INC.
47173 Benicia Street, Fremont, CA 94538; USA TEL:(510) 319-4000 FAX:(510) 661-0888

This report shall not be reproduced except in full, without the written approval of UL Verification Services Inc.

RADIATED EMISSIONS

Marker	Frequency (GHz)	Meter Reading (dBuV)	Det	AF T963 (dB/m)	Amp/Cbl/Fltr/Pad (dB)	Corrected Reading (dBuV/m)	Avg Limit (dBuV/m)	Margin (dB)	Peak Limit (dBuV/m)	PK Margin (dB)	UNII Non-Restricted (dBuV/m)	PK Margin (dB)	Azimuth (Degs)	Height (cm)	Polarity
1	3.38272	41.97	PK-U	31.1	-33.8	39.27	-	-	-	-	68.2	-28.93	12	170	H
2	1.9288	43.03	PK-U	26.8	-35.5	34.33	-	-	-	-	68.2	-33.87	355	148	V
3	10.45833	36.83	PK-U	39.5	-24.7	51.63	-	-	-	-	68.2	-16.57	136	101	H
4	14.89806	32.55	PK-U	42	-20.3	54.25	-	-	-	-	68.2	-13.95	203	200	H
5	8.55284	36.71	PK-U	37.6	-25.5	48.81	-	-	-	-	68.2	-19.39	317	101	V
6	* 11.0882	34.99	PK-U	39.6	-23.6	50.99	-	-	74	-23.01	-	-	210	199	V
	* 11.08831	24.09	ADR	39.6	-23.6	40.09	54	-13.91	-	-	-	-	210	199	V

* - indicates frequency in CFR47 Pt 15 / IC RSS-Restricted Band
PK-U - U-NII: Maximum Peak
ADR - U-NII AD primary method, RMS average

UL VERIFICATION SERVICES INC.
47173 Benicia Street, Fremont, CA 94538; USA TEL:(510) 319-4000 FAX:(510) 661-0888

This report shall not be reproduced except in full, without the written approval of UL Verification Services Inc.

6.1.6. TX ABOVE 1 GHz 802.11ax HE80 MODE IN THE 5.2 GHz BAND

1TX ANTENNA 6 – 996 Tones, RU Index 67

BANDEDGE (MID CHANNEL)

HORIZONTAL RESULT

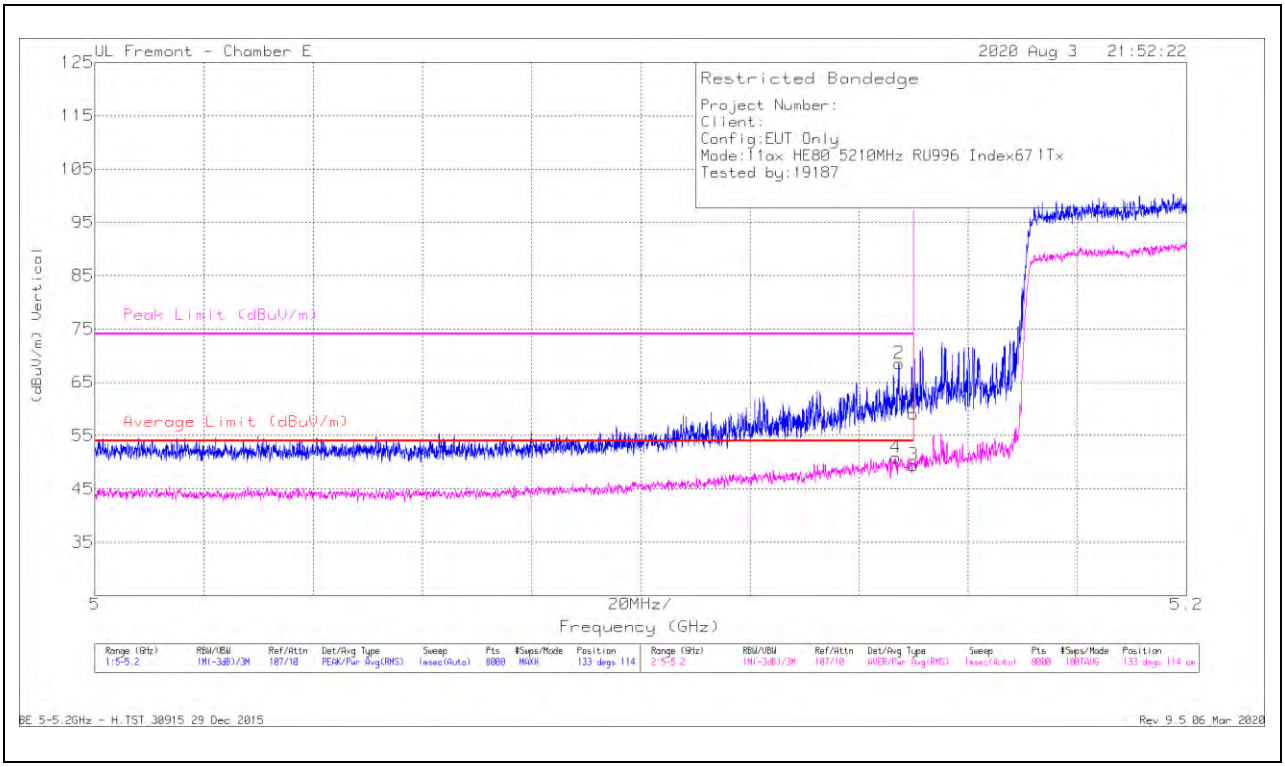

Marker	Frequency (GHz)	Meter Reading (dBuV)	Det	AF T712 (dB/m)	Amp/Cbl/Fltr/Pad (dB)	Corrected Reading (dBuV/m)	Average Limit (dBuV/m)	Margin (dB)	Peak Limit (dBuV/m)	PK Margin (dB)	Azimuth (Degs)	Height (cm)	Polarity
1	* 5.14999	47.13	Pk	34.3	-22.3	59.13	-	-	74	-14.87	133	114	H
2	* 5.14729	56.52	Pk	34.3	-22.3	68.52	-	-	74	-5.48	133	114	H
3	* 5.14999	37.48	RMS	34.3	-22.3	49.48	54	-4.52	-	-	133	114	H
4	* 5.14672	38.9	RMS	34.3	-22.3	50.9	54	-3.1	-	-	133	114	H

* - indicates frequency in CFR47 Pt 15 / IC RSS-Restricted Band
Pk - Peak detector
RMS - RMS detection

UL VERIFICATION SERVICES INC.
47173 Benicia Street, Fremont, CA 94538; USA TEL:(510) 319-4000 FAX:(510) 661-0888
This report shall not be reproduced except in full, without the written approval of UL Verification Services Inc.

VERTICAL RESULT

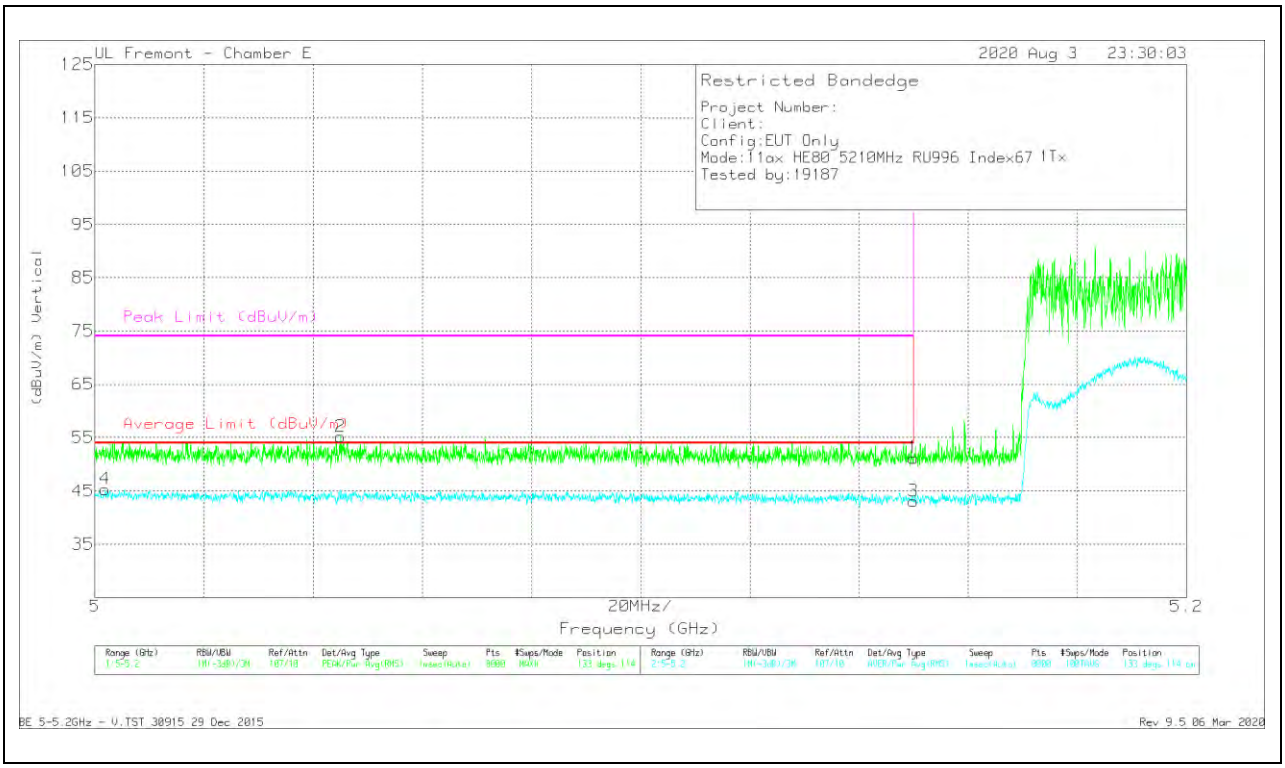

Marker	Frequency (GHz)	Meter Reading (dBuV)	Det	AF T712 (dB/m)	Amp/Cbl/Fltr/Pad (dB)	Corrected Reading (dBuV/m)	Average Limit (dBuV/m)	Margin (dB)	Peak Limit (dBuV/m)	PK Margin (dB)	Azimuth (Degs)	Height (cm)	Polarity
1	* 5.14999	39.19	Pk	34.3	-22.3	51.19	-	-	74	-22.81	133	114	V
2	* 5.04503	43.07	Pk	34.3	-22.2	55.17	-	-	74	-18.83	133	114	V
3	* 5.14999	31.06	RMS	34.3	-22.3	43.06	54	-10.94	-	-	133	114	V
4	* 5.0019	33.23	RMS	34.2	-22.1	45.33	54	-8.67	-	-	133	114	V

* - indicates frequency in CFR47 Pt 15 / IC RSS-Restricted Band
Pk - Peak detector
RMS - RMS detection

UL VERIFICATION SERVICES INC.
47173 Benicia Street, Fremont, CA 94538; USA TEL:(510) 319-4000 FAX:(510) 661-0888

This report shall not be reproduced except in full, without the written approval of UL Verification Services Inc.

1TX ANTENNA 6 – 26 Tones, RU Index 0

BANDEDGE (MID CHANNEL)

HORIZONTAL RESULT

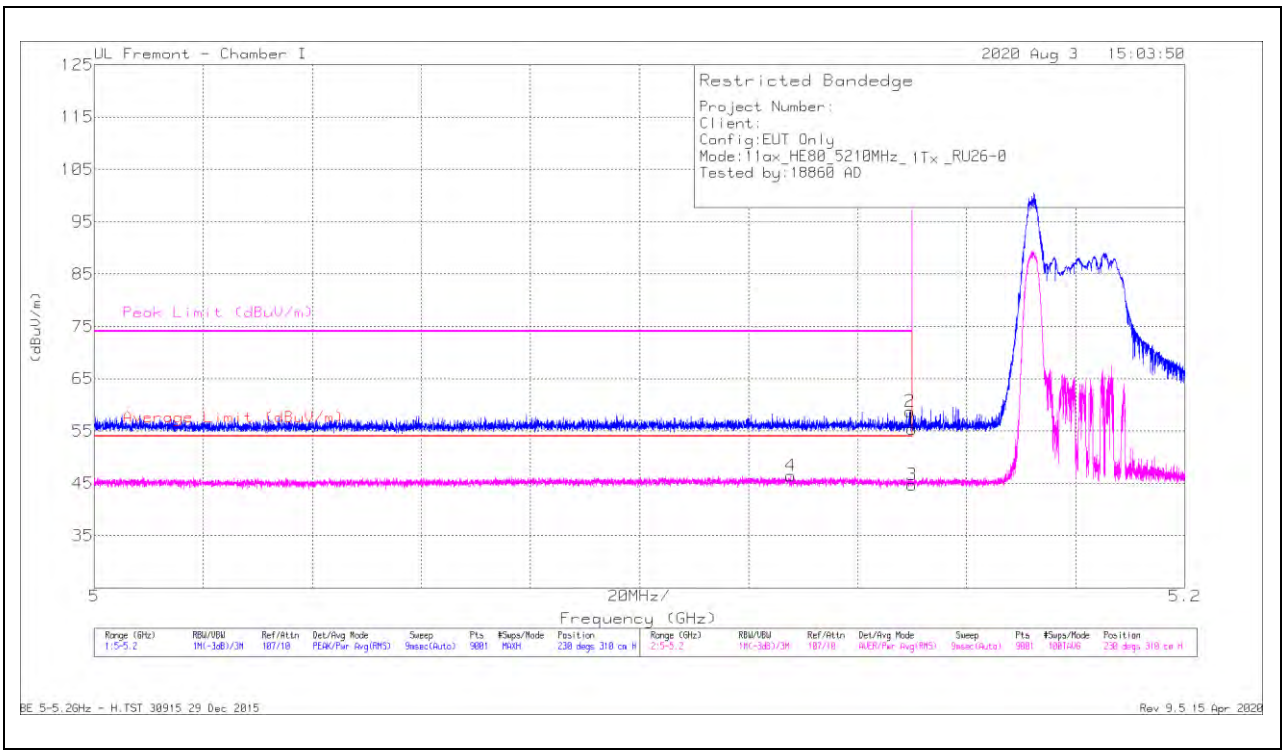

Marker	Frequency (GHz)	Meter Reading (dBuV)	Det	AF T862 (dB/m)	Amp/Cbl/Fltr/Pad (dB)	Corrected Reading (dBuV/m)	Average Limit (dBuV/m)	Margin (dB)	Peak Limit (dBuV/m)	PK Margin (dB)	Azimuth (Degs)	Height (cm)	Polarity
1	* 5.15	35.84	Pk	34.4	-14.8	55.44	-	-	74	-18.56	230	310	H
2	* 5.14955	39.16	Pk	34.4	-14.8	58.76	-	-	74	-15.24	230	310	H
3	* 5.15	25.15	RMS	34.4	-14.8	44.75	54	-9.25	-	-	230	310	H
4	* 5.12771	26.7	RMS	34.4	-14.7	46.4	54	-7.6	-	-	230	310	H

* - indicates frequency in CFR47 Pt 15 / IC RSS-Restricted Band
Pk - Peak detector
RMS - RMS detection

UL VERIFICATION SERVICES INC.
47173 Benicia Street, Fremont, CA 94538; USA TEL:(510) 319-4000 FAX:(510) 661-0888
This report shall not be reproduced except in full, without the written approval of UL Verification Services Inc.

VERTICAL RESULT

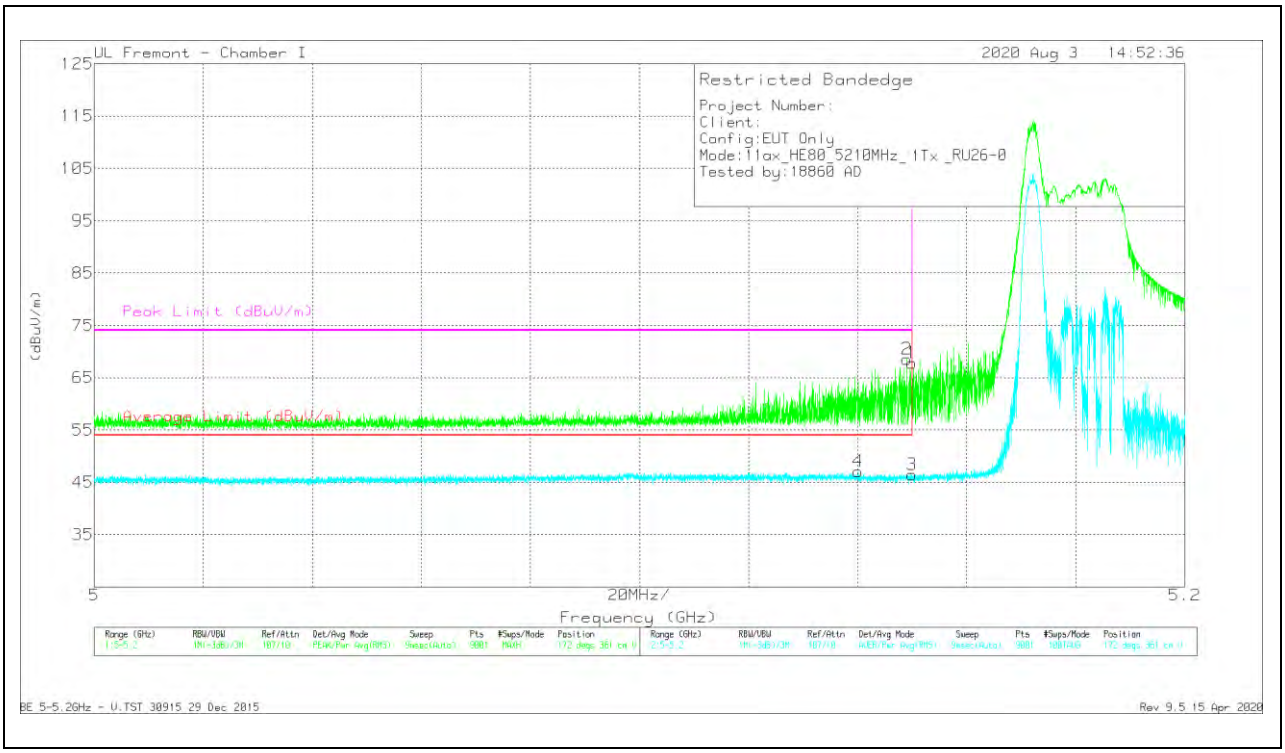

Marker	Frequency (GHz)	Meter Reading (dBuV)	Det	AF T862 (dB/m)	Amp/Cbl/Fltr/Pad (dB)	Corrected Reading (dBuV/m)	Average Limit (dBuV/m)	Margin (dB)	Peak Limit (dBuV/m)	PK Margin (dB)	Azimuth (Degs)	Height (cm)	Polarity
1	* 5.15	48.15	Pk	34.4	-14.8	67.75	-	-	74	-6.25	172	361	V
2	* 5.14902	48.97	Pk	34.4	-14.8	68.57	-	-	74	-5.43	172	361	V
3	* 5.15	26.85	RMS	34.4	-14.8	46.45	54	-7.55	-	-	172	361	V
4	* 5.14015	27.37	RMS	34.5	-14.8	47.07	54	-6.93	-	-	172	361	V

* - indicates frequency in CFR47 Pt 15 / IC RSS-Restricted Band
Pk - Peak detector
RMS - RMS detection

UL VERIFICATION SERVICES INC.
47173 Benicia Street, Fremont, CA 94538; USA TEL:(510) 319-4000 FAX:(510) 661-0888

This report shall not be reproduced except in full, without the written approval of UL Verification Services Inc.

1TX ANTENNA 5 – 996 Tones, RU Index 67

BANDEDGE (MID CHANNEL)

HORIZONTAL RESULT

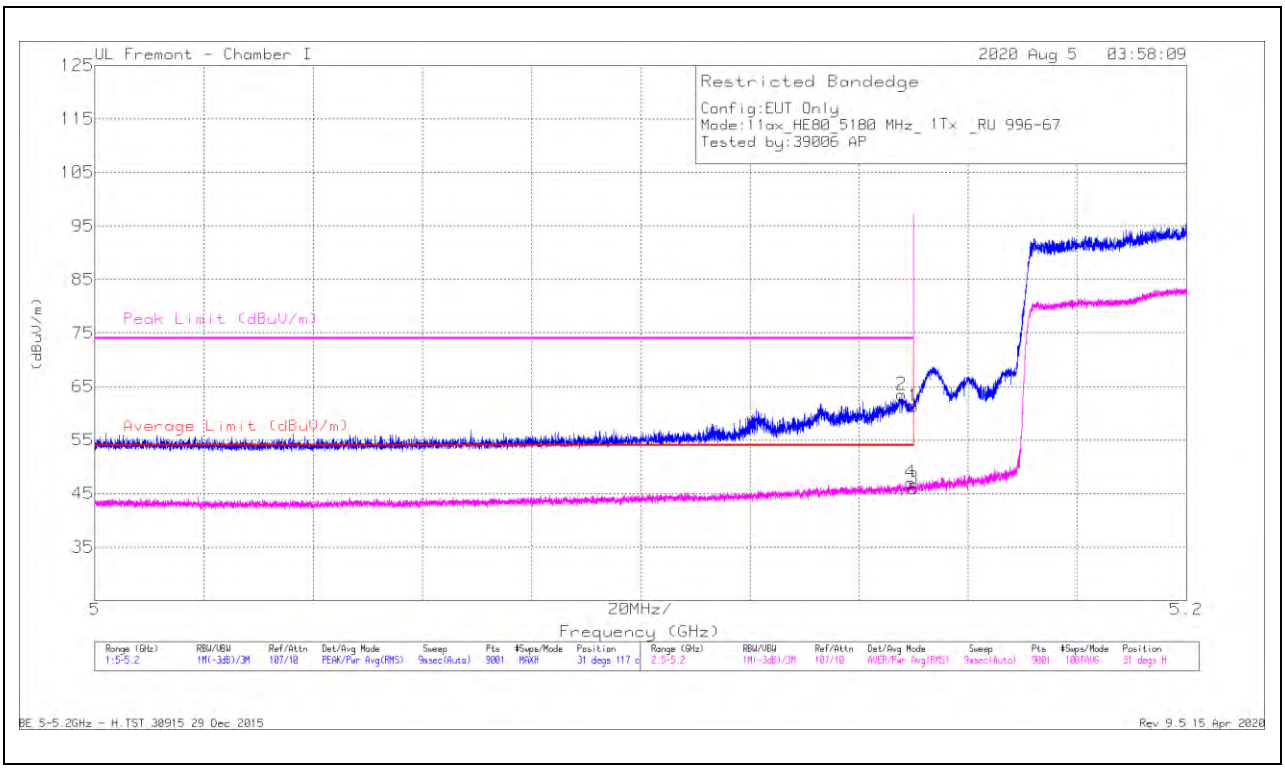

Marker	Frequency (GHz)	Meter Reading (dBuV)	Det	AF T862 (dB/m)	Amp/Cbl/Fltr/Pad (dB)	Corrected Reading (dBuV/m)	Average Limit (dBuV/m)	Margin (dB)	Peak Limit (dBuV/m)	PK Margin (dB)	Azimuth (Degs)	Height (cm)	Polarity
1	* 5.15	41.76	Pk	34.4	-14.8	61.36	-	-	74	-12.64	31	117	H
2	* 5.1478	43.9	Pk	34.4	-14.8	63.5	-	-	74	-10.5	31	117	H
3	* 5.15	26.36	RMS	34.4	-14.8	45.96	54	-8.04	-	-	31	117	H
4	* 5.14949	27.46	RMS	34.4	-14.8	47.06	54	-6.94	-	-	31	117	H

* - indicates frequency in CFR47 Pt 15 / IC RSS-Restricted Band
Pk - Peak detector
RMS - RMS detection

UL VERIFICATION SERVICES INC.
47173 Benicia Street, Fremont, CA 94538; USA TEL:(510) 319-4000 FAX:(510) 661-0888

This report shall not be reproduced except in full, without the written approval of UL Verification Services Inc.

VERTICAL RESULT

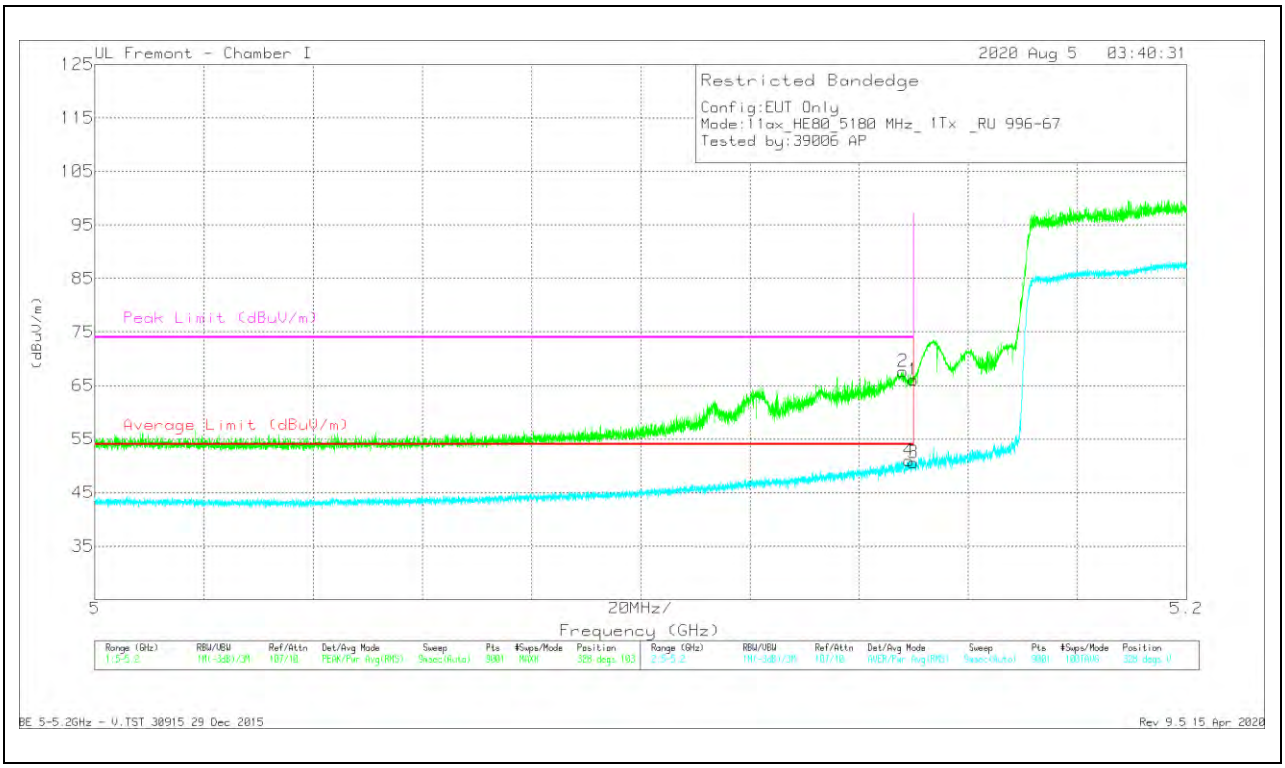

Marker	Frequency (GHz)	Meter Reading (dBuV)	Det	AF T862 (dB/m)	Amp/Cbl/Fltr/Pad (dB)	Corrected Reading (dBuV/m)	Average Limit (dBuV/m)	Margin (dB)	Peak Limit (dBuV/m)	PK Margin (dB)	Azimuth (Degs)	Height (cm)	Polarity
1	* 5.15	46.42	Pk	34.4	-14.8	66.02	-	-	74	-7.98	328	103	V
2	* 5.14804	48.02	Pk	34.4	-14.8	67.62	-	-	74	-6.38	328	103	V
3	* 5.15	30.99	RMS	34.4	-14.8	50.59	54	-3.41	-	-	328	103	V
4	* 5.14915	31.34	RMS	34.4	-14.8	50.94	54	-3.06	-	-	328	103	V

* - indicates frequency in CFR47 Pt 15 / IC RSS-Restricted Band
Pk - Peak detector
RMS - RMS detection

UL VERIFICATION SERVICES INC.
47173 Benicia Street, Fremont, CA 94538; USA TEL:(510) 319-4000 FAX:(510) 661-0888

This report shall not be reproduced except in full, without the written approval of UL Verification Services Inc.

1TX ANTENNA 5 – 26 Tones, RU Index 0

BANDEDGE (MID CHANNEL)

HORIZONTAL RESULT

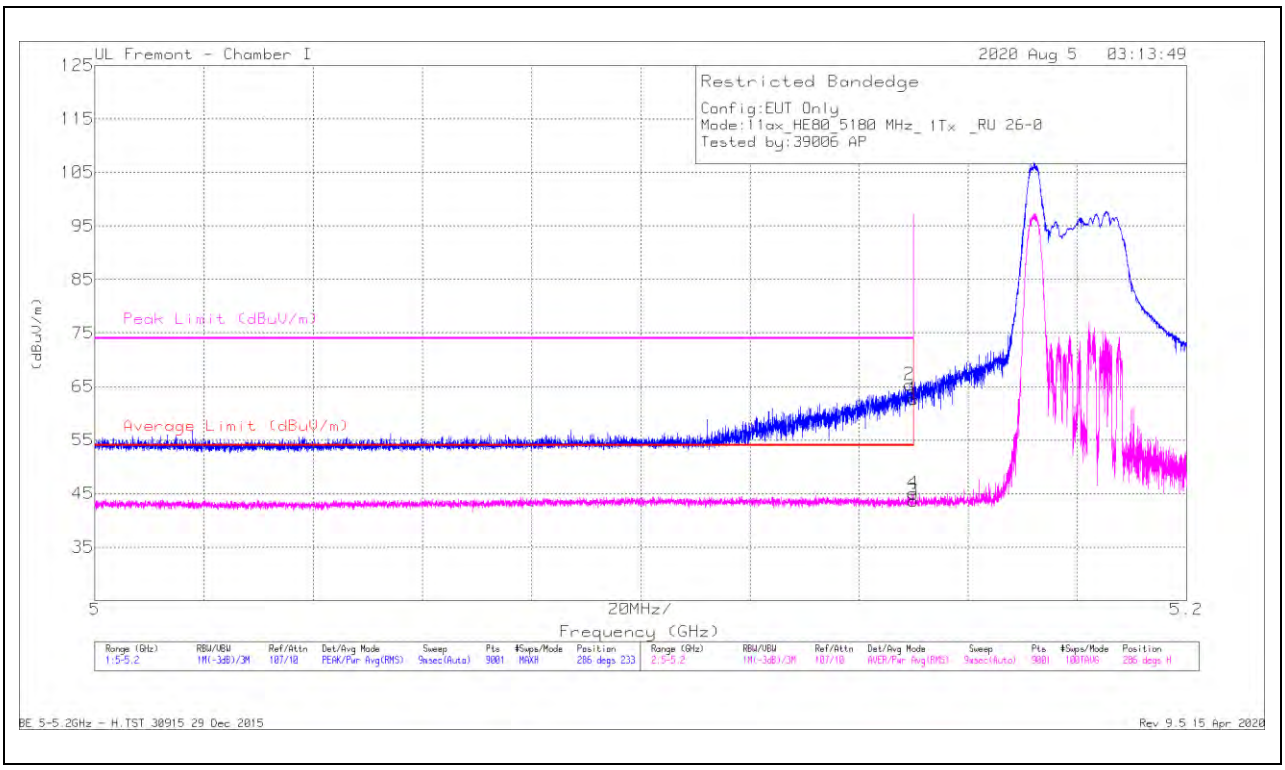

Marker	Frequency (GHz)	Meter Reading (dBuV)	Det	AF T862 (dB/m)	Amp/Cbl/Fltr/Pad (dB)	Corrected Reading (dBuV/m)	Average Limit (dBuV/m)	Margin (dB)	Peak Limit (dBuV/m)	PK Margin (dB)	Azimuth (Degs)	Height (cm)	Polarity
1	* 5.15	43.04	Pk	34.4	-14.8	62.64	-	-	74	-11.36	286	233	H
2	* 5.1492	45.74	Pk	34.4	-14.8	65.34	-	-	74	-8.66	286	233	H
3	* 5.15	24.07	RMS	34.4	-14.8	43.67	54	-10.33	-	-	286	233	H
4	* 5.14991	25.47	RMS	34.4	-14.8	45.07	54	-8.93	-	-	286	233	H

* - indicates frequency in CFR47 Pt 15 / IC RSS-Restricted Band
Pk - Peak detector
RMS - RMS detection

UL VERIFICATION SERVICES INC.
47173 Benicia Street, Fremont, CA 94538; USA TEL:(510) 319-4000 FAX:(510) 661-0888

This report shall not be reproduced except in full, without the written approval of UL Verification Services Inc.

VERTICAL RESULT

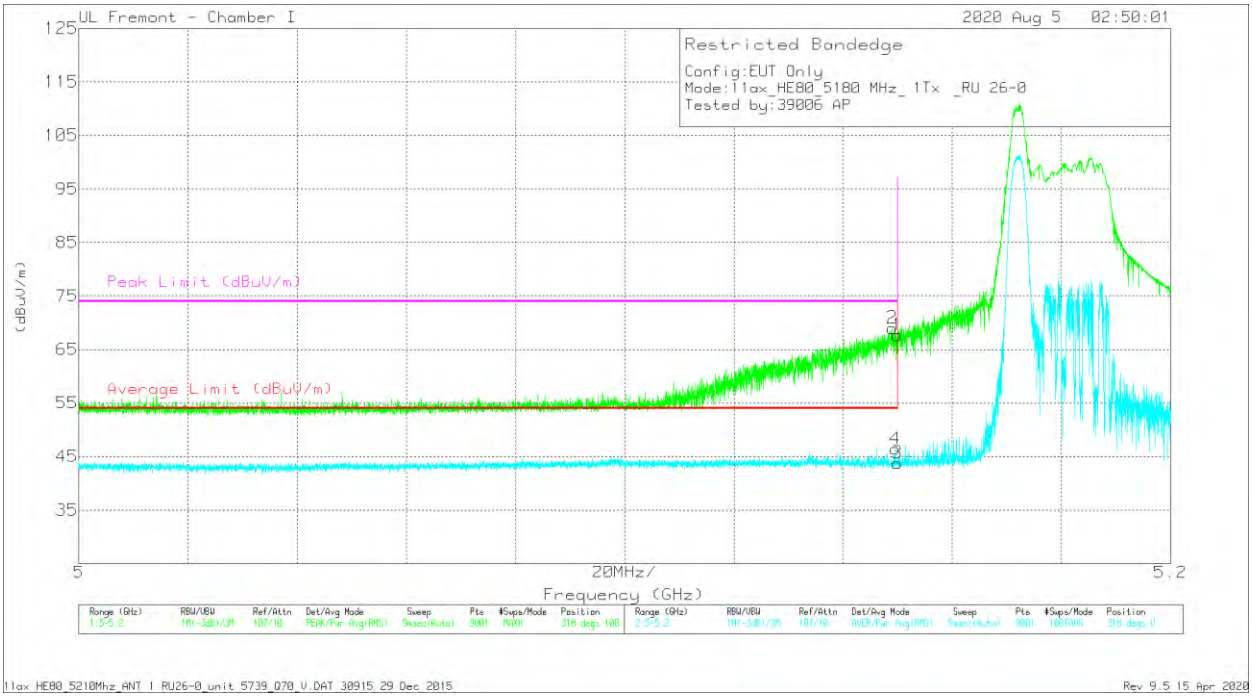

Marker	Frequency (GHz)	Meter Reading (dBuV)	Det	AF T862 (dB/m)	Amp/Cbl/Fltr/Pad (dB)	Corrected Reading (dBuV/m)	Average Limit (dBuV/m)	Margin (dB)	Peak Limit (dBuV/m)	PK Margin (dB)	Azimuth (Degs)	Height (cm)	Polarity
1	* 5.15	48.09	Pk	34.4	-14.8	67.69	-	-	74	-6.31	318	108	V
2	* 5.14902	49.37	Pk	34.4	-14.8	68.97	-	-	74	-5.03	318	108	V
3	* 5.15	24.16	RMS	34.4	-14.8	43.76	54	-10.24	-	-	318	108	V
4	* 5.14962	26.8	RMS	34.4	-14.8	46.4	54	-7.6	-	-	318	108	V

* - indicates frequency in CFR47 Pt 15 / IC RSS-Restricted Band
Pk - Peak detector
RMS - RMS detection

UL VERIFICATION SERVICES INC.
47173 Benicia Street, Fremont, CA 94538; USA TEL:(510) 319-4000 FAX:(510) 661-0888

This report shall not be reproduced except in full, without the written approval of UL Verification Services Inc.

2TX ANTENNA 6 + ANTENNA 5 OFDMA MODE – 996 Tones, RU Index 67

BANDEDGE (MID CHANNEL)

HORIZONTAL RESULT

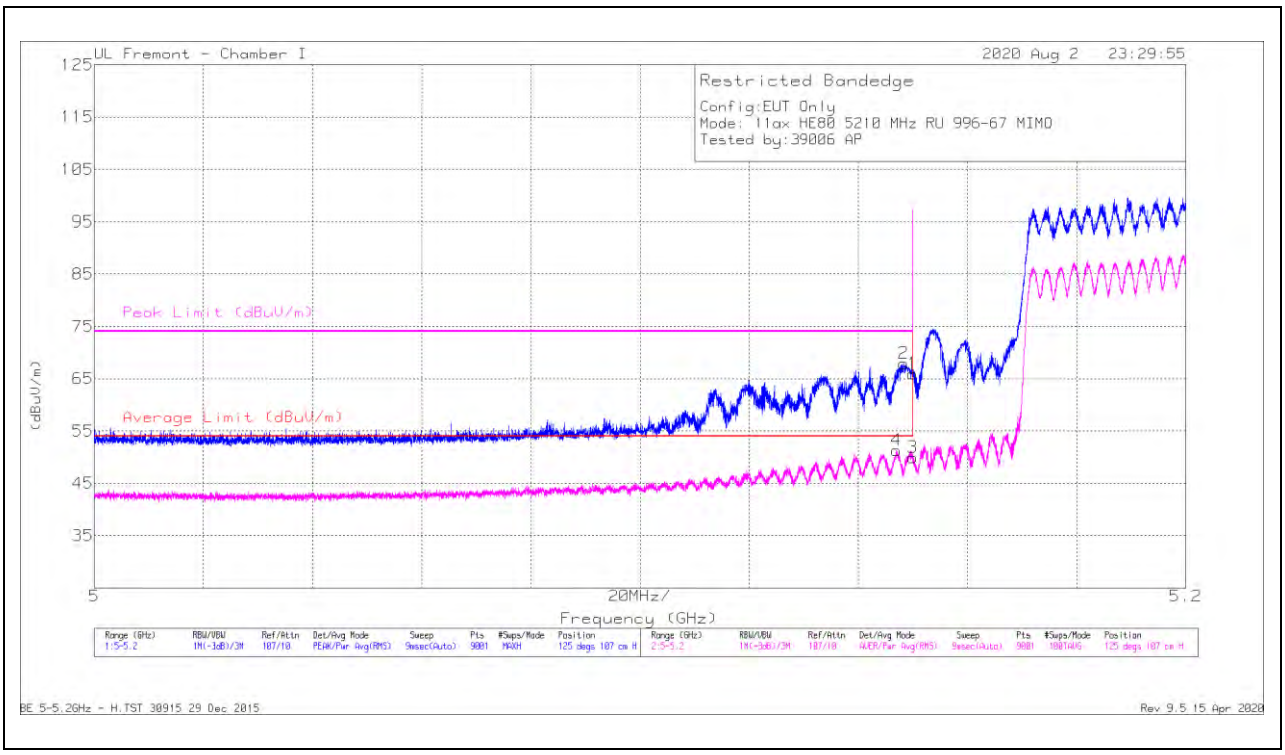

Marker	Frequency (GHz)	Meter Reading (dBuV)	Det	AF T862 (dB/m)	Amp/Cbl/Fltr/Pad (dB)	Corrected Reading (dBuV/m)	Average Limit (dBuV/m)	Margin (dB)	Peak Limit (dBuV/m)	PK Margin (dB)	Azimuth (Degs)	Height (cm)	Polarity
1	* 5.15	46.38	Pk	34.4	-14.8	65.98	-	-	74	-8.02	125	107	H
2	* 5.14824	48.35	Pk	34.4	-14.8	67.95	-	-	74	-6.05	125	107	H
3	* 5.15	30.34	RMS	34.4	-14.8	49.94	54	-4.06	-	-	125	107	H
4	* 5.14702	31.74	RMS	34.3	-14.8	51.24	54	-2.76	-	-	125	107	H

* - indicates frequency in CFR47 Pt 15 / IC RSS-Restricted Band
Pk - Peak detector
RMS - RMS detection

UL VERIFICATION SERVICES INC.
47173 Benicia Street, Fremont, CA 94538; USA TEL:(510) 319-4000 FAX:(510) 661-0888

This report shall not be reproduced except in full, without the written approval of UL Verification Services Inc.

VERTICAL RESULT

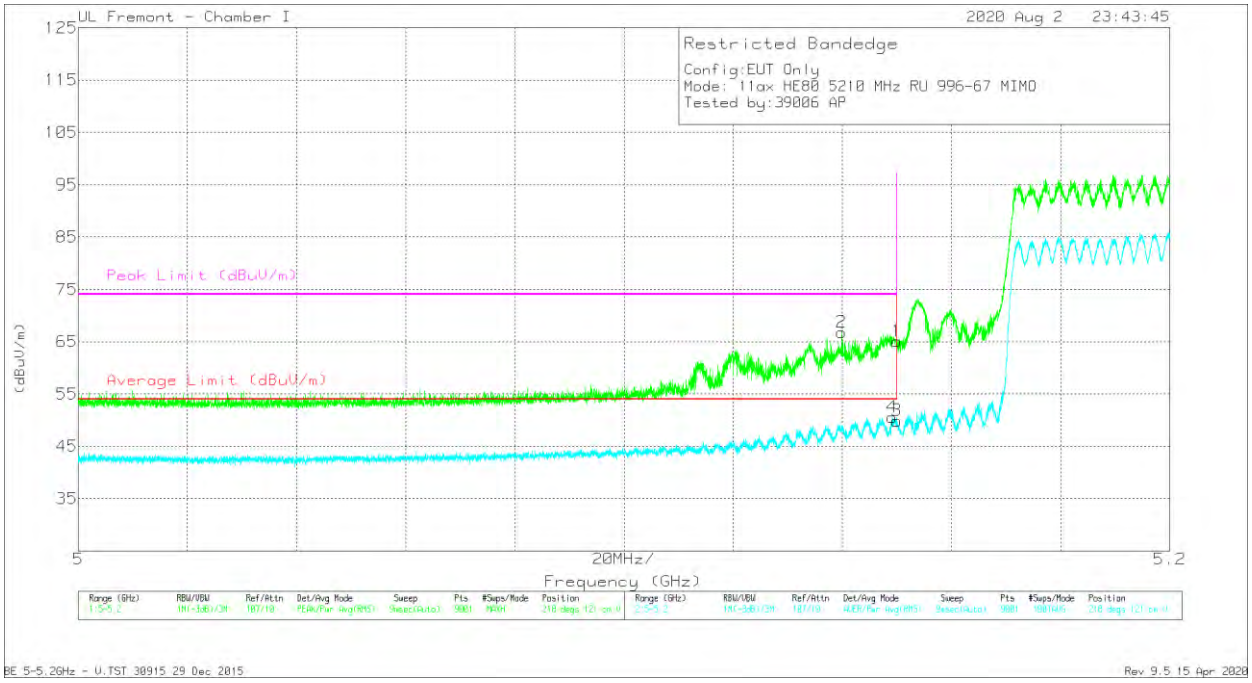

Marker	Frequency (GHz)	Meter Reading (dBuV)	Det	AF T862 (dB/m)	Amp/Cbl/Fltr/Pad (dB)	Corrected Reading (dBuV/m)	Average Limit (dBuV/m)	Margin (dB)	Peak Limit (dBuV/m)	PK Margin (dB)	Azimuth (Degs)	Height (cm)	Polarity
1	* 5.15	45.48	Pk	34.4	-14.8	65.08	-	-	74	-8.92	218	121	V
2	* 5.13987	47.09	Pk	34.5	-14.8	66.79	-	-	74	-7.21	218	121	V
3	* 5.15	30.26	RMS	34.4	-14.8	49.86	54	-4.14	-	-	218	121	V
4	* 5.14918	30.96	RMS	34.4	-14.8	50.56	54	-3.44	-	-	218	121	V

* - indicates frequency in CFR47 Pt 15 / IC RSS-Restricted Band
Pk - Peak detector
RMS - RMS detection

UL VERIFICATION SERVICES INC.
47173 Benicia Street, Fremont, CA 94538; USA TEL:(510) 319-4000 FAX:(510) 661-0888

This report shall not be reproduced except in full, without the written approval of UL Verification Services Inc.

HARMONICS AND SPURIOUS EMISSIONS

MID CHANNEL RESULTS

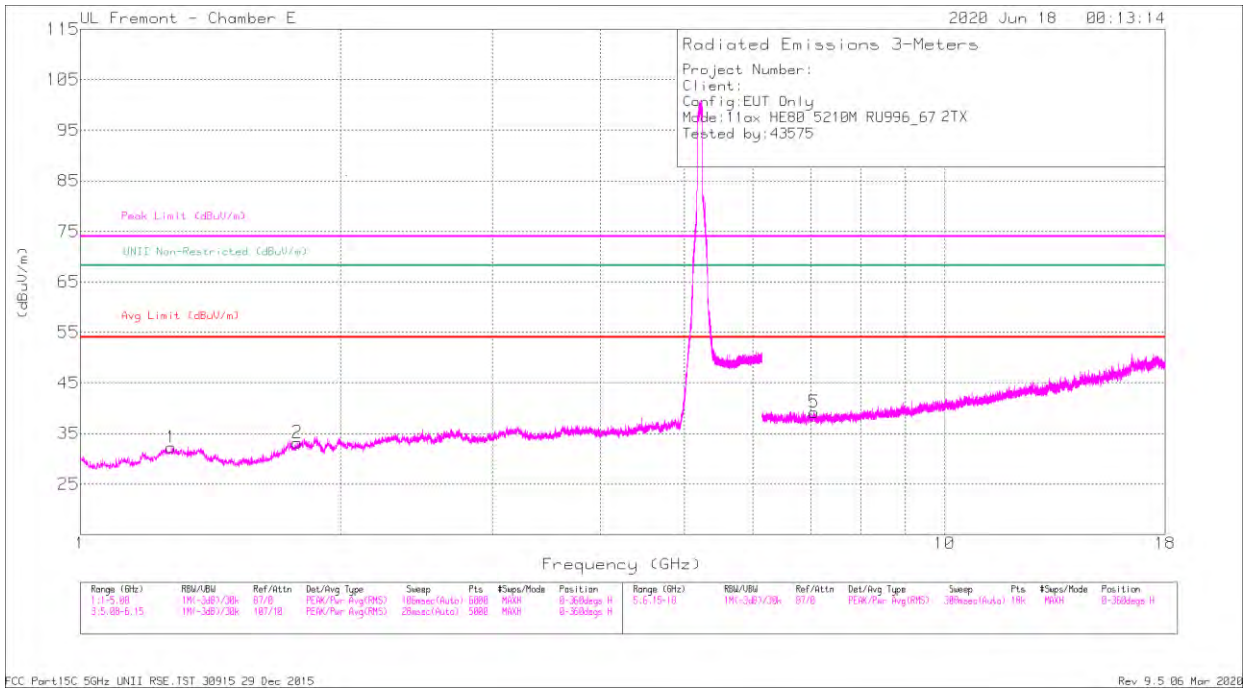

HORIZONTAL

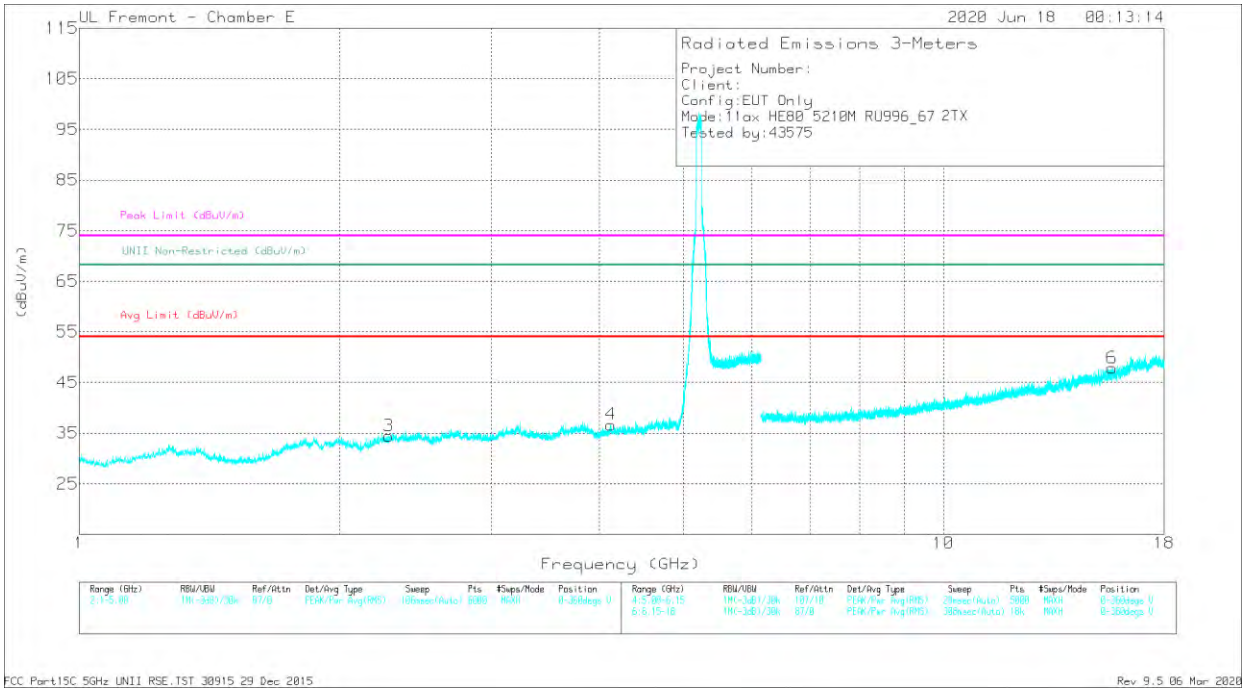

VERTICAL

UL VERIFICATION SERVICES INC.
47173 Benicia Street, Fremont, CA 94538; USA TEL:(510) 319-4000 FAX:(510) 661-0888

This report shall not be reproduced except in full, without the written approval of UL Verification Services Inc.

RADIATED EMISSIONS

Marker	Frequency (GHz)	Meter Reading (dBuV)	Det	AF T712 (dB/m)	Amp/Cbl/Fltr/Pad (dB)	Corrected Reading (dBuV/m)	Avg Limit (dBuV/m)	Margin (dB)	Peak Limit (dBuV/m)	PK Margin (dB)	UNII Non-Restricted (dBuV/m)	PK Margin (dB)	Azimuth (Degs)	Height (cm)	Polarity
1	* 1.27342	45.07	PK-U	29.7	-34.8	39.97	-	-	74	-34.03	-	-	0	199	H
	* 1.27465	33.49	ADR	29.7	-34.8	28.39	54	-25.61	-	-	-	-	0	199	H
3	* 2.28009	45.38	PK-U	31.9	-35.7	41.58	-	-	74	-32.42	-	-	0	199	V
	* 2.28137	33.81	ADR	32	-35.7	30.11	54	-23.89	-	-	-	-	0	199	V
4	* 4.12223	42.21	PK-U	33.6	-32.4	43.41	-	-	74	-30.59	-	-	0	101	V
	* 4.12266	30.78	ADR	33.6	-32.4	31.98	54	-22.02	-	-	-	-	0	101	V
6	* 15.67084	35.25	PK-U	40.3	-21.2	54.35	-	-	74	-19.65	-	-	0	199	V
	* 15.66945	24.62	ADR	40.3	-21.2	43.72	54	-10.28	-	-	-	-	0	199	V
2	1.78403	45.41	PK-U	30.5	-35.2	40.71	-	-	-	-	68.2	-27.49	0	199	H
5	7.07109	38.73	PK-U	35.7	-28.5	45.93	-	-	-	-	68.2	-22.27	0	199	H

* - indicates frequency in CFR47 Pt 15 / IC RSS-Restricted Band
PK-U - U-NII: Maximum Peak
ADR - U-NII AD primary method, RMS average

UL VERIFICATION SERVICES INC.
47173 Benicia Street, Fremont, CA 94538; USA TEL:(510) 319-4000 FAX:(510) 661-0888
This report shall not be reproduced except in full, without the written approval of UL Verification Services Inc.

2TX ANTENNA 6 + ANTENNA 5 OFDMA MODE – 26 Tones, RU Index 0

BANDEDGE (MID CHANNEL)

HORIZONTAL RESULT

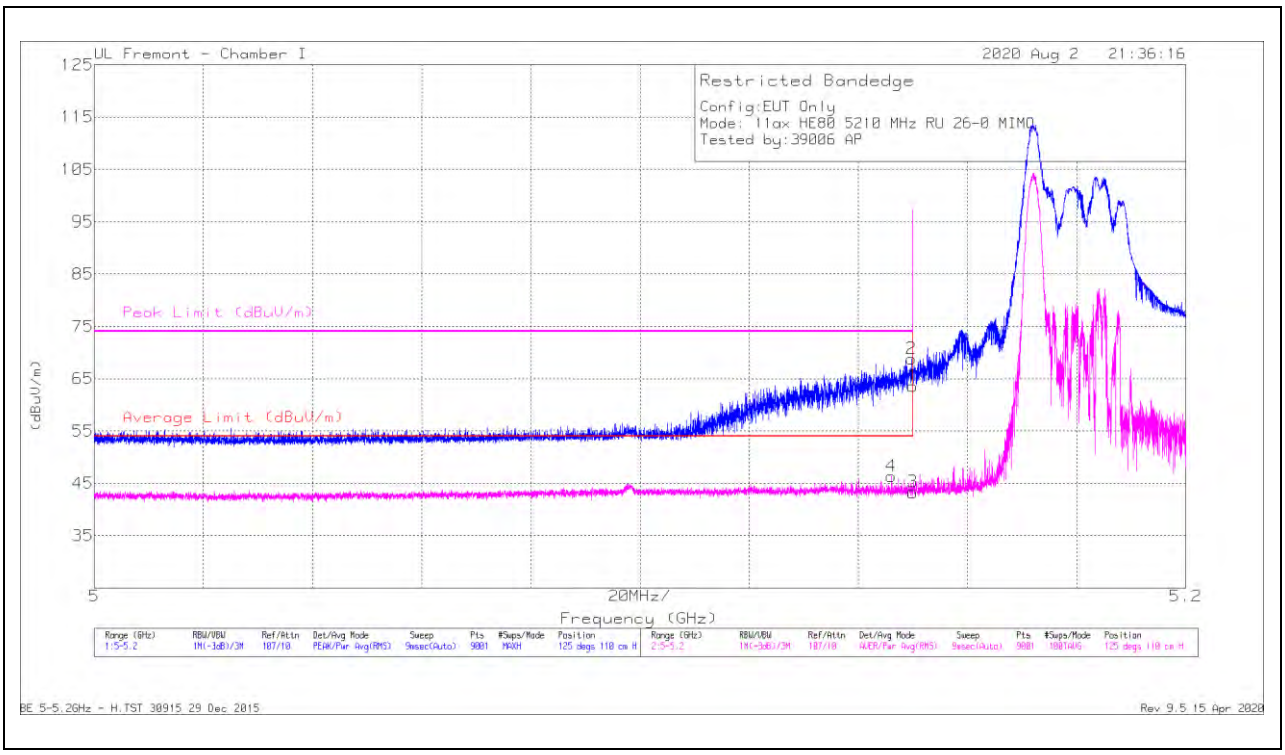

Marker	Frequency (GHz)	Meter Reading (dBuV)	Det	AF T862 (dB/m)	Amp/Cbl/Fltr/Pad (dB)	Corrected Reading (dBuV/m)	Average Limit (dBuV/m)	Margin (dB)	Peak Limit (dBuV/m)	PK Margin (dB)	Azimuth (Degs)	Height (cm)	Polarity
1	* 5.15	43.97	Pk	34.4	-14.8	63.57	-	-	74	-10.43	125	110	H
2	* 5.14978	49.19	Pk	34.4	-14.8	68.79	-	-	74	-5.21	125	110	H
3	* 5.15	23.68	RMS	34.4	-14.8	43.28	54	-10.72	-	-	125	110	H
4	* 5.14607	26.85	RMS	34.3	-14.8	46.35	54	-7.65	-	-	125	110	H

* - indicates frequency in CFR47 Pt 15 / IC RSS-Restricted Band
Pk - Peak detector
RMS - RMS detection

UL VERIFICATION SERVICES INC.
47173 Benicia Street, Fremont, CA 94538; USA TEL:(510) 319-4000 FAX:(510) 661-0888

This report shall not be reproduced except in full, without the written approval of UL Verification Services Inc.

VERTICAL RESULT

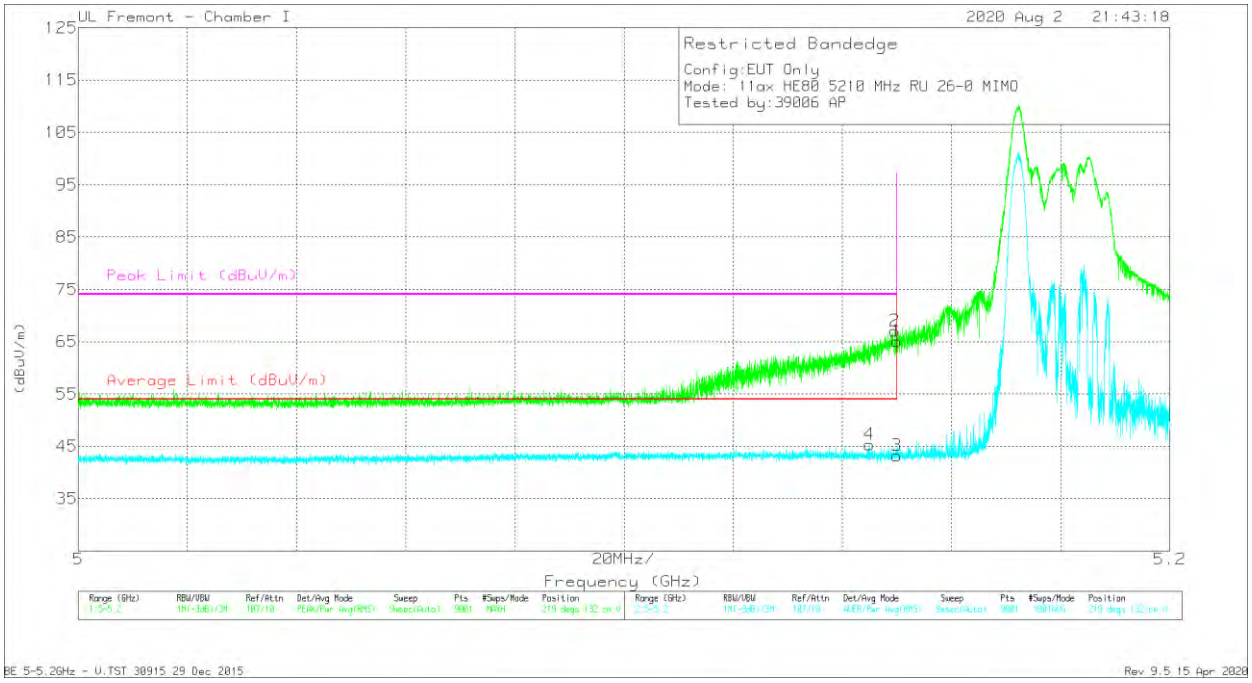

Marker	Frequency (GHz)	Meter Reading (dBuV)	Det	AF T862 (dB/m)	Amp/Cbl/Fltr/Pad (dB)	Corrected Reading (dBuV/m)	Average Limit (dBuV/m)	Margin (dB)	Peak Limit (dBuV/m)	PK Margin (dB)	Azimuth (Degs)	Height (cm)	Polarity
1	* 5.15	45.5	Pk	34.4	-14.8	65.1	-	-	74	-8.9	219	132	V
2	* 5.14958	47.5	Pk	34.4	-14.8	67.1	-	-	74	-6.9	219	132	V
3	* 5.15	23.61	RMS	34.4	-14.8	43.21	54	-10.79	-	-	219	132	V
4	* 5.14493	25.68	RMS	34.4	-14.8	45.28	54	-8.72	-	-	219	132	V

* - indicates frequency in CFR47 Pt 15 / IC RSS-Restricted Band
Pk - Peak detector
RMS - RMS detection

UL VERIFICATION SERVICES INC.
47173 Benicia Street, Fremont, CA 94538; USA TEL:(510) 319-4000 FAX:(510) 661-0888

This report shall not be reproduced except in full, without the written approval of UL Verification Services Inc.

HARMONICS AND SPURIOUS EMISSIONS

MID CHANNEL RESULTS

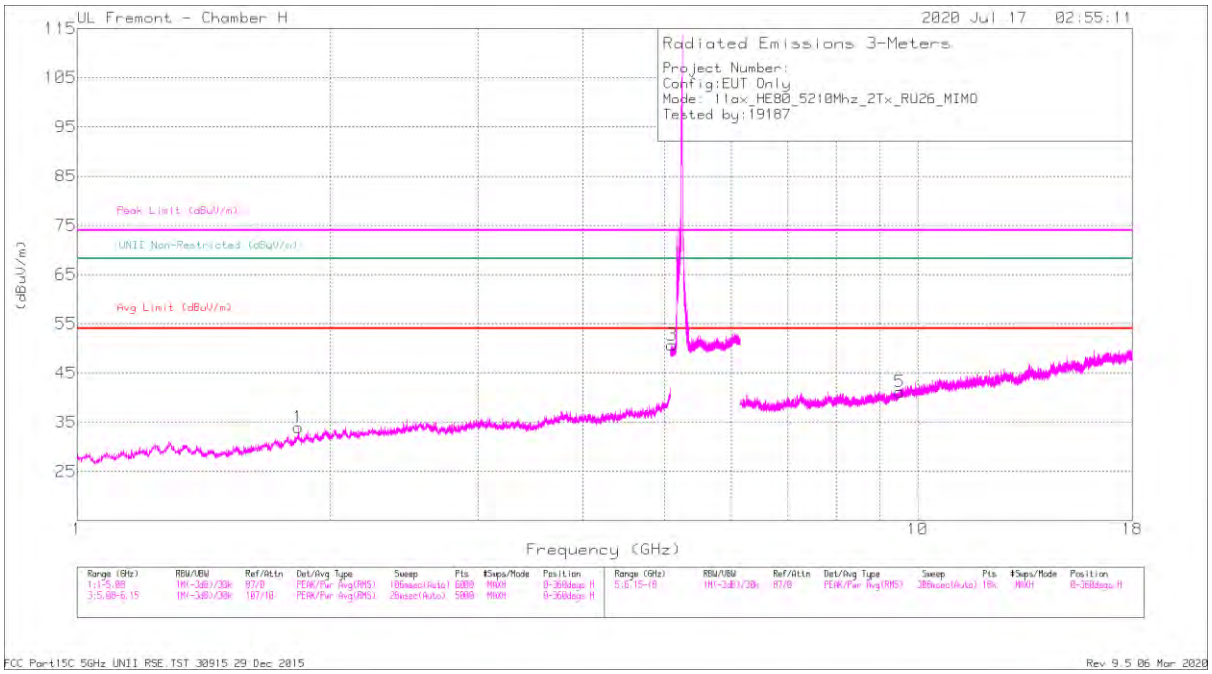

HORIZONTAL

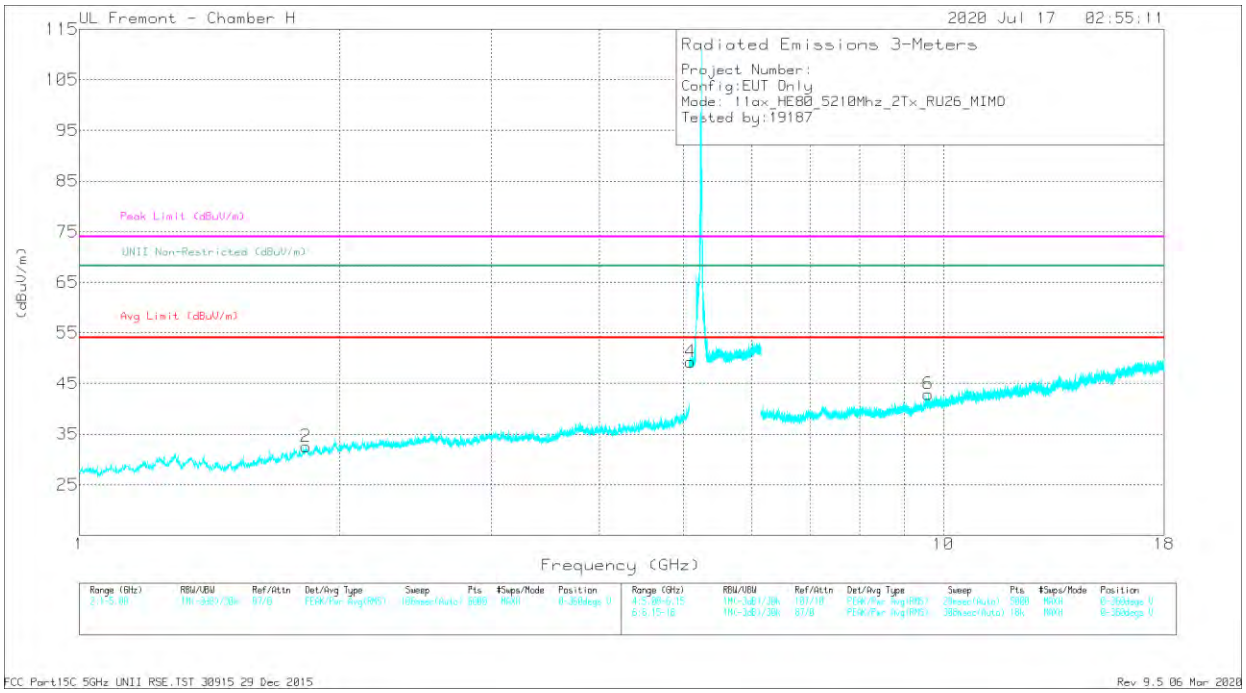

VERTICAL

UL VERIFICATION SERVICES INC.
47173 Benicia Street, Fremont, CA 94538; USA TEL:(510) 319-4000 FAX:(510) 661-0888

This report shall not be reproduced except in full, without the written approval of UL Verification Services Inc.

RADIATED EMISSIONS

Markers	Frequency (GHz)	Meter Reading (dBuV)	Det	AF T863 (dB/m)	Amp/Cbl/Fltr/Pad (dB)	Corrected Reading (dBuV/m)	Avg Limit (dBuV/m)	Margin (dB)	Peak Limit (dBuV/m)	PK Margin (dB)	UNII Non-Restricted (dBuV/m)	PK Margin (dB)	Azimuth (Degs)	Height (cm)	Polarity
3	* 5.09739	43.95	PK-U	34.3	-21.3	56.95	-	-	74	-17.05	-	-	360	101	H
	* 5.09831	32.59	ADR	34.3	-21.3	45.59	54	-8.41	-	-	-	-	360	101	H
4	* 5.09669	44.61	PK-U	34.3	-21.3	57.61	-	-	74	-16.39	-	-	360	199	V
	* 5.09653	32.66	ADR	34.3	-21.3	45.66	54	-8.34	-	-	-	-	360	199	V
2	1.82983	43.46	PK-U	30.8	-34.5	39.76	-	-	-	-	68.2	-28.44	360	101	V
1	1.8331	43.86	PK-U	30.8	-34.5	40.16	-	-	-	-	68.2	-28.04	360	200	H
5	9.52036	37.53	PK-U	36.7	-25.6	48.63	-	-	-	-	68.2	-19.57	360	200	H
6	9.602	36.9	PK-U	36.8	-25.1	48.6	-	-	-	-	68.2	-19.6	360	200	V

* - indicates frequency in CFR47 Pt 15 / IC RSS-Restricted Band
PK-U - U-NII: Maximum Peak
ADR - U-NII AD primary method, RMS average

UL VERIFICATION SERVICES INC.
47173 Benicia Street, Fremont, CA 94538; USA TEL:(510) 319-4000 FAX:(510) 661-0888

This report shall not be reproduced except in full, without the written approval of UL Verification Services Inc.

6.1.7. TX ABOVE 1 GHz 802.11n HT20 MODE IN THE 5.3 GHz BAND

1TX ANTENNA 6

BANDEDGE (HIGH CHANNEL)

HORIZONTAL RESULT

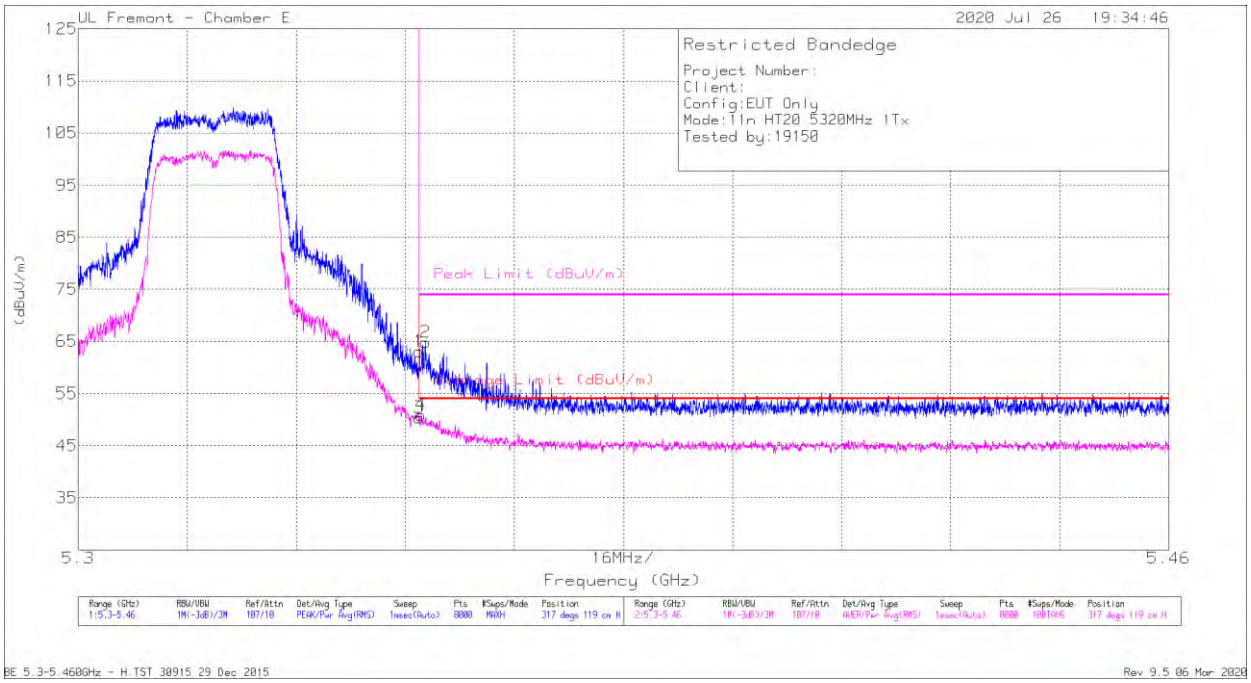

Marker	Frequency (GHz)	Meter Reading (dBuV)	Det	AF T712 (dB/m)	Amp/Cbl/Fltr/Pad (dB)	DC Corr (dB)	Corrected Reading (dBuV/m)	Average Limit (dBuV/m)	Margin (dB)	Peak Limit (dBuV/m)	PK Margin (dB)	Azimuth (Degs)	Height (cm)	Polarity
1	* 5.35001	50.37	Pk	34.5	-21.8	0	63.07	-	-	74	-10.93	317	119	H
2	* 5.35093	52.11	Pk	34.5	-21.8	0	64.81	-	-	74	-9.19	317	119	H
3	* 5.35001	37.07	RMS	34.5	-21.8	.35	50.12	54	-3.88	-	-	317	119	H
4	* 5.35033	37.62	RMS	34.5	-21.8	.35	50.67	54	-3.33	-	-	317	119	H

* - indicates frequency in CFR47 Pt 15 / IC RSS-Restricted Band
Pk - Peak detector
RMS - RMS detection

UL VERIFICATION SERVICES INC.
47173 Benicia Street, Fremont, CA 94538; USA TEL:(510) 319-4000 FAX:(510) 661-0888
This report shall not be reproduced except in full, without the written approval of UL Verification Services Inc.

VERTICAL RESULT

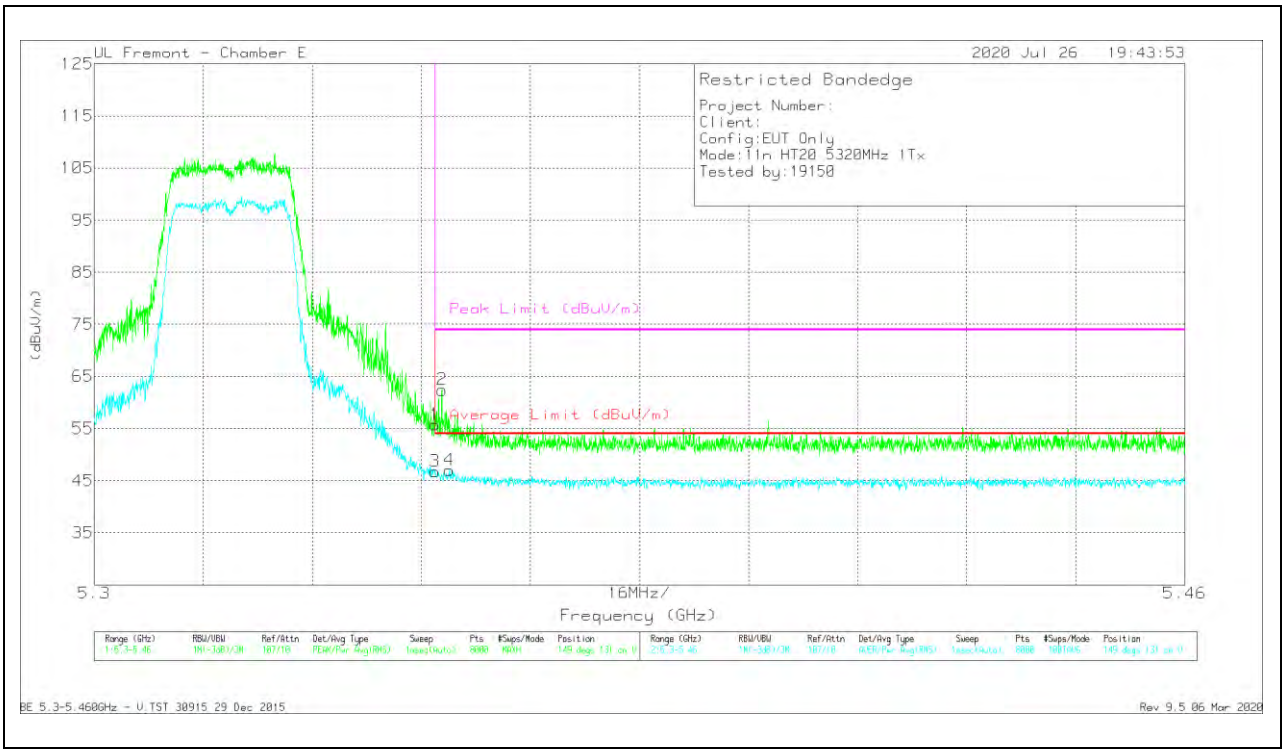

Marker	Frequency (GHz)	Meter Reading (dBuV)	Det	AF T712 (dB/m)	Amp/Cbl/Fltr/Pad (dB)	DC Corr (dB)	Corrected Reading (dBuV/m)	Average Limit (dBuV/m)	Margin (dB)	Peak Limit (dBuV/m)	PK Margin (dB)	Azimuth (Degs)	Height (cm)	Polarity
1	* 5.35001	43.05	Pk	34.5	-21.8	0	55.75	-	-	74	-18.25	149	131	V
2	* 5.35101	49.71	Pk	34.5	-21.8	0	62.41	-	-	74	-11.59	149	131	V
3	* 5.35001	33.53	RMS	34.5	-21.8	.35	46.58	54	-7.42	-	-	149	131	V
4	* 5.35213	33.7	RMS	34.5	-21.7	.35	46.85	54	-7.15	-	-	149	131	V

* - indicates frequency in CFR47 Pt 15 / IC RSS-Restricted Band
Pk - Peak detector
RMS - RMS detection

UL VERIFICATION SERVICES INC.
47173 Benicia Street, Fremont, CA 94538; USA TEL:(510) 319-4000 FAX:(510) 661-0888

This report shall not be reproduced except in full, without the written approval of UL Verification Services Inc.

1TX ANTENNA 5

BANDEDGE (HIGH CHANNEL)

HORIZONTAL RESULT

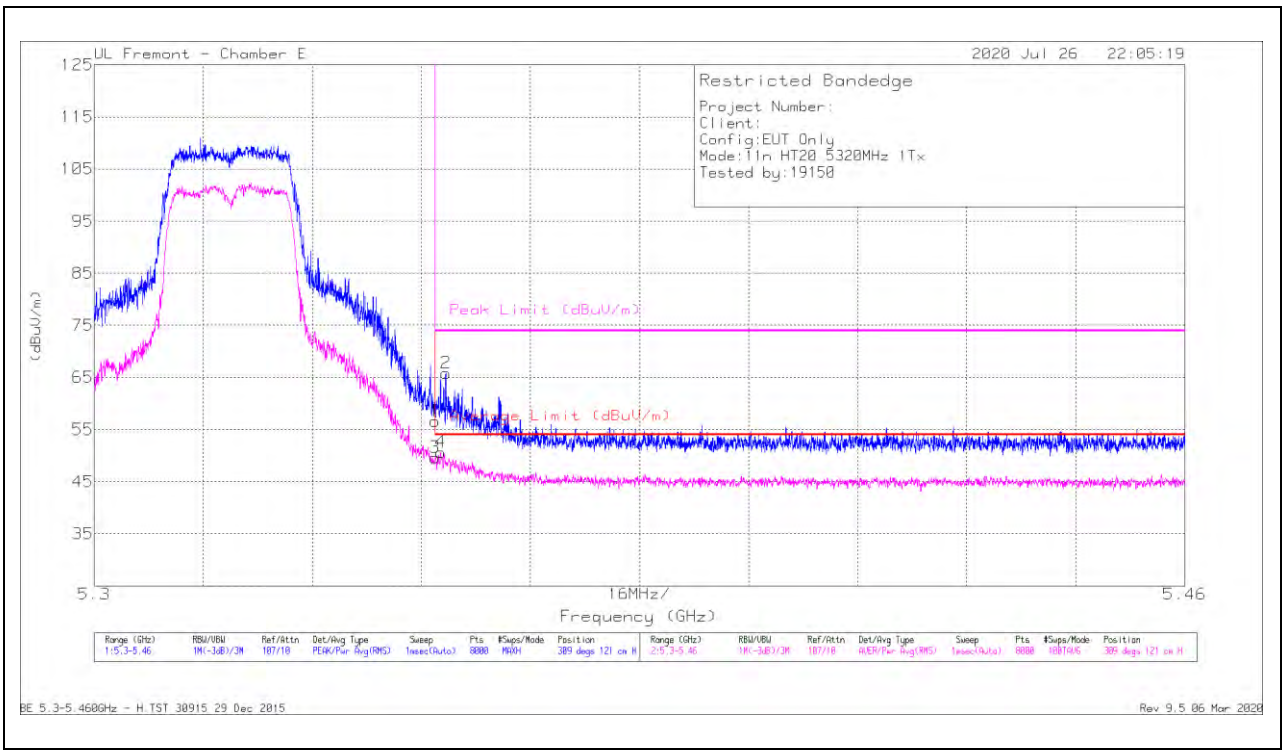

Marker	Frequency (GHz)	Meter Reading (dBuV)	Det	AF T712 (dB/m)	Amp/Cbl/Fltr/Pad (dB)	DC Corr (dB)	Corrected Reading (dBuV/m)	Average Limit (dBuV/m)	Margin (dB)	Peak Limit (dBuV/m)	PK Margin (dB)	Azimuth (Degs)	Height (cm)	Polarity
1	* 5.35001	43.87	Pk	34.5	-21.8	0	56.57	-	-	74	-17.43	309	121	H
2	* 5.35157	53.03	Pk	34.5	-21.7	0	65.83	-	-	74	-8.17	309	121	H
3	* 5.35001	36.31	RMS	34.5	-21.8	.35	49.36	54	-4.64	-	-	309	121	H
4	* 5.35081	37.34	RMS	34.5	-21.8	.35	50.39	54	-3.61	-	-	309	121	H

* - indicates frequency in CFR47 Pt 15 / IC RSS-Restricted Band
Pk - Peak detector
RMS - RMS detection

UL VERIFICATION SERVICES INC.
47173 Benicia Street, Fremont, CA 94538; USA TEL:(510) 319-4000 FAX:(510) 661-0888

This report shall not be reproduced except in full, without the written approval of UL Verification Services Inc.

VERTICAL RESULT

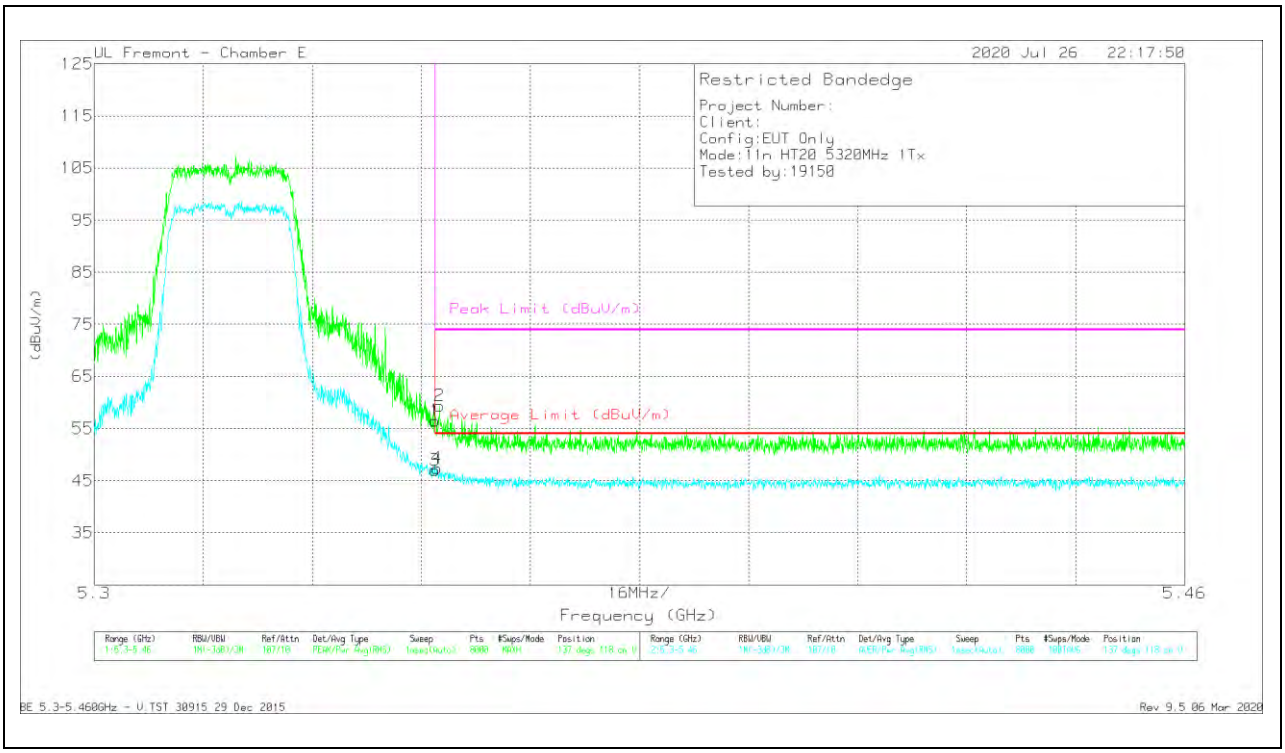

Marker	Frequency (GHz)	Meter Reading (dBuV)	Det	AF T712 (dB/m)	Amp/Cbl/Fltr/Pad (dB)	DC Corr (dB)	Corrected Reading (dBuV/m)	Average Limit (dBuV/m)	Margin (dB)	Peak Limit (dBuV/m)	PK Margin (dB)	Azimuth (Degs)	Height (cm)	Polarity
1	* 5.35001	43.74	Pk	34.5	-21.8	0	56.44	-	-	74	-17.56	137	118	V
2	* 5.35067	46.65	Pk	34.5	-21.8	0	59.35	-	-	74	-14.65	137	118	V
3	* 5.35001	33.69	RMS	34.5	-21.8	.35	46.74	54	-7.26	-	-	137	118	V
4	* 5.35027	34.11	RMS	34.5	-21.8	.35	47.16	54	-6.84	-	-	137	118	V

* - indicates frequency in CFR47 Pt 15 / IC RSS-Restricted Band
Pk - Peak detector

UL VERIFICATION SERVICES INC.
47173 Benicia Street, Fremont, CA 94538; USA TEL:(510) 319-4000 FAX:(510) 661-0888

This report shall not be reproduced except in full, without the written approval of UL Verification Services Inc.

2TX ANTENNA 6 + ANTENNA 5 CDD MODE

BANDEDGE (HIGH CHANNEL)

HORIZONTAL RESULT

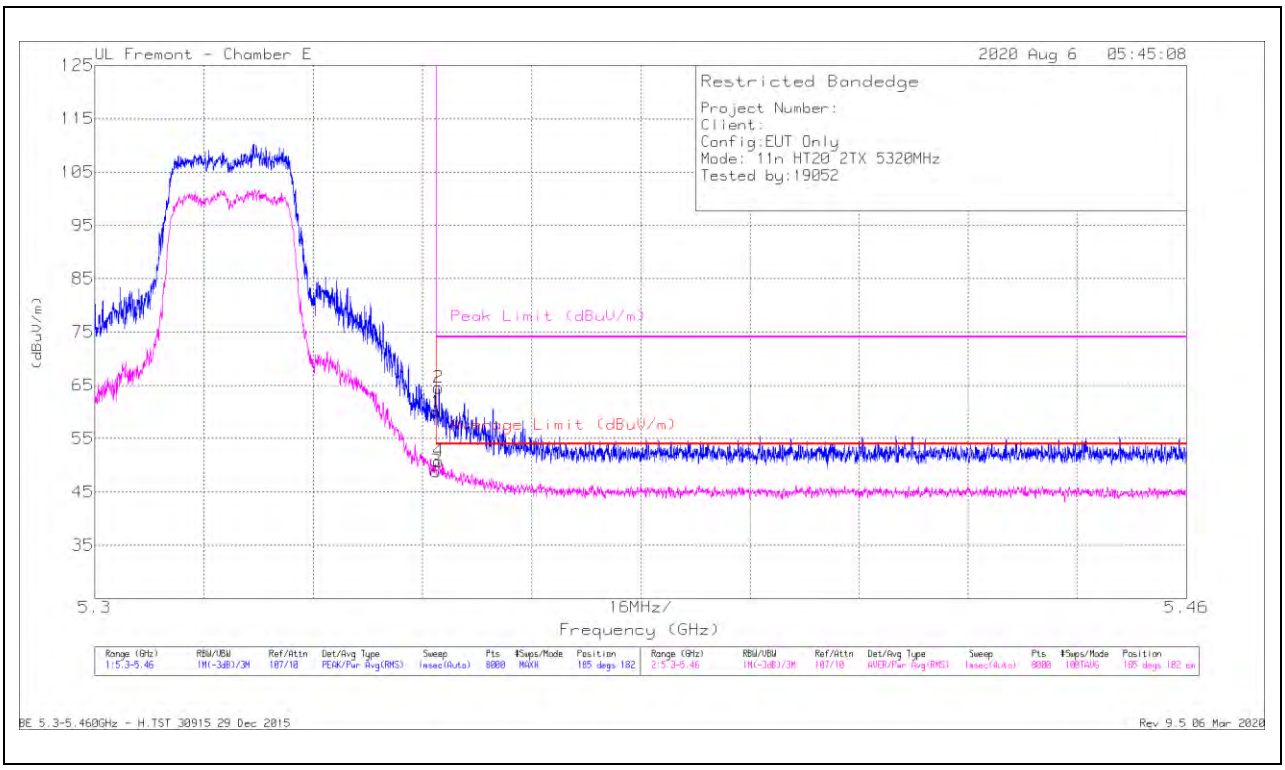

Marker	Frequency (GHz)	Meter Reading (dBuV)	Det	AF T712 (dB/m)	Amp/Cbl/Fltr/Pad (dB)	DC Corr (dB)	Corrected Reading (dBuV/m)	Average Limit (dBuV/m)	Margin (dB)	Peak Limit (dBuV/m)	PK Margin (dB)	Azimuth (Degs)	Height (cm)	Polarity
1	* 5.35001	47.19	Pk	34.5	-21.8	0	59.89	-	-	74	-14.11	185	182	H
2	* 5.35043	51.85	Pk	34.5	-21.8	0	64.55	-	-	74	-9.45	185	182	H
3	* 5.35001	35.6	RMS	34.5	-21.8	.58	48.88	54	-5.12	-	-	185	182	H
4	* 5.35037	37.46	RMS	34.5	-21.8	.58	50.74	54	-3.26	-	-	185	182	H

* - indicates frequency in CFR47 Pt 15 / IC RSS-Restricted Band
Pk - Peak detector
RMS - RMS detection

UL VERIFICATION SERVICES INC.
47173 Benicia Street, Fremont, CA 94538; USA TEL:(510) 319-4000 FAX:(510) 661-0888

This report shall not be reproduced except in full, without the written approval of UL Verification Services Inc.

VERTICAL RESULT

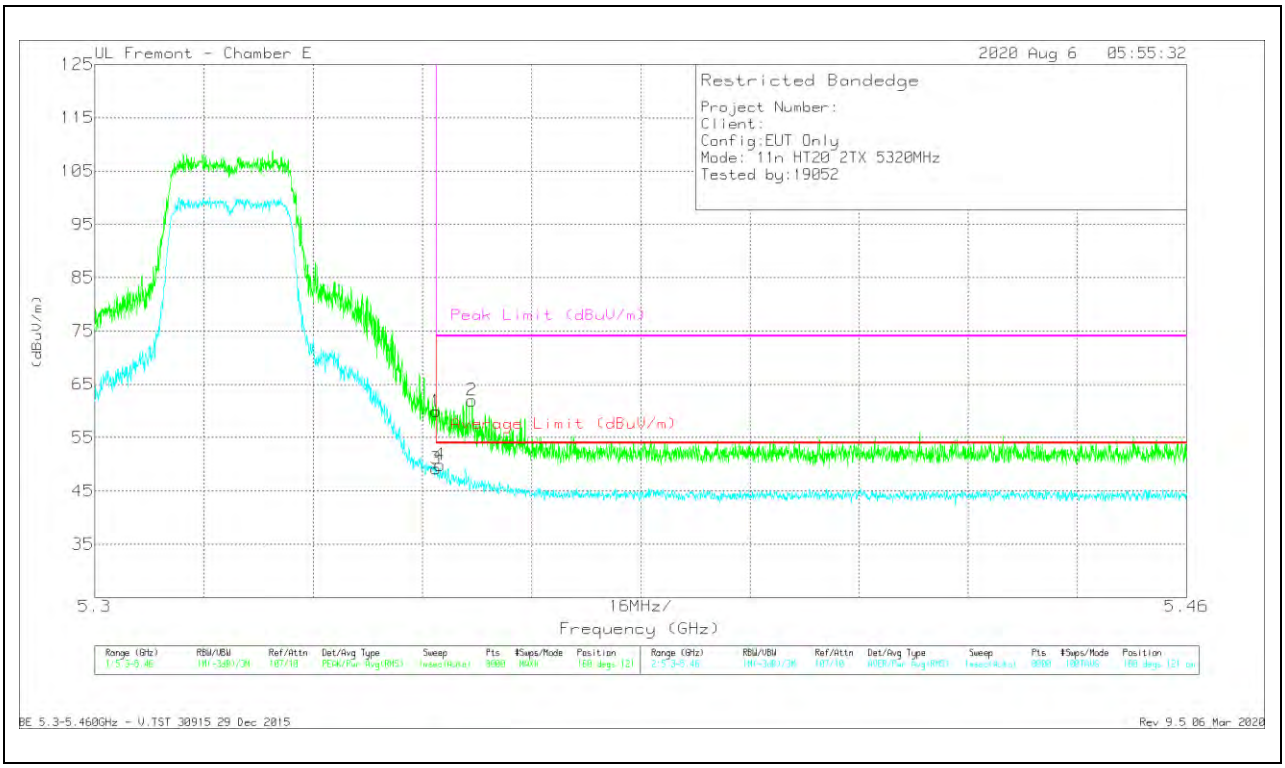

Marker	Frequency (GHz)	Meter Reading (dBuV)	Det	AF T712 (dB/m)	Amp/Cbl/Fltr/Pad (dB)	DC Corr (dB)	Corrected Reading (dBuV/m)	Average Limit (dBuV/m)	Margin (dB)	Peak Limit (dBuV/m)	PK Margin (dB)	Azimuth (Degs)	Height (cm)	Polarity
1	* 5.35001	47.22	Pk	34.5	-21.8	0	59.92	-	-	74	-14.08	160	121	V
2	* 5.35527	49.28	Pk	34.5	-21.8	0	61.98	-	-	74	-12.02	160	121	V
3	* 5.35001	35.9	RMS	34.5	-21.8	.58	49.18	54	-4.82	-	-	160	121	V
4	* 5.35061	36.6	RMS	34.5	-21.8	.58	49.88	54	-4.12	-	-	160	121	V

* - indicates frequency in CFR47 Pt 15 / IC RSS-Restricted Band
Pk - Peak detector
RMS - RMS detection

UL VERIFICATION SERVICES INC.
47173 Benicia Street, Fremont, CA 94538; USA TEL:(510) 319-4000 FAX:(510) 661-0888

This report shall not be reproduced except in full, without the written approval of UL Verification Services Inc.

HARMONICS AND SPURIOUS EMISSIONS

LOW CHANNEL RESULTS

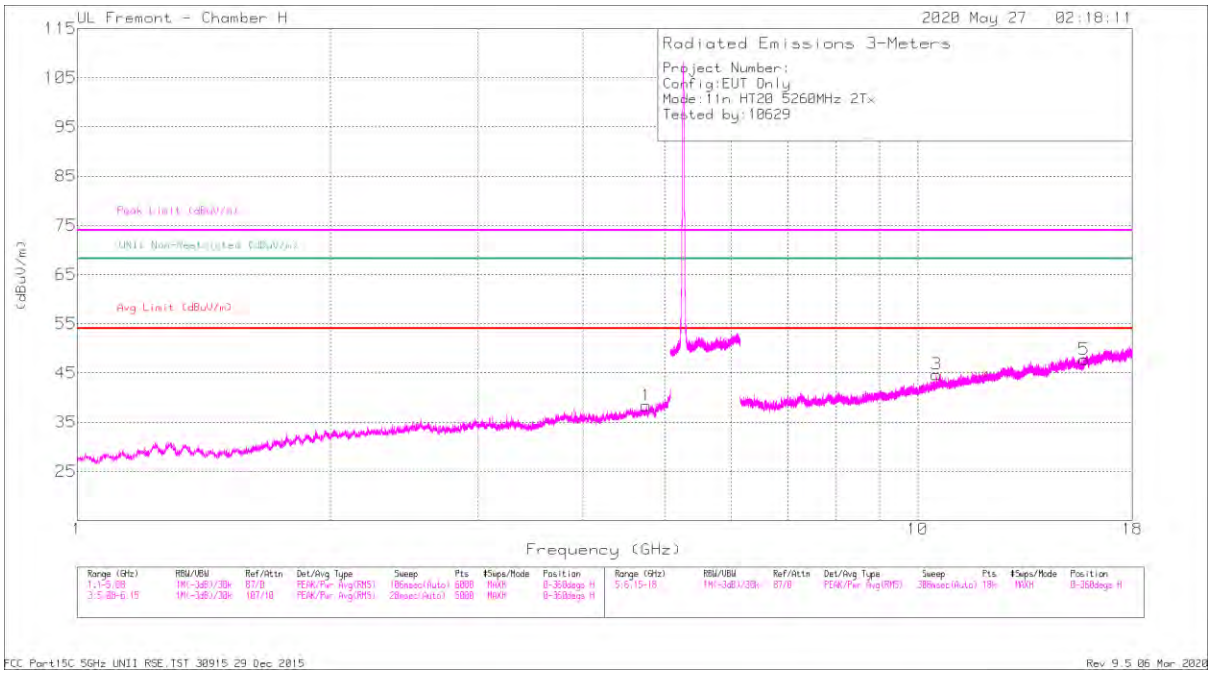

HORIZONTAL

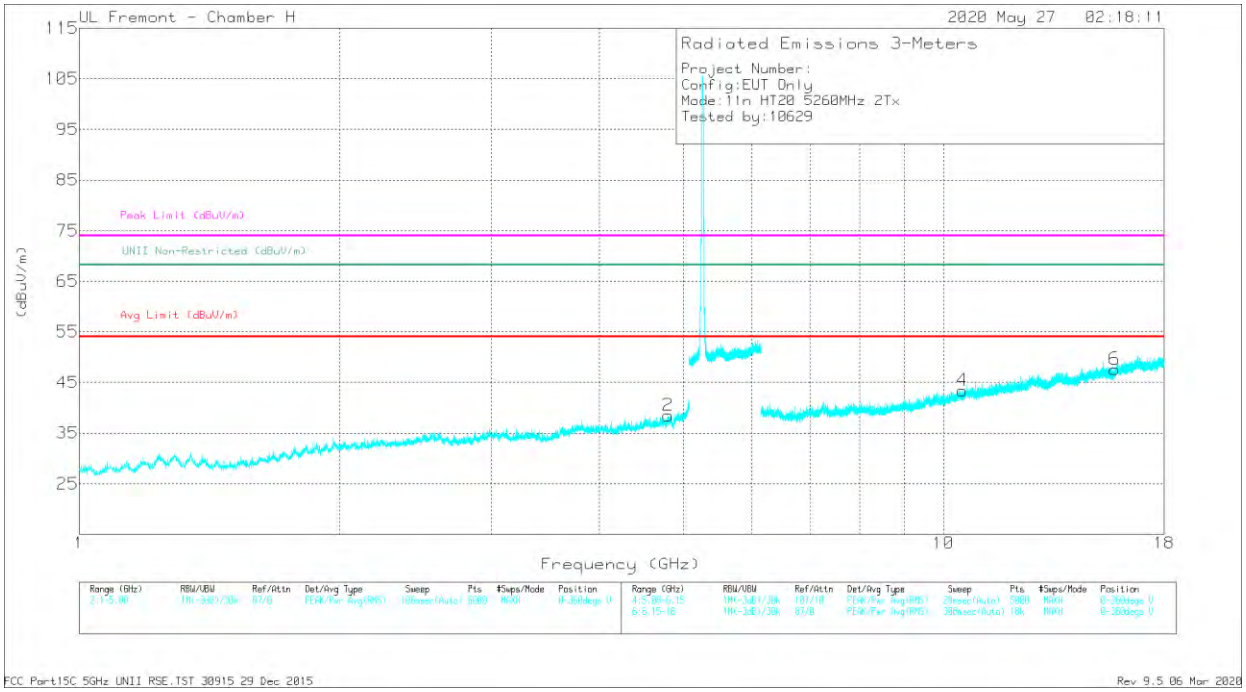

VERTICAL

UL VERIFICATION SERVICES INC.
47173 Benicia Street, Fremont, CA 94538; USA TEL:(510) 319-4000 FAX:(510) 661-0888

This report shall not be reproduced except in full, without the written approval of UL Verification Services Inc.

RADIATED EMISSIONS

Marker	Frequency (GHz)	Meter Reading (dBuV)	Det	AF T863 (dB/m)	Amp/Cbl/Fltr/Pad (dB)	Corrected Reading (dBuV/m)	Avg Limit (dBuV/m)	Margin (dB)	Peak Limit (dBuV/m)	PK Margin (dB)	UNII Non-Restricted (dBuV/m)	PK Margin (dB)	Azimuth (Degs)	Height (cm)	Polarity
1	* 4.75307	42.1	PK-U	34.2	-30.7	45.6	-	-	74	-28.4	-	-	212	331	H
	* 4.75262	30.63	ADR	34.2	-30.7	34.13	54	-19.87	-	-	-	-	212	331	H
2	* 4.79993	42.11	PK-U	34.4	-30.9	45.61	-	-	74	-28.39	-	-	344	131	V
	* 4.80081	30.9	ADR	34.4	-30.9	34.4	54	-19.6	-	-	-	-	344	131	V
5	* 15.76997	36.09	PK-U	40.7	-23.2	53.59	-	-	74	-20.41	-	-	57	189	H
	* 15.77067	25.53	ADR	40.7	-23.2	43.03	54	-10.97	-	-	-	-	57	189	H
6	* 15.7809	37.1	PK-U	40.9	-23.1	54.9	-	-	74	-19.1	-	-	65	201	V
	* 15.76865	26	ADR	40.8	-23.2	43.6	54	-10.4	-	-	-	-	65	201	V
4	10.52393	38.33	PK-U	37.5	-24.6	51.23	-	-	-	-	68.2	-16.97	46	263	V
3	10.52531	39.92	PK-U	37.5	-24.5	52.92	-	-	-	-	68.2	-15.28	62	229	H

* - indicates frequency in CFR47 Pt 15 / IC RSS-Restricted Band
PK-U - U-NII: Maximum Peak
ADR - U-NII AD primary method, RMS average

UL VERIFICATION SERVICES INC.
47173 Benicia Street, Fremont, CA 94538; USA TEL:(510) 319-4000 FAX:(510) 661-0888
This report shall not be reproduced except in full, without the written approval of UL Verification Services Inc.

MID CHANNEL RESULTS

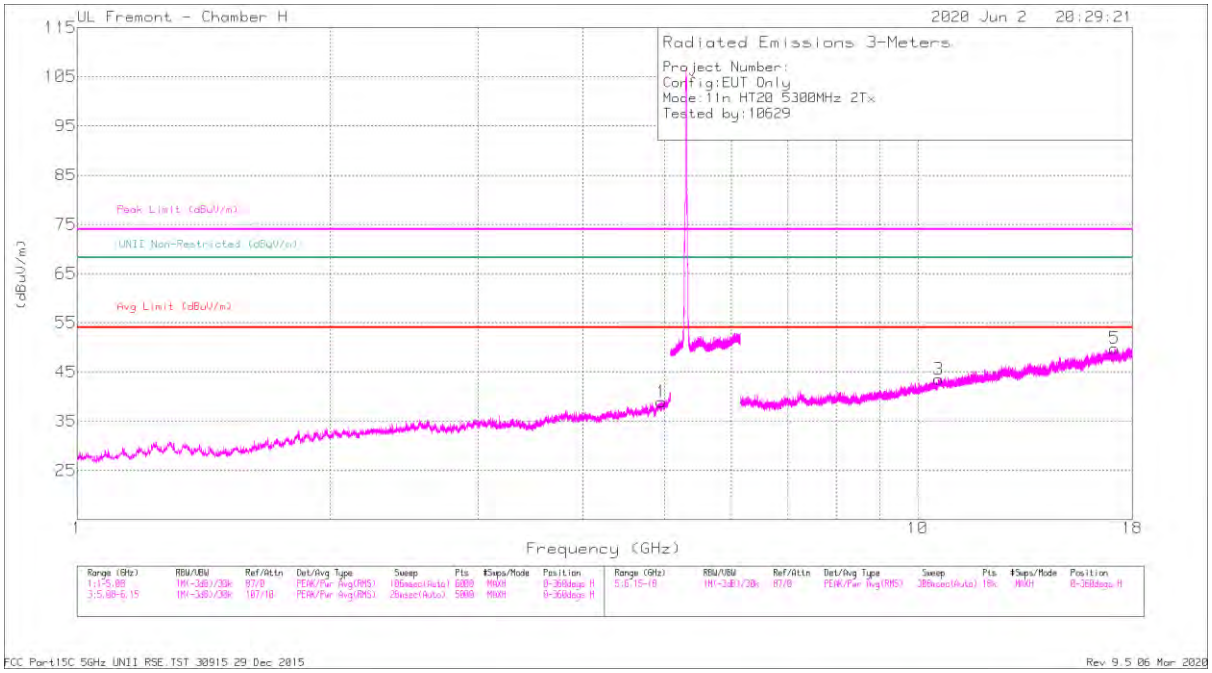

HORIZONTAL

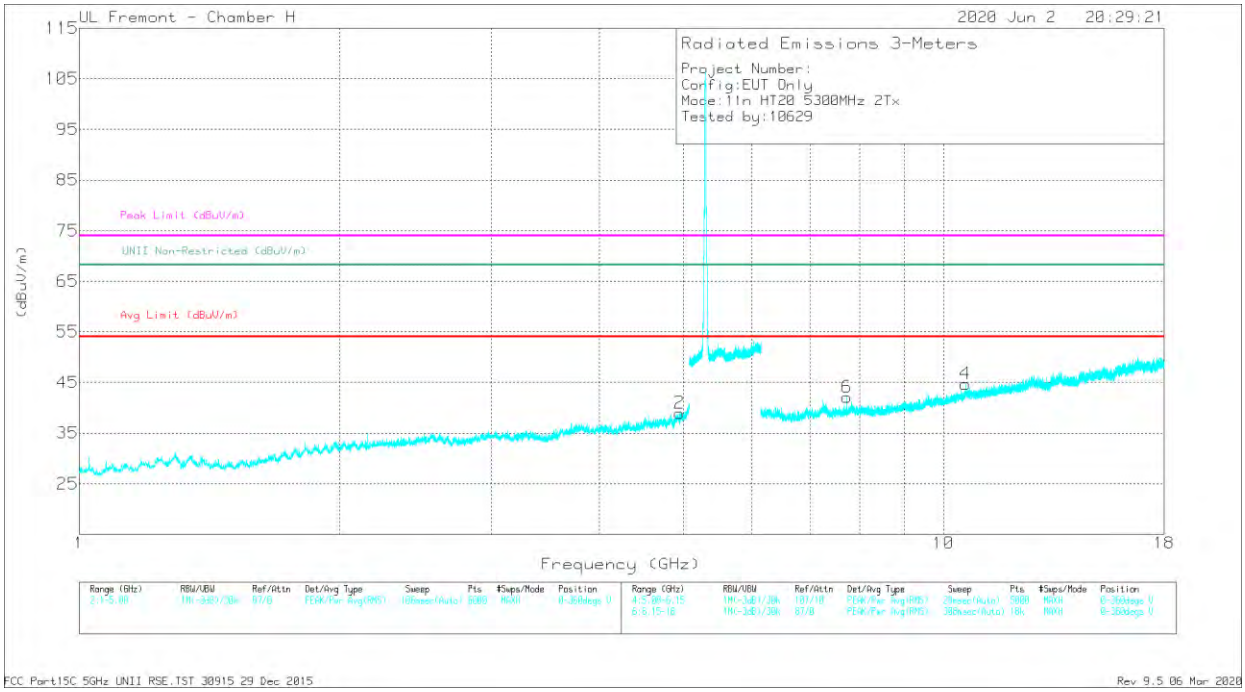

VERTICAL

UL VERIFICATION SERVICES INC.
47173 Benicia Street, Fremont, CA 94538; USA TEL:(510) 319-4000 FAX:(510) 661-0888

This report shall not be reproduced except in full, without the written approval of UL Verification Services Inc.

RADIATED EMISSIONS

Marker	Frequency (GHz)	Meter Reading (dBuV)	Det	AF T863 (dB/m)	Amp/Cbl/Fltr/Pad (dB)	Corrected Reading (dBuV/m)	Avg Limit (dBuV/m)	Margin (dB)	Peak Limit (dBuV/m)	PK Margin (dB)	UNII Non-Restricted (dBuV/m)	PK Margin (dB)	Azimuth (Degs)	Height (cm)	Polarity
1	* 4.95331	40.6	PK-U	34.2	-30.1	44.7	-	-	74	-29.3	-	-	19	350	H
	* 4.95545	29.73	ADR	34.2	-30.1	33.83	54	-20.17	-	-	-	-	19	350	H
2	* 4.9507	41.1	PK-U	34.2	-30.2	45.1	-	-	74	-28.9	-	-	229	251	V
	* 4.95055	29.98	ADR	34.2	-30.2	33.98	54	-20.02	-	-	-	-	229	251	V
3	* 10.6075	37.86	PK-U	37.6	-24.4	51.06	-	-	74	-22.94	-	-	155	213	H
	* 10.60605	26.38	ADR	37.6	-24.4	39.58	54	-14.42	-	-	-	-	155	213	H
4	* 10.60608	37.72	PK-U	37.6	-24.4	50.92	-	-	74	-23.08	-	-	57	336	V
	* 10.60427	26.35	ADR	37.6	-24.4	39.55	54	-14.45	-	-	-	-	57	336	V
6	* 7.7152	38.71	PK-U	36.2	-28.1	46.81	-	-	74	-27.19	-	-	204	135	V
	* 7.71662	27.36	ADR	36.2	-28.1	35.46	54	-18.54	-	-	-	-	204	135	V
5	17.13856	36.37	PK-U	41.8	-21.7	56.47	-	-	-	-	68.2	-11.73	71	281	H

* - indicates frequency in CFR47 Pt 15 / IC RSS-Restricted Band
PK-U - U-NII: Maximum Peak
ADR - U-NII AD primary method, RMS average

UL VERIFICATION SERVICES INC.
47173 Benicia Street, Fremont, CA 94538; USA TEL:(510) 319-4000 FAX:(510) 661-0888
This report shall not be reproduced except in full, without the written approval of UL Verification Services Inc.

HIGH CHANNEL RESULTS

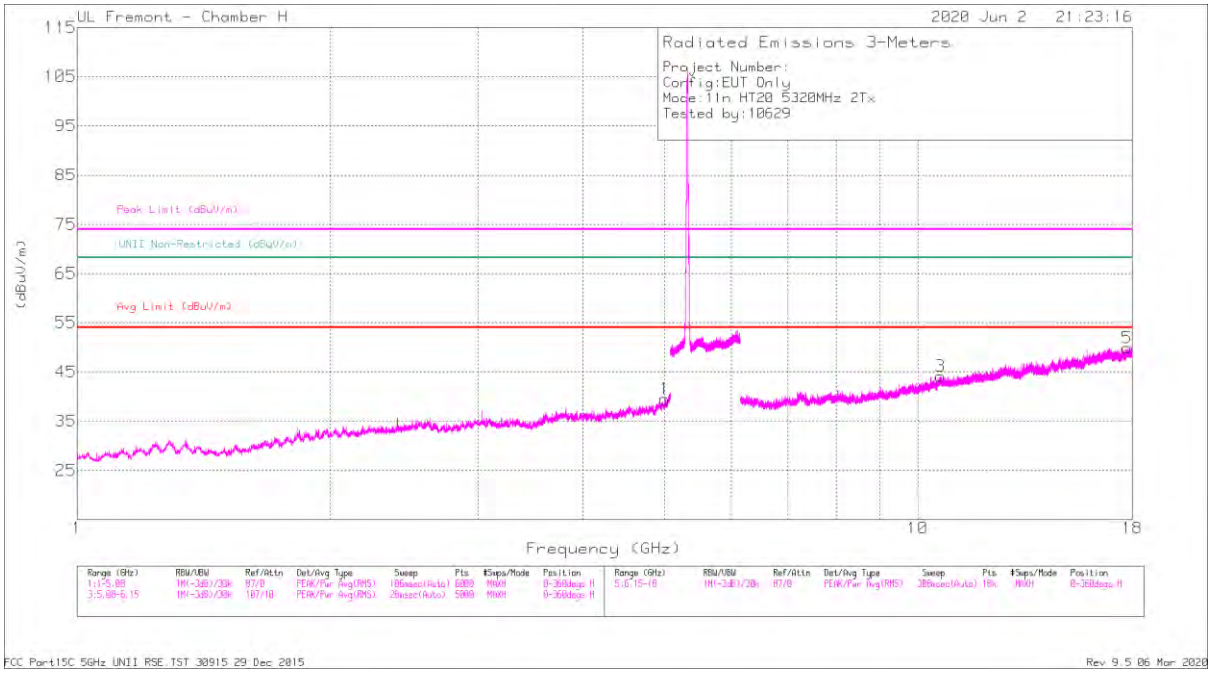

HORIZONTAL

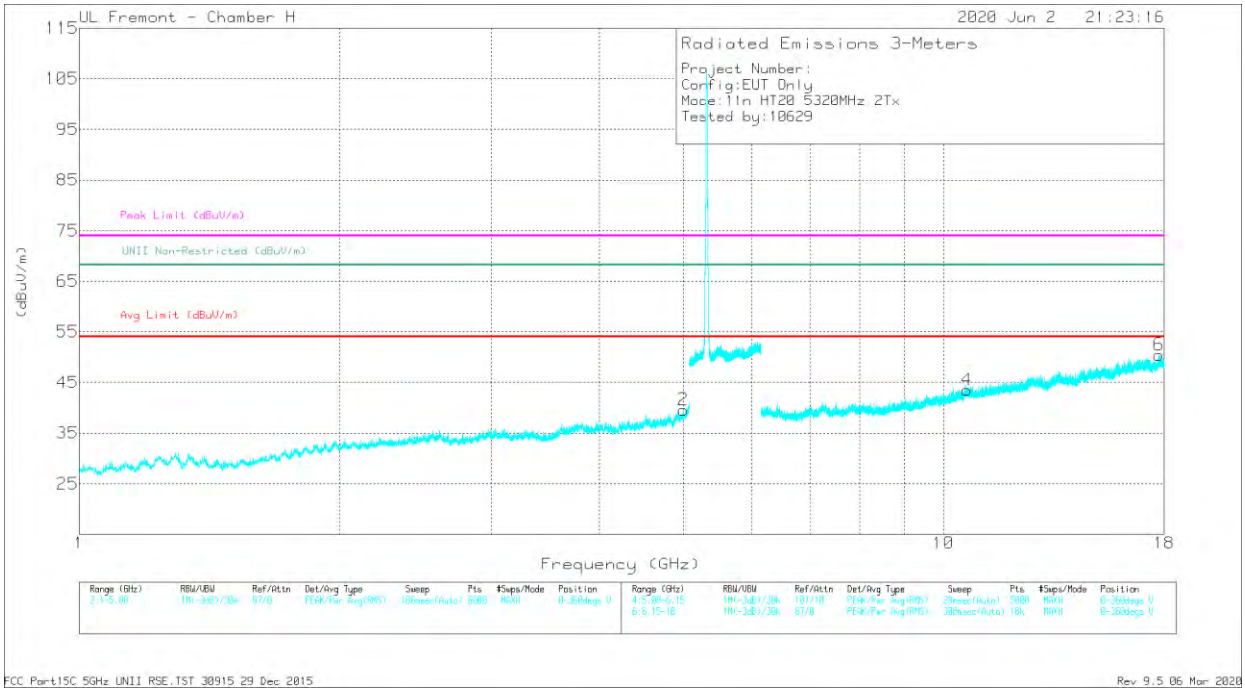

VERTICAL

UL VERIFICATION SERVICES INC.
47173 Benicia Street, Fremont, CA 94538; USA TEL:(510) 319-4000 FAX:(510) 661-0888

This report shall not be reproduced except in full, without the written approval of UL Verification Services Inc.

RADIATED EMISSIONS

Marker	Frequency (GHz)	Meter Reading (dBuV)	Det	AF T863 (dB/m)	Amp/Cbl/Fltr/Pad (dB)	Corrected Reading (dBuV/m)	Avg Limit (dBuV/m)	Margin (dB)	Peak Limit (dBuV/m)	PK Margin (dB)	Azimuth (Degs)	Height (cm)	Polarity
1	* 5.00266	41.26	PK-U	34.3	-29.3	46.26	-	-	74	-27.74	250	290	H
	* 5.00258	29.88	ADR	34.3	-29.3	34.88	54	-19.12	-	-	250	290	H
2	* 5.00118	41.89	PK-U	34.3	-29.4	46.79	-	-	74	-27.21	147	342	V
	* 4.99912	29.82	ADR	34.2	-29.4	34.62	54	-19.38	-	-	147	342	V
3	* 10.64591	37.83	PK-U	37.6	-24.1	51.33	-	-	74	-22.67	34	190	H
	* 10.6348	26.31	ADR	37.6	-24	39.91	54	-14.09	-	-	34	190	H
5	* 17.74872	36.3	PK-U	41.4	-20.7	57	-	-	74	-17	129	246	H
	* 17.74779	25.3	ADR	41.4	-20.7	46	54	-8	-	-	129	246	H
4	* 10.63403	37.63	PK-U	37.6	-24	51.23	-	-	74	-22.77	60	149	V
	* 10.64382	26.18	ADR	37.6	-24	39.78	54	-14.22	-	-	60	149	V
6	* 17.74499	36.14	PK-U	41.4	-20.8	56.74	-	-	74	-17.26	337	309	V
	* 17.74705	25.43	ADR	41.4	-20.7	46.13	54	-7.87	-	-	337	309	V

* - indicates frequency in CFR47 Pt 15 / IC RSS-Restricted Band
PK-U - U-NII: Maximum Peak
ADR - U-NII AD primary method, RMS average

UL VERIFICATION SERVICES INC.
47173 Benicia Street, Fremont, CA 94538; USA TEL:(510) 319-4000 FAX:(510) 661-0888
This report shall not be reproduced except in full, without the written approval of UL Verification Services Inc.

6.1.8. TX ABOVE 1 GHz 802.11n HT40 MODE IN THE 5.3 GHz BAND

1TX ANTENNA 6

BANDEDGE (HIGH CHANNEL)

HORIZONTAL RESULT

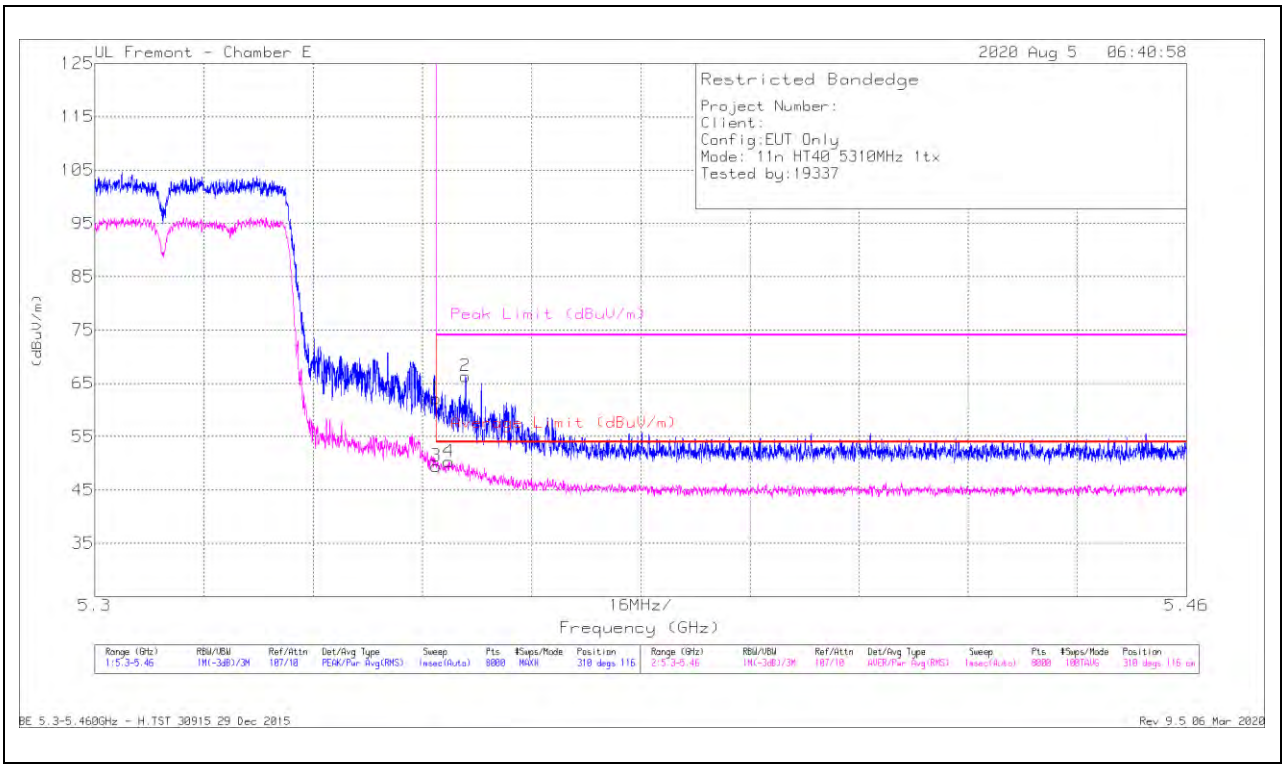

Marker	Frequency (GHz)	Meter Reading (dBuV)	Det	AF T712 (dB/m)	Amp/Cbl/Fltr/Pad (dB)	DC Corr (dB)	Corrected Reading (dBuV/m)	Average Limit (dBuV/m)	Margin (dB)	Peak Limit (dBuV/m)	PK Margin (dB)	Azimuth (Degs)	Height (cm)	Polarity
1	* 5.35001	49.48	Pk	34.5	-21.8	0	62.18	-	-	74	-11.82	310	116	H
3	* 5.35001	36.14	RMS	34.5	-21.8	.65	49.49	54	-4.51	-	-	310	116	H
4	* 5.35187	36.9	RMS	34.5	-21.7	.65	50.35	54	-3.65	-	-	310	116	H
2	* 5.35433	53.56	Pk	34.5	-21.7	0	66.36	-	-	74	-7.64	310	116	H

* - indicates frequency in CFR47 Pt 15 / IC RSS-Restricted Band
Pk - Peak detector
RMS - RMS detection

UL VERIFICATION SERVICES INC.
47173 Benicia Street, Fremont, CA 94538; USA TEL:(510) 319-4000 FAX:(510) 661-0888
This report shall not be reproduced except in full, without the written approval of UL Verification Services Inc.

VERTICAL RESULT

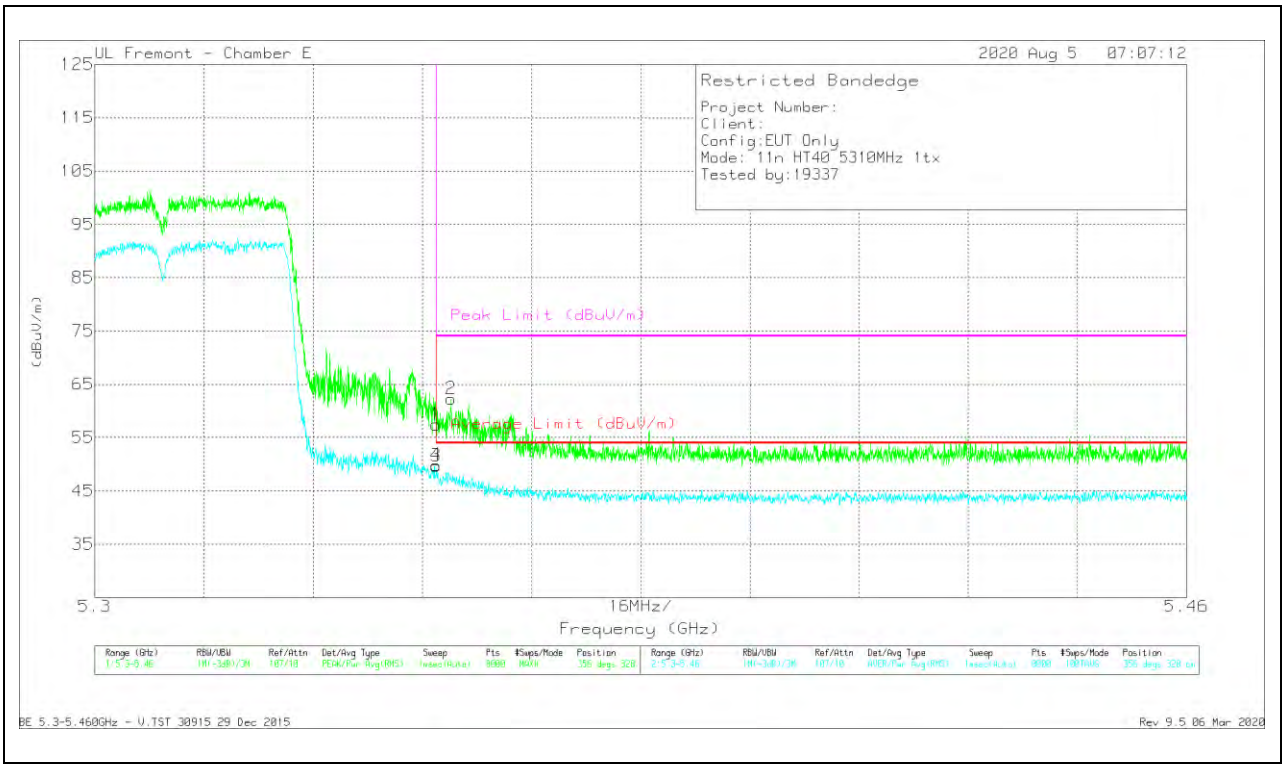

Marker	Frequency (GHz)	Meter Reading (dBuV)	Det	AF T712 (dB/m)	Amp/Cbl/Fltr/Pad (dB)	DC Corr (dB)	Corrected Reading (dBuV/m)	Average Limit (dBuV/m)	Margin (dB)	Peak Limit (dBuV/m)	PK Margin (dB)	Azimuth (Degs)	Height (cm)	Polarity
1	* 5.35001	44.76	Pk	34.5	-21.8	0	57.46	-	-	74	-16.54	356	328	V
3	* 5.35001	36.38	RMS	34.5	-21.8	.65	49.73	54	-4.27	-	-	356	328	V
4	* 5.35003	36.49	RMS	34.5	-21.8	.65	49.84	54	-4.16	-	-	356	328	V
2	* 5.35219	49.47	Pk	34.5	-21.7	0	62.27	-	-	74	-11.73	356	328	V

* - indicates frequency in CFR47 Pt 15 / IC RSS-Restricted Band
Pk - Peak detector
RMS - RMS detection

UL VERIFICATION SERVICES INC.
47173 Benicia Street, Fremont, CA 94538; USA TEL:(510) 319-4000 FAX:(510) 661-0888

This report shall not be reproduced except in full, without the written approval of UL Verification Services Inc.

1TX ANTENNA 5

BANDEDGE (HIGH CHANNEL)

HORIZONTAL RESULT

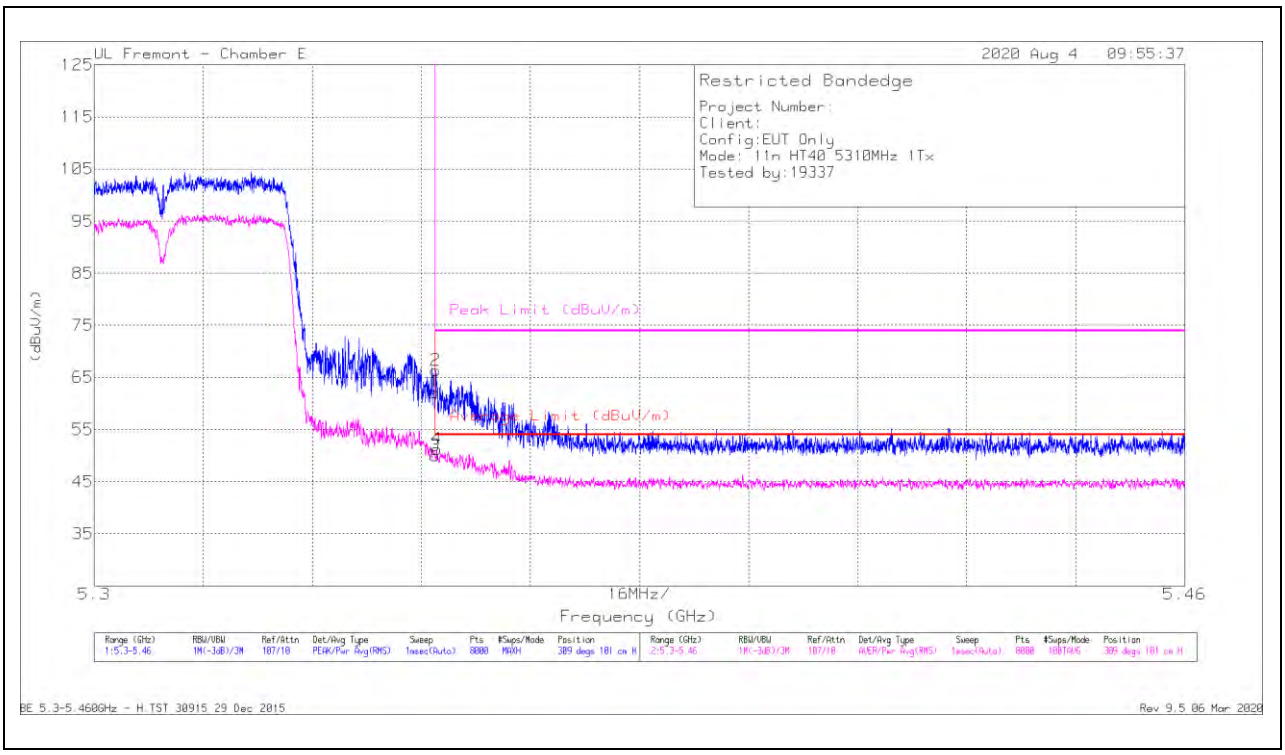

Marker	Frequency (GHz)	Meter Reading (dBuV)	Det	AF T712 (dB/m)	Amp/Cbl/Fltr/Pad (dB)	DC Corr (dB)	Corrected Reading (dBuV/m)	Average Limit (dBuV/m)	Margin (dB)	Peak Limit (dBuV/m)	PK Margin (dB)	Azimuth (Degs)	Height (cm)	Polarity
1	* 5.35001	49.46	Pk	34.5	-21.8	0	62.16	-	-	74	-11.84	309	101	H
2	* 5.35011	53.58	Pk	34.5	-21.8	0	66.28	-	-	74	-7.72	309	101	H
3	* 5.35001	36.65	RMS	34.5	-21.8	.65	50.00	54	-4.00	-	-	309	101	H
4	* 5.35025	37.98	RMS	34.5	-21.8	.65	51.33	54	-2.67	-	-	309	101	H

* - indicates frequency in CFR47 Pt 15 / IC RSS-Restricted Band
Pk - Peak detector
RMS - RMS detection

UL VERIFICATION SERVICES INC.
47173 Benicia Street, Fremont, CA 94538; USA TEL:(510) 319-4000 FAX:(510) 661-0888

This report shall not be reproduced except in full, without the written approval of UL Verification Services Inc.

VERTICAL RESULT

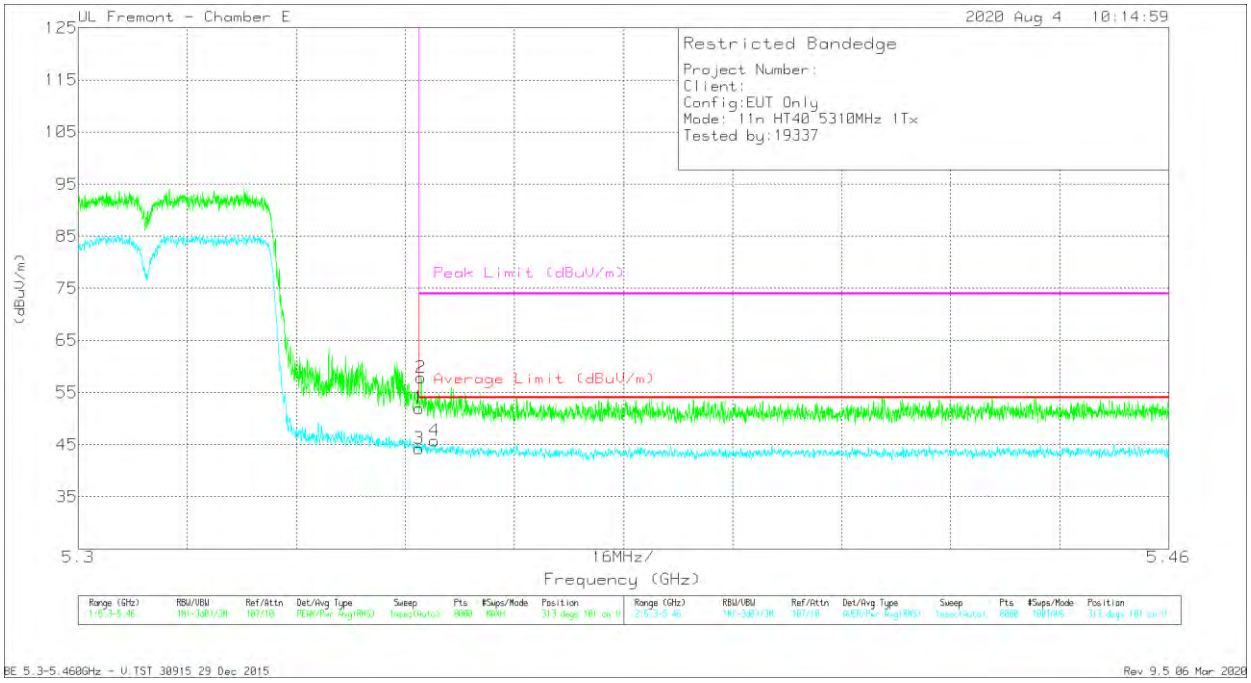

Marker	Frequency (GHz)	Meter Reading (dBuV)	Det	AF T712 (dB/m)	Amp/Cbl/Fltr/Pad (dB)	DC Corr (dB)	Corrected Reading (dBuV/m)	Average Limit (dBuV/m)	Margin (dB)	Peak Limit (dBuV/m)	PK Margin (dB)	Azimuth (Degs)	Height (cm)	Polarity
1	* 5.35001	39.28	Pk	34.5	-21.8	0	51.98	-	-	74	-22.02	313	101	V
2	* 5.35033	45.2	Pk	34.5	-21.8	0	57.9	-	-	74	-16.1	313	101	V
3	* 5.35001	30.97	RMS	34.5	-21.8	.65	44.32	54	-9.68	-	-	313	101	V
4	* 5.35229	32.4	RMS	34.5	-21.7	.65	45.85	54	-8.15	-	-	313	101	V

* - indicates frequency in CFR47 Pt 15 / IC RSS-Restricted Band
Pk - Peak detector
RMS - RMS detection

UL VERIFICATION SERVICES INC.
47173 Benicia Street, Fremont, CA 94538; USA TEL:(510) 319-4000 FAX:(510) 661-0888

This report shall not be reproduced except in full, without the written approval of UL Verification Services Inc.

2TX ANTENNA 6 + ANTENNA 5 CDD MODE

BANDEDGE (HIGH CHANNEL)

HORIZONTAL RESULT

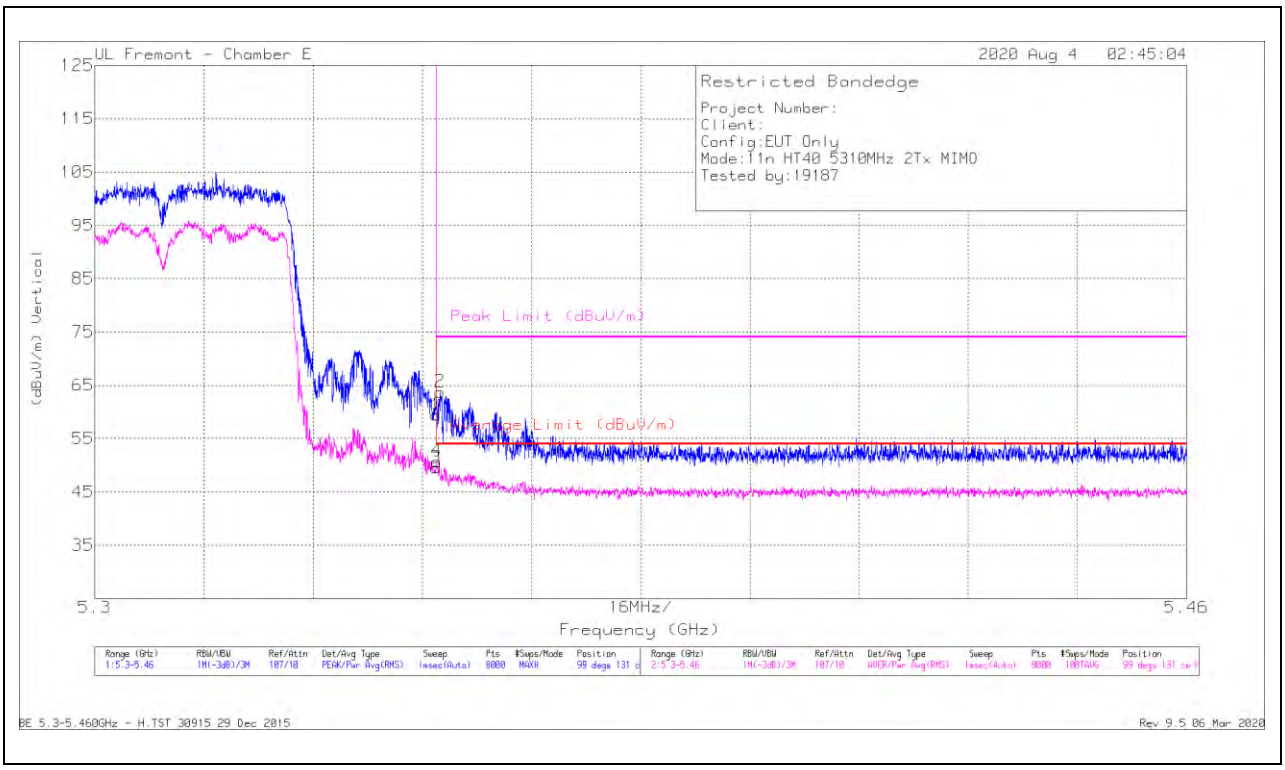

Marker	Frequency (GHz)	Meter Reading (dBuV)	Det	AF T712 (dB/m)	Amp/Cbl/Fltr/Pad (dB)	DC Corr (dB)	Corrected Reading (dBuV/m)	Average Limit (dBuV/m)	Margin (dB)	Peak Limit (dBuV/m)	PK Margin (dB)	Azimuth (Degs)	Height (cm)	Polarity
1	* 5.35001	46.76	Pk	34.5	-21.8	0	59.46	-	-	74	-14.54	99	131	H
2	* 5.35061	51.08	Pk	34.5	-21.8	0	63.78	-	-	74	-10.22	99	131	H
3	* 5.35001	35.94	RMS	34.5	-21.8	.88	49.52	54	-4.48	-	-	99	131	H
4	* 5.35011	37.11	RMS	34.5	-21.8	.88	50.69	54	-3.31	-	-	99	131	H

* - indicates frequency in CFR47 Pt 15 / IC RSS-Restricted Band
Pk - Peak detector
RMS - RMS detection

UL VERIFICATION SERVICES INC.
47173 Benicia Street, Fremont, CA 94538; USA TEL:(510) 319-4000 FAX:(510) 661-0888

This report shall not be reproduced except in full, without the written approval of UL Verification Services Inc.

VERTICAL RESULT

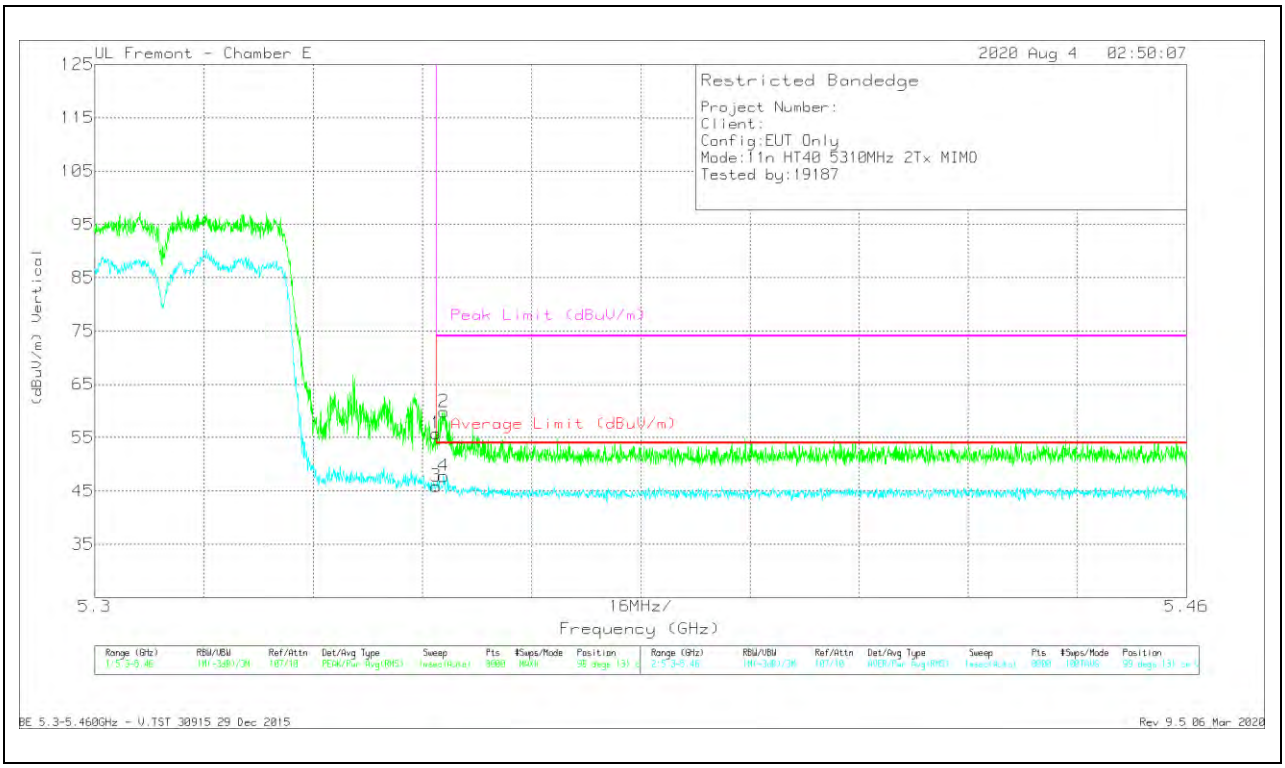

Marker	Frequency (GHz)	Meter Reading (dBuV)	Det	AF T712 (dB/m)	Amp/Cbl/Fltr/Pad (dB)	DC Corr (dB)	Corrected Reading (dBuV/m)	Average Limit (dBuV/m)	Margin (dB)	Peak Limit (dBuV/m)	PK Margin (dB)	Azimuth (Degs)	Height (cm)	Polarity
1	* 5.35001	43.09	Pk	34.5	-21.8	0	55.79	-	-	74	-18.21	99	131	V
2	* 5.35117	47.14	Pk	34.5	-21.8	0	59.84	-	-	74	-14.16	99	131	V
3	* 5.35001	32.34	RMS	34.5	-21.8	.88	45.92	54	-8.08	-	-	99	131	V
4	* 5.35111	34.21	RMS	34.5	-21.8	.88	47.79	54	-6.21	-	-	99	131	V

* - indicates frequency in CFR47 Pt 15 / IC RSS-Restricted Band
Pk - Peak detector
RMS - RMS detection

UL VERIFICATION SERVICES INC.
47173 Benicia Street, Fremont, CA 94538; USA TEL:(510) 319-4000 FAX:(510) 661-0888

This report shall not be reproduced except in full, without the written approval of UL Verification Services Inc.

HARMONICS AND SPURIOUS EMISSIONS

LOW CHANNEL RESULTS

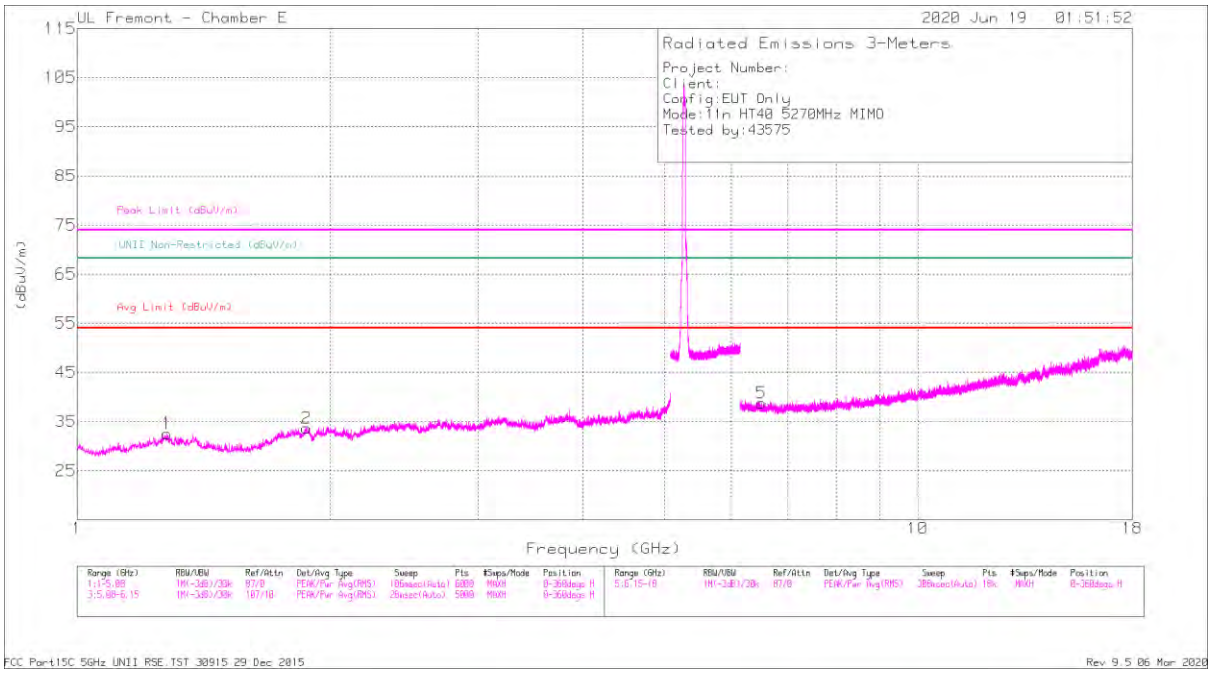

HORIZONTAL

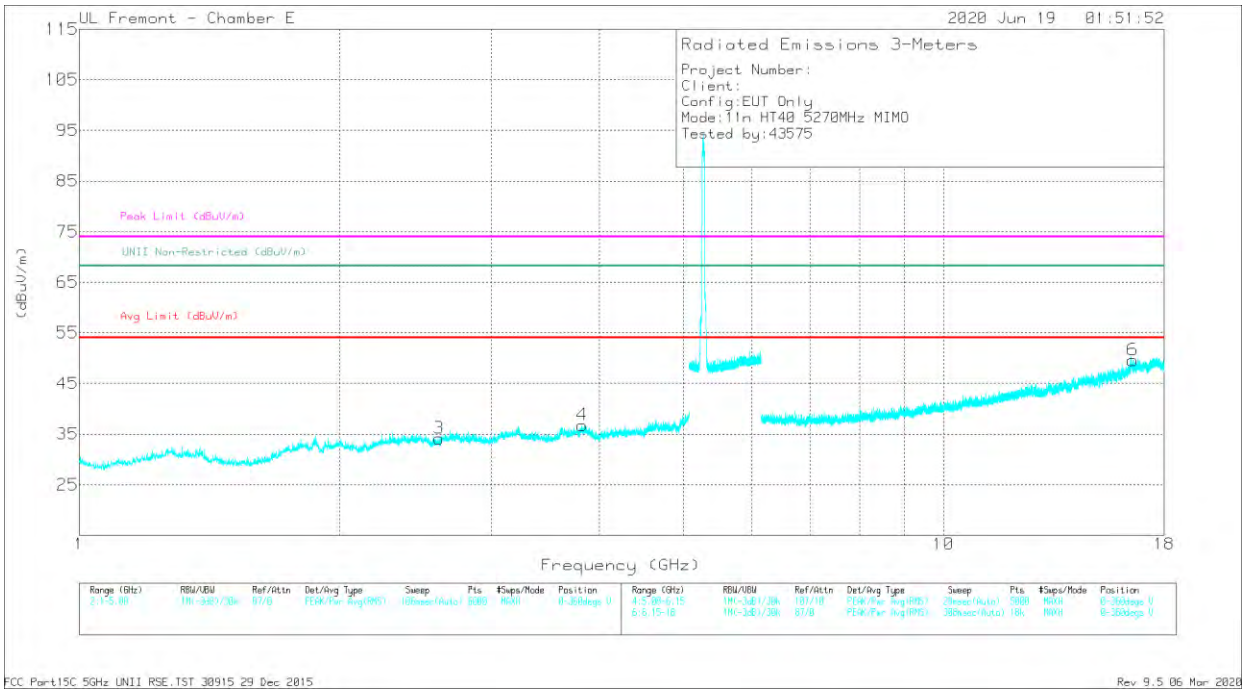

VERTICAL

UL VERIFICATION SERVICES INC.
47173 Benicia Street, Fremont, CA 94538; USA TEL:(510) 319-4000 FAX:(510) 661-0888

This report shall not be reproduced except in full, without the written approval of UL Verification Services Inc.

RADIATED EMISSIONS

Markers	Frequency (GHz)	Meter Reading (dBuV)	Det	AF T712 (dB/m)	Amp/Cbl/Fltr/Pad (dB)	DC Corr	Corrected Reading (dBuV/m)	Avg Limit (dBuV/m)	Margin (dB)	Peak Limit (dBuV/m)	PK Margin (dB)	UNII Non-Restricted (dBuV/m)	PK Margin (dB)	Azimuth (Degs)	Height (cm)	Polarity
1	* 1.27955	45.07	PK-U	29.7	-34.9		39.87	-	-	74	-34.13	-	-	0	101	H
	* 1.28033	32.93	ADR	29.7	-34.9	.17	27.90	54	-26.10	-	-	-	-	0	101	H
4	* 3.81984	42.14	PK-U	33.6	-32.6		43.14	-	-	74	-30.86	-	-	0	200	V
	* 3.81994	31.08	ADR	33.6	-32.6	.17	32.25	54	-21.75	-	-	-	-	0	200	V
2	1.87252	45.13	PK-U	31.2	-35.1		41.23	-	-	-	-	68.2	-26.97	0	101	H
3	2.60578	45.33	PK-U	32.5	-35.8		42.03	-	-	-	-	68.2	-26.17	0	101	V
5	6.5131	39.02	PK-U	35.7	-29.1		45.62	-	-	-	-	68.2	-22.58	0	101	H
6	16.55788	35.78	PK-U	41.6	-20.2		57.18	-	-	-	-	68.2	-11.02	0	101	V

* - indicates frequency in CFR47 Pt 15 / IC RSS-Restricted Band
PK-U - U-NII: Maximum Peak
ADR - U-NII AD primary method, RMS average

UL VERIFICATION SERVICES INC.
47173 Benicia Street, Fremont, CA 94538; USA TEL:(510) 319-4000 FAX:(510) 661-0888
This report shall not be reproduced except in full, without the written approval of UL Verification Services Inc.

HIGH CHANNEL RESULTS

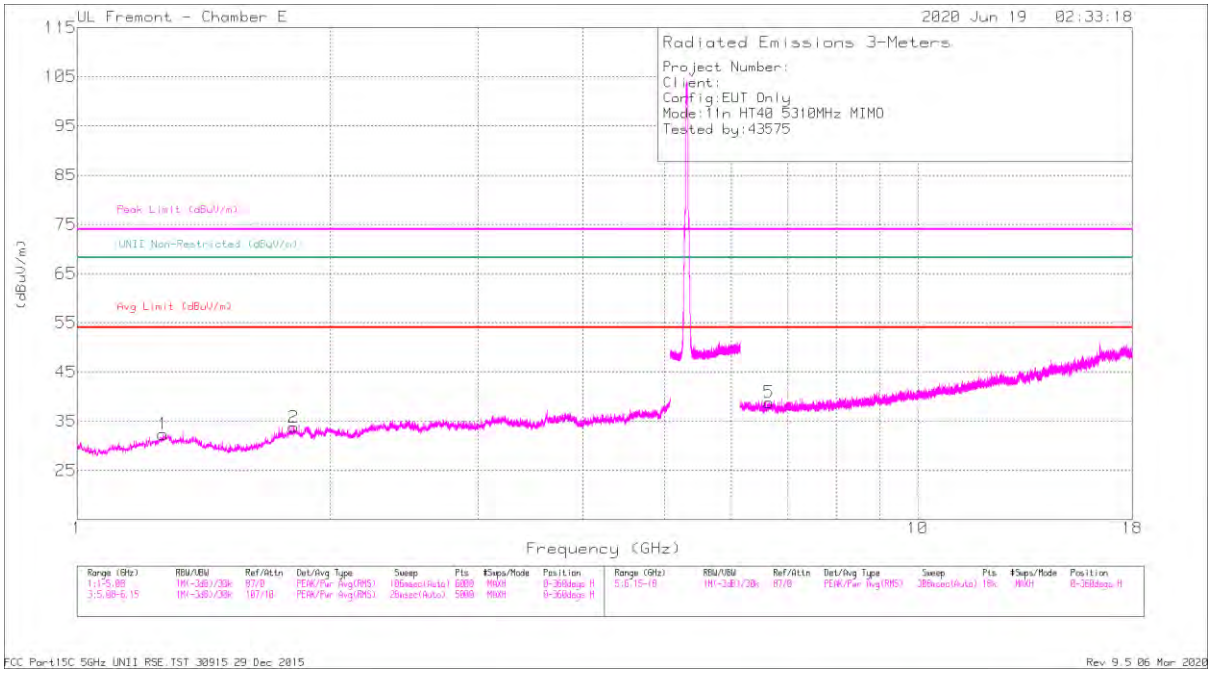

HORIZONTAL

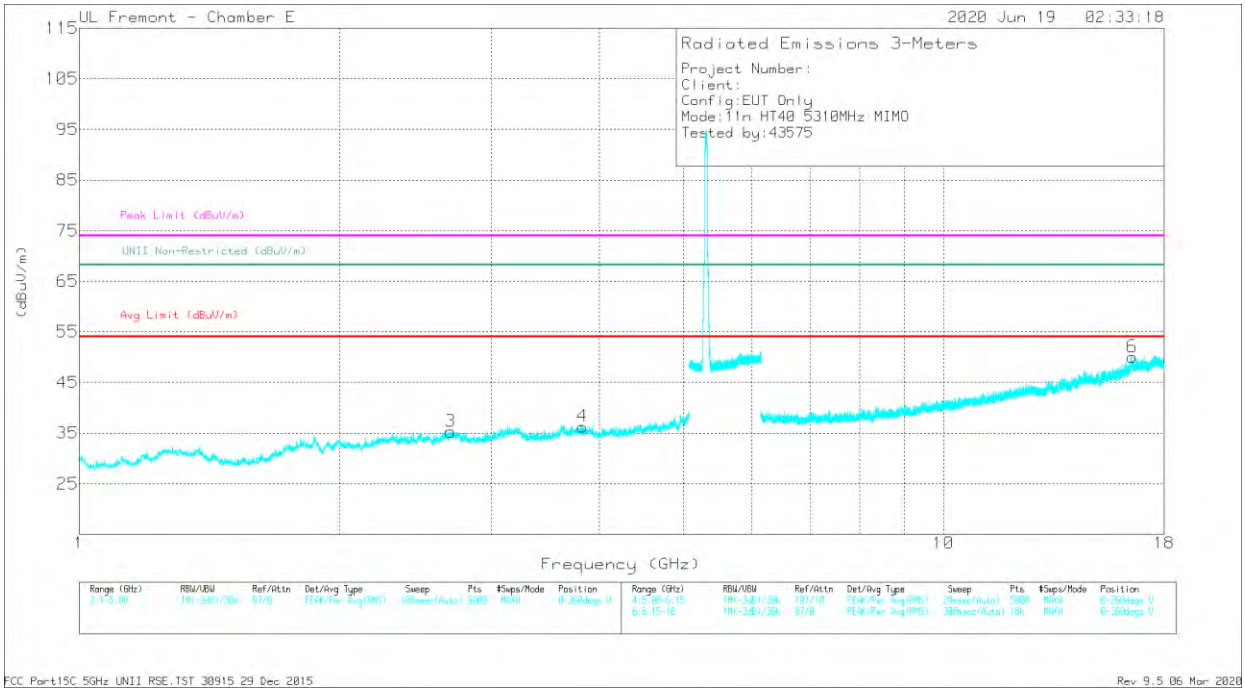

VERTICAL

UL VERIFICATION SERVICES INC.
47173 Benicia Street, Fremont, CA 94538; USA TEL:(510) 319-4000 FAX:(510) 661-0888

This report shall not be reproduced except in full, without the written approval of UL Verification Services Inc.

RADIATED EMISSIONS

Markers	Frequency (GHz)	Meter Reading (dBuV)	Det	AF T712 (dB/m)	Amp/Cbl/Fltr/Pad (dB)	DC Corr	Corrected Reading (dBuV/m)	Avg Limit (dBuV/m)	Margin (dB)	Peak Limit (dBuV/m)	PK Margin (dB)	UNII Non-Restricted (dBuV/m)	PK Margin (dB)	Azimuth (Degs)	Height (cm)	Polarity
1	* 1.26341	44.65	PK-U	29.4	-34.8		39.25	-	-	74	-34.75	-	-	0	101	H
	* 1.26357	32.84	ADR	29.4	-34.8	.17	27.61	54	-26.39	-	-	-	-	0	101	H
3	* 3.82583	42.82	PK-U	33.6	-32.7		43.72	-	-	74	-30.28	-	-	0	200	V
	* 3.82572	31.5	ADR	33.6	-32.7	.17	32.54	54	-21.43	-	-	-	-	0	200	V
4	* 2.69006	46.07	PK-U	32.6	-35.6		43.07	-	-	74	-30.93	-	-	0	101	V
	* 2.69011	34.16	ADR	32.6	-35.6	.17	31.33	54	-22.67	-	-	-	-	0	101	V
2	1.81022	45	PK-U	30.6	-35		40.6	-	-	-	-	68.2	-27.6	0	200	H
5	6.65633	38.43	PK-U	35.7	-28.6		45.53	-	-	-	-	68.2	-22.67	0	200	H
6	16.53437	34.8	PK-U	41.5	-19.6		56.7	-	-	-	-	68.2	-11.5	0	200	V

* - indicates frequency in CFR47 Pt 15 / IC RSS-Restricted Band
PK-U - U-NII: Maximum Peak
ADR - U-NII AD primary method, RMS average

UL VERIFICATION SERVICES INC.
47173 Benicia Street, Fremont, CA 94538; USA TEL:(510) 319-4000 FAX:(510) 661-0888
This report shall not be reproduced except in full, without the written approval of UL Verification Services Inc.

6.1.9. TX ABOVE 1 GHz 802.11ac VHT80 MODE IN THE 5.3 GHz BAND

1TX ANTENNA 6

BANDEDGE (HIGH CHANNEL)

HORIZONTAL RESULT

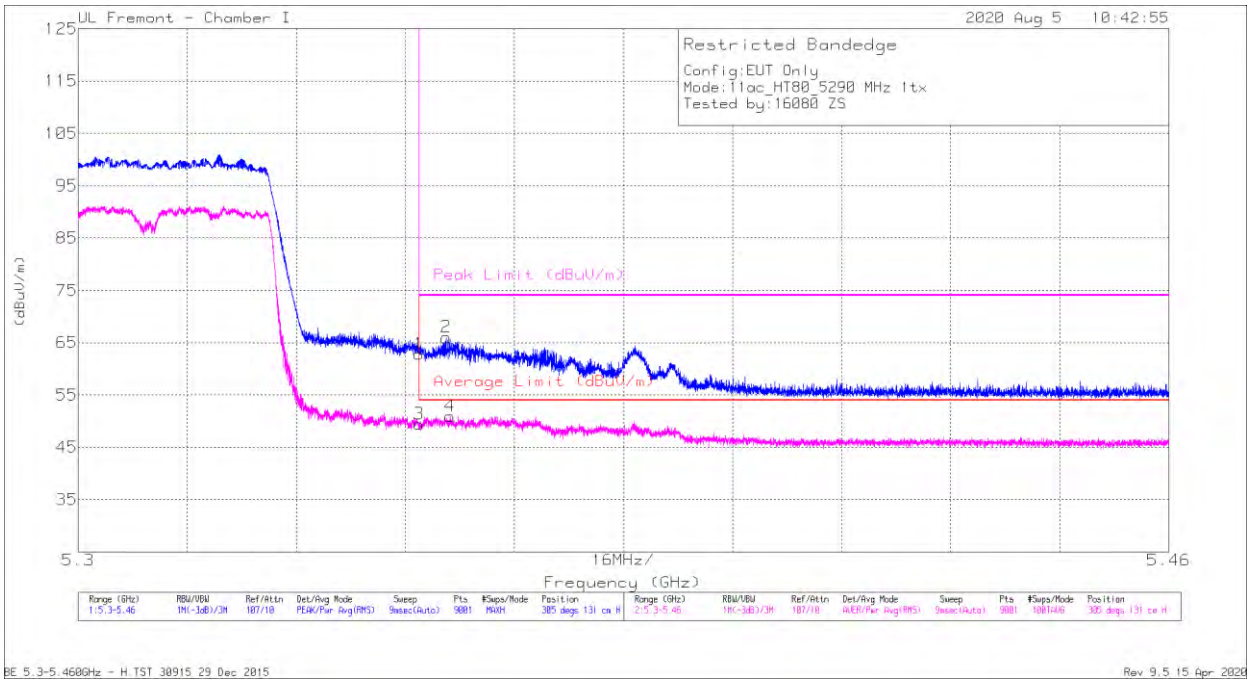

Marker	Frequency (GHz)	Meter Reading (dBuV)	Det	AF T862 (dB/m)	Amp/Cbl/Fltr/Pad (dB)	DC Corr (dB)	Corrected Reading (dBuV/m)	Average Limit (dBuV/m)	Margin (dB)	Peak Limit (dBuV/m)	PK Margin (dB)	Azimuth (Degs)	Height (cm)	Polarity
1	* 5.35001	42.25	Pk	34.6	-14	0	62.85	-	-	74	-11.15	305	131	H
2	* 5.35397	45.4	Pk	34.6	-14	0	66	-	-	74	-8	305	131	H
3	* 5.35001	27.61	RMS	34.6	-14	1.06	49.27	54	-4.73	-	-	305	131	H
4	* 5.35453	29.1	RMS	34.6	-14	1.06	50.76	54	-3.24	-	-	305	131	H

* - indicates frequency in CFR47 Pt 15 / IC RSS-Restricted Band
Pk - Peak detector
RMS - RMS detection

UL VERIFICATION SERVICES INC.
47173 Benicia Street, Fremont, CA 94538; USA TEL:(510) 319-4000 FAX:(510) 661-0888
This report shall not be reproduced except in full, without the written approval of UL Verification Services Inc.

VERTICAL RESULT

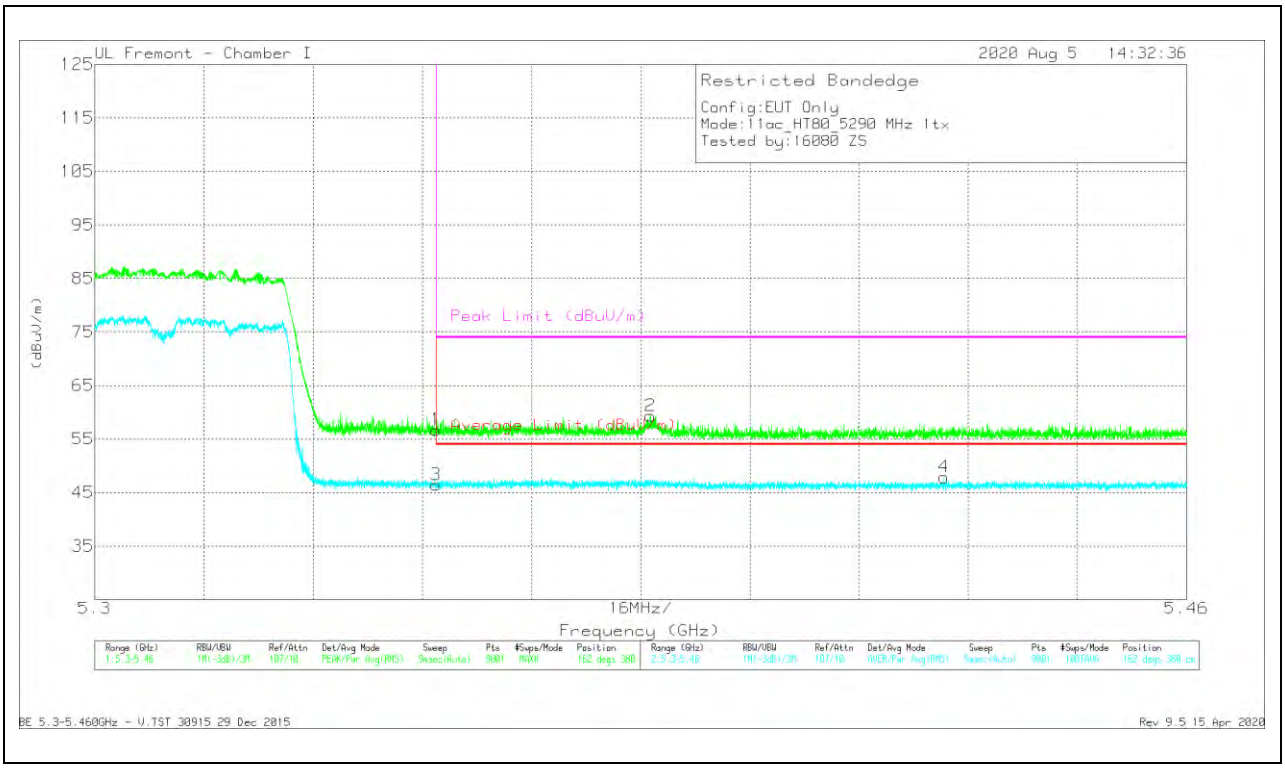

Marker	Frequency (GHz)	Meter Reading (dBuV)	Det	AF T862 (dB/m)	Amp/Cbl/Fltr/Pad (dB)	DC Corr (dB)	Corrected Reading (dBuV/m)	Average Limit (dBuV/m)	Margin (dB)	Peak Limit (dBuV/m)	PK Margin (dB)	Azimuth (Degs)	Height (cm)	Polarity
1	* 5.35001	36.09	Pk	34.6	-14	0	56.69	-	-	74	-17.31	162	380	V
2	* 5.38142	38.53	Pk	34.7	-13.9	0	59.33	-	-	74	-14.67	162	380	V
3	* 5.35001	24.55	RMS	34.6	-14	1.06	46.21	54	-7.79	-	-	162	380	V
4	* 5.42445	25.6	RMS	34.8	-13.8	1.06	47.66	54	-6.34	-	-	162	380	V

* - indicates frequency in CFR47 Pt 15 / IC RSS-Restricted Band
Pk - Peak detector
RMS - RMS detection

UL VERIFICATION SERVICES INC.
47173 Benicia Street, Fremont, CA 94538; USA TEL:(510) 319-4000 FAX:(510) 661-0888

This report shall not be reproduced except in full, without the written approval of UL Verification Services Inc.

1TX ANTENNA 5

BANDEDGE (HIGH CHANNEL)

HORIZONTAL RESULT

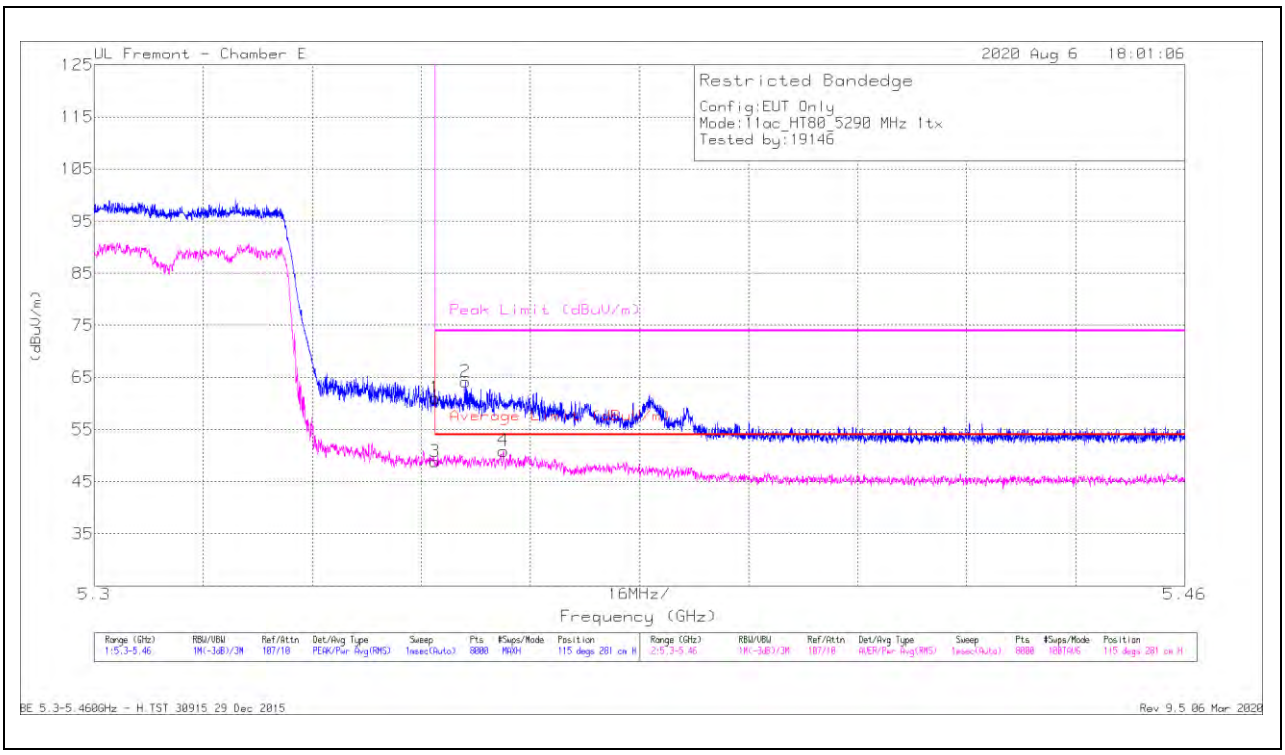

Marker	Frequency (GHz)	Meter Reading (dBuV)	Det	AF T712 (dB/m)	Amp/Cbl/Fltr/Pad (dB)	DC Corr (dB)	Corrected Reading (dBuV/m)	Average Limit (dBuV/m)	Margin (dB)	Peak Limit (dBuV/m)	PK Margin (dB)	Azimuth (Degs)	Height (cm)	Polarity
1	* 5.35001	48.34	Pk	34.5	-21.8	0	61.04	-	-	74	-12.96	115	281	H
2	* 5.35447	51.47	Pk	34.5	-21.7	0	64.27	-	-	74	-9.73	115	281	H
3	* 5.35001	34.97	RMS	34.5	-21.8	1.06	48.73	54	-5.27	-	-	115	281	H
4	* 5.36003	36.99	RMS	34.5	-21.8	1.06	50.75	54	-3.25	-	-	115	281	H

* - indicates frequency in CFR47 Pt 15 / IC RSS-Restricted Band
Pk - Peak detector
RMS - RMS detection

UL VERIFICATION SERVICES INC.
47173 Benicia Street, Fremont, CA 94538; USA TEL:(510) 319-4000 FAX:(510) 661-0888

This report shall not be reproduced except in full, without the written approval of UL Verification Services Inc.

VERTICAL RESULT

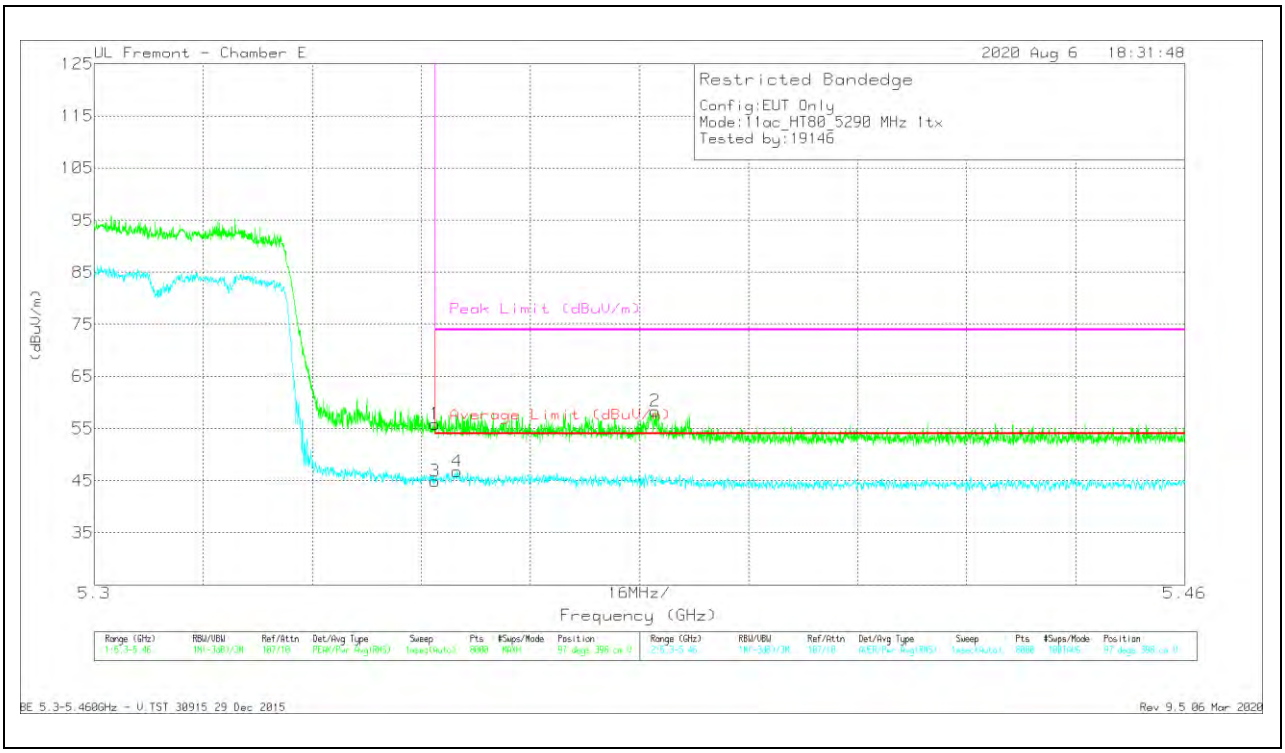

Marker	Frequency (GHz)	Meter Reading (dBuV)	Det	AF T712 (dB/m)	Amp/Cbl/Fltr/Pad (dB)	DC Corr	Corrected Reading (dBuV/m)	Average Limit (dBuV/m)	Margin (dB)	Peak Limit (dBuV/m)	PK Margin (dB)	Azimuth (Degs)	Height (cm)	Polarity
1	* 5.35001	43.14	Pk	34.5	-21.8		55.84	-	-	74	-18.16	97	398	V
3	* 5.35001	32.15	RMS	34.5	-21.8	1.06	45.91	54	-8.09	-	-	97	398	V
4	* 5.35327	33.97	RMS	34.5	-21.7	1.06	47.83	54	-6.17	-	-	97	398	V
2	* 5.38235	45.59	Pk	34.5	-21.7		58.39	-	-	74	-15.61	97	398	V

* - indicates frequency in CFR47 Pt 15 / IC RSS-Restricted Band
Pk - Peak detector
RMS - RMS detection

UL VERIFICATION SERVICES INC.
47173 Benicia Street, Fremont, CA 94538; USA TEL:(510) 319-4000 FAX:(510) 661-0888
This report shall not be reproduced except in full, without the written approval of UL Verification Services Inc.

2TX ANTENNA 6 + ANTENNA 5 CDD MODE

BANDEDGE (MID CHANNEL)

HORIZONTAL RESULT

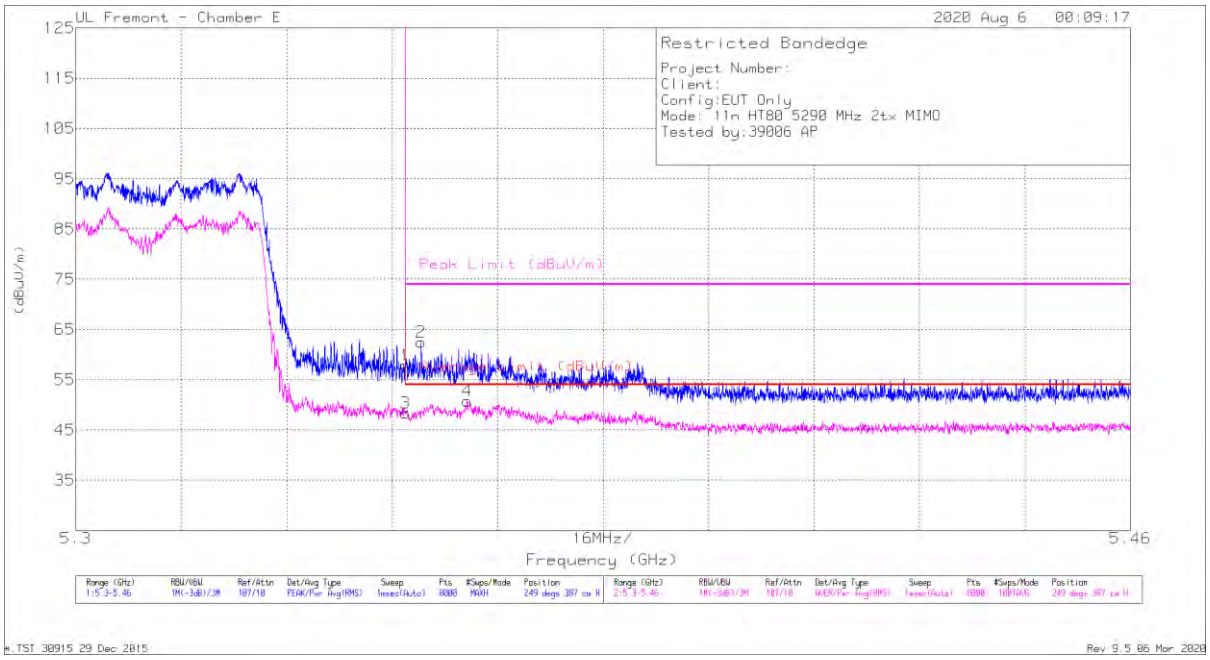

Marker	Frequency (GHz)	Meter Reading (dBuV)	Det	AF T712 (dB/m)	Amp/Cbl/Fltr/Pad (dB)	DC Corr (dB)	Corrected Reading (dBuV/m)	Average Limit (dBuV/m)	Margin (dB)	Peak Limit (dBuV/m)	PK Margin (dB)	Azimuth (Degs)	Height (cm)	Polarity
1	* 5.35001	45.21	Pk	34.5	-21.8	0	57.91	-	-	74	-16.09	249	387	H
2	* 5.35239	49.65	Pk	34.5	-21.7	0	62.45	-	-	74	-11.55	249	387	H
3	* 5.35001	34.48	RMS	34.5	-21.8	1.25	48.43	54	-5.57	-	-	249	387	H
4	* 5.35945	36.76	RMS	34.5	-21.8	1.25	50.71	54	-3.29	-	-	249	387	H

* - indicates frequency in CFR47 Pt 15 / IC RSS-Restricted Band
Pk - Peak detector
RMS - RMS detection

UL VERIFICATION SERVICES INC.
47173 Benicia Street, Fremont, CA 94538; USA TEL:(510) 319-4000 FAX:(510) 661-0888

This report shall not be reproduced except in full, without the written approval of UL Verification Services Inc.

VERTICAL RESULT

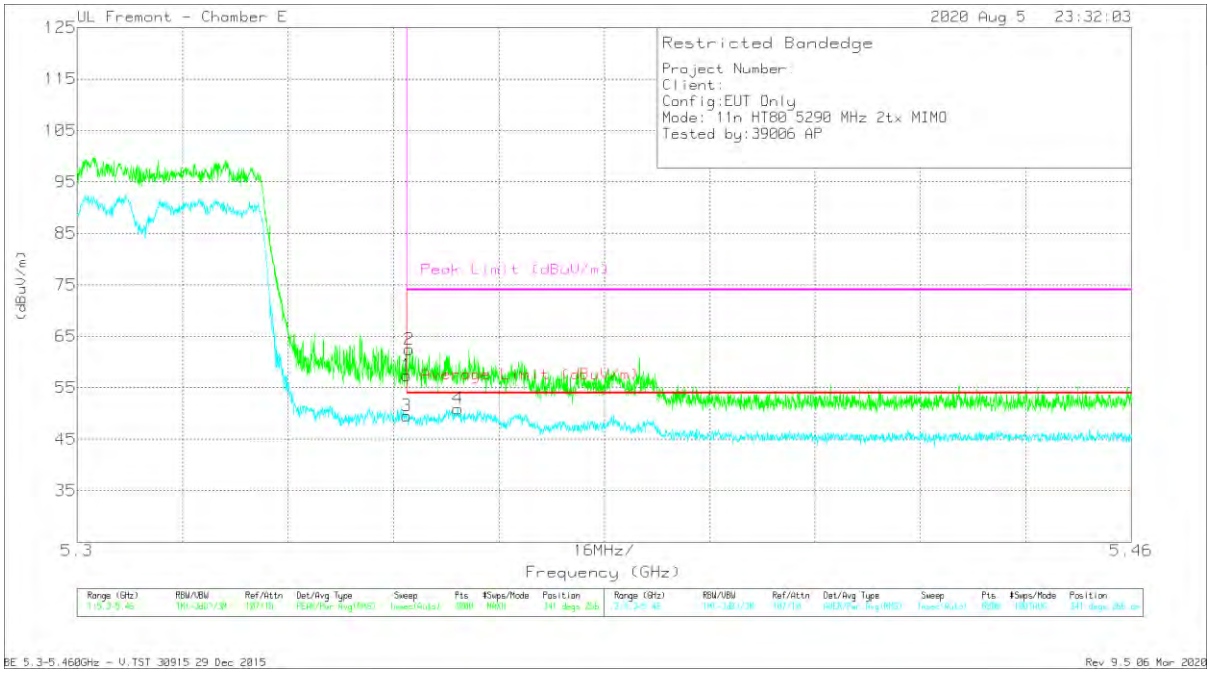

Marker	Frequency (GHz)	Meter Reading (dBuV)	Det	AF T712 (dB/m)	Amp/Cbl/Fltr/Pad (dB)	DC Corr (dB)	Corrected Reading (dBuV/m)	Average Limit (dBuV/m)	Margin (dB)	Peak Limit (dBuV/m)	PK Margin (dB)	Azimuth (Degs)	Height (cm)	Polarity
1	* 5.35001	44.69	Pk	34.5	-21.8	0	57.39	-	-	74	-16.61	341	266	V
2	* 5.35041	49.76	Pk	34.5	-21.8	0	62.46	-	-	74	-11.54	341	266	V
3	* 5.35001	35.62	RMS	34.5	-21.8	1.25	49.57	54	-4.43	-	-	341	266	V
4	* 5.35779	36.99	RMS	34.5	-21.8	1.25	50.94	54	-3.06	-	-	341	266	V

* - indicates frequency in CFR47 Pt 15 / IC RSS-Restricted Band
Pk - Peak detector
RMS - RMS detection

UL VERIFICATION SERVICES INC.
47173 Benicia Street, Fremont, CA 94538; USA TEL:(510) 319-4000 FAX:(510) 661-0888

This report shall not be reproduced except in full, without the written approval of UL Verification Services Inc.

HARMONICS AND SPURIOUS EMISSIONS

MID CHANNEL RESULTS

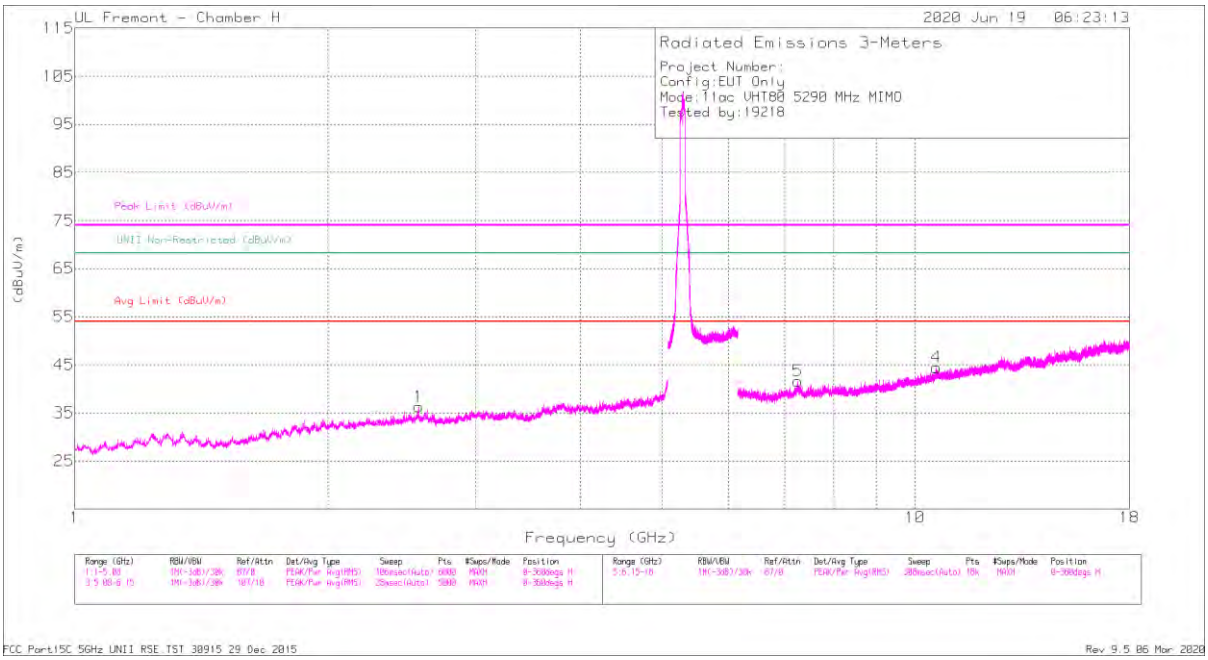

HORIZONTAL

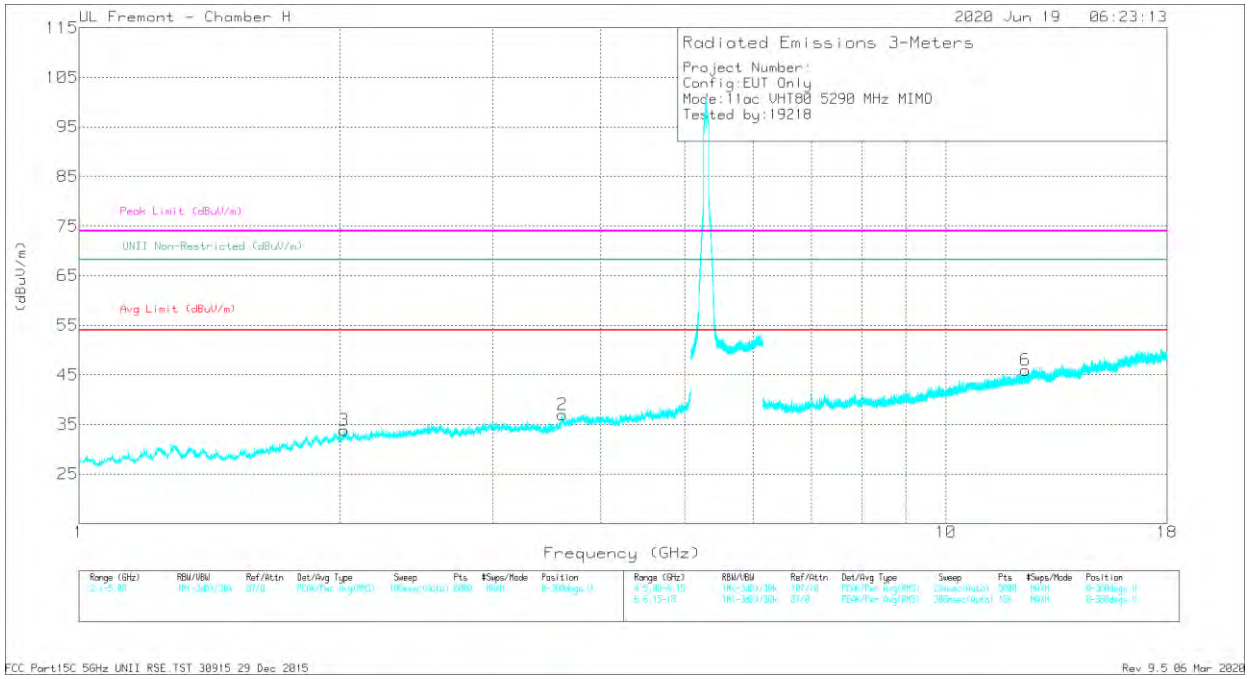

VERTICAL

UL VERIFICATION SERVICES INC.
47173 Benicia Street, Fremont, CA 94538; USA TEL:(510) 319-4000 FAX:(510) 661-0888

This report shall not be reproduced except in full, without the written approval of UL Verification Services Inc.

RADIATED EMISSIONS

Marker	Frequency (GHz)	Meter Reading (dBuV)	Det	AF T863 (dB/m)	Amp/Cbl/Fltr/Pad (dB)	DC Corr	Corrected Reading (dBuV/m)	Avg Limit (dBuV/m)	Margin (dB)	Peak Limit (dBuV/m)	PK Margin (dB)	UNII Non-Restricted (dBuV/m)	PK Margin (dB)	Azimuth (Degs)	Height (cm)	Polarity
2	* 3.61647	43.1	PK-U	33.1	-32.4		43.8	-	-	74	-30.2	-	-	69	161	V
	* 3.61646	31.56	ADR	33.1	-32.4	.33	32.59	54	-21.41	-	-	-	-	69	161	V
5	* 7.25586	38.93	PK-U	36	-26.7		48.23	-	-	74	-25.77	-	-	217	252	H
	* 7.25599	27.61	ADR	36	-26.7	.33	37.24	54	-16.76	-	-	-	-	217	252	H
6	* 12.36274	37.34	PK-U	39	-24.1		52.24	-	-	74	-21.76	-	-	287	307	V
	* 12.36022	26.12	ADR	38.9	-23.9	.33	41.45	54	-12.55	-	-	-	-	287	307	V
3	2.02203	43.51	PK-U	31.5	-34.3		40.71	-	-	-	-	68.2	-27.49	112	188	V
	2.56792	42.28	PK-U	32.5	-32.3		42.48	-	-	-	-	68.2	-25.72	36	128	H
4	10.59806	37.18	PK-U	37.6	-24.2		50.58	-	-	-	-	68.2	-17.62	169	218	H

* - indicates frequency in CFR47 Pt 15 / IC RSS-Restricted Band
PK-U - U-NII: Maximum Peak
ADR - U-NII AD primary method, RMS average

UL VERIFICATION SERVICES INC.
47173 Benicia Street, Fremont, CA 94538; USA TEL:(510) 319-4000 FAX:(510) 661-0888
This report shall not be reproduced except in full, without the written approval of UL Verification Services Inc.

6.1.10. TX ABOVE 1 GHz 802.11ax HE20 MODE IN THE 5.3 GHz BAND

1TX ANTENNA 6 – 242 Tones, RU Index 61

BANDEDGE (HIGH CHANNEL)

HORIZONTAL RESULT

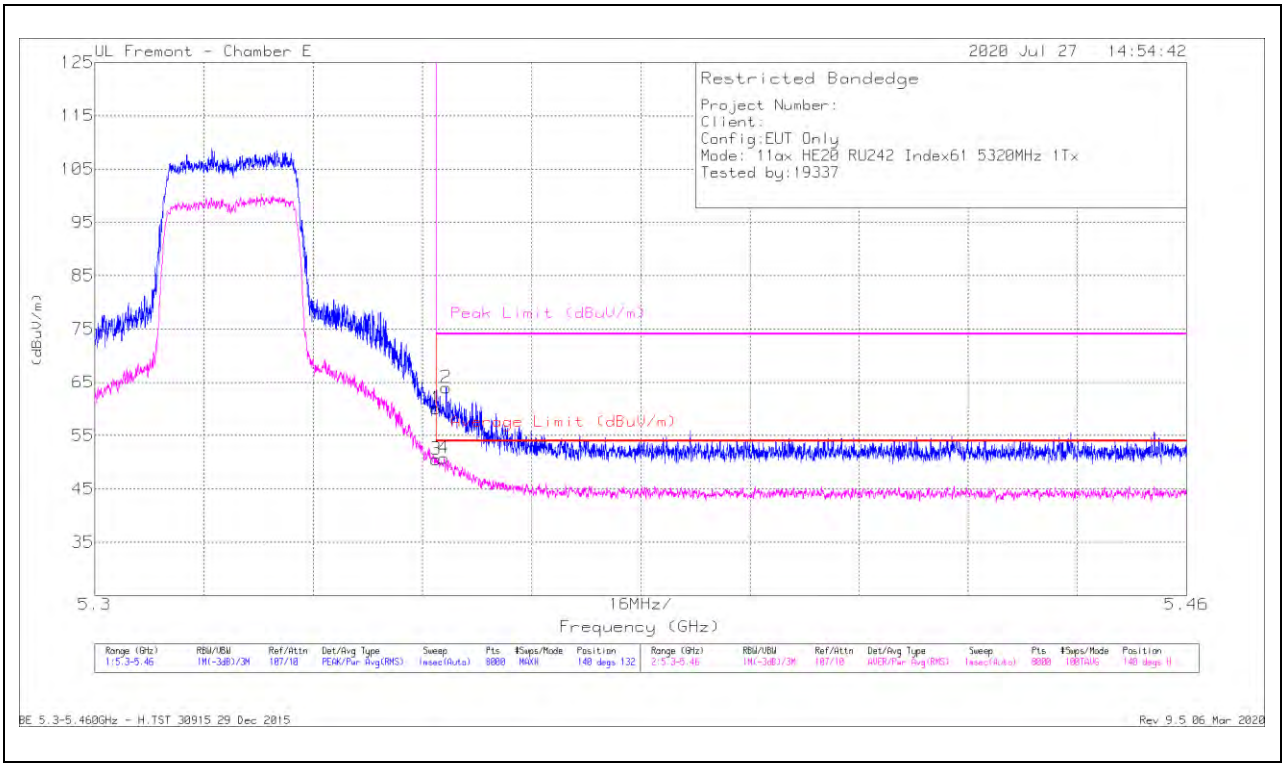

Marker	Frequency (GHz)	Meter Reading (dBuV)	Det	AF T712 (dB/m)	Amp/Cbl/Fltr/Pad (dB)	Corrected Reading (dBuV/m)	Average Limit (dBuV/m)	Margin (dB)	Peak Limit (dBuV/m)	PK Margin (dB)	Azimuth (Degs)	Height (cm)	Polarity
1	* 5.35001	47.4	Pk	34.5	-21.8	60.1	-	-	74	-13.9	140	132	H
2	* 5.35149	51.19	Pk	34.5	-21.7	63.99	-	-	74	-10.01	140	132	H
3	* 5.35001	37.85	RMS	34.5	-21.8	50.55	54	-3.45	-	-	140	132	H
4	* 5.35119	38.1	RMS	34.5	-21.8	50.8	54	-3.2	-	-	140	132	H

* - indicates frequency in CFR47 Pt 15 / IC RSS-Restricted Band
Pk - Peak detector
RMS - RMS detection

UL VERIFICATION SERVICES INC.
47173 Benicia Street, Fremont, CA 94538; USA TEL:(510) 319-4000 FAX:(510) 661-0888
This report shall not be reproduced except in full, without the written approval of UL Verification Services Inc.

VERTICAL RESULT

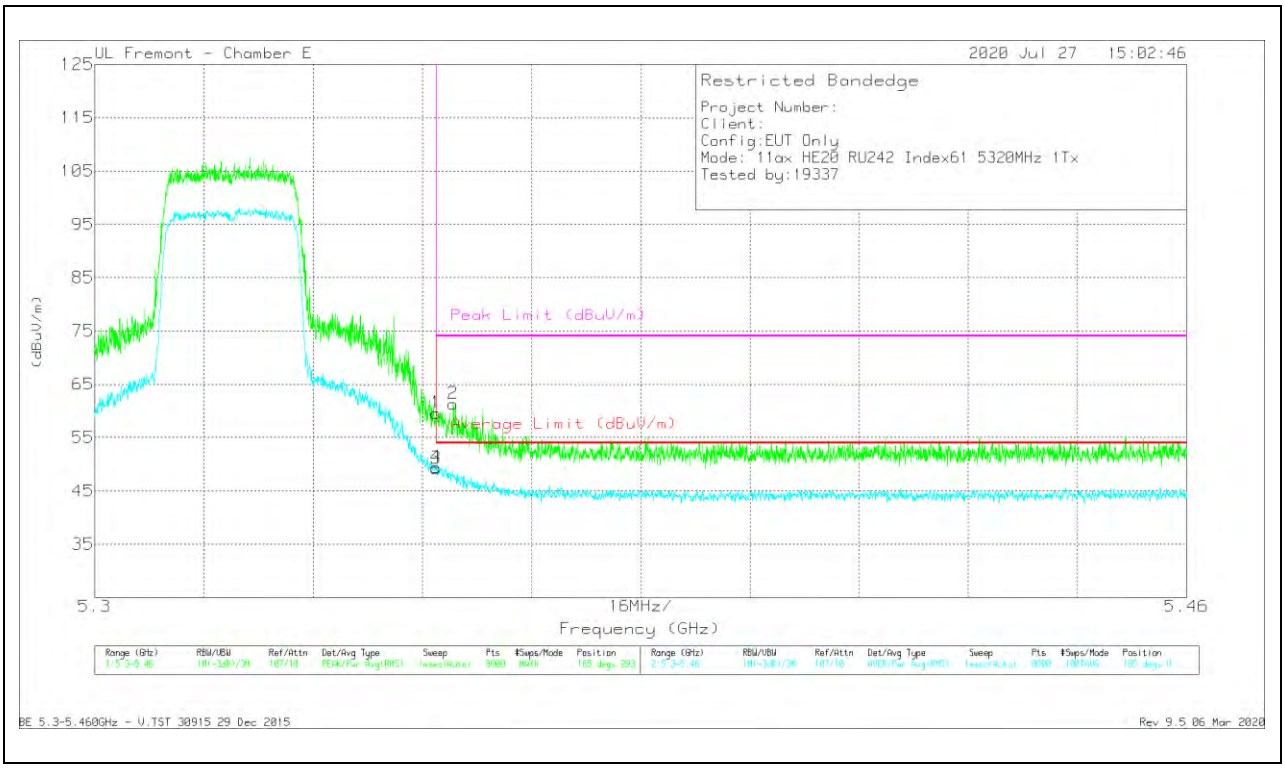

Marker	Frequency (GHz)	Meter Reading (dBuV)	Det	AF T712 (dB/m)	Amp/Cbl/Fltr/Pad (dB)	Corrected Reading (dBuV/m)	Average Limit (dBuV/m)	Margin (dB)	Peak Limit (dBuV/m)	PK Margin (dB)	Azimuth (Degs)	Height (cm)	Polarity
1	* 5.35001	46.89	Pk	34.5	-21.8	59.59	-	-	74	-14.41	185	293	V
2	* 5.35253	48.55	Pk	34.5	-21.7	61.35	-	-	74	-12.65	185	293	V
3	* 5.35001	36.53	RMS	34.5	-21.8	49.23	54	-4.77	-	-	185	293	V
4	* 5.35005	36.73	RMS	34.5	-21.8	49.43	54	-4.57	-	-	185	293	V

* - indicates frequency in CFR47 Pt 15 / IC RSS-Restricted Band
Pk - Peak detector
RMS - RMS detection

UL VERIFICATION SERVICES INC.
47173 Benicia Street, Fremont, CA 94538; USA TEL:(510) 319-4000 FAX:(510) 661-0888
This report shall not be reproduced except in full, without the written approval of UL Verification Services Inc.

1TX ANTENNA 6 – 26 Tones, RU Index 8

BANDEDGE (HIGH CHANNEL)

HORIZONTAL RESULT

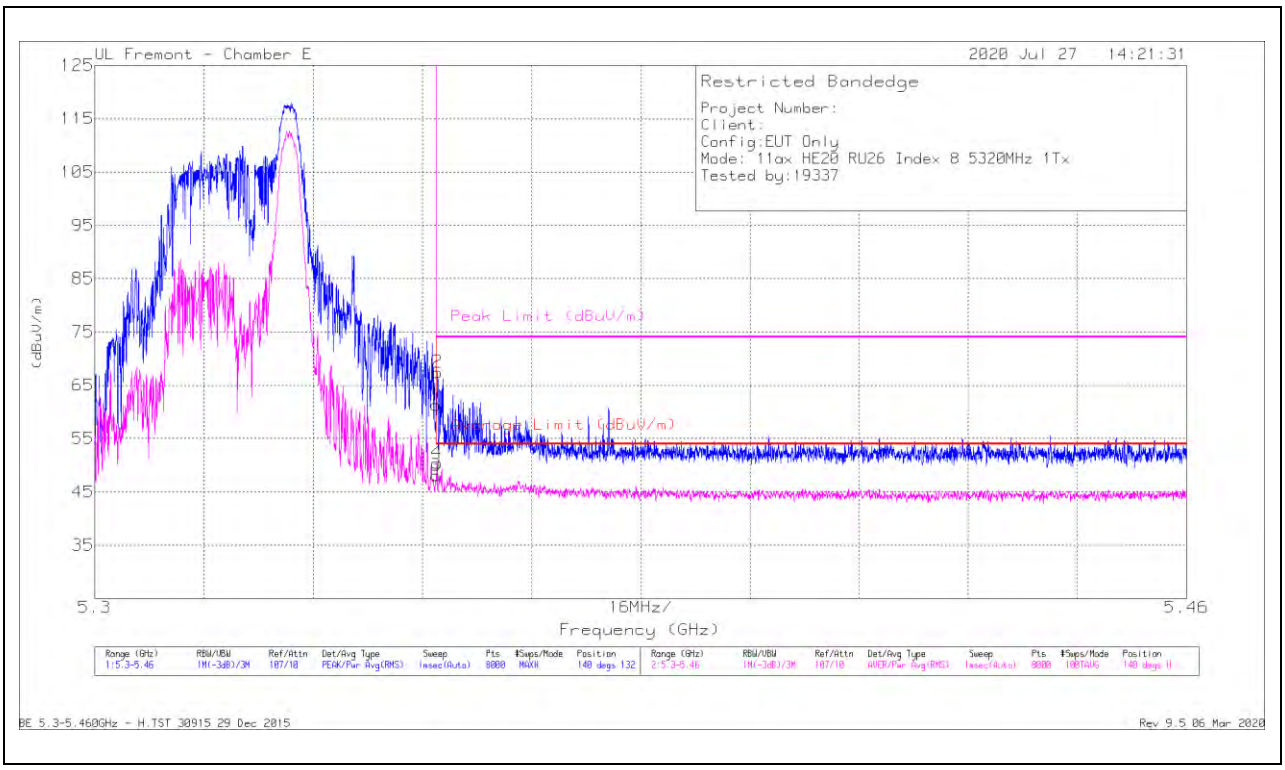

Marker	Frequency (GHz)	Meter Reading (dBuV)	Det	AF T712 (dB/m)	Amp/Cbl/Fltr/Pad (dB)	Corrected Reading (dBuV/m)	Average Limit (dBuV/m)	Margin (dB)	Peak Limit (dBuV/m)	PK Margin (dB)	Azimuth (Degs)	Height (cm)	Polarity
1	* 5.35001	48.63	Pk	34.5	-21.8	61.33	-	-	74	-12.67	140	132	H
2	* 5.35023	54.74	Pk	34.5	-21.8	67.44	-	-	74	-6.56	140	132	H
3	* 5.35001	35.36	RMS	34.5	-21.8	48.06	54	-5.94	-	-	140	132	H
4	* 5.35017	37.75	RMS	34.5	-21.8	50.45	54	-3.55	-	-	140	132	H

* - indicates frequency in CFR47 Pt 15 / IC RSS-Restricted Band
Pk - Peak detector
RMS - RMS detection

UL VERIFICATION SERVICES INC.
47173 Benicia Street, Fremont, CA 94538; USA TEL:(510) 319-4000 FAX:(510) 661-0888
This report shall not be reproduced except in full, without the written approval of UL Verification Services Inc.

VERTICAL RESULT

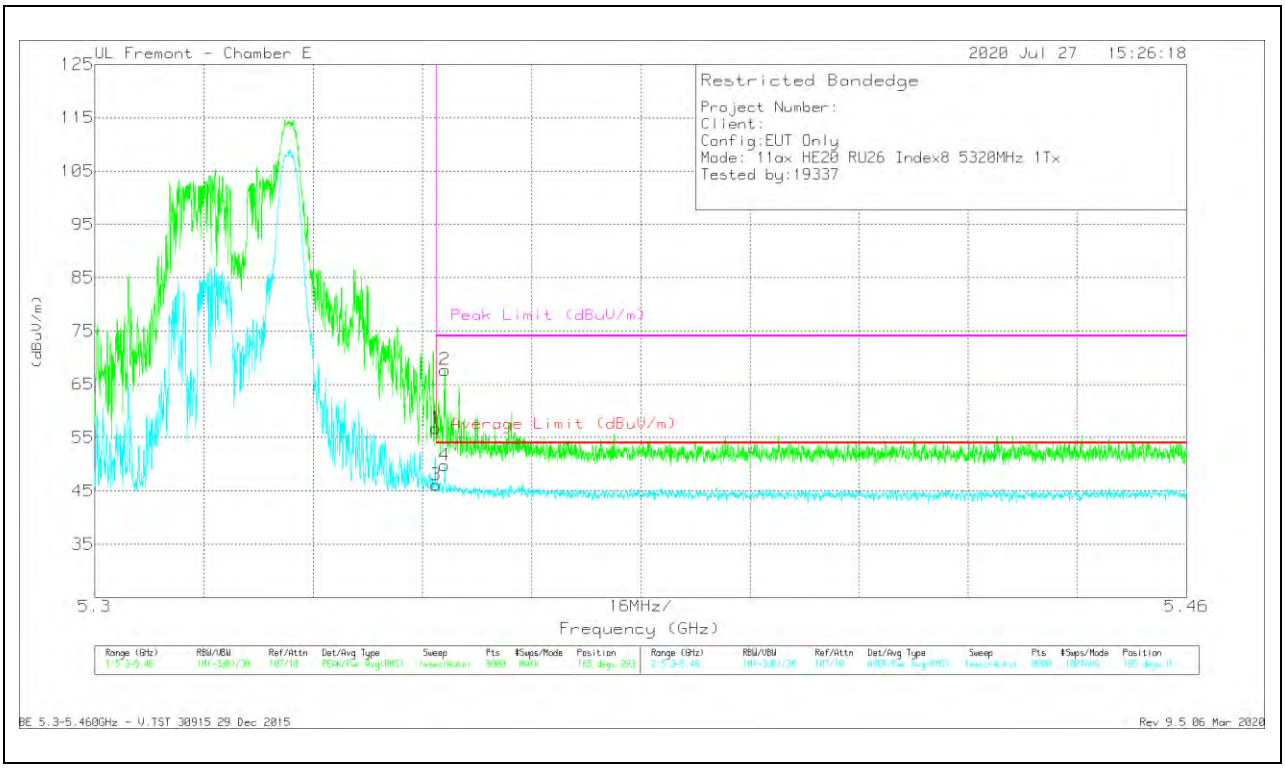

Marker	Frequency (GHz)	Meter Reading (dBuV)	Det	AF T712 (dB/m)	Amp/Cbl/Fltr/Pad (dB)	Corrected Reading (dBuV/m)	Average Limit (dBuV/m)	Margin (dB)	Peak Limit (dBuV/m)	PK Margin (dB)	Azimuth (Degs)	Height (cm)	Polarity
1	* 5.35001	44.05	Pk	34.5	-21.8	56.75	-	-	74	-17.25	185	293	V
2	* 5.35131	55.01	Pk	34.5	-21.8	67.71	-	-	74	-6.29	185	293	V
3	* 5.35001	33.4	RMS	34.5	-21.8	46.1	54	-7.9	-	-	185	293	V
4	* 5.35129	37.08	RMS	34.5	-21.8	49.78	54	-4.22	-	-	185	293	V

* - indicates frequency in CFR47 Pt 15 / IC RSS-Restricted Band
Pk - Peak detector
RMS - RMS detection

UL VERIFICATION SERVICES INC.
47173 Benicia Street, Fremont, CA 94538; USA TEL:(510) 319-4000 FAX:(510) 661-0888

This report shall not be reproduced except in full, without the written approval of UL Verification Services Inc.

1TX ANTENNA 5 – 242 Tones, RU Index 61

BANDEDGE (HIGH CHANNEL)

HORIZONTAL RESULT

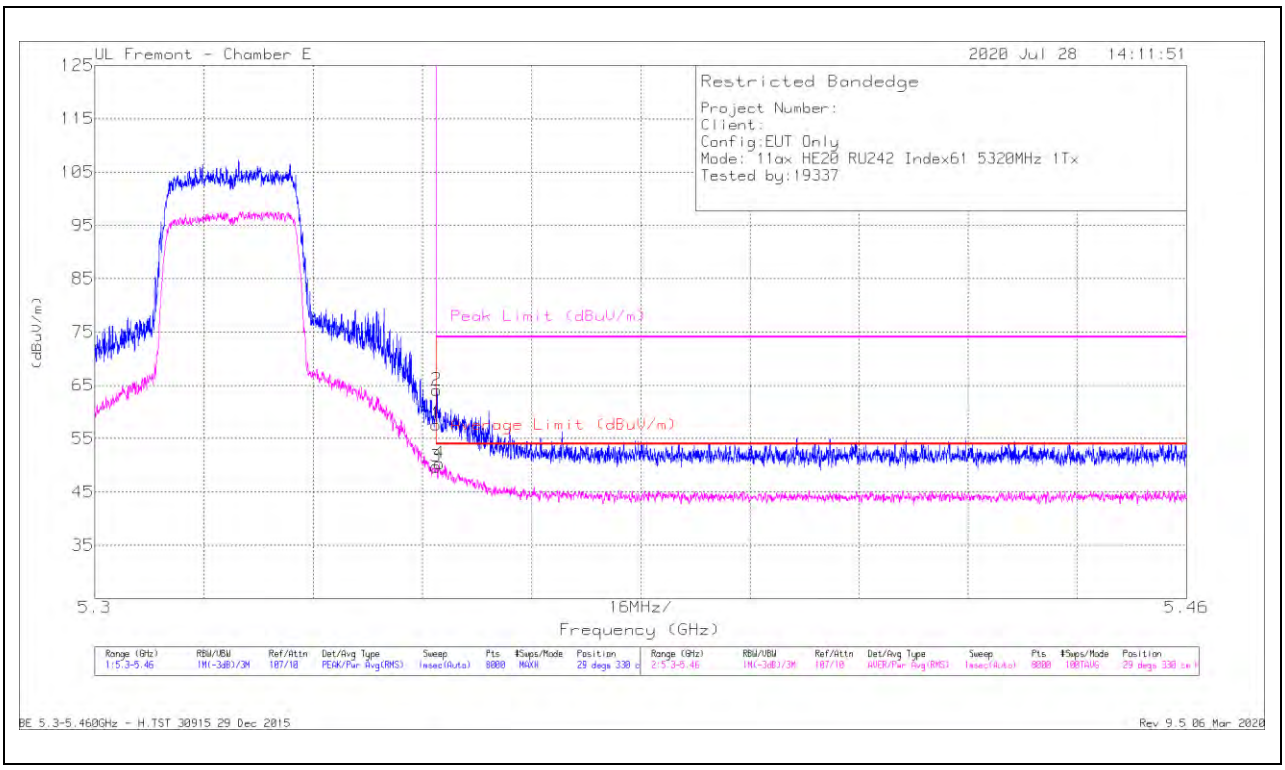

Marker	Frequency (GHz)	Meter Reading (dBuV)	Det	AF T712 (dB/m)	Amp/Cbl/Fltr/Pad (dB)	Corrected Reading (dBuV/m)	Average Limit (dBuV/m)	Margin (dB)	Peak Limit (dBuV/m)	PK Margin (dB)	Azimuth (Degs)	Height (cm)	Polarity
1	* 5.35001	44.95	Pk	34.5	-21.8	57.65	-	-	74	-16.35	29	330	H
2	* 5.35013	51.42	Pk	34.5	-21.8	64.12	-	-	74	-9.88	29	330	H
3	* 5.35001	37.04	RMS	34.5	-21.8	49.74	54	-4.26	-	-	29	330	H
4	* 5.35047	37.65	RMS	34.5	-21.8	50.35	54	-3.65	-	-	29	330	H

* - indicates frequency in CFR47 Pt 15 / IC RSS-Restricted Band
Pk - Peak detector
RMS - RMS detection

UL VERIFICATION SERVICES INC.
47173 Benicia Street, Fremont, CA 94538; USA TEL:(510) 319-4000 FAX:(510) 661-0888

This report shall not be reproduced except in full, without the written approval of UL Verification Services Inc.

VERTICAL RESULT

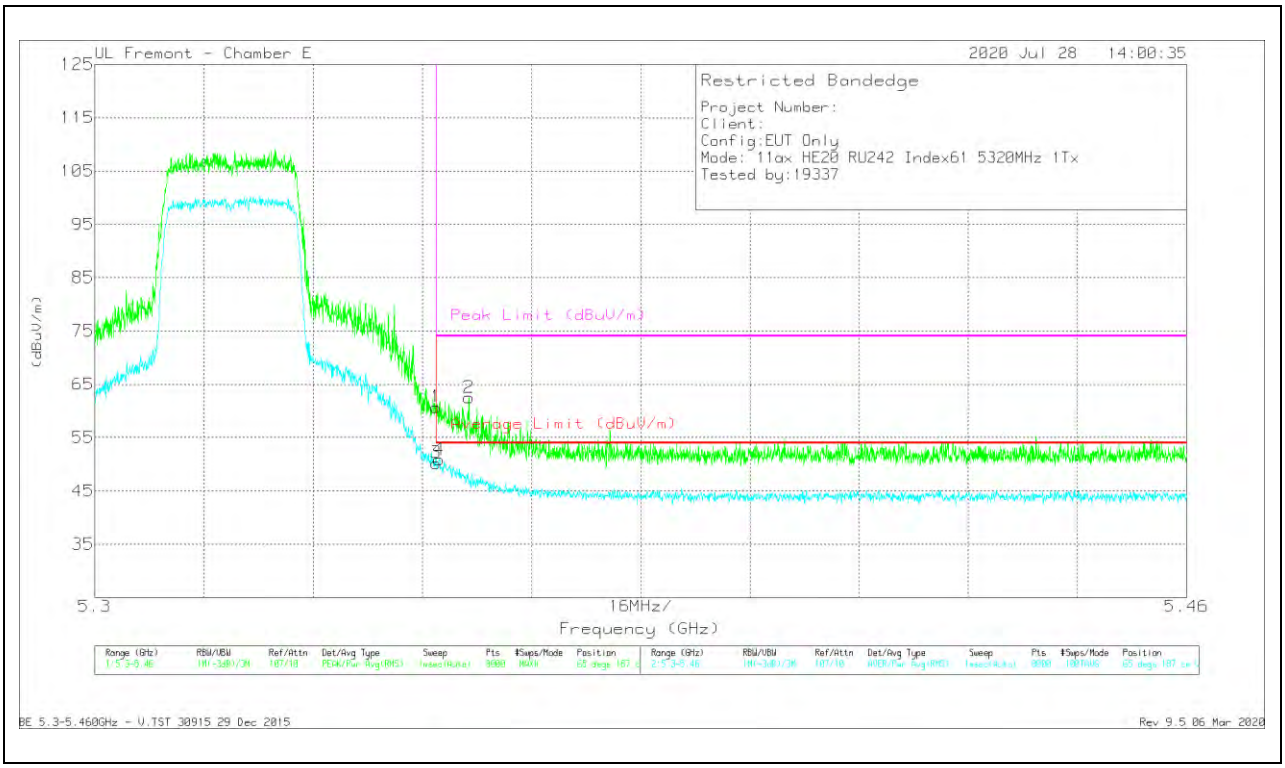

Marker	Frequency (GHz)	Meter Reading (dBuV)	Det	AF T712 (dB/m)	Amp/Cbl/Fltr/Pad (dB)	Corrected Reading (dBuV/m)	Average Limit (dBuV/m)	Margin (dB)	Peak Limit (dBuV/m)	PK Margin (dB)	Azimuth (Degs)	Height (cm)	Polarity
1	* 5.35001	48.03	Pk	34.5	-21.8	60.73	-	-	74	-13.27	65	187	V
2	* 5.35483	49.68	Pk	34.5	-21.7	62.48	-	-	74	-11.52	65	187	V
3	* 5.35001	37.52	RMS	34.5	-21.8	50.22	54	-3.78	-	-	65	187	V
4	* 5.35045	38.19	RMS	34.5	-21.8	50.89	54	-3.11	-	-	65	187	V

* - indicates frequency in CFR47 Pt 15 / IC RSS-Restricted Band
Pk - Peak detector
RMS - RMS detection

UL VERIFICATION SERVICES INC.
47173 Benicia Street, Fremont, CA 94538; USA TEL:(510) 319-4000 FAX:(510) 661-0888

This report shall not be reproduced except in full, without the written approval of UL Verification Services Inc.

1TX ANTENNA 5 – 26 Tones, RU Index 8

BANDEDGE (HIGH CHANNEL)

HORIZONTAL RESULT

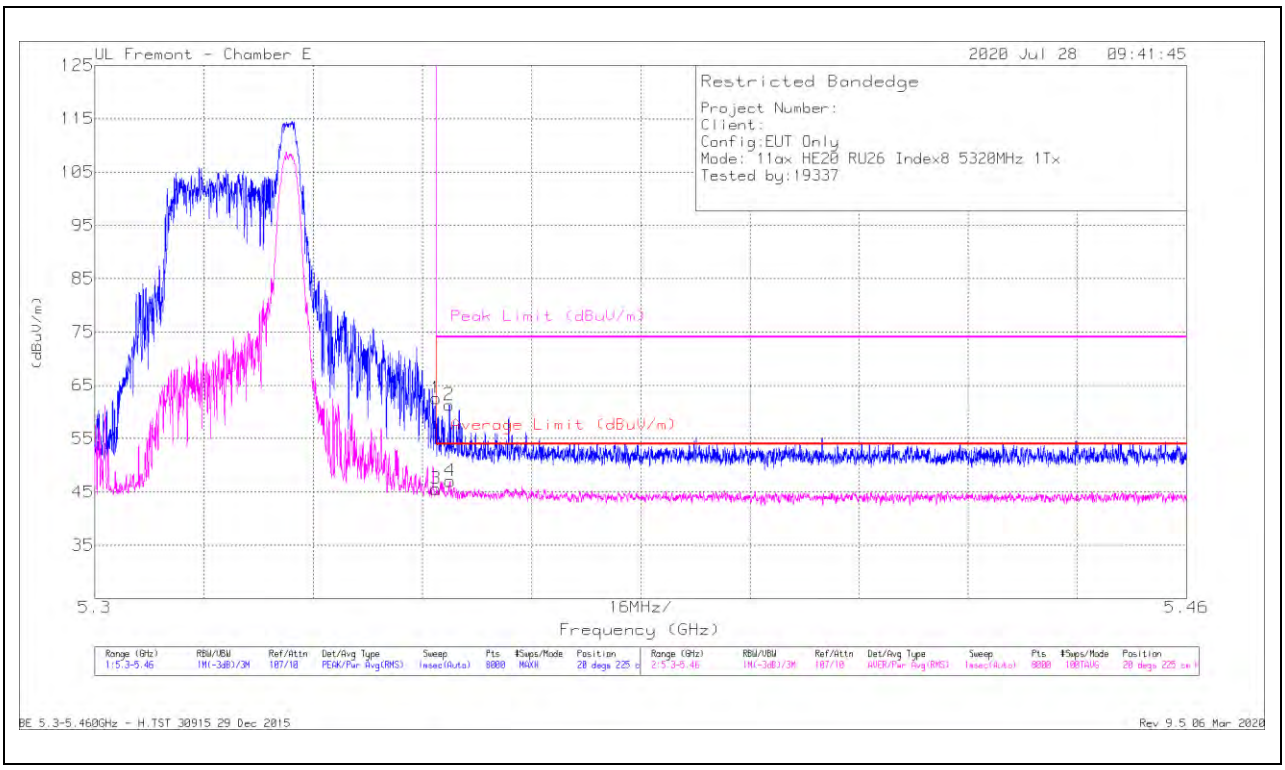

Marker	Frequency (GHz)	Meter Reading (dBuV)	Det	AF T712 (dB/m)	Amp/Cbl/Fltr/Pad (dB)	Corrected Reading (dBuV/m)	Average Limit (dBuV/m)	Margin (dB)	Peak Limit (dBuV/m)	PK Margin (dB)	Azimuth (Degs)	Height (cm)	Polarity
1	* 5.35001	49.88	Pk	34.5	-21.8	62.58	-	-	74	-11.42	20	225	H
2	* 5.35195	48.52	Pk	34.5	-21.7	61.32	-	-	74	-12.68	20	225	H
3	* 5.35001	32.89	RMS	34.5	-21.8	45.59	54	-8.41	-	-	20	225	H
4	* 5.35207	34.25	RMS	34.5	-21.7	47.05	54	-6.95	-	-	20	225	H

* - indicates frequency in CFR47 Pt 15 / IC RSS-Restricted Band
Pk - Peak detector
RMS - RMS detection

UL VERIFICATION SERVICES INC.
47173 Benicia Street, Fremont, CA 94538; USA TEL:(510) 319-4000 FAX:(510) 661-0888

This report shall not be reproduced except in full, without the written approval of UL Verification Services Inc.

VERTICAL RESULT

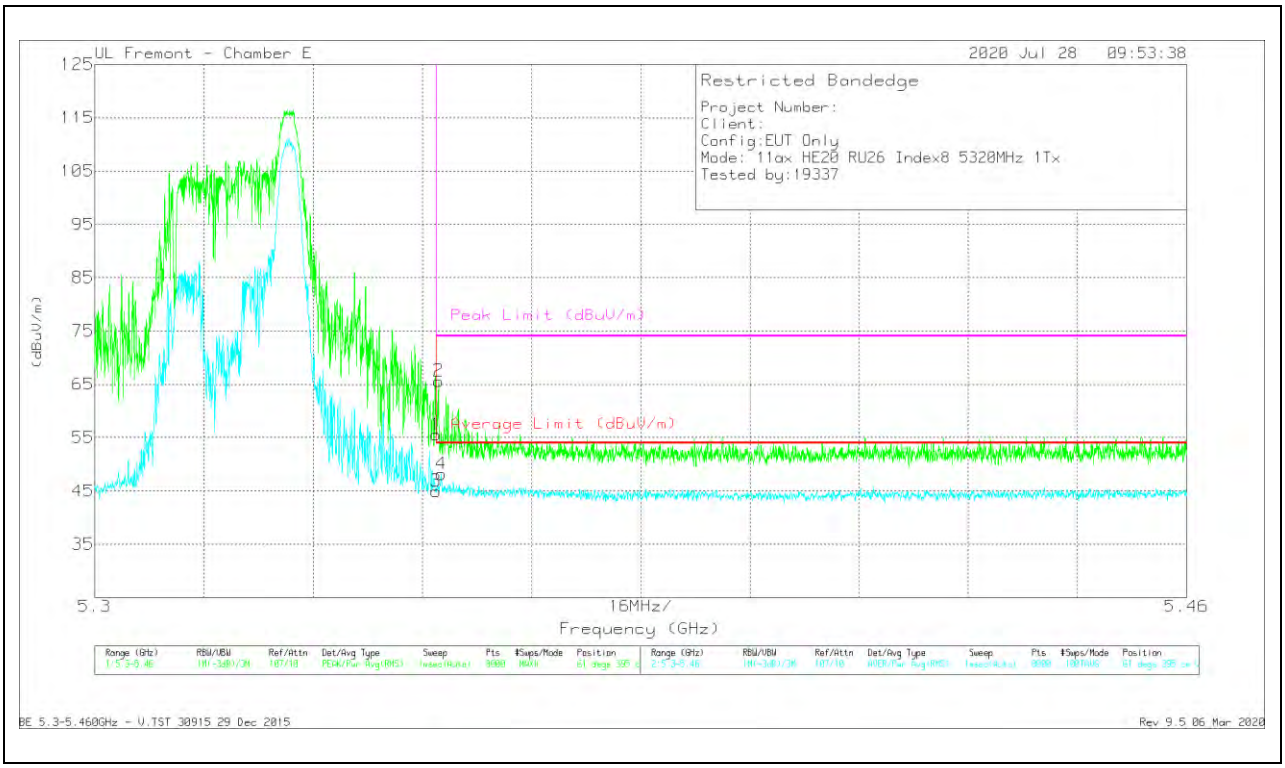

Marker	Frequency (GHz)	Meter Reading (dBuV)	Det	AF T712 (dB/m)	Amp/Cbl/Fltr/Pad (dB)	Corrected Reading (dBuV/m)	Average Limit (dBuV/m)	Margin (dB)	Peak Limit (dBuV/m)	PK Margin (dB)	Azimuth (Degs)	Height (cm)	Polarity
1	* 5.35001	42.85	Pk	34.5	-21.8	55.55	-	-	74	-18.45	61	395	V
2	* 5.35037	52.91	Pk	34.5	-21.8	65.61	-	-	74	-8.39	61	395	V
3	* 5.35001	32.25	RMS	34.5	-21.8	44.95	54	-9.05	-	-	61	395	V
4	* 5.35075	35.47	RMS	34.5	-21.8	48.17	54	-5.83	-	-	61	395	V

* - indicates frequency in CFR47 Pt 15 / IC RSS-Restricted Band
Pk - Peak detector
RMS - RMS detection

UL VERIFICATION SERVICES INC.
47173 Benicia Street, Fremont, CA 94538; USA TEL:(510) 319-4000 FAX:(510) 661-0888
This report shall not be reproduced except in full, without the written approval of UL Verification Services Inc.

2TX ANTENNA 6 + ANTENNA 5 OFDMA MODE – 242 Tones, RU Index 61

BANDEDGE (HIGH CHANNEL)

HORIZONTAL RESULT

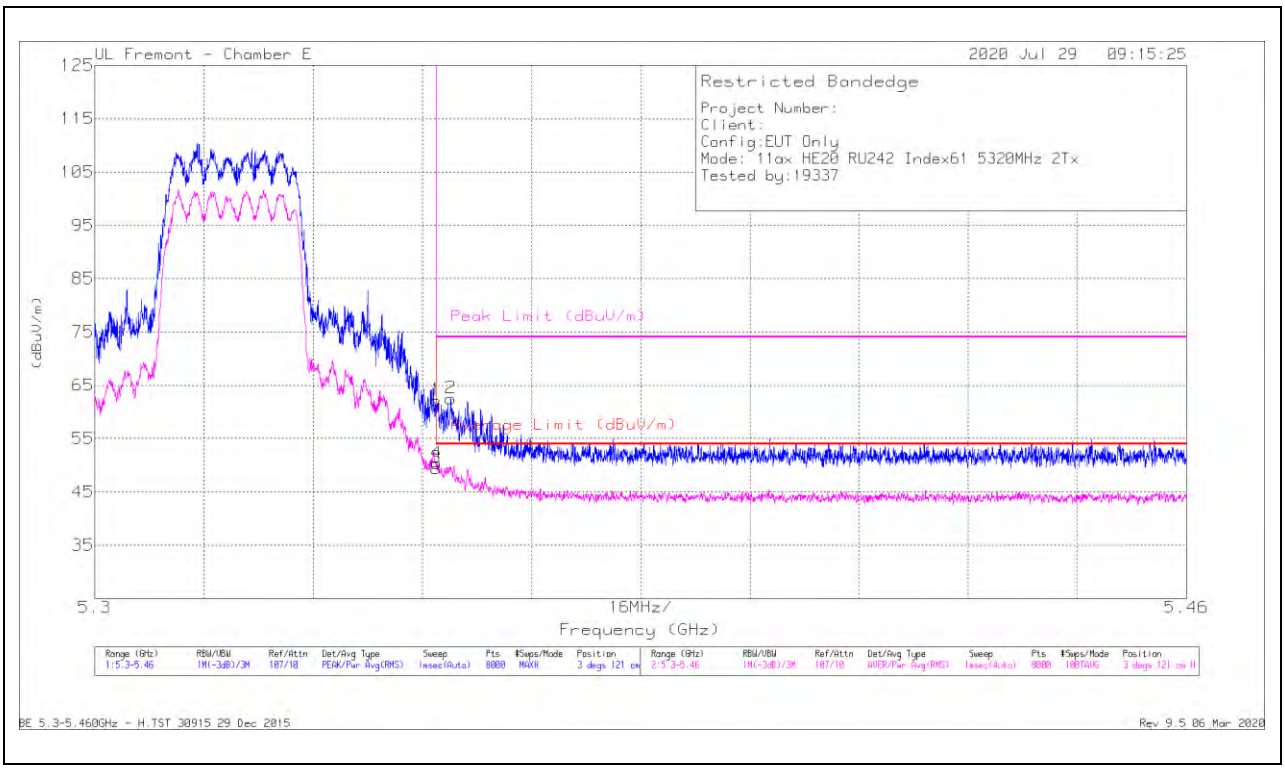

Marker	Frequency (GHz)	Meter Reading (dBuV)	Det	AF T712 (dB/m)	Amp/Cbl/Fltr/Pad (dB)	Corrected Reading (dBuV/m)	Average Limit (dBuV/m)	Margin (dB)	Peak Limit (dBuV/m)	PK Margin (dB)	Azimuth (Degs)	Height (cm)	Polarity
1	* 5.35001	49.47	Pk	34.5	-21.8	62.17	-	-	74	-11.83	3	121	H
2	* 5.35217	49.77	Pk	34.5	-21.7	62.57	-	-	74	-11.43	3	121	H
3	* 5.35001	36.79	RMS	34.5	-21.8	49.49	54	-4.51	-	-	3	121	H
4	* 5.35011	37.67	RMS	34.5	-21.8	50.37	54	-3.63	-	-	3	121	H

* - indicates frequency in CFR47 Pt 15 / IC RSS-Restricted Band
Pk - Peak detector
RMS - RMS detection

UL VERIFICATION SERVICES INC.
47173 Benicia Street, Fremont, CA 94538; USA TEL:(510) 319-4000 FAX:(510) 661-0888

This report shall not be reproduced except in full, without the written approval of UL Verification Services Inc.

VERTICAL RESULT

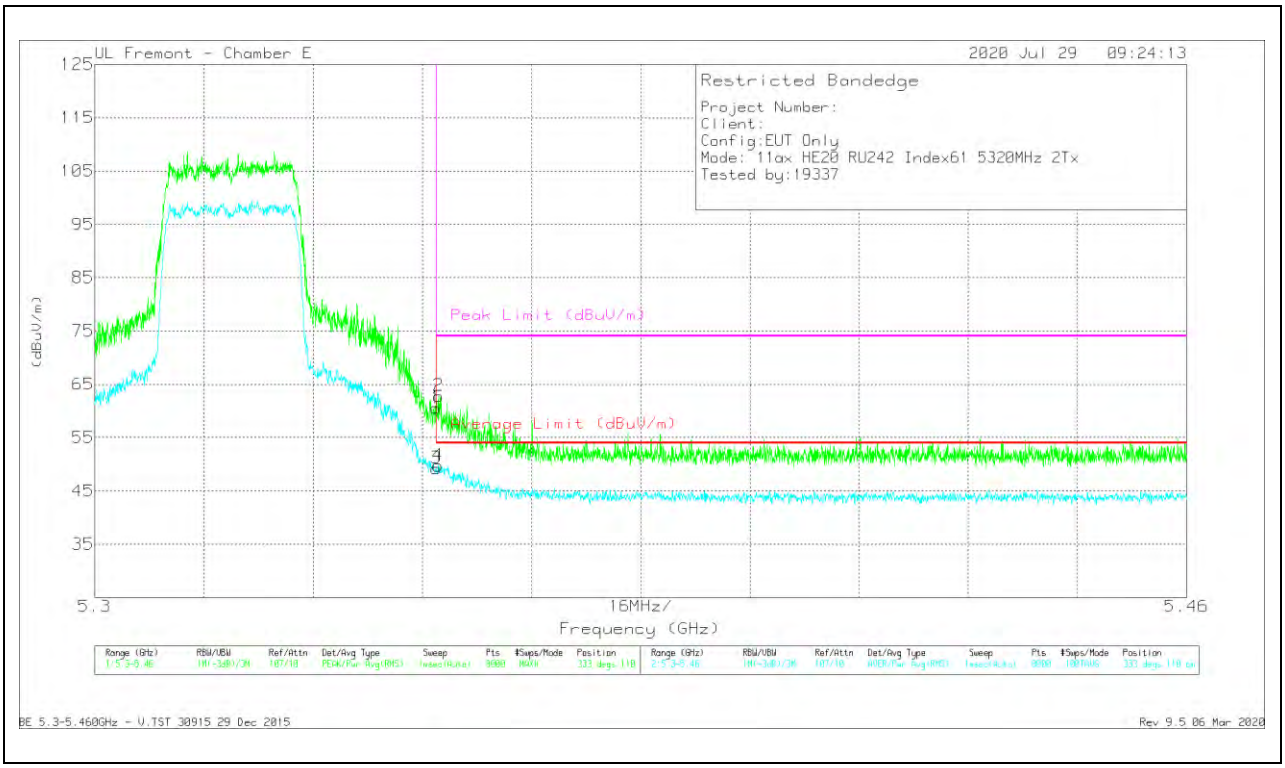

Marker	Frequency (GHz)	Meter Reading (dBuV)	Det	AF T712 (dB/m)	Amp/Cbl/Fltr/Pad (dB)	Corrected Reading (dBuV/m)	Average Limit (dBuV/m)	Margin (dB)	Peak Limit (dBuV/m)	PK Margin (dB)	Azimuth (Degs)	Height (cm)	Polarity
1	* 5.35001	47.88	Pk	34.5	-21.8	60.58	-	-	74	-13.42	333	110	V
2	* 5.35037	50.11	Pk	34.5	-21.8	62.81	-	-	74	-11.19	333	110	V
3	* 5.35001	36.54	RMS	34.5	-21.8	49.24	54	-4.76	-	-	333	110	V
4	* 5.35033	37.06	RMS	34.5	-21.8	49.76	54	-4.24	-	-	333	110	V

* - indicates frequency in CFR47 Pt 15 / IC RSS-Restricted Band
Pk - Peak detector
RMS - RMS detection

UL VERIFICATION SERVICES INC.
47173 Benicia Street, Fremont, CA 94538; USA TEL:(510) 319-4000 FAX:(510) 661-0888

This report shall not be reproduced except in full, without the written approval of UL Verification Services Inc.

HARMONICS AND SPURIOUS EMISSIONS

LOW CHANNEL RESULTS

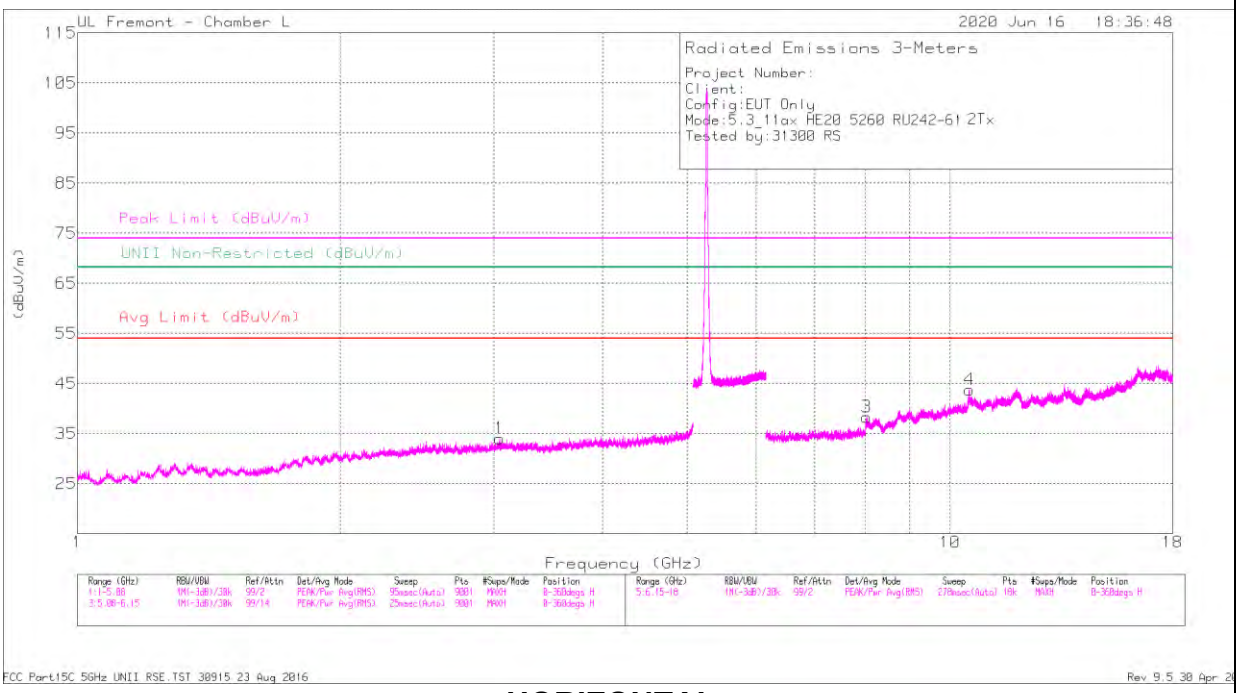

HORIZONTAL

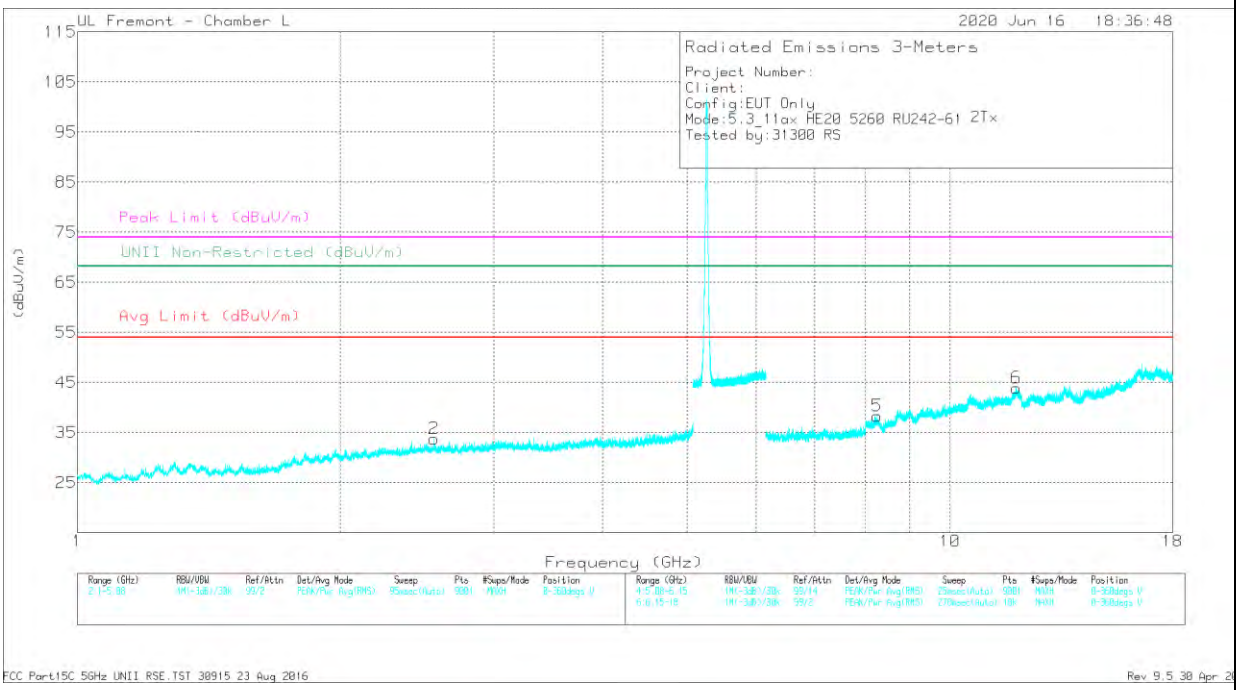

VERTICAL

UL VERIFICATION SERVICES INC.
47173 Benicia Street, Fremont, CA 94538; USA TEL:(510) 319-4000 FAX:(510) 661-0888

This report shall not be reproduced except in full, without the written approval of UL Verification Services Inc.

RADIATED EMISSIONS

Marker	Frequency (GHz)	Meter Reading (dBuV)	Det	AF 344 (dB/m)	Amp/Cbl/Fltr/Pad (dB)	Corrected Reading (dBuV/m)	Avg Limit (dBuV/m)	Margin (dB)	Peak Limit (dBuV/m)	PK Margin (dB)	UNII Non-Restricted (dBuV/m)	PK Margin (dB)	Azimuth (Degs)	Height (cm)	Polarity
1	3.04562	37.17	PK-U	32.9	-29.4	40.67	-	-	-	-	68.2	-27.53	0	200	H
2	2.56352	38.32	PK-U	32.3	-30.2	40.42	-	-	-	-	68.2	-27.78	67	200	V
3	10.53047	30.5	PK-U	37.8	-19.5	48.8	-	-	-	-	68.2	-19.4	215	200	H
3	* 8.03473	31.25	PK-U	35.8	-22.2	44.85	-	-	74	-29.15	-	-	306	101	H
	* 8.03337	20.3	ADR	35.8	-22.2	33.9	54	-20.1	-	-	-	-	306	101	H
5	* 8.25756	30.67	PK-U	35.8	-21.5	44.97	-	-	74	-29.03	-	-	115	101	V
	* 8.25656	20.41	ADR	35.8	-21.5	34.71	54	-19.29	-	-	-	-	115	101	V
6	* 11.92807	31.5	PK-U	38.6	-19.6	50.5	-	-	74	-23.5	-	-	214	101	V
	* 11.92687	20.06	ADR	38.6	-19.6	39.06	54	-14.94	-	-	-	-	214	101	V

* - indicates frequency in CFR47 Pt 15 / IC RSS-Restricted Band
PK-U - U-NII: Maximum Peak
ADR - U-NII AD primary method, RMS average

UL VERIFICATION SERVICES INC.
47173 Benicia Street, Fremont, CA 94538; USA TEL:(510) 319-4000 FAX:(510) 661-0888

This report shall not be reproduced except in full, without the written approval of UL Verification Services Inc.

MID CHANNEL RESULTS

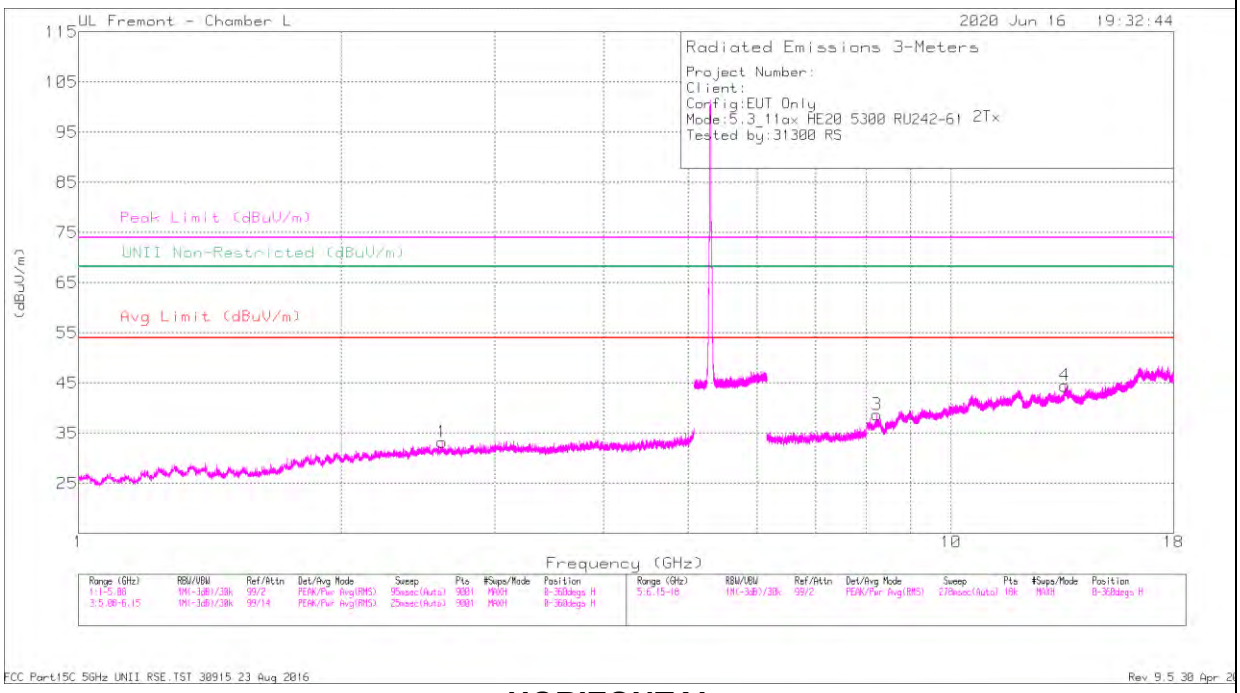

HORIZONTAL

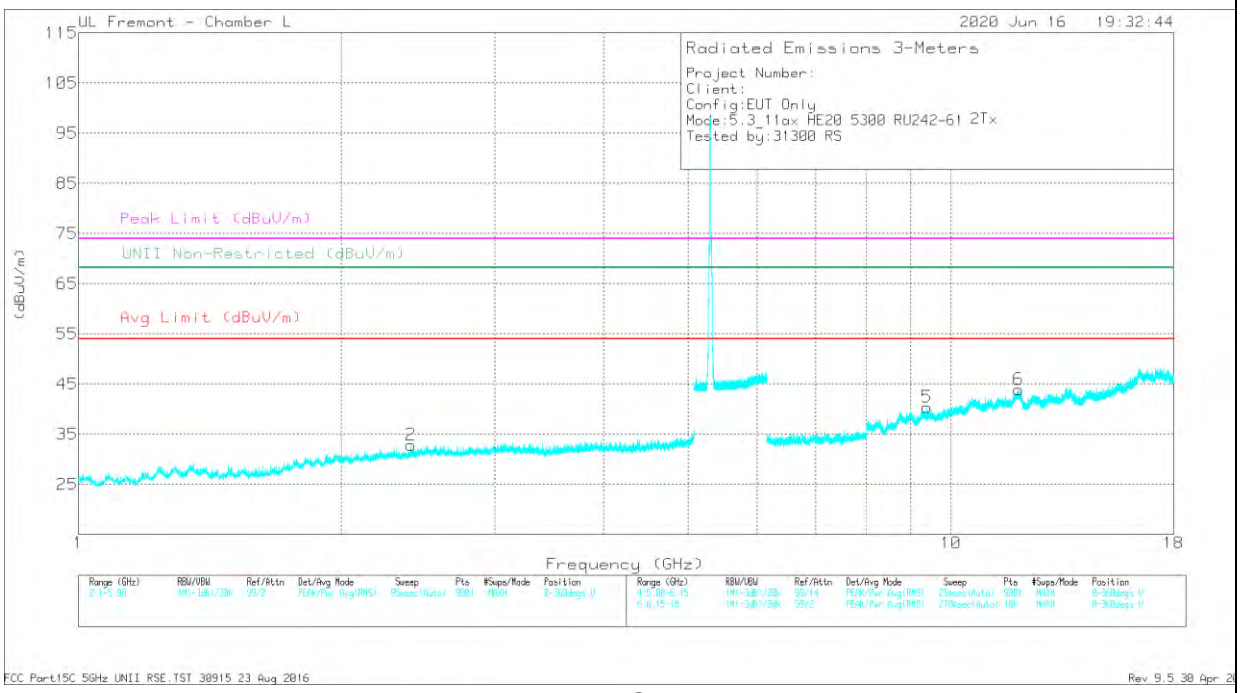

VERTICAL

UL VERIFICATION SERVICES INC.
47173 Benicia Street, Fremont, CA 94538; USA TEL:(510) 319-4000 FAX:(510) 661-0888

This report shall not be reproduced except in full, without the written approval of UL Verification Services Inc.

RADIATED EMISSIONS

Marker	Frequency (GHz)	Meter Reading (dBuV)	Det	AF 344 (dB/m)	Amp/Cbl/Fltr/Pad (dB)	Corrected Reading (dBuV/m)	Avg Limit (dBuV/m)	Margin (dB)	Peak Limit (dBuV/m)	PK Margin (dB)	UNII Non-Restricted (dBuV/m)	PK Margin (dB)	Azimuth (Degs)	Height (cm)	Polarity
1	2.61111	38.62	PK-U	32.3	-30.3	40.62	-	-	-	-	68.2	-27.58	323	101	H
2	2.40686	38.35	PK-U	31.9	-30.9	39.35	-	-	-	-	68.2	-28.85	189	101	V
4	13.5027	31.99	PK-U	39	-19.4	51.59	-	-	-	-	68.2	-16.61	274	101	H
3	* 8.22288	30.99	PK-U	35.8	-21.6	45.19	-	-	74	-28.81	-	-	355	101	H
	* 8.22257	20.42	ADR	35.8	-21.6	34.62	54	-19.38	-	-	-	-	355	101	H
5	* 9.38027	30.41	PK-U	36.5	-21.2	45.71	-	-	74	-28.29	-	-	171	199	V
	* 9.38208	19.86	ADR	36.5	-21.2	35.16	54	-18.84	-	-	-	-	171	199	V
6	* 11.96916	30.65	PK-U	38.7	-19.5	49.85	-	-	74	-24.15	-	-	91	101	V
	* 11.96932	20.6	ADR	38.7	-19.5	39.8	54	-14.2	-	-	-	-	91	101	V

* - indicates frequency in CFR47 Pt 15 / IC RSS-Restricted Band
PK-U - U-NII: Maximum Peak
ADR - U-NII AD primary method, RMS average

UL VERIFICATION SERVICES INC.
47173 Benicia Street, Fremont, CA 94538; USA TEL:(510) 319-4000 FAX:(510) 661-0888

This report shall not be reproduced except in full, without the written approval of UL Verification Services Inc.

HIGH CHANNEL RESULTS

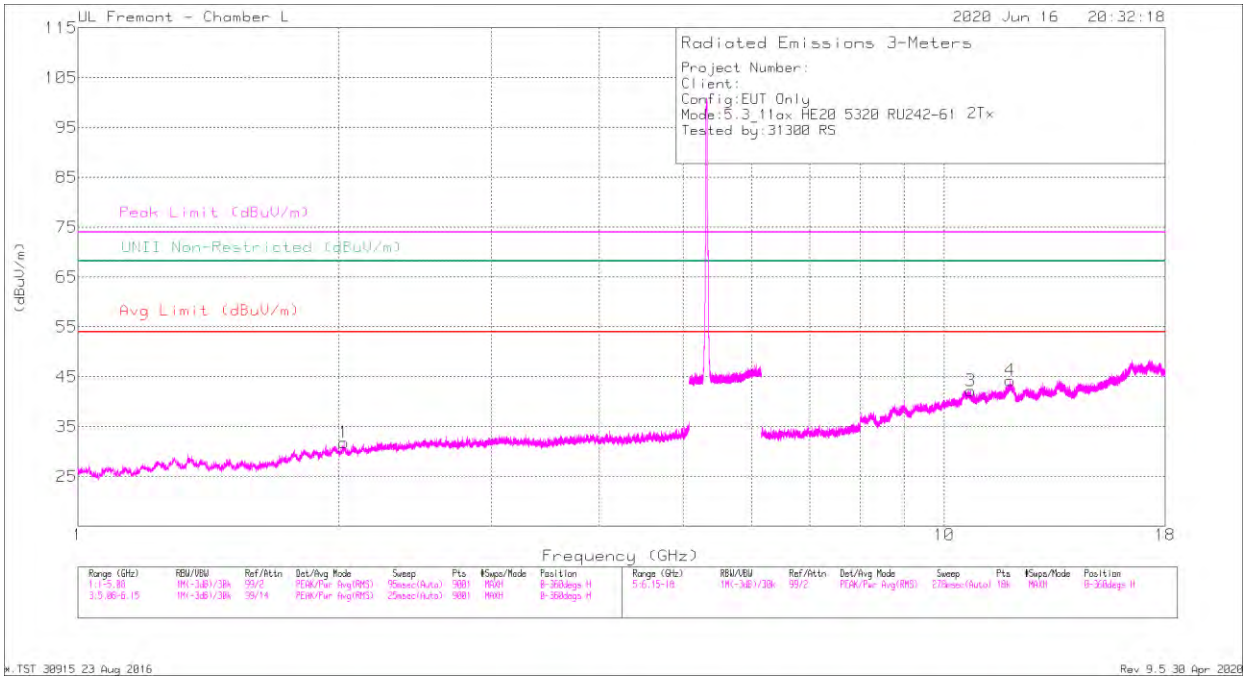

HORIZONTAL

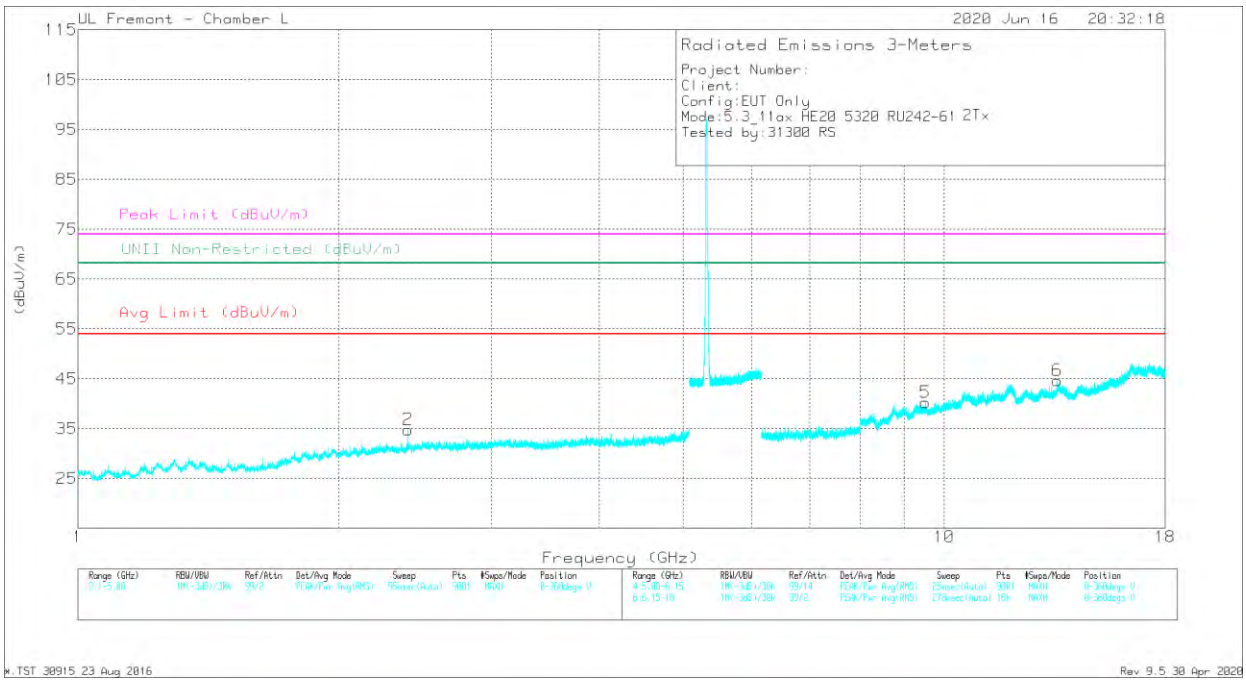

VERTICAL

UL VERIFICATION SERVICES INC.
47173 Benicia Street, Fremont, CA 94538; USA TEL:(510) 319-4000 FAX:(510) 661-0888

This report shall not be reproduced except in full, without the written approval of UL Verification Services Inc.

RADIATED EMISSIONS

Marker	Frequency (GHz)	Meter Reading (dBuV)	Det	AF 344 (dB/m)	Amp/Cbl/Fltr/Pad (dB)	Corrected Reading (dBuV/m)	Avg Limit (dBuV/m)	Margin (dB)	Peak Limit (dBuV/m)	PK Margin (dB)	UNII Non-Restricted (dBuV/m)	PK Margin (dB)	Azimuth (Degs)	Height (cm)	Polarity
1	2.02991	38.95	PK-U	30.8	-31.4	38.35	-	-	-	-	68.2	-29.85	360	101	H
2	2.41013	40.12	PK-U	32	-30.9	41.22	-	-	-	-	68.2	-26.98	285	316	V
3	* 10.73567	30.74	PK-U	38	-19.5	49.24	-	-	74	-24.76	-	-	261	200	H
	* 10.73459	19.65	ADR	38	-19.5	38.15	54	-15.85	-	-	-	-	261	200	H
4	* 11.91468	31.7	PK-U	38.6	-19.7	50.6	-	-	74	-23.4	-	-	146	101	H
	* 11.91662	20.99	ADR	38.6	-19.7	39.89	54	-14.11	-	-	-	-	146	101	H
5	9.51637	30.7	PK-U	36.7	-20.3	47.1	-	-	-	-	68.2	-21.1	285	101	V
6	13.51829	32.69	PK-U	38.9	-19.4	52.19	-	-	-	-	68.2	-16.01	88	101	V

* - indicates frequency in CFR47 Pt 15 / IC RSS-Restricted Band
PK-U - U-NII: Maximum Peak
ADR - U-NII AD primary method, RMS average

UL VERIFICATION SERVICES INC.
47173 Benicia Street, Fremont, CA 94538; USA TEL:(510) 319-4000 FAX:(510) 661-0888
This report shall not be reproduced except in full, without the written approval of UL Verification Services Inc.

2TX ANTENNA 6 + ANTENNA 5 OFDMA MODE – 26 Tones, RU Index 8

BANDEDGE (HIGH CHANNEL)

HORIZONTAL RESULT

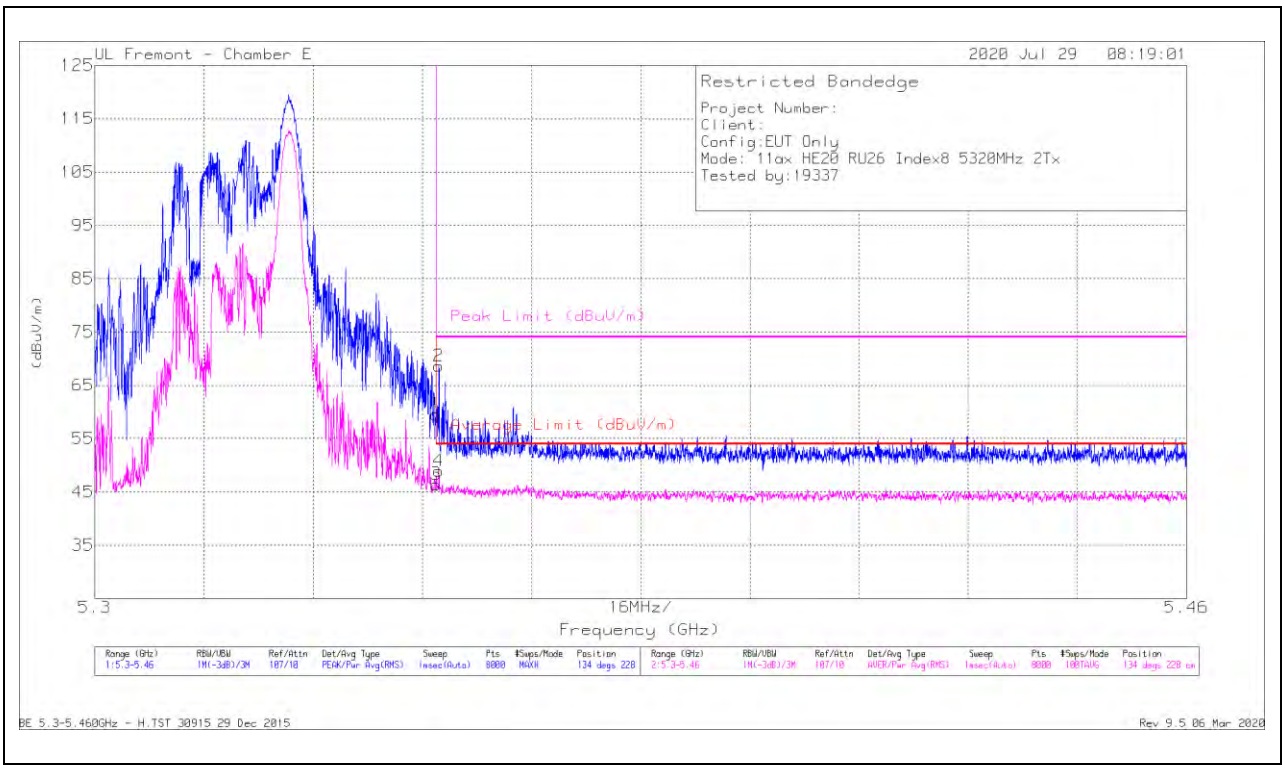

Marker	Frequency (GHz)	Meter Reading (dBuV)	Det	AF T712 (dB/m)	Amp/Cbl/Fltr/Pad (dB)	Corrected Reading (dBuV/m)	Average Limit (dBuV/m)	Margin (dB)	Peak Limit (dBuV/m)	PK Margin (dB)	Azimuth (Degs)	Height (cm)	Polarity
1	* 5.35001	46.83	Pk	34.5	-21.8	59.53	-	-	74	-14.47	134	228	H
2	* 5.35043	55.92	Pk	34.5	-21.8	68.62	-	-	74	-5.38	134	228	H
3	* 5.35001	33.7	RMS	34.5	-21.8	46.4	54	-7.6	-	-	134	228	H
4	* 5.35041	36.23	RMS	34.5	-21.8	48.93	54	-5.07	-	-	134	228	H

* - indicates frequency in CFR47 Pt 15 / IC RSS-Restricted Band
Pk - Peak detector
RMS - RMS detection

UL VERIFICATION SERVICES INC.
47173 Benicia Street, Fremont, CA 94538; USA TEL:(510) 319-4000 FAX:(510) 661-0888

This report shall not be reproduced except in full, without the written approval of UL Verification Services Inc.

VERTICAL RESULT

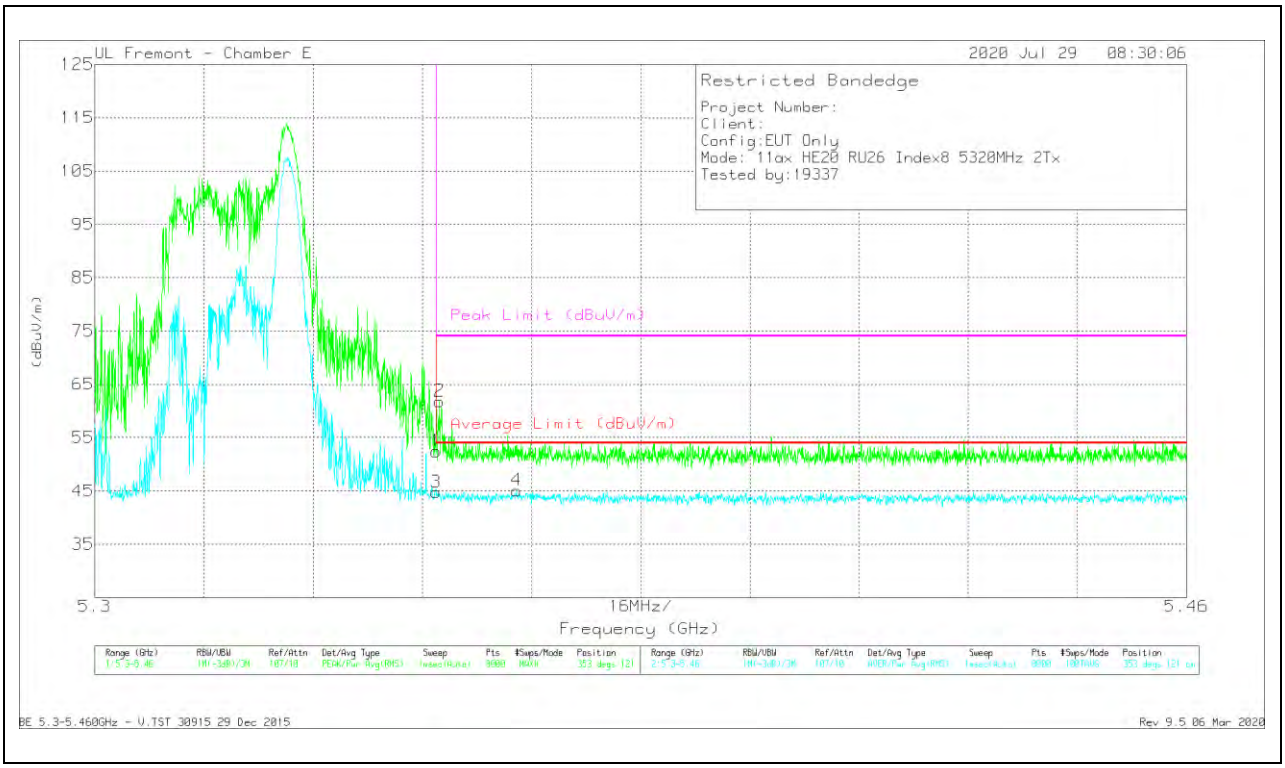

Marker	Frequency (GHz)	Meter Reading (dBuV)	Det	AF T712 (dB/m)	Amp/Cbl/Fltr/Pad (dB)	Corrected Reading (dBuV/m)	Average Limit (dBuV/m)	Margin (dB)	Peak Limit (dBuV/m)	PK Margin (dB)	Azimuth (Degs)	Height (cm)	Polarity
1	* 5.35001	39.73	Pk	34.5	-21.8	52.43	-	-	74	-21.57	353	121	V
3	* 5.35001	32.08	RMS	34.5	-21.8	44.78	54	-9.22	-	-	353	121	V
2	* 5.35049	49.11	Pk	34.5	-21.8	61.81	-	-	74	-12.19	353	121	V
4	* 5.36181	32.38	RMS	34.5	-21.8	45.08	54	-8.92	-	-	353	121	V

* - indicates frequency in CFR47 Pt 15 / IC RSS-Restricted Band
Pk - Peak detector
RMS - RMS detection

UL VERIFICATION SERVICES INC.
47173 Benicia Street, Fremont, CA 94538; USA TEL:(510) 319-4000 FAX:(510) 661-0888
This report shall not be reproduced except in full, without the written approval of UL Verification Services Inc.

HARMONICS AND SPURIOUS EMISSIONS

LOW CHANNEL RESULTS

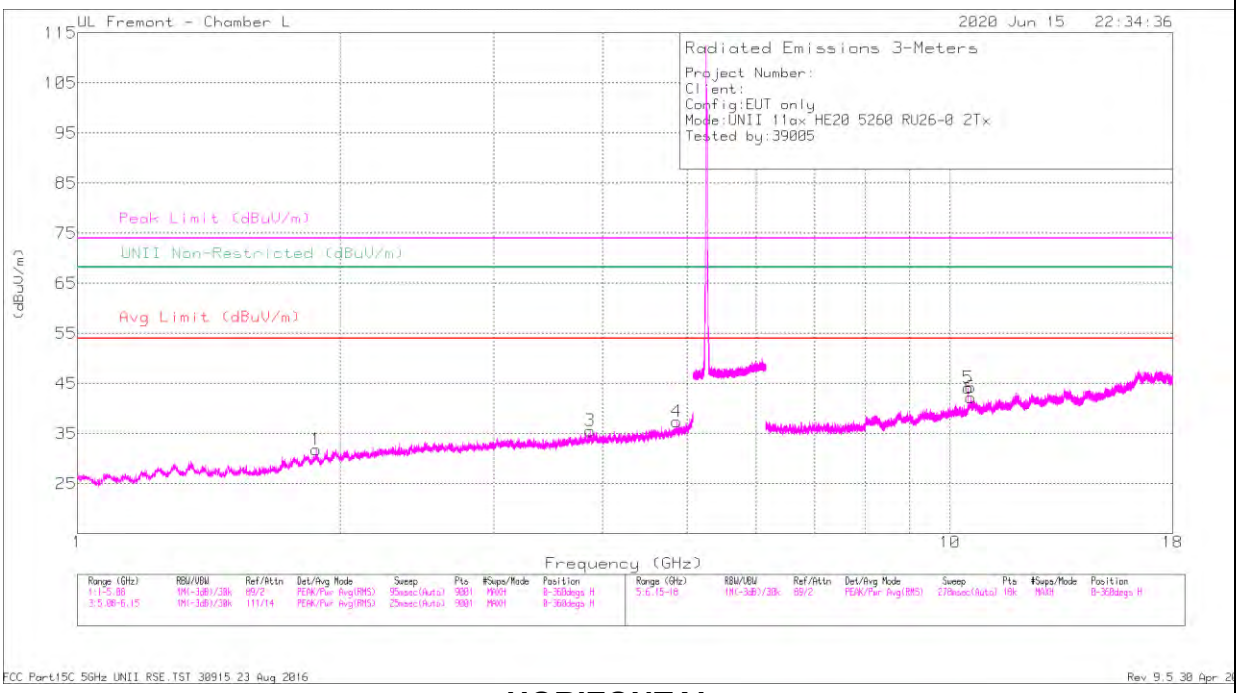

HORIZONTAL

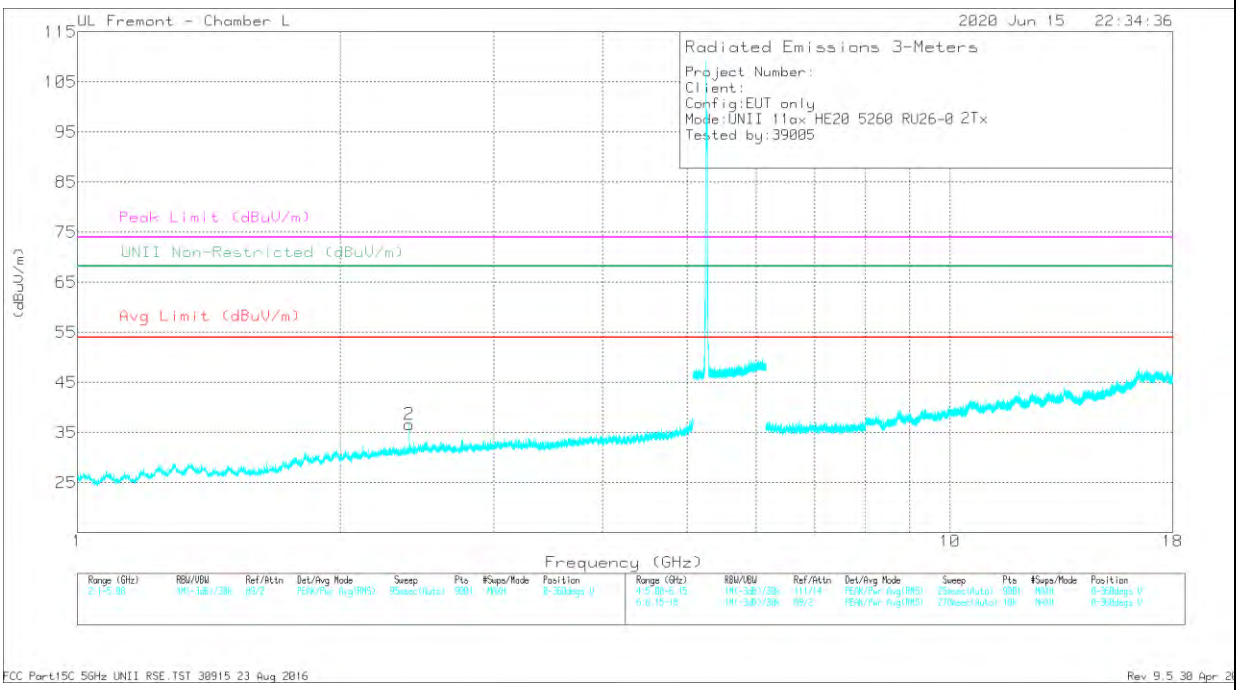

VERTICAL

UL VERIFICATION SERVICES INC.
47173 Benicia Street, Fremont, CA 94538; USA TEL:(510) 319-4000 FAX:(510) 661-0888

This report shall not be reproduced except in full, without the written approval of UL Verification Services Inc.

RADIATED EMISSIONS

Marker	Frequency (GHz)	Meter Reading (dBuV)	Det	AF 344 (dB/m)	Amp/Cbl/Fltr/Pad (dB)	Corrected Reading (dBuV/m)	Avg Limit (dBuV/m)	Margin (dB)	Peak Limit (dBuV/m)	PK Margin (dB)	UNII Non-Restricted (dBuV/m)	PK Margin (dB)	Azimuth (Degs)	Height (cm)	Polarity
4	* 4.86247	36.66	PK-U	34.2	-26.3	44.56	-	-	74	-29.44	-	-	139	134	H
	* 4.85954	26.53	ADR	34.2	-26.4	34.33	54	-19.67	-	-	-	-	139	134	H
3	* 3.86888	37	PK-U	33.5	-28.2	42.3	-	-	74	-31.7	-	-	144	122	H
	* 3.86637	27.19	ADR	33.5	-28.2	32.49	54	-21.51	-	-	-	-	144	122	H
1	1.87743	40.74	PK-U	30.7	-32.3	39.14	-	-	-	-	68.2	-29.06	149	156	H
2	2.40105	38.64	PK-U	31.9	-30.9	39.64	-	-	-	-	68.2	-28.56	147	200	V
5	10.50389	33.76	PK-U	37.7	-19.3	52.16	-	-	-	-	68.2	-16.04	147	138	H
6	10.56899	30.8	PK-U	37.9	-19.3	49.4	-	-	-	-	68.2	-18.8	154	148	H

* - indicates frequency in CFR47 Pt 15 / IC RSS-Restricted Band
PK-U - U-NII: Maximum Peak
ADR - U-NII AD primary method, RMS average

UL VERIFICATION SERVICES INC.
47173 Benicia Street, Fremont, CA 94538; USA TEL:(510) 319-4000 FAX:(510) 661-0888
This report shall not be reproduced except in full, without the written approval of UL Verification Services Inc.

MID CHANNEL RESULTS

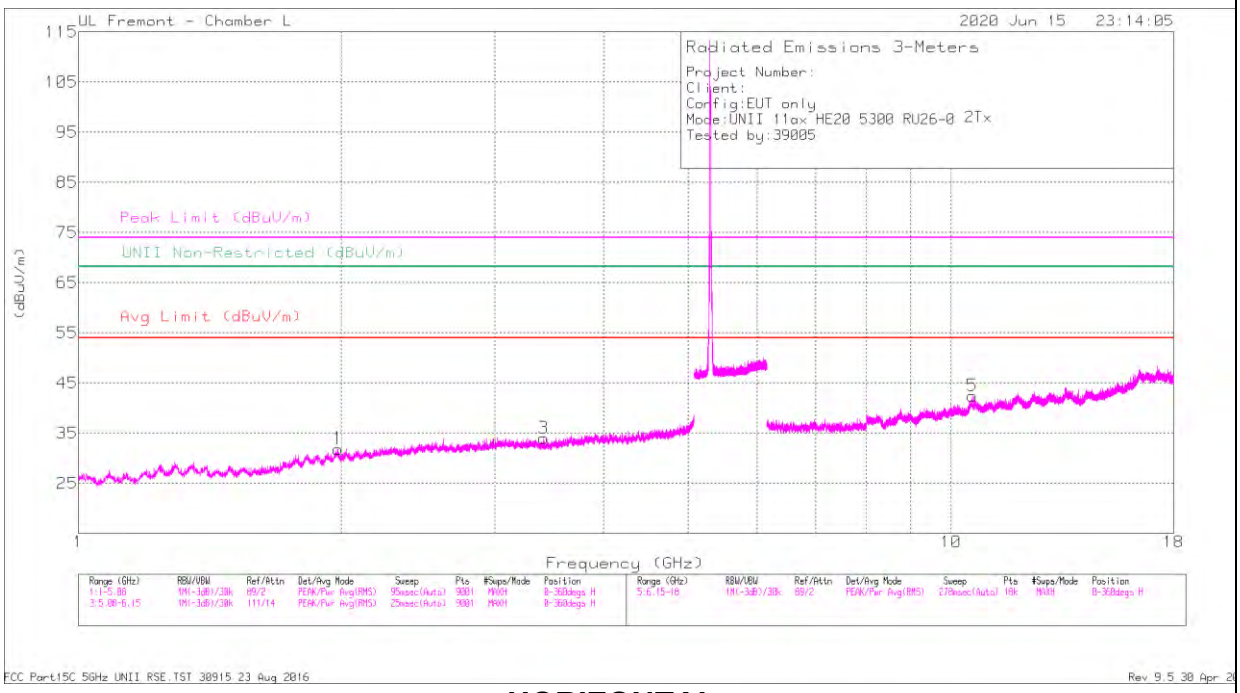

HORIZONTAL

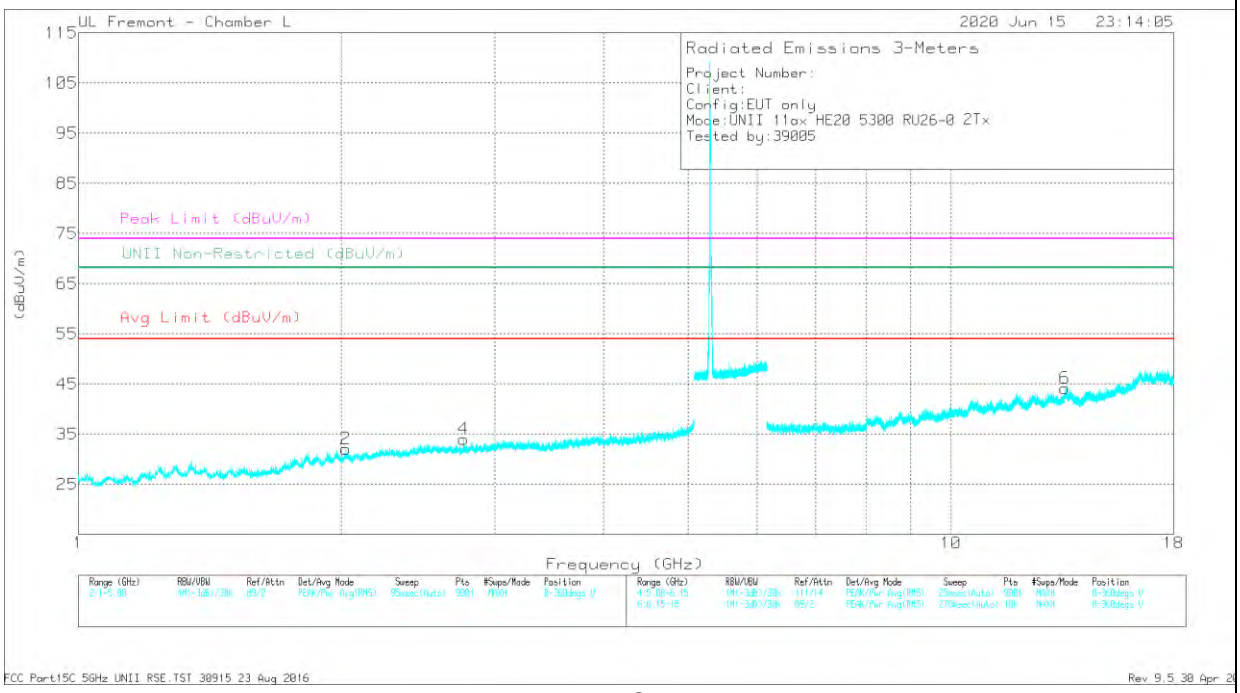

VERTICAL

UL VERIFICATION SERVICES INC.
47173 Benicia Street, Fremont, CA 94538; USA TEL:(510) 319-4000 FAX:(510) 661-0888

This report shall not be reproduced except in full, without the written approval of UL Verification Services Inc.

RADIATED EMISSIONS

Marker	Frequency (GHz)	Meter Reading (dBuV)	Det	AF 344 (dB/m)	Amp/Cbl/Fltr/Pad (dB)	Corrected Reading (dBuV/m)	Avg Limit (dBuV/m)	Margin (dB)	Peak Limit (dBuV/m)	PK Margin (dB)	UNII Non-Restricted (dBuV/m)	PK Margin (dB)	Azimuth (Degs)	Height (cm)	Polarity
3	3.40952	37.05	PK-U	32.7	-29.2	40.55	-	-	-	-	68.2	-27.65	156	166	H
1	1.98268	38.82	PK-U	31	-31.4	38.42	-	-	-	-	68.2	-29.78	36	308	H
4	* 2.76518	38.52	PK-U	32.2	-30.3	40.42	-	-	74	-33.58	-	-	38	188	V
	* 2.76407	27.91	ADR	32.2	-30.3	29.81	54	-24.19	-	-	-	-	38	188	V
2	2.02738	39.56	PK-U	30.9	-31.3	39.16	-	-	-	-	68.2	-29.04	135	166	V
5	10.5829	31.23	PK-U	37.9	-19.7	49.43	-	-	-	-	68.2	-18.77	89	148	H
6	13.50298	32.67	PK-U	39	-19.4	52.27	-	-	-	-	68.2	-15.93	37	173	V

* - indicates frequency in CFR47 Pt 15 / IC RSS-Restricted Band
PK-U - U-NII: Maximum Peak
ADR - U-NII AD primary method, RMS average

UL VERIFICATION SERVICES INC.
47173 Benicia Street, Fremont, CA 94538; USA TEL:(510) 319-4000 FAX:(510) 661-0888
This report shall not be reproduced except in full, without the written approval of UL Verification Services Inc.

HIGH CHANNEL RESULTS

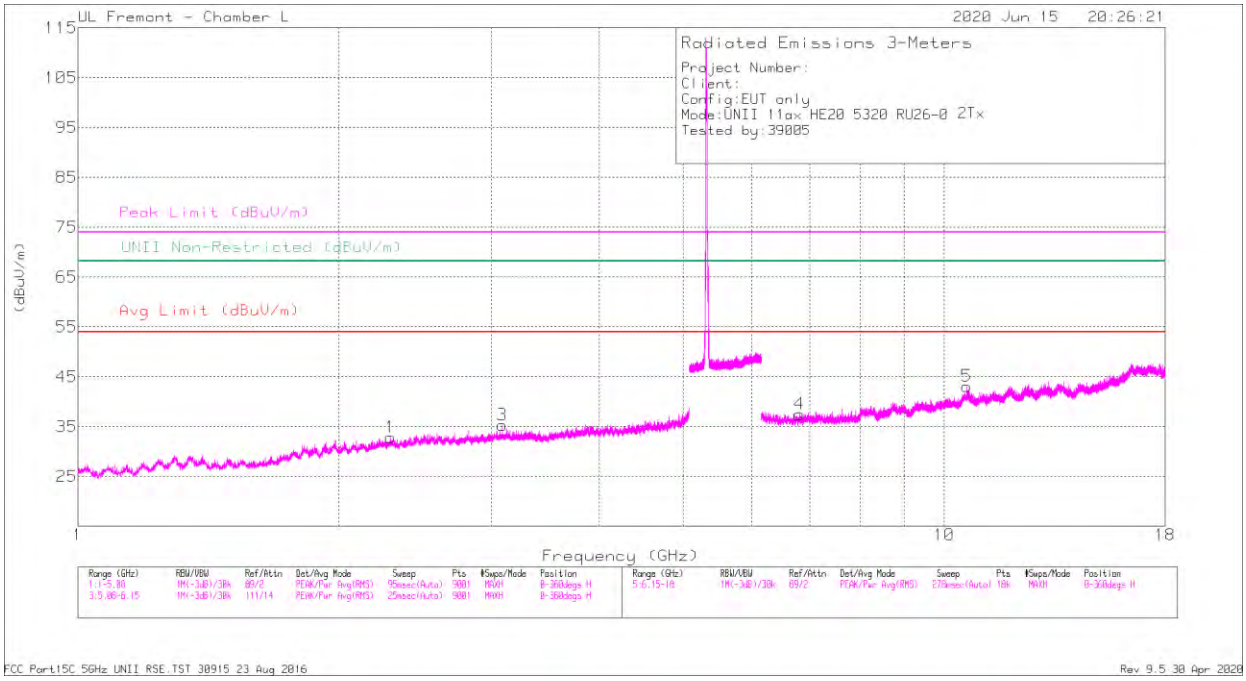

HORIZONTAL

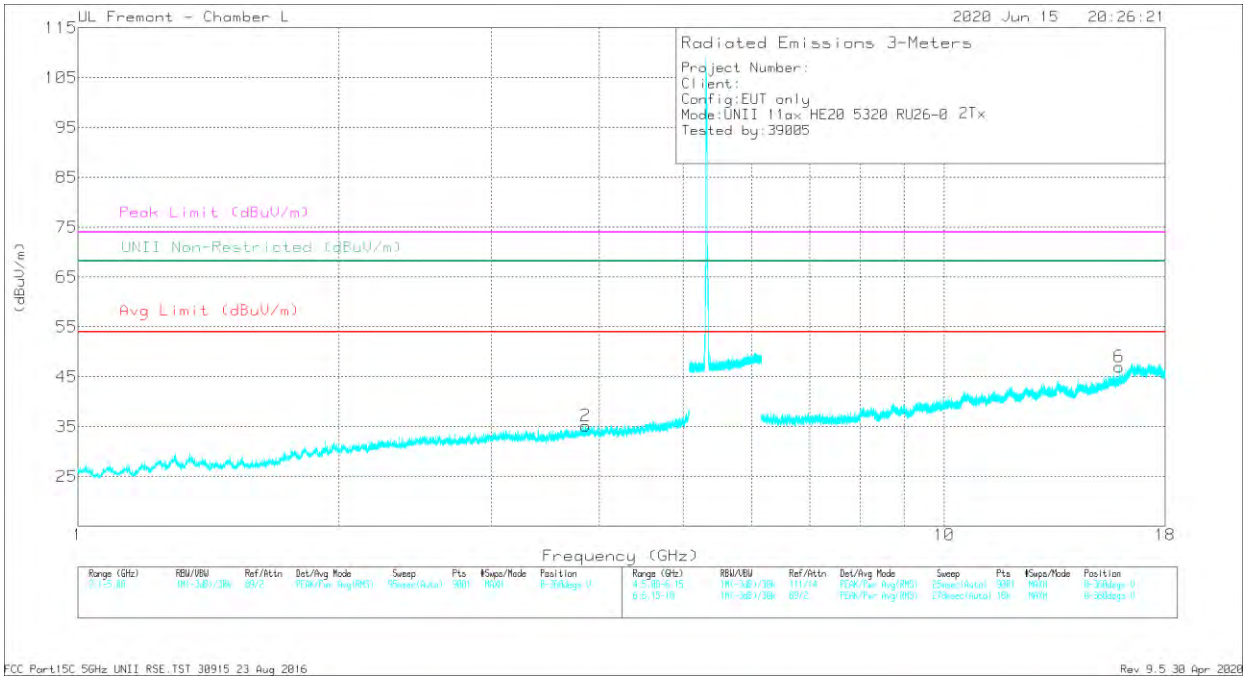

VERTICAL

UL VERIFICATION SERVICES INC.
47173 Benicia Street, Fremont, CA 94538; USA TEL:(510) 319-4000 FAX:(510) 661-0888

This report shall not be reproduced except in full, without the written approval of UL Verification Services Inc.

RADIATED EMISSIONS

Marker	Frequency (GHz)	Meter Reading (dBuV)	Det	AF 344 (dB/m)	Amp/Cbl/Fltr/Pad (dB)	Corrected Reading (dBuV/m)	Avg Limit (dBuV/m)	Margin (dB)	Peak Limit (dBuV/m)	PK Margin (dB)	UNII Non-Restricted (dBuV/m)	PK Margin (dB)	Azimuth (Degs)	Height (cm)	Polarity
1	* 2.2952	39.46	PK-U	31.8	-30.9	40.36	-	-	74	-33.64	-	-	39	341	H
	* 2.29491	28.76	ADR	31.8	-30.9	29.66	54	-24.34	-	-	-	-	39	341	H
3	3.08832	37.25	PK-U	33	-29.4	40.85	-	-	-	-	68.2	-27.35	130	119	H
2	* 3.85372	35.96	PK-U	33.6	-28.4	41.16	-	-	74	-32.84	-	-	136	117	V
	* 3.85614	26.03	ADR	33.6	-28.3	31.33	54	-22.67	-	-	-	-	136	117	V
5	* 10.62372	33.64	PK-U	37.9	-20.1	51.44	-	-	74	-22.56	-	-	124	169	H
	* 10.62327	21.38	ADR	37.9	-20.1	39.18	54	-14.82	-	-	-	-	124	169	H
4	6.8106	32.96	PK-U	35.5	-24.3	44.16	-	-	-	-	68.2	-24.04	125	140	H
6	* 15.93605	30.47	PK-U	41.1	-18.8	52.77	-	-	74	-21.23	-	-	144	199	V
	* 15.93527	20.24	ADR	41.1	-18.8	42.54	54	-11.46	-	-	-	-	144	199	V

* - indicates frequency in CFR47 Pt 15 / IC RSS-Restricted Band
PK-U - U-NII: Maximum Peak
ADR - U-NII AD primary method, RMS average

UL VERIFICATION SERVICES INC.
47173 Benicia Street, Fremont, CA 94538; USA TEL:(510) 319-4000 FAX:(510) 661-0888

This report shall not be reproduced except in full, without the written approval of UL Verification Services Inc.

6.1.11. TX ABOVE 1 GHz 802.11ax HE40 MODE IN THE 5.3 GHz BAND

1TX ANTENNA 6 – 484 Tones, RU Index 65

BANDEDGE (HIGH CHANNEL)

HORIZONTAL RESULT

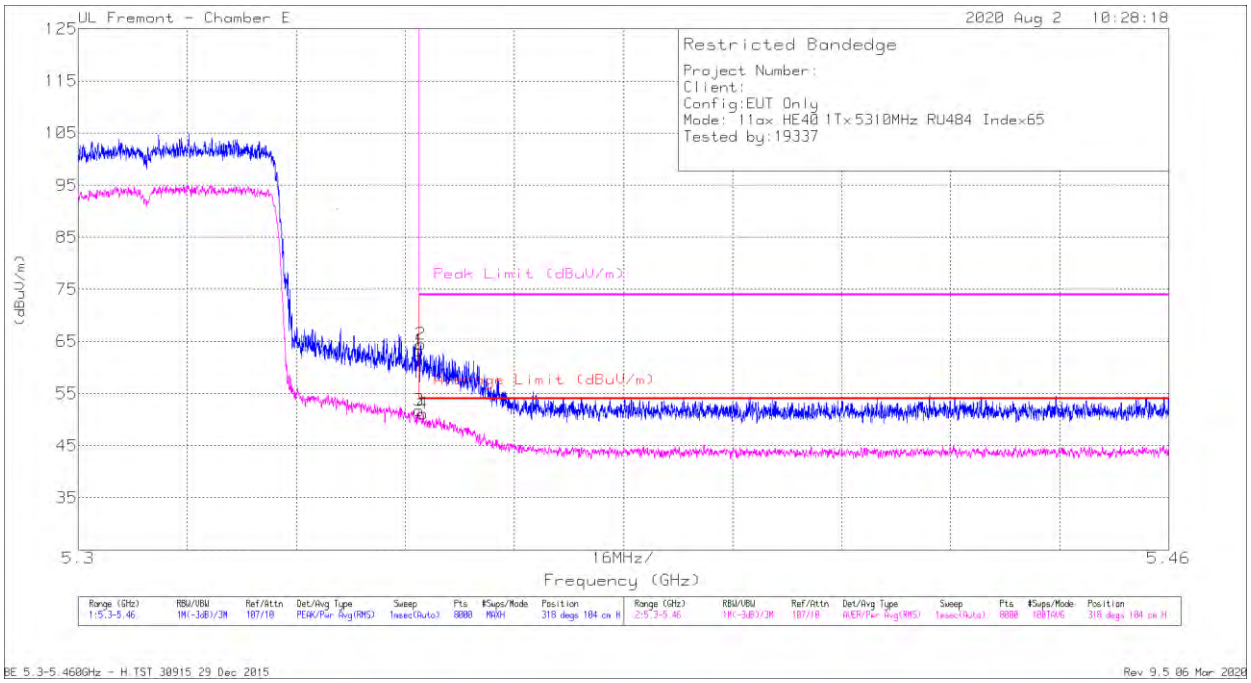

Marker	Frequency (GHz)	Meter Reading (dBuV)	Det	AF T712 (dB/m)	Amp/Cbl/Fltr/Pad (dB)	Corrected Reading (dBuV/m)	Average Limit (dBuV/m)	Margin (dB)	Peak Limit (dBuV/m)	PK Margin (dB)	Azimuth (Degs)	Height (cm)	Polarity
1	* 5.35001	50.51	Pk	34.5	-21.8	63.21	-	-	74	-10.79	318	104	H
2	* 5.35025	51.82	Pk	34.5	-21.8	64.52	-	-	74	-9.48	318	104	H
3	* 5.35001	39.07	RMS	34.5	-21.8	51.77	54	-2.23	-	-	318	104	H
4	* 5.35061	38.38	RMS	34.5	-21.8	51.08	54	-2.92	-	-	318	104	H

* - indicates frequency in CFR47 Pt 15 / IC RSS-Restricted Band
Pk - Peak detector
RMS - RMS detection

UL VERIFICATION SERVICES INC.
47173 Benicia Street, Fremont, CA 94538; USA TEL:(510) 319-4000 FAX:(510) 661-0888
This report shall not be reproduced except in full, without the written approval of UL Verification Services Inc.

VERTICAL RESULT

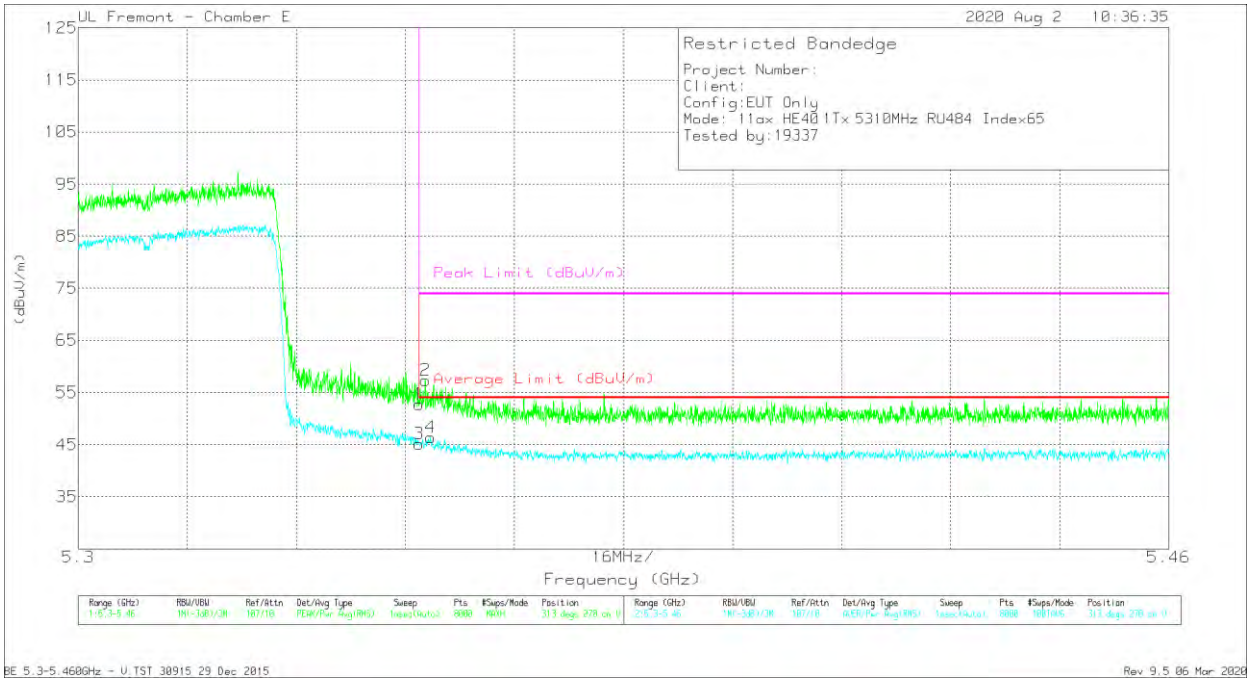

Marker	Frequency (GHz)	Meter Reading (dBuV)	Det	AF T712 (dB/m)	Amp/Cbl/Fltr/Pad (dB)	Corrected Reading (dBuV/m)	Average Limit (dBuV/m)	Margin (dB)	Peak Limit (dBuV/m)	PK Margin (dB)	Azimuth (Degs)	Height (cm)	Polarity
1	* 5.35001	40.1	Pk	34.5	-21.8	52.8	-	-	74	-21.2	313	270	V
2	* 5.35091	44.71	Pk	34.5	-21.8	57.41	-	-	74	-16.59	313	270	V
3	* 5.35001	32.46	RMS	34.5	-21.8	45.16	54	-8.84	-	-	313	270	V
4	* 5.35167	33.63	RMS	34.5	-21.7	46.43	54	-7.57	-	-	313	270	V

* - indicates frequency in CFR47 Pt 15 / IC RSS-Restricted Band
Pk - Peak detector
RMS - RMS detection

UL VERIFICATION SERVICES INC.
47173 Benicia Street, Fremont, CA 94538; USA TEL:(510) 319-4000 FAX:(510) 661-0888

This report shall not be reproduced except in full, without the written approval of UL Verification Services Inc.

1TX ANTENNA 6 – 26 Tones, RU Index 17

BANDEDGE (HIGH CHANNEL)

HORIZONTAL RESULT

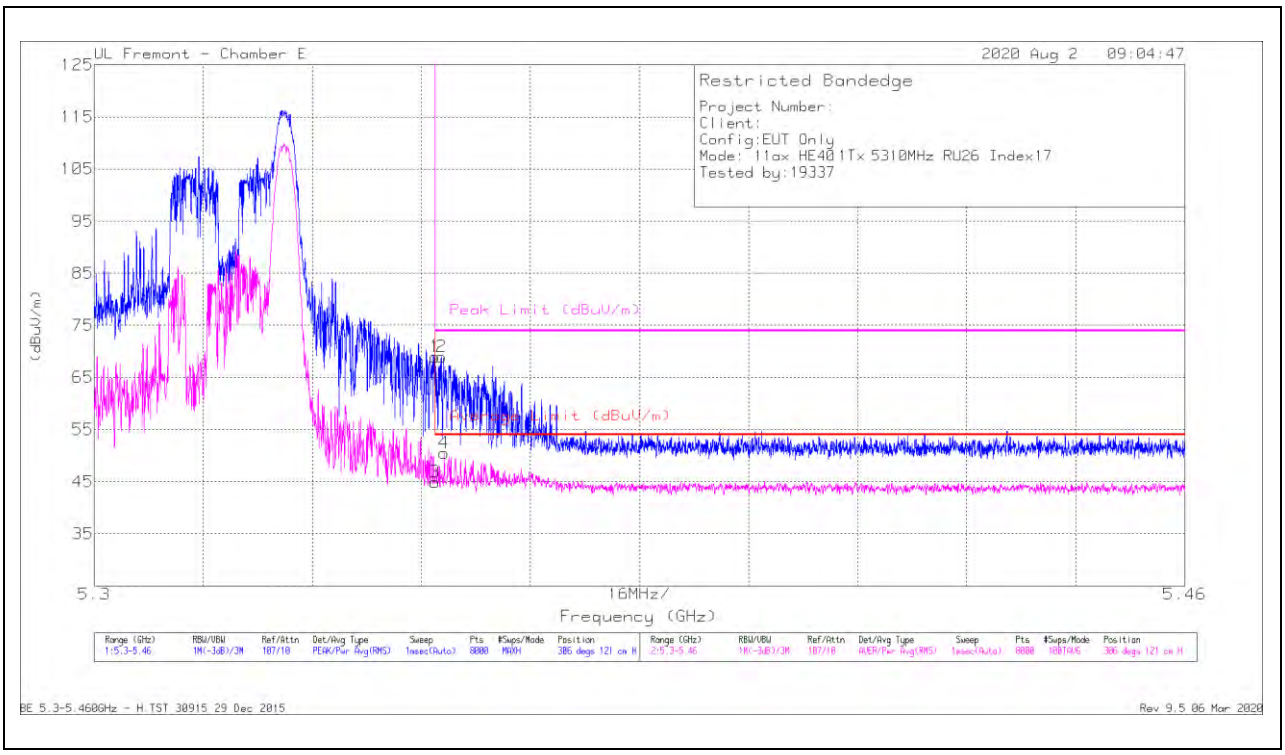

Marker	Frequency (GHz)	Meter Reading (dBuV)	Det	AF T712 (dB/m)	Amp/Cbl/Fltr/Pad (dB)	Corrected Reading (dBuV/m)	Average Limit (dBuV/m)	Margin (dB)	Peak Limit (dBuV/m)	PK Margin (dB)	Azimuth (Degs)	Height (cm)	Polarity
1	* 5.35001	56.27	Pk	34.5	-21.8	68.97	-	-	74	-5.03	306	121	H
2	* 5.35091	56.3	Pk	34.5	-21.8	69	-	-	74	-5	306	121	H
3	* 5.35001	32.23	RMS	34.5	-21.8	44.93	54	-9.07	-	-	306	121	H
4	* 5.35135	37.81	RMS	34.5	-21.8	50.51	54	-3.49	-	-	306	121	H

* - indicates frequency in CFR47 Pt 15 / IC RSS-Restricted Band
Pk - Peak detector
RMS - RMS detection

UL VERIFICATION SERVICES INC.
47173 Benicia Street, Fremont, CA 94538; USA TEL:(510) 319-4000 FAX:(510) 661-0888

This report shall not be reproduced except in full, without the written approval of UL Verification Services Inc.

VERTICAL RESULT

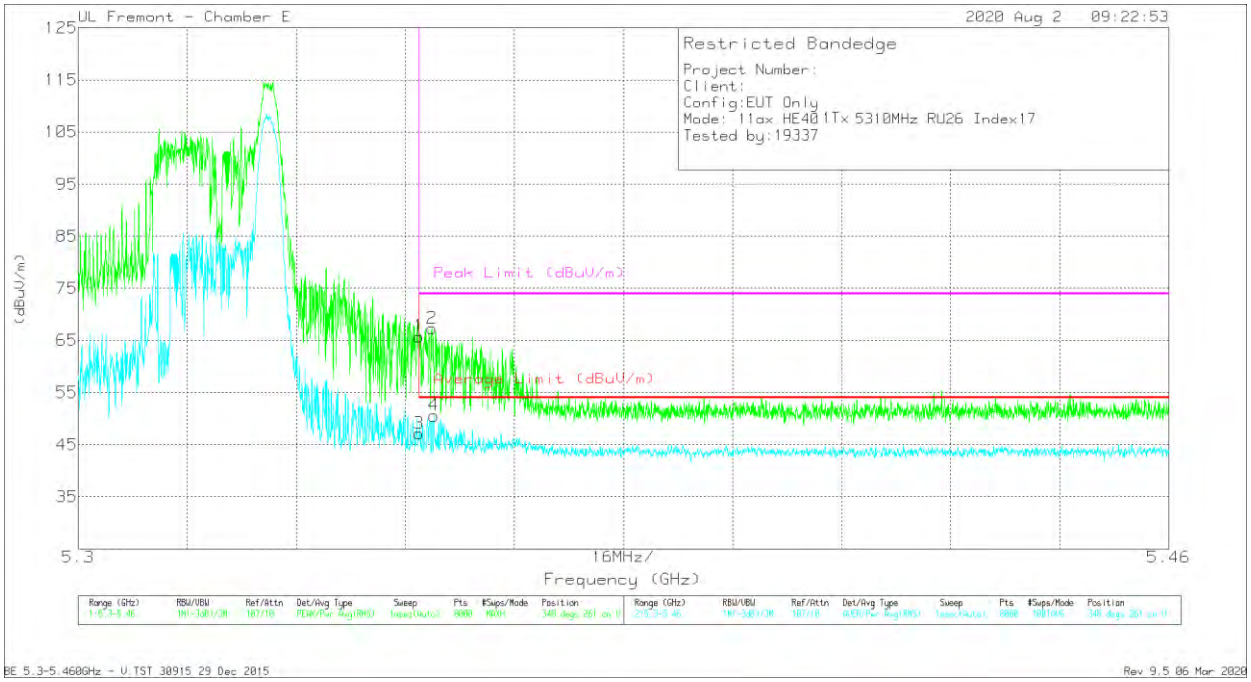

Marker	Frequency (GHz)	Meter Reading (dBuV)	Det	AF T712 (dB/m)	Amp/Cbl/Fltr/Pad (dB)	Corrected Reading (dBuV/m)	Average Limit (dBuV/m)	Margin (dB)	Peak Limit (dBuV/m)	PK Margin (dB)	Azimuth (Degs)	Height (cm)	Polarity
1	* 5.35001	53.07	Pk	34.5	-21.8	65.77	-	-	74	-8.23	348	261	V
2	* 5.35187	54.51	Pk	34.5	-21.7	67.31	-	-	74	-6.69	348	261	V
3	* 5.35001	34.44	RMS	34.5	-21.8	47.14	54	-6.86	-	-	348	261	V
4	* 5.35217	37.77	RMS	34.5	-21.7	50.57	54	-3.43	-	-	348	261	V

* - indicates frequency in CFR47 Pt 15 / IC RSS-Restricted Band
Pk - Peak detector
RMS - RMS detection

UL VERIFICATION SERVICES INC.
47173 Benicia Street, Fremont, CA 94538; USA TEL:(510) 319-4000 FAX:(510) 661-0888

This report shall not be reproduced except in full, without the written approval of UL Verification Services Inc.

1TX ANTENNA 5 – 484 Tones, RU Index 65

BANDEDGE (HIGH CHANNEL)

HORIZONTAL RESULT

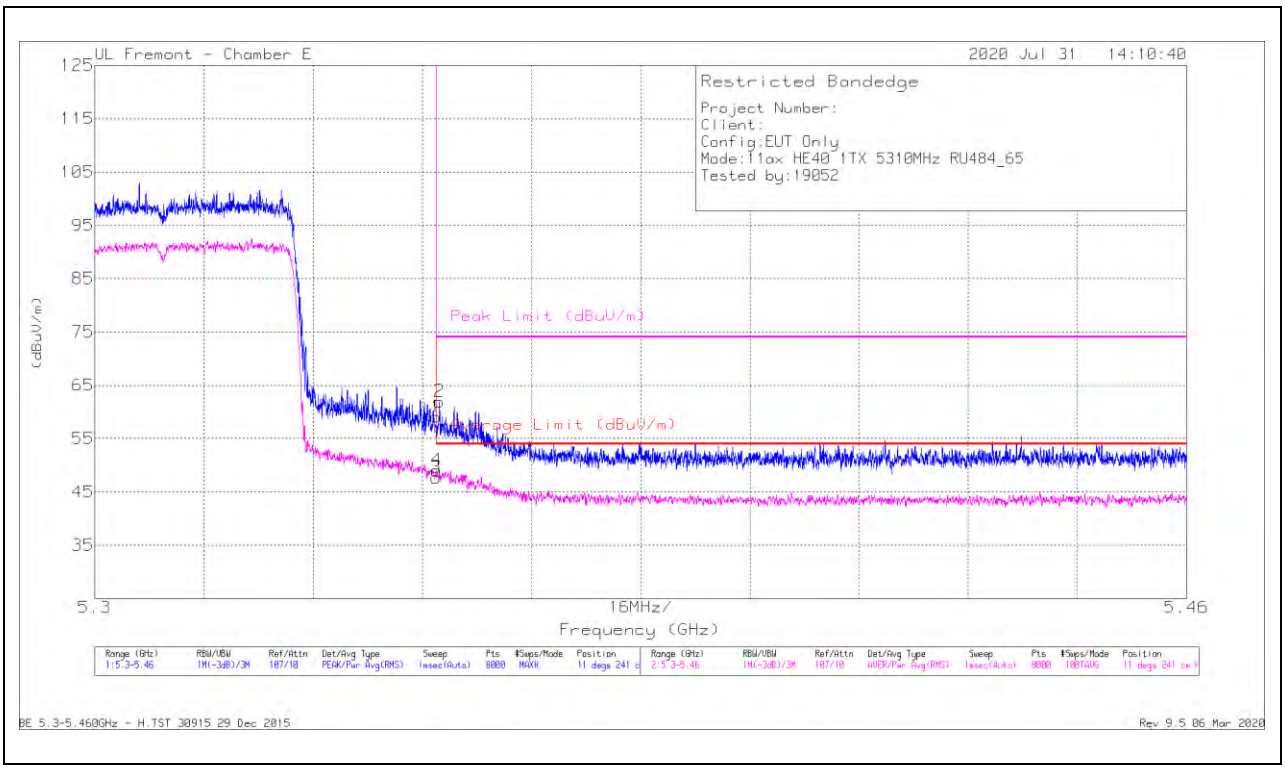

Marker	Frequency (GHz)	Meter Reading (dBuV)	Det	AF T712 (dB/m)	Amp/Cbl/Fltr/Pad (dB)	Corrected Reading (dBuV/m)	Average Limit (dBuV/m)	Margin (dB)	Peak Limit (dBuV/m)	PK Margin (dB)	Azimuth (Degs)	Height (cm)	Polarity
1	* 5.35001	46.38	Pk	34.5	-21.8	59.08	-	-	74	-14.92	11	241	H
2	* 5.35051	49.21	Pk	34.5	-21.8	61.91	-	-	74	-12.09	11	241	H
3	* 5.35001	34.98	RMS	34.5	-21.8	47.68	54	-6.32	-	-	11	241	H
4	* 5.35009	36.32	RMS	34.5	-21.8	49.02	54	-4.98	-	-	11	241	H

* - indicates frequency in CFR47 Pt 15 / IC RSS-Restricted Band
Pk - Peak detector
RMS - RMS detection

UL VERIFICATION SERVICES INC.
47173 Benicia Street, Fremont, CA 94538; USA TEL:(510) 319-4000 FAX:(510) 661-0888

This report shall not be reproduced except in full, without the written approval of UL Verification Services Inc.

VERTICAL RESULT

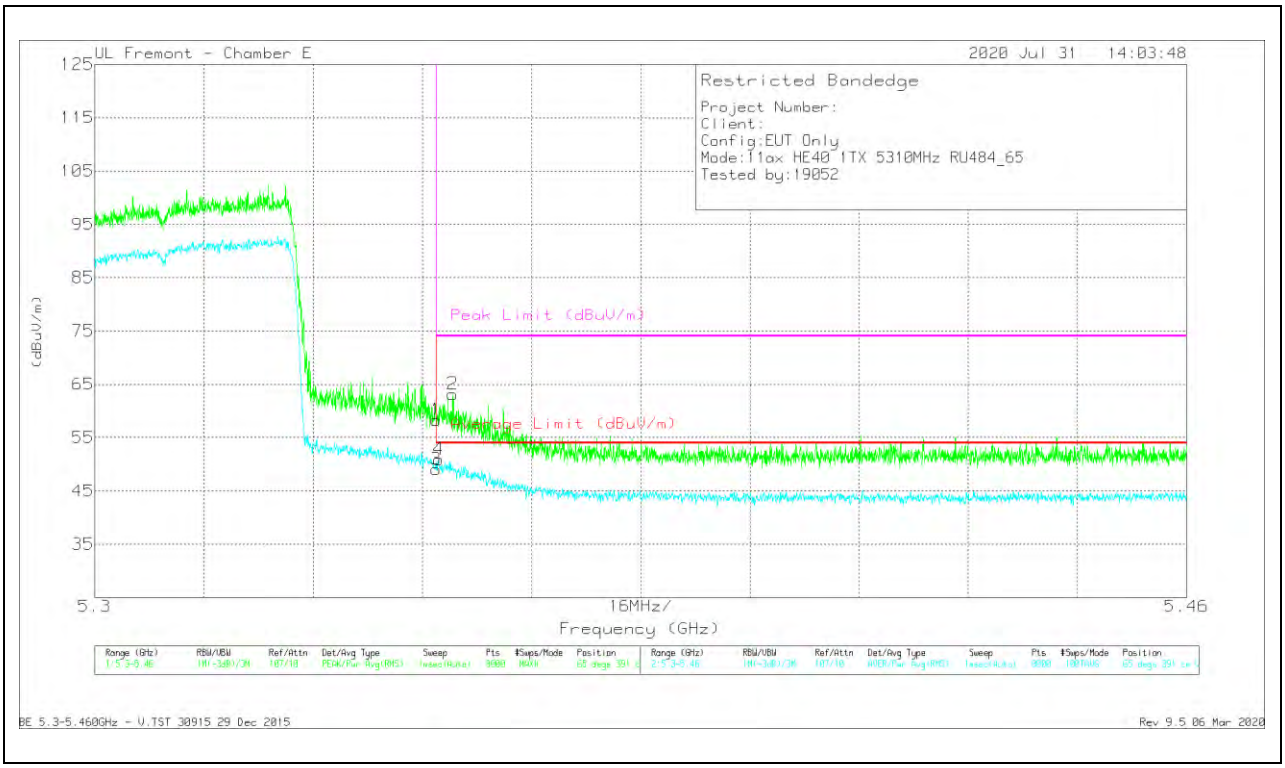

Marker	Frequency (GHz)	Meter Reading (dBuV)	Det	AF T712 (dB/m)	Amp/Cbl/Fltr/Pad (dB)	Corrected Reading (dBuV/m)	Average Limit (dBuV/m)	Margin (dB)	Peak Limit (dBuV/m)	PK Margin (dB)	Azimuth (Degs)	Height (cm)	Polarity
1	* 5.35001	45.61	Pk	34.5	-21.8	58.31	-	-	74	-15.69	65	391	V
2	* 5.35245	50.34	Pk	34.5	-21.7	63.14	-	-	74	-10.86	65	391	V
3	* 5.35001	36.33	RMS	34.5	-21.8	49.03	54	-4.97	-	-	65	391	V
4	* 5.35037	38.2	RMS	34.5	-21.8	50.9	54	-3.1	-	-	65	391	V

* - indicates frequency in CFR47 Pt 15 / IC RSS-Restricted Band
Pk - Peak detector
RMS - RMS detection

UL VERIFICATION SERVICES INC.
47173 Benicia Street, Fremont, CA 94538; USA TEL:(510) 319-4000 FAX:(510) 661-0888

This report shall not be reproduced except in full, without the written approval of UL Verification Services Inc.

1TX ANTENNA 5 – 26 Tones, RU Index 17

BANDEDGE (HIGH CHANNEL)

HORIZONTAL RESULT

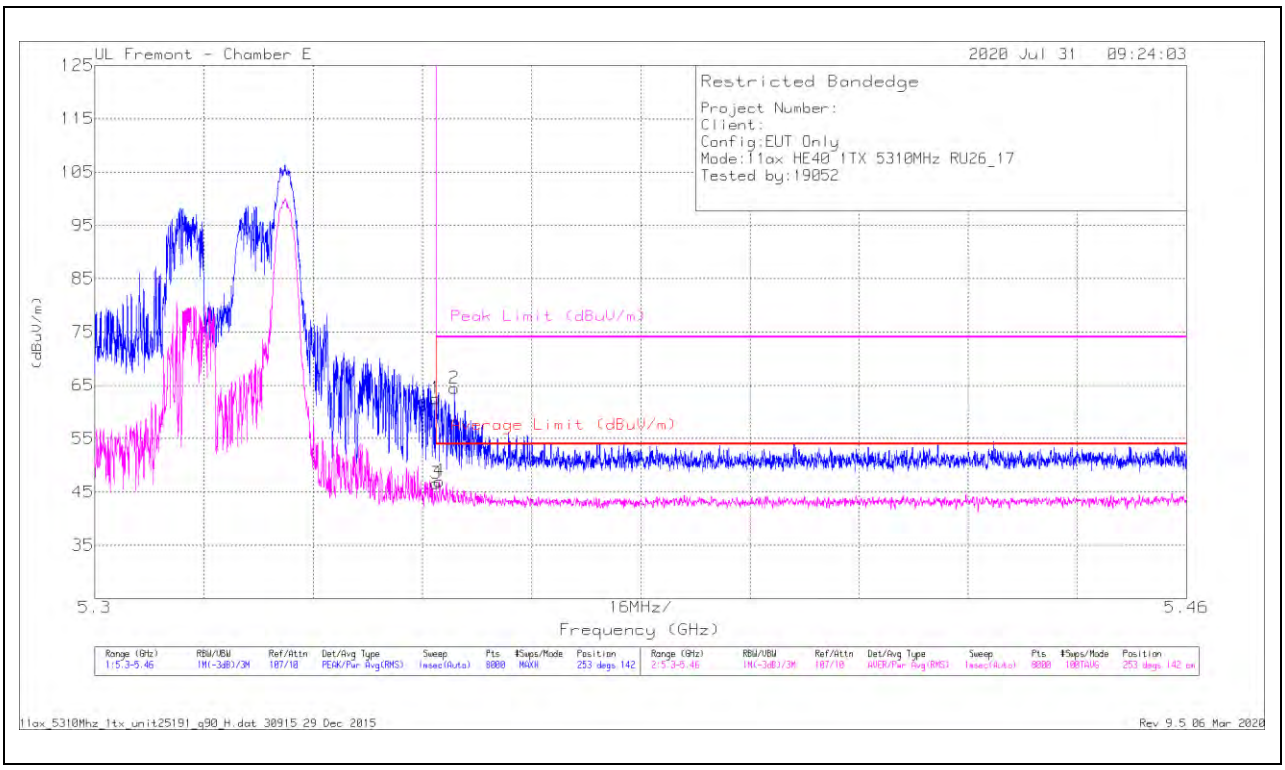

Marker	Frequency (GHz)	Meter Reading (dBuV)	Det	AF T712 (dB/m)	Amp/Cbl/Fltr/Pad (dB)	Corrected Reading (dBuV/m)	Average Limit (dBuV/m)	Margin (dB)	Peak Limit (dBuV/m)	PK Margin (dB)	Azimuth (Degs)	Height (cm)	Polarity
1	* 5.35001	49.83	Pk	34.5	-21.8	62.53	-	-	74	-11.47	253	142	H
2	* 5.35271	51.64	Pk	34.5	-21.7	64.44	-	-	74	-9.56	253	142	H
3	* 5.35001	33.92	RMS	34.5	-21.8	46.62	54	-7.38	-	-	253	142	H
4	* 5.35051	34.32	RMS	34.5	-21.8	47.02	54	-6.98	-	-	253	142	H

* - indicates frequency in CFR47 Pt 15 / IC RSS-Restricted Band
Pk - Peak detector
RMS - RMS detection

UL VERIFICATION SERVICES INC.
47173 Benicia Street, Fremont, CA 94538; USA TEL:(510) 319-4000 FAX:(510) 661-0888

This report shall not be reproduced except in full, without the written approval of UL Verification Services Inc.

VERTICAL RESULT

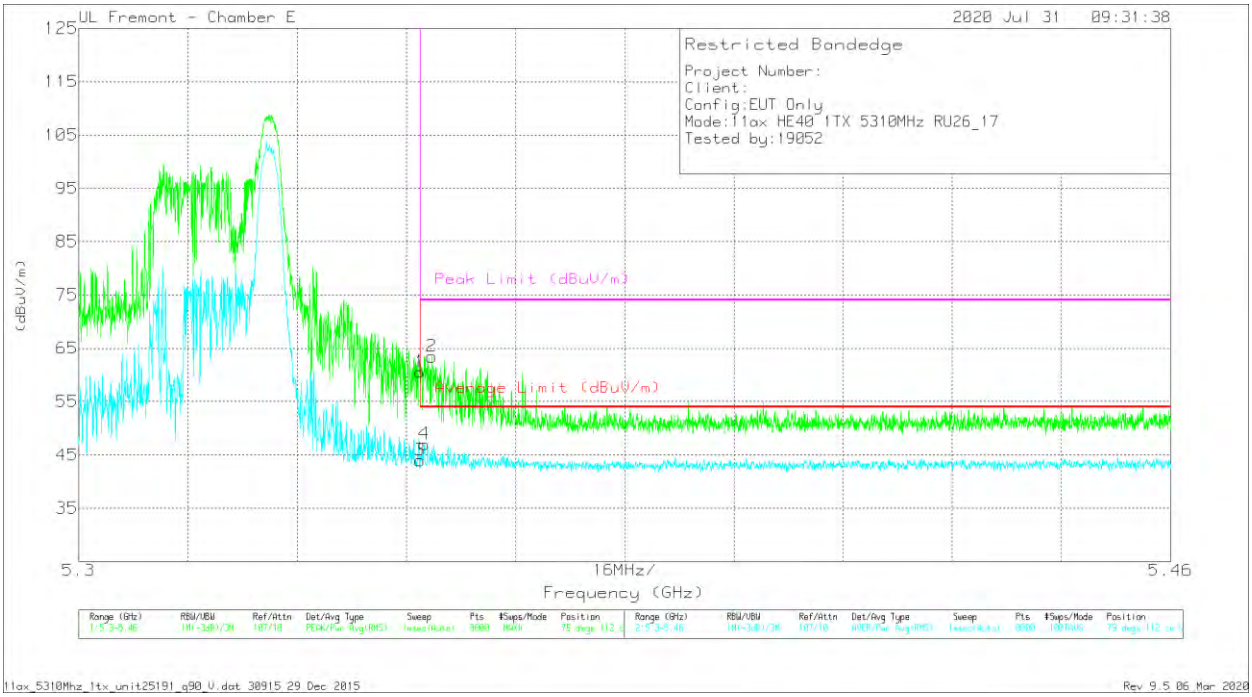

Marker	Frequency (GHz)	Meter Reading (dBuV)	Det	AF T712 (dB/m)	Amp/Cbl/Fltr/Pad (dB)	Corrected Reading (dBuV/m)	Average Limit (dBuV/m)	Margin (dB)	Peak Limit (dBuV/m)	PK Margin (dB)	Azimuth (Degs)	Height (cm)	Polarity
1	* 5.35001	47.86	Pk	34.5	-21.8	60.56	-	-	74	-13.44	79	112	V
2	* 5.35173	50.64	Pk	34.5	-21.7	63.44	-	-	74	-10.56	79	112	V
3	* 5.35001	31.3	RMS	34.5	-21.8	44	54	-10	-	-	79	112	V
4	* 5.35065	34.32	RMS	34.5	-21.8	47.02	54	-6.98	-	-	79	112	V

* - indicates frequency in CFR47 Pt 15 / IC RSS-Restricted Band
Pk - Peak detector
RMS - RMS detection

UL VERIFICATION SERVICES INC.
47173 Benicia Street, Fremont, CA 94538; USA TEL:(510) 319-4000 FAX:(510) 661-0888

This report shall not be reproduced except in full, without the written approval of UL Verification Services Inc.

2TX ANTENNA 6 + ANTENNA 5 OFDMA MODE – 484 Tones, RU Index 65

BANDEDGE (HIGH CHANNEL)

HORIZONTAL RESULT

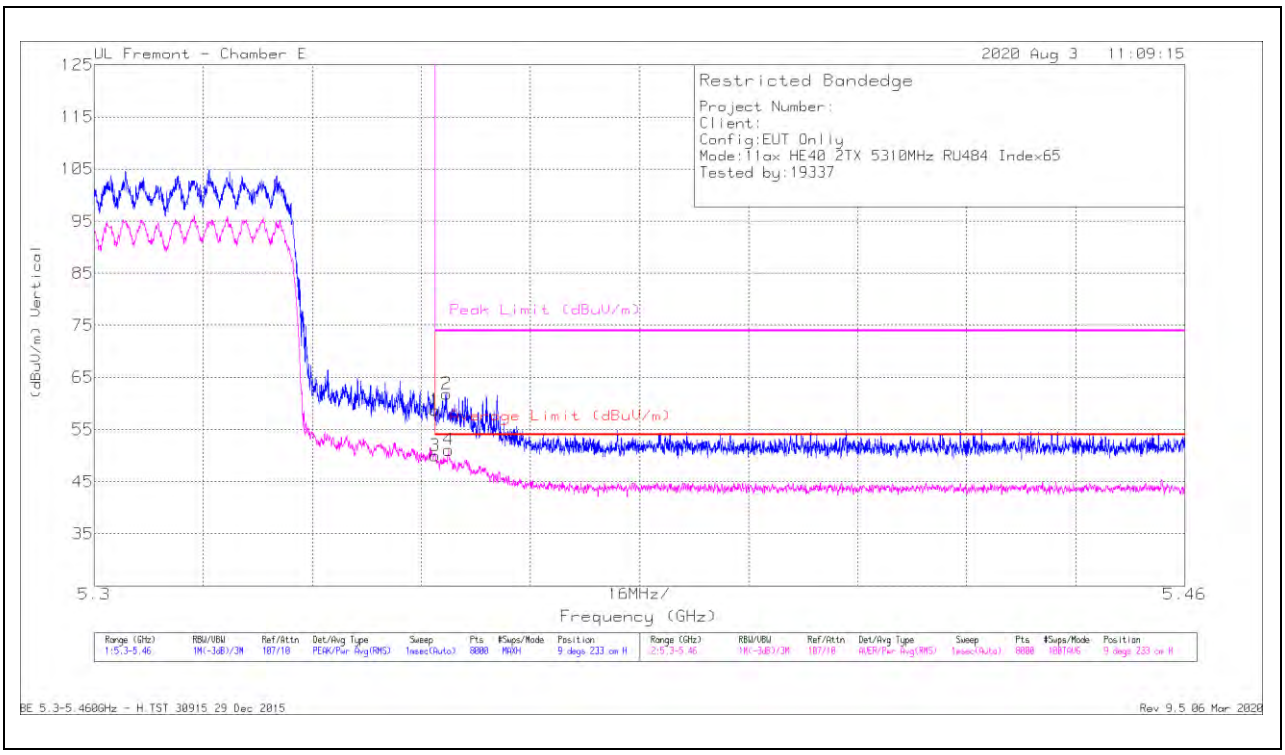

Marker	Frequency (GHz)	Meter Reading (dBuV)	Det	AF T712 (dB/m)	Amp/Cbl/Fltr/Pad (dB)	Corrected Reading (dBuV/m)	Average Limit (dBuV/m)	Margin (dB)	Peak Limit (dBuV/m)	PK Margin (dB)	Azimuth (Degs)	Height (cm)	Polarity
1	* 5.35001	46.05	Pk	34.5	-21.8	58.75	-	-	74	-15.25	9	233	H
2	* 5.35171	49.07	Pk	34.5	-21.7	61.87	-	-	74	-12.13	9	233	H
3	* 5.35001	37.36	RMS	34.5	-21.8	50.06	54	-3.94	-	-	9	233	H
4	* 5.35199	38.27	RMS	34.5	-21.7	51.07	54	-2.93	-	-	9	233	H

* - indicates frequency in CFR47 Pt 15 / IC RSS-Restricted Band
Pk - Peak detector
RMS - RMS detection

UL VERIFICATION SERVICES INC.
47173 Benicia Street, Fremont, CA 94538; USA TEL:(510) 319-4000 FAX:(510) 661-0888
This report shall not be reproduced except in full, without the written approval of UL Verification Services Inc.

VERTICAL RESULT

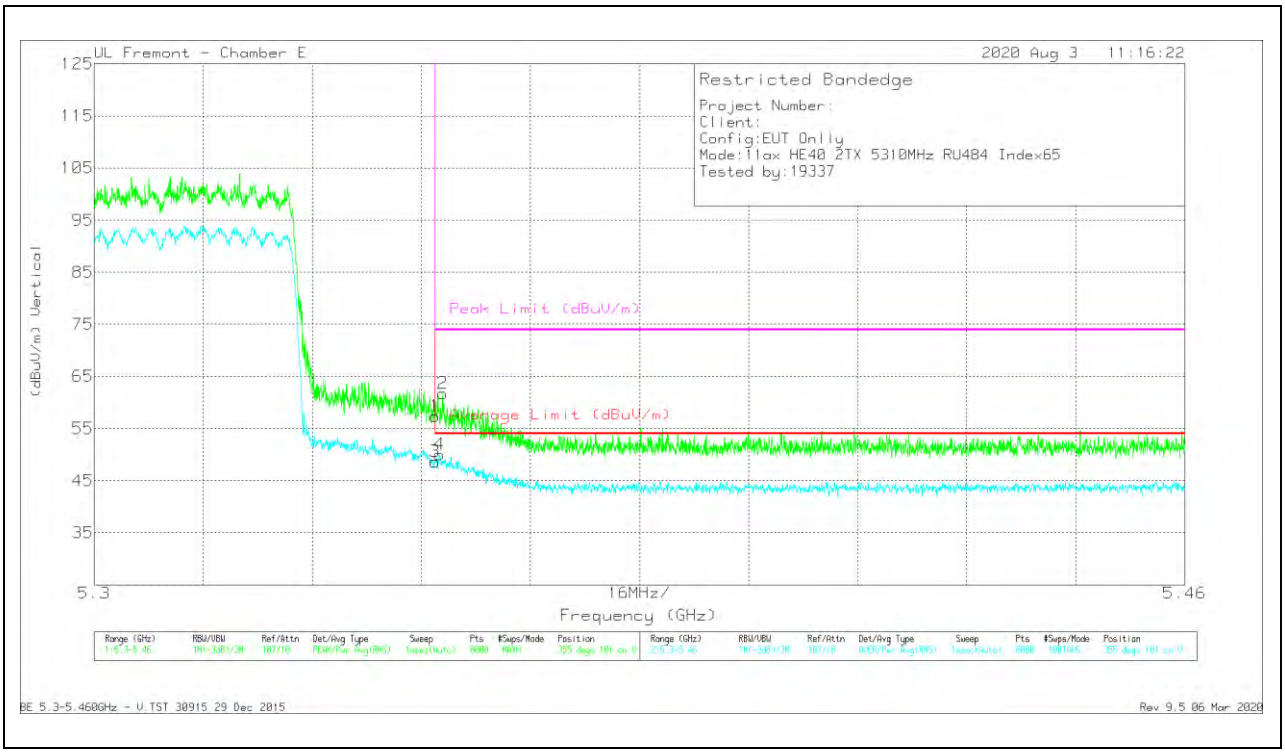

Marker	Frequency (GHz)	Meter Reading (dBuV)	Det	AF T712 (dB/m)	Amp/Cbl/Fltr/Pad (dB)	Corrected Reading (dBuV/m)	Average Limit (dBuV/m)	Margin (dB)	Peak Limit (dBuV/m)	PK Margin (dB)	Azimuth (Degs)	Height (cm)	Polarity
1	* 5.35001	44.68	Pk	34.5	-21.8	57.38	-	-	74	-16.62	355	101	V
2	* 5.35113	48.99	Pk	34.5	-21.8	61.69	-	-	74	-12.31	355	101	V
3	* 5.35001	35.92	RMS	34.5	-21.8	48.62	54	-5.38	-	-	355	101	V
4	* 5.35063	37.25	RMS	34.5	-21.8	49.95	54	-4.05	-	-	355	101	V

* - indicates frequency in CFR47 Pt 15 / IC RSS-Restricted Band
Pk - Peak detector
RMS - RMS detection

UL VERIFICATION SERVICES INC.
47173 Benicia Street, Fremont, CA 94538; USA TEL:(510) 319-4000 FAX:(510) 661-0888

This report shall not be reproduced except in full, without the written approval of UL Verification Services Inc.

HARMONICS AND SPURIOUS EMISSIONS

LOW CHANNEL RESULTS

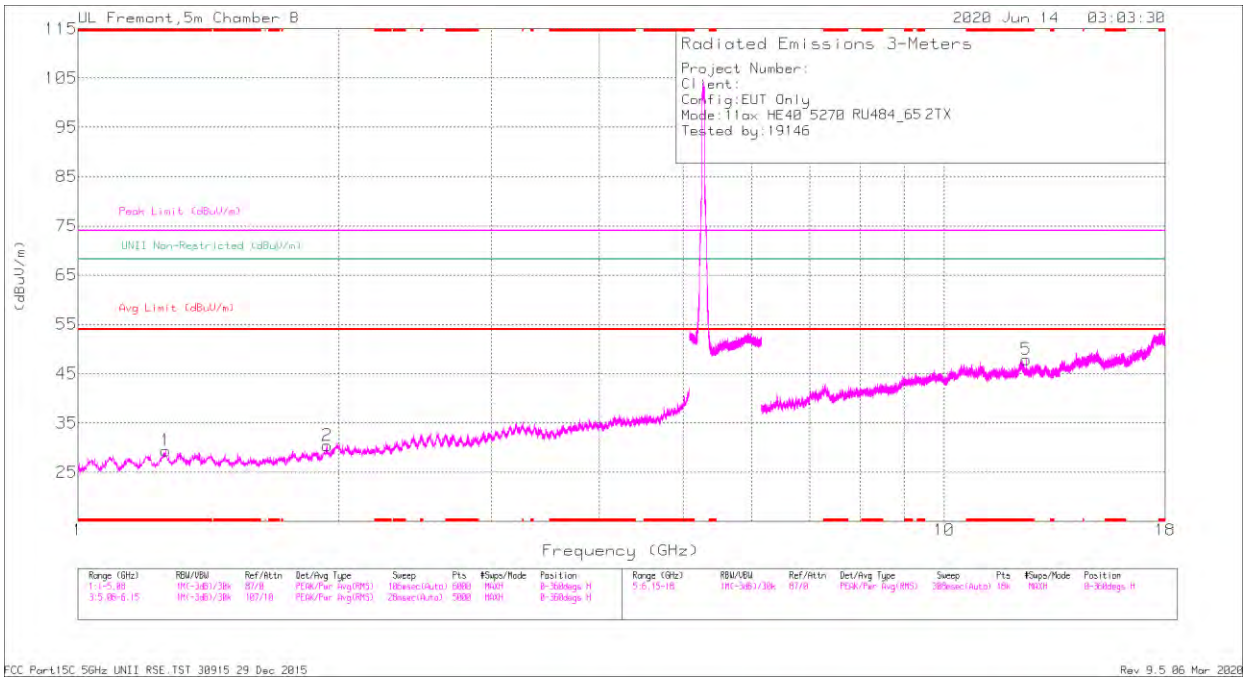

HORIZONTAL

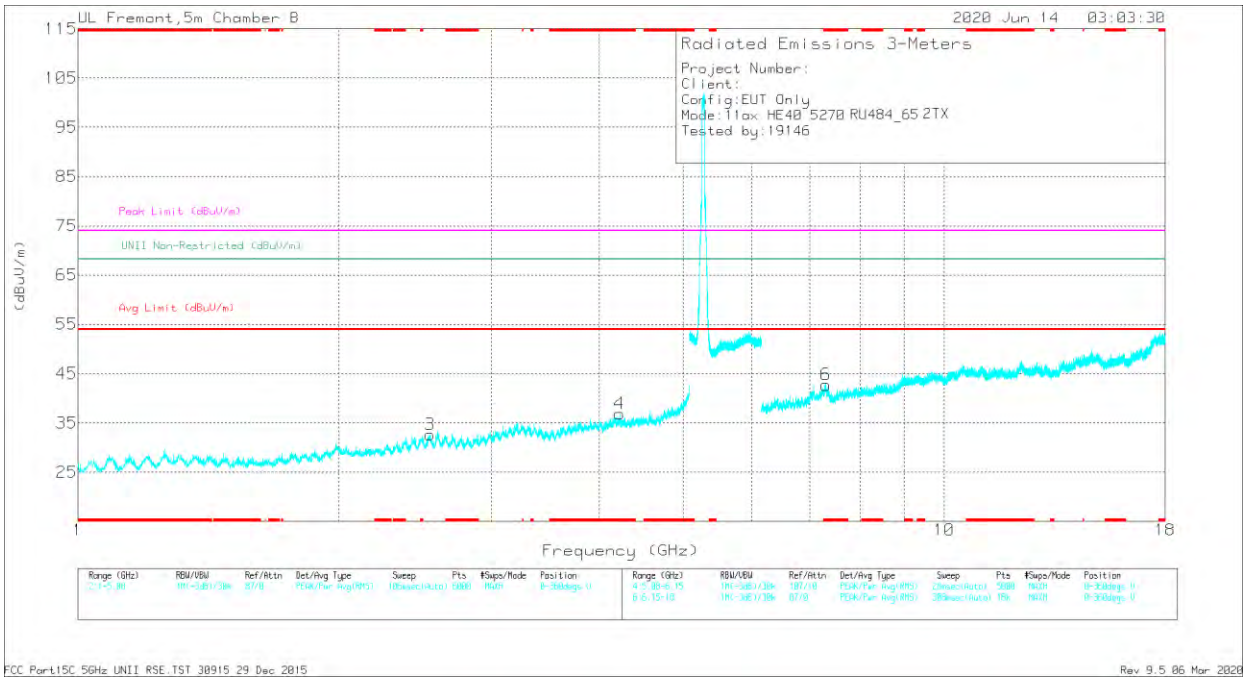

VERTICAL

UL VERIFICATION SERVICES INC.
47173 Benicia Street, Fremont, CA 94538; USA TEL:(510) 319-4000 FAX:(510) 661-0888

This report shall not be reproduced except in full, without the written approval of UL Verification Services Inc.

RADIATED EMISSIONS

Marker	Frequency (GHz)	Meter Reading (dBuV)	Det	AF T962 (dB/m)	Amp/Cbl/Fltr/Pad (dB)	Corrected Reading (dBuV/m)	Avg Limit (dBuV/m)	Margin (dB)	Peak Limit (dBuV/m)	PK Margin (dB)	UNII Non-Restricted (dBuV/m)	PK Margin (dB)	Azimuth (Degs)	Height (cm)	Polarity
1	* 1.26249	42.13	PK-U	25.5	-31.2	36.43	-	-	74	-37.57	-	-	11	147	H
	* 1.26068	30.03	ADR	25.5	-31.2	24.33	54	-29.67	-	-	-	-	11	147	H
4	* 4.221	36.45	PK-U	31.7	-25.9	42.25	-	-	74	-31.75	-	-	122	287	V
	* 4.2195	24.97	ADR	31.7	-25.9	30.77	54	-23.23	-	-	-	-	122	287	V
5	* 12.44951	33.02	PK-U	40.1	-19.5	53.62	-	-	74	-20.38	-	-	156	330	H
	* 12.44984	21.26	ADR	40.1	-19.5	41.86	54	-12.14	-	-	-	-	156	330	H
6	* 7.30417	34.13	PK-U	37.1	-21.1	50.13	-	-	74	-23.87	-	-	255	212	V
	* 7.30439	22.1	ADR	37.1	-21.1	38.1	54	-15.9	-	-	-	-	255	212	V
2	1.93732	39.48	PK-U	26.5	-29.1	36.88	-	-	-	-	68.2	-31.32	65	257	H
3	2.54967	39.8	PK-U	29.3	-29	40.1	-	-	-	-	68.2	-28.1	324	361	V

* - indicates frequency in CFR47 Pt 15 / IC RSS-Restricted Band
PK-U - U-NII: Maximum Peak
ADR - U-NII AD primary method, RMS average

UL VERIFICATION SERVICES INC.
47173 Benicia Street, Fremont, CA 94538; USA TEL:(510) 319-4000 FAX:(510) 661-0888
This report shall not be reproduced except in full, without the written approval of UL Verification Services Inc.

HIGH CHANNEL RESULTS

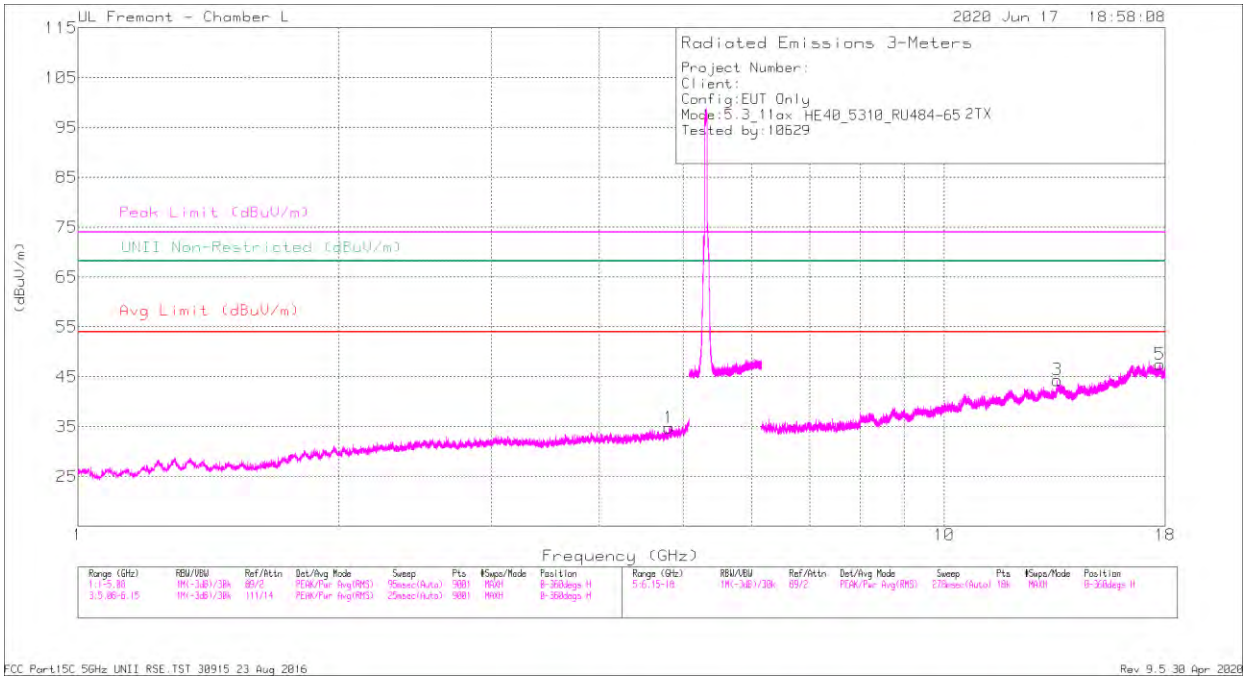

HORIZONTAL

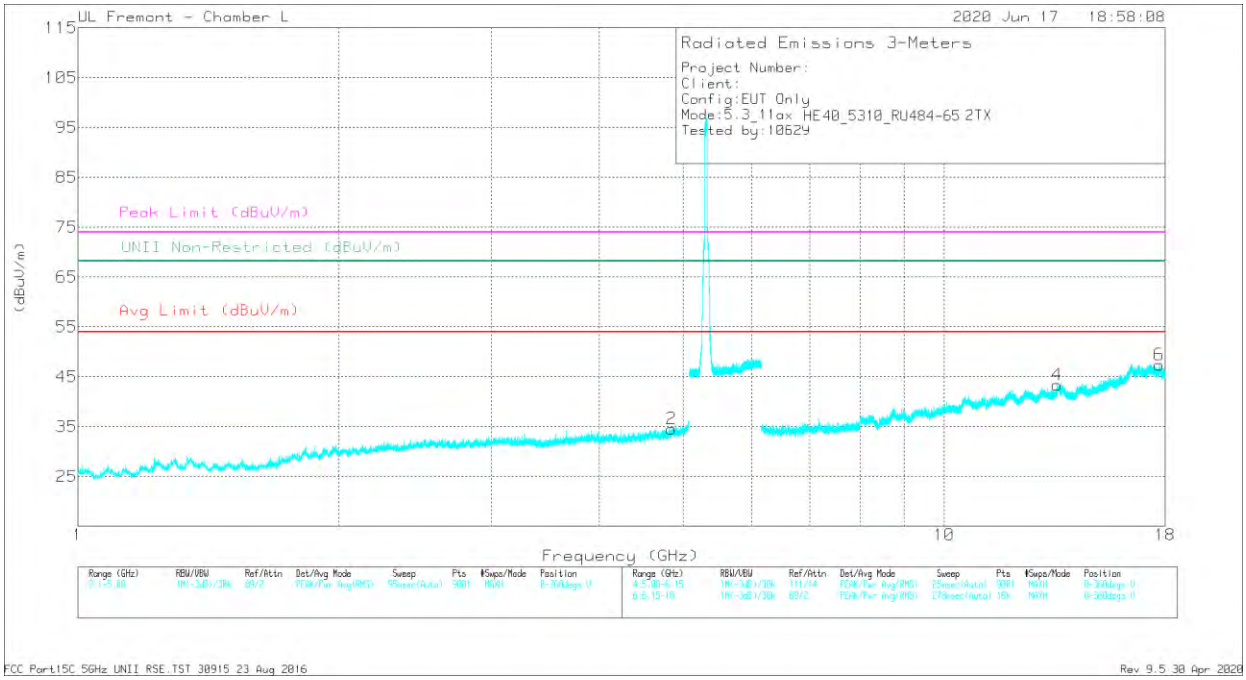

VERTICAL

UL VERIFICATION SERVICES INC.
47173 Benicia Street, Fremont, CA 94538; USA TEL:(510) 319-4000 FAX:(510) 661-0888

This report shall not be reproduced except in full, without the written approval of UL Verification Services Inc.

RADIATED EMISSIONS

Marker	Frequency (GHz)	Meter Reading (dBuV)	Det	AF 344 (dB/m)	Amp/Cbl/Fltr/Pad (dB)	Corrected Reading (dBuV/m)	Avg Limit (dBuV/m)	Margin (dB)	Peak Limit (dBuV/m)	PK Margin (dB)	UNII Non-Restricted (dBuV/m)	PK Margin (dB)	Azimuth (Degs)	Height (cm)	Polarity
1	* 4.81524	36.81	PK-U	34.2	-27.2	43.81	-	-	74	-30.19	-	-	234	223	H
	* 4.81532	26.41	ADR	34.2	-27.2	33.41	54	-20.59	-	-	-	-	234	223	H
2	* 4.84702	34.44	PK-U	34.2	-26.8	41.84	-	-	74	-32.16	-	-	106	138	V
	* 4.84717	24.66	ADR	34.2	-26.8	32.06	54	-21.94	-	-	-	-	106	138	V
3	13.51012	33.71	PK-U	39	-19.3	53.41	-	-	-	-	68.2	-14.79	324	325	H
5	* 17.74458	30.38	PK-U	41.6	-16.6	55.38	-	-	74	-18.62	-	-	165	319	H
	* 17.74149	20.02	ADR	41.6	-16.6	45.02	54	-8.98	-	-	-	-	165	319	H
4	13.50309	31.99	PK-U	39	-19.3	51.69	-	-	-	-	68.2	-16.51	233	257	V
6	* 17.73264	30.95	PK-U	41.6	-16.6	55.95	-	-	74	-18.05	-	-	348	231	V
	* 17.73161	19.91	ADR	41.6	-16.6	44.91	54	-9.09	-	-	-	-	348	231	V

* - indicates frequency in CFR47 Pt 15 / IC RSS-Restricted Band
PK-U - U-NII: Maximum Peak
ADR - U-NII AD primary method, RMS average

UL VERIFICATION SERVICES INC.
47173 Benicia Street, Fremont, CA 94538; USA TEL:(510) 319-4000 FAX:(510) 661-0888
This report shall not be reproduced except in full, without the written approval of UL Verification Services Inc.

2TX ANTENNA 6 + ANTENNA 5 OFDMA MODE – 26 Tones, RU Index 17

BANDEDGE (HIGH CHANNEL)

HORIZONTAL RESULT

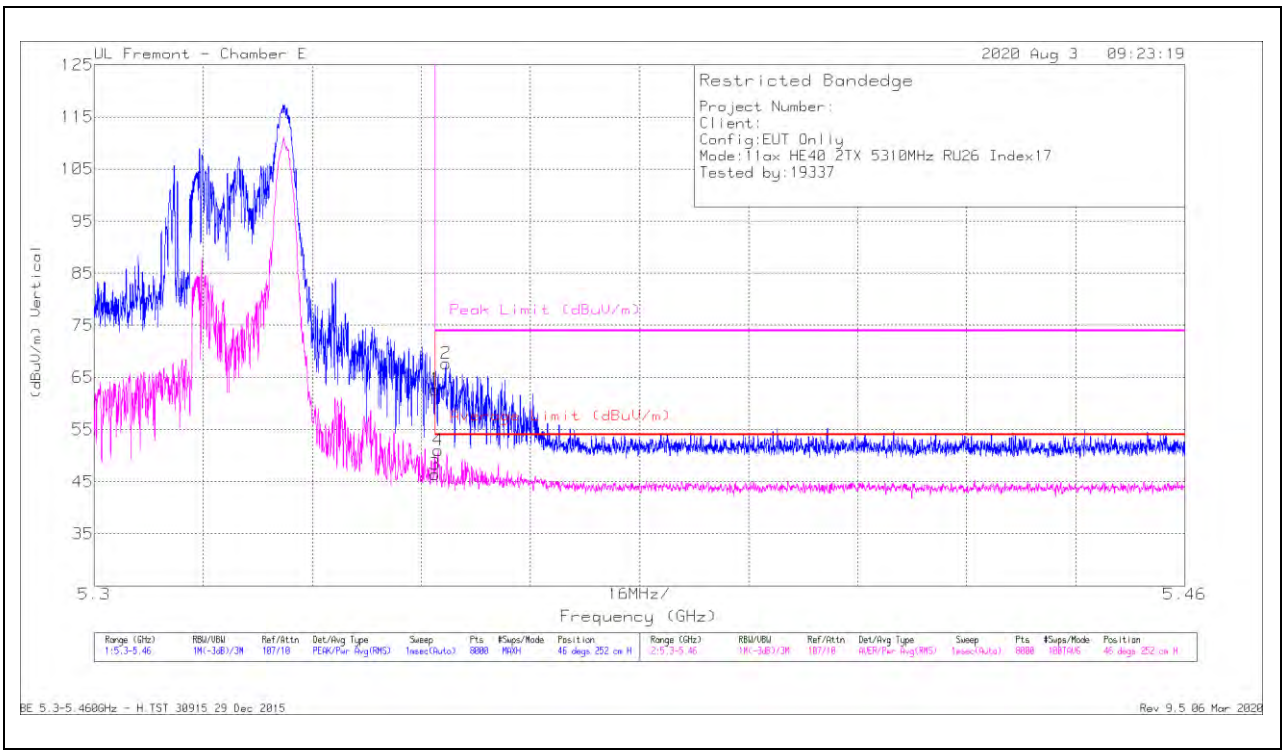

Marker	Frequency (GHz)	Meter Reading (dBuV)	Det	AF T712 (dB/m)	Amp/Cbl/Fltr/Pad (dB)	Corrected Reading (dBuV/m)	Average Limit (dBuV/m)	Margin (dB)	Peak Limit (dBuV/m)	PK Margin (dB)	Azimuth (Degs)	Height (cm)	Polarity
1	* 5.35001	49.99	Pk	34.5	-21.8	62.69	-	-	74	-11.31	46	252	H
2	* 5.35159	54.91	Pk	34.5	-21.7	67.71	-	-	74	-6.29	46	252	H
3	* 5.35001	33.67	RMS	34.5	-21.8	46.37	54	-7.63	-	-	46	252	H
4	* 5.35045	38.36	RMS	34.5	-21.8	51.06	54	-2.94	-	-	46	252	H

* - indicates frequency in CFR47 Pt 15 / IC RSS-Restricted Band
Pk - Peak detector
RMS - RMS detection

UL VERIFICATION SERVICES INC.
47173 Benicia Street, Fremont, CA 94538; USA TEL:(510) 319-4000 FAX:(510) 661-0888

This report shall not be reproduced except in full, without the written approval of UL Verification Services Inc.

VERTICAL RESULT

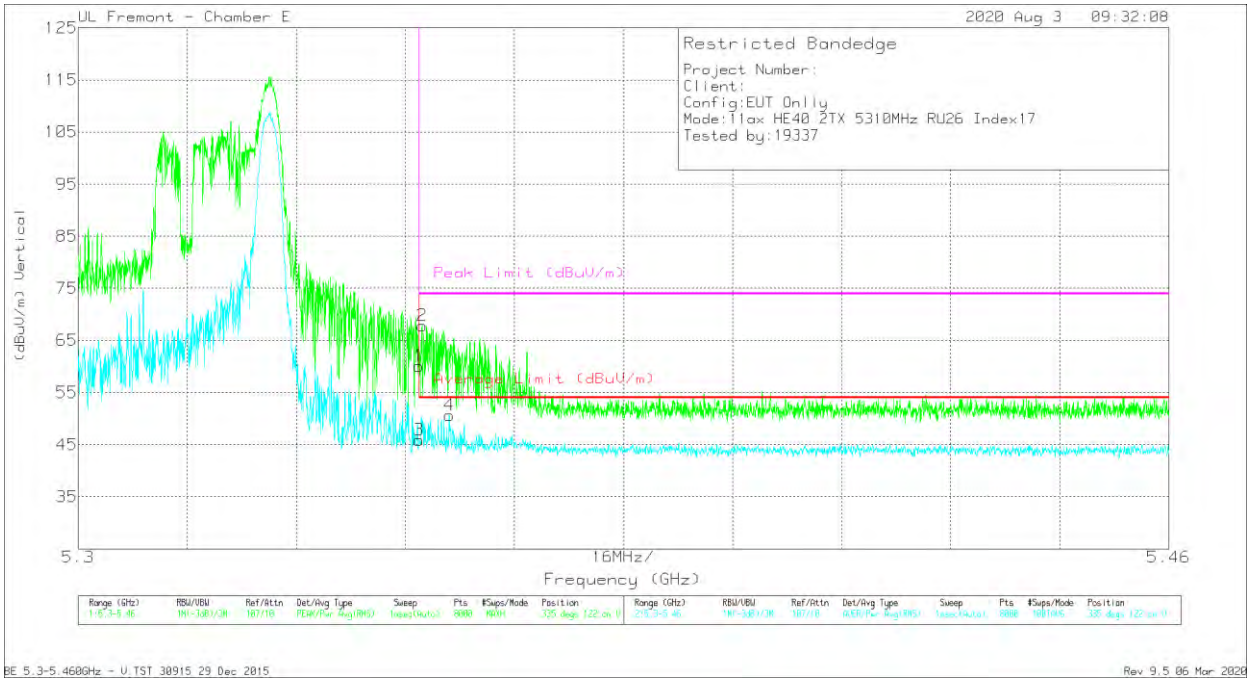

Marker	Frequency (GHz)	Meter Reading (dBuV)	Det	AF T712 (dB/m)	Amp/Cbl/Fltr/Pad (dB)	Corrected Reading (dBuV/m)	Average Limit (dBuV/m)	Margin (dB)	Peak Limit (dBuV/m)	PK Margin (dB)	Azimuth (Degs)	Height (cm)	Polarity
1	* 5.35001	47.42	Pk	34.5	-21.8	60.12	-	-	74	-13.88	335	122	V
2	* 5.35043	55.18	Pk	34.5	-21.8	67.88	-	-	74	-6.12	335	122	V
3	* 5.35001	33.16	RMS	34.5	-21.8	45.86	54	-8.14	-	-	335	122	V
4	* 5.35443	37.78	RMS	34.5	-21.7	50.58	54	-3.42	-	-	335	122	V

* - indicates frequency in CFR47 Pt 15 / IC RSS-Restricted Band
Pk - Peak detector
RMS - RMS detection

UL VERIFICATION SERVICES INC.
47173 Benicia Street, Fremont, CA 94538; USA TEL:(510) 319-4000 FAX:(510) 661-0888

This report shall not be reproduced except in full, without the written approval of UL Verification Services Inc.

HARMONICS AND SPURIOUS EMISSIONS

LOW CHANNEL RESULTS

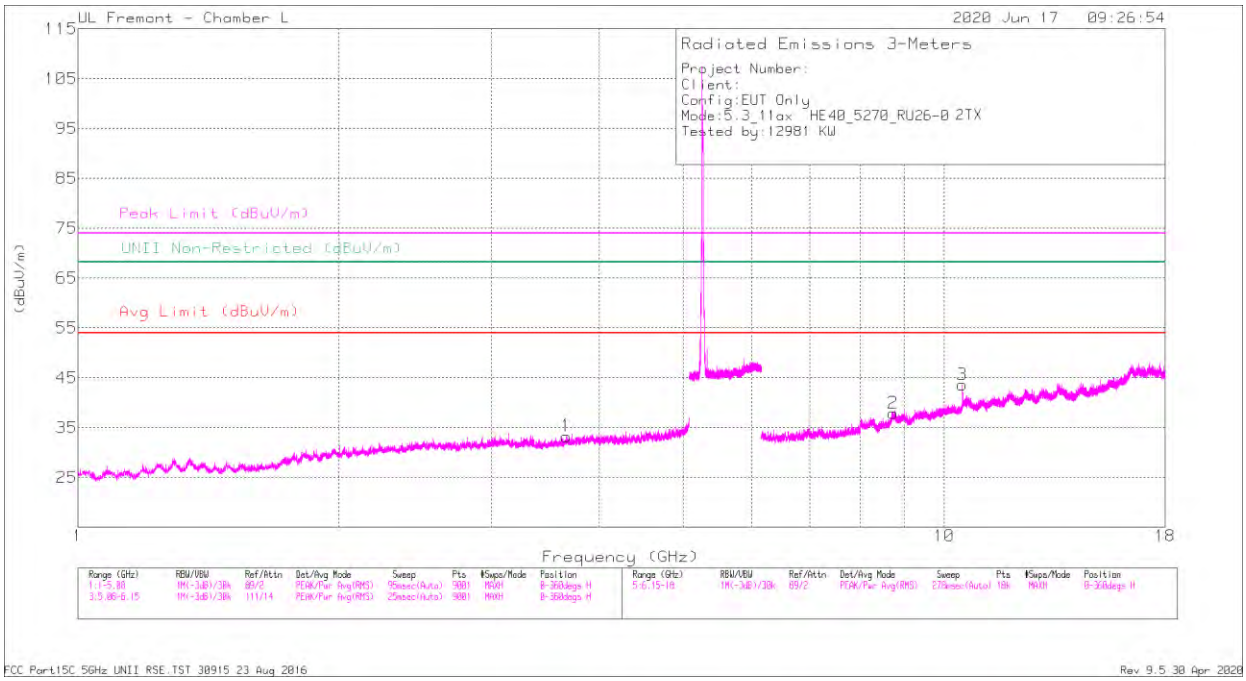

HORIZONTAL

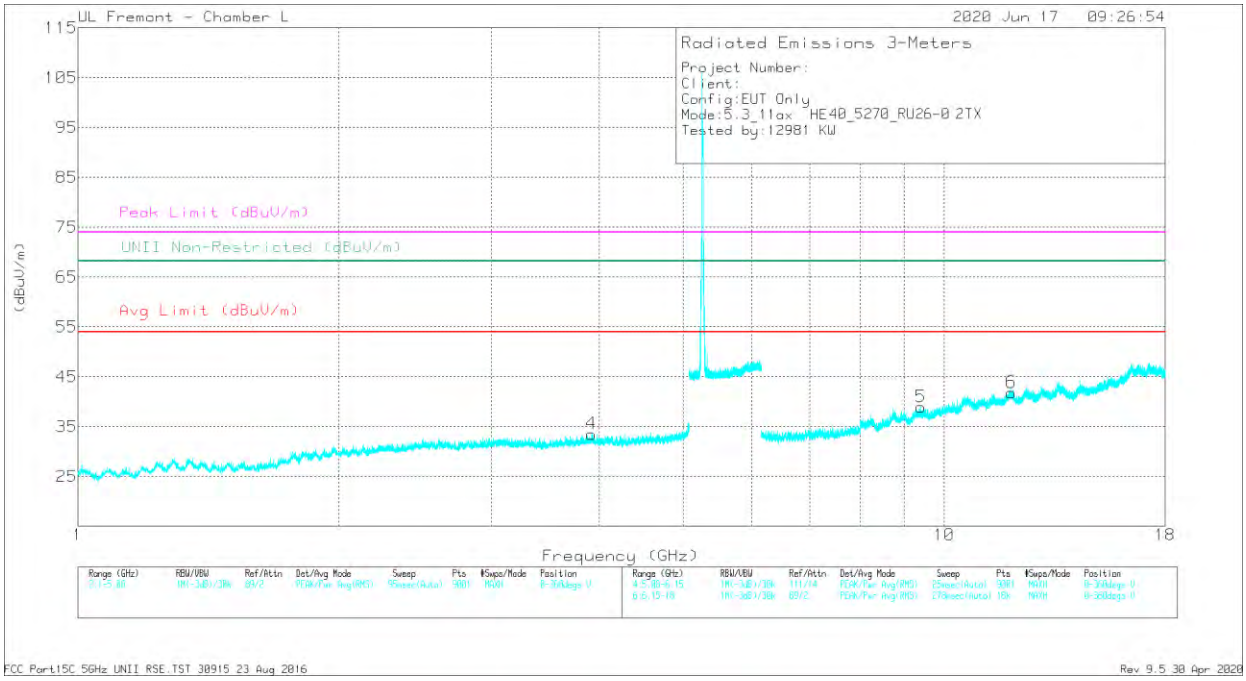

VERTICAL

UL VERIFICATION SERVICES INC.
47173 Benicia Street, Fremont, CA 94538; USA TEL:(510) 319-4000 FAX:(510) 661-0888

This report shall not be reproduced except in full, without the written approval of UL Verification Services Inc.