VERTICAL RESULT

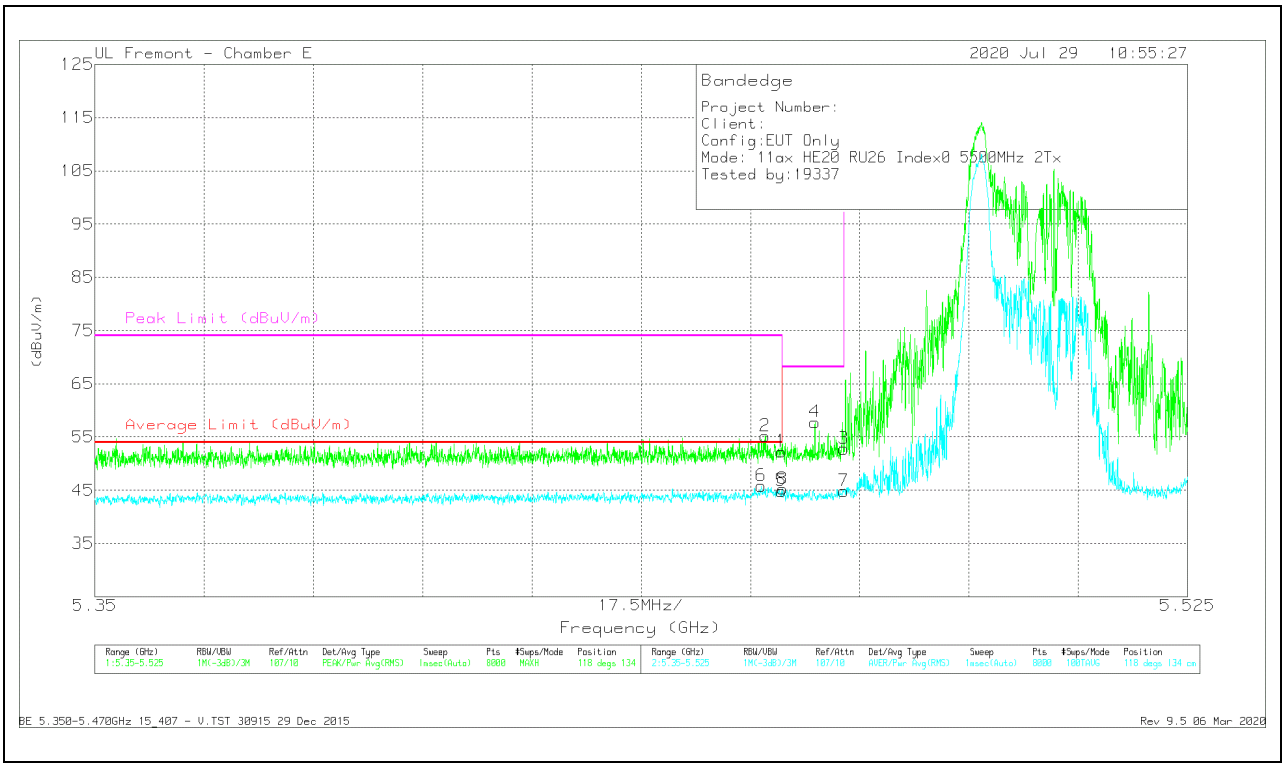

Marker	Frequency (GHz)	Meter Reading (dBuV)	Det	AF T712 (dB/m)	Amp/Cbl/Fltr/Pad (dB)	Corrected Reading (dBuV/m)	Average Limit (dBuV/m)	Margin (dB)	Peak Limit (dBuV/m)	PK Margin (dB)	Azimuth (Degs)	Height (cm)	Polarity
1	* 5.45998	39.48	Pk	34.5	-21.7	52.28	-	-	74	-21.72	118	134	V
2	* 5.45738	42.28	Pk	34.6	-21.7	55.18	-	-	74	-18.82	118	134	V
5	* 5.45998	32.06	RMS	34.5	-21.7	44.86	54	-9.14	-	-	118	134	V
6	* 5.45672	32.93	RMS	34.6	-21.7	45.83	54	-8.17	-	-	118	134	V
8	5.46016	32.44	RMS	34.5	-21.7	45.24	-	-	-	-	118	134	V
4	5.46532	45	Pk	34.5	-21.7	57.8	-	-	68.2	-10.4	118	134	V
3	5.46998	39.91	Pk	34.6	-21.7	52.81	-	-	68.2	-15.39	118	134	V
7	5.46998	31.96	RMS	34.6	-21.7	44.86	-	-	-	-	118	134	V

* - indicates frequency in CFR47 Pt 15 / IC RSS-Restricted Band
Pk - Peak detector
RMS - RMS detection

UL VERIFICATION SERVICES INC.
47173 Benicia Street, Fremont, CA 94538; USA TEL:(510) 319-4000 FAX:(510) 661-0888

This report shall not be reproduced except in full, without the written approval of UL Verification Services Inc.

2TX ANTENNA 6 + ANTENNA 5 OFDMA MODE – 26 Tones, RU Index 8

BANDEDGE (HIGH CHANNEL)

HORIZONTAL RESULT

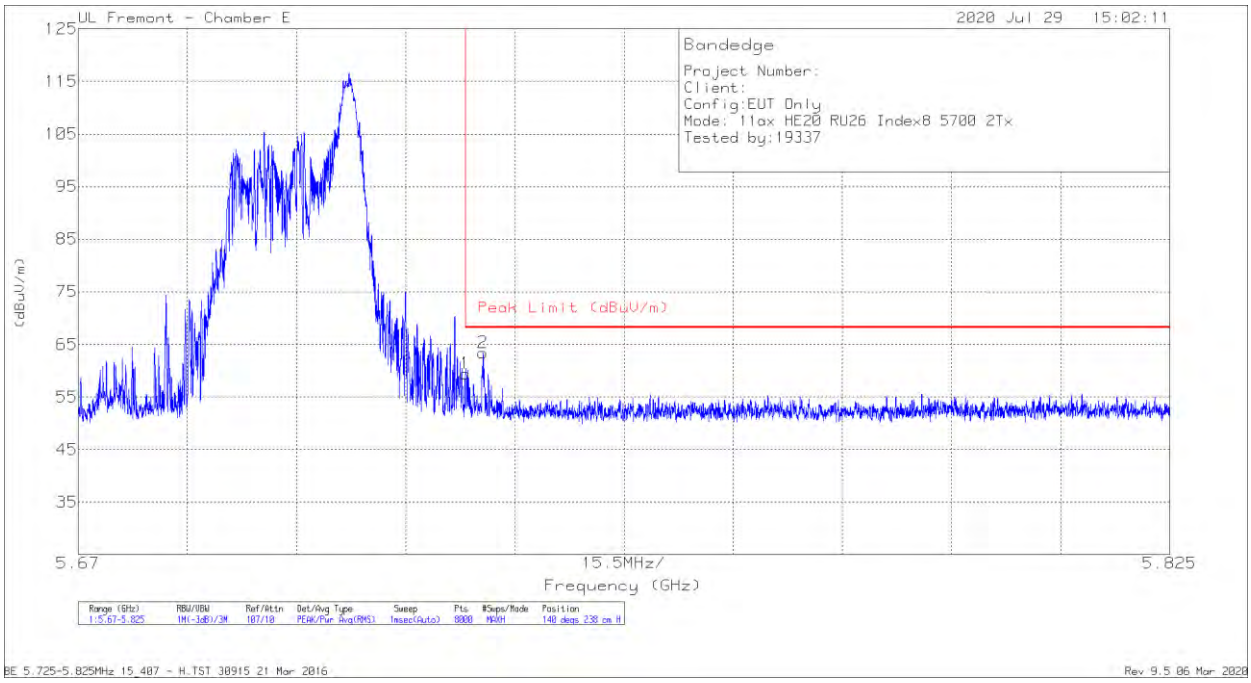

Marker	Frequency (GHz)	Meter Reading (dBuV)	Det	AF T712 (dB/m)	Amp/Cbl/Fltr/Pad (dB)	Corrected Reading (dBuV/m)	Peak Limit (dBuV/m)	PK Margin (dB)	Azimuth (Degs)	Height (cm)	Polarity
1	5.72501	45.93	Pk	34.7	-21.2	59.43	68.2	-8.77	140	238	H
2	5.72749	49.94	Pk	34.7	-21.2	63.44	68.2	-4.76	140	238	H

Pk - Peak detector

UL VERIFICATION SERVICES INC.
47173 Benicia Street, Fremont, CA 94538; USA TEL:(510) 319-4000 FAX:(510) 661-0888

This report shall not be reproduced except in full, without the written approval of UL Verification Services Inc.

VERTICAL RESULT

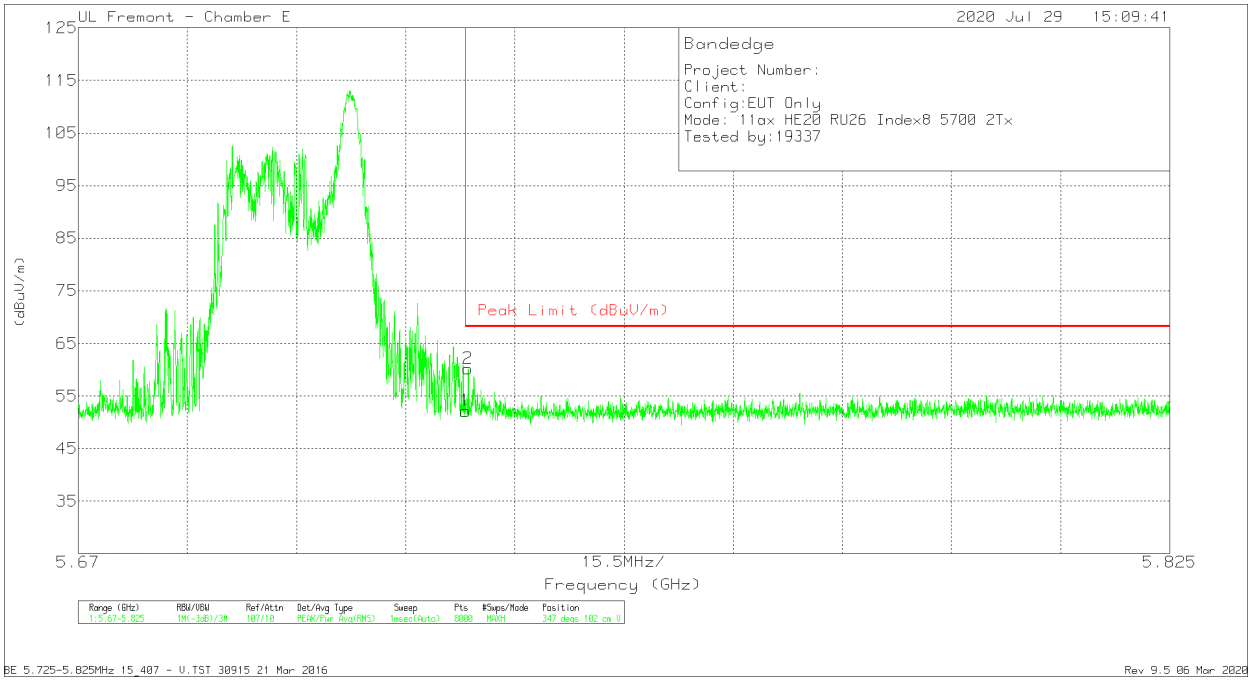

Marker	Frequency (GHz)	Meter Reading (dBuV)	Det	AF T712 (dB/m)	Amp/Cbl/Fltr/Pad (dB)	Corrected Reading (dBuV/m)	Peak Limit (dBuV/m)	PK Margin (dB)	Azimuth (Degs)	Height (cm)	Polarity
1	5.72501	38.62	Pk	34.7	-21.2	52.12	68.2	-16.08	347	102	V
2	5.72538	46.7	Pk	34.7	-21.2	60.2	68.2	-8	347	102	V

Pk - Peak detector

UL VERIFICATION SERVICES INC.
47173 Benicia Street, Fremont, CA 94538; USA TEL:(510) 319-4000 FAX:(510) 661-0888

This report shall not be reproduced except in full, without the written approval of UL Verification Services Inc.

2TX ANTENNA 6 + ANTENNA 5 OFDMA MODE – 26 Tones, RU Index 8

HARMONICS AND SPURIOUS EMISSIONS

LOW CHANNEL RESULTS

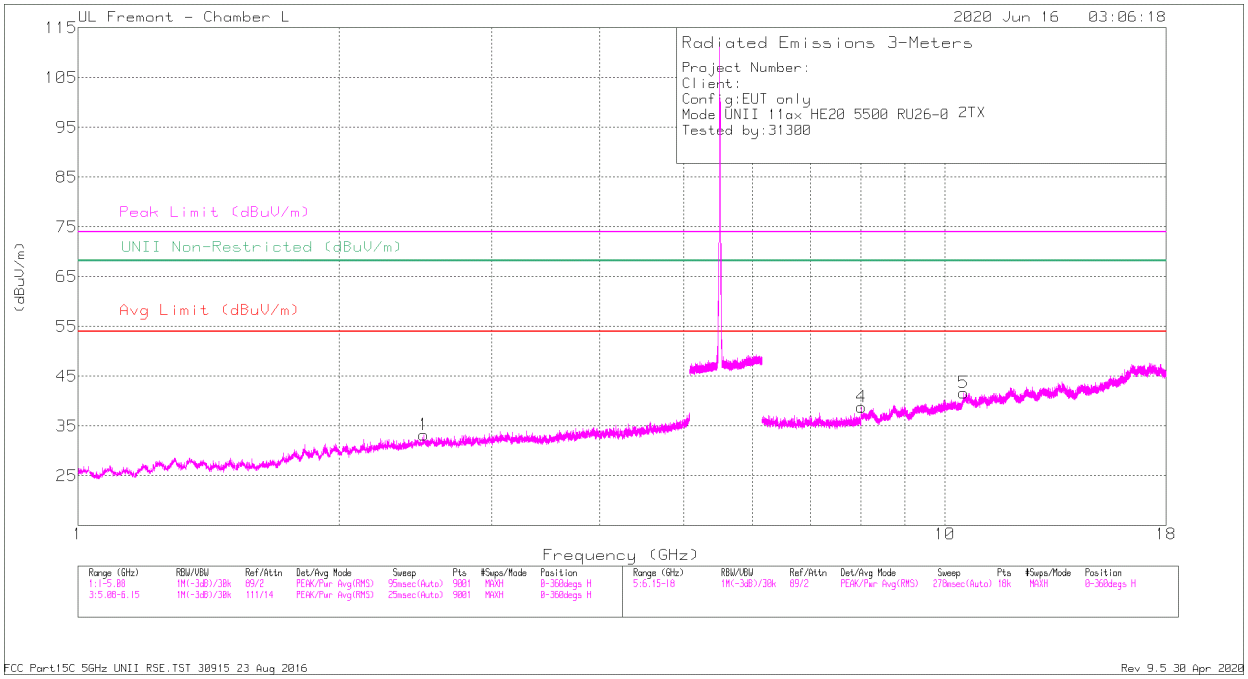

HORIZONTAL

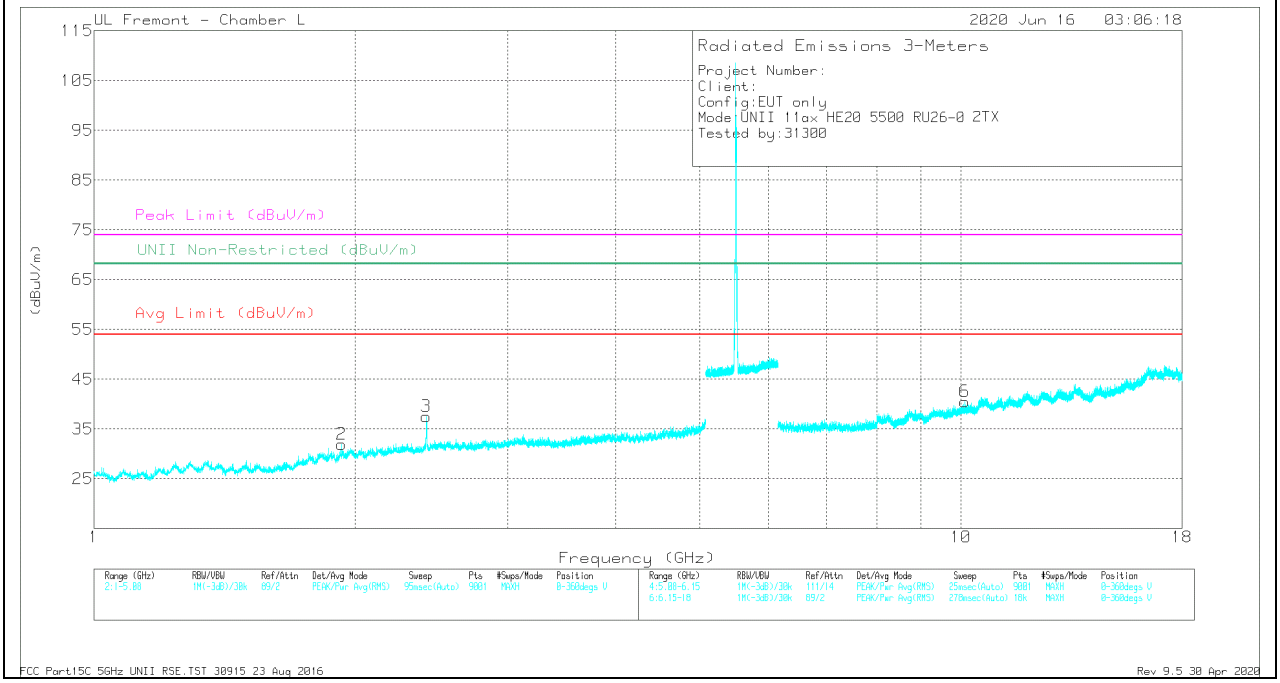

UL VERIFICATION SERVICES INC.
47173 Benicia Street, Fremont, CA 94538; USA TEL:(510) 319-4000 FAX:(510) 661-0888

This report shall not be reproduced except in full, without the written approval of UL Verification Services Inc.

VERTICAL

RADIATED EMISSIONS

Marker	Frequency (GHz)	Meter Reading (dBuV)	Det	AF 344 (dB/m)	Amp/Cbl/Fltr/Pad (dB)	Corrected Reading (dBuV/m)	UNII Non-Restricted (dBuV/m)	PK Margin (dB)	Azimuth (Degs)	Height (cm)	Polarity
1	2.50769	38.61	PK-U	32.4	-30.7	40.31	68.2	-27.89	0	101	H
2	1.93181	39.88	PK-U	30.6	-32	38.48	68.2	-29.72	79	199	V
3	2.40886	42.15	PK-U	32	-30.9	43.25	68.2	-24.95	238	107	V
4	8.0155	32.62	PK-U	35.7	-22.2	46.12	68.2	-22.08	174	101	H
5	10.52104	30.53	PK-U	37.7	-19.4	48.83	68.2	-19.37	98	101	H
6	10.1069	29.84	PK-U	37.1	-20.3	46.64	68.2	-21.56	111	200	V

PK-U - U-NII: Maximum Peak

UL VERIFICATION SERVICES INC.
47173 Benicia Street, Fremont, CA 94538; USA TEL:(510) 319-4000 FAX:(510) 661-0888

This report shall not be reproduced except in full, without the written approval of UL Verification Services Inc.

MID CHANNEL RESULTS

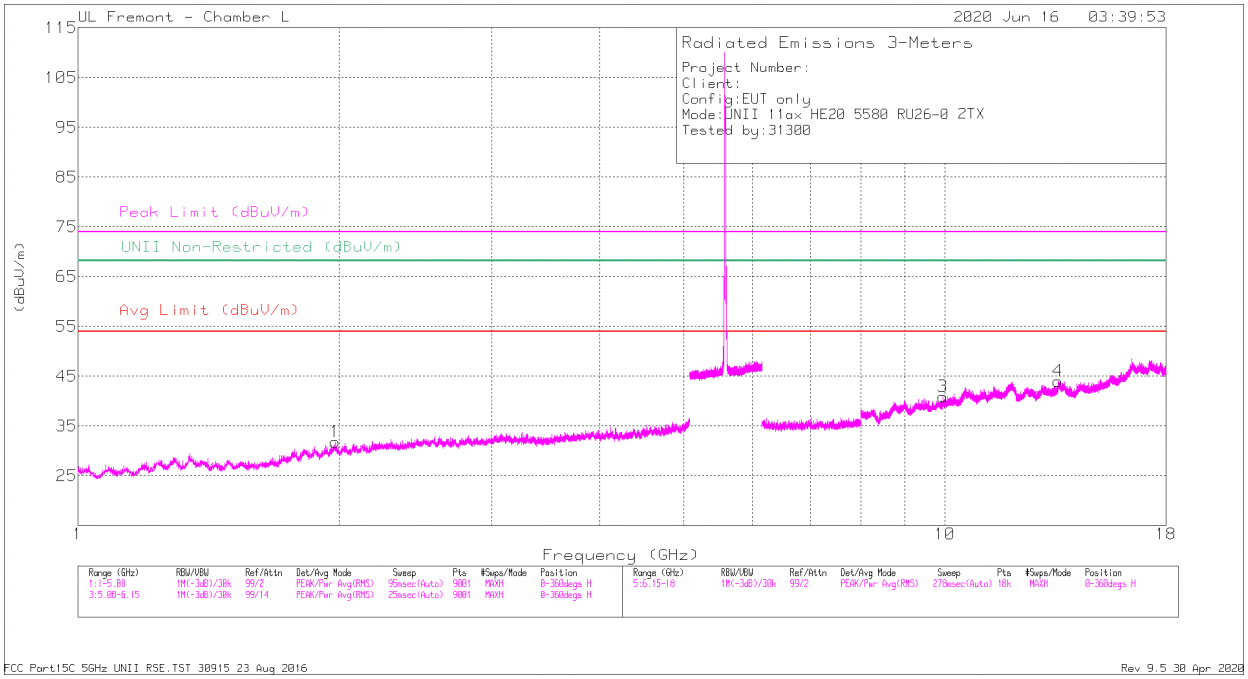

HORIZONTAL

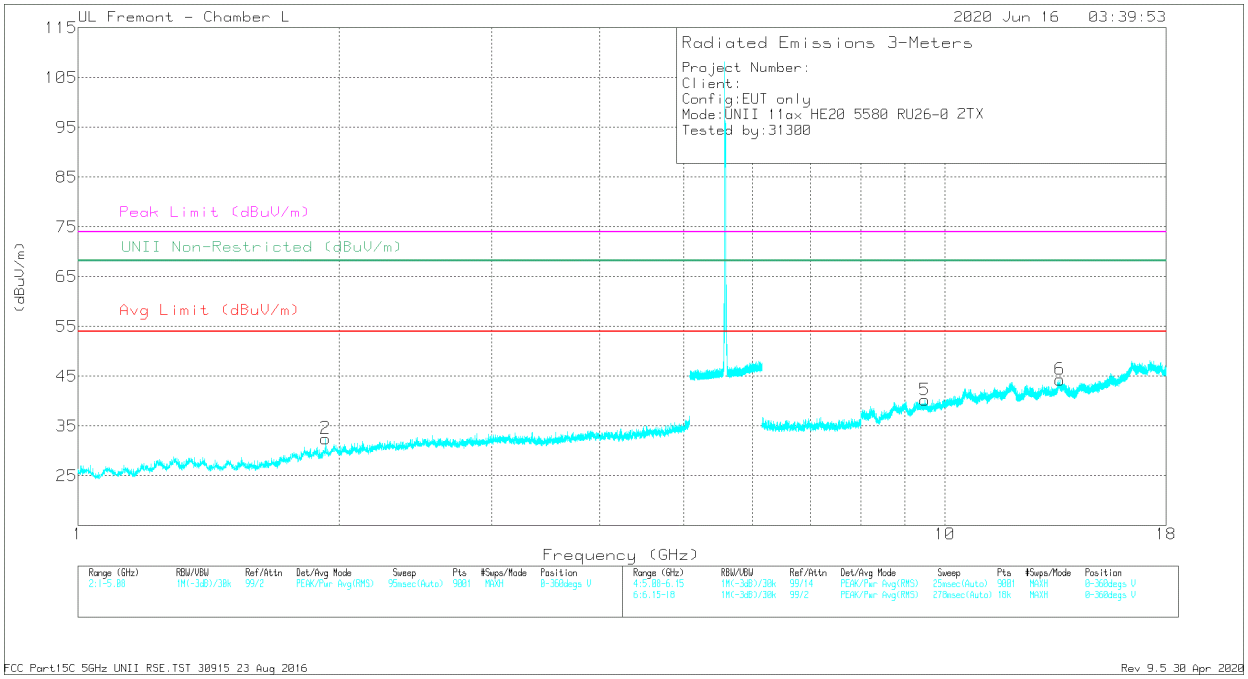

VERTICAL

UL VERIFICATION SERVICES INC.
47173 Benicia Street, Fremont, CA 94538; USA TEL:(510) 319-4000 FAX:(510) 661-0888

This report shall not be reproduced except in full, without the written approval of UL Verification Services Inc.

RADIATED EMISSIONS

Marker	Frequency (GHz)	Meter Reading (dBuV)	Det	AF 344 (dB/m)	Amp/Cbl/Fltr/Pad (dB)	Corrected Reading (dBuV/m)	Avg Limit (dBuV/m)	Margin (dB)	Peak Limit (dBuV/m)	PK Margin (dB)	UNII Non-Restricted (dBuV/m)	PK Margin (dB)	Azimuth (Degs)	Height (cm)	Polarity
1	1.9772	40.23	PK-U	31	-31.5	39.73	-	-	-	-	68.2	-28.47	0	101	H
2	1.93134	42	PK-U	30.6	-32	40.6	-	-	-	-	68.2	-27.6	127	253	V
3	9.96152	29.83	PK-U	37	-19.9	46.93	-	-	-	-	68.2	-21.27	148	199	H
4	13.5208	31.96	PK-U	38.9	-19.3	51.56	-	-	-	-	68.2	-16.64	205	101	H
5	13.58315	32.84	PK-U	38.8	-19.3	52.34	-	-	-	-	68.2	-15.86	162	199	V
6	* 9.47951	29.45	PK-U	36.6	-20.6	45.45	-	-	74	-28.55	-	-	96	199	V
	* 9.4776	19.83	ADR	36.6	-20.6	35.83	54	-18.17	-	-	-	-	96	199	V

* - indicates frequency in CFR47 Pt 15 / IC RSS-Restricted Band
PK-U - U-NII: Maximum Peak
ADR - U-NII AD primary method, RMS average

UL VERIFICATION SERVICES INC.
47173 Benicia Street, Fremont, CA 94538; USA TEL:(510) 319-4000 FAX:(510) 661-0888
This report shall not be reproduced except in full, without the written approval of UL Verification Services Inc.

HIGH CHANNEL RESULTS

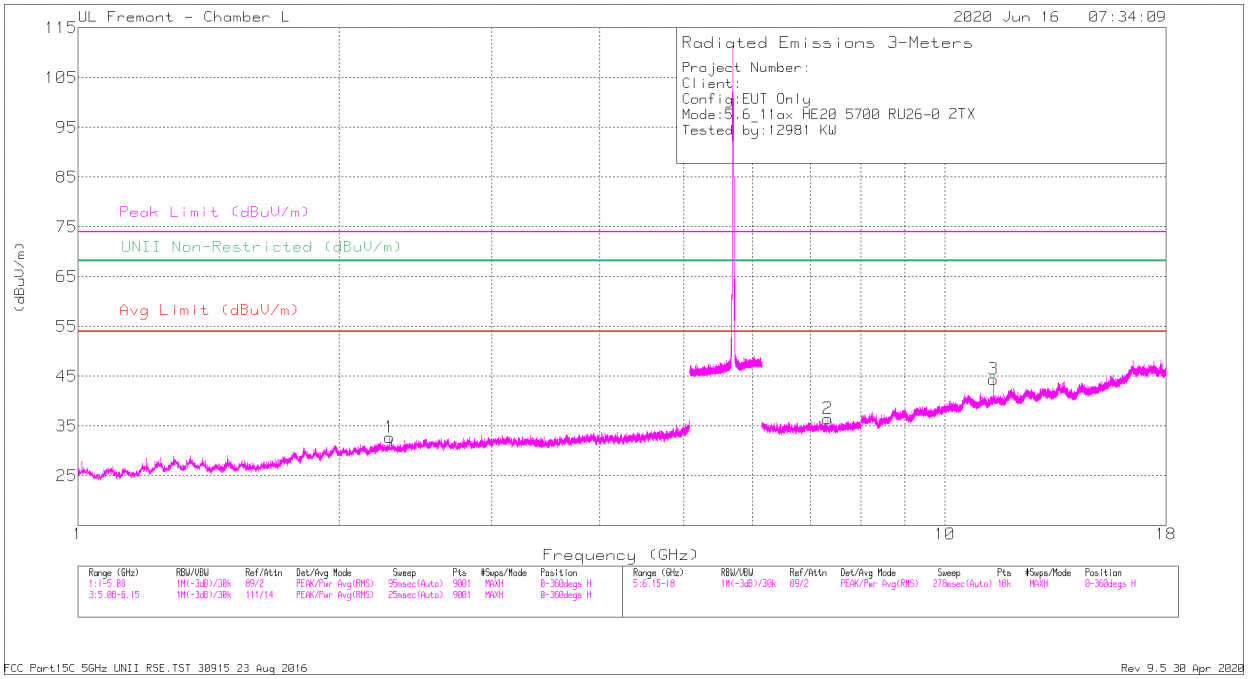

HORIZONTAL

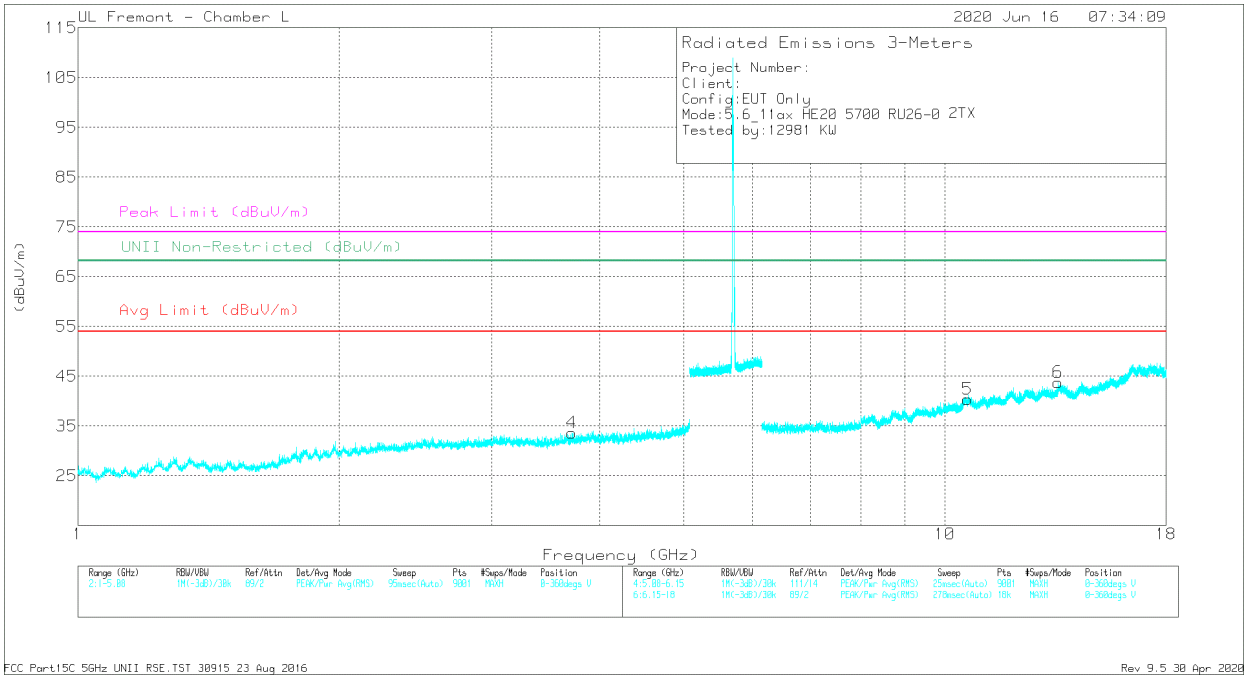

VERTICAL

UL VERIFICATION SERVICES INC.
47173 Benicia Street, Fremont, CA 94538; USA TEL:(510) 319-4000 FAX:(510) 661-0888

This report shall not be reproduced except in full, without the written approval of UL Verification Services Inc.

RADIATED EMISSIONS

Marker	Frequency (GHz)	Meter Reading (dBuV)	Det	AF 344 (dB/m)	Amp/Cbl/Fltr/Pad (dB)	Corrected Reading (dBuV/m)	Avg Limit (dBuV/m)	Margin (dB)	Peak Limit (dBuV/m)	PK Margin (dB)	UNII Non-Restricted (dBuV/m)	PK Margin (dB)	Azimuth (Degs)	Height (cm)	Polarity
1	* 2.2877	38.54	PK-U	31.8	-31	39.34	-	-	74	-34.66	-	-	337	163	H
	* 2.28711	27.89	ADR	31.8	-30.9	28.79	54	-25.21	-	-	-	-	337	163	H
4	* 3.71353	37.39	PK-U	33.2	-28.6	41.99	-	-	74	-32.01	-	-	263	124	V
	* 3.7136	26.67	ADR	33.2	-28.6	31.27	54	-22.73	-	-	-	-	263	124	V
2	* 7.32576	32.17	PK-U	35.6	-24	43.77	-	-	74	-30.23	-	-	122	200	H
	* 7.32469	20.68	ADR	35.6	-24	32.28	54	-21.72	-	-	-	-	122	200	H
3	* 11.38387	35.13	PK-U	38	-19.3	53.83	-	-	74	-20.17	-	-	162	192	H
	* 11.38323	25.93	ADR	38	-19.3	44.63	54	-9.37	-	-	-	-	162	192	H
5	* 10.62626	31.48	PK-U	37.9	-20.1	49.28	-	-	74	-24.72	-	-	175	230	V
	* 10.62842	20.84	ADR	37.8	-20.1	38.54	54	-15.46	-	-	-	-	175	230	V
6	13.51757	32.73	PK-U	38.9	-19.4	52.23	-	-	-	-	68.2	-15.97	120	359	V

* - indicates frequency in CFR47 Pt 15 / IC RSS-Restricted Band
PK-U - U-NII: Maximum Peak
ADR - U-NII AD primary method, RMS average

UL VERIFICATION SERVICES INC.
47173 Benicia Street, Fremont, CA 94538; USA TEL:(510) 319-4000 FAX:(510) 661-0888
This report shall not be reproduced except in full, without the written approval of UL Verification Services Inc.

CHANNEL 144 RESULTS

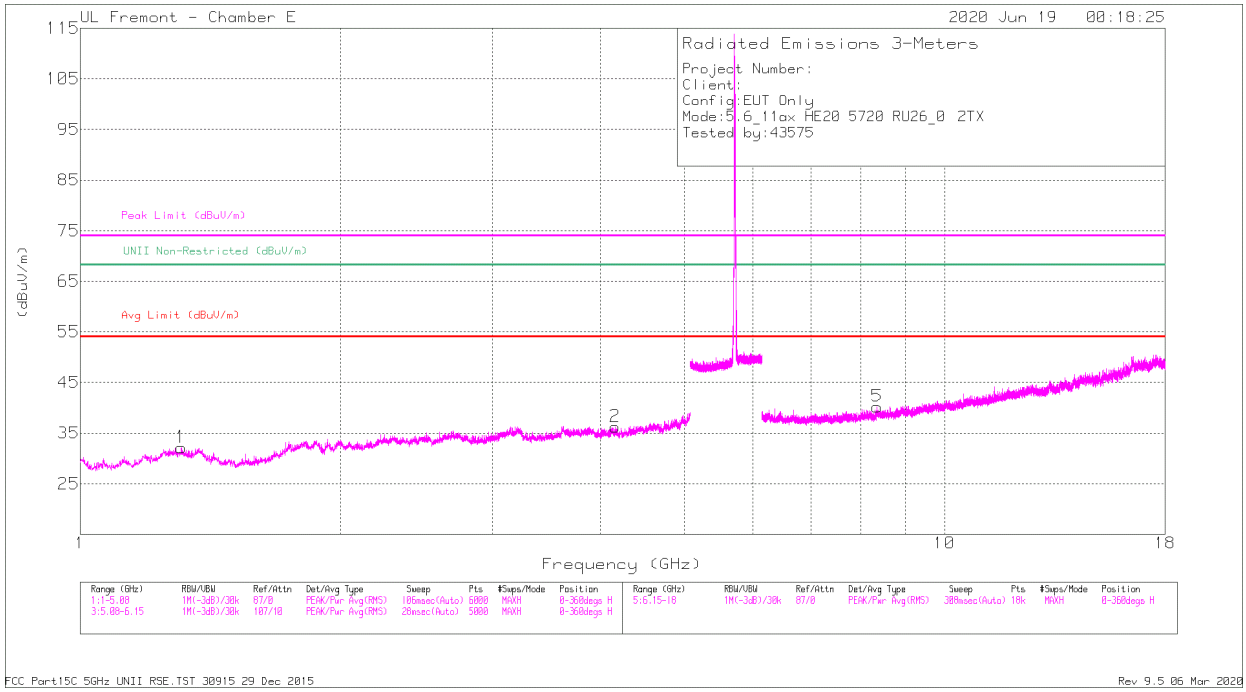

HORIZONTAL

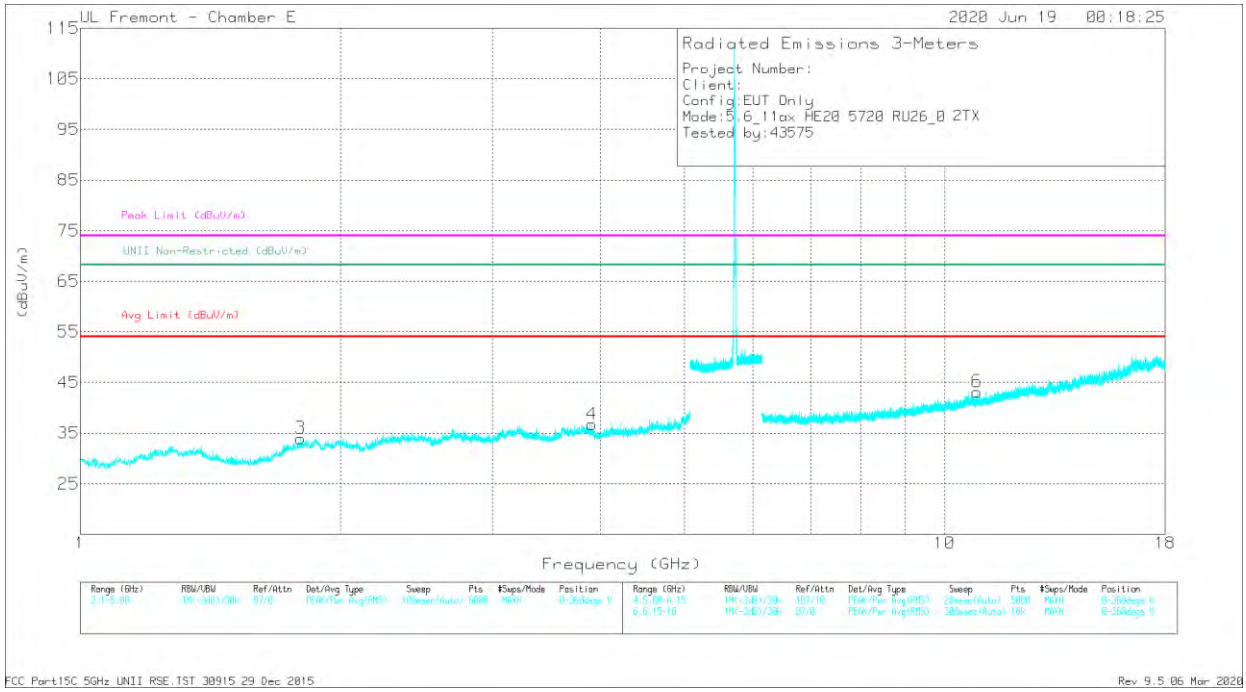

VERTICAL

UL VERIFICATION SERVICES INC.
47173 Benicia Street, Fremont, CA 94538; USA TEL:(510) 319-4000 FAX:(510) 661-0888

This report shall not be reproduced except in full, without the written approval of UL Verification Services Inc.

RADIATED EMISSIONS

Marker	Frequency (GHz)	Meter Reading (dBuV)	Det	AF T712 (dB/m)	Amp/Cbl/Fltr/Pad (dB)	Corrected Reading (dBuV/m)	Avg Limit (dBuV/m)	Margin (dB)	Peak Limit (dBuV/m)	PK Margin (dB)	UNII Non-Restricted (dBuV/m)	PK Margin (dB)	Azimuth (Degs)	Height (cm)	Polarity
1	* 1.30687	44.95	PK-U	29.4	-35	39.35	-	-	74	-34.65	-	-	0	200	H
	* 1.31041	33.42	ADR	29.4	-35.1	27.72	54	-26.28	-	-	-	-	0	200	H
2	* 4.15608	42.48	PK-U	33.5	-32.3	43.68	-	-	74	-30.32	-	-	0	200	H
	* 4.15755	30.55	ADR	33.5	-32.3	31.75	54	-22.25	-	-	-	-	0	200	H
4	* 3.91135	43.08	PK-U	33.7	-33	43.78	-	-	74	-30.22	-	-	0	101	V
	* 3.91126	31.24	ADR	33.7	-33	31.94	54	-22.06	-	-	-	-	0	101	V
5	* 8.35528	37.85	PK-U	35.9	-27	46.75	-	-	74	-27.25	-	-	0	199	H
	* 8.35784	26.65	ADR	35.9	-27	35.55	54	-18.45	-	-	-	-	0	199	H
6	* 10.90036	37.08	PK-U	37.7	-25.2	49.58	-	-	74	-24.42	-	-	0	199	V
	* 10.89975	25.41	ADR	37.7	-25.2	37.91	54	-16.09	-	-	-	-	0	199	V
3	1.7989	45.04	PK-U	30.5	-35	40.54	-	-	-	-	68.2	-27.66	0	101	V

* - indicates frequency in CFR47 Pt 15 / IC RSS-Restricted Band
PK-U - U-NII: Maximum Peak
ADR - U-NII AD primary method, RMS average

UL VERIFICATION SERVICES INC.
47173 Benicia Street, Fremont, CA 94538; USA TEL:(510) 319-4000 FAX:(510) 661-0888
This report shall not be reproduced except in full, without the written approval of UL Verification Services Inc.

6.1.17. TX ABOVE 1 GHz 802.11ax HE40 MODE IN THE 5.6 GHz BAND

1TX ANTENNA 6 – 484 Tones, RU Index 65

BANDEDGE (LOW CHANNEL)

HORIZONTAL RESULT

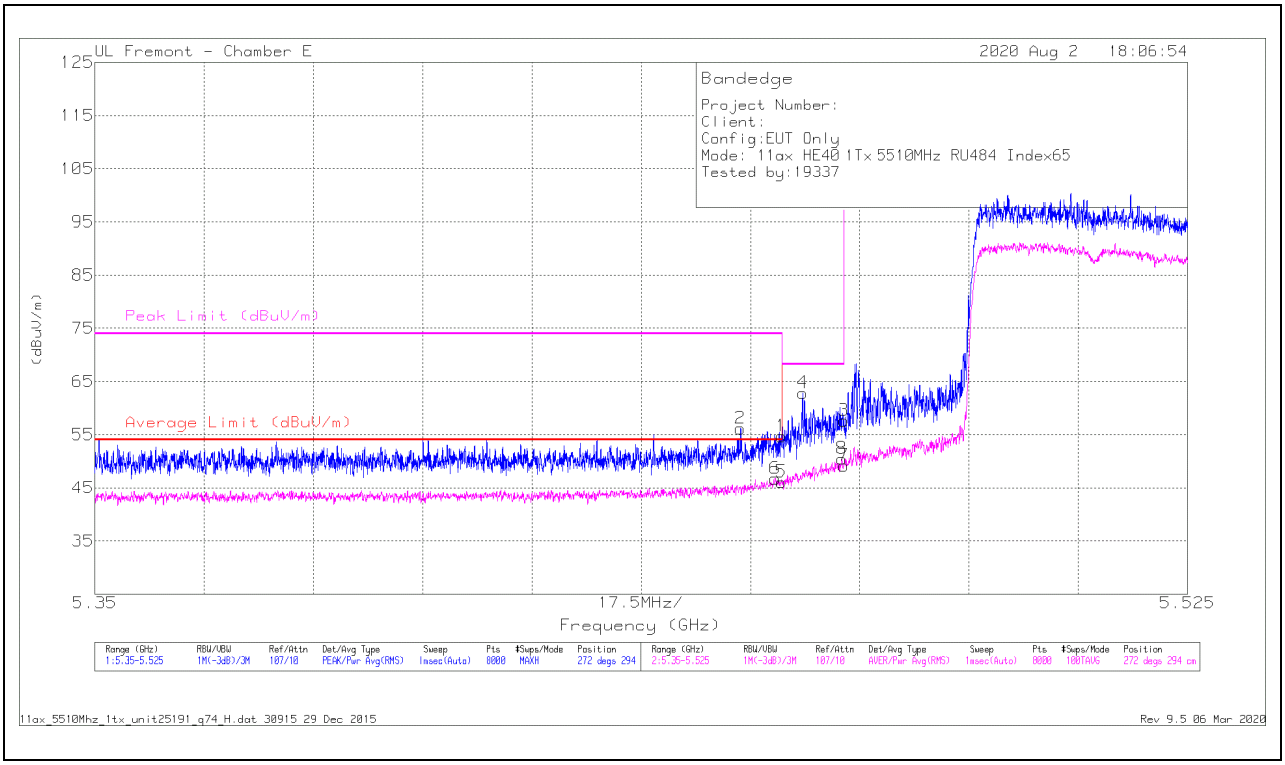

Marker	Frequency (GHz)	Meter Reading (dBuV)	Det	AF T712 (dB/m)	Amp/Cbl/Fltr/Pad (dB)	Corrected Reading (dBuV/m)	Average Limit (dBuV/m)	Margin (dB)	Peak Limit (dBuV/m)	PK Margin (dB)	Azimuth (Degs)	Height (cm)	Polarity
1	* 5.45998	41.89	Pk	34.5	-21.7	54.69	-	-	74	-19.31	272	294	H
2	* 5.45342	43.36	Pk	34.5	-21.7	56.16	-	-	74	-17.84	272	294	H
5	* 5.45998	33.29	RMS	34.5	-21.7	46.09	54	-7.91	-	-	272	294	H
6	* 5.45895	33.84	RMS	34.6	-21.7	46.74	54	-7.26	-	-	272	294	H
4	5.46337	50.06	Pk	34.5	-21.7	62.86	-	-	68.2	-5.34	272	294	H
8	5.46963	37.57	RMS	34.6	-21.7	50.47	-	-	-	-	272	294	H
3	5.46998	44.74	Pk	34.6	-21.7	57.64	-	-	68.2	-10.56	272	294	H
7	5.46998	36.28	RMS	34.6	-21.7	49.18	-	-	-	-	272	294	H

* - indicates frequency in CFR47 Pt 15 / IC RSS-Restricted Band
Pk - Peak detector

UL VERIFICATION SERVICES INC.
47173 Benicia Street, Fremont, CA 94538; USA TEL:(510) 319-4000 FAX:(510) 661-0888
This report shall not be reproduced except in full, without the written approval of UL Verification Services Inc.

VERTICAL RESULT

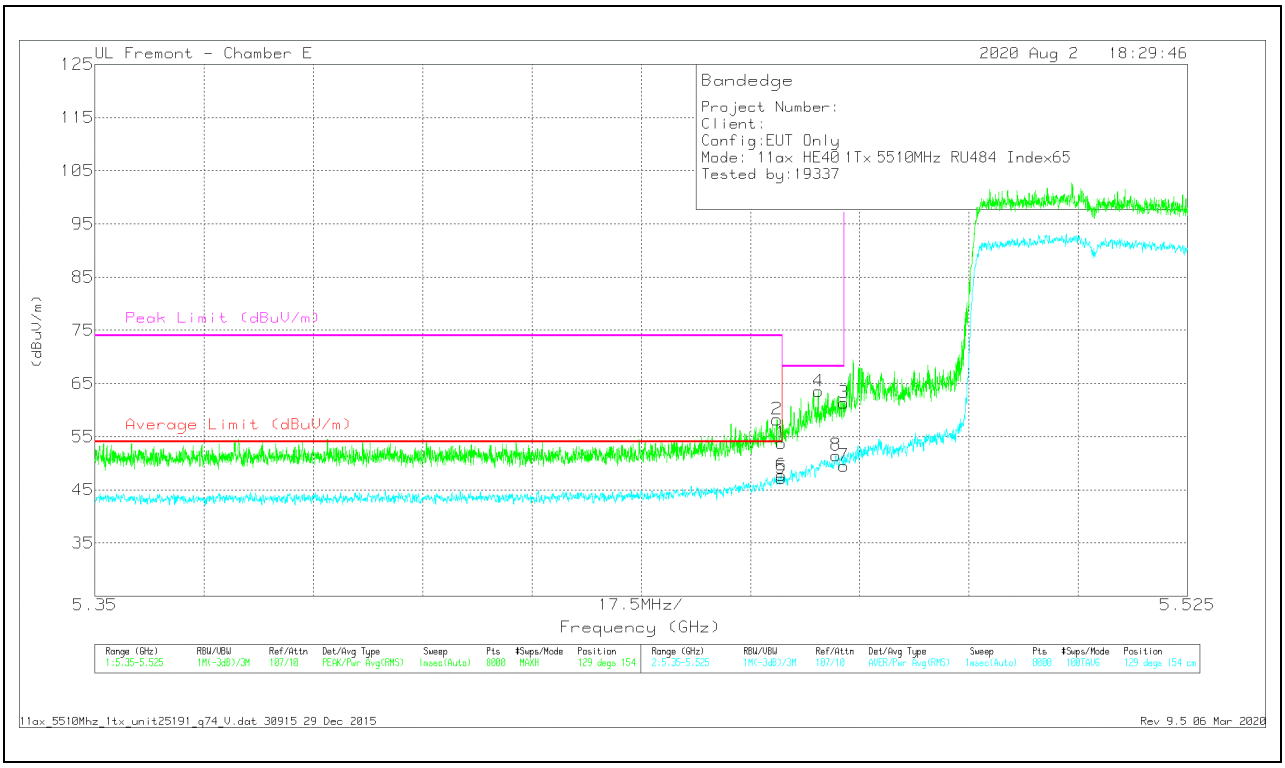

Marker	Frequency (GHz)	Meter Reading (dBuV)	Det	AF T712 (dB/m)	Amp/Cbl/Fltr/Pad (dB)	Corrected Reading (dBuV/m)	Average Limit (dBuV/m)	Margin (dB)	Peak Limit (dBuV/m)	PK Margin (dB)	Azimuth (Degs)	Height (cm)	Polarity
1	* 5.45998	41.01	Pk	34.5	-21.7	53.81	-	-	74	-20.19	129	154	V
2	* 5.45926	45.33	Pk	34.6	-21.7	58.23	-	-	74	-15.77	129	154	V
5	* 5.45998	34.39	RMS	34.5	-21.7	47.19	54	-6.81	-	-	129	154	V
6	* 5.45994	34.95	RMS	34.5	-21.7	47.75	54	-6.25	-	-	129	154	V
4	5.46587	50.72	Pk	34.5	-21.7	63.52	-	-	68.2	-4.68	129	154	V
8	5.46869	38.68	RMS	34.5	-21.7	51.48	-	-	-	-	129	154	V
3	5.46998	48.46	Pk	34.6	-21.7	61.36	-	-	68.2	-6.84	129	154	V
7	5.46998	36.63	RMS	34.6	-21.7	49.53	-	-	-	-	129	154	V

* - indicates frequency in CFR47 Pt 15 / IC RSS-Restricted Band
Pk - Peak detector
RMS - RMS detection

UL VERIFICATION SERVICES INC.
47173 Benicia Street, Fremont, CA 94538; USA TEL:(510) 319-4000 FAX:(510) 661-0888

This report shall not be reproduced except in full, without the written approval of UL Verification Services Inc.

BANDEDGE (HIGH CHANNEL)

HORIZONTAL RESULT

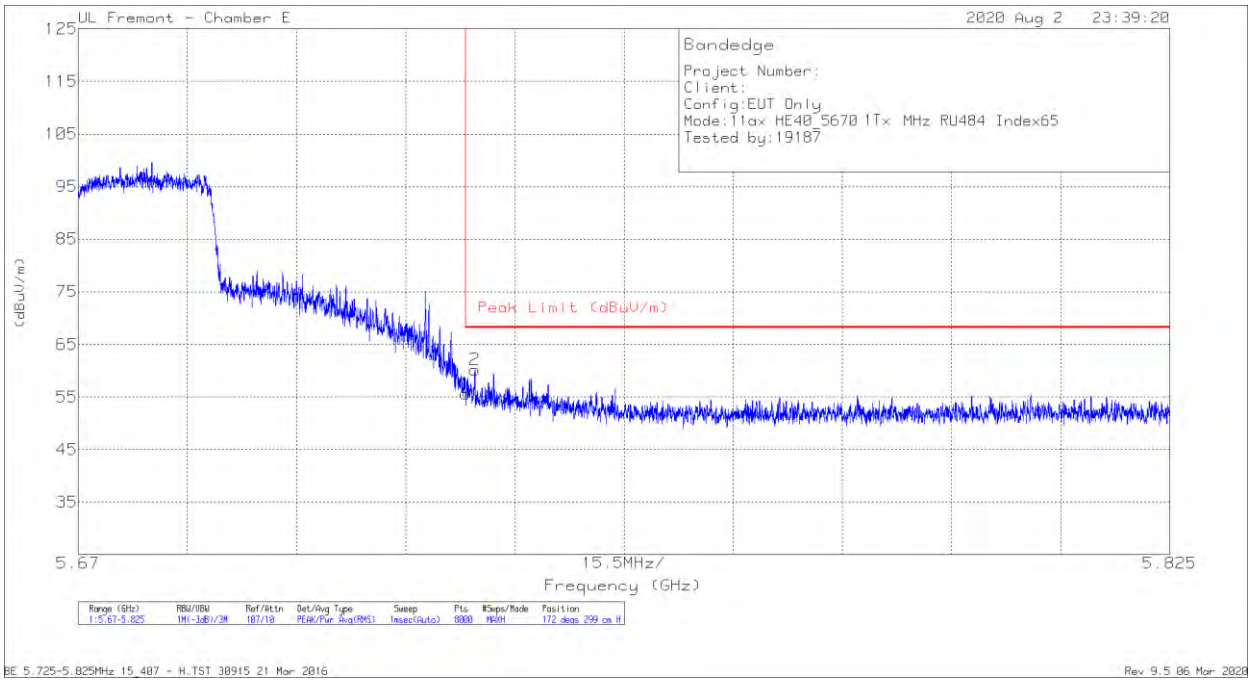

Marker	Frequency (GHz)	Meter Reading (dBuV)	Det	AF T712 (dB/m)	Amp/Cbl/Fltr/Pad (dB)	Corrected Reading (dBuV/m)	Peak Limit (dBuV/m)	PK Margin (dB)	Azimuth (Degs)	Height (cm)	Polarity
1	5.72501	42.11	Pk	34.7	-21.2	55.61	68.2	-12.59	172	299	H
2	5.72631	46.64	Pk	34.7	-21.2	60.14	68.2	-8.06	172	299	H

Pk - Peak detector

UL VERIFICATION SERVICES INC.
47173 Benicia Street, Fremont, CA 94538; USA TEL:(510) 319-4000 FAX:(510) 661-0888

This report shall not be reproduced except in full, without the written approval of UL Verification Services Inc.

VERTICAL RESULT

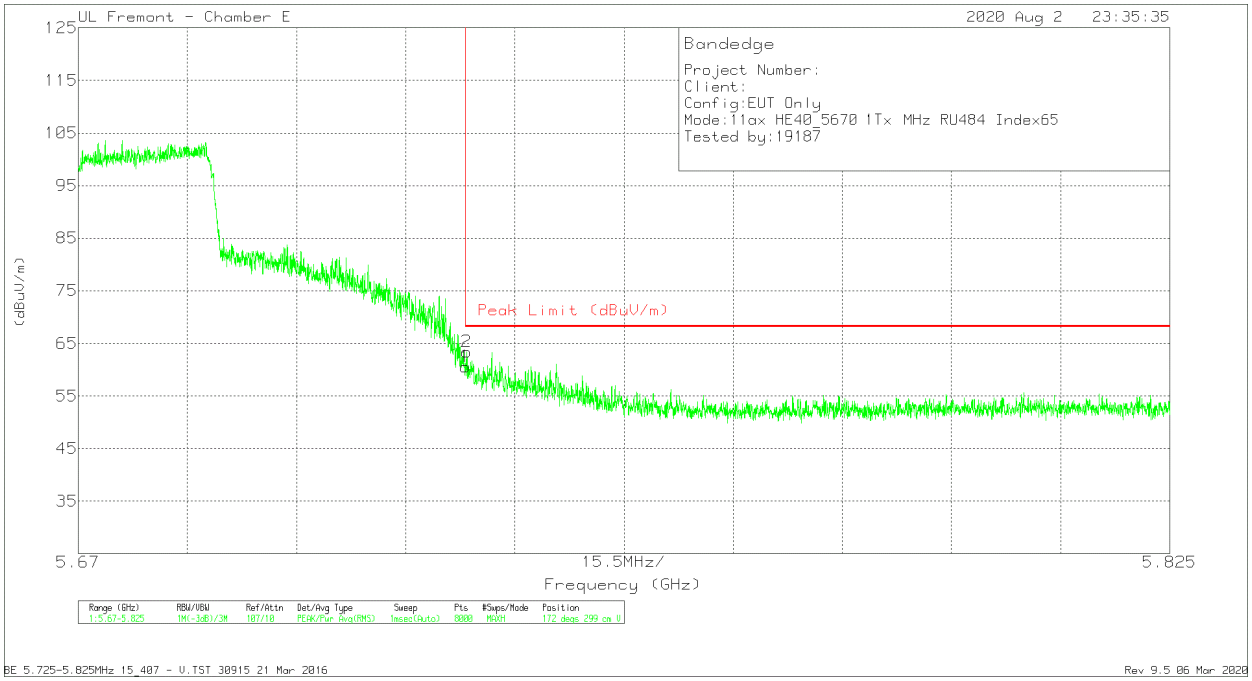

Marker	Frequency (GHz)	Meter Reading (dBuV)	Det	AF T712 (dB/m)	Amp/Cbl/Fltr/Pad (dB)	Corrected Reading (dBuV/m)	Peak Limit (dBuV/m)	PK Margin (dB)	Azimuth (Degs)	Height (cm)	Polarity
1	5.72501	47.02	Pk	34.7	-21.2	60.52	68.2	-7.68	172	299	V
2	5.72517	49.86	Pk	34.7	-21.2	63.36	68.2	-4.84	172	299	V

Pk - Peak detector

UL VERIFICATION SERVICES INC.
47173 Benicia Street, Fremont, CA 94538; USA TEL:(510) 319-4000 FAX:(510) 661-0888

This report shall not be reproduced except in full, without the written approval of UL Verification Services Inc.

1TX ANTENNA 6 – 26 Tones, RU Index 0

BANDEDGE (LOW CHANNEL)

HORIZONTAL RESULT

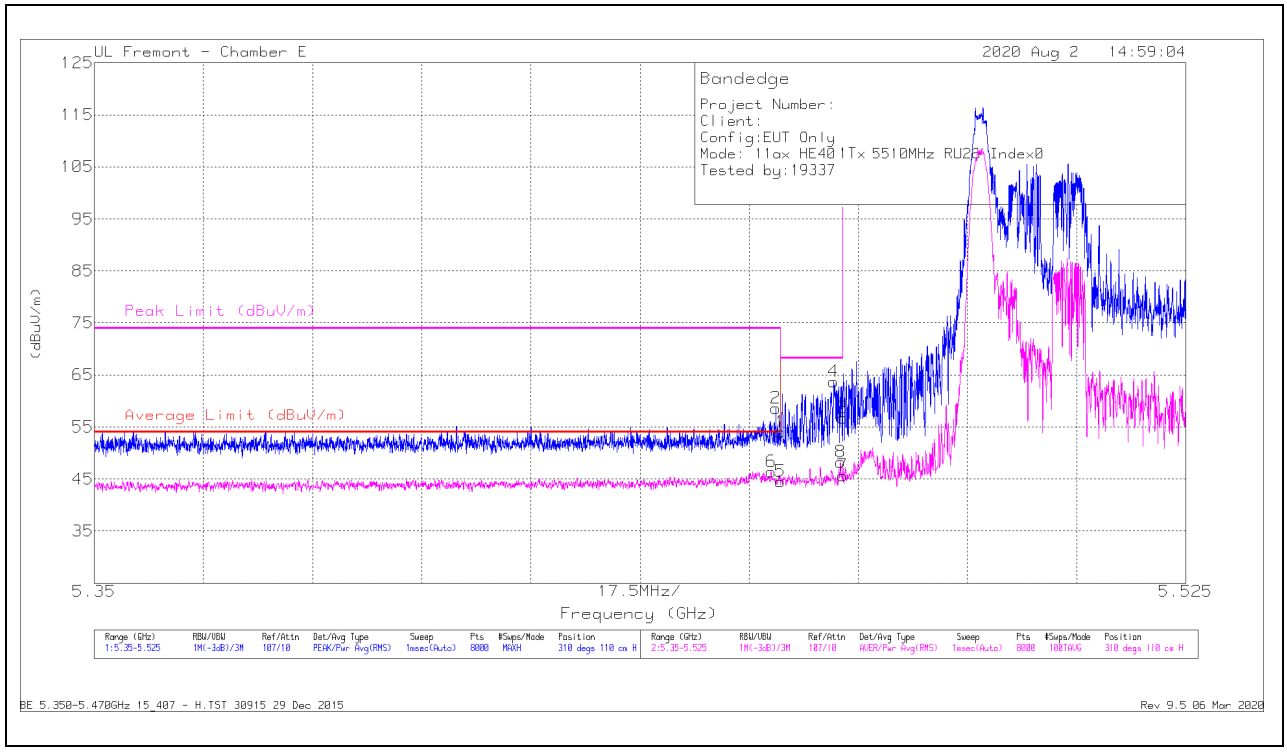

Marker	Frequency (GHz)	Meter Reading (dBuV)	Det	AF T712 (dB/m)	Amp/Cbl/Fltr/Pad (dB)	Corrected Reading (dBuV/m)	Average Limit (dBuV/m)	Margin (dB)	Peak Limit (dBuV/m)	PK Margin (dB)	Azimuth (Degs)	Height (cm)	Polarity
1	* 5.45998	41.18	Pk	34.5	-21.7	53.98	-	-	74	-20.02	310	110	H
2	* 5.45928	45.75	Pk	34.6	-21.7	58.65	-	-	74	-15.35	310	110	H
5	* 5.45998	31.72	RMS	34.5	-21.7	44.52	54	-9.48	-	-	310	110	H
6	* 5.45851	33.53	RMS	34.6	-21.7	46.43	54	-7.57	-	-	310	110	H
4	5.46854	50.89	Pk	34.5	-21.7	63.69	-	-	68.2	-4.51	310	110	H
8	5.46963	35.4	RMS	34.6	-21.7	48.3	-	-	-	-	310	110	H
3	5.46998	43.81	Pk	34.6	-21.7	56.71	-	-	68.2	-11.49	310	110	H
7	5.46998	32.74	RMS	34.6	-21.7	45.64	-	-	-	-	310	110	H

* - indicates frequency in CFR47 Pt 15 / IC RSS-Restricted Band
Pk - Peak detector
RMS - RMS detection

UL VERIFICATION SERVICES INC.
47173 Benicia Street, Fremont, CA 94538; USA TEL:(510) 319-4000 FAX:(510) 661-0888
This report shall not be reproduced except in full, without the written approval of UL Verification Services Inc.

VERTICAL RESULT

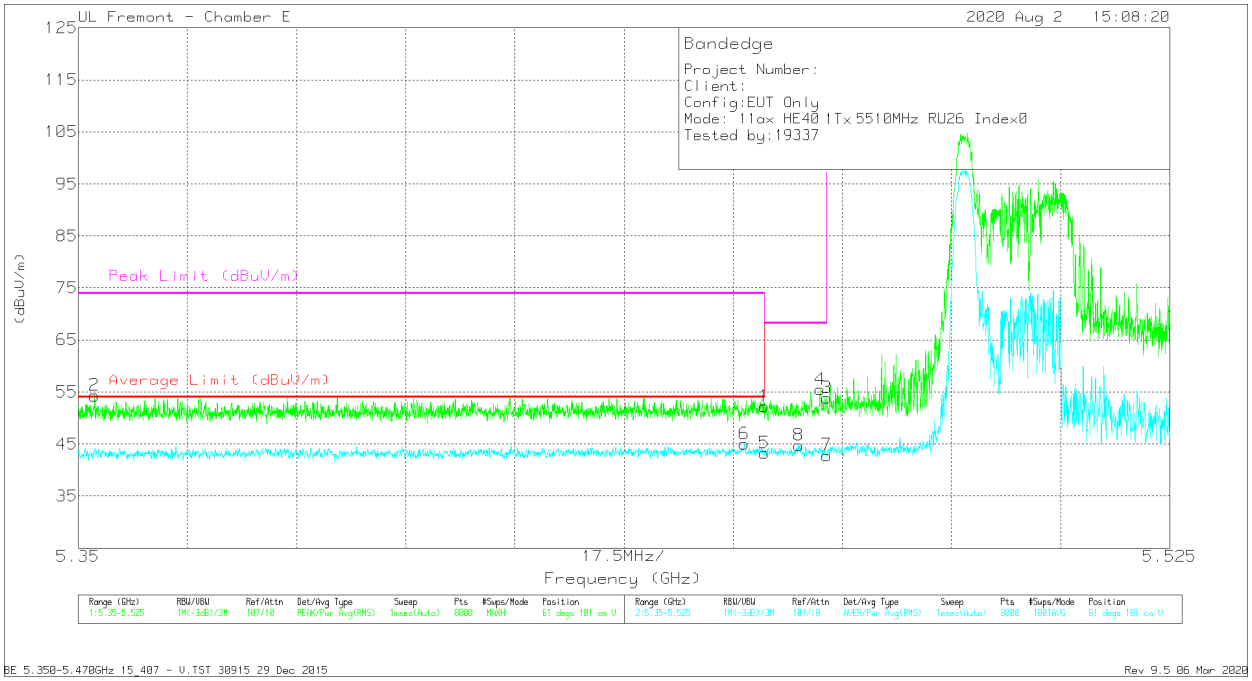

Marker	Frequency (GHz)	Meter Reading (dBuV)	Det	AF T712 (dB/m)	Amp/Cbl/Fltr/Pad (dB)	Corrected Reading (dBuV/m)	Average Limit (dBuV/m)	Margin (dB)	Peak Limit (dBuV/m)	PK Margin (dB)	Azimuth (Degs)	Height (cm)	Polarity
1	* 5.45998	39.48	Pk	34.5	-21.7	52.28	-	-	74	-21.72	61	101	V
2	* 5.3526	41.51	Pk	34.5	-21.7	54.31	-	-	74	-19.69	61	101	V
5	* 5.45998	30.44	RMS	34.5	-21.7	43.24	54	-10.76	-	-	61	101	V
6	* 5.45681	32.14	RMS	34.6	-21.7	45.04	54	-8.96	-	-	61	101	V
8	5.46547	31.94	RMS	34.5	-21.7	44.74	-	-	-	-	61	101	V
4	5.46897	42.64	Pk	34.5	-21.7	55.44	-	-	68.2	-12.76	61	101	V
3	5.46998	41.02	Pk	34.6	-21.7	53.92	-	-	68.2	-14.28	61	101	V
7	5.46998	29.94	RMS	34.6	-21.7	42.84	-	-	-	-	61	101	V

* - indicates frequency in CFR47 Pt 15 / IC RSS-Restricted Band
Pk - Peak detector
RMS - RMS detection

UL VERIFICATION SERVICES INC.
47173 Benicia Street, Fremont, CA 94538; USA TEL:(510) 319-4000 FAX:(510) 661-0888

This report shall not be reproduced except in full, without the written approval of UL Verification Services Inc.

1TX ANTENNA 6 – 26 Tones, RU Index 17

BANDEDGE (HIGH CHANNEL)

HORIZONTAL RESULT

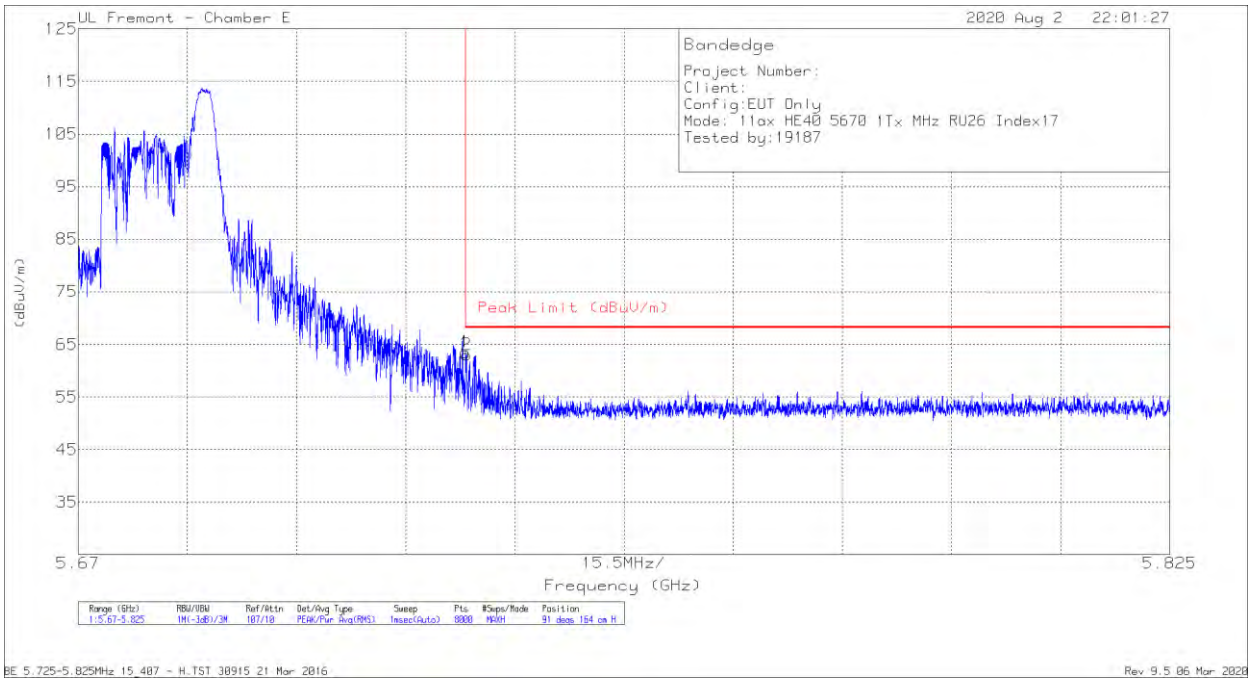

Marker	Frequency (GHz)	Meter Reading (dBuV)	Det	AF T712 (dB/m)	Amp/Cbl/Fltr/Pad (dB)	Corrected Reading (dBuV/m)	Peak Limit (dBuV/m)	PK Margin (dB)	Azimuth (Degs)	Height (cm)	Polarity
1	5.72501	49.96	Pk	34.7	-21.2	63.46	68.2	-4.74	91	164	H
2	5.72513	49.58	Pk	34.7	-21.2	63.08	68.2	-5.12	91	164	H

Pk - Peak detector

UL VERIFICATION SERVICES INC.
47173 Benicia Street, Fremont, CA 94538; USA TEL:(510) 319-4000 FAX:(510) 661-0888

This report shall not be reproduced except in full, without the written approval of UL Verification Services Inc.

VERTICAL RESULT

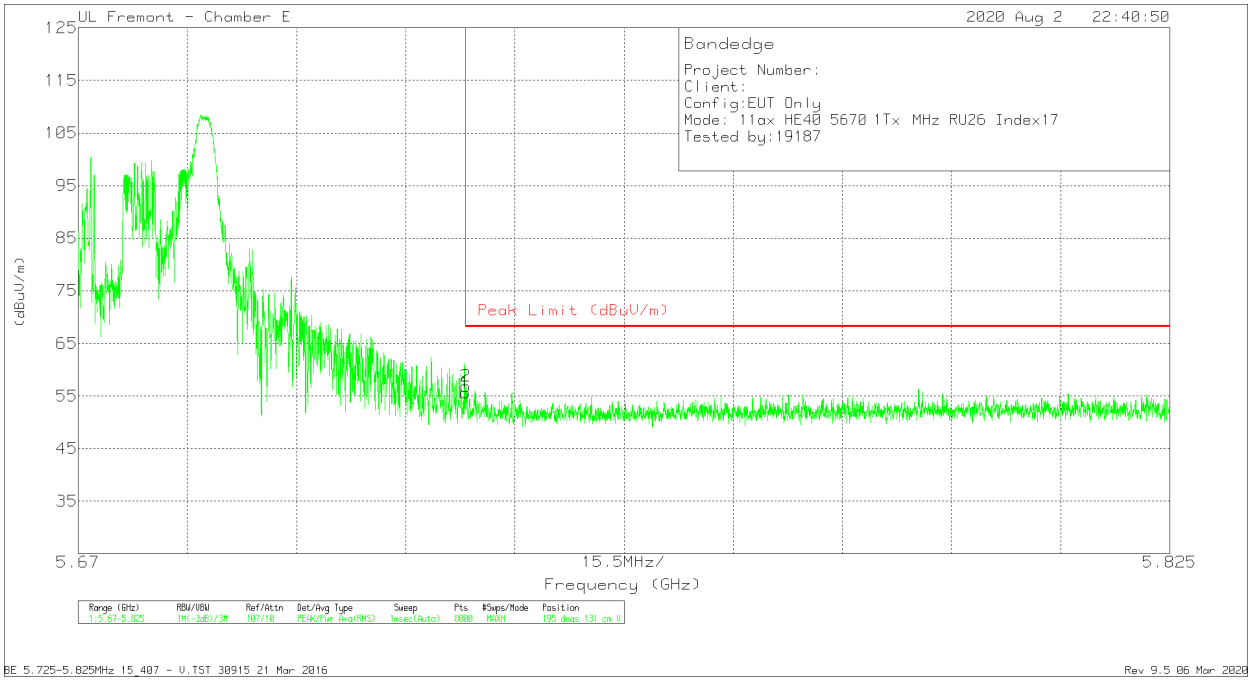

Marker	Frequency (GHz)	Meter Reading (dBuV)	Det	AF T712 (dB/m)	Amp/Cbl/Fltr/Pad (dB)	Corrected Reading (dBuV/m)	Peak Limit (dBuV/m)	PK Margin (dB)	Azimuth (Degs)	Height (cm)	Polarity
1	5.72501	42.16	Pk	34.7	-21.2	55.66	68.2	-12.54	195	131	V
2	5.72503	43.38	Pk	34.7	-21.2	56.88	68.2	-11.32	195	131	V

Pk - Peak detector

UL VERIFICATION SERVICES INC.
47173 Benicia Street, Fremont, CA 94538; USA TEL:(510) 319-4000 FAX:(510) 661-0888

This report shall not be reproduced except in full, without the written approval of UL Verification Services Inc.

1TX ANTENNA 5 – 484 Tones, RU Index 65

BANDEDGE (LOW CHANNEL)

HORIZONTAL RESULT

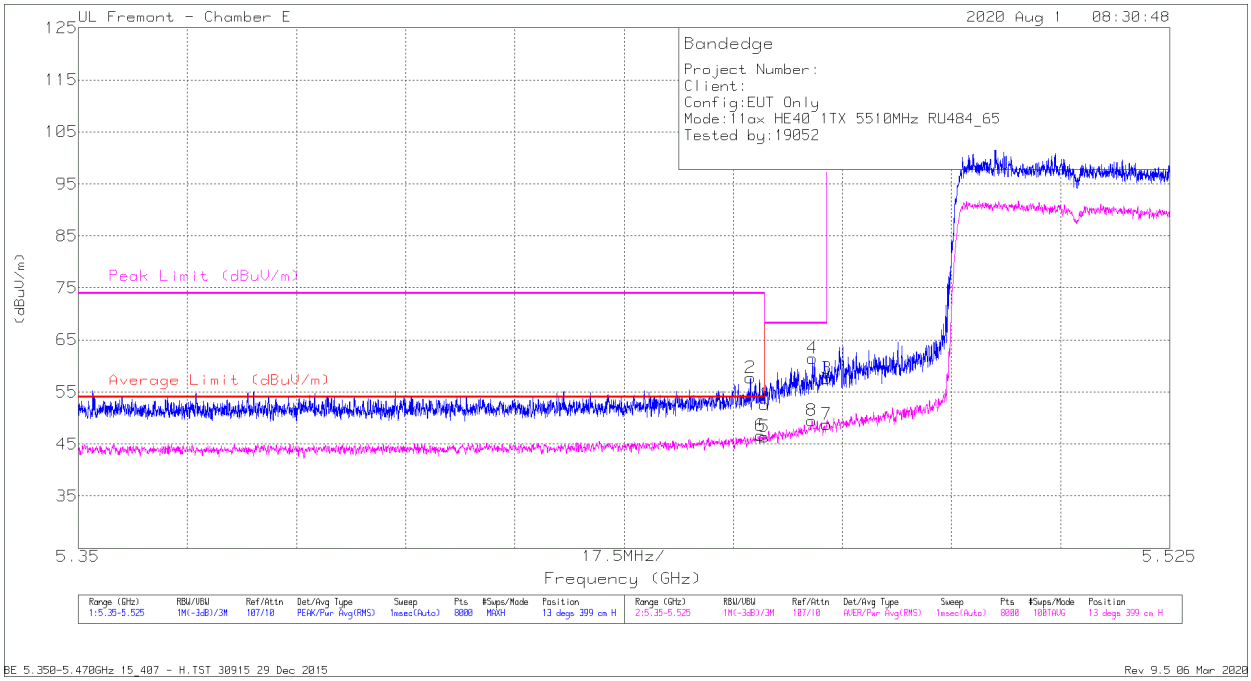

Marker	Frequency (GHz)	Meter Reading (dBuV)	Det	AF T712 (dB/m)	Amp/Cbl/Fltr/Pad (dB)	Corrected Reading (dBuV/m)	Average Limit (dBuV/m)	Margin (dB)	Peak Limit (dBuV/m)	PK Margin (dB)	Azimuth (Degs)	Height (cm)	Polarity
1	* 5.45998	39.87	Pk	34.5	-21.7	52.67	-	-	74	-21.33	13	399	H
2	* 5.45777	44.78	Pk	34.6	-21.7	57.68	-	-	74	-16.32	13	399	H
5	* 5.45998	33.54	RMS	34.5	-21.7	46.34	54	-7.66	-	-	13	399	H
6	* 5.45939	33.69	RMS	34.6	-21.7	46.59	54	-7.41	-	-	13	399	H
8	5.46764	36.67	RMS	34.5	-21.7	49.47	-	-	-	-	13	399	H
4	5.46773	48.64	Pk	34.5	-21.7	61.44	-	-	68.2	-6.76	13	399	H
3	5.46998	44.72	Pk	34.6	-21.7	57.62	-	-	68.2	-10.58	13	399	H
7	5.46998	35.89	RMS	34.6	-21.7	48.79	-	-	-	-	13	399	H

* - indicates frequency in CFR47 Pt 15 / IC RSS-Restricted Band
Pk - Peak detector
RMS - RMS detection

UL VERIFICATION SERVICES INC.
47173 Benicia Street, Fremont, CA 94538; USA TEL:(510) 319-4000 FAX:(510) 661-0888

This report shall not be reproduced except in full, without the written approval of UL Verification Services Inc.

VERTICAL RESULT

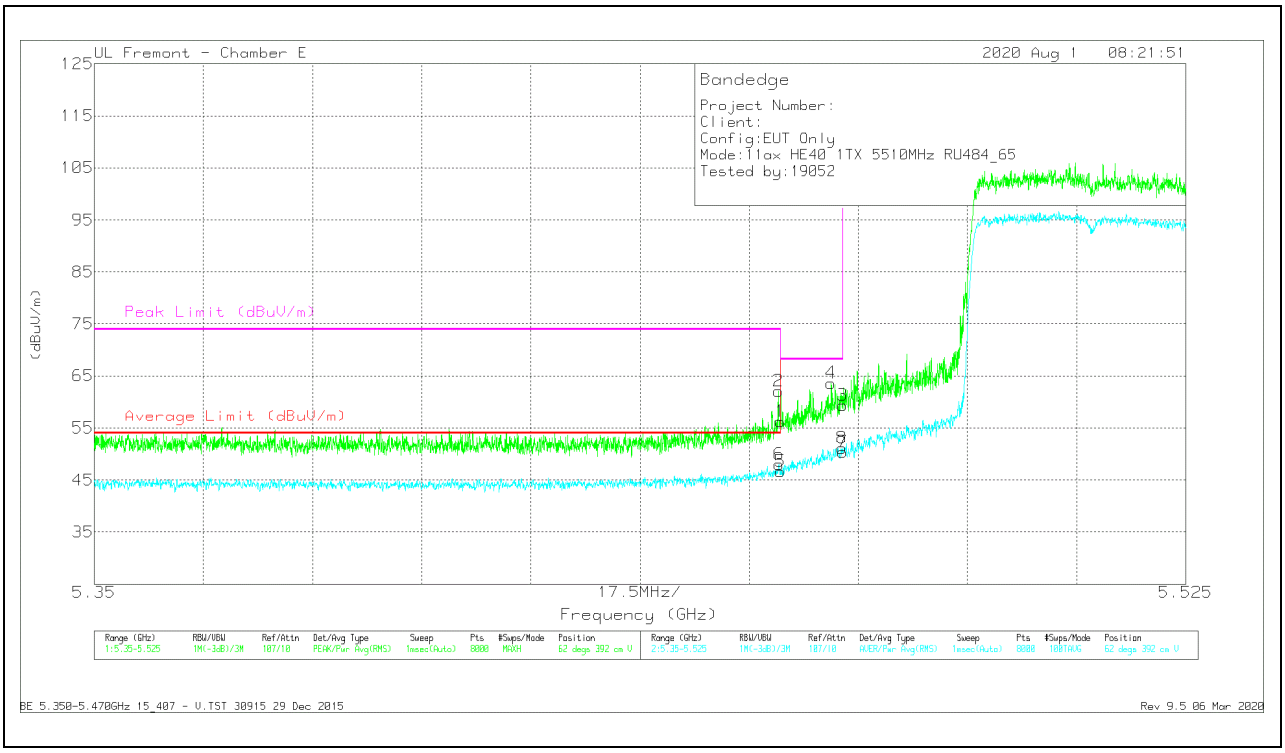

Marker	Frequency (GHz)	Meter Reading (dBuV)	Det	AF T712 (dB/m)	Amp/Cbl/Fltr/Pad (dB)	Corrected Reading (dBuV/m)	Average Limit (dBuV/m)	Margin (dB)	Peak Limit (dBuV/m)	PK Margin (dB)	Azimuth (Degs)	Height (cm)	Polarity
1	* 5.45998	43.47	Pk	34.5	-21.7	56.27	-	-	74	-17.73	62	392	V
2	* 5.45967	49.25	Pk	34.6	-21.7	62.15	-	-	74	-11.85	62	392	V
5	* 5.45998	33.83	RMS	34.5	-21.7	46.63	54	-7.37	-	-	62	392	V
6	* 5.45978	35.23	RMS	34.5	-21.7	48.03	54	-5.97	-	-	62	392	V
4	5.46816	50.85	Pk	34.5	-21.7	63.65	-	-	68.2	-4.55	62	392	V
8	5.46991	38.27	RMS	34.6	-21.7	51.17	-	-	-	-	62	392	V
3	5.46998	46.42	Pk	34.6	-21.7	59.32	-	-	68.2	-8.88	62	392	V
7	5.46998	37.49	RMS	34.6	-21.7	50.39	-	-	-	-	62	392	V

* - indicates frequency in CFR47 Pt 15 / IC RSS-Restricted Band
Pk - Peak detector
RMS - RMS detection

UL VERIFICATION SERVICES INC.
47173 Benicia Street, Fremont, CA 94538; USA TEL:(510) 319-4000 FAX:(510) 661-0888

This report shall not be reproduced except in full, without the written approval of UL Verification Services Inc.

BANDEDGE (HIGH CHANNEL)

HORIZONTAL RESULT

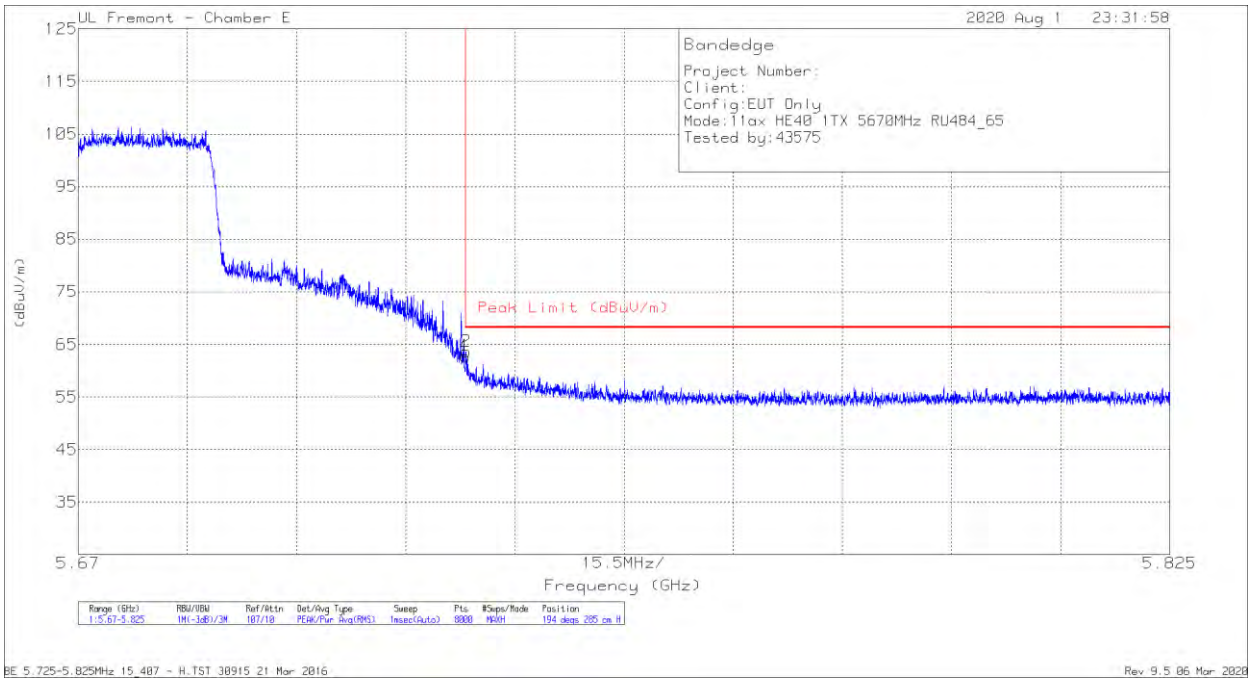

Marker	Frequency (GHz)	Meter Reading (dBuV)	Det	AF T712 (dB/m)	Amp/Cbl/Fltr/Pad (dB)	Corrected Reading (dBuV/m)	Peak Limit (dBuV/m)	PK Margin (dB)	Azimuth (Degs)	Height (cm)	Polarity
1	5.72501	49.27	Pk	34.7	-21.2	62.77	68.2	-5.43	194	285	H
2	5.72509	50.14	Pk	34.7	-21.2	63.64	68.2	-4.56	194	285	H

Pk - Peak detector

UL VERIFICATION SERVICES INC.
47173 Benicia Street, Fremont, CA 94538; USA TEL:(510) 319-4000 FAX:(510) 661-0888

This report shall not be reproduced except in full, without the written approval of UL Verification Services Inc.

VERTICAL RESULT

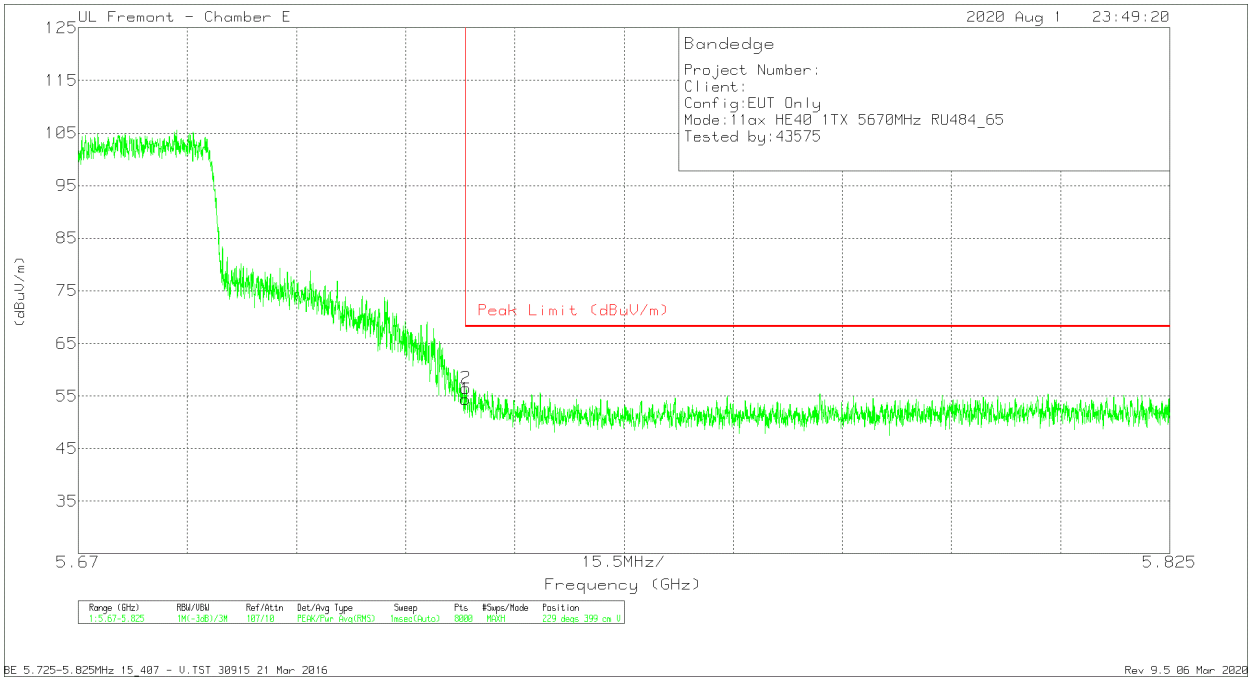

Marker	Frequency (GHz)	Meter Reading (dBuV)	Det	AF T712 (dB/m)	Amp/Cbl/Fltr/Pad (dB)	Corrected Reading (dBuV/m)	Peak Limit (dBuV/m)	PK Margin (dB)	Azimuth (Degs)	Height (cm)	Polarity
1	5.72501	40.88	Pk	34.7	-21.2	54.38	68.2	-13.82	229	399	V
2	5.72509	42.99	Pk	34.7	-21.2	56.49	68.2	-11.71	229	399	V

Pk - Peak detector

UL VERIFICATION SERVICES INC.
47173 Benicia Street, Fremont, CA 94538; USA TEL:(510) 319-4000 FAX:(510) 661-0888

This report shall not be reproduced except in full, without the written approval of UL Verification Services Inc.

1TX ANTENNA 5 – 26 Tones, RU Index 0

BANDEDGE (LOW CHANNEL)

HORIZONTAL RESULT

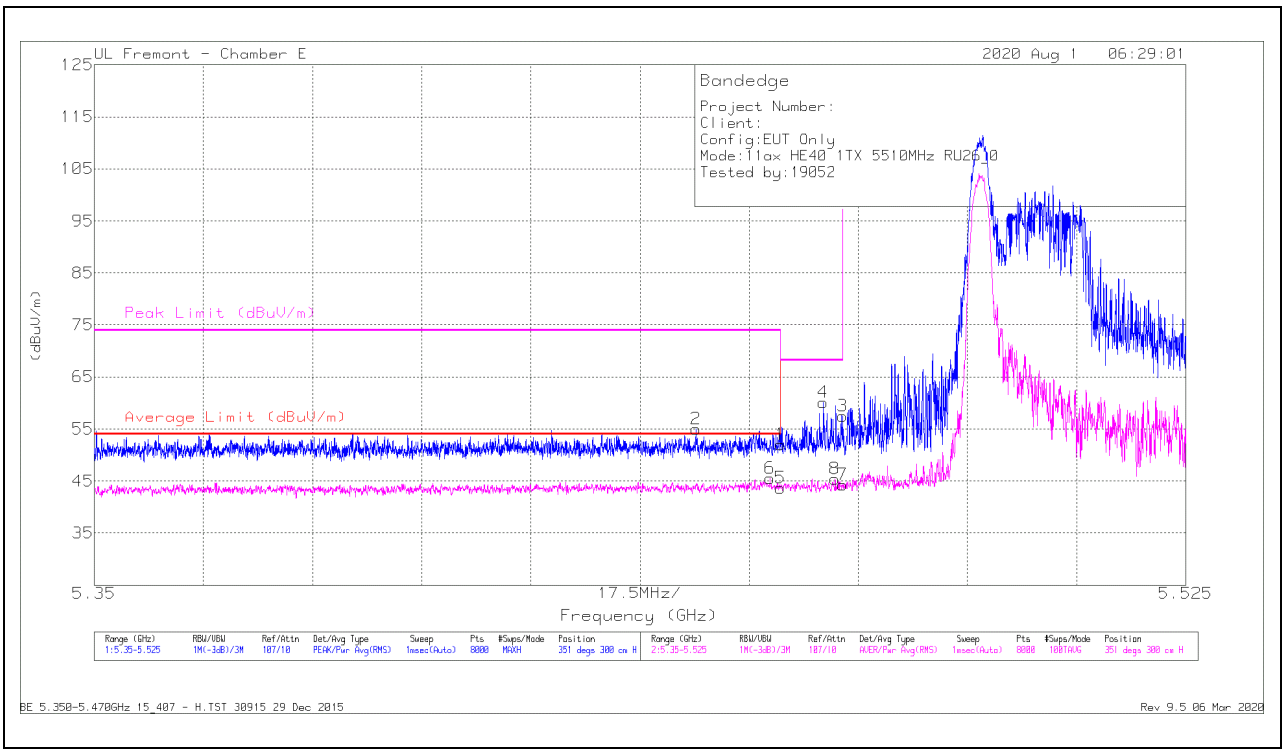

Marker	Frequency (GHz)	Meter Reading (dBuV)	Det	AF T712 (dB/m)	Amp/Cbl/Fltr/Pad (dB)	Corrected Reading (dBuV/m)	Average Limit (dBuV/m)	Margin (dB)	Peak Limit (dBuV/m)	PK Margin (dB)	Azimuth (Degs)	Height (cm)	Polarity
1	* 5.45998	39.18	Pk	34.5	-21.7	51.98	-	-	74	-22.02	351	300	H
2	* 5.44646	42.15	Pk	34.5	-21.7	54.95	-	-	74	-19.05	351	300	H
5	* 5.45998	30.9	RMS	34.5	-21.7	43.7	54	-10.3	-	-	351	300	H
6	* 5.45834	32.57	RMS	34.6	-21.7	45.47	54	-8.53	-	-	351	300	H
4	5.46689	47.26	Pk	34.5	-21.7	60.06	-	-	68.2	-8.14	351	300	H
8	5.46878	32.62	RMS	34.5	-21.7	45.42	-	-	-	-	351	300	H
3	5.46998	44.56	Pk	34.6	-21.7	57.46	-	-	68.2	-10.74	351	300	H
7	5.46998	31.4	RMS	34.6	-21.7	44.3	-	-	-	-	351	300	H

* - indicates frequency in CFR47 Pt 15 / IC RSS-Restricted Band
Pk - Peak detector
RMS - RMS detection

UL VERIFICATION SERVICES INC.
47173 Benicia Street, Fremont, CA 94538; USA TEL:(510) 319-4000 FAX:(510) 661-0888
This report shall not be reproduced except in full, without the written approval of UL Verification Services Inc.

VERTICAL RESULT

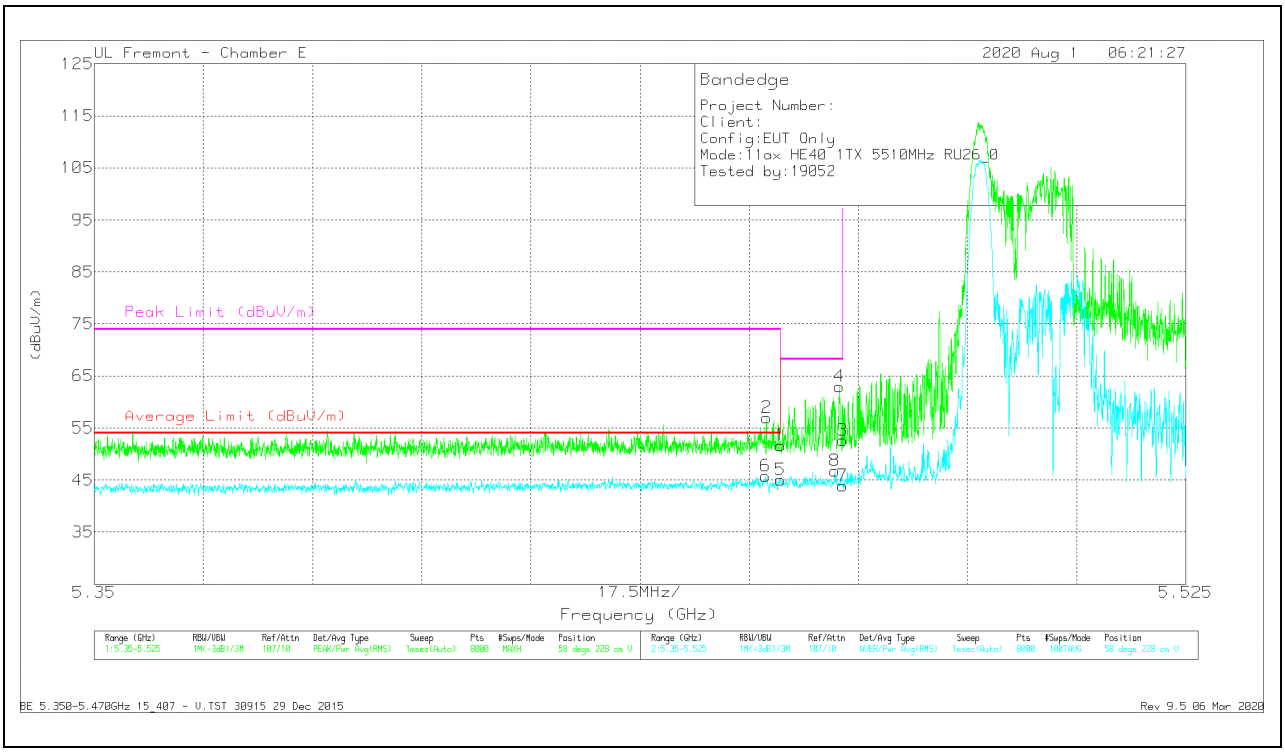

Marker	Frequency (GHz)	Meter Reading (dBuV)	Det	AF T712 (dB/m)	Amp/Cbl/Fltr/Pad (dB)	Corrected Reading (dBuV/m)	Average Limit (dBuV/m)	Margin (dB)	Peak Limit (dBuV/m)	PK Margin (dB)	Azimuth (Degs)	Height (cm)	Polarity
1	* 5.45998	38.89	Pk	34.5	-21.7	51.69	-	-	74	-22.31	58	228	V
2	* 5.45779	44.14	Pk	34.6	-21.7	57.04	-	-	74	-16.96	58	228	V
5	* 5.45998	32.21	RMS	34.5	-21.7	45.01	54	-8.99	-	-	58	228	V
6	* 5.45764	32.88	RMS	34.6	-21.7	45.78	54	-8.22	-	-	58	228	V
8	5.46871	33.99	RMS	34.5	-21.7	46.79	-	-	-	-	58	228	V
4	5.46945	50.1	Pk	34.6	-21.7	63	-	-	68.2	-5.2	58	228	V
3	5.46998	39.76	Pk	34.6	-21.7	52.66	-	-	68.2	-15.54	58	228	V
7	5.46998	30.96	RMS	34.6	-21.7	43.86	-	-	-	-	58	228	V

* - indicates frequency in CFR47 Pt 15 / IC RSS-Restricted Band
Pk - Peak detector
RMS - RMS detection

UL VERIFICATION SERVICES INC.
47173 Benicia Street, Fremont, CA 94538; USA TEL:(510) 319-4000 FAX:(510) 661-0888

This report shall not be reproduced except in full, without the written approval of UL Verification Services Inc.

1TX ANTENNA 5 – 26 Tones, RU Index 17

BANDEDGE (HIGH CHANNEL)

HORIZONTAL RESULT

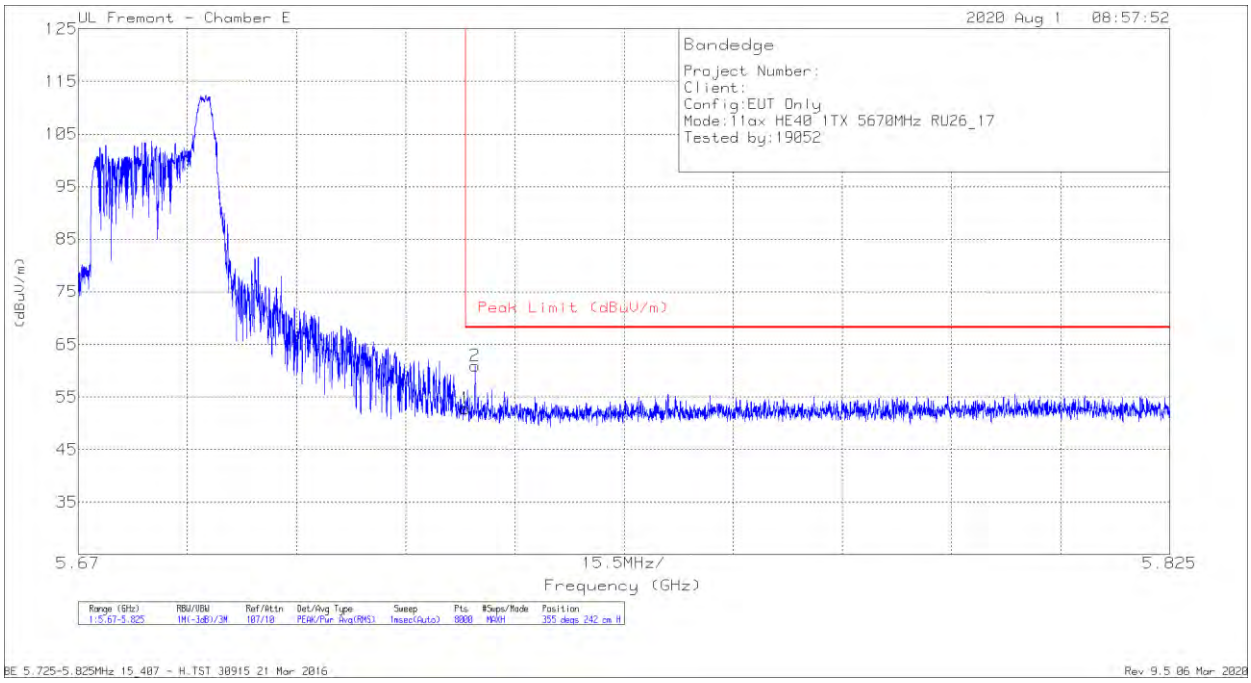

Marker	Frequency (GHz)	Meter Reading (dBuV)	Det	AF T712 (dB/m)	Amp/Cbl/Fltr/Pad (dB)	Corrected Reading (dBuV/m)	Peak Limit (dBuV/m)	PK Margin (dB)	Azimuth (Degs)	Height (cm)	Polarity
1	5.72501	39.28	Pk	34.7	-21.2	52.78	68.2	-15.42	355	242	H
2	5.72635	47.45	Pk	34.7	-21.2	60.95	68.2	-7.25	355	242	H

Pk - Peak detector

UL VERIFICATION SERVICES INC.
47173 Benicia Street, Fremont, CA 94538; USA TEL:(510) 319-4000 FAX:(510) 661-0888

This report shall not be reproduced except in full, without the written approval of UL Verification Services Inc.

VERTICAL RESULT

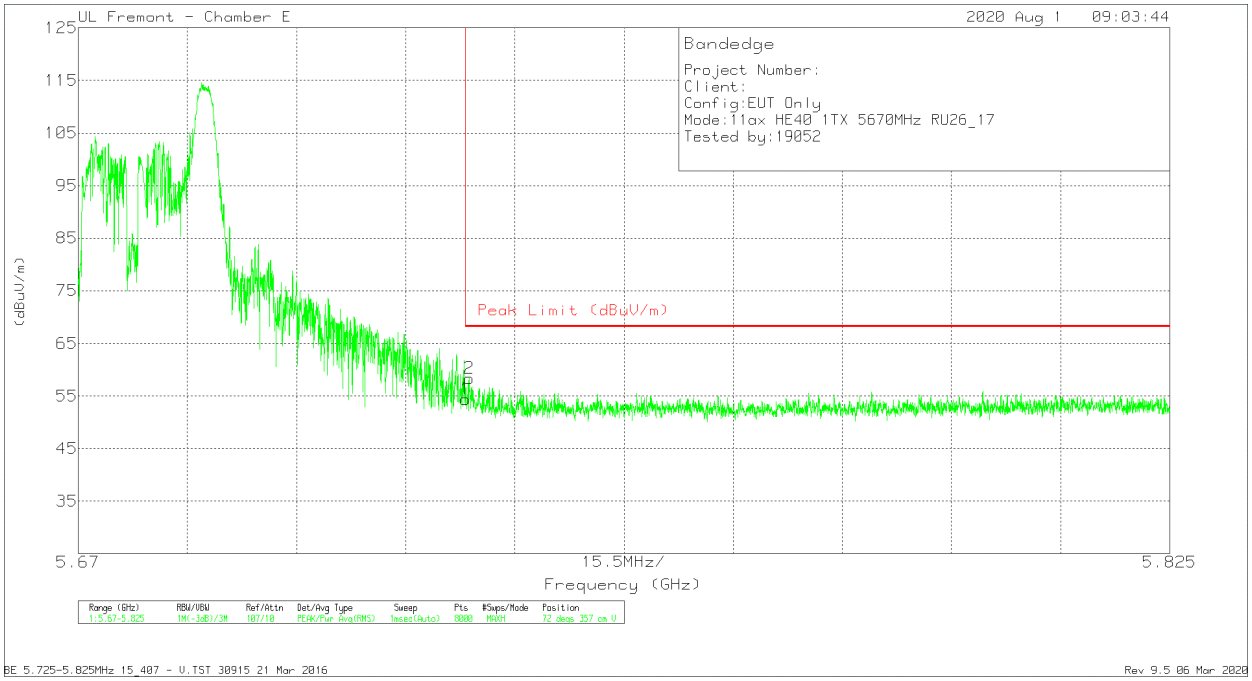

Marker	Frequency (GHz)	Meter Reading (dBuV)	Det	AF T712 (dB/m)	Amp/Cbl/Fltr/Pad (dB)	Corrected Reading (dBuV/m)	Peak Limit (dBuV/m)	PK Margin (dB)	Azimuth (Degs)	Height (cm)	Polarity
1	5.72501	40.95	Pk	34.7	-21.2	54.45	68.2	-13.75	72	357	V
2	5.7255	44.81	Pk	34.7	-21.2	58.31	68.2	-9.89	72	357	V

Pk - Peak detector

UL VERIFICATION SERVICES INC.
47173 Benicia Street, Fremont, CA 94538; USA TEL:(510) 319-4000 FAX:(510) 661-0888

This report shall not be reproduced except in full, without the written approval of UL Verification Services Inc.

2TX ANTENNA 6 + ANTENNA 5 OFDMA MODE – 484 Tones, RU Index 65

BANDEDGE (LOW CHANNEL)

HORIZONTAL RESULT

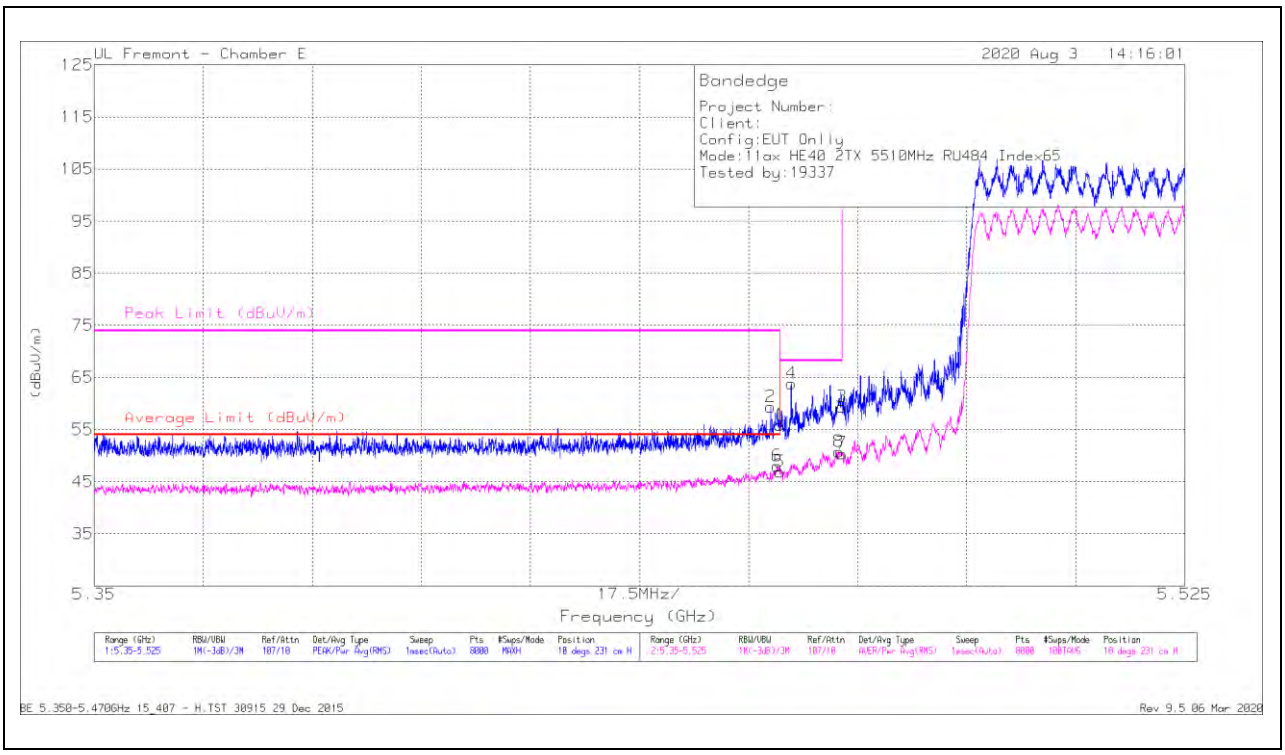

Marker	Frequency (GHz)	Meter Reading (dBuV)	Det	AF T712 (dB/m)	Amp/Cbl/Fltr/Pad (dB)	Corrected Reading (dBuV/m)	Average Limit (dBuV/m)	Margin (dB)	Peak Limit (dBuV/m)	PK Margin (dB)	Azimuth (Degs)	Height (cm)	Polarity
1	* 5.45998	43.1	Pk	34.5	-21.7	55.9	-	-	74	-18.1	10	231	H
2	* 5.45854	46.5	Pk	34.6	-21.7	59.4	-	-	74	-14.6	10	231	H
5	* 5.45998	34.1	RMS	34.5	-21.7	46.9	54	-7.1	-	-	10	231	H
6	* 5.45961	35.14	RMS	34.6	-21.7	48.04	54	-5.96	-	-	10	231	H
4	5.46184	50.99	Pk	34.5	-21.7	63.79	-	-	68.2	-4.41	10	231	H
8	5.46943	37.89	RMS	34.6	-21.7	50.79	-	-	-	-	10	231	H
3	5.46998	46.49	Pk	34.6	-21.7	59.39	-	-	68.2	-8.81	10	231	H
7	5.46998	37.54	RMS	34.6	-21.7	50.44	-	-	-	-	10	231	H

* - indicates frequency in CFR47 Pt 15 / IC RSS-Restricted Band
Pk - Peak detector
RMS - RMS detection

UL VERIFICATION SERVICES INC.
47173 Benicia Street, Fremont, CA 94538; USA TEL:(510) 319-4000 FAX:(510) 661-0888

This report shall not be reproduced except in full, without the written approval of UL Verification Services Inc.

VERTICAL RESULT

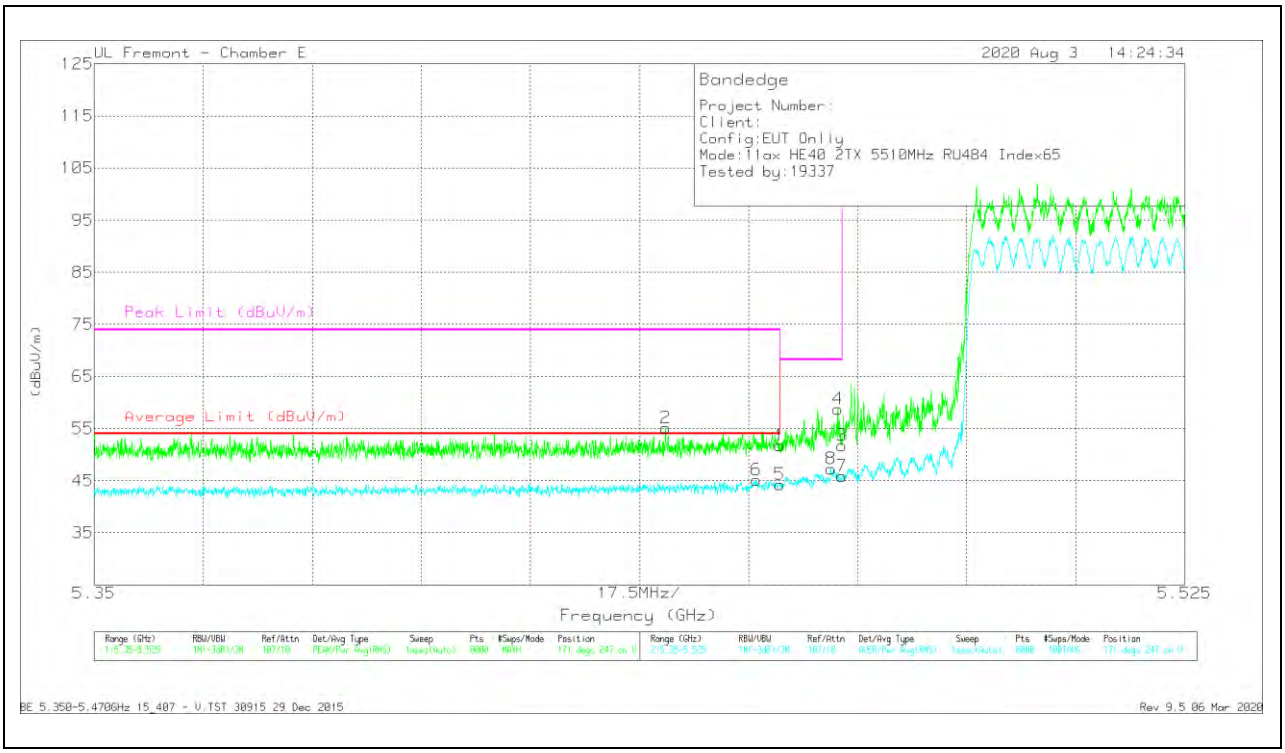

Marker	Frequency (GHz)	Meter Reading (dBuV)	Det	AF T712 (dB/m)	Amp/Cbl/Fltr/Pad (dB)	Corrected Reading (dBuV/m)	Average Limit (dBuV/m)	Margin (dB)	Peak Limit (dBuV/m)	PK Margin (dB)	Azimuth (Degs)	Height (cm)	Polarity
1	* 5.45998	38.98	Pk	34.5	-21.7	51.78	-	-	74	-22.22	171	247	V
2	* 5.44167	42.36	Pk	34.5	-21.7	55.16	-	-	74	-18.84	171	247	V
5	* 5.45998	31.46	RMS	34.5	-21.7	44.26	54	-9.74	-	-	171	247	V
6	* 5.45622	32.22	RMS	34.6	-21.7	45.12	54	-8.88	-	-	171	247	V
8	5.46819	34.41	RMS	34.5	-21.7	47.21	-	-	-	-	171	247	V
4	5.46932	45.82	Pk	34.6	-21.7	58.72	-	-	68.2	-9.48	171	247	V
3	5.46998	38.8	Pk	34.6	-21.7	51.7	-	-	68.2	-16.5	171	247	V
7	5.46998	32.99	RMS	34.6	-21.7	45.89	-	-	-	-	171	247	V

* - indicates frequency in CFR47 Pt 15 / IC RSS-Restricted Band
Pk - Peak detector
RMS - RMS detection

UL VERIFICATION SERVICES INC.
47173 Benicia Street, Fremont, CA 94538; USA TEL:(510) 319-4000 FAX:(510) 661-0888

This report shall not be reproduced except in full, without the written approval of UL Verification Services Inc.

BANDEDGE (HIGH CHANNEL)

HORIZONTAL RESULT

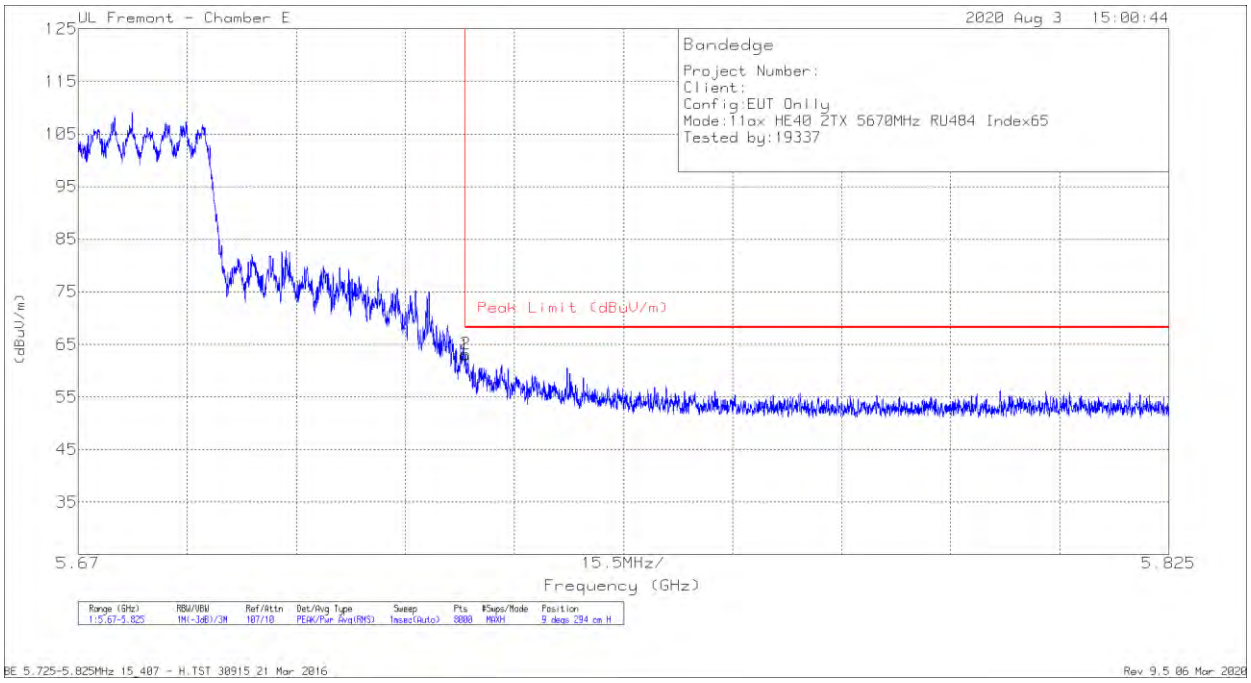

Marker	Frequency (GHz)	Meter Reading (dBuV)	Det	AF T712 (dB/m)	Amp/Cbl/Fltr/Pad (dB)	Corrected Reading (dBuV/m)	Peak Limit (dBuV/m)	PK Margin (dB)	Azimuth (Degs)	Height (cm)	Polarity
1	5.72501	49.4	Pk	34.7	-21.2	62.9	68.2	-5.3	9	294	H
2	5.72505	49.64	Pk	34.7	-21.2	63.14	68.2	-5.06	9	294	H

Pk - Peak detector

UL VERIFICATION SERVICES INC.
47173 Benicia Street, Fremont, CA 94538; USA TEL:(510) 319-4000 FAX:(510) 661-0888

This report shall not be reproduced except in full, without the written approval of UL Verification Services Inc.

VERTICAL RESULT

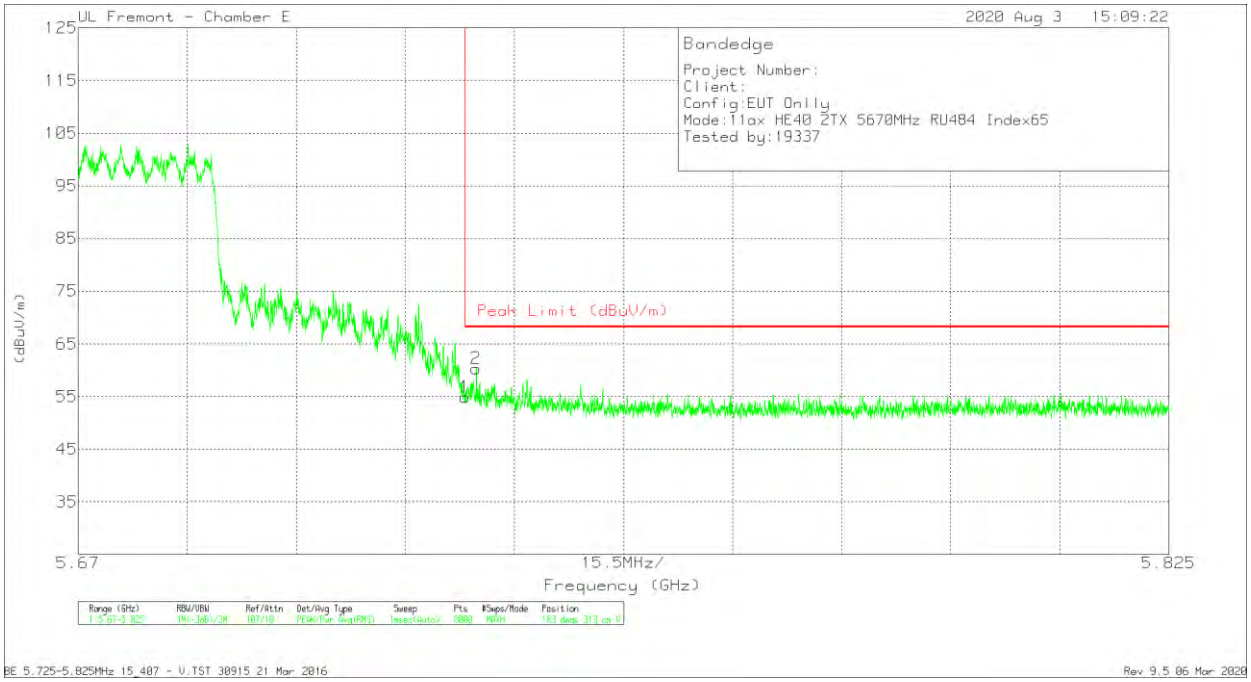

Marker	Frequency (GHz)	Meter Reading (dBuV)	Det	AF T712 (dB/m)	Amp/Cbl/Fltr/Pad (dB)	Corrected Reading (dBuV/m)	Peak Limit (dBuV/m)	PK Margin (dB)	Azimuth (Degs)	Height (cm)	Polarity
1	5.72501	41.38	Pk	34.7	-21.2	54.88	68.2	-13.32	183	313	V
2	5.72658	46.81	Pk	34.7	-21.2	60.31	68.2	-7.89	183	313	V

Pk - Peak detector

UL VERIFICATION SERVICES INC.
47173 Benicia Street, Fremont, CA 94538; USA TEL:(510) 319-4000 FAX:(510) 661-0888

This report shall not be reproduced except in full, without the written approval of UL Verification Services Inc.

HARMONICS AND SPURIOUS EMISSIONS

LOW CHANNEL RESULTS

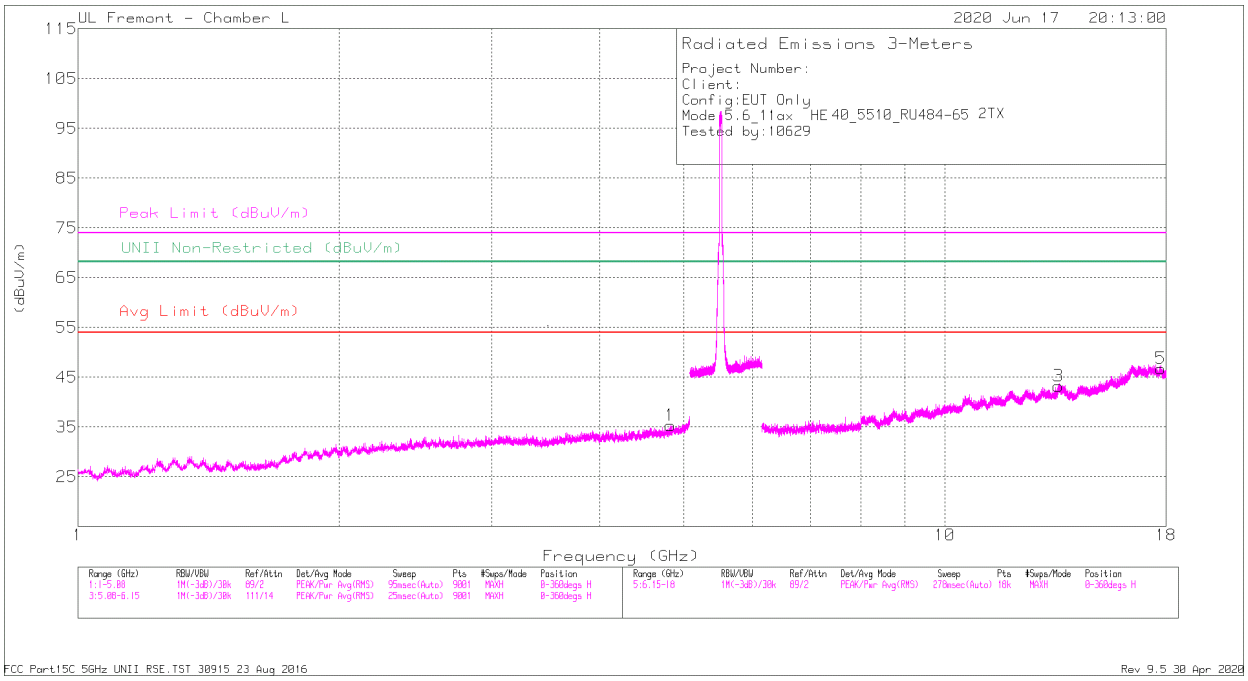

HORIZONTAL

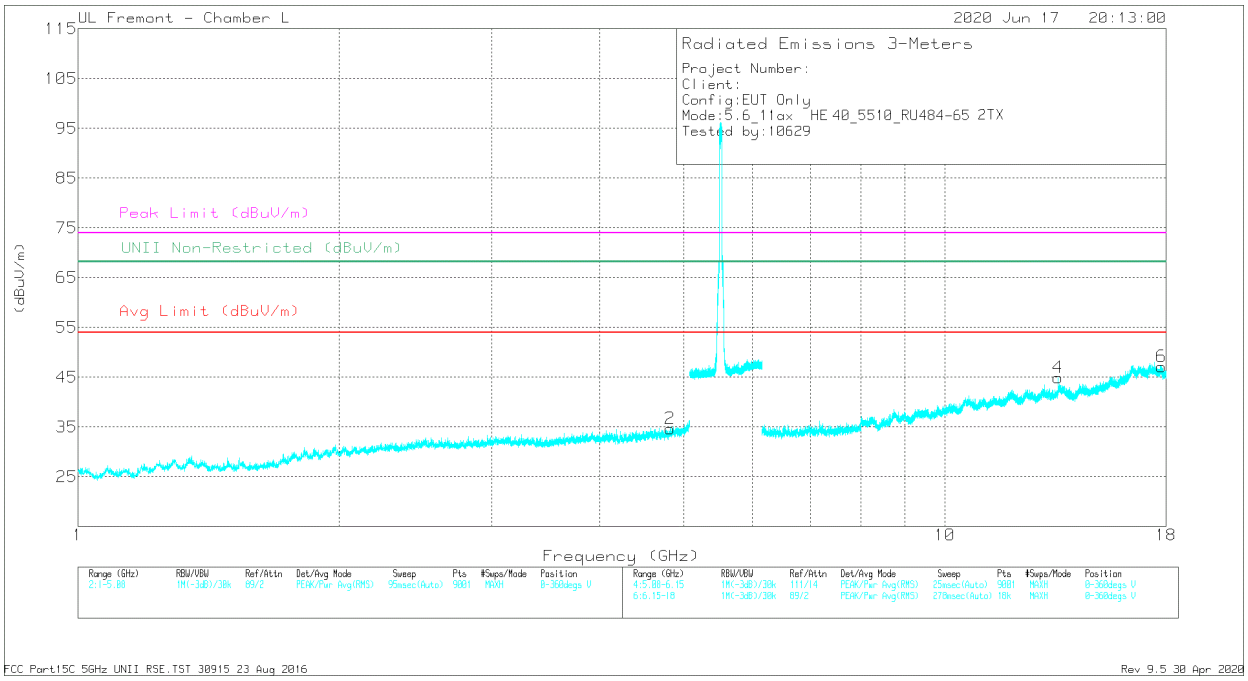

VERTICAL

UL VERIFICATION SERVICES INC.
47173 Benicia Street, Fremont, CA 94538; USA TEL:(510) 319-4000 FAX:(510) 661-0888

This report shall not be reproduced except in full, without the written approval of UL Verification Services Inc.

RADIATED EMISSIONS

Marker	Frequency (GHz)	Meter Reading (dBuV)	Det	AF 344 (dB/m)	Amp/Cbl/Fltr/Pad (dB)	Corrected Reading (dBuV/m)	Avg Limit (dBuV/m)	Margin (dB)	Peak Limit (dBuV/m)	PK Margin (dB)	UNII Non-Restricted (dBuV/m)	PK Margin (dB)	Azimuth (Degs)	Height (cm)	Polarity
1	* 4.82452	37.2	PK-U	34.2	-27.3	44.1	-	-	74	-29.9	-	-	107	105	H
	* 4.82632	26.38	ADR	34.2	-27.3	33.28	54	-20.72	-	-	-	-	107	105	H
2	* 4.81716	35.62	PK-U	34.2	-27.2	42.62	-	-	74	-31.38	-	-	15	204	V
	* 4.8194	24.9	ADR	34.2	-27.2	31.9	54	-22.1	-	-	-	-	15	204	V
5	* 17.76339	29.96	PK-U	41.7	-16.7	54.96	-	-	74	-19.04	-	-	296	358	H
	* 17.76036	20.01	ADR	41.6	-16.7	44.91	54	-9.09	-	-	-	-	296	358	H
3	13.52299	31.88	PK-U	38.8	-19.3	51.38	-	-	-	-	68.2	-16.82	349	233	H
4	13.51603	34.18	PK-U	38.9	-19.3	53.78	-	-	-	-	68.2	-14.42	298	367	V
6	* 17.78221	29.5	PK-U	41.6	-16.6	54.5	-	-	74	-19.5	-	-	133	277	V
	* 17.78308	19.03	ADR	41.5	-16.6	43.93	54	-10.07	-	-	-	-	133	277	V

* - indicates frequency in CFR47 Pt 15 / IC RSS-Restricted Band
PK-U - U-NII: Maximum Peak
ADR - U-NII AD primary method, RMS average

UL VERIFICATION SERVICES INC.
47173 Benicia Street, Fremont, CA 94538; USA TEL:(510) 319-4000 FAX:(510) 661-0888
This report shall not be reproduced except in full, without the written approval of UL Verification Services Inc.

MID CHANNEL RESULTS

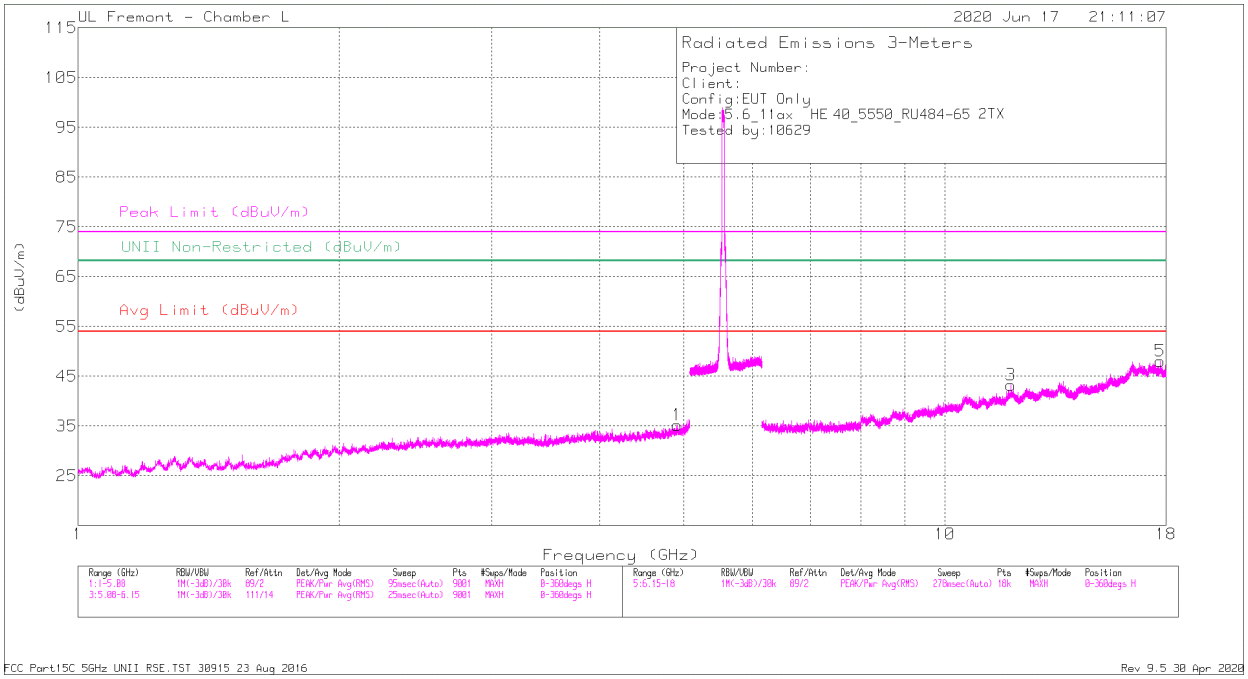

HORIZONTAL

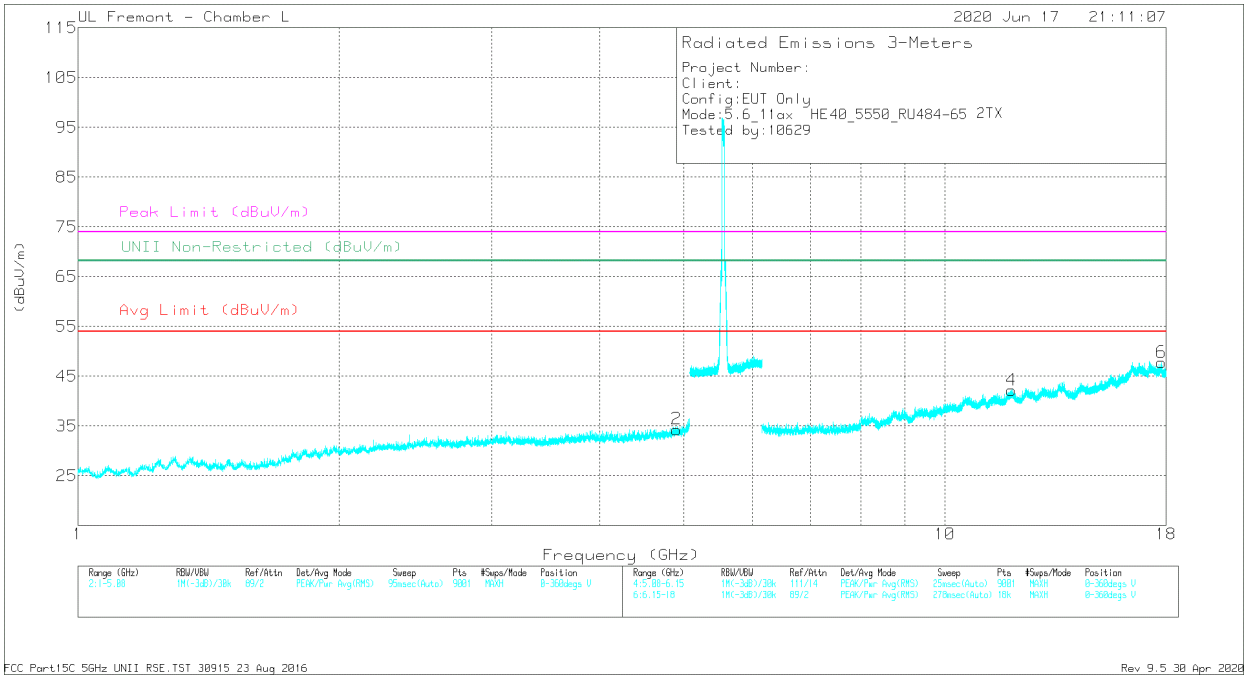

VERTICAL

UL VERIFICATION SERVICES INC.
47173 Benicia Street, Fremont, CA 94538; USA TEL:(510) 319-4000 FAX:(510) 661-0888

This report shall not be reproduced except in full, without the written approval of UL Verification Services Inc.

RADIATED EMISSIONS

Marker	Frequency (GHz)	Meter Reading (dBuV)	Det	AF 344 (dB/m)	Amp/Cbl/Fltr/Pad (dB)	Corrected Reading (dBuV/m)	Avg Limit (dBuV/m)	Margin (dB)	Peak Limit (dBuV/m)	PK Margin (dB)	Azimuth (Degs)	Height (cm)	Polarity
1	* 4.91448	36.38	PK-U	34.1	-26	44.48	-	-	74	-29.52	324	384	H
	* 4.91525	26.33	ADR	34.1	-26	34.43	54	-19.57	-	-	324	384	H
2	* 4.90769	35.82	PK-U	34.1	-25.9	44.02	-	-	74	-29.98	41	186	V
	* 4.90781	24.88	ADR	34.1	-25.9	33.08	54	-20.92	-	-	41	186	V
3	* 11.91618	32.13	PK-U	38.6	-19.7	51.03	-	-	74	-22.97	120	338	H
	* 11.91402	21.05	ADR	38.6	-19.7	39.95	54	-14.05	-	-	120	338	H
5	* 17.7264	30.33	PK-U	41.7	-16.7	55.33	-	-	74	-18.67	276	361	H
	* 17.72675	20.42	ADR	41.7	-16.7	45.42	54	-8.58	-	-	276	361	H
4	* 11.93777	31.42	PK-U	38.7	-19.5	50.62	-	-	74	-23.38	347	151	V
	* 11.93909	20.91	ADR	38.7	-19.5	40.11	54	-13.89	-	-	347	151	V
6	* 17.78862	29.59	PK-U	41.4	-16.5	54.49	-	-	74	-19.51	118	229	V
	* 17.78997	19.08	ADR	41.5	-16.5	44.08	54	-9.92	-	-	118	229	V

* - indicates frequency in CFR47 Pt 15 / IC RSS-Restricted Band
PK-U - U-NII: Maximum Peak
ADR - U-NII AD primary method, RMS average

UL VERIFICATION SERVICES INC.
47173 Benicia Street, Fremont, CA 94538; USA TEL:(510) 319-4000 FAX:(510) 661-0888
This report shall not be reproduced except in full, without the written approval of UL Verification Services Inc.

HIGH CHANNEL RESULTS

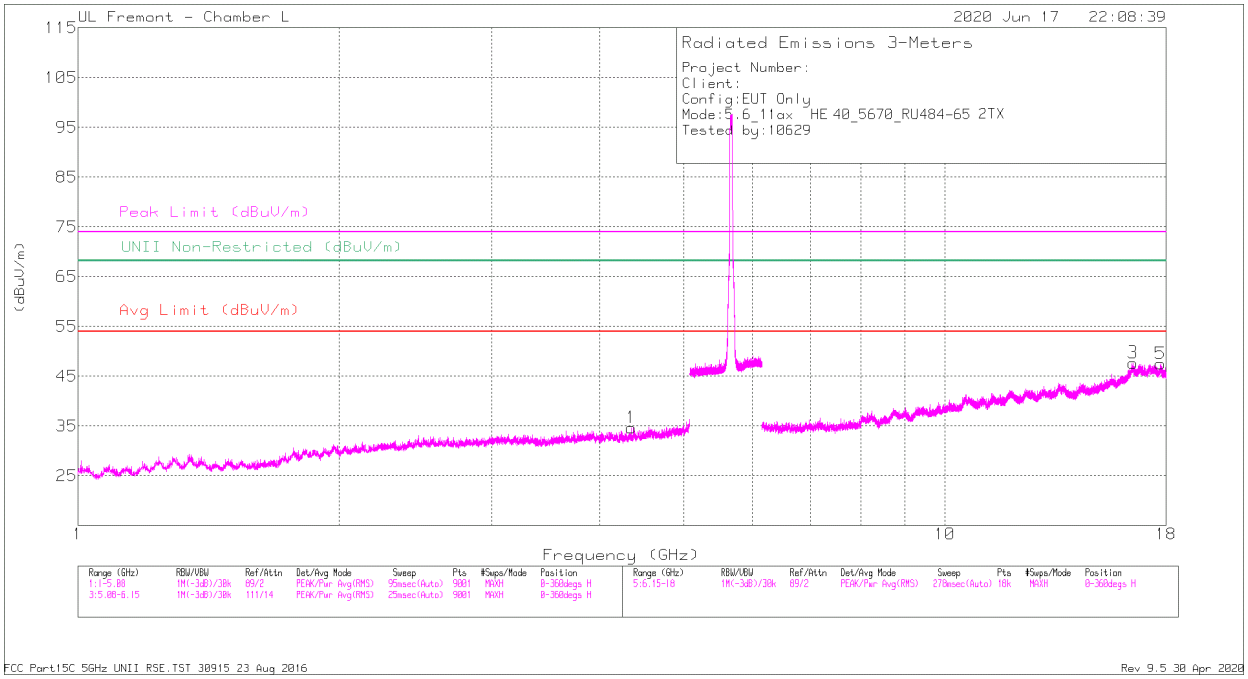

HORIZONTAL

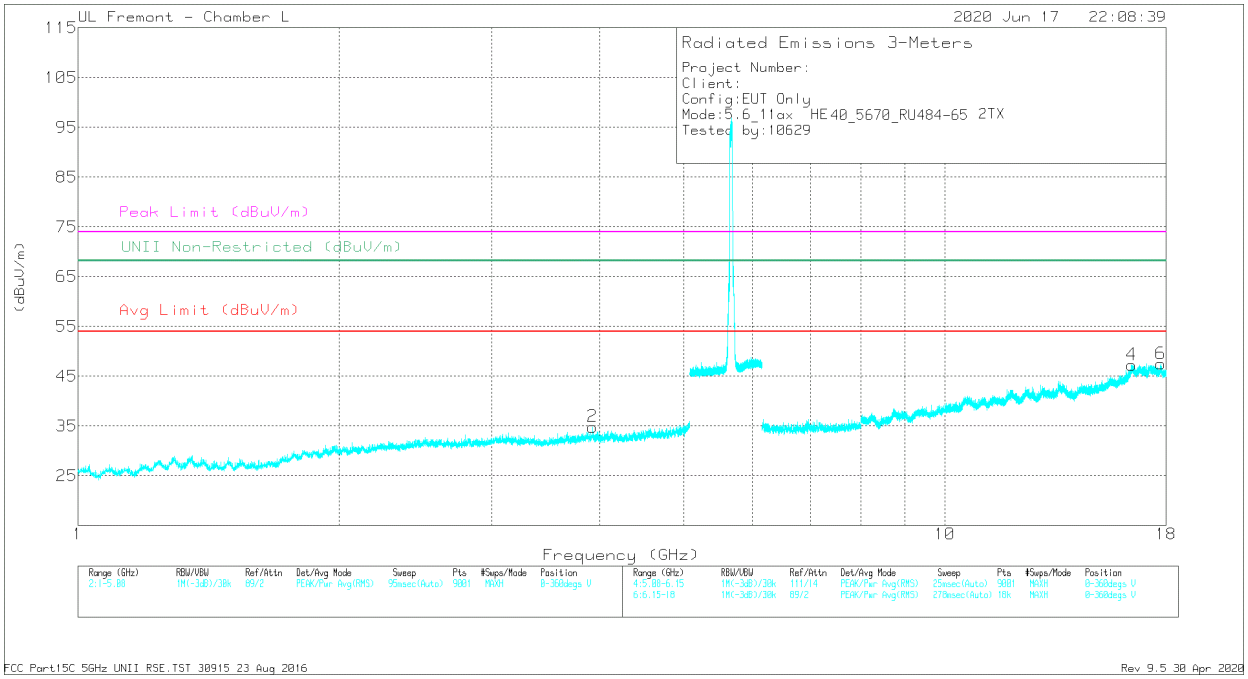

VERTICAL

UL VERIFICATION SERVICES INC.
47173 Benicia Street, Fremont, CA 94538; USA TEL:(510) 319-4000 FAX:(510) 661-0888

This report shall not be reproduced except in full, without the written approval of UL Verification Services Inc.

RADIATED EMISSIONS

Marker	Frequency (GHz)	Meter Reading (dBuV)	Det	AF 344 (dB/m)	Amp/Cbl/Fltr/Pad (dB)	Corrected Reading (dBuV/m)	Avg Limit (dBuV/m)	Margin (dB)	Peak Limit (dBuV/m)	PK Margin (dB)	UNII Non-Restricted (dBuV/m)	PK Margin (dB)	Azimuth (Degs)	Height (cm)	Polarity
1	* 4.34773	37.23	PK-U	33.7	-27.6	43.33	-	-	74	-30.67	-	-	204	361	H
	* 4.34496	26.73	ADR	33.7	-27.7	32.73	54	-21.27	-	-	-	-	204	361	H
2	* 3.92812	36.84	PK-U	33.5	-27.6	42.74	-	-	74	-31.26	-	-	110	225	V
	* 3.92745	27.03	ADR	33.4	-27.6	32.83	54	-21.17	-	-	-	-	110	225	V
3	16.49435	30.88	PK-U	41.9	-18.4	54.38	-	-	-	-	68.2	-13.82	20	286	H
5	* 17.73727	30.35	PK-U	41.6	-16.6	55.35	-	-	74	-18.65	-	-	133	118	H
	* 17.73905	19.97	ADR	41.7	-16.6	45.07	54	-8.93	-	-	-	-	133	118	H
4	16.43653	31	PK-U	41.9	-18.6	54.3	-	-	-	-	68.2	-13.9	186	145	V
6	* 17.74014	29.85	PK-U	41.7	-16.6	54.95	-	-	74	-19.05	-	-	277	276	V
	* 17.74065	20.57	ADR	41.6	-16.6	45.57	54	-8.43	-	-	-	-	277	276	V

* - indicates frequency in CFR47 Pt 15 / IC RSS-Restricted Band
PK-U - U-NII: Maximum Peak
ADR - U-NII AD primary method, RMS average

UL VERIFICATION SERVICES INC.
47173 Benicia Street, Fremont, CA 94538; USA TEL:(510) 319-4000 FAX:(510) 661-0888
This report shall not be reproduced except in full, without the written approval of UL Verification Services Inc.

CHANNEL 142 RESULTS

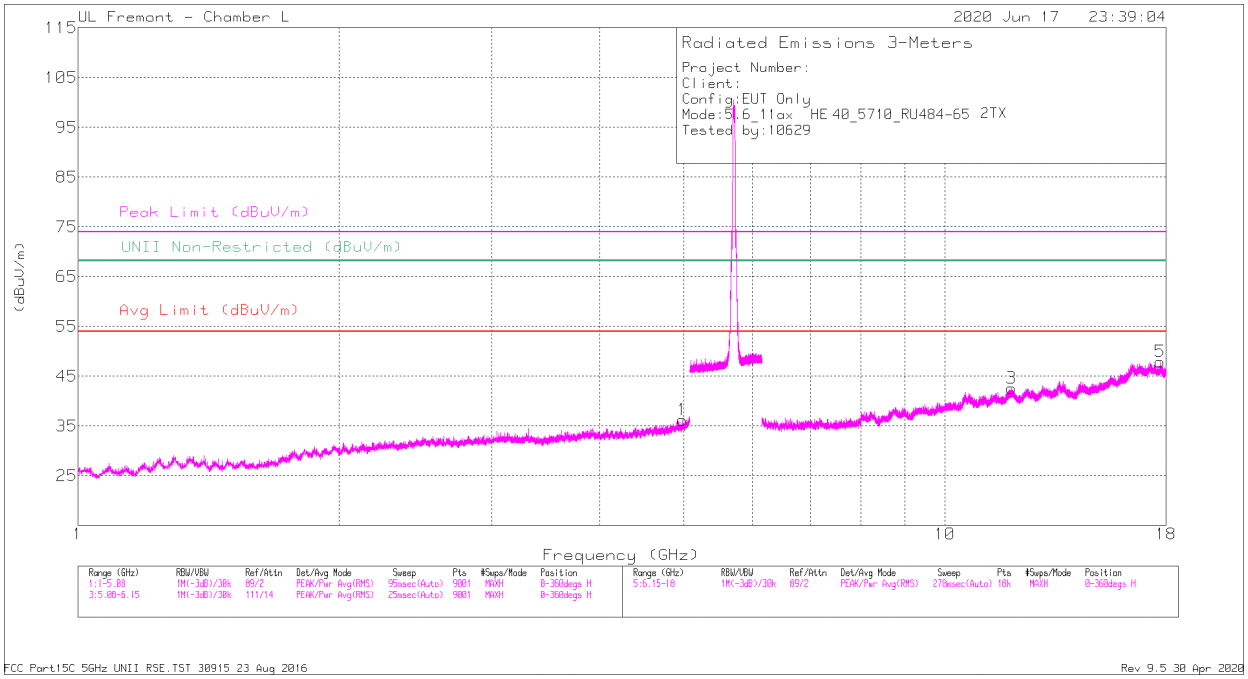

HORIZONTAL

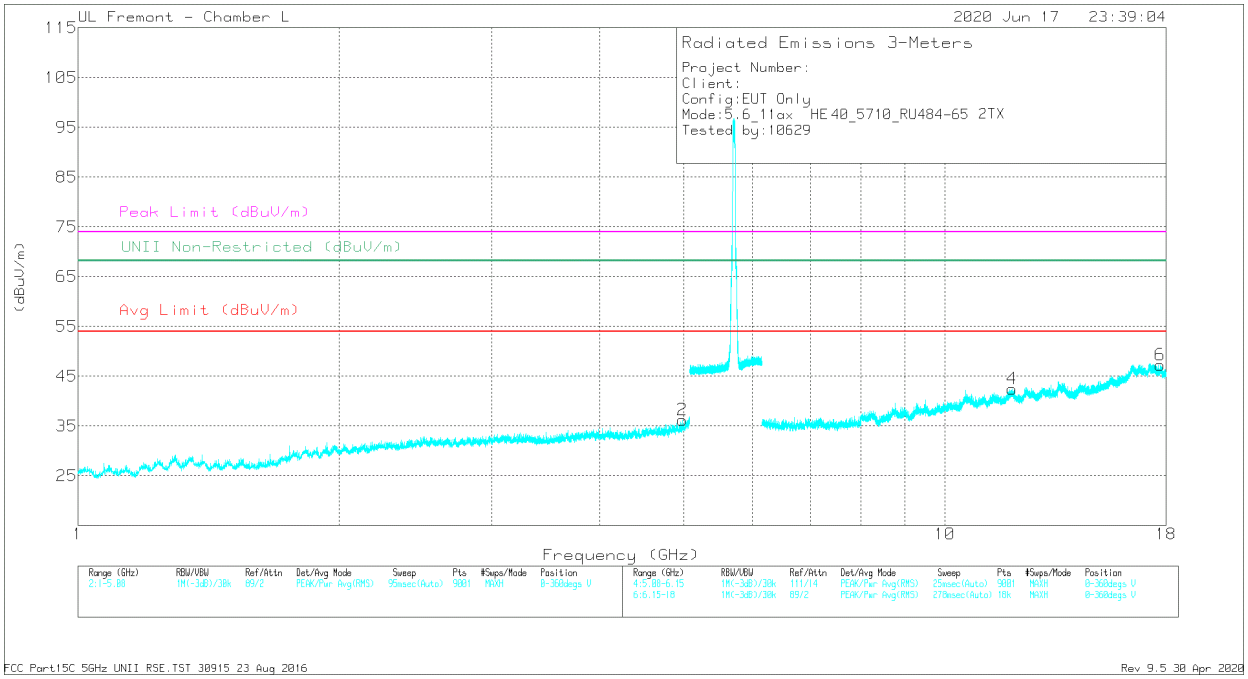

VERTICAL

UL VERIFICATION SERVICES INC.
47173 Benicia Street, Fremont, CA 94538; USA TEL:(510) 319-4000 FAX:(510) 661-0888

This report shall not be reproduced except in full, without the written approval of UL Verification Services Inc.

RADIATED EMISSIONS

Marker	Frequency (GHz)	Meter Reading (dBuV)	Det	AF 344 (dB/m)	Amp/Cbl/Fltr/Pad (dB)	Corrected Reading (dBuV/m)	Avg Limit (dBuV/m)	Margin (dB)	Peak Limit (dBuV/m)	PK Margin (dB)	Azimuth (Degs)	Height (cm)	Polarity
1	* 4.98142	35.83	PK-U	34.1	-25.7	44.23	-	-	74	-29.77	35	167	H
	* 4.98085	25.65	ADR	34.1	-25.7	34.05	54	-19.95	-	-	35	167	H
2	* 4.98387	36.18	PK-U	34.1	-25.6	44.68	-	-	74	-29.32	291	256	V
	* 4.98397	25.78	ADR	34.1	-25.6	34.28	54	-19.72	-	-	291	256	V
3	* 11.93643	31.61	PK-U	38.7	-19.5	50.81	-	-	74	-23.19	148	132	H
	* 11.9369	21.05	ADR	38.7	-19.5	40.25	54	-13.75	-	-	148	132	H
5	* 17.72767	30.97	PK-U	41.7	-16.7	55.97	-	-	74	-18.03	349	166	H
	* 17.73004	20.51	ADR	41.7	-16.7	45.51	54	-8.49	-	-	349	166	H
4	* 11.96864	32.2	PK-U	38.7	-19.5	51.4	-	-	74	-22.6	302	128	V
	* 11.96775	20.57	ADR	38.7	-19.5	39.77	54	-14.23	-	-	302	128	V
6	* 17.73481	30.03	PK-U	41.6	-16.6	55.03	-	-	74	-18.97	235	224	V
	* 17.7353	19.81	ADR	41.6	-16.6	44.81	54	-9.19	-	-	235	224	V

* - indicates frequency in CFR47 Pt 15 / IC RSS-Restricted Band
PK-U - U-NII: Maximum Peak
ADR - U-NII AD primary method, RMS average

UL VERIFICATION SERVICES INC.
47173 Benicia Street, Fremont, CA 94538; USA TEL:(510) 319-4000 FAX:(510) 661-0888
This report shall not be reproduced except in full, without the written approval of UL Verification Services Inc.

2TX ANTENNA 6 + ANTENNA 5 OFDMA MODE – 26 Tones, RU Index 0

BANDEDGE (LOW CHANNEL)

HORIZONTAL RESULT

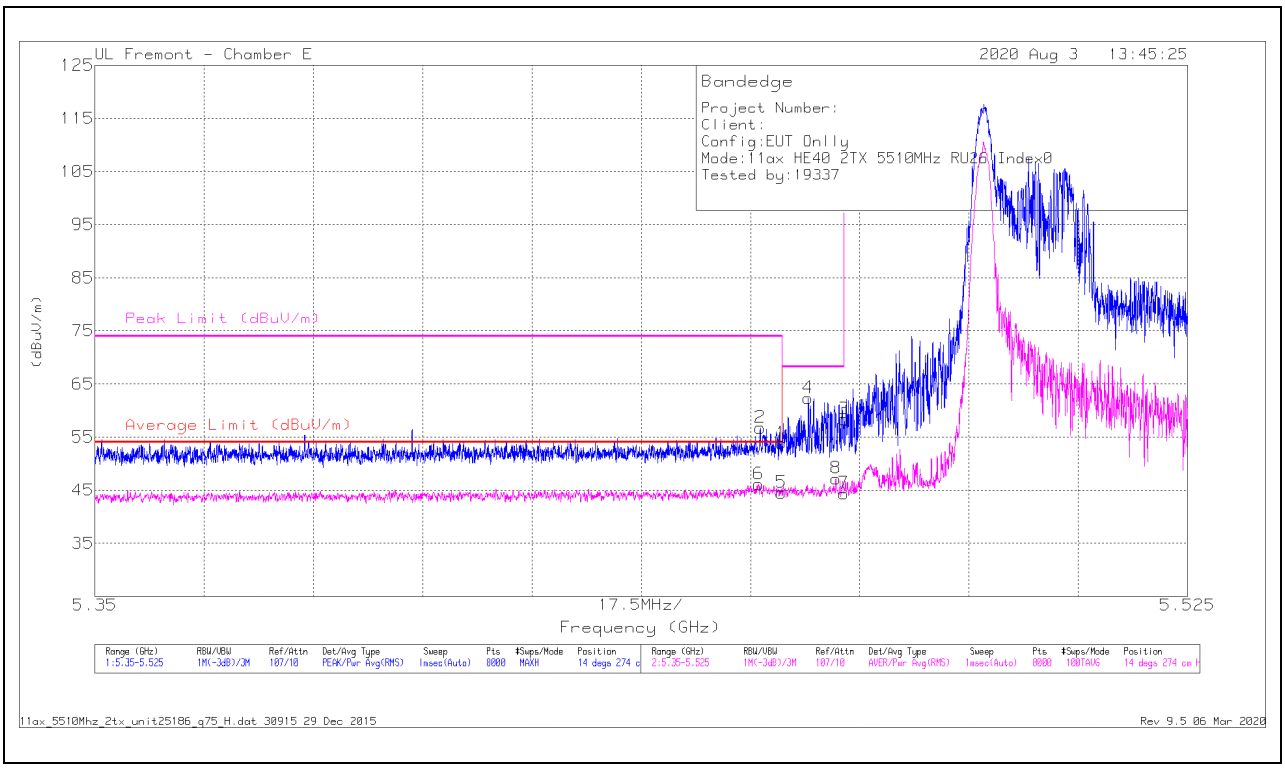

Marker	Frequency (GHz)	Meter Reading (dBuV)	Det	AF T712 (dB/m)	Amp/Cbl/Fltr/Pad (dB)	Corrected Reading (dBuV/m)	Average Limit (dBuV/m)	Margin (dB)	Peak Limit (dBuV/m)	PK Margin (dB)	Azimuth (Degs)	Height (cm)	Polarity
1	* 5.45998	41.06	Pk	34.5	-21.7	53.86	-	-	74	-20.14	14	274	H
2	* 5.45657	43.86	Pk	34.6	-21.7	56.76	-	-	74	-17.24	14	274	H
5	* 5.45998	31.74	RMS	34.5	-21.7	44.54	54	-9.46	-	-	14	274	H
6	* 5.45631	33.23	RMS	34.6	-21.7	46.13	54	-7.87	-	-	14	274	H
4	5.46425	49.55	Pk	34.5	-21.7	62.35	-	-	68.2	-5.85	14	274	H
8	5.46867	34.4	RMS	34.5	-21.7	47.2	-	-	-	-	14	274	H
3	5.46998	45.47	Pk	34.6	-21.7	58.37	-	-	68.2	-9.83	14	274	H
7	5.46998	31.45	RMS	34.6	-21.7	44.35	-	-	-	-	14	274	H

* - indicates frequency in CFR47 Pt 15 / IC RSS-Restricted Band
Pk - Peak detector
RMS - RMS detection

UL VERIFICATION SERVICES INC.
47173 Benicia Street, Fremont, CA 94538; USA TEL:(510) 319-4000 FAX:(510) 661-0888

This report shall not be reproduced except in full, without the written approval of UL Verification Services Inc.

VERTICAL RESULT

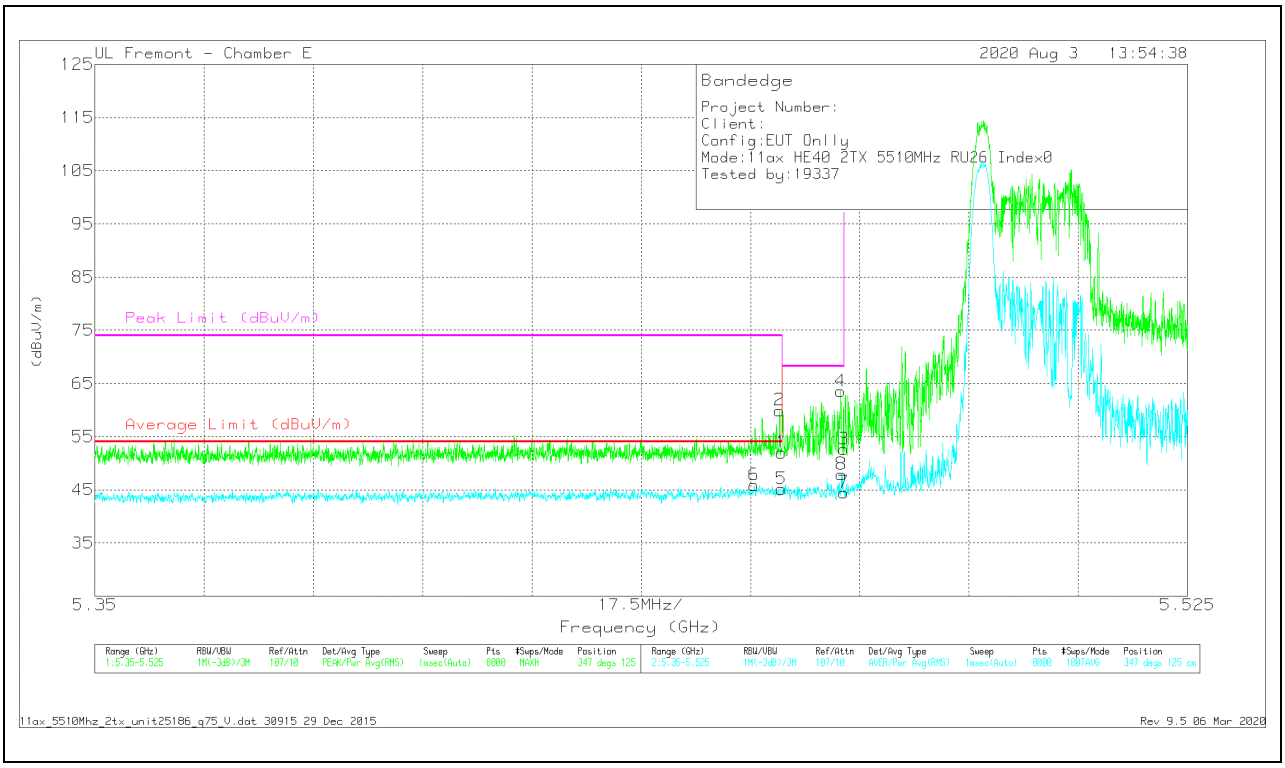

Marker	Frequency (GHz)	Meter Reading (dBuV)	Det	AF T712 (dB/m)	Amp/Cbl/Fltr/Pad (dB)	Corrected Reading (dBuV/m)	Average Limit (dBuV/m)	Margin (dB)	Peak Limit (dBuV/m)	PK Margin (dB)	Azimuth (Degs)	Height (cm)	Polarity
1	* 5.45998	39.2	Pk	34.5	-21.7	52	-	-	74	-22	347	125	V
2	* 5.45965	47.03	Pk	34.6	-21.7	59.93	-	-	74	-14.07	347	125	V
5	* 5.45998	32.34	RMS	34.5	-21.7	45.14	54	-8.86	-	-	347	125	V
6	* 5.45558	32.97	RMS	34.6	-21.7	45.87	54	-8.13	-	-	347	125	V
4	5.46945	50.64	Pk	34.6	-21.7	63.54	-	-	68.2	-4.66	347	125	V
8	5.46959	35	RMS	34.6	-21.7	47.9	-	-	-	-	347	125	V
3	5.46998	39.74	Pk	34.6	-21.7	52.64	-	-	68.2	-15.56	347	125	V
7	5.46998	31.56	RMS	34.6	-21.7	44.46	-	-	-	-	347	125	V

* - indicates frequency in CFR47 Pt 15 / IC RSS-Restricted Band
Pk - Peak detector
RMS - RMS detection

UL VERIFICATION SERVICES INC.
47173 Benicia Street, Fremont, CA 94538; USA TEL:(510) 319-4000 FAX:(510) 661-0888

This report shall not be reproduced except in full, without the written approval of UL Verification Services Inc.

2TX ANTENNA 6 + ANTENNA 5 OFDMA MODE – 26 Tones, RU Index 17

BANDEDGE (HIGH CHANNEL)

HORIZONTAL RESULT

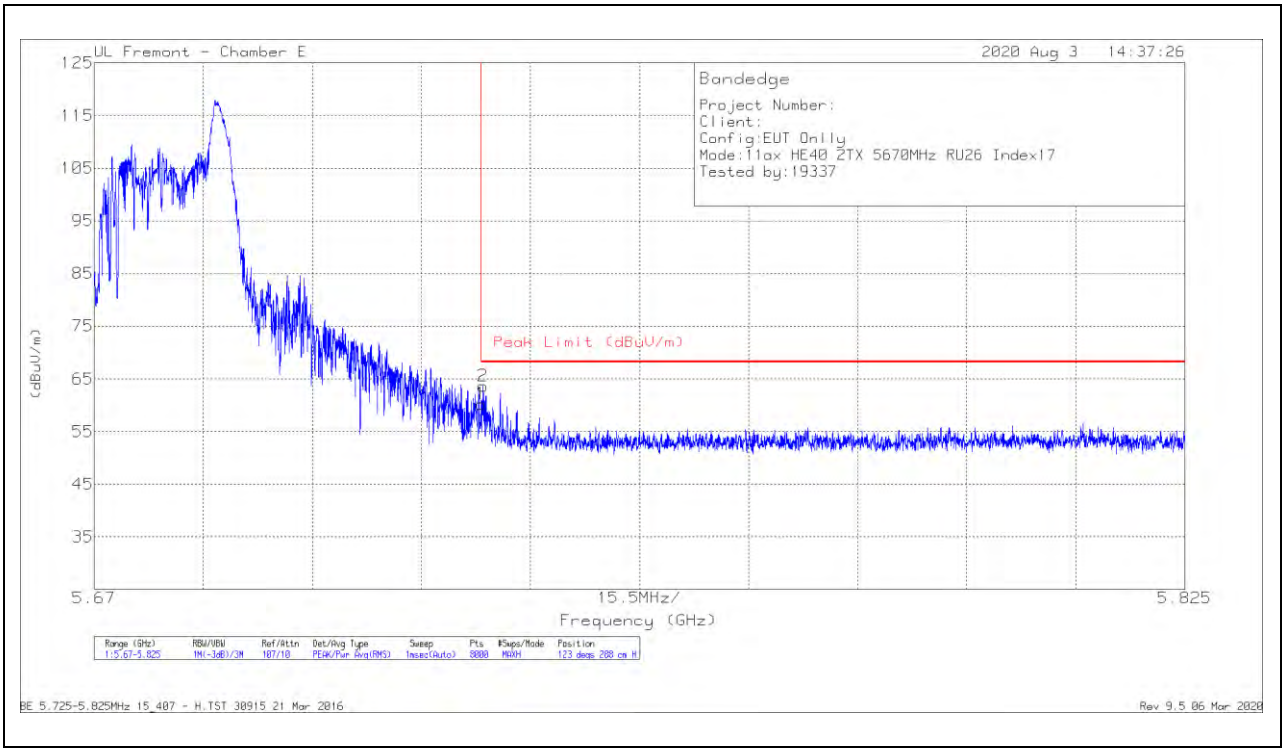

Marker	Frequency (GHz)	Meter Reading (dBuV)	Det	AF T712 (dB/m)	Amp/Cbl/Fltr/Pad (dB)	Corrected Reading (dBuV/m)	Peak Limit (dBuV/m)	PK Margin (dB)	Azimuth (Degs)	Height (cm)	Polarity
1	5.72501	46.75	Pk	34.7	-21.2	60.25	68.2	-7.95	123	288	H
2	5.72526	50.15	Pk	34.7	-21.2	63.65	68.2	-4.55	123	288	H

Pk - Peak detector

UL VERIFICATION SERVICES INC.
47173 Benicia Street, Fremont, CA 94538; USA TEL:(510) 319-4000 FAX:(510) 661-0888

This report shall not be reproduced except in full, without the written approval of UL Verification Services Inc.

VERTICAL RESULT

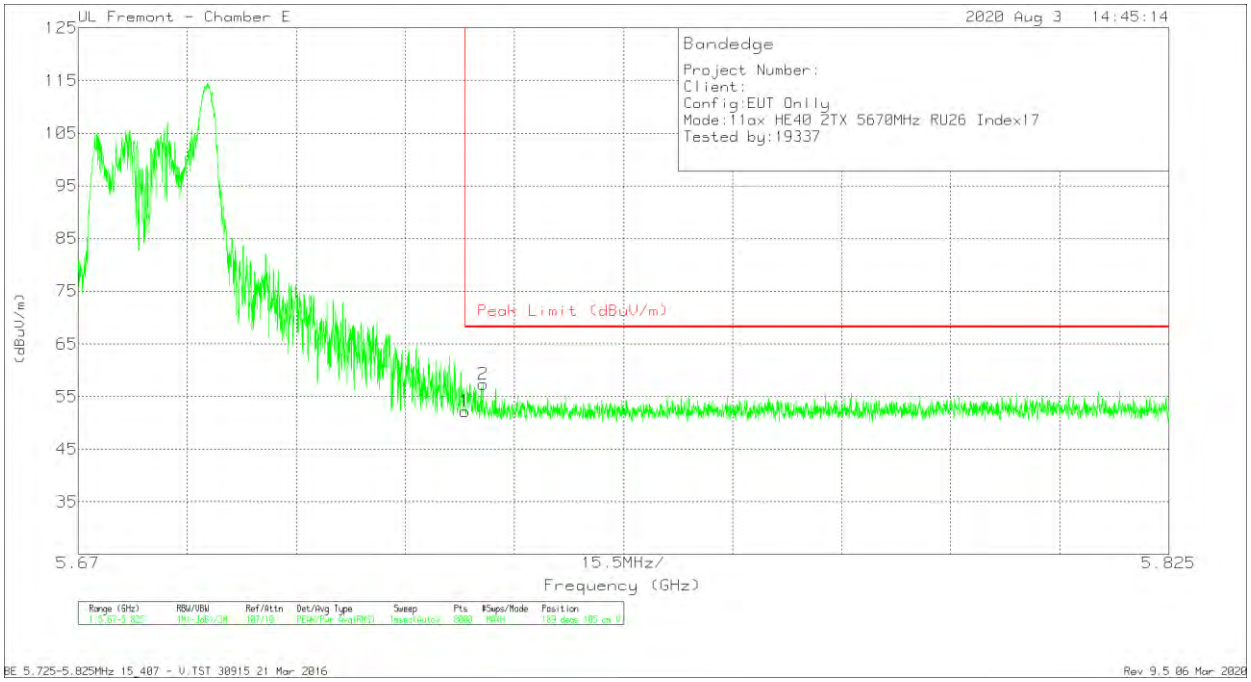

Marker	Frequency (GHz)	Meter Reading (dBuV)	Det	AF T712 (dB/m)	Amp/Cbl/Fltr/Pad (dB)	Corrected Reading (dBuV/m)	Peak Limit (dBuV/m)	PK Margin (dB)	Azimuth (Degs)	Height (cm)	Polarity
1	5.72501	38.71	Pk	34.7	-21.2	52.21	68.2	-15.99	189	105	V
2	5.72755	43.9	Pk	34.7	-21.2	57.4	68.2	-10.8	189	105	V

Pk - Peak detector

UL VERIFICATION SERVICES INC.
47173 Benicia Street, Fremont, CA 94538; USA TEL:(510) 319-4000 FAX:(510) 661-0888

This report shall not be reproduced except in full, without the written approval of UL Verification Services Inc.

2TX ANTENNA 6 + ANTENNA 5 OFDMA MODE – 26 Tones, RU Index 17

HARMONICS AND SPURIOUS EMISSIONS

LOW CHANNEL RESULTS

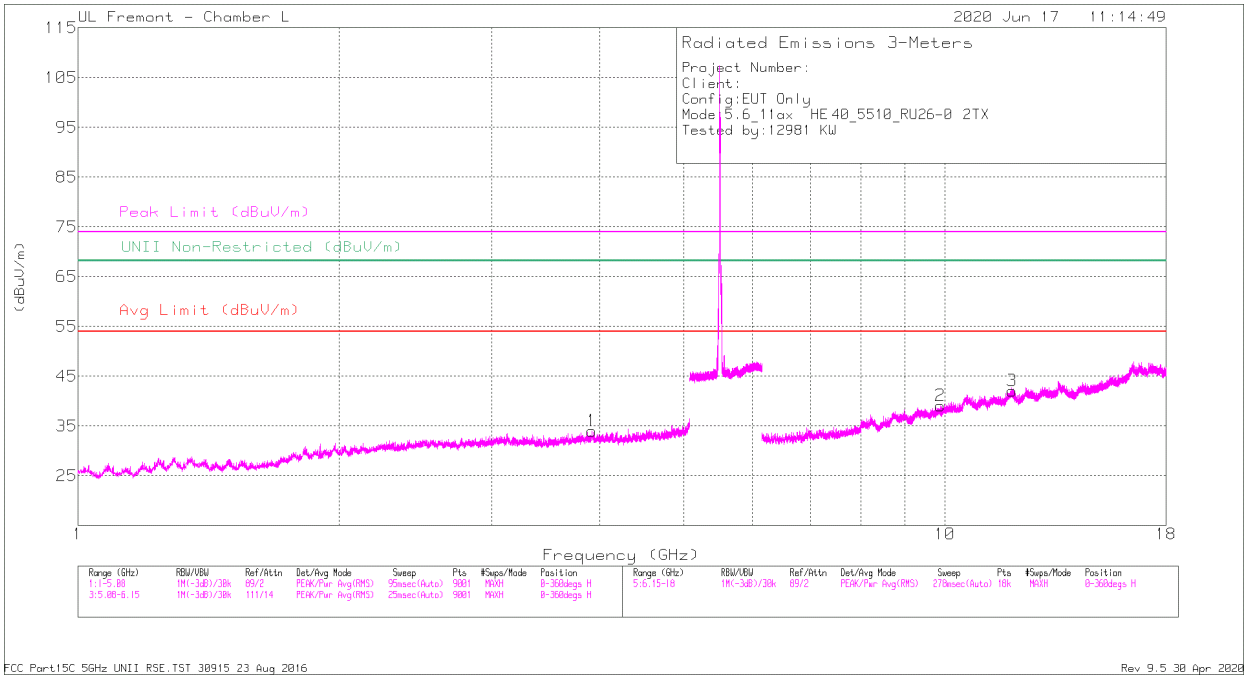

HORIZONTAL

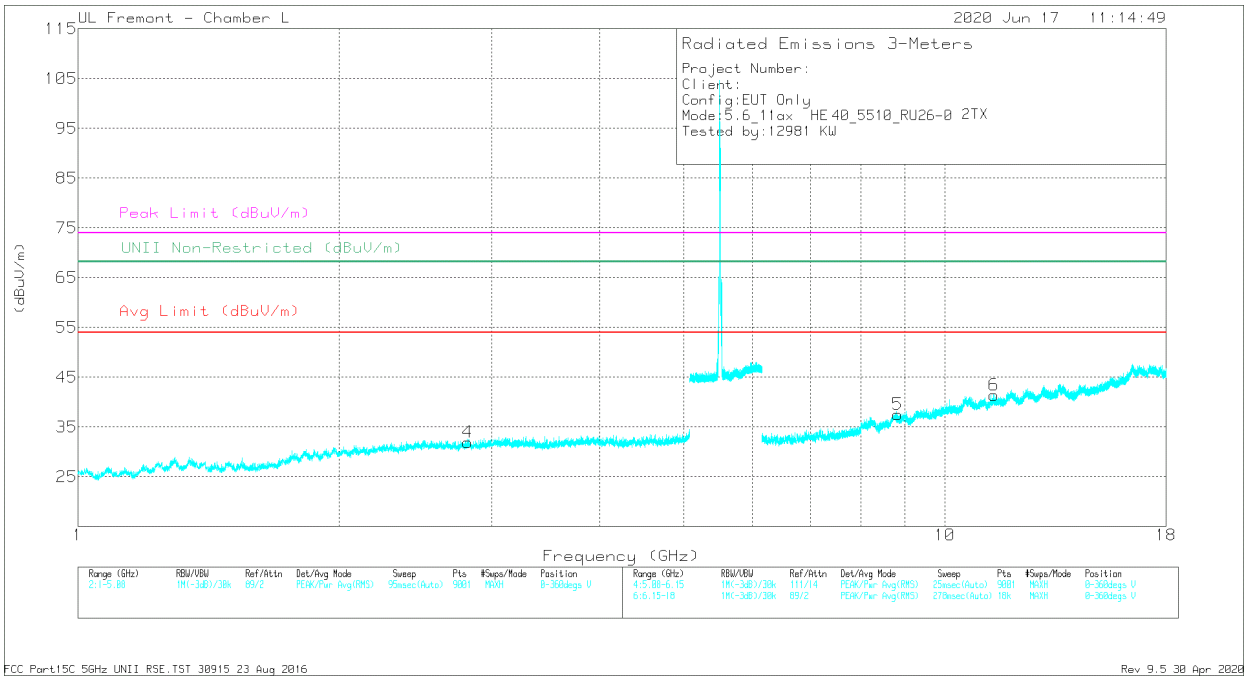

VERTICAL

UL VERIFICATION SERVICES INC.
47173 Benicia Street, Fremont, CA 94538; USA TEL:(510) 319-4000 FAX:(510) 661-0888

This report shall not be reproduced except in full, without the written approval of UL Verification Services Inc.

RADIATED EMISSIONS

Marker	Frequency (GHz)	Meter Reading (dBuV)	Det	AF 344 (dB/m)	Amp/Cbl/Fltr/Pad (dB)	Corrected Reading (dBuV/m)	Avg Limit (dBuV/m)	Margin (dB)	Peak Limit (dBuV/m)	PK Margin (dB)	UNII Non-Restricted (dBuV/m)	PK Margin (dB)	Azimuth (Degs)	Height (cm)	Polarity
1	* 3.91962	36.17	PK-U	33.5	-27.5	42.17	-	-	74	-31.83	-	-	105	157	H
	* 3.91905	25.11	ADR	33.5	-27.5	31.11	54	-22.89	-	-	-	-	105	157	H
4	* 2.81578	37.18	PK-U	32.3	-29.6	39.88	-	-	74	-34.12	-	-	270	201	V
	* 2.81467	27.27	ADR	32.3	-29.6	29.97	54	-24.03	-	-	-	-	270	201	V
2	9.88757	29.49	PK-U	37	-20.7	45.79	-	-	-	-	68.2	-22.41	166	231	H
3	* 11.95972	31.12	PK-U	38.6	-19.4	50.32	-	-	74	-23.68	-	-	50	163	H
	* 11.96015	20.37	ADR	38.6	-19.4	39.57	54	-14.43	-	-	-	-	50	163	H
5	8.81608	31.01	PK-U	36.1	-21.5	45.61	-	-	-	-	68.2	-22.59	204	131	V
6	* 11.39109	29.63	PK-U	38	-19.2	48.43	-	-	74	-25.57	-	-	277	168	V
	* 11.3927	18.96	ADR	38	-19.2	37.76	54	-16.24	-	-	-	-	277	168	V

* - indicates frequency in CFR47 Pt 15 / IC RSS-Restricted Band
PK-U - U-NII: Maximum Peak
ADR - U-NII AD primary method, RMS average

UL VERIFICATION SERVICES INC.
47173 Benicia Street, Fremont, CA 94538; USA TEL:(510) 319-4000 FAX:(510) 661-0888
This report shall not be reproduced except in full, without the written approval of UL Verification Services Inc.

MID CHANNEL RESULTS

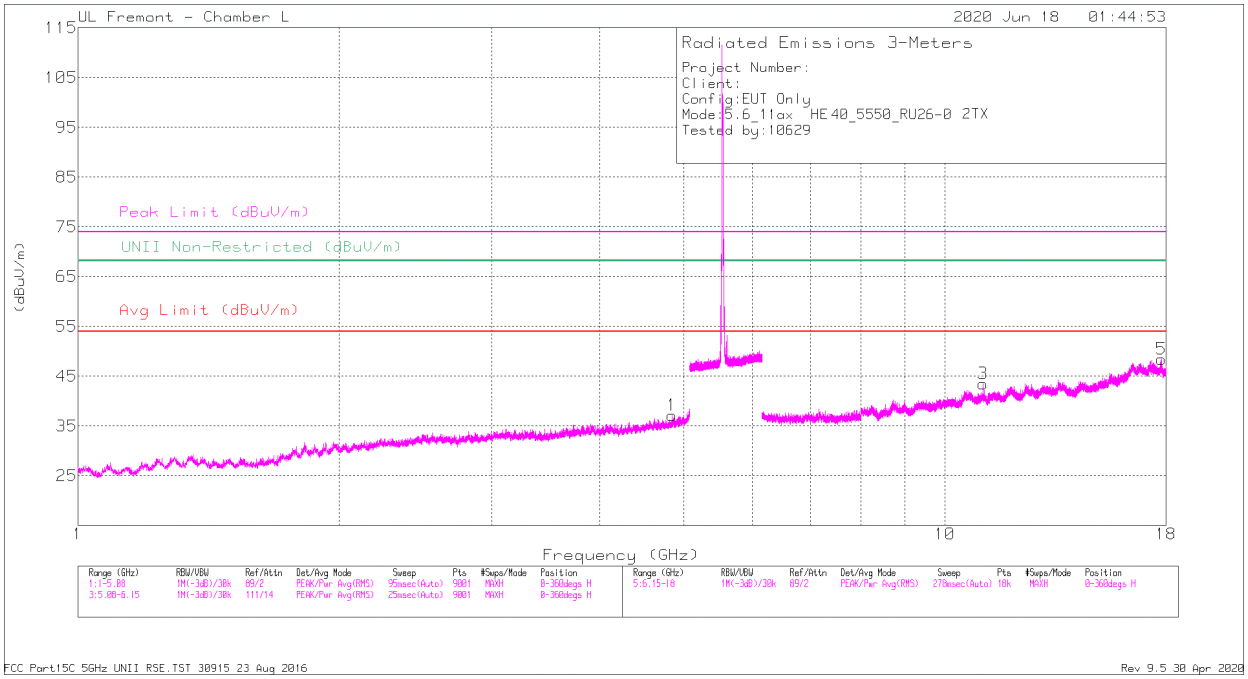

HORIZONTAL

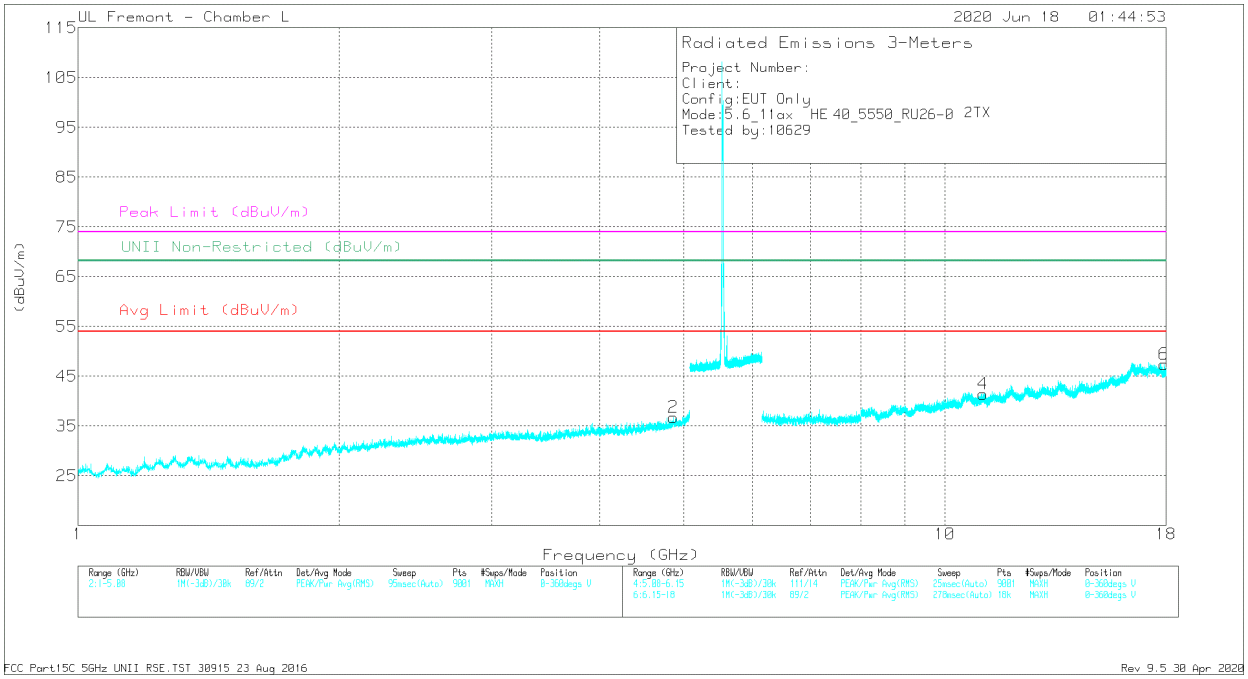

VERTICAL

UL VERIFICATION SERVICES INC.
47173 Benicia Street, Fremont, CA 94538; USA TEL:(510) 319-4000 FAX:(510) 661-0888

This report shall not be reproduced except in full, without the written approval of UL Verification Services Inc.

RADIATED EMISSIONS

Marker	Frequency (GHz)	Meter Reading (dBuV)	Det	AF 344 (dB/m)	Amp/Cbl/Fltr/Pad (dB)	Corrected Reading (dBuV/m)	Avg Limit (dBuV/m)	Margin (dB)	Peak Limit (dBuV/m)	PK Margin (dB)	Azimuth (Degs)	Height (cm)	Polarity
1	* 4.84412	37.61	PK-U	34.2	-27	44.81	-	-	74	-29.19	189	108	H
	* 4.84091	26.73	ADR	34.3	-27.1	33.93	54	-20.07	-	-	189	108	H
2	* 4.85881	35.91	PK-U	34.2	-26.4	43.71	-	-	74	-30.29	206	382	V
	* 4.86144	25.91	ADR	34.2	-26.3	33.81	54	-20.19	-	-	206	382	V
3	* 11.06295	35.85	PK-U	37.9	-19.4	54.35	-	-	74	-19.65	59	101	H
	* 11.06366	23.7	ADR	37.9	-19.5	42.1	54	-11.9	-	-	59	101	H
5	* 17.79876	30.58	PK-U	41.5	-16.5	55.58	-	-	74	-18.42	262	103	H
	* 17.79605	19.84	ADR	41.5	-16.5	44.84	54	-9.16	-	-	262	103	H
4	* 11.06877	31.17	PK-U	37.9	-19.5	49.57	-	-	74	-24.43	235	343	V
	* 11.06983	21.1	ADR	38	-19.5	39.6	54	-14.4	-	-	235	343	V
6	* 17.89676	30.61	PK-U	41.4	-17.5	54.51	-	-	74	-19.49	215	104	V
	* 17.89697	19.4	ADR	41.4	-17.5	43.3	54	-10.7	-	-	215	104	V

* - indicates frequency in CFR47 Pt 15 / IC RSS-Restricted Band
PK-U - U-NII: Maximum Peak
ADR - U-NII AD primary method, RMS average

UL VERIFICATION SERVICES INC.
47173 Benicia Street, Fremont, CA 94538; USA TEL:(510) 319-4000 FAX:(510) 661-0888
This report shall not be reproduced except in full, without the written approval of UL Verification Services Inc.

HIGH CHANNEL RESULTS

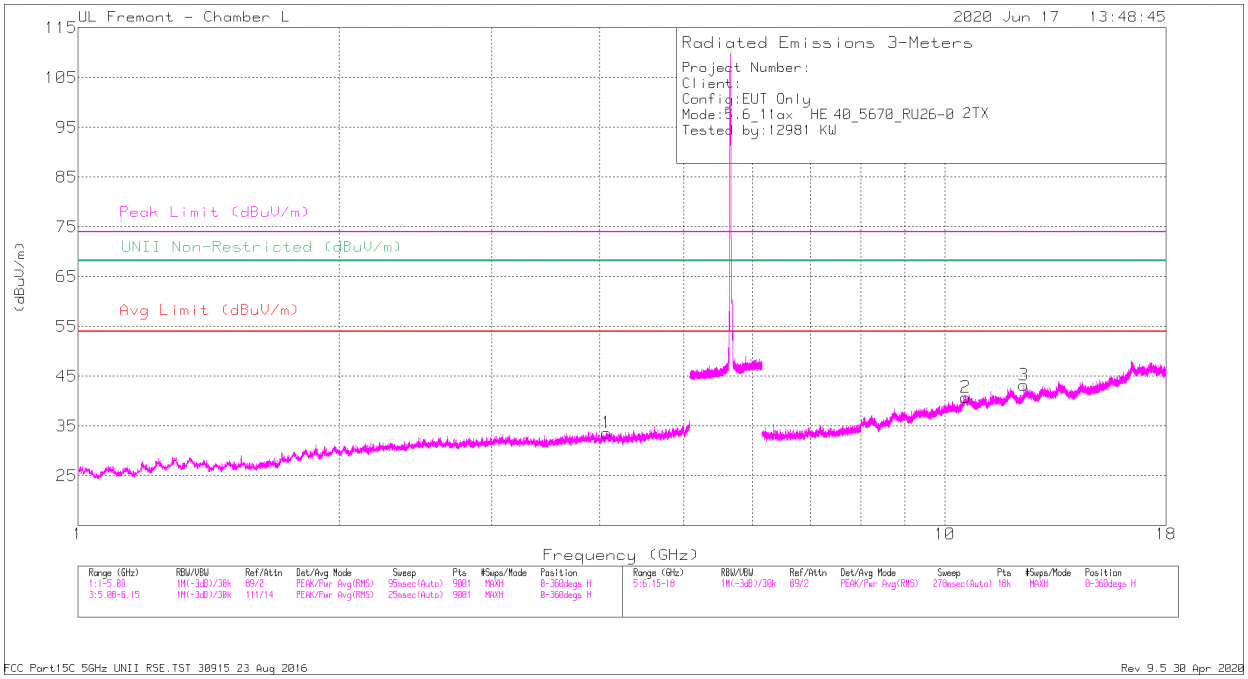

HORIZONTAL

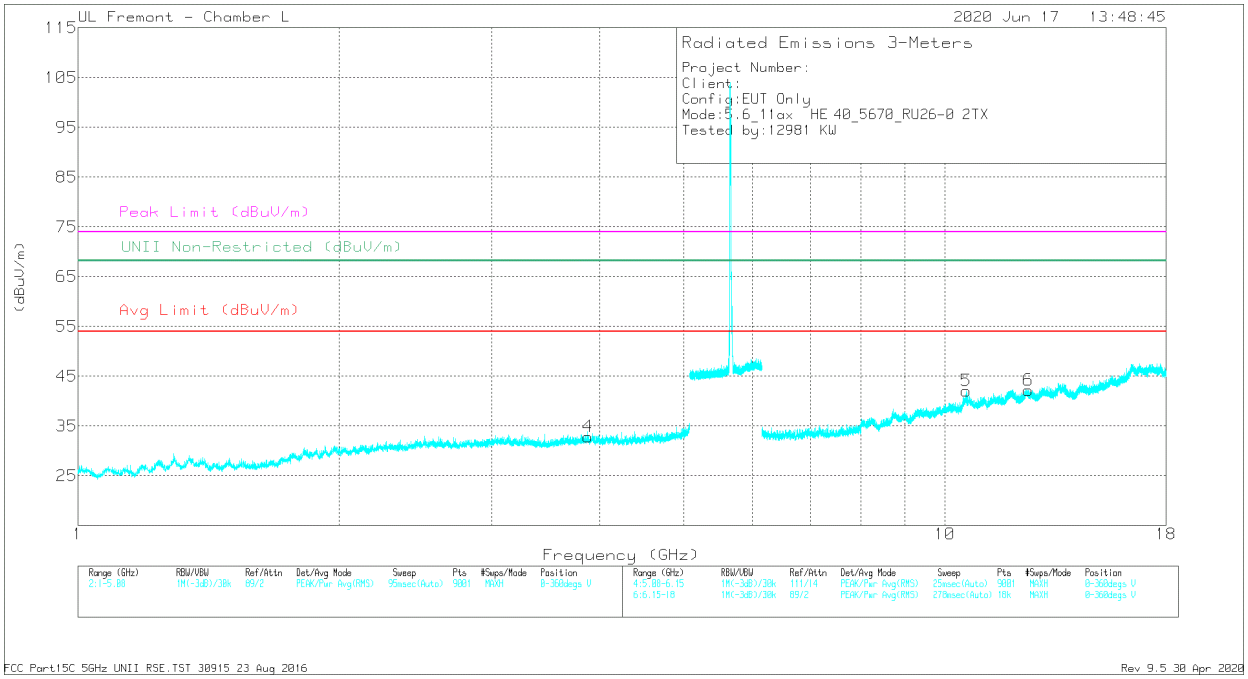

VERTICAL

UL VERIFICATION SERVICES INC.
47173 Benicia Street, Fremont, CA 94538; USA TEL:(510) 319-4000 FAX:(510) 661-0888

This report shall not be reproduced except in full, without the written approval of UL Verification Services Inc.

RADIATED EMISSIONS

Marker	Frequency (GHz)	Meter Reading (dBuV)	Det	AF 344 (dB/m)	Amp/Cbl/Fltr/Pad (dB)	Corrected Reading (dBuV/m)	Avg Limit (dBuV/m)	Margin (dB)	Peak Limit (dBuV/m)	PK Margin (dB)	UNII Non-Restricted (dBuV/m)	PK Margin (dB)	Azimuth (Degs)	Height (cm)	Polarity
1	* 4.07605	36.36	PK-U	33.6	-27.9	42.06	-	-	74	-31.94	-	-	227	174	H
	* 4.07469	25.81	ADR	33.6	-27.9	31.51	54	-22.49	-	-	-	-	227	174	H
4	* 3.87561	36.14	PK-U	33.6	-28.2	41.54	-	-	74	-32.46	-	-	153	195	V
	* 3.87392	25.4	ADR	33.6	-28.2	30.8	54	-23.2	-	-	-	-	153	195	V
2	10.56457	30.94	PK-U	37.8	-19.3	49.44	-	-	-	-	68.2	-18.76	291	278	H
3	* 12.33141	29.77	PK-U	39	-19.6	49.17	-	-	74	-24.83	-	-	80	157	H
	* 12.33023	19.81	ADR	39	-19.7	39.11	54	-14.89	-	-	-	-	80	157	H
5	10.58238	30.09	PK-U	37.9	-19.7	48.29	-	-	-	-	68.2	-19.91	148	177	V
6	* 12.48232	30.7	PK-U	39.1	-19.7	50.1	-	-	74	-23.9	-	-	245	224	V
	* 12.48291	20.79	ADR	39.1	-19.7	40.19	54	-13.81	-	-	-	-	245	224	V

* - indicates frequency in CFR47 Pt 15 / IC RSS-Restricted Band
PK-U - U-NII: Maximum Peak
ADR - U-NII AD primary method, RMS average

UL VERIFICATION SERVICES INC.
47173 Benicia Street, Fremont, CA 94538; USA TEL:(510) 319-4000 FAX:(510) 661-0888
This report shall not be reproduced except in full, without the written approval of UL Verification Services Inc.

CHANNEL 142 RESULTS

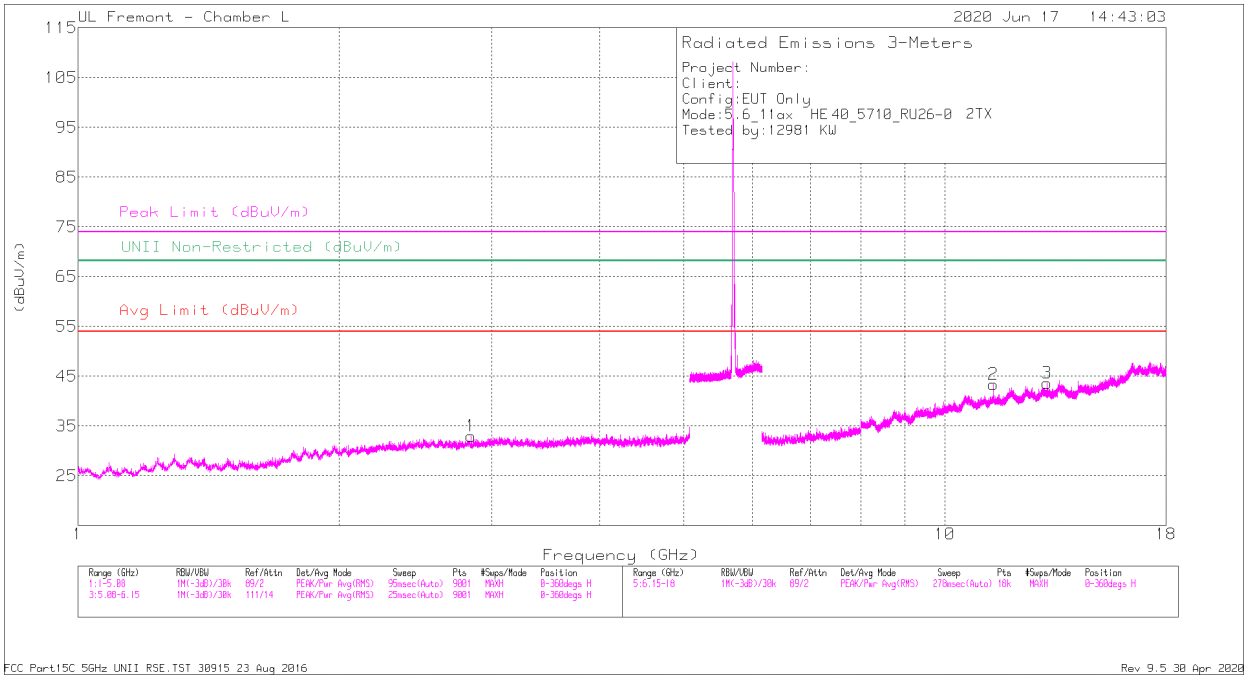

HORIZONTAL

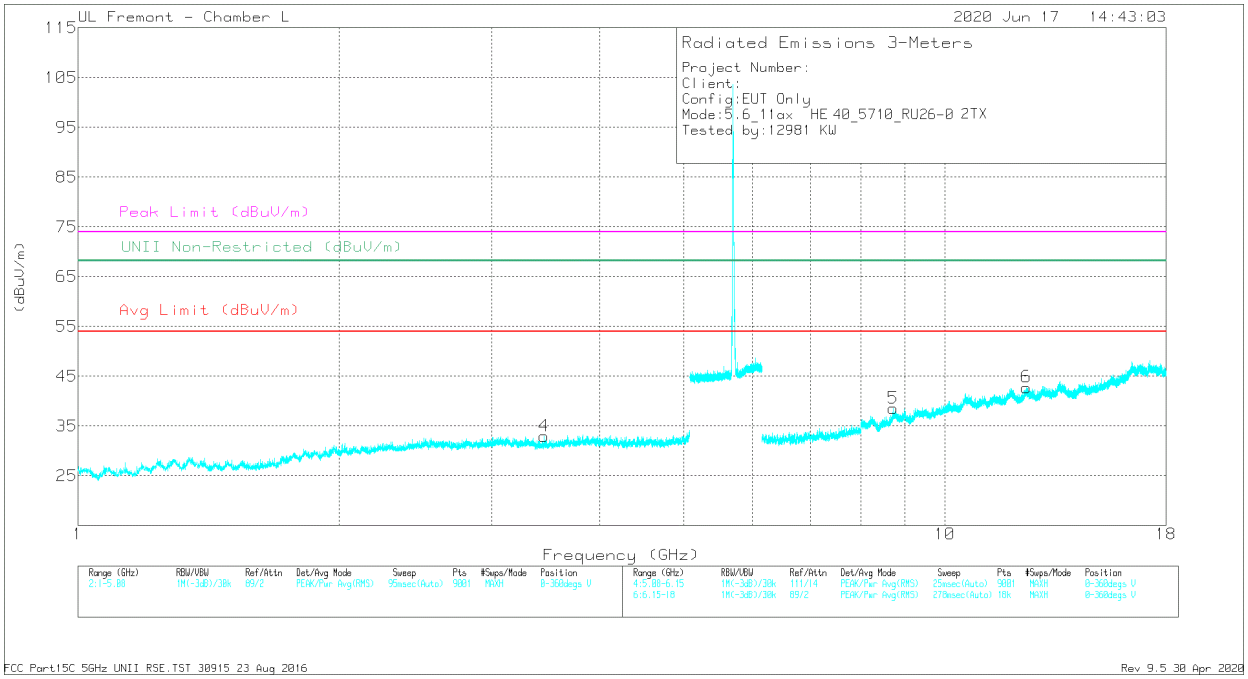

VERTICAL

UL VERIFICATION SERVICES INC.
47173 Benicia Street, Fremont, CA 94538; USA TEL:(510) 319-4000 FAX:(510) 661-0888

This report shall not be reproduced except in full, without the written approval of UL Verification Services Inc.

RADIATED EMISSIONS

Marker	Frequency (GHz)	Meter Reading (dBuV)	Det	AF 344 (dB/m)	Amp/Cbl/Fltr/Pad (dB)	Corrected Reading (dBuV/m)	Avg Limit (dBuV/m)	Margin (dB)	Peak Limit (dBuV/m)	PK Margin (dB)	UNII Non-Restricted (dBuV/m)	PK Margin (dB)	Azimuth (Degs)	Height (cm)	Polarity
1	* 2.84162	36.88	PK-U	32.2	-29.5	39.58	-	-	74	-34.42	-	-	224	170	H
	* 2.83766	26.35	ADR	32.2	-29.5	29.05	54	-24.95	-	-	-	-	224	170	H
4	3.45102	37.27	PK-U	32.6	-29	40.87	-	-	-	-	68.2	-27.33	270	117	V
3	13.1339	30.49	PK-U	39.3	-19.6	50.19	-	-	-	-	68.2	-18.01	150	173	H
2	* 11.38352	34.82	PK-U	38	-19.3	53.52	-	-	74	-20.48	-	-	248	184	H
	* 11.38417	24.8	ADR	38	-19.3	43.5	54	-10.5	-	-	-	-	248	184	H
5	8.72269	33.04	PK-U	36.1	-20.6	48.54	-	-	-	-	68.2	-19.66	319	253	V
6	* 12.42669	30.91	PK-U	39.1	-19.7	50.31	-	-	74	-23.69	-	-	154	159	V
	* 12.42689	20.06	ADR	39.1	-19.7	39.46	54	-14.54	-	-	-	-	154	159	V

* - indicates frequency in CFR47 Pt 15 / IC RSS-Restricted Band
PK-U - U-NII: Maximum Peak
ADR - U-NII AD primary method, RMS average

UL VERIFICATION SERVICES INC.
47173 Benicia Street, Fremont, CA 94538; USA TEL:(510) 319-4000 FAX:(510) 661-0888

This report shall not be reproduced except in full, without the written approval of UL Verification Services Inc.

6.1.18. TX ABOVE 1 GHz 802.11ax HE80 MODE IN THE 5.6 GHz BAND

1TX ANTENNA 6 – 996 Tones, RU Index 67

BANDEDGE (LOW CHANNEL)

HORIZONTAL RESULT

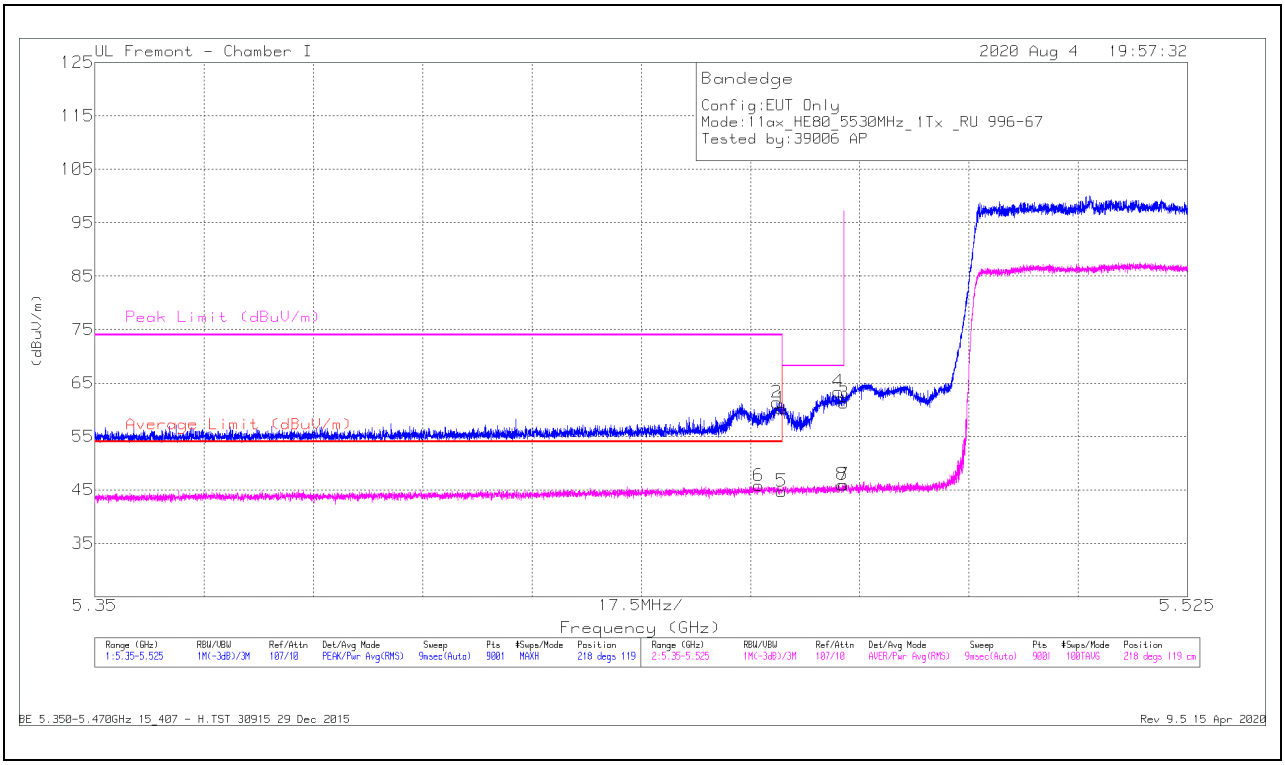

Marker	Frequency (GHz)	Meter Reading (dBuV)	Det	AF T862 (dB/m)	Amp/Cbl/Fltr/Pad (dB)	Corrected Reading (dBuV/m)	Average Limit (dBuV/m)	Margin (dB)	Peak Limit (dBuV/m)	PK Margin (dB)	Azimuth (Degs)	Height (cm)	Polarity
1	* 5.45999	39.1	Pk	34.9	-13.8	60.2	-	-	74	-13.8	218	119	H
2	* 5.45922	40.26	Pk	34.9	-13.8	61.36	-	-	74	-12.64	218	119	H
3	5.46999	40.15	Pk	34.9	-13.8	61.25	-	-	68.2	-6.95	218	119	H
4	5.46908	42.26	Pk	34.9	-13.8	63.36	-	-	68.2	-4.84	218	119	H
5	* 5.45999	23.64	RMS	34.9	-13.8	44.74	54	-9.26	-	-	218	119	H
6	* 5.45634	24.59	RMS	34.9	-13.7	45.79	54	-8.21	-	-	218	119	H
7	5.46999	24.85	RMS	34.9	-13.8	45.95	-	-	-	-	218	119	H
8	5.4697	24.88	RMS	34.9	-13.8	45.98	-	-	-	-	218	119	H

* - indicates frequency in CFR47 Pt 15 / IC RSS-Restricted Band
Pk - Peak detector
RMS - RMS detection

UL VERIFICATION SERVICES INC.
47173 Benicia Street, Fremont, CA 94538; USA TEL:(510) 319-4000 FAX:(510) 661-0888
This report shall not be reproduced except in full, without the written approval of UL Verification Services Inc.

VERTICAL RESULT

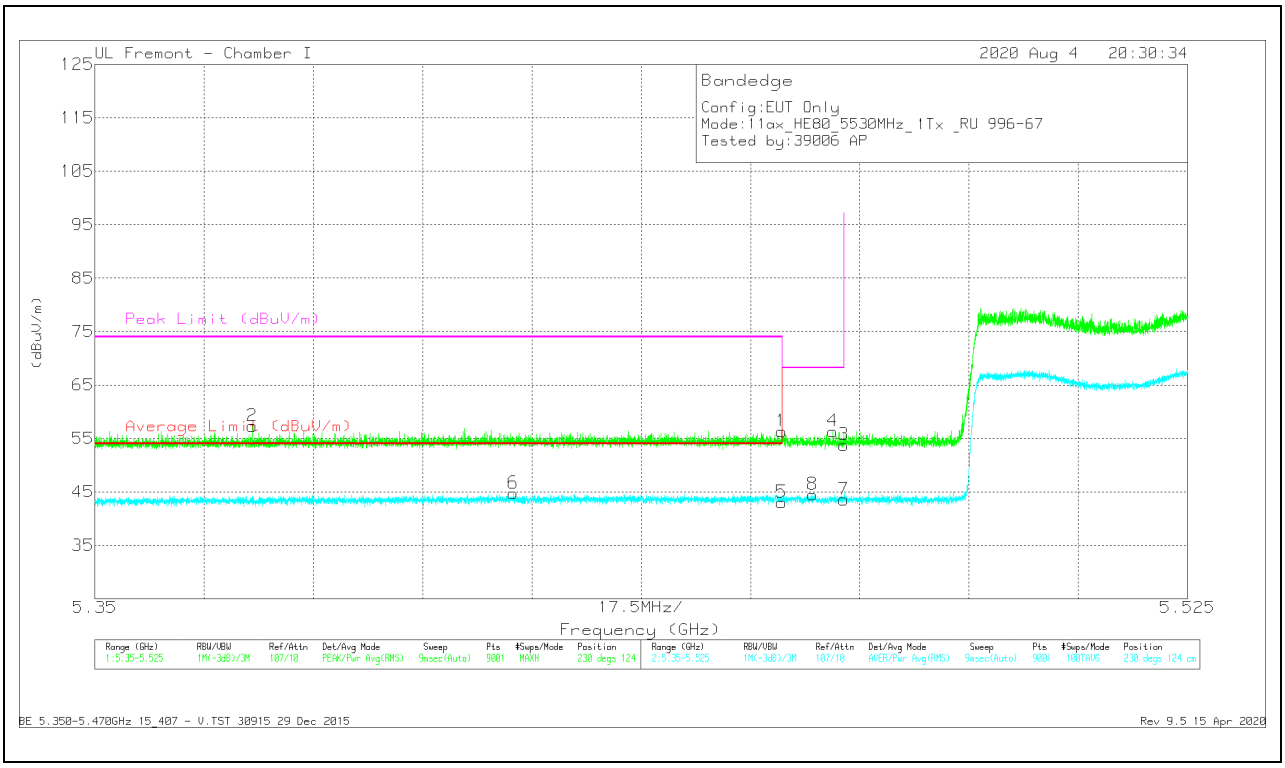

Marker	Frequency (GHz)	Meter Reading (dBuV)	Det	AF T862 (dB/m)	Amp/Cbl/Fltr/Pad (dB)	Corrected Reading (dBuV/m)	Average Limit (dBuV/m)	Margin (dB)	Peak Limit (dBuV/m)	PK Margin (dB)	Azimuth (Degs)	Height (cm)	Polarity
1	* 5.45999	35.24	Pk	34.9	-13.8	56.34	-	-	74	-17.66	230	124	V
2	* 5.3752	36.64	Pk	34.6	-13.9	57.34	-	-	74	-16.66	230	124	V
3	5.46999	32.68	Pk	34.9	-13.8	53.78	-	-	68.2	-14.42	230	124	V
4	5.46822	35.24	Pk	34.9	-13.8	56.34	-	-	68.2	-11.86	230	124	V
5	* 5.45999	21.93	RMS	34.9	-13.8	43.03	54	-10.97	-	-	230	124	V
6	* 5.41704	23.74	RMS	34.8	-13.8	44.74	54	-9.26	-	-	230	124	V
7	5.46999	22.47	RMS	34.9	-13.8	43.57	-	-	-	-	230	124	V
8	5.46493	23.5	RMS	34.8	-13.8	44.5	-	-	-	-	230	124	V

* - indicates frequency in CFR47 Pt 15 / IC RSS-Restricted Band
Pk - Peak detector
RMS - RMS detection

UL VERIFICATION SERVICES INC.
47173 Benicia Street, Fremont, CA 94538; USA TEL:(510) 319-4000 FAX:(510) 661-0888
This report shall not be reproduced except in full, without the written approval of UL Verification Services Inc.

1TX ANTENNA 6 – 26 Tones, RU Index 0

BANDEDGE (LOW CHANNEL)

HORIZONTAL RESULT

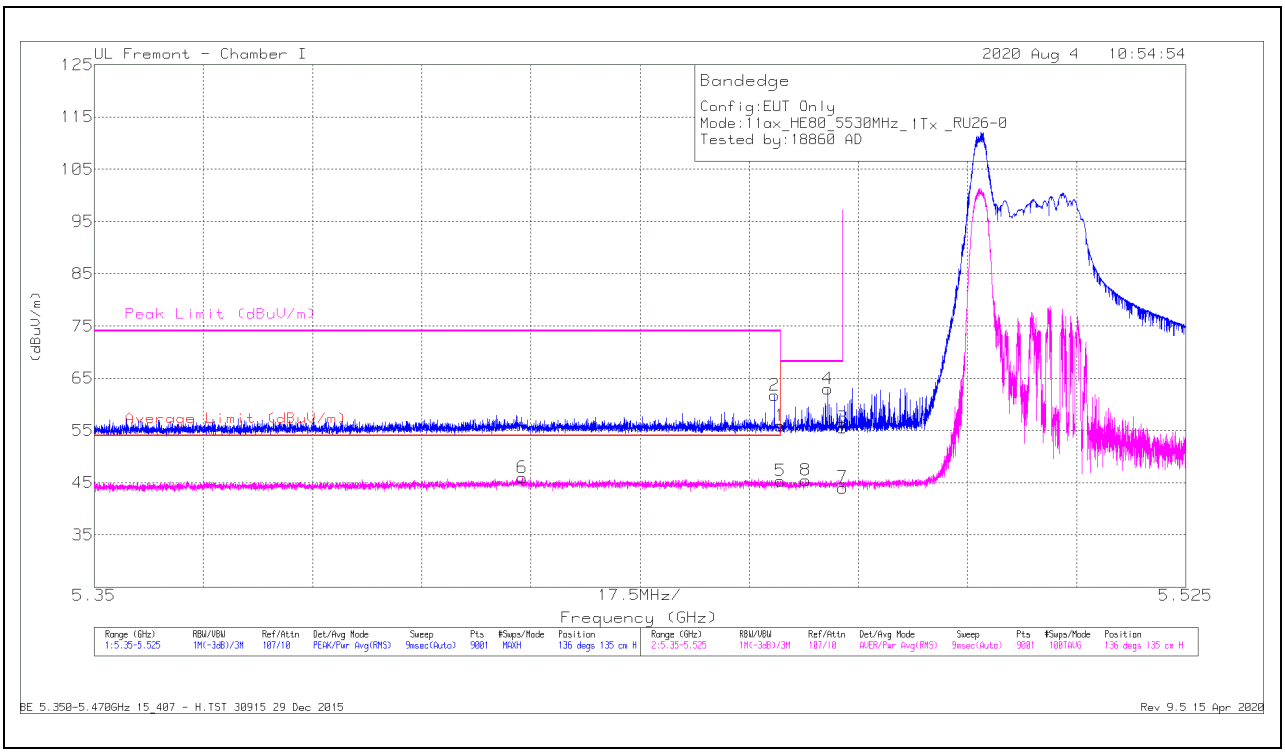

Marker	Frequency (GHz)	Meter Reading (dBuV)	Det	AF T862 (dB/m)	Amp/Cbl/Fltr/Pad (dB)	Corrected Reading (dBuV/m)	Average Limit (dBuV/m)	Margin (dB)	Peak Limit (dBuV/m)	PK Margin (dB)	Azimuth (Degs)	Height (cm)	Polarity
1	* 5.45999	34.79	Pk	34.9	-13.8	55.89	-	-	74	-18.11	136	135	H
2	* 5.45906	40.62	Pk	34.9	-13.8	61.72	-	-	74	-12.28	136	135	H
3	5.46999	34.42	Pk	34.9	-13.8	55.52	-	-	68.2	-12.68	136	135	H
4	5.46762	41.84	Pk	34.9	-13.8	62.94	-	-	68.2	-5.26	136	135	H
5	* 5.45999	24.21	RMS	34.9	-13.8	45.31	54	-8.69	-	-	136	135	H
6	* 5.41862	24.85	RMS	34.8	-13.7	45.95	54	-8.05	-	-	136	135	H
7	5.46999	22.92	RMS	34.9	-13.8	44.02	-	-	-	-	136	135	H
8	5.46402	24.35	RMS	34.9	-13.8	45.45	-	-	-	-	136	135	H

* - indicates frequency in CFR47 Pt 15 / IC RSS-Restricted Band
Pk - Peak detector
RMS - RMS detection

UL VERIFICATION SERVICES INC.
47173 Benicia Street, Fremont, CA 94538; USA TEL:(510) 319-4000 FAX:(510) 661-0888
This report shall not be reproduced except in full, without the written approval of UL Verification Services Inc.

VERTICAL RESULT

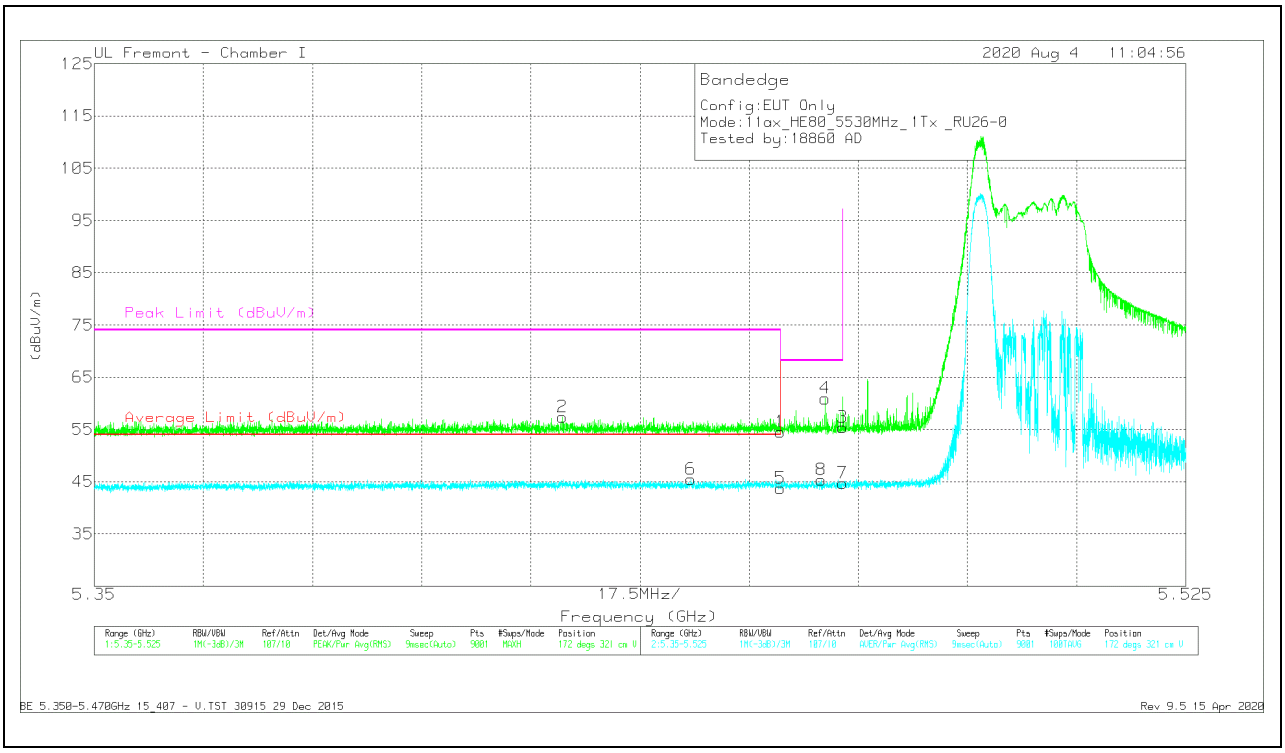

Marker	Frequency (GHz)	Meter Reading (dBuV)	Det	AF T862 (dB/m)	Amp/Cbl/Fltr/Pad (dB)	Corrected Reading (dBuV/m)	Average Limit (dBuV/m)	Margin (dB)	Peak Limit (dBuV/m)	PK Margin (dB)	Azimuth (Degs)	Height (cm)	Polarity
1	* 5.45999	33.4	Pk	34.9	-13.8	54.5	-	-	74	-19.5	172	321	V
2	* 5.42509	36.42	Pk	34.8	-13.8	57.42	-	-	74	-16.58	172	321	V
3	5.46999	34.27	Pk	34.9	-13.8	55.37	-	-	68.2	-12.83	172	321	V
4	5.46715	39.81	Pk	34.9	-13.8	60.91	-	-	68.2	-7.29	172	321	V
5	* 5.45999	22.65	RMS	34.9	-13.8	43.75	54	-10.25	-	-	172	321	V
6	* 5.4457	24.25	RMS	34.9	-13.7	45.45	54	-8.55	-	-	172	321	V
7	5.46999	23.58	RMS	34.9	-13.8	44.68	-	-	-	-	172	321	V
8	5.46651	24.28	RMS	34.9	-13.8	45.38	-	-	-	-	172	321	V

* - indicates frequency in CFR47 Pt 15 / IC RSS-Restricted Band
Pk - Peak detector
RMS - RMS detection

UL VERIFICATION SERVICES INC.
47173 Benicia Street, Fremont, CA 94538; USA TEL:(510) 319-4000 FAX:(510) 661-0888

This report shall not be reproduced except in full, without the written approval of UL Verification Services Inc.

1TX ANTENNA 5 – 996 Tones, RU Index 67

BANDEDGE (LOW CHANNEL)

HORIZONTAL RESULT

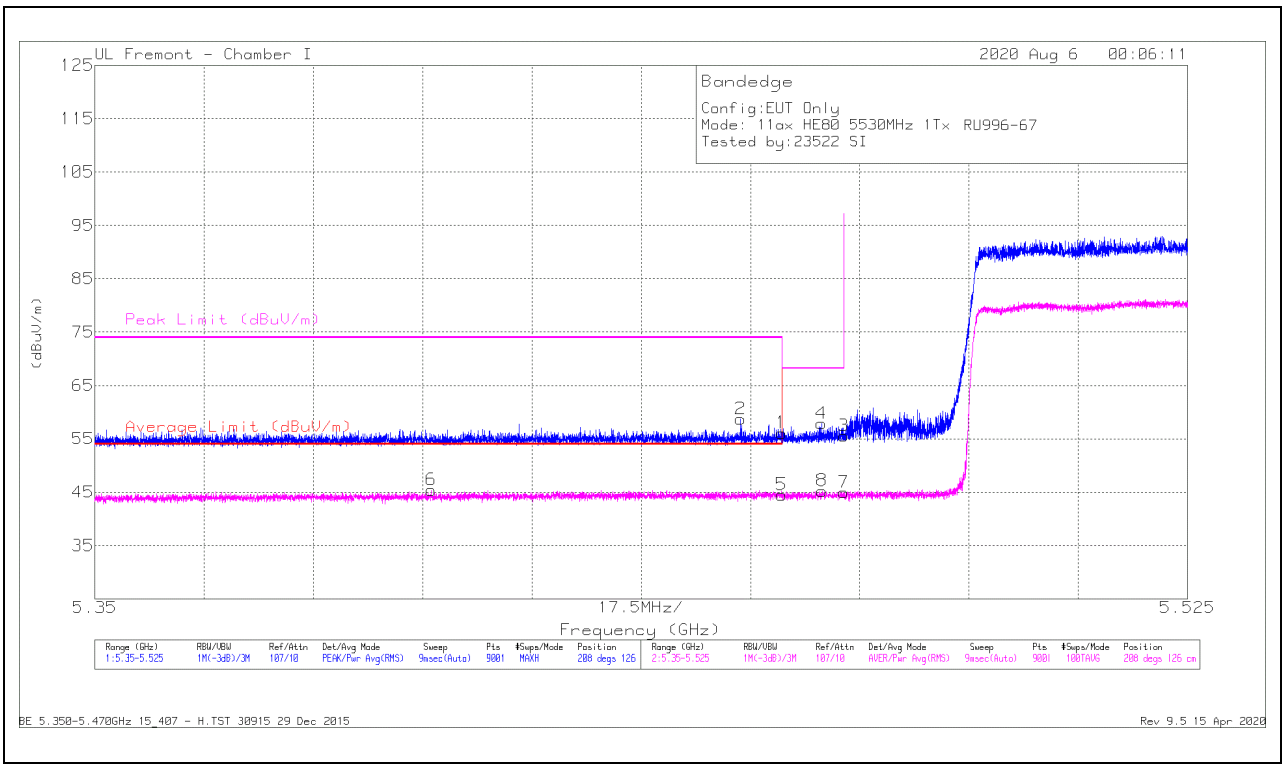

Marker	Frequency (GHz)	Meter Reading (dBuV)	Det	AF T862 (dB/m)	Amp/Cbl/Fltr/Pad (dB)	Corrected Reading (dBuV/m)	Average Limit (dBuV/m)	Margin (dB)	Peak Limit (dBuV/m)	PK Margin (dB)	Azimuth (Degs)	Height (cm)	Polarity
1	* 5.45999	34.99	Pk	34.9	-13.8	56.09	-	-	74	-17.91	208	126	H
2	* 5.45342	37.5	Pk	34.9	-13.7	58.7	-	-	74	-15.3	208	126	H
3	5.46999	34.44	Pk	34.9	-13.8	55.54	-	-	68.2	-12.66	208	126	H
4	5.46637	36.76	Pk	34.9	-13.8	57.86	-	-	68.2	-10.34	208	126	H
5	* 5.45999	23.38	RMS	34.9	-13.8	44.48	54	-9.52	-	-	208	126	H
6	* 5.40388	24.49	RMS	34.7	-13.8	45.39	54	-8.61	-	-	208	126	H
7	5.46999	23.83	RMS	34.9	-13.8	44.93	-	-	-	-	208	126	H
8	5.46647	24.15	RMS	34.9	-13.8	45.25	-	-	-	-	208	126	H

* - indicates frequency in CFR47 Pt 15 / IC RSS-Restricted Band
Pk - Peak detector
RMS - RMS detection

UL VERIFICATION SERVICES INC.
47173 Benicia Street, Fremont, CA 94538; USA TEL:(510) 319-4000 FAX:(510) 661-0888
This report shall not be reproduced except in full, without the written approval of UL Verification Services Inc.

VERTICAL RESULT

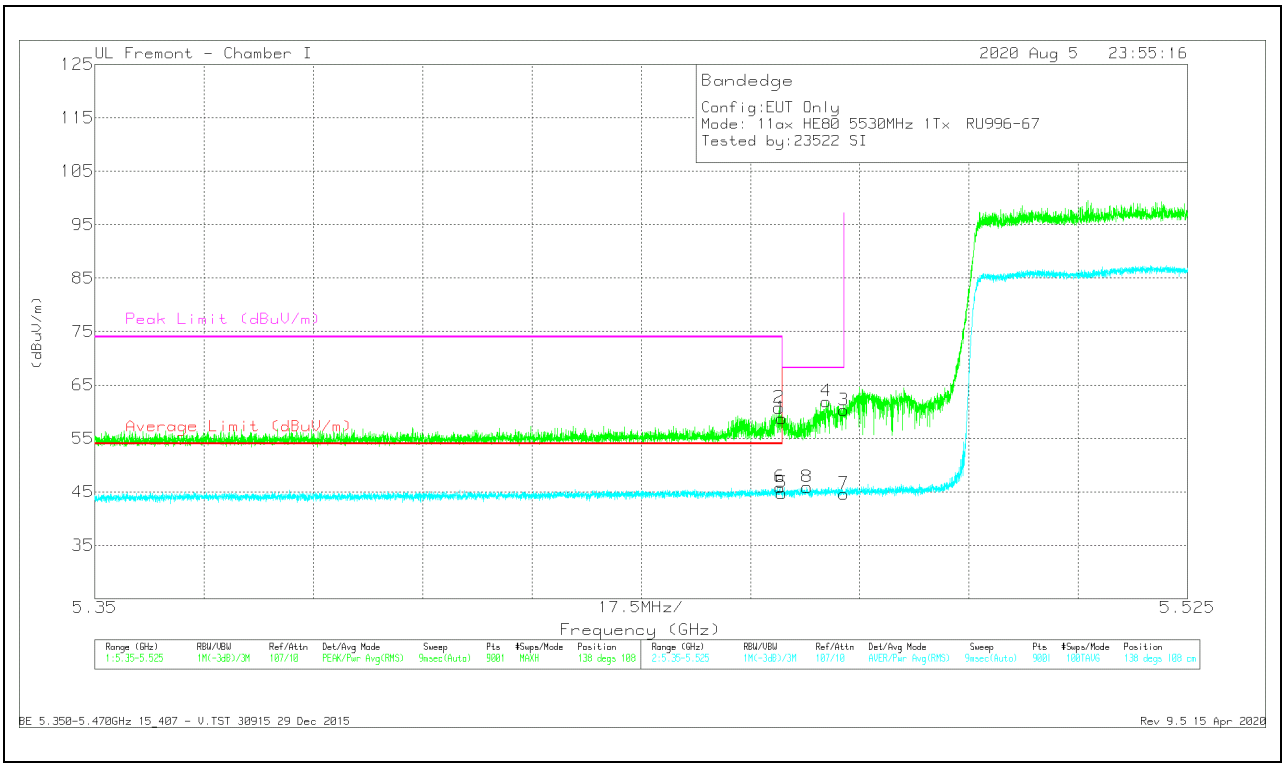

Marker	Frequency (GHz)	Meter Reading (dBuV)	Det	AF T862 (dB/m)	Amp/Cbl/Fltr/Pad (dB)	Corrected Reading (dBuV/m)	Average Limit (dBuV/m)	Margin (dB)	Peak Limit (dBuV/m)	PK Margin (dB)	Azimuth (Degs)	Height (cm)	Polarity
1	* 5.45999	37.65	Pk	34.9	-13.8	58.75	-	-	74	-15.25	138	108	V
2	* 5.45959	39.65	Pk	34.9	-13.8	60.75	-	-	74	-13.25	138	108	V
3	5.46999	39.18	Pk	34.9	-13.8	60.28	-	-	68.2	-7.92	138	108	V
4	5.46711	40.85	Pk	34.9	-13.8	61.95	-	-	68.2	-6.25	138	108	V
5	* 5.45999	23.7	RMS	34.9	-13.8	44.8	54	-9.2	-	-	138	108	V
6	* 5.45974	24.77	RMS	34.9	-13.8	45.87	54	-8.13	-	-	138	108	V
7	5.46999	23.51	RMS	34.9	-13.8	44.61	-	-	-	-	138	108	V
8	5.46406	24.78	RMS	34.9	-13.8	45.88	-	-	-	-	138	108	V

* - indicates frequency in CFR47 Pt 15 / IC RSS-Restricted Band
Pk - Peak detector
RMS - RMS detection

UL VERIFICATION SERVICES INC.
47173 Benicia Street, Fremont, CA 94538; USA TEL:(510) 319-4000 FAX:(510) 661-0888

This report shall not be reproduced except in full, without the written approval of UL Verification Services Inc.

1TX ANTENNA 5 – 26 Tones, RU Index 0

BANDEDGE (LOW CHANNEL)

HORIZONTAL RESULT

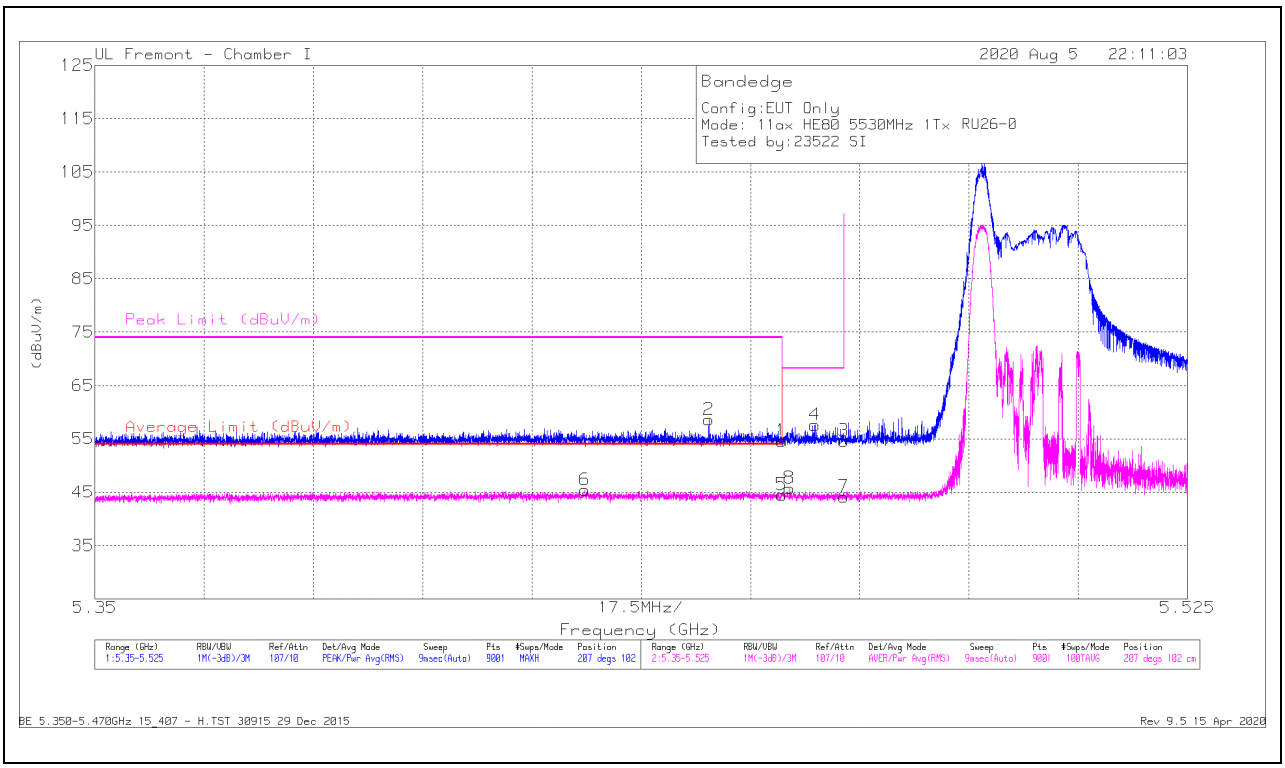

Marker	Frequency (GHz)	Meter Reading (dBuV)	Det	AF T862 (dB/m)	Amp/Cbl/Fltr/Pad (dB)	Corrected Reading (dBuV/m)	Average Limit (dBuV/m)	Margin (dB)	Peak Limit (dBuV/m)	PK Margin (dB)	Azimuth (Degs)	Height (cm)	Polarity
1	* 5.45999	33.56	Pk	34.9	-13.8	54.66	-	-	74	-19.34	207	102	H
2	* 5.44833	37.47	Pk	34.8	-13.7	58.57	-	-	74	-15.43	207	102	H
3	5.46999	33.49	Pk	34.9	-13.8	54.59	-	-	68.2	-13.61	207	102	H
4	5.46532	36.49	Pk	34.9	-13.8	57.59	-	-	68.2	-10.61	207	102	H
5	* 5.45999	23.4	RMS	34.9	-13.8	44.5	54	-9.5	-	-	207	102	H
6	* 5.4285	24.31	RMS	34.8	-13.7	45.41	54	-8.59	-	-	207	102	H
7	5.46999	23.04	RMS	34.9	-13.8	44.14	-	-	-	-	207	102	H
8	5.46124	24.63	RMS	34.9	-13.8	45.73	-	-	-	-	207	102	H

* - indicates frequency in CFR47 Pt 15 / IC RSS-Restricted Band
Pk - Peak detector
RMS - RMS detection

UL VERIFICATION SERVICES INC.
47173 Benicia Street, Fremont, CA 94538; USA TEL:(510) 319-4000 FAX:(510) 661-0888
This report shall not be reproduced except in full, without the written approval of UL Verification Services Inc.

VERTICAL RESULT

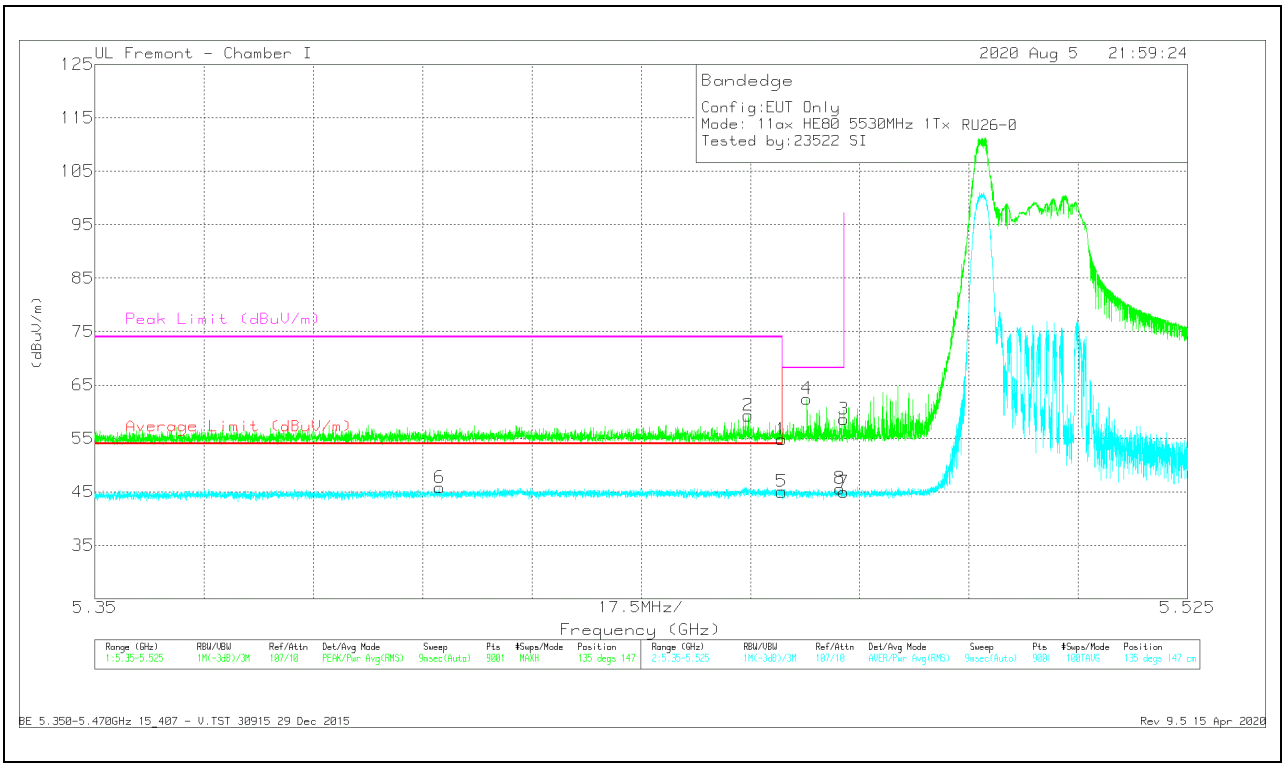

Marker	Frequency (GHz)	Meter Reading (dBuV)	Det	AF T862 (dB/m)	Amp/Cbl/Fltr/Pad (dB)	Corrected Reading (dBuV/m)	Average Limit (dBuV/m)	Margin (dB)	Peak Limit (dBuV/m)	PK Margin (dB)	Azimuth (Degs)	Height (cm)	Polarity
1	* 5.45999	33.71	Pk	34.9	-13.8	54.81	-	-	74	-19.19	135	147	V
2	* 5.45465	38.1	Pk	34.9	-13.7	59.3	-	-	74	-14.7	135	147	V
3	5.46999	37.5	Pk	34.9	-13.8	58.6	-	-	68.2	-9.6	135	147	V
4	5.46404	41.32	Pk	34.9	-13.8	62.42	-	-	68.2	-5.78	135	147	V
5	* 5.45999	23.94	RMS	34.9	-13.8	45.04	54	-8.96	-	-	135	147	V
6	* 5.4052	24.91	RMS	34.7	-13.8	45.81	54	-8.19	-	-	135	147	V
7	5.46999	23.85	RMS	34.9	-13.8	44.95	-	-	-	-	135	147	V
8	5.46937	24.5	RMS	34.9	-13.8	45.6	-	-	-	-	135	147	V

* - indicates frequency in CFR47 Pt 15 / IC RSS-Restricted Band
Pk - Peak detector
RMS - RMS detection

UL VERIFICATION SERVICES INC.
47173 Benicia Street, Fremont, CA 94538; USA TEL:(510) 319-4000 FAX:(510) 661-0888

This report shall not be reproduced except in full, without the written approval of UL Verification Services Inc.

2TX ANTENNA 6 + ANTENNA 5 OFDMA MODE – 996 Tones, RU Index 67

BANDEDGE (LOW CHANNEL)

HORIZONTAL RESULT

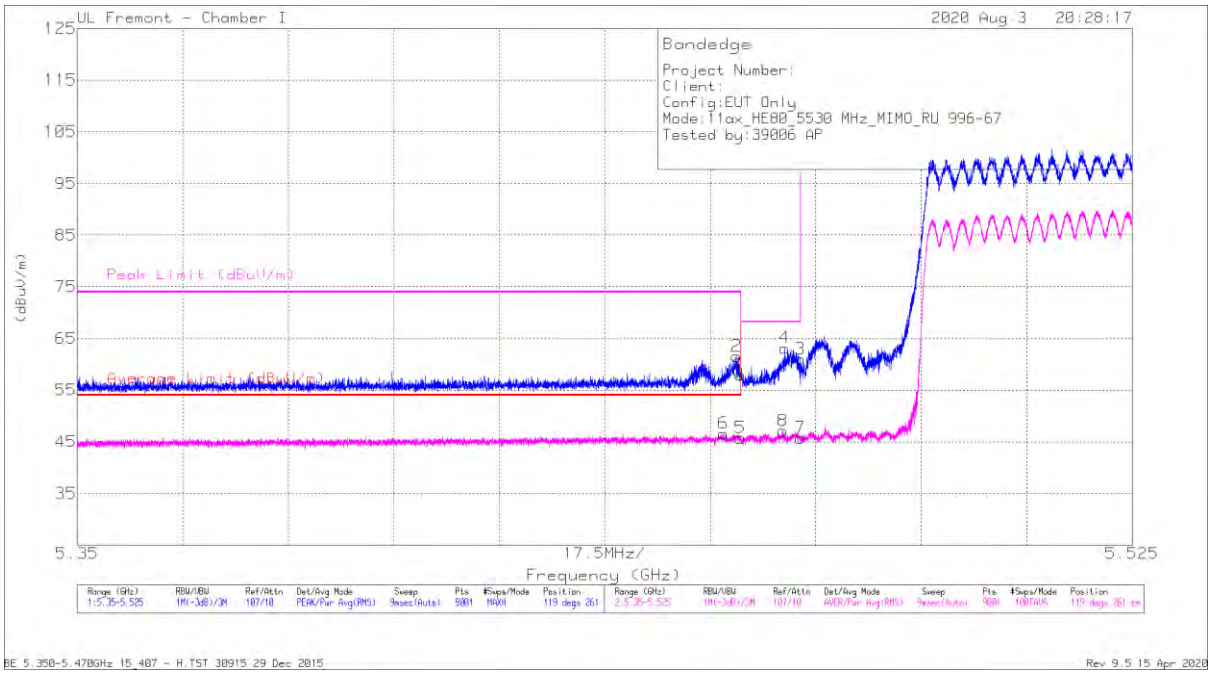

Marker	Frequency (GHz)	Meter Reading (dBuV)	Det	AF T862 (dB/m)	Amp/Cbl/Fltr/Pad (dB)	Corrected Reading (dBuV/m)	Average Limit (dBuV/m)	Margin (dB)	Peak Limit (dBuV/m)	PK Margin (dB)	Azimuth (Degs)	Height (cm)	Polarity
1	* 5.45999	36.91	Pk	34.9	-13.8	58.01	-	-	74	-15.99	119	261	H
2	* 5.45937	40.46	Pk	34.9	-13.8	61.56	-	-	74	-12.44	119	261	H
3	5.46999	39.92	Pk	34.9	-13.8	61.02	-	-	68.2	-7.18	119	261	H
4	5.46736	42.07	Pk	34.9	-13.8	63.17	-	-	68.2	-5.03	119	261	H
5	* 5.45999	24.67	RMS	34.9	-13.8	45.77	54	-8.23	-	-	119	261	H
6	* 5.45719	25.4	RMS	34.9	-13.7	46.6	54	-7.4	-	-	119	261	H
7	5.46999	24.6	RMS	34.9	-13.8	45.7	-	-	-	-	119	261	H
8	5.46705	26	RMS	34.9	-13.8	47.1	-	-	-	-	119	261	H

* - indicates frequency in CFR47 Pt 15 / IC RSS-Restricted Band
Pk - Peak detector
RMS - RMS detection

UL VERIFICATION SERVICES INC.
47173 Benicia Street, Fremont, CA 94538; USA TEL:(510) 319-4000 FAX:(510) 661-0888

This report shall not be reproduced except in full, without the written approval of UL Verification Services Inc.

VERTICAL RESULT

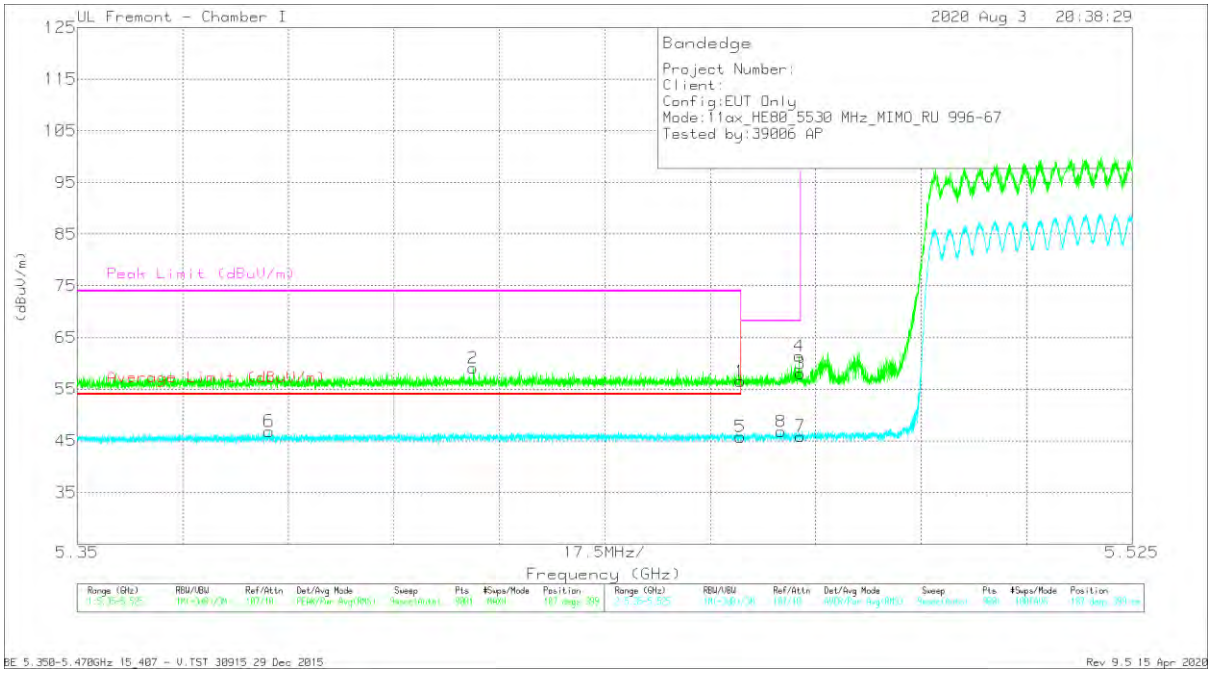

Marker	Frequency (GHz)	Meter Reading (dBuV)	Det	AF T862 (dB/m)	Amp/Cbl/Fltr/Pad (dB)	Corrected Reading (dBuV/m)	Average Limit (dBuV/m)	Margin (dB)	Peak Limit (dBuV/m)	PK Margin (dB)	Azimuth (Degs)	Height (cm)	Polarity
1	* 5.45999	35.43	Pk	34.9	-13.8	56.53	-	-	74	-17.47	187	399	V
2	* 5.41568	38.07	Pk	34.8	-13.8	59.07	-	-	74	-14.93	187	399	V
3	5.46999	36.89	Pk	34.9	-13.8	57.99	-	-	68.2	-10.21	187	399	V
4	5.46976	40.29	Pk	34.9	-13.8	61.39	-	-	68.2	-6.81	187	399	V
5	* 5.45999	24.68	RMS	34.9	-13.8	45.78	54	-8.22	-	-	187	399	V
6	* 5.38183	26.03	RMS	34.7	-13.9	46.83	54	-7.17	-	-	187	399	V
7	5.46999	24.74	RMS	34.9	-13.8	45.84	-	-	-	-	187	399	V
8	5.4667	25.68	RMS	34.9	-13.8	46.78	-	-	-	-	187	399	V

* - indicates frequency in CFR47 Pt 15 / IC RSS-Restricted Band
Pk - Peak detector
RMS - RMS detection

UL VERIFICATION SERVICES INC.
47173 Benicia Street, Fremont, CA 94538; USA TEL:(510) 319-4000 FAX:(510) 661-0888

This report shall not be reproduced except in full, without the written approval of UL Verification Services Inc.

HARMONICS AND SPURIOUS EMISSIONS

LOW CHANNEL RESULTS

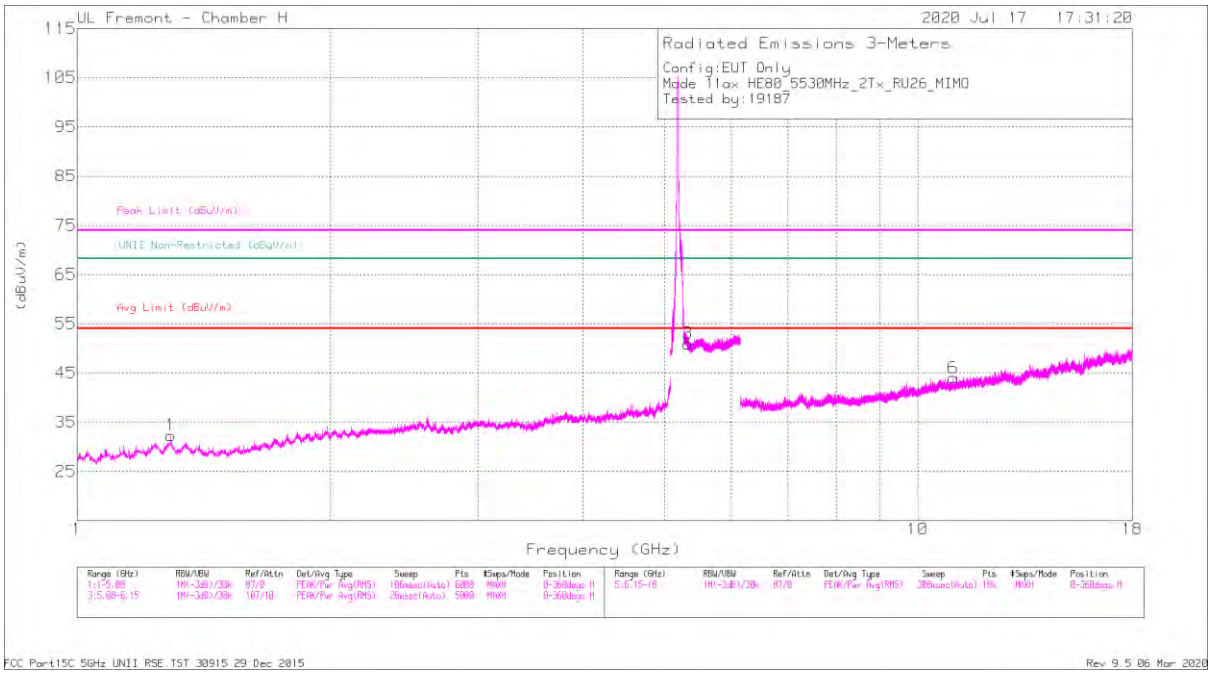

HORIZONTAL

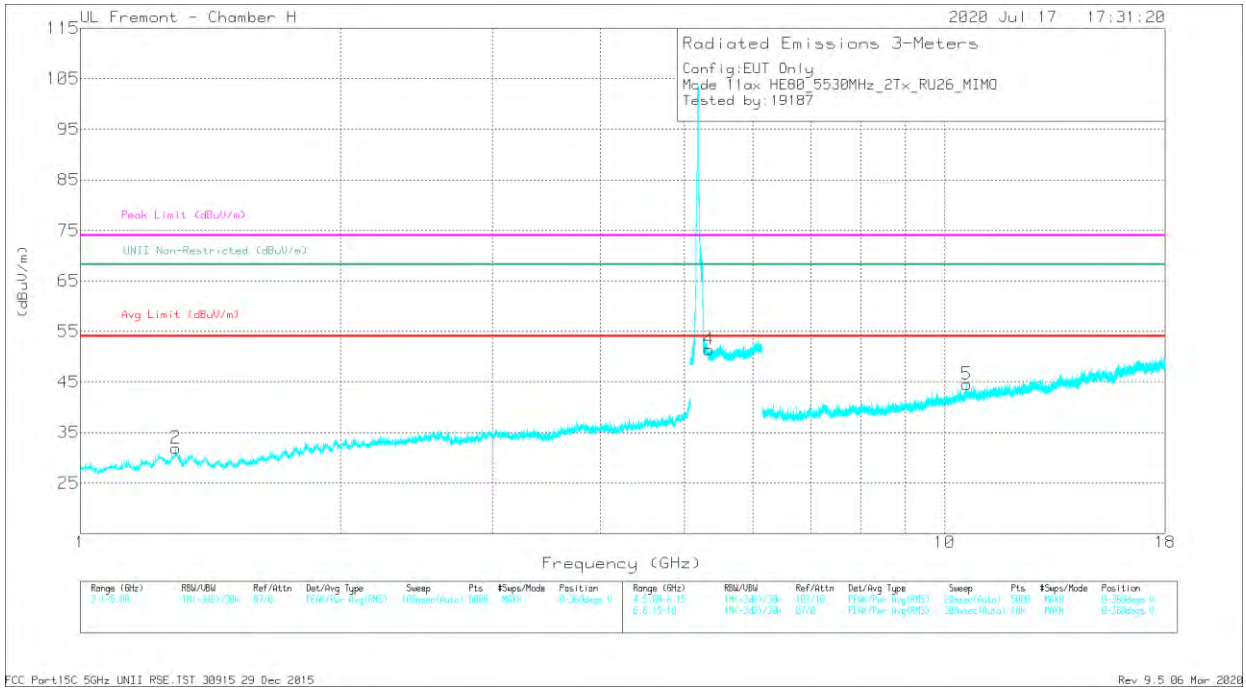

VERTICAL

UL VERIFICATION SERVICES INC.
47173 Benicia Street, Fremont, CA 94538; USA TEL:(510) 319-4000 FAX:(510) 661-0888

This report shall not be reproduced except in full, without the written approval of UL Verification Services Inc.

RADIATED EMISSIONS

Markers	Frequency (GHz)	Meter Reading (dBuV)	Det	AF T863 (dB/m)	Amp/Cbl/Fltr/Pad (dB)	Corrected Reading (dBuV/m)	Avg Limit (dBuV/m)	Margin (dB)	Peak Limit (dBuV/m)	PK Margin (dB)	UNII Non-Restricted (dBuV/m)	PK Margin (dB)	Azimuth (Degs)	Height (cm)	Polarity
1	* 1.29347	44.69	PK-U	29	-35.1	38.59	-	-	74	-35.41	-	-	0	101	H
	* 1.29058	32.94	ADR	29.1	-35.1	26.94	54	-27.06	-	-	-	-	0	101	H
2	* 1.28842	44.31	PK-U	29.2	-35.1	38.41	-	-	74	-35.59	-	-	0	101	V
	* 1.28933	33.07	ADR	29.2	-35.1	27.17	54	-26.83	-	-	-	-	0	101	V
6	* 11.02411	36.45	PK-U	37.7	-23.6	50.55	-	-	74	-23.45	-	-	0	200	H
	* 11.02665	25.45	ADR	37.7	-23.7	39.45	54	-14.55	-	-	-	-	0	200	H
5	* 10.61422	37.56	PK-U	37.6	-24.4	50.76	-	-	74	-23.24	-	-	0	200	V
	* 10.61629	26.09	ADR	37.6	-24.4	39.29	54	-14.71	-	-	-	-	0	200	V
3	5.32991	44.29	PK-U	34.9	-21	58.19	-	-	-	-	68.2	-10.01	0	101	H
4	5.33669	43.46	PK-U	34.9	-20.9	57.46	-	-	-	-	68.2	-10.74	0	199	V

* - indicates frequency in CFR47 Pt 15 / IC RSS-Restricted Band
PK-U - U-NII: Maximum Peak
ADR - U-NII AD primary method, RMS average

UL VERIFICATION SERVICES INC.
47173 Benicia Street, Fremont, CA 94538; USA TEL:(510) 319-4000 FAX:(510) 661-0888
This report shall not be reproduced except in full, without the written approval of UL Verification Services Inc.

HIGH CHANNEL RESULTS

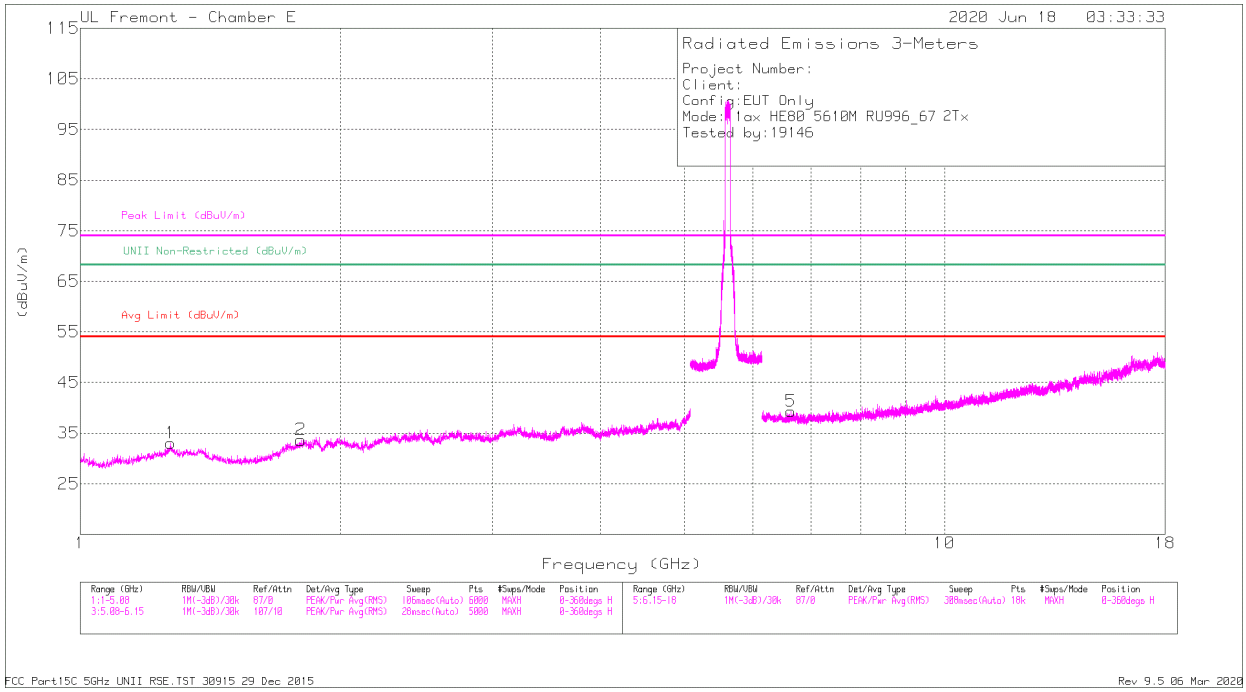

HORIZONTAL

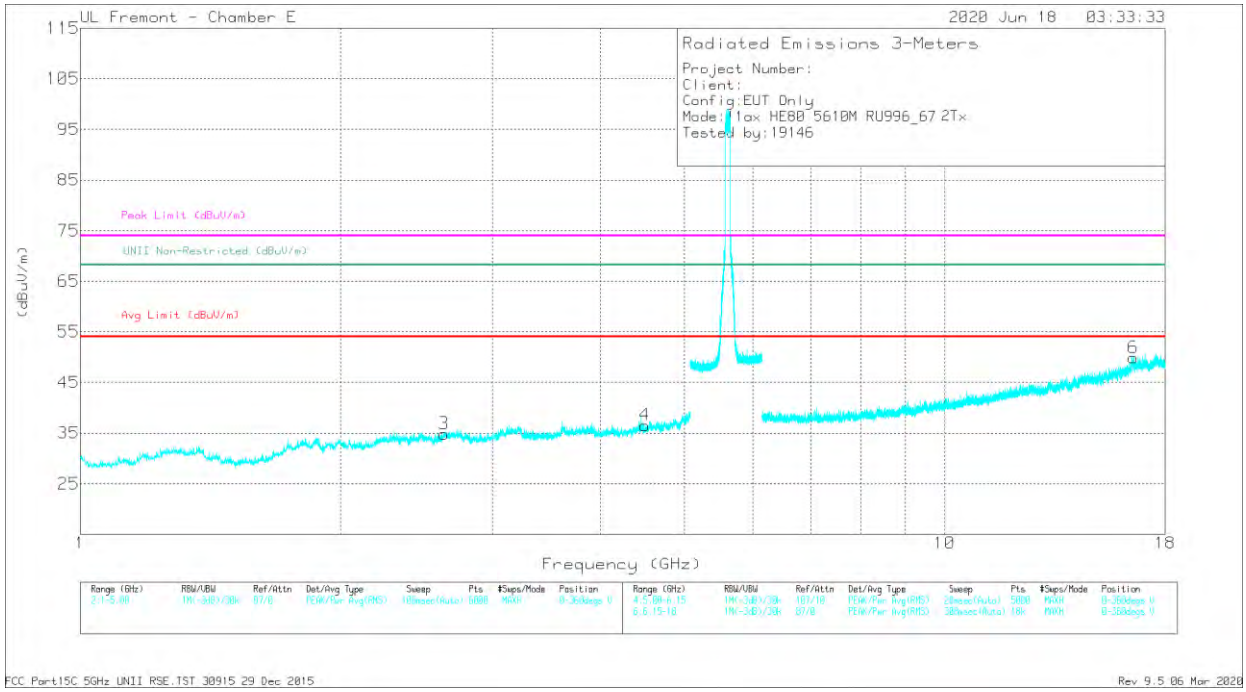

VERTICAL

UL VERIFICATION SERVICES INC.
47173 Benicia Street, Fremont, CA 94538; USA TEL:(510) 319-4000 FAX:(510) 661-0888

This report shall not be reproduced except in full, without the written approval of UL Verification Services Inc.

RADIATED EMISSIONS

Marker	Frequency (GHz)	Meter Reading (dBuV)	Det	AF T712 (dB/m)	Amp/Cbl/Fltr/Pad (dB)	Corrected Reading (dBuV/m)	Avg Limit (dBuV/m)	Margin (dB)	Peak Limit (dBuV/m)	PK Margin (dB)	UNII Non-Restricted (dBuV/m)	PK Margin (dB)	Azimuth (Degs)	Height (cm)	Polarity
1	* 1.27022	46.14	PK-U	29.6	-34.8	40.94	-	-	74	-33.06	-	-	0	101	H
	* 1.27174	33.55	ADR	29.6	-34.8	28.35	54	-25.65	-	-	-	-	0	101	H
4	* 4.50425	41.5	PK-U	33.9	-31.8	43.6	-	-	74	-30.4	-	-	0	200	V
	* 4.50455	30.25	ADR	33.9	-31.8	32.35	54	-21.65	-	-	-	-	0	200	V
2	1.79955	45.44	PK-U	30.5	-35	40.94	-	-	-	-	68.2	-27.26	0	101	H
3	2.6325	45.66	PK-U	32.6	-35.8	42.46	-	-	-	-	68.2	-25.74	0	101	V
5	6.64149	38.61	PK-U	35.7	-28.7	45.61	-	-	-	-	68.2	-22.59	0	101	H
6	16.53966	35.63	PK-U	41.5	-19.6	57.53	-	-	-	-	68.2	-10.67	0	200	V

* - indicates frequency in CFR47 Pt 15 / IC RSS-Restricted Band
PK-U - U-NII: Maximum Peak
ADR - U-NII AD primary method, RMS average

UL VERIFICATION SERVICES INC.
47173 Benicia Street, Fremont, CA 94538; USA TEL:(510) 319-4000 FAX:(510) 661-0888
This report shall not be reproduced except in full, without the written approval of UL Verification Services Inc.

CHANNEL 138 RESULTS

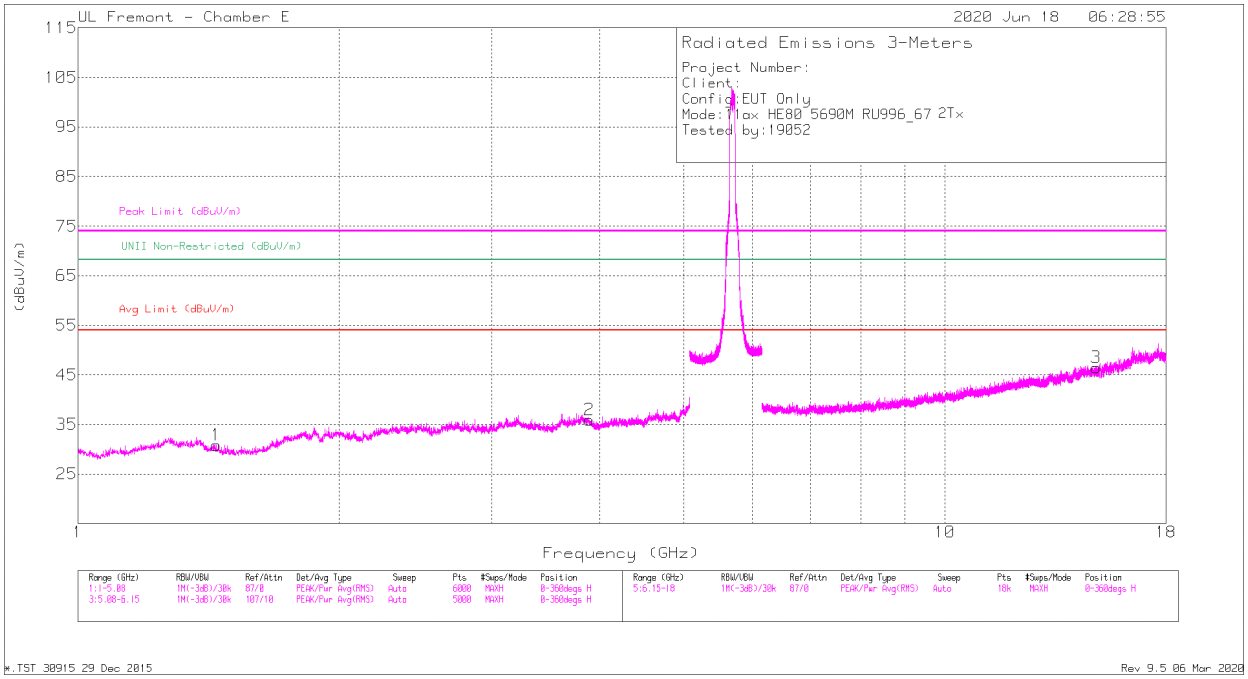

HORIZONTAL

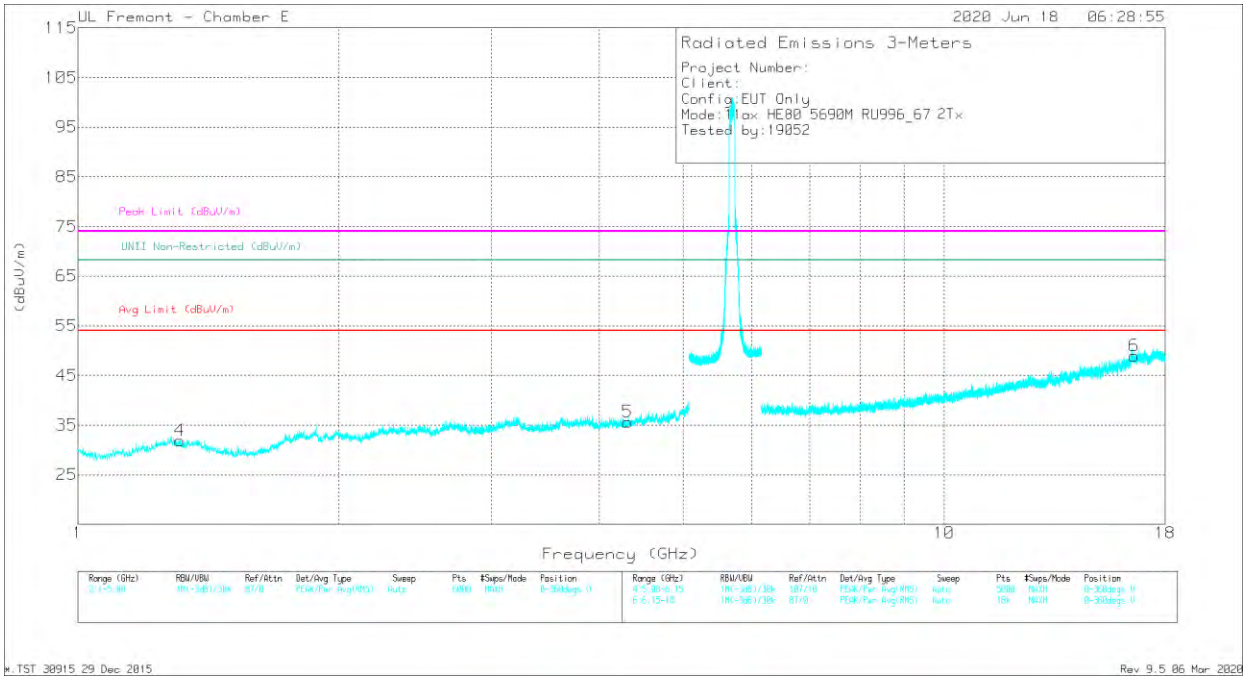

VERTICAL

UL VERIFICATION SERVICES INC.
47173 Benicia Street, Fremont, CA 94538; USA TEL:(510) 319-4000 FAX:(510) 661-0888

This report shall not be reproduced except in full, without the written approval of UL Verification Services Inc.

RADIATED EMISSIONS

Marker	Frequency (GHz)	Meter Reading (dBuV)	Det	AF T712 (dB/m)	Amp/Cbl/Fltr/Pad (dB)	Corrected Reading (dBuV/m)	Avg Limit (dBuV/m)	Margin (dB)	Peak Limit (dBuV/m)	PK Margin (dB)	UNII Non-Restricted (dBuV/m)	PK Margin (dB)	Azimuth (Degs)	Height (cm)	Polarity
1	* 1.44087	45.62	PK-U	28.6	-35.7	38.52	-	-	74	-35.48	-	-	220	130	H
	* 1.44229	33.23	ADR	28.6	-35.6	26.23	54	-27.77	-	-	-	-	220	130	H
2	* 3.89294	43.36	PK-U	33.7	-33.1	43.96	-	-	74	-30.04	-	-	41	222	H
	* 3.89258	31.07	ADR	33.7	-33.1	31.67	54	-22.33	-	-	-	-	41	222	H
4	* 1.31132	44.6	PK-U	29.4	-35.1	38.9	-	-	74	-35.1	-	-	85	124	V
	* 1.31188	32.77	ADR	29.4	-35.1	27.07	54	-26.93	-	-	-	-	85	124	V
5	* 4.31199	41.86	PK-U	33.7	-32.1	43.46	-	-	74	-30.54	-	-	54	313	V
	* 4.31201	30.08	ADR	33.7	-32.1	31.68	54	-22.32	-	-	-	-	54	313	V
3	14.94583	35.27	PK-U	39.8	-22	53.07	-	-	-	-	68.2	-15.13	320	121	H
6	16.56309	35.71	PK-U	41.6	-20.5	56.81	-	-	-	-	68.2	-11.39	347	283	V

* - indicates frequency in CFR47 Pt 15 / IC RSS-Restricted Band
PK-U - U-NII: Maximum Peak
ADR - U-NII AD primary method, RMS average

UL VERIFICATION SERVICES INC.
47173 Benicia Street, Fremont, CA 94538; USA TEL:(510) 319-4000 FAX:(510) 661-0888
This report shall not be reproduced except in full, without the written approval of UL Verification Services Inc.

2TX ANTENNA 6 + ANTENNA 5 OFDMA MODE – 26 Tones, RU Index 0

BANDEDGE (LOW CHANNEL)

HORIZONTAL RESULT

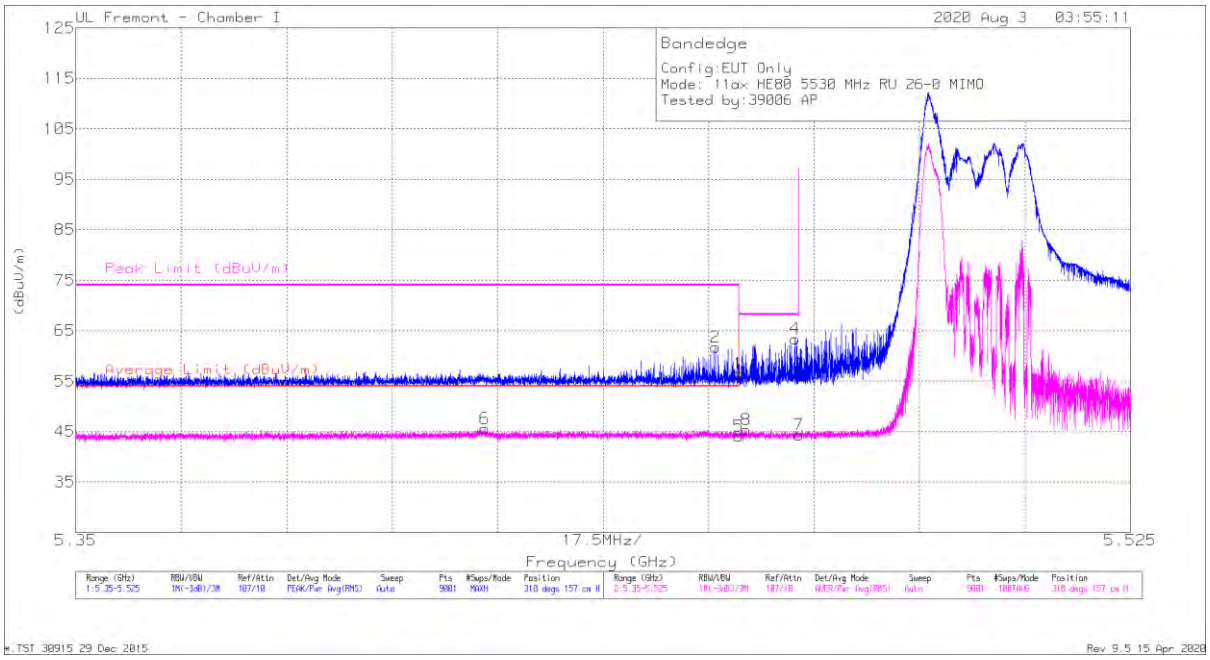

Marker	Frequency (GHz)	Meter Reading (dBuV)	Det	AF T862 (dB/m)	Amp/Cbl/Fltr/Pad (dB)	Corrected Reading (dBuV/m)	Average Limit (dBuV/m)	Margin (dB)	Peak Limit (dBuV/m)	PK Margin (dB)	Azimuth (Degs)	Height (cm)	Polarity
1	* 5.45999	35.38	Pk	34.9	-13.8	56.48	-	-	74	-17.52	318	157	H
2	* 5.45614	40.57	Pk	34.9	-13.7	61.77	-	-	74	-12.23	318	157	H
3	5.46999	35.16	Pk	34.9	-13.8	56.26	-	-	68.2	-11.94	318	157	H
4	5.46937	42.29	Pk	34.9	-13.8	63.39	-	-	68.2	-4.81	318	157	H
5	* 5.45999	22.98	RMS	34.9	-13.8	44.08	54	-9.92	-	-	318	157	H
6	* 5.4179	24.5	RMS	34.8	-13.7	45.6	54	-8.4	-	-	318	157	H
7	5.46999	23.19	RMS	34.9	-13.8	44.29	-	-	-	-	318	157	H
8	5.46128	24.28	RMS	34.9	-13.8	45.38	-	-	-	-	318	157	H

* - indicates frequency in CFR47 Pt 15 / IC RSS-Restricted Band
Pk - Peak detector
RMS - RMS detection

UL VERIFICATION SERVICES INC.
47173 Benicia Street, Fremont, CA 94538; USA TEL:(510) 319-4000 FAX:(510) 661-0888

This report shall not be reproduced except in full, without the written approval of UL Verification Services Inc.

VERTICAL RESULT

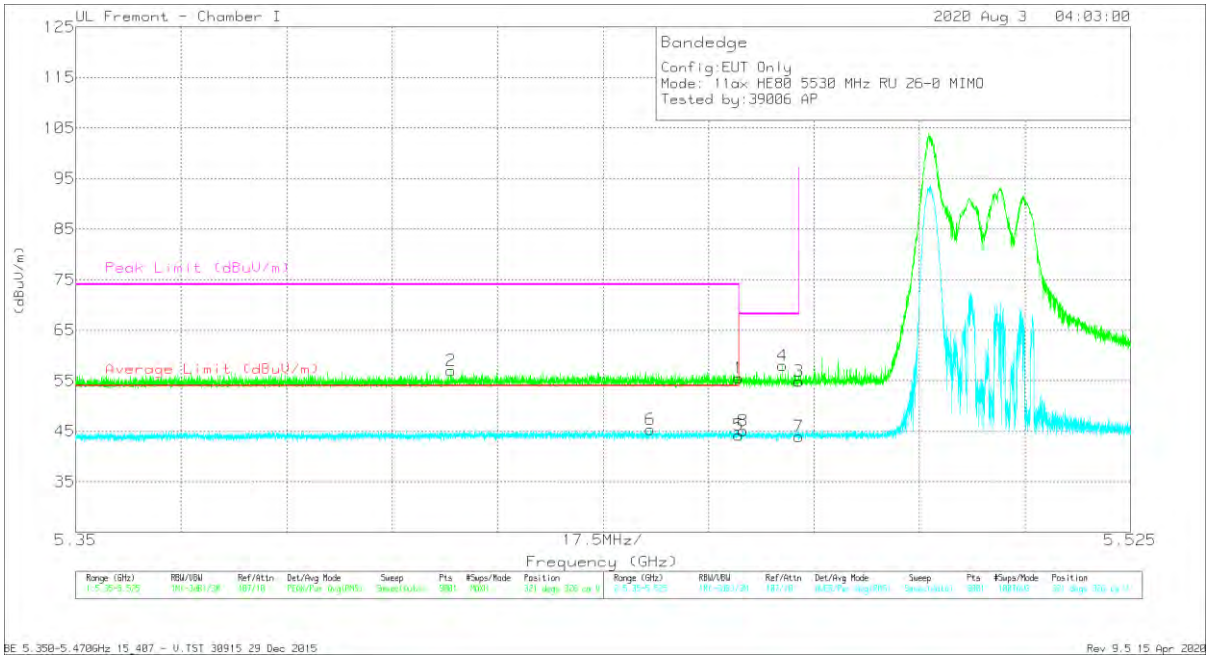

Marker	Frequency (GHz)	Meter Reading (dBuV)	Det	AF T862 (dB/m)	Amp/Cbl/Fltr/Pad (dB)	Corrected Reading (dBuV/m)	Average Limit (dBuV/m)	Margin (dB)	Peak Limit (dBuV/m)	PK Margin (dB)	Azimuth (Degs)	Height (cm)	Polarity
1	* 5.45999	34.38	Pk	34.9	-13.8	55.48	-	-	74	-18.52	321	326	V
2	* 5.41226	36.03	Pk	34.8	-13.8	57.03	-	-	74	-16.97	321	326	V
3	5.46999	33.81	Pk	34.9	-13.8	54.91	-	-	68.2	-13.29	321	326	V
4	5.46729	36.92	Pk	34.9	-13.8	58.02	-	-	68.2	-10.18	321	326	V
5	* 5.45999	23.09	RMS	34.9	-13.8	44.19	54	-9.81	-	-	321	326	V
6	* 5.44539	24.1	RMS	34.9	-13.7	45.3	54	-8.7	-	-	321	326	V
7	5.46999	22.84	RMS	34.9	-13.8	43.94	-	-	-	-	321	326	V
8	5.46069	23.99	RMS	34.9	-13.8	45.09	-	-	-	-	321	326	V

* - indicates frequency in CFR47 Pt 15 / IC RSS-Restricted Band
Pk - Peak detector
RMS - RMS detection

UL VERIFICATION SERVICES INC.
47173 Benicia Street, Fremont, CA 94538; USA TEL:(510) 319-4000 FAX:(510) 661-0888

This report shall not be reproduced except in full, without the written approval of UL Verification Services Inc.

HARMONICS AND SPURIOUS EMISSIONS

LOW CHANNEL RESULTS

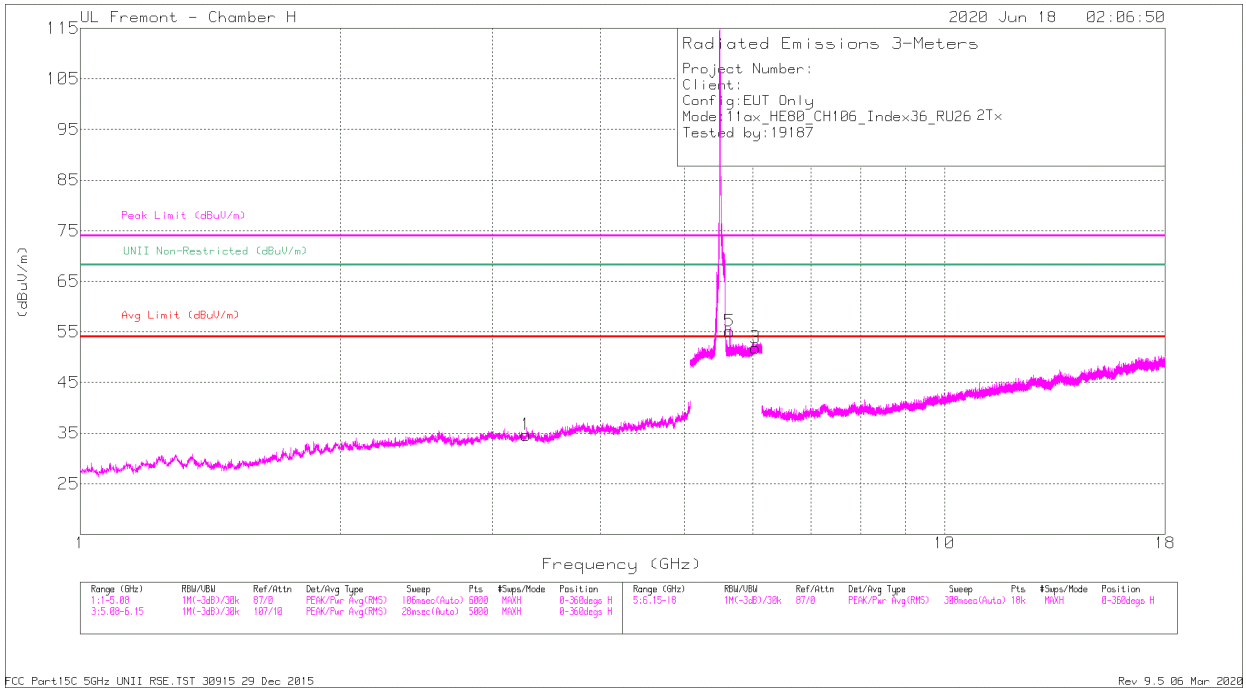

HORIZONTAL

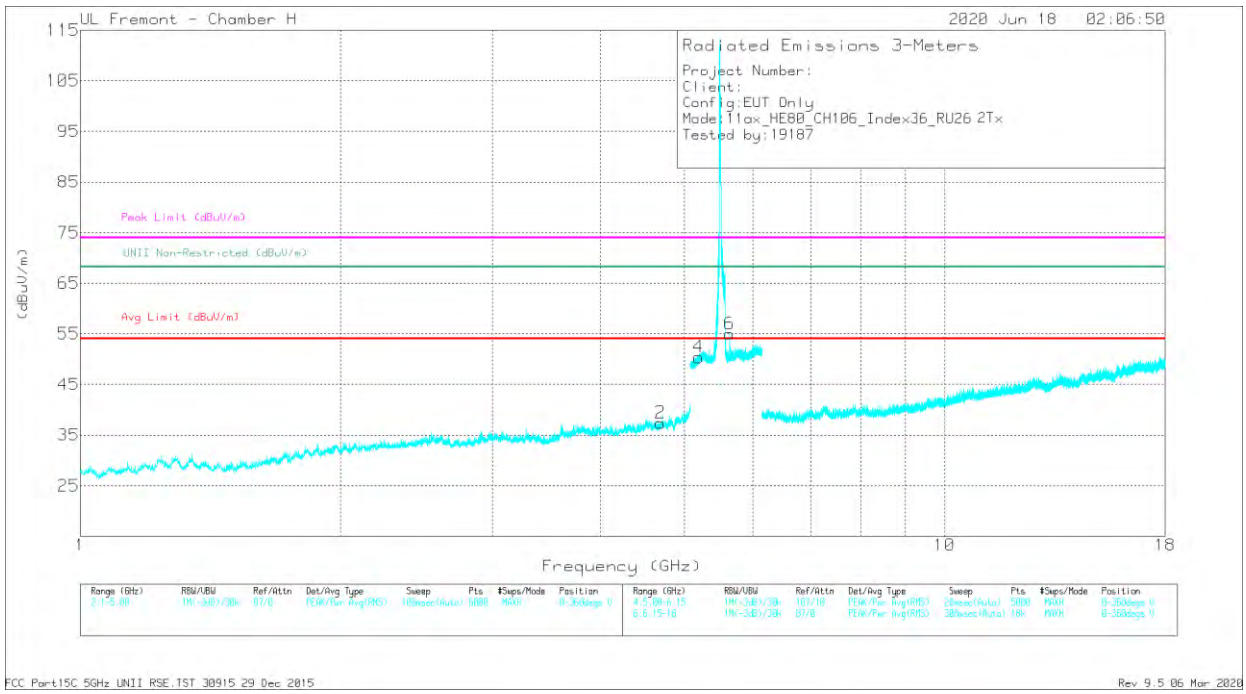

VERTICAL

UL VERIFICATION SERVICES INC.
47173 Benicia Street, Fremont, CA 94538; USA TEL:(510) 319-4000 FAX:(510) 661-0888

This report shall not be reproduced except in full, without the written approval of UL Verification Services Inc.

RADIATED EMISSIONS

Markers	Frequency (GHz)	Meter Reading (dBuV)	Det	AF T863 (dB/m)	Amp/Cbl/Fltr/Pad (dB)	Corrected Reading (dBuV/m)	Avg Limit (dBuV/m)	Margin (dB)	Peak Limit (dBuV/m)	PK Margin (dB)	UNII Non-Restricted (dBuV/m)	PK Margin (dB)	Azimuth (Degs)	Height (cm)	Polarity
2	* 4.69125	42.46	PK-U	34.2	-31.2	45.46	-	-	74	-28.54	-	-	208	245	V
	* 4.69441	30.34	ADR	34.3	-31.1	33.54	54	-20.46	-	-	-	-	208	245	V
1	3.27966	42.04	PK-U	32.9	-32.4	42.54	-	-	-	-	68.2	-25.66	274	206	H
4	5.19159	45.1	PK-U	34.5	-21.3	58.3	-	-	-	-	68.2	-9.9	65	126	V
6	5.64202	44.07	PK-U	35.2	-21.1	58.17	-	-	-	-	68.2	-10.03	213	119	V
5	5.64409	43.98	PK-U	35.2	-21.1	58.08	-	-	-	-	68.2	-10.12	213	119	V
3	6.04242	44.53	PK-U	35.4	-20.3	59.63	-	-	-	-	68.2	-8.57	201	244	H

* - indicates frequency in CFR47 Pt 15 / IC RSS-Restricted Band
PK-U - U-NII: Maximum Peak
ADR - U-NII AD primary method, RMS average

UL VERIFICATION SERVICES INC.
47173 Benicia Street, Fremont, CA 94538; USA TEL:(510) 319-4000 FAX:(510) 661-0888
This report shall not be reproduced except in full, without the written approval of UL Verification Services Inc.

HIGH CHANNEL RESULTS

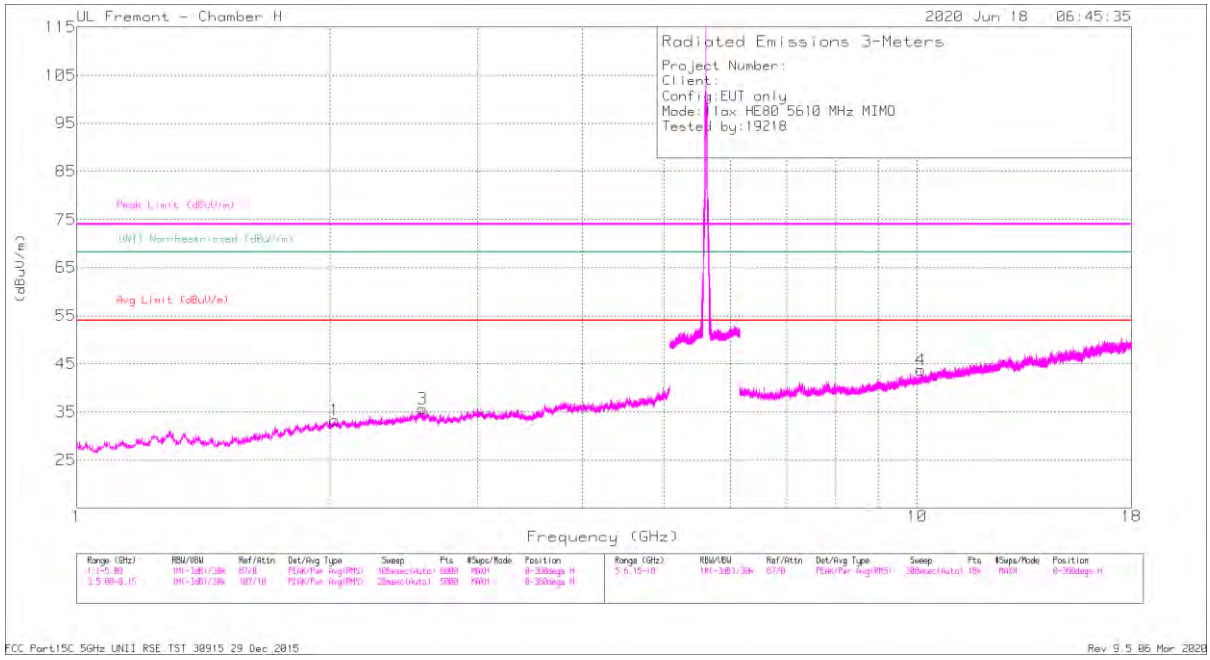

HORIZONTAL

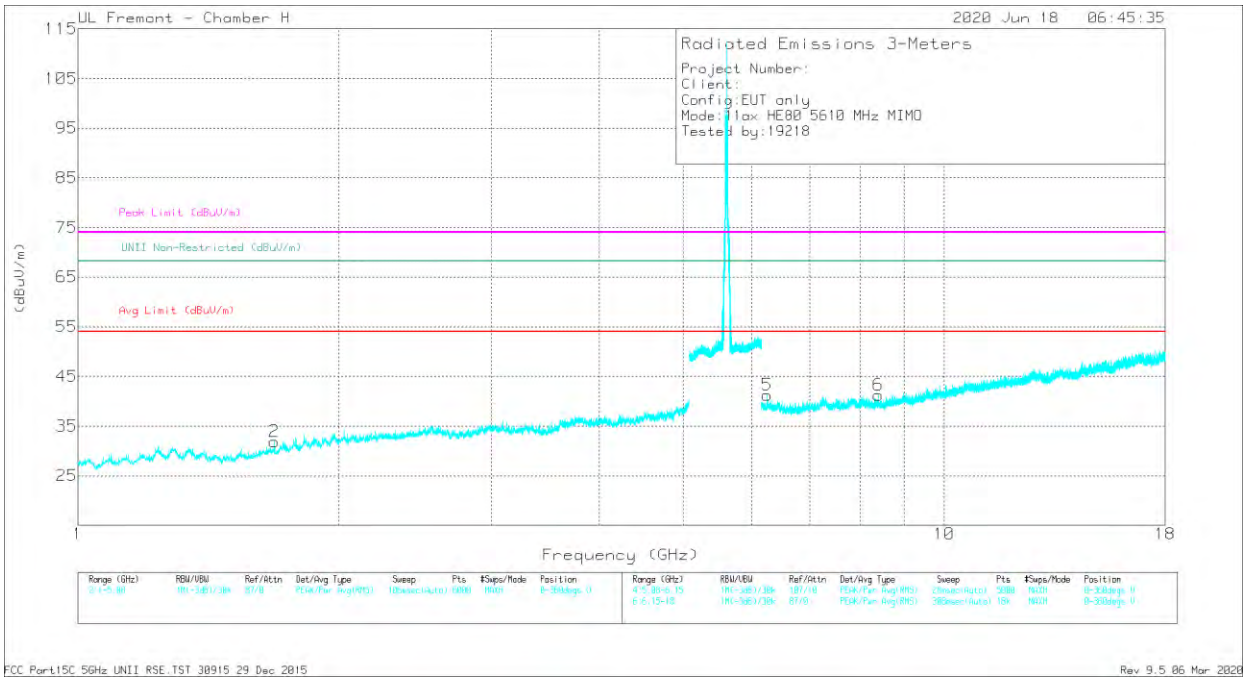

VERTICAL

UL VERIFICATION SERVICES INC.
47173 Benicia Street, Fremont, CA 94538; USA TEL:(510) 319-4000 FAX:(510) 661-0888

This report shall not be reproduced except in full, without the written approval of UL Verification Services Inc.

RADIATED EMISSIONS

Markers	Frequency (GHz)	Meter Reading (dBuV)	Det	AF T863 (dB/m)	Amp/Cbl/Fltr/Pad (dB)	Corrected Reading (dBuV/m)	Avg Limit (dBuV/m)	Margin (dB)	Peak Limit (dBuV/m)	PK Margin (dB)	UNII Non-Restricted (dBuV/m)	PK Margin (dB)	Azimuth (Degs)	Height (cm)	Polarity
1	* 1.6879	43.45	PK-U	29	-34.2	38.25	-	-	74	-35.75	-	-	94	158	V
	* 1.68557	31.76	ADR	29.1	-34.2	26.66	54	-27.34	-	-	-	-	94	158	V
6	* 8.39441	37.66	PK-U	35.9	-26.7	46.86	-	-	74	-27.14	-	-	98	222	V
	* 8.39589	27.17	ADR	36	-26.7	36.47	54	-17.53	-	-	-	-	98	222	V
1	2.02893	43.94	PK-U	31.6	-34.3	41.24	-	-	-	-	68.2	-26.96	39	145	H
3	2.58342	42.34	PK-U	32.5	-32.3	42.54	-	-	-	-	68.2	-25.66	51	130	H
5	6.24567	40.23	PK-U	35.7	-28.6	47.33	-	-	-	-	68.2	-20.87	131	210	V
4	10.10397	37.34	PK-U	37	-24.8	49.54	-	-	-	-	68.2	-18.66	58	128	H

* - indicates frequency in CFR47 Pt 15 / IC RSS-Restricted Band
PK-U - U-NII: Maximum Peak
ADR - U-NII AD primary method, RMS average

UL VERIFICATION SERVICES INC.
47173 Benicia Street, Fremont, CA 94538; USA TEL:(510) 319-4000 FAX:(510) 661-0888
This report shall not be reproduced except in full, without the written approval of UL Verification Services Inc.

CHANNEL 138 RESULTS

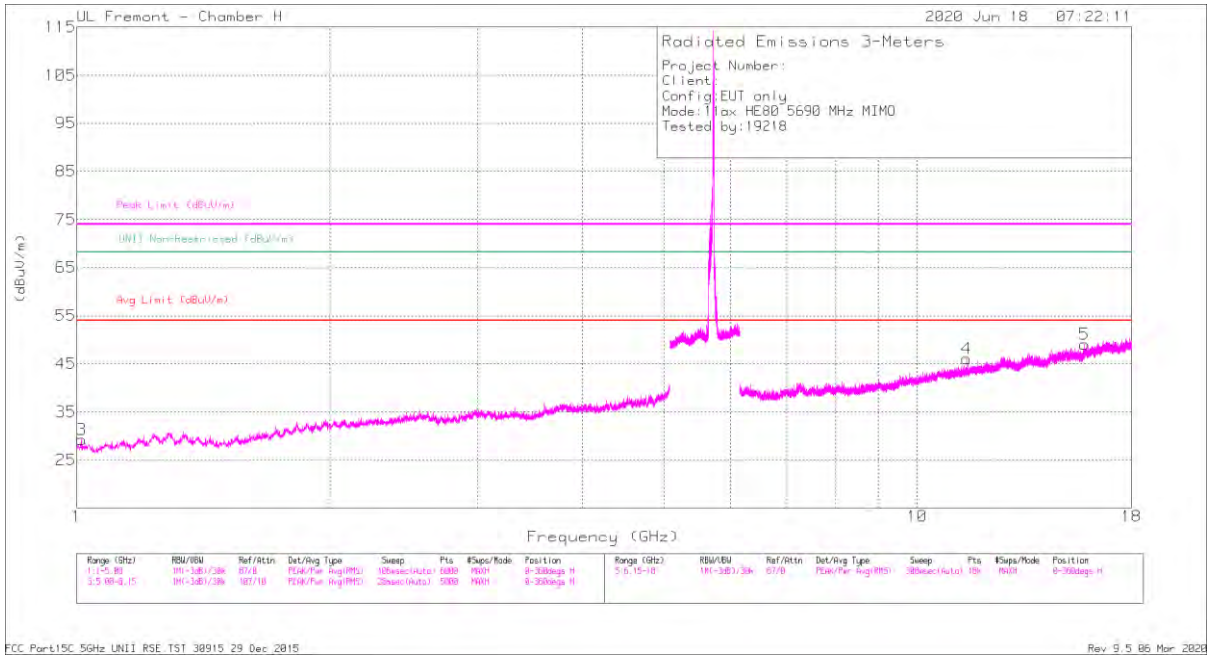

HORIZONTAL

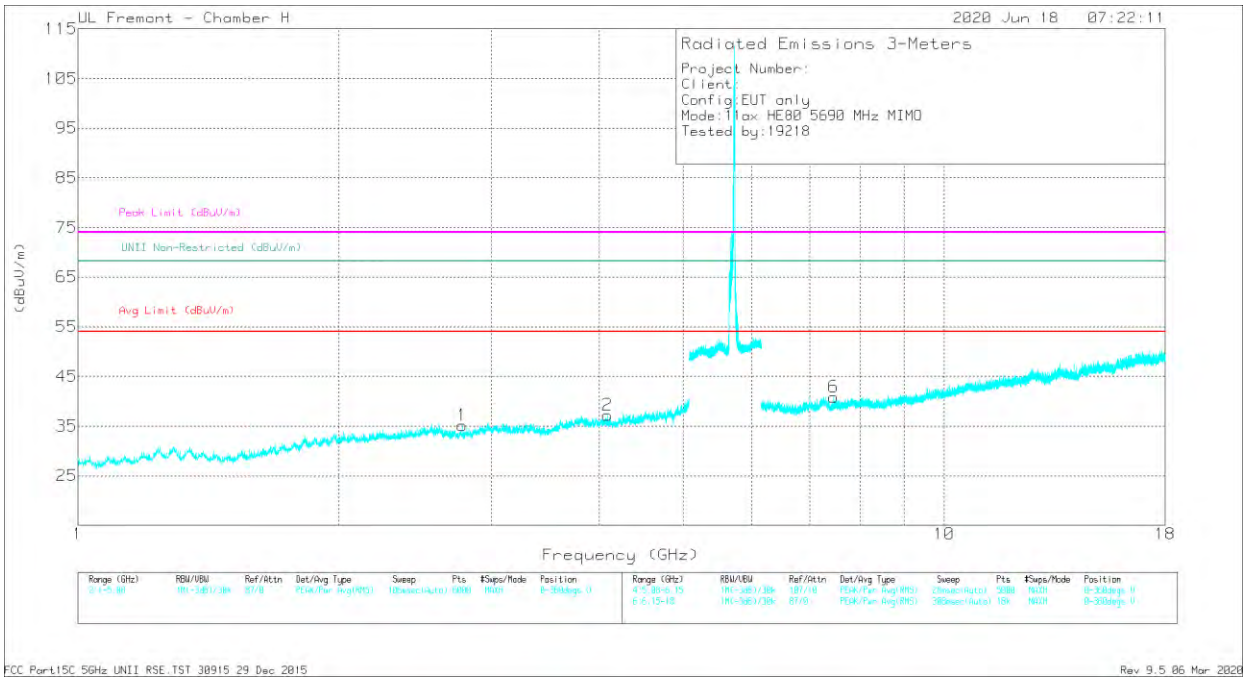

VERTICAL

UL VERIFICATION SERVICES INC.
47173 Benicia Street, Fremont, CA 94538; USA TEL:(510) 319-4000 FAX:(510) 661-0888

This report shall not be reproduced except in full, without the written approval of UL Verification Services Inc.

RADIATED EMISSIONS

Marker	Frequency (GHz)	Meter Reading (dBuV)	Det	AF T863 (dB/m)	Amp/Cbl/Fltr/Pad (dB)	Corrected Reading (dBuV/m)	Avg Limit (dBuV/m)	Margin (dB)	Peak Limit (dBuV/m)	PK Margin (dB)	Azimuth (Degs)	Height (cm)	Polarity
3	* 1.01389	44.13	PK-U	27.5	-35.9	35.73	-	-	74	-38.27	54	121	H
	* 1.01621	32.72	ADR	27.4	-35.9	24.22	54	-29.78	-	-	54	121	H
1	* 2.77537	42.8	PK-U	32.2	-33.7	41.3	-	-	74	-32.7	112	162	V
	* 2.77606	31.51	ADR	32.3	-33.7	30.11	54	-23.89	-	-	112	162	V
2	* 4.08391	42.35	PK-U	33.6	-32	43.95	-	-	74	-30.05	161	181	V
	* 4.08417	31.18	ADR	33.6	-32	32.78	54	-21.22	-	-	161	181	V
4	* 11.45596	37.38	PK-U	38.2	-23.8	51.78	-	-	74	-22.22	245	208	H
	* 11.45621	26.72	ADR	38.2	-23.8	41.12	54	-12.88	-	-	245	208	H
5	* 15.83373	36.73	PK-U	41.1	-22.5	55.33	-	-	74	-18.67	290	235	H
	* 15.83084	25.52	ADR	41.1	-22.6	44.02	54	-9.98	-	-	290	235	H
6	* 7.46301	39.21	PK-U	36.1	-28.1	47.21	-	-	74	-26.79	346	216	V
	* 7.46177	28.04	ADR	36.1	-28.1	36.04	54	-17.96	-	-	346	216	V

* - indicates frequency in CFR47 Pt 15 / IC RSS-Restricted Band
PK-U - U-NII: Maximum Peak
ADR - U-NII AD primary method, RMS average

UL VERIFICATION SERVICES INC.
47173 Benicia Street, Fremont, CA 94538; USA TEL:(510) 319-4000 FAX:(510) 661-0888
This report shall not be reproduced except in full, without the written approval of UL Verification Services Inc.

6.1.19. TX ABOVE 1 GHz 802.11n HT20 MODE IN THE 5.8 GHz BAND

1TX ANTENNA 6

BANDEDGE (LOW CHANNEL)

HORIZONTAL RESULT

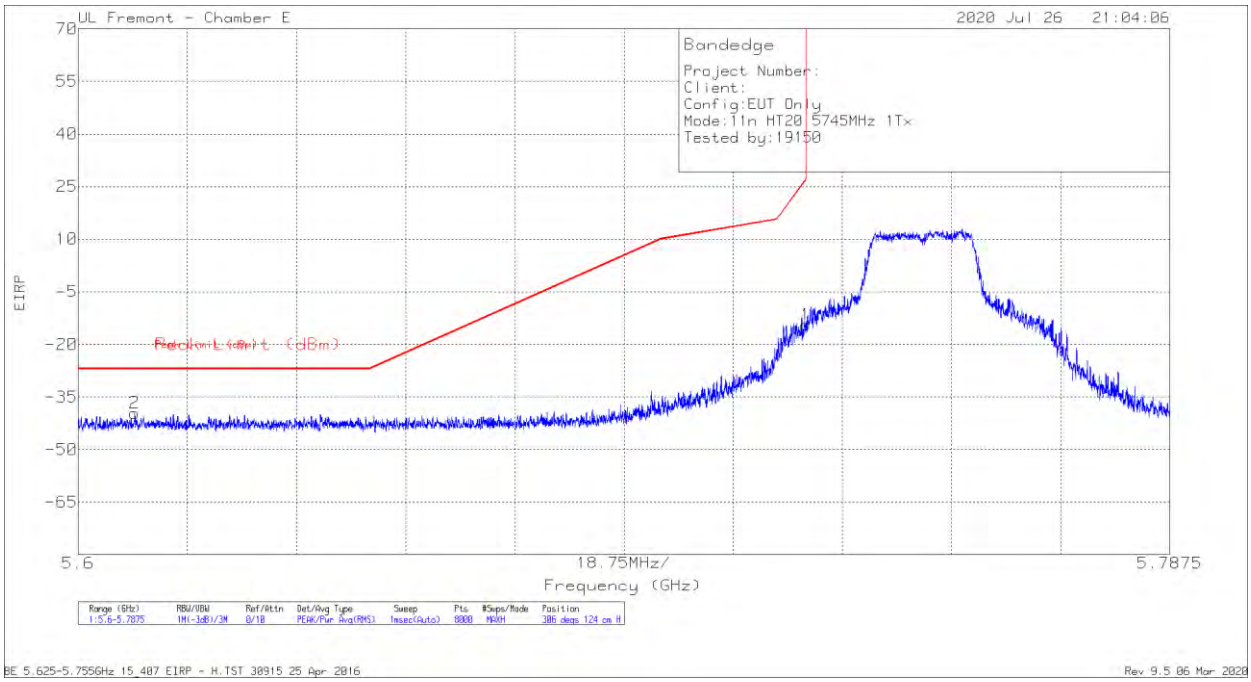

Marker	Frequency (GHz)	Meter Reading (dBm)	Det	AF T712 (dB/m)	Amp/Cbl/Fltr/Pad (dB)	Conversion Factor (dB)	DC Corr (dB)	Corrected Reading EIRP	Peak Limit (dBm)	PK Margin (dB)	Azimuth (Degs)	Height (cm)	Polarity
2	5.6097	-64.39	Pk	34.7	-21.7	11.8	0	-39.59	-27	-12.59	306	124	H
1	5.72498	-39.71	Pk	34.7	-21.2	11.8	0	-14.41	26.96	-41.37	306	124	H

Pk - Peak detector

UL VERIFICATION SERVICES INC.
47173 Benicia Street, Fremont, CA 94538; USA TEL:(510) 319-4000 FAX:(510) 661-0888

This report shall not be reproduced except in full, without the written approval of UL Verification Services Inc.

VERTICAL RESULT

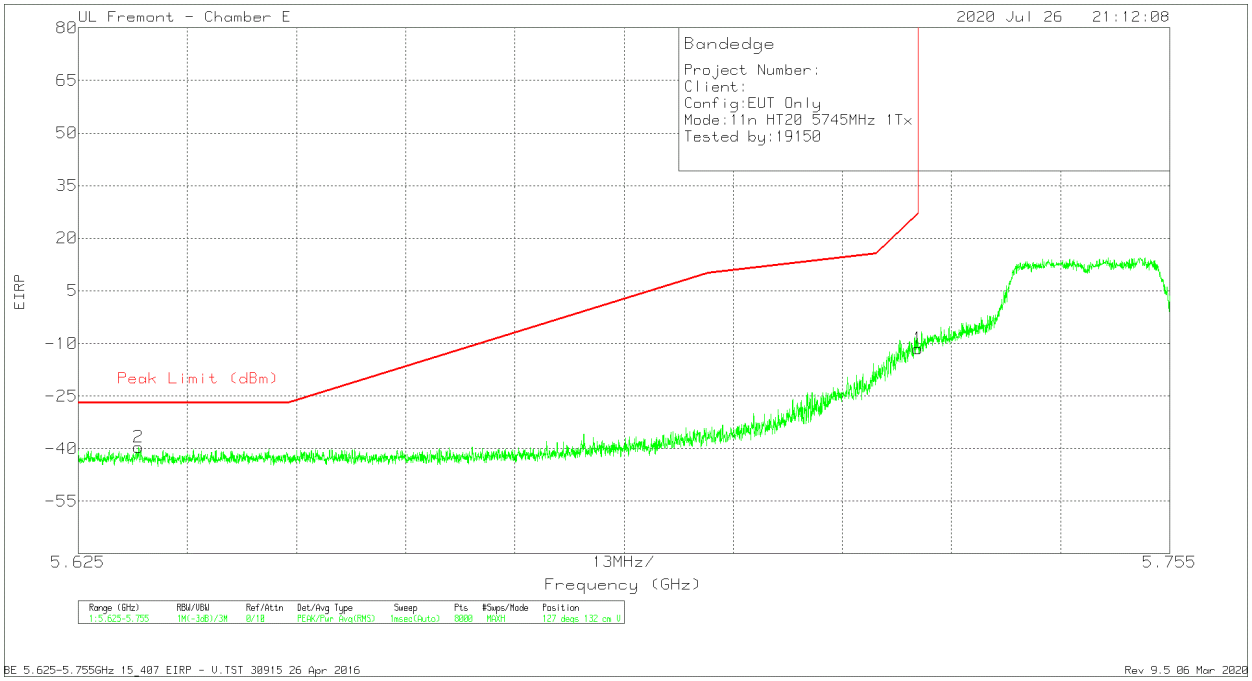

Marker	Frequency (GHz)	Meter Reading (dBm)	Det	AF T712 (dB/m)	Amp/Cbl/Fltr/Pad (dB)	Conversion Factor (dB)	Corrected Reading EIRP	Peak Limit (dBm)	PK Margin (dB)	Azimuth (Degs)	Height (cm)	Polarity
2	5.6322	-64.45	Pk	34.7	-21.7	11.8	-39.65	-27	-12.65	127	132	V
1	5.725	-36.76	Pk	34.7	-21.2	11.8	-11.46	27	-38.46	127	132	V

Pk - Peak detector

UL VERIFICATION SERVICES INC.
47173 Benicia Street, Fremont, CA 94538; USA TEL:(510) 319-4000 FAX:(510) 661-0888

This report shall not be reproduced except in full, without the written approval of UL Verification Services Inc.

BANDEDGE (HIGH CHANNEL)

HORIZONTAL RESULT

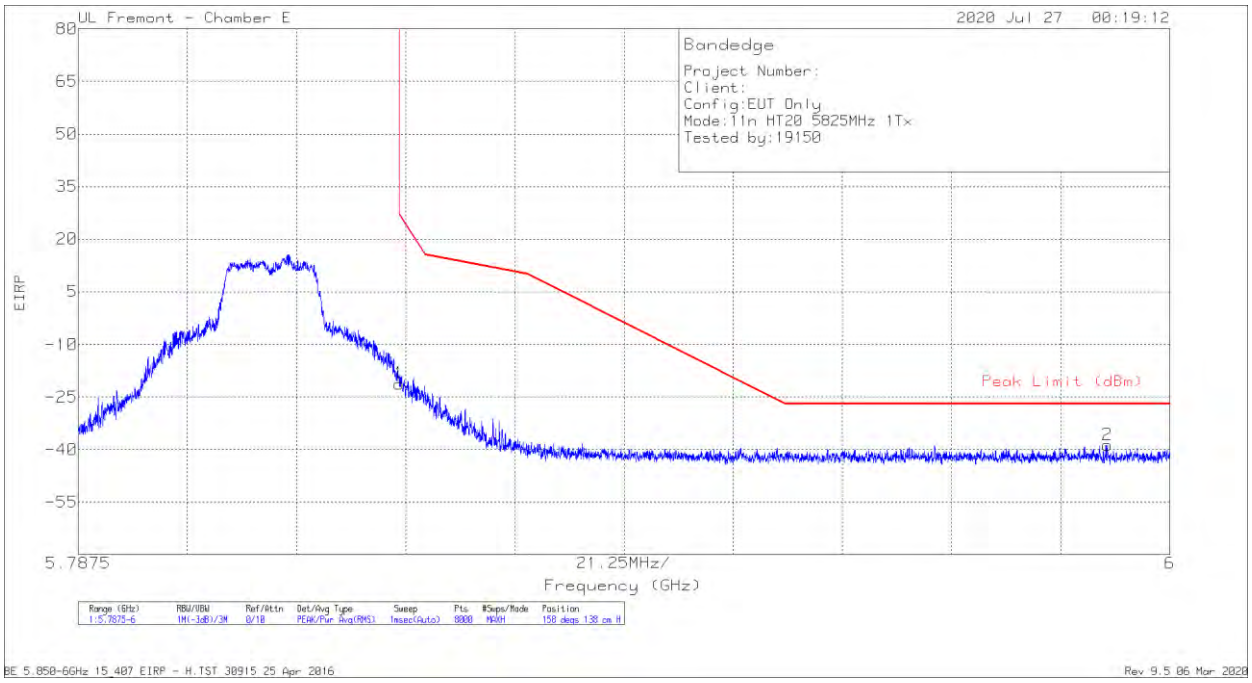

Marker	Frequency (GHz)	Meter Reading (dBm)	Det	AF T712 (dB/m)	Amp/Cbl/Fltr/Pad (dB)	Conversion Factor (dB)	DC Corr (dB)	Corrected Reading EIRP	Peak Limit (dBm)	PK Margin (dB)	Azimuth (Degs)	Height (cm)	Polarity
1	5.85001	-47.19	Pk	34.9	-20.7	11.8	0	-21.19	26.98	-48.17	158	138	H
2	5.98786	-64.87	Pk	35.1	-20.7	11.8	0	-38.67	-27	-11.67	158	138	H

Pk - Peak detector

UL VERIFICATION SERVICES INC.
47173 Benicia Street, Fremont, CA 94538; USA TEL:(510) 319-4000 FAX:(510) 661-0888

This report shall not be reproduced except in full, without the written approval of UL Verification Services Inc.

VERTICAL RESULT

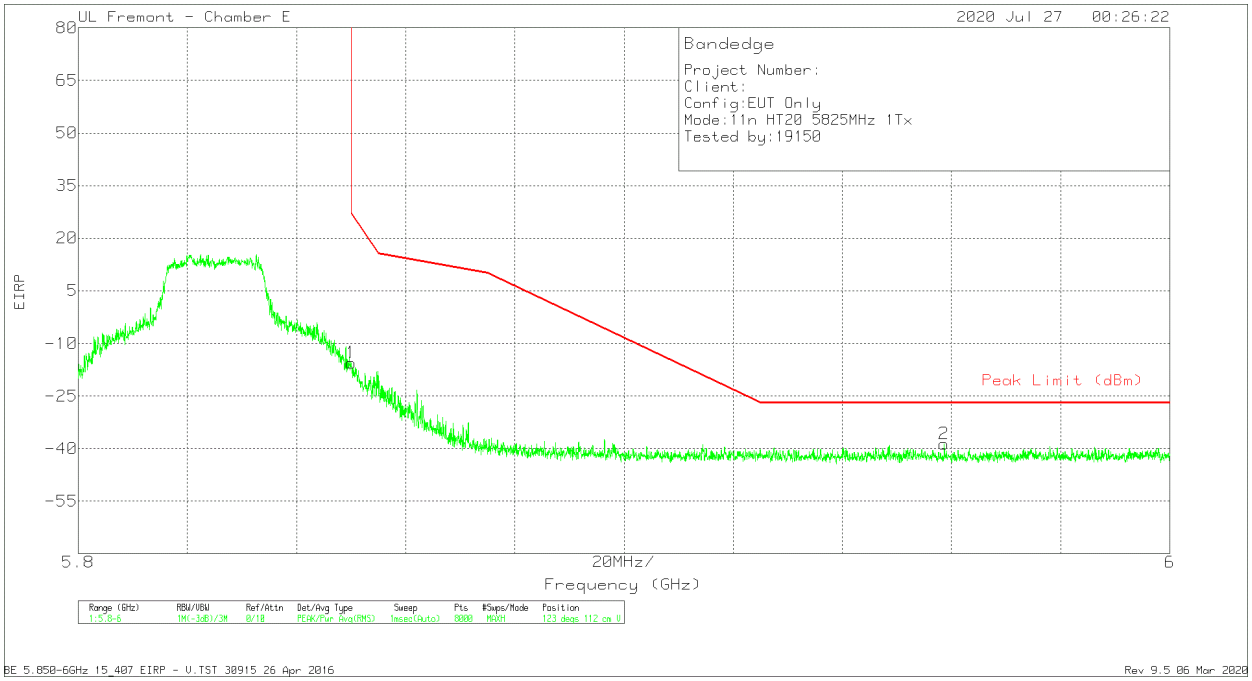

Marker	Frequency (GHz)	Meter Reading (dBm)	Det	AF T712 (dB/m)	Amp/Cbl/Fltr/Pad (dB)	Conversion Factor (dB)	DC Corr (dB)	Corrected Reading EIRP	Peak Limit (dBm)	PK Margin (dB)	Azimuth (Degs)	Height (cm)	Polarity
1	5.85001	-41.56	Pk	34.9	-20.7	11.8	0	-15.56	26.99	-42.55	123	112	V
2	5.95867	-64.62	Pk	35.1	-20.9	11.8	0	-38.62	-27	-11.62	123	112	V

Pk - Peak detector

UL VERIFICATION SERVICES INC.
47173 Benicia Street, Fremont, CA 94538; USA TEL:(510) 319-4000 FAX:(510) 661-0888

This report shall not be reproduced except in full, without the written approval of UL Verification Services Inc.

1TX ANTENNA 5

BANDEDGE (LOW CHANNEL)

HORIZONTAL RESULT

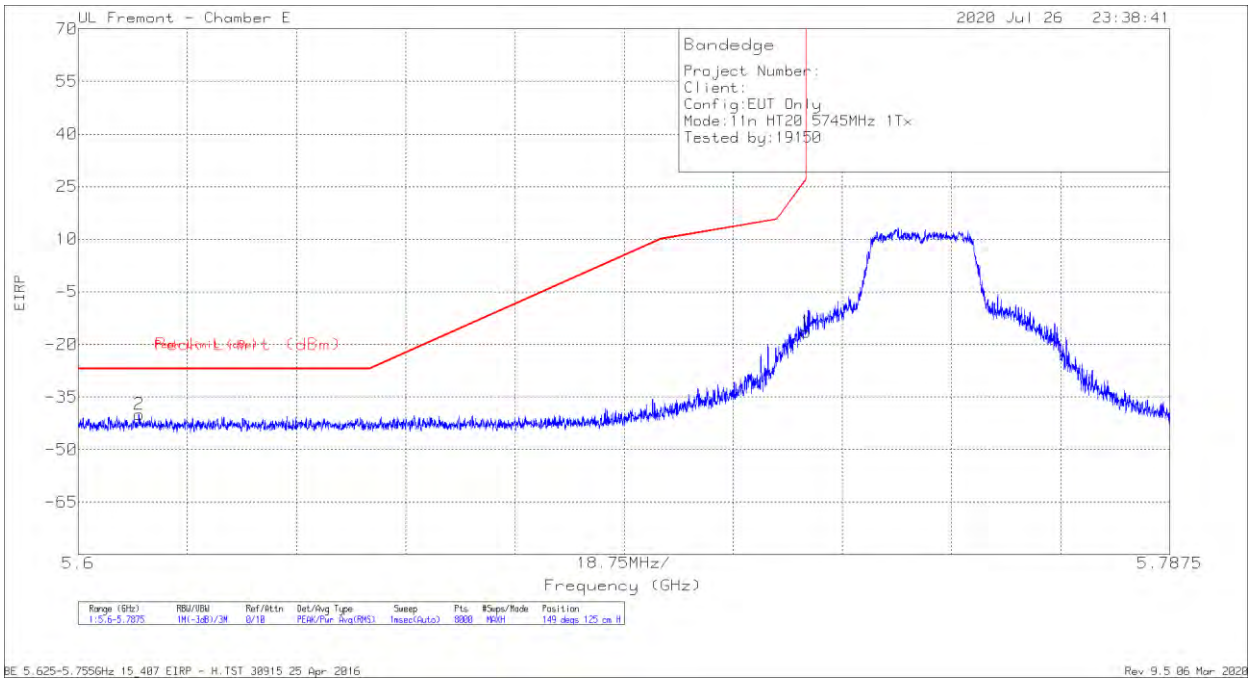

Marker	Frequency (GHz)	Meter Reading (dBm)	Det	AF T712 (dB/m)	Amp/Cbl/Fltr/Pad (dB)	Conversion Factor (dB)	DC Corr (dB)	Corrected Reading EIRP	Peak Limit (dBm)	PK Margin (dB)	Azimuth (Degs)	Height (cm)	Polarity
2	5.61041	-64.85	Pk	34.7	-21.7	11.8	0	-40.05	-27	-13.05	149	125	H
1	5.72498	-41.76	Pk	34.7	-21.2	11.8	0	-16.46	26.96	-43.42	149	125	H

Pk - Peak detector

UL VERIFICATION SERVICES INC.
47173 Benicia Street, Fremont, CA 94538; USA TEL:(510) 319-4000 FAX:(510) 661-0888

This report shall not be reproduced except in full, without the written approval of UL Verification Services Inc.

VERTICAL RESULT

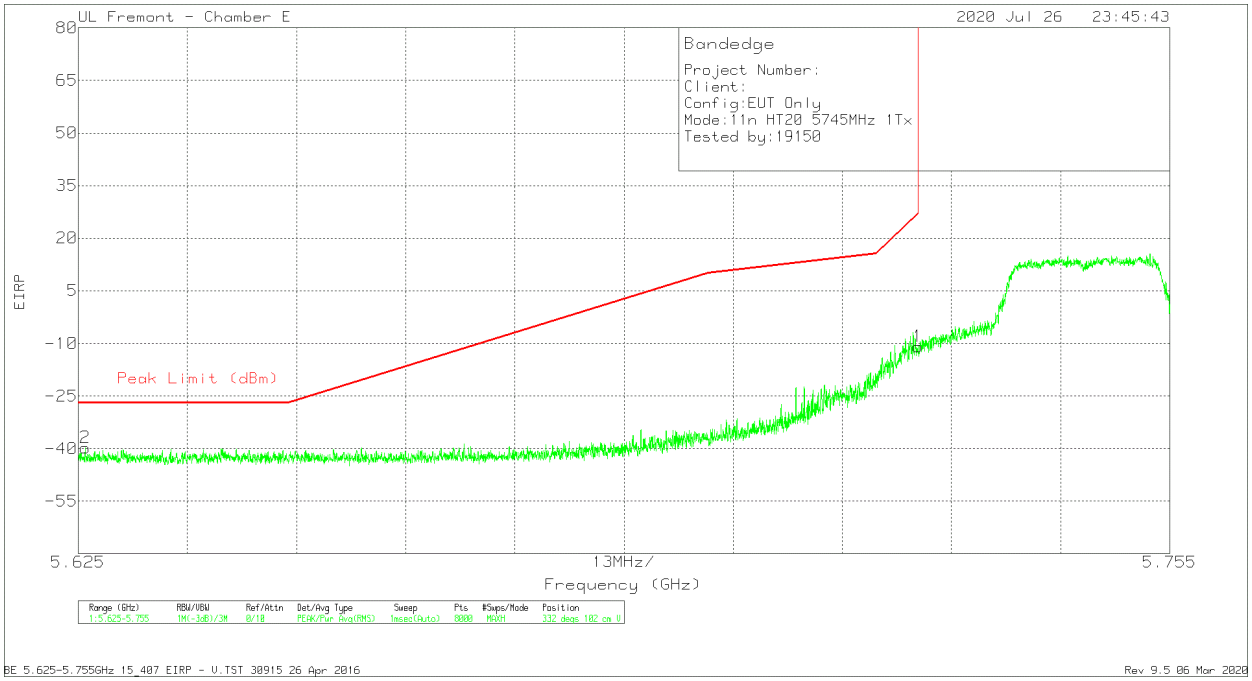

Marker	Frequency (GHz)	Meter Reading (dBm)	Det	AF T712 (dB/m)	Amp/Cbl/Fltr/Pad (dB)	Conversion Factor (dB)	DC Corr (dB)	Corrected Reading EIRP	Peak Limit (dBm)	PK Margin (dB)	Azimuth (Degs)	Height (cm)	Polarity
2	5.62583	-64.68	Pk	34.8	-21.7	11.8	0	-39.78	-27	-12.78	332	102	V
1	5.725	-36.28	Pk	34.7	-21.2	11.8	0	-10.98	27	-37.98	332	102	V

Pk - Peak detector

UL VERIFICATION SERVICES INC.
47173 Benicia Street, Fremont, CA 94538; USA TEL:(510) 319-4000 FAX:(510) 661-0888

This report shall not be reproduced except in full, without the written approval of UL Verification Services Inc.

BANDEDGE (HIGH CHANNEL)

HORIZONTAL RESULT

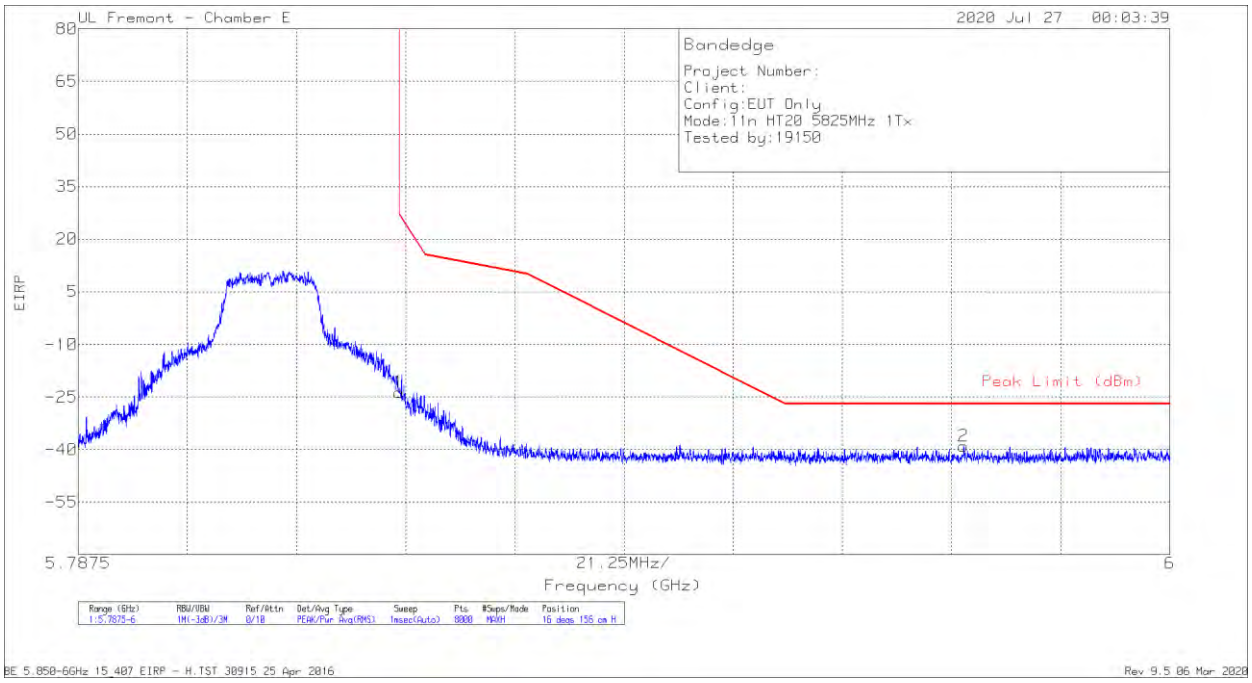

Marker	Frequency (GHz)	Meter Reading (dBm)	Det	AF T712 (dB/m)	Amp/Cbl/Fltr/Pad (dB)	Conversion Factor (dB)	DC Corr (dB)	Corrected Reading EIRP	Peak Limit (dBm)	PK Margin (dB)	Azimuth (Degs)	Height (cm)	Polarity
1	5.85001	-49.75	Pk	34.9	-20.7	11.8	0	-23.75	26.98	-50.73	16	156	H
2	5.95986	-64.96	Pk	35.1	-20.9	11.8	0	-38.96	-27	-11.96	16	156	H

Pk - Peak detector

UL VERIFICATION SERVICES INC.
47173 Benicia Street, Fremont, CA 94538; USA TEL:(510) 319-4000 FAX:(510) 661-0888

This report shall not be reproduced except in full, without the written approval of UL Verification Services Inc.

VERTICAL RESULT

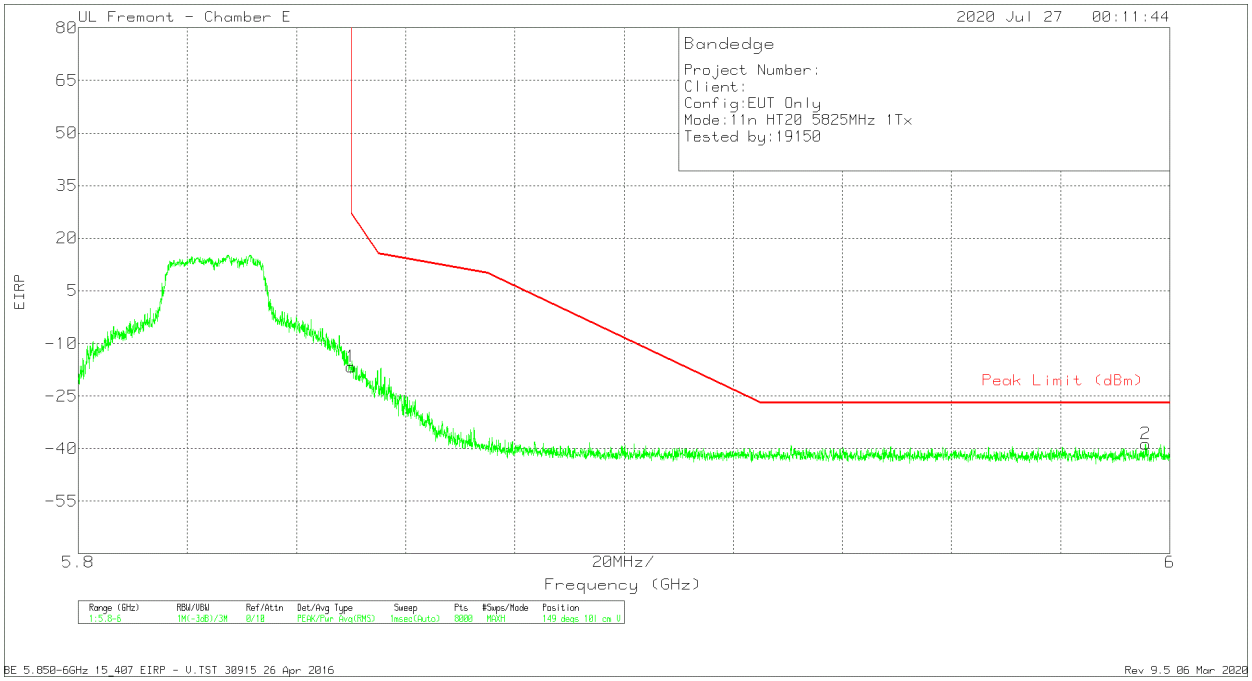

Marker	Frequency (GHz)	Meter Reading (dBm)	Det	AF T712 (dB/m)	Amp/Cbl/Fltr/Pad (dB)	Conversion Factor (dB)	DC Corr (dB)	Corrected Reading EIRP	Peak Limit (dBm)	PK Margin (dB)	Azimuth (Degs)	Height (cm)	Polarity
1	5.85001	-42.62	Pk	34.9	-20.7	11.8	0	-16.62	26.99	-43.61	149	101	V
2	5.99555	-65.07	Pk	35.2	-20.6	11.8	0	-38.67	-27	-11.67	149	101	V

Pk - Peak detector

UL VERIFICATION SERVICES INC.
47173 Benicia Street, Fremont, CA 94538; USA TEL:(510) 319-4000 FAX:(510) 661-0888

This report shall not be reproduced except in full, without the written approval of UL Verification Services Inc.

2TX ANTENNA 6 + ANTENNA 5 CDD MODE

BANDEDGE (LOW CHANNEL)

HORIZONTAL RESULT

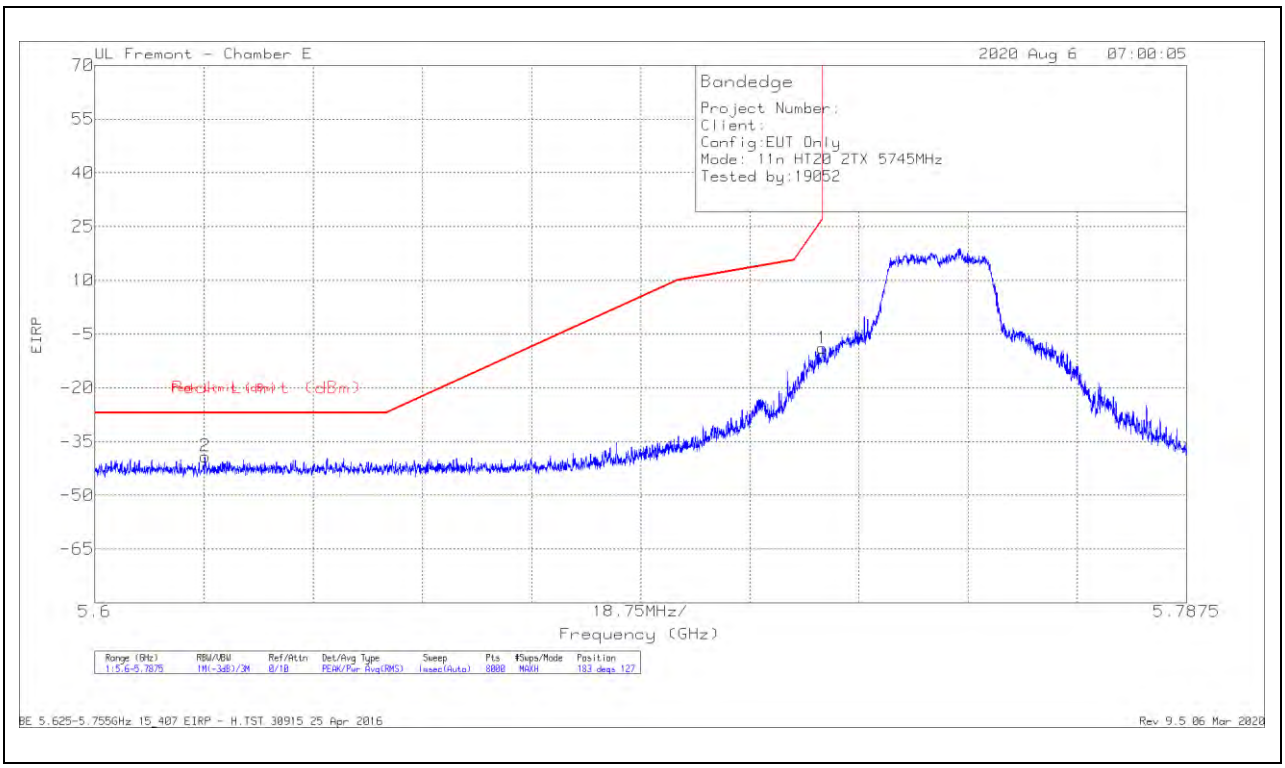

Marker	Frequency (GHz)	Meter Reading (dBm)	Det	AF T712 (dB/m)	Amp/Cbl/Fltr/Pad (dB)	Conversion Factor (dB)	DC Corr (dB)	Corrected Reading EIRP	Peak Limit (dBm)	PK Margin (dB)	Azimuth (Degs)	Height (cm)	Polarity
2	5.61894	-63.83	Pk	34.6	-21.7	11.8	0	-39.13	-27	-12.13	183	127	H
1	5.72498	-34.26	Pk	34.7	-21.2	11.8	0	-8.96	26.96	-35.92	183	127	H

Pk - Peak detector

UL VERIFICATION SERVICES INC.
47173 Benicia Street, Fremont, CA 94538; USA TEL:(510) 319-4000 FAX:(510) 661-0888

This report shall not be reproduced except in full, without the written approval of UL Verification Services Inc.

VERTICAL RESULT

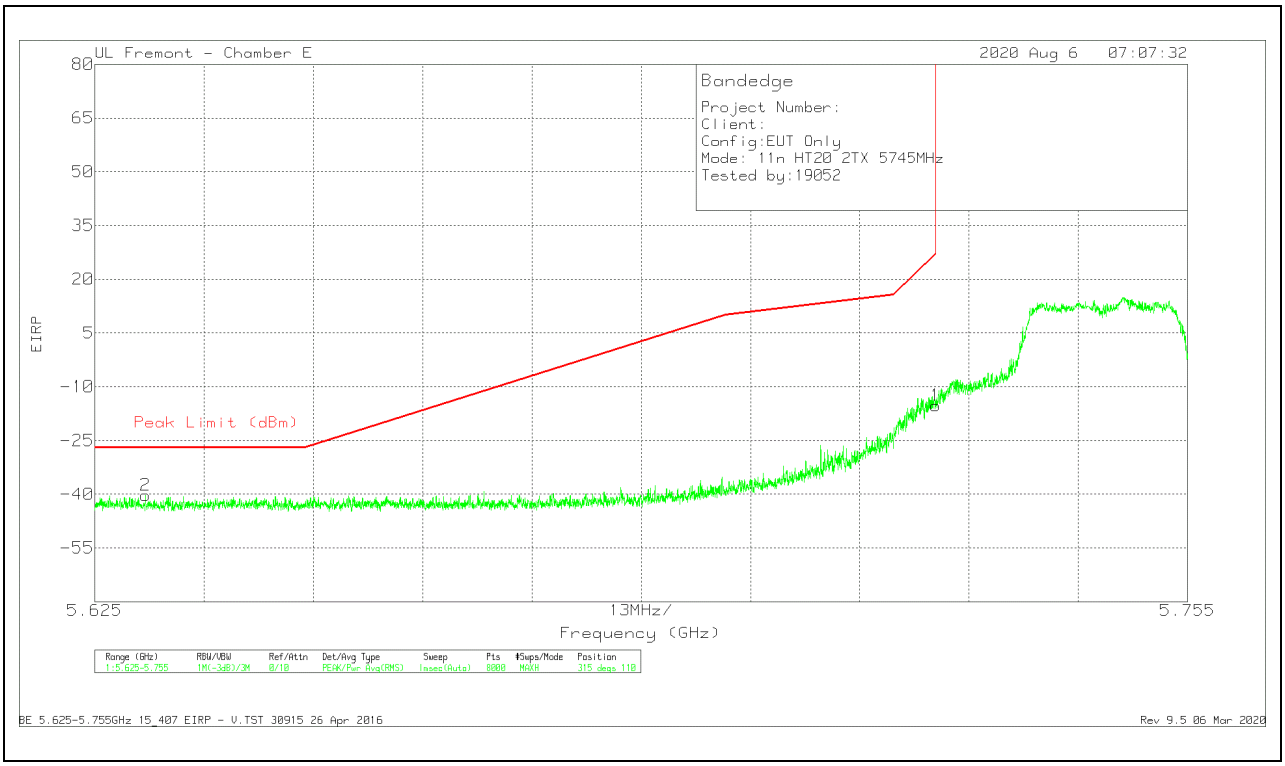

Marker	Frequency (GHz)	Meter Reading (dBm)	Det	AF T712 (dB/m)	Amp/Cbl/Fltr/Pad (dB)	Conversion Factor (dB)	DC Corr (dB)	Corrected Reading EIRP	Peak Limit (dBm)	PK Margin (dB)	Azimuth (Degs)	Height (cm)	Polarity
2	5.63103	-65.12	Pk	34.7	-21.7	11.8	0	-40.32	-27	-13.32	315	110	V
1	5.725	-40.56	Pk	34.7	-21.2	11.8	0	-15.26	27	-42.26	315	110	V

Pk - Peak detector

UL VERIFICATION SERVICES INC.
47173 Benicia Street, Fremont, CA 94538; USA TEL:(510) 319-4000 FAX:(510) 661-0888

This report shall not be reproduced except in full, without the written approval of UL Verification Services Inc.

BANDEDGE (HIGH CHANNEL)

HORIZONTAL RESULT

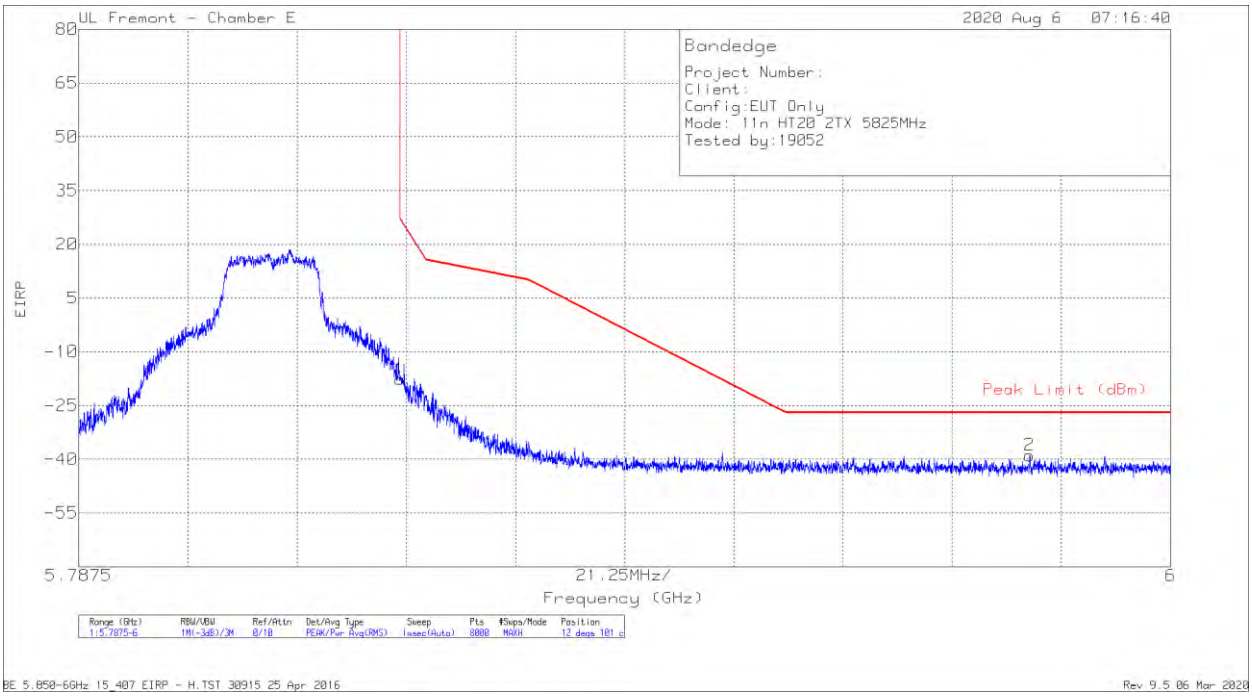

Marker	Frequency (GHz)	Meter Reading (dBm)	Det	AF T712 (dB/m)	Amp/Cbl/Fltr/Pad (dB)	Conversion Factor (dB)	DC Corr (dB)	Corrected Reading EIRP	Peak Limit (dBm)	PK Margin (dB)	Azimuth (Degs)	Height (cm)	Polarity
1	5.85001	-43.63	Pk	34.9	-20.7	11.8	0	-17.63	26.98	-44.61	12	101	H
2	5.97256	-64.92	Pk	35.1	-20.9	11.8	0	-38.92	-27	-11.92	12	101	H

Pk - Peak detector

UL VERIFICATION SERVICES INC.
47173 Benicia Street, Fremont, CA 94538; USA TEL:(510) 319-4000 FAX:(510) 661-0888

This report shall not be reproduced except in full, without the written approval of UL Verification Services Inc.

VERTICAL RESULT

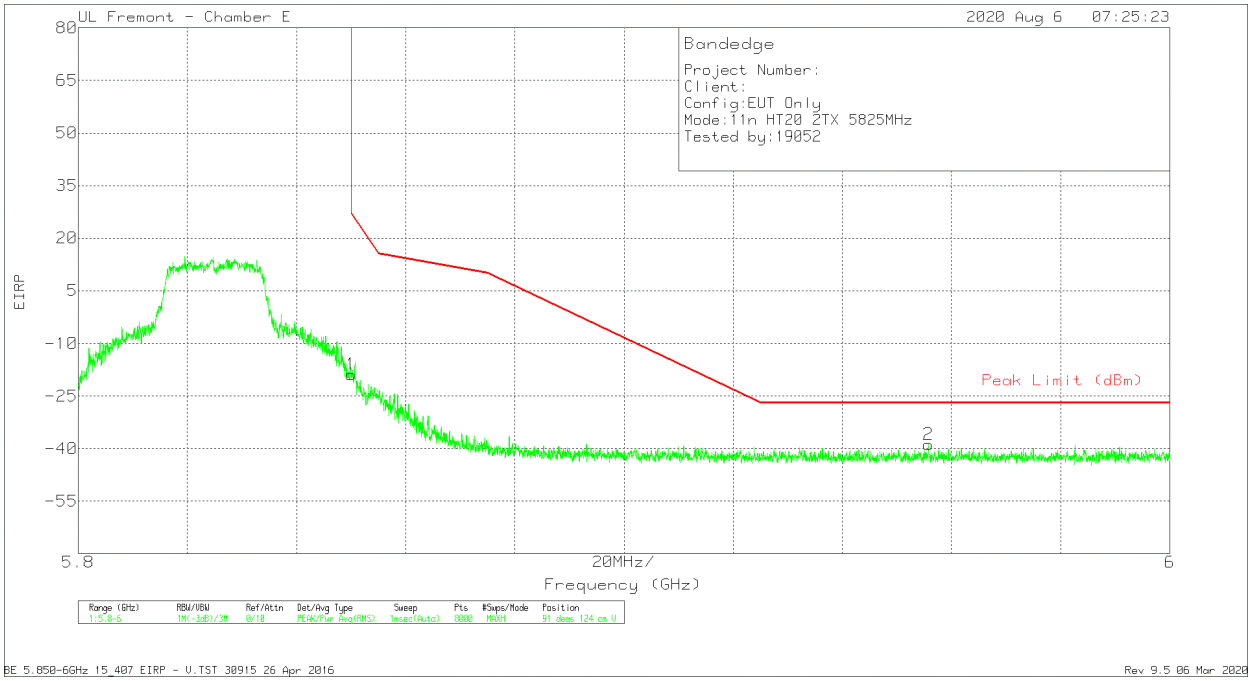

Marker	Frequency (GHz)	Meter Reading (dBm)	Det	AF T712 (dB/m)	Amp/Cbl/Fltr/Pad (dB)	Conversion Factor (dB)	DC Corr (dB)	Corrected Reading EIRP	Peak Limit (dBm)	PK Margin (dB)	Azimuth (Degs)	Height (cm)	Polarity
1	5.85001	-44.89	Pk	34.9	-20.7	11.8	0	-18.89	26.99	-45.88	91	124	V
2	5.95579	-64.81	Pk	35.1	-20.9	11.8	0	-38.81	-27	-11.81	91	124	V

Pk - Peak detector

UL VERIFICATION SERVICES INC.
47173 Benicia Street, Fremont, CA 94538; USA TEL:(510) 319-4000 FAX:(510) 661-0888

This report shall not be reproduced except in full, without the written approval of UL Verification Services Inc.

HARMONICS AND SPURIOUS EMISSIONS

LOW CHANNEL RESULTS

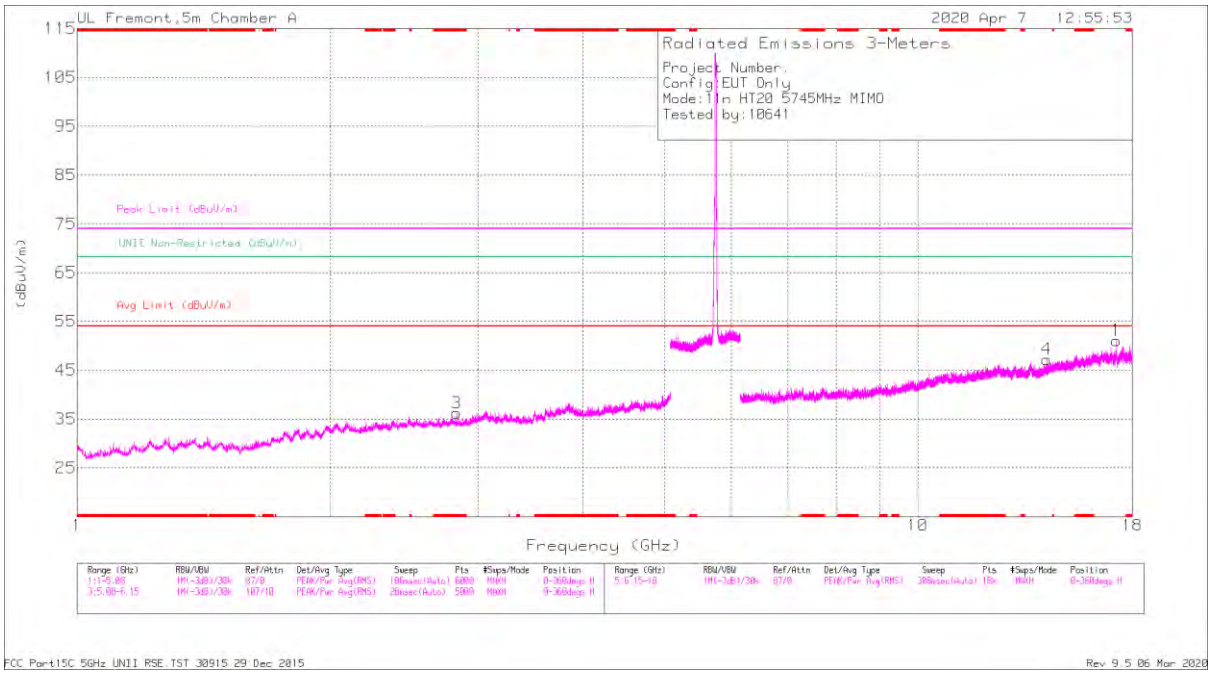

HORIZONTAL

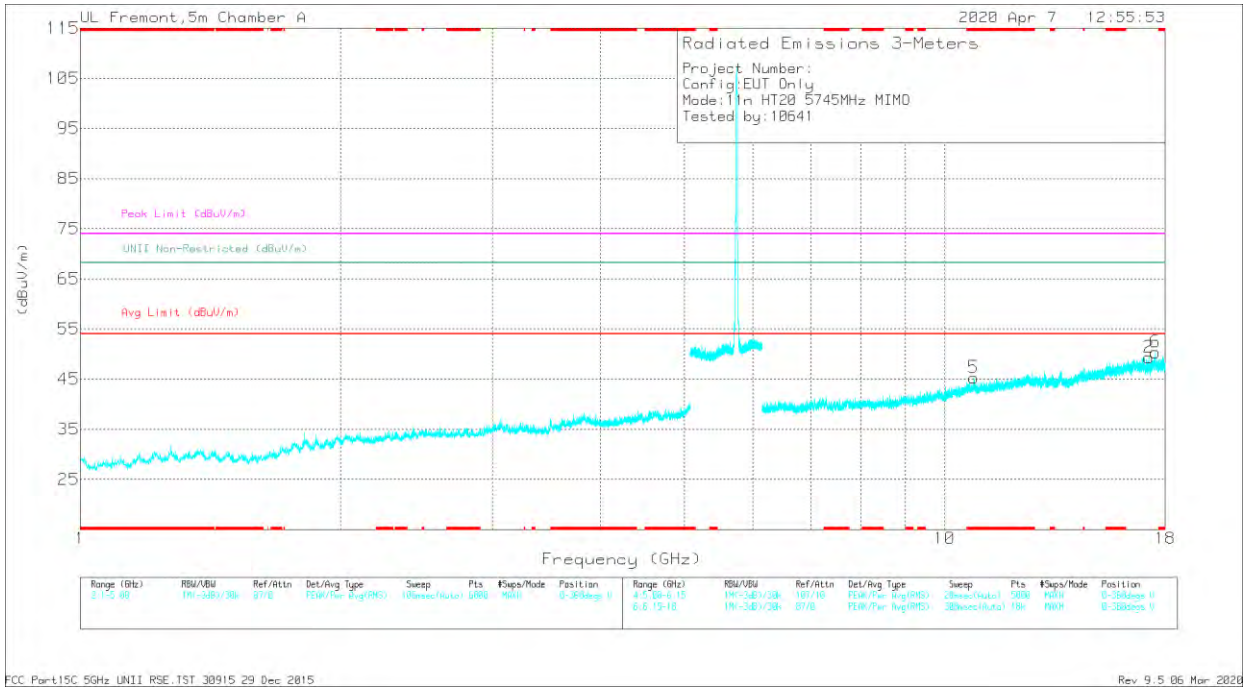

VERTICAL

UL VERIFICATION SERVICES INC.
47173 Benicia Street, Fremont, CA 94538; USA TEL:(510) 319-4000 FAX:(510) 661-0888

This report shall not be reproduced except in full, without the written approval of UL Verification Services Inc.

RADIATED EMISSIONS

Marker	Frequency (GHz)	Meter Reading (dBuV)	Det	AF T346 (dB/m)	Amp/Cbl/Fltr/Pad (dB)	Corrected Reading (dBuV/m)	Avg Limit (dBuV/m)	Margin (dB)	Peak Limit (dBuV/m)	PK Margin (dB)	UNII Non-Restricted (dBuV/m)	PK Margin (dB)	Azimuth (Degs)	Height (cm)	Polarity
3	* 2.82728	40.91	PK-U	32.4	-31	42.31	-	-	74	-31.69	-	-	136	149	H
	* 2.82705	28.86	ADR	32.4	-31	30.26	54	-23.74	-	-	-	-	136	149	H
5	* 10.81223	33.56	PK-U	38	-20.2	51.36	-	-	74	-22.64	-	-	105	157	V
	* 10.81389	22.52	ADR	38	-20.2	40.32	54	-13.68	-	-	-	-	105	157	V
4	14.24296	34.27	PK-U	38.9	-20.5	52.67	-	-	-	-	68.2	-15.53	123	241	H
2	17.22414	34.14	PK-U	41.1	-20.3	54.94	-	-	-	-	68.2	-13.26	77	135	V
1	17.23846	36.22	PK-U	41	-20.3	56.92	-	-	-	-	68.2	-11.28	323	111	H
6	17.52743	33.61	PK-U	41.2	-18	56.81	-	-	-	-	68.2	-11.39	102	141	V

* - indicates frequency in CFR47 Pt 15 / IC RSS-Restricted Band
PK-U - U-NII: Maximum Peak
ADR - U-NII AD primary method, RMS average

UL VERIFICATION SERVICES INC.
47173 Benicia Street, Fremont, CA 94538; USA TEL:(510) 319-4000 FAX:(510) 661-0888

This report shall not be reproduced except in full, without the written approval of UL Verification Services Inc.

MID CHANNEL RESULTS

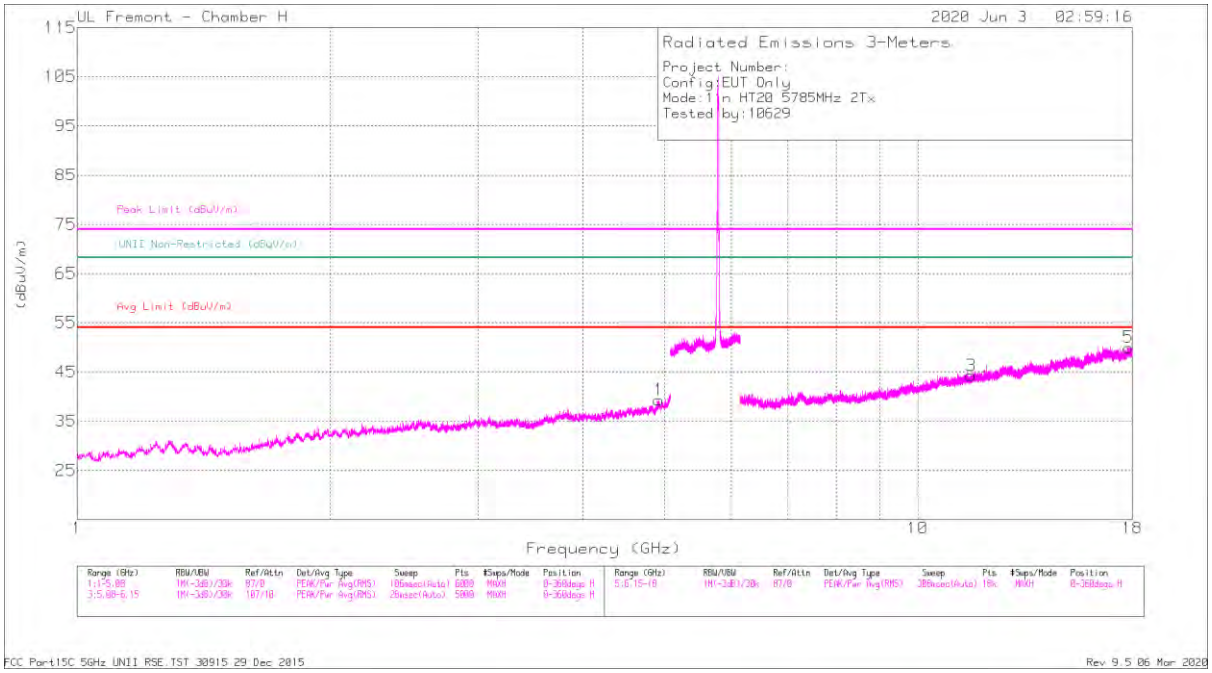

HORIZONTAL

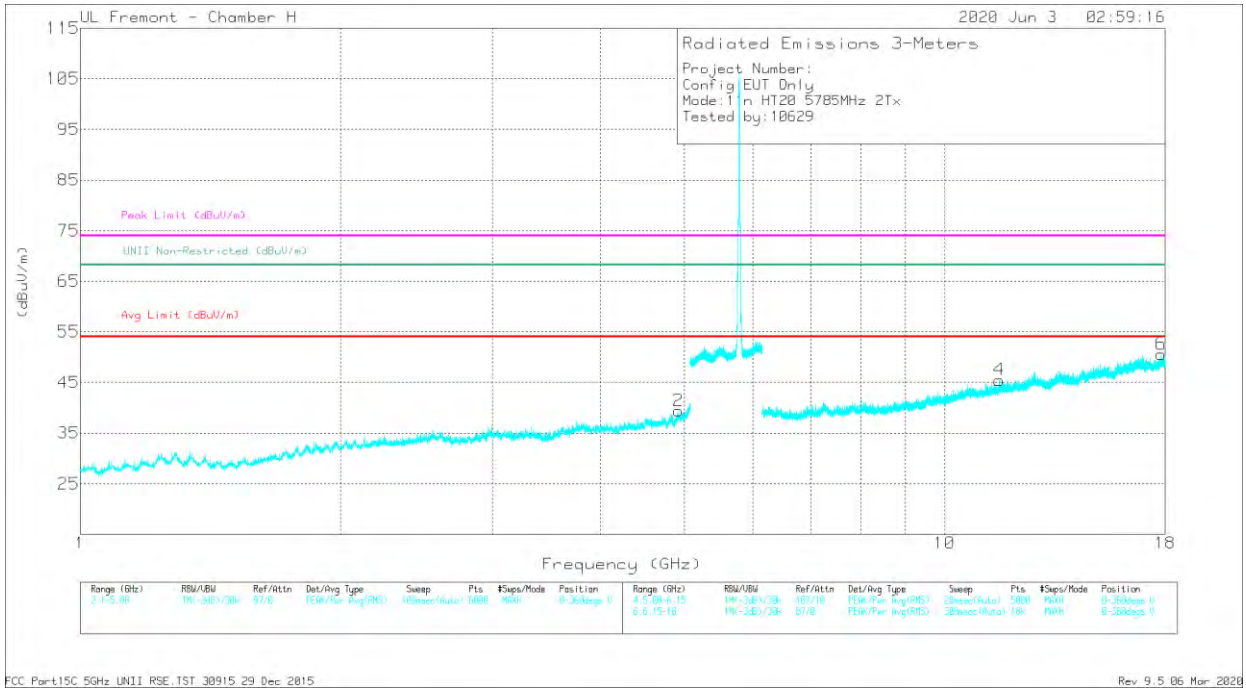

VERTICAL

UL VERIFICATION SERVICES INC.
47173 Benicia Street, Fremont, CA 94538; USA TEL:(510) 319-4000 FAX:(510) 661-0888

This report shall not be reproduced except in full, without the written approval of UL Verification Services Inc.

RADIATED EMISSIONS

Marker	Frequency (GHz)	Meter Reading (dBuV)	Det	AF T863 (dB/m)	Amp/Cbl/Fltr/Pad (dB)	Corrected Reading (dBuV/m)	Avg Limit (dBuV/m)	Margin (dB)	Peak Limit (dBuV/m)	PK Margin (dB)	Azimuth (Degs)	Height (cm)	Polarity
1	* 4.92144	42.3	PK-U	34.1	-30.4	46	-	-	74	-28	155	208	H
	* 4.921	30.79	ADR	34.1	-30.4	34.49	54	-19.51	-	-	155	208	H
2	* 4.92685	42.28	PK-U	34.2	-30.3	46.18	-	-	74	-27.82	69	281	V
	* 4.92656	30.7	ADR	34.2	-30.3	34.6	54	-19.4	-	-	69	281	V
3	* 11.5644	36.95	PK-U	38.3	-24	51.25	-	-	74	-22.75	181	148	H
	* 11.57825	25.23	ADR	38.3	-24	39.53	54	-14.47	-	-	182	148	H
5	* 17.80369	35.98	PK-U	41.6	-20.8	56.78	-	-	74	-17.22	257	242	H
	* 17.80442	25.24	ADR	41.6	-20.8	46.04	54	-7.96	-	-	257	242	H
4	* 11.57307	36.72	PK-U	38.3	-23.9	51.12	-	-	74	-22.88	346	205	V
	* 11.56676	25.77	ADR	38.3	-23.9	40.17	54	-13.83	-	-	346	205	V
6	* 17.8018	36.03	PK-U	41.6	-20.8	56.83	-	-	74	-17.17	282	321	V
	* 17.8026	25.28	ADR	41.6	-20.8	46.08	54	-7.92	-	-	282	321	V

* - indicates frequency in CFR47 Pt 15 / IC RSS-Restricted Band
PK-U - U-NII: Maximum Peak
ADR - U-NII AD primary method, RMS average

UL VERIFICATION SERVICES INC.
47173 Benicia Street, Fremont, CA 94538; USA TEL:(510) 319-4000 FAX:(510) 661-0888
This report shall not be reproduced except in full, without the written approval of UL Verification Services Inc.

HIGH CHANNEL RESULTS

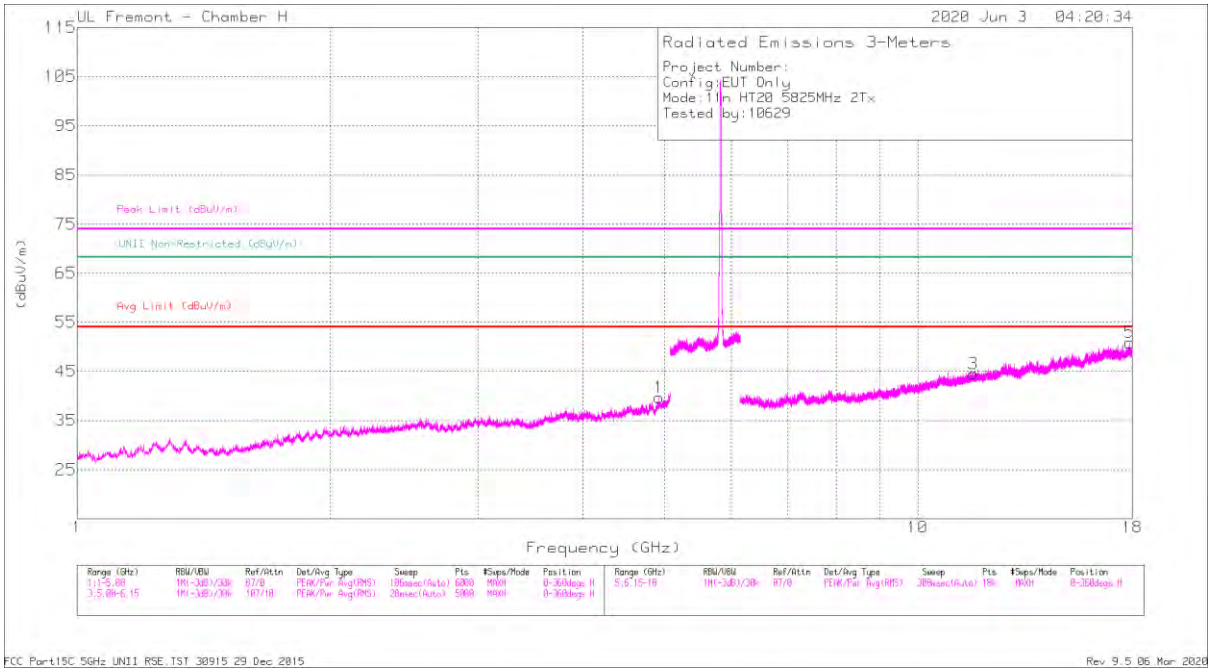

HORIZONTAL

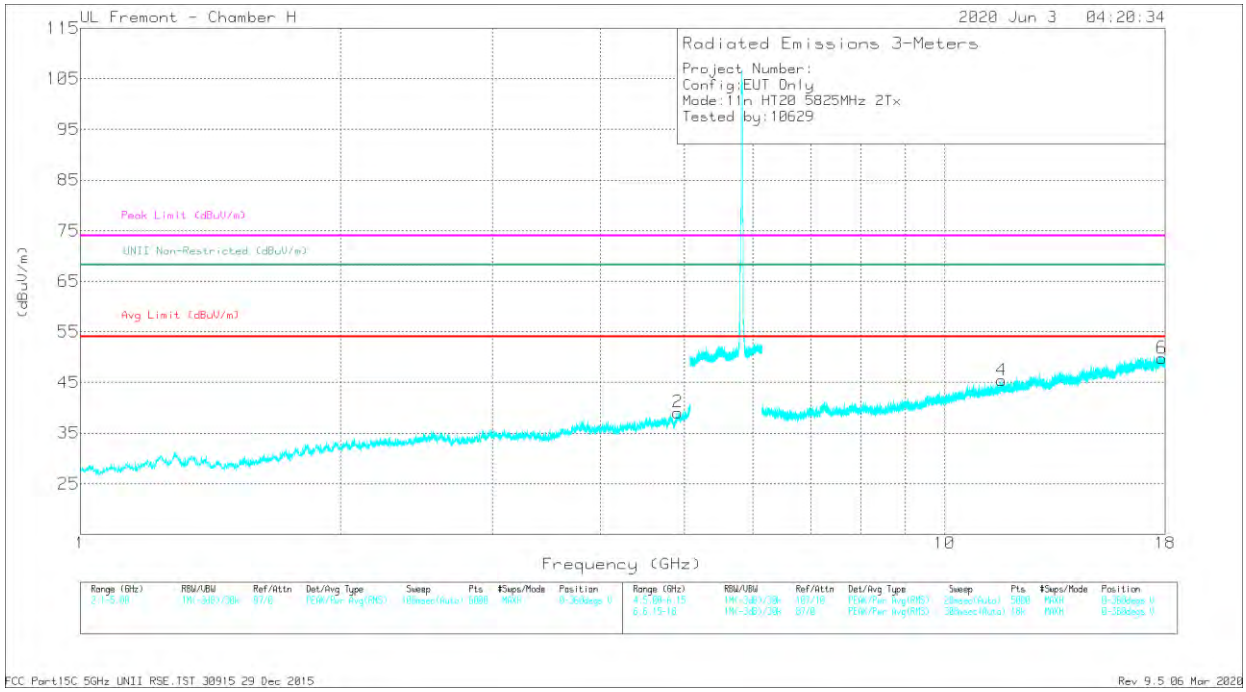

VERTICAL

UL VERIFICATION SERVICES INC.
47173 Benicia Street, Fremont, CA 94538; USA TEL:(510) 319-4000 FAX:(510) 661-0888

This report shall not be reproduced except in full, without the written approval of UL Verification Services Inc.

RADIATED EMISSIONS

Marker	Frequency (GHz)	Meter Reading (dBuV)	Det	AF T863 (dB/m)	Amp/Cbl/Fltr/Pad (dB)	Corrected Reading (dBuV/m)	Avg Limit (dBuV/m)	Margin (dB)	Peak Limit (dBuV/m)	PK Margin (dB)	Azimuth (Degs)	Height (cm)	Polarity
1	* 4.92131	41.79	PK-U	34.1	-30.4	45.49	-	-	74	-28.51	316	302	H
	* 4.92	30.67	ADR	34.1	-30.4	34.37	54	-19.63	-	-	316	302	H
2	* 4.91935	42.03	PK-U	34.1	-30.4	45.73	-	-	74	-28.27	155	115	V
	* 4.91931	30.77	ADR	34.1	-30.4	34.47	54	-19.53	-	-	155	115	V
3	* 11.65078	36.79	PK-U	38.4	-23.7	51.49	-	-	74	-22.51	278	154	H
	* 11.64907	25.58	ADR	38.4	-23.7	40.28	54	-13.72	-	-	278	154	H
5	* 17.86728	35.33	PK-U	41.4	-20.9	55.83	-	-	74	-18.17	38	362	H
	* 17.86707	24.81	ADR	41.4	-20.9	45.31	54	-8.69	-	-	38	362	H
4	* 11.65234	38.44	PK-U	38.4	-23.7	53.14	-	-	74	-20.86	196	146	V
	* 11.64918	26.9	ADR	38.4	-23.7	41.6	54	-12.4	-	-	196	146	V
6	* 17.8473	36.45	PK-U	41.6	-21.1	56.95	-	-	74	-17.05	283	261	V
	* 17.84696	25.3	ADR	41.6	-21.1	45.8	54	-8.2	-	-	283	261	V

* - indicates frequency in CFR47 Pt 15 / IC RSS-Restricted Band
PK-U - U-NII: Maximum Peak
ADR - U-NII AD primary method, RMS average

UL VERIFICATION SERVICES INC.
47173 Benicia Street, Fremont, CA 94538; USA TEL:(510) 319-4000 FAX:(510) 661-0888
This report shall not be reproduced except in full, without the written approval of UL Verification Services Inc.

6.1.20. TX ABOVE 1 GHz 802.11n HT40 MODE IN THE 5.8 GHz BAND

1TX ANTENNA 6

BANDEDGE (LOW CHANNEL)

HORIZONTAL RESULT

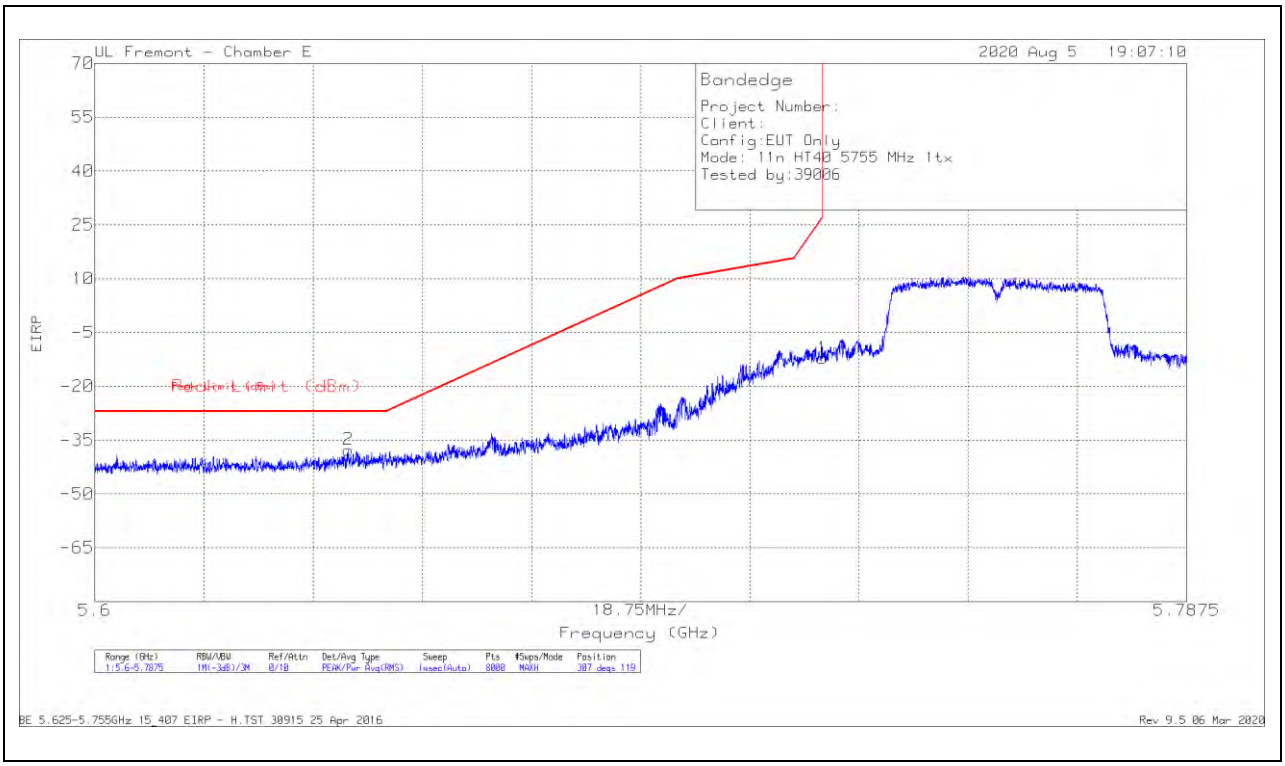

Marker	Frequency (GHz)	Meter Reading (dBm)	Det	AF T712 (dB/m)	Amp/Cbl/Fltr/Pad (dB)	Conversion Factor (dB)	DC Corr (dB)	Corrected Reading EIRP	Peak Limit (dBm)	PK Margin (dB)	Azimuth (Degs)	Height (cm)	Polarity
2	5.64353	-62.68	Pk	34.8	-21.6	11.8	0	-37.68	-27	-10.68	307	119	H
1	5.72498	-37.53	Pk	34.7	-21.2	11.8	0	-12.23	26.96	-39.19	307	119	H

Pk - Peak detector

UL VERIFICATION SERVICES INC.
47173 Benicia Street, Fremont, CA 94538; USA TEL:(510) 319-4000 FAX:(510) 661-0888
This report shall not be reproduced except in full, without the written approval of UL Verification Services Inc.

VERTICAL RESULT

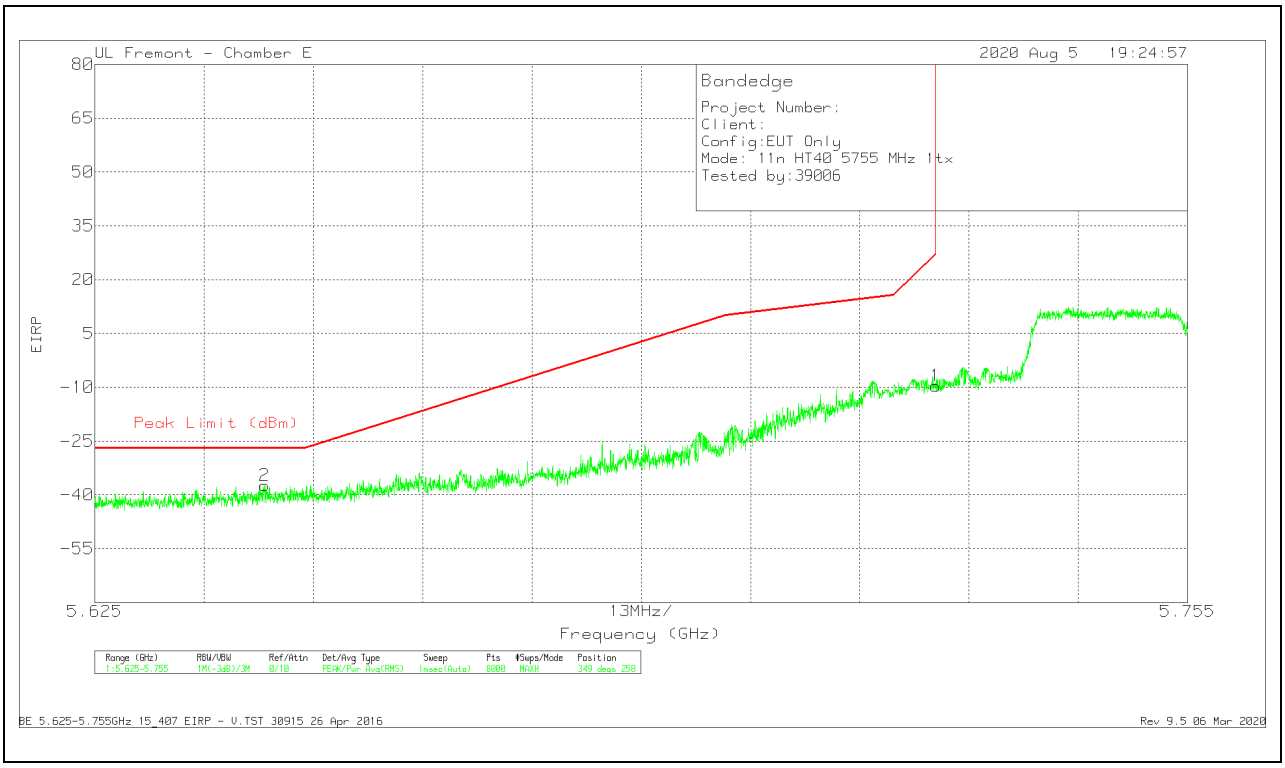

Marker	Frequency (GHz)	Meter Reading (dBm)	Det	AF T712 (dB/m)	Amp/Cbl/Fltr/Pad (dB)	Conversion Factor (dB)	DC Corr (dB)	Corrected Reading EIRP	Peak Limit (dBm)	PK Margin (dB)	Azimuth (Degs)	Height (cm)	Polarity
2	5.64522	-62.41	Pk	34.8	-21.6	11.8	0	-37.41	-27	-10.41	349	258	V
1	5.725	-34.98	Pk	34.7	-21.2	11.8	0	-9.68	27	-36.68	349	258	V

Pk - Peak detector

UL VERIFICATION SERVICES INC.
47173 Benicia Street, Fremont, CA 94538; USA TEL:(510) 319-4000 FAX:(510) 661-0888

This report shall not be reproduced except in full, without the written approval of UL Verification Services Inc.

BANDEDGE (HIGH CHANNEL)

HORIZONTAL RESULT

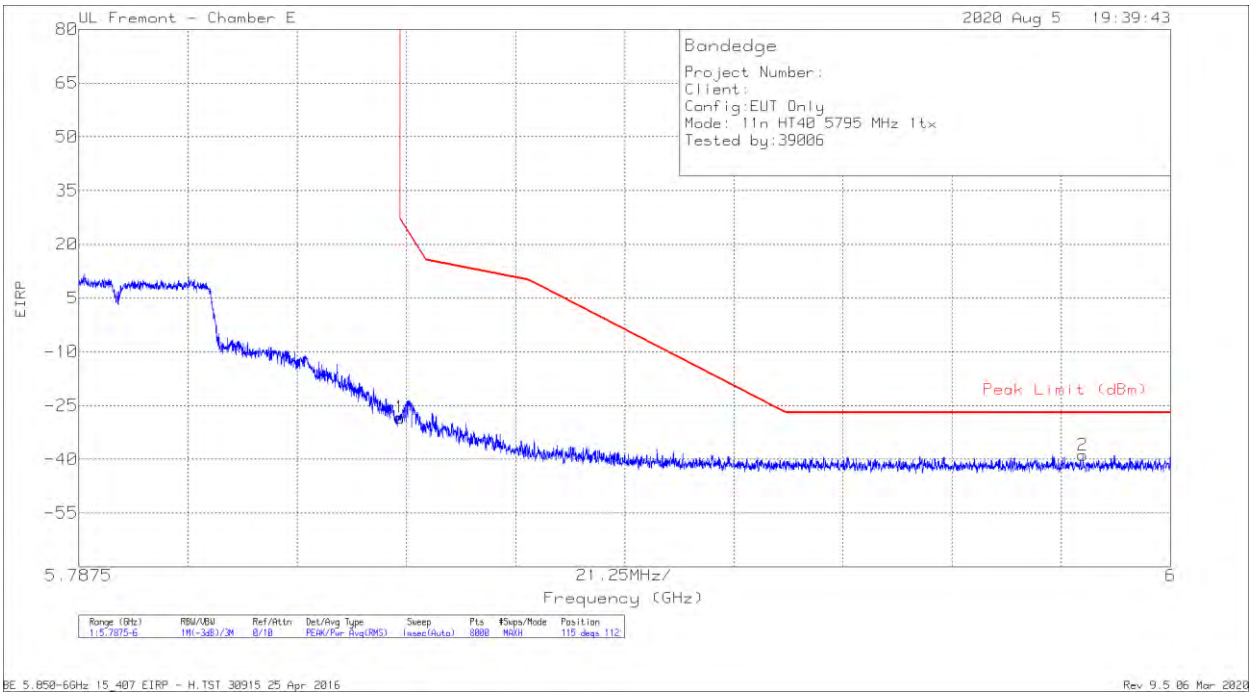

Marker	Frequency (GHz)	Meter Reading (dBm)	Det	AF T712 (dB/m)	Amp/Cbl/Fltr/Pad (dB)	Conversion Factor (dB)	DC Corr (dB)	Corrected Reading EIRP	Peak Limit (dBm)	PK Margin (dB)	Azimuth (Degs)	Height (cm)	Polarity
1	5.85001	-54.39	Pk	34.9	-20.7	11.8	0	-28.39	26.98	-55.37	115	112	H
2	5.98289	-64.98	Pk	35.1	-20.8	11.8	0	-38.88	-27	-11.88	115	112	H

Pk - Peak detector

UL VERIFICATION SERVICES INC.
47173 Benicia Street, Fremont, CA 94538; USA TEL:(510) 319-4000 FAX:(510) 661-0888

This report shall not be reproduced except in full, without the written approval of UL Verification Services Inc.

VERTICAL RESULT

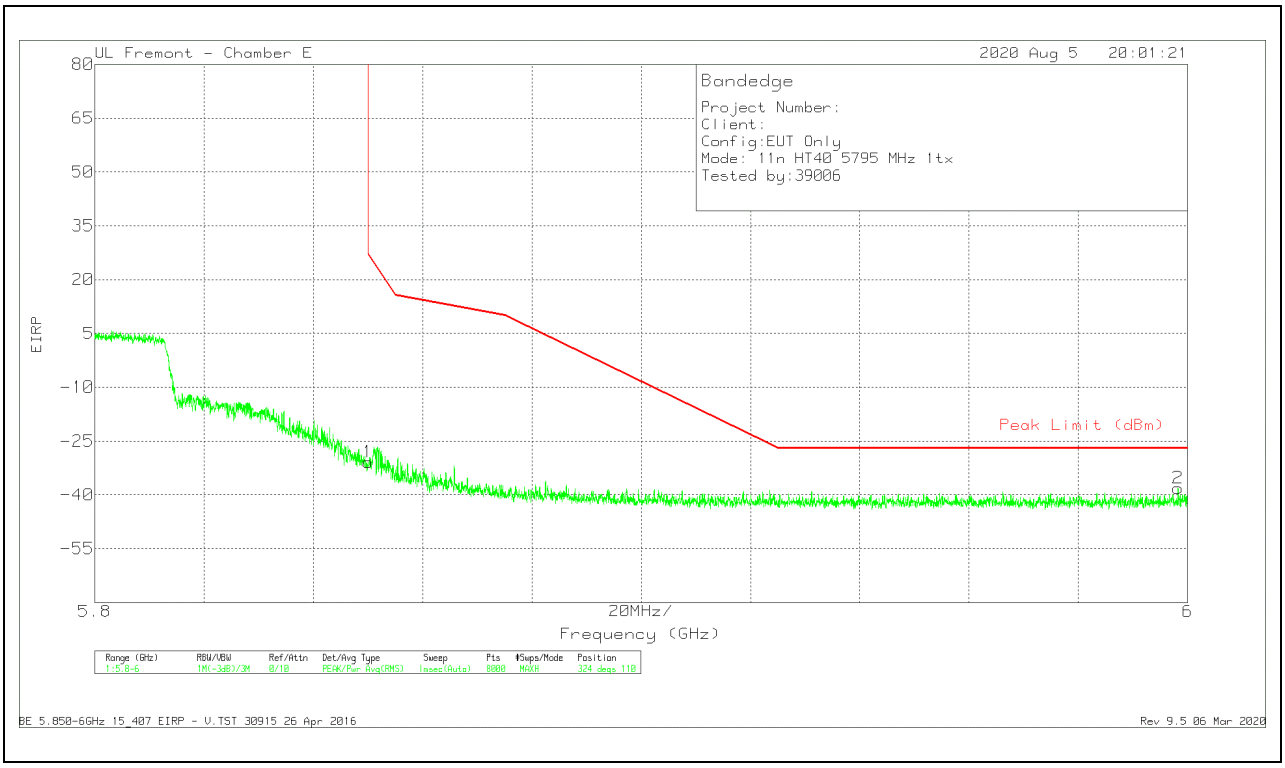

Marker	Frequency (GHz)	Meter Reading (dBm)	Det	AF T712 (dB/m)	Amp/Cbl/Fltr/Pad (dB)	Conversion Factor (dB)	DC Corr (dB)	Corrected Reading EIRP	Peak Limit (dBm)	PK Margin (dB)	Azimuth (Degs)	Height (cm)	Polarity
1	5.85001	-56.87	Pk	34.9	-20.7	11.8	0	-30.87	26.99	-57.86	324	110	V
2	5.99825	-64.52	Pk	35.2	-20.6	11.8	0	-38.12	-27	-11.12	324	110	V

Pk - Peak detector

UL VERIFICATION SERVICES INC.
47173 Benicia Street, Fremont, CA 94538; USA TEL:(510) 319-4000 FAX:(510) 661-0888

This report shall not be reproduced except in full, without the written approval of UL Verification Services Inc.

1TX ANTENNA 5

BANDEDGE (LOW CHANNEL)

HORIZONTAL RESULT

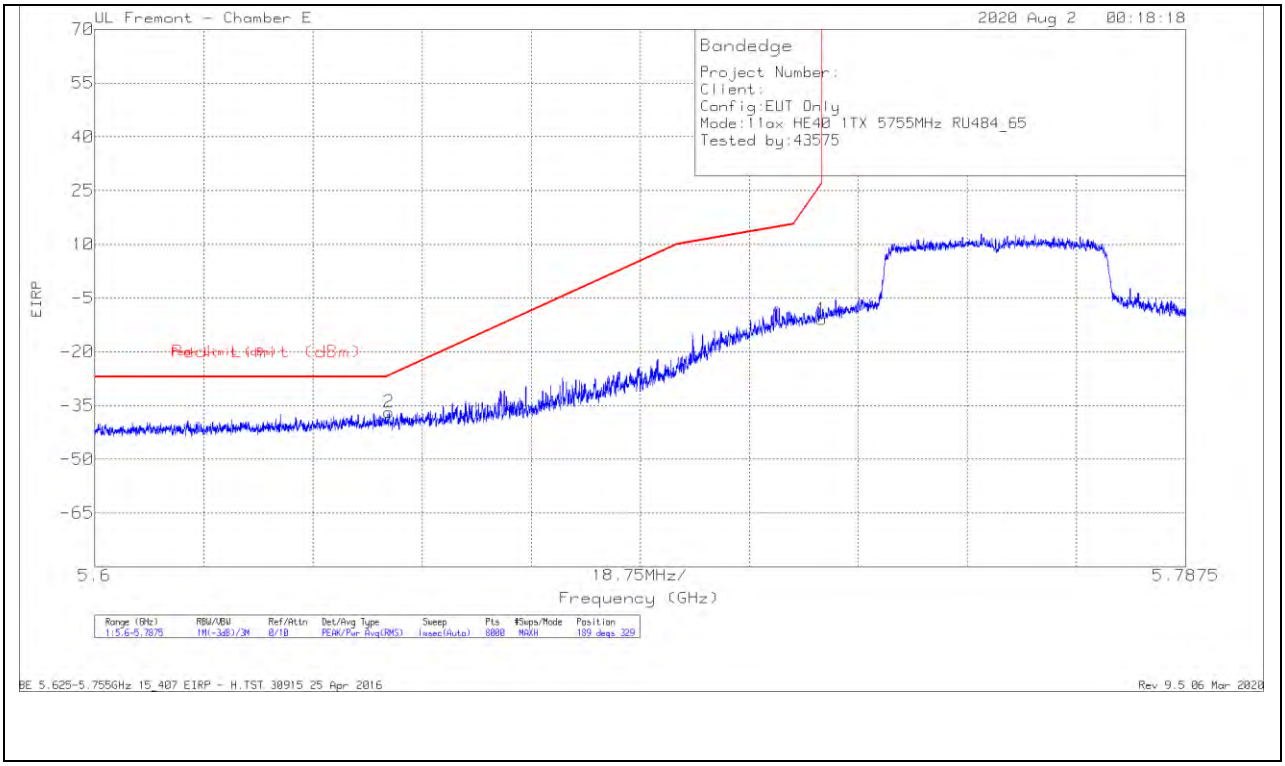

Marker	Frequency (GHz)	Meter Reading (dBm)	Det	AF T712 (dB/m)	Amp/Cbl/Fltr/Pad (dB)	Conversion Factor (dB)	Corrected Reading EIRP	Peak Limit (dBm)	PK Margin (dB)	Azimuth (Degs)	Height (cm)	Polarity
2	5.65056	-61.86	Pk	34.7	-21.5	11.8	-36.86	-26.59	-10.27	189	329	H
1	5.72498	-36.26	Pk	34.7	-21.2	11.8	-10.96	26.96	-37.92	189	329	H

Pk - Peak detector

UL VERIFICATION SERVICES INC.
47173 Benicia Street, Fremont, CA 94538; USA TEL:(510) 319-4000 FAX:(510) 661-0888

This report shall not be reproduced except in full, without the written approval of UL Verification Services Inc.

VERTICAL RESULT

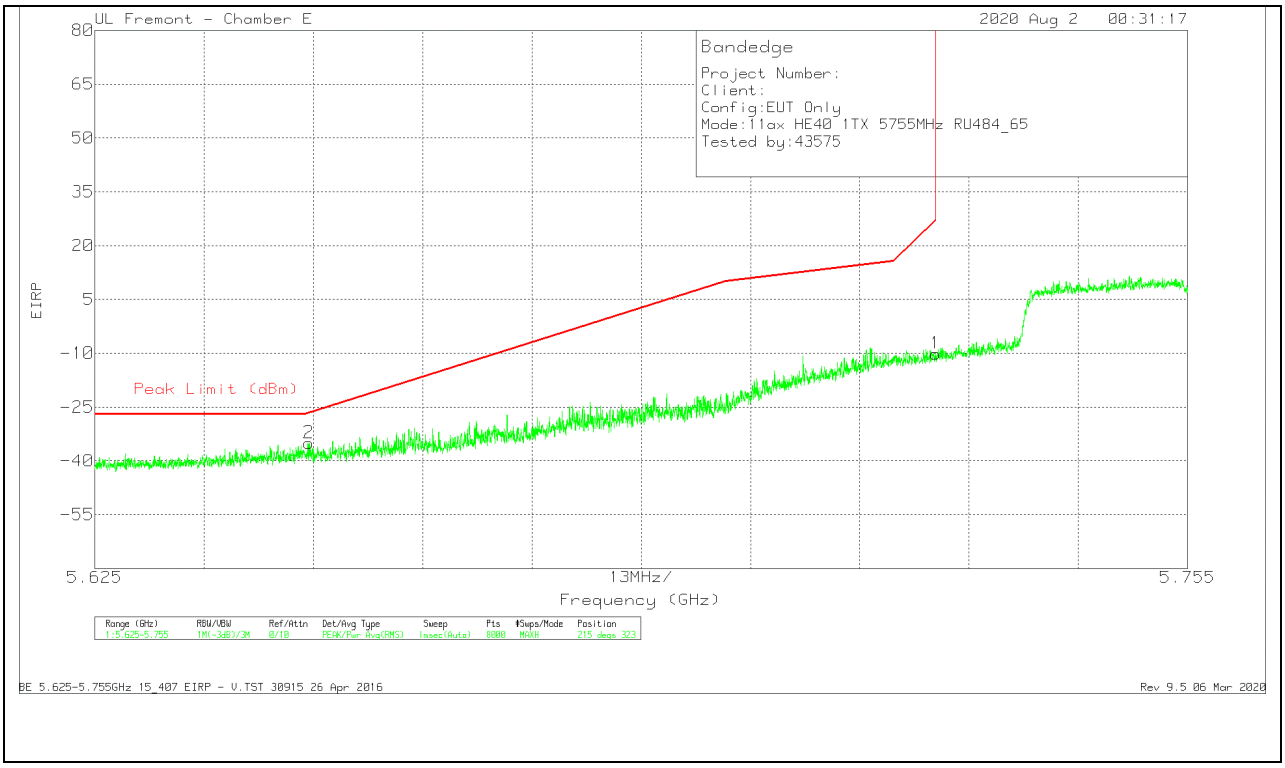

Marker	Frequency (GHz)	Meter Reading (dBm)	Det	AF T712 (dB/m)	Amp/Cbl/Fltr/Pad (dB)	Conversion Factor (dB)	Corrected Reading EIRP	Peak Limit (dBm)	PK Margin (dB)	Azimuth (Degs)	Height (cm)	Polarity
2	5.65048	-59.98	Pk	34.7	-21.5	11.8	-34.98	-26.64	-8.34	215	323	V
1	5.725	-35.39	Pk	34.7	-21.2	11.8	-10.09	27	-37.09	215	323	V

Pk - Peak detector

UL VERIFICATION SERVICES INC.
47173 Benicia Street, Fremont, CA 94538; USA TEL:(510) 319-4000 FAX:(510) 661-0888

This report shall not be reproduced except in full, without the written approval of UL Verification Services Inc.

BANDEDGE (HIGH CHANNEL)

HORIZONTAL RESULT

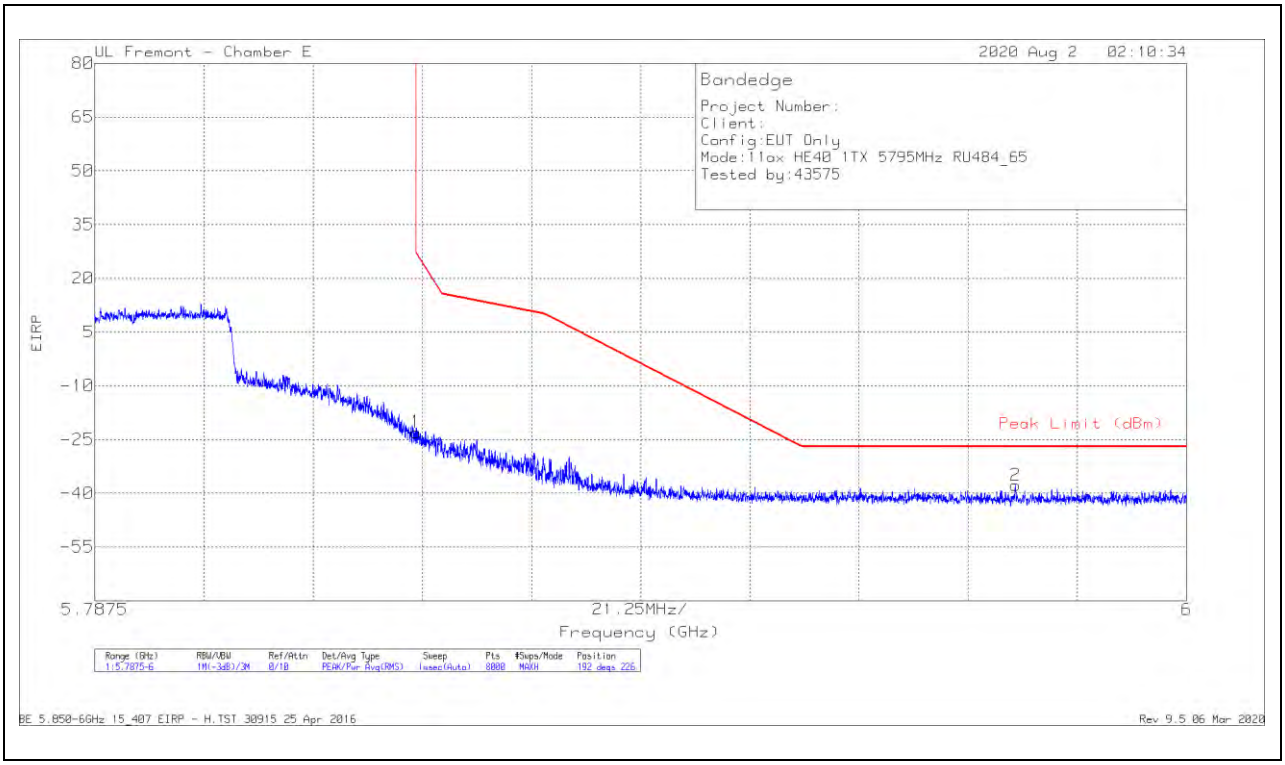

Marker	Frequency (GHz)	Meter Reading (dBm)	Det	AF T712 (dB/m)	Amp/Cbl/Fltr/Pad (dB)	Conversion Factor (dB)	Corrected Reading EIRP	Peak Limit (dBm)	PK Margin (dB)	Azimuth (Degs)	Height (cm)	Polarity
1	5.85001	-49.01	Pk	34.9	-20.7	11.8	-23.01	26.98	-49.99	192	226	H
2	5.96666	-63.76	Pk	35.1	-20.9	11.8	-37.76	-27	-10.76	192	226	H

Pk - Peak detector

BE 5.850-6GHz 15_407 EIRP - H.TST 30915 25 Apr 2016
Rev 9.5 06 Mar 2020

UL VERIFICATION SERVICES INC.
47173 Benicia Street, Fremont, CA 94538; USA TEL:(510) 319-4000 FAX:(510) 661-0888

This report shall not be reproduced except in full, without the written approval of UL Verification Services Inc.

VERTICAL RESULT

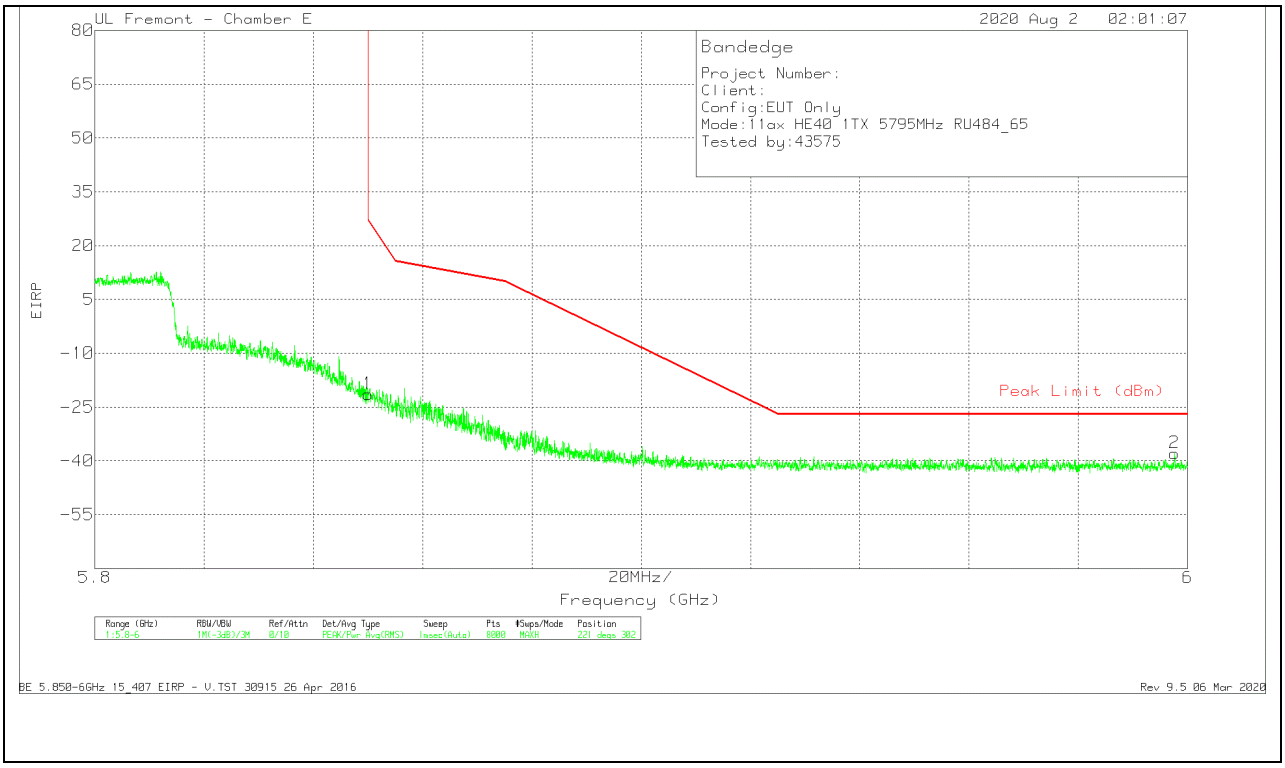

Marker	Frequency (GHz)	Meter Reading (dBm)	Det	AF T712 (dB/m)	Amp/Cbl/Fltr/Pad (dB)	Conversion Factor (dB)	Corrected Reading EIRP	Peak Limit (dBm)	PK Margin (dB)	Azimuth (Degs)	Height (cm)	Polarity
1	5.85001	-47.39	Pk	34.9	-20.7	11.8	-21.39	26.99	-48.38	221	302	V
2	5.99762	-64.25	Pk	35.2	-20.6	11.8	-37.85	-27	-10.85	221	302	V

Pk - Peak detector

UL VERIFICATION SERVICES INC.
47173 Benicia Street, Fremont, CA 94538; USA TEL:(510) 319-4000 FAX:(510) 661-0888

This report shall not be reproduced except in full, without the written approval of UL Verification Services Inc.

2TX ANTENNA 6 + ANTENNA 5 CDD MODE

BANDEDGE (LOW CHANNEL)

HORIZONTAL RESULT

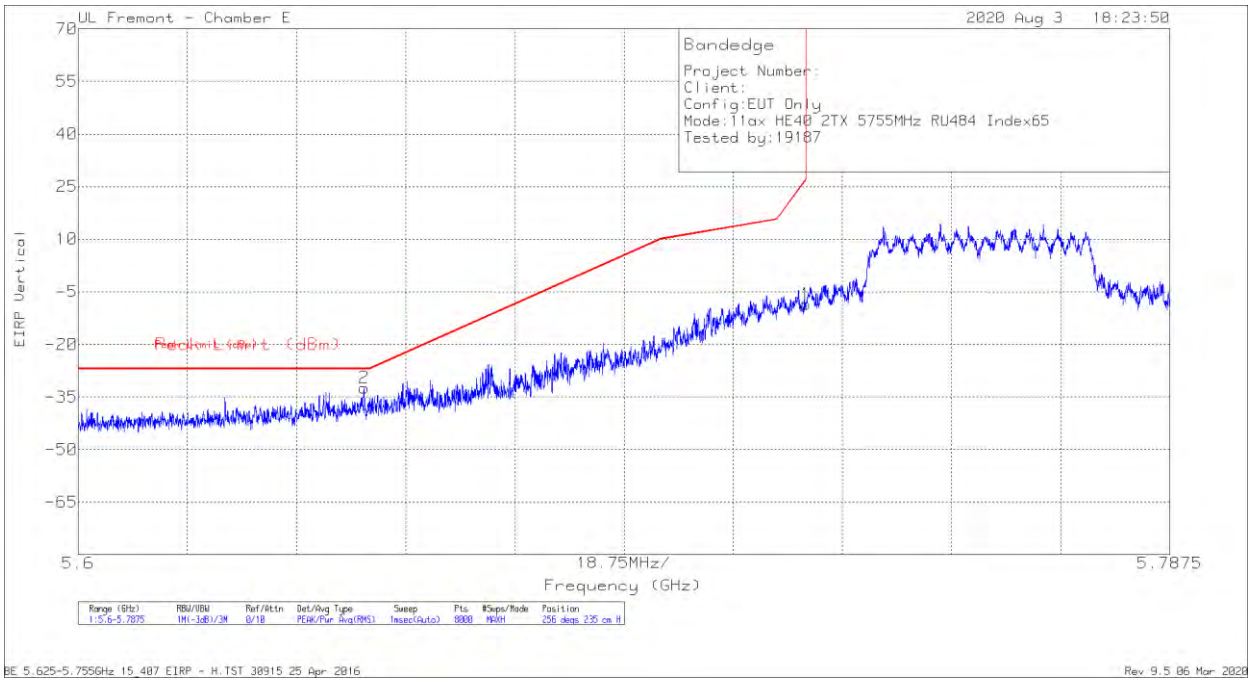

Marker	Frequency (GHz)	Meter Reading (dBm)	Det	AF T712 (dB/m)	Amp/Cbl/Fltr/Pad (dB)	Conversion Factor (dB)	Corrected Reading EIRP	Peak Limit (dBm)	PK Margin (dB)	Azimuth (Degs)	Height (cm)	Polarity
2	5.64911	-57.39	Pk	34.7	-21.5	11.8	-32.39	-27	-5.39	256	235	H
1	5.72498	-33.89	Pk	34.7	-21.2	11.8	-8.59	26.96	-35.55	256	235	H

Pk - Peak detector

UL VERIFICATION SERVICES INC.
47173 Benicia Street, Fremont, CA 94538; USA TEL:(510) 319-4000 FAX:(510) 661-0888

This report shall not be reproduced except in full, without the written approval of UL Verification Services Inc.

VERTICAL RESULT

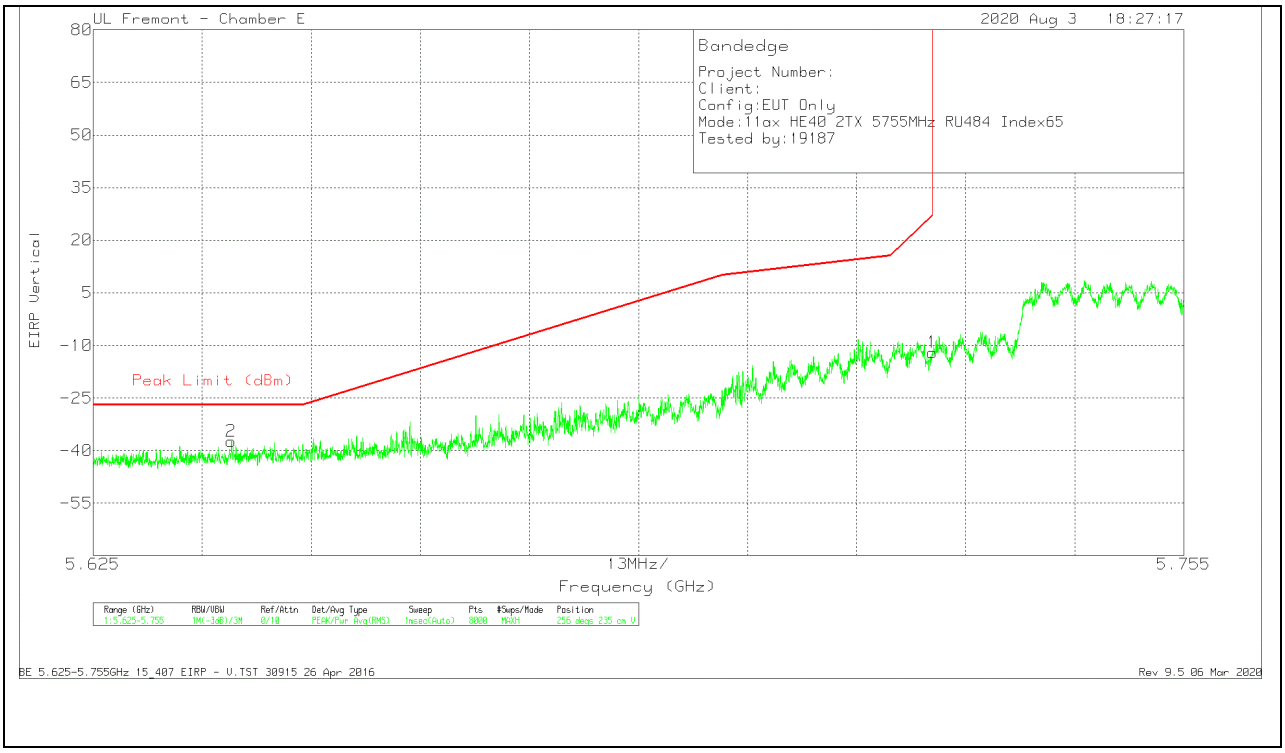

Marker	Frequency (GHz)	Meter Reading (dBm)	Det	AF T712 (dB/m)	Amp/Cbl/Fltr/Pad (dB)	Conversion Factor (dB)	Corrected Reading EIRP	Peak Limit (dBm)	PK Margin (dB)	Azimuth (Degs)	Height (cm)	Polarity
2	5.64148	-62.32	Pk	34.8	-21.6	11.8	-37.32	-27	-10.32	256	235	V
1	5.725	-37.34	Pk	34.7	-21.2	11.8	-12.04	27	-39.04	256	235	V

Pk - Peak detector

UL VERIFICATION SERVICES INC.
47173 Benicia Street, Fremont, CA 94538; USA TEL:(510) 319-4000 FAX:(510) 661-0888

This report shall not be reproduced except in full, without the written approval of UL Verification Services Inc.

BANDEDGE (HIGH CHANNEL)

HORIZONTAL RESULT

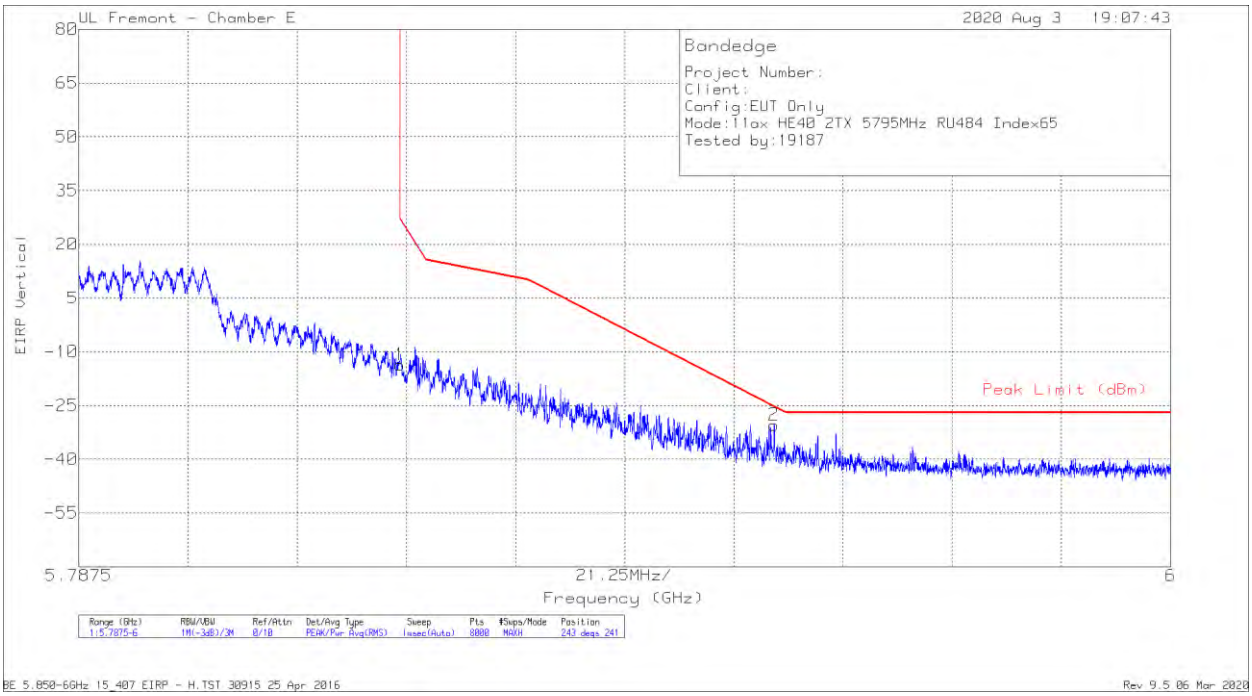

Marker	Frequency (GHz)	Meter Reading (dBm)	Det	AF T712 (dB/m)	Amp/Cbl/Fltr/Pad (dB)	Conversion Factor (dB)	Corrected Reading EIRP	Peak Limit (dBm)	PK Margin (dB)	Azimuth (Degs)	Height (cm)	Polarity
1	5.85001	-39.63	Pk	34.9	-20.7	11.8	-13.63	26.98	-40.61	243	241	H
2	5.92283	-56.43	Pk	35.1	-20.9	11.8	-30.43	-25.39	-5.04	243	241	H

Pk - Peak detector

UL VERIFICATION SERVICES INC.
47173 Benicia Street, Fremont, CA 94538; USA TEL:(510) 319-4000 FAX:(510) 661-0888

This report shall not be reproduced except in full, without the written approval of UL Verification Services Inc.

VERTICAL RESULT

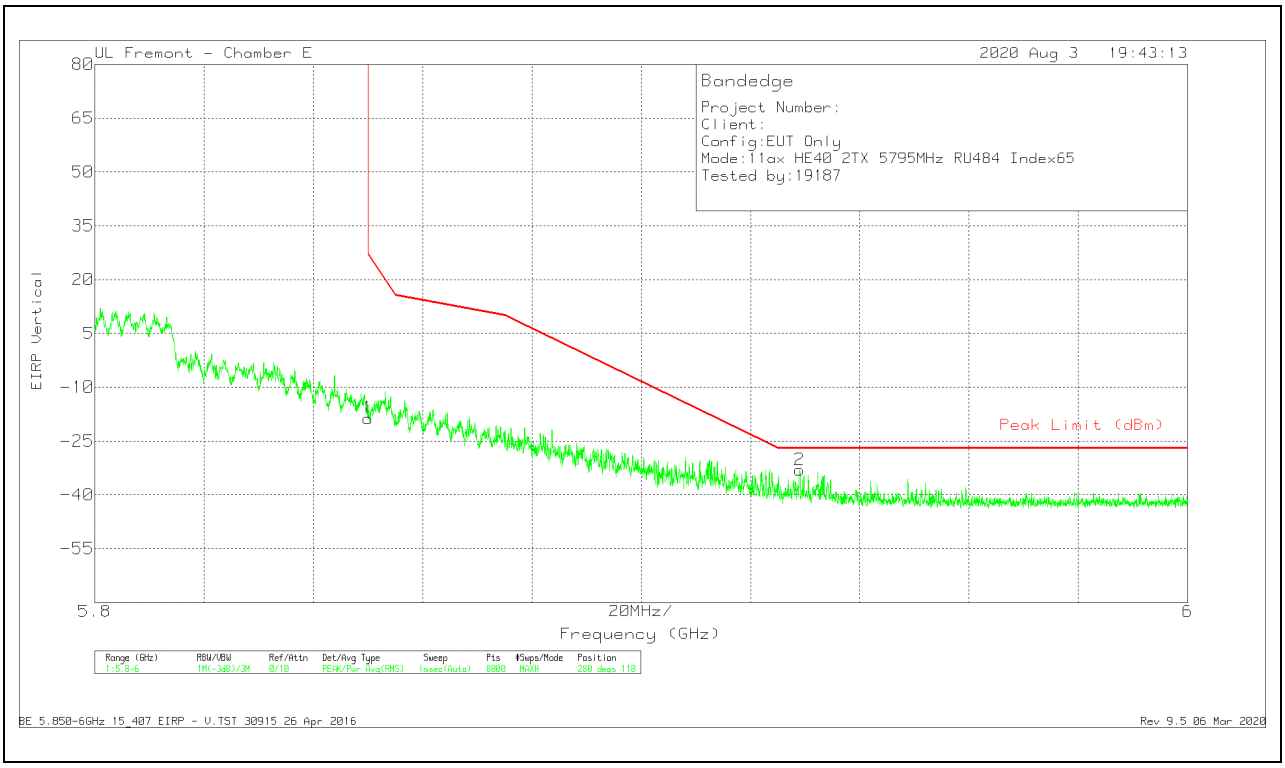

Marker	Frequency (GHz)	Meter Reading (dBm)	Det	AF T712 (dB/m)	Amp/Cbl/Fltr/Pad (dB)	Conversion Factor (dB)	Corrected Reading EIRP	Peak Limit (dBm)	PK Margin (dB)	Azimuth (Degs)	Height (cm)	Polarity
1	5.85001	-44.67	Pk	34.9	-20.7	11.8	-18.67	26.99	-45.66	280	118	V
2	5.92897	-58.98	Pk	35.1	-21	11.8	-33.08	-27	-6.08	280	118	V

Pk - Peak detector

UL VERIFICATION SERVICES INC.
47173 Benicia Street, Fremont, CA 94538; USA TEL:(510) 319-4000 FAX:(510) 661-0888

This report shall not be reproduced except in full, without the written approval of UL Verification Services Inc.

HARMONICS AND SPURIOUS EMISSIONS

LOW CHANNEL RESULTS

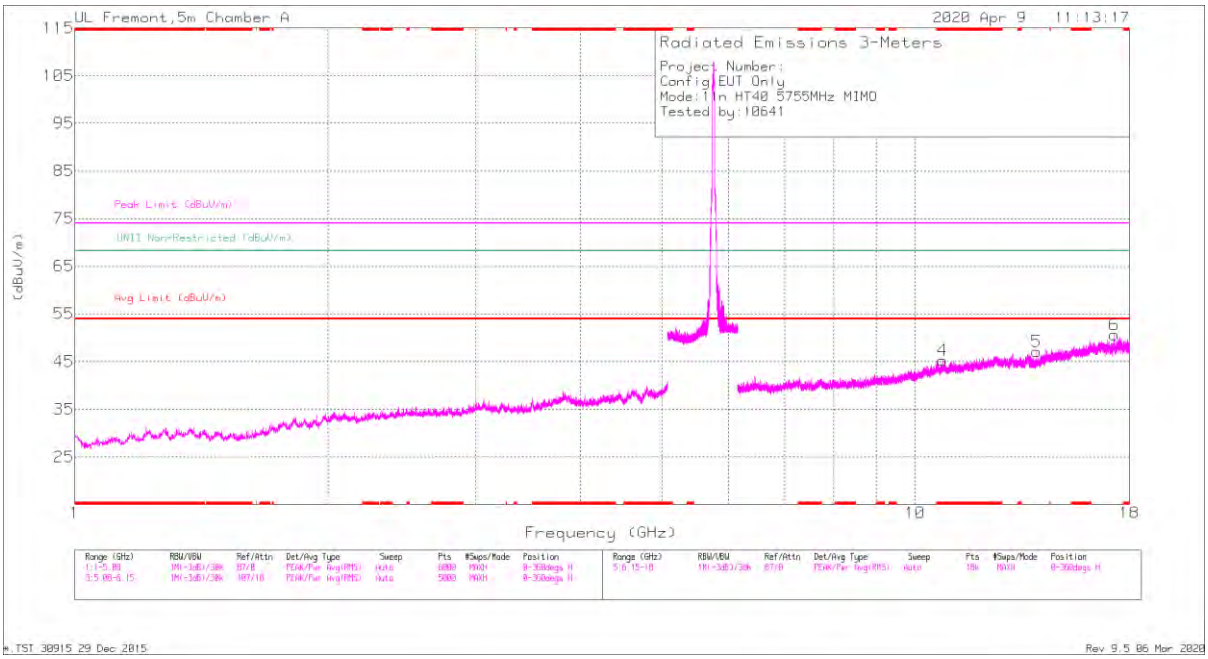

HORIZONTAL

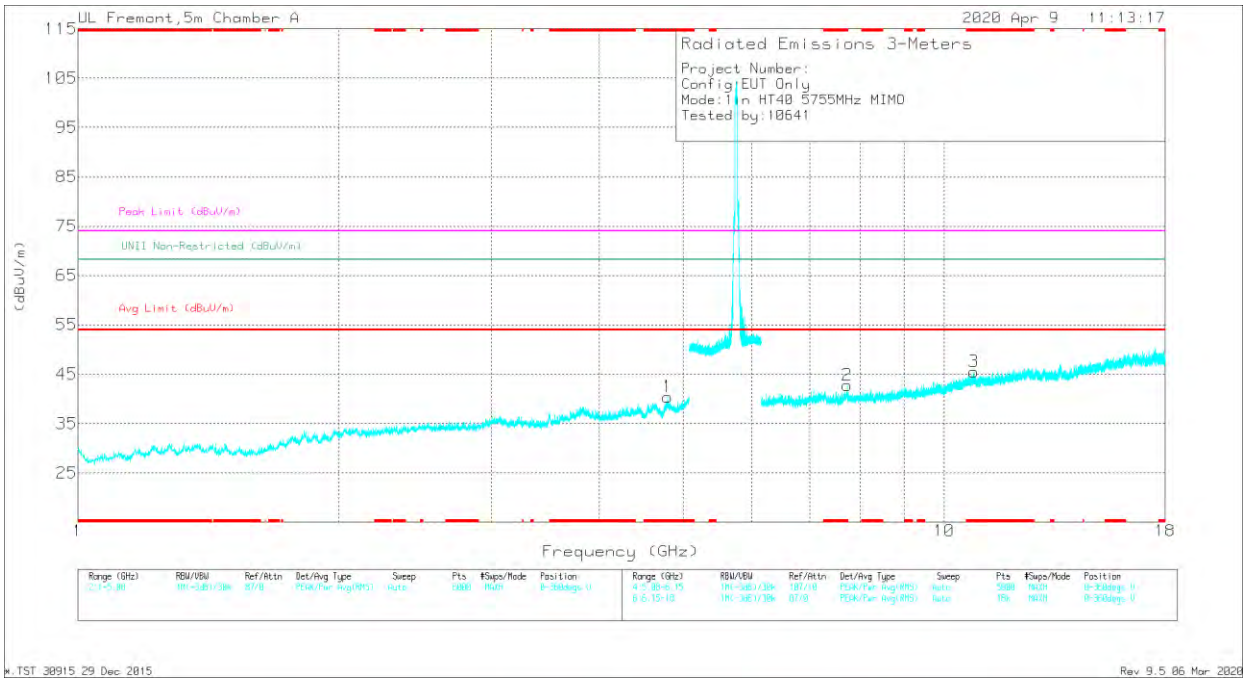

VERTICAL

UL VERIFICATION SERVICES INC.
47173 Benicia Street, Fremont, CA 94538; USA TEL:(510) 319-4000 FAX:(510) 661-0888

This report shall not be reproduced except in full, without the written approval of UL Verification Services Inc.

RADIATED EMISSIONS

Marker	Frequency (GHz)	Meter Reading (dBuV)	Det	AF T346 (dB/m)	Amp/Cbl/Fltr/Pad (dB)	Corrected Reading (dBuV/m)	Avg Limit (dBuV/m)	Margin (dB)	Peak Limit (dBuV/m)	PK Margin (dB)	UNII Non-Restricted (dBuV/m)	PK Margin (dB)	Azimuth (Degs)	Height (cm)	Polarity
1	* 4.79866	41.2	PK-U	34.3	-28.3	47.2	-	-	74	-26.8	-	-	55	124	V
	* 4.79726	29.55	ADR	34.2	-28.3	35.45	54	-18.55	-	-	-	-	55	124	V
4	* 10.79229	34.26	PK-U	37.9	-20.7	51.46	-	-	74	-22.54	-	-	129	139	H
	* 10.79087	23.03	ADR	37.9	-20.7	40.23	54	-13.77	-	-	-	-	129	139	H
2	* 7.73095	35.79	PK-U	35.9	-23.2	48.49	-	-	74	-25.51	-	-	165	231	V
	* 7.73078	24.43	ADR	35.9	-23.2	37.13	54	-16.87	-	-	-	-	165	231	V
3	* 10.83261	33.6	PK-U	38	-20.4	51.2	-	-	74	-22.8	-	-	265	250	V
	* 10.83297	22.76	ADR	38	-20.4	40.36	54	-13.64	-	-	-	-	265	250	V
5	13.96701	33.64	PK-U	38.6	-20.1	52.14	-	-	-	-	68.2	-16.06	103	162	H
6	17.25983	34.64	PK-U	41.1	-20.6	55.14	-	-	-	-	68.2	-13.06	182	203	H

* - indicates frequency in CFR47 Pt 15 / IC RSS-Restricted Band
PK-U - U-NII: Maximum Peak
ADR - U-NII AD primary method, RMS average

UL VERIFICATION SERVICES INC.
47173 Benicia Street, Fremont, CA 94538; USA TEL:(510) 319-4000 FAX:(510) 661-0888
This report shall not be reproduced except in full, without the written approval of UL Verification Services Inc.

HIGH CHANNEL RESULTS

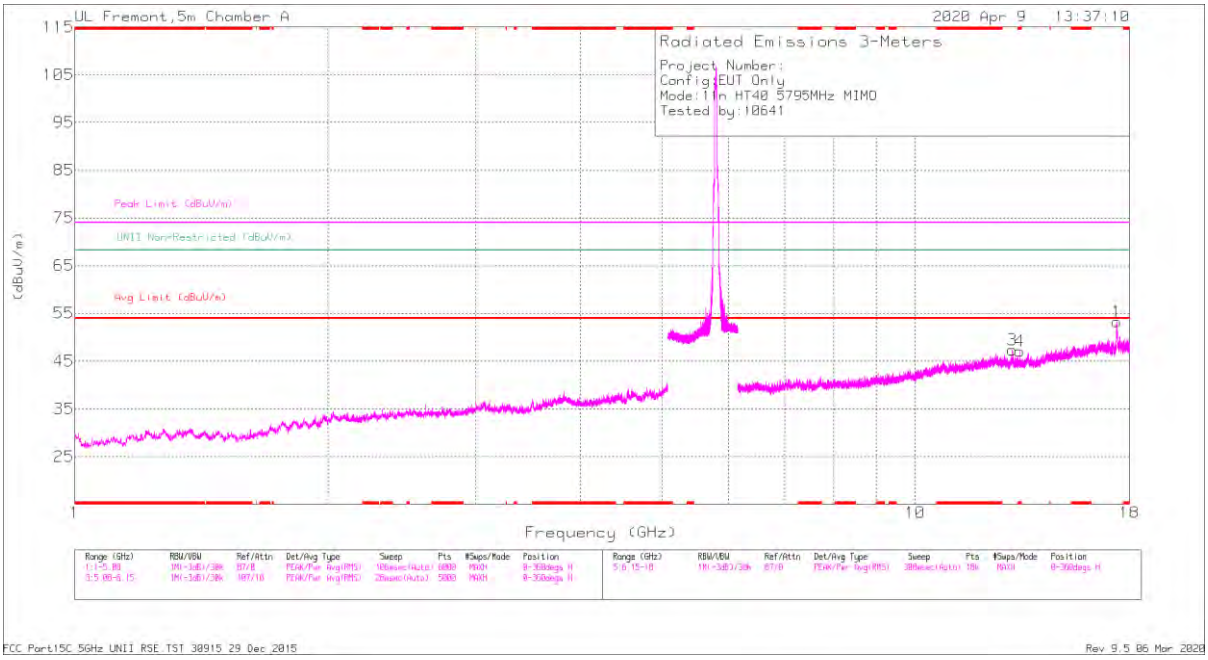

HORIZONTAL

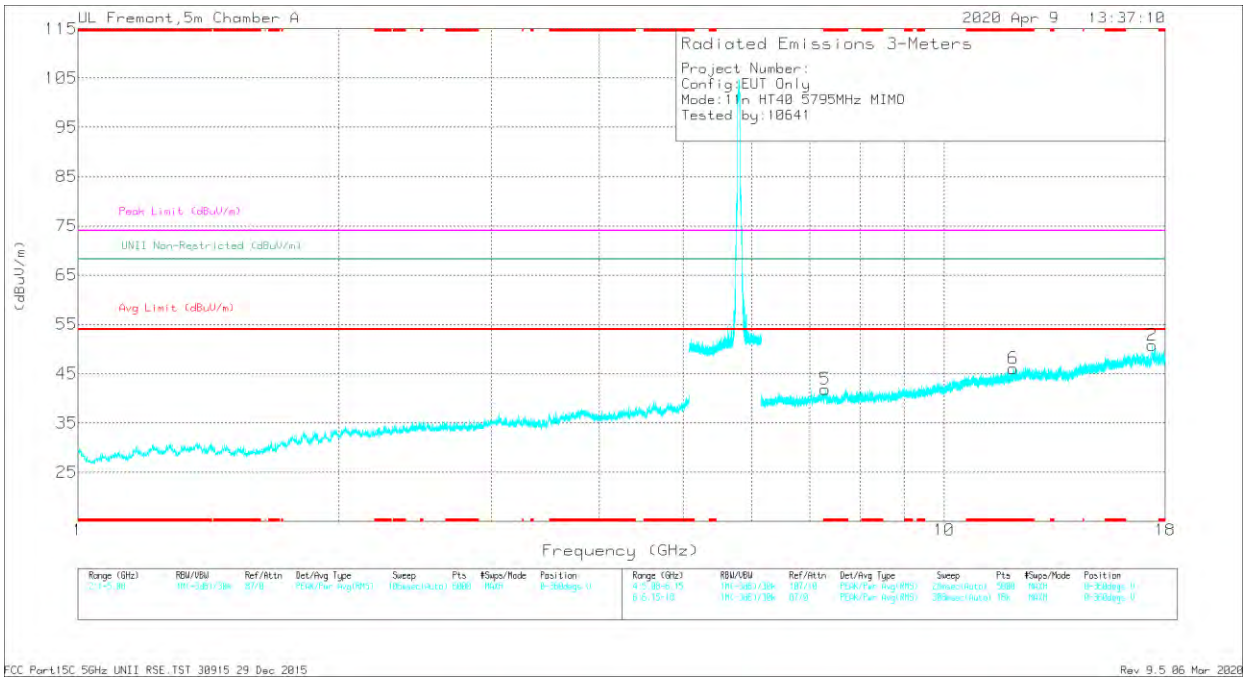

VERTICAL

UL VERIFICATION SERVICES INC.
47173 Benicia Street, Fremont, CA 94538; USA TEL:(510) 319-4000 FAX:(510) 661-0888

This report shall not be reproduced except in full, without the written approval of UL Verification Services Inc.

RADIATED EMISSIONS

Marker	Frequency (GHz)	Meter Reading (dBuV)	Det	AF T346 (dB/m)	Amp/Cbl/Fltr/Pad (dB)	Corrected Reading (dBuV/m)	Avg Limit (dBuV/m)	Margin (dB)	Peak Limit (dBuV/m)	PK Margin (dB)	UNII Non-Restricted (dBuV/m)	PK Margin (dB)	Azimuth (Degs)	Height (cm)	Polarity
4	* 13.32891	33.63	PK-U	39.1	-20.2	52.53	-	-	74	-21.47	-	-	210	126	H
	* 13.33074	22.53	ADR	39.1	-20.1	41.53	54	-12.47	-	-	-	-	210	126	H
5	* 7.29936	36.05	PK-U	35.7	-23.8	47.95	-	-	74	-26.05	-	-	156	214	V
	* 7.29995	25.18	ADR	35.7	-23.8	37.08	54	-16.92	-	-	-	-	156	214	V
6	* 12.02922	33.72	PK-U	38.8	-20.3	52.22	-	-	74	-21.78	-	-	314	203	V
	* 12.03147	22.7	ADR	38.8	-20.2	41.3	54	-12.7	-	-	-	-	314	203	V
3	13.06008	33.79	PK-U	39.2	-19.5	53.49	-	-	-	-	68.2	-14.71	145	156	H
2	17.36811	34.9	PK-U	41	-20	55.9	-	-	-	-	68.2	-12.3	180	121	V
1	17.38198	37.76	PK-U	41	-20.3	58.46	-	-	-	-	68.2	-9.74	138	107	H

* - indicates frequency in CFR47 Pt 15 / IC RSS-Restricted Band
PK-U - U-NII: Maximum Peak
ADR - U-NII AD primary method, RMS average

UL VERIFICATION SERVICES INC.
47173 Benicia Street, Fremont, CA 94538; USA TEL:(510) 319-4000 FAX:(510) 661-0888
This report shall not be reproduced except in full, without the written approval of UL Verification Services Inc.

6.1.21. TX ABOVE 1 GHz 802.11ac VHT80 MODE IN THE 5.8 GHz BAND

1TX ANTENNA 6

BANDEDGE (CHANNEL 155 LOW EDGE)

HORIZONTAL RESULT

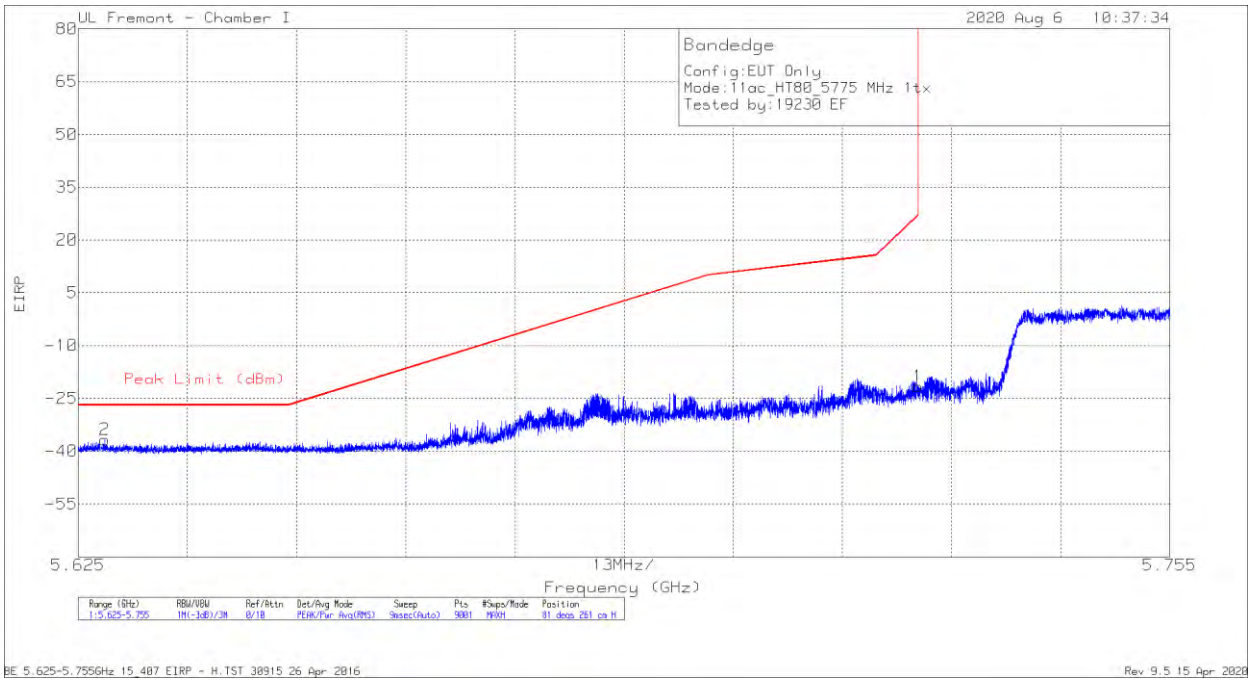

Marker	Frequency (GHz)	Meter Reading (dBm)	Det	AF T346 (dB/m)	Amp/Cbl/Fltr/Pad (dB)	Conversion Factor (dB)	DC Corr (dB)	Corrected Reading EIRP	Peak Limit (dBm)	PK Margin (dB)	Azimuth (Degs)	Height (cm)	Polarity
1	5.725	-53.5	Pk	34.7	-14.6	11.8	0	-21.6	26.99	-48.59	81	261	H
2	5.62813	-68.67	Pk	34.8	-14.6	11.8	0	-36.67	-27	-9.67	81	261	H

Pk - Peak detector

UL VERIFICATION SERVICES INC.
47173 Benicia Street, Fremont, CA 94538; USA TEL:(510) 319-4000 FAX:(510) 661-0888
This report shall not be reproduced except in full, without the written approval of UL Verification Services Inc.

VERTICAL RESULT

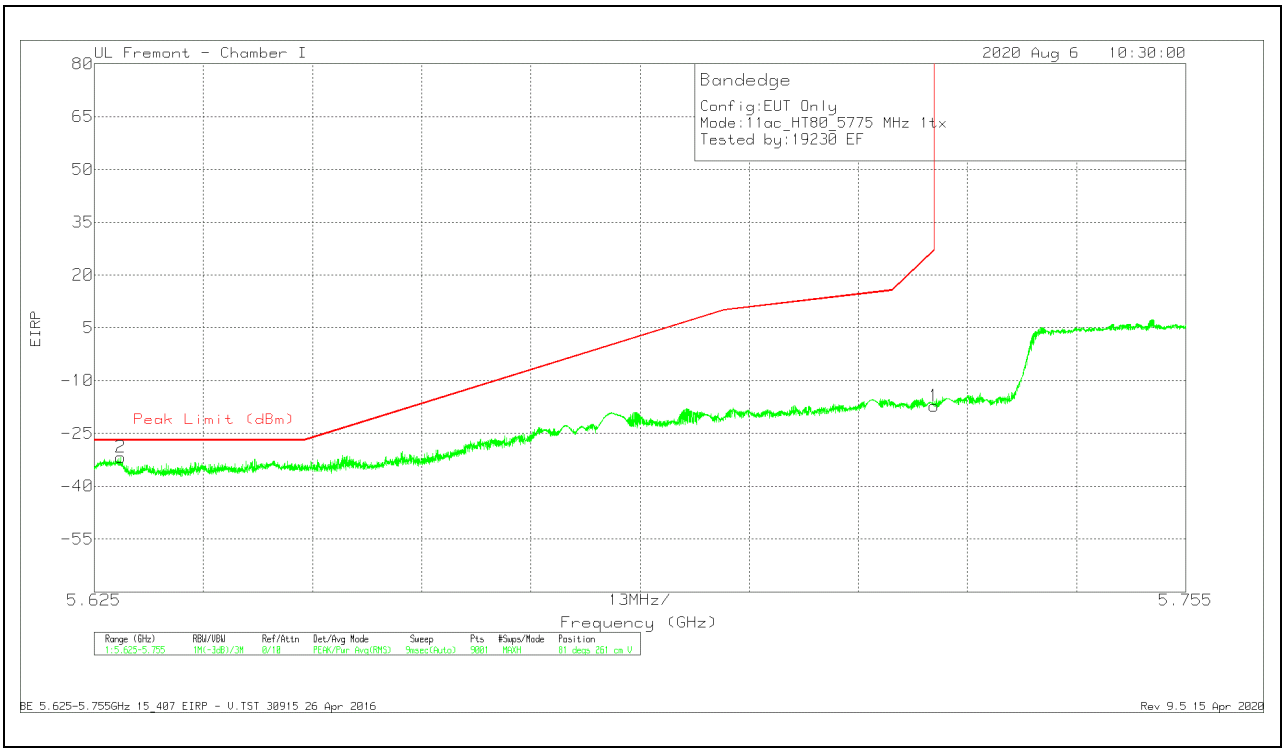

Marker	Frequency (GHz)	Meter Reading (dBm)	Det	AF T346 (dB/m)	Amp/Cbl/Fltr/Pad (dB)	Conversion Factor (dB)	DC Corr (dB)	Corrected Reading EIRP	Peak Limit (dBm)	PK Margin (dB)	Azimuth (Degs)	Height (cm)	Polarity
1	5.725	-49.16	Pk	34.7	-14.6	11.8	0	-17.26	26.99	-44.25	81	261	V
2	5.62813	-63.84	Pk	34.8	-14.6	11.8	0	-31.84	-27	-4.84	81	261	V

Pk - Peak detector

UL VERIFICATION SERVICES INC.
47173 Benicia Street, Fremont, CA 94538; USA TEL:(510) 319-4000 FAX:(510) 661-0888

This report shall not be reproduced except in full, without the written approval of UL Verification Services Inc.

BANDEDGE (CHANNEL 155 HIGH EDGE)

HORIZONTAL RESULT

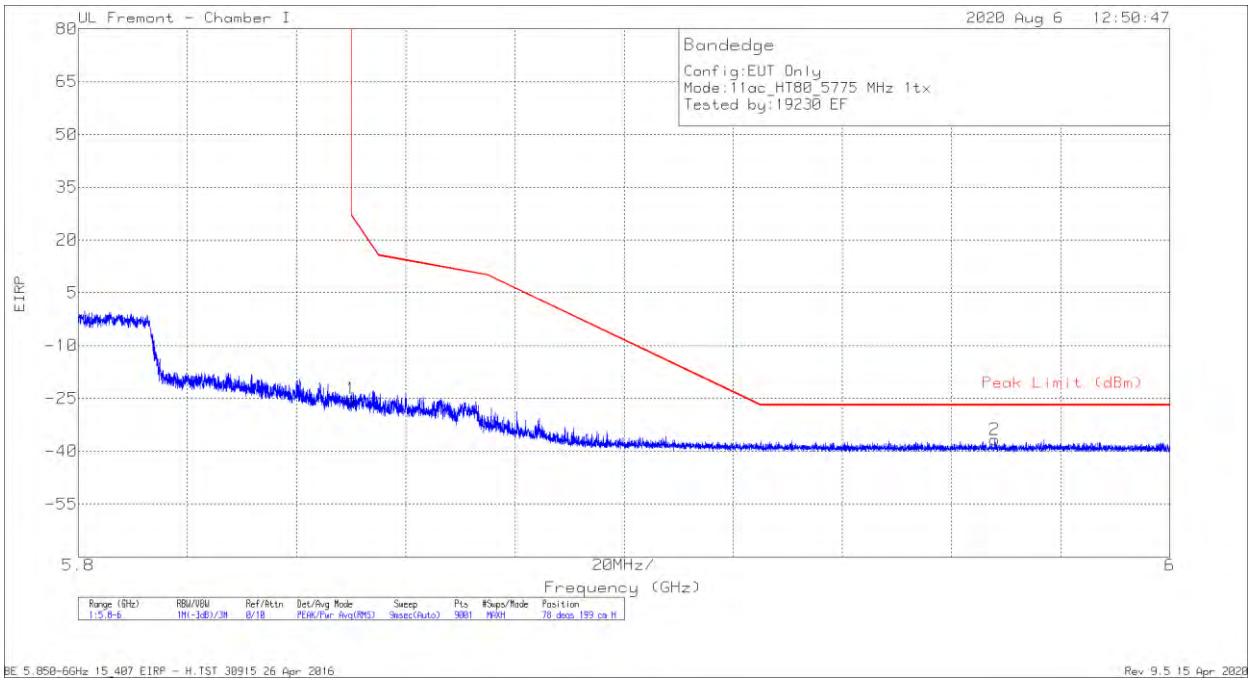

Marker	Frequency (GHz)	Meter Reading (dBm)	Det	AF T346 (dB/m)	Amp/Cbl/Fltr/Pad (dB)	Conversion Factor (dB)	DC Corr (dB)	Corrected Reading EIRP	Peak Limit (dBm)	PK Margin (dB)	Azimuth (Degs)	Height (cm)	Polarity
1	5.85002	-58.43	Pk	35	-13.6	11.8	0	-25.23	26.95	-52.18	78	199	H
2	5.96793	-70.24	Pk	35.2	-13.5	11.8	0	-36.74	-27	-9.74	78	199	H

Pk - Peak detector

UL VERIFICATION SERVICES INC.
47173 Benicia Street, Fremont, CA 94538; USA TEL:(510) 319-4000 FAX:(510) 661-0888

This report shall not be reproduced except in full, without the written approval of UL Verification Services Inc.

VERTICAL RESULT

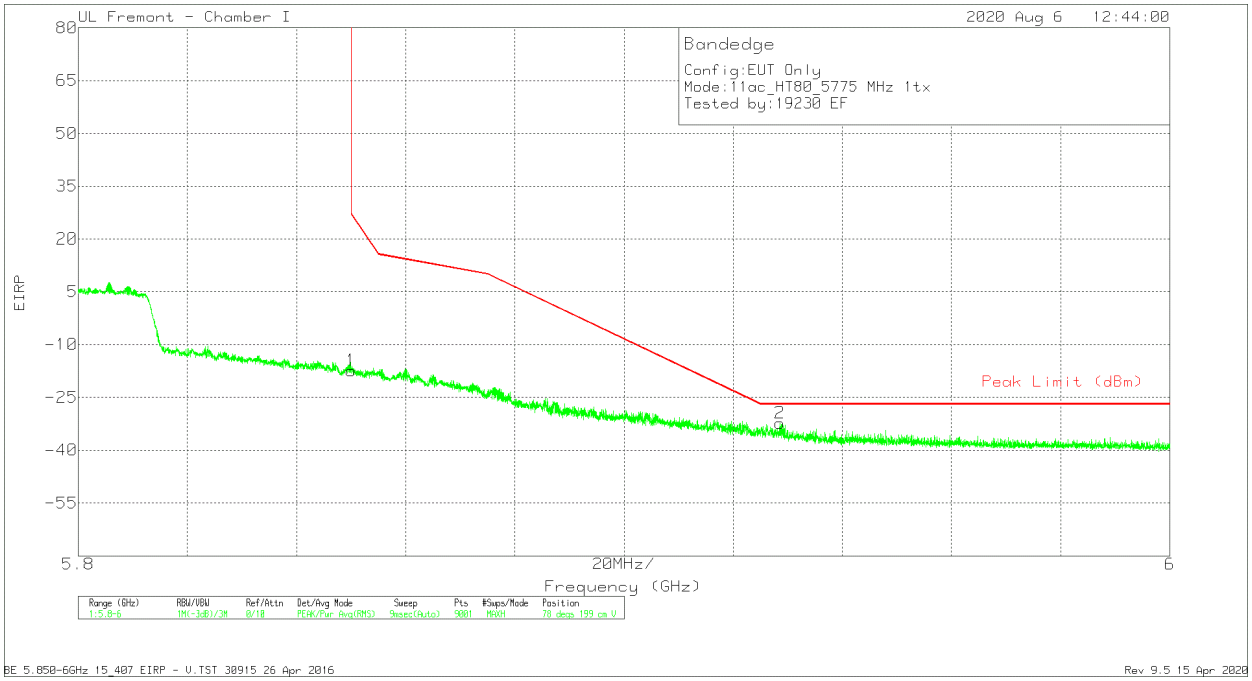

Marker	Frequency (GHz)	Meter Reading (dBm)	Det	AF T346 (dB/m)	Amp/Cbl/Fltr/Pad (dB)	Conversion Factor (dB)	DC Corr (dB)	Corrected Reading EIRP	Peak Limit (dBm)	PK Margin (dB)	Azimuth (Degs)	Height (cm)	Polarity
1	5.85002	-50.65	Pk	35	-13.6	11.8	0	-17.45	26.95	-44.4	78	199	V
2	5.9286	-65.9	Pk	35.1	-13.4	11.8	0	-32.4	-27	-5.4	78	199	V

Pk - Peak detector

UL VERIFICATION SERVICES INC.
47173 Benicia Street, Fremont, CA 94538; USA TEL:(510) 319-4000 FAX:(510) 661-0888

This report shall not be reproduced except in full, without the written approval of UL Verification Services Inc.

1TX ANTENNA 5

BANDEDGE (CHANNEL 155 LOW EDGE)

HORIZONTAL RESULT

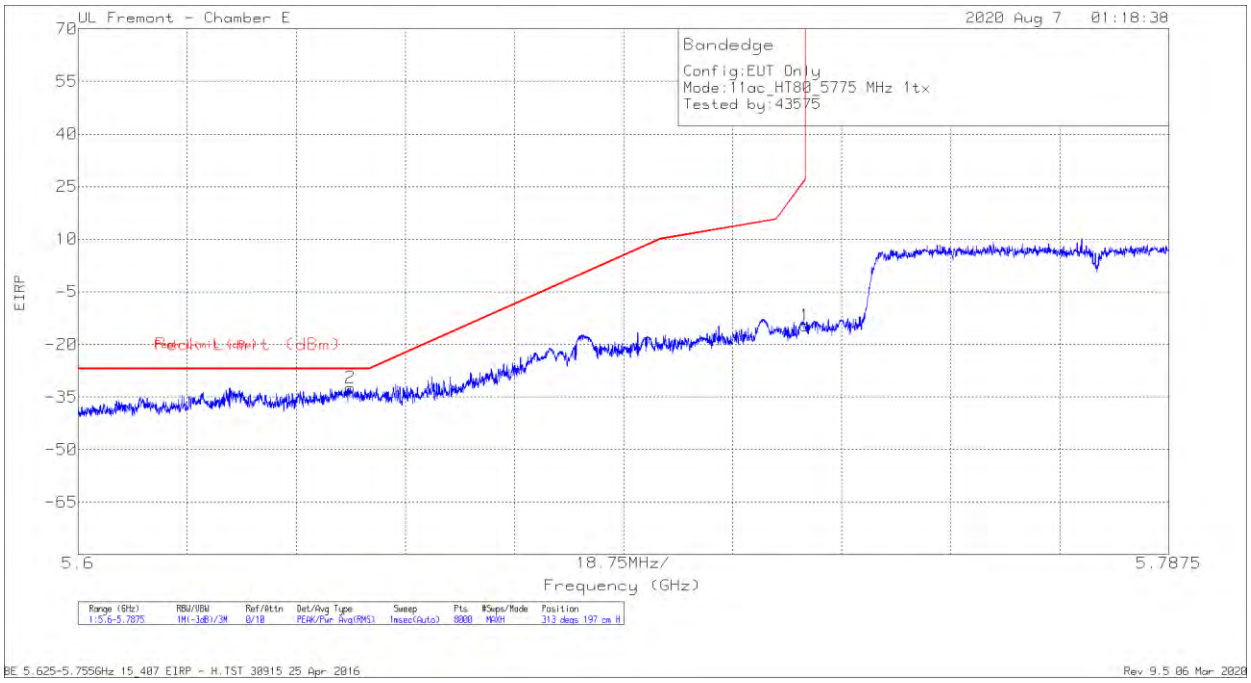

Marker	Frequency (GHz)	Meter Reading (dBm)	Det	AF T712 (dB/m)	Amp/Cbl/Fltr/Pad (dB)	Conversion Factor (dB)	Corrected Reading EIRP	Peak Limit (dBm)	PK Margin (dB)	Azimuth (Degs)	Height (cm)	Polarity
2	5.64676	-57.33	Pk	34.7	-21.6	11.8	-32.43	-27	-5.43	313	197	H
1	5.72498	-39.92	Pk	34.7	-21.2	11.8	-14.62	26.96	-41.58	313	197	H

Pk - Peak detector

UL VERIFICATION SERVICES INC.
47173 Benicia Street, Fremont, CA 94538; USA TEL:(510) 319-4000 FAX:(510) 661-0888

This report shall not be reproduced except in full, without the written approval of UL Verification Services Inc.

VERTICAL RESULT

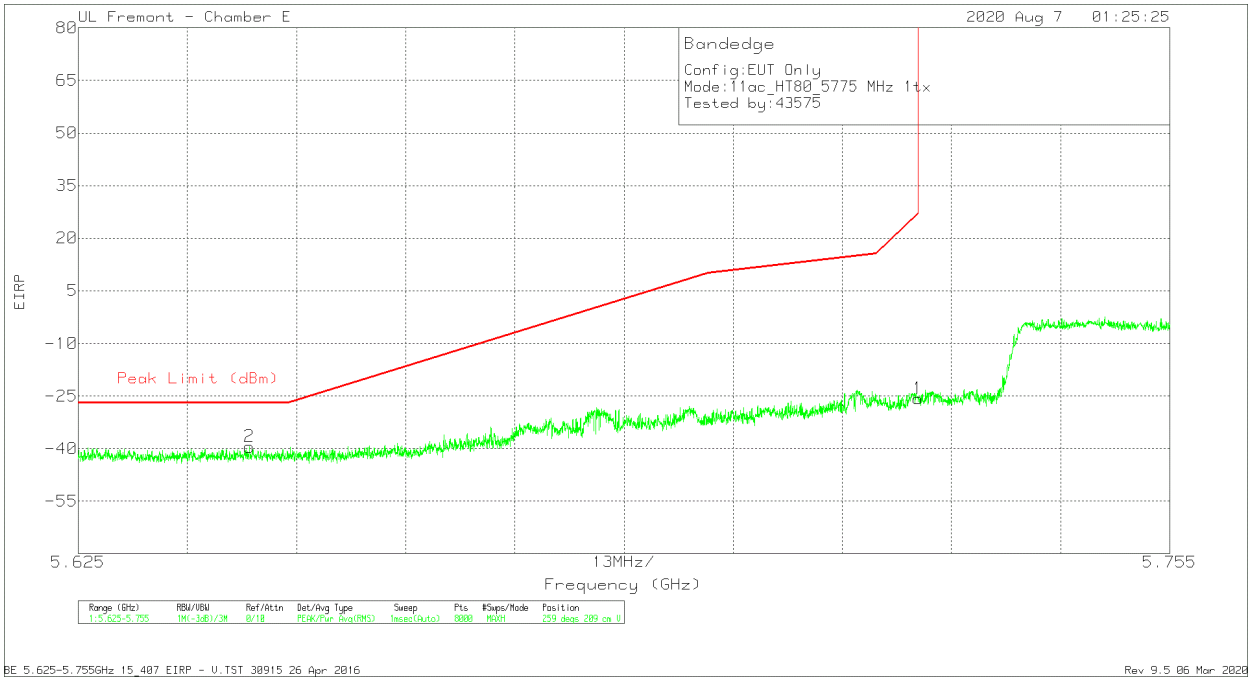

Marker	Frequency (GHz)	Meter Reading (dBm)	Det	AF T712 (dB/m)	Amp/Cbl/Fltr/Pad (dB)	Conversion Factor (dB)	Corrected Reading EIRP	Peak Limit (dBm)	PK Margin (dB)	Azimuth (Degs)	Height (cm)	Polarity
2	5.6454	-64.49	Pk	34.8	-21.6	11.8	-39.49	-27	-12.49	259	209	V
1	5.725	-50.98	Pk	34.7	-21.2	11.8	-25.68	27	-52.68	259	209	V

Pk - Peak detector

UL VERIFICATION SERVICES INC.
47173 Benicia Street, Fremont, CA 94538; USA TEL:(510) 319-4000 FAX:(510) 661-0888

This report shall not be reproduced except in full, without the written approval of UL Verification Services Inc.

BANDEDGE (CHANNEL 155 HIGH EDGE)

HORIZONTAL RESULT

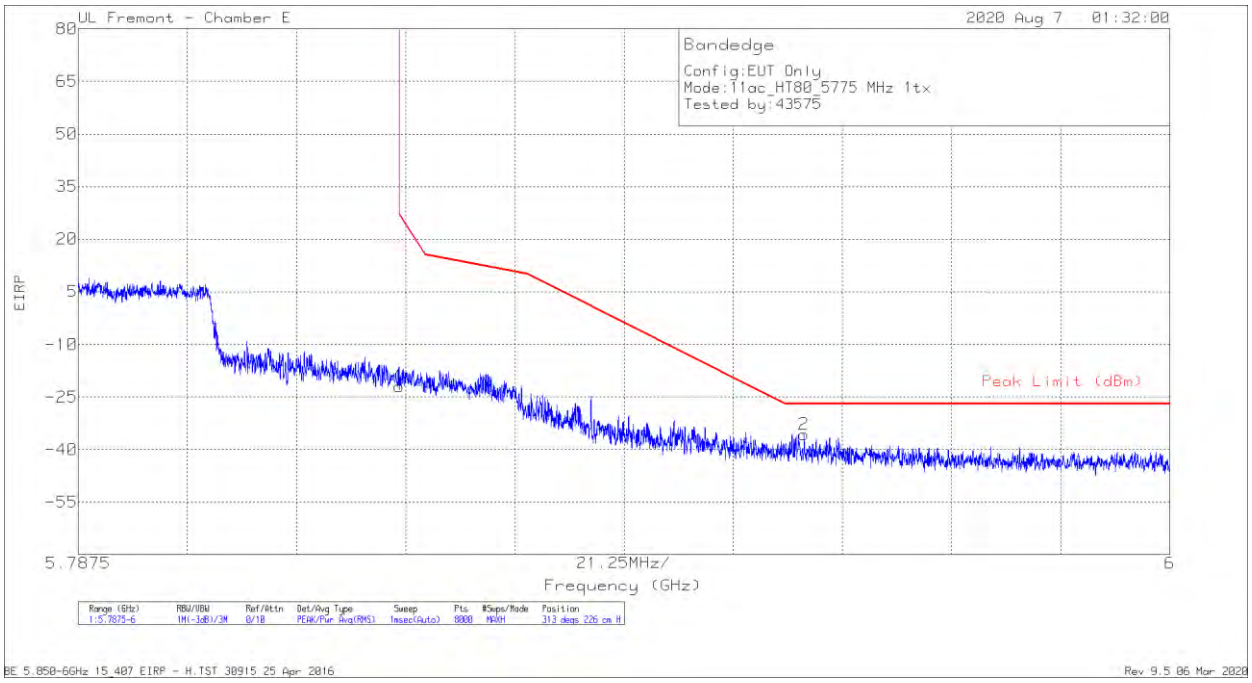

Marker	Frequency (GHz)	Meter Reading (dBm)	Det	AF T712 (dB/m)	Amp/Cbl/Fltr/Pad (dB)	Conversion Factor (dB)	Corrected Reading EIRP	Peak Limit (dBm)	PK Margin (dB)	Azimuth (Degs)	Height (cm)	Polarity
1	5.85001	-47.94	Pk	34.9	-20.7	11.8	-21.94	26.98	-48.92	313	226	H
2	5.9288	-61.55	Pk	35.1	-21	11.8	-35.65	-27	-8.65	313	226	H

Pk - Peak detector

UL VERIFICATION SERVICES INC.
47173 Benicia Street, Fremont, CA 94538; USA TEL:(510) 319-4000 FAX:(510) 661-0888

This report shall not be reproduced except in full, without the written approval of UL Verification Services Inc.

VERTICAL RESULT

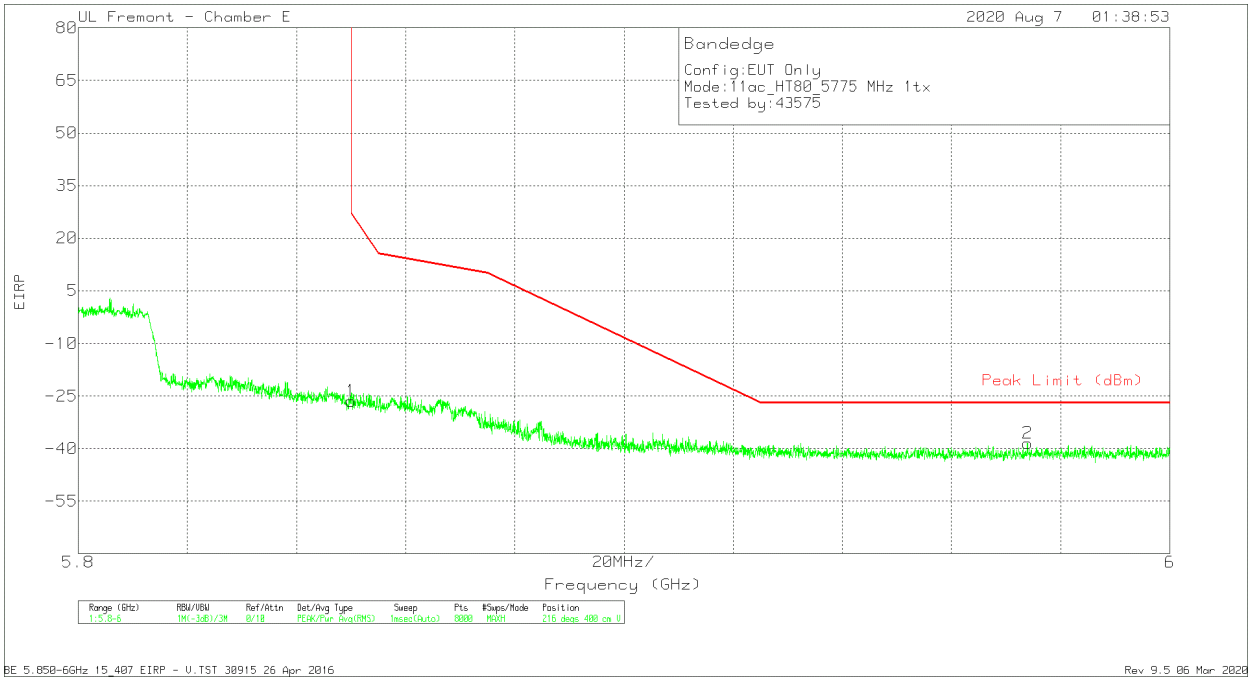

Marker	Frequency (GHz)	Meter Reading (dBm)	Det	AF T712 (dB/m)	Amp/Cbl/Fltr/Pad (dB)	Conversion Factor (dB)	Corrected Reading EIRP	Peak Limit (dBm)	PK Margin (dB)	Azimuth (Degs)	Height (cm)	Polarity
1	5.85001	-52.45	Pk	34.9	-20.7	11.8	-26.45	26.99	-53.44	216	400	V
2	5.97392	-64.55	Pk	35.2	-20.9	11.8	-38.45	-27	-11.45	216	400	V

Pk - Peak detector

UL VERIFICATION SERVICES INC.
47173 Benicia Street, Fremont, CA 94538; USA TEL:(510) 319-4000 FAX:(510) 661-0888

This report shall not be reproduced except in full, without the written approval of UL Verification Services Inc.

2TX ANTENNA 6 + ANTENNA 5 CDD MODE

BANDEDGE (CHANNEL 155 LOW EDGE)

HORIZONTAL RESULT

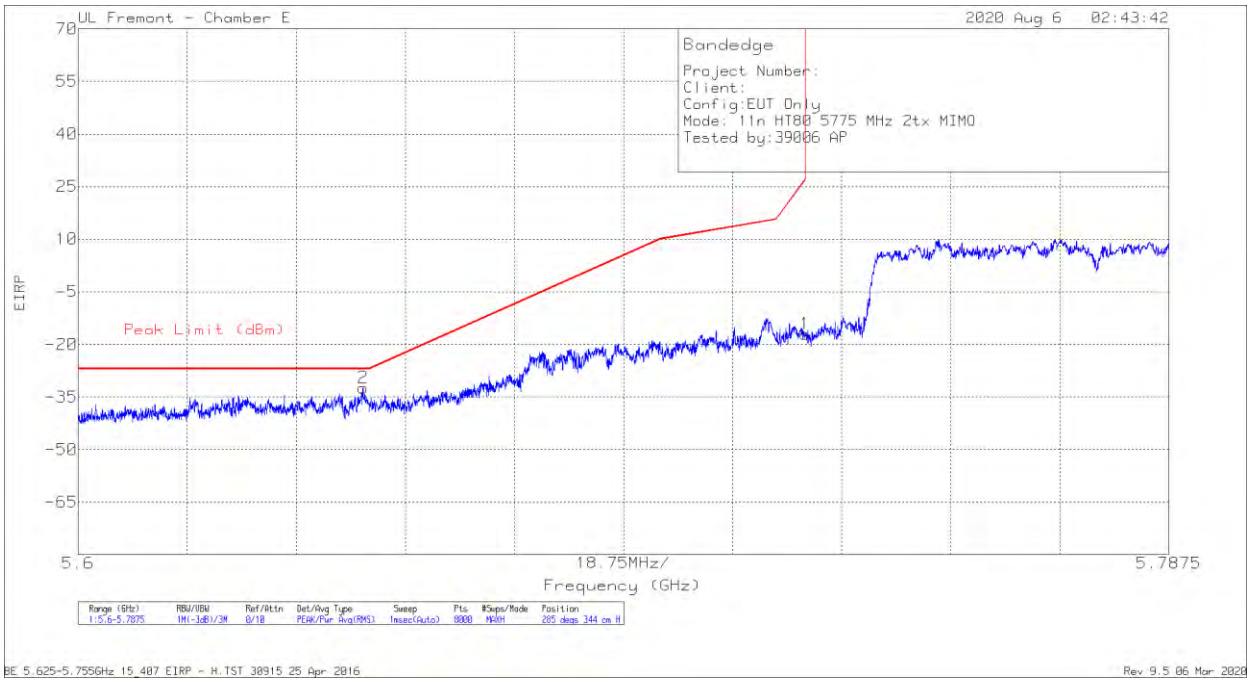

Marker	Frequency (GHz)	Meter Reading (dBm)	Det	AF T712 (dB/m)	Amp/Cbl/Fltr/Pad (dB)	Conversion Factor (dB)	DC Corr (dB)	Corrected Reading EIRP	Peak Limit (dBm)	PK Margin (dB)	Azimuth (Degs)	Height (cm)	Polarity
2	5.64897	-57.33	Pk	34.7	-21.5	11.8	0	-32.33	-27	-5.33	285	344	H
1	5.72498	-42.34	Pk	34.7	-21.2	11.8	0	-17.04	26.96	-44	285	344	H

Pk - Peak detector

UL VERIFICATION SERVICES INC.
47173 Benicia Street, Fremont, CA 94538; USA TEL:(510) 319-4000 FAX:(510) 661-0888

This report shall not be reproduced except in full, without the written approval of UL Verification Services Inc.

VERTICAL RESULT

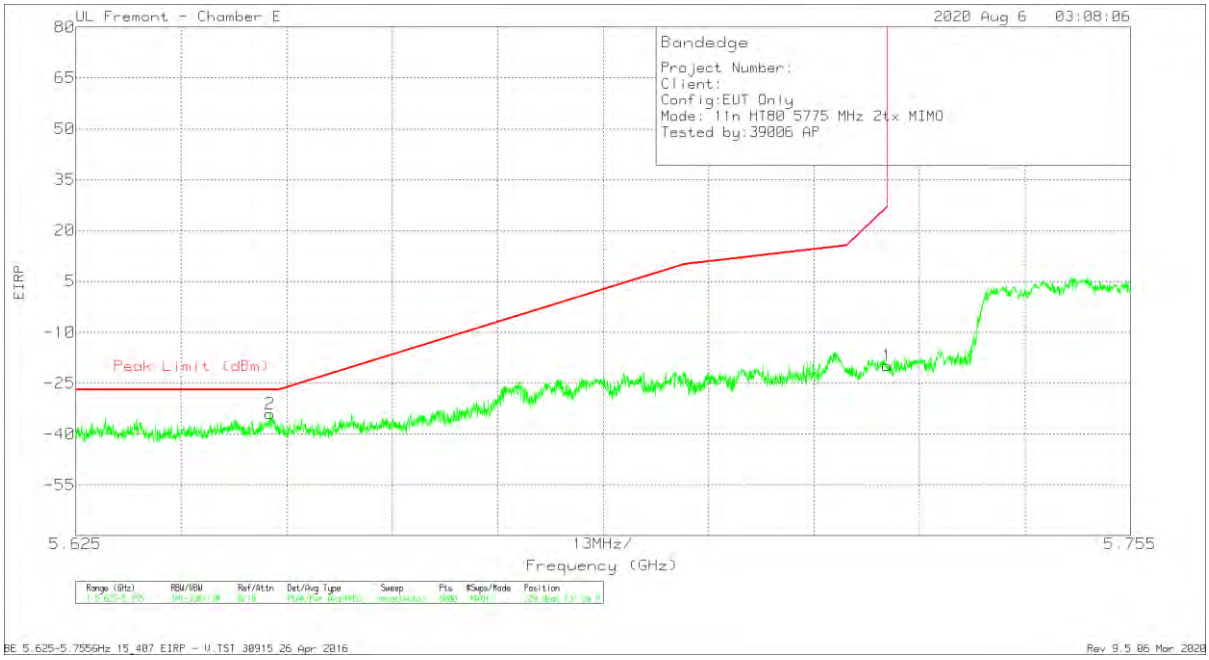

Marker	Frequency (GHz)	Meter Reading (dBm)	Det	AF T712 (dB/m)	Amp/Cbl/Fltr/Pad (dB)	Conversion Factor (dB)	DC Corr (dB)	Corrected Reading EIRP	Peak Limit (dBm)	PK Margin (dB)	Azimuth (Degs)	Height (cm)	Polarity
2	5.64897	-59.01	Pk	34.7	-21.5	11.8	0	-34.01	-27	-7.01	229	131	V
1	5.725	-45.18	Pk	34.7	-21.2	11.8	0	-19.88	27	-46.88	229	131	V

Pk - Peak detector

UL VERIFICATION SERVICES INC.
47173 Benicia Street, Fremont, CA 94538; USA TEL:(510) 319-4000 FAX:(510) 661-0888

This report shall not be reproduced except in full, without the written approval of UL Verification Services Inc.

BANDEDGE (CHANNEL 155 HIGH EDGE)

HORIZONTAL RESULT

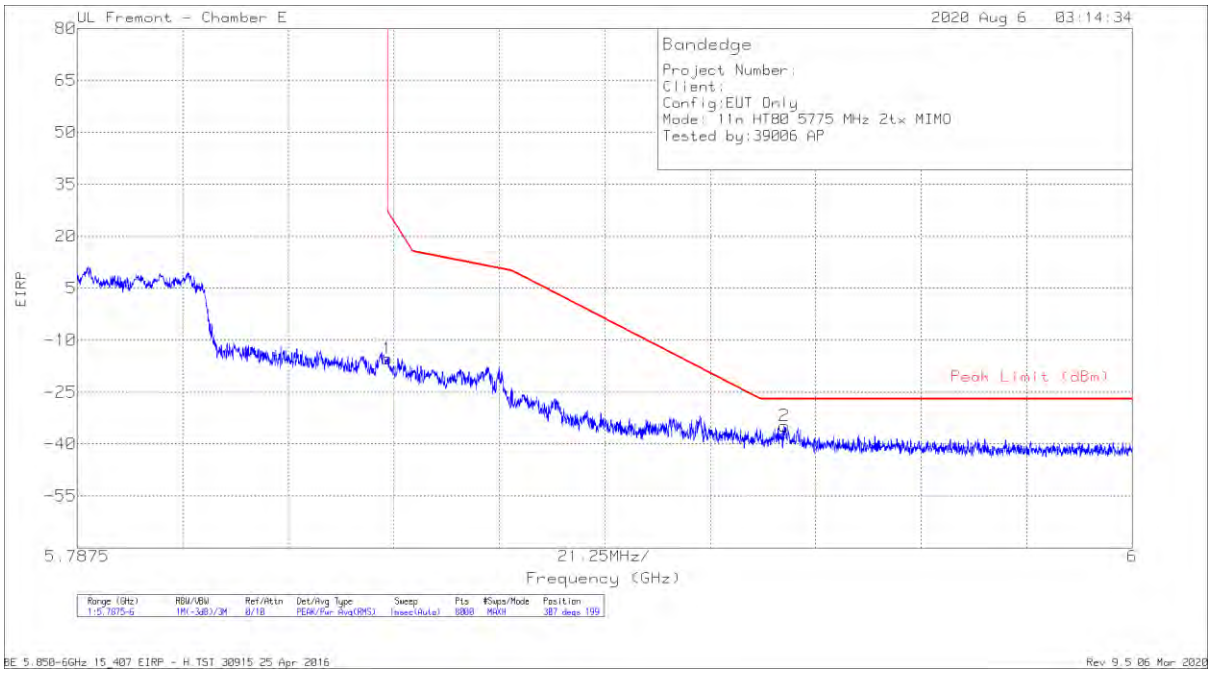

Marker	Frequency (GHz)	Meter Reading (dBm)	Det	AF T712 (dB/m)	Amp/Cbl/Fltr/Pad (dB)	Conversion Factor (dB)	DC Corr (dB)	Corrected Reading EIRP	Peak Limit (dBm)	PK Margin (dB)	Azimuth (Degs)	Height (cm)	Polarity
1	5.85001	-41.32	Pk	34.9	-20.7	11.8	0	-15.32	26.98	-42.3	307	199	H
2	5.92992	-60.62	Pk	35.1	-21	11.8	0	-34.72	-27	-7.72	307	199	H

Pk - Peak detector

UL VERIFICATION SERVICES INC.
47173 Benicia Street, Fremont, CA 94538; USA TEL:(510) 319-4000 FAX:(510) 661-0888

This report shall not be reproduced except in full, without the written approval of UL Verification Services Inc.