8.4. FREQUENCY STABILITY

RULE PART(S)

FCC: §2.1055, §22.355, §24.235, §27.54 and §90.213
ISED: RSS132§5.3; RSS133§6.3 and RSS139§6.4

LIMITS

FCC §22.355, §90.213
The carrier frequency shall not depart from the reference frequency in excess of ±2.5 ppm for mobile stations.

FCC §24.235 & §27.54
The frequency stability shall be sufficient to ensure that the fundamental emission stays within the authorized frequency block.

RSS132§5.3
The carrier frequency shall not depart from the reference frequency in excess of ±2.5 SRSP for mobile stations and±1.5 ppm for base stations.
In lieu of meeting the above stability values, the test report may show that the frequency stability is sufficient to ensure that the occupied bandwidth stays within each of the sub-bands (see Section 5.1) when tested to the temperature and supply voltage variations specified in RSS-Gen.

RSS133§6.3
The carrier frequency shall not depart from the reference frequency, in excess of ±2.5 ppm for mobile stations and±1.0 ppm for base stations.
In lieu of meeting the above stability values, the test report may show that the frequency stability is sufficient to ensure that the emission bandwidth stays within the operating frequency block when tested to the temperature and supply voltage variations specified in RSS-Gen.

RSS139§6.4
The frequency stability shall be sufficient to ensure that the occupied bandwidth stays within the operating frequency block when tested to the temperature and supply voltage variations specified in RSS-Gen.

TEST PROCEDURE

Use CMW 500 with Frequency Error measurement capability.

- Temp. = −30°C to +50°C
- Voltage = (85% - 115%)

  Low voltage, 3.23VDC, Normal, 3.8VDC and High voltage, 4.37VDC.
  End Voltage, 3.2VDC.

Frequency Stability vs Temperature:
The EUT is place inside a temperature chamber. The temperature is set to 20ºC and allowed to stabilize. After sufficient soak time, the transmitting frequency error is measured. The temperature is increased by 10 degrees, allowed to stabilize and soak, and then the measurement is repeated. This is repeated until +50ºC is reached.

Frequency Stability vs Voltage:
The peak frequency error is recorded (worst-case).

RESULTS

See the following pages.

UL VERIFICATION SERVICES INC. FORM NO: CCSUP4701i
47173 BENICIA STREET, FREMONT, CA 94538, USA TEL: (510) 319-4000 FAX: (510) 661-0888
This report shall not be reproduced except in full, without the written approval of UL Verification Services Inc.

8.4.1. GSM

Test Engineer ID:	19178	Test Date:	6/19/2020

GPRS 850

Limit		824	849	Delta (Hz)	Frequency Stability (ppm)
Condition		F low @ -13dBm	F high @ -13dBm		
Temperature	Voltage	(MHz)	(MHz)		
Normal (20C)	Normal	824.0604	848.9487		
Extreme (50C)		824.0604	848.9487	7.3	0.009
Extreme (40C)		824.0604	848.9487	9.5	0.011
Extreme (30C)		824.0604	848.9487	14.4	0.017
Extreme (10C)		824.0604	848.9487	15.3	0.018
Extreme (0C)		824.0604	848.9487	7.6	0.009
Extreme (-10C)		824.0604	848.9487	12.4	0.015
Extreme (-20C)		824.0604	848.9487	14.5	0.017
Extreme (-30C)		824.0604	848.9487	19.5	0.023
20C	15%	824.0604	848.9487	14.6	0.017
	-15%	824.0604	848.9487	14.9	0.018
	End Point	824.0604	848.9487	16.5	0.020

ID:	19178	Date:	6/19/20

GPRS 1900

Limit		1850	1910	Delta (Hz)	Frequency Stability (ppm)
Condition		F low @ -13dBm	F high @ -13dBm		
Temperature	Voltage	(MHz)	(MHz)		
Normal (20C)	Normal	1850.0209	1909.8741		
Extreme (50C)		1850.0209	1909.8741	26.9	0.014
Extreme (40C)		1850.0209	1909.8741	15.1	0.008
Extreme (30C)		1850.0209	1909.8741	31.7	0.017
Extreme (10C)		1850.0209	1909.8741	27.4	0.015
Extreme (0C)		1850.0209	1909.8741	31.0	0.016
Extreme (-10C)		1850.0209	1909.8741	24.4	0.013
Extreme (-20C)		1850.0209	1909.8741	27.8	0.015
Extreme (-30C)		1850.0209	1909.8741	41.4	0.022
20C	15%	1850.0209	1909.8741	24.5	0.013
	-15%	1850.0209	1909.8741	23.9	0.013
	End Point	1850.0209	1909.8741	23.2	0.012

UL VERIFICATION SERVICES INC. FORM NO: CCSUP4701i
47173 BENICIA STREET, FREMONT, CA 94538, USA TEL: (510) 319-4000 FAX: (510) 661-0888
This report shall not be reproduced except in full, without the written approval of UL Verification Services Inc.

8.4.2. CDMA

Test Engineer ID:	38602	Test Date:	7/31/2020

CDMA 1xRTT BC10

Limit		816.35	823.65	Delta (Hz)	Frequency Stability (ppm)
Condition		F low @ -13dBm (MHz)	F high @ -13dBm (MHz)		
Temperature	Voltage				
Normal (20C)	Normal	816.5728	823.4736		
Extreme (50C)		816.5728	823.4736	-4.7	-0.01
Extreme (40C)		816.5728	823.4736	1.1	0.00
Extreme (30C)		816.5728	823.4736	2.2	0.00
Extreme (10C)		816.5728	823.4736	3.7	0.00
Extreme (0C)		816.5728	823.4736	4.4	0.01
Extreme (-10C)		816.5728	823.4736	4.8	0.01
Extreme (-20C)		816.5728	823.4736	5.5	0.01
Extreme (-30C)		816.5728	823.4736	6.1	0.01
20C	15%	816.5728	823.4736	1.9	0.00
	-15%	816.5728	823.4736	1.5	0.00
	End Point	816.5728	823.4736	1.7	0.00

CDMA 1xRTT BC0

Limit		824	849	Delta (Hz)	Frequency Stability (ppm)
Condition		F low @ -13dBm (MHz)	F high @ -13dBm (MHz)		
Temperature	Voltage				
Normal (20C)	Normal	824.0244	848.9870		
Extreme (50C)		824.0244	848.9870	-2.5	-0.003
Extreme (40C)		824.0244	848.9870	1.8	0.002
Extreme (30C)		824.0244	848.9870	2.7	0.003
Extreme (10C)		824.0244	848.9870	5.2	0.006
Extreme (0C)		824.0244	848.9870	5.4	0.006
Extreme (-10C)		824.0244	848.9870	4.3	0.005
Extreme (-20C)		824.0244	848.9870	5.5	0.007
Extreme (-30C)		824.0244	848.9870	6.7	0.008
20C	15%	824.0244	848.9870	2.6	0.003
	-15%	824.0244	848.9870	4.4	0.005
	End Point	824.0244	848.9870	3.1	0.004

UL VERIFICATION SERVICES INC. FORM NO: CCSUP4701i
47173 BENICIA STREET, FREMONT, CA 94538, USA TEL: (510) 319-4000 FAX: (510) 661-0888
This report shall not be reproduced except in full, without the written approval of UL Verification Services Inc.

CDMA 1xRTT BC1

Limit		1850	1910	Delta (Hz)	Frequency Stability (ppm)
Condition		F low @ -13dBm (MHz)	F high @ -13dBm (MHz)		
Temperature	Voltage				
Normal (20C)	Normal	1850.5703	1909.4272		
Extreme (50C)		1850.5703	1909.4272	8.4	0.004
Extreme (40C)		1850.5703	1909.4272	9.6	0.005
Extreme (30C)		1850.5703	1909.4272	8.2	0.004
Extreme (10C)		1850.5703	1909.4272	11.4	0.006
Extreme (0C)		1850.5703	1909.4272	12.8	0.007
Extreme (-10C)		1850.5703	1909.4272	13.5	0.007
Extreme (-20C)		1850.5703	1909.4272	15.1	0.008
Extreme (-30C)		1850.5703	1909.4272	15.5	0.008
20C	15%	1850.5703	1909.4272	8.5	0.005
	-15%	1850.5703	1909.4272	9.7	0.005
	End Point	1850.5703	1909.4272	10.3	0.005

UL VERIFICATION SERVICES INC. FORM NO: CCSUP4701i
47173 BENICIA STREET, FREMONT, CA 94538, USA TEL: (510) 319-4000 FAX: (510) 661-0888
This report shall not be reproduced except in full, without the written approval of UL Verification Services Inc.

8.4.3. WCDMA

Test Engineer ID:	19178	Test Date:	6/25/2020

UMTS REL99 BAND 5

Limit		824	849	Delta (Hz)	Frequency Stability (ppm)
Condition		F low @ -13dBm	F high @ -13dBm		
Temperature	Voltage	(MHz)	(MHz)		
Normal (20C)	Normal	824.1493	848.2444		
Extreme (50C)		824.1493	848.2444	-4.7	-0.006
Extreme (40C)		824.1493	848.2444	-4.0	-0.005
Extreme (30C)		824.1493	848.2444	-2.8	-0.003
Extreme (10C)		824.1493	848.2444	-3.2	-0.004
Extreme (0C)		824.1493	848.2444	1.4	0.002
Extreme (-10C)		824.1493	848.2444	-3.5	-0.004
Extreme (-20C)		824.1493	848.2444	-4.6	-0.005
Extreme (-30C)		824.1493	848.2444	-4.9	-0.006
20C	15%	824.1493	848.2444	1.5	0.002
	-15%	824.1493	848.2444	-0.8	-0.001
	End Point	824.1493	848.2444	2.6	0.003

UMTS REL99 BAND 2

Limit		1850	1910	Delta (Hz)	Frequency Stability (ppm)
Condition		F low @ -13dBm	F high @ -13dBm		
Temperature	Voltage	(MHz)	(MHz)		
Normal (20C)	Normal	1850.1095	1909.2881		
Extreme (50C)		1850.1095	1909.2882	9.3	0.005
Extreme (40C)		1850.1095	1909.2881	5.5	0.003
Extreme (30C)		1850.1095	1909.2881	3.2	0.002
Extreme (10C)		1850.1095	1909.2881	1.2	0.001
Extreme (0C)		1850.1095	1909.2881	0.8	0.000
Extreme (-10C)		1850.1095	1909.2881	3.9	0.002
Extreme (-20C)		1850.1095	1909.2881	2.5	0.001
Extreme (-30C)		1850.1095	1909.2881	3.1	0.002
20C	15%	1850.1095	1909.2881	4.4	0.002
	-15%	1850.1095	1909.2881	-3.8	-0.002
	End Point	1850.1095	1909.2881	1.3	0.001

This report shall not be reproduced except in full, without the written approval of UL Verification Services Inc.

UMTS REL99 BAND 4

Limit		1710	1755	Delta (Hz)	Frequency Stability (ppm)
Condition		F low @ -13dBm	F high @ -13dBm		
Temperature	Voltage	(MHz)	(MHz)		
Normal (20C)	Normal	1710.1571	1754.3001		
Extreme (50C)		1710.1571	1754.3001	8.6	0.005
Extreme (40C)		1710.1571	1754.3001	7.7	0.004
Extreme (30C)		1710.1571	1754.3001	6.0	0.003
Extreme (10C)		1710.1571	1754.3001	7.3	0.004
Extreme (0C)		1710.1571	1754.3001	-9.1	-0.005
Extreme (-10C)		1710.1571	1754.3001	-6.8	-0.004
Extreme (-20C)		1710.1571	1754.3001	5.4	0.003
Extreme (-30C)		1710.1571	1754.3001	-7.3	-0.004
20C	15%	1710.1571	1754.3001	1.4	0.001
	-15%	1710.1571	1754.3001	-6.7	-0.004
	End Point	1710.1571	1754.3001	1.5	0.001

UL VERIFICATION SERVICES INC. FORM NO: CCSUP4701i
47173 BENICIA STREET, FREMONT, CA 94538, USA TEL: (510) 319-4000 FAX: (510) 661-0888
This report shall not be reproduced except in full, without the written approval of UL Verification Services Inc.

8.5. PEAK-TO-AVERAGE POWER RATIO

LIMIT

In addition, the peak-to-average power ratio (PAPR) of the transmitter shall not exceed 13 dB for more than 0.1% of the time and shall use a signal corresponding to the highest PAPR during periods of continuous transmission.

RESULT

Ant 1 was used to measure as the worst case. The results from all CCDF plots are passed with 13dB peak-to-average power ratio criteria.

Test Engineer ID:	20769	**Test Date:**	5/20/2020 – 8/25/2020

This report shall not be reproduced except in full, without the written approval of UL Verification Services Inc.

8.5.1. GSM

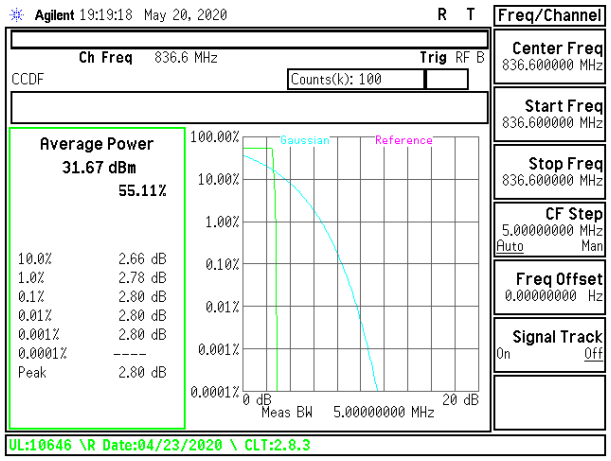

GSM 850 GPRS Middle Channel

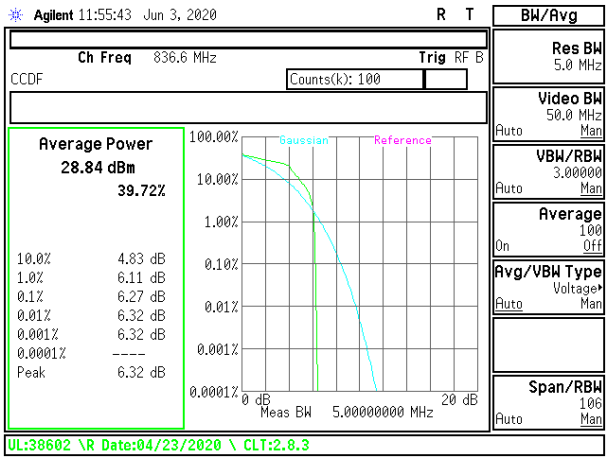

GSM 850 EGPRS Middle Channel

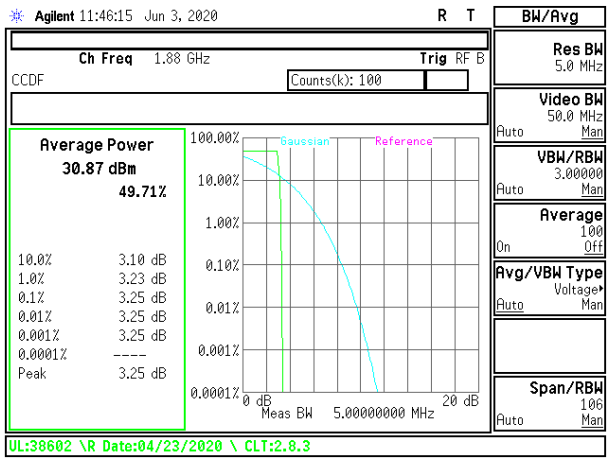

GSM 1900 GPRS Middle Channel

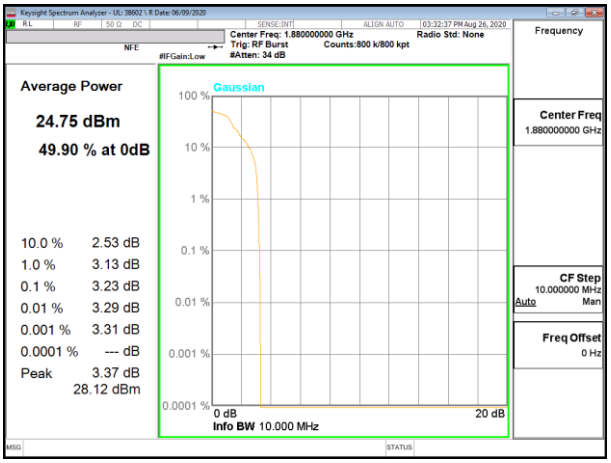

GSM 1900 EGPRS Middle Channel overload

UL VERIFICATION SERVICES INC. FORM NO: CCSUP4701i
47173 BENICIA STREET, FREMONT, CA 94538, USA TEL: (510) 319-4000 FAX: (510) 661-0888
This report shall not be reproduced except in full, without the written approval of UL Verification Services Inc.

8.5.2. CDMA

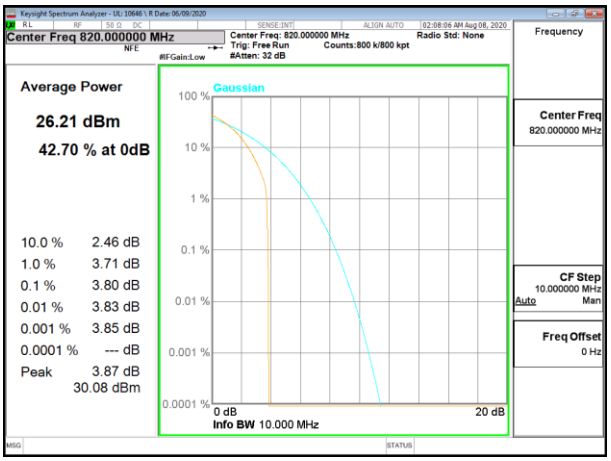

CDMA BC10 1xRTT Middle Channel

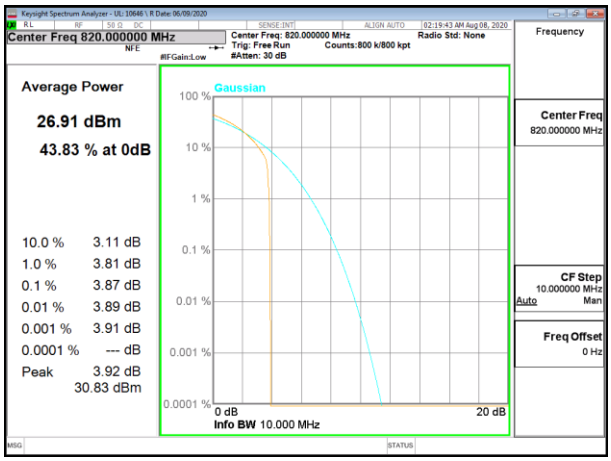

CDMA BC10 1xEV-DO Rev A Middle Channel

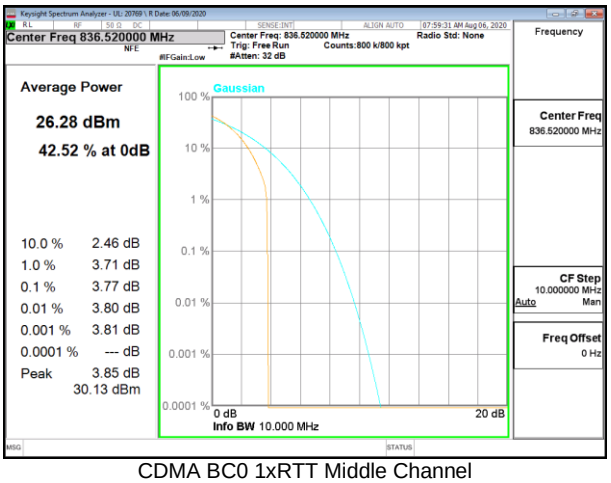

CDMA BC0 1xRTT Middle Channel

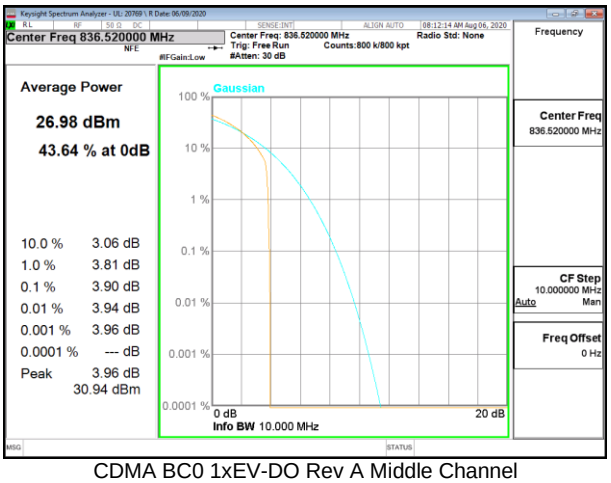

CDMA BC0 1xEV-DO Rev A Middle Channel

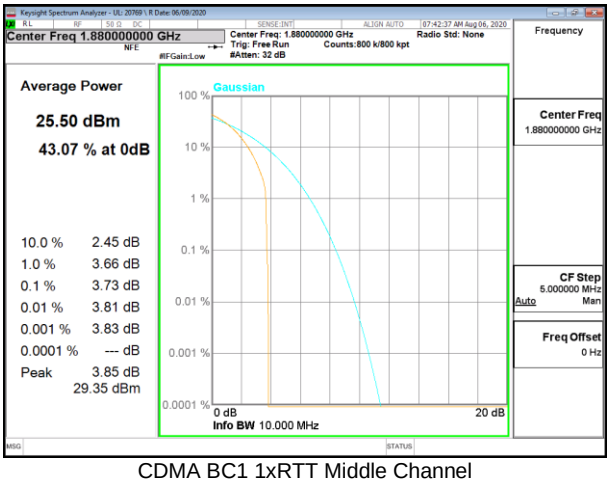

CDMA BC1 1xRTT Middle Channel

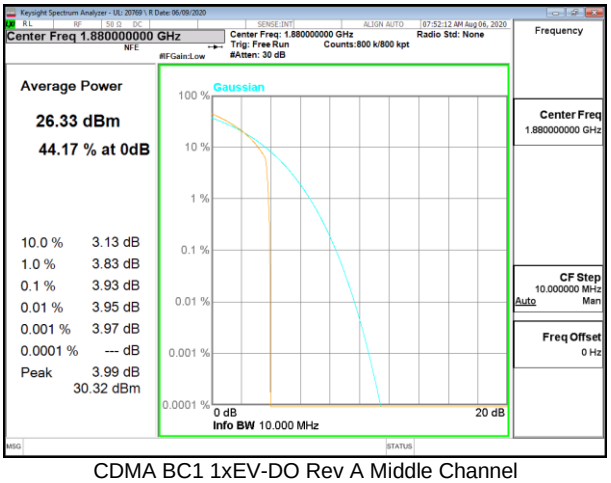

CDMA BC1 1xEV-DO Rev A Middle Channel

This report shall not be reproduced except in full, without the written approval of UL Verification Services Inc.

8.5.3. WCDMA

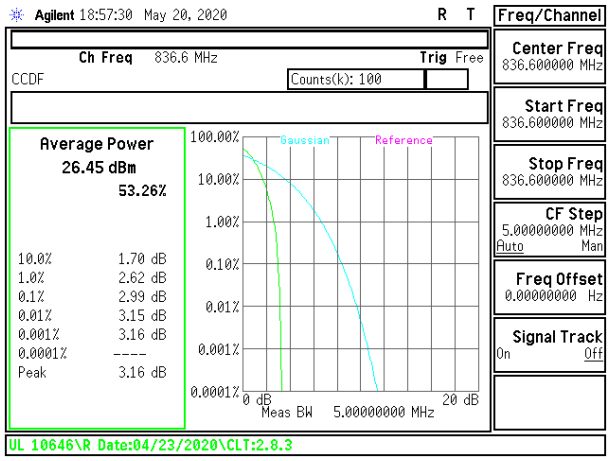

WCDMA Band 5 Rel 99 Middle Channel

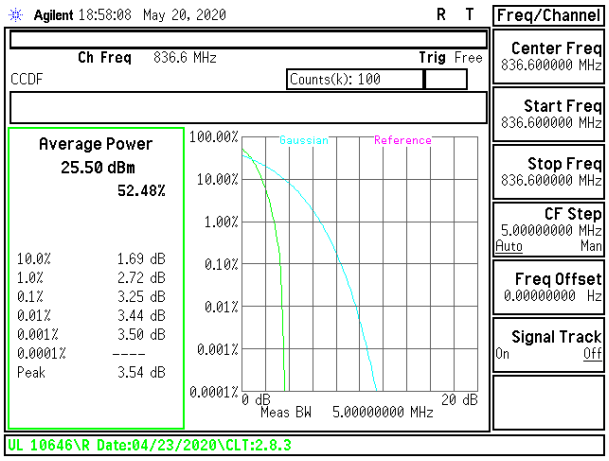

WCDMA Band 5 HSDPA Middle Channel

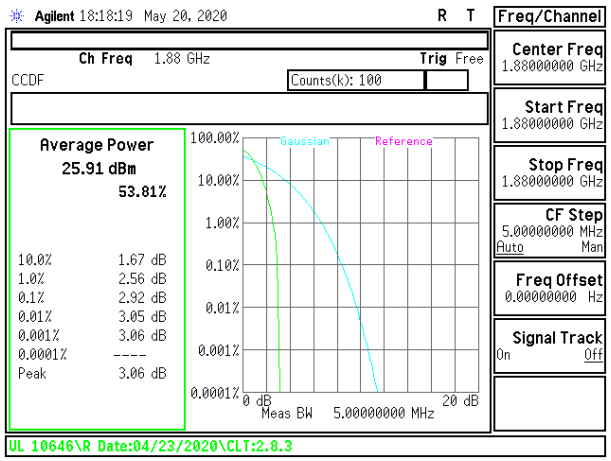

WCDMA Band 2 Rel 99 Middle Channel

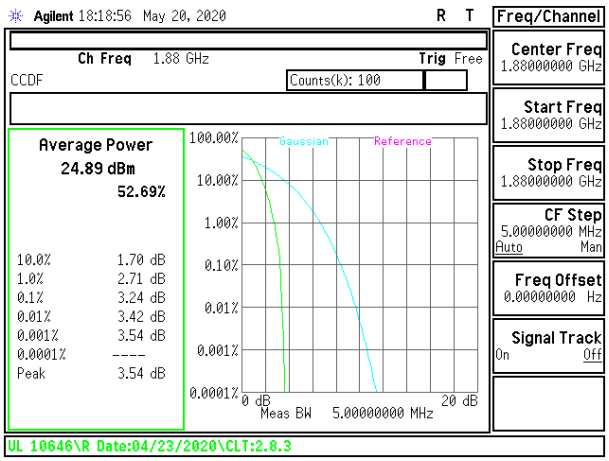

WCDMA Band 2 HSDPA Middle Channel

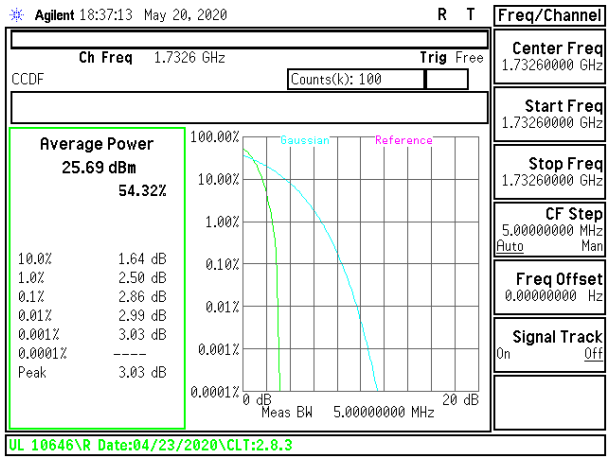

WCDMA Band 4 Rel 99 Middle Channel

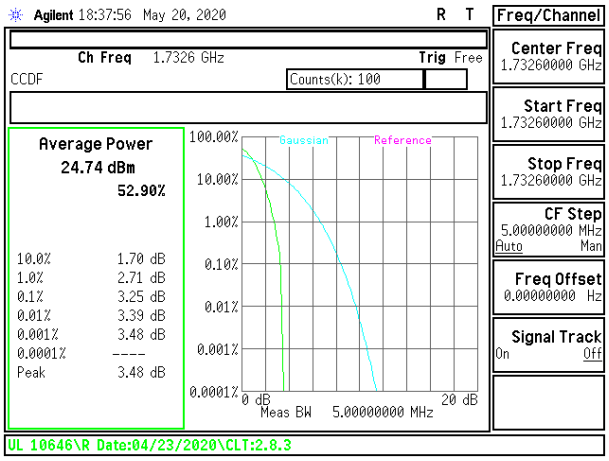

WCDMA Band 4 HSDPA Middle Channel

This report shall not be reproduced except in full, without the written approval of UL Verification Services Inc.

9. RADIATED TEST RESULTS

Radiated measurement using the Field Strength Method

Using the test configuration shown in Figure 6 below, We measure the radiated emissions directly from the EUT and convert the measured field strength or received power to ERP or EIRP, as required, for comparison to the applicable limits. As stated in 5.5.1 of ANSI C63.26-2015, the field strength measurement method using a test site validated to the requirements of ANSI C63.4 is an alternative to the substitution measurement method.

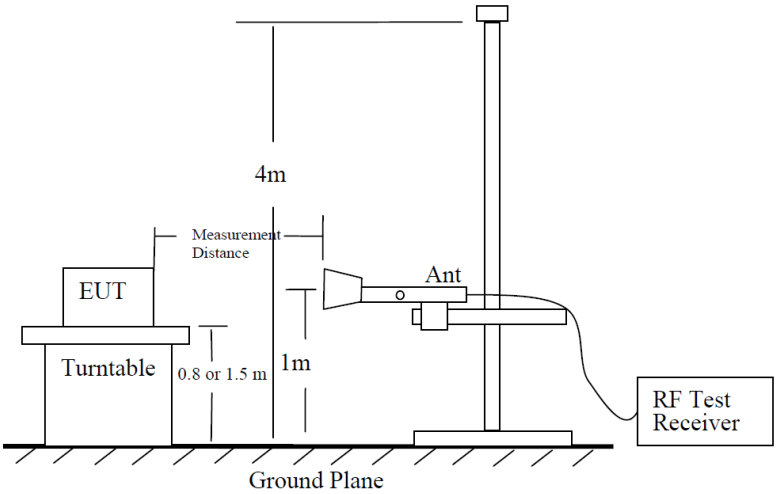

Figure 6 —Test site-up for radiated ERP and/or EIRP measurements

Radiated Power Measurement Calculation According to ANSI C63.26-2015

a) E (dBμV/m) = Measured amplitude level (dBμV) + Cable Loss (dB) + Antenna Factor (dB/m).
b) E (dBμV/m) = Measured amplitude level (dBm) + 107 + Cable Loss (dB) + Antenna Factor (dB/m).
c) E (dBμV/m) = EIRP (dBm) − 20log(D) + 104.8; where D is the measurement distance (in the far field region) in m.
d) EIRP (dBm) = E (dBμV/m) + 20log(D) − 104.8; where D is the measurement distance (in the far field region) in m.

So, from d)
The measuring distance is usually at 3m, then 20*Log(3)=9.5424

Then, EIRP (dBm) = E (dBμV/m) + 9.5424 − 104.8 = E (dBμV/m) – 95.2576

Note that: we do confidence check to our chambers every day to see if any degradation from expected/normal reading reference data. Also we do ambient check to all our chambers every month.

This report shall not be reproduced except in full, without the written approval of UL Verification Services Inc.

9.1. Example Plot

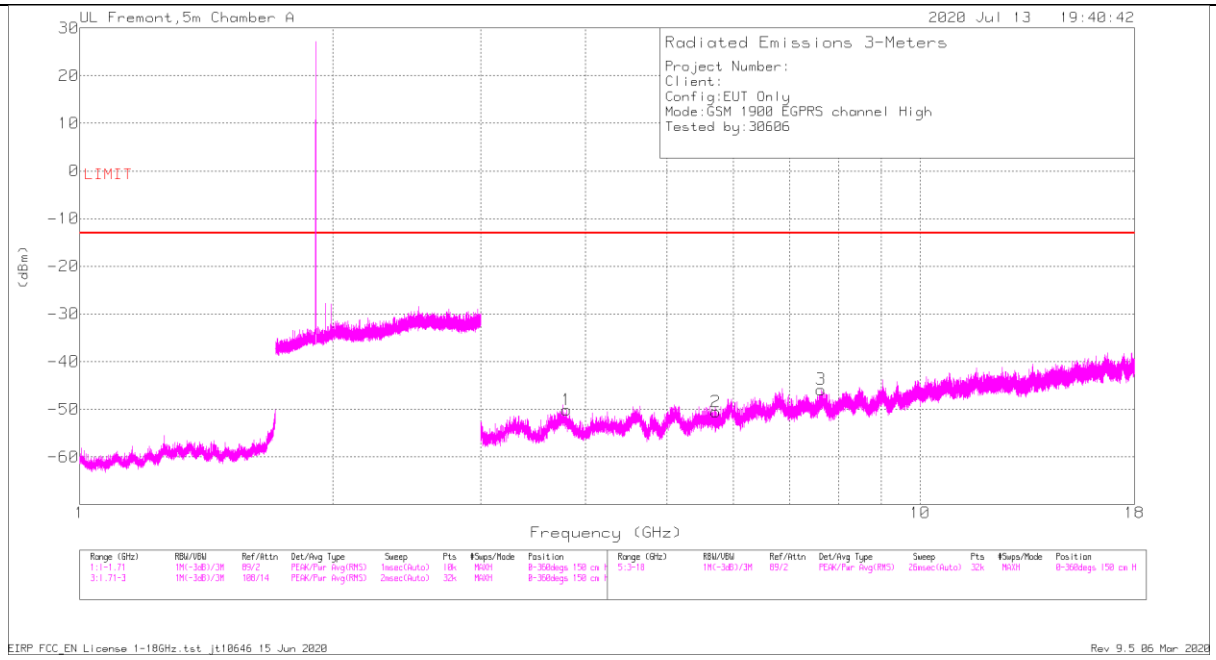

Horizontal Polarity

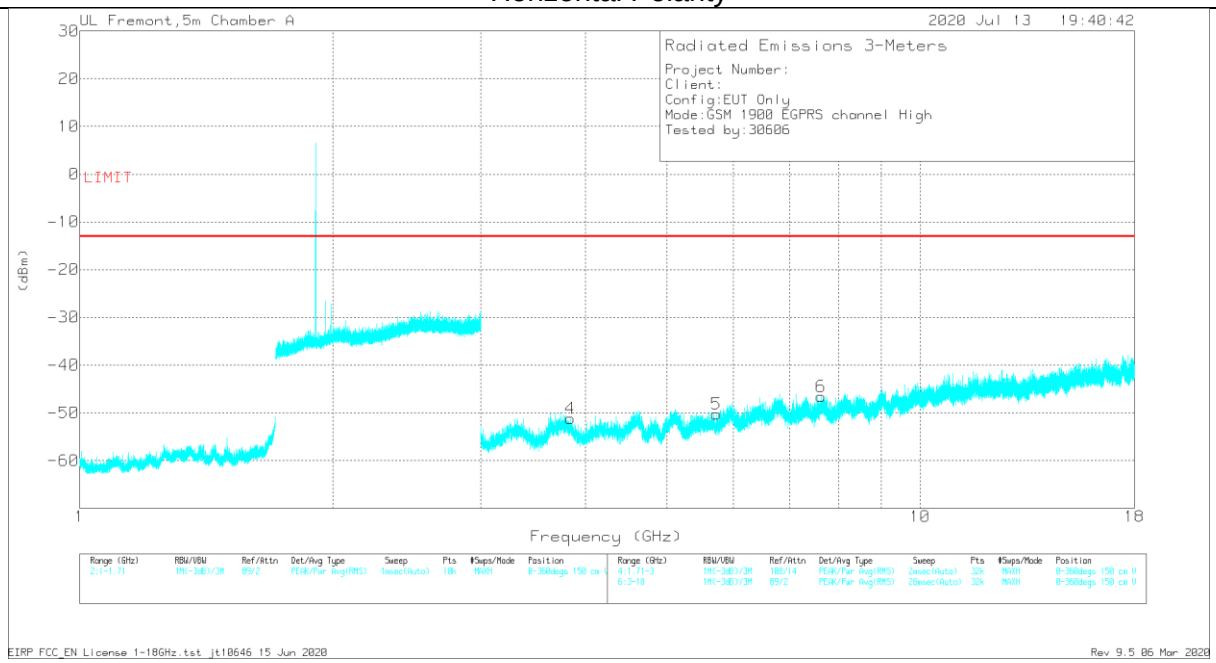

Vertical Polarity

This report shall not be reproduced except in full, without the written approval of UL Verification Services Inc.

Trace Markers

Marker	Frequency (GHz)	Meter Reading (dBuV)	Det	AF T136 (dB/m)	Amp/Cbl/Fltr/Pad (dB)	HPF 2.7GHz T772 1-18GHz	EIRP CF	Corrected Reading (dBm)	LIMIT	Margin (dB)	Polarity
1	3.79969	38.82	Pk	33.7	-27.4	1	-95.2	-49.08	-13	-36.08	H
4	3.83391	38.48	Pk	33.7	-28.1	1	-95.2	-50.12	-13	-37.12	V
2	5.715	36.33	Pk	35.3	-27	1	-95.2	-49.57	-13	-36.57	H
5	5.72625	36.87	Pk	35.2	-27.1	1	-95.2	-4923	-13	-36.23	V
3	7.62141	34.75	Pk	35.9	-21.3	1	-95.2	-44.85	-13	-31.85	H
6	7.62563	34.03	Pk	35.9	-21.3	1	-95.2	-45.57	-13	-32.57	V

Pk - Peak detector

Radiated Emissions

Marker	Frequency (GHz)	Meter Reading (dBuV)	Det	AF T136 (dB/m)	Amp/Cbl/Fltr/Pad (dB)	HPF 2.7GHz T772 1-18GHz	EIRP CF	Corrected Reading (dBm)	LIMIT	Margin (dB)	Polarity
1	3.80434	40.23	Pk	33.7	-27.5	1	-95.2	-47.77	-13	-34.77	H
4	3.83388	40.13	Pk	33.7	-28.1	1	-95.2	-48.47	-13	-35.47	V
2	5.71616	37.63	Pk	35.3	-27	1	-95.2	-48.27	-13	-35.27	H
5	5.72948	39.24	Pk	35.2	-27.1	1	-95.2	-46.86	-13	-33.86	V
3	7.62142	35.89	Pk	35.9	-21.3	1	-95.2	-43.71	-13	-30.71	V
6	7.62538	36.2	Pk	35.9	-21.3	1	-95.2	-43.4	-13	-30.4	H

Pk - Peak detector

UL VERIFICATION SERVICES INC. FORM NO: CCSUP4701i
47173 BENICIA STREET, FREMONT, CA 94538, USA TEL: (510) 319-4000 FAX: (510) 661-0888
This report shall not be reproduced except in full, without the written approval of UL Verification Services Inc.

9.2. FIELD STRENGTH OF SPURIOUS RADIATION, ANT1

RULE PART(S)

FCC: §2.1053, §22.917, §24.238, §27.53 and §90.691.
ISED: RSS132§5.5; RSS133§6.5 and RSS139§6.6

LIMIT

FCC: §22.917(a), §24.238(a), §27.53 (h), §90.691
The power of any emission outside of the authorized operating frequency ranges must be attenuated below the transmitting power (P) by a factor of at least 43 + 10 log (P) dB.

RSS132§5.5
Mobile and base station equipment shall comply with the limits in (i) and (ii) below.

(i) In the first 1.0 MHz band immediately outside and adjacent to each of the sub-bands specified in Section 5.1, the power of emissions per any 1% of the occupied bandwidth shall be attenuated (in dB) below the transmitter output power P (dBW) by at least 43 + 10 log10p (watts).

(ii) After the first 1.0 MHz immediately outside and adjacent to each of the sub-bands, the power of emissions in any100 kHz bandwidth shall be attenuated (in dB) below the transmitter output power P (dBW) by at least43 + 10 log10 p (watts). If the measurement is performed using 1% of the occupied bandwidth, power integration over 100 kHz is required.

RSS133§6.5
Equipment shall comply with the limits in (i) and (ii) below.

(i) In the 1.0 MHz bands immediately outside and adjacent to the equipment's operating frequency block, the emission power per any 1% of the emission bandwidth shall be attenuated (in dB) below the transmitter output power P (dBW) by at least 43 + 10 log10p(watts).

(ii) After the first 1.0 MHz, the emission power in any 1 MHz bandwidth shall be attenuated (in dB) below the transmitter output power P (dBW) by at least 43 + 10 log10p (watts). If the measurement is performed using 1% of the emission bandwidth, power integration over 1.0 MHz is required.

RSS139§6.6

(i) In the first 1.0 MHz bands immediately outside and adjacent to the equipment's smallest operating frequency block,Footnote2 which can contain the equipment's occupied bandwidth, the emission power per any 1% of the emission bandwidth shall be attenuated below the transmitter output power P (in dBW) by at least43 + 10 log10 p (watts) dB.

(ii) After the first 1.0 MHz outside the equipment's smallest operating frequency block, which can contain the equipment's occupied bandwidth, the emission power in any 1 MHz bandwidth shall be attenuated below the transmitter output power P (in dBW) by at least 43 + 10 log10 p (watts) dB.

TEST PROCEDURE

KDB 971168 D01

RESULTS

This report shall not be reproduced except in full, without the written approval of UL Verification Services Inc.

9.2.1. GSM 850

GPRS MODE

Project #:	13259315
Date:	7/14/2020
Test Engineer:	30606
Configuration:	EUT Only
Mode:	GPRS GSM850
Chamber #:	Chamber A

Frequency (GHz)	Meter Reading (dBuV)	Det	AF T136 (dB/m)	Amp/Cbl (dB)	HPF 1.2GHz T1737 1-18GHz	EIRP CF	Corrected Reading (dBm)	Limit	Margin (dB)	Polarity
Low Channel, 824.2 MHz										
1.66079	41.59	Pk	29	-32.3	.8	-95.2	-56.11	-13	-43.11	H
2.47277	44.76	Pk	33.3	-31.4	.5	-95.2	-48.04	-13	-35.04	H
3.27522	40.19	Pk	33.1	-30.2	.7	-95.2	-51.41	-13	-38.41	H
1.64193	41.62	Pk	29.1	-32.5	.7	-95.2	-56.28	-13	-43.28	V
2.47259	41.09	Pk	33.3	-31.4	.5	-95.2	-51.71	-13	-38.71	V
3.2915	40.32	Pk	33	-30.1	.8	-95.2	-51.18	-13	-38.18	V
Mid Channel, 836.6 MHz										
1.67645	42	Pk	29	-32.2	.7	-95.2	-55.7	-13	-42.7	H
2.51023	44.41	Pk	33.4	-31.4	.7	-95.2	-48.09	-13	-35.09	H
3.38308	40.75	Pk	33	-30.2	.6	-95.2	-51.05	-13	-38.05	H
1.68206	41.68	Pk	28.9	-32.2	.7	-95.2	-56.12	-13	-43.12	V
2.50979	42.75	Pk	33.4	-31.4	.7	-95.2	-49.75	-13	-36.75	V
3.35231	40.42	Pk	33	-30.1	.6	-95.2	-51.28	-13	-38.28	V
High Channel, 848.8 MHz										
1.6877	42.04	Pk	29.1	-32.2	.7	-95.2	-55.56	-13	-42.56	H
2.54635	42.73	Pk	33.3	-31	.7	-95.2	-49.47	-13	-36.47	H
3.38671	40.62	Pk	33	-30.2	.6	-95.2	-51.18	-13	-38.18	H
1.69132	42.13	Pk	29.1	-32.2	.7	-95.2	-55.47	-13	-42.47	V
2.55879	40.84	Pk	33.2	-31	.5	-95.2	-51.66	-13	-38.66	V
3.3827	40.65	Pk	33	-30.2	.6	-95.2	-51.15	-13	-38.15	V

Pk – Peak Detector

UL VERIFICATION SERVICES INC. FORM NO: CCSUP4701i
47173 BENICIA STREET, FREMONT, CA 94538, USA TEL: (510) 319-4000 FAX: (510) 661-0888
This report shall not be reproduced except in full, without the written approval of UL Verification Services Inc.

EGPRS MODE

Project #:	13259315
Date:	7/14/2020
Test Engineer:	30606
Configuration:	EUT Only
Mode:	EGPRS GSM850
Chamber #:	Chamber A

Frequency (GHz)	Meter Reading (dBuV)	Det	AF T136 (dB/m)	Amp/Cbl (dB)	HPF 1.2GHz T1737 1-18GHz	EIRP CF	Corrected Reading (dBm)	Limit	Margin (dB)	Polarity
Low Channel, 824.2 MHz										
1.64103	41.69	Pk	29.1	-32.5	.7	-95.2	-56.21	-13	-43.21	H
2.46976	40.92	Pk	33.3	-31.4	.5	-95.2	-51.88	-13	-38.88	H
3.30434	40.44	Pk	32.9	-30.1	.7	-95.2	-51.26	-13	-38.26	H
1.6377	41.66	Pk	29	-32.5	.7	-95.2	-56.34	-13	-43.34	V
2.4854	40.09	Pk	33.4	-31.3	.5	-95.2	-52.51	-13	-39.51	V
3.28173	40.07	Pk	33.1	-30.2	.8	-95.2	-51.43	-13	-38.43	V
Mid Channel, 836.6 MHz										
1.66043	41.32	Pk	29	-32.3	.8	-95.2	-56.38	-13	-43.38	H
2.50963	42.02	Pk	33.5	-31.4	.7	-95.2	-50.38	-13	-37.38	H
3.34978	39.83	Pk	33	-30.1	.6	-95.2	-51.87	-13	-38.87	H
1.66582	40.62	Pk	28.9	-32.2	.8	-95.2	-57.08	-13	-44.08	V
2.49761	40.65	Pk	33.5	-31.4	.6	-95.2	-51.85	-13	-38.85	V
3.35218	40.22	Pk	33	-30.1	.6	-95.2	-51.48	-13	-38.48	V
High Channel, 848.8 MHz										
1.69044	41.83	Pk	29.1	-32.2	.7	-95.2	-55.77	-13	-42.77	H
2.54638	46.01	Pk	33.3	-31	.7	-95.2	-46.19	-13	-33.19	H
3.38924	40.31	Pk	33	-30.2	.6	-95.2	-51.49	-13	-38.49	H
1.70286	40.69	Pk	29.4	-32.3	.6	-95.2	-56.81	-13	-43.81	V
2.55625	40.42	Pk	33.1	-31	.6	-95.2	-52.08	-13	-39.08	V
3.40649	39.87	Pk	33	-30.1	.6	-95.2	-51.83	-13	-38.83	V

Pk – Peak Detector

UL VERIFICATION SERVICES INC. FORM NO: CCSUP4701i
47173 BENICIA STREET, FREMONT, CA 94538, USA TEL: (510) 319-4000 FAX: (510) 661-0888
This report shall not be reproduced except in full, without the written approval of UL Verification Services Inc.

9.2.2. GSM 1900

GPRS MODE

Project #:	13259315
Date:	4/9/2020
Test Engineer:	50822
Configuration:	EUT Only
Mode:	GSM1900 GPRS
Chamber #:	Chamber A

Frequency (GHz)	Meter Reading (dBuV)	Det	AF T346 (dB/m)	Amp/Cbl (dB)	HPF 2.7GHz T772 1-18GHz	EIRP CF	Corrected Reading (dBm)	Limit	Margin (dB)	Polarity
Low Channel, 1850.2MHz										
3.67726	40.07	Pk	33.2	-30.2	1	-95.2	-51.13	-13	-38.13	H
5.57381	39.43	Pk	34.8	-27.9	1	-95.2	-47.87	-13	-34.87	H
7.33374	36.64	Pk	35.8	-24.6	1	-95.2	-46.36	-13	-33.36	H
3.70014	40.94	Pk	33.2	-30.1	1	-95.2	-50.16	-13	-37.16	V
5.53095	39.17	Pk	34.8	-28.2	1	-95.2	-48.43	-13	-35.43	V
7.56296	36.53	Pk	35.7	-24.6	1	-95.2	-46.57	-13	-33.57	V
Mid Channel, 1880MHz										
3.76599	40.7	Pk	33.6	-30.1	1	-95.2	-50	-13	-37	H
5.64155	39.08	Pk	34.9	-28	1	-95.2	-48.22	-13	-35.22	H
7.51571	36.36	Pk	35.7	-24.4	1	-95.2	-46.54	-13	-33.54	H
3.94215	40.46	Pk	33.5	-29.8	1	-95.2	-50.04	-13	-37.04	V
5.22778	39.22	Pk	34.7	-28.8	1	-95.2	-49.08	-13	-36.08	V
7.28665	37.59	Pk	35.8	-24.4	1	-95.2	-45.21	-13	-32.21	V
High Channel, 1909.8MHz										
3.82483	41.27	Pk	33.7	-29.9	1	-95.2	-49.13	-13	-36.13	H
5.56838	39.35	Pk	34.9	-27.9	1	-95.2	-47.85	-13	-34.85	H
7.5595	36.8	Pk	35.7	-24.6	1	-95.2	-46.3	-13	-33.3	H
3.83192	41.26	Pk	33.7	-29.8	1	-95.2	-49.04	-13	-36.04	V
5.42983	39.12	Pk	34.9	-28.5	1	-95.2	-48.68	-13	-35.68	V
7.54086	37.04	Pk	35.7	-24.7	1	-95.2	-46.16	-13	-33.16	V

Pk – Peak Detector

UL VERIFICATION SERVICES INC. FORM NO: CCSUP4701i
47173 BENICIA STREET, FREMONT, CA 94538, USA TEL: (510) 319-4000 FAX: (510) 661-0888
This report shall not be reproduced except in full, without the written approval of UL Verification Services Inc.

EGPRS MODE

Project #:	13259315
Date:	7/13/2020
Test Engineer:	30606
Configuration:	EUT Only
Mode:	GSM 1900 EGPRS LOW
Chamber #:	Chamber A

Frequency (GHz)	Meter Reading (dBuV)	Det	AF T136 (dB/m)	Amp/Cbl (dB)	HPF 2.7GHz T772 1-18GHz	EIRP CF	Corrected Reading (dBm)	Limit	Margin (dB)	Polarity
Low Channel, 1850.2MHz										
3.72287	40.41	Pk	33.4	-27.2	1	-95.2	-47.59	-13	-34.59	H
5.5509	40.88	Pk	35	-26.6	1	-95.2	-44.92	-13	-31.92	H
7.39182	35.99	Pk	36.1	-23	1	-95.2	-45.11	-13	-32.11	H
3.71056	40.23	Pk	33.5	-27.4	1	-95.2	-47.87	-13	-34.87	V
5.55058	39.39	Pk	35	-26.6	1	-95.2	-46.41	-13	-33.41	V
7.38051	36.51	Pk	36.2	-22.8	1	-95.2	-44.29	-13	-31.29	V
Mid Channel, 1880MHz										
3.77188	40.61	Pk	33.6	-27.1	1	-95.2	-47.09	-13	-34.09	H
5.61624	38.94	Pk	35.1	-26.4	1	-95.2	-46.56	-13	-33.56	H
7.52603	36.71	Pk	36	-23.2	1	-95.2	-44.69	-13	-31.69	H
3.74038	40.06	Pk	33.5	-27.1	1	-95.2	-47.74	-13	-34.74	V
5.64006	40.28	Pk	35.1	-26.4	1	-95.2	-45.22	-13	-32.22	V
7.50291	36.83	Pk	36	-23.5	1	-95.2	-44.87	-13	-31.87	V
High Channel, 1909.8MHz										
3.80434	40.23	Pk	33.7	-27.5	1	-95.2	-47.77	-13	-34.77	H
5.71616	37.63	Pk	35.3	-27	1	-95.2	-48.27	-13	-35.27	H
7.62538	36.2	Pk	35.9	-21.3	1	-95.2	-43.4	-13	-30.4	H
3.83388	40.13	Pk	33.7	-28.1	1	-95.2	-48.47	-13	-35.47	V
5.72948	39.24	Pk	35.2	-27.1	1	-95.2	-46.86	-13	-33.86	V
7.62142	35.89	Pk	35.9	-21.3	1	-95.2	-43.71	-13	-30.71	V

Pk – Peak Detector

UL VERIFICATION SERVICES INC. FORM NO: CCSUP4701i
47173 BENICIA STREET, FREMONT, CA 94538, USA TEL: (510) 319-4000 FAX: (510) 661-0888
This report shall not be reproduced except in full, without the written approval of UL Verification Services Inc.

9.2.3. CDMA BC10

1xRTT MODE

Project #:	13259315
Date:	7/29/2020
Test Engineer:	50822
Configuration;	EUT Only
Mode:	1xRTT BC10
Chamber #:	Chamber B

Frequency (GHz)	Meter Reading (dBuV)	Det	AF T962 (dB/m)	Amp/Cbl (dB)	HPF 1.2GHz T1737 1-18GHz	EIRP CF	Corrected Reading (dBm)	Limit	Margin (dB)	Polarity
Low Channel, 817.25MHz										
1.98541	41.08	Pk	27.4	-29.9	.6	-95.2	-56.02	-13	-43.02	H
2.67849	39.98	Pk	29.2	-29	.6	-95.2	-54.42	-13	-41.42	H
4.27271	38	Pk	31.7	-27	.6	-95.2	-51.9	-13	-38.9	H
1.85674	41.56	Pk	26	-30.1	.6	-95.2	-57.14	-13	-44.14	V
2.49684	40.15	Pk	29	-29.2	.6	-95.2	-54.65	-13	-41.65	V
3.97266	39.58	Pk	31.6	-27.7	.6	-95.2	-51.12	-13	-38.12	V
Mid Channel, 820MHz										
1.57183	42.29	Pk	24.9	-30.5	.9	-95.2	-57.61	-13	-44.61	H
1.97107	40.47	Pk	27.1	-30	.6	-95.2	-57.03	-13	-44.03	H
3.26433	39.26	Pk	31.4	-28.3	.6	-95.2	-52.24	-13	-39.24	H
1.54623	40.32	Pk	24.8	-30.6	.8	-95.2	-59.88	-13	-46.88	V
1.97731	40.37	Pk	27.3	-29.9	.6	-95.2	-56.83	-13	-43.83	V
3.32631	39.38	Pk	31.1	-28.2	.6	-95.2	-52.32	-13	-39.32	V
High Channel, 822.75MHz										
1.81094	41.34	Pk	25.9	-30.2	.6	-95.2	-57.56	-13	-44.56	H
2.61828	40.18	Pk	29.2	-29.1	.6	-95.2	-54.32	-13	-41.32	H
3.78843	40.07	Pk	30.8	-27.8	.6	-95.2	-51.53	-13	-38.53	H
1.86967	43.37	Pk	26.1	-30	.6	-95.2	-55.13	-13	-42.13	V
2.73659	39.3	Pk	28.9	-28.9	.6	-95.2	-55.3	-13	-42.3	V
3.79774	39.42	Pk	30.9	-27.8	.7	-95.2	-51.98	-13	-38.98	V

Pk – Peak Detector

UL VERIFICATION SERVICES INC. FORM NO: CCSUP4701i
47173 BENICIA STREET, FREMONT, CA 94538, USA TEL: (510) 319-4000 FAX: (510) 661-0888
This report shall not be reproduced except in full, without the written approval of UL Verification Services Inc.

1xEV-DO REV A MODE

Project #:	13259315
Date:	7/9/2020
Test Engineer:	19206
Configuration;	EUT Only
Mode:	1xEV-DO REV A BC10
Chamber #:	Chamber B

Frequency (GHz)	Meter Reading (dBuV)	Det	AF T962 (dB/m)	Amp/Cbl (dB)	HPF 1.2GHz T1737 1-18GHz	EIRP CF	Corrected Reading (dBm)	Limit	Margin (dB)	Polarity
Low Channel, 817.25MHz										
1.65419	41.15	Pk	24.9	-30.4	.8	-95.2	-58.75	-13	-45.75	H
2.45301	47.5	Pk	28.8	-29.4	.5	-95.2	-47.8	-13	-34.8	H
3.32166	38.22	Pk	31.2	-28.1	.6	-95.2	-53.28	-13	-40.28	H
1.64572	41.49	Pk	24.9	-30.5	.7	-95.2	-58.61	-13	-45.61	V
2.45083	44.71	Pk	28.8	-29.4	.5	-95.2	-50.59	-13	-37.59	V
3.34946	38.63	Pk	31	-28.2	.6	-95.2	-53.17	-13	-40.17	V
Mid Channel, 820MHz										
1.65534	41	Pk	25	-30.4	.8	-95.2	-58.8	-13	-45.8	H
2.46096	50.14	Pk	28.9	-29.3	.5	-95.2	-44.96	-13	-31.96	H
3.29448	38.82	Pk	31.2	-27.9	.8	-95.2	-52.28	-13	-39.28	H
1.67888	39.48	Pk	24.9	-30.4	.7	-95.2	-60.52	-13	-47.52	V
2.45889	46.49	Pk	28.9	-29.4	.5	-95.2	-48.71	-13	-35.71	V
3.283	38.6	Pk	31.3	-28.1	.8	-95.2	-52.6	-13	-39.6	V
High Channel, 822.75MHz										
1.587	42.14	Pk	24.9	-30.6	.8	-95.2	-57.96	-13	-44.96	H
2.46834	46.92	Pk	28.9	-29.4	.5	-95.2	-48.28	-13	-35.28	H
3.80703	38.73	Pk	30.9	-27.8	.8	-95.2	-52.57	-13	-39.57	H
1.57637	41.25	Pk	24.9	-30.5	.9	-95.2	-58.65	-13	-45.65	V
2.4675	42.92	Pk	28.9	-29.4	.5	-95.2	-52.28	-13	-39.28	V
3.77985	39.45	Pk	30.8	-27.8	.5	-95.2	-52.25	-13	-39.25	V

Pk – Peak Detector

UL VERIFICATION SERVICES INC. FORM NO: CCSUP4701i
47173 BENICIA STREET, FREMONT, CA 94538, USA TEL: (510) 319-4000 FAX: (510) 661-0888
This report shall not be reproduced except in full, without the written approval of UL Verification Services Inc.

9.2.4. CDMA BC0

1xRTT MODE

Project #:	13259315
Date:	7/10/2020
Test Engineer:	19480
Configuration;	EUT Only
Mode:	1xRTT BC0
Chamber #:	Chamber B

Frequency (GHz)	Meter Reading (dBuV)	Det	AF T962 (dB/m)	Amp/Cbl (dB)	HPF 1.2GHz T1737 1-18GHz	EIRP CF	Corrected Reading (dBm)	Limit	Margin (dB)	Polarity
Low Channel, 824.7MHz										
1.64884	41.38	Pk	24.9	-30.4	.8	-95.2	-58.52	-13	-45.52	H
2.47461	40.1	Pk	29	-29.3	.5	-95.2	-54.9	-13	-41.9	H
3.29459	37.71	Pk	31.2	-27.9	.8	-95.2	-53.39	-13	-40.39	H
1.64901	40.33	Pk	24.9	-30.4	.8	-95.2	-59.57	-13	-46.57	V
2.47782	38.69	Pk	29	-29.3	.5	-95.2	-56.31	-13	-43.31	V
3.29595	37.62	Pk	31.2	-27.9	.8	-95.2	-53.48	-13	-40.48	V
Mid Channel, 836.52MHz										
1.67353	45.65	Pk	25	-30.4	.7	-95.2	-54.25	-13	-41.25	H
2.50921	45.88	Pk	29.1	-29.3	.7	-95.2	-48.82	-13	-35.82	H
3.34453	37.66	Pk	31	-28.2	.6	-95.2	-54.14	-13	-41.14	H
1.67405	43.71	Pk	25	-30.4	.7	-95.2	-56.19	-13	-43.19	V
2.50874	42.12	Pk	29.1	-29.3	.7	-95.2	-52.58	-13	-39.58	V
3.34567	37.58	Pk	30.9	-28.2	.6	-95.2	-54.32	-13	-41.32	V
High Channel, 848.31MHz										
1.69717	40.84	Pk	25	-30.4	.7	-95.2	-59.06	-13	-46.06	H
2.54424	44.77	Pk	29.2	-29.2	.7	-95.2	-49.73	-13	-36.73	H
3.39264	39.17	Pk	30.7	-28.2	.6	-95.2	-52.93	-13	-39.93	H
1.69666	41.75	Pk	25	-30.4	.7	-95.2	-58.15	-13	-45.15	V
2.54774	40.11	Pk	29.3	-29.3	.7	-95.2	-54.39	-13	-41.39	V
3.3941	39.18	Pk	30.7	-28.2	.6	-95.2	-52.92	-13	-39.92	V

Pk – Peak Detector

UL VERIFICATION SERVICES INC. FORM NO: CCSUP4701i
47173 BENICIA STREET, FREMONT, CA 94538, USA TEL: (510) 319-4000 FAX: (510) 661-0888
This report shall not be reproduced except in full, without the written approval of UL Verification Services Inc.

1xEV-DO REV A MODE

Project #:	13259315
Date:	7/8/2020
Test Engineer:	19206
Configuration;	EUT Only
Mode:	1xEV-DO REV A BC0
Chamber #:	Chamber B

Frequency (GHz)	Meter Reading (dBuV)	Det	AF T962 (dB/m)	Amp/Cbl (dB)	HPF 1.2GHz T1737 1-18GHz	EIRP CF	Corrected Reading (dBm)	Limit	Margin (dB)	Polarity
Low Channel, 824.7MHz										
1.80368	40.25	Pk	25.9	-30.2	.6	-95.2	-58.65	-13	-45.65	H
2.47432	42.25	Pk	29	-29.3	.5	-95.2	-52.75	-13	-39.75	H
3.23586	38.66	Pk	31.4	-28.3	.4	-95.2	-53.04	-13	-40.04	H
1.81797	40.92	Pk	25.9	-30.1	.6	-95.2	-57.88	-13	-44.88	V
2.47513	48.59	Pk	29	-29.3	.5	-95.2	-46.41	-13	-33.41	V
3.28314	39.61	Pk	31.3	-28.1	.8	-95.2	-51.59	-13	-38.59	V
Mid Channel, 836.52MHz										
1.66038	40.12	Pk	25	-30.4	.8	-95.2	-59.68	-13	-46.68	H
2.51149	30.57	Pk	29.1	-29.3	.7	-95.2	-64.13	-13	-51.13	H
3.32571	38.03	Pk	31.1	-28.1	.6	-95.2	-53.57	-13	-40.57	H
1.64505	40.85	Pk	25	-30.5	.7	-95.2	-59.15	-13	-46.15	V
2.50853	43.48	Pk	29.1	-29.3	.7	-95.2	-51.22	-13	-38.22	V
3.28706	38.66	Pk	31.2	-28	.8	-95.2	-52.54	-13	-39.54	V
High Channel, 848.31MHz										
1.75811	40.58	Pk	25.6	-30.3	.7	-95.2	-58.62	-13	-45.62	H
2.54394	47.85	Pk	29.2	-29.2	.7	-95.2	-46.65	-13	-33.65	H
3.29649	38.95	Pk	31.2	-27.9	.8	-95.2	-52.15	-13	-39.15	H
1.77961	40.35	Pk	25.9	-30.2	.6	-95.2	-58.55	-13	-45.55	V
2.54413	44.67	Pk	29.2	-29.2	.7	-95.2	-49.83	-13	-36.83	V
3.28198	38.48	Pk	31.4	-28.1	.8	-95.2	-52.62	-13	-39.62	V

Pk – Peak Detector

UL VERIFICATION SERVICES INC. FORM NO: CCSUP4701i
47173 BENICIA STREET, FREMONT, CA 94538, USA TEL: (510) 319-4000 FAX: (510) 661-0888
This report shall not be reproduced except in full, without the written approval of UL Verification Services Inc.

9.2.5. CDMA BC1

1xRTT MODE

Project #:	13259315
Date:	7/29/2020
Test Engineer:	50822
Configuration;	EUT Only
Mode:	1xRTT BC1
Chamber #:	Chamber B

Frequency (GHz)	Meter Reading (dBuV)	Det	AF T962 (dB/m)	Amp/Cbl (dB)	HPF 2.7GHz T772 1-18GHz	EIRP CF	Corrected Reading (dBm)	Limit	Margin (dB)	Polarity
Low Channel, 1851.25MHz										
5.09939	37.94	Pk	33.9	-24.7	1	-95.2	-47.06	-13	-34.06	H
6.57027	35.79	Pk	35.4	-23.4	1	-95.2	-46.41	-13	-33.41	H
8.12417	35.12	Pk	37.2	-22.2	1	-95.2	-44.08	-13	-31.08	H
5.06233	37.18	Pk	33.9	-24.8	1	-95.2	-47.92	-13	-34.92	V
6.68708	37.09	Pk	35.7	-24.5	1	-95.2	-45.91	-13	-32.91	V
9.0831	35.18	Pk	38.7	-20.7	1	-95.2	-41.02	-13	-28.02	V
Mid Channel, 1880MHz										
4.98019	37.88	Pk	33.6	-25.8	1	-95.2	-48.52	-13	-35.52	H
7.00159	36.51	Pk	36.4	-24.1	1	-95.2	-45.39	-13	-32.39	H
9.0218	34.73	Pk	38.6	-20.3	1	-95.2	-41.17	-13	-28.17	H
4.87177	37.87	Pk	33.2	-26.1	1	-95.2	-49.23	-13	-36.23	V
6.71622	36.19	Pk	35.7	-24.7	1	-95.2	-47.01	-13	-34.01	V
10.44256	33.73	Pk	39.4	-18.9	1	-95.2	-39.97	-13	-26.97	V
High Channel, 1908.75MHz										
5.11844	37.56	Pk	33.9	-24.7	1	-95.2	-47.44	-13	-34.44	H
7.43401	35.23	Pk	36.9	-22.9	1	-95.2	-44.97	-13	-31.97	H
10.44915	34.17	Pk	39.4	-18.7	1	-95.2	-39.33	-13	-26.33	H
4.87861	37.9	Pk	33.3	-26.2	1	-95.2	-49.2	-13	-36.2	V
7.73754	35.73	Pk	37.1	-21.7	1	-95.2	-43.07	-13	-30.07	V
10.60318	33.84	Pk	39.5	-19.1	1	-95.2	-39.96	-13	-26.96	V

Pk – Peak Detector

UL VERIFICATION SERVICES INC. FORM NO: CCSUP4701i
47173 BENICIA STREET, FREMONT, CA 94538, USA TEL: (510) 319-4000 FAX: (510) 661-0888
This report shall not be reproduced except in full, without the written approval of UL Verification Services Inc.

1xEV-DO REV A MODE

Project #:	13259315
Date:	7/9/2020
Test Engineer:	19206
Configuration;	EUT Only
Mode:	1xEV-DO REV A BC1
Chamber #:	Chamber B

Frequency (GHz)	Meter Reading (dBuV)	Det	AF T962 (dB/m)	Amp/Cbl (dB)	HPF 2.7GHz T772 1-18GHz	EIRP CF	Corrected Reading (dBm)	Limit	Margin (dB)	Polarity
Low Channel, 1851.25MHz										
3.85111	38.87	Pk	31.1	-27.1	1	-95.2	-51.33	-13	-38.33	H
5.55461	39.5	Pk	33.3	-25.8	1	-95.2	-47.20	-13	-34.20	H
7.32332	36.19	Pk	37	-23.8	1	-95.2	-44.81	-13	-31.81	H
3.86353	38.75	Pk	31.2	-27.1	1	-95.2	-51.35	-13	-38.35	V
5.55874	37.55	Pk	33.2	-25.9	1	-95.2	-49.35	-13	-36.35	V
7.32176	36.24	Pk	37	-23.7	1	-95.2	-44.66	-13	-31.66	V
Mid Channel, 1880MHz										
3.90584	38.26	Pk	31.4	-26.8	1	-95.2	-51.34	-13	-38.34	H
5.64097	39.44	Pk	33.1	-24.8	1	-95.2	-46.46	-13	-33.46	H
7.58827	35.49	Pk	36.9	-23.3	1	-95.2	-45.11	-13	-32.11	H
3.88251	38.35	Pk	31.3	-27	1	-95.2	-51.55	-13	-38.55	V
5.61905	36.7	Pk	33.1	-25.1	1	-95.2	-49.5	-13	-36.5	V
7.80134	35.1	Pk	37.2	-21.9	1	-95.2	-43.8	-13	-30.8	V
High Channel, 1908.75MHz										
3.74336	38.91	Pk	30.5	-27.5	1	-95.2	-52.29	-13	-39.29	H
5.06177	37.5	Pk	33.9	-24.8	1	-95.2	-47.6	-13	-34.6	H
9.59146	34.67	Pk	38.9	-19.8	1	-95.2	-40.43	-13	-27.43	H
3.99377	38.12	Pk	31.6	-27.1	1	-95.2	-51.58	-13	-38.58	V
4.83317	39.23	Pk	33.1	-25.7	1	-95.2	-47.57	-13	-34.57	V
5.68529	36.21	Pk	33.1	-24.2	1	-95.2	-49.09	-13	-36.09	V

Pk – Peak Detector

UL VERIFICATION SERVICES INC. FORM NO: CCSUP4701i
47173 BENICIA STREET, FREMONT, CA 94538, USA TEL: (510) 319-4000 FAX: (510) 661-0888
This report shall not be reproduced except in full, without the written approval of UL Verification Services Inc.

9.2.6. WCDMA BAND 5

REL 99 MODE

Project #:	13259315
Date:	6/9/2020
Test Engineer:	19410
Configuration:	EUT Only
Mode:	REL99 Band 5
Chamber #:	Chamber B

Frequency (GHz)	Meter Reading (dBuV)	Det	AF T962 (dB/m)	Amp/Cbl (dB)	HPF 1.2GHz T1737 1-18GHz	EIRP CF	Corrected Reading (dBm)	Limit	Margin (dB)	Polarity
Low Channel, 826.4MHz										
1.65112	40.91	Pk	24.9	-30.4	.8	-95.2	-58.99	-13	-45.99	H
2.4756	44.71	Pk	29	-29.3	.5	-95.2	-50.29	-13	-37.29	H
3.30598	38.21	Pk	31.1	-27.9	.8	-95.2	-52.99	-13	-39.99	H
1.65473	40.23	Pk	25	-30.4	.8	-95.2	-59.57	-13	-46.57	V
2.47627	44.2	Pk	29	-29.3	.5	-95.2	-50.8	-13	-37.8	V
3.3053	38.16	Pk	31.1	-27.9	.8	-95.2	-53.04	-13	-40.04	V
Mid Channel, 836.6MHz										
1.67235	39.53	Pk	25	-30.4	.7	-95.2	-60.37	-13	-47.37	H
2.50624	44.04	Pk	29	-29.3	.7	-95.2	-50.76	-13	-37.76	H
3.34428	38.57	Pk	31	-28.2	.6	-95.2	-53.23	-13	-40.23	H
1.67403	40.06	Pk	25	-30.4	.7	-95.2	-59.84	-13	-46.84	V
2.5136	42.26	Pk	29.1	-29.3	.7	-95.2	-52.44	-13	-39.44	V
3.34635	38.56	Pk	31	-28.2	.6	-95.2	-53.24	-13	-40.24	V
High Channel, 846.6MHz										
1.69178	39.38	Pk	25	-30.4	.7	-95.2	-60.52	-13	-47.52	H
2.53793	38.11	Pk	29.3	-29.3	.7	-95.2	-56.39	-13	-43.39	H
3.38595	37.49	Pk	30.8	-28.1	.6	-95.2	-54.41	-13	-41.41	H
1.69215	47.09	Pk	25	-30.4	.7	-95.2	-52.81	-13	-39.81	V
2.54054	38.85	Pk	29.3	-29.3	.7	-95.2	-55.65	-13	-42.65	V
3.38641	37.23	Pk	30.8	-28.1	.6	-95.2	-54.67	-13	-41.67	V

Pk – Peak Detector

UL VERIFICATION SERVICES INC. FORM NO: CCSUP4701i
47173 BENICIA STREET, FREMONT, CA 94538, USA TEL: (510) 319-4000 FAX: (510) 661-0888
This report shall not be reproduced except in full, without the written approval of UL Verification Services Inc.

HSDPA MODE

Project #:	13259315
Date:	6/9/2020
Test Engineer:	19410
Configuration:	EUT Only
Mode:	HSDPA Band 5
Chamber #:	Chamber B

Frequency (GHz)	Meter Reading (dBuV)	Det	AF T962 (dB/m)	Amp/Cbl (dB)	HPF 1.2GHz T1737 1-18GHz	EIRP CF	Corrected Reading (dBm)	Limit	Margin (dB)	Polarity
Low Channel, 826.4MHz										
1.65377	39.64	Pk	24.9	-30.4	.8	-95.2	-60.26	-13	-47.26	H
2.48053	39.39	Pk	29	-29.3	.5	-95.2	-55.61	-13	-42.61	H
3.30496	38.03	Pk	31.1	-27.9	.8	-95.2	-53.17	-13	-40.17	H
1.65291	39.9	Pk	24.9	-30.4	.8	-95.2	-60.00	-13	-47.00	V
2.48003	38.91	Pk	29	-29.3	.5	-95.2	-56.09	-13	-43.09	V
3.30402	37.67	Pk	31.1	-27.9	.8	-95.2	-53.53	-13	-40.53	V
Mid Channel, 836.6MHz										
1.67278	39.44	Pk	25	-30.4	.7	-95.2	-60.46	-13	-47.46	H
2.50836	36.91	Pk	29.1	-29.3	.7	-95.2	-57.79	-13	-44.79	H
3.34653	37.78	Pk	31	-28.2	.6	-95.2	-54.02	-13	-41.02	H
1.67338	39.4	Pk	25	-30.4	.7	-95.2	-60.5	-13	-47.5	V
2.51029	38.56	Pk	29.1	-29.3	.7	-95.2	-56.14	-13	-43.14	V
3.3472	38.66	Pk	31	-28.2	.6	-95.2	-53.14	-13	-40.14	V
High Channel, 846.6MHz										
1.69467	40.47	Pk	25	-30.3	.7	-95.2	-59.33	-13	-46.33	H
2.53955	39.6	Pk	29.3	-29.3	.7	-95.2	-54.9	-13	-41.9	H
3.38648	37.52	Pk	30.8	-28.1	.6	-95.2	-54.38	-13	-41.38	H
1.69628	39.82	Pk	25	-30.3	.7	-95.2	-59.98	-13	-46.98	V
2.54033	38.92	Pk	29.3	-29.3	.7	-95.2	-55.58	-13	-42.58	V
3.38522	38.22	Pk	30.8	-28.1	.6	-95.2	-53.68	-13	-40.68	V

Pk – Peak Detector

UL VERIFICATION SERVICES INC. FORM NO: CCSUP4701i
47173 BENICIA STREET, FREMONT, CA 94538, USA TEL: (510) 319-4000 FAX: (510) 661-0888
This report shall not be reproduced except in full, without the written approval of UL Verification Services Inc.

9.2.7. WCDMA BAND 2

REL 99 MODE

Project #:	13259315
Date:	6/8/2020
Test Engineer:	19206
Configuration:	EUT Only
Mode:	REL 99 Band 2
Chamber #:	Chamber B

Frequency (GHz)	Meter Reading (dBuV)	Det	AF T862 (dB/m)	Amp/Cbl (dB)	HPF 2.7GHz T772 1-18GHz	EIRP CF	Corrected Reading (dBm)	Limit	Margin (dB)	Polarity
Low Channel, 1852.4MHz										
3.70724	39.63	Pk	30.3	-27.7	1	-95.2	-51.97	-13	-38.97	H
5.52414	37.27	Pk	33.2	-26	1	-95.2	-49.73	-13	-36.73	H
7.35534	36.55	Pk	36.9	-23.7	1	-95.2	-44.45	-13	-31.45	H
3.68729	39.52	Pk	30.2	-27.6	1	-95.2	-52.08	-13	-39.08	V
5.55689	37.71	Pk	33.2	-26.1	1	-95.2	-49.39	-13	-36.39	V
7.3835	35.48	Pk	37	-24	1	-95.2	-45.72	-13	-32.72	V
Mid Channel, 1880MHz										
3.82144	38.89	Pk	31	-27.8	1	-95.2	-52.11	-13	-39.11	H
5.63334	37.43	Pk	33.1	-26	1	-95.2	-49.67	-13	-36.67	H
7.60855	35.9	Pk	37	-23.7	1	-95.2	-45	-13	-32	H
3.77071	39.13	Pk	30.8	-27.8	1	-95.2	-52.07	-13	-39.07	V
5.5513	37.24	Pk	33.3	-26.1	1	-95.2	-49.76	-13	-36.76	V
7.57961	36.5	Pk	36.9	-24	1	-95.2	-44.8	-13	-31.8	V
High Channel, 1907.6MHz										
3.85348	38.78	Pk	31.1	-27.7	1	-95.2	-52.02	-13	-39.02	H
5.71896	43.05	Pk	33	-25.4	1	-95.2	-43.55	-13	-30.55	H
7.64938	37.52	Pk	36.9	-23.4	1	-95.2	-43.18	-13	-30.18	H
3.84711	39	Pk	31.2	-27.7	1	-95.2	-51.7	-13	-38.7	V
5.72566	40.38	Pk	33	-25.4	1	-95.2	-46.22	-13	-33.22	V
7.59349	36.59	Pk	36.8	-23.8	1	-95.2	-44.61	-13	-31.61	V

Pk – Peak Detector

UL VERIFICATION SERVICES INC. FORM NO: CCSUP4701i
47173 BENICIA STREET, FREMONT, CA 94538, USA TEL: (510) 319-4000 FAX: (510) 661-0888
This report shall not be reproduced except in full, without the written approval of UL Verification Services Inc.

HSDPA MODE

Project #:	13259315
Date:	6/8/2020
Test Engineer:	19206
Configuration;	EUT Only
Mode:	HSDPA Band 2
Chamber #:	Chamber B

Frequency (GHz)	Meter Reading (dBuV)	Det	AF T862 (dB/m)	Amp/Cbl (dB)	HPF 2.7GHz T772 1-18GHz	EIRP CF	Corrected Reading (dBm)	Limit	Margin (dB)	Polarity
Low Channel, 1852.4MHz										
3.6873	32.05	Pk	30.2	-27.6	1	-95.2	-59.55	-13	-46.55	H
5.55198	30.27	Pk	33.3	-26.1	1	-95.2	-56.73	-13	-43.73	H
7.52359	29.55	Pk	36.8	-23.9	1	-95.2	-51.75	-13	-38.75	H
3.67145	31.74	Pk	30.2	-27.7	1	-95.2	-59.96	-13	-46.96	V
5.56205	30.77	Pk	33.2	-26	1	-95.2	-56.23	-13	-43.23	V
7.44945	28.74	Pk	36.7	-23.8	1	-95.2	-52.56	-13	-39.56	V
Mid Channel, 1880MHz										
3.76068	39.45	Pk	30.7	-27.7	1	-95.2	-51.75	-13	-38.75	H
5.52267	37.5	Pk	33.2	-26	1	-95.2	-49.5	-13	-36.5	H
7.3573	36.16	Pk	36.9	-23.7	1	-95.2	-44.84	-13	-31.84	H
3.76084	31.76	Pk	30.7	-27.7	1	-95.2	-59.44	-13	-46.44	V
5.50496	30.17	Pk	33.2	-26.2	1	-95.2	-57.03	-13	-44.03	V
7.33849	29.35	Pk	36.9	-23.7	1	-95.2	-51.65	-13	-38.65	V
High Channel, 1907.6MHz										
3.26264	39.89	Pk	31.4	-28.3	1	-95.2	-51.21	-13	-38.21	H
5.72099	36.9	Pk	33	-25.4	1	-95.2	-49.7	-13	-36.7	H
7.66338	36.04	Pk	37	-23.4	1	-95.2	-44.56	-13	-31.56	H
3.1996	39.94	Pk	31.2	-28.5	1	-95.2	-51.56	-13	-38.56	V
5.72354	37.73	Pk	33	-25.4	1	-95.2	-48.87	-13	-35.87	V
7.65026	36.7	Pk	36.9	-23.4	1	-95.2	-44	-13	-31	V

Pk – Peak Detector

UL VERIFICATION SERVICES INC. FORM NO: CCSUP4701i
47173 BENICIA STREET, FREMONT, CA 94538, USA TEL: (510) 319-4000 FAX: (510) 661-0888
This report shall not be reproduced except in full, without the written approval of UL Verification Services Inc.

9.2.8. WCDMA BAND 4

REL 99 MODE

Project #:	13259315
Date:	6/8/2020
Test Engineer:	19206
Configuration:	EUT Only
Mode:	REL 99 Band 4
Chamber #:	Chamber B

Frequency (GHz)	Meter Reading (dBuV)	Det	AF T962 (dB/m)	Amp/Cbl (dB)	HPF 2.7GHz T772 1-18GHz	EIRP CF	Corrected Reading (dBm)	Limit	Margin (dB)	Polarity
Low Channel, 1712.4MHz										
3.41517	38.24	Pk	30.6	-28.1	1	-95.2	-53.46	-13	-40.46	H
5.1657	37.5	Pk	33.7	-26.5	1	-95.2	-49.5	-13	-36.5	H
6.81407	37.13	Pk	36	-24.8	1	-95.2	-45.87	-13	-32.87	H
3.3686	39.07	Pk	30.9	-28	1	-95.2	-52.23	-13	-39.23	V
5.13412	41.54	Pk	33.8	-26.2	1	-95.2	-45.06	-13	-32.06	V
6.81476	37.17	Pk	36	-24.8	1	-95.2	-45.83	-13	-32.83	V
Mid Channel, 1732.6MHz										
3.48345	38.74	Pk	30.2	-27.8	1	-95.2	-53.06	-13	-40.06	H
5.14909	38.6	Pk	33.8	-26.3	1	-95.2	-48.1	-13	-35.1	H
7.06522	35.81	Pk	36.7	-23.9	1	-95.2	-45.59	-13	-32.59	H
3.51064	37.74	Pk	30.2	-27.7	1	-95.2	-53.96	-13	-40.96	V
5.2015	39.17	Pk	33.7	-26.2	1	-95.2	-47.53	-13	-34.53	V
7.07096	36.42	Pk	36.7	-23.8	1	-95.2	-44.88	-13	-31.88	V
High Channel, 1752.6MHz										
3.48991	39.08	Pk	30.2	-27.7	1	-95.2	-52.62	-13	-39.62	H
5.21224	38.49	Pk	33.6	-26.3	1	-95.2	-48.41	-13	-35.41	H
7.0146	35.9	Pk	36.5	-24.1	1	-95.2	-45.9	-13	-32.9	H
3.52521	37.49	Pk	30.2	-27.9	1	-95.2	-54.41	-13	-41.41	V
5.26096	38.47	Pk	33.4	-26.3	1	-95.2	-48.63	-13	-35.63	V
7.06557	36.5	Pk	36.7	-23.9	1	-95.2	-44.9	-13	-31.9	V

Pk – Peak Detector

UL VERIFICATION SERVICES INC. FORM NO: CCSUP4701i
47173 BENICIA STREET, FREMONT, CA 94538, USA TEL: (510) 319-4000 FAX: (510) 661-0888
This report shall not be reproduced except in full, without the written approval of UL Verification Services Inc.

HSDPA MODE

Project #:	13259315
Date:	8/9/2020
Test Engineer:	19410
Configuration:	EUT Only
Mode:	HSDPA Band 4
Chamber #:	Chamber B

Frequency (GHz)	Meter Reading (dBuV)	Det	AF T962 (dB/m)	Amp/Cbl (dB)	HPF 2.7GHz T772 1-18GHz	EIRP CF	Corrected Reading (dBm)	Limit	Margin (dB)	Polarity
Low Channel, 1712.4MHz										
3.42685	37.89	Pk	30.5	-28	1	-95.2	-53.81	-13	-40.81	H
5.13654	38.13	Pk	33.9	-26.2	1	-95.2	-48.37	-13	-35.37	H
6.85065	35.55	Pk	36.1	-24.5	1	-95.2	-47.05	-13	-34.05	H
3.42466	29.92	Pk	30.5	-28	1	-95.2	-61.78	-13	-48.78	V
5.13535	37.7	Pk	33.8	-26.2	1	-95.2	-48.90	-13	-35.90	V
6.85118	35.64	Pk	36.1	-24.5	1	-95.2	-46.96	-13	-33.96	V
Mid Channel, 1732.6MHz										
3.46375	37.55	Pk	30.3	-27.9	1	-95.2	-54.25	-13	-41.25	H
5.19828	43.89	Pk	33.7	-26.3	1	-95.2	-42.91	-13	-29.91	H
6.93265	36.45	Pk	36.4	-24.7	1	-95.2	-46.05	-13	-33.05	H
3.46385	37.3	Pk	30.3	-27.9	1	-95.2	-54.5	-13	-41.5	V
5.19657	37.67	Pk	33.7	-26.3	1	-95.2	-49.13	-13	-36.13	V
6.92892	37.43	Pk	36.3	-24.7	1	-95.2	-45.17	-13	-32.17	V
High Channel, 1752.6MHz										
3.50601	36.99	Pk	30.3	-27.7	1	-95.2	-54.61	-13	-41.61	H
5.25674	37.37	Pk	33.5	-26.3	1	-95.2	-49.63	-13	-36.63	H
7.00996	35.63	Pk	36.6	-24.2	1	-95.2	-46.17	-13	-33.17	H
3.50554	37.92	Pk	30.2	-27.7	1	-95.2	-53.78	-13	-40.78	V
5.25788	37.21	Pk	33.4	-26.2	1	-95.2	-49.79	-13	-36.79	V
7.01082	35.64	Pk	36.6	-24.2	1	-95.2	-46.16	-13	-33.16	V

Pk – Peak Detector

UL VERIFICATION SERVICES INC. FORM NO: CCSUP4701i
47173 BENICIA STREET, FREMONT, CA 94538, USA TEL: (510) 319-4000 FAX: (510) 661-0888
This report shall not be reproduced except in full, without the written approval of UL Verification Services Inc.

9.3. FIELD STRENGTH OF SPURIOUS RADIATION, ANT2

9.3.1. GSM 850

GPRS MODE

Project #:	13259315
Date:	4/10/2020
Test Engineer:	50822
Configuration:	EUT Only
Mode:	GPRS 850
Chamber #:	Chamber A

Frequency (GHz)	Meter Reading (dBuV)	Det	AF T346 (dB/m)	Amp/Cbl (dB)	HPF 1.2GHz T1737 1-18GHz	EIRP CF	Corrected Reading (dBm)	Limit	Margin (dB)	Polarity
Low Channel, 824.2 MHz										
1.65464	41.78	Pk	28.7	-32.7	.8	-95.2	-56.62	-13	-43.62	H
2.51223	40.6	Pk	32.6	-31.8	.7	-95.2	-53.1	-13	-40.1	H
3.36359	40.66	Pk	32.8	-30.7	.6	-95.2	-51.84	-13	-38.84	H
1.63821	40.9	Pk	28.5	-32.8	.7	-95.2	-57.9	-13	-44.9	V
2.48936	41.52	Pk	32.6	-31.9	.6	-95.2	-52.38	-13	-39.38	V
3.37554	40.86	Pk	32.8	-30.7	.6	-95.2	-51.64	-13	-38.64	V
Mid Channel, 836.6 MHz										
1.68082	42.11	Pk	28.9	-32.8	.7	-95.2	-56.29	-13	-43.29	H
2.52996	40.59	Pk	32.6	-31.7	.7	-95.2	-53.01	-13	-40.01	H
3.36112	40.03	Pk	32.8	-30.7	.6	-95.2	-52.47	-13	-39.47	H
1.69119	41.39	Pk	28.9	-32.7	.7	-95.2	-56.91	-13	-43.91	V
2.53371	40.87	Pk	32.6	-31.6	.7	-95.2	-52.63	-13	-39.63	V
3.36438	40.48	Pk	32.8	-30.7	.6	-95.2	-52.02	-13	-39.02	V
High Channel, 848.8 MHz										
1.7052	41.51	Pk	29.2	-32.6	.6	-95.2	-56.49	-13	-43.49	H
2.54906	40.53	Pk	32.5	-31.6	.6	-95.2	-53.17	-13	-40.17	H
3.42778	40.54	Pk	32.8	-30.4	.6	-95.2	-51.66	-13	-38.66	H
1.69173	41.3	Pk	28.9	-32.7	.7	-95.2	-57	-13	-44	V
2.56227	40.71	Pk	32.6	-31.4	.5	-95.2	-52.79	-13	-39.79	V
3.48985	40.36	Pk	33.1	-30.1	.6	-95.2	-51.24	-13	-38.24	V

Pk – Peak Detector

UL VERIFICATION SERVICES INC. FORM NO: CCSUP4701i
47173 BENICIA STREET, FREMONT, CA 94538, USA TEL: (510) 319-4000 FAX: (510) 661-0888
This report shall not be reproduced except in full, without the written approval of UL Verification Services Inc.

EGPRS MODE

Project #:	13259315
Date:	4/10/2020
Test Engineer:	50822
Configuration:	EUT Only
Mode:	EGPRS 850
Chamber #:	Chamber A

Frequency (GHz)	Meter Reading (dBuV)	Det	AF T346 (dB/m)	Amp/Cbl (dB)	HPF 1.2GHz T1737 1-18GHz	EIRP CF	Corrected Reading (dBm)	Limit	Margin (dB)	Polarity
Low Channel, 824.2 MHz										
1.68622	42.04	Pk	28.9	-32.7	.7	-95.2	-56.26	-13	-43.26	H
2.38258	41.2	Pk	32.2	-31.8	.6	-95.2	-53	-13	-40	H
3.30181	40.46	Pk	32.9	-30.7	.6	-95.2	-51.94	-13	-38.94	H
1.7225	41.42	Pk	29.5	-32.6	.7	-95.2	-56.18	-13	-43.18	V
2.37485	41.27	Pk	32.2	-31.8	.5	-95.2	-53.03	-13	-40.03	V
3.30815	40.61	Pk	32.8	-30.6	.6	-95.2	-51.79	-13	-38.79	V
Mid Channel, 836.6 MHz										
1.66292	41.91	Pk	28.8	-32.8	.8	-95.2	-56.49	-13	-43.49	H
2.50887	40.7	Pk	32.6	-31.8	.6	-95.2	-53.1	-13	-40.1	H
3.37722	40.53	Pk	32.8	-30.7	.6	-95.2	-51.97	-13	-38.97	H
1.65369	41.13	Pk	28.7	-32.7	.7	-95.2	-57.37	-13	-44.37	V
2.49365	42.01	Pk	32.6	-31.9	.7	-95.2	-51.79	-13	-38.79	V
3.36077	40.76	Pk	32.8	-30.7	.6	-95.2	-51.74	-13	-38.74	V
High Channel, 848.8 MHz										
1.69469	41.43	Pk	28.8	-32.7	.7	-95.2	-56.97	-13	-43.97	H
2.56304	41.1	Pk	32.6	-31.5	.5	-95.2	-52.5	-13	-39.5	H
3.53995	39.93	Pk	33.2	-30.4	.6	-95.2	-51.87	-13	-38.87	H
1.68731	41.65	Pk	28.9	-32.7	.7	-95.2	-56.65	-13	-43.65	V
2.51462	40.69	Pk	32.6	-31.8	.7	-95.2	-53.01	-13	-40.01	V
3.54557	40.15	Pk	33.1	-30.4	.6	-95.2	-51.75	-13	-38.75	V

Pk – Peak Detector

UL VERIFICATION SERVICES INC. FORM NO: CCSUP4701i
47173 BENICIA STREET, FREMONT, CA 94538, USA TEL: (510) 319-4000 FAX: (510) 661-0888
This report shall not be reproduced except in full, without the written approval of UL Verification Services Inc.

9.3.2. GSM 1900

GPRS MODE

Project #:	13259315
Date:	4/20/2020
Test Engineer:	20792
Configuration:	EUT Only
Mode:	GSM1900 GPRS
Chamber #:	Chamber A

Frequency (GHz)	Meter Reading (dBuV)	Det	AF T346 (dB/m)	Amp/Cbl (dB)	HPF 2.7GHz T772 1-18GHz	EIRP CF	Corrected Reading (dBm)	Limit	Margin (dB)	Polarity
Low Channel, 1850.2MHz										
3.70071	39.53	Pk	33.2	-30.1	1	-95.2	-51.57	-13	-38.57	H
5.54867	38.07	Pk	34.8	-27.9	1	-95.2	-49.23	-13	-36.23	H
7.40869	36.66	Pk	35.7	-24.7	1	-95.2	-46.54	-13	-33.54	H
3.70195	39.98	Pk	33.2	-30.1	1	-95.2	-51.12	-13	-38.12	V
5.55219	38.61	Pk	34.8	-27.9	1	-95.2	-48.69	-13	-35.69	V
7.4062	35.33	Pk	35.7	-24.6	1	-95.2	-47.77	-13	-34.77	V
Mid Channel, 1880MHz										
3.75774	39.87	Pk	33.5	-30.2	1	-95.2	-51.03	-13	-38.03	H
5.64722	38.28	Pk	34.9	-28	1	-95.2	-49.02	-13	-36.02	H
7.52211	35.92	Pk	35.7	-24.5	1	-95.2	-47.08	-13	-34.08	H
3.75805	39.95	Pk	33.5	-30.2	1	-95.2	-50.95	-13	-37.95	V
5.64796	38.19	Pk	34.8	-28	1	-95.2	-49.21	-13	-36.21	V
7.52203	35.92	Pk	35.7	-24.5	1	-95.2	-47.08	-13	-34.08	V
High Channel, 1909.8MHz										
3.81713	40.83	Pk	33.7	-30.1	1	-95.2	-49.77	-13	-36.77	H
5.7253	38.14	Pk	34.9	-28.1	1	-95.2	-49.26	-13	-36.26	H
7.63987	36.24	Pk	35.8	-24.1	1	-95.2	-46.26	-13	-33.26	H
3.81778	40.47	Pk	33.7	-30.1	1	-95.2	-50.13	-13	-37.13	V
5.72469	38.38	Pk	34.9	-28.1	1	-95.2	-49.02	-13	-36.02	V
7.63989	36.41	Pk	35.8	-24.1	1	-95.2	-46.09	-13	-33.09	V

Pk – Peak Detector

UL VERIFICATION SERVICES INC. FORM NO: CCSUP4701i
47173 BENICIA STREET, FREMONT, CA 94538, USA TEL: (510) 319-4000 FAX: (510) 661-0888
This report shall not be reproduced except in full, without the written approval of UL Verification Services Inc.

EGPRS MODE

Project #:	13259315
Date:	4/20/2020
Test Engineer:	20792
Configuration:	EUT Only
Mode:	GSM1900 EGPRS
Chamber #:	Chamber A

Frequency (GHz)	Meter Reading (dBuV)	Det	AF T346 (dB/m)	Amp/Cbl (dB)	HPF 2.7GHz T772 1-18GHz	EIRP CF	Corrected Reading (dBm)	Limit	Margin (dB)	Polarity
Low Channel, 1850.2MHz										
3.69978	39.91	Pk	33.2	-30.1	1	-95.2	-51.19	-13	-38.19	H
5.54987	38.55	Pk	34.8	-27.9	1	-95.2	-48.75	-13	-35.75	H
7.39445	35.89	Pk	35.6	-24.7	1	-95.2	-47.41	-13	-34.41	H
3.70016	39.77	Pk	33.2	-30.1	1	-95.2	-51.33	-13	-38.33	V
5.55185	38.05	Pk	34.8	-27.9	1	-95.2	-49.25	-13	-36.25	V
7.40555	36.92	Pk	35.7	-24.6	1	-95.2	-46.18	-13	-33.18	V
Mid Channel, 1880MHz										
3.76023	40.1	Pk	33.6	-30.2	1	-95.2	-50.7	-13	-37.7	H
5.64825	38.35	Pk	34.8	-28	1	-95.2	-49.05	-13	-36.05	H
7.52166	35.92	Pk	35.7	-24.4	1	-95.2	-46.98	-13	-33.98	H
3.75907	39.69	Pk	33.5	-30.2	1	-95.2	-51.21	-13	-38.21	V
5.64555	38.34	Pk	34.9	-28	1	-95.2	-48.96	-13	-35.96	V
7.52248	36.28	Pk	35.7	-24.5	1	-95.2	-46.72	-13	-33.72	V
High Channel, 1909.8MHz										
3.81734	41.03	Pk	33.7	-30.1	1	-95.2	-49.57	-13	-36.57	H
5.7254	38.22	Pk	34.9	-28.1	1	-95.2	-49.18	-13	-36.18	H
7.6383	36.45	Pk	35.8	-24.1	1	-95.2	-46.05	-13	-33.05	H
3.81766	39.93	Pk	33.7	-30.1	1	-95.2	-50.67	-13	-37.67	V
5.72271	37.68	Pk	34.9	-28.1	1	-95.2	-49.72	-13	-36.72	V
7.63984	35.65	Pk	35.8	-24.1	1	-95.2	-46.85	-13	-33.85	V

Pk – Peak Detector

UL VERIFICATION SERVICES INC. FORM NO: CCSUP4701i
47173 BENICIA STREET, FREMONT, CA 94538, USA TEL: (510) 319-4000 FAX: (510) 661-0888
This report shall not be reproduced except in full, without the written approval of UL Verification Services Inc.

9.3.3. CDMA BC10

1xRTT MODE

Project #:	13259315
Date:	7/30/2020
Test Engineer:	45258
Configuration;	EUT Only
Mode:	1xRTT BC10
Chamber #:	Chamber B

Frequency (GHz)	Meter Reading (dBuV)	Det	AF T962 (dB/m)	Amp/Cbl (dB)	HPF 1.2GHz T1737 1-18GHz	EIRP CF	Corrected Reading (dBm)	Limit	Margin (dB)	Polarity
Low Channel, 817.25MHz										
1.63472	43.31	Pk	25	-30.5	.7	-95.2	-56.69	-13	-43.69	H
2.45057	41.21	Pk	28.8	-29.4	.5	-95.2	-54.09	-13	-41.09	H
3.2689	39.28	Pk	31.3	-28.2	.6	-95.2	-52.22	-13	-39.22	H
1.63392	41.82	Pk	25	-30.5	.7	-95.2	-58.18	-13	-45.18	V
2.45171	40.83	Pk	28.8	-29.4	.5	-95.2	-54.47	-13	-41.47	V
3.267	39.63	Pk	31.4	-28.2	.6	-95.2	-51.77	-13	-38.77	V
Mid Channel, 820MHz										
1.63955	41.73	Pk	25	-30.5	.7	-95.2	-58.27	-13	-45.27	H
2.45925	42.1	Pk	28.9	-29.4	.5	-95.2	-53.1	-13	-40.1	H
3.28037	38.56	Pk	31.4	-28.1	.8	-95.2	-52.54	-13	-39.54	H
1.64039	42.64	Pk	25	-30.5	.7	-95.2	-57.36	-13	-44.36	V
2.45975	40.04	Pk	28.9	-29.3	.5	-95.2	-55.06	-13	-42.06	V
3.28027	38.6	Pk	31.4	-28.1	.8	-95.2	-52.5	-13	-39.5	V
High Channel, 822.75MHz										
1.64355	41.91	Pk	25	-30.4	.7	-95.2	-57.99	-13	-44.99	H
2.46648	39.11	Pk	28.9	-29.4	.5	-95.2	-56.09	-13	-43.09	H
3.29289	37.98	Pk	31.2	-27.9	.8	-95.2	-53.12	-13	-40.12	H
1.6435	42.37	Pk	25	-30.4	.7	-95.2	-57.53	-13	-44.53	V
2.46734	39.47	Pk	28.9	-29.4	.5	-95.2	-55.73	-13	-42.73	V
3.29279	37.77	Pk	31.2	-28	.8	-95.2	-53.43	-13	-40.43	V

Pk – Peak Detector

UL VERIFICATION SERVICES INC. FORM NO: CCSUP4701i
47173 BENICIA STREET, FREMONT, CA 94538, USA TEL: (510) 319-4000 FAX: (510) 661-0888
This report shall not be reproduced except in full, without the written approval of UL Verification Services Inc.

1xEV-DO REV A MODE

Project #:	13259315
Date:	7/9/2020
Test Engineer:	45258
Configuration;	EUT Only
Mode:	1xEV-DO REV A BC10
Chamber #:	Chamber B

Frequency (GHz)	Meter Reading (dBuV)	Det	AF T962 (dB/m)	Amp/Cbl (dB)	HPF 1.2GHz T1737 1-18GHz	EIRP CF	Corrected Reading (dBm)	Limit	Margin (dB)	Polarity
Low Channel, 817.25MHz										
1.63462	40.52	Pk	25	-30.5	.7	-95.2	-59.48	-13	-46.48	H
2.45055	44.02	Pk	28.8	-29.4	.5	-95.2	-51.28	-13	-38.28	H
3.36981	38.52	Pk	30.9	-28	.6	-95.2	-53.18	-13	-40.18	H
1.63634	41.04	Pk	25	-30.5	.7	-95.2	-58.96	-13	-45.96	V
2.45138	40.54	Pk	28.8	-29.4	.5	-95.2	-54.76	-13	-41.76	V
3.37118	38.7	Pk	30.9	-28	.6	-95.2	-53	-13	-40	V
Mid Channel, 820MHz										
1.63966	40.89	Pk	25	-30.5	.7	-95.2	-59.11	-13	-46.11	H
2.46009	39.4	Pk	28.9	-29.3	.5	-95.2	-55.7	-13	-42.7	H
3.2792	38.33	Pk	31.4	-28.1	.8	-95.2	-52.77	-13	-39.77	H
1.6396	41.45	Pk	25	-30.5	.7	-95.2	-58.55	-13	-45.55	V
2.45824	40.03	Pk	28.9	-29.4	.5	-95.2	-55.17	-13	-42.17	V
3.28138	38.42	Pk	31.4	-28.1	.8	-95.2	-52.68	-13	-39.68	V
High Channel, 822.75MHz										
1.64501	40.57	Pk	25	-30.5	.7	-95.2	-59.43	-13	-46.43	H
2.46682	39.35	Pk	28.9	-29.4	.5	-95.2	-55.85	-13	-42.85	H
3.29064	38.39	Pk	31.2	-28	.8	-95.2	-52.81	-13	-39.81	H
1.64445	41.17	Pk	25	-30.5	.7	-95.2	-58.83	-13	-45.83	V
2.47001	39.37	Pk	29	-29.3	.5	-95.2	-55.63	-13	-42.63	V
3.29239	37.74	Pk	31.2	-28	.8	-95.2	-53.46	-13	-40.46	V

Pk – Peak Detector

UL VERIFICATION SERVICES INC. FORM NO: CCSUP4701i
47173 BENICIA STREET, FREMONT, CA 94538, USA TEL: (510) 319-4000 FAX: (510) 661-0888
This report shall not be reproduced except in full, without the written approval of UL Verification Services Inc.

9.3.4. CDMA BC0

1xRTT MODE

Project #:	13259315
Date:	7/29/2020
Test Engineer:	50822
Configuration;	EUT Only
Mode:	1xRTT BC0
Chamber #:	Chamber B

Frequency (GHz)	Meter Reading (dBuV)	Det	AF T962 (dB/m)	Amp/Cbl (dB)	HPF 1.2GHz T1737 1-18GHz	EIRP CF	Corrected Reading (dBm)	Limit	Margin (dB)	Polarity
Low Channel, 824.7MHz										
1.91724	40.88	Pk	26.2	-30	.6	-95.2	-57.52	-13	-44.52	H
2.50592	40.24	Pk	29	-29.3	.7	-95.2	-54.56	-13	-41.56	H
4.36953	37.76	Pk	32	-26.9	.5	-95.2	-51.84	-13	-38.84	H
1.80235	40.93	Pk	25.9	-30.2	.6	-95.2	-57.97	-13	-44.97	V
2.55604	40.45	Pk	29.3	-29.2	.6	-95.2	-54.05	-13	-41.05	V
4.39255	37.88	Pk	32	-27	.6	-95.2	-51.72	-13	-38.72	V
Mid Channel, 836.52MHz										
1.52764	41.73	Pk	24.8	-30.6	.8	-95.2	-58.47	-13	-45.47	H
2.49992	41.34	Pk	29	-29.3	.6	-95.2	-53.56	-13	-40.56	H
3.32844	38.77	Pk	31	-28.2	.6	-95.2	-53.03	-13	-40.03	H
1.57265	41.22	Pk	24.9	-30.5	.9	-95.2	-58.68	-13	-45.68	V
2.3865	40.94	Pk	28.4	-29.5	.6	-95.2	-54.76	-13	-41.76	V
3.25769	39.76	Pk	31.3	-28.3	.5	-95.2	-51.94	-13	-38.94	V
High Channel, 848.31MHz										
1.97841	40.61	Pk	27.3	-29.9	.6	-95.2	-56.59	-13	-43.59	H
2.6128	41.54	Pk	29.2	-29	.6	-95.2	-52.86	-13	-39.86	H
4.35752	37.8	Pk	32	-27	.5	-95.2	-51.9	-13	-38.9	H
1.9848	40.38	Pk	27.4	-29.9	.6	-95.2	-56.72	-13	-43.72	V
2.50385	40.89	Pk	29	-29.3	.6	-95.2	-54.01	-13	-41.01	V
4.80248	39.48	Pk	33	-27	.7	-95.2	-49.02	-13	-36.02	V

Pk – Peak Detector

UL VERIFICATION SERVICES INC. FORM NO: CCSUP4701i
47173 BENICIA STREET, FREMONT, CA 94538, USA TEL: (510) 319-4000 FAX: (510) 661-0888
This report shall not be reproduced except in full, without the written approval of UL Verification Services Inc.

1xEV-DO REV A MODE

Project #:	13259315
Date:	7/9/2020
Test Engineer:	19206
Configuration;	EUT Only
Mode:	1xEV-DO REV A BC0
Chamber #:	Chamber B

Frequency (GHz)	Meter Reading (dBuV)	Det	AF T962 (dB/m)	Amp/Cbl (dB)	HPF 1.2GHz T1737 1-18GHz	EIRP CF	Corrected Reading (dBm)	Limit	Margin (dB)	Polarity
Low Channel, 824.7MHz										
1.70551	40.47	Pk	25.1	-30.3	.6	-95.2	-59.33	-13	-46.33	H
2.45573	40.42	Pk	28.9	-29.4	.5	-95.2	-54.78	-13	-41.78	H
3.292	39.29	Pk	31.2	-28	.8	-95.2	-51.91	-13	-38.91	H
1.69436	40.38	Pk	25	-30.3	.7	-95.2	-59.42	-13	-46.42	V
2.44956	40.1	Pk	28.8	-29.4	.5	-95.2	-55.2	-13	-42.2	V
3.29229	39.74	Pk	31.2	-28	.8	-95.2	-51.46	-13	-38.46	V
Mid Channel, 836.52MHz										
1.71071	40.83	Pk	25.1	-30.4	.6	-95.2	-59.07	-13	-46.07	H
2.57292	40.14	Pk	29.3	-29.1	.5	-95.2	-54.36	-13	-41.36	H
3.37768	38.23	Pk	30.8	-28.1	.6	-95.2	-53.67	-13	-40.67	H
1.70071	41.24	Pk	25.1	-30.4	.7	-95.2	-58.56	-13	-45.56	V
2.62666	39.37	Pk	29.2	-29	.6	-95.2	-55.03	-13	-42.03	V
3.47962	38.38	Pk	30.2	-27.8	.8	-95.2	-53.62	-13	-40.62	V
High Channel, 848.31MHz										
1.66169	40.42	Pk	25	-30.4	.8	-95.2	-59.38	-13	-46.38	H
2.58047	39.6	Pk	29.3	-29.2	.5	-95.2	-55	-13	-42	H
3.29016	39.49	Pk	31.2	-28	.8	-95.2	-51.71	-13	-38.71	H
1.65081	41.01	Pk	24.9	-30.4	.8	-95.2	-58.89	-13	-45.89	V
2.5736	40.05	Pk	29.3	-29.1	.5	-95.2	-54.45	-13	-41.45	V
3.28165	39.46	Pk	31.4	-28.1	.8	-95.2	-51.64	-13	-38.64	V

Pk – Peak Detector

UL VERIFICATION SERVICES INC. FORM NO: CCSUP4701i
47173 BENICIA STREET, FREMONT, CA 94538, USA TEL: (510) 319-4000 FAX: (510) 661-0888
This report shall not be reproduced except in full, without the written approval of UL Verification Services Inc.

9.3.5. CDMA BC1

1xRTT MODE

Project #:	13259315
Date:	7/30/2020
Test Engineer:	45258
Configuration;	EUT Only
Mode:	1xRTT BC1
Chamber #:	Chamber B

Frequency (GHz)	Meter Reading (dBuV)	Det	AF T962 (dB/m)	Amp/Cbl (dB)	HPF 2.7GHz T772 1-18GHz	EIRP CF	Corrected Reading (dBm)	Limit	Margin (dB)	Polarity
Low Channel, 1851.25MHz										
3.70186	39.48	Pk	30.3	-27.3	1	-95.2	-51.72	-13	-38.72	H
5.55338	37.33	Pk	33.3	-25.9	1	-95.2	-49.47	-13	-36.47	H
7.40388	36.17	Pk	36.9	-23.1	1	-95.2	-44.23	-13	-31.23	H
3.70353	38.76	Pk	30.3	-27.4	1	-95.2	-52.54	-13	-39.54	V
5.5538	37.04	Pk	33.3	-25.8	1	-95.2	-49.66	-13	-36.66	V
7.40356	35.14	Pk	36.9	-23.1	1	-95.2	-45.26	-13	-32.26	V
Mid Channel, 1880MHz										
3.7603	40.09	Pk	30.6	-27.5	1	-95.2	-51.01	-13	-38.01	H
5.64155	36.66	Pk	33.1	-24.8	1	-95.2	-49.24	-13	-36.24	H
7.51887	36.03	Pk	36.7	-23.1	1	-95.2	-44.57	-13	-31.57	H
3.76165	40.27	Pk	30.7	-27.5	1	-95.2	-50.73	-13	-37.73	V
5.6418	36.29	Pk	33.2	-24.8	1	-95.2	-49.51	-13	-36.51	V
7.52181	35.58	Pk	36.7	-23.1	1	-95.2	-45.02	-13	-32.02	V
High Channel, 1908.75MHz										
3.81644	38.88	Pk	31	-27.3	1	-95.2	-51.62	-13	-38.62	H
5.72533	36.88	Pk	33	-24.4	1	-95.2	-48.72	-13	-35.72	H
7.63555	36.25	Pk	36.9	-23.6	1	-95.2	-44.65	-13	-31.65	H
3.81655	39.34	Pk	31	-27.3	1	-95.2	-51.16	-13	-38.16	V
5.72512	36.27	Pk	33	-24.4	1	-95.2	-49.33	-13	-36.33	V
7.63646	35.8	Pk	36.9	-23.6	1	-95.2	-45.1	-13	-32.1	V

Pk – Peak Detector

UL VERIFICATION SERVICES INC. FORM NO: CCSUP4701i
47173 BENICIA STREET, FREMONT, CA 94538, USA TEL: (510) 319-4000 FAX: (510) 661-0888
This report shall not be reproduced except in full, without the written approval of UL Verification Services Inc.

1xEV-DO REV A MODE

Project #:	13259315
Date:	7/9/2020
Test Engineer:	45258
Configuration;	EUT Only
Mode:	1xEV-DO REV A BC1
Chamber #:	Chamber B

Frequency (GHz)	Meter Reading (dBuV)	Det	AF T962 (dB/m)	Amp/Cbl (dB)	HPF 2.7GHz T772 1-18GHz	EIRP CF	Corrected Reading (dBm)	Limit	Margin (dB)	Polarity
Low Channel, 1851.25MHz										
3.70245	38.87	Pk	30.3	-27.4	1	-95.2	-52.43	-13	-39.43	H
5.55327	37.47	Pk	33.3	-25.9	1	-95.2	-49.33	-13	-36.33	H
7.40505	35.89	Pk	36.9	-23.1	1	-95.2	-44.51	-13	-31.51	H
3.70211	39.34	Pk	30.3	-27.3	1	-95.2	-51.86	-13	-38.86	V
5.55543	38.14	Pk	33.3	-25.8	1	-95.2	-48.56	-13	-35.56	V
7.40364	35.44	Pk	36.9	-23.1	1	-95.2	-44.96	-13	-31.96	V
Mid Channel, 1880MHz										
3.76139	38.52	Pk	30.7	-27.5	1	-95.2	-52.48	-13	-39.48	H
5.63824	36.76	Pk	33.1	-24.8	1	-95.2	-49.14	-13	-36.14	H
7.51976	35.82	Pk	36.7	-23.1	1	-95.2	-44.78	-13	-31.78	H
3.76155	38.48	Pk	30.7	-27.5	1	-95.2	-52.52	-13	-39.52	V
5.64046	36.96	Pk	33.1	-24.8	1	-95.2	-48.94	-13	-35.94	V
7.52118	36.14	Pk	36.7	-23.1	1	-95.2	-44.46	-13	-31.46	V
High Channel, 1908.75MHz										
3.81664	38.81	Pk	31	-27.3	1	-95.2	-51.69	-13	-38.69	H
5.72621	35.89	Pk	33	-24.4	1	-95.2	-49.71	-13	-36.71	H
7.63631	36.44	Pk	36.9	-23.6	1	-95.2	-44.46	-13	-31.46	H
3.81551	38.59	Pk	31	-27.4	1	-95.2	-52.01	-13	-39.01	V
5.72659	36.24	Pk	33	-24.4	1	-95.2	-49.36	-13	-36.36	V
7.63542	36.26	Pk	36.9	-23.6	1	-95.2	-44.64	-13	-31.64	V

Pk – Peak Detector

UL VERIFICATION SERVICES INC. FORM NO: CCSUP4701i
47173 BENICIA STREET, FREMONT, CA 94538, USA TEL: (510) 319-4000 FAX: (510) 661-0888
This report shall not be reproduced except in full, without the written approval of UL Verification Services Inc.

9.3.6. WCDMA BAND 5

REL 99 MODE

Project #:	13259315
Date:	6/9/2020
Test Engineer:	19410
Configuration:	EUT Only
Mode:	WCDMA REL99
Chamber #:	Chamber B

Frequency (GHz)	Meter Reading (dBuV)	Det	AF T962 (dB/m)	Amp/Cbl (dB)	HPF 1.2GHz T1737 1-18GHz	EIRP CF	Corrected Reading (dBm)	Limit	Margin (dB)	Polarity
Low Channel, 826.4MHz										
1.65437	40.15	Pk	24.9	-30.4	.7	-95.2	-59.85	-13	-46.85	H
2.47993	39.38	Pk	29	-29.3	.5	-95.2	-55.62	-13	-42.62	H
3.30572	37.83	Pk	31.1	-27.9	.8	-95.2	-53.37	-13	-40.37	H
1.65206	40.35	Pk	24.9	-30.4	.7	-95.2	-59.65	-13	-46.65	V
2.48089	38.06	Pk	29	-29.3	.7	-95.2	-56.74	-13	-43.74	V
3.30427	38.41	Pk	31.1	-27.9	.8	-95.2	-52.79	-13	-39.79	V
Mid Channel, 836.6MHz										
1.67175	39.27	Pk	25	-30.4	.7	-95.2	-60.63	-13	-47.63	H
2.50997	39.32	Pk	29.1	-29.3	.5	-95.2	-55.58	-13	-42.58	H
3.34672	38.67	Pk	31	-28.2	.8	-95.2	-52.93	-13	-39.93	H
1.67521	39.66	Pk	25	-30.4	.7	-95.2	-60.24	-13	-47.24	V
2.51109	39.48	Pk	29.1	-29.3	.7	-95.2	-55.22	-13	-42.22	V
3.34542	37.67	Pk	30.9	-28.2	.8	-95.2	-54.03	-13	-41.03	V
High Channel, 846.6MHz										
1.68925	39.32	Pk	25	-30.4	.7	-95.2	-60.58	-13	-47.58	H
2.53471	38.46	Pk	29.2	-29.3	.6	-95.2	-56.24	-13	-43.24	H
3.37344	37.79	Pk	30.8	-28	.6	-95.2	-54.01	-13	-41.01	H
1.68705	39.82	Pk	25	-30.4	.7	-95.2	-60.08	-13	-47.08	V
2.52112	39.18	Pk	29.2	-29.4	.7	-95.2	-55.52	-13	-42.52	V
3.35208	38.72	Pk	31	-28.1	.6	-95.2	-52.98	-13	-39.98	V

Pk – Peak Detector

UL VERIFICATION SERVICES INC. FORM NO: CCSUP4701i
47173 BENICIA STREET, FREMONT, CA 94538, USA TEL: (510) 319-4000 FAX: (510) 661-0888
This report shall not be reproduced except in full, without the written approval of UL Verification Services Inc.

HSDPA MODE

Project #:	13259315
Date:	6/10/2020
Test Engineer:	19206
Configuration:	EUT Only
Mode:	WCDMA HSDPA
Chamber #:	Chamber B

Frequency (GHz)	Meter Reading (dBuV)	Det	AF T962 (dB/m)	Amp/Cbl (dB)	HPF 1.2GHz T1737 1-18GHz	EIRP CF	Corrected Reading (dBm)	Limit	Margin (dB)	Polarity
Low Channel, 826.4MHz										
1.65371	40.48	Pk	24.9	-30.4	.7	-95.2	-59.52	-13	-46.52	H
2.57098	40.17	Pk	29.4	-29.2	.5	-95.2	-54.33	-13	-41.33	H
3.28429	38.55	Pk	31.3	-28.1	.6	-95.2	-52.85	-13	-39.85	H
1.69086	39.61	Pk	25	-30.4	.7	-95.2	-60.29	-13	-47.29	V
2.56121	38.87	Pk	29.3	-29.2	.5	-95.2	-55.73	-13	-42.73	V
3.36256	39.11	Pk	30.9	-28	.6	-95.2	-52.59	-13	-39.59	V
Mid Channel, 836.6MHz										
1.63568	40.59	Pk	25	-30.5	.7	-95.2	-59.41	-13	-46.41	H
2.52117	39.54	Pk	29.2	-29.4	.7	-95.2	-55.16	-13	-42.16	H
3.29634	39.05	Pk	31.2	-27.9	.6	-95.2	-52.25	-13	-39.25	H
1.63566	39.83	Pk	25	-30.5	.7	-95.2	-60.17	-13	-47.17	V
2.51095	39.51	Pk	29.1	-29.3	.7	-95.2	-55.19	-13	-42.19	V
3.29427	38.43	Pk	31.2	-27.9	.6	-95.2	-52.87	-13	-39.87	V
High Channel, 846.6MHz										
1.69475	39.75	Pk	25	-30.3	.7	-95.2	-60.05	-13	-47.05	H
2.58859	39.3	Pk	29.2	-29.1	.7	-95.2	-55.1	-13	-42.1	H
3.24879	38.32	Pk	31.4	-28.2	.6	-95.2	-53.08	-13	-40.08	H
1.73988	40.35	Pk	25.4	-30.4	.7	-95.2	-59.15	-13	-46.15	V
2.57533	39.35	Pk	29.3	-29.1	.7	-95.2	-54.95	-13	-41.95	V
3.28881	38.63	Pk	31.2	-28	.6	-95.2	-52.77	-13	-39.77	V

Pk – Peak Detector

UL VERIFICATION SERVICES INC. FORM NO: CCSUP4701i
47173 BENICIA STREET, FREMONT, CA 94538, USA TEL: (510) 319-4000 FAX: (510) 661-0888
This report shall not be reproduced except in full, without the written approval of UL Verification Services Inc.

9.3.7. WCDMA BAND 2

REL 99 MODE

Project #:	13259315
Date:	8/9/2020
Test Engineer:	19206
Configuration:	EUT Only
Mode:	REL 99 Band 2
Chamber #:	Chamber B

Frequency (GHz)	Meter Reading (dBuV)	Det	AF T962 (dB/m)	Amp/Cbl (dB)	HPF 2.7GHz T772 1-18GHz	EIRP CF	Corrected Reading (dBm)	Limit	Margin (dB)	Polarity
Low Channel, 1852.4MHz										
3.77323	39.14	Pk	30.7	-27.8	1	-95.2	-52.16	-13	-39.16	H
5.56366	37.12	Pk	33.2	-26	1	-95.2	-49.88	-13	-36.88	H
7.50127	35.82	Pk	36.7	-23.9	1	-95.2	-45.58	-13	-32.58	H
3.8451	39.04	Pk	31.2	-27.7	1	-95.2	-51.66	-13	-38.66	V
5.56242	37.74	Pk	33.2	-26	1	-95.2	-49.26	-13	-36.26	V
7.50709	35.58	Pk	36.8	-23.9	1	-95.2	-45.72	-13	-32.72	V
Mid Channel, 1880MHz										
3.79176	38.72	Pk	30.8	-27.8	1	-95.2	-52.48	-13	-39.48	H
5.64223	52.49	Pk	33.2	-26	1	-95.2	-34.51	-13	-21.51	H
7.64619	35.56	Pk	37	-23.5	1	-95.2	-45.14	-13	-32.14	H
3.72669	38.63	Pk	30.5	-27.8	1	-95.2	-52.87	-13	-39.87	V
5.6423	37.18	Pk	33.2	-26	1	-95.2	-49.82	-13	-36.82	V
7.49768	35.47	Pk	36.7	-23.9	1	-95.2	-45.93	-13	-32.93	V
High Channel, 1907.6MHz										
3.79741	38.57	Pk	30.9	-27.8	1	-95.2	-52.53	-13	-39.53	H
5.72385	36.59	Pk	33	-25.4	1	-95.2	-50.01	-13	-37.01	H
7.71637	35.83	Pk	37.1	-23.4	1	-95.2	-44.67	-13	-31.67	H
3.76565	38.74	Pk	30.7	-27.8	1	-95.2	-52.56	-13	-39.56	V
5.7171	36.61	Pk	33	-25.4	1	-95.2	-49.99	-13	-36.99	V
7.71974	35.99	Pk	37.1	-23.4	1	-95.2	-44.51	-13	-31.51	V

Pk – Peak Detector

UL VERIFICATION SERVICES INC. FORM NO: CCSUP4701i
47173 BENICIA STREET, FREMONT, CA 94538, USA TEL: (510) 319-4000 FAX: (510) 661-0888
This report shall not be reproduced except in full, without the written approval of UL Verification Services Inc.

HSDPA MODE

Project #:	13259315
Date:	8/10/2020
Test Engineer:	19206
Configuration:	EUT Only
Mode:	HSDPA Band 2
Chamber #:	Chamber B

Frequency (GHz)	Meter Reading (dBuV)	Det	AF T962 (dB/m)	Amp/Cbl (dB)	HPF 2.7GHz T772 1-18GHz	EIRP CF	Corrected Reading (dBm)	Limit	Margin (dB)	Polarity
Low Channel, 1852.4MHz										
3.7986	38.65	Pk	30.9	-27.8	1	-95.2	-52.45	-13	-39.45	H
5.5596	37.75	Pk	33.2	-26.1	1	-95.2	-49.35	-13	-36.35	H
7.45726	35.07	Pk	36.8	-23.8	1	-95.2	-46.13	-13	-33.13	H
3.81082	38.6	Pk	30.9	-27.8	1	-95.2	-52.5	-13	-39.5	V
5.55934	38.11	Pk	33.2	-26.1	1	-95.2	-48.99	-13	-35.99	V
7.46869	36.01	Pk	36.7	-23.8	1	-95.2	-45.29	-13	-32.29	V
Mid Channel, 1880MHz										
3.78932	39.08	Pk	30.8	-27.8	1	-95.2	-52.12	-13	-39.12	H
5.64314	46.69	Pk	33.2	-26	1	-95.2	-40.31	-13	-27.31	H
7.66442	35.94	Pk	37	-23.4	1	-95.2	-44.66	-13	-31.66	H
3.84689	38.76	Pk	31.2	-27.7	1	-95.2	-51.94	-13	-38.94	V
5.66231	36.43	Pk	33.1	-25.8	1	-95.2	-50.47	-13	-37.47	V
7.5174	35.52	Pk	36.7	-23.9	1	-95.2	-45.88	-13	-32.88	V
High Channel, 1907.6MHz										
3.8421	38.92	Pk	31.2	-27.7	1	-95.2	-51.78	-13	-38.78	H
5.79166	36.79	Pk	33.3	-25.4	1	-95.2	-49.51	-13	-36.51	H
7.66172	35.9	Pk	37	-23.3	1	-95.2	-44.6	-13	-31.6	H
3.83849	39.35	Pk	31	-27.8	1	-95.2	-51.65	-13	-38.65	V
5.7082	37.05	Pk	33	-25.4	1	-95.2	-49.55	-13	-36.55	V
7.68521	35.31	Pk	36.9	-23.4	1	-95.2	-45.39	-13	-32.39	V

Pk – Peak Detector

UL VERIFICATION SERVICES INC. FORM NO: CCSUP4701i
47173 BENICIA STREET, FREMONT, CA 94538, USA TEL: (510) 319-4000 FAX: (510) 661-0888
This report shall not be reproduced except in full, without the written approval of UL Verification Services Inc.

9.3.8. WCDMA BAND 4

REL 99 MODE

Project #:	13259315
Date:	6/9/2020
Test Engineer:	19206
Configuration:	EUT Only
Mode:	REL 99 Band 4
Chamber #:	Chamber B

Frequency (GHz)	Meter Reading (dBuV)	Det	AF T962 (dB/m)	Amp/Cbl (dB)	HPF 2.7GHz T772 1-18GHz	EIRP CF	Corrected Reading (dBm)	Limit	Margin (dB)	Polarity
Low Channel, 1712.4MHz										
3.43067	38.79	Pk	30.6	-28	1	-95.2	-52.81	-13	-39.81	H
5.13355	39.47	Pk	33.8	-26.2	1	-95.2	-47.13	-13	-34.13	H
6.74041	36.24	Pk	35.8	-24.9	1	-95.2	-47.06	-13	-34.06	H
3.38264	38.2	Pk	30.9	-28.1	1	-95.2	-53.2	-13	-40.2	V
5.13923	41.21	Pk	33.8	-26.2	1	-95.2	-45.39	-13	-32.39	V
6.92546	36.45	Pk	36.2	-24.7	1	-95.2	-46.25	-13	-33.25	V
Mid Channel, 1732.6MHz										
3.48278	37.88	Pk	30.2	-27.8	1	-95.2	-53.92	-13	-40.92	H
4.99929	37.41	Pk	33.6	-25.9	1	-95.2	-49.09	-13	-36.09	H
6.82637	35.57	Pk	36.1	-24.7	1	-95.2	-47.23	-13	-34.23	H
3.5487	38.26	Pk	30.1	-27.8	1	-95.2	-53.64	-13	-40.64	V
5.01208	38.28	Pk	33.7	-26	1	-95.2	-48.22	-13	-35.22	V
6.91472	35.82	Pk	36.3	-24.6	1	-95.2	-46.68	-13	-33.68	V
High Channel, 1752.6MHz										
3.46469	37.91	Pk	30.3	-27.9	1	-95.2	-53.89	-13	-40.89	H
5.19891	38.18	Pk	33.7	-26.3	1	-95.2	-48.62	-13	-35.62	H
7.06712	35.88	Pk	36.7	-23.8	1	-95.2	-45.42	-13	-32.42	H
3.48962	38.66	Pk	30.2	-27.7	1	-95.2	-53.04	-13	-40.04	V
5.25897	46.51	Pk	33.4	-26.2	1	-95.2	-40.49	-13	-27.49	V
7.18389	36.72	Pk	37	-24.1	1	-95.2	-44.58	-13	-31.58	V

Pk – Peak Detector

UL VERIFICATION SERVICES INC. FORM NO: CCSUP4701i
47173 BENICIA STREET, FREMONT, CA 94538, USA TEL: (510) 319-4000 FAX: (510) 661-0888
This report shall not be reproduced except in full, without the written approval of UL Verification Services Inc.

HSDPA MODE

Project #:	13259315
Date:	6/10/2020
Test Engineer:	45258
Configuration:	EUT Only
Mode:	HSDPA Band 4
Chamber #:	Chamber B

Frequency (GHz)	Meter Reading (dBuV)	Det	AF T962 (dB/m)	Amp/Cbl (dB)	HPF 2.7GHz T772 1-18GHz	EIRP CF	Corrected Reading (dBm)	Limit	Margin (dB)	Polarity
Low Channel, 1712.4MHz										
3.42649	39.03	Pk	30.5	-28	1	-95.2	-52.67	-13	-39.67	H
5.13785	37.74	Pk	33.9	-26.2	1	-95.2	-48.76	-13	-35.76	H
6.8516	35.4	Pk	36.1	-24.5	1	-95.2	-47.2	-13	-34.2	H
3.42359	38.39	Pk	30.5	-28	1	-95.2	-53.31	-13	-40.31	V
5.13671	37.46	Pk	33.9	-26.2	1	-95.2	-49.04	-13	-36.04	V
6.84969	35.54	Pk	36.1	-24.5	1	-95.2	-47.06	-13	-34.06	V
Mid Channel, 1732.6MHz										
3.46686	43.16	Pk	30.3	-27.9	1	-95.2	-48.64	-13	-35.64	H
5.20129	40.02	Pk	33.7	-26.2	1	-95.2	-46.68	-13	-33.68	H
6.93004	36.52	Pk	36.3	-24.7	1	-95.2	-46.08	-13	-33.08	H
3.46425	37.62	Pk	30.3	-27.9	1	-95.2	-54.18	-13	-41.18	V
5.19629	36.97	Pk	33.7	-26.3	1	-95.2	-49.83	-13	-36.83	V
6.93167	36.11	Pk	36.3	-24.7	1	-95.2	-46.49	-13	-33.49	V
High Channel, 1752.6MHz										
3.50638	37.25	Pk	30.3	-27.7	1	-95.2	-54.35	-13	-41.35	H
5.25816	37.02	Pk	33.4	-26.2	1	-95.2	-49.98	-13	-36.98	H
7.0105	36.05	Pk	36.6	-24.2	1	-95.2	-45.75	-13	-32.75	H
3.5031	37.28	Pk	30.2	-27.7	1	-95.2	-54.42	-13	-41.42	V
5.25863	37.27	Pk	33.4	-26.2	1	-95.2	-49.73	-13	-36.73	V
7.01021	35.6	Pk	36.6	-24.2	1	-95.2	-46.2	-13	-33.2	V

Pk – Peak Detector

UL VERIFICATION SERVICES INC. FORM NO: CCSUP4701i
47173 BENICIA STREET, FREMONT, CA 94538, USA TEL: (510) 319-4000 FAX: (510) 661-0888
This report shall not be reproduced except in full, without the written approval of UL Verification Services Inc.

9.4. FIELD STRENGTH OF SPURIOUS RADIATION, ANT3

9.4.1. GSM 1900

GPRS MODE

Project #:	13259315
Date:	7/14/2020
Test Engineer:	19212
Configuration:	EUT Only
Mode:	GSM1900 GPRS
Chamber #:	Chamber A

Frequency (GHz)	Meter Reading (dBuV)	Det	AF T136 (dB/m)	Amp/Cbl (dB)	HPF 2.7GHz T772 1-18GHz	EIRP CF	Corrected Reading (dBm)	Limit	Margin (dB)	Polarity
Low Channel, 1850.2MHz										
3.70081	39.77	Pk	33.4	-27.4	1	-95.2	-48.43	-13	-35.43	H
5.55077	43.49	Pk	35	-26.6	1	-95.2	-42.31	-13	-29.31	H
7.40171	35.89	Pk	36.2	-23.1	1	-95.2	-45.21	-13	-32.21	H
3.69985	39.92	Pk	33.4	-27.5	1	-95.2	-48.38	-13	-35.38	V
5.54854	38.21	Pk	35	-26.6	1	-95.2	-47.59	-13	-34.59	V
7.39967	36.02	Pk	36.2	-23.1	1	-95.2	-45.08	-13	-32.08	V
Mid Channel, 1880MHz										
3.75976	40.51	Pk	33.6	-27.1	1	-95.2	-47.19	-13	-34.19	H
5.63986	41.98	Pk	35.1	-26.4	1	-95.2	-43.52	-13	-30.52	H
7.51827	37.03	Pk	36	-23.3	1	-95.2	-44.47	-13	-31.47	H
3.75867	39.58	Pk	33.6	-27.1	1	-95.2	-48.12	-13	-35.12	V
5.64021	41.36	Pk	35.1	-26.4	1	-95.2	-44.14	-13	-31.14	V
7.52204	36.24	Pk	36	-23.3	1	-95.2	-45.26	-13	-32.26	V
High Channel, 1909.8MHz										
3.81895	40	Pk	33.7	-27.7	1	-95.2	-48.2	-13	-35.2	H
5.72962	40.17	Pk	35.2	-27.1	1	-95.2	-45.93	-13	-32.93	H
7.64114	34.84	Pk	35.9	-21.5	1	-95.2	-44.96	-13	-31.96	H
3.81996	41.25	Pk	33.7	-27.8	1	-95.2	-47.05	-13	-34.05	V
5.72961	41.66	Pk	35.2	-27.1	1	-95.2	-44.44	-13	-31.44	V
7.63911	35.22	Pk	35.9	-21.5	1	-95.2	-44.58	-13	-31.58	V

Pk – Peak Detector

UL VERIFICATION SERVICES INC. FORM NO: CCSUP4701i
47173 BENICIA STREET, FREMONT, CA 94538, USA TEL: (510) 319-4000 FAX: (510) 661-0888
This report shall not be reproduced except in full, without the written approval of UL Verification Services Inc.

EGPRS MODE

Project #:	13259315
Date:	4/14/2020
Test Engineer:	50822
Configuration:	EUT Only
Mode:	GSM1900 EGPRS
Chamber #:	Chamber A

Frequency (GHz)	Meter Reading (dBuV)	Det	AF T346 (dB/m)	Amp/Cbl (dB)	HPF 2.7GHz T772 1-18GHz	EIRP CF	Corrected Reading (dBm)	Limit	Margin (dB)	Polarity
Low Channel, 1850.2MHz										
3.71153	40.13	Pk	33.3	-29.9	1	-95.2	-50.67	-13	-37.67	H
5.56644	38.38	Pk	34.9	-27.9	1	-95.2	-48.82	-13	-35.82	H
7.36117	36.37	Pk	35.8	-24.7	1	-95.2	-46.73	-13	-33.73	H
3.70942	40.32	Pk	33.3	-29.9	1	-95.2	-50.48	-13	-37.48	V
5.55833	39.35	Pk	34.8	-27.9	1	-95.2	-47.95	-13	-34.95	V
7.35019	36.29	Pk	35.7	-24.5	1	-95.2	-46.71	-13	-33.71	V
Mid Channel, 1880MHz										
3.7716	40.79	Pk	33.6	-30.1	1	-95.2	-49.91	-13	-36.91	H
5.648	38.96	Pk	34.8	-28	1	-95.2	-48.44	-13	-35.44	H
7.52875	36.68	Pk	35.8	-24.5	1	-95.2	-46.22	-13	-33.22	H
3.78121	40.33	Pk	33.6	-30.1	1	-95.2	-50.37	-13	-37.37	V
5.5539	38.57	Pk	34.8	-27.8	1	-95.2	-48.63	-13	-35.63	V
7.42735	36.13	Pk	35.7	-24.9	1	-95.2	-47.27	-13	-34.27	V
High Channel, 1909.8MHz										
3.83271	40.83	Pk	33.7	-29.8	1	-95.2	-49.47	-13	-36.47	H
5.7653	38.6	Pk	35	-28.2	1	-95.2	-48.8	-13	-35.8	H
7.54697	36.04	Pk	35.8	-24.7	1	-95.2	-47.06	-13	-34.06	H
3.80321	40.03	Pk	33.7	-30.3	1	-95.2	-50.77	-13	-37.77	V
5.75291	39.5	Pk	34.9	-28.2	1	-95.2	-48	-13	-35	V
7.52383	36.36	Pk	35.7	-24.5	1	-95.2	-46.64	-13	-33.64	V

Pk – Peak Detector

UL VERIFICATION SERVICES INC. FORM NO: CCSUP4701i
47173 BENICIA STREET, FREMONT, CA 94538, USA TEL: (510) 319-4000 FAX: (510) 661-0888
This report shall not be reproduced except in full, without the written approval of UL Verification Services Inc.

9.4.2. WCDMA BAND 2

REL 99 MODE

Project #:	13259315
Date:	6/10/2020
Test Engineer:	45258
Configuration:	EUT Only
Mode:	REL 99 Band 2
Chamber #:	Chamber B

Frequency (GHz)	Meter Reading (dBuV)	Det	AF T962 (dB/m)	Amp/Cbl (dB)	HPF 2.7GHz T772 1-18GHz	EIRP CF	Corrected Reading (dBm)	Limit	Margin (dB)	Polarity
Low Channel, 1852.4MHz										
3.70377	39.29	Pk	30.3	-27.7	1	-95.2	-52.31	-13	-39.31	H
5.55835	37.2	Pk	33.2	-26.1	1	-95.2	-49.9	-13	-36.9	H
7.40977	35.12	Pk	36.8	-24	1	-95.2	-46.28	-13	-33.28	H
3.70534	38.39	Pk	30.3	-27.7	1	-95.2	-53.21	-13	-40.21	V
5.55805	37.5	Pk	33.2	-26.1	1	-95.2	-49.6	-13	-36.6	V
7.40759	35.1	Pk	36.8	-24	1	-95.2	-46.3	-13	-33.3	V
Mid Channel, 1880MHz										
3.76066	38.86	Pk	30.7	-27.7	1	-95.2	-52.34	-13	-39.34	H
5.63919	37.02	Pk	33.1	-26	1	-95.2	-50.08	-13	-37.08	H
7.52905	35.49	Pk	36.9	-23.8	1	-95.2	-45.61	-13	-32.61	H
3.75864	38.81	Pk	30.6	-27.7	1	-95.2	-52.49	-13	-39.49	V
5.63933	38.27	Pk	33.1	-26	1	-95.2	-48.83	-13	-35.83	V
7.53008	36.47	Pk	36.9	-23.8	1	-95.2	-44.63	-13	-31.63	V
High Channel, 1907.6MHz										
3.81709	39.08	Pk	31	-27.7	1	-95.2	-51.82	-13	-38.82	H
5.72337	37.34	Pk	33	-25.4	1	-95.2	-49.26	-13	-36.26	H
7.63135	35.12	Pk	36.9	-23.6	1	-95.2	-45.78	-13	-32.78	H
3.81363	38.82	Pk	31	-27.8	1	-95.2	-52.18	-13	-39.18	V
5.72363	36.43	Pk	33	-25.4	1	-95.2	-50.17	-13	-37.17	V
7.62986	35.65	Pk	36.9	-23.6	1	-95.2	-45.25	-13	-32.25	V

Pk – Peak Detector

UL VERIFICATION SERVICES INC. FORM NO: CCSUP4701i
47173 BENICIA STREET, FREMONT, CA 94538, USA TEL: (510) 319-4000 FAX: (510) 661-0888
This report shall not be reproduced except in full, without the written approval of UL Verification Services Inc.

HSDPA MODE

Project #:	13259315
Date:	6/10/2020
Test Engineer:	45258
Configuration:	EUT Only
Mode:	HSDPA Band 2
Chamber #:	Chamber B

Frequency (GHz)	Meter Reading (dBuV)	Det	AF T962 (dB/m)	Amp/Cbl (dB)	HPF 2.7GHz T772 1-18GHz	EIRP CF	Corrected Reading (dBm)	Limit	Margin (dB)	Polarity
Low Channel, 1852.4MHz										
3.70592	38.11	Pk	30.3	-27.7	1	-95.2	-53.49	-13	-40.49	H
5.55643	36.67	Pk	33.2	-26.1	1	-95.2	-50.43	-13	-37.43	H
7.40883	35.9	Pk	36.8	-24	1	-95.2	-45.5	-13	-32.5	H
3.70324	38.59	Pk	30.3	-27.7	1	-95.2	-53.01	-13	-40.01	V
5.55731	36.97	Pk	33.2	-26.1	1	-95.2	-50.13	-13	-37.13	V
7.40747	35.86	Pk	36.8	-24	1	-95.2	-45.54	-13	-32.54	V
Mid Channel, 1880MHz										
3.76026	38.16	Pk	30.6	-27.7	1	-95.2	-53.14	-13	-40.14	H
5.63933	37.5	Pk	33.1	-26	1	-95.2	-49.6	-13	-36.6	H
7.53199	35.7	Pk	36.9	-23.8	1	-95.2	-45.4	-13	-32.4	H
3.76108	38.83	Pk	30.7	-27.7	1	-95.2	-52.37	-13	-39.37	V
5.63967	37.29	Pk	33.1	-26	1	-95.2	-49.81	-13	-36.81	V
7.52951	36.6	Pk	36.9	-23.8	1	-95.2	-44.5	-13	-31.5	V
High Channel, 1907.6MHz										
3.81538	38.55	Pk	31	-27.7	1	-95.2	-52.35	-13	-39.35	H
5.72318	37.16	Pk	33	-25.4	1	-95.2	-49.44	-13	-36.44	H
7.62862	35.86	Pk	36.9	-23.6	1	-95.2	-45.04	-13	-32.04	H
3.81422	38.99	Pk	31	-27.8	1	-95.2	-52.01	-13	-39.01	V
5.72321	36.89	Pk	33	-25.4	1	-95.2	-49.71	-13	-36.71	V
7.62891	35.57	Pk	36.9	-23.6	1	-95.2	-45.33	-13	-32.33	V

Pk – Peak Detector

UL VERIFICATION SERVICES INC. FORM NO: CCSUP4701i
47173 BENICIA STREET, FREMONT, CA 94538, USA TEL: (510) 319-4000 FAX: (510) 661-0888
This report shall not be reproduced except in full, without the written approval of UL Verification Services Inc.

9.4.3. WCDMA BAND 4

REL 99 MODE

Project #:	13259315
Date:	6/10/2020
Test Engineer:	45258
Configuration:	EUT Only
Mode:	REL 99 Band 4
Chamber #:	Chamber B

Frequency (GHz)	Meter Reading (dBuV)	Det	AF T962 (dB/m)	Amp/Cbl (dB)	HPF 2.7GHz T772 1-18GHz	EIRP CF	Corrected Reading (dBm)	Limit	Margin (dB)	Polarity
Low Channel, 1712.4MHz										
3.42702	41.78	Pk	30.5	-28	1	-95.2	-49.92	-13	-36.92	H
5.13335	43.9	Pk	33.8	-26.2	1	-95.2	-42.7	-13	-29.7	H
6.8488	35.33	Pk	36.1	-24.5	1	-95.2	-47.27	-13	-34.27	H
3.42447	39.39	Pk	30.5	-28	1	-95.2	-52.31	-13	-39.31	V
5.13686	37.66	Pk	33.9	-26.2	1	-95.2	-48.84	-13	-35.84	V
6.84855	35.28	Pk	36.1	-24.5	1	-95.2	-47.32	-13	-34.32	V
Mid Channel, 1732.6MHz										
3.46368	40.98	Pk	30.3	-27.9	1	-95.2	-50.82	-13	-37.82	H
5.19557	42.13	Pk	33.7	-26.3	1	-95.2	-44.67	-13	-31.67	H
6.9315	36.59	Pk	36.3	-24.7	1	-95.2	-46.01	-13	-33.01	H
3.46643	37.66	Pk	30.3	-27.9	1	-95.2	-54.14	-13	-41.14	V
5.19685	37.86	Pk	33.7	-26.3	1	-95.2	-48.94	-13	-35.94	V
6.92974	35.94	Pk	36.3	-24.7	1	-95.2	-46.66	-13	-33.66	V
High Channel, 1752.6MHz										
3.50645	39.35	Pk	30.3	-27.7	1	-95.2	-52.25	-13	-39.25	H
5.25598	39.85	Pk	33.5	-26.3	1	-95.2	-47.15	-13	-34.15	H
7.01091	36.18	Pk	36.5	-24.2	1	-95.2	-45.72	-13	-32.72	H
3.50348	38.24	Pk	30.2	-27.7	1	-95.2	-53.46	-13	-40.46	V
5.25715	37.83	Pk	33.4	-26.3	1	-95.2	-49.27	-13	-36.27	V
7.01166	36.6	Pk	36.5	-24.2	1	-95.2	-45.3	-13	-32.3	V

Pk – Peak Detector

UL VERIFICATION SERVICES INC. FORM NO: CCSUP4701i
47173 BENICIA STREET, FREMONT, CA 94538, USA TEL: (510) 319-4000 FAX: (510) 661-0888
This report shall not be reproduced except in full, without the written approval of UL Verification Services Inc.

HSDPA MODE

Project #:	13259315
Date:	6/10/2020
Test Engineer:	45258
Configuration:	EUT Only
Mode:	HSDPA Band 2
Chamber #:	Chamber B

Frequency (GHz)	Meter Reading (dBuV)	Det	AF T962 (dB/m)	Amp/Cbl (dB)	HPF 2.7GHz T772 1-18GHz	EIRP CF	Corrected Reading (dBm)	Limit	Margin (dB)	Polarity
Low Channel, 1712.4MHz										
3.42371	37.74	Pk	30.5	-28	1	-95.2	-53.96	-13	-40.96	H
5.13767	37.43	Pk	33.9	-26.2	1	-95.2	-49.07	-13	-36.07	H
6.84999	35.56	Pk	36.1	-24.5	1	-95.2	-47.04	-13	-34.04	H
3.42594	38.74	Pk	30.5	-28	1	-95.2	-52.96	-13	-39.96	V
5.13629	37.13	Pk	33.9	-26.2	1	-95.2	-49.37	-13	-36.37	V
6.85197	35.84	Pk	36.1	-24.6	1	-95.2	-46.86	-13	-33.86	V
Mid Channel, 1732.6MHz										
3.46495	37.85	Pk	30.3	-27.9	1	-95.2	-53.95	-13	-40.95	H
5.19851	37.25	Pk	33.7	-26.3	1	-95.2	-49.55	-13	-36.55	H
6.92903	36.1	Pk	36.3	-24.7	1	-95.2	-46.5	-13	-33.5	H
3.46663	37.19	Pk	30.3	-27.9	1	-95.2	-54.61	-13	-41.61	V
5.19812	36.85	Pk	33.7	-26.3	1	-95.2	-49.95	-13	-36.95	V
6.93116	36.09	Pk	36.3	-24.7	1	-95.2	-46.51	-13	-33.51	V
High Channel, 1752.6MHz										
3.50413	37.92	Pk	30.2	-27.7	1	-95.2	-53.78	-13	-40.78	H
5.25926	37.31	Pk	33.4	-26.3	1	-95.2	-49.79	-13	-36.79	H
7.0092	35.33	Pk	36.6	-24.3	1	-95.2	-46.57	-13	-33.57	H
3.50462	37.27	Pk	30.2	-27.7	1	-95.2	-54.43	-13	-41.43	V
5.25654	36.59	Pk	33.5	-26.3	1	-95.2	-50.41	-13	-37.41	V
7.01006	35.92	Pk	36.6	-24.2	1	-95.2	-45.88	-13	-32.88	V

Pk – Peak Detector

UL VERIFICATION SERVICES INC. FORM NO: CCSUP4701i
47173 BENICIA STREET, FREMONT, CA 94538, USA TEL: (510) 319-4000 FAX: (510) 661-0888
This report shall not be reproduced except in full, without the written approval of UL Verification Services Inc.

9.5. FIELD STRENGTH OF SPURIOUS RADIATION, ANT4

9.5.1. GSM 1900

GPRS MODE

Project #:	13259315
Date:	4/21/2020
Test Engineer:	20792
Configuration:	EUT Only
Mode:	GPRS GSM1900
Chamber #:	Chamber A

Frequency (GHz)	Meter Reading (dBuV)	Det	AF T346 (dB/m)	Amp/Cbl (dB)	HPF 2.7GHz T772 1-18GHz	EIRP CF	Corrected Reading (dBm)	Limit	Margin (dB)	Polarity
Low Channel, 1850.2MHz										
3.70174	39.93	Pk	33.2	-30.1	1	-95.2	-51.17	-13	-38.17	H
5.55078	38	Pk	34.8	-27.9	1	-95.2	-49.3	-13	-36.3	H
7.4076	35.6	Pk	35.7	-24.6	1	-95.2	-47.5	-13	-34.5	H
3.70108	40.15	Pk	33.2	-30.1	1	-95.2	-50.95	-13	-37.95	V
5.55178	38.41	Pk	34.8	-27.9	1	-95.2	-48.89	-13	-35.89	V
7.40817	35.78	Pk	35.7	-24.6	1	-95.2	-47.32	-13	-34.32	V
Mid Channel, 1880MHz										
3.75922	40.55	Pk	33.5	-30.2	1	-95.2	-50.35	-13	-37.35	H
5.63649	38.18	Pk	34.8	-28	1	-95.2	-49.22	-13	-36.22	H
7.52299	35.99	Pk	35.7	-24.5	1	-95.2	-47.01	-13	-34.01	H
3.7583	40.99	Pk	33.5	-30.2	1	-95.2	-49.91	-13	-36.91	V
5.63675	38.24	Pk	34.8	-28	1	-95.2	-49.16	-13	-36.16	V
7.52404	36.36	Pk	35.7	-24.5	1	-95.2	-46.64	-13	-33.64	V
High Channel, 1909.8MHz										
3.8174	40.5	Pk	33.7	-30.1	1	-95.2	-50.1	-13	-37.1	H
5.7234	38.23	Pk	34.9	-28.1	1	-95.2	-49.17	-13	-36.17	H
7.64168	36.27	Pk	35.8	-24.1	1	-95.2	-46.23	-13	-33.23	H
3.81712	40.32	Pk	33.7	-30.1	1	-95.2	-50.28	-13	-37.28	V
5.72354	38.05	Pk	34.9	-28.1	1	-95.2	-49.35	-13	-36.35	V
7.64114	36.01	Pk	35.8	-24.1	1	-95.2	-46.49	-13	-33.49	V

Pk – Peak Detector

UL VERIFICATION SERVICES INC. FORM NO: CCSUP4701i
47173 BENICIA STREET, FREMONT, CA 94538, USA TEL: (510) 319-4000 FAX: (510) 661-0888
This report shall not be reproduced except in full, without the written approval of UL Verification Services Inc.

EGPRS MODE

Project #:	13259315
Date:	4/21/2020
Test Engineer:	20792
Configuration:	EUT Only
Mode:	EGPRS GSM1900
Chamber #:	Chamber A

Frequency (GHz)	Meter Reading (dBuV)	Det	AF T346 (dB/m)	Amp/Cbl (dB)	HPF 2.7GHz T772 1-18GHz	EIRP CF	Corrected Reading (dBm)	Limit	Margin (dB)	Polarity
Low Channel, 1850.2MHz										
3.72517	40.46	Pk	33.4	-30	1	-95.2	-50.34	-13	-37.34	H
5.54939	38.39	Pk	34.8	-27.9	1	-95.2	-48.91	-13	-35.91	H
7.40732	35.78	Pk	35.7	-24.6	1	-95.2	-47.32	-13	-34.32	H
3.7002	39.92	Pk	33.2	-30.1	1	-95.2	-51.18	-13	-38.18	V
5.5518	38.07	Pk	34.8	-27.9	1	-95.2	-49.23	-13	-36.23	V
7.40608	36.44	Pk	35.7	-24.6	1	-95.2	-46.66	-13	-33.66	V
Mid Channel, 1880MHz										
3.7573	39.96	Pk	33.5	-30.2	1	-95.2	-50.94	-13	-37.94	H
5.63676	38.41	Pk	34.8	-28	1	-95.2	-48.99	-13	-35.99	H
7.52146	36.62	Pk	35.7	-24.4	1	-95.2	-46.28	-13	-33.28	H
3.75677	39.96	Pk	33.5	-30.2	1	-95.2	-50.94	-13	-37.94	V
5.63857	38.58	Pk	34.8	-28	1	-95.2	-48.82	-13	-35.82	V
7.52385	35.8	Pk	35.7	-24.5	1	-95.2	-47.2	-13	-34.2	V
High Channel, 1909.8MHz										
3.81608	41.02	Pk	33.7	-30.1	1	-95.2	-49.58	-13	-36.58	H
5.72535	38.54	Pk	34.9	-28.1	1	-95.2	-48.86	-13	-35.86	H
7.63858	36.01	Pk	35.8	-24.1	1	-95.2	-46.49	-13	-33.49	H
3.81684	40.19	Pk	33.7	-30.1	1	-95.2	-50.41	-13	-37.41	V
5.72415	38.07	Pk	34.9	-28.1	1	-95.2	-49.33	-13	-36.33	V
7.63934	35.86	Pk	35.8	-24.1	1	-95.2	-46.64	-13	-33.64	V

Pk – Peak Detector

UL VERIFICATION SERVICES INC. FORM NO: CCSUP4701i
47173 BENICIA STREET, FREMONT, CA 94538, USA TEL: (510) 319-4000 FAX: (510) 661-0888
This report shall not be reproduced except in full, without the written approval of UL Verification Services Inc.

9.5.2. WCDMA BAND 2

REL 99 MODE

Project #:	13259315
Date:	6/10/2020
Test Engineer:	19206
Configuration:	EUT Only
Mode:	REL 99 Band 2
Chamber #:	Chamber B

Frequency (GHz)	Meter Reading (dBuV)	Det	AF T962 (dB/m)	Amp/Cbl (dB)	HPF 2.7GHz T772 1-18GHz	EIRP CF	Corrected Reading (dBm)	Limit	Margin (dB)	Polarity
Low Channel, 1852.4MHz										
3.68878	39	Pk	30.2	-27.6	1	-95.2	-52.6	-13	-39.6	H
4.99661	37.43	Pk	33.6	-25.9	1	-95.2	-49.07	-13	-36.07	H
6.40617	36.82	Pk	34.7	-24.8	1	-95.2	-47.48	-13	-34.48	H
3.62668	38.38	Pk	30.1	-27.8	1	-95.2	-53.52	-13	-40.52	V
4.99411	38.47	Pk	33.6	-25.9	1	-95.2	-48.03	-13	-35.03	V
7.48596	36	Pk	36.7	-23.9	1	-95.2	-45.4	-13	-32.4	V
Mid Channel, 1880MHz										
3.77768	38.7	Pk	30.7	-27.8	1	-95.2	-52.6	-13	-39.6	H
5.64299	45.44	Pk	33.2	-26	1	-95.2	-41.56	-13	-28.56	H
7.56812	35.41	Pk	36.9	-24.1	1	-95.2	-45.99	-13	-32.99	H
3.76911	38.94	Pk	30.8	-27.8	1	-95.2	-52.26	-13	-39.26	V
5.63633	43.8	Pk	33.1	-26	1	-95.2	-43.3	-13	-30.3	V
7.53613	35.9	Pk	36.9	-23.9	1	-95.2	-45.3	-13	-32.3	V
High Channel, 1907.6MHz										
3.81938	38.88	Pk	30.9	-27.8	1	-95.2	-52.22	-13	-39.22	H
5.71912	42.22	Pk	33	-25.4	1	-95.2	-44.38	-13	-31.38	H
7.60361	36.02	Pk	36.9	-23.7	1	-95.2	-44.98	-13	-31.98	H
3.81796	38.82	Pk	30.9	-27.7	1	-95.2	-52.18	-13	-39.18	V
5.72538	40.83	Pk	33	-25.4	1	-95.2	-45.77	-13	-32.77	V
7.59171	36.6	Pk	36.9	-23.8	1	-95.2	-44.5	-13	-31.5	V

Pk – Peak Detector

UL VERIFICATION SERVICES INC. FORM NO: CCSUP4701i
47173 BENICIA STREET, FREMONT, CA 94538, USA TEL: (510) 319-4000 FAX: (510) 661-0888
This report shall not be reproduced except in full, without the written approval of UL Verification Services Inc.

HSDPA MODE

Project #:	13259315
Date:	6/10/2020
Test Engineer:	19206
Configuration:	EUT Only
Mode:	HSDPA Band 2
Chamber #:	Chamber B

Frequency (GHz)	Meter Reading (dBuV)	Det	AF T962 (dB/m)	Amp/Cbl (dB)	HPF 2.7GHz T772 1-18GHz	EIRP CF	Corrected Reading (dBm)	Limit	Margin (dB)	Polarity
Low Channel, 1852.4MHz										
3.70233	39.44	Pk	30.3	-27.6	1	-95.2	-52.06	-13	-39.06	H
5.55963	39.9	Pk	33.2	-26.1	1	-95.2	-47.2	-13	-34.2	H
7.26848	36.14	Pk	37.2	-23.4	1	-95.2	-44.26	-13	-31.26	H
3.68062	38.26	Pk	30.2	-27.7	1	-95.2	-53.44	-13	-40.44	V
5.55936	37.48	Pk	33.2	-26.1	1	-95.2	-49.62	-13	-36.62	V
7.66277	35.62	Pk	37	-23.4	1	-95.2	-44.98	-13	-31.98	V
Mid Channel, 1880MHz										
3.76535	38.95	Pk	30.7	-27.8	1	-95.2	-52.35	-13	-39.35	H
5.64317	43.12	Pk	33.2	-26	1	-95.2	-43.88	-13	-30.88	H
7.53464	35.76	Pk	36.9	-23.8	1	-95.2	-45.34	-13	-32.34	H
3.76119	39.15	Pk	30.7	-27.7	1	-95.2	-52.05	-13	-39.05	V
5.63719	38.7	Pk	33.1	-26	1	-95.2	-48.4	-13	-35.4	V
7.49289	35.35	Pk	36.8	-23.9	1	-95.2	-45.95	-13	-32.95	V
High Channel, 1907.6MHz										
3.81873	39.47	Pk	30.9	-27.7	1	-95.2	-51.53	-13	-38.53	H
5.74104	36.42	Pk	33.1	-25.3	1	-95.2	-49.98	-13	-36.98	H
7.66085	35.93	Pk	37	-23.3	1	-95.2	-44.57	-13	-31.57	H
3.79408	38.69	Pk	30.8	-27.8	1	-95.2	-52.51	-13	-39.51	V
5.73133	36.34	Pk	33.1	-25.4	1	-95.2	-50.16	-13	-37.16	V
7.6114	35.8	Pk	36.9	-23.7	1	-95.2	-45.2	-13	-32.2	V

Pk – Peak Detector

UL VERIFICATION SERVICES INC. FORM NO: CCSUP4701i
47173 BENICIA STREET, FREMONT, CA 94538, USA TEL: (510) 319-4000 FAX: (510) 661-0888
This report shall not be reproduced except in full, without the written approval of UL Verification Services Inc.

9.5.3. WCDMA BAND 4

REL 99 MODE

Project #:	13259315
Date:	6/10/2020
Test Engineer:	19206
Configuration:	EUT Only
Mode:	REL 99 Band 4
Chamber #:	Chamber B

Frequency (GHz)	Meter Reading (dBuV)	Det	AF T962 (dB/m)	Amp/Cbl (dB)	HPF 2.7GHz T772 1-18GHz	EIRP CF	Corrected Reading (dBm)	Limit	Margin (dB)	Polarity
Low Channel, 1712.4MHz										
3.36722	38.55	Pk	31	-28	1	-95.2	-52.65	-13	-39.65	H
5.137	38.22	Pk	33.9	-26.2	1	-95.2	-48.28	-13	-35.28	H
6.81933	35.66	Pk	36.1	-24.8	1	-95.2	-47.24	-13	-34.24	H
3.35384	38.48	Pk	31	-28.1	1	-95.2	-52.82	-13	-39.82	V
5.13584	38.57	Pk	33.9	-26.2	1	-95.2	-47.93	-13	-34.93	V
6.80949	36.67	Pk	36	-24.8	1	-95.2	-46.33	-13	-33.33	V
Mid Channel, 1732.6MHz										
3.41886	38.99	Pk	30.6	-28.1	1	-95.2	-52.71	-13	-39.71	H
5.19501	40.87	Pk	33.7	-26.3	1	-95.2	-45.93	-13	-32.93	H
6.94241	36.11	Pk	36.3	-24.6	1	-95.2	-46.39	-13	-33.39	H
3.37153	38.42	Pk	30.9	-28	1	-95.2	-52.88	-13	-39.88	V
5.20163	41.14	Pk	33.7	-26.2	1	-95.2	-45.56	-13	-32.56	V
6.88813	35.7	Pk	36.1	-24.6	1	-95.2	-47	-13	-34	V
High Channel, 1752.6MHz										
3.49457	38.11	Pk	30.2	-27.6	1	-95.2	-53.49	-13	-40.49	H
5.26135	42.2	Pk	33.4	-26.3	1	-95.2	-44.9	-13	-31.9	H
7.06758	36.23	Pk	36.7	-23.8	1	-95.2	-45.07	-13	-32.07	H
3.51843	37.86	Pk	30.1	-27.8	1	-95.2	-54.04	-13	-41.04	V
5.25429	44.61	Pk	33.5	-26.4	1	-95.2	-42.49	-13	-29.49	V
7.06455	36.41	Pk	36.6	-23.9	1	-95.2	-45.09	-13	-32.09	V

Pk – Peak Detector

UL VERIFICATION SERVICES INC. FORM NO: CCSUP4701i
47173 BENICIA STREET, FREMONT, CA 94538, USA TEL: (510) 319-4000 FAX: (510) 661-0888
This report shall not be reproduced except in full, without the written approval of UL Verification Services Inc.

HSDPA MODE

Project #:	13259315
Date:	6/10/2020
Test Engineer:	19206
Configuration:	EUT Only
Mode:	HSDPA Band 4
Chamber #:	Chamber B

Frequency (GHz)	Meter Reading (dBuV)	Det	AF T962 (dB/m)	Amp/Cbl (dB)	HPF 2.7GHz T772 1-18GHz	EIRP CF	Corrected Reading (dBm)	Limit	Margin (dB)	Polarity
Low Channel, 1712.4MHz										
3.41377	38.31	Pk	30.6	-28.1	1	-95.2	-53.39	-13	-40.39	H
5.1347	42.16	Pk	33.8	-26.2	1	-95.2	-44.44	-13	-31.44	H
6.75881	36.72	Pk	35.8	-24.9	1	-95.2	-46.58	-13	-33.58	H
3.42134	38.52	Pk	30.6	-28	1	-95.2	-53.08	-13	-40.08	V
5.13972	40.03	Pk	33.8	-26.2	1	-95.2	-46.57	-13	-33.57	V
6.75464	36.7	Pk	35.8	-24.8	1	-95.2	-46.5	-13	-33.5	V
Mid Channel, 1732.6MHz										
3.47734	38.07	Pk	30.2	-27.8	1	-95.2	-53.73	-13	-40.73	H
5.20082	52.22	Pk	33.7	-26.2	1	-95.2	-34.48	-13	-21.48	H
6.824	35.95	Pk	36.1	-24.7	1	-95.2	-46.85	-13	-33.85	H
3.43057	38.31	Pk	30.6	-28	1	-95.2	-53.29	-13	-40.29	V
5.19776	38.41	Pk	33.7	-26.3	1	-95.2	-48.39	-13	-35.39	V
6.82849	37.02	Pk	36	-24.7	1	-95.2	-45.88	-13	-32.88	V
High Channel, 1752.6MHz										
3.54406	38.29	Pk	30.1	-27.8	1	-95.2	-53.61	-13	-40.61	H
5.26021	41.44	Pk	33.4	-26.3	1	-95.2	-45.66	-13	-32.66	H
7.13114	35.96	Pk	36.7	-23.9	1	-95.2	-45.44	-13	-32.44	H
3.53771	38.38	Pk	30.2	-27.9	1	-95.2	-53.52	-13	-40.52	V
5.25471	38.29	Pk	33.5	-26.4	1	-95.2	-48.81	-13	-35.81	V
7.12089	36.83	Pk	36.8	-23.8	1	-95.2	-44.37	-13	-31.37	V

Pk – Peak Detector

UL VERIFICATION SERVICES INC. FORM NO: CCSUP4701i
47173 BENICIA STREET, FREMONT, CA 94538, USA TEL: (510) 319-4000 FAX: (510) 661-0888
This report shall not be reproduced except in full, without the written approval of UL Verification Services Inc.

10. SETUP PHOTOS

Please refer to 13259315-EP1V1 for setup photos

END OF REPORT

This report shall not be reproduced except in full, without the written approval of UL Verification Services Inc.