# HAC-RF Emission ANT1

Communication System: UID 10021 - CAA, GSM-FDD (TDMA, GMSK); Frequency: 824.2 MHz; Duty Cycle: 1:8.6896
Phantom section: RF Section
DASY5 Configuration:
- Probe: EF3DV3 - SN4041; ConvF(1, 1, 1) @ 824.2 MHz; Calibrated: 3/18/2020
- Sensor-Surface: (Fix Surface)
- Electronics: DAE4 Sn1257; Calibrated: 10/10/2019
- Phantom: HAC Test Arch with AMCC; Type: SD HAC P01 BB
- Measurement SW: DASY52, Version 52.10 (2);SEMCAD X Version 14.6.12 (7470)

## GSM850 E-Field measurement/Voice_ch 128/Hearing Aid Compatibility Test (101x101x1): Interpolated grid: dx=0.5000 mm, dy=0.5000 mm

Device Reference Point: 0, 0, -6.3 mm
Reference Value = 36.50 V/m; Power Drift = -0.08 dB
Applied MIF = 3.63 dB
RF audio interference level = 33.78 dBV/m
**Emission category: M4**

MIF scaled E-field

| | | |
|---|---|---|
| Grid 1 **M4** **30.71 dBV/m** | Grid 2 **M4** **33.8 dBV/m** | Grid 3 **M4** **33.93 dBV/m** |
| Grid 4 **M4** **30.2 dBV/m** | Grid 5 **M4** **33.78 dBV/m** | Grid 6 **M4** **33.99 dBV/m** |
| Grid 7 **M4** **29.8 dBV/m** | Grid 8 **M4** **33.45 dBV/m** | Grid 9 **M4** **33.65 dBV/m** |




0 dB = 50.09 V/m = 34.00 dBV/m

## HAC-RF Emission ANT1

Communication System: UID 10021 - CAA, GSM-FDD (TDMA, GMSK); Frequency: 836.6 MHz; Duty Cycle: 1:8.6896
Phantom section: RF Section
DASY5 Configuration:
- Probe: EF3DV3 - SN4041; ConvF(1, 1, 1) @ 836.6 MHz; Calibrated: 3/18/2020
- Sensor-Surface: (Fix Surface)
- Electronics: DAE4 Sn1257; Calibrated: 10/10/2019
- Phantom: HAC Test Arch with AMCC; Type: SD HAC P01 BB
- Measurement SW: DASY52, Version 52.10 (2);SEMCAD X Version 14.6.12 (7470)

## GSM850 E-Field measurement/Voice_ch 190/Hearing Aid Compatibility Test (101x101x1): Interpolated grid: dx=0.5000 mm, dy=0.5000 mm

Device Reference Point: 0, 0, -6.3 mm
Reference Value = 38.02 V/m; Power Drift = 0.04 dB
Applied MIF = 3.63 dB
RF audio interference level = 33.34 dBV/m
**Emission category: M4**

MIF scaled E-field

| | | |
|---|---|---|
| Grid 1 **M4** **31.1 dBV/m** | Grid 2 **M4** **33.4 dBV/m** | Grid 3 **M4** **33.5 dBV/m** |
| Grid 4 **M4** **30.88 dBV/m** | Grid 5 **M4** **33.34 dBV/m** | Grid 6 **M4** **33.51 dBV/m** |
| Grid 7 **M4** **30.81 dBV/m** | Grid 8 **M4** **33.04 dBV/m** | Grid 9 **M4** **33.15 dBV/m** |




0 dB = 47.39 V/m = 33.51 dBV/m

## HAC-RF Emission ANT1

Communication System: UID 10021 - CAA, GSM-FDD (TDMA, GMSK); Frequency: 848.6 MHz; Duty Cycle: 1:8.6896
Phantom section: RF Section
DASY5 Configuration:
- Probe: EF3DV3 - SN4041; ConvF(1, 1, 1) @ 848.6 MHz; Calibrated: 3/18/2020
- Sensor-Surface: (Fix Surface)
- Electronics: DAE4 Sn1257; Calibrated: 10/10/2019
- Phantom: HAC Test Arch with AMCC; Type: SD HAC P01 BB
- Measurement SW: DASY52, Version 52.10 (2);SEMCAD X Version 14.6.12 (7470)

## GSM850 E-Field measurement/Voice_ch 251/Hearing Aid Compatibility Test (101x101x1): Interpolated grid: dx=0.5000 mm, dy=0.5000 mm

Device Reference Point: 0, 0, -6.3 mm
Reference Value = 41.22 V/m; Power Drift = -0.02 dB
Applied MIF = 3.63 dB
RF audio interference level = 32.81 dBV/m
**Emission category: M4**

MIF scaled E-field

| | | |
|---|---|---|
| Grid 1 **M4** **31.59 dBV/m** | Grid 2 **M4** **32.67 dBV/m** | Grid 3 **M4** **32.67 dBV/m** |
| Grid 4 **M4** **31.69 dBV/m** | Grid 5 **M4** **32.81 dBV/m** | Grid 6 **M4** **32.77 dBV/m** |
| Grid 7 **M4** **31.71 dBV/m** | Grid 8 **M4** **32.56 dBV/m** | Grid 9 **M4** **32.54 dBV/m** |




0 dB = 43.70 V/m = 32.81 dBV/m

## HAC-RF Emission ANT1

Communication System: UID 10021 - CAA, GSM-FDD (TDMA, GMSK); Frequency: 1850.2 MHz; Duty Cycle: 1:8.6896
Phantom section: RF Section
DASY5 Configuration:
- Probe: EF3DV3 - SN4041; ConvF(1, 1, 1) @ 1850.2 MHz; Calibrated: 3/18/2020
- Sensor-Surface: (Fix Surface)
- Electronics: DAE4 Sn1257; Calibrated: 10/10/2019
- Phantom: HAC Test Arch with AMCC; Type: SD HAC P01 BB
- Measurement SW: DASY52, Version 52.10 (2);SEMCAD X Version 14.6.12 (7470)

## GSM1900 E-Field measurement/Voice_ch 512/Hearing Aid Compatibility Test (101x101x1): Interpolated grid: dx=0.5000 mm, dy=0.5000 mm

Device Reference Point: 0, 0, -6.3 mm
Reference Value = 17.60 V/m; Power Drift = 0.15 dB
Applied MIF = 3.63 dB
RF audio interference level = 29.15 dBV/m
**Emission category: M4**

MIF scaled E-field

| | | |
|---|---|---|
| Grid 1 **M4** **28.22 dBV/m** | Grid 2 **M4** **28.61 dBV/m** | Grid 3 **M4** **27.73 dBV/m** |
| Grid 4 **M4** **25.1 dBV/m** | Grid 5 **M4** **29.15 dBV/m** | Grid 6 **M4** **29.29 dBV/m** |
| Grid 7 **M4** **27.72 dBV/m** | Grid 8 **M3** **31.21 dBV/m** | Grid 9 **M3** **31.24 dBV/m** |




0 dB = 36.49 V/m = 31.24 dBV/m

## HAC-RF Emission ANT1

Communication System: UID 10021 - CAA, GSM-FDD (TDMA, GMSK); Frequency: 1880 MHz; Duty Cycle: 1:8.6896
Phantom section: RF Section
DASY5 Configuration:
- Probe: EF3DV3 - SN4041; ConvF(1, 1, 1) @ 1880 MHz; Calibrated: 3/18/2020
- Sensor-Surface: (Fix Surface)
- Electronics: DAE4 Sn1257; Calibrated: 10/10/2019
- Phantom: HAC Test Arch with AMCC; Type: SD HAC P01 BB
- Measurement SW: DASY52, Version 52.10 (2);SEMCAD X Version 14.6.12 (7470)

## GSM1900 E-Field measurement/Voice_ch 661/Hearing Aid Compatibility Test (101x101x1): Interpolated grid: dx=0.5000 mm, dy=0.5000 mm

Device Reference Point: 0, 0, -6.3 mm
Reference Value = 15.67 V/m; Power Drift = 0.06 dB
Applied MIF = 3.63 dB
RF audio interference level = 29.75 dBV/m
**Emission category: M4**

MIF scaled E-field

| | | |
|---|---|---|
| Grid 1 **M4** **29.18 dBV/m** | Grid 2 **M4** **29.75 dBV/m** | Grid 3 **M4** **29.13 dBV/m** |
| Grid 4 **M4** **24.84 dBV/m** | Grid 5 **M4** **27.95 dBV/m** | Grid 6 **M4** **28.08 dBV/m** |
| Grid 7 **M4** **26.76 dBV/m** | Grid 8 **M3** **30.13 dBV/m** | Grid 9 **M3** **30.14 dBV/m** |




0 dB = 32.14 V/m = 30.14 dBV/m

## HAC-RF Emission ANT1

Communication System: UID 10021 - CAA, GSM-FDD (TDMA, GMSK); Frequency: 1909.8 MHz; Duty Cycle: 1:8.6896
Phantom section: RF Section
DASY5 Configuration:
- Probe: EF3DV3 - SN4041; ConvF(1, 1, 1) @ 1909.8 MHz; Calibrated: 3/18/2020
- Sensor-Surface: (Fix Surface)
- Electronics: DAE4 Sn1257; Calibrated: 10/10/2019
- Phantom: HAC Test Arch with AMCC; Type: SD HAC P01 BB
- Measurement SW: DASY52, Version 52.10 (2);SEMCAD X Version 14.6.12 (7470)

## GSM1900 E-Field measurement/Voice_ch 810/Hearing Aid Compatibility Test (101x101x1): Interpolated grid: dx=0.5000 mm, dy=0.5000 mm

Device Reference Point: 0, 0, -6.3 mm
Reference Value = 16.93 V/m; Power Drift = -0.12 dB
Applied MIF = 3.63 dB
RF audio interference level = 29.49 dBV/m
**Emission category: M4**

MIF scaled E-field

| | | |
|---|---|---|
| Grid 1 **M4** **29.28 dBV/m** | Grid 2 **M3** **30.38 dBV/m** | Grid 3 **M4** **29.9 dBV/m** |
| Grid 4 **M4** **25.16 dBV/m** | Grid 5 **M4** **27.78 dBV/m** | Grid 6 **M4** **27.85 dBV/m** |
| Grid 7 **M4** **26.23 dBV/m** | Grid 8 **M4** **29.49 dBV/m** | Grid 9 **M4** **29.49 dBV/m** |




0 dB = 33.03 V/m = 30.38 dBV/m

## HAC-RF Emission ANT1

Communication System: UID 10295 - AAB, CDMA2000, RC1, SO3, 1/8th Rate 25 fr.; Frequency: 824.7 MHz; Duty Cycle: 1:17.746
Phantom section: RF Section
DASY5 Configuration:
- Probe: EF3DV3 - SN4041; ConvF(1, 1, 1) @ 824.7 MHz; Calibrated: 3/18/2020
- Sensor-Surface: (Fix Surface)
- Electronics: DAE4 Sn1257; Calibrated: 10/10/2019
- Phantom: HAC Test Arch with AMCC; Type: SD HAC P01 BB
- Measurement SW: DASY52, Version 52.10 (2);SEMCAD X Version 14.6.12 (7470)

## CDMA2000 BC0 E-Field measurement/RC1_SO3_Ch.1013/Hearing Aid Compatibility Test (101x101x1): Interpolated grid: dx=0.5000 mm, dy=0.5000 mm

Device Reference Point: 0, 0, -6.3 mm
Reference Value = 17.33 V/m; Power Drift = -0.08 dB
Applied MIF = 3.26 dB
RF audio interference level = 26.23 dBV/m
**Emission category: M4**

MIF scaled E-field

| | | |
|---|---|---|
| Grid 1 **M4** **23.34 dBV/m** | Grid 2 **M4** **26.05 dBV/m** | Grid 3 **M4** **26.19 dBV/m** |
| Grid 4 **M4** **23.67 dBV/m** | Grid 5 **M4** **26.23 dBV/m** | Grid 6 **M4** **26.34 dBV/m** |
| Grid 7 **M4** **23.82 dBV/m** | Grid 8 **M4** **25.95 dBV/m** | Grid 9 **M4** **26.03 dBV/m** |




0 dB = 20.74 V/m = 26.34 dBV/m

## HAC-RF Emission ANT1

Communication System: UID 10295 - AAB, CDMA2000, RC1, SO3, 1/8th Rate 25 fr.; Frequency: 836.52 MHz; Duty Cycle: 1:17.746
Phantom section: RF Section
DASY5 Configuration:
- Probe: EF3DV3 - SN4041; ConvF(1, 1, 1) @ 836.52 MHz; Calibrated: 3/18/2020
- Sensor-Surface: (Fix Surface)
- Electronics: DAE4 Sn1257; Calibrated: 10/10/2019
- Phantom: HAC Test Arch with AMCC; Type: SD HAC P01 BB
- Measurement SW: DASY52, Version 52.10 (2);SEMCAD X Version 14.6.12 (7470)

## CDMA2000 BC0 E-Field measurement/RC1_SO3_Ch.384/Hearing Aid Compatibility Test (101x101x1): Interpolated grid: dx=0.5000 mm, dy=0.5000 mm

Device Reference Point: 0, 0, -6.3 mm
Reference Value = 16.99 V/m; Power Drift = -0.10 dB
Applied MIF = 3.26 dB
RF audio interference level = 24.78 dBV/m
**Emission category: M4**

MIF scaled E-field

| | | |
|---|---|---|
| Grid 1 **M4** **23.38 dBV/m** | Grid 2 **M4** **24.46 dBV/m** | Grid 3 **M4** **24.23 dBV/m** |
| Grid 4 **M4** **23.57 dBV/m** | Grid 5 **M4** **24.78 dBV/m** | Grid 6 **M4** **24.55 dBV/m** |
| Grid 7 **M4** **23.87 dBV/m** | Grid 8 **M4** **24.72 dBV/m** | Grid 9 **M4** **24.4 dBV/m** |




0 dB = 17.34 V/m = 24.78 dBV/m

## HAC-RF Emission ANT1

Communication System: UID 10295 - AAB, CDMA2000, RC1, SO3, 1/8th Rate 25 fr.; Frequency: 848.31 MHz; Duty Cycle: 1:17.746
Phantom section: RF Section
DASY5 Configuration:
- Probe: EF3DV3 - SN4041; ConvF(1, 1, 1) @ 848.31 MHz; Calibrated: 3/18/2020
- Sensor-Surface: (Fix Surface)
- Electronics: DAE4 Sn1257; Calibrated: 10/10/2019
- Phantom: HAC Test Arch with AMCC; Type: SD HAC P01 BB
- Measurement SW: DASY52, Version 52.10 (2);SEMCAD X Version 14.6.12 (7470)

## CDMA2000 BC0 E-Field measurement/RC1_SO3_Ch.777/Hearing Aid Compatibility Test (101x101x1): Interpolated grid: dx=0.5000 mm, dy=0.5000 mm

Device Reference Point: 0, 0, -6.3 mm
Reference Value = 17.42 V/m; Power Drift = 0.01 dB
Applied MIF = 3.26 dB
RF audio interference level = 25.03 dBV/m
**Emission category: M4**

MIF scaled E-field

| | | |
|---|---|---|
| Grid 1 **M4** **24.09 dBV/m** | Grid 2 **M4** **24.69 dBV/m** | Grid 3 **M4** **24.31 dBV/m** |
| Grid 4 **M4** **24.44 dBV/m** | Grid 5 **M4** **25.03 dBV/m** | Grid 6 **M4** **24.5 dBV/m** |
| Grid 7 **M4** **24.38 dBV/m** | Grid 8 **M4** **25.22 dBV/m** | Grid 9 **M4** **24.94 dBV/m** |




0 dB = 18.23 V/m = 25.22 dBV/m

## HAC-RF Emission ANT1

Communication System: UID 10295 - AAB, CDMA2000, RC1, SO3, 1/8th Rate 25 fr.; Frequency: 1851.25 MHz; Duty Cycle: 1:17.746
Phantom section: RF Section
DASY5 Configuration:
- Probe: EF3DV3 - SN4041; ConvF(1, 1, 1) @ 1851.25 MHz; Calibrated: 3/18/2020
- Sensor-Surface: (Fix Surface)
- Electronics: DAE4 Sn1257; Calibrated: 10/10/2019
- Phantom: HAC Test Arch with AMCC; Type: SD HAC P01 BB
- Measurement SW: DASY52, Version 52.10 (2);SEMCAD X Version 14.6.12 (7470)

## CDMA2000 BC1 E-Field measurement/RC1_SO3_Ch.25/Hearing Aid Compatibility Test (101x101x1): Interpolated grid: dx=0.5000 mm, dy=0.5000 mm

Device Reference Point: 0, 0, -6.3 mm
Reference Value = 7.454 V/m; Power Drift = -0.02 dB
Applied MIF = 3.26 dB
RF audio interference level = 20.03 dBV/m
**Emission category: M4**

MIF scaled E-field

| | | |
|---|---|---|
| Grid 1 **M4** **15.33 dBV/m** | Grid 2 **M4** **20.03 dBV/m** | Grid 3 **M4** **19.95 dBV/m** |
| Grid 4 **M4** **16.95 dBV/m** | Grid 5 **M4** **19.32 dBV/m** | Grid 6 **M4** **19.57 dBV/m** |
| Grid 7 **M4** **20.65 dBV/m** | Grid 8 **M4** **21 dBV/m** | Grid 9 **M4** **20.96 dBV/m** |

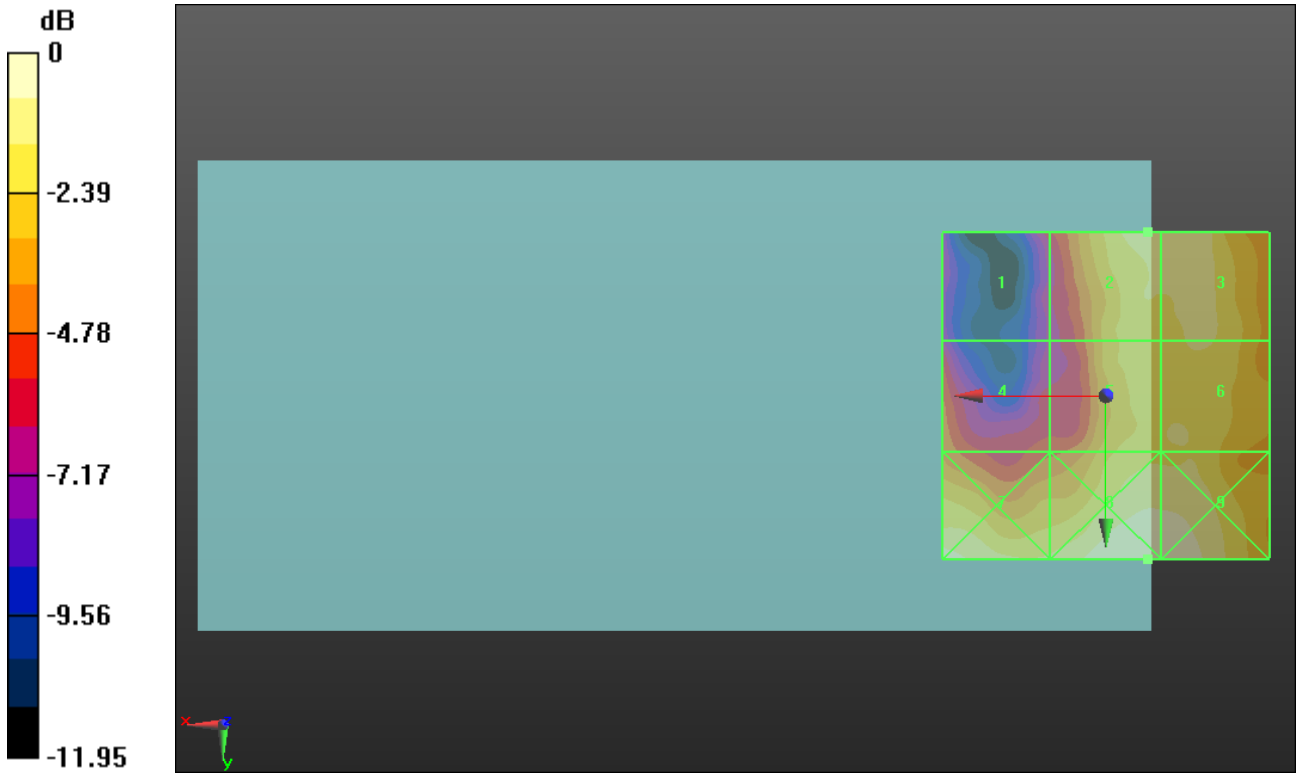


0 dB = 11.22 V/m = 21.00 dBV/m

## HAC-RF Emission ANT1

Communication System: UID 10295 - AAB, CDMA2000, RC1, SO3, 1/8th Rate 25 fr.; Frequency: 1880 MHz; Duty Cycle: 1:17.746
Phantom section: RF Section
DASY5 Configuration:
- Probe: EF3DV3 - SN4041; ConvF(1, 1, 1) @ 1880 MHz; Calibrated: 3/18/2020
- Sensor-Surface: (Fix Surface)
- Electronics: DAE4 Sn1257; Calibrated: 10/10/2019
- Phantom: HAC Test Arch with AMCC; Type: SD HAC P01 BB
- Measurement SW: DASY52, Version 52.10 (2);SEMCAD X Version 14.6.12 (7470)

## CDMA2000 BC1 E-Field measurement/RC1_SO3_Ch.600/Hearing Aid Compatibility Test (101x101x1): Interpolated grid: dx=0.5000 mm, dy=0.5000 mm

Device Reference Point: 0, 0, -6.3 mm
Reference Value = 7.982 V/m; Power Drift = -0.08 dB
Applied MIF = 3.26 dB
RF audio interference level = 21.08 dBV/m
**Emission category: M4**

MIF scaled E-field

| | | |
|---|---|---|
| Grid 1 **M4** **15.77 dBV/m** | Grid 2 **M4** **20.74 dBV/m** | Grid 3 **M4** **20.86 dBV/m** |
| Grid 4 **M4** **18.35 dBV/m** | Grid 5 **M4** **20.79 dBV/m** | Grid 6 **M4** **21.08 dBV/m** |
| Grid 7 **M4** **21.65 dBV/m** | Grid 8 **M4** **22.09 dBV/m** | Grid 9 **M4** **22.1 dBV/m** |




0 dB = 12.73 V/m = 22.10 dBV/m

## HAC-RF Emission ANT1

Communication System: UID 10295 - AAB, CDMA2000, RC1, SO3, 1/8th Rate 25 fr.; Frequency: 1908.75 MHz; Duty Cycle: 1:17.746
Phantom section: RF Section
DASY5 Configuration:
- Probe: EF3DV3 - SN4041; ConvF(1, 1, 1) @ 1908.75 MHz; Calibrated: 3/18/2020
- Sensor-Surface: (Fix Surface)
- Electronics: DAE4 Sn1257; Calibrated: 10/10/2019
- Phantom: HAC Test Arch with AMCC; Type: SD HAC P01 BB
- Measurement SW: DASY52, Version 52.10 (2);SEMCAD X Version 14.6.12 (7470)

## CDMA2000 BC1 E-Field measurement/RC1_SO3_Ch.1175/Hearing Aid Compatibility Test (101x101x1): Interpolated grid: dx=0.5000 mm, dy=0.5000 mm

Device Reference Point: 0, 0, -6.3 mm
Reference Value = 8.018 V/m; Power Drift = -0.12 dB
Applied MIF = 3.26 dB
RF audio interference level = 20.66 dBV/m
**Emission category: M4**

MIF scaled E-field

| | | |
|---|---|---|
| Grid 1 **M4** **17.48 dBV/m** | Grid 2 **M4** **20.22 dBV/m** | Grid 3 **M4** **20.45 dBV/m** |
| Grid 4 **M4** **18.63 dBV/m** | Grid 5 **M4** **20.57 dBV/m** | Grid 6 **M4** **20.66 dBV/m** |
| Grid 7 **M4** **21.56 dBV/m** | Grid 8 **M4** **21.37 dBV/m** | Grid 9 **M4** **21.29 dBV/m** |




0 dB = 11.97 V/m = 21.56 dBV/m

## HAC-RF Emission ANT1

Communication System: UID 10295 - AAB, CDMA2000, RC1, SO3, 1/8th Rate 25 fr.; Frequency: 817.3 MHz; Duty Cycle: 1:17.746
Phantom section: RF Section
DASY5 Configuration:
- Probe: EF3DV3 - SN4041; ConvF(1, 1, 1) @ 817.3 MHz; Calibrated: 3/18/2020
- Sensor-Surface: (Fix Surface)
- Electronics: DAE4 Sn1257; Calibrated: 10/10/2019
- Phantom: HAC Test Arch with AMCC; Type: SD HAC P01 BB
- Measurement SW: DASY52, Version 52.10 (2);SEMCAD X Version 14.6.12 (7470)

## CDMA2000 BC10 E-Field measurement/RC1_SO3_Ch.450/Hearing Aid Compatibility Test (101x101x1): Interpolated grid: dx=0.5000 mm, dy=0.5000 mm

Device Reference Point: 0, 0, -6.3 mm
Reference Value = 17.51 V/m; Power Drift = -0.08 dB
Applied MIF = 3.26 dB
RF audio interference level = 26.86 dBV/m
**Emission category: M4**

MIF scaled E-field

| | | |
|---|---|---|
| Grid 1 **M4** **23.55 dBV/m** | Grid 2 **M4** **26.65 dBV/m** | Grid 3 **M4** **26.86 dBV/m** |
| Grid 4 **M4** **23.66 dBV/m** | Grid 5 **M4** **26.86 dBV/m** | Grid 6 **M4** **27.02 dBV/m** |
| Grid 7 **M4** **23.84 dBV/m** | Grid 8 **M4** **26.61 dBV/m** | Grid 9 **M4** **26.77 dBV/m** |




0 dB = 22.45 V/m = 27.02 dBV/m

## HAC-RF Emission ANT1

Communication System: UID 10295 - AAB, CDMA2000, RC1, SO3, 1/8th Rate 25 fr.; Frequency: 820 MHz; Duty Cycle: 1:17.746
Phantom section: RF Section
DASY5 Configuration:
- Probe: EF3DV3 - SN4041; ConvF(1, 1, 1) @ 820 MHz; Calibrated: 3/18/2020
- Sensor-Surface: (Fix Surface)
- Electronics: DAE4 Sn1257; Calibrated: 10/10/2019
- Phantom: HAC Test Arch with AMCC; Type: SD HAC P01 BB
- Measurement SW26.: DASY52, Version 52.10 (2);SEMCAD X Version 14.6.12 (7470)

## CDMA2000 BC10 E-Field measurement/RC1_SO3_Ch.560/Hearing Aid Compatibility Test (101x101x1): Interpolated grid: dx=0.5000 mm, dy=0.5000 mm

Device Reference Point: 0, 0, -6.3 mm
Reference Value = 17.40 V/m; Power Drift = 0.04 dB
Applied MIF = 3.26 dB
RF audio interference level = 26.72 dBV/m
**Emission category: M4**

MIF scaled E-field

| | | |
|---|---|---|
| Grid 1 **M4** **23.36 dBV/m** | Grid 2 **M4** **26.56 dBV/m** | Grid 3 **M4** **26.74 dBV/m** |
| Grid 4 **M4** **23.71 dBV/m** | Grid 5 **M4** **26.72 dBV/m** | Grid 6 **M4** **26.87 dBV/m** |
| Grid 7 **M4** **23.98 dBV/m** | Grid 8 **M4** **26.54 dBV/m** | Grid 9 **M4** **26.65 dBV/m** |




0 dB = 22.06 V/m = 26.87 dBV/m

## HAC-RF Emission ANT1

Communication System: UID 10295 - AAB, CDMA2000, RC1, SO3, 1/8th Rate 25 fr.; Frequency: 822.75 MHz; Duty Cycle: 1:17.746
Phantom section: RF Section
DASY5 Configuration:
- Probe: EF3DV3 - SN4041; ConvF(1, 1, 1) @ 822.75 MHz; Calibrated: 3/18/2020
- Sensor-Surface: (Fix Surface)
- Electronics: DAE4 Sn1257; Calibrated: 10/10/2019
- Phantom: HAC Test Arch with AMCC; Type: SD HAC P01 BB
- Measurement SW: DASY52, Version 52.10 (2);SEMCAD X Version 14.6.12 (7470)

## CDMA2000 BC10 E-Field measurement/RC1_SO3_Ch.670/Hearing Aid Compatibility Test (101x101x1): Interpolated grid: dx=0.5000 mm, dy=0.5000 mm

Device Reference Point: 0, 0, -6.3 mm
Reference Value = 17.50 V/m; Power Drift = 0.10 dB
Applied MIF = 3.26 dB
RF audio interference level = 26.76 dBV/m
**Emission category: M4**

MIF scaled E-field

| | | |
|---|---|---|
| Grid 1 **M4** **23.46 dBV/m** | Grid 2 **M4** **26.59 dBV/m** | Grid 3 **M4** **26.75 dBV/m** |
| Grid 4 **M4** **23.75 dBV/m** | Grid 5 **M4** **26.76 dBV/m** | Grid 6 **M4** **26.89 dBV/m** |
| Grid 7 **M4** **24.12 dBV/m** | Grid 8 **M4** **26.53 dBV/m** | Grid 9 **M4** **26.6 dBV/m** |




0 dB = 22.10 V/m = 26.89 dBV/m

## HAC-RF Emission ANT1

Communication System: UID 10173 - CAG, LTE-TDD (SC-FDMA, 1 RB, 20 MHz, 16-QAM); Frequency: 2506 MHz; Duty Cycle: 1:8.87156
Phantom section: RF Section
DASY5 Configuration:
- Probe: EF3DV3 - SN4041; ConvF(1, 1, 1) @ 2506 MHz; Calibrated: 3/18/2020
- Sensor-Surface: (Fix Surface)
- Electronics: DAE4 Sn1257; Calibrated: 10/10/2019
- Phantom: HAC Test Arch with AMCC; Type: SD HAC P01 BB
- Measurement SW: DASY52, Version 52.10 (2);SEMCAD X Version 14.6.12 (7470)

## LTE Band 41_E-Field measurement/SC-FDMA RB 1/49 20 MHz 16QAM Ch. 39750/Hearing Aid Compatibility Test (101x101x1): Interpolated grid: dx=0.5000 mm, dy=0.5000 mm

Device Reference Point: 0, 0, -6.3 mm
Reference Value = 10.29 V/m; Power Drift = -0.17 dB
Applied MIF = -1.44 dB
RF audio interference level = 19.74 dBV/m
**Emission category: M4**

MIF scaled E-field

| | | |
|---|---|---|
| Grid 1 **M4** **19.21 dBV/m** | Grid 2 **M4** **19.36 dBV/m** | Grid 3 **M4** **19.74 dBV/m** |
| Grid 4 **M4** **18.86 dBV/m** | Grid 5 **M4** **19.5 dBV/m** | Grid 6 **M4** **19.65 dBV/m** |
| Grid 7 **M4** **20.63 dBV/m** | Grid 8 **M4** **21.29 dBV/m** | Grid 9 **M4** **21.07 dBV/m** |




0 dB = 11.61 V/m = 21.30 dBV/m

## HAC-RF Emission ANT1

Communication System: UID 10173 - CAG, LTE-TDD (SC-FDMA, 1 RB, 20 MHz, 16-QAM); Frequency: 2549.5 MHz; Duty Cycle: 1:8.87156
Phantom section: RF Section
DASY5 Configuration:
- Probe: EF3DV3 - SN4041; ConvF(1, 1, 1) @ 2549.5 MHz; Calibrated: 3/18/2020
- Sensor-Surface: (Fix Surface)
- Electronics: DAE4 Sn1257; Calibrated: 10/10/2019
- Phantom: HAC Test Arch with AMCC; Type: SD HAC P01 BB
- Measurement SW: DASY52, Version 52.10 (2);SEMCAD X Version 14.6.12 (7470)

## LTE Band 41_E-Field measurement/SC-FDMA RB 1/49 20 MHz 16QAM Ch. 40185/Hearing Aid Compatibility Test (101x101x1): Interpolated grid: dx=0.5000 mm, dy=0.5000 mm

Device Reference Point: 0, 0, -6.3 mm
Reference Value = 10.21 V/m; Power Drift = -0.13 dB
Applied MIF = -1.44 dB
RF audio interference level = 20.47 dBV/m
**Emission category: M4**

MIF scaled E-field

| | | |
|---|---|---|
| Grid 1 **M4** **17.08 dBV/m** | Grid 2 **M4** **17.92 dBV/m** | Grid 3 **M4** **18.36 dBV/m** |
| Grid 4 **M4** **19.63 dBV/m** | Grid 5 **M4** **20.35 dBV/m** | Grid 6 **M4** **20.47 dBV/m** |
| Grid 7 **M4** **22.36 dBV/m** | Grid 8 **M4** **22.98 dBV/m** | Grid 9 **M4** **22.89 dBV/m** |




0 dB = 14.10 V/m = 22.98 dBV/m

## HAC-RF Emission ANT1

Communication System: UID 10173 - CAG, LTE-TDD (SC-FDMA, 1 RB, 20 MHz, 16-QAM); Frequency: 2593 MHz; Duty Cycle: 1:8.87156
Phantom section: RF Section
DASY5 Configuration:
- Probe: EF3DV3 - SN4041; ConvF(1, 1, 1) @ 2593 MHz; Calibrated: 3/18/2020
- Sensor-Surface: (Fix Surface)
- Electronics: DAE4 Sn1257; Calibrated: 10/10/2019
- Phantom: HAC Test Arch with AMCC; Type: SD HAC P01 BB
- Measurement SW: DASY52, Version 52.10 (2);SEMCAD X Version 14.6.12 (7470)

## LTE Band 41_E-Field measurement/SC-FDMA RB 1/49 20 MHz 16QAM Ch. 40620/Hearing Aid Compatibility Test (101x101x1): Interpolated grid: dx=0.5000 mm, dy=0.5000 mm

Device Reference Point: 0, 0, -6.3 mm
Reference Value = 11.63 V/m; Power Drift = 0.00 dB
Applied MIF = -1.44 dB
RF audio interference level = 21.43 dBV/m
**Emission category: M4**

MIF scaled E-field

| | | |
|---|---|---|
| Grid 1 **M4** **19.54 dBV/m** | Grid 2 **M4** **19.68 dBV/m** | Grid 3 **M4** **20.17 dBV/m** |
| Grid 4 **M4** **20.84 dBV/m** | Grid 5 **M4** **21.22 dBV/m** | Grid 6 **M4** **21.43 dBV/m** |
| Grid 7 **M4** **22.76 dBV/m** | Grid 8 **M4** **22.84 dBV/m** | Grid 9 **M4** **22.74 dBV/m** |




0 dB = 13.87 V/m = 22.84 dBV/m

## HAC-RF Emission ANT1

Communication System: UID 10173 - CAG, LTE-TDD (SC-FDMA, 1 RB, 20 MHz, 16-QAM); Frequency: 2636.5 MHz; Duty Cycle: 1:8.87156
Phantom section: RF Section
DASY5 Configuration:
- Probe: EF3DV3 - SN4041; ConvF(1, 1, 1) @ 2636.5 MHz; Calibrated: 3/18/2020
- Sensor-Surface: (Fix Surface)
- Electronics: DAE4 Sn1257; Calibrated: 10/10/2019
- Phantom: HAC Test Arch with AMCC; Type: SD HAC P01 BB
- Measurement SW: DASY52, Version 52.10 (2);SEMCAD X Version 14.6.12 (7470)

## LTE Band 41_E-Field measurement/SC-FDMA RB 1/49 20 MHz 16QAM Ch. 41055/Hearing Aid Compatibility Test (101x101x1): Interpolated grid: dx=0.5000 mm, dy=0.5000 mm

Device Reference Point: 0, 0, -6.3 mm
Reference Value = 11.52 V/m; Power Drift = -0.11 dB
Applied MIF = -1.44 dB
RF audio interference level = 21.27 dBV/m
**Emission category: M4**

MIF scaled E-field

| | | |
|---|---|---|
| Grid 1 **M4** **20.39 dBV/m** | Grid 2 **M4** **20.21 dBV/m** | Grid 3 **M4** **20.81 dBV/m** |
| Grid 4 **M4** **21.27 dBV/m** | Grid 5 **M4** **20.86 dBV/m** | Grid 6 **M4** **21.02 dBV/m** |
| Grid 7 **M4** **22.78 dBV/m** | Grid 8 **M4** **22.35 dBV/m** | Grid 9 **M4** **22.26 dBV/m** |




0 dB = 13.77 V/m = 22.78 dBV/m

## HAC-RF Emission ANT1

Communication System: UID 10173 - CAG, LTE-TDD (SC-FDMA, 1 RB, 20 MHz, 16-QAM); Frequency: 2680 MHz; Duty Cycle: 1:8.87156
Phantom section: RF Section
DASY5 Configuration:
- Probe: EF3DV3 - SN4041; ConvF(1, 1, 1) @ 2680 MHz; Calibrated: 3/18/2020
- Sensor-Surface: (Fix Surface)
- Electronics: DAE4 Sn1257; Calibrated: 10/10/2019
- Phantom: HAC Test Arch with AMCC; Type: SD HAC P01 BB
- Measurement SW: DASY52, Version 52.10 (2);SEMCAD X Version 14.6.12 (7470)

## LTE Band 41_E-Field measurement/SC-FDMA RB 1/49 20 MHz 16QAM Ch. 41490/Hearing Aid Compatibility Test (101x101x1): Interpolated grid: dx=0.5000 mm, dy=0.5000 mm

Device Reference Point: 0, 0, -6.3 mm
Reference Value = 10.44 V/m; Power Drift = -0.02 dB
Applied MIF = -1.44 dB
RF audio interference level = 21.16 dBV/m
**Emission category: M4**

MIF scaled E-field

| | | |
|---|---|---|
| Grid 1 **M4** **20.45 dBV/m** | Grid 2 **M4** **20.45 dBV/m** | Grid 3 **M4** **21.16 dBV/m** |
| Grid 4 **M4** **21.05 dBV/m** | Grid 5 **M4** **20.58 dBV/m** | Grid 6 **M4** **20.94 dBV/m** |
| Grid 7 **M4** **22.44 dBV/m** | Grid 8 **M4** **22.42 dBV/m** | Grid 9 **M4** **22.39 dBV/m** |




0 dB = 13.25 V/m = 22.44 dBV/m

## HAC-RF Emission ANT1

Communication System: UID 10173 - CAG, LTE-TDD (SC-FDMA, 1 RB, 20 MHz, 16-QAM); Frequency: 2506 MHz; Duty Cycle: 1:8.87156
Phantom section: RF Section
DASY5 Configuration:
- Probe: EF3DV3 - SN4041; ConvF(1, 1, 1) @ 2506 MHz; Calibrated: 3/18/2020
- Sensor-Surface: (Fix Surface)
- Electronics: DAE4 Sn1257; Calibrated: 10/10/2019
- Phantom: HAC Test Arch with AMCC; Type: SD HAC P01 BB
- Measurement SW: DASY52, Version 52.10 (2);SEMCAD X Version 14.6.12 (7470)

**LTE Band 41_Power Class 2 E-Field measurement/SC-FDMA RB 1/49 20 MHz 16QAM Ch. 39750/Hearing Aid Compatibility Test (101x101x1):** Interpolated grid: dx=0.5000 mm, dy=0.5000 mm
Device Reference Point: 0, 0, -6.3 mm
Reference Value = 14.13 V/m; Power Drift = 0.02 dB
Applied MIF = -1.44 dB
RF audio interference level = 21.96 dBV/m
**Emission category: M4**

MIF scaled E-field

| | | |
|---|---|---|
| Grid 1 **M4** **20.22 dBV/m** | Grid 2 **M4** **21.58 dBV/m** | Grid 3 **M4** **21.88 dBV/m** |
| Grid 4 **M4** **21.25 dBV/m** | Grid 5 **M4** **21.86 dBV/m** | Grid 6 **M4** **21.96 dBV/m** |
| Grid 7 **M4** **23.56 dBV/m** | Grid 8 **M4** **23.88 dBV/m** | Grid 9 **M4** **23.23 dBV/m** |




0 dB = 15.63 V/m = 23.88 dBV/m

## HAC-RF Emission ANT1

Communication System: UID 10173 - CAG, LTE-TDD (SC-FDMA, 1 RB, 20 MHz, 16-QAM); Frequency: 2549.5 MHz; Duty Cycle: 1:8.87156
Phantom section: RF Section
DASY5 Configuration:
- Probe: EF3DV3 - SN4041; ConvF(1, 1, 1) @ 2549.5 MHz; Calibrated: 3/18/2020
- Sensor-Surface: (Fix Surface)
- Electronics: DAE4 Sn1257; Calibrated: 10/10/2019
- Phantom: HAC Test Arch with AMCC; Type: SD HAC P01 BB
- Measurement SW: DASY52, Version 52.10 (2);SEMCAD X Version 14.6.12 (7470)

**LTE Band 41_Power Class 2 E-Field measurement/SC-FDMA RB 1/49 20 MHz 16QAM Ch. 40185/Hearing Aid Compatibility Test (101x101x1):** Interpolated grid: dx=0.5000 mm, dy=0.5000 mm
Device Reference Point: 0, 0, -6.3 mm
Reference Value = 14.23 V/m; Power Drift = 0.03 dB
Applied MIF = -1.44 dB
RF audio interference level = 23.11 dBV/m
**Emission category: M4**

MIF scaled E-field

| | | |
|---|---|---|
| Grid 1 **M4** **20.02 dBV/m** | Grid 2 **M4** **20.8 dBV/m** | Grid 3 **M4** **21.22 dBV/m** |
| Grid 4 **M4** **21.49 dBV/m** | Grid 5 **M4** **23.07 dBV/m** | Grid 6 **M4** **23.11 dBV/m** |
| Grid 7 **M4** **23.75 dBV/m** | Grid 8 **M4** **24.92 dBV/m** | Grid 9 **M4** **24.67 dBV/m** |




0 dB = 17.62 V/m = 24.92 dBV/m

# HAC-RF Emission ANT1

Communication System: UID 10173 - CAG, LTE-TDD (SC-FDMA, 1 RB, 20 MHz, 16-QAM); Frequency: 2593 MHz; Duty Cycle: 1:8.87156
Phantom section: RF Section
DASY5 Configuration:
- Probe: EF3DV3 - SN4041; ConvF(1, 1, 1) @ 2593 MHz; Calibrated: 3/18/2020
- Sensor-Surface: (Fix Surface)
- Electronics: DAE4 Sn1257; Calibrated: 10/10/2019
- Phantom: HAC Test Arch with AMCC; Type: SD HAC P01 BB
- Measurement SW: DASY52, Version 52.10 (2);SEMCAD X Version 14.6.12 (7470)

**LTE Band 41_Power Class 2 E-Field measurement/SC-FDMA RB 1/49 20 MHz 16QAM Ch. 40620/Hearing Aid Compatibility Test (101x101x1):** Interpolated grid: dx=0.5000 mm, dy=0.5000 mm
Device Reference Point: 0, 0, -6.3 mm
Reference Value = 16.58 V/m; Power Drift = -0.01 dB
Applied MIF = -1.44 dB
RF audio interference level = 23.80 dBV/m
**Emission category: M4**

MIF scaled E-field

| | | |
|---|---|---|
| Grid 1 **M4** **22.1 dBV/m** | Grid 2 **M4** **22.99 dBV/m** | Grid 3 **M4** **23.34 dBV/m** |
| Grid 4 **M4** **22.92 dBV/m** | Grid 5 **M4** **23.69 dBV/m** | Grid 6 **M4** **23.8 dBV/m** |
| Grid 7 **M4** **24.25 dBV/m** | Grid 8 **M4** **24.85 dBV/m** | Grid 9 **M4** **24.6 dBV/m** |




0 dB = 17.47 V/m = 24.85 dBV/m

## HAC-RF Emission ANT1

Communication System: UID 10173 - CAG, LTE-TDD (SC-FDMA, 1 RB, 20 MHz, 16-QAM); Frequency: 2636.5 MHz; Duty Cycle: 1:8.87156
Phantom section: RF Section
DASY5 Configuration:
- Probe: EF3DV3 - SN4041; ConvF(1, 1, 1) @ 2636.5 MHz; Calibrated: 3/18/2020
- Sensor-Surface: (Fix Surface)
- Electronics: DAE4 Sn1257; Calibrated: 10/10/2019
- Phantom: HAC Test Arch with AMCC; Type: SD HAC P01 BB
- Measurement SW: DASY52, Version 52.10 (2);SEMCAD X Version 14.6.12 (7470)

**LTE Band 41_Power Class 2 E-Field measurement/SC-FDMA RB 1/49 20 MHz 16QAM Ch. 41055/Hearing Aid Compatibility Test (101x101x1):** Interpolated grid: dx=0.5000 mm, dy=0.5000 mm
Device Reference Point: 0, 0, -6.3 mm
Reference Value = 15.40 V/m; Power Drift = -0.04 dB
Applied MIF = -1.44 dB
RF audio interference level = 23.74 dBV/m
**Emission category: M4**

MIF scaled E-field

| | | |
|---|---|---|
| Grid 1 **M4** **23.17 dBV/m** | Grid 2 **M4** **23.3 dBV/m** | Grid 3 **M4** **23.74 dBV/m** |
| Grid 4 **M4** **23.56 dBV/m** | Grid 5 **M4** **23.25 dBV/m** | Grid 6 **M4** **23.68 dBV/m** |
| Grid 7 **M4** **24.54 dBV/m** | Grid 8 **M4** **24.69 dBV/m** | Grid 9 **M4** **24.43 dBV/m** |

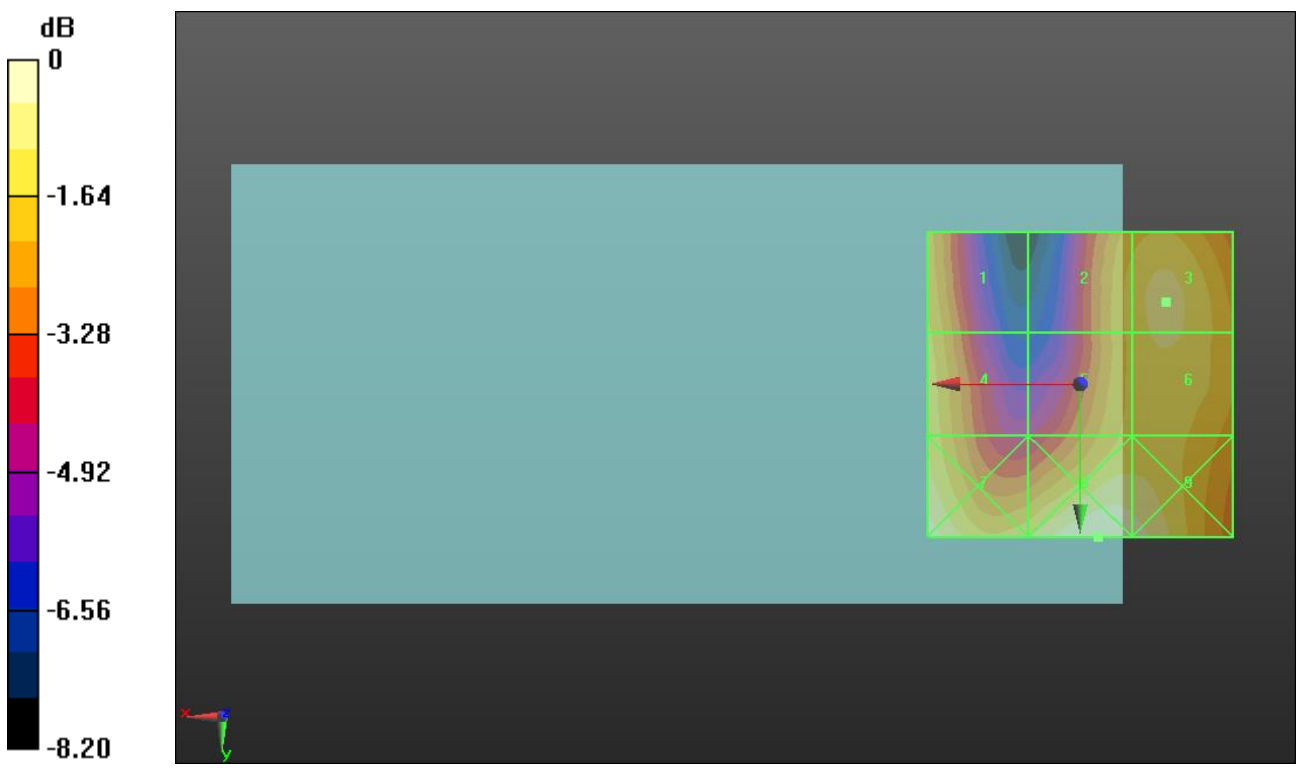


0 dB = 17.15 V/m = 24.69 dBV/m

## HAC-RF Emission ANT1

Communication System: UID 10173 - CAG, LTE-TDD (SC-FDMA, 1 RB, 20 MHz, 16-QAM); Frequency: 2680 MHz; Duty Cycle: 1:8.87156
Phantom section: RF Section
DASY5 Configuration:
- Probe: EF3DV3 - SN4041; ConvF(1, 1, 1) @ 2680 MHz; Calibrated: 3/18/2020
- Sensor-Surface: (Fix Surface)
- Electronics: DAE4 Sn1257; Calibrated: 10/10/2019
- Phantom: HAC Test Arch with AMCC; Type: SD HAC P01 BB
- Measurement SW: DASY52, Version 52.10 (2);SEMCAD X Version 14.6.12 (7470)

**LTE Band 41_Power Class 2 E-Field measurement/SC-FDMA RB 1/49 20 MHz 16QAM Ch. 41490/Hearing Aid Compatibility Test (101x101x1):** Interpolated grid: dx=0.5000 mm, dy=0.5000 mm
Device Reference Point: 0, 0, -6.3 mm
Reference Value = 15.14 V/m; Power Drift = -0.08 dB
Applied MIF = -1.44 dB
RF audio interference level = 23.90 dBV/m
**Emission category: M4**

MIF scaled E-field

| | | |
|---|---|---|
| Grid 1 **M4** **22.76 dBV/m** | Grid 2 **M4** **23.44 dBV/m** | Grid 3 **M4** **23.9 dBV/m** |
| Grid 4 **M4** **23.25 dBV/m** | Grid 5 **M4** **23.28 dBV/m** | Grid 6 **M4** **23.76 dBV/m** |
| Grid 7 **M4** **24.59 dBV/m** | Grid 8 **M4** **25.01 dBV/m** | Grid 9 **M4** **24.86 dBV/m** |




0 dB = 17.80 V/m = 25.01 dBV/m

## HAC-RF Emission ANT2

Communication System: UID 10021 - CAA, GSM-FDD (TDMA, GMSK); Frequency: 824.2 MHz; Duty Cycle: 1:8.6896
Phantom section: RF Section
DASY5 Configuration:
- Probe: EF3DV3 - SN4041; ConvF(1, 1, 1) @ 824.2 MHz; Calibrated: 3/18/2020
- Sensor-Surface: (Fix Surface)
- Electronics: DAE4 Sn1257; Calibrated: 10/10/2019
- Phantom: HAC Test Arch with AMCC; Type: SD HAC P01 BB
- Measurement SW: DASY52, Version 52.10 (2);SEMCAD X Version 14.6.12 (7470)

## GSM850 E-Field measurement/Voice_ch 128/Hearing Aid Compatibility Test (101x101x1): Interpolated grid: dx=0.5000 mm, dy=0.5000 mm

Device Reference Point: 0, 0, -6.3 mm
Reference Value = 98.51 V/m; Power Drift = -0.11 dB
Applied MIF = 3.63 dB
RF audio interference level = 39.67 dBV/m
**Emission category: M4**

MIF scaled E-field

| | | |
|---|---|---|
| Grid 1 **M4** **37.29 dBV/m** | Grid 2 **M4** **39.6 dBV/m** | Grid 3 **M4** **39.18 dBV/m** |
| Grid 4 **M4** **37.25 dBV/m** | Grid 5 **M4** **39.67 dBV/m** | Grid 6 **M4** **39.3 dBV/m** |
| Grid 7 **M4** **36.71 dBV/m** | Grid 8 **M4** **39.31 dBV/m** | Grid 9 **M4** **38.91 dBV/m** |




0 dB = 96.24 V/m = 39.67 dBV/m

## HAC-RF Emission ANT2

Communication System: UID 10021 - CAA, GSM-FDD (TDMA, GMSK); Frequency: 836.6 MHz; Duty Cycle: 1:8.6896
Phantom section: RF Section
DASY5 Configuration:
- Probe: EF3DV3 - SN4041; ConvF(1, 1, 1) @ 836.6 MHz; Calibrated: 3/18/2020
- Sensor-Surface: (Fix Surface)
- Electronics: DAE4 Sn1257; Calibrated: 10/10/2019
- Phantom: HAC Test Arch with AMCC; Type: SD HAC P01 BB
- Measurement SW: DASY52, Version 52.10 (2);SEMCAD X Version 14.6.12 (7470)

## GSM850 E-Field measurement/Voice_ch 190/Hearing Aid Compatibility Test (101x101x1): Interpolated grid: dx=0.5000 mm, dy=0.5000 mm

Device Reference Point: 0, 0, -6.3 mm
Reference Value = 103.3 V/m; Power Drift = 0.08 dB
Applied MIF = 3.63 dB
RF audio interference level = 40.19 dBV/m
**Emission category: M3**

MIF scaled E-field

| | | |
|---|---|---|
| Grid 1 **M4** **37.78 dBV/m** | Grid 2 **M3** **40.09 dBV/m** | Grid 3 **M4** **39.55 dBV/m** |
| Grid 4 **M4** **37.74 dBV/m** | Grid 5 **M3** **40.19 dBV/m** | Grid 6 **M4** **39.72 dBV/m** |
| Grid 7 **M4** **37.29 dBV/m** | Grid 8 **M4** **39.9 dBV/m** | Grid 9 **M4** **39.47 dBV/m** |




0 dB = 102.2 V/m = 40.19 dBV/m

## HAC-RF Emission ANT2

Communication System: UID 10021 - CAA, GSM-FDD (TDMA, GMSK); Frequency: 848.6 MHz; Duty Cycle: 1:8.6896
Phantom section: RF Section
DASY5 Configuration:
- Probe: EF3DV3 - SN4041; ConvF(1, 1, 1) @ 848.6 MHz; Calibrated: 3/18/2020
- Sensor-Surface: (Fix Surface)
- Electronics: DAE4 Sn1257; Calibrated: 10/10/2019
- Phantom: HAC Test Arch with AMCC; Type: SD HAC P01 BB
- Measurement SW: DASY52, Version 52.10 (2);SEMCAD X Version 14.6.12 (7470)

## GSM850 E-Field measurement/Voice_ch 251/Hearing Aid Compatibility Test (101x101x1): Interpolated grid: dx=0.5000 mm, dy=0.5000 mm

Device Reference Point: 0, 0, -6.3 mm
Reference Value = 105.5 V/m; Power Drift = -0.04 dB
Applied MIF = 3.63 dB
RF audio interference level = 40.20 dBV/m
**Emission category: M3**

MIF scaled E-field

| | | |
|---|---|---|
| Grid 1 **M4** **37.67 dBV/m** | Grid 2 **M3** **40.04 dBV/m** | Grid 3 **M4** **39.59 dBV/m** |
| Grid 4 **M4** **37.8 dBV/m** | Grid 5 **M3** **40.2 dBV/m** | Grid 6 **M4** **39.77 dBV/m** |
| Grid 7 **M4** **37.45 dBV/m** | Grid 8 **M4** **39.97 dBV/m** | Grid 9 **M4** **39.48 dBV/m** |




0 dB = 102.3 V/m = 40.20 dBV/m

## HAC-RF Emission ANT2

Communication System: UID 10021 - CAA, GSM-FDD (TDMA, GMSK); Frequency: 1850.2 MHz; Duty Cycle: 1:8.6896
Phantom section: RF Section
DASY5 Configuration:
- Probe: EF3DV3 - SN4041; ConvF(1, 1, 1) @ 1850.2 MHz; Calibrated: 3/18/2020
- Sensor-Surface: (Fix Surface)
- Electronics: DAE4 Sn1257; Calibrated: 10/10/2019
- Phantom: HAC Test Arch with AMCC; Type: SD HAC P01 BB
- Measurement SW: DASY52, Version 52.10 (2);SEMCAD X Version 14.6.12 (7470)

## GSM1900 E-Field measurement/Voice_ch 512/Hearing Aid Compatibility Test (101x101x1): Interpolated grid: dx=0.5000 mm, dy=0.5000 mm

Device Reference Point: 0, 0, -6.3 mm
Reference Value = 15.42 V/m; Power Drift = -0.00 dB
Applied MIF = 3.63 dB
RF audio interference level = 27.02 dBV/m
**Emission category: M4**

MIF scaled E-field

| | | |
|---|---|---|
| Grid 1 **M3** **31.95 dBV/m** | Grid 2 **M3** **31.91 dBV/m** | Grid 3 **M4** **29.7 dBV/m** |
| Grid 4 **M4** **26.74 dBV/m** | Grid 5 **M4** **27.02 dBV/m** | Grid 6 **M4** **26.53 dBV/m** |
| Grid 7 **M4** **22.69 dBV/m** | Grid 8 **M4** **26.21 dBV/m** | Grid 9 **M4** **26.38 dBV/m** |




0 dB = 39.57 V/m = 31.95 dBV/m

## HAC-RF Emission ANT2

Communication System: UID 10021 - CAA, GSM-FDD (TDMA, GMSK); Frequency: 1880 MHz; Duty Cycle: 1:8.6896
Phantom section: RF Section
DASY5 Configuration:
- Probe: EF3DV3 - SN4041; ConvF(1, 1, 1) @ 1880 MHz; Calibrated: 3/18/2020
- Sensor-Surface: (Fix Surface)
- Electronics: DAE4 Sn1257; Calibrated: 10/10/2019
- Phantom: HAC Test Arch with AMCC; Type: SD HAC P01 BB
- Measurement SW: DASY52, Version 52.10 (2);SEMCAD X Version 14.6.12 (7470)

## GSM1900 E-Field measurement/Voice_ch 661/Hearing Aid Compatibility Test (101x101x1): Interpolated grid: dx=0.5000 mm, dy=0.5000 mm

Device Reference Point: 0, 0, -6.3 mm
Reference Value = 15.85 V/m; Power Drift = -0.00 dB
Applied MIF = 3.63 dB
RF audio interference level = 26.91 dBV/m
**Emission category: M4**

MIF scaled E-field

| | | |
|---|---|---|
| Grid 1 **M3** **31.8 dBV/m** | Grid 2 **M3** **31.73 dBV/m** | Grid 3 **M3** **30.04 dBV/m** |
| Grid 4 **M4** **26.53 dBV/m** | Grid 5 **M4** **26.91 dBV/m** | Grid 6 **M4** **26.86 dBV/m** |
| Grid 7 **M4** **23.15 dBV/m** | Grid 8 **M4** **26.43 dBV/m** | Grid 9 **M4** **26.54 dBV/m** |




0 dB = 38.92 V/m = 31.80 dBV/m

## HAC-RF Emission ANT2

Communication System: UID 10021 - CAA, GSM-FDD (TDMA, GMSK); Frequency: 1909.8 MHz; Duty Cycle: 1:8.6896
Phantom section: RF Section
DASY5 Configuration:
- Probe: EF3DV3 - SN4041; ConvF(1, 1, 1) @ 1909.8 MHz; Calibrated: 3/18/2020
- Sensor-Surface: (Fix Surface)
- Electronics: DAE4 Sn1257; Calibrated: 10/10/2019
- Phantom: HAC Test Arch with AMCC; Type: SD HAC P01 BB
- Measurement SW: DASY52, Version 52.10 (2);SEMCAD X Version 14.6.12 (7470)

## GSM1900 E-Field measurement/Voice_ch 810/Hearing Aid Compatibility Test (101x101x1): Interpolated grid: dx=0.5000 mm, dy=0.5000 mm

Device Reference Point: 0, 0, -6.3 mm
Reference Value = 16.10 V/m; Power Drift = -0.06 dB
Applied MIF = 3.63 dB
RF audio interference level = 26.97 dBV/m
**Emission category: M4**

MIF scaled E-field

| | | |
|---|---|---|
| Grid 1 **M3** **31.42 dBV/m** | Grid 2 **M3** **31.37 dBV/m** | Grid 3 **M3** **30.12 dBV/m** |
| Grid 4 **M4** **26.1 dBV/m** | Grid 5 **M4** **26.97 dBV/m** | Grid 6 **M4** **26.88 dBV/m** |
| Grid 7 **M4** **23.11 dBV/m** | Grid 8 **M4** **26.19 dBV/m** | Grid 9 **M4** **26.28 dBV/m** |




0 dB = 37.26 V/m = 31.42 dBV/m

## HAC-RF Emission ANT2

Communication System: UID 10295 - AAB, CDMA2000, RC1, SO3, 1/8th Rate 25 fr.; Frequency: 824.7 MHz; Duty Cycle: 1:17.746
Phantom section: RF Section
DASY5 Configuration:
- Probe: EF3DV3 - SN4041; ConvF(1, 1, 1) @ 824.7 MHz; Calibrated: 3/18/2020
- Sensor-Surface: (Fix Surface)
- Electronics: DAE4 Sn1257; Calibrated: 10/10/2019
- Phantom: HAC Test Arch with AMCC; Type: SD HAC P01 BB
- Measurement SW: DASY52, Version 52.10 (2);SEMCAD X Version 14.6.12 (7470)

## CDMA2000 BC0 E-Field measurement/RC1_SO3_Ch.1013/Hearing Aid Compatibility Test (101x101x1): Interpolated grid: dx=0.5000 mm, dy=0.5000 mm

Device Reference Point: 0, 0, -6.3 mm
Reference Value = 45.59 V/m; Power Drift = -0.03 dB
Applied MIF = 3.26 dB
RF audio interference level = 33.63 dBV/m
**Emission category: M4**

MIF scaled E-field

| | | |
|---|---|---|
| Grid 1 **M4** **30.27 dBV/m** | Grid 2 **M4** **33.54 dBV/m** | Grid 3 **M4** **33.55 dBV/m** |
| Grid 4 **M4** **29.64 dBV/m** | Grid 5 **M4** **33.63 dBV/m** | Grid 6 **M4** **33.64 dBV/m** |
| Grid 7 **M4** **29.11 dBV/m** | Grid 8 **M4** **33.25 dBV/m** | Grid 9 **M4** **33.25 dBV/m** |




0 dB = 48.09 V/m = 33.64 dBV/m

## HAC-RF Emission ANT2

Communication System: UID 10295 - AAB, CDMA2000, RC1, SO3, 1/8th Rate 25 fr.; Frequency: 836.52 MHz; Duty Cycle: 1:17.746
Phantom section: RF Section
DASY5 Configuration:
- Probe: EF3DV3 - SN4041; ConvF(1, 1, 1) @ 836.52 MHz; Calibrated: 3/18/2020
- Sensor-Surface: (Fix Surface)
- Electronics: DAE4 Sn1257; Calibrated: 10/10/2019
- Phantom: HAC Test Arch with AMCC; Type: SD HAC P01 BB
- Measurement SW: DASY52, Version 52.10 (2);SEMCAD X Version 14.6.12 (7470)

## CDMA2000 BC0 E-Field measurement/RC1_SO3_Ch.384/Hearing Aid Compatibility Test (101x101x1): Interpolated grid: dx=0.5000 mm, dy=0.5000 mm

Device Reference Point: 0, 0, -6.3 mm
Reference Value = 44.06 V/m; Power Drift = 0.07 dB
Applied MIF = 3.26 dB
RF audio interference level = 33.42 dBV/m
**Emission category: M4**

MIF scaled E-field

| | | |
|---|---|---|
| Grid 1 **M4** **30.08 dBV/m** | Grid 2 **M4** **33.27 dBV/m** | Grid 3 **M4** **33.27 dBV/m** |
| Grid 4 **M4** **29.51 dBV/m** | Grid 5 **M4** **33.42 dBV/m** | Grid 6 **M4** **33.44 dBV/m** |
| Grid 7 **M4** **29.03 dBV/m** | Grid 8 **M4** **33.05 dBV/m** | Grid 9 **M4** **33.05 dBV/m** |




0 dB = 46.98 V/m = 33.44 dBV/m

## HAC-RF Emission ANT2

Communication System: UID 10295 - AAB, CDMA2000, RC1, SO3, 1/8th Rate 25 fr.; Frequency: 848.31 MHz; Duty Cycle: 1:17.746
Phantom section: RF Section
DASY5 Configuration:
- Probe: EF3DV3 - SN4041; ConvF(1, 1, 1) @ 848.31 MHz; Calibrated: 3/18/2020
- Sensor-Surface: (Fix Surface)
- Electronics: DAE4 Sn1257; Calibrated: 10/10/2019
- Phantom: HAC Test Arch with AMCC; Type: SD HAC P01 BB
- Measurement SW: DASY52, Version 52.10 (2);SEMCAD X Version 14.6.12 (7470)

## CDMA2000 BC0 E-Field measurement/RC1_SO3_Ch.777/Hearing Aid Compatibility Test (101x101x1): Interpolated grid: dx=0.5000 mm, dy=0.5000 mm

Device Reference Point: 0, 0, -6.3 mm
Reference Value = 42.90 V/m; Power Drift = -0.05 dB
Applied MIF = 3.26 dB
RF audio interference level = 32.88 dBV/m
**Emission category: M4**

MIF scaled E-field

| | | |
|---|---|---|
| Grid 1 **M4** **30 dBV/m** | Grid 2 **M4** **32.77 dBV/m** | Grid 3 **M4** **32.74 dBV/m** |
| Grid 4 **M4** **29.58 dBV/m** | Grid 5 **M4** **32.88 dBV/m** | Grid 6 **M4** **32.88 dBV/m** |
| Grid 7 **M4** **29.12 dBV/m** | Grid 8 **M4** **32.57 dBV/m** | Grid 9 **M4** **32.55 dBV/m** |




0 dB = 44.04 V/m = 32.88 dBV/m

## HAC-RF Emission ANT2

Communication System: UID 10295 - AAB, CDMA2000, RC1, SO3, 1/8th Rate 25 fr.; Frequency: 1851.25 MHz; Duty Cycle: 1:17.746
Phantom section: RF Section
DASY5 Configuration:
- Probe: EF3DV3 - SN4041; ConvF(1, 1, 1) @ 1851.25 MHz; Calibrated: 3/18/2020
- Sensor-Surface: (Fix Surface)
- Electronics: DAE4 Sn1257; Calibrated: 10/10/2019
- Phantom: HAC Test Arch with AMCC; Type: SD HAC P01 BB
- Measurement SW: DASY52, Version 52.10 (2);SEMCAD X Version 14.6.12 (7470)

## CDMA2000 BC1 E-Field measurement/RC1_SO3_Ch.25/Hearing Aid Compatibility Test (101x101x1): Interpolated grid: dx=0.5000 mm, dy=0.5000 mm

Device Reference Point: 0, 0, -6.3 mm
Reference Value = 9.185 V/m; Power Drift = -0.14 dB
Applied MIF = 3.26 dB
RF audio interference level = 22.40 dBV/m
**Emission category: M4**

MIF scaled E-field

| | | |
|---|---|---|
| Grid 1 **M4** **27.12 dBV/m** | Grid 2 **M4** **27.01 dBV/m** | Grid 3 **M4** **25.41 dBV/m** |
| Grid 4 **M4** **22.4 dBV/m** | Grid 5 **M4** **21.94 dBV/m** | Grid 6 **M4** **21.95 dBV/m** |
| Grid 7 **M4** **19.52 dBV/m** | Grid 8 **M4** **20.6 dBV/m** | Grid 9 **M4** **20.83 dBV/m** |




0 dB = 22.69 V/m = 27.12 dBV/m

## HAC-RF Emission ANT2

Communication System: UID 10295 - AAB, CDMA2000, RC1, SO3, 1/8th Rate 25 fr.; Frequency: 1880 MHz; Duty Cycle: 1:17.746
Phantom section: RF Section
DASY5 Configuration:
- Probe: EF3DV3 - SN4041; ConvF(1, 1, 1) @ 1880 MHz; Calibrated: 3/18/2020
- Sensor-Surface: (Fix Surface)
- Electronics: DAE4 Sn1257; Calibrated: 10/10/2019
- Phantom: HAC Test Arch with AMCC; Type: SD HAC P01 BB
- Measurement SW: DASY52, Version 52.10 (2);SEMCAD X Version 14.6.12 (7470)

## CDMA2000 BC1 E-Field measurement/RC1_SO3_Ch.600/Hearing Aid Compatibility Test (101x101x1): Interpolated grid: dx=0.5000 mm, dy=0.5000 mm

Device Reference Point: 0, 0, -6.3 mm
Reference Value = 9.513 V/m; Power Drift = -0.14 dB
Applied MIF = 3.26 dB
RF audio interference level = 22.97 dBV/m
**Emission category: M4**

MIF scaled E-field

| | | |
|---|---|---|
| Grid 1 **M4** **26.73 dBV/m** | Grid 2 **M4** **26.69 dBV/m** | Grid 3 **M4** **25.93 dBV/m** |
| Grid 4 **M4** **22.15 dBV/m** | Grid 5 **M4** **22.92 dBV/m** | Grid 6 **M4** **22.97 dBV/m** |
| Grid 7 **M4** **20.15 dBV/m** | Grid 8 **M4** **21.03 dBV/m** | Grid 9 **M4** **21.36 dBV/m** |




0 dB = 21.70 V/m = 26.73 dBV/m

## HAC-RF Emission ANT2

Communication System: UID 10295 - AAB, CDMA2000, RC1, SO3, 1/8th Rate 25 fr.; Frequency: 1908.75 MHz; Duty Cycle: 1:17.746
Phantom section: RF Section
DASY5 Configuration:
- Probe: EF3DV3 - SN4041; ConvF(1, 1, 1) @ 1908.75 MHz; Calibrated: 3/18/2020
- Sensor-Surface: (Fix Surface)
- Electronics: DAE4 Sn1257; Calibrated: 10/10/2019
- Phantom: HAC Test Arch with AMCC; Type: SD HAC P01 BB
- Measurement SW: DASY52, Version 52.10 (2);SEMCAD X Version 14.6.12 (7470)

## CDMA2000 BC1 E-Field measurement/RC1_SO3_Ch.1175/Hearing Aid Compatibility Test (101x101x1): Interpolated grid: dx=0.5000 mm, dy=0.5000 mm

Device Reference Point: 0, 0, -6.3 mm
Reference Value = 10.52 V/m; Power Drift = -0.14 dB
Applied MIF = 3.26 dB
RF audio interference level = 23.18 dBV/m
**Emission category: M4**

MIF scaled E-field

| | | |
|---|---|---|
| Grid 1 **M4** **26.57 dBV/m** | Grid 2 **M4** **26.57 dBV/m** | Grid 3 **M4** **26.18 dBV/m** |
| Grid 4 **M4** **21.42 dBV/m** | Grid 5 **M4** **23.14 dBV/m** | Grid 6 **M4** **23.18 dBV/m** |
| Grid 7 **M4** **19 dBV/m** | Grid 8 **M4** **21.09 dBV/m** | Grid 9 **M4** **21.37 dBV/m** |




0 dB = 21.32 V/m = 26.58 dBV/m

## HAC-RF Emission ANT2

Communication System: UID 10295 - AAB, CDMA2000, RC1, SO3, 1/8th Rate 25 fr.; Frequency: 817.3 MHz; Duty Cycle: 1:17.746
Phantom section: RF Section
DASY5 Configuration:
- Probe: EF3DV3 - SN4041; ConvF(1, 1, 1) @ 817.3 MHz; Calibrated: 3/18/2020
- Sensor-Surface: (Fix Surface)
- Electronics: DAE4 Sn1257; Calibrated: 10/10/2019
- Phantom: HAC Test Arch with AMCC; Type: SD HAC P01 BB
- Measurement SW: DASY52, Version 52.10 (2);SEMCAD X Version 14.6.12 (7470)

## CDMA2000 BC10 E-Field measurement/RC1_SO3_Ch.450/Hearing Aid Compatibility Test (101x101x1): Interpolated grid: dx=0.5000 mm, dy=0.5000 mm

Device Reference Point: 0, 0, -6.3 mm
Reference Value = 44.36 V/m; Power Drift = 0.04 dB
Applied MIF = 3.26 dB
RF audio interference level = 33.52 dBV/m
**Emission category: M4**

MIF scaled E-field

| | | |
|---|---|---|
| Grid 1 **M4** **30.14 dBV/m** | Grid 2 **M4** **33.43 dBV/m** | Grid 3 **M4** **33.44 dBV/m** |
| Grid 4 **M4** **29.48 dBV/m** | Grid 5 **M4** **33.52 dBV/m** | Grid 6 **M4** **33.52 dBV/m** |
| Grid 7 **M4** **28.82 dBV/m** | Grid 8 **M4** **33.07 dBV/m** | Grid 9 **M4** **33.07 dBV/m** |




0 dB = 47.41 V/m = 33.52 dBV/m

## HAC-RF Emission ANT2

Communication System: UID 10295 - AAB, CDMA2000, RC1, SO3, 1/8th Rate 25 fr.; Frequency: 820 MHz; Duty Cycle: 1:17.746
Phantom section: RF Section
DASY5 Configuration:
- Probe: EF3DV3 - SN4041; ConvF(1, 1, 1) @ 820 MHz; Calibrated: 3/18/2020
- Sensor-Surface: (Fix Surface)
- Electronics: DAE4 Sn1257; Calibrated: 10/10/2019
- Phantom: HAC Test Arch with AMCC; Type: SD HAC P01 BB
- Measurement SW: DASY52, Version 52.10 (2);SEMCAD X Version 14.6.12 (7470)

## CDMA2000 BC10 E-Field measurement/RC1_SO3_Ch.560/Hearing Aid Compatibility Test (101x101x1): Interpolated grid: dx=0.5000 mm, dy=0.5000 mm

Device Reference Point: 0, 0, -6.3 mm
Reference Value = 44.89 V/m; Power Drift = -0.04 dB
Applied MIF = 3.26 dB
RF audio interference level = 33.60 dBV/m
**Emission category: M4**

MIF scaled E-field

| | | |
|---|---|---|
| Grid 1 **M4** **30.04 dBV/m** | Grid 2 **M4** **33.48 dBV/m** | Grid 3 **M4** **33.5 dBV/m** |
| Grid 4 **M4** **29.44 dBV/m** | Grid 5 **M4** **33.6 dBV/m** | Grid 6 **M4** **33.62 dBV/m** |
| Grid 7 **M4** **28.86 dBV/m** | Grid 8 **M4** **33.15 dBV/m** | Grid 9 **M4** **33.15 dBV/m** |




0 dB = 47.98 V/m = 33.62 dBV/m

## HAC-RF Emission ANT2

Communication System: UID 10295 - AAB, CDMA2000, RC1, SO3, 1/8th Rate 25 fr.; Frequency: 822.75 MHz; Duty Cycle: 1:17.746
Phantom section: RF Section
DASY5 Configuration:
- Probe: EF3DV3 - SN4041; ConvF(1, 1, 1) @ 822.75 MHz; Calibrated: 3/18/2020
- Sensor-Surface: (Fix Surface)
- Electronics: DAE4 Sn1257; Calibrated: 10/10/2019
- Phantom: HAC Test Arch with AMCC; Type: SD HAC P01 BB
- Measurement SW: DASY52, Version 52.10 (2);SEMCAD X Version 14.6.12 (7470)

## CDMA2000 BC10 E-Field measurement/RC1_SO3_Ch.670/Hearing Aid Compatibility Test (101x101x1): Interpolated grid: dx=0.5000 mm, dy=0.5000 mm

Device Reference Point: 0, 0, -6.3 mm
Reference Value = 45.25 V/m; Power Drift = -0.04 dB
Applied MIF = 3.26 dB
RF audio interference level = 33.56 dBV/m
**Emission category: M4**

MIF scaled E-field

| | | |
|---|---|---|
| Grid 1 **M4** **30.25 dBV/m** | Grid 2 **M4** **33.49 dBV/m** | Grid 3 **M4** **33.49 dBV/m** |
| Grid 4 **M4** **29.59 dBV/m** | Grid 5 **M4** **33.56 dBV/m** | Grid 6 **M4** **33.56 dBV/m** |
| Grid 7 **M4** **28.96 dBV/m** | Grid 8 **M4** **33.17 dBV/m** | Grid 9 **M4** **33.16 dBV/m** |




0 dB = 47.65 V/m = 33.56 dBV/m

## HAC-RF Emission ANT2

Communication System: UID 10173 - CAG, LTE-TDD (SC-FDMA, 1 RB, 20 MHz, 16-QAM); Frequency: 2506 MHz; Duty Cycle: 1:8.87156
Phantom section: RF Section
DASY5 Configuration:
- Probe: EF3DV3 - SN4041; ConvF(1, 1, 1) @ 2506 MHz; Calibrated: 3/18/2020
- Sensor-Surface: (Fix Surface)
- Electronics: DAE4 Sn1257; Calibrated: 10/10/2019
- Phantom: HAC Test Arch with AMCC; Type: SD HAC P01 BB
- Measurement SW: DASY52, Version 52.10 (2);SEMCAD X Version 14.6.12 (7470)

## LTE Band 41 E-Field measurement/SC-FDMA 1RB 20 MHz 16QAM Ch. 39750/Hearing Aid Compatibility Test (101x101x1): Interpolated grid: dx=0.5000 mm, dy=0.5000 mm

Device Reference Point: 0, 0, -6.3 mm
Reference Value = 45.99 V/m; Power Drift = -0.01 dB
Applied MIF = -1.44 dB
RF audio interference level = 30.08 dBV/m
**Emission category: M3**

MIF scaled E-field

| | | |
|---|---|---|
| Grid 1 **M4** **26.84 dBV/m** | Grid 2 **M3** **30.18 dBV/m** | Grid 3 **M4** **29.61 dBV/m** |
| Grid 4 **M4** **26.81 dBV/m** | Grid 5 **M3** **30.08 dBV/m** | Grid 6 **M4** **29.51 dBV/m** |
| Grid 7 **M4** **22.05 dBV/m** | Grid 8 **M4** **26.12 dBV/m** | Grid 9 **M4** **26.11 dBV/m** |

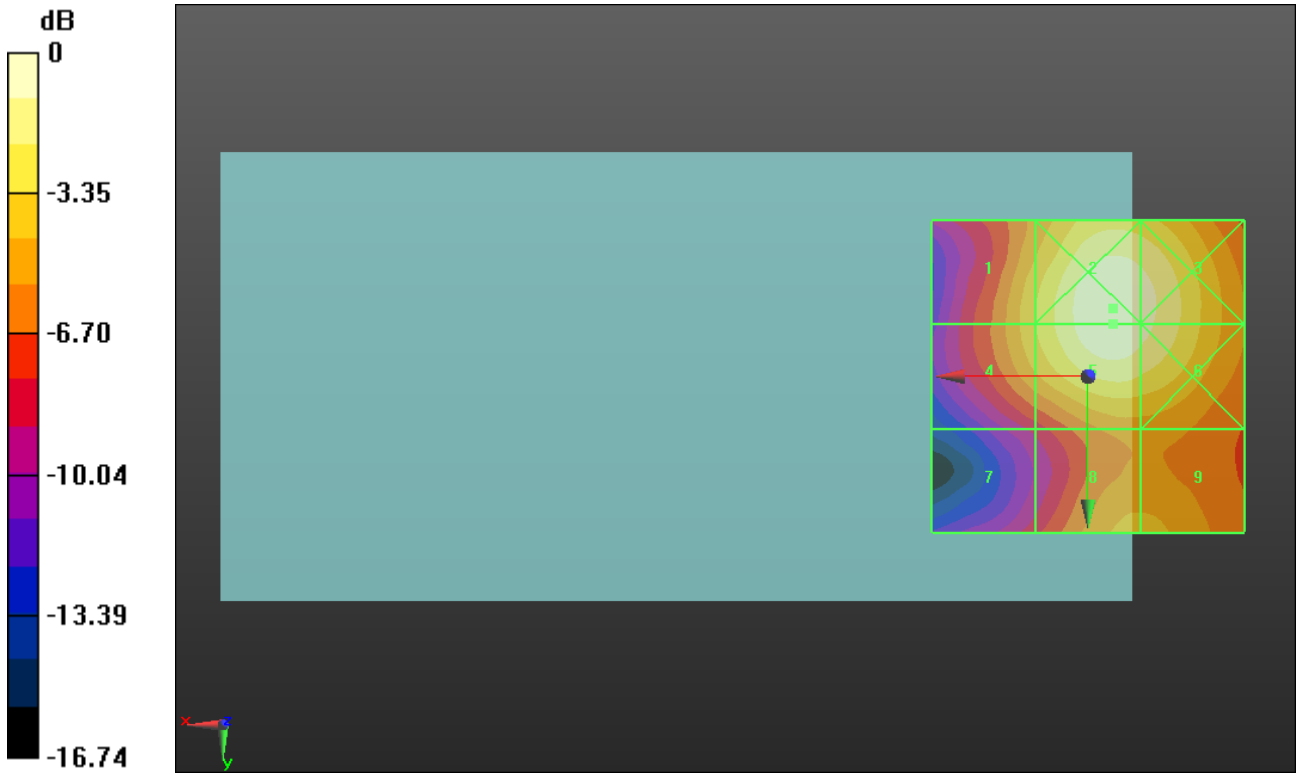


0 dB = 32.27 V/m = 30.18 dBV/m

## HAC-RF Emission ANT2

Communication System: UID 10173 - CAG, LTE-TDD (SC-FDMA, 1 RB, 20 MHz, 16-QAM); Frequency: 2549.5 MHz; Duty Cycle: 1:8.87156
Phantom section: RF Section
DASY5 Configuration:
- Probe: EF3DV3 - SN4041; ConvF(1, 1, 1) @ 2549.5 MHz; Calibrated: 3/18/2020
- Sensor-Surface: (Fix Surface)
- Electronics: DAE4 Sn1257; Calibrated: 10/10/2019
- Phantom: HAC Test Arch with AMCC; Type: SD HAC P01 BB
- Measurement SW: DASY52, Version 52.10 (2);SEMCAD X Version 14.6.12 (7470)

## LTE Band 41 E-Field measurement/SC-FDMA 1RB 20 MHz 16QAM Ch. 40185/Hearing Aid Compatibility Test (101x101x1): Interpolated grid: dx=0.5000 mm, dy=0.5000 mm

Device Reference Point: 0, 0, -6.3 mm
Reference Value = 46.33 V/m; Power Drift = -0.02 dB
Applied MIF = -1.44 dB
RF audio interference level = 30.23 dBV/m

**Emission category: M3**

MIF scaled E-field

| | | |
|---|---|---|
| Grid 1 **M4** **27.17 dBV/m** | Grid 2 **M3** **30.37 dBV/m** | Grid 3 **M4** **29.75 dBV/m** |
| Grid 4 **M4** **27.12 dBV/m** | Grid 5 **M3** **30.23 dBV/m** | Grid 6 **M4** **29.6 dBV/m** |
| Grid 7 **M4** **21.77 dBV/m** | Grid 8 **M4** **26.32 dBV/m** | Grid 9 **M4** **26.32 dBV/m** |




0 dB = 32.99 V/m = 30.37 dBV/m

## HAC-RF Emission ANT2

Communication System: UID 10173 - CAG, LTE-TDD (SC-FDMA, 1 RB, 20 MHz, 16-QAM); Frequency: 2593 MHz; Duty Cycle: 1:8.87156
Phantom section: RF Section
DASY5 Configuration:
- Probe: EF3DV3 - SN4041; ConvF(1, 1, 1) @ 2593 MHz; Calibrated: 3/18/2020
- Sensor-Surface: (Fix Surface)
- Electronics: DAE4 Sn1257; Calibrated: 10/10/2019
- Phantom: HAC Test Arch with AMCC; Type: SD HAC P01 BB
- Measurement SW: DASY52, Version 52.10 (2);SEMCAD X Version 14.6.12 (7470)

## LTE Band 41 E-Field measurement/SC-FDMA 1RB 20 MHz 16QAM Ch. 40620/Hearing Aid Compatibility Test (101x101x1): Interpolated grid: dx=0.5000 mm, dy=0.5000 mm

Device Reference Point: 0, 0, -6.3 mm
Reference Value = 49.89 V/m; Power Drift = -0.01 dB
Applied MIF = -1.44 dB
RF audio interference level = 30.67 dBV/m
**Emission category: M3**

MIF scaled E-field

| | | |
|---|---|---|
| Grid 1 **M4** **27.79 dBV/m** | Grid 2 **M3** **30.77 dBV/m** | Grid 3 **M3** **30.26 dBV/m** |
| Grid 4 **M4** **27.75 dBV/m** | Grid 5 **M3** **30.67 dBV/m** | Grid 6 **M3** **30.13 dBV/m** |
| Grid 7 **M4** **22.54 dBV/m** | Grid 8 **M4** **26.33 dBV/m** | Grid 9 **M4** **26.33 dBV/m** |




0 dB = 34.55 V/m = 30.77 dBV/m

## HAC-RF Emission ANT2

Communication System: UID 10173 - CAG, LTE-TDD (SC-FDMA, 1 RB, 20 MHz, 16-QAM); Frequency: 2636.5 MHz; Duty Cycle: 1:8.87156
Phantom section: RF Section
DASY5 Configuration:
- Probe: EF3DV3 - SN4041; ConvF(1, 1, 1) @ 2636.5 MHz; Calibrated: 3/18/2020
- Sensor-Surface: (Fix Surface)
- Electronics: DAE4 Sn1257; Calibrated: 10/10/2019
- Phantom: HAC Test Arch with AMCC; Type: SD HAC P01 BB
- Measurement SW: DASY52, Version 52.10 (2);SEMCAD X Version 14.6.12 (7470)

## LTE Band 41 E-Field measurement/SC-FDMA 1RB 20 MHz 16QAM Ch. 41055/Hearing Aid Compatibility Test (101x101x1): Interpolated grid: dx=0.5000 mm, dy=0.5000 mm

Device Reference Point: 0, 0, -6.3 mm
Reference Value = 49.35 V/m; Power Drift = 0.02 dB
Applied MIF = -1.44 dB
RF audio interference level = 30.38 dBV/m

**Emission category: M3**

MIF scaled E-field

| | | |
|---|---|---|
| Grid 1 **M4** **27.68 dBV/m** | Grid 2 **M3** **30.44 dBV/m** | Grid 3 **M4** **29.97 dBV/m** |
| Grid 4 **M4** **27.66 dBV/m** | Grid 5 **M3** **30.38 dBV/m** | Grid 6 **M4** **29.9 dBV/m** |
| Grid 7 **M4** **22.9 dBV/m** | Grid 8 **M4** **26.33 dBV/m** | Grid 9 **M4** **26.33 dBV/m** |




0 dB = 33.28 V/m = 30.44 dBV/m

## HAC-RF Emission ANT2

Communication System: UID 10173 - CAG, LTE-TDD (SC-FDMA, 1 RB, 20 MHz, 16-QAM); Frequency: 2680 MHz; Duty Cycle: 1:8.87156
Phantom section: RF Section
DASY5 Configuration:
- Probe: EF3DV3 - SN4041; ConvF(1, 1, 1) @ 2680 MHz; Calibrated: 3/18/2020
- Sensor-Surface: (Fix Surface)
- Electronics: DAE4 Sn1257; Calibrated: 10/10/2019
- Phantom: HAC Test Arch with AMCC; Type: SD HAC P01 BB
- Measurement SW: DASY52, Version 52.10 (2);SEMCAD X Version 14.6.12 (7470)

## LTE Band 41 E-Field measurement/SC-FDMA 1RB 20 MHz 16QAM Ch. 41490/Hearing Aid Compatibility Test (101x101x1): Interpolated grid: dx=0.5000 mm, dy=0.5000 mm

Device Reference Point: 0, 0, -6.3 mm
Reference Value = 47.20 V/m; Power Drift = -0.00 dB
Applied MIF = -1.44 dB
RF audio interference level = 29.90 dBV/m
**Emission category: M4**

MIF scaled E-field

| | | |
|---|---|---|
| Grid 1 **M4** **27.38 dBV/m** | Grid 2 **M4** **29.94 dBV/m** | Grid 3 **M4** **29.43 dBV/m** |
| Grid 4 **M4** **27.34 dBV/m** | Grid 5 **M4** **29.9 dBV/m** | Grid 6 **M4** **29.38 dBV/m** |
| Grid 7 **M4** **22.63 dBV/m** | Grid 8 **M4** **26.14 dBV/m** | Grid 9 **M4** **26.14 dBV/m** |




0 dB = 31.41 V/m = 29.94 dBV/m

## HAC-RF Emission ANT3

Communication System: UID 10021 - CAA, GSM-FDD (TDMA, GMSK); Frequency: 1850.2 MHz; Duty Cycle: 1:8.6896
Phantom section: RF Section
DASY5 Configuration:
- Probe: EF3DV3 - SN4041; ConvF(1, 1, 1) @ 1850.2 MHz; Calibrated: 3/18/2020
- Sensor-Surface: (Fix Surface)
- Electronics: DAE4 Sn1257; Calibrated: 10/10/2019
- Phantom: HAC Test Arch with AMCC; Type: SD HAC P01 BB
- Measurement SW: DASY52, Version 52.10 (2);SEMCAD X Version 14.6.12 (7470)

## GSM1900 E-Field measurement/Voice_ch 512/Hearing Aid Compatibility Test (101x101x1): Interpolated grid: dx=0.5000 mm, dy=0.5000 mm

Device Reference Point: 0, 0, -6.3 mm
Reference Value = 15.94 V/m; Power Drift = -0.18 dB
Applied MIF = 3.63 dB
RF audio interference level = 28.94 dBV/m
**Emission category: M4**

MIF scaled E-field

| | | |
|---|---|---|
| Grid 1 **M4** **27.71 dBV/m** | Grid 2 **M4** **28.29 dBV/m** | Grid 3 **M4** **27.79 dBV/m** |
| Grid 4 **M4** **23.6 dBV/m** | Grid 5 **M4** **28.94 dBV/m** | Grid 6 **M4** **29.18 dBV/m** |
| Grid 7 **M4** **26.65 dBV/m** | Grid 8 **M3** **31.22 dBV/m** | Grid 9 **M3** **31.26 dBV/m** |




0 dB = 36.55 V/m = 31.26 dBV/m

## HAC-RF Emission ANT3

Communication System: UID 10021 - CAA, GSM-FDD (TDMA, GMSK); Frequency: 1880 MHz; Duty Cycle: 1:8.6896
Phantom section: RF Section
DASY5 Configuration:
- Probe: EF3DV3 - SN4041; ConvF(1, 1, 1) @ 1880 MHz; Calibrated: 3/18/2020
- Sensor-Surface: (Fix Surface)
- Electronics: DAE4 Sn1257; Calibrated: 10/10/2019
- Phantom: HAC Test Arch with AMCC; Type: SD HAC P01 BB
- Measurement SW: DASY52, Version 52.10 (2);SEMCAD X Version 14.6.12 (7470)

## GSM1900 E-Field measurement/Voice_ch 661/Hearing Aid Compatibility Test (101x101x1): Interpolated grid: dx=0.5000 mm, dy=0.5000 mm

Device Reference Point: 0, 0, -6.3 mm
Reference Value = 14.57 V/m; Power Drift = -0.09 dB
Applied MIF = 3.63 dB
RF audio interference level = 29.24 dBV/m
**Emission category: M4**

MIF scaled E-field

| | | |
|---|---|---|
| Grid 1 **M4** **28.32 dBV/m** | Grid 2 **M4** **29.24 dBV/m** | Grid 3 **M4** **28.94 dBV/m** |
| Grid 4 **M4** **23.69 dBV/m** | Grid 5 **M4** **28.17 dBV/m** | Grid 6 **M4** **28.46 dBV/m** |
| Grid 7 **M4** **25.45 dBV/m** | Grid 8 **M3** **30.47 dBV/m** | Grid 9 **M3** **30.55 dBV/m** |




0 dB = 33.67 V/m = 30.54 dBV/m

## HAC-RF Emission ANT3

Communication System: UID 10021 - CAA, GSM-FDD (TDMA, GMSK); Frequency: 1909.8 MHz; Duty Cycle: 1:8.6896
Phantom section: RF Section
DASY5 Configuration:
- Probe: EF3DV3 - SN4041; ConvF(1, 1, 1) @ 1909.8 MHz; Calibrated: 3/18/2020
- Sensor-Surface: (Fix Surface)
- Electronics: DAE4 Sn1257; Calibrated: 10/10/2019
- Phantom: HAC Test Arch with AMCC; Type: SD HAC P01 BB
- Measurement SW: DASY52, Version 52.10 (2);SEMCAD X Version 14.6.12 (7470)

## GSM1900 E-Field measurement/Voice_ch 810/Hearing Aid Compatibility Test (101x101x1): Interpolated grid: dx=0.5000 mm, dy=0.5000 mm

Device Reference Point: 0, 0, -6.3 mm
Reference Value = 14.60 V/m; Power Drift = -0.02 dB
Applied MIF = 3.63 dB
RF audio interference level = 29.93 dBV/m
**Emission category: M4**

MIF scaled E-field

| | | |
|---|---|---|
| Grid 1 **M4** **28.7 dBV/m** | Grid 2 **M4** **29.93 dBV/m** | Grid 3 **M4** **29.56 dBV/m** |
| Grid 4 **M4** **23.71 dBV/m** | Grid 5 **M4** **27.76 dBV/m** | Grid 6 **M4** **28.12 dBV/m** |
| Grid 7 **M4** **24.55 dBV/m** | Grid 8 **M4** **29.96 dBV/m** | Grid 9 **M3** **30.07 dBV/m** |




0 dB = 31.89 V/m = 30.07 dBV/m

## HAC-RF Emission ANT3

Communication System: UID 10173 - CAG, LTE-TDD (SC-FDMA, 1 RB, 20 MHz, 16-QAM); Frequency: 2506 MHz; Duty Cycle: 1:8.87156
Phantom section: RF Section
DASY5 Configuration:
- Probe: EF3DV3 - SN4041; ConvF(1, 1, 1) @ 2506 MHz; Calibrated: 3/18/2020
- Sensor-Surface: (Fix Surface)
- Electronics: DAE4 Sn1257; Calibrated: 10/10/2019
- Phantom: HAC Test Arch with AMCC; Type: SD HAC P01 BB
- Measurement SW: DASY52, Version 52.10 (2);SEMCAD X Version 14.6.12 (7470)

## LTE Band 41 E-Field measurement/SC-FDMA 1RB 20 MHz 16QAM Ch. 39750/Hearing Aid Compatibility Test (101x101x1): Interpolated grid: dx=0.5000 mm, dy=0.5000 mm

Device Reference Point: 0, 0, -6.3 mm
Reference Value = 10.95 V/m; Power Drift = 0.02 dB
Applied MIF = -1.44 dB
RF audio interference level = 23.16 dBV/m
**Emission category: M4**

MIF scaled E-field

| | | |
|---|---|---|
| Grid 1 **M4** **25.17 dBV/m** | Grid 2 **M4** **25.69 dBV/m** | Grid 3 **M4** **25.67 dBV/m** |
| Grid 4 **M4** **23.16 dBV/m** | Grid 5 **M4** **22.44 dBV/m** | Grid 6 **M4** **22.77 dBV/m** |
| Grid 7 **M4** **20.76 dBV/m** | Grid 8 **M4** **19.89 dBV/m** | Grid 9 **M4** **20.81 dBV/m** |




0 dB = 19.25 V/m = 25.69 dBV/m

## HAC-RF Emission ANT3

Communication System: UID 10173 - CAG, LTE-TDD (SC-FDMA, 1 RB, 20 MHz, 16-QAM); Frequency: 2549.5 MHz; Duty Cycle: 1:8.87156
Phantom section: RF Section
DASY5 Configuration:
- Probe: EF3DV3 - SN4041; ConvF(1, 1, 1) @ 2549.5 MHz; Calibrated: 3/18/2020
- Sensor-Surface: (Fix Surface)
- Electronics: DAE4 Sn1257; Calibrated: 10/10/2019
- Phantom: HAC Test Arch with AMCC; Type: SD HAC P01 BB
- Measurement SW: DASY52, Version 52.10 (2);SEMCAD X Version 14.6.12 (7470)

## LTE Band 41 E-Field measurement/SC-FDMA 1RB 20 MHz 16QAM Ch. 40185/Hearing Aid Compatibility Test (101x101x1): Interpolated grid: dx=0.5000 mm, dy=0.5000 mm

Device Reference Point: 0, 0, -6.3 mm
Reference Value = 10.43 V/m; Power Drift = 0.07 dB
Applied MIF = -1.44 dB
RF audio interference level = 22.71 dBV/m
**Emission category: M4**

MIF scaled E-field

| | | |
|---|---|---|
| Grid 1 **M4** **24.72 dBV/m** | Grid 2 **M4** **24.77 dBV/m** | Grid 3 **M4** **24.77 dBV/m** |
| Grid 4 **M4** **22.71 dBV/m** | Grid 5 **M4** **21.92 dBV/m** | Grid 6 **M4** **22.31 dBV/m** |
| Grid 7 **M4** **20.16 dBV/m** | Grid 8 **M4** **19.84 dBV/m** | Grid 9 **M4** **20.86 dBV/m** |




0 dB = 17.32 V/m = 24.77 dBV/m

## HAC-RF Emission ANT3

Communication System: UID 10173 - CAG, LTE-TDD (SC-FDMA, 1 RB, 20 MHz, 16-QAM); Frequency: 2593 MHz; Duty Cycle: 1:8.87156
Phantom section: RF Section
DASY5 Configuration:
- Probe: EF3DV3 - SN4041; ConvF(1, 1, 1) @ 2593 MHz; Calibrated: 3/18/2020
- Sensor-Surface: (Fix Surface)
- Electronics: DAE4 Sn1257; Calibrated: 10/10/2019
- Phantom: HAC Test Arch with AMCC; Type: SD HAC P01 BB
- Measurement SW: DASY52, Version 52.10 (2);SEMCAD X Version 14.6.12 (7470)

## LTE Band 41 E-Field measurement/SC-FDMA 1RB 20 MHz 16QAM Ch. 40620/Hearing Aid Compatibility Test (101x101x1): Interpolated grid: dx=0.5000 mm, dy=0.5000 mm

Device Reference Point: 0, 0, -6.3 mm
Reference Value = 9.534 V/m; Power Drift = -0.16 dB
Applied MIF = -1.44 dB
RF audio interference level = 21.59 dBV/m
**Emission category: M4**

MIF scaled E-field

| | | |
|---|---|---|
| Grid 1 **M4** **23.5 dBV/m** | Grid 2 **M4** **24.17 dBV/m** | Grid 3 **M4** **24.06 dBV/m** |
| Grid 4 **M4** **21.59 dBV/m** | Grid 5 **M4** **20.88 dBV/m** | Grid 6 **M4** **21.16 dBV/m** |
| Grid 7 **M4** **19.31 dBV/m** | Grid 8 **M4** **19.85 dBV/m** | Grid 9 **M4** **20.42 dBV/m** |




0 dB = 16.17 V/m = 24.17 dBV/m

## HAC-RF Emission ANT3

Communication System: UID 10173 - CAG, LTE-TDD (SC-FDMA, 1 RB, 20 MHz, 16-QAM); Frequency: 2636.5 MHz; Duty Cycle: 1:8.87156
Phantom section: RF Section
DASY5 Configuration:
- Probe: EF3DV3 - SN4041; ConvF(1, 1, 1) @ 2636.5 MHz; Calibrated: 3/18/2020
- Sensor-Surface: (Fix Surface)
- Electronics: DAE4 Sn1257; Calibrated: 10/10/2019
- Phantom: HAC Test Arch with AMCC; Type: SD HAC P01 BB
- Measurement SW: DASY52, Version 52.10 (2);SEMCAD X Version 14.6.12 (7470)

## LTE Band 41 E-Field measurement/SC-FDMA 1RB 20 MHz 16QAM Ch. 41055/Hearing Aid Compatibility Test (101x101x1): Interpolated grid: dx=0.5000 mm, dy=0.5000 mm

Device Reference Point: 0, 0, -6.3 mm
Reference Value = 8.319 V/m; Power Drift = -0.25 dB
Applied MIF = -1.44 dB
RF audio interference level = 20.88 dBV/m
**Emission category: M4**

MIF scaled E-field

| | | |
|---|---|---|
| Grid 1 **M4** **22.79 dBV/m** | Grid 2 **M4** **23.91 dBV/m** | Grid 3 **M4** **23.91 dBV/m** |
| Grid 4 **M4** **20.78 dBV/m** | Grid 5 **M4** **20.5 dBV/m** | Grid 6 **M4** **20.88 dBV/m** |
| Grid 7 **M4** **18.47 dBV/m** | Grid 8 **M4** **18.58 dBV/m** | Grid 9 **M4** **19.28 dBV/m** |




0 dB = 15.69 V/m = 23.91 dBV/m

## HAC-RF Emission ANT3

Communication System: UID 10173 - CAG, LTE-TDD (SC-FDMA, 1 RB, 20 MHz, 16-QAM); Frequency: 2680 MHz; Duty Cycle: 1:8.87156
Phantom section: RF Section
DASY5 Configuration:
- Probe: EF3DV3 - SN4041; ConvF(1, 1, 1) @ 2680 MHz; Calibrated: 3/18/2020
- Sensor-Surface: (Fix Surface)
- Electronics: DAE4 Sn1257; Calibrated: 10/10/2019
- Phantom: HAC Test Arch with AMCC; Type: SD HAC P01 BB
- Measurement SW: DASY52, Version 52.10 (2);SEMCAD X Version 14.6.12 (7470)

## LTE Band 41 E-Field measurement/SC-FDMA 1RB 20 MHz 16QAM Ch. 41490/Hearing Aid Compatibility Test (101x101x1): Interpolated grid: dx=0.5000 mm, dy=0.5000 mm

Device Reference Point: 0, 0, -6.3 mm
Reference Value = 6.671 V/m; Power Drift = -0.15 dB
Applied MIF = -1.44 dB
RF audio interference level = 21.26 dBV/m
**Emission category: M4**

MIF scaled E-field

| | | |
|---|---|---|
| Grid 1 **M4** **22.04 dBV/m** | Grid 2 **M4** **23.95 dBV/m** | Grid 3 **M4** **23.96 dBV/m** |
| Grid 4 **M4** **20.18 dBV/m** | Grid 5 **M4** **20.93 dBV/m** | Grid 6 **M4** **21.26 dBV/m** |
| Grid 7 **M4** **17.92 dBV/m** | Grid 8 **M4** **18.74 dBV/m** | Grid 9 **M4** **19.18 dBV/m** |




0 dB = 15.77 V/m = 23.96 dBV/m

# HAC-RF Emission ANT3

Communication System: UID 10173 - CAG, LTE-TDD (SC-FDMA, 1 RB, 20 MHz, 16-QAM); Frequency: 2506 MHz; Duty Cycle: 1:8.87156
Phantom section: RF Section
DASY5 Configuration:
- Probe: EF3DV3 - SN4041; ConvF(1, 1, 1) @ 2506 MHz; Calibrated: 3/18/2020
- Sensor-Surface: (Fix Surface)
- Electronics: DAE4 Sn1257; Calibrated: 10/10/2019
- Phantom: HAC Test Arch with AMCC; Type: SD HAC P01 BB
- Measurement SW: DASY52, Version 52.10 (2);SEMCAD X Version 14.6.12 (7470)

**LTE Band 41_Power Class 2 E-Field measurement/SC-FDMA RB 1/49 20 MHz 16QAM Ch. 39750/Hearing Aid Compatibility Test (101x101x1):** Interpolated grid: dx=0.5000 mm, dy=0.5000 mm
Device Reference Point: 0, 0, -6.3 mm
Reference Value = 17.10 V/m; Power Drift = -0.07 dB
Applied MIF = -1.44 dB
RF audio interference level = 25.74 dBV/m
**Emission category: M4**

MIF scaled E-field

| | | |
|---|---|---|
| Grid 1 **M4** **27.05 dBV/m** | Grid 2 **M4** **27.53 dBV/m** | Grid 3 **M4** **27.51 dBV/m** |
| Grid 4 **M4** **24.67 dBV/m** | Grid 5 **M4** **25.56 dBV/m** | Grid 6 **M4** **25.74 dBV/m** |
| Grid 7 **M4** **21.97 dBV/m** | Grid 8 **M4** **22.38 dBV/m** | Grid 9 **M4** **23.08 dBV/m** |




0 dB = 23.80 V/m = 27.53 dBV/m

## HAC-RF Emission ANT3

Communication System: UID 10173 - CAG, LTE-TDD (SC-FDMA, 1 RB, 20 MHz, 16-QAM); Frequency: 2549.5 MHz; Duty Cycle: 1:8.87156
Phantom section: RF Section
DASY5 Configuration:
- Probe: EF3DV3 - SN4041; ConvF(1, 1, 1) @ 2549.5 MHz; Calibrated: 3/18/2020
- Sensor-Surface: (Fix Surface)
- Electronics: DAE4 Sn1257; Calibrated: 10/10/2019
- Phantom: HAC Test Arch with AMCC; Type: SD HAC P01 BB
- Measurement SW: DASY52, Version 52.10 (2);SEMCAD X Version 14.6.12 (7470)

**LTE Band 41_Power Class 2 E-Field measurement/SC-FDMA RB 1/49 20 MHz 16QAM Ch. 40185/Hearing Aid Compatibility Test (101x101x1):** Interpolated grid: dx=0.5000 mm, dy=0.5000 mm
Device Reference Point: 0, 0, -6.3 mm
Reference Value = 20.44 V/m; Power Drift = -0.07 dB
Applied MIF = -1.44 dB
RF audio interference level = 26.96 dBV/m
**Emission category: M4**

MIF scaled E-field

| | | |
|---|---|---|
| Grid 1 **M4** **28.4 dBV/m** | Grid 2 **M4** **28.43 dBV/m** | Grid 3 **M4** **28.39 dBV/m** |
| Grid 4 **M4** **26.17 dBV/m** | Grid 5 **M4** **26.83 dBV/m** | Grid 6 **M4** **26.96 dBV/m** |
| Grid 7 **M4** **23.65 dBV/m** | Grid 8 **M4** **24.43 dBV/m** | Grid 9 **M4** **24.99 dBV/m** |




0 dB = 26.38 V/m = 28.43 dBV/m

# HAC-RF Emission ANT3

Communication System: UID 10173 - CAG, LTE-TDD (SC-FDMA, 1 RB, 20 MHz, 16-QAM); Frequency: 2593 MHz; Duty Cycle: 1:8.87156
Phantom section: RF Section
DASY5 Configuration:
- Probe: EF3DV3 - SN4041; ConvF(1, 1, 1) @ 2593 MHz; Calibrated: 3/18/2020
- Sensor-Surface: (Fix Surface)
- Electronics: DAE4 Sn1257; Calibrated: 10/10/2019
- Phantom: HAC Test Arch with AMCC; Type: SD HAC P01 BB
- Measurement SW: DASY52, Version 52.10 (2);SEMCAD X Version 14.6.12 (7470)

**LTE Band 41_Power Class 2 E-Field measurement/SC-FDMA RB 1/49 20 MHz 16QAM Ch. 40620/Hearing Aid Compatibility Test (101x101x1):** Interpolated grid: dx=0.5000 mm, dy=0.5000 mm
Device Reference Point: 0, 0, -6.3 mm
Reference Value = 14.56 V/m; Power Drift = -0.15 dB
Applied MIF = -1.44 dB
RF audio interference level = 24.43 dBV/m
**Emission category: M4**

MIF scaled E-field

| | | |
|---|---|---|
| Grid 1 **M4** **26.25 dBV/m** | Grid 2 **M4** **26.63 dBV/m** | Grid 3 **M4** **26.54 dBV/m** |
| Grid 4 **M4** **24.38 dBV/m** | Grid 5 **M4** **24.24 dBV/m** | Grid 6 **M4** **24.43 dBV/m** |
| Grid 7 **M4** **22.1 dBV/m** | Grid 8 **M4** **22.51 dBV/m** | Grid 9 **M4** **23.2 dBV/m** |




0 dB = 21.45 V/m = 26.63 dBV/m

## HAC-RF Emission ANT3

Communication System: UID 10173 - CAG, LTE-TDD (SC-FDMA, 1 RB, 20 MHz, 16-QAM); Frequency: 2636.5 MHz; Duty Cycle: 1:8.87156
Phantom section: RF Section
DASY5 Configuration:
- Probe: EF3DV3 - SN4041; ConvF(1, 1, 1) @ 2636.5 MHz; Calibrated: 3/18/2020
- Sensor-Surface: (Fix Surface)
- Electronics: DAE4 Sn1257; Calibrated: 10/10/2019
- Phantom: HAC Test Arch with AMCC; Type: SD HAC P01 BB
- Measurement SW: DASY52, Version 52.10 (2);SEMCAD X Version 14.6.12 (7470)

**LTE Band 41_Power Class 2 E-Field measurement/SC-FDMA RB 1/49 20 MHz 16QAM Ch. 41055/Hearing Aid Compatibility Test (101x101x1):** Interpolated grid: dx=0.5000 mm, dy=0.5000 mm
Device Reference Point: 0, 0, -6.3 mm
Reference Value = 10.40 V/m; Power Drift = -0.02 dB
Applied MIF = -1.44 dB
RF audio interference level = 22.05 dBV/m
**Emission category: M4**

MIF scaled E-field

| | | |
|---|---|---|
| Grid 1 **M4** **23.96 dBV/m** | Grid 2 **M4** **24.45 dBV/m** | Grid 3 **M4** **24.43 dBV/m** |
| Grid 4 **M4** **22.05 dBV/m** | Grid 5 **M4** **21.89 dBV/m** | Grid 6 **M4** **22.02 dBV/m** |
| Grid 7 **M4** **19.12 dBV/m** | Grid 8 **M4** **18.74 dBV/m** | Grid 9 **M4** **19.5 dBV/m** |




0 dB = 16.69 V/m = 24.45 dBV/m

# HAC-RF Emission ANT3

Communication System: UID 10173 - CAG, LTE-TDD (SC-FDMA, 1 RB, 20 MHz, 16-QAM); Frequency: 2680 MHz; Duty Cycle: 1:8.87156
Phantom section: RF Section
DASY5 Configuration:
- Probe: EF3DV3 - SN4041; ConvF(1, 1, 1) @ 2680 MHz; Calibrated: 3/18/2020
- Sensor-Surface: (Fix Surface)
- Electronics: DAE4 Sn1257; Calibrated: 10/10/2019
- Phantom: HAC Test Arch with AMCC; Type: SD HAC P01 BB
- Measurement SW: DASY52, Version 52.10 (2);SEMCAD X Version 14.6.12 (7470)

**LTE Band 41_Power Class 2 E-Field measurement/SC-FDMA RB 1/49 20 MHz 16QAM Ch. 41490/Hearing Aid Compatibility Test (101x101x1):** Interpolated grid: dx=0.5000 mm, dy=0.5000 mm
Device Reference Point: 0, 0, -6.3 mm
Reference Value = 11.91 V/m; Power Drift = -0.07 dB
Applied MIF = -1.44 dB
RF audio interference level = 24.31 dBV/m
**Emission category: M4**

MIF scaled E-field

| | | |
|---|---|---|
| Grid 1 **M4** **26.1 dBV/m** | Grid 2 **M4** **26.74 dBV/m** | Grid 3 **M4** **26.74 dBV/m** |
| Grid 4 **M4** **24.26 dBV/m** | Grid 5 **M4** **24.1 dBV/m** | Grid 6 **M4** **24.31 dBV/m** |
| Grid 7 **M4** **21.62 dBV/m** | Grid 8 **M4** **19.1 dBV/m** | Grid 9 **M4** **20.5 dBV/m** |

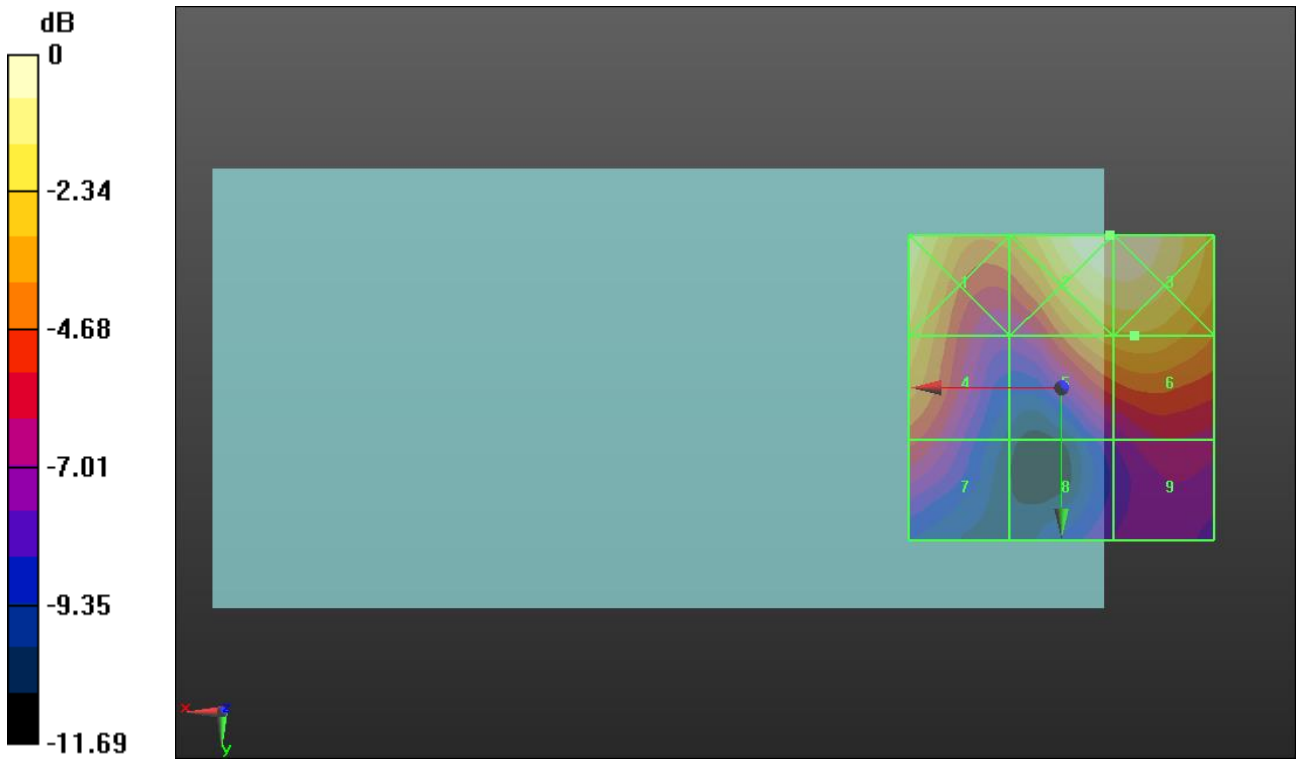


0 dB = 21.73 V/m = 26.74 dBV/m

## HAC-RF Emission ANT3 Wi-Fi 2.4GHz

Communication System: UID 10061 - CAB, IEEE 802.11b WiFi 2.4 GHz (DSSS, 11 Mbps); Frequency: 2417 MHz; Duty Cycle: 1:2.29034
Phantom section: RF Section
DASY5 Configuration:
- Probe: EF3DV3 - SN4041; ConvF(1, 1, 1) @ 2417 MHz; Calibrated: 3/18/2020
- Sensor-Surface: (Fix Surface)
- Electronics: DAE4 Sn1257; Calibrated: 10/10/2019
- Phantom: HAC Test Arch with AMCC; Type: SD HAC P01 BB
- Measurement SW: DASY52, Version 52.10 (2);SEMCAD X Version 14.6.12 (7470)

### 802.11b E-Field measurement/IEEE 802.11b_OFDM 11 Mbps Ch. 2/Hearing Aid Compatibility Test (101x101x1): Interpolated grid: dx=0.5000 mm, dy=0.5000 mm

Device Reference Point: 0, 0, -6.3 mm
Reference Value = 15.64 V/m; Power Drift = -0.00 dB
Applied MIF = -2.02 dB
RF audio interference level = 20.17 dBV/m
**Emission category: M4**

MIF scaled E-field

| | | |
|---|---|---|
| Grid 1 **M4** **16.01 dBV/m** | Grid 2 **M4** **19.12 dBV/m** | Grid 3 **M4** **19.14 dBV/m** |
| Grid 4 **M4** **16.99 dBV/m** | Grid 5 **M4** **20.17 dBV/m** | Grid 6 **M4** **20.17 dBV/m** |
| Grid 7 **M4** **20.23 dBV/m** | Grid 8 **M4** **20.02 dBV/m** | Grid 9 **M4** **20.02 dBV/m** |




0 dB = 10.27 V/m = 20.23 dBV/m

## HAC-RF Emission ANT3 Wi-Fi 2.4GHz

Communication System: UID 10061 - CAB, IEEE 802.11b WiFi 2.4 GHz (DSSS, 11 Mbps); Frequency: 2437 MHz; Duty Cycle: 1:2.29034
Phantom section: RF Section
DASY5 Configuration:
- Probe: EF3DV3 - SN4041; ConvF(1, 1, 1) @ 2437 MHz; Calibrated: 3/18/2020
- Sensor-Surface: (Fix Surface)
- Electronics: DAE4 Sn1257; Calibrated: 10/10/2019
- Phantom: HAC Test Arch with AMCC; Type: SD HAC P01 BB
- Measurement SW: DASY52, Version 52.10 (2);SEMCAD X Version 14.6.12 (7470)

### 802.11b E-Field measurement/IEEE 802.11b_OFDM 11 Mbps Ch. 6/Hearing Aid Compatibility Test (101x101x1): Interpolated grid: dx=0.5000 mm, dy=0.5000 mm

Device Reference Point: 0, 0, -6.3 mm
Reference Value = 14.72 V/m; Power Drift = -0.12 dB
Applied MIF = -2.02 dB
RF audio interference level = 19.69 dBV/m
**Emission category: M4**

MIF scaled E-field

| | | |
|---|---|---|
| Grid 1 **M4** **15.61 dBV/m** | Grid 2 **M4** **18.36 dBV/m** | Grid 3 **M4** **18.23 dBV/m** |
| Grid 4 **M4** **17.12 dBV/m** | Grid 5 **M4** **19.68 dBV/m** | Grid 6 **M4** **19.69 dBV/m** |
| Grid 7 **M4** **19.76 dBV/m** | Grid 8 **M4** **19.64 dBV/m** | Grid 9 **M4** **19.67 dBV/m** |

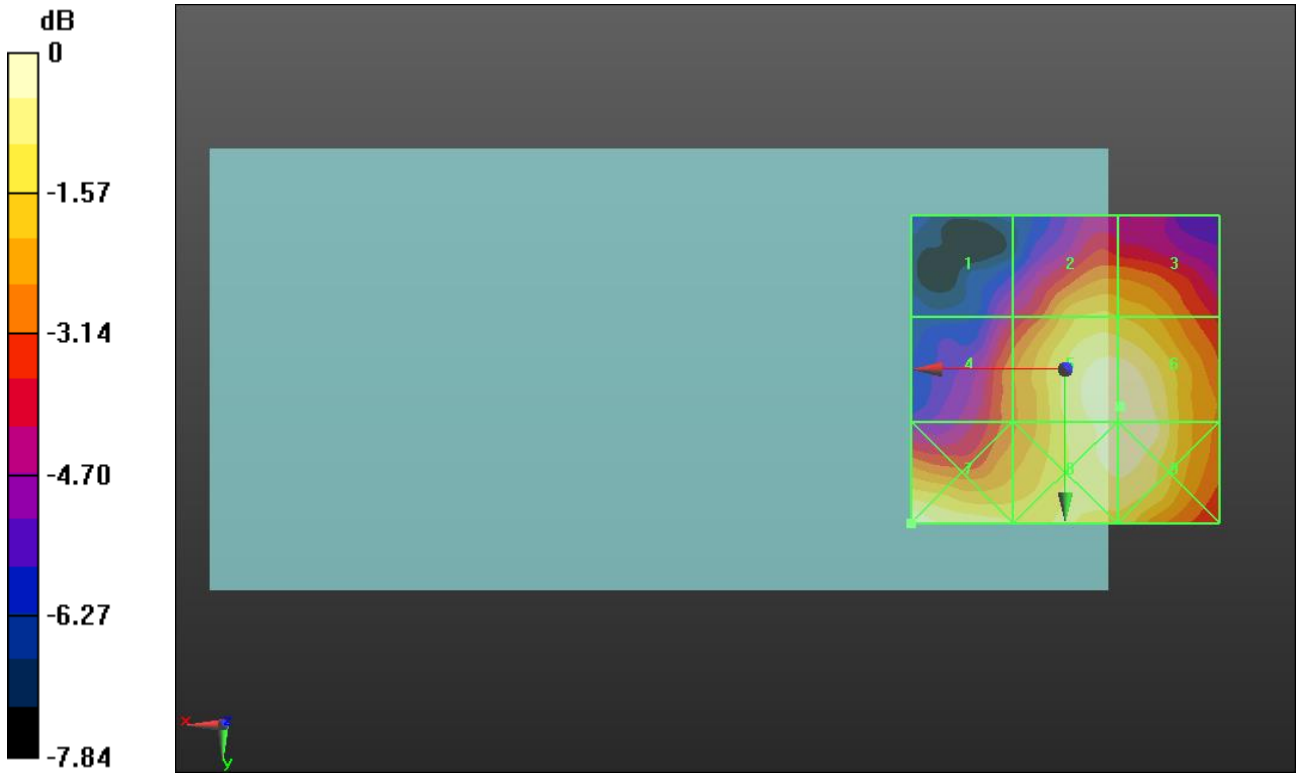


0 dB = 9.728 V/m = 19.76 dBV/m

## HAC-RF Emission ANT3 Wi-Fi 2.4GHz

Communication System: UID 10061 - CAB, IEEE 802.11b WiFi 2.4 GHz (DSSS, 11 Mbps); Frequency: 2462 MHz; Duty Cycle: 1:2.29034
Phantom section: RF Section
DASY5 Configuration:
- Probe: EF3DV3 - SN4041; ConvF(1, 1, 1) @ 2462 MHz; Calibrated: 3/18/2020
- Sensor-Surface: (Fix Surface)
- Electronics: DAE4 Sn1257; Calibrated: 10/10/2019
- Phantom: HAC Test Arch with AMCC; Type: SD HAC P01 BB
- Measurement SW: DASY52, Version 52.10 (2);SEMCAD X Version 14.6.12 (7470)

### 802.11b E-Field measurement/IEEE 802.11b_OFDM 11 Mbps Ch. 11/Hearing Aid Compatibility Test (101x101x1): Interpolated grid: dx=0.5000 mm, dy=0.5000 mm

Device Reference Point: 0, 0, -6.3 mm
Reference Value = 15.14 V/m; Power Drift = -0.14 dB
Applied MIF = -2.02 dB
RF audio interference level = 20.19 dBV/m
**Emission category: M4**

MIF scaled E-field

| | | |
|---|---|---|
| Grid 1 **M4** **14.87 dBV/m** | Grid 2 **M4** **18.1 dBV/m** | Grid 3 **M4** **18.12 dBV/m** |
| Grid 4 **M4** **17.36 dBV/m** | Grid 5 **M4** **20.16 dBV/m** | Grid 6 **M4** **20.19 dBV/m** |
| Grid 7 **M4** **21.01 dBV/m** | Grid 8 **M4** **20.22 dBV/m** | Grid 9 **M4** **20.25 dBV/m** |

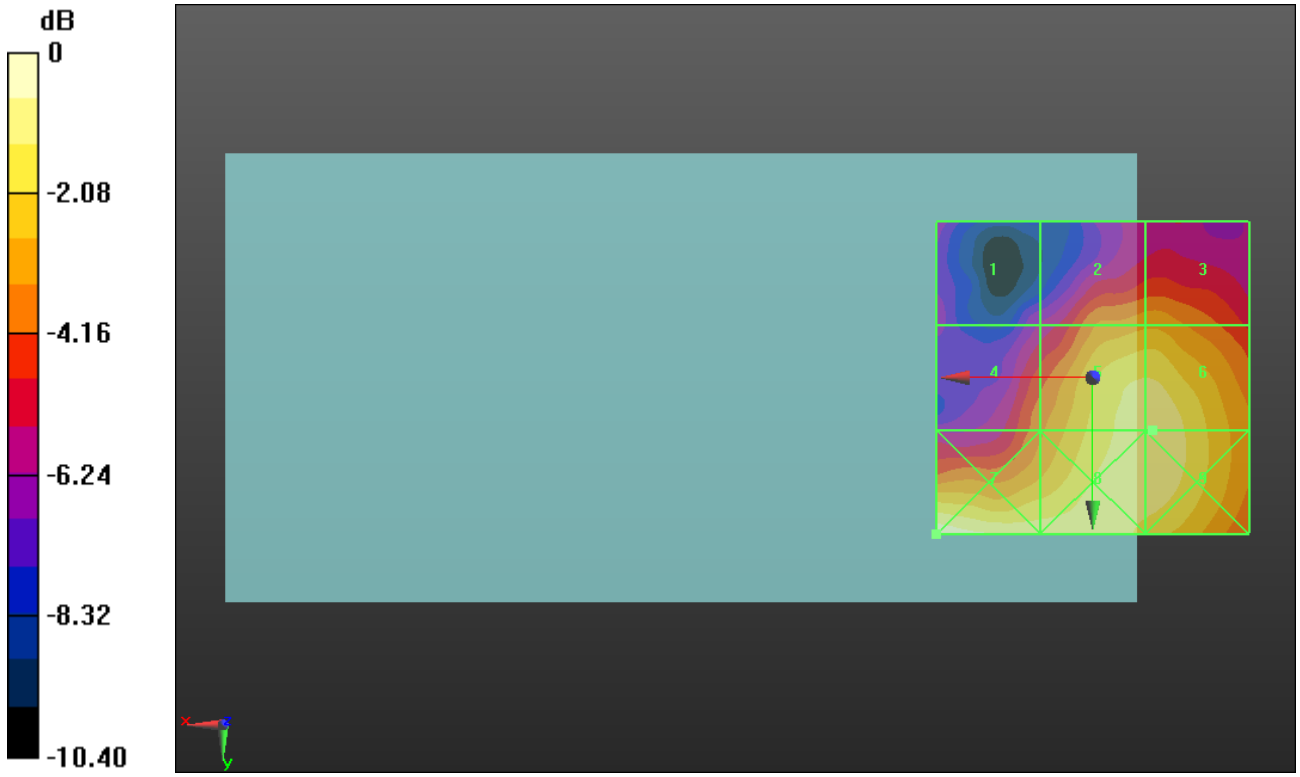


0 dB = 11.23 V/m = 21.01 dBV/m

## HAC-RF Emission ANT3 Wi-Fi 2.4GHz

Communication System: UID 10077 - CAB, IEEE 802.11g WiFi 2.4 GHz (DSSS/OFDM, 54 Mbps); Frequency: 2422 MHz; Duty Cycle: 1:12.5777
Phantom section: RF Section
DASY5 Configuration:
- Probe: EF3DV3 - SN4041; ConvF(1, 1, 1) @ 2422 MHz; Calibrated: 3/18/2020
- Sensor-Surface: (Fix Surface)
- Electronics: DAE4 Sn1257; Calibrated: 10/10/2019
- Phantom: HAC Test Arch with AMCC; Type: SD HAC P01 BB
- Measurement SW: DASY52, Version 52.10 (2);SEMCAD X Version 14.6.12 (7470)

### 802.11g E-Field measurement/IEEE 802.11g_OFDM 54 Mbps Ch. 3/Hearing Aid Compatibility Test (101x101x1): Interpolated grid: dx=0.5000 mm, dy=0.5000 mm

Device Reference Point: 0, 0, -6.3 mm
Reference Value = 16.56 V/m; Power Drift = 0.02 dB
Applied MIF = 0.12 dB
RF audio interference level = 22.58 dBV/m
**Emission category: M4**

MIF scaled E-field

| | | |
|---|---|---|
| Grid 1 **M4** **18.16 dBV/m** | Grid 2 **M4** **21.45 dBV/m** | Grid 3 **M4** **21.26 dBV/m** |
| Grid 4 **M4** **19.74 dBV/m** | Grid 5 **M4** **22.58 dBV/m** | Grid 6 **M4** **22.58 dBV/m** |
| Grid 7 **M4** **23.03 dBV/m** | Grid 8 **M4** **22.51 dBV/m** | Grid 9 **M4** **22.51 dBV/m** |

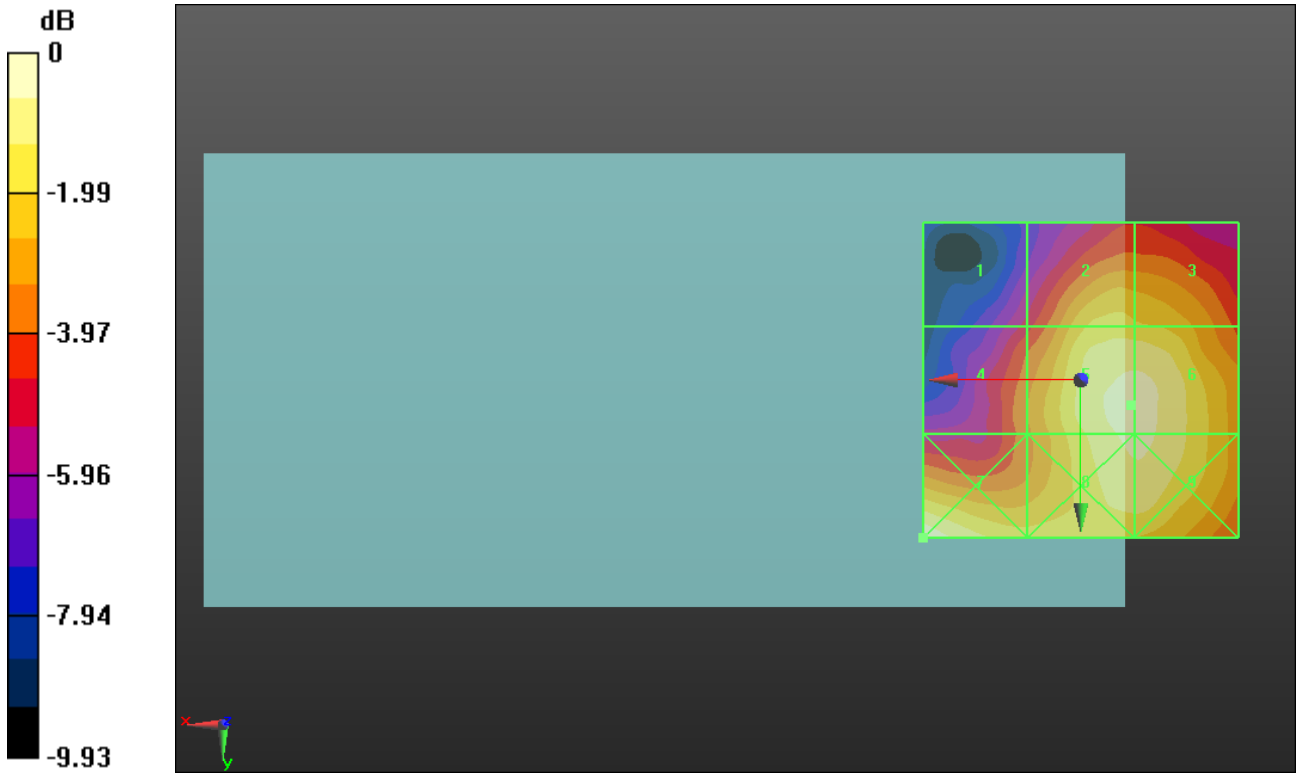


0 dB = 14.18 V/m = 23.03 dBV/m

## HAC-RF Emission ANT3 Wi-Fi 2.4GHz

Communication System: UID 10077 - CAB, IEEE 802.11g WiFi 2.4 GHz (DSSS/OFDM, 54 Mbps); Frequency: 2437 MHz; Duty Cycle: 1:12.5777
Phantom section: RF Section
DASY5 Configuration:
- Probe: EF3DV3 - SN4041; ConvF(1, 1, 1) @ 2437 MHz; Calibrated: 3/18/2020
- Sensor-Surface: (Fix Surface)
- Electronics: DAE4 Sn1257; Calibrated: 10/10/2019
- Phantom: HAC Test Arch with AMCC; Type: SD HAC P01 BB
- Measurement SW: DASY52, Version 52.10 (2);SEMCAD X Version 14.6.12 (7470)

### 802.11g E-Field measurement/IEEE 802.11g_OFDM 54 Mbps Ch. 6/Hearing Aid Compatibility Test (101x101x1): Interpolated grid: dx=0.5000 mm, dy=0.5000 mm

Device Reference Point: 0, 0, -6.3 mm
Reference Value = 14.80 V/m; Power Drift = -0.12 dB
Applied MIF = 0.12 dB
RF audio interference level = 21.42 dBV/m
**Emission category: M4**

MIF scaled E-field

| | | |
|---|---|---|
| Grid 1 **M4** **17.1 dBV/m** | Grid 2 **M4** **19.73 dBV/m** | Grid 3 **M4** **19.58 dBV/m** |
| Grid 4 **M4** **18.67 dBV/m** | Grid 5 **M4** **21.4 dBV/m** | Grid 6 **M4** **21.42 dBV/m** |
| Grid 7 **M4** **21.86 dBV/m** | Grid 8 **M4** **21.34 dBV/m** | Grid 9 **M4** **21.34 dBV/m** |




0 dB = 12.38 V/m = 21.85 dBV/m

## HAC-RF Emission ANT3 Wi-Fi 2.4GHz

Communication System: UID 10077 - CAB, IEEE 802.11g WiFi 2.4 GHz (DSSS/OFDM, 54 Mbps); Frequency: 2452 MHz; Duty Cycle: 1:12.5777
Phantom section: RF Section
DASY5 Configuration:
- Probe: EF3DV3 - SN4041; ConvF(1, 1, 1) @ 2452 MHz; Calibrated: 3/18/2020
- Sensor-Surface: (Fix Surface)
- Electronics: DAE4 Sn1257; Calibrated: 10/10/2019
- Phantom: HAC Test Arch with AMCC; Type: SD HAC P01 BB
- Measurement SW: DASY52, Version 52.10 (2);SEMCAD X Version 14.6.12 (7470)

### 802.11g E-Field measurement/IEEE 802.11g_OFDM 54 Mbps Ch. 9/Hearing Aid Compatibility Test (101x101x1): Interpolated grid: dx=0.5000 mm, dy=0.5000 mm

Device Reference Point: 0, 0, -6.3 mm
Reference Value = 14.28 V/m; Power Drift = -0.18 dB
Applied MIF = 0.12 dB
RF audio interference level = 21.69 dBV/m
**Emission category: M4**

MIF scaled E-field

| | | |
|---|---|---|
| Grid 1 **M4** **17.08 dBV/m** | Grid 2 **M4** **19.9 dBV/m** | Grid 3 **M4** **19.9 dBV/m** |
| Grid 4 **M4** **19.36 dBV/m** | Grid 5 **M4** **21.68 dBV/m** | Grid 6 **M4** **21.69 dBV/m** |
| Grid 7 **M4** **22.27 dBV/m** | Grid 8 **M4** **21.69 dBV/m** | Grid 9 **M4** **21.7 dBV/m** |

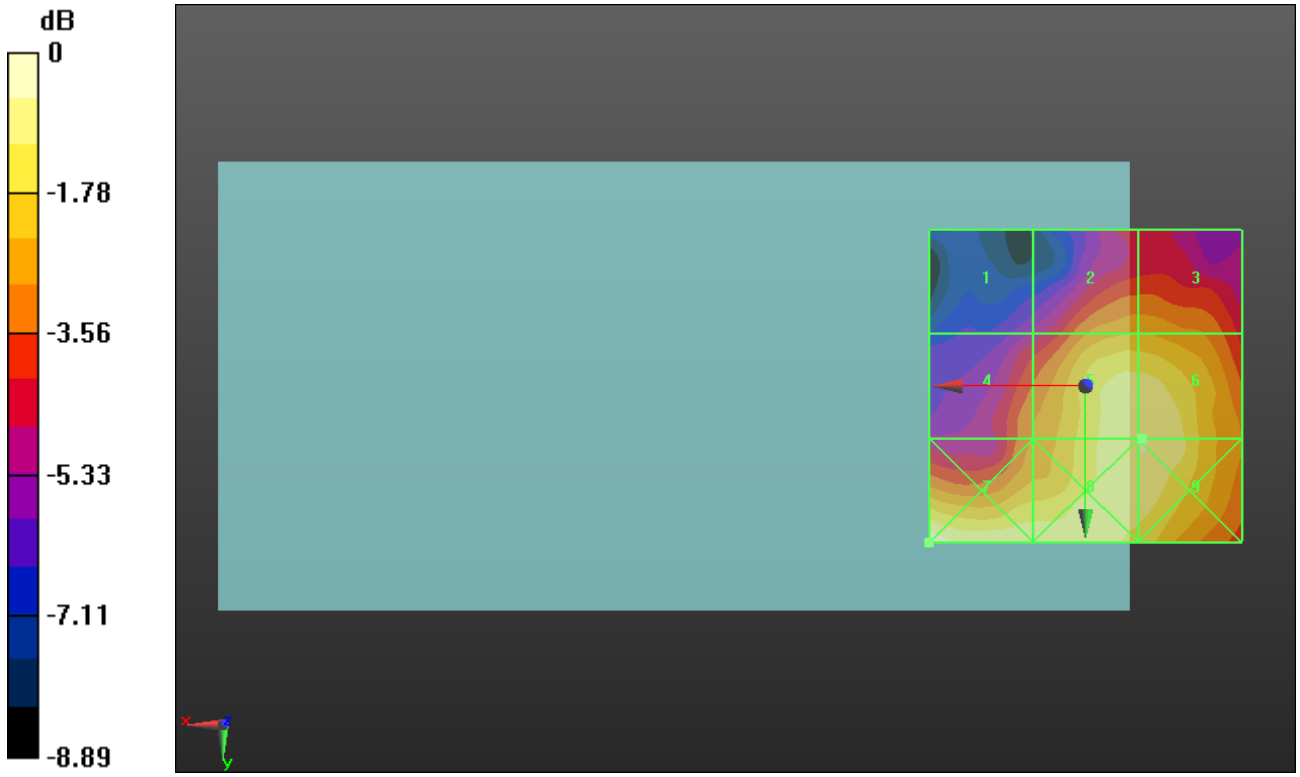


0 dB = 12.99 V/m = 22.27 dBV/m

## HAC-RF Emission ANT4

Communication System: UID 10021 - CAA, GSM-FDD (TDMA, GMSK); Frequency: 1850.2 MHz; Duty Cycle: 1:8.6896
Phantom section: RF Section
DASY5 Configuration:
- Probe: EF3DV3 - SN4041; ConvF(1, 1, 1) @ 1850.2 MHz; Calibrated: 3/18/2020
- Sensor-Surface: (Fix Surface)
- Electronics: DAE4 Sn1257; Calibrated: 10/10/2019
- Phantom: HAC Test Arch with AMCC; Type: SD HAC P01 BB
- Measurement SW: DASY52, Version 52.10 (2);SEMCAD X Version 14.6.12 (7470)

## GSM1900 E-Field measurement/Voice_ch 512/Hearing Aid Compatibility Test (101x101x1): Interpolated grid: dx=0.5000 mm, dy=0.5000 mm

Device Reference Point: 0, 0, -6.3 mm
Reference Value = 15.42 V/m; Power Drift = -0.12 dB
Applied MIF = 3.63 dB
RF audio interference level = 27.19 dBV/m
**Emission category: M4**

MIF scaled E-field

| | | |
|---|---|---|
| Grid 1 **M3** **32.25 dBV/m** | Grid 2 **M3** **32.23 dBV/m** | Grid 3 **M4** **29.92 dBV/m** |
| Grid 4 **M4** **27 dBV/m** | Grid 5 **M4** **27.19 dBV/m** | Grid 6 **M4** **26.71 dBV/m** |
| Grid 7 **M4** **22.64 dBV/m** | Grid 8 **M4** **26.11 dBV/m** | Grid 9 **M4** **26.38 dBV/m** |

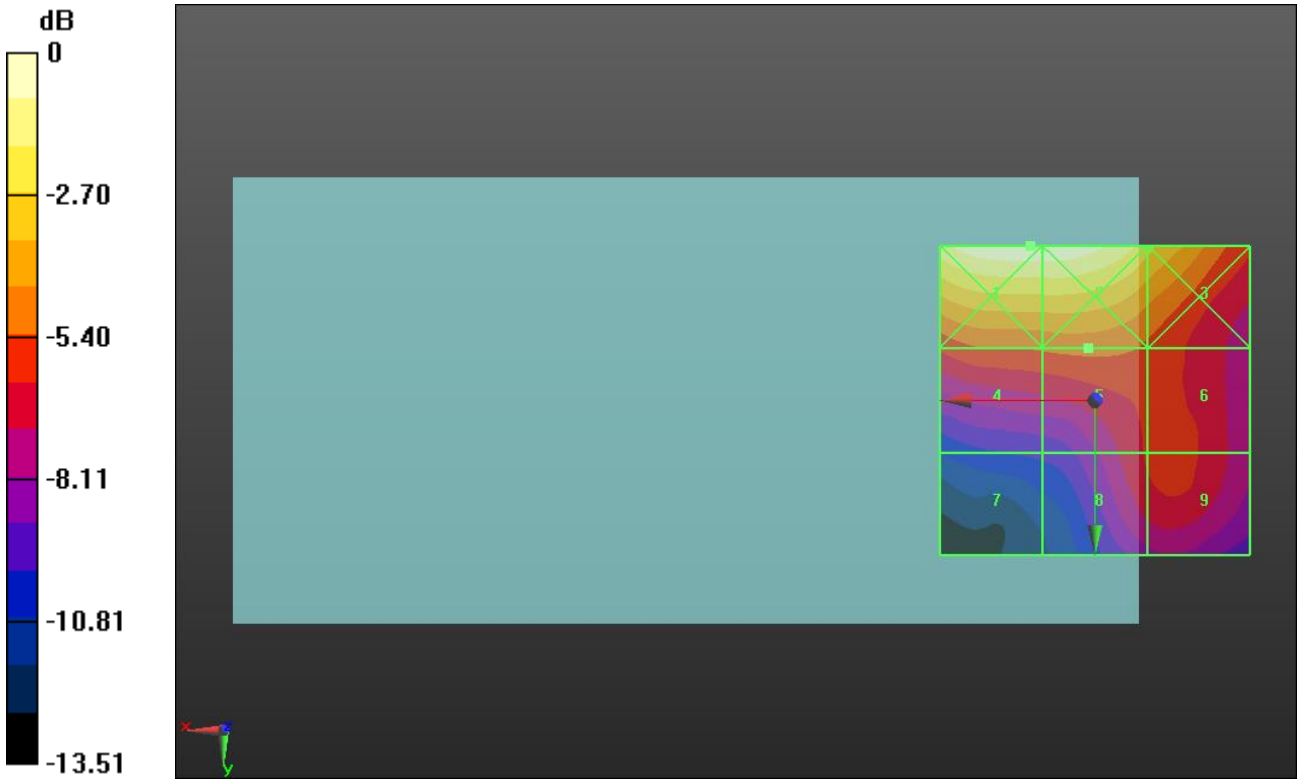


0 dB = 40.99 V/m = 32.25 dBV/m

## HAC-RF Emission ANT4

Communication System: UID 10021 - CAA, GSM-FDD (TDMA, GMSK); Frequency: 1880 MHz; Duty Cycle: 1:8.6896
Phantom section: RF Section
DASY5 Configuration:
- Probe: EF3DV3 - SN4041; ConvF(1, 1, 1) @ 1880 MHz; Calibrated: 3/18/2020
- Sensor-Surface: (Fix Surface)
- Electronics: DAE4 Sn1257; Calibrated: 10/10/2019
- Phantom: HAC Test Arch with AMCC; Type: SD HAC P01 BB
- Measurement SW: DASY52, Version 52.10 (2);SEMCAD X Version 14.6.12 (7470)

## GSM1900 E-Field measurement/Voice_ch 661/Hearing Aid Compatibility Test (101x101x1): Interpolated grid: dx=0.5000 mm, dy=0.5000 mm

Device Reference Point: 0, 0, -6.3 mm
Reference Value = 15.76 V/m; Power Drift = 0.02 dB
Applied MIF = 3.63 dB
RF audio interference level = 27.08 dBV/m
**Emission category: M4**

MIF scaled E-field

| | | |
|---|---|---|
| Grid 1 **M3** **32.12 dBV/m** | Grid 2 **M3** **32 dBV/m** | Grid 3 **M3** **30.12 dBV/m** |
| Grid 4 **M4** **26.81 dBV/m** | Grid 5 **M4** **27.08 dBV/m** | Grid 6 **M4** **26.84 dBV/m** |
| Grid 7 **M4** **22.99 dBV/m** | Grid 8 **M4** **26.21 dBV/m** | Grid 9 **M4** **26.47 dBV/m** |




0 dB = 40.35 V/m = 32.12 dBV/m

## HAC-RF Emission ANT4

Communication System: UID 10021 - CAA, GSM-FDD (TDMA, GMSK); Frequency: 1909.8 MHz; Duty Cycle: 1:8.6896
Phantom section: RF Section
DASY5 Configuration:
- Probe: EF3DV3 - SN4041; ConvF(1, 1, 1) @ 1909.8 MHz; Calibrated: 3/18/2020
- Sensor-Surface: (Fix Surface)
- Electronics: DAE4 Sn1257; Calibrated: 10/10/2019
- Phantom: HAC Test Arch with AMCC; Type: SD HAC P01 BB
- Measurement SW: DASY52, Version 52.10 (2);SEMCAD X Version 14.6.12 (7470)

## GSM1900 E-Field measurement/Voice_ch 810/Hearing Aid Compatibility Test (101x101x1): Interpolated grid: dx=0.5000 mm, dy=0.5000 mm

Device Reference Point: 0, 0, -6.3 mm
Reference Value = 15.98 V/m; Power Drift = -0.06 dB
Applied MIF = 3.63 dB
RF audio interference level = 27.04 dBV/m
**Emission category: M4**

MIF scaled E-field

| | | |
|---|---|---|
| Grid 1 **M3** **31.81 dBV/m** | Grid 2 **M3** **31.7 dBV/m** | Grid 3 **M3** **30.28 dBV/m** |
| Grid 4 **M4** **26.41 dBV/m** | Grid 5 **M4** **27.04 dBV/m** | Grid 6 **M4** **26.96 dBV/m** |
| Grid 7 **M4** **23.24 dBV/m** | Grid 8 **M4** **26.1 dBV/m** | Grid 9 **M4** **26.24 dBV/m** |




0 dB = 38.97 V/m = 31.81 dBV/m

## HAC-RF Emission ANT4

Communication System: UID 10173 - CAG, LTE-TDD (SC-FDMA, 1 RB, 20 MHz, 16-QAM); Frequency: 2506 MHz; Duty Cycle: 1:8.87156
Phantom section: RF Section
DASY5 Configuration:
- Probe: EF3DV3 - SN4041; ConvF(1, 1, 1) @ 2506 MHz; Calibrated: 3/18/2020
- Sensor-Surface: (Fix Surface)
- Electronics: DAE4 Sn1257; Calibrated: 10/10/2019
- Phantom: HAC Test Arch with AMCC; Type: SD HAC P01 BB
- Measurement SW: DASY52, Version 52.10 (2);SEMCAD X Version 14.6.12 (7470)

## LTE Band 41 E-Field measurement/SC-FDMA 1RB 20 MHz 16QAM Ch. 39750/Hearing Aid Compatibility Test (101x101x1): Interpolated grid: dx=0.5000 mm, dy=0.5000 mm

Device Reference Point: 0, 0, -6.3 mm
Reference Value = 24.87 V/m; Power Drift = -0.03 dB
Applied MIF = -1.44 dB
RF audio interference level = 25.66 dBV/m
**Emission category: M4**

MIF scaled E-field

| | | |
|---|---|---|
| Grid 1 **M4** **19.32 dBV/m** | Grid 2 **M4** **22.8 dBV/m** | Grid 3 **M4** **22.9 dBV/m** |
| Grid 4 **M4** **23.05 dBV/m** | Grid 5 **M4** **25.66 dBV/m** | Grid 6 **M4** **25.65 dBV/m** |
| Grid 7 **M4** **25.83 dBV/m** | Grid 8 **M4** **27.37 dBV/m** | Grid 9 **M4** **27.02 dBV/m** |

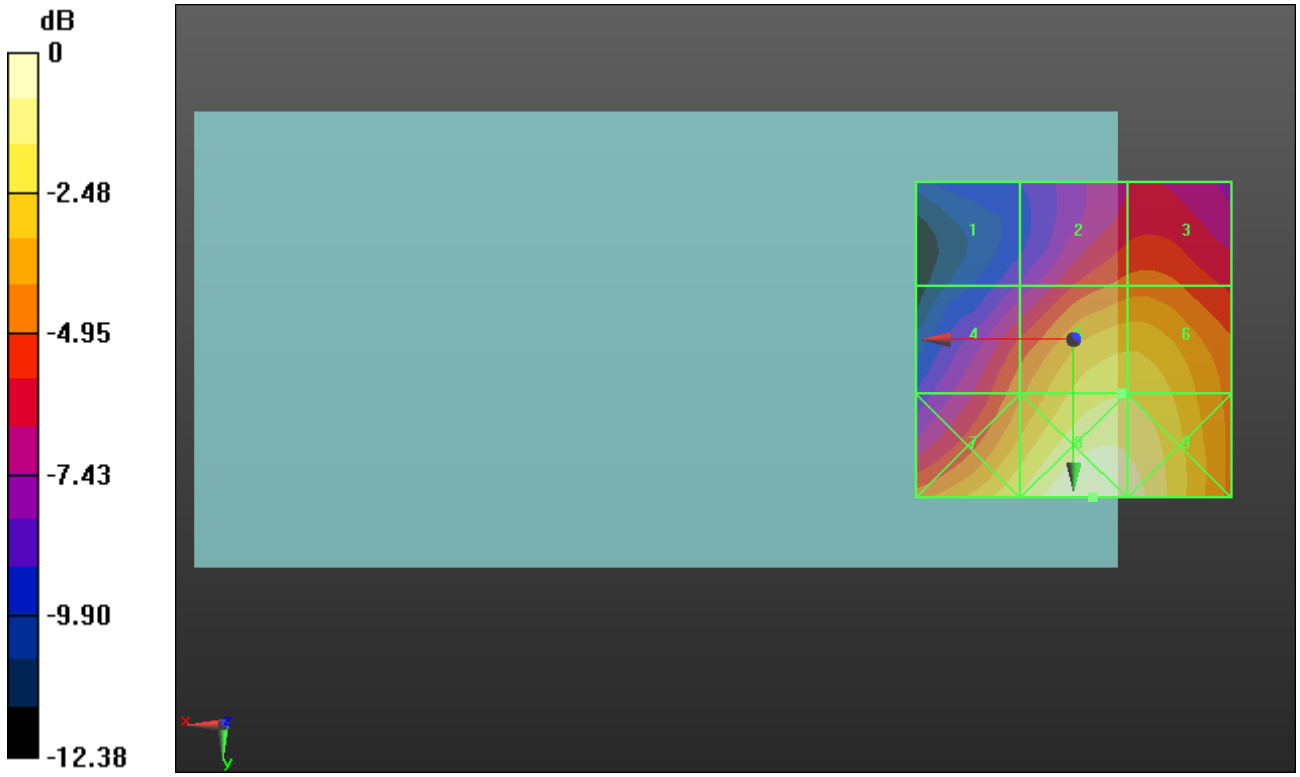


0 dB = 23.36 V/m = 27.37 dBV/m

## HAC-RF Emission ANT4

Communication System: UID 10173 - CAG, LTE-TDD (SC-FDMA, 1 RB, 20 MHz, 16-QAM); Frequency: 2549.5 MHz; Duty Cycle: 1:8.87156
Phantom section: RF Section
DASY5 Configuration:
- Probe: EF3DV3 - SN4041; ConvF(1, 1, 1) @ 2549.5 MHz; Calibrated: 3/18/2020
- Sensor-Surface: (Fix Surface)
- Electronics: DAE4 Sn1257; Calibrated: 10/10/2019
- Phantom: HAC Test Arch with AMCC; Type: SD HAC P01 BB
- Measurement SW: DASY52, Version 52.10 (2);SEMCAD X Version 14.6.12 (7470)

## LTE Band 41 E-Field measurement/SC-FDMA 1RB 20 MHz 16QAM Ch. 40185/Hearing Aid Compatibility Test (101x101x1): Interpolated grid: dx=0.5000 mm, dy=0.5000 mm

Device Reference Point: 0, 0, -6.3 mm
Reference Value = 26.04 V/m; Power Drift = 0.11 dB
Applied MIF = -1.44 dB
RF audio interference level = 26.03 dBV/m

**Emission category: M4**

MIF scaled E-field

| | | |
|---|---|---|
| Grid 1 **M4** **19.51 dBV/m** | Grid 2 **M4** **23.17 dBV/m** | Grid 3 **M4** **23.27 dBV/m** |
| Grid 4 **M4** **23.24 dBV/m** | Grid 5 **M4** **26.03 dBV/m** | Grid 6 **M4** **26.01 dBV/m** |
| Grid 7 **M4** **25.78 dBV/m** | Grid 8 **M4** **27.49 dBV/m** | Grid 9 **M4** **27.16 dBV/m** |

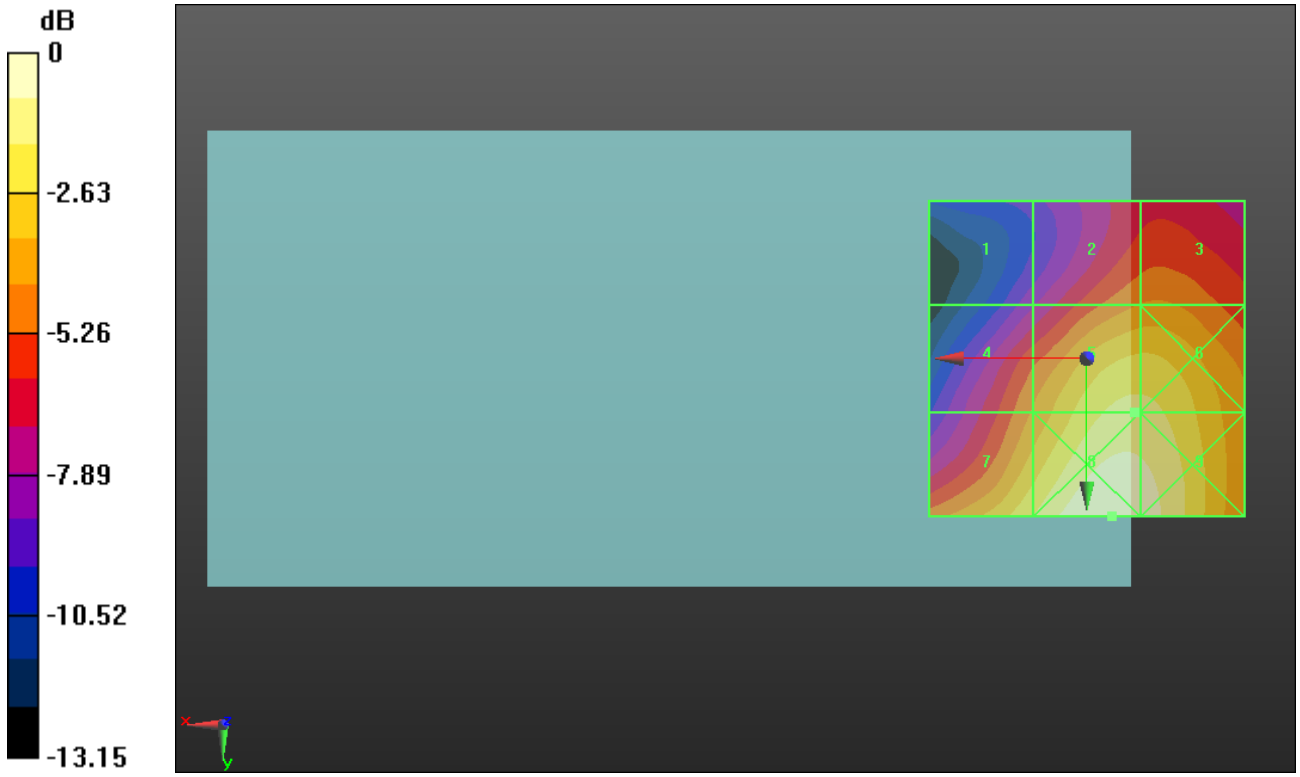


0 dB = 23.69 V/m = 27.49 dBV/m

## HAC-RF Emission ANT4

Communication System: UID 10173 - CAG, LTE-TDD (SC-FDMA, 1 RB, 20 MHz, 16-QAM); Frequency: 2593 MHz; Duty Cycle: 1:8.87156
Phantom section: RF Section
DASY5 Configuration:
- Probe: EF3DV3 - SN4041; ConvF(1, 1, 1) @ 2593 MHz; Calibrated: 3/18/2020
- Sensor-Surface: (Fix Surface)
- Electronics: DAE4 Sn1257; Calibrated: 10/10/2019
- Phantom: HAC Test Arch with AMCC; Type: SD HAC P01 BB
- Measurement SW: DASY52, Version 52.10 (2);SEMCAD X Version 14.6.12 (7470)

## LTE Band 41 E-Field measurement/SC-FDMA 1RB 20 MHz 16QAM Ch. 40620/Hearing Aid Compatibility Test (101x101x1): Interpolated grid: dx=0.5000 mm, dy=0.5000 mm

Device Reference Point: 0, 0, -6.3 mm
Reference Value = 25.66 V/m; Power Drift = -0.01 dB
Applied MIF = -1.44 dB
RF audio interference level = 25.91 dBV/m
**Emission category: M4**

MIF scaled E-field

| | | |
|---|---|---|
| Grid 1 **M4** **19.47 dBV/m** | Grid 2 **M4** **22.98 dBV/m** | Grid 3 **M4** **23.09 dBV/m** |
| Grid 4 **M4** **23.18 dBV/m** | Grid 5 **M4** **25.91 dBV/m** | Grid 6 **M4** **25.9 dBV/m** |
| Grid 7 **M4** **25.6 dBV/m** | Grid 8 **M4** **27.36 dBV/m** | Grid 9 **M4** **27.03 dBV/m** |




0 dB = 23.34 V/m = 27.36 dBV/m

## HAC-RF Emission ANT4

Communication System: UID 10173 - CAG, LTE-TDD (SC-FDMA, 1 RB, 20 MHz, 16-QAM); Frequency: 2636.5 MHz; Duty Cycle: 1:8.87156
Phantom section: RF Section
DASY5 Configuration:
- Probe: EF3DV3 - SN4041; ConvF(1, 1, 1) @ 2636.5 MHz; Calibrated: 3/18/2020
- Sensor-Surface: (Fix Surface)
- Electronics: DAE4 Sn1257; Calibrated: 10/10/2019
- Phantom: HAC Test Arch with AMCC; Type: SD HAC P01 BB
- Measurement SW: DASY52, Version 52.10 (2);SEMCAD X Version 14.6.12 (7470)

## LTE Band 41 E-Field measurement/SC-FDMA 1RB 20 MHz 16QAM Ch. 41055/Hearing Aid Compatibility Test (101x101x1): Interpolated grid: dx=0.5000 mm, dy=0.5000 mm

Device Reference Point: 0, 0, -6.3 mm
Reference Value = 26.44 V/m; Power Drift = 0.01 dB
Applied MIF = -1.44 dB
RF audio interference level = 25.99 dBV/m

**Emission category: M4**

MIF scaled E-field

| | | |
|---|---|---|
| Grid 1 **M4** **19.64 dBV/m** | Grid 2 **M4** **23.37 dBV/m** | Grid 3 **M4** **23.4 dBV/m** |
| Grid 4 **M4** **23.14 dBV/m** | Grid 5 **M4** **25.99 dBV/m** | Grid 6 **M4** **25.98 dBV/m** |
| Grid 7 **M4** **25.64 dBV/m** | Grid 8 **M4** **27.33 dBV/m** | Grid 9 **M4** **26.92 dBV/m** |




0 dB = 23.27 V/m = 27.34 dBV/m

## HAC-RF Emission ANT4

Communication System: UID 10173 - CAG, LTE-TDD (SC-FDMA, 1 RB, 20 MHz, 16-QAM); Frequency: 2680 MHz; Duty Cycle: 1:8.87156
Phantom section: RF Section
DASY5 Configuration:
- Probe: EF3DV3 - SN4041; ConvF(1, 1, 1) @ 2680 MHz; Calibrated: 3/18/2020
- Sensor-Surface: (Fix Surface)
- Electronics: DAE4 Sn1257; Calibrated: 10/10/2019
- Phantom: HAC Test Arch with AMCC; Type: SD HAC P01 BB
- Measurement SW: DASY52, Version 52.10 (2);SEMCAD X Version 14.6.12 (7470)

## LTE Band 41 E-Field measurement/SC-FDMA 1RB 20 MHz 16QAM Ch. 41490/Hearing Aid Compatibility Test (101x101x1): Interpolated grid: dx=0.5000 mm, dy=0.5000 mm

Device Reference Point: 0, 0, -6.3 mm
Reference Value = 26.01 V/m; Power Drift = 0.01 dB
Applied MIF = -1.44 dB
RF audio interference level = 25.86 dBV/m
**Emission category: M4**

MIF scaled E-field

| | | |
|---|---|---|
| Grid 1 **M4** **19.6 dBV/m** | Grid 2 **M4** **23.4 dBV/m** | Grid 3 **M4** **23.41 dBV/m** |
| Grid 4 **M4** **23.21 dBV/m** | Grid 5 **M4** **25.86 dBV/m** | Grid 6 **M4** **25.81 dBV/m** |
| Grid 7 **M4** **25.97 dBV/m** | Grid 8 **M4** **27.5 dBV/m** | Grid 9 **M4** **26.95 dBV/m** |




0 dB = 23.72 V/m = 27.50 dBV/m

## HAC-RF Emission ANT4

Communication System: UID 10173 - CAG, LTE-TDD (SC-FDMA, 1 RB, 20 MHz, 16-QAM); Frequency: 3560 MHz; Duty Cycle: 1:8.8736
Phantom section: RF Section
DASY5 Configuration:
- Probe: EF3DV3 - SN4041; ConvF(1, 1, 1) @ 3560 MHz; Calibrated: 3/18/2020
- Sensor-Surface: (Fix Surface)
- Electronics: DAE4 Sn1257; Calibrated: 10/10/2019
- Phantom: HAC Test Arch with AMCC; Type: SD HAC P01 BB
- Measurement SW: DASY52, Version 52.10 (2);SEMCAD X Version 14.6.12 (7470)

## LTE Band 48 E-Field measurement/SC-FDMA 1RB 20 MHz 16QAM Ch. 55340/Hearing Aid Compatibility Test (101x101x1): Interpolated grid: dx=0.5000 mm, dy=0.5000 mm

Device Reference Point: 0, 0, -6.3 mm
Reference Value = 20.03 V/m; Power Drift = 0.10 dB
Applied MIF = -1.44 dB
RF audio interference level = 22.27 dBV/m
**Emission category: M4**

MIF scaled E-field

| | | |
|---|---|---|
| Grid 1 **M4** **18.38 dBV/m** | Grid 2 **M4** **20.6 dBV/m** | Grid 3 **M4** **20.57 dBV/m** |
| Grid 4 **M4** **19.54 dBV/m** | Grid 5 **M4** **22.27 dBV/m** | Grid 6 **M4** **22.25 dBV/m** |
| Grid 7 **M4** **22.36 dBV/m** | Grid 8 **M4** **22.87 dBV/m** | Grid 9 **M4** **22.84 dBV/m** |

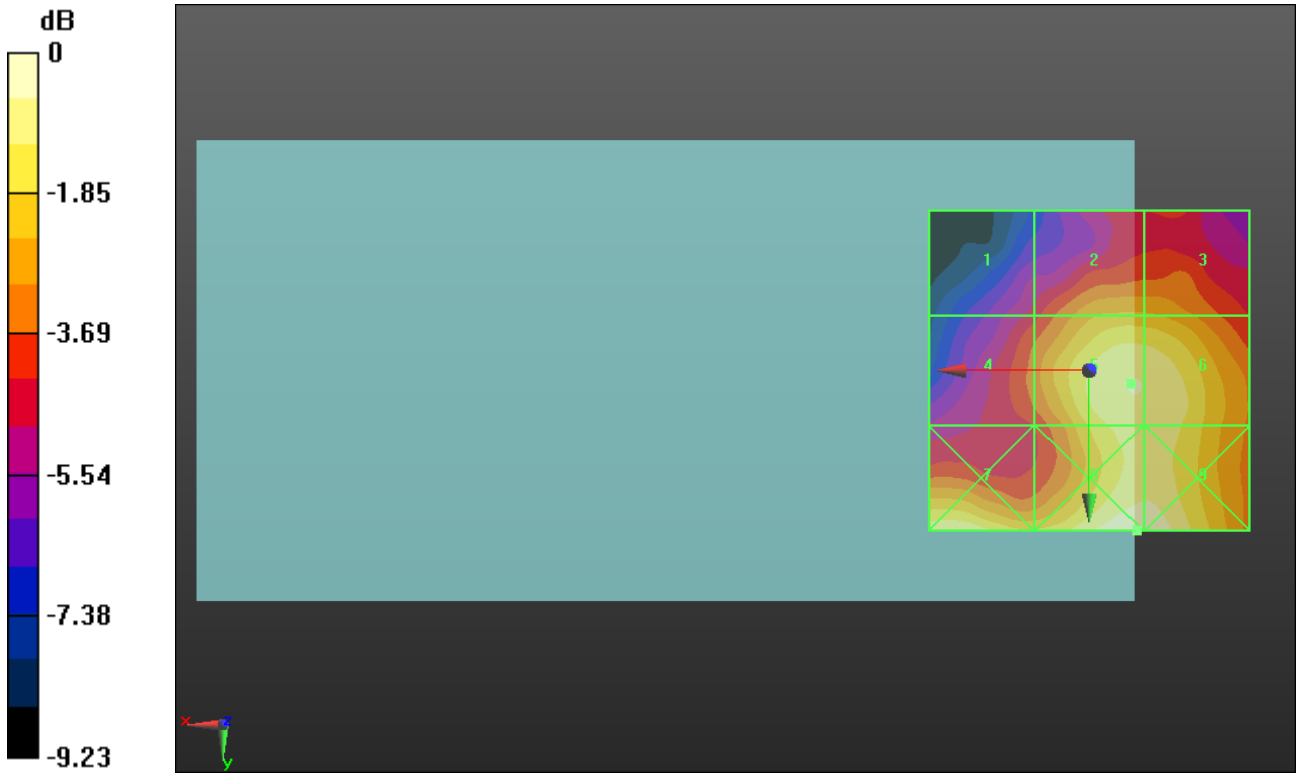


0 dB = 13.91 V/m = 22.87 dBV/m

## HAC-RF Emission ANT4

Communication System: UID 10173 - CAG, LTE-TDD (SC-FDMA, 1 RB, 20 MHz, 16-QAM); Frequency: 3603.3 MHz; Duty Cycle: 1:8.8736
Phantom section: RF Section
DASY5 Configuration:
- Probe: EF3DV3 - SN4041; ConvF(1, 1, 1) @ 3603.3 MHz; Calibrated: 3/18/2020
- Sensor-Surface: (Fix Surface)
- Electronics: DAE4 Sn1257; Calibrated: 10/10/2019
- Phantom: HAC Test Arch with AMCC; Type: SD HAC P01 BB
- Measurement SW: DASY52, Version 52.10 (2);SEMCAD X Version 14.6.12 (7470)

## LTE Band 48 E-Field measurement/SC-FDMA 1RB 20 MHz 16QAM Ch. 55773/Hearing Aid Compatibility Test (101x101x1): Interpolated grid: dx=0.5000 mm, dy=0.5000 mm

Device Reference Point: 0, 0, -6.3 mm
Reference Value = 18.23 V/m; Power Drift = 0.04 dB
Applied MIF = -1.44 dB
RF audio interference level = 21.68 dBV/m
**Emission category: M4**

MIF scaled E-field

| | | |
|---|---|---|
| Grid 1 **M4** **18.01 dBV/m** | Grid 2 **M4** **20.04 dBV/m** | Grid 3 **M4** **20.05 dBV/m** |
| Grid 4 **M4** **18.77 dBV/m** | Grid 5 **M4** **21.68 dBV/m** | Grid 6 **M4** **21.55 dBV/m** |
| Grid 7 **M4** **22.07 dBV/m** | Grid 8 **M4** **22.83 dBV/m** | Grid 9 **M4** **22.81 dBV/m** |




0 dB = 13.86 V/m = 22.84 dBV/m

## HAC-RF Emission ANT4

Communication System: UID 10173 - CAG, LTE-TDD (SC-FDMA, 1 RB, 20 MHz, 16-QAM); Frequency: 3646.7 MHz; Duty Cycle: 1:8.8736
Phantom section: RF Section
DASY5 Configuration:
- Probe: EF3DV3 - SN4041; ConvF(1, 1, 1) @ 3646.7 MHz; Calibrated: 3/18/2020
- Sensor-Surface: (Fix Surface)
- Electronics: DAE4 Sn1257; Calibrated: 10/10/2019
- Phantom: HAC Test Arch with AMCC; Type: SD HAC P01 BB
- Measurement SW: DASY52, Version 52.10 (2);SEMCAD X Version 14.6.12 (7470)

## LTE Band 48 E-Field measurement/SC-FDMA 1RB 20 MHz 16QAM Ch. 56207/Hearing Aid Compatibility Test (101x101x1): Interpolated grid: dx=0.5000 mm, dy=0.5000 mm

Device Reference Point: 0, 0, -6.3 mm
Reference Value = 15.97 V/m; Power Drift = -0.06 dB
Applied MIF = -1.44 dB
RF audio interference level = 20.78 dBV/m
**Emission category: M4**

MIF scaled E-field

| | | |
|---|---|---|
| Grid 1 **M4** **17.16 dBV/m** | Grid 2 **M4** **19.24 dBV/m** | Grid 3 **M4** **19.24 dBV/m** |
| Grid 4 **M4** **17.74 dBV/m** | Grid 5 **M4** **20.76 dBV/m** | Grid 6 **M4** **20.78 dBV/m** |
| Grid 7 **M4** **21.67 dBV/m** | Grid 8 **M4** **22.86 dBV/m** | Grid 9 **M4** **22.82 dBV/m** |




0 dB = 13.90 V/m = 22.86 dBV/m

## HAC-RF Emission ANT4

Communication System: UID 10173 - CAG, LTE-TDD (SC-FDMA, 1 RB, 20 MHz, 16-QAM); Frequency: 3690 MHz; Duty Cycle: 1:8.8736
Phantom section: RF Section
DASY5 Configuration:
- Probe: EF3DV3 - SN4041; ConvF(1, 1, 1) @ 3690 MHz; Calibrated: 3/18/2020
- Sensor-Surface: (Fix Surface)
- Electronics: DAE4 Sn1257; Calibrated: 10/10/2019
- Phantom: HAC Test Arch with AMCC; Type: SD HAC P01 BB
- Measurement SW: DASY52, Version 52.10 (2);SEMCAD X Version 14.6.12 (7470)

## LTE Band 48 E-Field measurement/SC-FDMA 1RB 20 MHz 16QAM Ch. 56640/Hearing Aid Compatibility Test (101x101x1): Interpolated grid: dx=0.5000 mm, dy=0.5000 mm

Device Reference Point: 0, 0, -6.3 mm
Reference Value = 13.02 V/m; Power Drift = -0.11 dB
Applied MIF = -1.44 dB
RF audio interference level = 20.17 dBV/m
**Emission category: M4**

MIF scaled E-field

| | | |
|---|---|---|
| Grid 1 **M4** **15.7 dBV/m** | Grid 2 **M4** **18.64 dBV/m** | Grid 3 **M4** **18.95 dBV/m** |
| Grid 4 **M4** **16.68 dBV/m** | Grid 5 **M4** **20.03 dBV/m** | Grid 6 **M4** **20.17 dBV/m** |
| Grid 7 **M4** **21.76 dBV/m** | Grid 8 **M4** **22.94 dBV/m** | Grid 9 **M4** **22.93 dBV/m** |

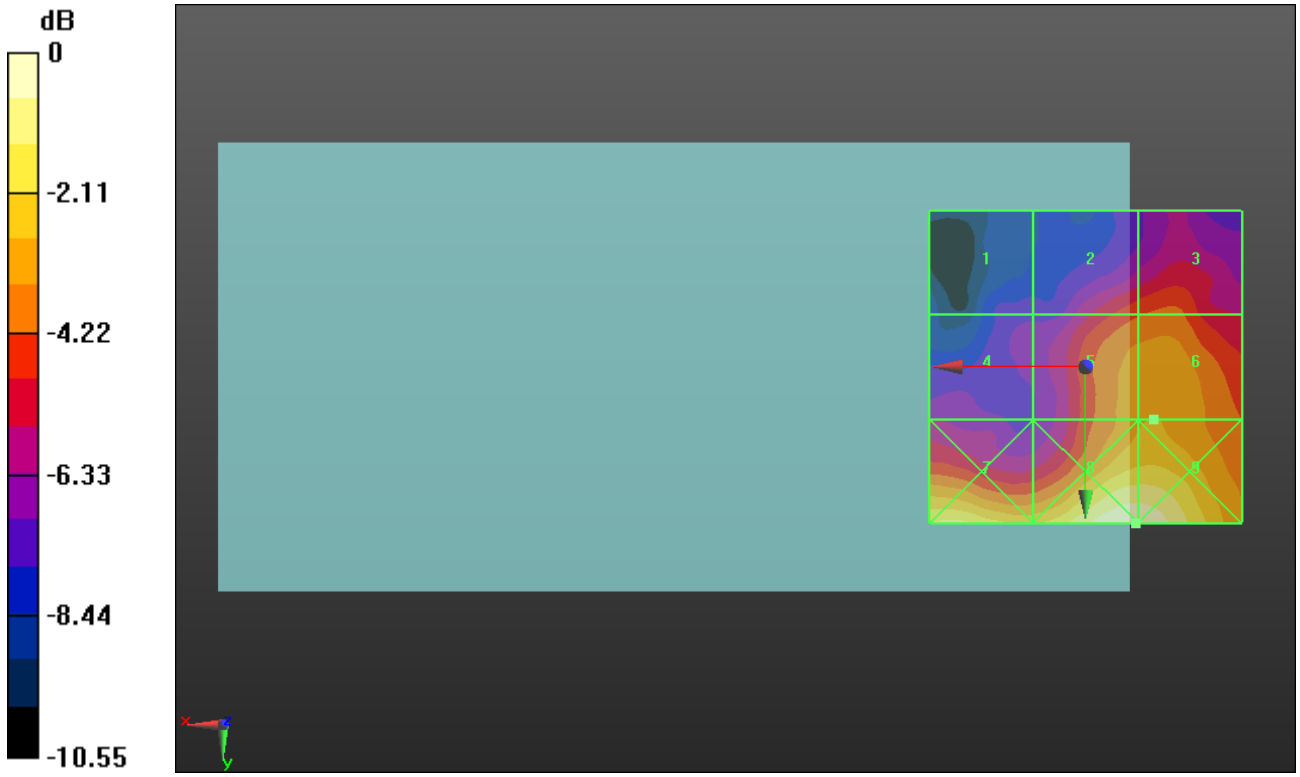


0 dB = 14.03 V/m = 22.94 dBV/m

## HAC-RF Emission ANT4 Wi-Fi 2.4GHz

Communication System: UID 10061 - CAB, IEEE 802.11b WiFi 2.4 GHz (DSSS, 11 Mbps); Frequency: 2417 MHz; Duty Cycle: 1:2.29034
Phantom section: RF Section
DASY5 Configuration:
- Probe: EF3DV3 - SN4041; ConvF(1, 1, 1) @ 2417 MHz; Calibrated: 3/18/2020
- Sensor-Surface: (Fix Surface)
- Electronics: DAE4 Sn1257; Calibrated: 10/10/2019
- Phantom: HAC Test Arch with AMCC; Type: SD HAC P01 BB
- Measurement SW: DASY52, Version 52.10 (2);SEMCAD X Version 14.6.12 (7470)

### 802.11b E-Field measurement/IEEE 802.11b_OFDM 11 Mbps Ch. 2/Hearing Aid Compatibility Test (101x101x1): Interpolated grid: dx=0.5000 mm, dy=0.5000 mm

Device Reference Point: 0, 0, -6.3 mm
Reference Value = 27.86 V/m; Power Drift = -0.00 dB
Applied MIF = -2.02 dB
RF audio interference level = 26.07 dBV/m
**Emission category: M4**

MIF scaled E-field

| | | |
|---|---|---|
| Grid 1 **M4** **20.27 dBV/m** | Grid 2 **M4** **22.97 dBV/m** | Grid 3 **M4** **22.97 dBV/m** |
| Grid 4 **M4** **24.06 dBV/m** | Grid 5 **M4** **26.07 dBV/m** | Grid 6 **M4** **26.02 dBV/m** |
| Grid 7 **M4** **27.4 dBV/m** | Grid 8 **M4** **28.69 dBV/m** | Grid 9 **M4** **28.28 dBV/m** |




0 dB = 27.21 V/m = 28.69 dBV/m

## HAC-RF Emission ANT4 Wi-Fi 2.4GHz

Communication System: UID 10061 - CAB, IEEE 802.11b WiFi 2.4 GHz (DSSS, 11 Mbps); Frequency: 2437 MHz; Duty Cycle: 1:2.29034
Phantom section: RF Section
DASY5 Configuration:
- Probe: EF3DV3 - SN4041; ConvF(1, 1, 1) @ 2437 MHz; Calibrated: 3/18/2020
- Sensor-Surface: (Fix Surface)
- Electronics: DAE4 Sn1257; Calibrated: 10/10/2019
- Phantom: HAC Test Arch with AMCC; Type: SD HAC P01 BB
- Measurement SW: DASY52, Version 52.10 (2);SEMCAD X Version 14.6.12 (7470)

## 802.11b E-Field measurement/IEEE 802.11b_OFDM 11 Mbps Ch. 6/Hearing Aid Compatibility Test (101x101x1): Interpolated grid: dx=0.5000 mm, dy=0.5000 mm

Device Reference Point: 0, 0, -6.3 mm
Reference Value = 29.46 V/m; Power Drift = -0.01 dB
Applied MIF = -2.02 dB
RF audio interference level = 26.35 dBV/m

**Emission category: M4**

MIF scaled E-field

| | | |
|---|---|---|
| Grid 1 **M4** **20.73 dBV/m** | Grid 2 **M4** **23.27 dBV/m** | Grid 3 **M4** **23.27 dBV/m** |
| Grid 4 **M4** **24.6 dBV/m** | Grid 5 **M4** **26.35 dBV/m** | Grid 6 **M4** **26.12 dBV/m** |
| Grid 7 **M4** **27.63 dBV/m** | Grid 8 **M4** **29 dBV/m** | Grid 9 **M4** **28.47 dBV/m** |




0 dB = 28.19 V/m = 29.00 dBV/m

## HAC-RF Emission ANT4 Wi-Fi 2.4GHz

Communication System: UID 10061 - CAB, IEEE 802.11b WiFi 2.4 GHz (DSSS, 11 Mbps); Frequency: 2462 MHz; Duty Cycle: 1:2.29034
Phantom section: RF Section
DASY5 Configuration:
- Probe: EF3DV3 - SN4041; ConvF(1, 1, 1) @ 2462 MHz; Calibrated: 3/18/2020
- Sensor-Surface: (Fix Surface)
- Electronics: DAE4 Sn1257; Calibrated: 10/10/2019
- Phantom: HAC Test Arch with AMCC; Type: SD HAC P01 BB
- Measurement SW: DASY52, Version 52.10 (2);SEMCAD X Version 14.6.12 (7470)

### 802.11b E-Field measurement/IEEE 802.11b_OFDM 11 Mbps Ch. 11/Hearing Aid Compatibility Test (101x101x1): Interpolated grid: dx=0.5000 mm, dy=0.5000 mm

Device Reference Point: 0, 0, -6.3 mm
Reference Value = 27.75 V/m; Power Drift = -0.03 dB
Applied MIF = -2.02 dB
RF audio interference level = 25.83 dBV/m
**Emission category: M4**

MIF scaled E-field

| | | |
|---|---|---|
| Grid 1 **M4** **20.64 dBV/m** | Grid 2 **M4** **22.96 dBV/m** | Grid 3 **M4** **22.97 dBV/m** |
| Grid 4 **M4** **24.22 dBV/m** | Grid 5 **M4** **25.83 dBV/m** | Grid 6 **M4** **25.68 dBV/m** |
| Grid 7 **M4** **27.26 dBV/m** | Grid 8 **M4** **28.4 dBV/m** | Grid 9 **M4** **27.82 dBV/m** |

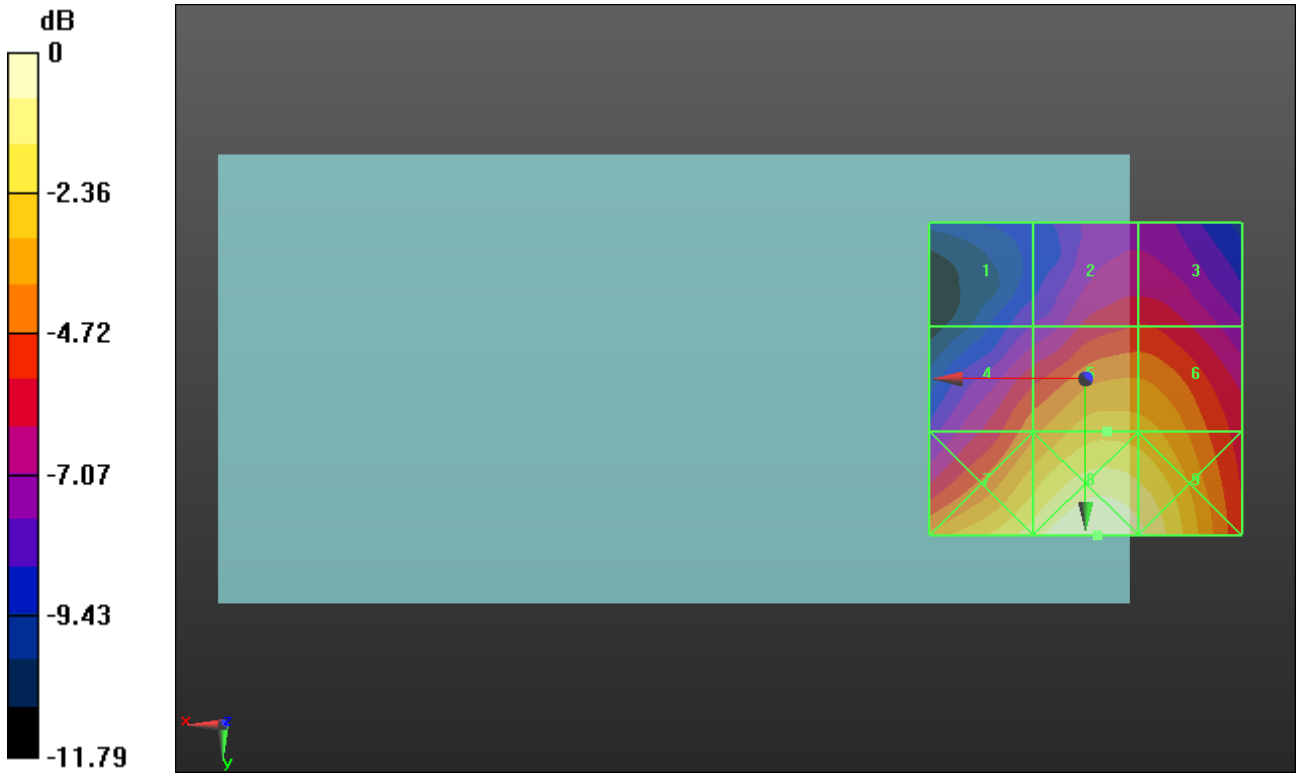


0 dB = 26.31 V/m = 28.40 dBV/m

## HAC-RF Emission ANT4 Wi-Fi 2.4GHz

Communication System: UID 10077 - CAB, IEEE 802.11g WiFi 2.4 GHz (DSSS/OFDM, 54 Mbps); Frequency: 2422 MHz; Duty Cycle: 1:12.5777
Phantom section: RF Section
DASY5 Configuration:
- Probe: EF3DV3 - SN4041; ConvF(1, 1, 1) @ 2422 MHz; Calibrated: 3/18/2020
- Sensor-Surface: (Fix Surface)
- Electronics: DAE4 Sn1257; Calibrated: 10/10/2019
- Phantom: HAC Test Arch with AMCC; Type: SD HAC P01 BB
- Measurement SW: DASY52, Version 52.10 (2);SEMCAD X Version 14.6.12 (7470)

### 802.11g E-Field measurement/IEEE 802.11g_OFDM 54 Mbps Ch. 3/Hearing Aid Compatibility Test (101x101x1): Interpolated grid: dx=0.5000 mm, dy=0.5000 mm

Device Reference Point: 0, 0, -6.3 mm
Reference Value = 26.31 V/m; Power Drift = 0.01 dB
Applied MIF = 0.12 dB
RF audio interference level = 27.74 dBV/m
**Emission category: M4**

MIF scaled E-field

| | | |
|---|---|---|
| Grid 1 **M4** **21.97 dBV/m** | Grid 2 **M4** **24.62 dBV/m** | Grid 3 **M4** **24.62 dBV/m** |
| Grid 4 **M4** **25.71 dBV/m** | Grid 5 **M4** **27.74 dBV/m** | Grid 6 **M4** **27.65 dBV/m** |
| Grid 7 **M4** **28.93 dBV/m** | Grid 8 **M3** **30.38 dBV/m** | Grid 9 **M4** **29.92 dBV/m** |

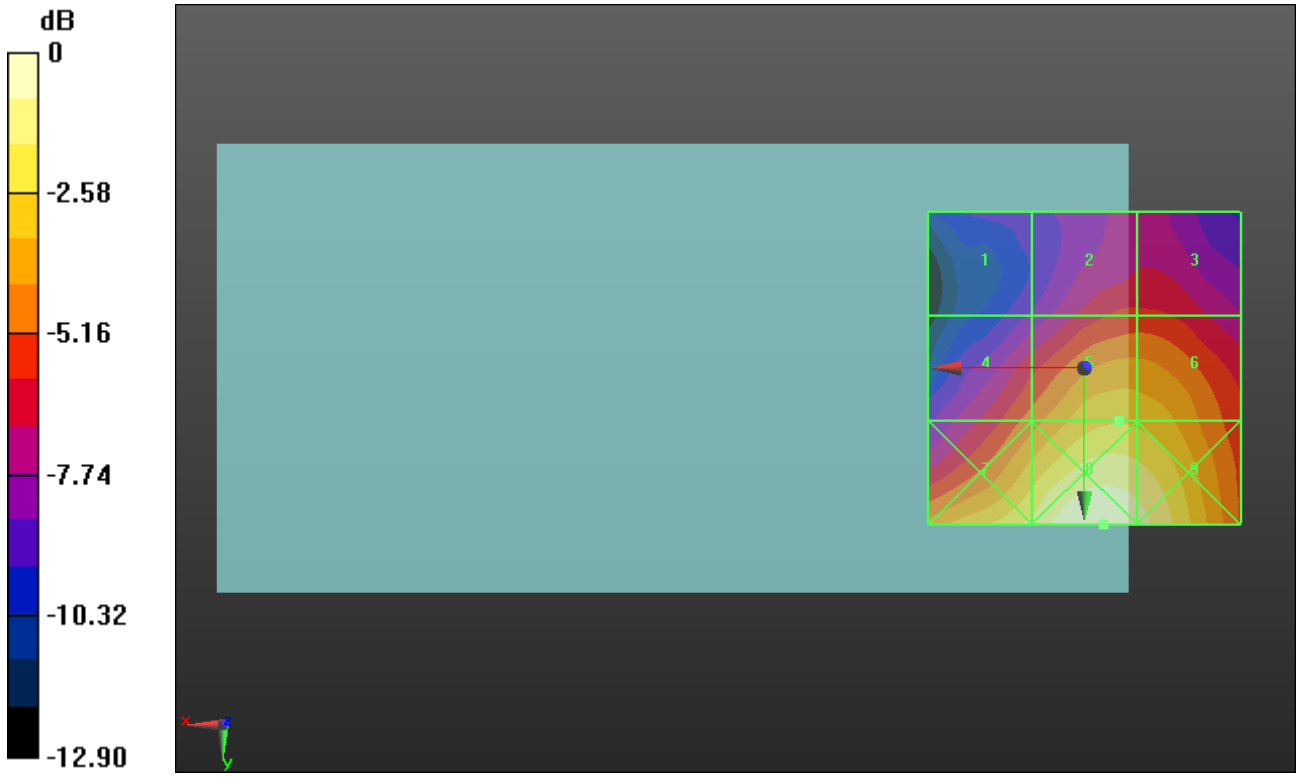


0 dB = 33.05 V/m = 30.38 dBV/m

## HAC-RF Emission ANT4 Wi-Fi 2.4GHz

Communication System: UID 10077 - CAB, IEEE 802.11g WiFi 2.4 GHz (DSSS/OFDM, 54 Mbps); Frequency: 2437 MHz; Duty Cycle: 1:12.5777
Phantom section: RF Section
DASY5 Configuration:
- Probe: EF3DV3 - SN4041; ConvF(1, 1, 1) @ 2437 MHz; Calibrated: 3/18/2020
- Sensor-Surface: (Fix Surface)
- Electronics: DAE4 Sn1257; Calibrated: 10/10/2019
- Phantom: HAC Test Arch with AMCC; Type: SD HAC P01 BB
- Measurement SW: DASY52, Version 52.10 (2);SEMCAD X Version 14.6.12 (7470)

### 802.11g E-Field measurement/IEEE 802.11g_OFDM 54 Mbps Ch. 6/Hearing Aid Compatibility Test (101x101x1): Interpolated grid: dx=0.5000 mm, dy=0.5000 mm

Device Reference Point: 0, 0, -6.3 mm
Reference Value = 29.33 V/m; Power Drift = -0.02 dB
Applied MIF = 0.12 dB
RF audio interference level = 28.62 dBV/m
**Emission category: M4**

MIF scaled E-field

| | | |
|---|---|---|
| Grid 1 **M4** **23.14 dBV/m** | Grid 2 **M4** **25.47 dBV/m** | Grid 3 **M4** **25.5 dBV/m** |
| Grid 4 **M4** **26.8 dBV/m** | Grid 5 **M4** **28.62 dBV/m** | Grid 6 **M4** **28.47 dBV/m** |
| Grid 7 **M4** **29.78 dBV/m** | Grid 8 **M3** **31.1 dBV/m** | Grid 9 **M3** **30.65 dBV/m** |




0 dB = 35.90 V/m = 31.10 dBV/m

## HAC-RF Emission ANT4 Wi-Fi 2.4GHz

Communication System: UID 10077 - CAB, IEEE 802.11g WiFi 2.4 GHz (DSSS/OFDM, 54 Mbps); Frequency: 2452 MHz; Duty Cycle: 1:12.5777
Phantom section: RF Section
DASY5 Configuration:
- Probe: EF3DV3 - SN4041; ConvF(1, 1, 1) @ 2452 MHz; Calibrated: 3/18/2020
- Sensor-Surface: (Fix Surface)
- Electronics: DAE4 Sn1257; Calibrated: 10/10/2019
- Phantom: HAC Test Arch with AMCC; Type: SD HAC P01 BB
- Measurement SW: DASY52, Version 52.10 (2);SEMCAD X Version 14.6.12 (7470)

### 802.11g E-Field measurement/IEEE 802.11g_OFDM 54 Mbps Ch. 9/Hearing Aid Compatibility Test (101x101x1): Interpolated grid: dx=0.5000 mm, dy=0.5000 mm

Device Reference Point: 0, 0, -6.3 mm
Reference Value = 31.71 V/m; Power Drift = 0.04 dB
Applied MIF = 0.12 dB
RF audio interference level = 29.35 dBV/m
**Emission category: M4**

MIF scaled E-field

| | | |
|---|---|---|
| Grid 1 **M4** **23.96 dBV/m** | Grid 2 **M4** **26.36 dBV/m** | Grid 3 **M4** **26.36 dBV/m** |
| Grid 4 **M4** **27.7 dBV/m** | Grid 5 **M4** **29.35 dBV/m** | Grid 6 **M4** **29.24 dBV/m** |
| Grid 7 **M3** **30.85 dBV/m** | Grid 8 **M3** **31.93 dBV/m** | Grid 9 **M3** **31.39 dBV/m** |

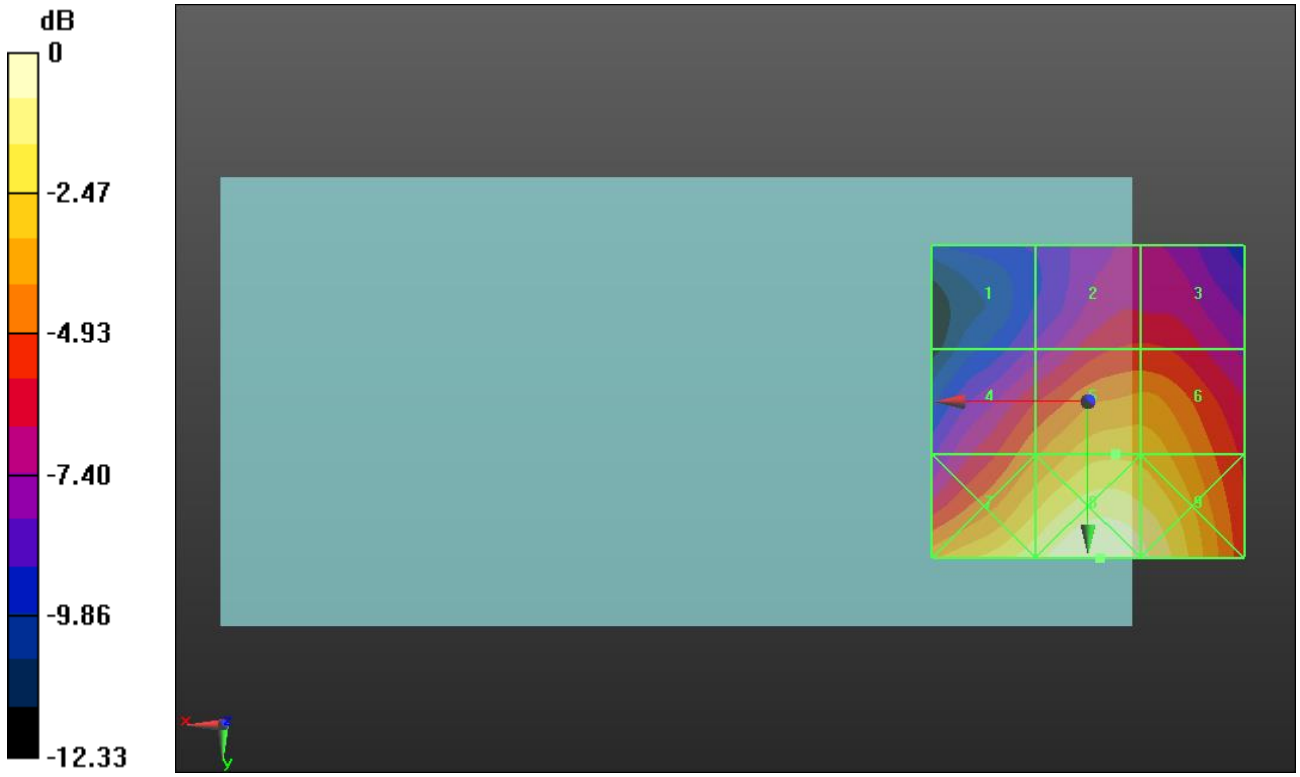


0 dB = 39.51 V/m = 31.93 dBV/m

## HAC-RF Emission ANT5 Wi-Fi 5GHz

Communication System: UID 10062 - CAC, IEEE 802.11a/h WiFi 5 GHz (OFDM, 6 Mbps); Frequency: 5200 MHz; Duty Cycle: 1:7.37564
Phantom section: RF Section
DASY5 Configuration:
- Probe: EF3DV3 - SN4041; ConvF(1, 1, 1) @ 5200 MHz; Calibrated: 3/18/2020
- Sensor-Surface: (Fix Surface)
- Electronics: DAE4 Sn1257; Calibrated: 10/10/2019
- Phantom: HAC Test Arch with AMCC; Type: SD HAC P01 BB
- Measurement SW: DASY52, Version 52.10 (2);SEMCAD X Version 14.6.12 (7470)

### 802.11a E-Field measurement/IEEE 802.11a_OFDM 6 Mbps Ch. 40/Hearing Aid Compatibility Test (101x101x1): Interpolated grid: dx=0.5000 mm, dy=0.5000 mm

Device Reference Point: 0, 0, -6.3 mm
Reference Value = 7.778 V/m; Power Drift = 0.22 dB
Applied MIF = -5.82 dB
RF audio interference level = 11.95 dBV/m
**Emission category: M4**

MIF scaled E-field

| | | |
|---|---|---|
| Grid 1 **M4** **13.82 dBV/m** | Grid 2 **M4** **11.94 dBV/m** | Grid 3 **M4** **11.89 dBV/m** |
| Grid 4 **M4** **14.63 dBV/m** | Grid 5 **M4** **11.95 dBV/m** | Grid 6 **M4** **10.84 dBV/m** |
| Grid 7 **M4** **13.56 dBV/m** | Grid 8 **M4** **10.76 dBV/m** | Grid 9 **M4** **10.25 dBV/m** |




0 dB = 5.388 V/m = 14.63 dBV/m

## HAC-RF Emission ANT5 Wi-Fi 5GHz

Communication System: UID 10062 - CAC, IEEE 802.11a/h WiFi 5 GHz (OFDM, 6 Mbps); Frequency: 5220 MHz; Duty Cycle: 1:7.37564
Phantom section: RF Section
DASY5 Configuration:
- Probe: EF3DV3 - SN4041; ConvF(1, 1, 1) @ 5220 MHz; Calibrated: 3/18/2020
- Sensor-Surface: (Fix Surface)
- Electronics: DAE4 Sn1257; Calibrated: 10/10/2019
- Phantom: HAC Test Arch with AMCC; Type: SD HAC P01 BB
- Measurement SW: DASY52, Version 52.10 (2);SEMCAD X Version 14.6.12 (7470)

### 802.11a E-Field measurement/IEEE 802.11a_OFDM 6 Mbps Ch. 44/Hearing Aid Compatibility Test (101x101x1): Interpolated grid: dx=0.5000 mm, dy=0.5000 mm

Device Reference Point: 0, 0, -6.3 mm
Reference Value = 8.189 V/m; Power Drift = -0.18 dB
Applied MIF = -5.82 dB
RF audio interference level = 12.49 dBV/m
**Emission category: M4**

MIF scaled E-field

| | | |
|---|---|---|
| Grid 1 **M4** **13.86 dBV/m** | Grid 2 **M4** **12.49 dBV/m** | Grid 3 **M4** **12.43 dBV/m** |
| Grid 4 **M4** **15.36 dBV/m** | Grid 5 **M4** **12.12 dBV/m** | Grid 6 **M4** **11.69 dBV/m** |
| Grid 7 **M4** **14.47 dBV/m** | Grid 8 **M4** **11.38 dBV/m** | Grid 9 **M4** **10.56 dBV/m** |




0 dB = 5.858 V/m = 15.35 dBV/m

## HAC-RF Emission ANT5 Wi-Fi 5GHz

Communication System: UID 10062 - CAC, IEEE 802.11a/h WiFi 5 GHz (OFDM, 6 Mbps); Frequency: 5240 MHz; Duty Cycle: 1:7.37564
Phantom section: RF Section
DASY5 Configuration:
- Probe: EF3DV3 - SN4041; ConvF(1, 1, 1) @ 5240 MHz; Calibrated: 3/18/2020
- Sensor-Surface: (Fix Surface)
- Electronics: DAE4 Sn1257; Calibrated: 10/10/2019
- Phantom: HAC Test Arch with AMCC; Type: SD HAC P01 BB
- Measurement SW: DASY52, Version 52.10 (2);SEMCAD X Version 14.6.12 (7470)

## 802.11a E-Field measurement/IEEE 802.11a_OFDM 6 Mbps Ch. 48/Hearing Aid Compatibility Test (101x101x1): Interpolated grid: dx=0.5000 mm, dy=0.5000 mm

Device Reference Point: 0, 0, -6.3 mm
Reference Value = 8.791 V/m; Power Drift = -0.05 dB
Applied MIF = -5.82 dB
RF audio interference level = 12.73 dBV/m
**Emission category: M4**

MIF scaled E-field

| | | |
|---|---|---|
| Grid 1 **M4** **14.05 dBV/m** | Grid 2 **M4** **12.41 dBV/m** | Grid 3 **M4** **12.4 dBV/m** |
| Grid 4 **M4** **15.86 dBV/m** | Grid 5 **M4** **12.73 dBV/m** | Grid 6 **M4** **11.54 dBV/m** |
| Grid 7 **M4** **15.25 dBV/m** | Grid 8 **M4** **12.02 dBV/m** | Grid 9 **M4** **9.75 dBV/m** |




0 dB = 6.209 V/m = 15.86 dBV/m

## HAC-RF Emission ANT5 Wi-Fi 5GHz

Communication System: UID 10062 - CAC, IEEE 802.11a/h WiFi 5 GHz (OFDM, 6 Mbps); Frequency: 5260 MHz; Duty Cycle: 1:7.37564
Phantom section: RF Section
DASY5 Configuration:
- Probe: EF3DV3 - SN4041; ConvF(1, 1, 1) @ 5260 MHz; Calibrated: 3/18/2020
- Sensor-Surface: (Fix Surface)
- Electronics: DAE4 Sn1257; Calibrated: 10/10/2019
- Phantom: HAC Test Arch with AMCC; Type: SD HAC P01 BB
- Measurement SW: DASY52, Version 52.10 (2);SEMCAD X Version 14.6.12 (7470)

## 802.11a E-Field measurement/IEEE 802.11a_OFDM 6 Mbps Ch. 52/Hearing Aid Compatibility Test (101x101x1): Interpolated grid: dx=0.5000 mm, dy=0.5000 mm

Device Reference Point: 0, 0, -6.3 mm
Reference Value = 8.663 V/m; Power Drift = -0.05 dB
Applied MIF = -5.82 dB
RF audio interference level = 13.03 dBV/m
**Emission category: M4**

MIF scaled E-field

| | | |
|---|---|---|
| Grid 1 **M4** **13.7 dBV/m** | Grid 2 **M4** **12.12 dBV/m** | Grid 3 **M4** **12.01 dBV/m** |
| Grid 4 **M4** **15.75 dBV/m** | Grid 5 **M4** **13.03 dBV/m** | Grid 6 **M4** **11.44 dBV/m** |
| Grid 7 **M4** **15.08 dBV/m** | Grid 8 **M4** **12.3 dBV/m** | Grid 9 **M4** **9.58 dBV/m** |




0 dB = 6.130 V/m = 15.75 dBV/m

# HAC-RF Emission ANT5 Wi-Fi 5GHz

Communication System: UID 10062 - CAC, IEEE 802.11a/h WiFi 5 GHz (OFDM, 6 Mbps); Frequency: 5280 MHz; Duty Cycle: 1:7.37564
Phantom section: RF Section
DASY5 Configuration:
- Probe: EF3DV3 - SN4041; ConvF(1, 1, 1) @ 5280 MHz; Calibrated: 3/18/2020
- Sensor-Surface: (Fix Surface)
- Electronics: DAE4 Sn1257; Calibrated: 10/10/2019
- Phantom: HAC Test Arch with AMCC; Type: SD HAC P01 BB
- Measurement SW: DASY52, Version 52.10 (2);SEMCAD X Version 14.6.12 (7470)

## 802.11a E-Field measurement/IEEE 802.11a_OFDM 6 Mbps Ch. 56/Hearing Aid Compatibility Test (101x101x1): Interpolated grid: dx=0.5000 mm, dy=0.5000 mm

Device Reference Point: 0, 0, -6.3 mm
Reference Value = 9.141 V/m; Power Drift = 0.00 dB
Applied MIF = -5.82 dB
RF audio interference level = 13.71 dBV/m
**Emission category: M4**

MIF scaled E-field

| | | |
|---|---|---|
| Grid 1 **M4** **14.54 dBV/m** | Grid 2 **M4** **13.13 dBV/m** | Grid 3 **M4** **12.95 dBV/m** |
| Grid 4 **M4** **16.31 dBV/m** | Grid 5 **M4** **13.71 dBV/m** | Grid 6 **M4** **12.83 dBV/m** |
| Grid 7 **M4** **15.81 dBV/m** | Grid 8 **M4** **13.18 dBV/m** | Grid 9 **M4** **10.56 dBV/m** |

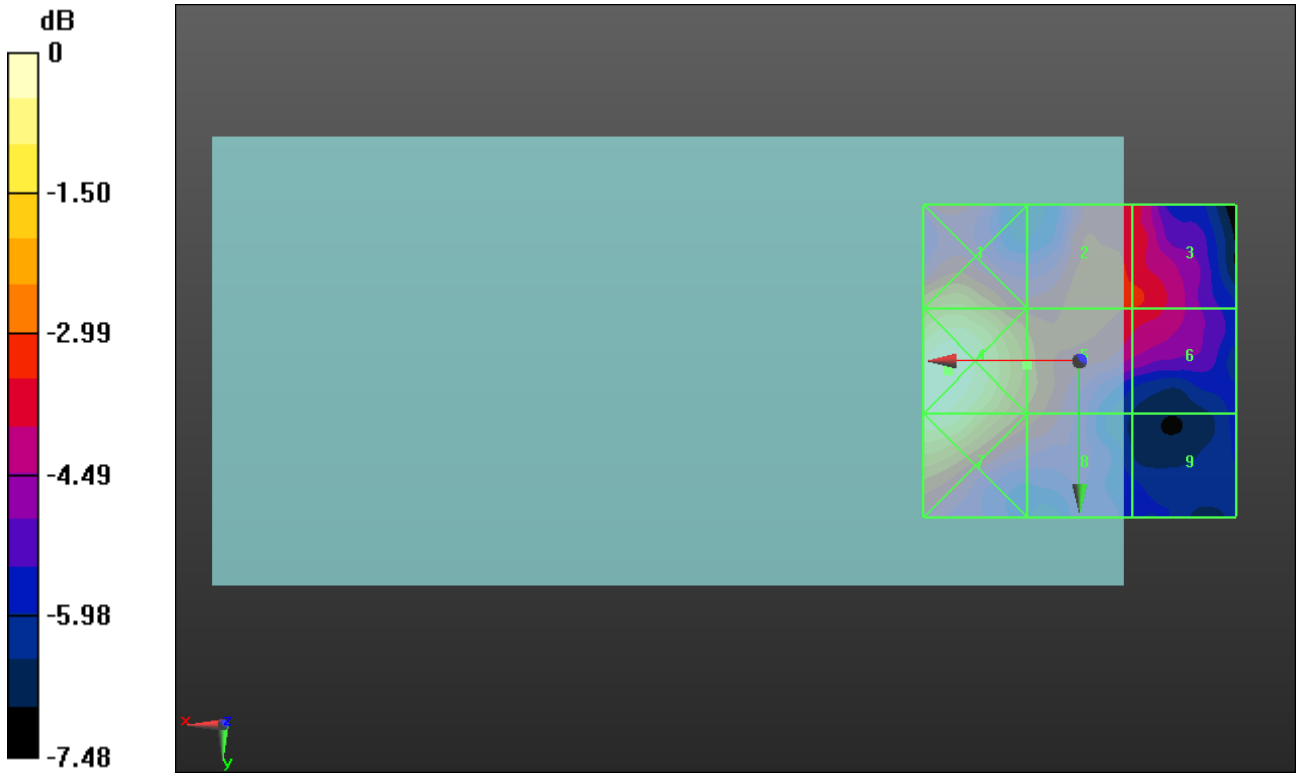


0 dB = 6.541 V/m = 16.31 dBV/m

# HAC-RF Emission ANT5 Wi-Fi 5GHz

Communication System: UID 10062 - CAC, IEEE 802.11a/h WiFi 5 GHz (OFDM, 6 Mbps); Frequency: 5300 MHz; Duty Cycle: 1:7.37564
Phantom section: RF Section
DASY5 Configuration:
- Probe: EF3DV3 - SN4041; ConvF(1, 1, 1) @ 5300 MHz; Calibrated: 3/18/2020
- Sensor-Surface: (Fix Surface)
- Electronics: DAE4 Sn1257; Calibrated: 10/10/2019
- Phantom: HAC Test Arch with AMCC; Type: SD HAC P01 BB
- Measurement SW: DASY52, Version 52.10 (2);SEMCAD X Version 14.6.12 (7470)

## 802.11a E-Field measurement/IEEE 802.11a_OFDM 6 Mbps Ch. 60/Hearing Aid Compatibility Test (101x101x1): Interpolated grid: dx=0.5000 mm, dy=0.5000 mm

Device Reference Point: 0, 0, -6.3 mm
Reference Value = 9.537 V/m; Power Drift = -0.07 dB
Applied MIF = -5.82 dB
RF audio interference level = 13.73 dBV/m
**Emission category: M4**

MIF scaled E-field

| | | |
|---|---|---|
| Grid 1 **M4** **14.65 dBV/m** | Grid 2 **M4** **13.13 dBV/m** | Grid 3 **M4** **13.13 dBV/m** |
| Grid 4 **M4** **16.76 dBV/m** | Grid 5 **M4** **13.73 dBV/m** | Grid 6 **M4** **13.11 dBV/m** |
| Grid 7 **M4** **16.24 dBV/m** | Grid 8 **M4** **13.22 dBV/m** | Grid 9 **M4** **10.14 dBV/m** |




0 dB = 6.884 V/m = 16.76 dBV/m

## HAC-RF Emission ANT5 Wi-Fi 5GHz

Communication System: UID 10062 - CAC, IEEE 802.11a/h WiFi 5 GHz (OFDM, 6 Mbps); Frequency: 5520 MHz; Duty Cycle: 1:7.37564
Phantom section: RF Section
DASY5 Configuration:
- Probe: EF3DV3 - SN4041; ConvF(1, 1, 1) @ 5520 MHz; Calibrated: 3/18/2020
- Sensor-Surface: (Fix Surface)
- Electronics: DAE4 Sn1257; Calibrated: 10/10/2019
- Phantom: HAC Test Arch with AMCC; Type: SD HAC P01 BB
- Measurement SW: DASY52, Version 52.10 (2);SEMCAD X Version 14.6.12 (7470)

## 802.11a E-Field measurement/IEEE 802.11a_OFDM 6 Mbps Ch. 104/Hearing Aid Compatibility Test (101x101x1): Interpolated grid: dx=0.5000 mm, dy=0.5000 mm

Device Reference Point: 0, 0, -6.3 mm
Reference Value = 8.046 V/m; Power Drift = 0.29 dB
Applied MIF = -5.82 dB
RF audio interference level = 11.90 dBV/m
**Emission category: M4**

MIF scaled E-field

| | | |
|---|---|---|
| Grid 1 **M4** **11.22 dBV/m** | Grid 2 **M4** **11.68 dBV/m** | Grid 3 **M4** **11.1 dBV/m** |
| Grid 4 **M4** **15.67 dBV/m** | Grid 5 **M4** **11.9 dBV/m** | Grid 6 **M4** **11.1 dBV/m** |
| Grid 7 **M4** **15.62 dBV/m** | Grid 8 **M4** **11.71 dBV/m** | Grid 9 **M4** **10.12 dBV/m** |




0 dB = 6.078 V/m = 15.68 dBV/m

## HAC-RF Emission ANT5 Wi-Fi 5GHz

Communication System: UID 10062 - CAC, IEEE 802.11a/h WiFi 5 GHz (OFDM, 6 Mbps); Frequency: 5620 MHz; Duty Cycle: 1:7.37564
Phantom section: RF Section
DASY5 Configuration:
- Probe: EF3DV3 - SN4041; ConvF(1, 1, 1) @ 5620 MHz; Calibrated: 3/18/2020
- Sensor-Surface: (Fix Surface)
- Electronics: DAE4 Sn1257; Calibrated: 10/10/2019
- Phantom: HAC Test Arch with AMCC; Type: SD HAC P01 BB
- Measurement SW: DASY52, Version 52.10 (2);SEMCAD X Version 14.6.12 (7470)

## 802.11a E-Field measurement/IEEE 802.11a_OFDM 6 Mbps Ch. 124/Hearing Aid Compatibility Test (101x101x1): Interpolated grid: dx=0.5000 mm, dy=0.5000 mm

Device Reference Point: 0, 0, -6.3 mm
Reference Value = 7.914 V/m; Power Drift = -0.12 dB
Applied MIF = -5.82 dB
RF audio interference level = 12.55 dBV/m
**Emission category: M4**

MIF scaled E-field

| | | |
|---|---|---|
| Grid 1 **M4** **12.28 dBV/m** | Grid 2 **M4** **12.22 dBV/m** | Grid 3 **M4** **11.92 dBV/m** |
| Grid 4 **M4** **15.92 dBV/m** | Grid 5 **M4** **12.55 dBV/m** | Grid 6 **M4** **11.67 dBV/m** |
| Grid 7 **M4** **15.91 dBV/m** | Grid 8 **M4** **12.49 dBV/m** | Grid 9 **M4** **10.93 dBV/m** |




0 dB = 6.254 V/m = 15.92 dBV/m

# HAC-RF Emission ANT5 Wi-Fi 5GHz

Communication System: UID 10062 - CAC, IEEE 802.11a/h WiFi 5 GHz (OFDM, 6 Mbps); Frequency: 5720 MHz; Duty Cycle: 1:7.37564
Phantom section: RF Section
DASY5 Configuration:
- Probe: EF3DV3 - SN4041; ConvF(1, 1, 1) @ 5720 MHz; Calibrated: 3/18/2020
- Sensor-Surface: (Fix Surface)
- Electronics: DAE4 Sn1257; Calibrated: 10/10/2019
- Phantom: HAC Test Arch with AMCC; Type: SD HAC P01 BB
- Measurement SW: DASY52, Version 52.10 (2);SEMCAD X Version 14.6.12 (7470)

## 802.11a E-Field measurement/IEEE 802.11a_OFDM 6 Mbps Ch. 144/Hearing Aid Compatibility Test (101x101x1): Interpolated grid: dx=0.5000 mm, dy=0.5000 mm

Device Reference Point: 0, 0, -6.3 mm
Reference Value = 8.786 V/m; Power Drift = -0.12 dB
Applied MIF = -5.82 dB
RF audio interference level = 14.10 dBV/m
**Emission category: M4**

MIF scaled E-field

| | | |
|---|---|---|
| Grid 1 **M4** **12.35 dBV/m** | Grid 2 **M4** **11.76 dBV/m** | Grid 3 **M4** **11.76 dBV/m** |
| Grid 4 **M4** **16.34 dBV/m** | Grid 5 **M4** **14.1 dBV/m** | Grid 6 **M4** **12.02 dBV/m** |
| Grid 7 **M4** **16.34 dBV/m** | Grid 8 **M4** **14.11 dBV/m** | Grid 9 **M4** **9.95 dBV/m** |




0 dB = 6.562 V/m = 16.34 dBV/m

## HAC-RF Emission ANT5 Wi-Fi 5GHz

Communication System: UID 10062 - CAC, IEEE 802.11a/h WiFi 5 GHz (OFDM, 6 Mbps); Frequency: 5745 MHz; Duty Cycle: 1:7.37564
Phantom section: RF Section
DASY5 Configuration:
- Probe: EF3DV3 - SN4041; ConvF(1, 1, 1) @ 5745 MHz; Calibrated: 3/18/2020
- Sensor-Surface: (Fix Surface)
- Electronics: DAE4 Sn1257; Calibrated: 10/10/2019
- Phantom: HAC Test Arch with AMCC; Type: SD HAC P01 BB
- Measurement SW: DASY52, Version 52.10 (2);SEMCAD X Version 14.6.12 (7470)

### 802.11a E-Field measurement/IEEE 802.11a_OFDM 6 Mbps Ch. 149/Hearing Aid Compatibility Test (101x101x1): Interpolated grid: dx=0.5000 mm, dy=0.5000 mm

Device Reference Point: 0, 0, -6.3 mm
Reference Value = 9.160 V/m; Power Drift = 0.05 dB
Applied MIF = -5.82 dB
RF audio interference level = 14.43 dBV/m
**Emission category: M4**

MIF scaled E-field

| | | |
|---|---|---|
| Grid 1 **M4** **12.67 dBV/m** | Grid 2 **M4** **12.34 dBV/m** | Grid 3 **M4** **12.23 dBV/m** |
| Grid 4 **M4** **16.26 dBV/m** | Grid 5 **M4** **14.43 dBV/m** | Grid 6 **M4** **12.41 dBV/m** |
| Grid 7 **M4** **16.27 dBV/m** | Grid 8 **M4** **14.36 dBV/m** | Grid 9 **M4** **10.63 dBV/m** |




0 dB = 6.505 V/m = 16.26 dBV/m

## HAC-RF Emission ANT5 Wi-Fi 5GHz

Communication System: UID 10062 - CAC, IEEE 802.11a/h WiFi 5 GHz (OFDM, 6 Mbps); Frequency: 5785 MHz; Duty Cycle: 1:7.37564
Phantom section: RF Section
DASY5 Configuration:
- Probe: EF3DV3 - SN4041; ConvF(1, 1, 1) @ 5785 MHz; Calibrated: 3/18/2020
- Sensor-Surface: (Fix Surface)
- Electronics: DAE4 Sn1257; Calibrated: 10/10/2019
- Phantom: HAC Test Arch with AMCC; Type: SD HAC P01 BB
- Measurement SW: DASY52, Version 52.10 (2);SEMCAD X Version 14.6.12 (7470)

## 802.11a E-Field measurement/IEEE 802.11a_OFDM 6 Mbps Ch. 157/Hearing Aid Compatibility Test (101x101x1): Interpolated grid: dx=0.5000 mm, dy=0.5000 mm

Device Reference Point: 0, 0, -6.3 mm
Reference Value = 9.340 V/m; Power Drift = -0.04 dB
Applied MIF = -5.82 dB
RF audio interference level = 14.12 dBV/m
**Emission category: M4**

MIF scaled E-field

| | | |
|---|---|---|
| Grid 1 **M4** **10.84 dBV/m** | Grid 2 **M4** **13.12 dBV/m** | Grid 3 **M4** **12.94 dBV/m** |
| Grid 4 **M4** **16.6 dBV/m** | Grid 5 **M4** **14.12 dBV/m** | Grid 6 **M4** **12.95 dBV/m** |
| Grid 7 **M4** **16.64 dBV/m** | Grid 8 **M4** **14.12 dBV/m** | Grid 9 **M4** **11.54 dBV/m** |




0 dB = 6.789 V/m = 16.64 dBV/m

## HAC-RF Emission ANT5 Wi-Fi 5GHz

Communication System: UID 10062 - CAC, IEEE 802.11a/h WiFi 5 GHz (OFDM, 6 Mbps); Frequency: 5825 MHz; Duty Cycle: 1:7.37564
Phantom section: RF Section
DASY5 Configuration:
- Probe: EF3DV3 - SN4041; ConvF(1, 1, 1) @ 5825 MHz; Calibrated: 3/18/2020
- Sensor-Surface: (Fix Surface)
- Electronics: DAE4 Sn1257; Calibrated: 10/10/2019
- Phantom: HAC Test Arch with AMCC; Type: SD HAC P01 BB
- Measurement SW: DASY52, Version 52.10 (2);SEMCAD X Version 14.6.12 (7470)

### 802.11a E-Field measurement/IEEE 802.11a_OFDM 6 Mbps Ch. 165/Hearing Aid Compatibility Test (101x101x1): Interpolated grid: dx=0.5000 mm, dy=0.5000 mm

Device Reference Point: 0, 0, -6.3 mm
Reference Value = 9.277 V/m; Power Drift = -0.15 dB
Applied MIF = -5.82 dB
RF audio interference level = 14.01 dBV/m
**Emission category: M4**

MIF scaled E-field

| | | |
|---|---|---|
| Grid 1 **M4** **11.84 dBV/m** | Grid 2 **M4** **12.95 dBV/m** | Grid 3 **M4** **12.9 dBV/m** |
| Grid 4 **M4** **16.23 dBV/m** | Grid 5 **M4** **14.01 dBV/m** | Grid 6 **M4** **12.95 dBV/m** |
| Grid 7 **M4** **16.3 dBV/m** | Grid 8 **M4** **14.06 dBV/m** | Grid 9 **M4** **11.76 dBV/m** |

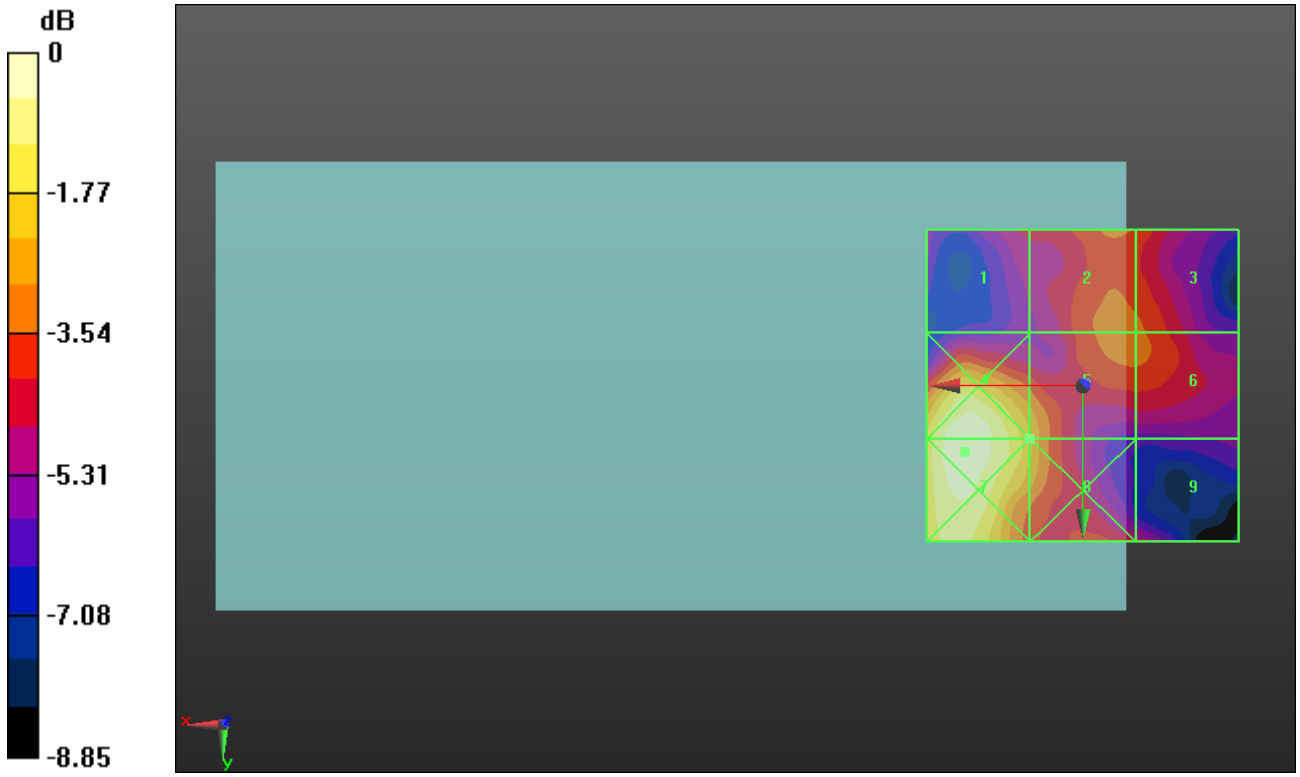


0 dB = 6.528 V/m = 16.30 dBV/m

# HAC-RF Emission ANT7

Communication System: UID 10173 - CAG, LTE-TDD (SC-FDMA, 1 RB, 20 MHz, 16-QAM); Frequency: 3560 MHz; Duty Cycle: 1:8.8736
Phantom section: RF Section
DASY5 Configuration:
- Probe: EF3DV3 - SN4041; ConvF(1, 1, 1) @ 3560 MHz; Calibrated: 3/18/2020
- Sensor-Surface: (Fix Surface)
- Electronics: DAE4 Sn1257; Calibrated: 10/10/2019
- Phantom: HAC Test Arch with AMCC; Type: SD HAC P01 BB
- Measurement SW: DASY52, Version 52.10 (2);SEMCAD X Version 14.6.12 (7470)

## LTE Band 48_E-Field measurement/SC-FDMA RB 1/49 20 MHz 16QAM Ch. 55340/Hearing Aid Compatibility Test (101x101x1): Interpolated grid: dx=0.5000 mm, dy=0.5000 mm

Device Reference Point: 0, 0, -6.3 mm
Reference Value = 6.730 V/m; Power Drift = -0.18 dB
Applied MIF = -1.44 dB
RF audio interference level = 18.90 dBV/m
**Emission category: M4**

MIF scaled E-field

| | | |
|---|---|---|
| Grid 1 **M4** **15.55 dBV/m** | Grid 2 **M4** **12.9 dBV/m** | Grid 3 **M4** **11.42 dBV/m** |
| Grid 4 **M4** **18.9 dBV/m** | Grid 5 **M4** **16.17 dBV/m** | Grid 6 **M4** **16.68 dBV/m** |
| Grid 7 **M4** **19.94 dBV/m** | Grid 8 **M4** **19.47 dBV/m** | Grid 9 **M4** **19.59 dBV/m** |

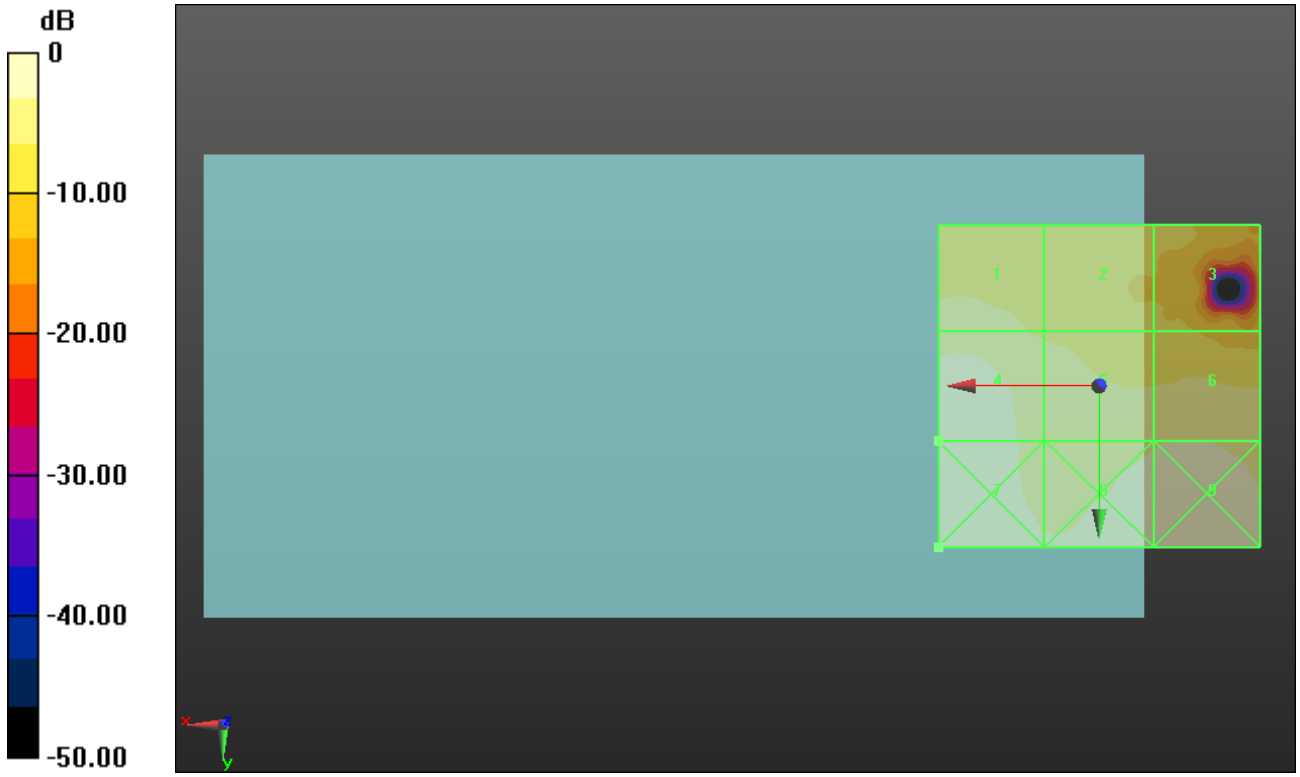


0 dB = 9.934 V/m = 19.94 dBV/m

## HAC-RF Emission ANT7

Communication System: UID 10173 - CAG, LTE-TDD (SC-FDMA, 1 RB, 20 MHz, 16-QAM); Frequency: 3603.3 MHz; Duty Cycle: 1:8.8736
Phantom section: RF Section
DASY5 Configuration:
- Probe: EF3DV3 - SN4041; ConvF(1, 1, 1) @ 3603.3 MHz; Calibrated: 3/18/2020
- Sensor-Surface: (Fix Surface)
- Electronics: DAE4 Sn1257; Calibrated: 10/10/2019
- Phantom: HAC Test Arch with AMCC; Type: SD HAC P01 BB
- Measurement SW: DASY52, Version 52.10 (2);SEMCAD X Version 14.6.12 (7470)

## LTE Band 48_E-Field measurement/SC-FDMA RB 1/49 20 MHz 16QAM Ch. 55773/Hearing Aid Compatibility Test (101x101x1): Interpolated grid: dx=0.5000 mm, dy=0.5000 mm

Device Reference Point: 0, 0, -6.3 mm
Reference Value = 5.949 V/m; Power Drift = -0.08 dB
Applied MIF = -1.44 dB
RF audio interference level = 17.57 dBV/m
**Emission category: M4**

MIF scaled E-field

| | | |
|---|---|---|
| Grid 1 **M4** **14.85 dBV/m** | Grid 2 **M4** **11.97 dBV/m** | Grid 3 **M4** **11.67 dBV/m** |
| Grid 4 **M4** **17.57 dBV/m** | Grid 5 **M4** **15.51 dBV/m** | Grid 6 **M4** **15.95 dBV/m** |
| Grid 7 **M4** **18.41 dBV/m** | Grid 8 **M4** **18.23 dBV/m** | Grid 9 **M4** **18.45 dBV/m** |

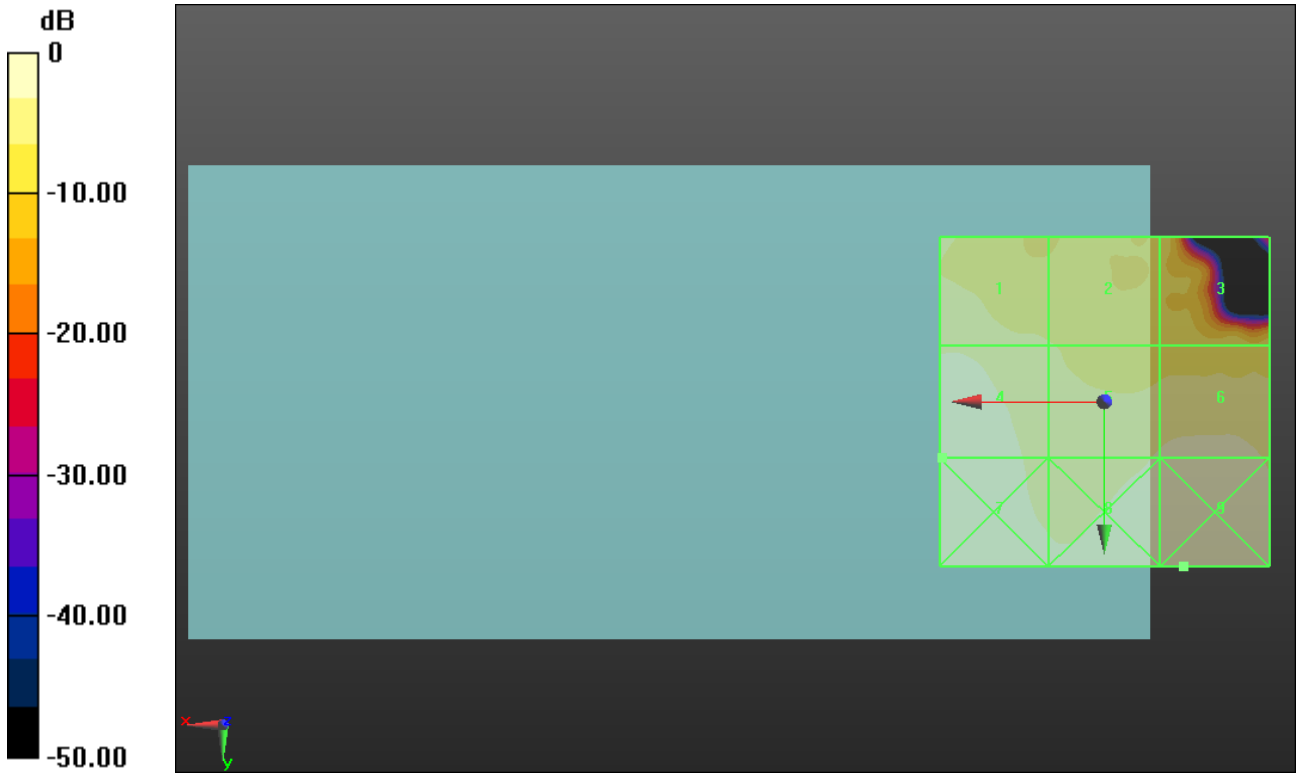


0 dB = 8.368 V/m = 18.45 dBV/m

## HAC-RF Emission ANT7

Communication System: UID 10173 - CAG, LTE-TDD (SC-FDMA, 1 RB, 20 MHz, 16-QAM); Frequency: 3646.7 MHz; Duty Cycle: 1:8.8736
Phantom section: RF Section
DASY5 Configuration:
- Probe: EF3DV3 - SN4041; ConvF(1, 1, 1) @ 3646.7 MHz; Calibrated: 3/18/2020
- Sensor-Surface: (Fix Surface)
- Electronics: DAE4 Sn1257; Calibrated: 10/10/2019
- Phantom: HAC Test Arch with AMCC; Type: SD HAC P01 BB
- Measurement SW: DASY52, Version 52.10 (2);SEMCAD X Version 14.6.12 (7470)

## LTE Band 48_E-Field measurement/SC-FDMA RB 1/49 20 MHz 16QAM Ch. 56207/Hearing Aid Compatibility Test (101x101x1): Interpolated grid: dx=0.5000 mm, dy=0.5000 mm

Device Reference Point: 0, 0, -6.3 mm
Reference Value = 5.943 V/m; Power Drift = -0.13 dB
Applied MIF = -1.44 dB
RF audio interference level = 17.22 dBV/m
**Emission category: M4**

MIF scaled E-field

| | | |
|---|---|---|
| Grid 1 **M4** **15.93 dBV/m** | Grid 2 **M4** **11.67 dBV/m** | Grid 3 **M4** **10.44 dBV/m** |
| Grid 4 **M4** **17.22 dBV/m** | Grid 5 **M4** **15.31 dBV/m** | Grid 6 **M4** **16.15 dBV/m** |
| Grid 7 **M4** **17.85 dBV/m** | Grid 8 **M4** **17.69 dBV/m** | Grid 9 **M4** **18.15 dBV/m** |

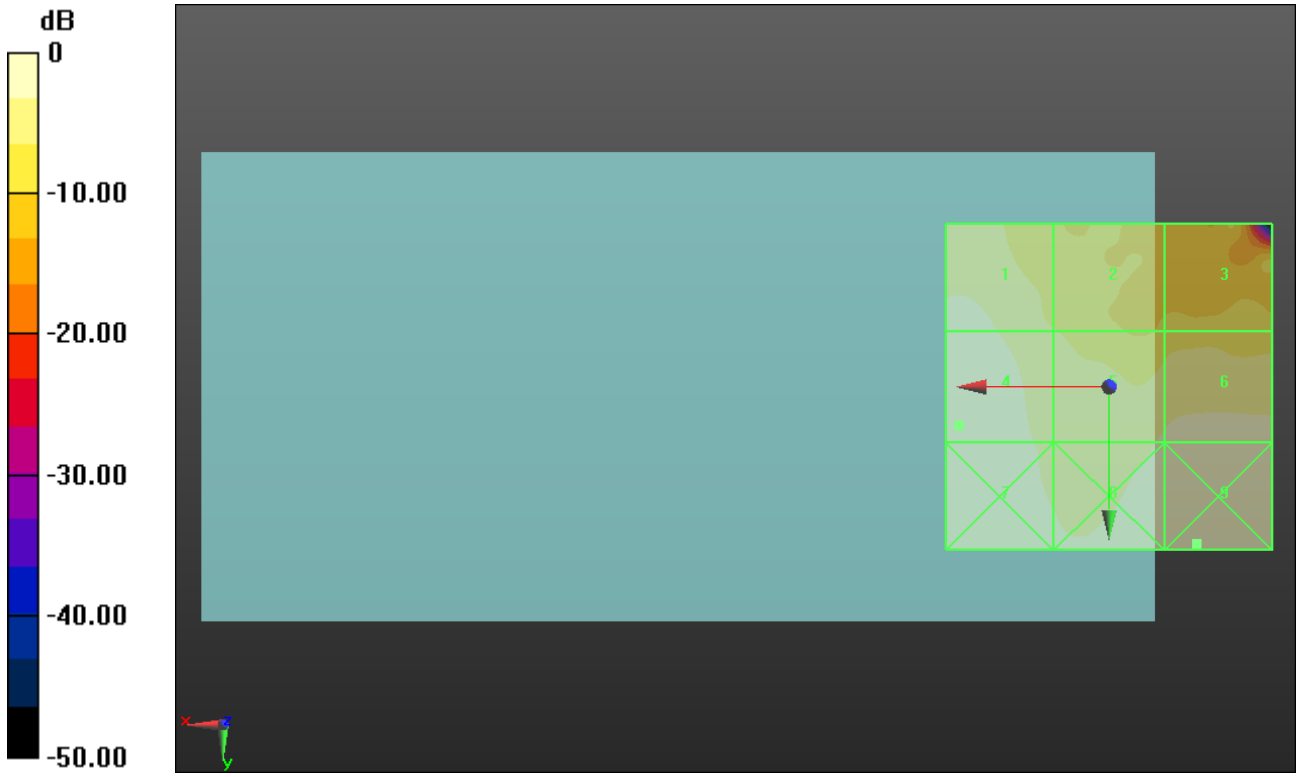


0 dB = 8.081 V/m = 18.15 dBV/m

# HAC-RF Emission ANT7

Communication System: UID 10173 - CAG, LTE-TDD (SC-FDMA, 1 RB, 20 MHz, 16-QAM); Frequency: 3690 MHz; Duty Cycle: 1:8.8736
Phantom section: RF Section
DASY5 Configuration:
- Probe: EF3DV3 - SN4041; ConvF(1, 1, 1) @ 3690 MHz; Calibrated: 3/18/2020
- Sensor-Surface: (Fix Surface)
- Electronics: DAE4 Sn1257; Calibrated: 10/10/2019
- Phantom: HAC Test Arch with AMCC; Type: SD HAC P01 BB
- Measurement SW: DASY52, Version 52.10 (2);SEMCAD X Version 14.6.12 (7470)

## LTE Band 48_E-Field measurement/SC-FDMA RB 1/49 20 MHz 16QAM Ch. 56640/Hearing Aid Compatibility Test (101x101x1): Interpolated grid: dx=0.5000 mm, dy=0.5000 mm

Device Reference Point: 0, 0, -6.3 mm
Reference Value = 5.887 V/m; Power Drift = -0.17 dB
Applied MIF = -1.44 dB
RF audio interference level = 17.17 dBV/m
**Emission category: M4**

MIF scaled E-field

| | | |
|---|---|---|
| Grid 1 **M4** **16.82 dBV/m** | Grid 2 **M4** **13.49 dBV/m** | Grid 3 **M4** **12.95 dBV/m** |
| Grid 4 **M4** **17.17 dBV/m** | Grid 5 **M4** **15.77 dBV/m** | Grid 6 **M4** **16.88 dBV/m** |
| Grid 7 **M4** **17.27 dBV/m** | Grid 8 **M4** **17.49 dBV/m** | Grid 9 **M4** **18.05 dBV/m** |




0 dB = 7.993 V/m = 18.05 dBV/m

## HAC-RF Emission ANT8

Communication System: UID 10173 - CAG, LTE-TDD (SC-FDMA, 1 RB, 20 MHz, 16-QAM); Frequency: 3560 MHz; Duty Cycle: 1:8.8736
Phantom section: RF Section
DASY5 Configuration:
- Probe: EF3DV3 - SN4041; ConvF(1, 1, 1) @ 3560 MHz; Calibrated: 3/18/2020
- Sensor-Surface: (Fix Surface)
- Electronics: DAE4 Sn1257; Calibrated: 10/10/2019
- Phantom: HAC Test Arch with AMCC; Type: SD HAC P01 BB
- Measurement SW: DASY52, Version 52.10 (2);SEMCAD X Version 14.6.12 (7470)

## LTE Band 48 E-Field measurement/SC-FDMA 1RB 20 MHz 16QAM Ch. 55340/Hearing Aid Compatibility Test (101x101x1): Interpolated grid: dx=0.5000 mm, dy=0.5000 mm

Device Reference Point: 0, 0, -6.3 mm
Reference Value = 12.92 V/m; Power Drift = -0.09 dB
Applied MIF = -1.44 dB
RF audio interference level = 19.74 dBV/m
**Emission category: M4**

MIF scaled E-field

| | | |
|---|---|---|
| Grid 1 **M4** **25.86 dBV/m** | Grid 2 **M4** **26.35 dBV/m** | Grid 3 **M4** **24.83 dBV/m** |
| Grid 4 **M4** **17.47 dBV/m** | Grid 5 **M4** **19.16 dBV/m** | Grid 6 **M4** **19.74 dBV/m** |
| Grid 7 **M4** **17.55 dBV/m** | Grid 8 **M4** **19.31 dBV/m** | Grid 9 **M4** **19.46 dBV/m** |




0 dB = 20.76 V/m = 26.34 dBV/m

## HAC-RF Emission ANT8

Communication System: UID 10173 - CAG, LTE-TDD (SC-FDMA, 1 RB, 20 MHz, 16-QAM); Frequency: 3603.3 MHz; Duty Cycle: 1:8.8736
Phantom section: RF Section
DASY5 Configuration:
- Probe: EF3DV3 - SN4041; ConvF(1, 1, 1) @ 3603.3 MHz; Calibrated: 3/18/2020
- Sensor-Surface: (Fix Surface)
- Electronics: DAE4 Sn1257; Calibrated: 10/10/2019
- Phantom: HAC Test Arch with AMCC; Type: SD HAC P01 BB
- Measurement SW: DASY52, Version 52.10 (2);SEMCAD X Version 14.6.12 (7470)

## LTE Band 48 E-Field measurement/SC-FDMA 1RB 20 MHz 16QAM Ch. 55773/Hearing Aid Compatibility Test (101x101x1): Interpolated grid: dx=0.5000 mm, dy=0.5000 mm

Device Reference Point: 0, 0, -6.3 mm
Reference Value = 12.37 V/m; Power Drift = -0.15 dB
Applied MIF = -1.44 dB
RF audio interference level = 19.03 dBV/m

**Emission category: M4**

MIF scaled E-field

| | | |
|---|---|---|
| Grid 1 **M4** **24.96 dBV/m** | Grid 2 **M4** **25.54 dBV/m** | Grid 3 **M4** **24.02 dBV/m** |
| Grid 4 **M4** **16.84 dBV/m** | Grid 5 **M4** **18.54 dBV/m** | Grid 6 **M4** **19.03 dBV/m** |
| Grid 7 **M4** **16.64 dBV/m** | Grid 8 **M4** **18.84 dBV/m** | Grid 9 **M4** **18.89 dBV/m** |




0 dB = 18.92 V/m = 25.54 dBV/m

## HAC-RF Emission ANT8

Communication System: UID 10173 - CAG, LTE-TDD (SC-FDMA, 1 RB, 20 MHz, 16-QAM); Frequency: 3646.7 MHz; Duty Cycle: 1:8.8736
Phantom section: RF Section
DASY5 Configuration:
- Probe: EF3DV3 - SN4041; ConvF(1, 1, 1) @ 3646.7 MHz; Calibrated: 3/18/2020
- Sensor-Surface: (Fix Surface)
- Electronics: DAE4 Sn1257; Calibrated: 10/10/2019
- Phantom: HAC Test Arch with AMCC; Type: SD HAC P01 BB
- Measurement SW: DASY52, Version 52.10 (2);SEMCAD X Version 14.6.12 (7470)

## LTE Band 48 E-Field measurement/SC-FDMA 1RB 20 MHz 16QAM Ch. 56207/Hearing Aid Compatibility Test (101x101x1): Interpolated grid: dx=0.5000 mm, dy=0.5000 mm

Device Reference Point: 0, 0, -6.3 mm
Reference Value = 11.93 V/m; Power Drift = -0.14 dB
Applied MIF = -1.44 dB
RF audio interference level = 19.94 dBV/m

**Emission category: M4**

MIF scaled E-field

| | | |
|---|---|---|
| Grid 1 **M4** **25.06 dBV/m** | Grid 2 **M4** **25.71 dBV/m** | Grid 3 **M4** **24.42 dBV/m** |
| Grid 4 **M4** **16.51 dBV/m** | Grid 5 **M4** **19.44 dBV/m** | Grid 6 **M4** **19.94 dBV/m** |
| Grid 7 **M4** **16.96 dBV/m** | Grid 8 **M4** **18.96 dBV/m** | Grid 9 **M4** **18.99 dBV/m** |




0 dB = 19.29 V/m = 25.71 dBV/m

## HAC-RF Emission ANT8

Communication System: UID 10173 - CAG, LTE-TDD (SC-FDMA, 1 RB, 20 MHz, 16-QAM); Frequency: 3690 MHz; Duty Cycle: 1:8.8736
Phantom section: RF Section
DASY5 Configuration:
- Probe: EF3DV3 - SN4041; ConvF(1, 1, 1) @ 3690 MHz; Calibrated: 3/18/2020
- Sensor-Surface: (Fix Surface)
- Electronics: DAE4 Sn1257; Calibrated: 10/10/2019
- Phantom: HAC Test Arch with AMCC; Type: SD HAC P01 BB
- Measurement SW: DASY52, Version 52.10 (2);SEMCAD X Version 14.6.12 (7470)

## LTE Band 48 E-Field measurement/SC-FDMA 1RB 20 MHz 16QAM Ch. 56640/Hearing Aid Compatibility Test (101x101x1): Interpolated grid: dx=0.5000 mm, dy=0.5000 mm

Device Reference Point: 0, 0, -6.3 mm
Reference Value = 12.07 V/m; Power Drift = -0.11 dB
Applied MIF = -1.44 dB
RF audio interference level = 20.26 dBV/m

**Emission category: M4**

MIF scaled E-field

| | | |
|---|---|---|
| Grid 1 **M4** **24.89 dBV/m** | Grid 2 **M4** **25.53 dBV/m** | Grid 3 **M4** **24.28 dBV/m** |
| Grid 4 **M4** **16.44 dBV/m** | Grid 5 **M4** **19.98 dBV/m** | Grid 6 **M4** **20.26 dBV/m** |
| Grid 7 **M4** **16.78 dBV/m** | Grid 8 **M4** **18.79 dBV/m** | Grid 9 **M4** **18.95 dBV/m** |




0 dB = 18.89 V/m = 25.52 dBV/m

## HAC-RF Emission ANT9

Communication System: UID 10173 - CAG, LTE-TDD (SC-FDMA, 1 RB, 20 MHz, 16-QAM); Frequency: 3560 MHz; Duty Cycle: 1:8.8736
Phantom section: RF Section
DASY5 Configuration:
- Probe: EF3DV3 - SN4041; ConvF(1, 1, 1) @ 3560 MHz; Calibrated: 3/18/2020
- Sensor-Surface: (Fix Surface)
- Electronics: DAE4 Sn1257; Calibrated: 10/10/2019
- Phantom: HAC Test Arch with AMCC; Type: SD HAC P01 BB
- Measurement SW: DASY52, Version 52.10 (2);SEMCAD X Version 14.6.12 (7470)

## LTE Band 48 E-Field measurement/SC-FDMA 1RB 20 MHz 16QAM Ch. 55340/Hearing Aid Compatibility Test (101x101x1): Interpolated grid: dx=0.5000 mm, dy=0.5000 mm

Device Reference Point: 0, 0, -6.3 mm
Reference Value = 4.087 V/m; Power Drift = -0.16 dB
Applied MIF = -1.44 dB
RF audio interference level = 14.02 dBV/m
**Emission category: M4**

MIF scaled E-field

| | | |
|---|---|---|
| Grid 1 **M4** **18.59 dBV/m** | Grid 2 **M4** **13.23 dBV/m** | Grid 3 **M4** **13.87 dBV/m** |
| Grid 4 **M4** **12.72 dBV/m** | Grid 5 **M4** **10.79 dBV/m** | Grid 6 **M4** **11.58 dBV/m** |
| Grid 7 **M4** **14.02 dBV/m** | Grid 8 **M4** **11.15 dBV/m** | Grid 9 **M4** **11.04 dBV/m** |




0 dB = 8.501 V/m = 18.59 dBV/m

## HAC-RF Emission ANT9

Communication System: UID 10173 - CAG, LTE-TDD (SC-FDMA, 1 RB, 20 MHz, 16-QAM); Frequency: 3603.3 MHz; Duty Cycle: 1:8.8736
Phantom section: RF Section
DASY5 Configuration:
- Probe: EF3DV3 - SN4041; ConvF(1, 1, 1) @ 3603.3 MHz; Calibrated: 3/18/2020
- Sensor-Surface: (Fix Surface)
- Electronics: DAE4 Sn1257; Calibrated: 10/10/2019
- Phantom: HAC Test Arch with AMCC; Type: SD HAC P01 BB
- Measurement SW: DASY52, Version 52.10 (2);SEMCAD X Version 14.6.12 (7470)

## LTE Band 48 E-Field measurement/SC-FDMA 1RB 20 MHz 16QAM Ch. 55773/Hearing Aid Compatibility Test (101x101x1): Interpolated grid: dx=0.5000 mm, dy=0.5000 mm

Device Reference Point: 0, 0, -6.3 mm
Reference Value = 4.344 V/m; Power Drift = 0.16 dB
Applied MIF = -1.44 dB
RF audio interference level = 12.96 dBV/m
**Emission category: M4**

MIF scaled E-field

| | | |
|---|---|---|
| Grid 1 **M4** **15.33 dBV/m** | Grid 2 **M4** **10.3 dBV/m** | Grid 3 **M4** **12.96 dBV/m** |
| Grid 4 **M4** **12.35 dBV/m** | Grid 5 **M4** **9.04 dBV/m** | Grid 6 **M4** **9.41 dBV/m** |
| Grid 7 **M4** **14.21 dBV/m** | Grid 8 **M4** **11.71 dBV/m** | Grid 9 **M4** **10.92 dBV/m** |




0 dB = 5.841 V/m = 15.33 dBV/m

## HAC-RF Emission ANT9

Communication System: UID 10173 - CAG, LTE-TDD (SC-FDMA, 1 RB, 20 MHz, 16-QAM); Frequency: 3646.7 MHz; Duty Cycle: 1:8.8736
Phantom section: RF Section
DASY5 Configuration:
- Probe: EF3DV3 - SN4041; ConvF(1, 1, 1) @ 3646.7 MHz; Calibrated: 3/18/2020
- Sensor-Surface: (Fix Surface)
- Electronics: DAE4 Sn1257; Calibrated: 10/10/2019
- Phantom: HAC Test Arch with AMCC; Type: SD HAC P01 BB
- Measurement SW: DASY52, Version 52.10 (2);SEMCAD X Version 14.6.12 (7470)

## LTE Band 48 E-Field measurement/SC-FDMA 1RB 20 MHz 16QAM Ch. 56207/Hearing Aid Compatibility Test (101x101x1): Interpolated grid: dx=0.5000 mm, dy=0.5000 mm

Device Reference Point: 0, 0, -6.3 mm
Reference Value = 4.710 V/m; Power Drift = -0.00 dB
Applied MIF = -1.44 dB
RF audio interference level = 13.39 dBV/m
**Emission category: M4**

MIF scaled E-field

| | | |
|---|---|---|
| Grid 1 **M4** **15.6 dBV/m** | Grid 2 **M4** **12.77 dBV/m** | Grid 3 **M4** **12.65 dBV/m** |
| Grid 4 **M4** **11.07 dBV/m** | Grid 5 **M4** **10.4 dBV/m** | Grid 6 **M4** **9.73 dBV/m** |
| Grid 7 **M4** **14.77 dBV/m** | Grid 8 **M4** **13.39 dBV/m** | Grid 9 **M4** **12.73 dBV/m** |




0 dB = 6.022 V/m = 15.59 dBV/m

## HAC-RF Emission ANT9

Communication System: UID 10173 - CAG, LTE-TDD (SC-FDMA, 1 RB, 20 MHz, 16-QAM); Frequency: 3690 MHz; Duty Cycle: 1:8.8736
Phantom section: RF Section
DASY5 Configuration:
- Probe: EF3DV3 - SN4041; ConvF(1, 1, 1) @ 3690 MHz; Calibrated: 3/18/2020
- Sensor-Surface: (Fix Surface)
- Electronics: DAE4 Sn1257; Calibrated: 10/10/2019
- Phantom: HAC Test Arch with AMCC; Type: SD HAC P01 BB
- Measurement SW: DASY52, Version 52.10 (2);SEMCAD X Version 14.6.12 (7470)

## LTE Band 48 E-Field measurement/SC-FDMA 1RB 20 MHz 16QAM Ch. 56640/Hearing Aid Compatibility Test (101x101x1): Interpolated grid: dx=0.5000 mm, dy=0.5000 mm

Device Reference Point: 0, 0, -6.3 mm
Reference Value = 4.599 V/m; Power Drift = 0.05 dB
Applied MIF = -1.44 dB
RF audio interference level = 14.38 dBV/m
**Emission category: M4**

MIF scaled E-field

| | | |
|---|---|---|
| Grid 1 **M4** **16.37 dBV/m** | Grid 2 **M4** **13.41 dBV/m** | Grid 3 **M4** **13.63 dBV/m** |
| Grid 4 **M4** **12.26 dBV/m** | Grid 5 **M4** **10.79 dBV/m** | Grid 6 **M4** **10.1 dBV/m** |
| Grid 7 **M4** **14.38 dBV/m** | Grid 8 **M4** **13.85 dBV/m** | Grid 9 **M4** **12.93 dBV/m** |

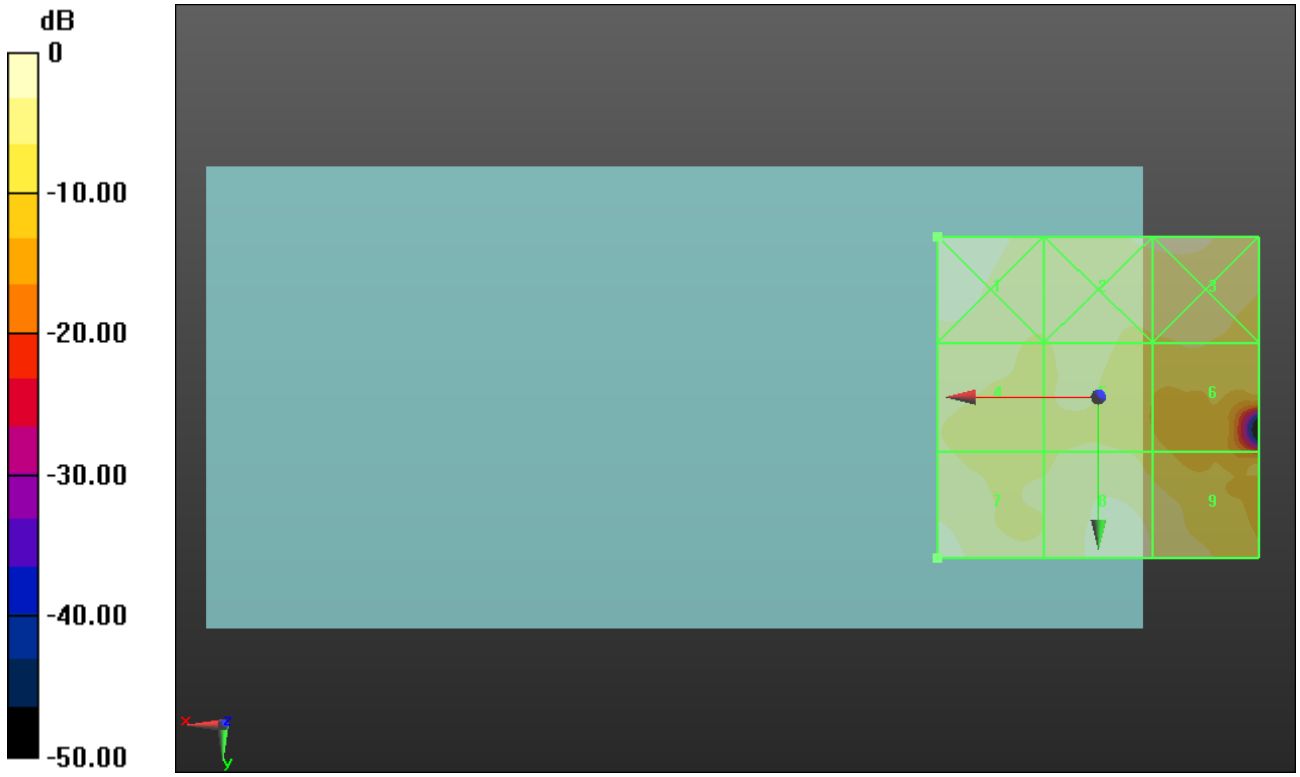


0 dB = 6.584 V/m = 16.37 dBV/m