RADIATED EMISSIONS

Marker	Frequency (GHz)	Meter Reading (dBuV)	Det	AF 344 (dB/m)	Amp/Cbl/Fltr/Pad (dB)	Corrected Reading (dBuV/m)	Avg Limit (dBuV/m)	Margin (dB)	Peak Limit (dBuV/m)	PK Margin (dB)	UNII Non-Restricted (dBuV/m)	PK Margin (dB)	Azimuth (Degs)	Height (cm)	Polarity
1	* 3.66543	35.39	PK-U	33	-28	40.39	-	-	74	-33.61	-	-	107	136	H
	* 3.66669	25.82	ADR	33	-28	30.82	54	-23.18	-	-	-	-	107	136	H
4	* 3.91986	35.72	PK-U	33.5	-27.5	41.72	-	-	74	-32.28	-	-	195	174	V
	* 3.91791	25.52	ADR	33.5	-27.4	31.62	54	-22.38	-	-	-	-	195	174	V
2	8.73787	30.19	PK-U	36	-20.7	45.49	-	-	-	-	68.2	-22.71	286	146	H
3	10.50339	34.59	PK-U	37.7	-19.3	52.99	-	-	-	-	68.2	-15.21	239	192	H
5	* 9.3974	31.74	PK-U	36.5	-21.1	47.14	-	-	74	-26.86	-	-	192	171	V
	* 9.39862	21.1	ADR	36.6	-21.1	36.6	54	-17.4	-	-	-	-	192	171	V
6	* 11.96345	31.07	PK-U	38.6	-19.5	50.17	-	-	74	-23.83	-	-	40	250	V
	* 11.962	20.35	ADR	38.6	-19.4	39.55	54	-14.45	-	-	-	-	40	250	V

* - indicates frequency in CFR47 Pt 15 / IC RSS-Restricted Band
PK-U - U-NII: Maximum Peak
ADR - U-NII AD primary method, RMS average

UL VERIFICATION SERVICES INC.
47173 Benicia Street, Fremont, CA 94538; USA TEL:(510) 319-4000 FAX:(510) 661-0888

This report shall not be reproduced except in full, without the written approval of UL Verification Services Inc.

HIGH CHANNEL RESULTS

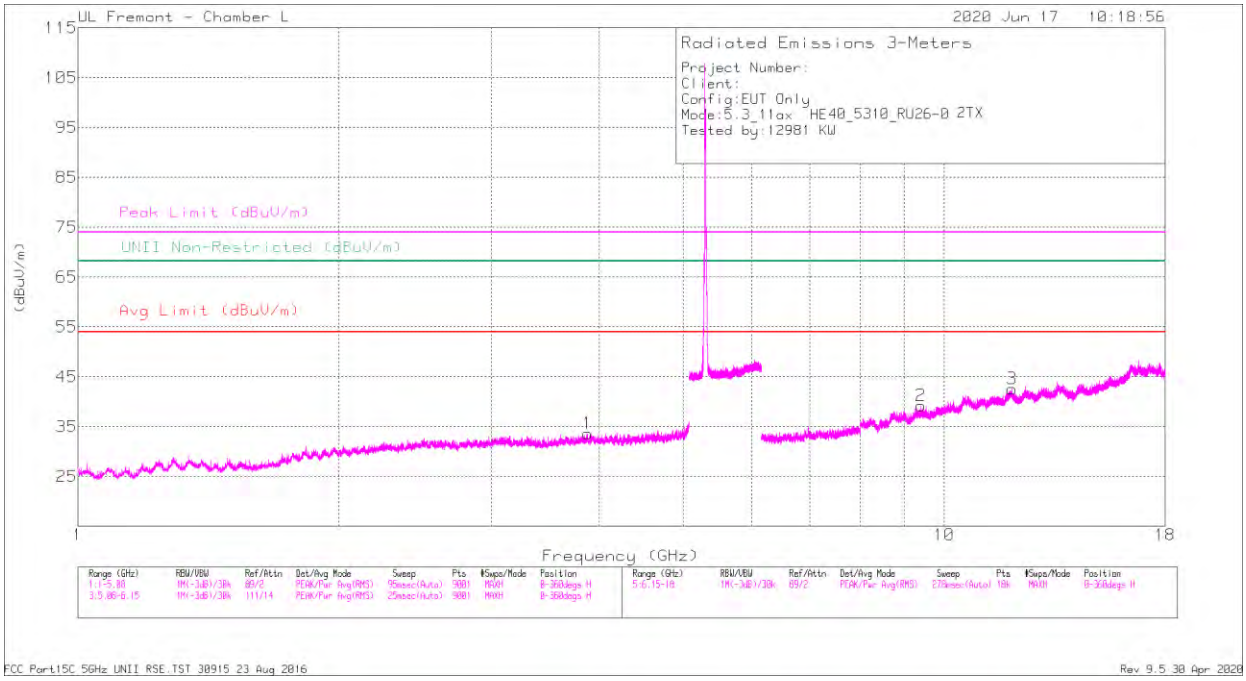

HORIZONTAL

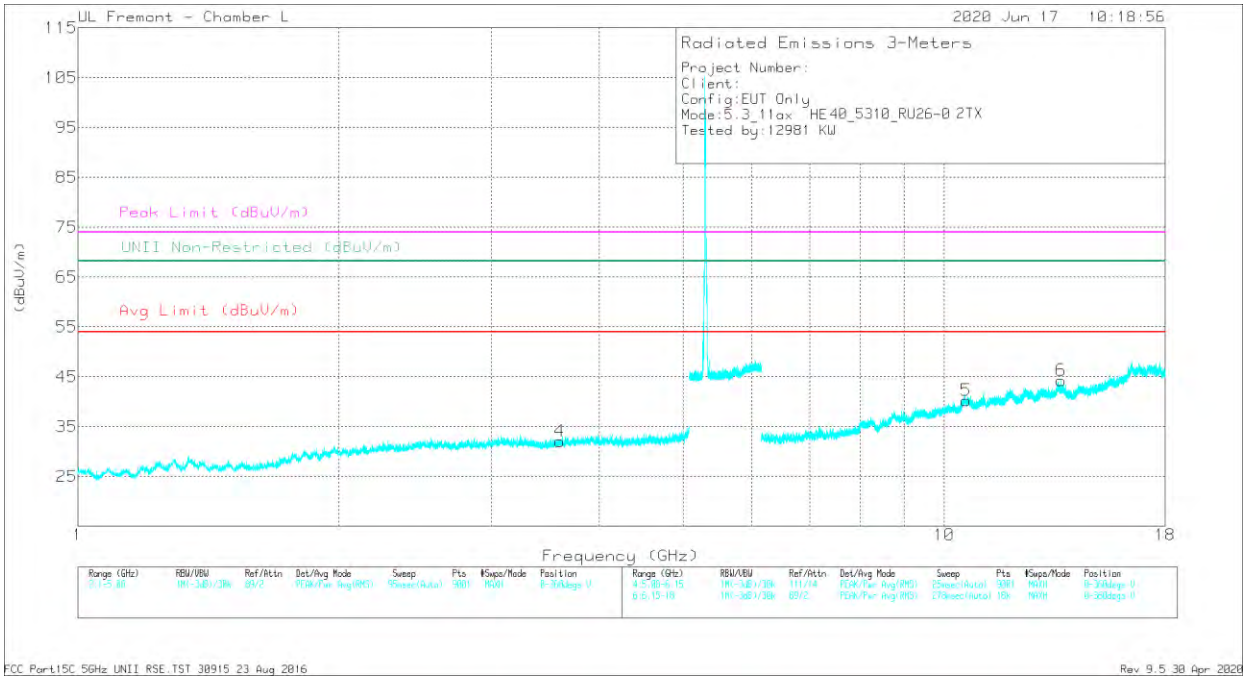

VERTICAL

UL VERIFICATION SERVICES INC.
47173 Benicia Street, Fremont, CA 94538; USA TEL:(510) 319-4000 FAX:(510) 661-0888

This report shall not be reproduced except in full, without the written approval of UL Verification Services Inc.

RADIATED EMISSIONS

Marker	Frequency (GHz)	Meter Reading (dBuV)	Det	AF 344 (dB/m)	Amp/Cbl/Fltr/Pad (dB)	Corrected Reading (dBuV/m)	Avg Limit (dBuV/m)	Margin (dB)	Peak Limit (dBuV/m)	PK Margin (dB)	UNII Non-Restricted (dBuV/m)	PK Margin (dB)	Azimuth (Degs)	Height (cm)	Polarity
1	* 3.87725	35.53	PK-U	33.6	-28.1	41.03	-	-	74	-32.97	-	-	242	158	H
	* 3.87691	25.67	ADR	33.6	-28.1	31.17	54	-22.83	-	-	-	-	242	158	H
4	* 3.59904	37.05	PK-U	33.1	-28.7	41.45	-	-	74	-32.55	-	-	318	121	V
	* 3.59977	26.25	ADR	33	-28.7	30.55	54	-23.45	-	-	-	-	318	121	V
2	* 9.40395	30.14	PK-U	36.6	-21	45.74	-	-	74	-28.26	-	-	205	176	H
	* 9.40448	20.61	ADR	36.6	-21	36.21	54	-17.79	-	-	-	-	205	176	H
3	* 11.9786	31.51	PK-U	38.7	-19.6	50.61	-	-	74	-23.39	-	-	114	217	H
	* 11.97951	20.16	ADR	38.7	-19.6	39.26	54	-14.74	-	-	-	-	114	217	H
5	10.59744	31.48	PK-U	37.8	-20.1	49.18	-	-	-	-	68.2	-19.02	193	283	V
6	13.65265	30.86	PK-U	38.7	-19	50.56	-	-	-	-	68.2	-17.64	113	252	V

* - indicates frequency in CFR47 Pt 15 / IC RSS-Restricted Band
PK-U - U-NII: Maximum Peak
ADR - U-NII AD primary method, RMS average

UL VERIFICATION SERVICES INC.
47173 Benicia Street, Fremont, CA 94538; USA TEL:(510) 319-4000 FAX:(510) 661-0888
This report shall not be reproduced except in full, without the written approval of UL Verification Services Inc.

6.1.12. TX ABOVE 1 GHz 802.11ax HE80 MODE IN THE 5.3 GHz BAND

1TX ANTENNA 6 – 996 Tones, RU Index 67

BANDEDGE (MID CHANNEL)

HORIZONTAL RESULT

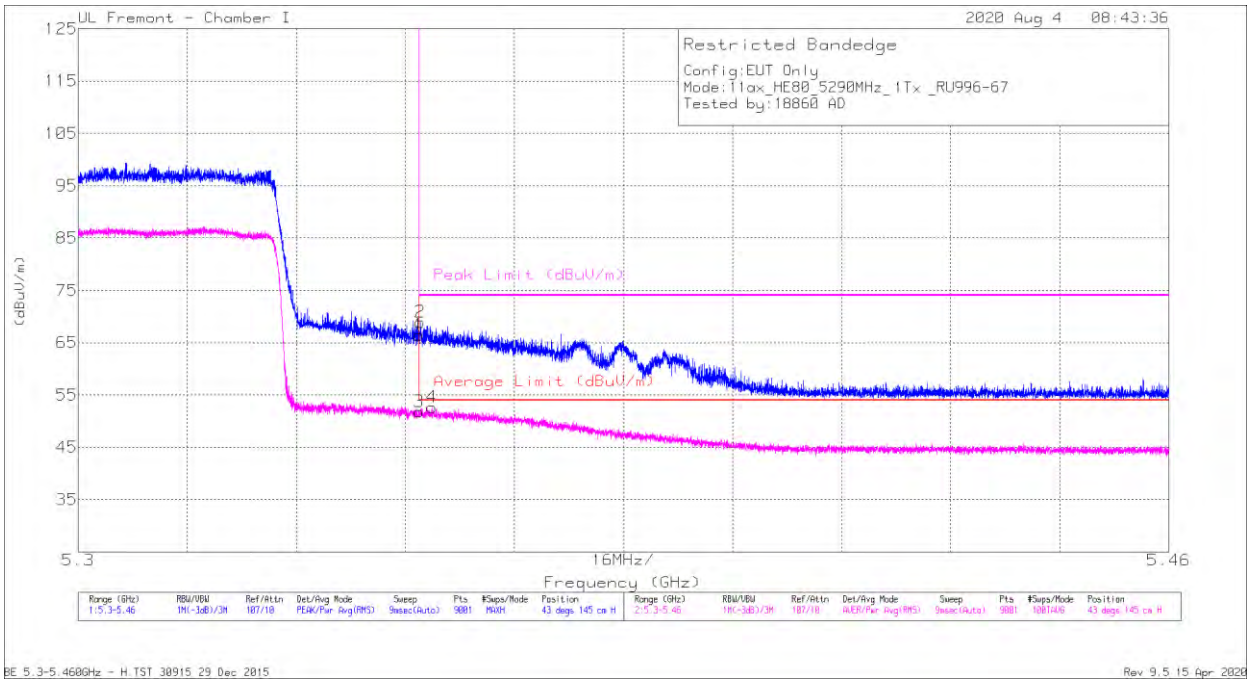

Marker	Frequency (GHz)	Meter Reading (dBuV)	Det	AF T862 (dB/m)	Amp/Cbl/Fltr/Pad (dB)	Corrected Reading (dBuV/m)	Average Limit (dBuV/m)	Margin (dB)	Peak Limit (dBuV/m)	PK Margin (dB)	Azimuth (Degs)	Height (cm)	Polarity
1	* 5.35001	45.79	Pk	34.6	-14	66.39	-	-	74	-7.61	43	145	H
2	* 5.35019	48.37	Pk	34.6	-14	68.97	-	-	74	-5.03	43	145	H
3	* 5.35001	31.19	RMS	34.6	-14	51.79	54	-2.21	-	-	43	145	H
4	* 5.35186	32	RMS	34.6	-14	52.6	54	-1.4	-	-	43	145	H

* - indicates frequency in CFR47 Pt 15 / IC RSS-Restricted Band
Pk - Peak detector
RMS - RMS detection

UL VERIFICATION SERVICES INC.
47173 Benicia Street, Fremont, CA 94538; USA TEL:(510) 319-4000 FAX:(510) 661-0888
This report shall not be reproduced except in full, without the written approval of UL Verification Services Inc.

VERTICAL RESULT

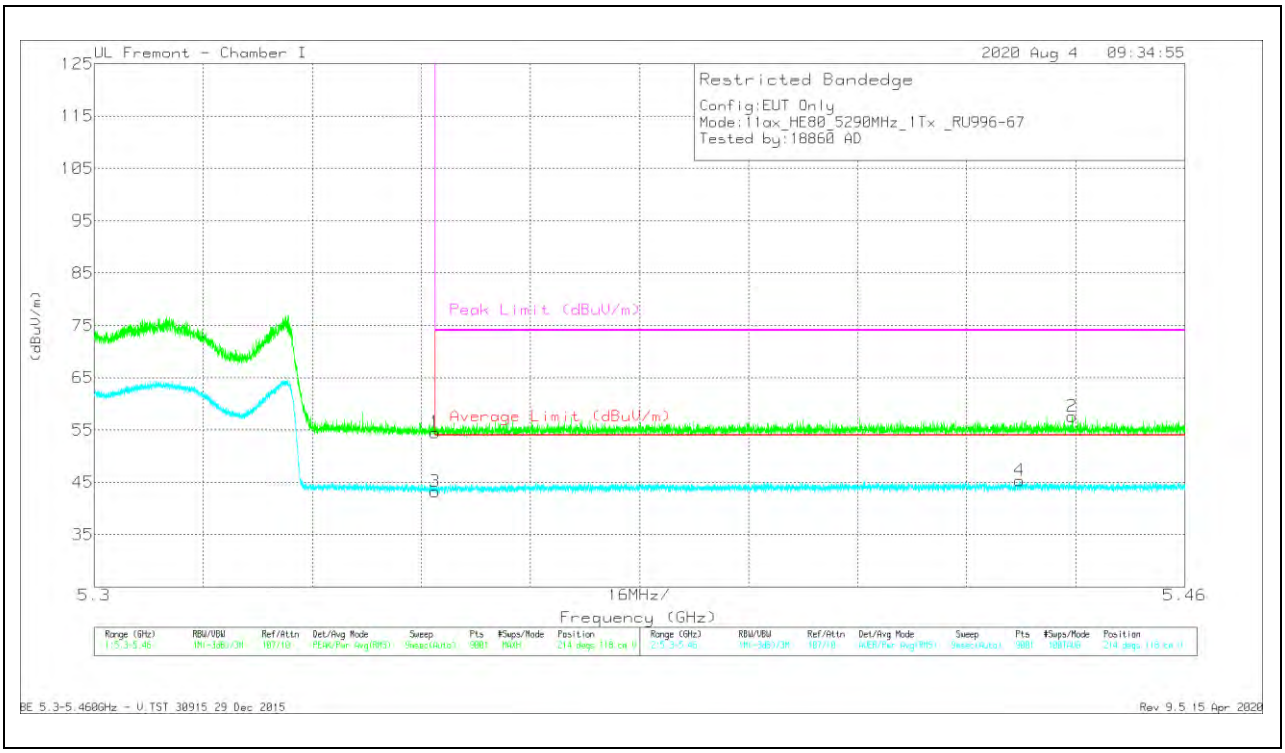

Marker	Frequency (GHz)	Meter Reading (dBuV)	Det	AF T862 (dB/m)	Amp/Cbl/Fltr/Pad (dB)	Corrected Reading (dBuV/m)	Average Limit (dBuV/m)	Margin (dB)	Peak Limit (dBuV/m)	PK Margin (dB)	Azimuth (Degs)	Height (cm)	Polarity
1	* 5.35001	33.93	Pk	34.6	-14	54.53	-	-	74	-19.47	214	118	V
2	* 5.44349	36.37	Pk	34.9	-13.7	57.57	-	-	74	-16.43	214	118	V
3	* 5.35001	22.65	RMS	34.6	-14	43.25	54	-10.75	-	-	214	118	V
4	* 5.43575	24.28	RMS	34.9	-13.8	45.38	54	-8.62	-	-	214	118	V

* - indicates frequency in CFR47 Pt 15 / IC RSS-Restricted Band
Pk - Peak detector
RMS - RMS detection

UL VERIFICATION SERVICES INC.
47173 Benicia Street, Fremont, CA 94538; USA TEL:(510) 319-4000 FAX:(510) 661-0888

This report shall not be reproduced except in full, without the written approval of UL Verification Services Inc.

1TX ANTENNA 6 – 26 Tones, RU Index 36

BANDEDGE (MID CHANNEL)

HORIZONTAL RESULT

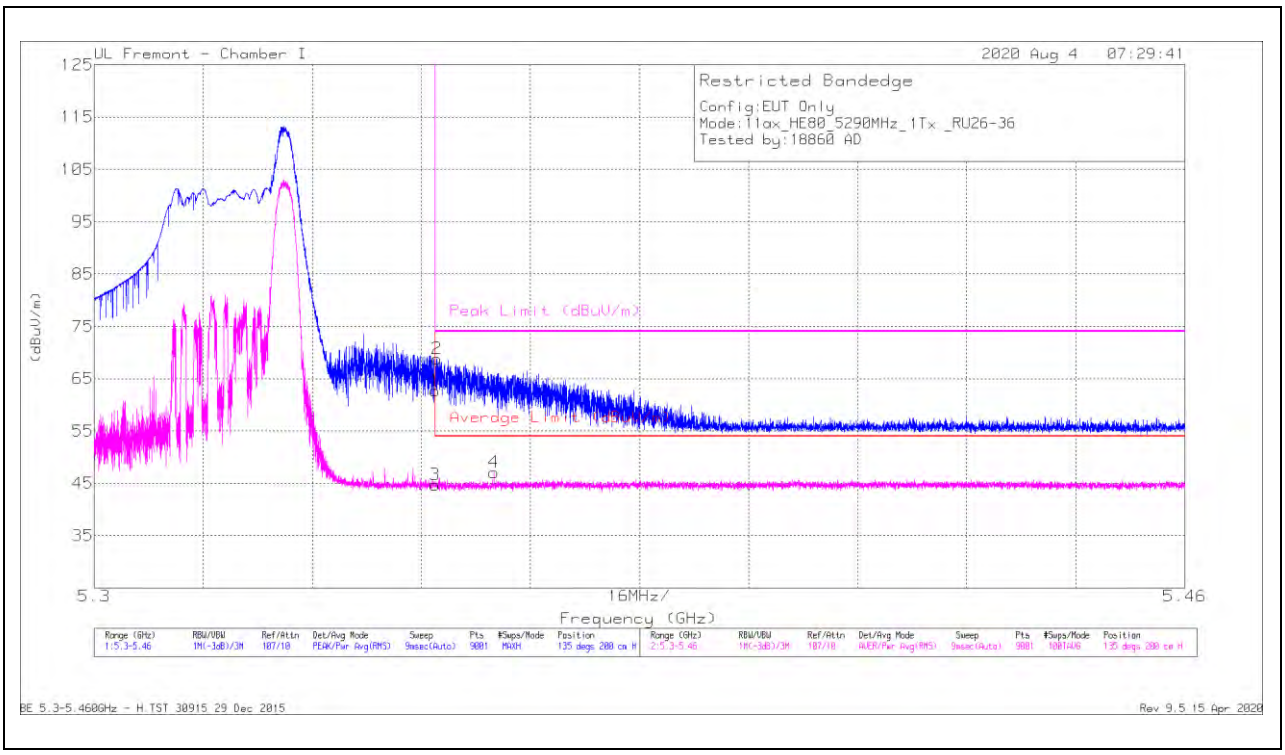

Marker	Frequency (GHz)	Meter Reading (dBuV)	Det	AF T862 (dB/m)	Amp/Cbl/Fltr/Pad (dB)	Corrected Reading (dBuV/m)	Average Limit (dBuV/m)	Margin (dB)	Peak Limit (dBuV/m)	PK Margin (dB)	Azimuth (Degs)	Height (cm)	Polarity
1	* 5.35001	42.09	Pk	34.6	-14	62.69	-	-	74	-11.31	135	200	H
2	* 5.35031	48.23	Pk	34.6	-14	68.83	-	-	74	-5.17	135	200	H
3	* 5.35001	24.06	RMS	34.6	-14	44.66	54	-9.34	-	-	135	200	H
4	* 5.35867	26.35	RMS	34.6	-13.9	47.05	54	-6.95	-	-	135	200	H

* - indicates frequency in CFR47 Pt 15 / IC RSS-Restricted Band
Pk - Peak detector
RMS - RMS detection

UL VERIFICATION SERVICES INC.
47173 Benicia Street, Fremont, CA 94538; USA TEL:(510) 319-4000 FAX:(510) 661-0888
This report shall not be reproduced except in full, without the written approval of UL Verification Services Inc.

VERTICAL RESULT

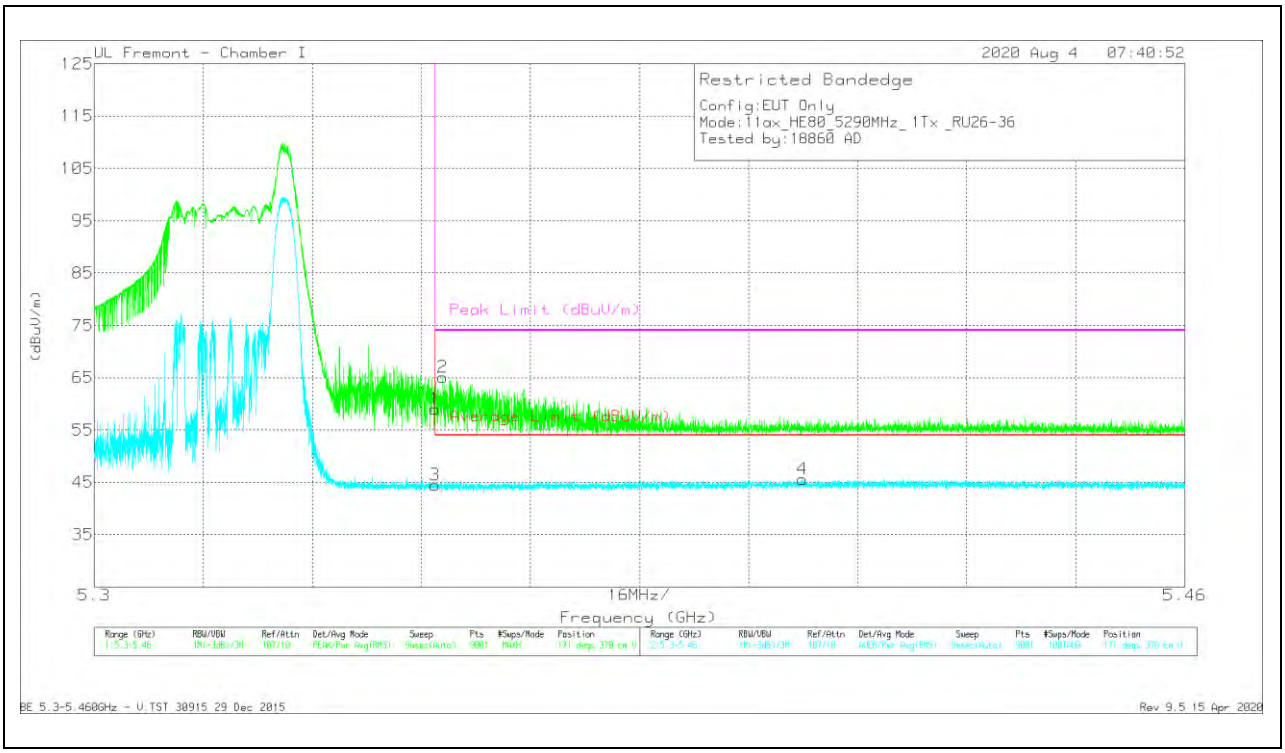

Marker	Frequency (GHz)	Meter Reading (dBuV)	Det	AF T862 (dB/m)	Amp/Cbl/Fltr/Pad (dB)	Corrected Reading (dBuV/m)	Average Limit (dBuV/m)	Margin (dB)	Peak Limit (dBuV/m)	PK Margin (dB)	Azimuth (Degs)	Height (cm)	Polarity
1	* 5.35001	38.33	Pk	34.6	-14	58.93	-	-	74	-15.07	171	370	V
2	* 5.35113	44.5	Pk	34.6	-14	65.1	-	-	74	-8.9	171	370	V
3	* 5.35001	23.81	RMS	34.6	-14	44.41	54	-9.59	-	-	171	370	V
4	* 5.40395	24.71	RMS	34.7	-13.8	45.61	54	-8.39	-	-	171	370	V

* - indicates frequency in CFR47 Pt 15 / IC RSS-Restricted Band
Pk - Peak detector
RMS - RMS detection

UL VERIFICATION SERVICES INC.
47173 Benicia Street, Fremont, CA 94538; USA TEL:(510) 319-4000 FAX:(510) 661-0888
This report shall not be reproduced except in full, without the written approval of UL Verification Services Inc.

1TX ANTENNA 5 – 996 Tones, RU Index 67

BANDEDGE (MID CHANNEL)

HORIZONTAL RESULT

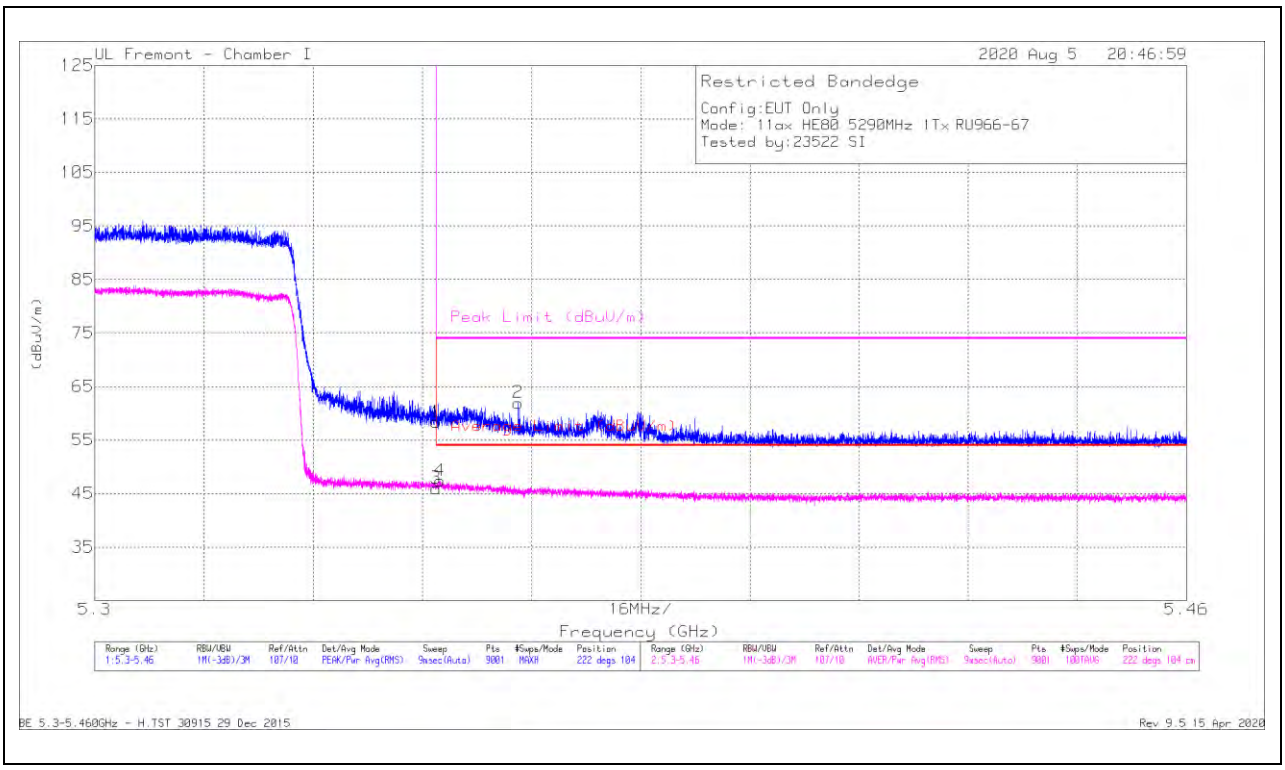

Marker	Frequency (GHz)	Meter Reading (dBuV)	Det	AF T862 (dB/m)	Amp/Cbl/Fltr/Pad (dB)	Corrected Reading (dBuV/m)	Average Limit (dBuV/m)	Margin (dB)	Peak Limit (dBuV/m)	PK Margin (dB)	Azimuth (Degs)	Height (cm)	Polarity
1	* 5.35001	37.75	Pk	34.6	-14	58.35	-	-	74	-15.65	222	104	H
2	* 5.36201	41.24	Pk	34.6	-13.9	61.94	-	-	74	-12.06	222	104	H
3	* 5.35001	25.38	RMS	34.6	-14	45.98	54	-8.02	-	-	222	104	H
4	* 5.35058	26.79	RMS	34.6	-14	47.39	54	-6.61	-	-	222	104	H

* - indicates frequency in CFR47 Pt 15 / IC RSS-Restricted Band
Pk - Peak detector
RMS - RMS detection

UL VERIFICATION SERVICES INC.
47173 Benicia Street, Fremont, CA 94538; USA TEL:(510) 319-4000 FAX:(510) 661-0888

This report shall not be reproduced except in full, without the written approval of UL Verification Services Inc.

VERTICAL RESULT

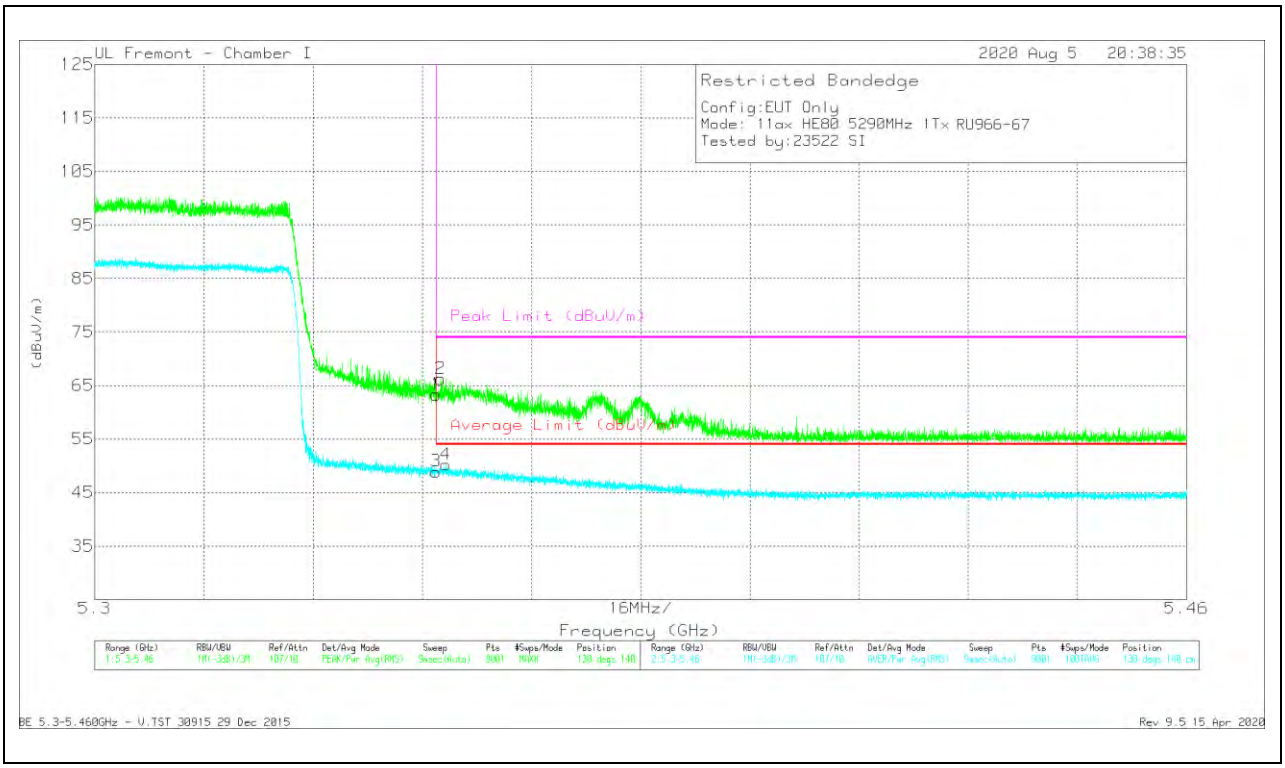

Marker	Frequency (GHz)	Meter Reading (dBuV)	Det	AF T862 (dB/m)	Amp/Cbl/Fltr/Pad (dB)	Corrected Reading (dBuV/m)	Average Limit (dBuV/m)	Margin (dB)	Peak Limit (dBuV/m)	PK Margin (dB)	Azimuth (Degs)	Height (cm)	Polarity
1	* 5.35001	42.71	Pk	34.6	-14	63.31	-	-	74	-10.69	130	140	V
2	* 5.3507	45.62	Pk	34.6	-14	66.22	-	-	74	-7.78	130	140	V
3	* 5.35001	28.32	RMS	34.6	-14	48.92	54	-5.08	-	-	130	140	V
4	* 5.35147	29.58	RMS	34.6	-14	50.18	54	-3.82	-	-	130	140	V

* - indicates frequency in CFR47 Pt 15 / IC RSS-Restricted Band
Pk - Peak detector
RMS - RMS detection

UL VERIFICATION SERVICES INC.
47173 Benicia Street, Fremont, CA 94538; USA TEL:(510) 319-4000 FAX:(510) 661-0888
This report shall not be reproduced except in full, without the written approval of UL Verification Services Inc.

1TX ANTENNA 5 – 26 Tones, RU Index 36

BANDEDGE (MID CHANNEL)

HORIZONTAL RESULT

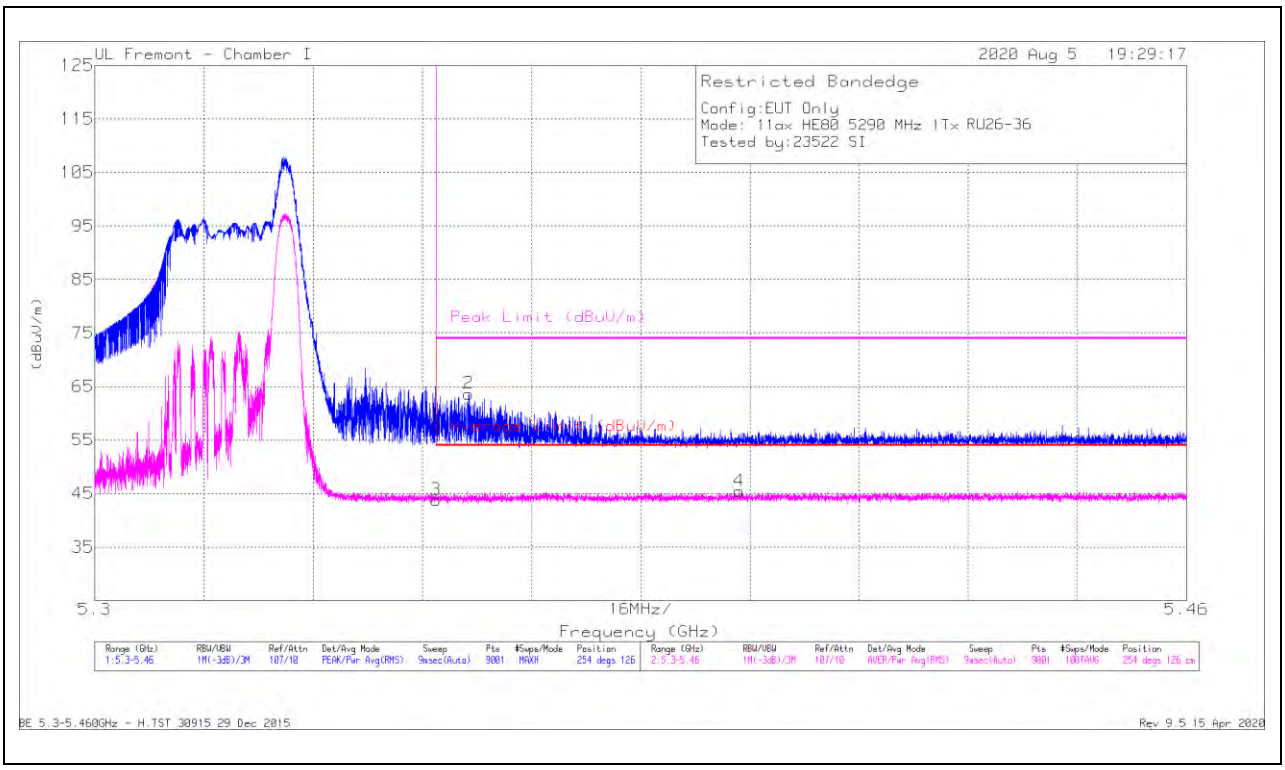

Marker	Frequency (GHz)	Meter Reading (dBuV)	Det	AF T862 (dB/m)	Amp/Cbl/Fltr/Pad (dB)	Corrected Reading (dBuV/m)	Average Limit (dBuV/m)	Margin (dB)	Peak Limit (dBuV/m)	PK Margin (dB)	Azimuth (Degs)	Height (cm)	Polarity
1	* 5.35001	37.27	Pk	34.6	-14	57.87	-	-	74	-16.13	254	126	H
2	* 5.35481	43.06	Pk	34.6	-14	63.66	-	-	74	-10.34	254	126	H
3	* 5.35001	23.23	RMS	34.6	-14	43.83	54	-10.17	-	-	254	126	H
4	* 5.39445	24.52	RMS	34.7	-13.8	45.42	54	-8.58	-	-	254	126	H

* - indicates frequency in CFR47 Pt 15 / IC RSS-Restricted Band
Pk - Peak detector
RMS - RMS detection

UL VERIFICATION SERVICES INC.
47173 Benicia Street, Fremont, CA 94538; USA TEL:(510) 319-4000 FAX:(510) 661-0888

This report shall not be reproduced except in full, without the written approval of UL Verification Services Inc.

VERTICAL RESULT

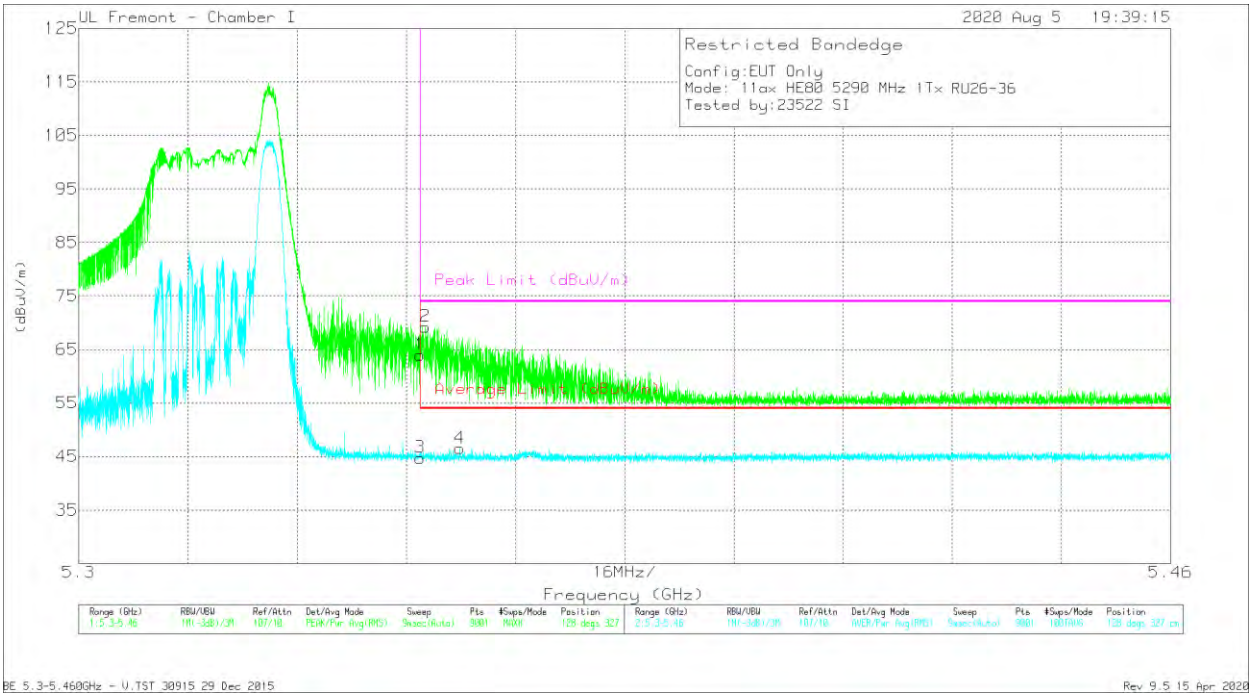

Marker	Frequency (GHz)	Meter Reading (dBuV)	Det	AF T862 (dB/m)	Amp/Cbl/Fltr/Pad (dB)	Corrected Reading (dBuV/m)	Average Limit (dBuV/m)	Margin (dB)	Peak Limit (dBuV/m)	PK Margin (dB)	Azimuth (Degs)	Height (cm)	Polarity
1	* 5.35001	43.42	Pk	34.6	-14	64.02	-	-	74	-9.98	128	327	V
2	* 5.35076	48.65	Pk	34.6	-14	69.25	-	-	74	-4.75	128	327	V
3	* 5.35001	24.18	RMS	34.6	-14	44.78	54	-9.22	-	-	128	327	V
4	* 5.35581	25.93	RMS	34.6	-14	46.53	54	-7.47	-	-	128	327	V

* - indicates frequency in CFR47 Pt 15 / IC RSS-Restricted Band
Pk - Peak detector
RMS - RMS detection

UL VERIFICATION SERVICES INC.
47173 Benicia Street, Fremont, CA 94538; USA TEL:(510) 319-4000 FAX:(510) 661-0888

This report shall not be reproduced except in full, without the written approval of UL Verification Services Inc.

2TX ANTENNA 6 + ANTENNA 5 OFDMA MODE – 996 Tones, RU Index 67

BANDEDGE (MID CHANNEL)

HORIZONTAL RESULT

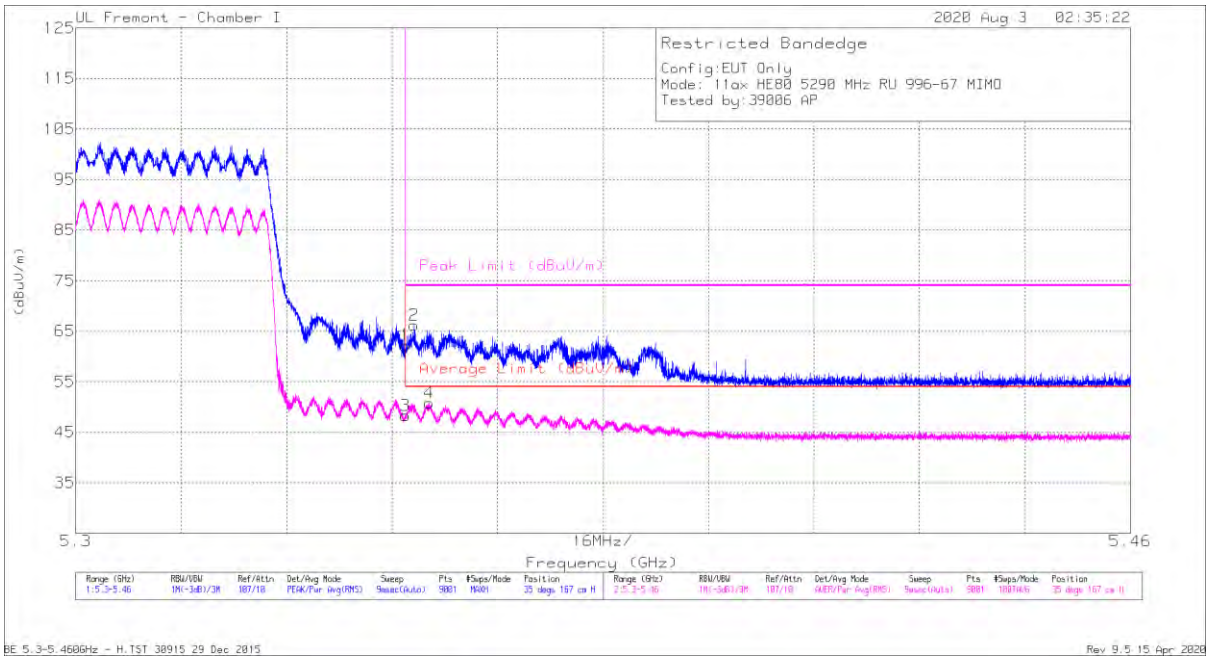

Marker	Frequency (GHz)	Meter Reading (dBuV)	Det	AF T862 (dB/m)	Amp/Cbl/Fltr/Pad (dB)	Corrected Reading (dBuV/m)	Average Limit (dBuV/m)	Margin (dB)	Peak Limit (dBuV/m)	PK Margin (dB)	Azimuth (Degs)	Height (cm)	Polarity
1	* 5.35001	41.55	Pk	34.6	-14	62.15	-	-	74	-11.85	35	167	H
2	* 5.35133	45.53	Pk	34.6	-14	66.13	-	-	74	-7.87	35	167	H
3	* 5.35001	27.65	RMS	34.6	-14	48.25	54	-5.75	-	-	35	167	H
4	* 5.35358	30.24	RMS	34.6	-14	50.84	54	-3.16	-	-	35	167	H

* - indicates frequency in CFR47 Pt 15 / IC RSS-Restricted Band
Pk - Peak detector
RMS - RMS detection

UL VERIFICATION SERVICES INC.
47173 Benicia Street, Fremont, CA 94538; USA TEL:(510) 319-4000 FAX:(510) 661-0888

This report shall not be reproduced except in full, without the written approval of UL Verification Services Inc.

VERTICAL RESULT

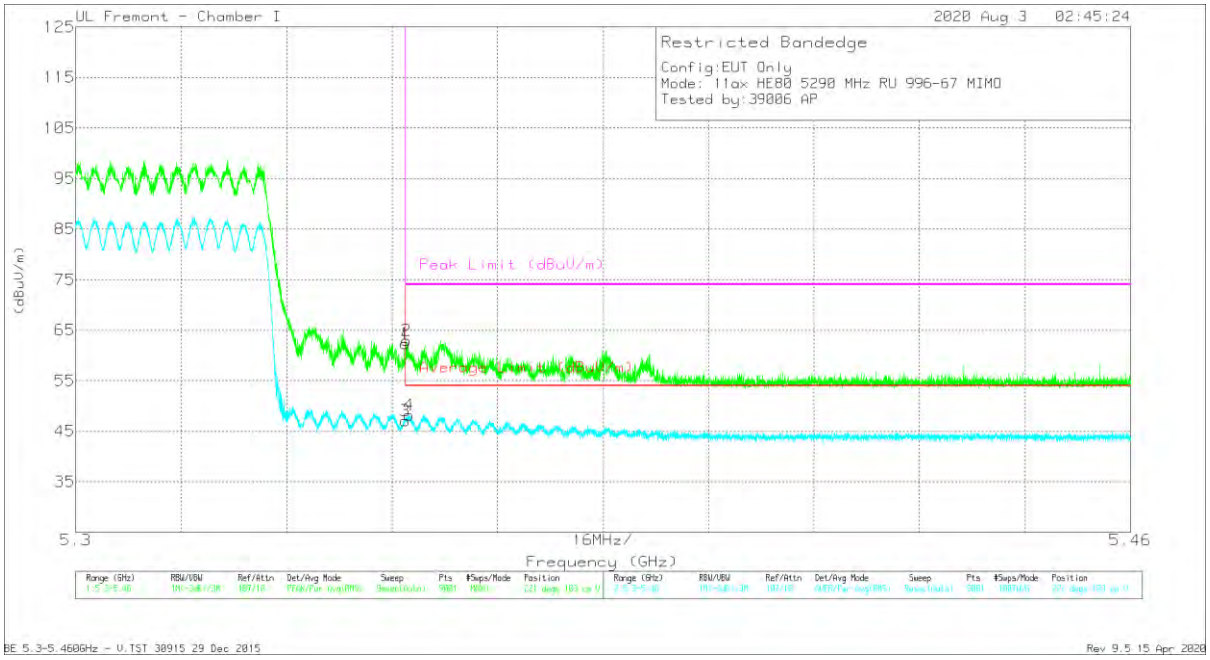

Marker	Frequency (GHz)	Meter Reading (dBuV)	Det	AF T862 (dB/m)	Amp/Cbl/Fltr/Pad (dB)	Corrected Reading (dBuV/m)	Average Limit (dBuV/m)	Margin (dB)	Peak Limit (dBuV/m)	PK Margin (dB)	Azimuth (Degs)	Height (cm)	Polarity
1	* 5.35001	41.79	Pk	34.6	-14	62.39	-	-	74	-11.61	221	103	V
2	* 5.35015	42.4	Pk	34.6	-14	63	-	-	74	-11	221	103	V
3	* 5.35001	26.45	RMS	34.6	-14	47.05	54	-6.95	-	-	221	103	V
4	* 5.3506	27.58	RMS	34.6	-14	48.18	54	-5.82	-	-	221	103	V

* - indicates frequency in CFR47 Pt 15 / IC RSS-Restricted Band
Pk - Peak detector
RMS - RMS detection

UL VERIFICATION SERVICES INC.
47173 Benicia Street, Fremont, CA 94538; USA TEL:(510) 319-4000 FAX:(510) 661-0888

This report shall not be reproduced except in full, without the written approval of UL Verification Services Inc.

HARMONICS AND SPURIOUS EMISSIONS

MID CHANNEL RESULTS

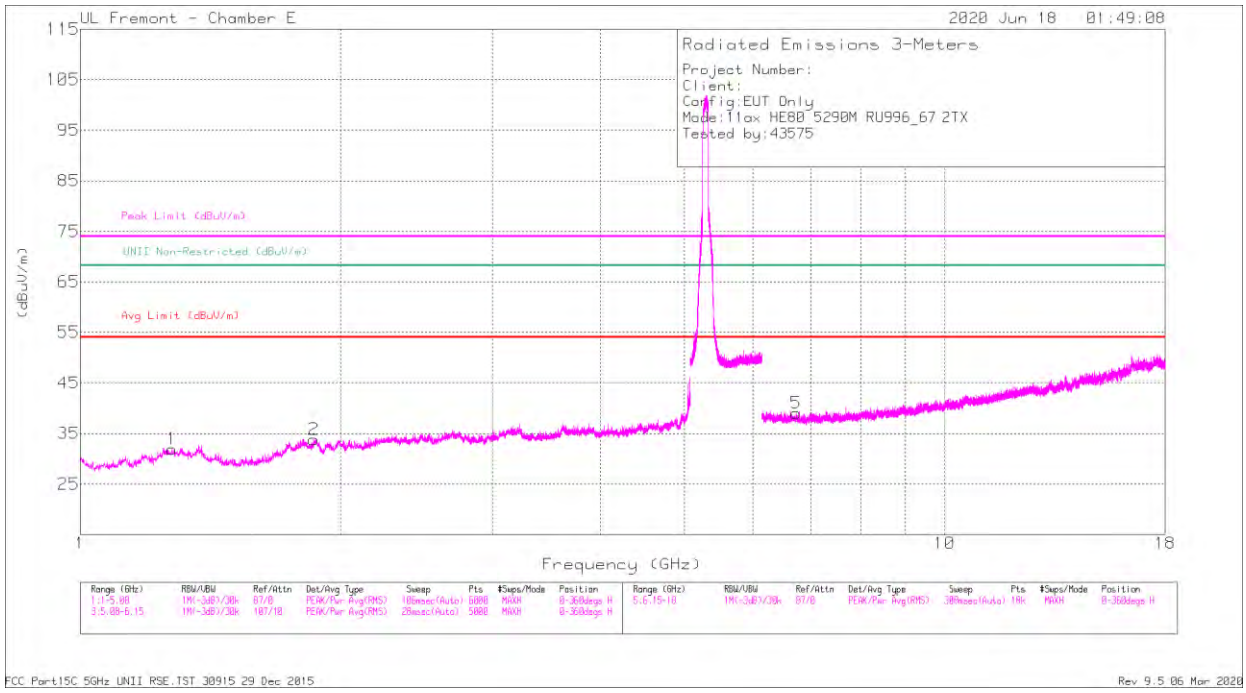

HORIZONTAL

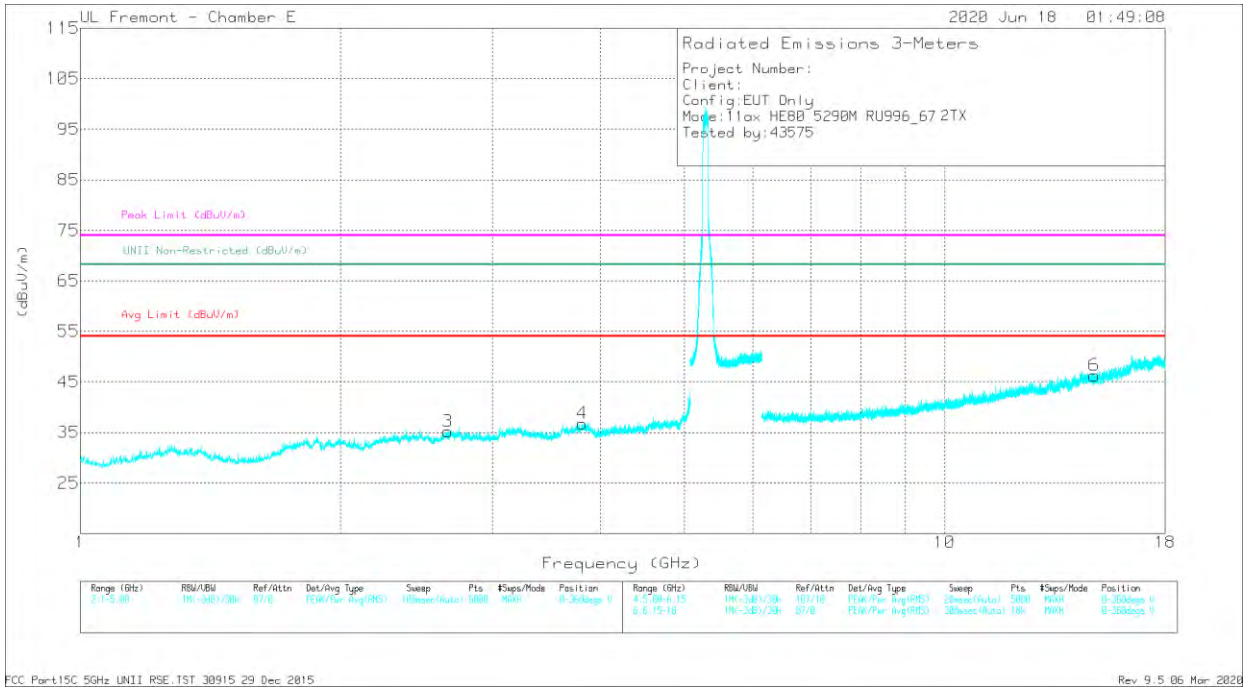

VERTICAL

UL VERIFICATION SERVICES INC.
47173 Benicia Street, Fremont, CA 94538; USA TEL:(510) 319-4000 FAX:(510) 661-0888

This report shall not be reproduced except in full, without the written approval of UL Verification Services Inc.

RADIATED EMISSIONS

Marker	Frequency (GHz)	Meter Reading (dBuV)	Det	AF T712 (dB/m)	Amp/Cbl/Fltr/Pad (dB)	Corrected Reading (dBuV/m)	Avg Limit (dBuV/m)	Margin (dB)	Peak Limit (dBuV/m)	PK Margin (dB)	UNII Non-Restricted (dBuV/m)	PK Margin (dB)	Azimuth (Degs)	Height (cm)	Polarity
1	* 1.27516	44.97	PK-U	29.7	-34.8	39.87	-	-	74	-34.13	-	-	0	200	H
	* 1.27729	33.43	ADR	29.7	-34.9	28.23	54	-25.77	-	-	-	-	0	200	H
3	* 2.66009	45.68	PK-U	32.7	-35.8	42.58	-	-	74	-31.42	-	-	0	200	V
	* 2.66035	34.09	ADR	32.7	-35.8	30.99	54	-23.01	-	-	-	-	0	200	V
4	* 3.81132	42.9	PK-U	33.6	-32.5	44	-	-	74	-30	-	-	0	200	V
	* 3.80946	31.47	ADR	33.6	-32.4	32.67	54	-21.33	-	-	-	-	0	200	V
2	1.8615	45.57	PK-U	31	-35.1	41.47	-	-	-	-	68.2	-26.73	0	101	H
5	6.73194	38.41	PK-U	35.8	-28.4	45.81	-	-	-	-	68.2	-22.39	0	101	H
6	14.90835	35.34	PK-U	39.8	-21.6	53.54	-	-	-	-	68.2	-14.66	0	199	V

* - indicates frequency in CFR47 Pt 15 / IC RSS-Restricted Band
PK-U - U-NII: Maximum Peak
ADR - U-NII AD primary method, RMS average

UL VERIFICATION SERVICES INC.
47173 Benicia Street, Fremont, CA 94538; USA TEL:(510) 319-4000 FAX:(510) 661-0888
This report shall not be reproduced except in full, without the written approval of UL Verification Services Inc.

2TX ANTENNA 6 + ANTENNA 5 OFDMA MODE – 26 Tones, RU Index 36

BANDEDGE (MID CHANNEL)

HORIZONTAL RESULT

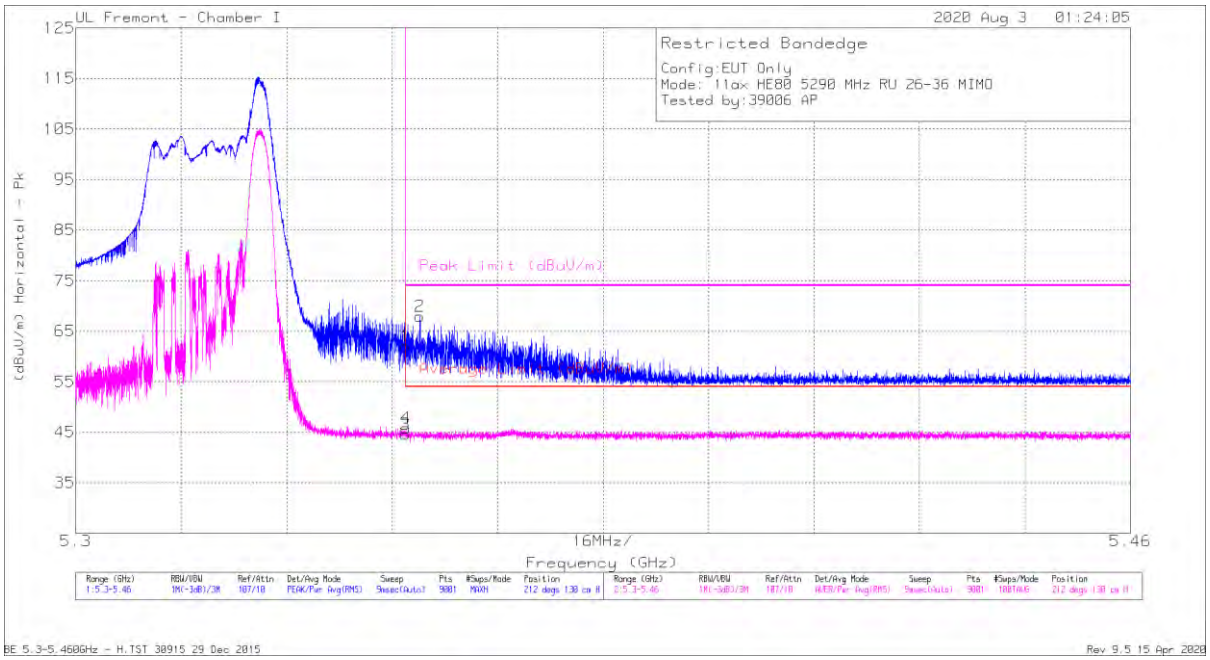

Marker	Frequency (GHz)	Meter Reading (dBuV)	Det	AF T862 (dB/m)	Amp/Cbl/Fltr/Pad (dB)	Corrected Reading (dBuV/m)	Average Limit (dBuV/m)	Margin (dB)	Peak Limit (dBuV/m)	PK Margin (dB)	Azimuth (Degs)	Height (cm)	Polarity
1	* 5.35001	41.49	Pk	34.6	-14	62.09	-	-	74	-11.91	212	130	H
2	* 5.35221	47.35	Pk	34.6	-14	67.95	-	-	74	-6.05	212	130	H
3	* 5.35001	23.93	RMS	34.6	-14	44.53	54	-9.47	-	-	212	130	H
4	* 5.35012	25.27	RMS	34.6	-14	45.87	54	-8.13	-	-	212	130	H

* - indicates frequency in CFR47 Pt 15 / IC RSS-Restricted Band
Pk - Peak detector
RMS - RMS detection

UL VERIFICATION SERVICES INC.
47173 Benicia Street, Fremont, CA 94538; USA TEL:(510) 319-4000 FAX:(510) 661-0888
This report shall not be reproduced except in full, without the written approval of UL Verification Services Inc.

VERTICAL RESULT

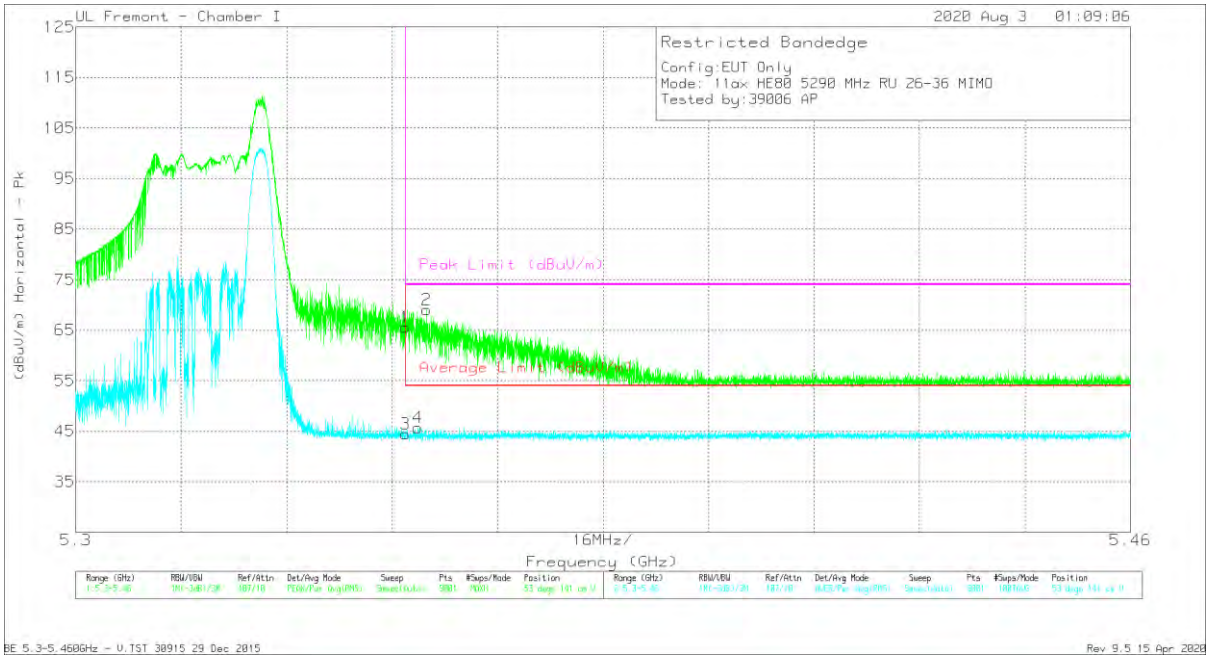

Marker	Frequency (GHz)	Meter Reading (dBuV)	Det	AF T862 (dB/m)	Amp/Cbl/Fltr/Pad (dB)	Corrected Reading (dBuV/m)	Average Limit (dBuV/m)	Margin (dB)	Peak Limit (dBuV/m)	PK Margin (dB)	Azimuth (Degs)	Height (cm)	Polarity
1	* 5.35001	45.01	Pk	34.6	-14	65.61	-	-	74	-8.39	53	141	V
2	* 5.35321	48.43	Pk	34.6	-14	69.03	-	-	74	-4.97	53	141	V
3	* 5.35001	23.84	RMS	34.6	-14	44.44	54	-9.56	-	-	53	141	V
4	* 5.35188	25.07	RMS	34.6	-14	45.67	54	-8.33	-	-	53	141	V

* - indicates frequency in CFR47 Pt 15 / IC RSS-Restricted Band
Pk - Peak detector
RMS - RMS detection

UL VERIFICATION SERVICES INC.
47173 Benicia Street, Fremont, CA 94538; USA TEL:(510) 319-4000 FAX:(510) 661-0888

This report shall not be reproduced except in full, without the written approval of UL Verification Services Inc.

HARMONICS AND SPURIOUS EMISSIONS

MID CHANNEL RESULTS

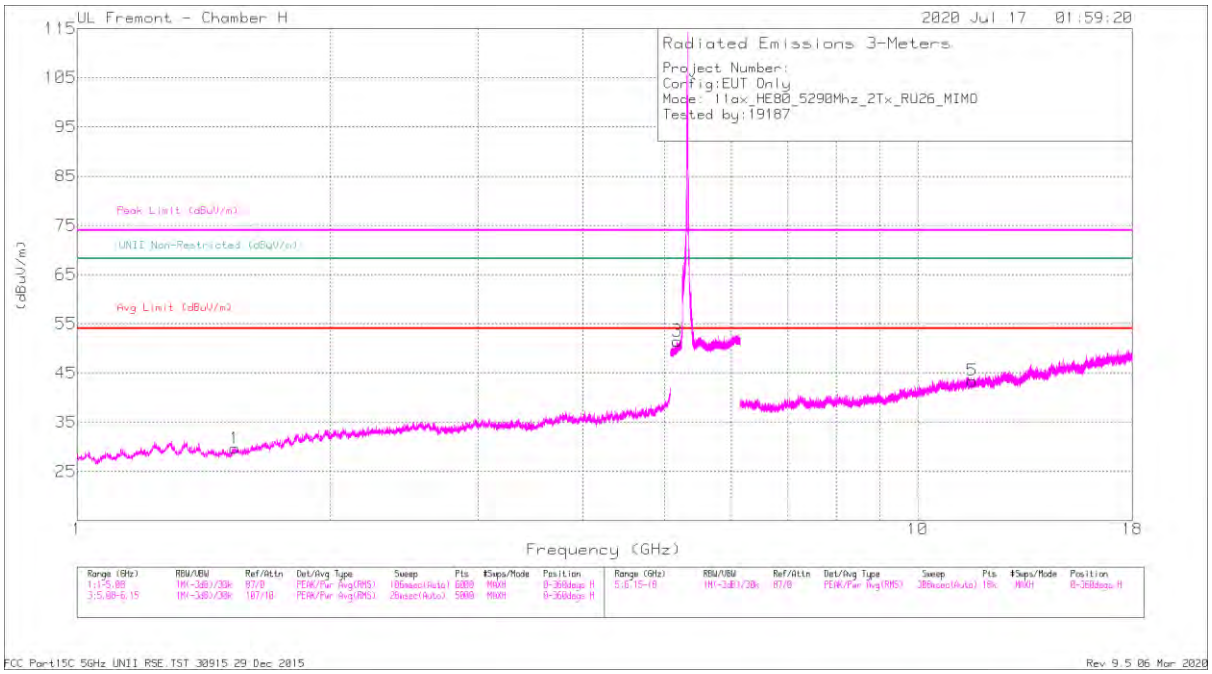

HORIZONTAL

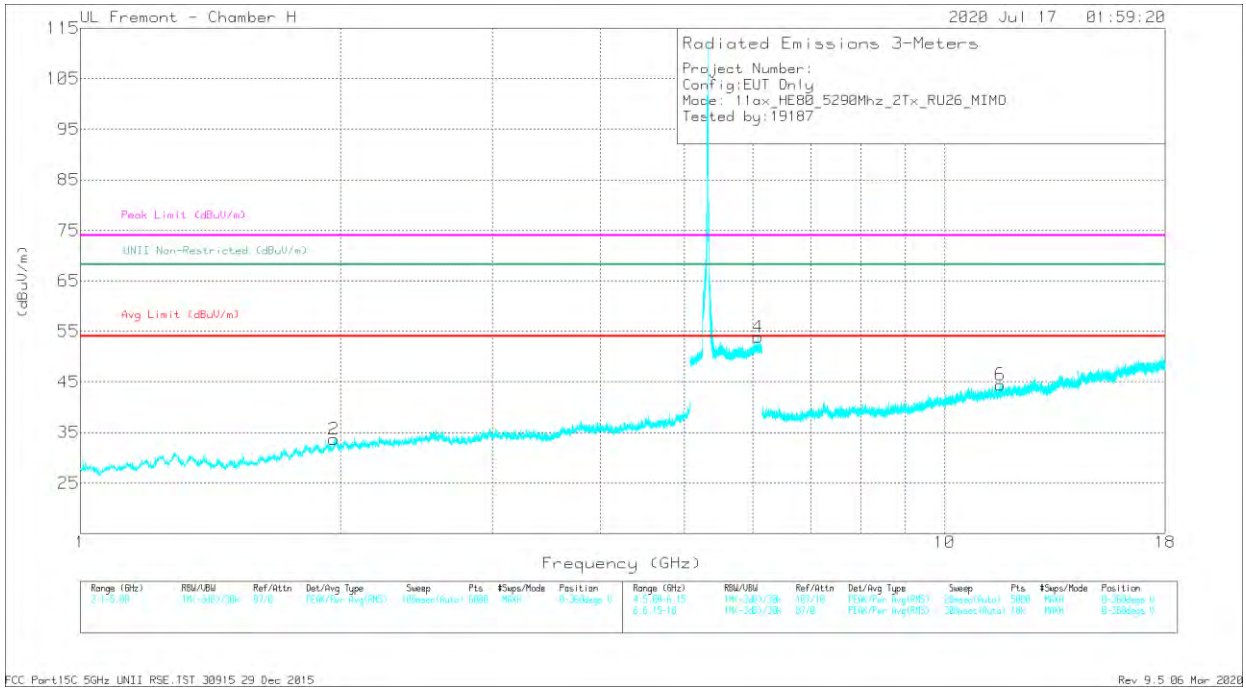

VERTICAL

UL VERIFICATION SERVICES INC.
47173 Benicia Street, Fremont, CA 94538; USA TEL:(510) 319-4000 FAX:(510) 661-0888

This report shall not be reproduced except in full, without the written approval of UL Verification Services Inc.

RADIATED EMISSIONS

Markers	Frequency (GHz)	Meter Reading (dBuV)	Det	AF T863 (dB/m)	Amp/Cbl/Fltr/Pad (dB)	Corrected Reading (dBuV/m)	Avg Limit (dBuV/m)	Margin (dB)	Peak Limit (dBuV/m)	PK Margin (dB)	UNII Non-Restricted (dBuV/m)	PK Margin (dB)	Azimuth (Degs)	Height (cm)	Polarity
1	* 1.53964	43.98	PK-U	28	-34.7	37.28	-	-	74	-36.72	-	-	360	200	H
	* 1.54039	32.37	ADR	28	-34.6	25.77	54	-28.23	-	-	-	-	360	200	H
5	* 11.61167	35.71	PK-U	38.3	-23.5	50.51	-	-	74	-23.49	-	-	360	199	H
	* 11.60944	24.77	ADR	38.3	-23.7	39.37	54	-14.63	-	-	-	-	360	199	H
6	* 11.59658	36.51	PK-U	38.3	-24	50.81	-	-	74	-23.19	-	-	360	199	V
	* 11.59721	24.86	ADR	38.3	-23.9	39.26	54	-14.74	-	-	-	-	360	199	V
2	1.96479	43.67	PK-U	31.5	-34.3	40.87	-	-	-	-	68.2	-27.33	360	101	V
3	5.17486	44.6	PK-U	34.4	-21.4	57.6	-	-	-	-	68.2	-10.6	360	101	H
4	6.08743	44.27	PK-U	35.6	-20.2	59.67	-	-	-	-	68.2	-8.53	360	199	V

* - indicates frequency in CFR47 Pt 15 / IC RSS-Restricted Band
PK-U - U-NII: Maximum Peak
ADR - U-NII AD primary method, RMS average

UL VERIFICATION SERVICES INC.
47173 Benicia Street, Fremont, CA 94538; USA TEL:(510) 319-4000 FAX:(510) 661-0888
This report shall not be reproduced except in full, without the written approval of UL Verification Services Inc.

6.1.13. TX ABOVE 1 GHz 802.11n HT20 MODE IN THE 5.6 GHz BAND

1TX ANTENNA 6

BANDEDGE (LOW CHANNEL)

HORIZONTAL RESULT

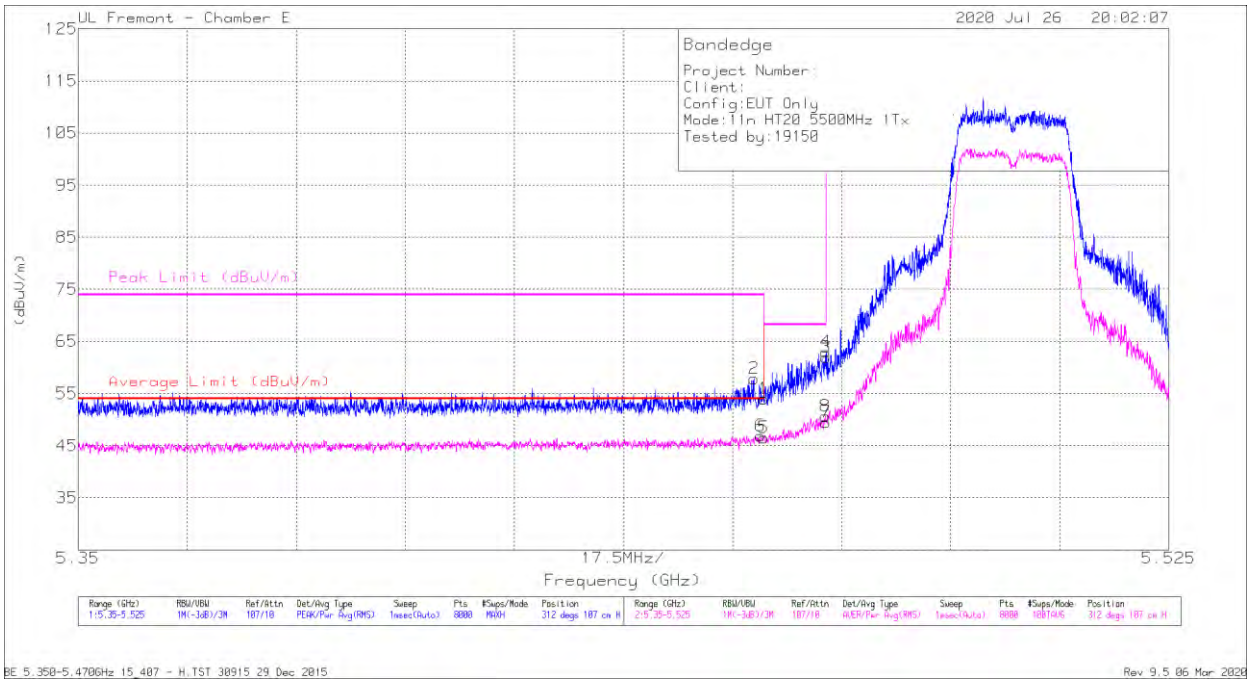

Marker	Frequency (GHz)	Meter Reading (dBuV)	Det	AF T712 (dB/m)	Amp/Cbl/Fltr/Pad (dB)	DC Corr (dB)	Corrected Reading (dBuV/m)	Average Limit (dBuV/m)	Margin (dB)	Peak Limit (dBuV/m)	PK Margin (dB)	Azimuth (Degs)	Height (cm)	Polarity
1	* 5.45998	41.14	Pk	34.5	-21.7	0	53.94	-	-	74	-20.06	312	107	H
2	* 5.45845	45.01	Pk	34.6	-21.7	0	57.91	-	-	74	-16.09	312	107	H
5	* 5.45998	33.13	RMS	34.5	-21.7	.35	46.28	54	-7.72	-	-	312	107	H
6	* 5.45948	33.44	RMS	34.6	-21.7	.35	46.69	54	-7.31	-	-	312	107	H
8	5.46987	37.14	RMS	34.6	-21.7	.35	50.39	-	-	-	-	312	107	H
4	5.46996	50.1	Pk	34.6	-21.7	0	63	-	-	68.2	-5.2	312	107	H
3	5.46998	49.04	Pk	34.6	-21.7	0	61.94	-	-	68.2	-6.26	312	107	H
7	5.46998	36.08	RMS	34.6	-21.7	.35	49.33	-	-	-	-	312	107	H

* - indicates frequency in CFR47 Pt 15 / IC RSS-Restricted Band
Pk - Peak detector
RMS - RMS detection

UL VERIFICATION SERVICES INC.
47173 Benicia Street, Fremont, CA 94538; USA TEL:(510) 319-4000 FAX:(510) 661-0888
This report shall not be reproduced except in full, without the written approval of UL Verification Services Inc.

VERTICAL RESULT

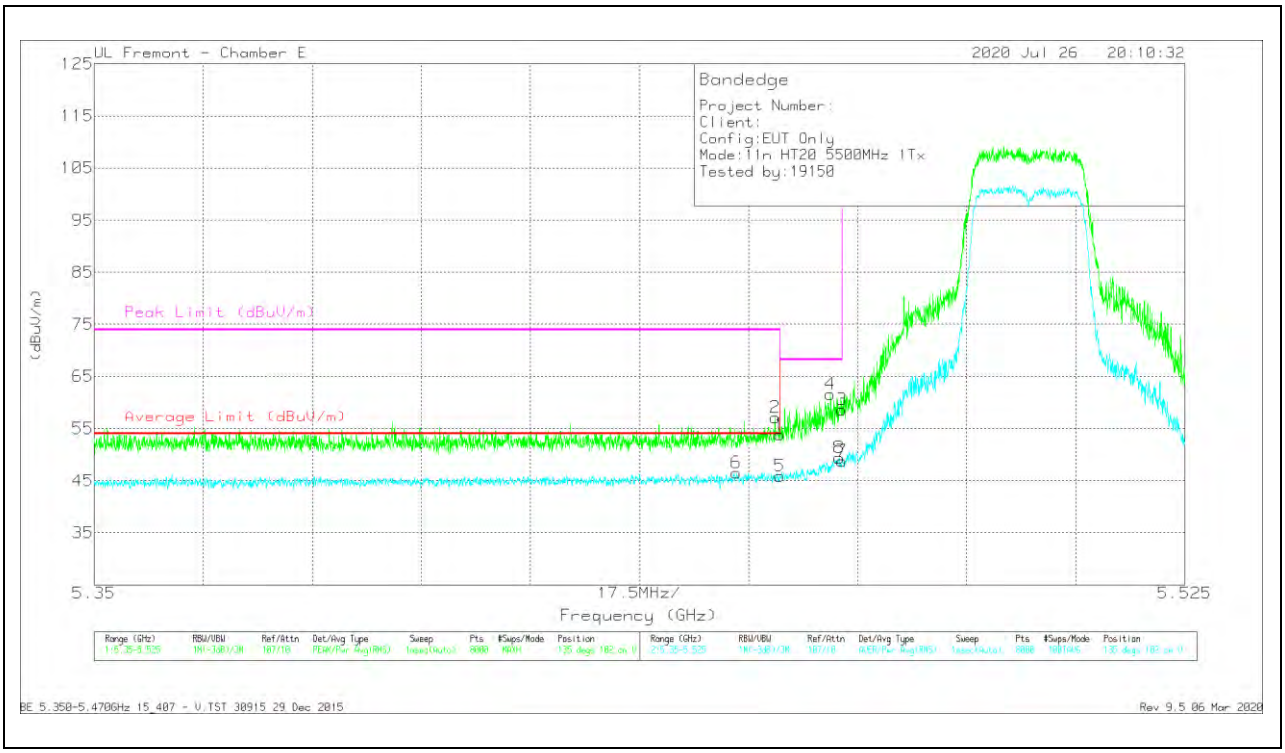

Marker	Frequency (GHz)	Meter Reading (dBuV)	Det	AF T712 (dB/m)	Amp/Cbl/Fltr/Pad (dB)	DC Corr (dB)	Corrected Reading (dBuV/m)	Average Limit (dBuV/m)	Margin (dB)	Peak Limit (dBuV/m)	PK Margin (dB)	Azimuth (Degs)	Height (cm)	Polarity
1	* 5.45998	41.03	Pk	34.5	-21.7	0	53.83	-	-	74	-20.17	135	102	V
2	* 5.45926	44.16	Pk	34.6	-21.7	0	57.06	-	-	74	-16.94	135	102	V
5	* 5.45998	32.48	RMS	34.5	-21.7	.35	45.63	54	-8.37	-	-	135	102	V
6	* 5.45305	33.14	RMS	34.5	-21.7	.35	46.29	54	-7.71	-	-	135	102	V
4	5.46814	48.82	Pk	34.5	-21.7	0	61.62	-	-	68.2	-6.58	135	102	V
8	5.46952	35.95	RMS	34.6	-21.7	.35	49.20	-	-	-	-	135	102	V
3	5.46998	45.66	Pk	34.6	-21.7	0	58.56	-	-	68.2	-9.64	135	102	V
7	5.46998	35.33	RMS	34.6	-21.7	.35	48.58	-	-	-	-	135	102	V

* - indicates frequency in CFR47 Pt 15 / IC RSS-Restricted Band
Pk - Peak detector
RMS - RMS detection

UL VERIFICATION SERVICES INC.
47173 Benicia Street, Fremont, CA 94538; USA TEL:(510) 319-4000 FAX:(510) 661-0888

This report shall not be reproduced except in full, without the written approval of UL Verification Services Inc.

BANDEDGE (HIGH CHANNEL)

HORIZONTAL RESULT

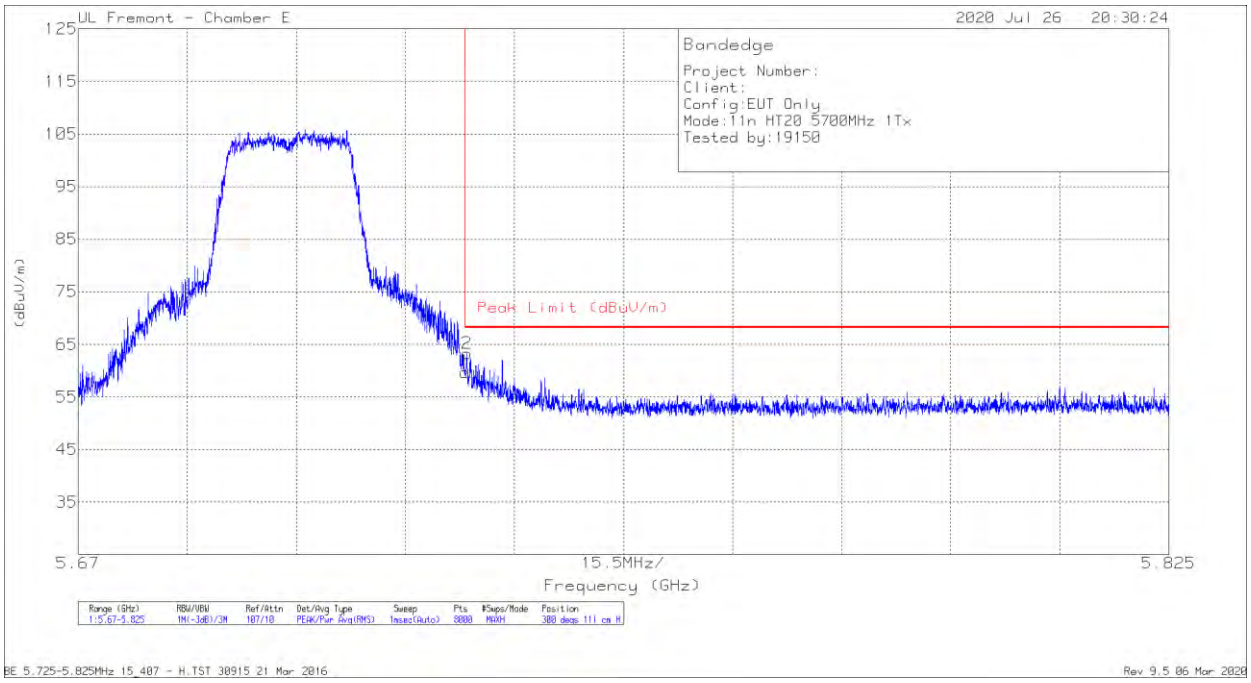

Marker	Frequency (GHz)	Meter Reading (dBuV)	Det	AF T712 (dB/m)	Amp/Cbl/Fltr/Pad (dB)	DC Corr (dB)	Corrected Reading (dBuV/m)	Peak Limit (dBuV/m)	PK Margin (dB)	Azimuth (Degs)	Height (cm)	Polarity
1	5.72501	46.26	Pk	34.7	-21.2	0	59.76	68.2	-8.44	300	111	H
2	5.72522	49.79	Pk	34.7	-21.2	0	63.29	68.2	-4.91	300	111	H

Pk - Peak detector

UL VERIFICATION SERVICES INC.
47173 Benicia Street, Fremont, CA 94538; USA TEL:(510) 319-4000 FAX:(510) 661-0888

This report shall not be reproduced except in full, without the written approval of UL Verification Services Inc.

VERTICAL RESULT

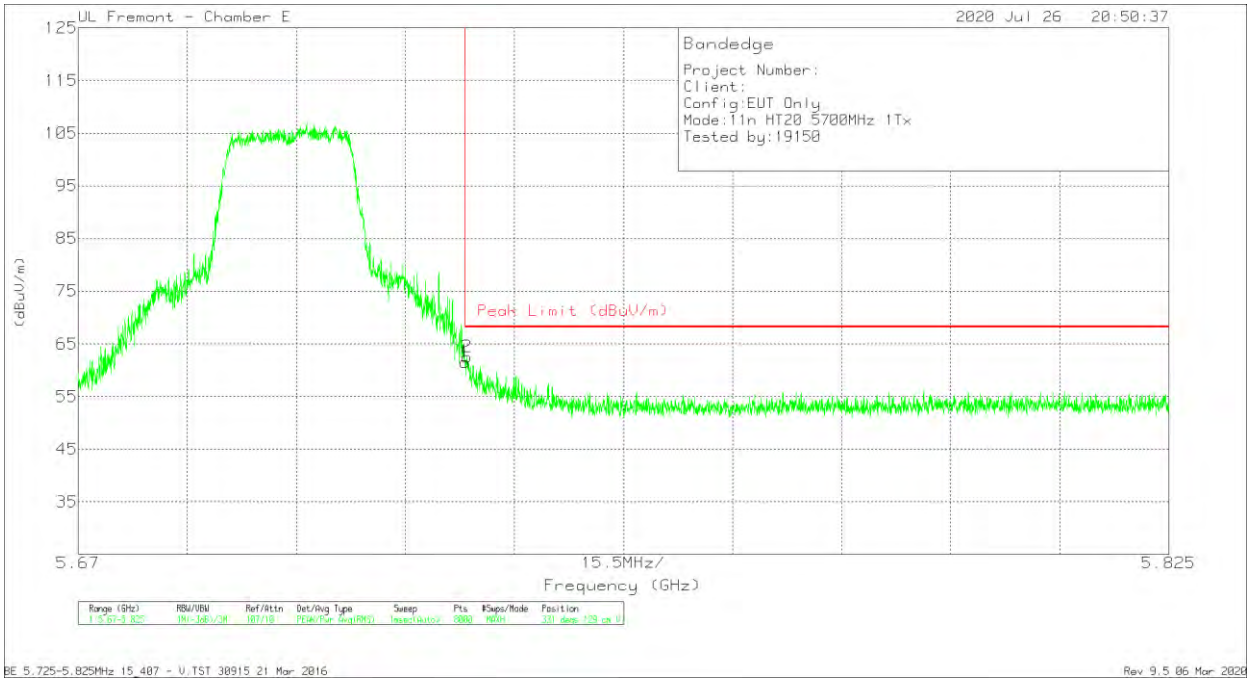

Marker	Frequency (GHz)	Meter Reading (dBuV)	Det	AF T712 (dB/m)	Amp/Cbl/Fltr/Pad (dB)	DC Corr (dB)	Corrected Reading (dBuV/m)	Peak Limit (dBuV/m)	PK Margin (dB)	Azimuth (Degs)	Height (cm)	Polarity
1	5.72501	48.03	Pk	34.7	-21.2	0	61.53	68.2	-6.67	331	129	V
2	5.72522	49.01	Pk	34.7	-21.2	0	62.51	68.2	-5.69	331	129	V

Pk - Peak detector

UL VERIFICATION SERVICES INC.
47173 Benicia Street, Fremont, CA 94538; USA TEL:(510) 319-4000 FAX:(510) 661-0888

This report shall not be reproduced except in full, without the written approval of UL Verification Services Inc.

1TX ANTENNA 5

BANDEDGE (LOW CHANNEL)

HORIZONTAL RESULT

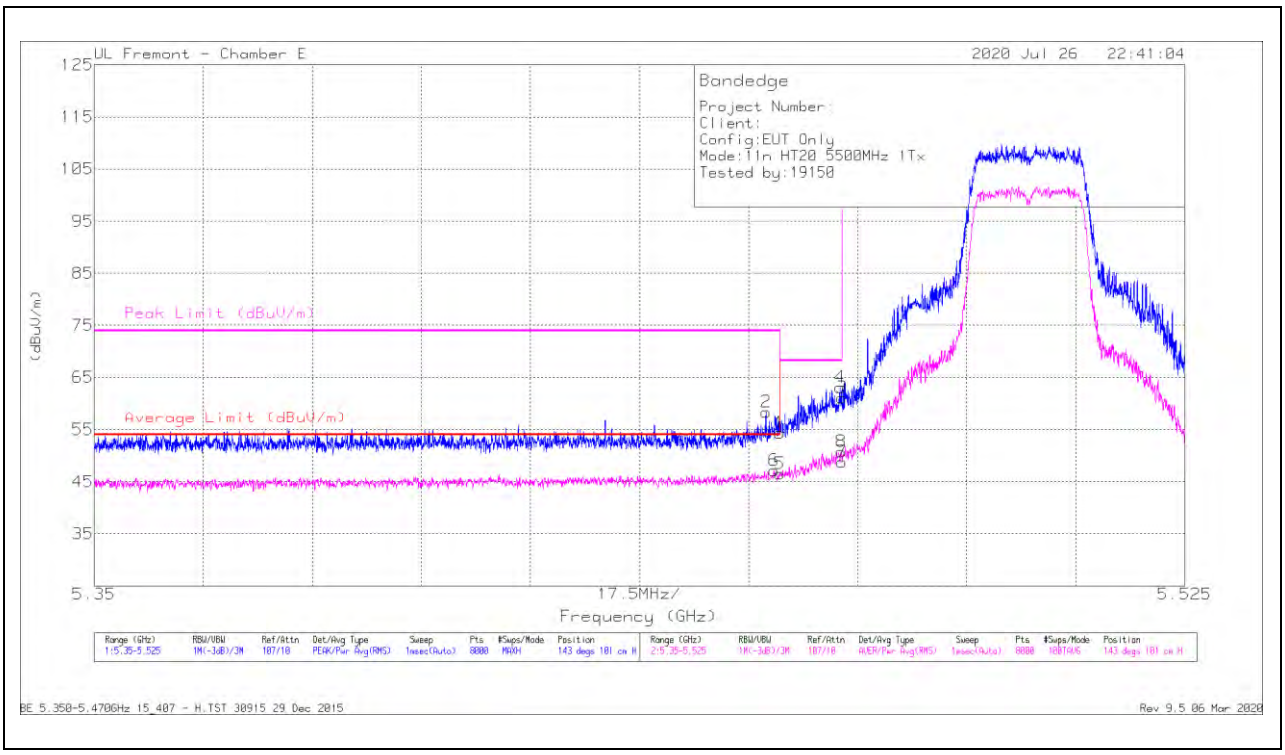

Marker	Frequency (GHz)	Meter Reading (dBuV)	Det	AF T712 (dB/m)	Amp/Cbl/Fltr/Pad (dB)	DC Corr (dB)	Corrected Reading (dBuV/m)	Average Limit (dBuV/m)	Margin (dB)	Peak Limit (dBuV/m)	PK Margin (dB)	Azimuth (Degs)	Height (cm)	Polarity
1	* 5.45998	41.56	Pk	34.5	-21.7	0	54.36	-	-	74	-19.64	143	101	H
2	* 5.45779	45.46	Pk	34.6	-21.7	0	58.36	-	-	74	-15.64	143	101	H
5	* 5.45998	33.17	RMS	34.5	-21.7	.35	46.32	54	-7.68	-	-	143	101	H
6	* 5.45906	33.71	RMS	34.6	-21.7	.35	46.96	54	-7.04	-	-	143	101	H
4	5.46965	50.24	Pk	34.6	-21.7	0	63.14	-	-	68.2	-5.06	143	101	H
8	5.46985	37.25	RMS	34.6	-21.7	.35	50.50	-	-	-	-	143	101	H
3	5.46998	48.21	Pk	34.6	-21.7	0	61.11	-	-	68.2	-7.09	143	101	H
7	5.46998	35.24	RMS	34.6	-21.7	.35	48.49	-	-	-	-	143	101	H

* - indicates frequency in CFR47 Pt 15 / IC RSS-Restricted Band
Pk - Peak detector
RMS - RMS detection

UL VERIFICATION SERVICES INC.
47173 Benicia Street, Fremont, CA 94538; USA TEL:(510) 319-4000 FAX:(510) 661-0888

This report shall not be reproduced except in full, without the written approval of UL Verification Services Inc.

VERTICAL RESULT

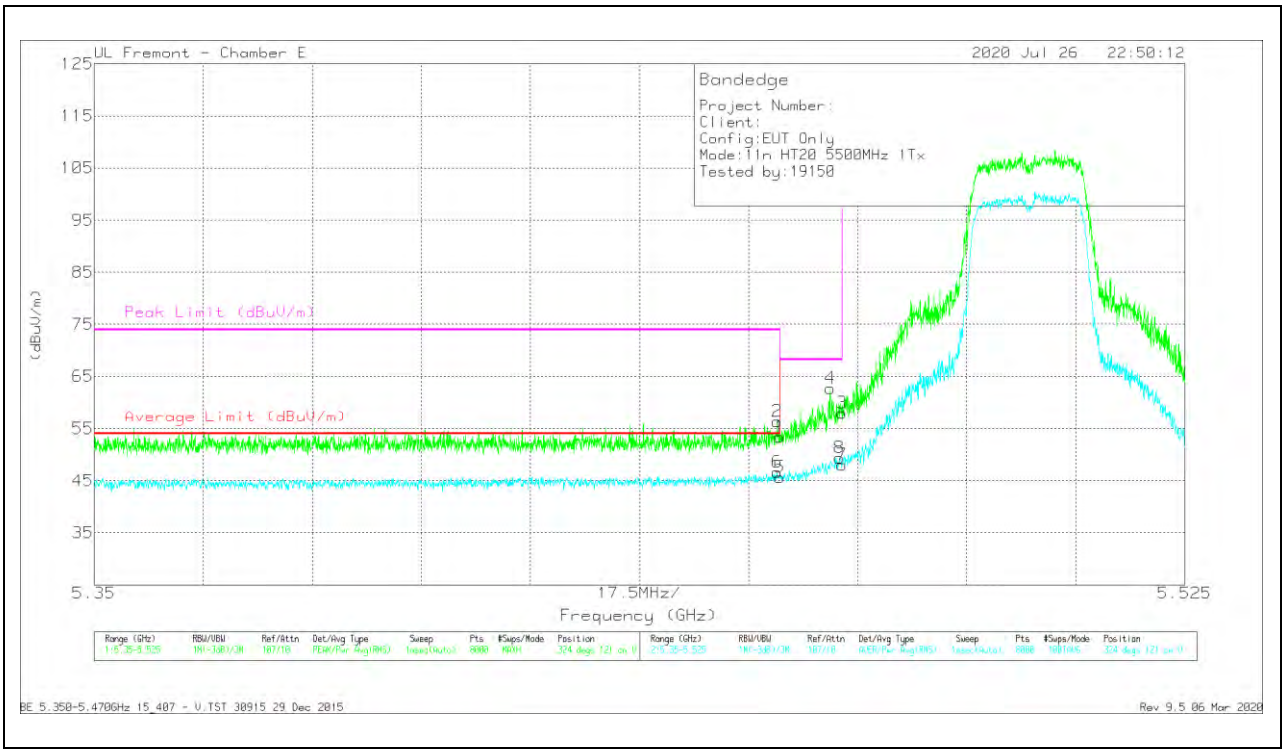

Marker	Frequency (GHz)	Meter Reading (dBuV)	Det	AF T712 (dB/m)	Amp/Cbl/Fltr/Pad (dB)	DC Corr (dB)	Corrected Reading (dBuV/m)	Average Limit (dBuV/m)	Margin (dB)	Peak Limit (dBuV/m)	PK Margin (dB)	Azimuth (Degs)	Height (cm)	Polarity
1	* 5.45998	40.61	Pk	34.5	-21.7	0	53.41	-	-	74	-20.59	324	121	V
2	* 5.45959	43.42	Pk	34.6	-21.7	0	56.32	-	-	74	-17.68	324	121	V
5	* 5.45998	32.31	RMS	34.5	-21.7	.35	45.46	54	-8.54	-	-	324	121	V
6	* 5.45954	33.22	RMS	34.6	-21.7	.35	46.47	54	-7.53	-	-	324	121	V
4	5.4681	49.94	Pk	34.5	-21.7	0	62.74	-	-	68.2	-5.46	324	121	V
8	5.46961	35.96	RMS	34.6	-21.7	.35	49.21	-	-	-	-	324	121	V
3	5.46998	45.1	Pk	34.6	-21.7	0	58	-	-	68.2	-10.2	324	121	V
7	5.46998	34.59	RMS	34.6	-21.7	.35	47.84	-	-	-	-	324	121	V

* - indicates frequency in CFR47 Pt 15 / IC RSS-Restricted Band
Pk - Peak detector
RMS - RMS detection

UL VERIFICATION SERVICES INC.
47173 Benicia Street, Fremont, CA 94538; USA TEL:(510) 319-4000 FAX:(510) 661-0888

This report shall not be reproduced except in full, without the written approval of UL Verification Services Inc.

BANDEDGE (HIGH CHANNEL)

HORIZONTAL RESULT

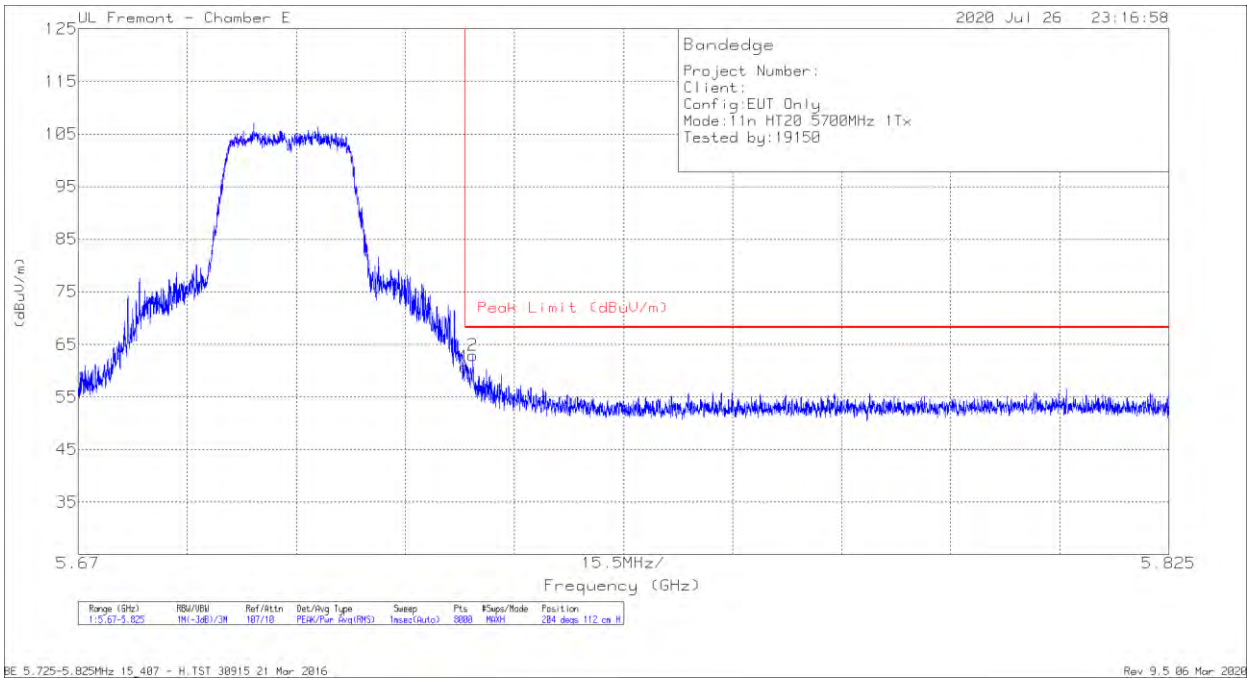

Marker	Frequency (GHz)	Meter Reading (dBuV)	Det	AF T712 (dB/m)	Amp/Cbl/Fltr/Pad (dB)	DC Corr (dB)	Corrected Reading (dBuV/m)	Peak Limit (dBuV/m)	PK Margin (dB)	Azimuth (Degs)	Height (cm)	Polarity
1	5.72501	47.23	Pk	34.7	-21.2	0	60.73	68.2	-7.47	204	112	H
2	5.72608	49.39	Pk	34.7	-21.2	0	62.89	68.2	-5.31	204	112	H

Pk - Peak detector

UL VERIFICATION SERVICES INC.
47173 Benicia Street, Fremont, CA 94538; USA TEL:(510) 319-4000 FAX:(510) 661-0888

This report shall not be reproduced except in full, without the written approval of UL Verification Services Inc.

VERTICAL RESULT

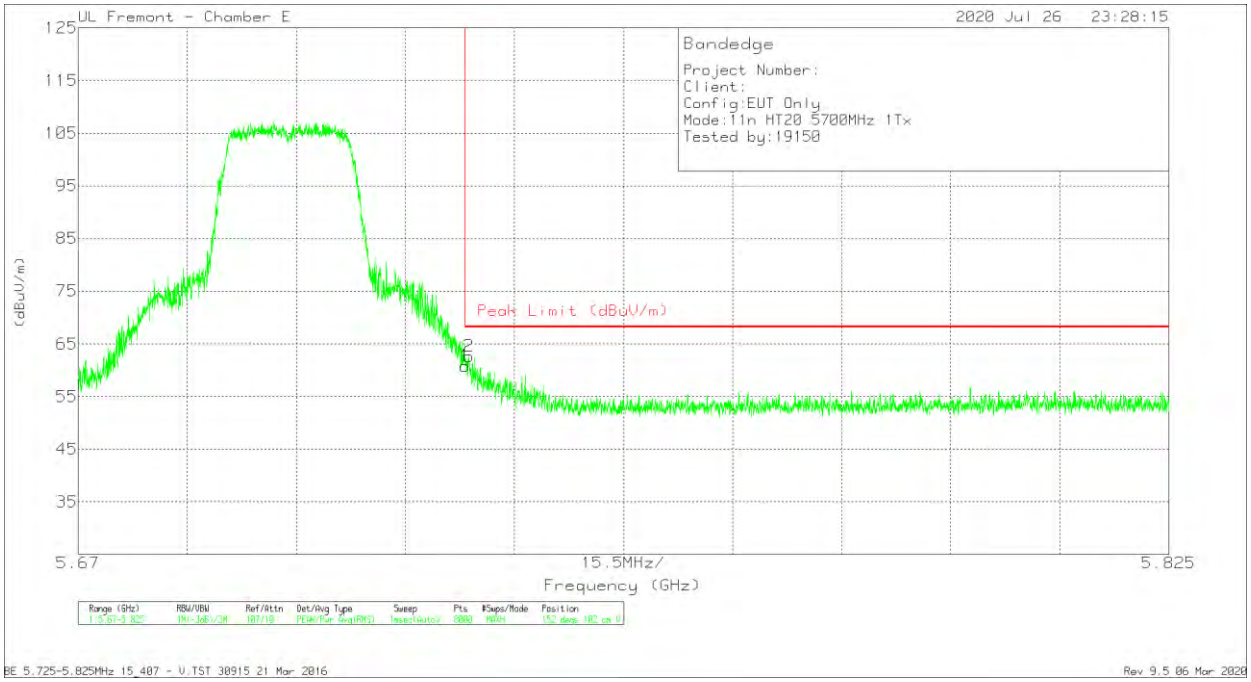

Marker	Frequency (GHz)	Meter Reading (dBuV)	Det	AF T712 (dB/m)	Amp/Cbl/Fltr/Pad (dB)	DC Corr (dB)	Corrected Reading (dBuV/m)	Peak Limit (dBuV/m)	PK Margin (dB)	Azimuth (Degs)	Height (cm)	Polarity
1	5.72501	47.35	Pk	34.7	-21.2	0	60.85	68.2	-7.35	152	102	V
2	5.72552	49.19	Pk	34.7	-21.2	0	62.69	68.2	-5.51	152	102	V

Pk - Peak detector

UL VERIFICATION SERVICES INC.
47173 Benicia Street, Fremont, CA 94538; USA TEL:(510) 319-4000 FAX:(510) 661-0888

This report shall not be reproduced except in full, without the written approval of UL Verification Services Inc.

2TX ANTENNA 6 + ANTENNA 5 CDD MODE

BANDEDGE (LOW CHANNEL)

HORIZONTAL RESULT

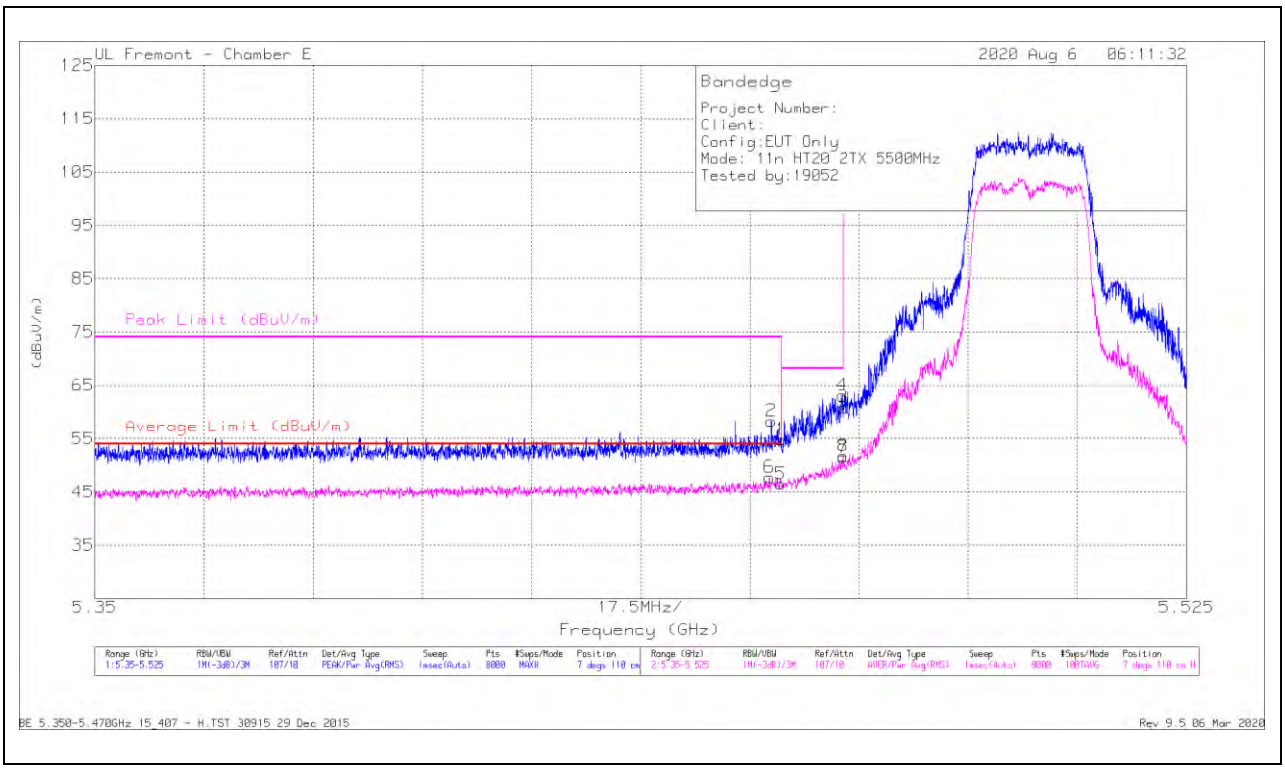

Marker	Frequency (GHz)	Meter Reading (dBuV)	Det	AF T712 (dB/m)	Amp/Cbl/Fltr/Pad (dB)	DC Corr (dB)	Corrected Reading (dBuV/m)	Average Limit (dBuV/m)	Margin (dB)	Peak Limit (dBuV/m)	PK Margin (dB)	Azimuth (Degs)	Height (cm)	Polarity
1	* 5.45998	41.98	Pk	34.5	-21.7	0	54.78	-	-	74	-19.22	7	110	H
2	* 5.45843	45.38	Pk	34.6	-21.7	0	58.28	-	-	74	-15.72	7	110	H
5	* 5.45998	33.09	RMS	34.5	-21.7	.58	46.47	54	-7.53	-	-	7	110	H
6	* 5.45812	34.26	RMS	34.6	-21.7	.58	47.74	54	-6.26	-	-	7	110	H
4	5.46983	50.18	Pk	34.6	-21.7	0	63.08	-	-	68.2	-5.12	7	110	H
8	5.46996	38.24	RMS	34.6	-21.7	.58	51.72	-	-	-	-	7	110	H
3	5.46998	47.96	Pk	34.6	-21.7	0	60.86	-	-	68.2	-7.34	7	110	H
7	5.46998	38	RMS	34.6	-21.7	.58	51.48	-	-	-	-	7	110	H

* - indicates frequency in CFR47 Pt 15 / IC RSS-Restricted Band
Pk - Peak detector
RMS - RMS detection

UL VERIFICATION SERVICES INC.
47173 Benicia Street, Fremont, CA 94538; USA TEL:(510) 319-4000 FAX:(510) 661-0888

This report shall not be reproduced except in full, without the written approval of UL Verification Services Inc.

VERTICAL RESULT

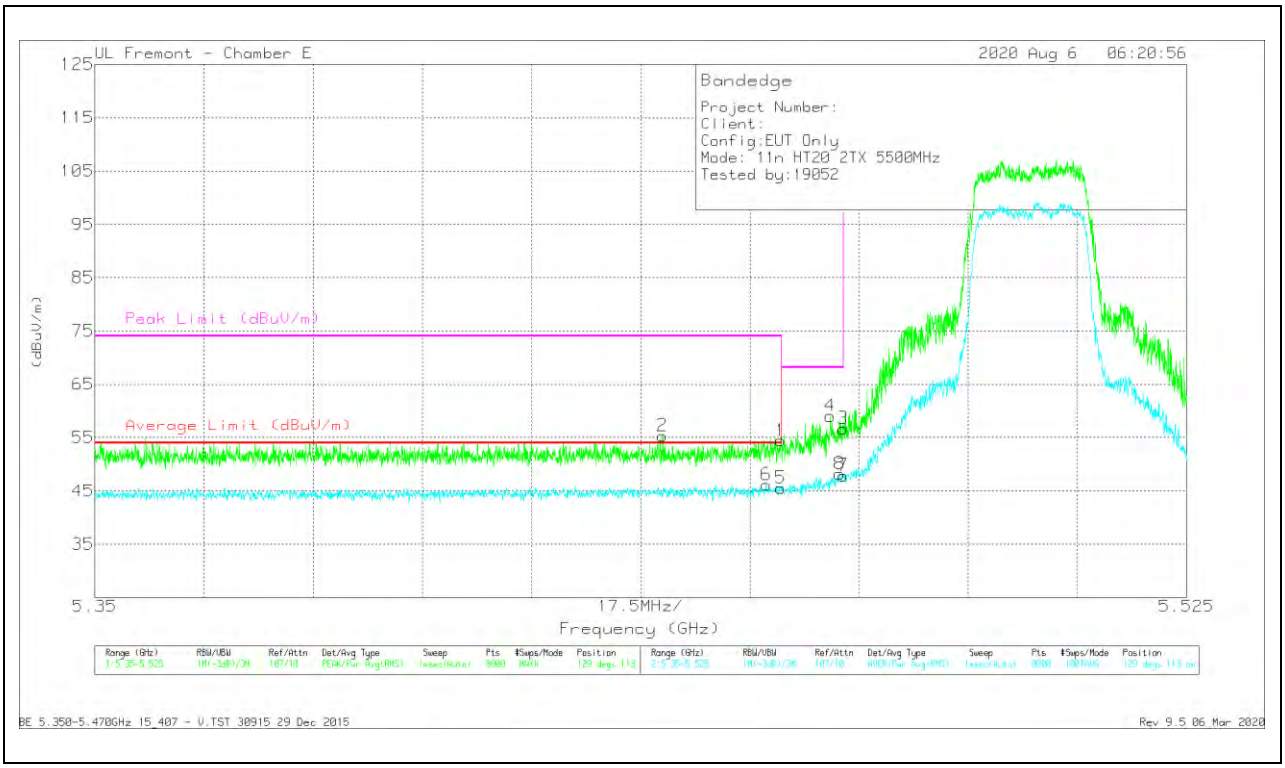

Marker	Frequency (GHz)	Meter Reading (dBuV)	Det	AF T712 (dB/m)	Amp/Cbl/Fltr/Pad (dB)	DC Corr (dB)	Corrected Reading (dBuV/m)	Average Limit (dBuV/m)	Margin (dB)	Peak Limit (dBuV/m)	PK Margin (dB)	Azimuth (Degs)	Height (cm)	Polarity
1	* 5.45998	41.61	Pk	34.5	-21.7	0	54.41	-	-	74	-19.59	129	113	V
2	* 5.44101	42.53	Pk	34.5	-21.7	0	55.33	-	-	74	-18.67	129	113	V
5	* 5.45998	32.15	RMS	34.5	-21.7	.58	45.53	54	-8.47	-	-	129	113	V
6	* 5.45762	32.67	RMS	34.6	-21.7	.58	46.15	54	-7.85	-	-	129	113	V
4	5.46788	46.23	Pk	34.5	-21.7	0	59.03	-	-	68.2	-9.17	129	113	V
8	5.46939	34.73	RMS	34.6	-21.7	.58	48.21	-	-	-	-	129	113	V
3	5.46998	43.76	Pk	34.6	-21.7	0	56.66	-	-	68.2	-11.54	129	113	V
7	5.46998	34.38	RMS	34.6	-21.7	.58	47.86	-	-	-	-	129	113	V

* - indicates frequency in CFR47 Pt 15 / IC RSS-Restricted Band
Pk - Peak detector
RMS - RMS detection

UL VERIFICATION SERVICES INC.
47173 Benicia Street, Fremont, CA 94538; USA TEL:(510) 319-4000 FAX:(510) 661-0888

This report shall not be reproduced except in full, without the written approval of UL Verification Services Inc.

BANDEDGE (HIGH CHANNEL)

HORIZONTAL RESULT

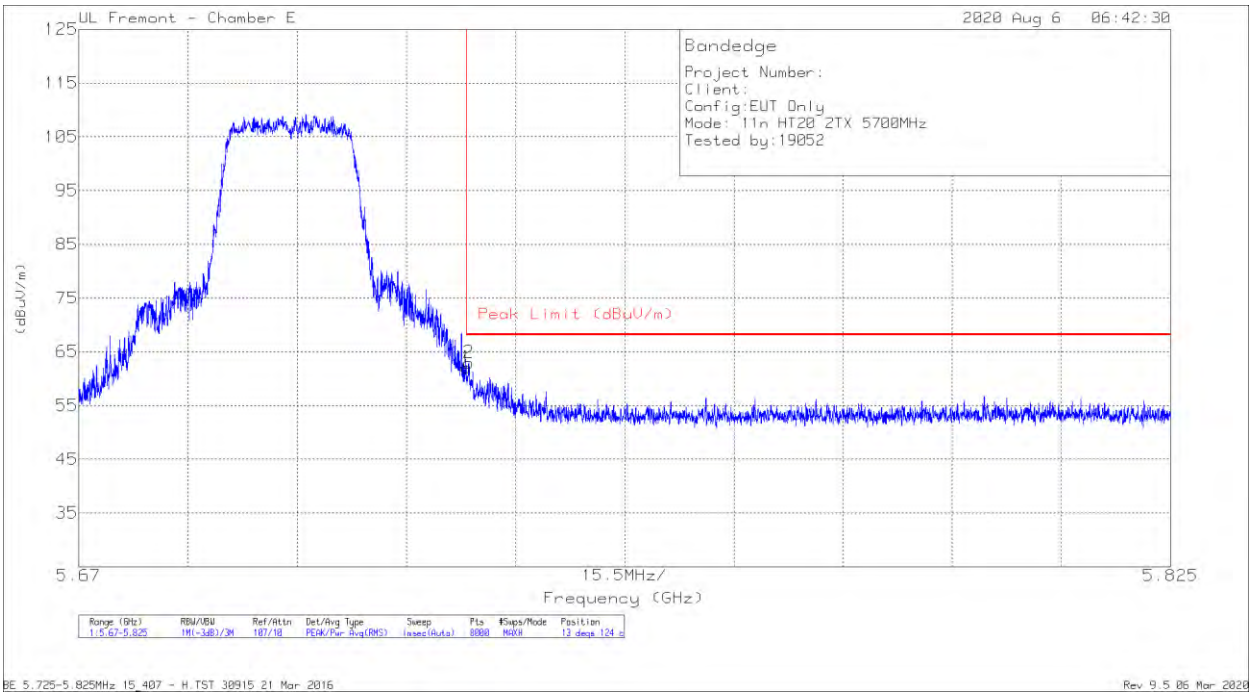

Marker	Frequency (GHz)	Meter Reading (dBuV)	Det	AF T712 (dB/m)	Amp/Cbl/Fltr/Pad (dB)	DC Corr (dB)	Corrected Reading (dBuV/m)	Peak Limit (dBuV/m)	PK Margin (dB)	Azimuth (Degs)	Height (cm)	Polarity
1	5.72501	48.58	Pk	34.7	-21.2	0	62.08	68.2	-6.12	13	124	H
2	5.7254	49.47	Pk	34.7	-21.2	0	62.97	68.2	-5.23	13	124	H

Pk - Peak detector

UL VERIFICATION SERVICES INC.
47173 Benicia Street, Fremont, CA 94538; USA TEL:(510) 319-4000 FAX:(510) 661-0888

This report shall not be reproduced except in full, without the written approval of UL Verification Services Inc.

VERTICAL RESULT

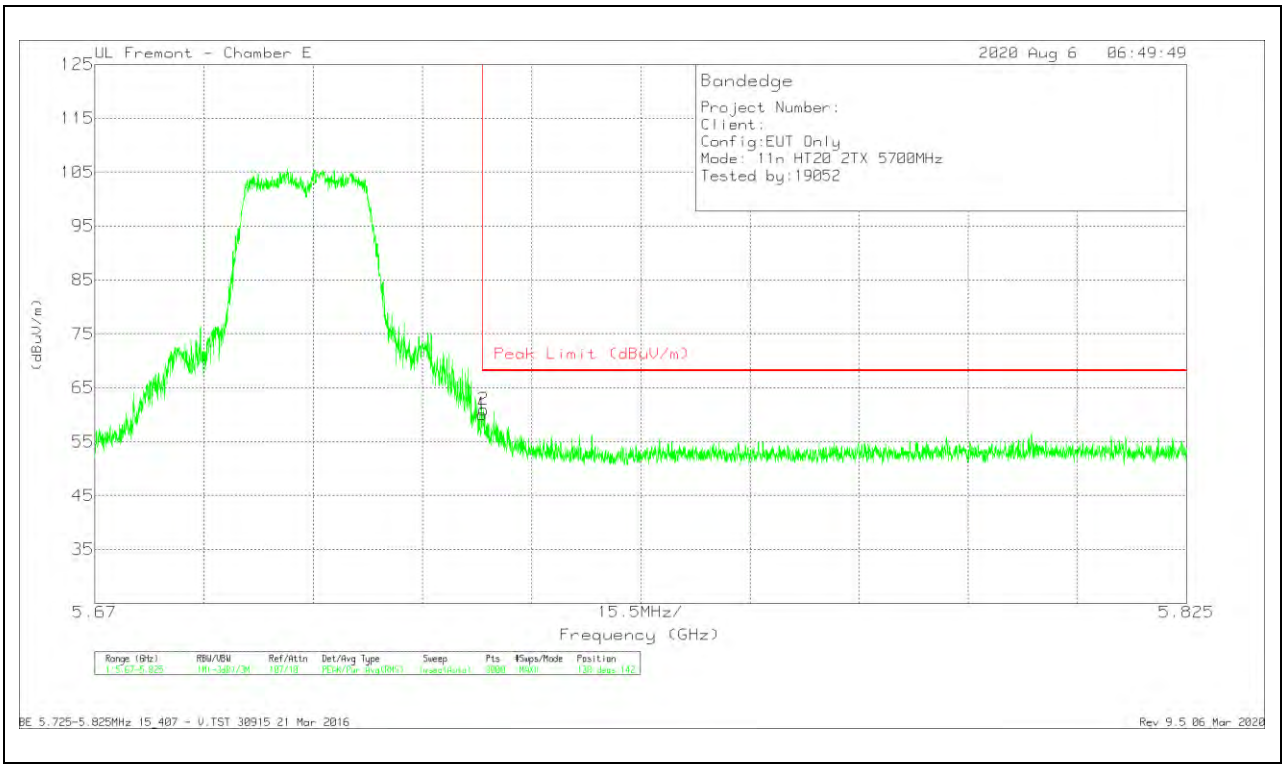

Marker	Frequency (GHz)	Meter Reading (dBuV)	Det	AF T712 (dB/m)	Amp/Cbl/Fltr/Pad (dB)	DC Corr (dB)	Corrected Reading (dBuV/m)	Peak Limit (dBuV/m)	PK Margin (dB)	Azimuth (Degs)	Height (cm)	Polarity
1	5.72501	46.57	Pk	34.7	-21.2	0	60.07	68.2	-8.13	138	142	V
2	5.72519	47.46	Pk	34.7	-21.2	0	60.96	68.2	-7.24	138	142	V

Pk - Peak detector

UL VERIFICATION SERVICES INC.
47173 Benicia Street, Fremont, CA 94538; USA TEL:(510) 319-4000 FAX:(510) 661-0888

This report shall not be reproduced except in full, without the written approval of UL Verification Services Inc.

HARMONICS AND SPURIOUS EMISSIONS

LOW CHANNEL RESULTS

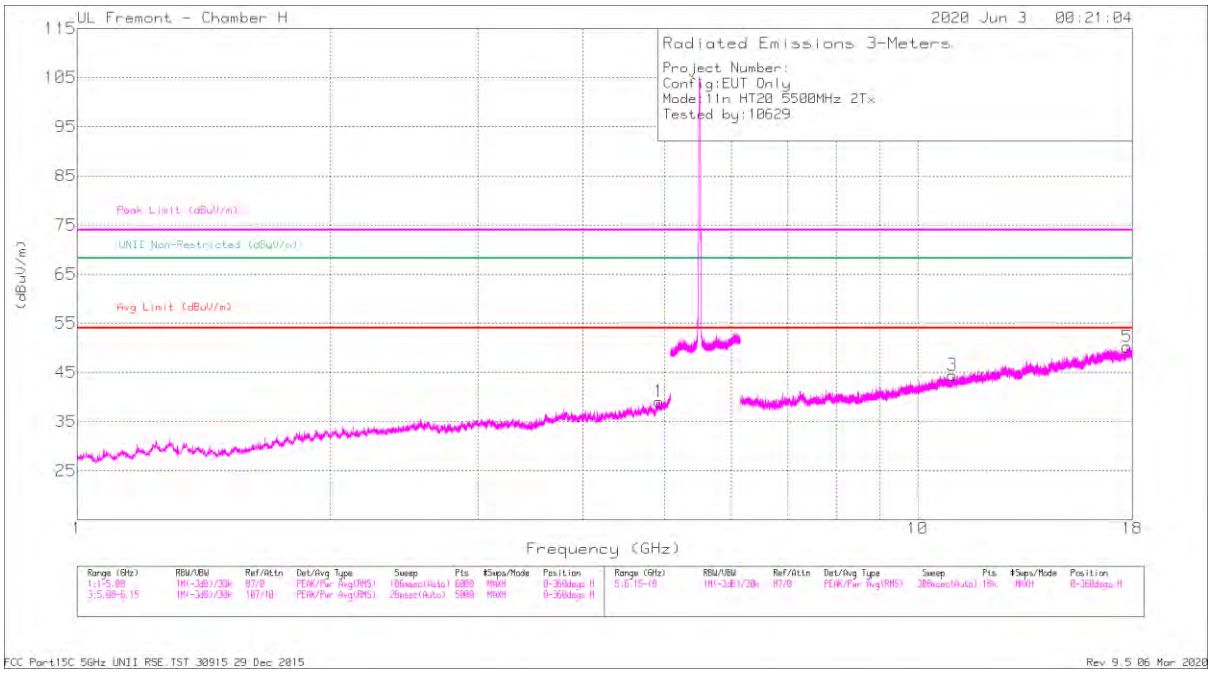

HORIZONTAL

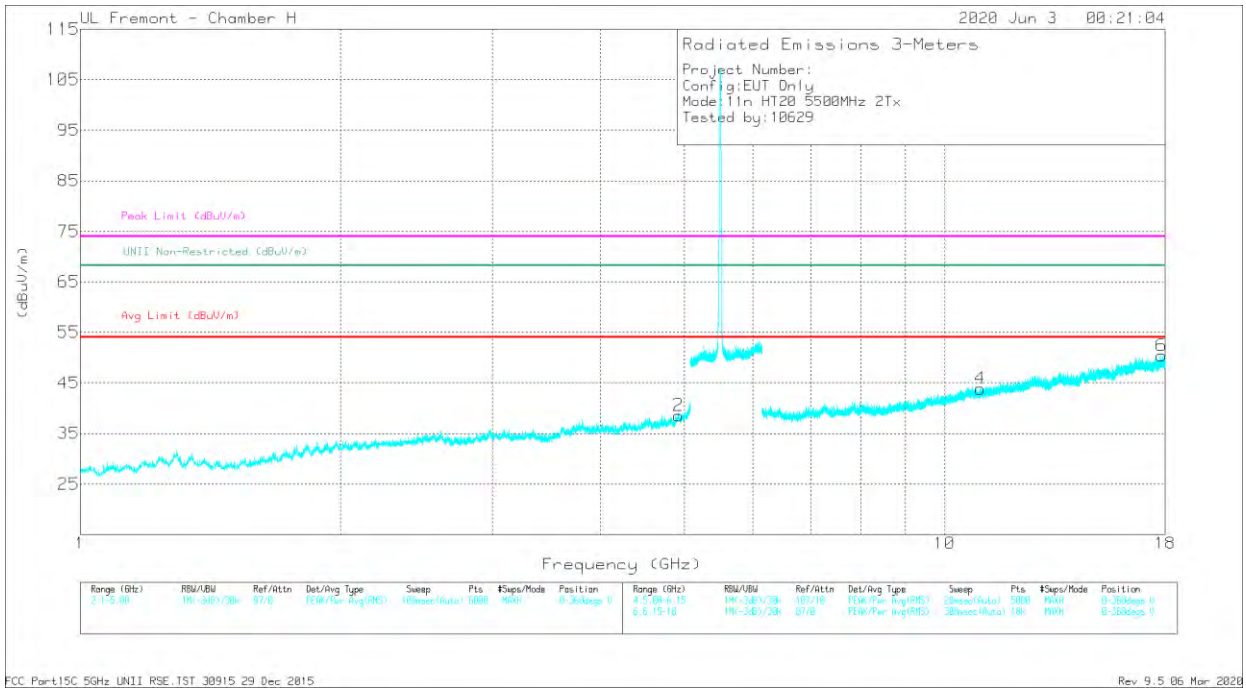

VERTICAL

UL VERIFICATION SERVICES INC.
47173 Benicia Street, Fremont, CA 94538; USA TEL:(510) 319-4000 FAX:(510) 661-0888

This report shall not be reproduced except in full, without the written approval of UL Verification Services Inc.

RADIATED EMISSIONS

Marker	Frequency (GHz)	Meter Reading (dBuV)	Det	AF T863 (dB/m)	Amp/Cbl/Fltr/Pad (dB)	Corrected Reading (dBuV/m)	Avg Limit (dBuV/m)	Margin (dB)	Peak Limit (dBuV/m)	PK Margin (dB)	Azimuth (Degs)	Height (cm)	Polarity
1	* 4.92472	41.86	PK-U	34.1	-30.3	45.66	-	-	74	-28.34	195	388	H
	* 4.92469	30.61	ADR	34.1	-30.3	34.41	54	-19.59	-	-	195	388	H
2	* 4.92419	42.3	PK-U	34.1	-30.3	46.1	-	-	74	-27.9	71	251	V
	* 4.92417	30.65	ADR	34.1	-30.3	34.45	54	-19.55	-	-	71	251	V
3	* 11.00123	36.32	PK-U	37.7	-24.1	49.92	-	-	74	-24.08	26	344	H
	* 10.99968	25.71	ADR	37.7	-24.2	39.21	54	-14.79	-	-	26	344	H
5	* 17.75354	36.46	PK-U	41.4	-20.6	57.26	-	-	74	-16.74	101	311	H
	* 17.75378	25.17	ADR	41.4	-20.6	45.97	54	-8.03	-	-	101	311	H
4	* 10.99086	37.81	PK-U	37.7	-24.2	51.31	-	-	74	-22.69	303	193	V
	* 11.00354	25.81	ADR	37.7	-24	39.51	54	-14.49	-	-	303	193	V
6	* 17.82433	36.44	PK-U	41.5	-20.8	57.14	-	-	74	-16.86	231	112	V
	* 17.82441	25.14	ADR	41.5	-20.8	45.84	54	-8.16	-	-	231	112	V

* - indicates frequency in CFR47 Pt 15 / IC RSS-Restricted Band
PK-U - U-NII: Maximum Peak
ADR - U-NII AD primary method, RMS average

UL VERIFICATION SERVICES INC.
47173 Benicia Street, Fremont, CA 94538; USA TEL:(510) 319-4000 FAX:(510) 661-0888
This report shall not be reproduced except in full, without the written approval of UL Verification Services Inc.

MID CHANNEL RESULTS

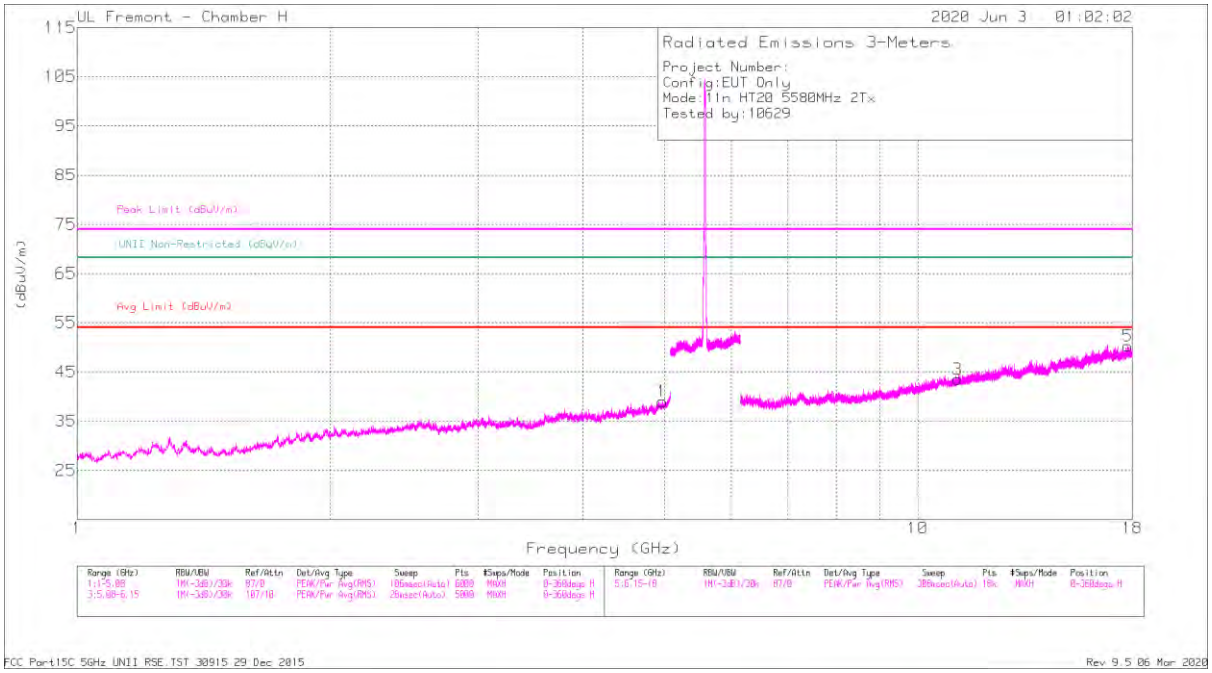

HORIZONTAL

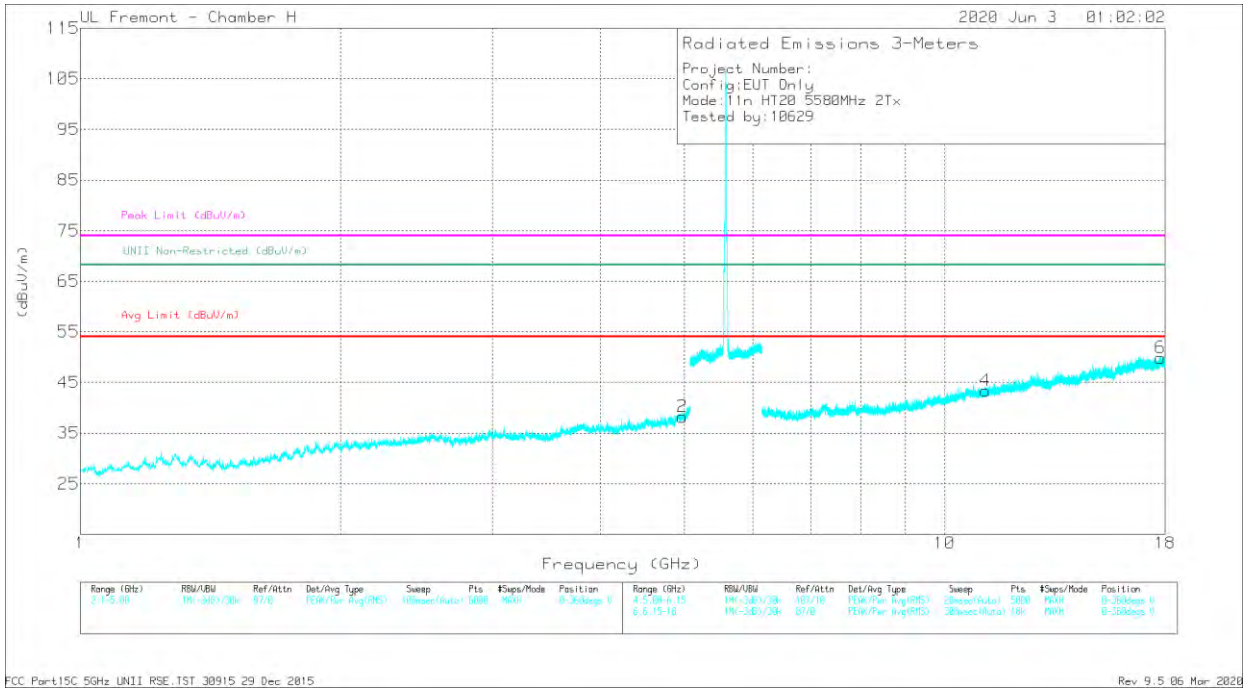

VERTICAL

UL VERIFICATION SERVICES INC.
47173 Benicia Street, Fremont, CA 94538; USA TEL:(510) 319-4000 FAX:(510) 661-0888

This report shall not be reproduced except in full, without the written approval of UL Verification Services Inc.

RADIATED EMISSIONS

Marker	Frequency (GHz)	Meter Reading (dBuV)	Det	AF T863 (dB/m)	Amp/Cbl/Fltr/Pad (dB)	Corrected Reading (dBuV/m)	Avg Limit (dBuV/m)	Margin (dB)	Peak Limit (dBuV/m)	PK Margin (dB)	Azimuth (Degs)	Height (cm)	Polarity
1	* 4.96857	40.79	PK-U	34.2	-29.9	45.09	-	-	74	-28.91	36	307	H
	* 4.96748	29.85	ADR	34.2	-29.9	34.15	54	-19.85	-	-	36	307	H
2	* 4.97201	41.47	PK-U	34.3	-29.9	45.87	-	-	74	-28.13	101	354	V
	* 4.97124	29.98	ADR	34.3	-29.9	34.38	54	-19.62	-	-	101	354	V
3	* 11.15253	36.79	PK-U	37.8	-23.9	50.69	-	-	74	-23.31	237	281	H
	* 11.15427	25.84	ADR	37.8	-23.9	39.74	54	-14.26	-	-	237	281	H
5	* 17.78804	36.49	PK-U	41.5	-20.9	57.09	-	-	74	-16.91	334	220	H
	* 17.78889	25.13	ADR	41.4	-20.9	45.63	54	-8.37	-	-	334	220	H
4	* 11.15601	37.01	PK-U	37.8	-23.9	50.91	-	-	74	-23.09	220	156	V
	* 11.15567	25.79	ADR	37.8	-23.9	39.69	54	-14.31	-	-	220	156	V
6	* 17.79104	35.81	PK-U	41.5	-20.9	56.41	-	-	74	-17.59	113	130	V
	* 17.79157	25.21	ADR	41.5	-20.9	45.81	54	-8.19	-	-	113	130	V

* - indicates frequency in CFR47 Pt 15 / IC RSS-Restricted Band
PK-U - U-NII: Maximum Peak
ADR - U-NII AD primary method, RMS average

UL VERIFICATION SERVICES INC.
47173 Benicia Street, Fremont, CA 94538; USA TEL:(510) 319-4000 FAX:(510) 661-0888

This report shall not be reproduced except in full, without the written approval of UL Verification Services Inc.

HIGH CHANNEL RESULTS

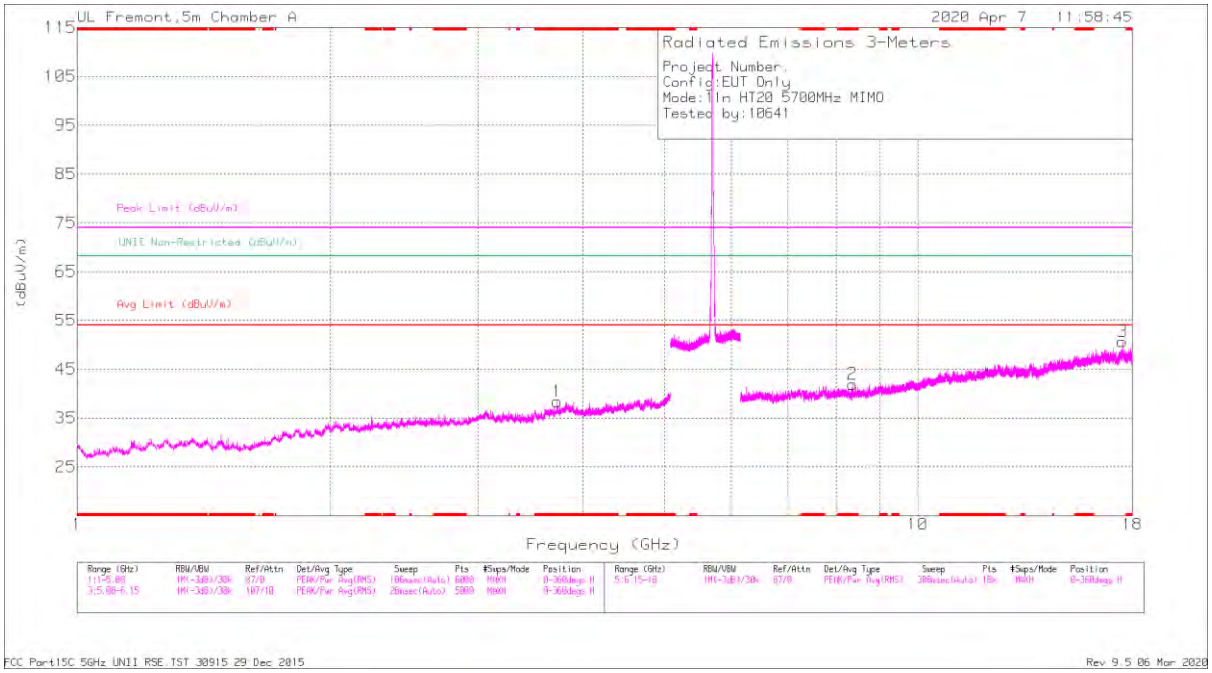

HORIZONTAL

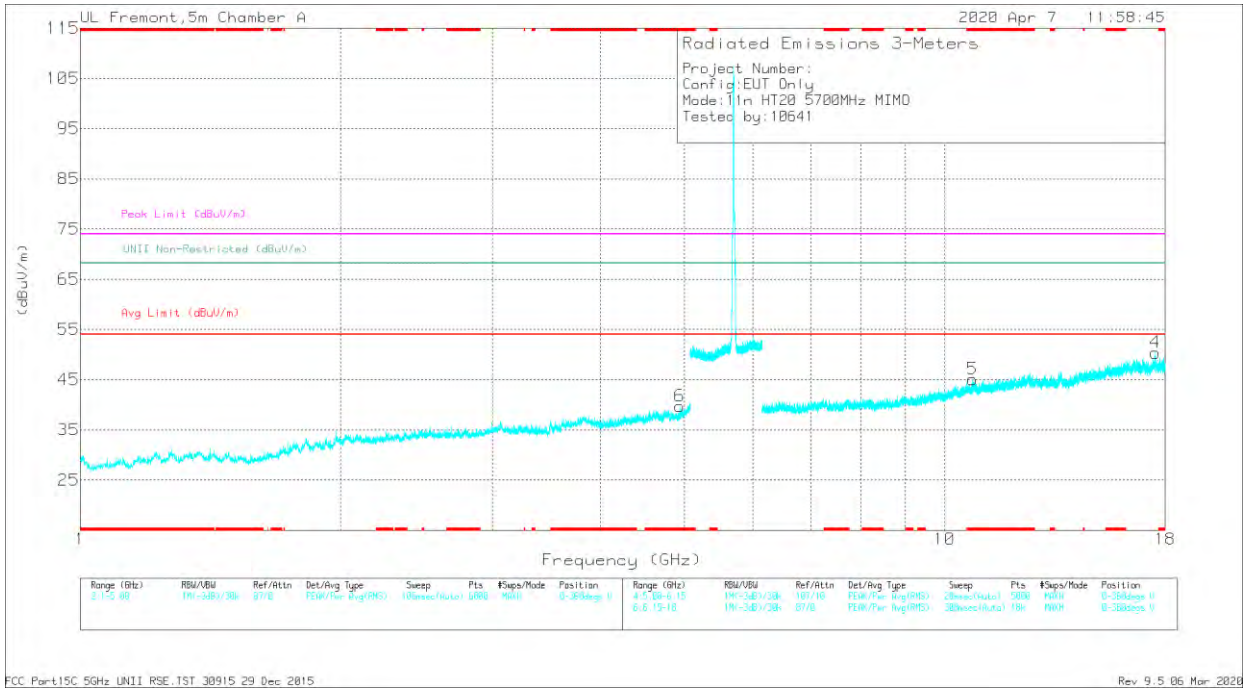

VERTICAL

UL VERIFICATION SERVICES INC.
47173 Benicia Street, Fremont, CA 94538; USA TEL:(510) 319-4000 FAX:(510) 661-0888

This report shall not be reproduced except in full, without the written approval of UL Verification Services Inc.

RADIATED EMISSIONS

Marker	Frequency (GHz)	Meter Reading (dBuV)	Det	AF T346 (dB/m)	Amp/Cbl/Fltr/Pad (dB)	Corrected Reading (dBuV/m)	Avg Limit (dBuV/m)	Margin (dB)	Peak Limit (dBuV/m)	PK Margin (dB)	UNII Non-Restricted (dBuV/m)	PK Margin (dB)	Azimuth (Degs)	Height (cm)	Polarity
1	* 3.72662	40.99	PK-U	33.4	-30	44.39	-	-	74	-29.61	-	-	85	216	H
	* 3.72849	29.41	ADR	33.4	-30	32.81	54	-21.19	-	-	-	-	85	216	H
6	* 4.94301	38.29	PK-U	34.2	-27.6	44.89	-	-	74	-29.11	-	-	165	284	V
	* 4.94207	27.17	ADR	34.2	-27.7	33.67	54	-20.33	-	-	-	-	165	284	V
2	* 8.36291	35.44	PK-U	35.9	-23.7	47.64	-	-	74	-26.36	-	-	171	135	H
	* 8.36302	24.43	ADR	35.9	-23.7	36.63	54	-17.37	-	-	-	-	171	135	H
5	* 10.77336	33.93	PK-U	38	-20.9	51.03	-	-	74	-22.97	-	-	125	210	V
	* 10.77311	23.06	ADR	38	-20.9	40.16	54	-13.84	-	-	-	-	125	210	V
3	17.52662	33.69	PK-U	41.2	-18	56.89	-	-	-	-	68.2	-11.31	73	220	H
4	17.53154	34.58	PK-U	41.2	-18	57.78	-	-	-	-	68.2	-10.42	95	236	V

* - indicates frequency in CFR47 Pt 15 / IC RSS-Restricted Band
PK-U - U-NII: Maximum Peak
ADR - U-NII AD primary method, RMS average

UL VERIFICATION SERVICES INC.
47173 Benicia Street, Fremont, CA 94538; USA TEL:(510) 319-4000 FAX:(510) 661-0888
This report shall not be reproduced except in full, without the written approval of UL Verification Services Inc.

CHANNEL 144 RESULTS

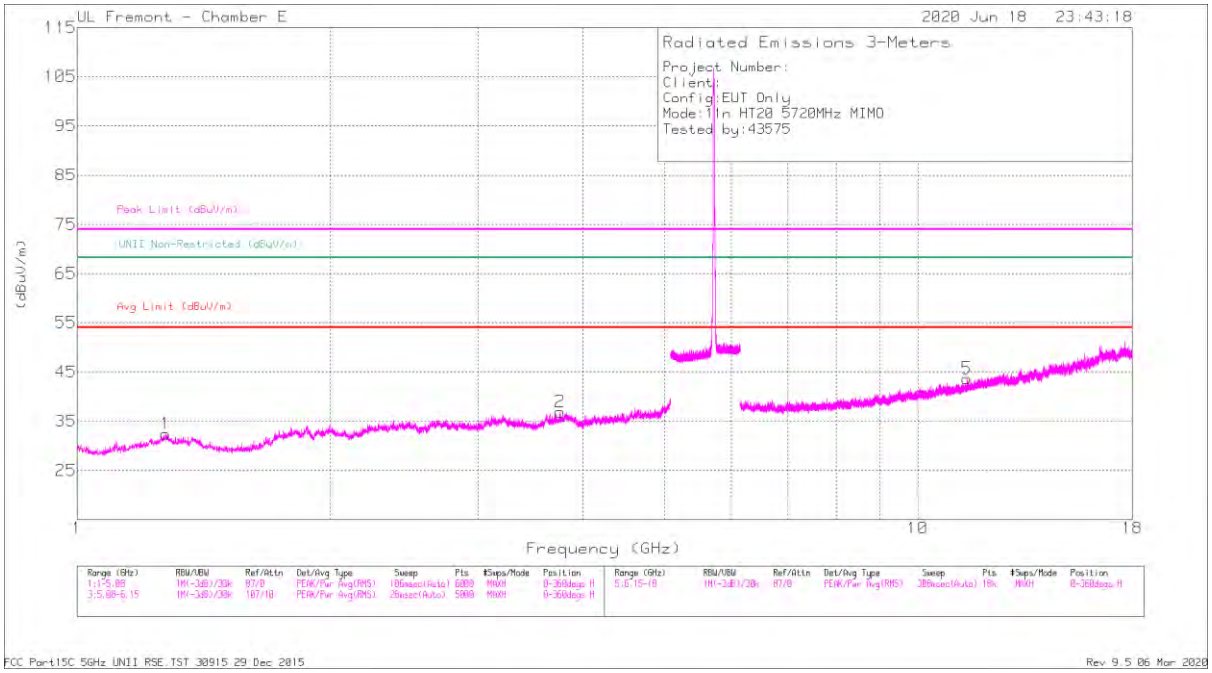

HORIZONTAL

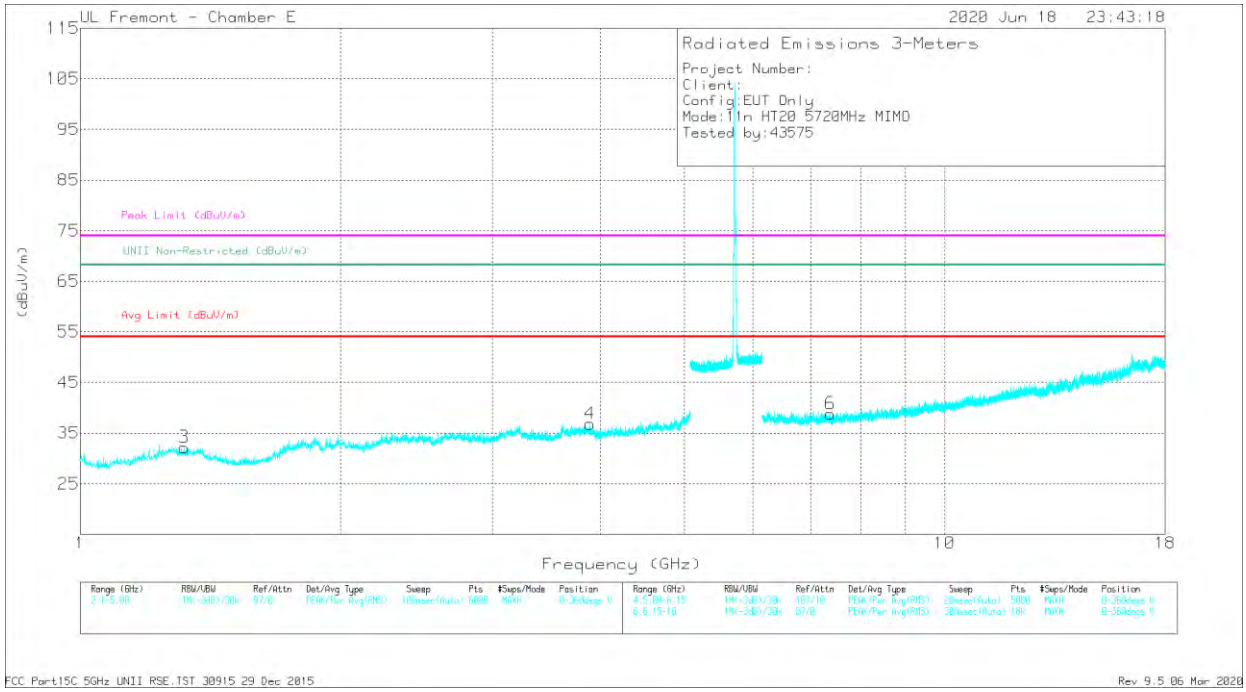

VERTICAL

UL VERIFICATION SERVICES INC.
47173 Benicia Street, Fremont, CA 94538; USA TEL:(510) 319-4000 FAX:(510) 661-0888

This report shall not be reproduced except in full, without the written approval of UL Verification Services Inc.

RADIATED EMISSIONS

Marker	Frequency (GHz)	Meter Reading (dBuV)	Det	AF T712 (dB/m)	Amp/Cbl/Fltr/Pad (dB)	Corrected Reading (dBuV/m)	Avg Limit (dBuV/m)	Margin (dB)	Peak Limit (dBuV/m)	PK Margin (dB)	Azimuth (Degs)	Height (cm)	Polarity
1	* 1.27487	45.04	PK-U	29.7	-34.8	39.94	-	-	74	-34.06	0	101	H
	* 1.27287	33.5	ADR	29.6	-34.8	28.3	54	-25.7	-	-	0	101	H
2	* 3.75311	42.41	PK-U	33.4	-32.9	42.91	-	-	74	-31.09	0	200	H
	* 3.75343	31.12	ADR	33.4	-32.9	31.62	54	-22.38	-	-	0	200	H
3	* 1.31864	45.84	PK-U	29.2	-35.1	39.94	-	-	74	-34.06	0	200	V
	* 1.31777	33.4	ADR	29.2	-35.1	27.5	54	-26.5	-	-	0	200	V
4	* 3.88956	43.05	PK-U	33.7	-33.1	43.65	-	-	74	-30.35	0	101	V
	* 3.88911	31.52	ADR	33.7	-33.1	32.12	54	-21.88	-	-	0	101	V
5	* 11.4434	36.27	PK-U	37.9	-24.3	49.87	-	-	74	-24.13	0	200	H
	* 11.44182	24.7	ADR	37.9	-24.3	38.3	54	-15.7	-	-	0	200	H
6	* 7.37917	38.48	PK-U	35.6	-28.5	45.58	-	-	74	-28.42	0	200	V
	* 7.37946	27.16	ADR	35.6	-28.6	34.16	54	-19.84	-	-	0	200	V

* - indicates frequency in CFR47 Pt 15 / IC RSS-Restricted Band
PK-U - U-NII: Maximum Peak
ADR - U-NII AD primary method, RMS average

UL VERIFICATION SERVICES INC.
47173 Benicia Street, Fremont, CA 94538; USA TEL:(510) 319-4000 FAX:(510) 661-0888
This report shall not be reproduced except in full, without the written approval of UL Verification Services Inc.

6.1.14. TX ABOVE 1 GHz 802.11n HT40 MODE IN THE 5.6 GHz BAND

1TX ANTENNA 6

BANDEDGE (LOW CHANNEL)

HORIZONTAL RESULT

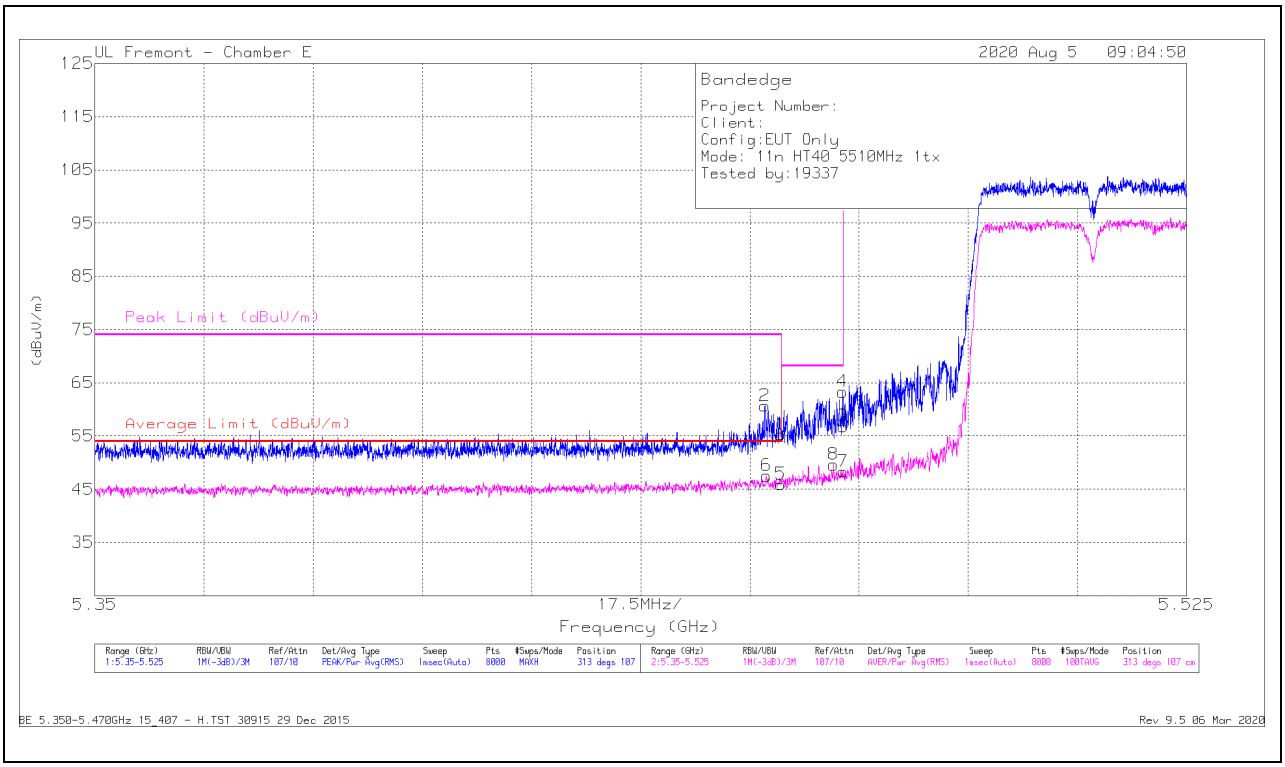

Marker	Frequency (GHz)	Meter Reading (dBuV)	Det	AF T712 (dB/m)	Amp/Cbl/Fltr/Pad (dB)	DC Corr (dB)	Corrected Reading (dBuV/m)	Average Limit (dBuV/m)	Margin (dB)	Peak Limit (dBuV/m)	PK Margin (dB)	Azimuth (Degs)	Height (cm)	Polarity
1	* 5.45998	42.55	Pk	34.5	-21.7	0	55.35	-	-	74	-18.65	313	107	H
2	* 5.4574	47.78	Pk	34.6	-21.7	0	60.68	-	-	74	-13.32	313	107	H
5	* 5.45998	32.51	RMS	34.5	-21.7	.65	45.96	54	-8.04	-	-	313	107	H
6	* 5.45764	34.02	RMS	34.6	-21.7	.65	47.57	54	-6.43	-	-	313	107	H
8	5.46838	36.21	RMS	34.5	-21.7	.65	49.66	-	-	-	-	313	107	H
4	5.46987	50.42	Pk	34.6	-21.7	0	63.32	-	-	68.2	-4.88	313	107	H
3	5.46998	43.92	Pk	34.6	-21.7	0	56.82	-	-	68.2	-11.38	313	107	H
7	5.46998	34.78	RMS	34.6	-21.7	.65	48.33	-	-	-	-	313	107	H

* - indicates frequency in CFR47 Pt 15 / IC RSS-Restricted Band
Pk - Peak detector
RMS - RMS detection

UL VERIFICATION SERVICES INC.
47173 Benicia Street, Fremont, CA 94538; USA TEL:(510) 319-4000 FAX:(510) 661-0888
This report shall not be reproduced except in full, without the written approval of UL Verification Services Inc.

VERTICAL RESULT

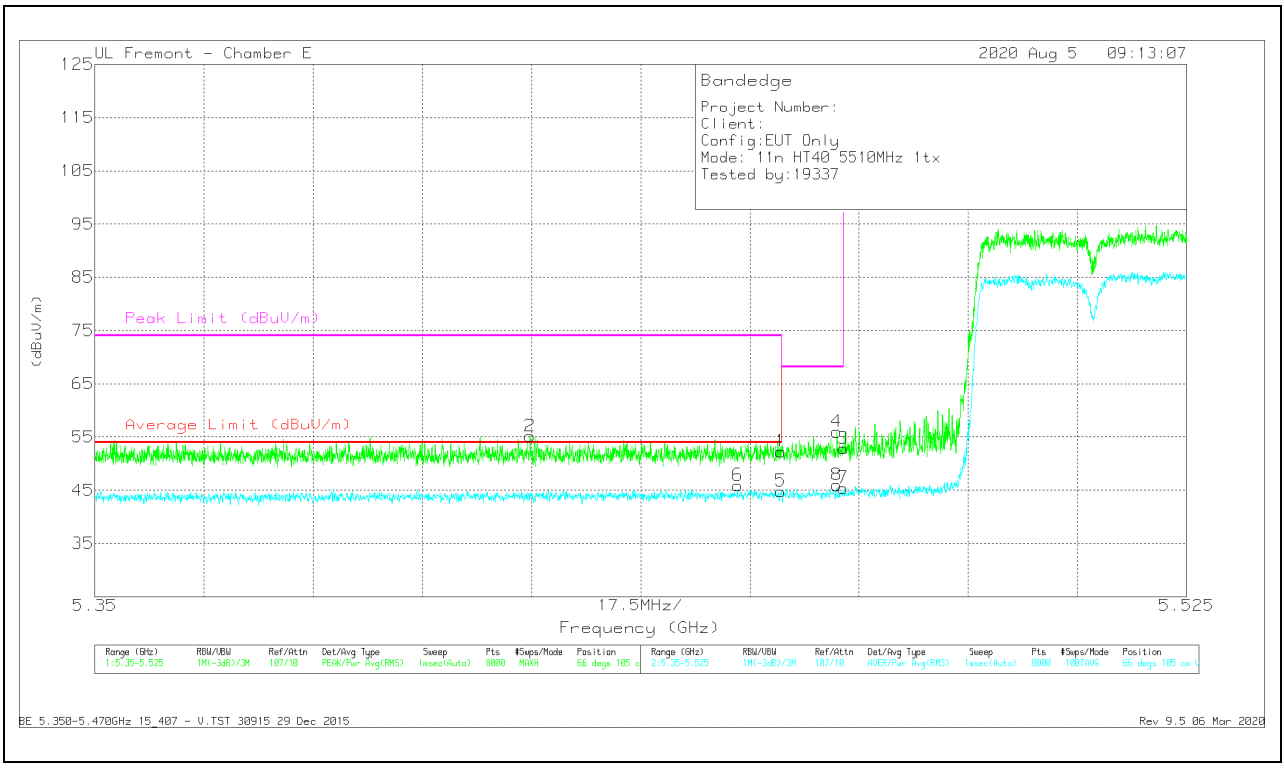

Marker	Frequency (GHz)	Meter Reading (dBuV)	Det	AF T712 (dB/m)	Amp/Cbl/Fltr/Pad (dB)	DC Corr (dB)	Corrected Reading (dBuV/m)	Average Limit (dBuV/m)	Margin (dB)	Peak Limit (dBuV/m)	PK Margin (dB)	Azimuth (Degs)	Height (cm)	Polarity
1	* 5.45998	39.49	Pk	34.5	-21.7	0	52.29	-	-	74	-21.71	66	105	V
2	* 5.41977	42.45	Pk	34.5	-21.8	0	55.15	-	-	74	-18.85	66	105	V
5	* 5.45998	31.41	RMS	34.5	-21.7	.65	44.86	54	-9.14	-	-	66	105	V
6	* 5.45305	32.48	RMS	34.5	-21.7	.65	45.93	54	-8.07	-	-	66	105	V
8	5.46891	32.55	RMS	34.5	-21.7	.65	46.00	-	-	-	-	66	105	V
4	5.46893	43.18	Pk	34.5	-21.7	0	55.98	-	-	68.2	-12.22	66	105	V
3	5.46998	39.93	Pk	34.6	-21.7	0	52.83	-	-	68.2	-15.37	66	105	V
7	5.46998	31.91	RMS	34.6	-21.7	.65	45.46	-	-	-	-	66	105	V

* - indicates frequency in CFR47 Pt 15 / IC RSS-Restricted Band
Pk - Peak detector
RMS - RMS detection

UL VERIFICATION SERVICES INC.
47173 Benicia Street, Fremont, CA 94538; USA TEL:(510) 319-4000 FAX:(510) 661-0888

This report shall not be reproduced except in full, without the written approval of UL Verification Services Inc.

BANDEDGE (HIGH CHANNEL)

HORIZONTAL RESULT

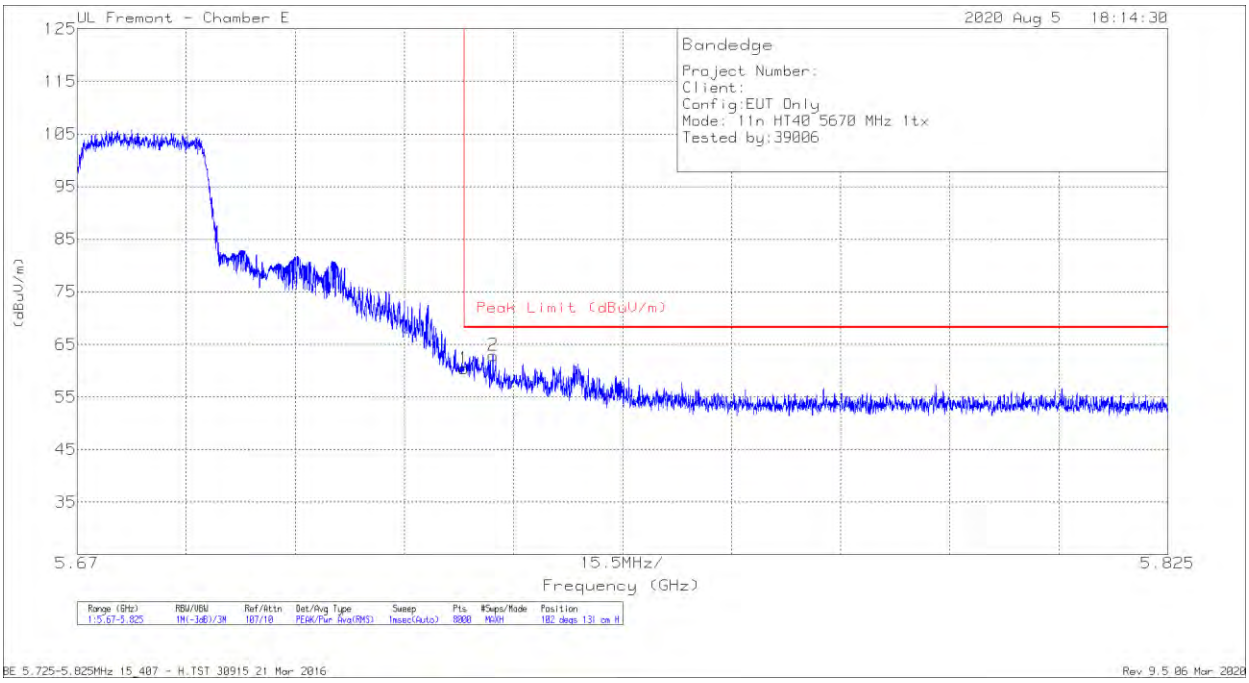

Marker	Frequency (GHz)	Meter Reading (dBuV)	Det	AF T712 (dB/m)	Amp/Cbl/Fltr/Pad (dB)	DC Corr (dB)	Corrected Reading (dBuV/m)	Peak Limit (dBuV/m)	PK Margin (dB)	Azimuth (Degs)	Height (cm)	Polarity
1	5.72501	46.96	Pk	34.7	-21.2	0	60.46	68.2	-7.74	102	131	H
2	5.72908	49.36	Pk	34.8	-21.2	0	62.96	68.2	-5.24	102	131	H

Pk - Peak detector

UL VERIFICATION SERVICES INC.
47173 Benicia Street, Fremont, CA 94538; USA TEL:(510) 319-4000 FAX:(510) 661-0888

This report shall not be reproduced except in full, without the written approval of UL Verification Services Inc.

VERTICAL RESULT

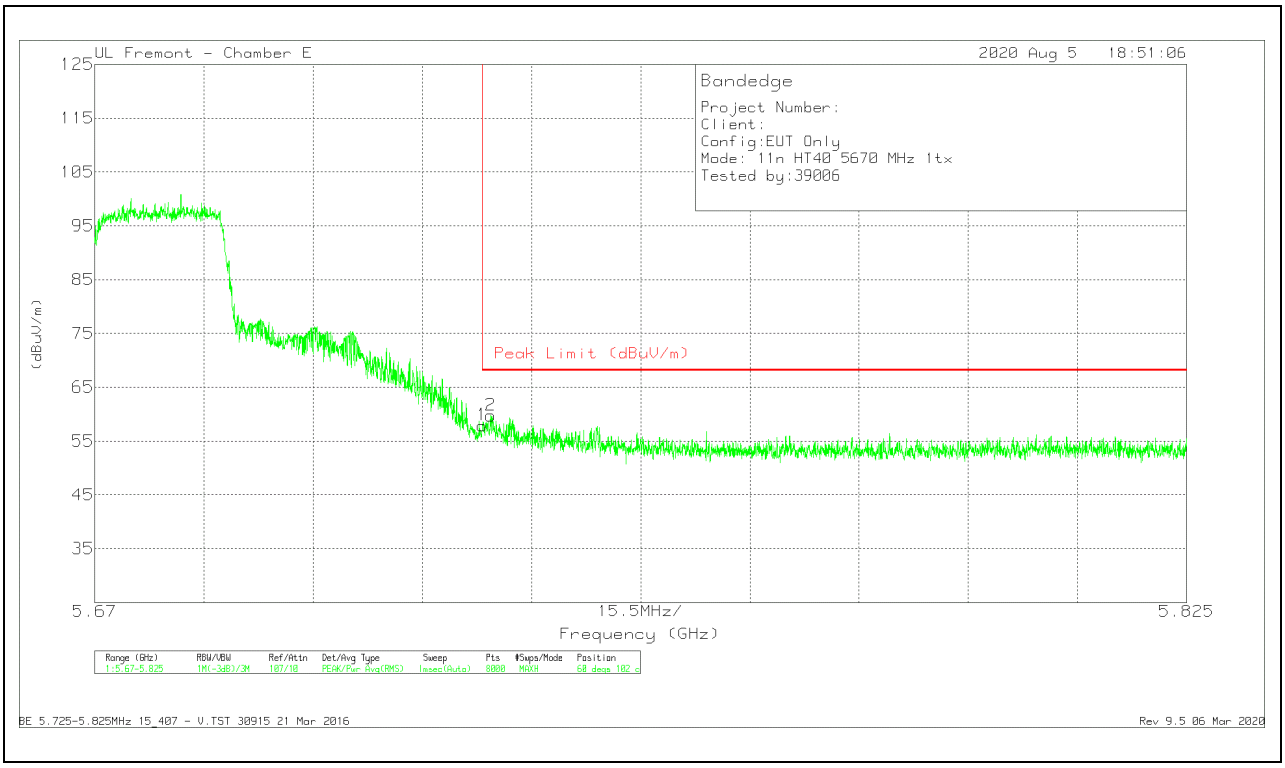

Marker	Frequency (GHz)	Meter Reading (dBuV)	Det	AF T712 (dB/m)	Amp/Cbl/Fltr/Pad (dB)	DC Corr (dB)	Corrected Reading (dBuV/m)	Peak Limit (dBuV/m)	PK Margin (dB)	Azimuth (Degs)	Height (cm)	Polarity
1	5.72501	44.42	Pk	34.7	-21.2	0	57.92	68.2	-10.28	60	102	V
2	5.72623	46.26	Pk	34.7	-21.2	0	59.76	68.2	-8.44	60	102	V

Pk - Peak detector

UL VERIFICATION SERVICES INC.
47173 Benicia Street, Fremont, CA 94538; USA TEL:(510) 319-4000 FAX:(510) 661-0888

This report shall not be reproduced except in full, without the written approval of UL Verification Services Inc.

1TX ANTENNA 5

BANDEDGE (LOW CHANNEL)

HORIZONTAL RESULT

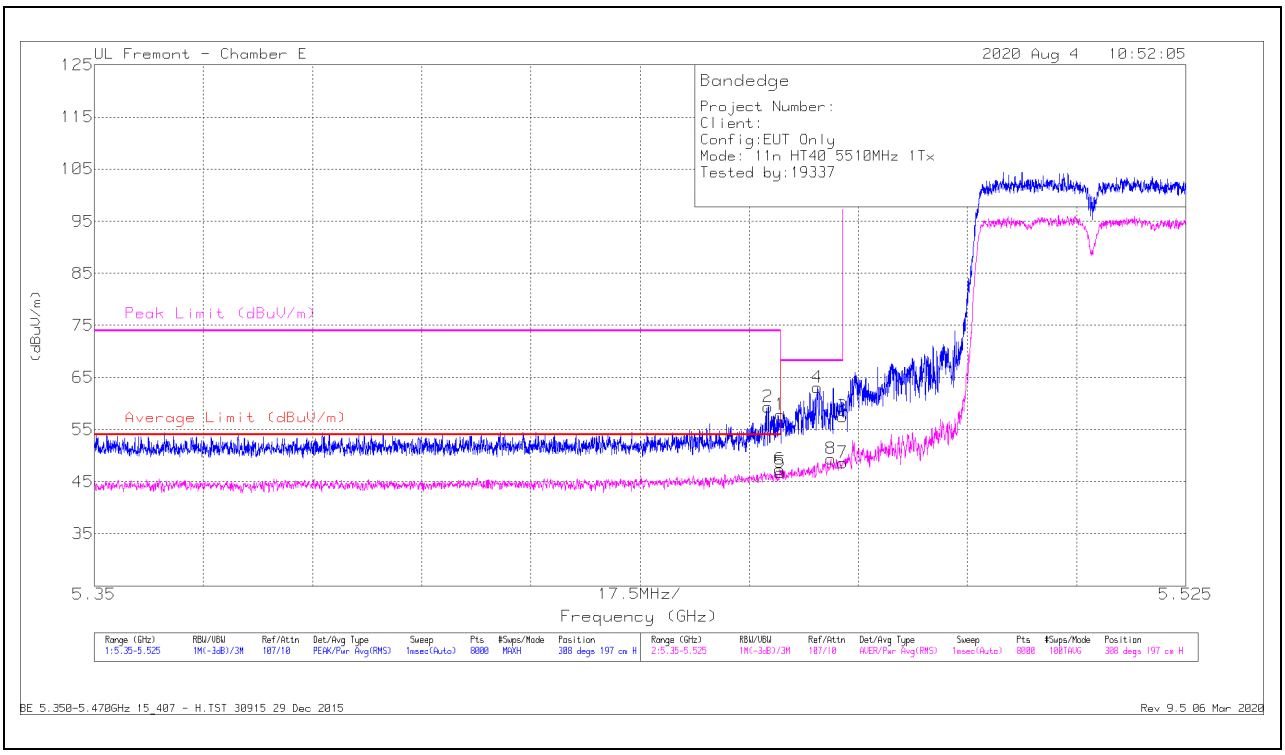

Marker	Frequency (GHz)	Meter Reading (dBuV)	Det	AF T712 (dB/m)	Amp/Cbl/Fltr/Pad (dB)	DC Corr (dB)	Corrected Reading (dBuV/m)	Average Limit (dBuV/m)	Margin (dB)	Peak Limit (dBuV/m)	PK Margin (dB)	Azimuth (Degs)	Height (cm)	Polarity
1	* 5.45998	45.09	Pk	34.5	-21.7	0	57.89	-	-	74	-16.11	308	197	H
2	* 5.45808	46.44	Pk	34.6	-21.7	0	59.34	-	-	74	-14.66	308	197	H
5	* 5.45998	33.4	RMS	34.5	-21.7	.65	46.85	54	-7.15	-	-	308	197	H
6	* 5.45994	33.96	RMS	34.5	-21.7	.65	47.41	54	-6.59	-	-	308	197	H
4	5.46598	50.3	Pk	34.5	-21.7	0	63.1	-	-	68.2	-5.1	308	197	H
8	5.4681	35.97	RMS	34.5	-21.7	.65	49.42	-	-	-	-	308	197	H
3	5.46998	44.55	Pk	34.6	-21.7	0	57.45	-	-	68.2	-10.75	308	197	H
7	5.46998	35.06	RMS	34.6	-21.7	.65	48.61	-	-	-	-	308	197	H

* - indicates frequency in CFR47 Pt 15 / IC RSS-Restricted Band
Pk - Peak detector
RMS - RMS detection

UL VERIFICATION SERVICES INC.
47173 Benicia Street, Fremont, CA 94538; USA TEL:(510) 319-4000 FAX:(510) 661-0888

This report shall not be reproduced except in full, without the written approval of UL Verification Services Inc.

VERTICAL RESULT

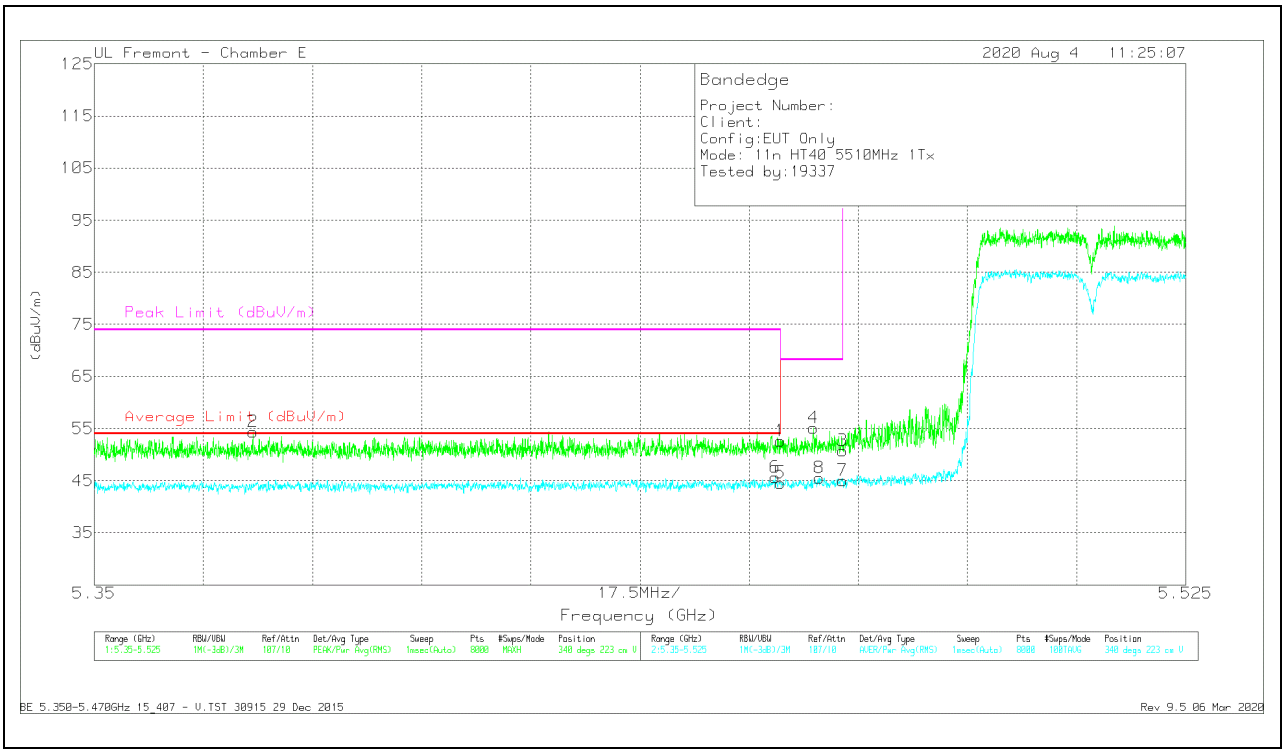

Marker	Frequency (GHz)	Meter Reading (dBuV)	Det	AF T712 (dB/m)	Amp/Cbl/Fltr/Pad (dB)	DC Corr (dB)	Corrected Reading (dBuV/m)	Average Limit (dBuV/m)	Margin (dB)	Peak Limit (dBuV/m)	PK Margin (dB)	Azimuth (Degs)	Height (cm)	Polarity
1	* 5.45998	39.83	Pk	34.5	-21.7	0	52.63	-	-	74	-21.37	340	223	V
2	* 5.37544	41.72	Pk	34.4	-21.7	0	54.42	-	-	74	-19.58	340	223	V
5	* 5.45998	31.16	RMS	34.5	-21.7	.65	44.61	54	-9.39	-	-	340	223	V
6	* 5.45915	32.13	RMS	34.6	-21.7	.65	45.68	54	-8.32	-	-	340	223	V
4	5.4653	42.35	Pk	34.5	-21.7	0	55.15	-	-	68.2	-13.05	340	223	V
8	5.46619	32.15	RMS	34.5	-21.7	.65	45.60	-	-	-	-	340	223	V
3	5.46998	37.87	Pk	34.6	-21.7	0	50.77	-	-	68.2	-17.43	340	223	V
7	5.46998	31.48	RMS	34.6	-21.7	.65	45.03	-	-	-	-	340	223	V

* - indicates frequency in CFR47 Pt 15 / IC RSS-Restricted Band
Pk - Peak detector
RMS - RMS detection

UL VERIFICATION SERVICES INC.
47173 Benicia Street, Fremont, CA 94538; USA TEL:(510) 319-4000 FAX:(510) 661-0888

This report shall not be reproduced except in full, without the written approval of UL Verification Services Inc.

BANDEDGE (HIGH CHANNEL)

HORIZONTAL RESULT

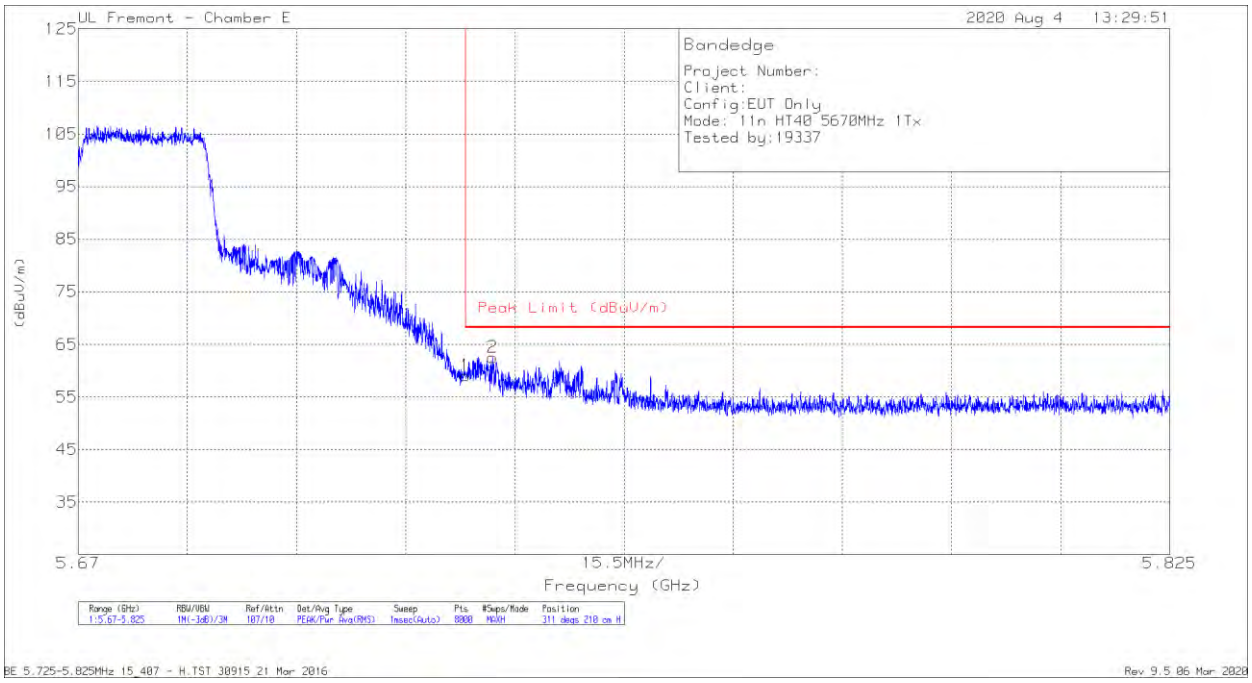

Marker	Frequency (GHz)	Meter Reading (dBuV)	Det	AF T712 (dB/m)	Amp/Cbl/Fltr/Pad (dB)	DC Corr (dB)	Corrected Reading (dBuV/m)	Peak Limit (dBuV/m)	PK Margin (dB)	Azimuth (Degs)	Height (cm)	Polarity
1	5.72501	45.6	Pk	34.7	-21.2	0	59.1	68.2	-9.1	311	210	H
2	5.72883	49.08	Pk	34.7	-21.2	0	62.58	68.2	-5.62	311	210	H

Pk - Peak detector

UL VERIFICATION SERVICES INC.
47173 Benicia Street, Fremont, CA 94538; USA TEL:(510) 319-4000 FAX:(510) 661-0888

This report shall not be reproduced except in full, without the written approval of UL Verification Services Inc.

VERTICAL RESULT

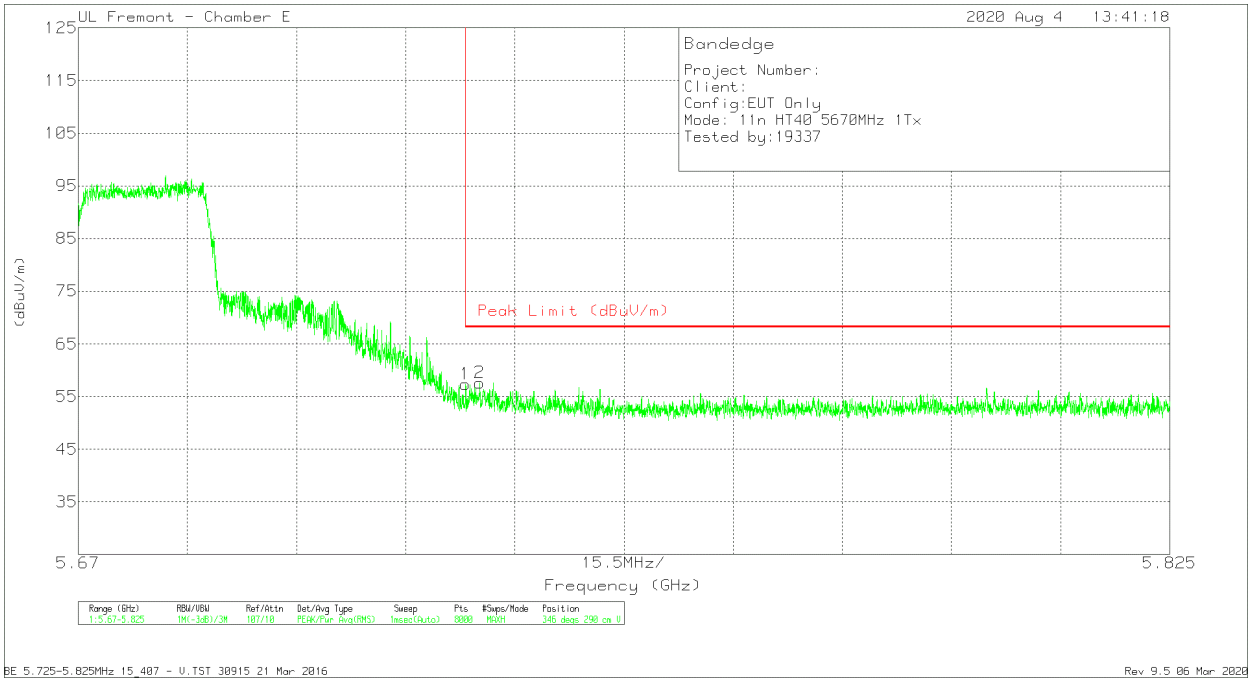

Marker	Frequency (GHz)	Meter Reading (dBuV)	Det	AF T712 (dB/m)	Amp/Cbl/Fltr/Pad (dB)	DC Corr (dB)	Corrected Reading (dBuV/m)	Peak Limit (dBuV/m)	PK Margin (dB)	Azimuth (Degs)	Height (cm)	Polarity
1	5.72501	43.85	Pk	34.7	-21.2	0	57.35	68.2	-10.85	346	290	V
2	5.72701	44.15	Pk	34.7	-21.2	0	57.65	68.2	-10.55	346	290	V

Pk - Peak detector

UL VERIFICATION SERVICES INC.
47173 Benicia Street, Fremont, CA 94538; USA TEL:(510) 319-4000 FAX:(510) 661-0888

This report shall not be reproduced except in full, without the written approval of UL Verification Services Inc.

2TX ANTENNA 6 + ANTENNA 5 CDD MODE

BANDEDGE (LOW CHANNEL)

HORIZONTAL RESULT

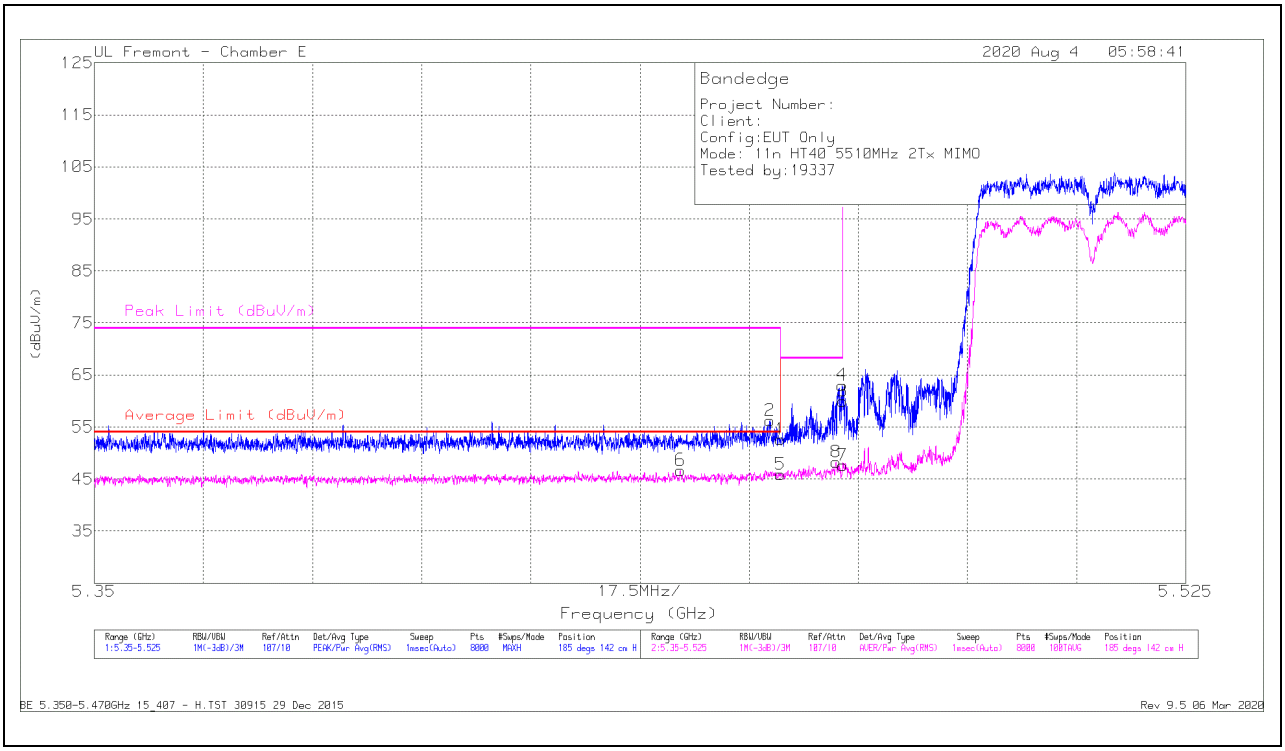

Marker	Frequency (GHz)	Meter Reading (dBuV)	Det	AF T712 (dB/m)	Amp/Cbl/Fltr/Pad (dB)	DC Corr (dB)	Corrected Reading (dBuV/m)	Average Limit (dBuV/m)	Margin (dB)	Peak Limit (dBuV/m)	PK Margin (dB)	Azimuth (Degs)	Height (cm)	Polarity
1	* 5.45998	39.78	Pk	34.5	-21.7	0	52.58	-	-	74	-21.42	185	142	H
2	* 5.4583	43.32	Pk	34.6	-21.7	0	56.22	-	-	74	-17.78	185	142	H
5	* 5.45998	32.16	RMS	34.5	-21.7	.88	45.84	54	-8.16	-	-	185	142	H
6	* 5.44394	33.02	RMS	34.5	-21.7	.88	46.7	54	-7.3	-	-	185	142	H
8	5.46891	34.53	RMS	34.5	-21.7	.88	48.21	-	-	-	-	185	142	H
4	5.46991	50.13	Pk	34.6	-21.7	0	63.03	-	-	68.2	-5.17	185	142	H
3	5.46998	47.03	Pk	34.6	-21.7	0	59.93	-	-	68.2	-8.27	185	142	H
7	5.46998	33.85	RMS	34.6	-21.7	.88	47.63	-	-	-	-	185	142	H

* - indicates frequency in CFR47 Pt 15 / IC RSS-Restricted Band
Pk - Peak detector
RMS - RMS detection

UL VERIFICATION SERVICES INC.
47173 Benicia Street, Fremont, CA 94538; USA TEL:(510) 319-4000 FAX:(510) 661-0888
This report shall not be reproduced except in full, without the written approval of UL Verification Services Inc.

VERTICAL RESULT

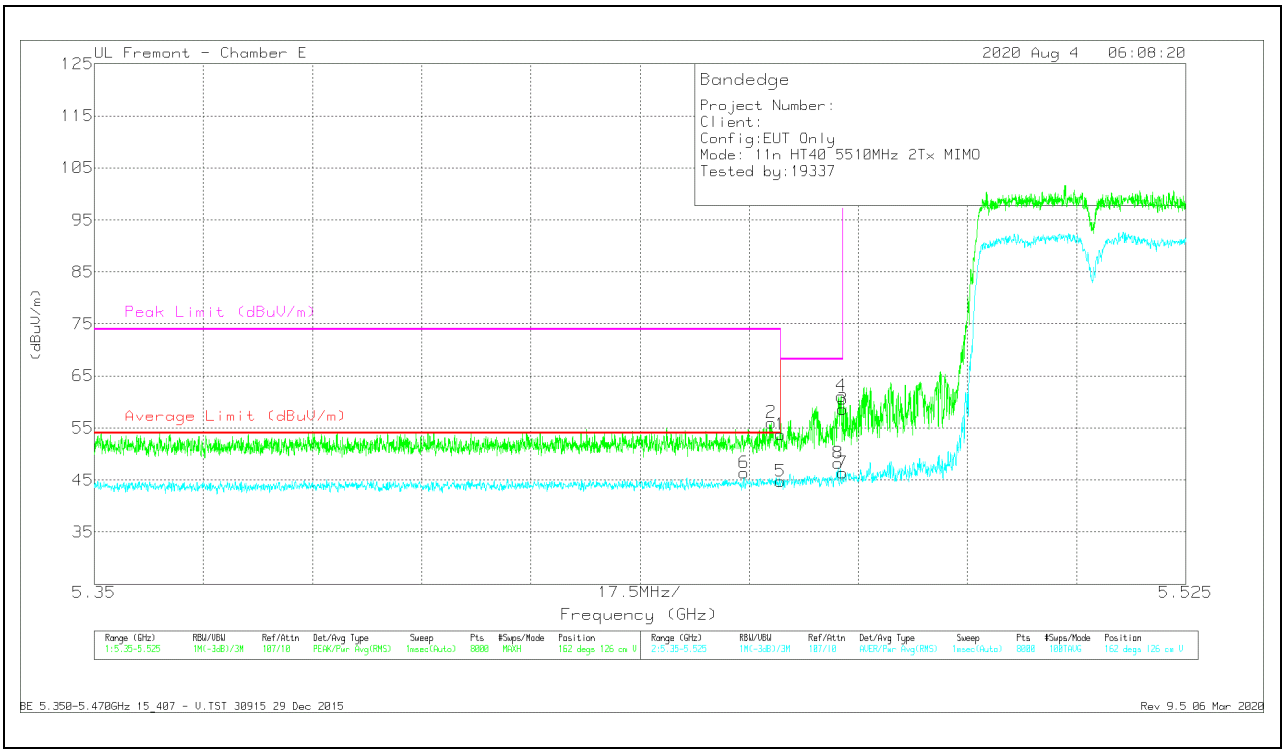

Marker	Frequency (GHz)	Meter Reading (dBuV)	Det	AF T712 (dB/m)	Amp/Cbl/Fltr/Pad (dB)	DC Corr (dB)	Corrected Reading (dBuV/m)	Average Limit (dBuV/m)	Margin (dB)	Peak Limit (dBuV/m)	PK Margin (dB)	Azimuth (Degs)	Height (cm)	Polarity
1	* 5.45998	40.91	Pk	34.5	-21.7	0	53.71	-	-	74	-20.29	162	126	V
2	* 5.45854	43.15	Pk	34.6	-21.7	0	56.05	-	-	74	-17.95	162	126	V
5	* 5.45998	31.12	RMS	34.5	-21.7	.88	44.8	54	-9.2	-	-	162	126	V
6	* 5.45414	32.7	RMS	34.5	-21.7	.88	46.38	54	-7.62	-	-	162	126	V
8	5.46924	34.45	RMS	34.6	-21.7	.88	48.23	-	-	-	-	162	126	V
4	5.46976	48.26	Pk	34.6	-21.7	0	61.16	-	-	68.2	-7.04	162	126	V
3	5.46998	45.66	Pk	34.6	-21.7	0	58.56	-	-	68.2	-9.64	162	126	V
7	5.46998	32.58	RMS	34.6	-21.7	.88	46.36	-	-	-	-	162	126	V

* - indicates frequency in CFR47 Pt 15 / IC RSS-Restricted Band
Pk - Peak detector
RMS - RMS detection

UL VERIFICATION SERVICES INC.
47173 Benicia Street, Fremont, CA 94538; USA TEL:(510) 319-4000 FAX:(510) 661-0888

This report shall not be reproduced except in full, without the written approval of UL Verification Services Inc.

BANDEDGE (HIGH CHANNEL)

HORIZONTAL RESULT

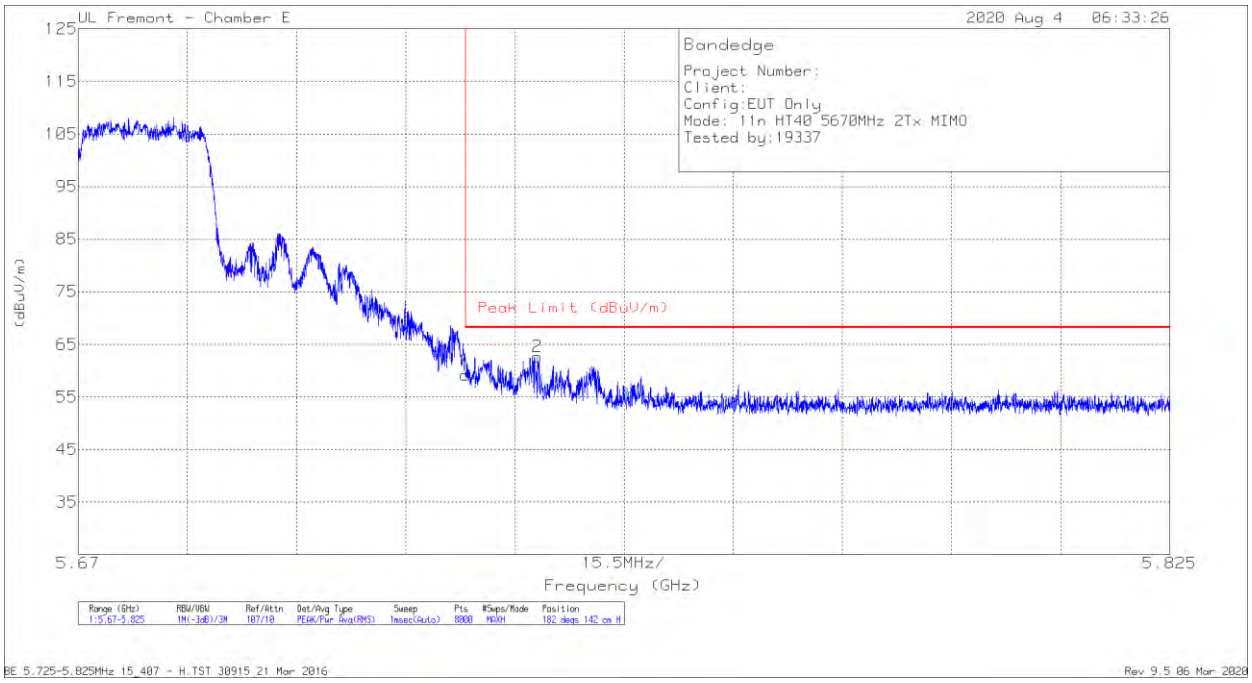

Marker	Frequency (GHz)	Meter Reading (dBuV)	Det	AF T712 (dB/m)	Amp/Cbl/Fltr/Pad (dB)	DC Corr (dB)	Corrected Reading (dBuV/m)	Peak Limit (dBuV/m)	PK Margin (dB)	Azimuth (Degs)	Height (cm)	Polarity
1	5.72501	45.76	Pk	34.7	-21.2	0	59.26	68.2	-8.94	182	142	H
2	5.73522	49.02	Pk	34.8	-21.2	0	62.62	68.2	-5.58	182	142	H

Pk - Peak detector

UL VERIFICATION SERVICES INC.
47173 Benicia Street, Fremont, CA 94538; USA TEL:(510) 319-4000 FAX:(510) 661-0888

This report shall not be reproduced except in full, without the written approval of UL Verification Services Inc.

VERTICAL RESULT

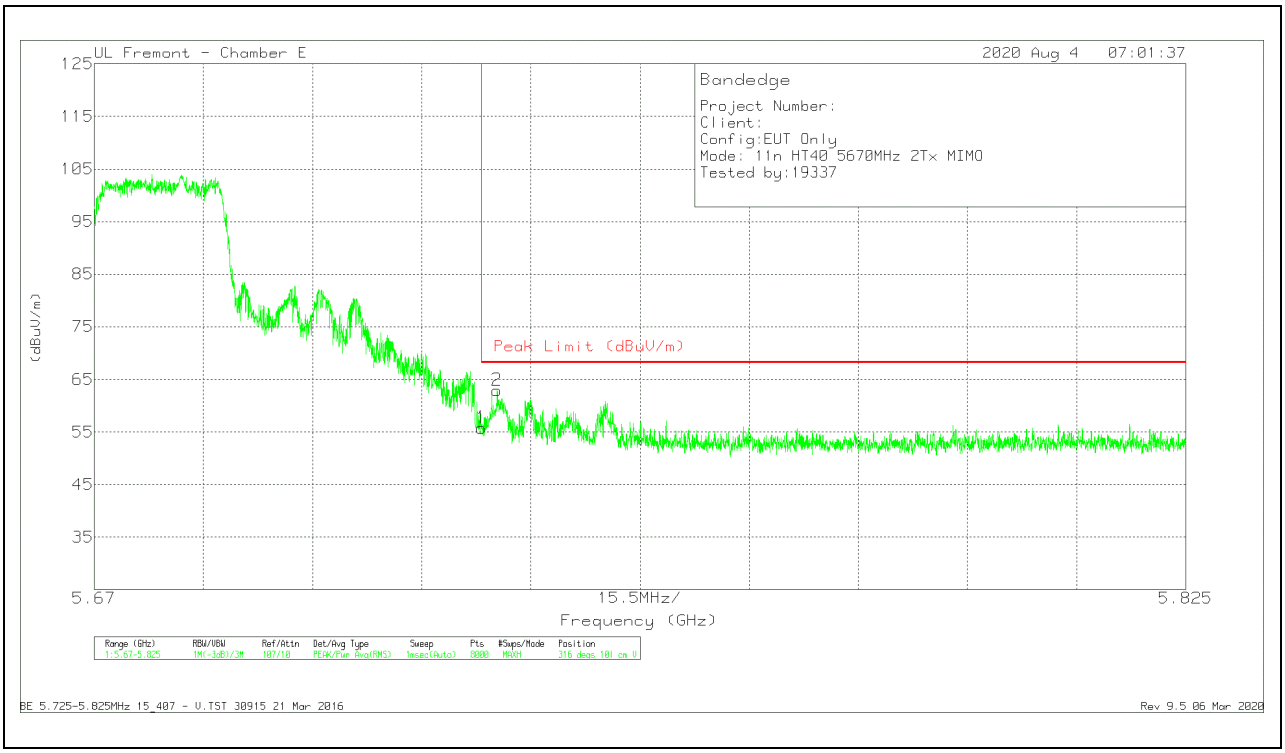

Marker	Frequency (GHz)	Meter Reading (dBuV)	Det	AF T712 (dB/m)	Amp/Cbl/Fltr/Pad (dB)	Corrected Reading (dBuV/m)	Peak Limit (dBuV/m)	PK Margin (dB)	Azimuth (Degs)	Height (cm)	Polarity
1	5.72501	42.31	Pk	34.7	-21.2	55.81	68.2	-12.39	316	101	V
2	5.72722	49.46	Pk	34.7	-21.2	62.96	68.2	-5.24	316	101	V

Pk - Peak detector

UL VERIFICATION SERVICES INC.
47173 Benicia Street, Fremont, CA 94538; USA TEL:(510) 319-4000 FAX:(510) 661-0888

This report shall not be reproduced except in full, without the written approval of UL Verification Services Inc.

HARMONICS AND SPURIOUS EMISSIONS

LOW CHANNEL RESULTS

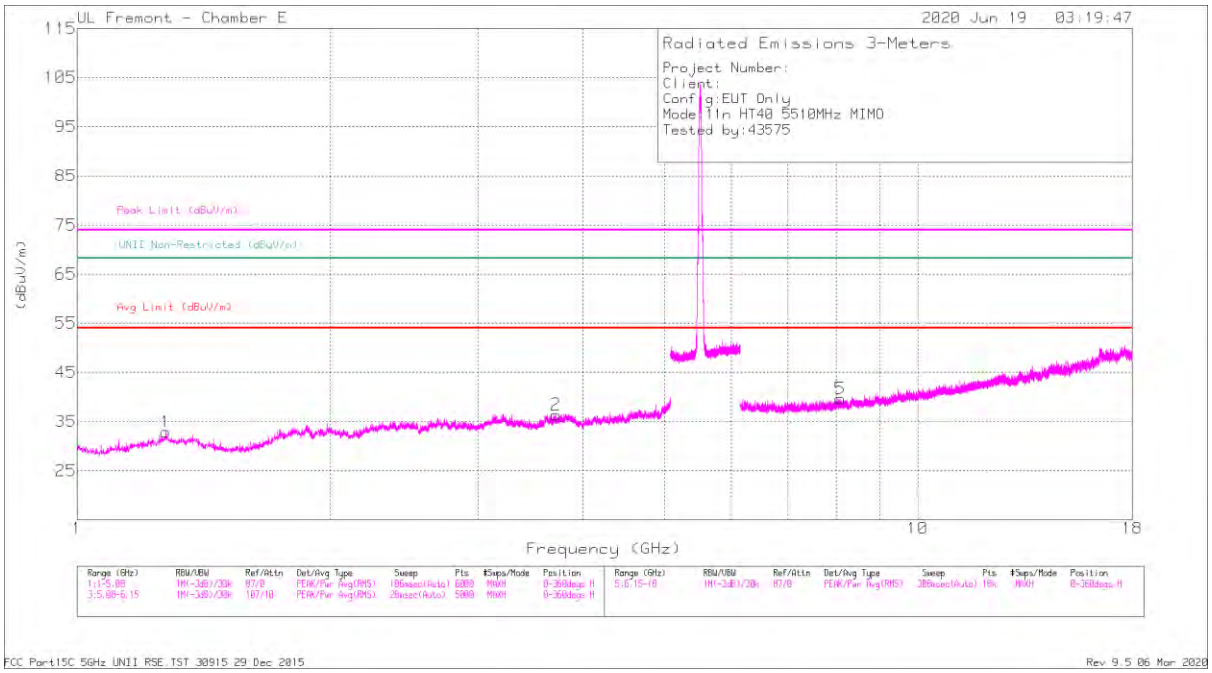

HORIZONTAL

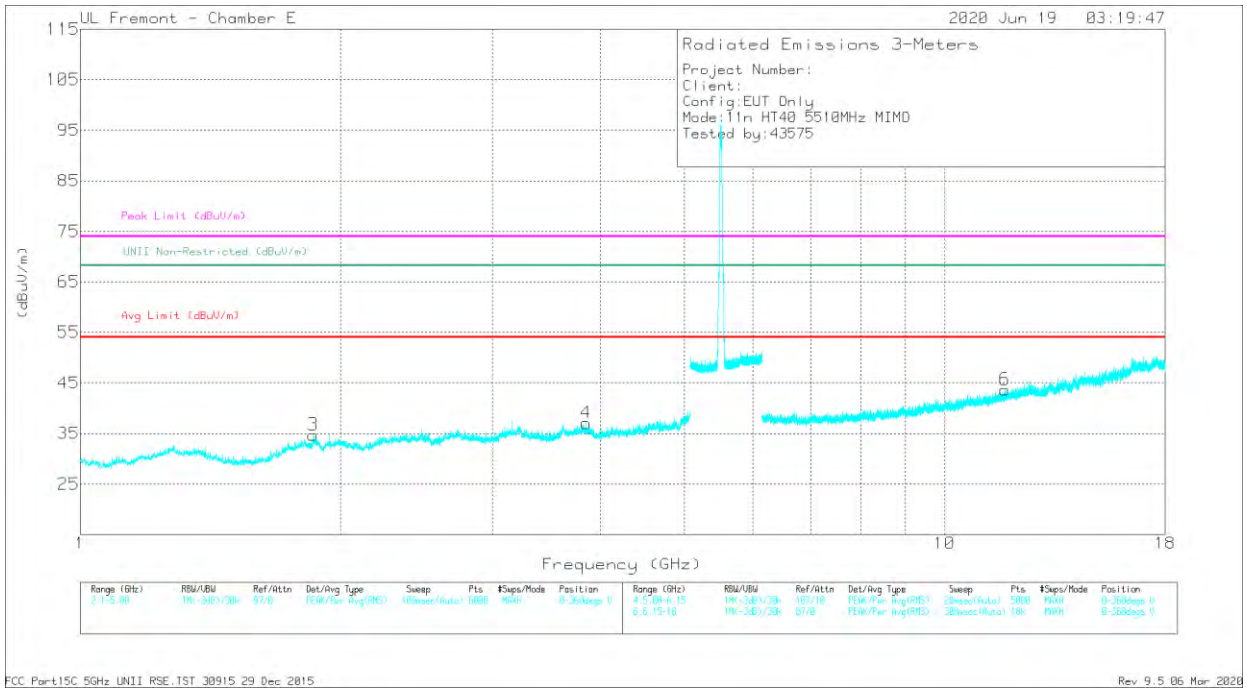

VERTICAL

UL VERIFICATION SERVICES INC.
47173 Benicia Street, Fremont, CA 94538; USA TEL:(510) 319-4000 FAX:(510) 661-0888

This report shall not be reproduced except in full, without the written approval of UL Verification Services Inc.

RADIATED EMISSIONS

Markers	Frequency (GHz)	Meter Reading (dBuV)	Det	AF T712 (dB/m)	Amp/Cbl/Fltr/Pad (dB)	DC Corr	Corrected Reading (dBuV/m)	Avg Limit (dBuV/m)	Margin (dB)	Peak Limit (dBuV/m)	PK Margin (dB)	UNII Non-Restricted (dBuV/m)	PK Margin (dB)	Azimuth (Degs)	Height (cm)	Polarity
1	* 1.27387	44.18	PK-U	29.7	-34.8		39.08	-	-	74	-34.92	-	-	0	200	H
	* 1.27307	32.84	ADR	29.6	-34.8	.17	27.81	54	-26.19	-	-	-	-	0	200	H
2	* 3.711	43.76	PK-U	33.2	-33.6		43.36	-	-	74	-30.64	-	-	0	101	H
	* 3.71218	31.74	ADR	33.2	-33.6	.17	31.51	54	-22.49	-	-	-	-	0	101	H
4	* 3.84526	42.45	PK-U	33.6	-33		43.05	-	-	74	-30.95	-	-	0	101	V
	* 3.84683	31.09	ADR	33.6	-33	.17	31.86	54	-22.14	-	-	-	-	0	101	V
5	* 8.09021	38.24	PK-U	35.9	-27.9		46.24	-	-	74	-27.76	-	-	0	101	H
	* 8.08897	27.23	ADR	35.9	-27.9	.17	35.40	54	-18.60	-	-	-	-	0	101	H
6	* 11.737	34.93	PK-U	38.3	-23.7		49.53	-	-	74	-24.47	-	-	0	101	V
	* 11.73444	24.27	ADR	38.3	-23.7	.17	39.04	54	-14.96	-	-	-	-	0	101	V
3	1.85951	44.74	PK-U	31	-35.2		40.54	-	-	-	-	68.2	-27.66	0	200	V

* - indicates frequency in CFR47 Pt 15 / IC RSS-Restricted Band
PK-U - U-NII: Maximum Peak
ADR - U-NII AD primary method, RMS average

UL VERIFICATION SERVICES INC.
47173 Benicia Street, Fremont, CA 94538; USA TEL:(510) 319-4000 FAX:(510) 661-0888
This report shall not be reproduced except in full, without the written approval of UL Verification Services Inc.

MID CHANNEL RESULTS

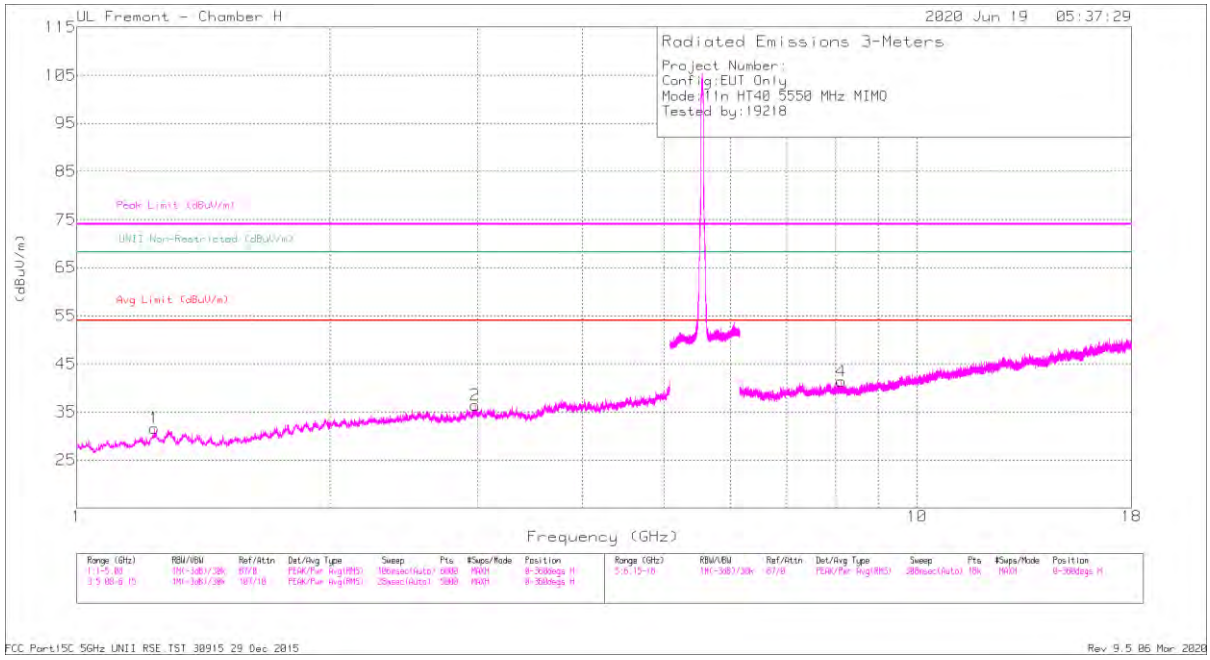

HORIZONTAL

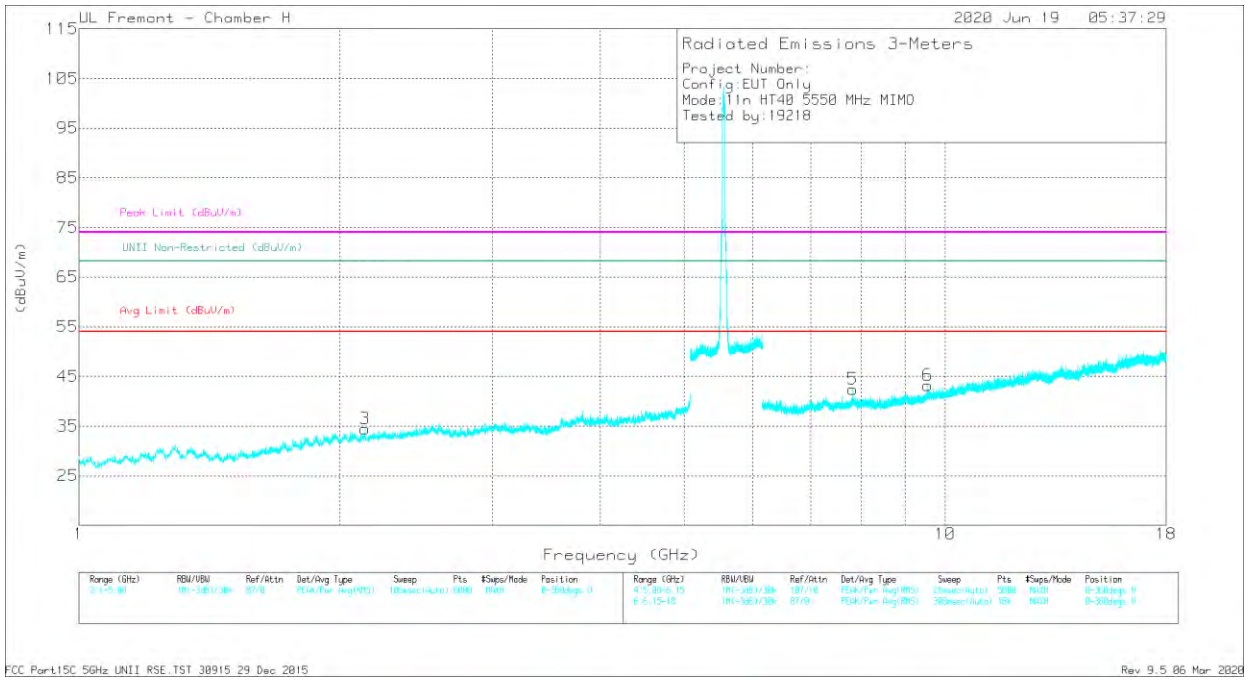

VERTICAL

UL VERIFICATION SERVICES INC.
47173 Benicia Street, Fremont, CA 94538; USA TEL:(510) 319-4000 FAX:(510) 661-0888

This report shall not be reproduced except in full, without the written approval of UL Verification Services Inc.

RADIATED EMISSIONS

Marker	Frequency (GHz)	Meter Reading (dBuV)	Det	AF T863 (dB/m)	Amp/Cbl/Fltr/Pad (dB)	DC Corr	Corrected Reading (dBuV/m)	Avg Limit (dBuV/m)	Margin (dB)	Peak Limit (dBuV/m)	PK Margin (dB)	UNII Non-Restricted (dBuV/m)	PK Margin (dB)	Azimuth (Degs)	Height (cm)	Polarity
1	* 1.23738	45.11	PK-U	28.8	-35.4		38.51	-	-	74	-35.49	-	-	306	167	H
	* 1.23625	33.16	ADR	28.8	-35.4	.17	26.73	54	-27.27	-	-	-	-	306	167	H
2	* 8.13061	38.17	PK-U	36.1	-26.9		47.37	-	-	74	-26.63	-	-	103	264	H
	* 8.1278	27.19	ADR	36	-26.9	.17	36.46	54	-17.54	-	-	-	-	103	264	H
3	2.13996	43.19	PK-U	31.5	-34		40.69	-	-	-	-	68.2	-27.51	207	227	V
4	2.98071	41.49	PK-U	32.8	-31.7		42.59	-	-	-	-	68.2	-25.61	258	192	H
5	7.82022	38.13	PK-U	36.2	-26.7		47.63	-	-	-	-	68.2	-20.57	51	312	V
6	9.5426	38.24	PK-U	36.8	-25.1		49.94	-	-	-	-	68.2	-18.26	55	330	V

* - indicates frequency in CFR47 Pt 15 / IC RSS-Restricted Band
PK-U - U-NII: Maximum Peak
ADR - U-NII AD primary method, RMS average

UL VERIFICATION SERVICES INC.
47173 Benicia Street, Fremont, CA 94538; USA TEL:(510) 319-4000 FAX:(510) 661-0888
This report shall not be reproduced except in full, without the written approval of UL Verification Services Inc.

HIGH CHANNEL RESULTS

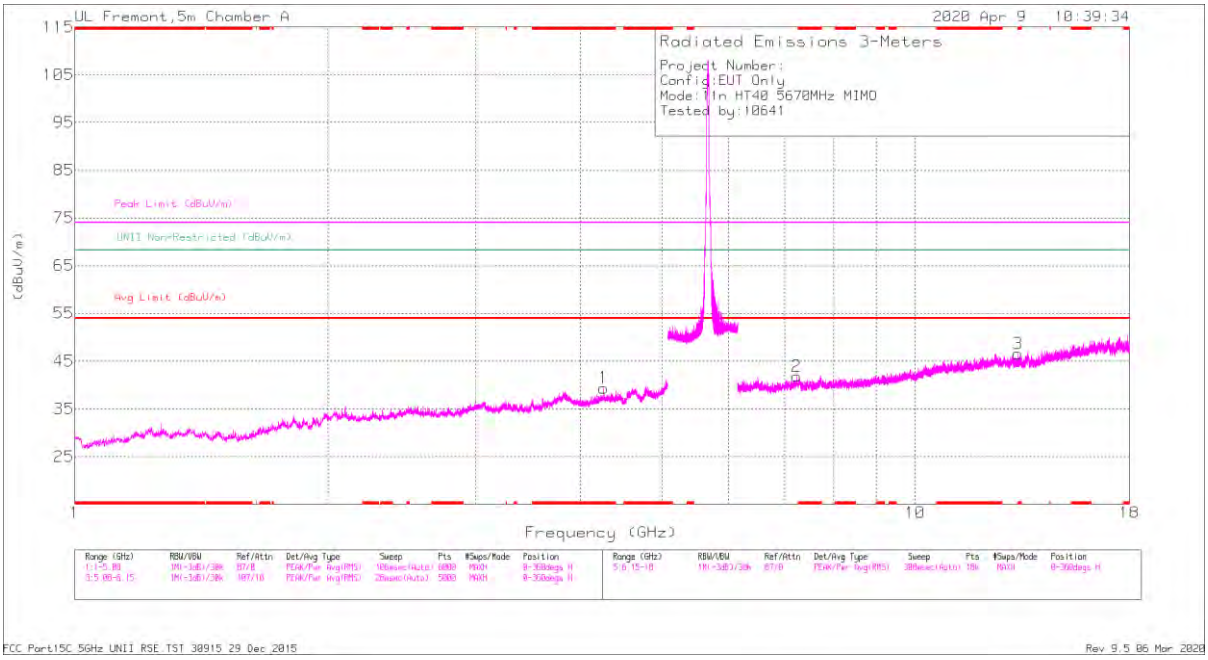

HORIZONTAL

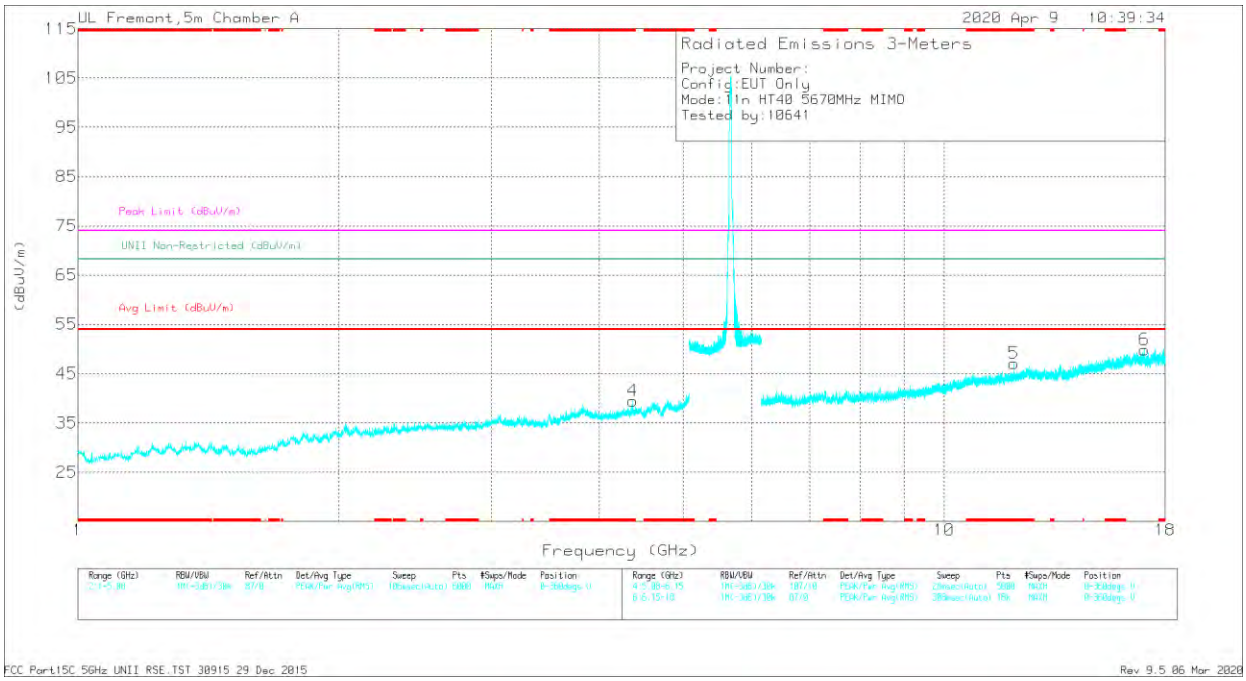

VERTICAL

UL VERIFICATION SERVICES INC.
47173 Benicia Street, Fremont, CA 94538; USA TEL:(510) 319-4000 FAX:(510) 661-0888

This report shall not be reproduced except in full, without the written approval of UL Verification Services Inc.

RADIATED EMISSIONS

Marker	Frequency (GHz)	Meter Reading (dBuV)	Det	AF T346 (dB/m)	Amp/Cbl/Fltr/Pad (dB)	DC Corr	Corrected Reading (dBuV/m)	Avg Limit (dBuV/m)	Margin (dB)	Peak Limit (dBuV/m)	PK Margin (dB)	UNII Non-Restricted (dBuV/m)	PK Margin (dB)	Azimuth (Degs)	Height (cm)	Polarity
1	* 4.25993	40.15	PK-U	33.5	-28.3		45.35	-	-	74	-28.65	-	-	247	294	H
	* 4.26381	28.42	ADR	33.5	-28.3	.17	33.79	54	-20.21	-	-	-	-	247	294	H
4	* 4.36892	40.08	PK-U	33.6	-29.1		44.58	-	-	74	-29.42	-	-	134	355	V
	* 4.36782	29.2	ADR	33.7	-29.2	.17	33.87	54	-20.13	-	-	-	-	134	355	V
5	* 12.04836	33.24	PK-U	38.8	-19.7		52.34	-	-	74	-21.66	-	-	140	242	V
	* 12.04983	22.58	ADR	38.8	-19.7	.17	41.85	54	-12.15	-	-	-	-	140	242	V
2	7.23814	36.06	PK-U	35.9	-23.6		48.36	-	-	-	-	68.2	-19.84	193	296	H
3	13.1391	34.46	PK-U	39.1	-20.7		52.86	-	-	-	-	68.2	-15.34	236	274	H
6	17.0349	34.27	PK-U	41.1	-19.2		56.17	-	-	-	-	68.2	-12.03	135	301	V

* - indicates frequency in CFR47 Pt 15 / IC RSS-Restricted Band
PK-U - U-NII: Maximum Peak
ADR - U-NII AD primary method, RMS average

UL VERIFICATION SERVICES INC.
47173 Benicia Street, Fremont, CA 94538; USA TEL:(510) 319-4000 FAX:(510) 661-0888
This report shall not be reproduced except in full, without the written approval of UL Verification Services Inc.

CHANNEL 142 RESULTS

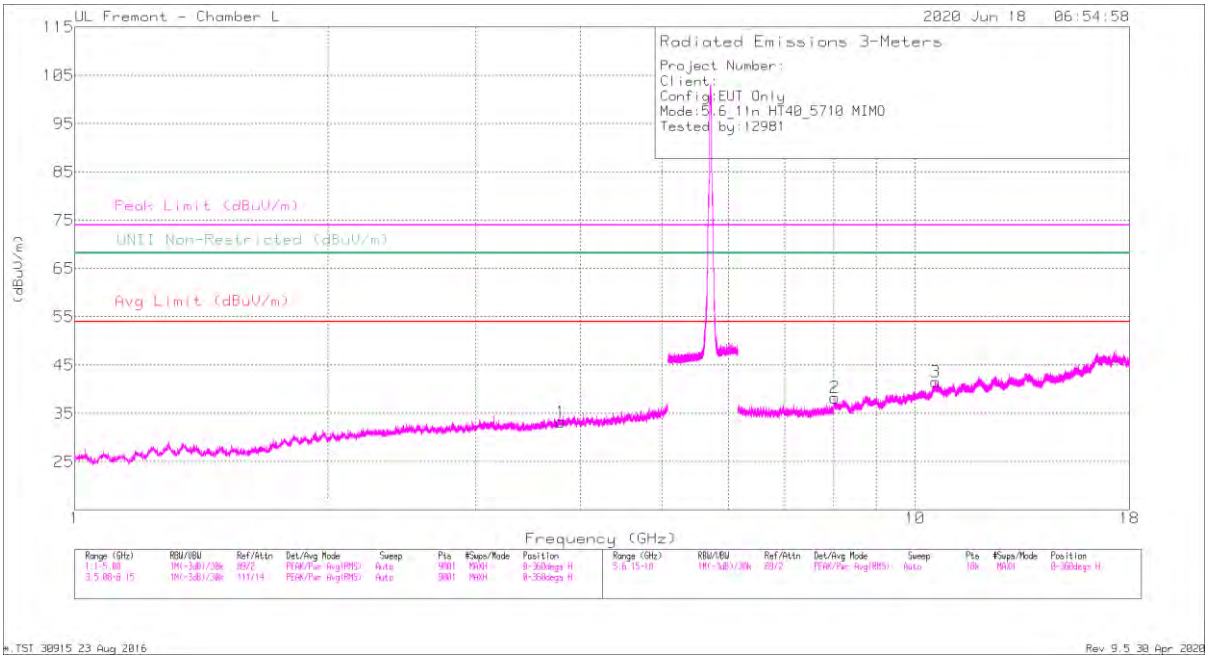

HORIZONTAL

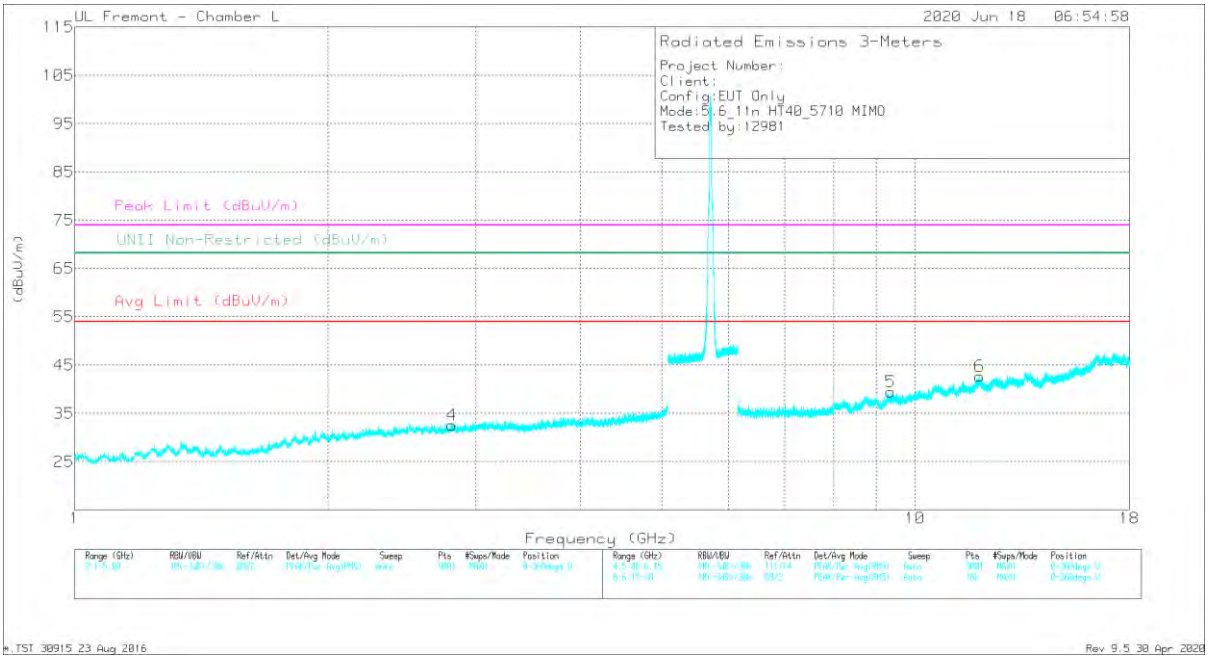

VERTICAL

UL VERIFICATION SERVICES INC.
47173 Benicia Street, Fremont, CA 94538; USA TEL:(510) 319-4000 FAX:(510) 661-0888

This report shall not be reproduced except in full, without the written approval of UL Verification Services Inc.

RADIATED EMISSIONS

Marker	Frequency (GHz)	Meter Reading (dBuV)	Det	AF 344 (dB/m)	Amp/Cbl/Fltr/Pad (dB)	DC Corr	Corrected Reading (dBuV/m)	Avg Limit (dBuV/m)	Margin (dB)	Peak Limit (dBuV/m)	PK Margin (dB)	UNII Non-Restricted (dBuV/m)	PK Margin (dB)	Azimuth (Degs)	Height (cm)	Polarity
1	* 3.79155	38.15	PK-U	33.5	-29.1		42.55	-	-	74	-31.45	-	-	166	375	H
	* 3.79189	28.11	ADR	33.5	-29.1	.17	32.68	54	-21.32	-	-	-	-	166	375	H
4	* 2.81533	38.24	PK-U	32.3	-29.6		40.94	-	-	74	-33.06	-	-	351	380	V
	* 2.8122	28.27	ADR	32.3	-29.6	.17	31.17	54	-22.86	-	-	-	-	351	380	V
2	* 8.03064	31.11	PK-U	35.8	-22.1		44.81	-	-	74	-29.19	-	-	322	107	H
	* 8.02794	21.5	ADR	35.8	-22.1	.17	35.37	54	-18.63	-	-	-	-	322	107	H
3	10.58791	33.44	PK-U	37.9	-19.9		51.44	-	-	-	-	68.2	-16.76	31	359	H
5	* 9.36328	33.26	PK-U	36.5	-21.3		48.46	-	-	74	-25.54	-	-	342	357	V
	* 9.36064	22.37	ADR	36.5	-21.3	.17	37.74	54	-16.26	-	-	-	-	342	357	V
6	* 11.93434	31.56	PK-U	38.6	-19.5		50.66	-	-	74	-23.34	-	-	44	366	V
	* 11.93268	21.68	ADR	38.6	-19.5	.17	40.95	54	-13.05	-	-	-	-	44	366	V

* - indicates frequency in CFR47 Pt 15 / IC RSS-Restricted Band
PK-U - U-NII: Maximum Peak
ADR - U-NII AD primary method, RMS average

UL VERIFICATION SERVICES INC.
47173 Benicia Street, Fremont, CA 94538; USA TEL:(510) 319-4000 FAX:(510) 661-0888

This report shall not be reproduced except in full, without the written approval of UL Verification Services Inc.

6.1.15. TX ABOVE 1 GHz 802.11ac VHT80 MODE IN THE 5.6 GHz BAND

1TX ANTENNA 6

BANDEDGE (LOW CHANNEL)

HORIZONTAL RESULT

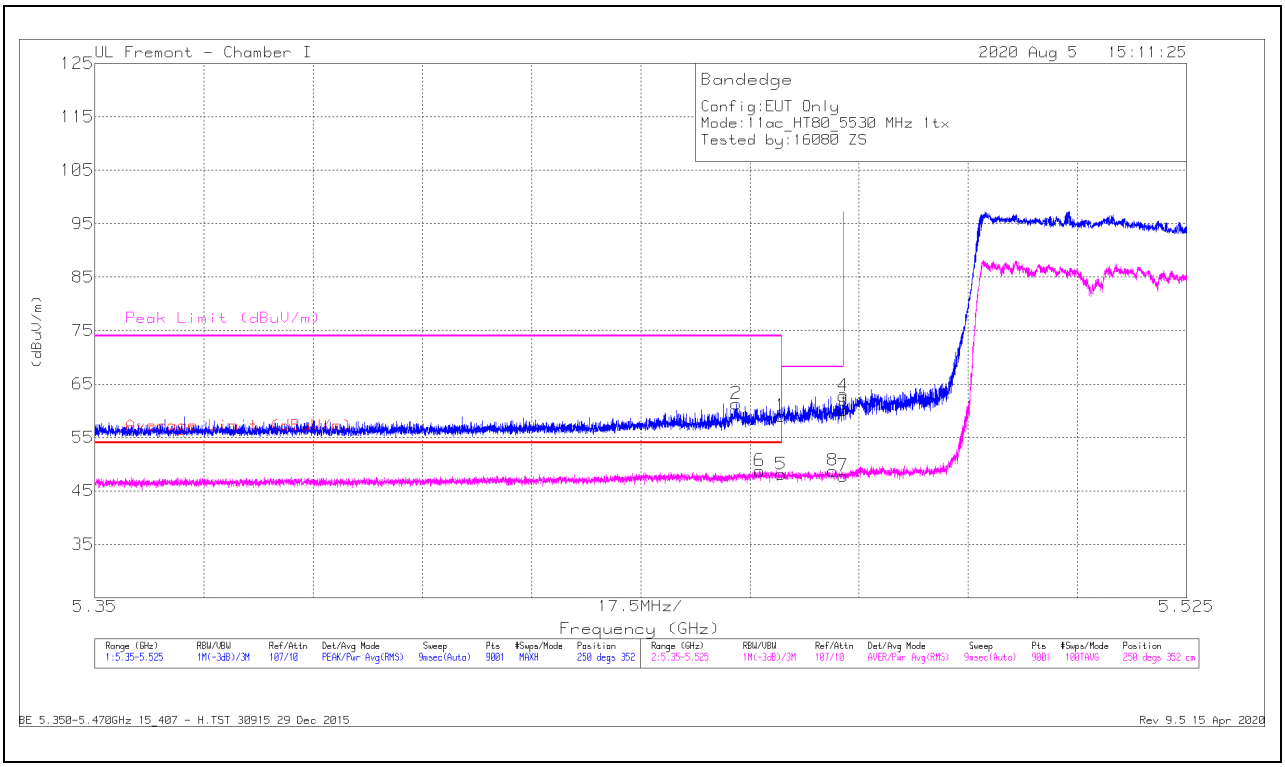

Marker	Frequency (GHz)	Meter Reading (dBuV)	Det	AF T862 (dB/m)	Amp/Cbl/Fltr/Pad (dB)	DC Corr (dB)	Corrected Reading (dBuV/m)	Average Limit (dBuV/m)	Margin (dB)	Peak Limit (dBuV/m)	PK Margin (dB)	Azimuth (Degs)	Height (cm)	Polarity
1	* 5.45999	37.95	Pk	34.9	-13.8	0	59.05	-	-	74	-14.95	250	352	H
2	* 5.45282	40.22	Pk	34.8	-13.7	0	61.32	-	-	74	-12.68	250	352	H
3	5.46999	38.99	Pk	34.9	-13.8	0	60.09	-	-	68.2	-8.11	250	352	H
4	5.46993	41.65	Pk	34.9	-13.8	0	62.75	-	-	68.2	-5.45	250	352	H
5	* 5.45999	25.75	RMS	34.9	-13.8	1.06	47.91	54	-6.09	-	-	250	352	H
6	* 5.45655	26.29	RMS	34.9	-13.7	1.06	48.55	54	-5.45	-	-	250	352	H
7	5.46999	25.45	RMS	34.9	-13.8	1.06	47.61	-	-	-	-	250	352	H
8	5.46826	26.45	RMS	34.9	-13.8	1.06	48.61	-	-	-	-	250	352	H

* - indicates frequency in CFR47 Pt 15 / IC RSS-Restricted Band
Pk - Peak detector
RMS - RMS detection

UL VERIFICATION SERVICES INC.
47173 Benicia Street, Fremont, CA 94538; USA TEL:(510) 319-4000 FAX:(510) 661-0888
This report shall not be reproduced except in full, without the written approval of UL Verification Services Inc.

VERTICAL RESULT

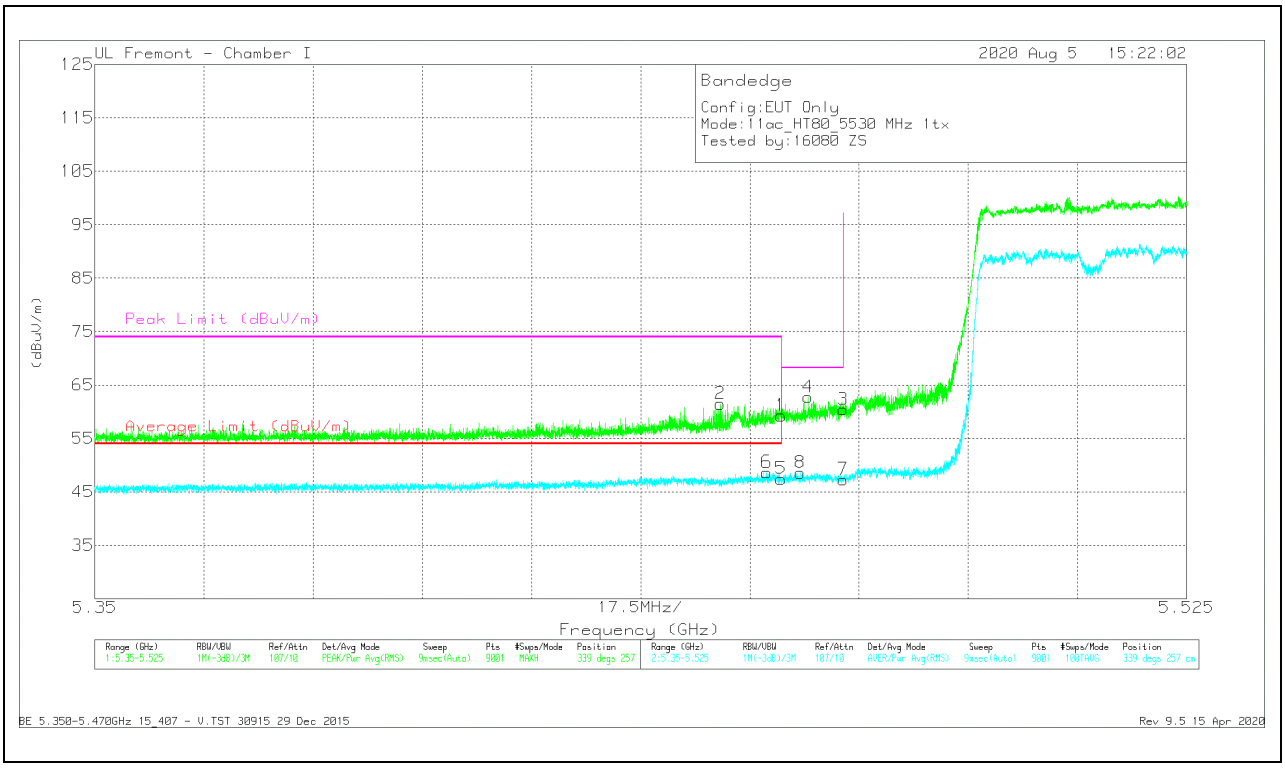

Marker	Frequency (GHz)	Meter Reading (dBuV)	Det	AF T862 (dB/m)	Amp/Cbl/Filtr/Pad (dB)	DC Corr (dB)	Corrected Reading (dBuV/m)	Average Limit (dBuV/m)	Margin (dB)	Peak Limit (dBuV/m)	PK Margin (dB)	Azimuth (Degs)	Height (cm)	Polarity
1	* 5.45999	38.18	Pk	34.9	-13.8	0	59.28	-	-	74	-14.72	339	257	V
2	* 5.45025	40.37	Pk	34.8	-13.7	0	61.47	-	-	74	-12.53	339	257	V
3	5.46999	39.31	Pk	34.9	-13.8	0	60.41	-	-	68.2	-7.79	339	257	V
4	5.46433	41.62	Pk	34.9	-13.8	0	62.72	-	-	68.2	-5.48	339	257	V
5	* 5.45999	25.11	RMS	34.9	-13.8	1.06	47.27	54	-6.73	-	-	339	257	V
6	* 5.4577	26.28	RMS	34.9	-13.8	1.06	48.44	54	-5.56	-	-	339	257	V
7	5.46999	24.93	RMS	34.9	-13.8	1.06	47.09	-	-	-	-	339	257	V
8	5.46309	26.32	RMS	34.8	-13.8	1.06	48.38	-	-	-	-	339	257	V

* - indicates frequency in CFR47 Pt 15 / IC RSS-Restricted Band
Pk - Peak detector
RMS - RMS detection

UL VERIFICATION SERVICES INC.
47173 Benicia Street, Fremont, CA 94538; USA TEL:(510) 319-4000 FAX:(510) 661-0888

This report shall not be reproduced except in full, without the written approval of UL Verification Services Inc.

1TX ANTENNA 5

BANDEDGE (LOW CHANNEL)

HORIZONTAL RESULT

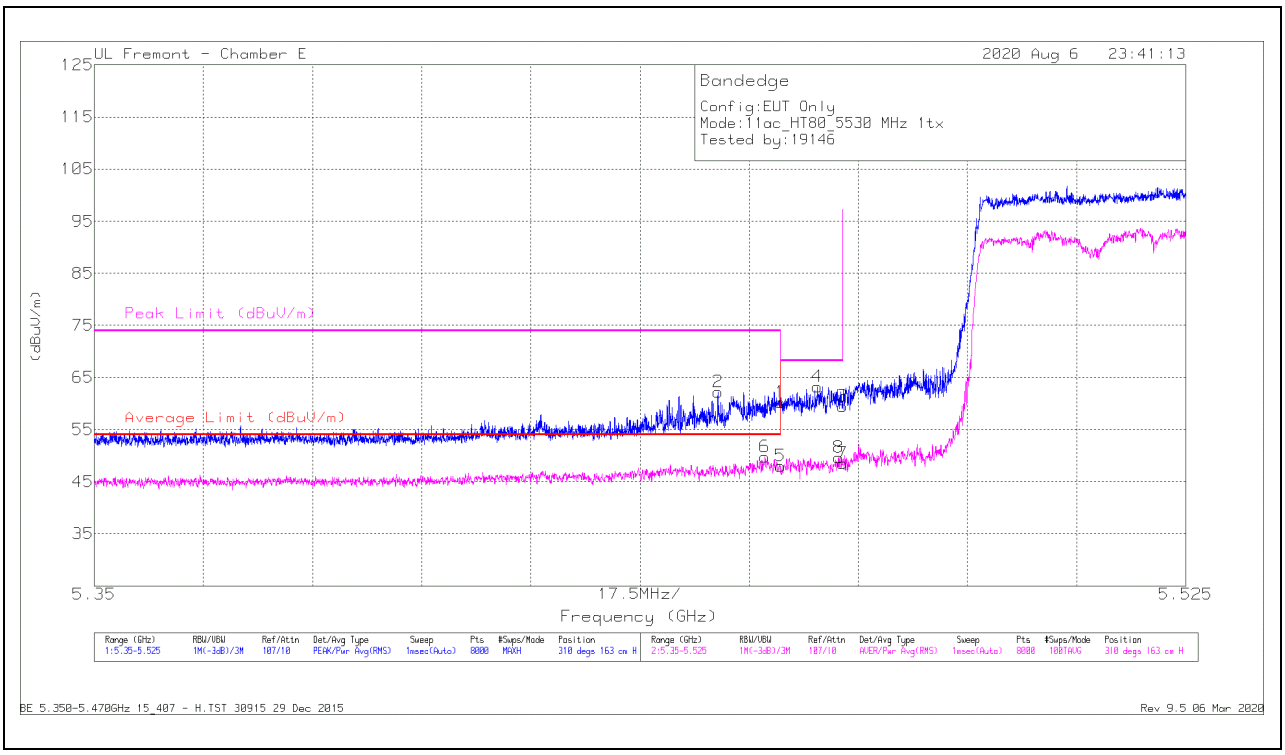

Marker	Frequency (GHz)	Meter Reading (dBuV)	Det	AF T712 (dB/m)	Amp/Cbl/Fltr/Pad (dB)	DC Corr (dB)	Corrected Reading (dBuV/m)	Average Limit (dBuV/m)	Margin (dB)	Peak Limit (dBuV/m)	PK Margin (dB)	Azimuth (Degs)	Height (cm)	Polarity
2	* 5.45	49.43	Pk	34.5	-21.7	0	62.23	-	-	74	-11.77	310	163	H
6	* 5.45753	35.56	RMS	34.6	-21.7	1.06	49.52	54	-4.48	-	-	310	163	H
1	* 5.45998	47.43	Pk	34.5	-21.7	0	60.23	-	-	74	-13.77	310	163	H
5	* 5.45998	33.99	RMS	34.5	-21.7	1.06	47.85	54	-6.15	-	-	310	163	H
4	5.46591	50.47	Pk	34.5	-21.7	0	63.27	-	-	68.2	-4.93	310	163	H
8	5.46932	35.46	RMS	34.6	-21.7	1.06	49.42	-	-	-	-	310	163	H
3	5.46998	46.59	Pk	34.6	-21.7	0	59.49	-	-	68.2	-8.71	310	163	H
7	5.46998	34.35	RMS	34.6	-21.7	1.06	48.31	-	-	-	-	310	163	H

* - indicates frequency in CFR47 Pt 15 / IC RSS-Restricted Band
Pk - Peak detector
RMS - RMS detection

UL VERIFICATION SERVICES INC.
47173 Benicia Street, Fremont, CA 94538; USA TEL:(510) 319-4000 FAX:(510) 661-0888

This report shall not be reproduced except in full, without the written approval of UL Verification Services Inc.

VERTICAL RESULT

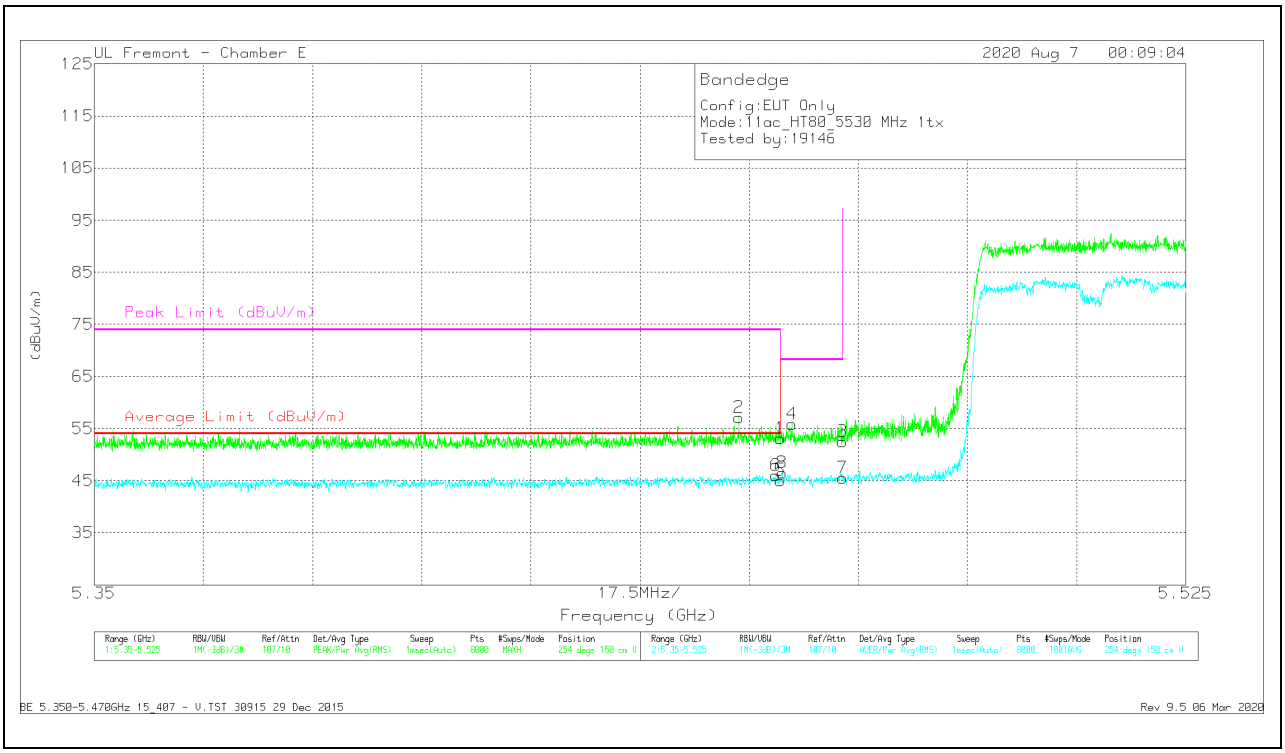

Marker	Frequency (GHz)	Meter Reading (dBuV)	Det	AF T712 (dB/m)	Amp/Cbl/Fltr/Pad (dB)	DC Corr (dB)	Corrected Reading (dBuV/m)	Average Limit (dBuV/m)	Margin (dB)	Peak Limit (dBuV/m)	PK Margin (dB)	Azimuth (Degs)	Height (cm)	Polarity
1	* 5.45998	40.32	Pk	34.5	-21.7	0	53.12	-	-	74	-20.88	254	150	V
2	* 5.45335	44.29	Pk	34.5	-21.7	0	57.09	-	-	74	-16.91	254	150	V
5	* 5.45998	31.03	RMS	34.5	-21.7	1.06	44.89	54	-9.11	-	-	254	150	V
6	* 5.45926	31.9	RMS	34.6	-21.7	1.06	45.86	54	-8.14	-	-	254	150	V
8	5.46029	32.43	RMS	34.5	-21.7	1.06	46.29	-	-	-	-	254	150	V
4	5.46186	43.1	Pk	34.5	-21.7	0	55.9	-	-	68.2	-12.3	254	150	V
3	5.46998	39.59	Pk	34.6	-21.7	0	52.49	-	-	68.2	-15.71	254	150	V
7	5.46998	31.38	RMS	34.6	-21.7	1.06	45.34	-	-	-	-	254	150	V

* - indicates frequency in CFR47 Pt 15 / IC RSS-Restricted Band
Pk - Peak detector
RMS - RMS detection

UL VERIFICATION SERVICES INC.
47173 Benicia Street, Fremont, CA 94538; USA TEL:(510) 319-4000 FAX:(510) 661-0888

This report shall not be reproduced except in full, without the written approval of UL Verification Services Inc.

2TX ANTENNA 6 + ANTENNA 5 CDD MODE

BANDEDGE (LOW CHANNEL)

HORIZONTAL RESULT

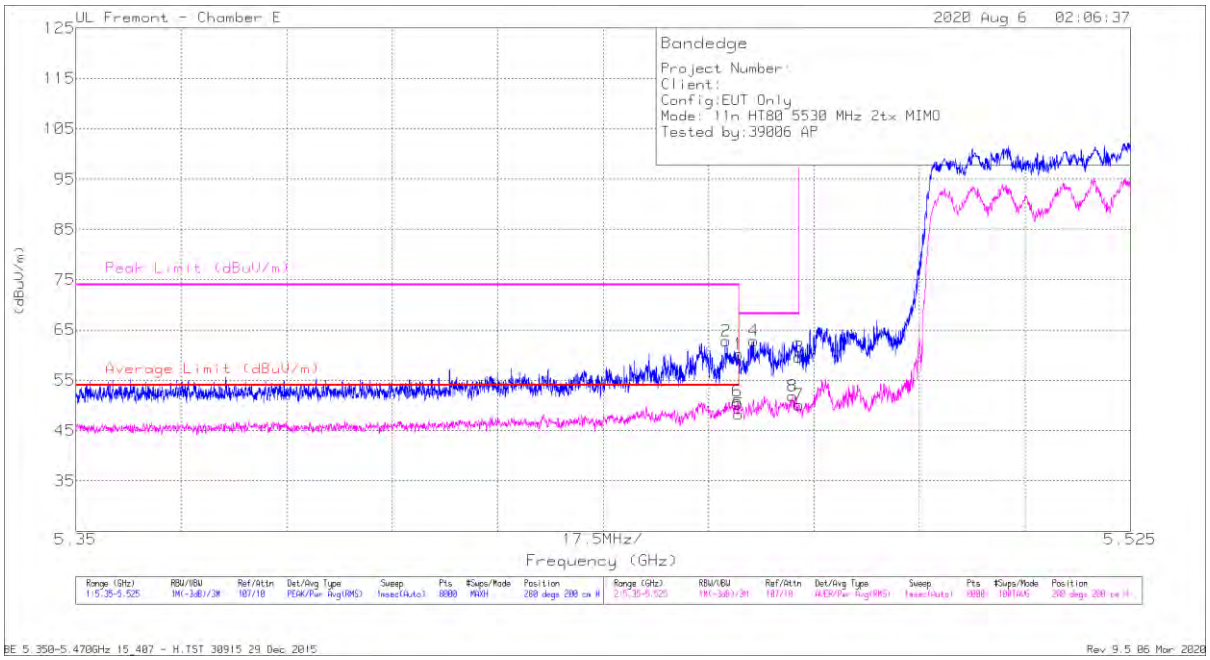

Marker	Frequency (GHz)	Meter Reading (dBuV)	Det	AF T712 (dB/m)	Amp/Cbl/Fltr/Pad (dB)	DC Corr (dB)	Corrected Reading (dBuV/m)	Average Limit (dBuV/m)	Margin (dB)	Peak Limit (dBuV/m)	PK Margin (dB)	Azimuth (Degs)	Height (cm)	Polarity
1	* 5.45998	47.38	Pk	34.5	-21.7	0	60.18	-	-	74	-13.82	280	200	H
2	* 5.45792	49.99	Pk	34.6	-21.7	0	62.89	-	-	74	-11.11	280	200	H
5	* 5.45998	34.2	RMS	34.5	-21.7	1.25	48.25	54	-5.75	-	-	280	200	H
6	* 5.45983	36.82	RMS	34.5	-21.7	1.25	50.87	54	-3.13	-	-	280	200	H
4	5.46245	50	Pk	34.5	-21.7	0	62.8	-	-	68.2	-5.4	280	200	H
8	5.46893	37.87	RMS	34.5	-21.7	1.25	51.92	-	-	-	-	280	200	H
3	5.46998	46.74	Pk	34.6	-21.7	0	59.64	-	-	68.2	-8.56	280	200	H
7	5.46998	35.98	RMS	34.6	-21.7	1.25	50.13	-	-	-	-	280	200	H

* - indicates frequency in CFR47 Pt 15 / IC RSS-Restricted Band
Pk - Peak detector
RMS - RMS detection

UL VERIFICATION SERVICES INC.
47173 Benicia Street, Fremont, CA 94538; USA TEL:(510) 319-4000 FAX:(510) 661-0888

This report shall not be reproduced except in full, without the written approval of UL Verification Services Inc.

VERTICAL RESULT

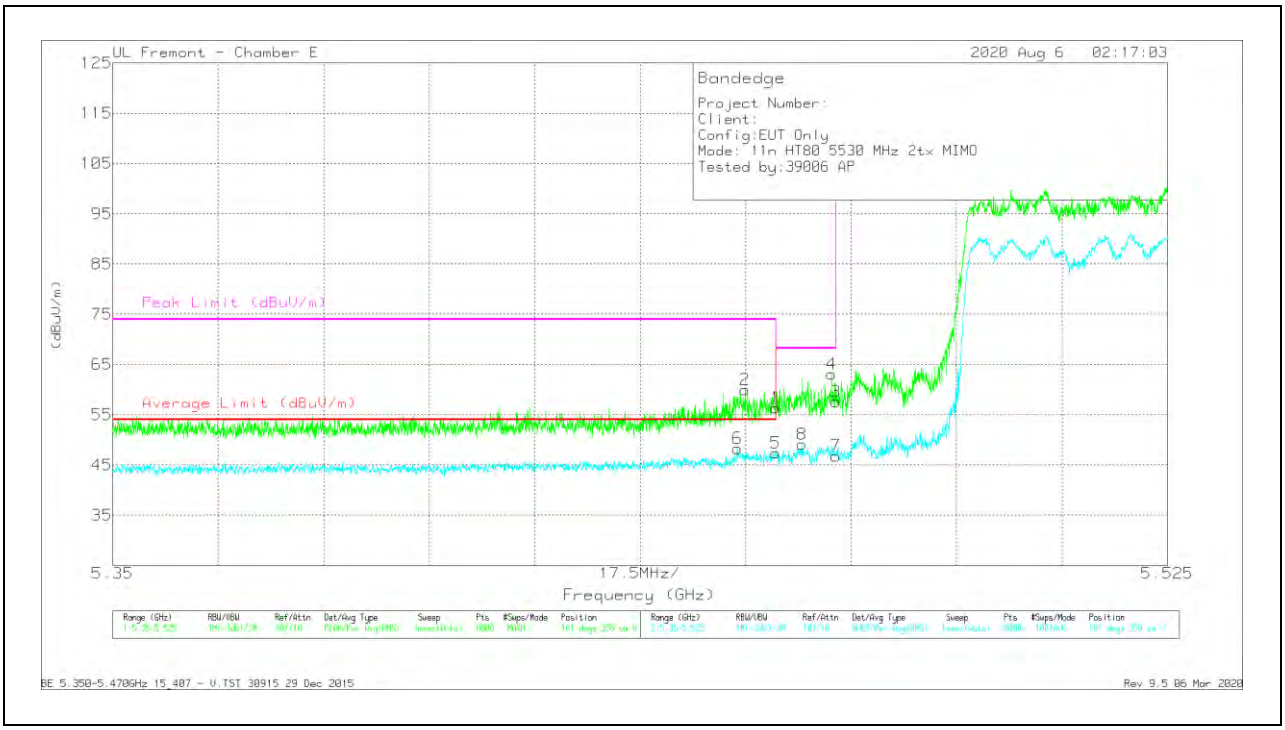

Marker	Frequency (GHz)	Meter Reading (dBuV)	Det	AF T712 (dB/m)	Amp/Cbl/Fltr/Pad (dB)	DC Corr (dB)	Corrected Reading (dBuV/m)	Average Limit (dBuV/m)	Margin (dB)	Peak Limit (dBuV/m)	PK Margin (dB)	Azimuth (Degs)	Height (cm)	Polarity
1	* 5.45998	43.62	Pk	34.5	-21.7	0	56.42	-	-	74	-17.58	181	359	V
2	* 5.45495	47.13	Pk	34.6	-21.7	0	60.03	-	-	74	-13.97	181	359	V
5	* 5.45998	33.3	RMS	34.5	-21.7	1.25	47.35	54	-6.65	-	-	181	359	V
6	* 5.45361	34.27	RMS	34.5	-21.7	1.25	48.32	54	-5.68	-	-	181	359	V
8	5.4644	35.1	RMS	34.5	-21.7	1.25	49.15	-	-	-	-	181	359	V
4	5.46926	50.16	Pk	34.6	-21.7	0	63.06	-	-	68.2	-5.14	181	359	V
3	5.46998	44.73	Pk	34.6	-21.7	0	57.63	-	-	68.2	-10.57	181	359	V
7	5.46998	32.68	RMS	34.6	-21.7	1.25	46.83	-	-	-	-	181	359	V

* - indicates frequency in CFR47 Pt 15 / IC RSS-Restricted Band
Pk - Peak detector
RMS - RMS detection

UL VERIFICATION SERVICES INC.
47173 Benicia Street, Fremont, CA 94538; USA TEL:(510) 319-4000 FAX:(510) 661-0888
This report shall not be reproduced except in full, without the written approval of UL Verification Services Inc.

HARMONICS AND SPURIOUS EMISSIONS

LOW CHANNEL RESULTS

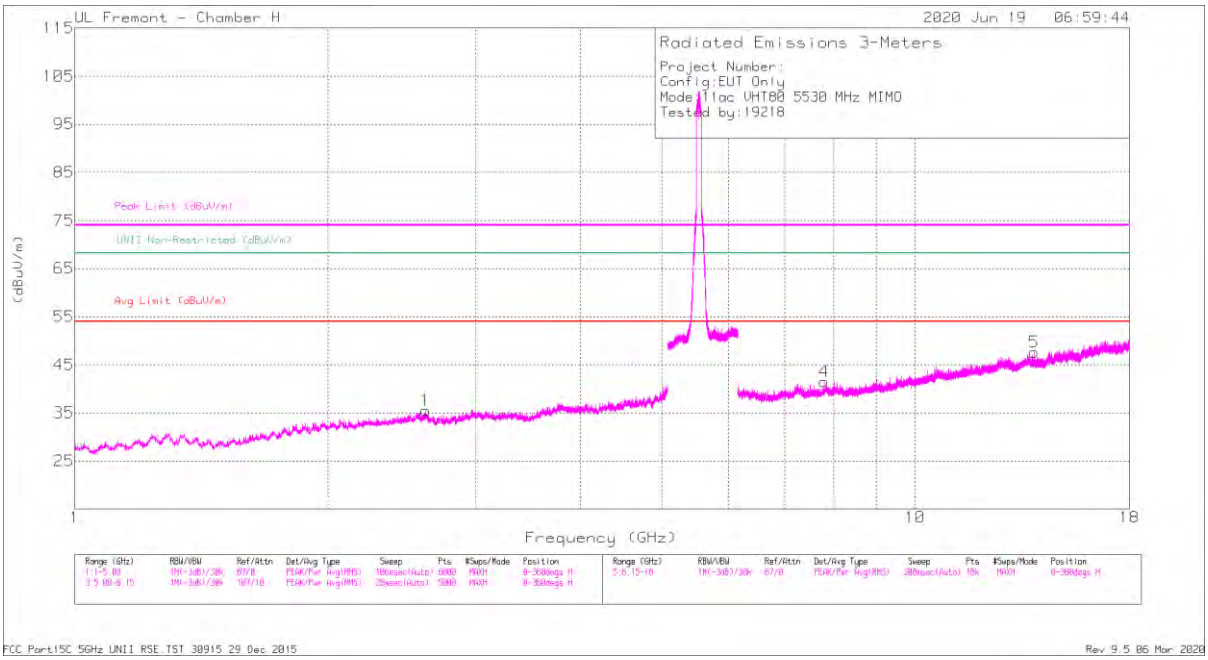

HORIZONTAL

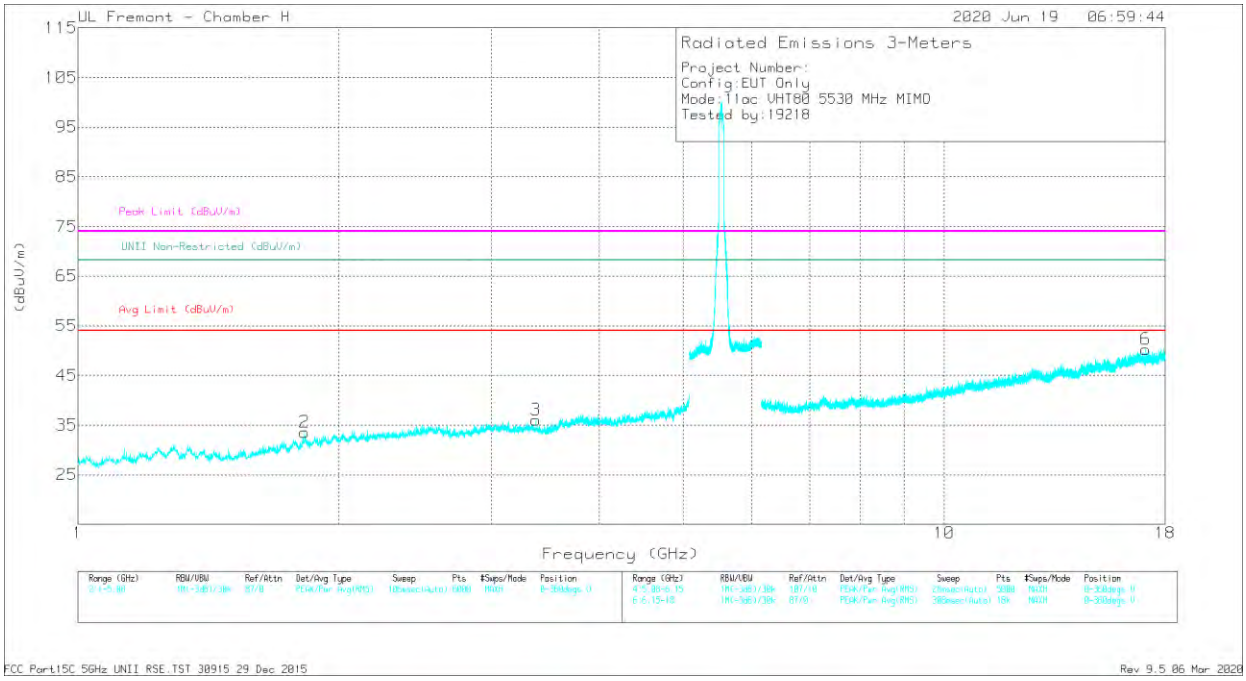

VERTICAL

UL VERIFICATION SERVICES INC.
47173 Benicia Street, Fremont, CA 94538; USA TEL:(510) 319-4000 FAX:(510) 661-0888

This report shall not be reproduced except in full, without the written approval of UL Verification Services Inc.

RADIATED EMISSIONS

Marker	Frequency (GHz)	Meter Reading (dBuV)	Det	AF T863 (dB/m)	Amp/Cbl/Fltr/Pad (dB)	Corrected Reading (dBuV/m)	UNII Non-Restricted (dBuV/m)	PK Margin (dB)	Azimuth (Degs)	Height (cm)	Polarity
2	1.82681	43.58	PK-U	30.8	-34.5	39.88	68.2	-28.32	289	174	V
1	2.61782	42.77	PK-U	32.5	-32.4	42.87	68.2	-25.33	331	140	H
3	3.37669	41.43	PK-U	32.7	-32	42.13	68.2	-26.07	249	205	V
4	7.79851	38.55	PK-U	36.2	-27	47.75	68.2	-20.45	206	234	H
5	13.87051	36.83	PK-U	39.4	-23.2	53.03	68.2	-15.17	162	268	H
6	17.10523	35.85	PK-U	42	-21.6	56.25	68.2	-11.95	104	301	V

PK-U - U-NII: Maximum Peak
ADR - U-NII AD primary method, RMS average

UL VERIFICATION SERVICES INC.
47173 Benicia Street, Fremont, CA 94538; USA TEL:(510) 319-4000 FAX:(510) 661-0888

This report shall not be reproduced except in full, without the written approval of UL Verification Services Inc.

HIGH CHANNEL RESULTS

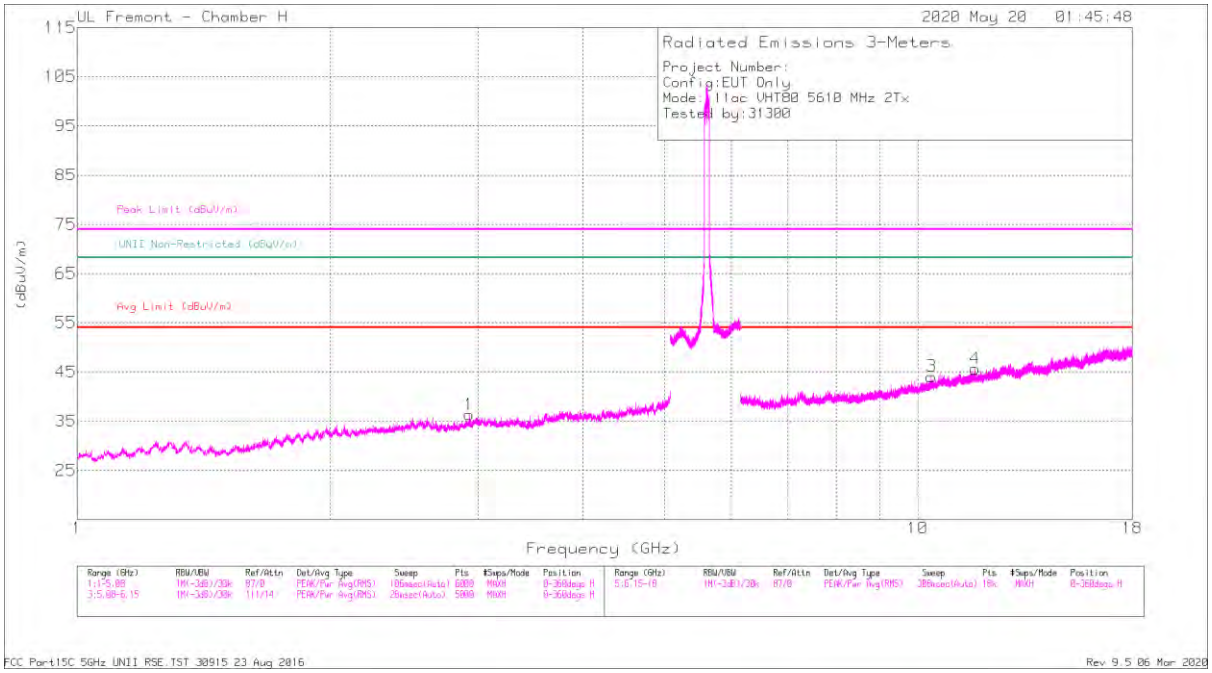

HORIZONTAL

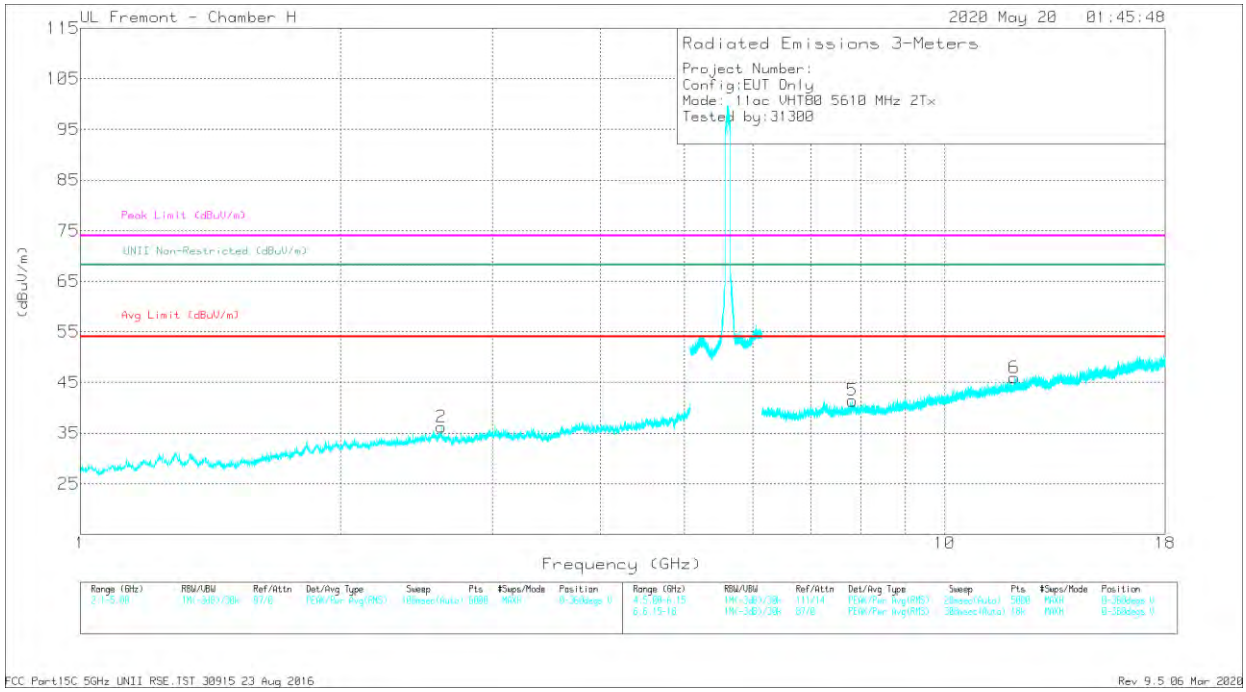

VERTICAL

UL VERIFICATION SERVICES INC.
47173 Benicia Street, Fremont, CA 94538; USA TEL:(510) 319-4000 FAX:(510) 661-0888

This report shall not be reproduced except in full, without the written approval of UL Verification Services Inc.

RADIATED EMISSIONS

Marker	Frequency (GHz)	Meter Reading (dBuV)	Det	AF T863 (dB/m)	Amp/Cbl/Fltr/Pad (dB)	DC Corr	Corrected Reading (dBuV/m)	Avg Limit (dBuV/m)	Margin (dB)	Peak Limit (dBuV/m)	PK Margin (dB)	UNII Non-Restricted (dBuV/m)	PK Margin (dB)	Azimuth (Degs)	Height (cm)	Polarity
4	* 11.69994	36.79	PK-U	38.4	-23.3		51.89	-	-	74	-22.11	-	-	108	101	H
	* 11.69899	25.07	ADR	38.4	-23.3	.33	40.50	54	-13.50	-	-	-	-	108	101	H
6	* 12.04086	37.01	PK-U	38.8	-24		51.81	-	-	74	-22.19	-	-	213	101	V
	* 12.0414	25.28	ADR	38.8	-24	.33	40.41	54	-13.59	-	-	-	-	213	101	V
2	2.6156	42.53	PK-U	32.5	-32.3		42.73	-	-	-	-	68.2	-25.47	212	200	V
1	2.92635	42.66	PK-U	32.6	-32		43.26	-	-	-	-	68.2	-24.94	360	101	H
5	7.82127	38.4	PK-U	36.2	-26.7		47.9	-	-	-	-	68.2	-20.3	192	101	V
3	10.38034	37.37	PK-U	37.4	-24.6		50.17	-	-	-	-	68.2	-18.03	330	200	H

* - indicates frequency in CFR47 Pt 15 / IC RSS-Restricted Band
PK-U - U-NII: Maximum Peak
ADR - U-NII AD primary method, RMS average

UL VERIFICATION SERVICES INC.
47173 Benicia Street, Fremont, CA 94538; USA TEL:(510) 319-4000 FAX:(510) 661-0888
This report shall not be reproduced except in full, without the written approval of UL Verification Services Inc.

CHANNEL 138 RESULTS

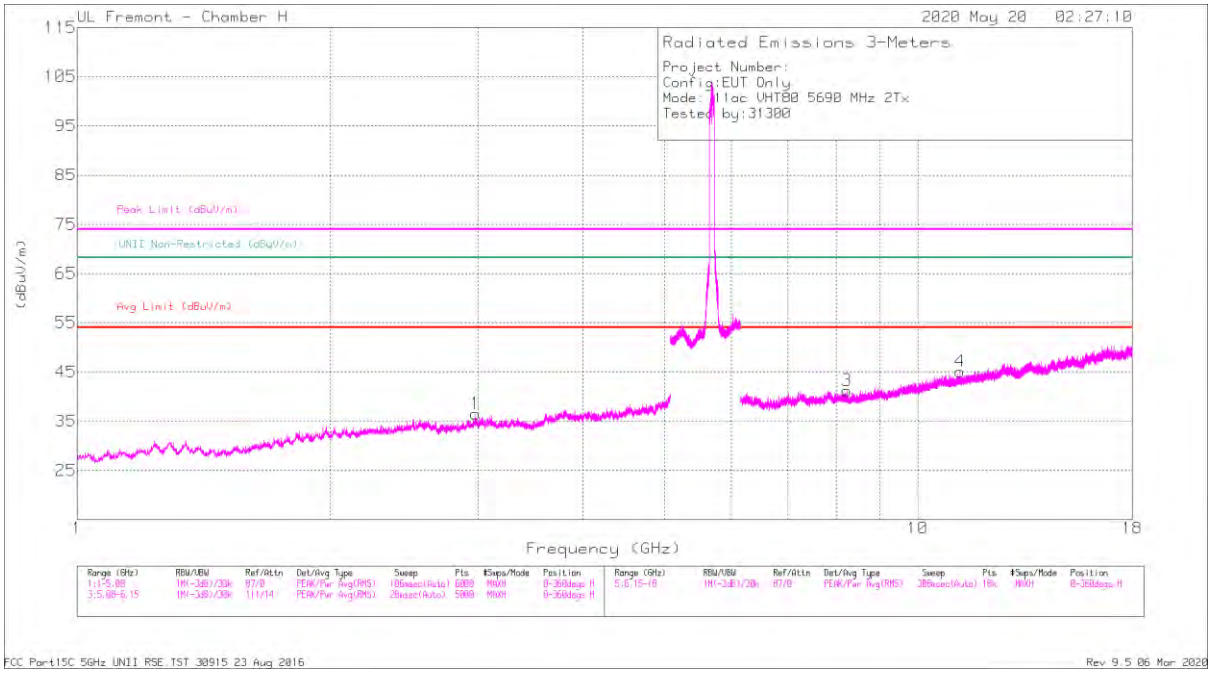

HORIZONTAL

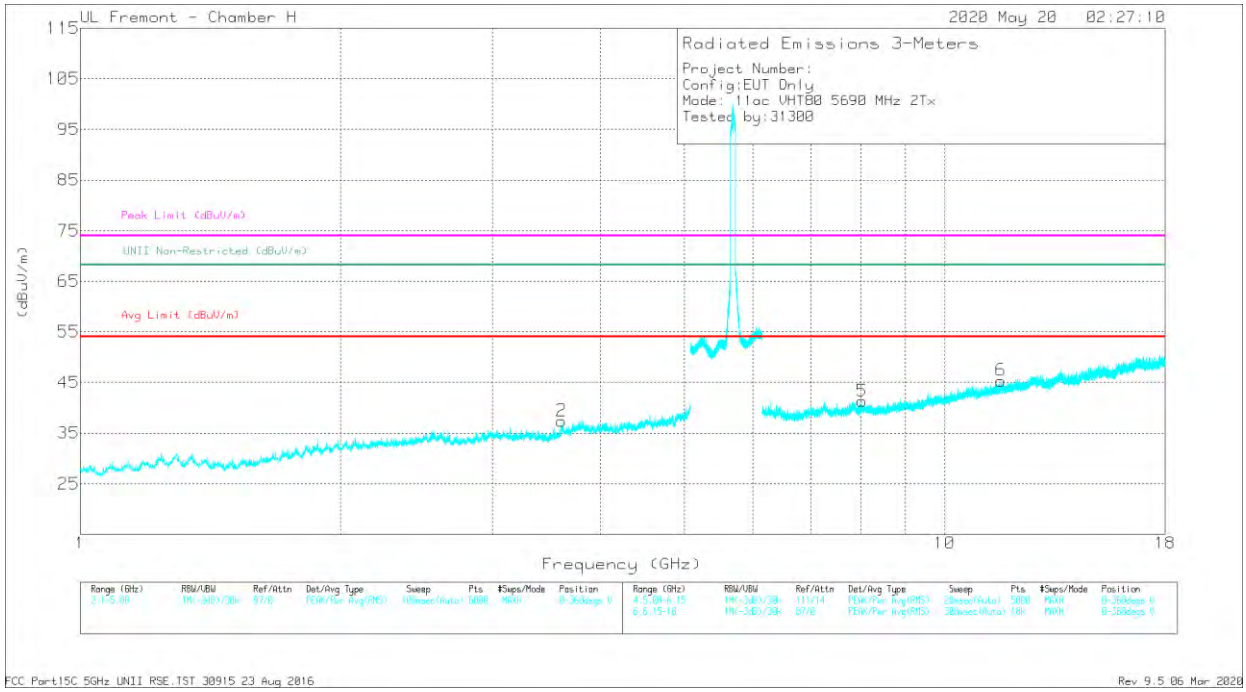

VERTICAL

UL VERIFICATION SERVICES INC.
47173 Benicia Street, Fremont, CA 94538; USA TEL:(510) 319-4000 FAX:(510) 661-0888

This report shall not be reproduced except in full, without the written approval of UL Verification Services Inc.

RADIATED EMISSIONS

Marker	Frequency (GHz)	Meter Reading (dBuV)	Det	AF T863 (dB/m)	Amp/Cbl/Fltr/Pad (dB)	DC Corr	Corrected Reading (dBuV/m)	Avg Limit (dBuV/m)	Margin (dB)	Peak Limit (dBuV/m)	PK Margin (dB)	UNII Non-Restricted (dBuV/m)	PK Margin (dB)	Azimuth (Degs)	Height (cm)	Polarity
2	* 3.60804	43.34	PK-U	33	-32.3		44.04	-	-	74	-29.96	-	-	0	101	V
	* 3.60526	31.61	ADR	33	-32.4	.33	32.54	54	-21.46	-	-	-	-	0	101	V
3	* 8.24064	37.95	PK-U	36.1	-26.9		47.15	-	-	74	-26.85	-	-	69	101	H
	* 8.24299	26.45	ADR	36.1	-26.9	.33	35.98	54	-18.02	-	-	-	-	69	101	H
4	* 11.22122	37.24	PK-U	37.9	-24		51.14	-	-	74	-22.86	-	-	136	101	H
	* 11.22062	26.05	ADR	37.9	-23.9	.33	40.38	54	-13.62	-	-	-	-	136	101	H
5	* 8.02605	38.69	PK-U	36.1	-26.9		47.89	-	-	74	-26.11	-	-	98	101	V
	* 8.02676	27.39	ADR	36.1	-26.9	.33	36.92	54	-17.08	-	-	-	-	98	101	V
6	* 11.61765	37.11	PK-U	38.4	-23.5		52.01	-	-	74	-21.99	-	-	156	101	V
	* 11.61946	25.61	ADR	38.4	-23.5	.33	40.84	54	-13.16	-	-	-	-	156	101	V
1	2.97672	42.47	PK-U	32.8	-31.7		43.57	-	-	-	-	68.2	-24.63	28	101	H

* - indicates frequency in CFR47 Pt 15 / IC RSS-Restricted Band
PK-U - U-NII: Maximum Peak
ADR - U-NII AD primary method, RMS average

UL VERIFICATION SERVICES INC.
47173 Benicia Street, Fremont, CA 94538; USA TEL:(510) 319-4000 FAX:(510) 661-0888
This report shall not be reproduced except in full, without the written approval of UL Verification Services Inc.

6.1.16. TX ABOVE 1 GHz 802.11ax HE20 MODE IN THE 5.6 GHz BAND

1TX ANTENNA 6 – 242 Tones, RU Index 61

BANDEDGE (LOW CHANNEL)

HORIZONTAL RESULT

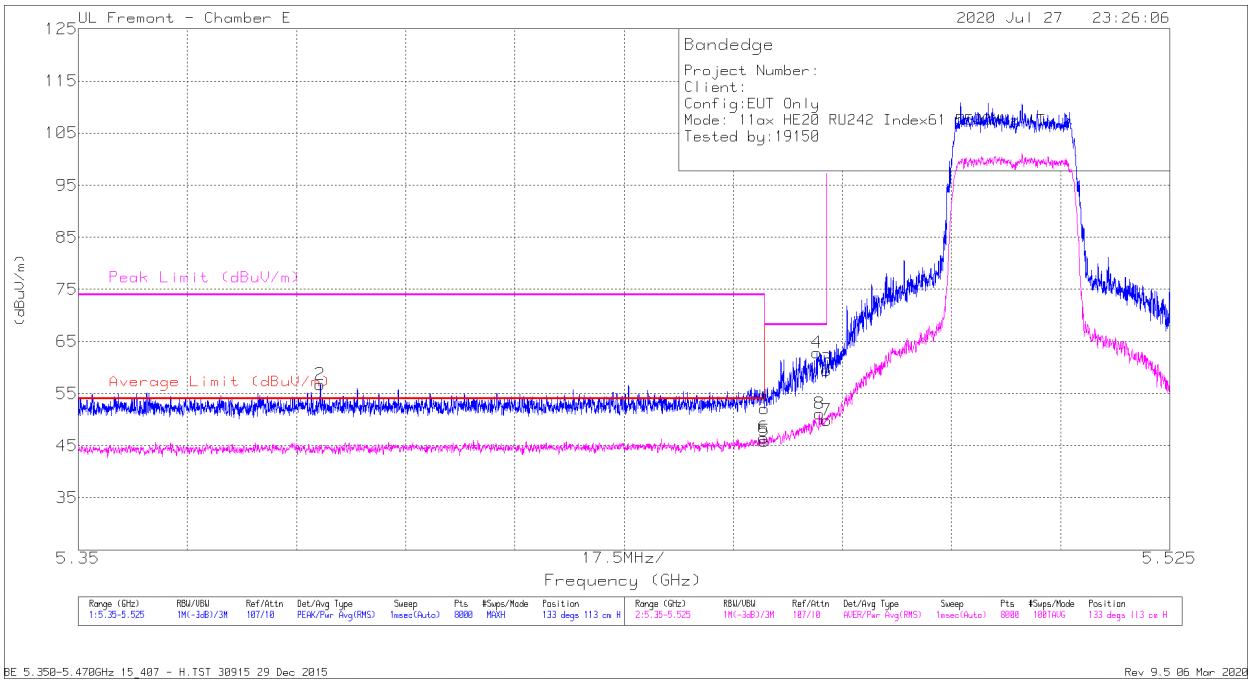

Marker	Frequency (GHz)	Meter Reading (dBuV)	Det	AF T712 (dB/m)	Amp/Cbl/Fltr/Pad (dB)	Corrected Reading (dBuV/m)	Average Limit (dBuV/m)	Margin (dB)	Peak Limit (dBuV/m)	PK Margin (dB)	Azimuth (Degs)	Height (cm)	Polarity
1	* 5.45998	39.32	Pk	34.5	-21.7	52.12	-	-	74	-21.88	133	113	H
2	* 5.38881	44.03	Pk	34.4	-21.7	56.73	-	-	74	-17.27	133	113	H
5	* 5.45998	33.07	RMS	34.5	-21.7	45.87	54	-8.13	-	-	133	113	H
6	* 5.45992	33.68	RMS	34.5	-21.7	46.48	54	-7.52	-	-	133	113	H
4	5.4684	50.05	Pk	34.5	-21.7	62.85	-	-	68.2	-5.35	133	113	H
8	5.46882	38.29	RMS	34.5	-21.7	51.09	-	-	-	-	133	113	H
3	5.46998	46.64	Pk	34.6	-21.7	59.54	-	-	68.2	-8.66	133	113	H
7	5.46998	37.02	RMS	34.6	-21.7	49.92	-	-	-	-	133	113	H

* - indicates frequency in CFR47 Pt 15 / IC RSS-Restricted Band
Pk - Peak detector
RMS - RMS detection

UL VERIFICATION SERVICES INC.
47173 Benicia Street, Fremont, CA 94538; USA TEL:(510) 319-4000 FAX:(510) 661-0888
This report shall not be reproduced except in full, without the written approval of UL Verification Services Inc.

VERTICAL RESULT

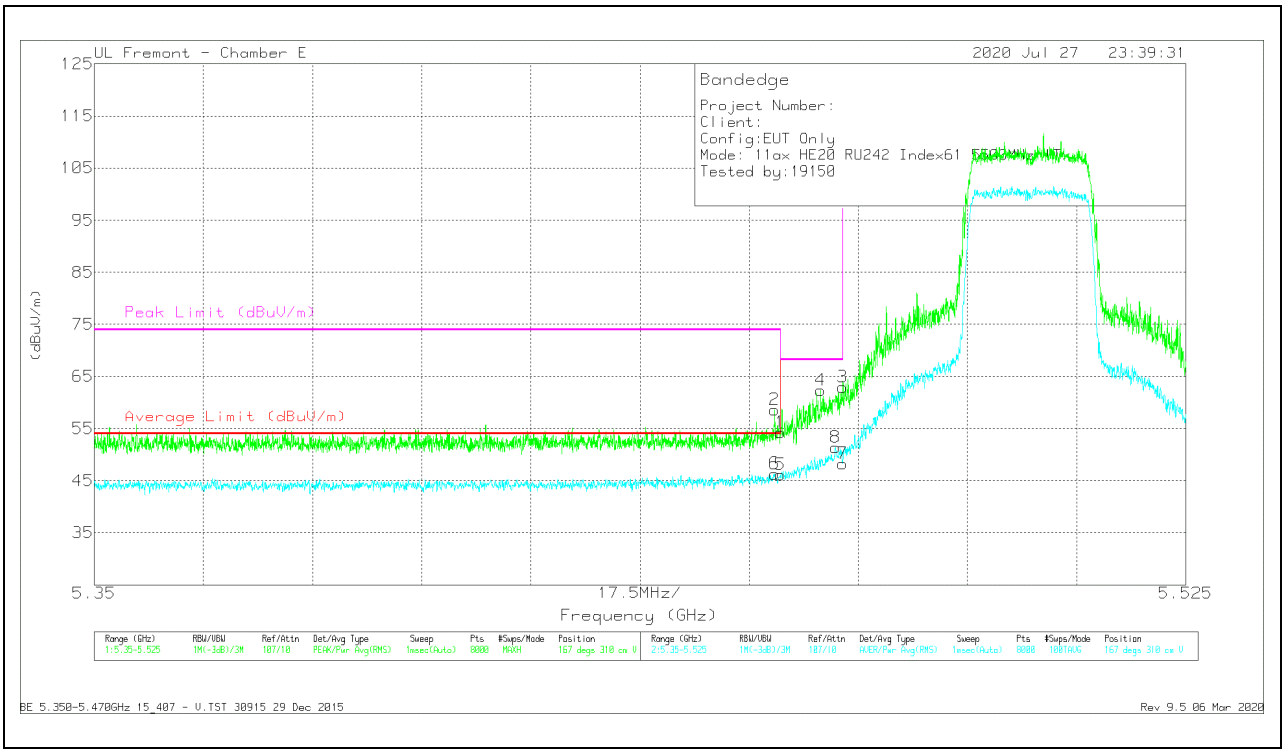

Marker	Frequency (GHz)	Meter Reading (dBuV)	Det	AF T712 (dB/m)	Amp/Cbl/Fltr/Pad (dB)	Corrected Reading (dBuV/m)	Average Limit (dBuV/m)	Margin (dB)	Peak Limit (dBuV/m)	PK Margin (dB)	Azimuth (Degs)	Height (cm)	Polarity
1	* 5.45998	41.5	Pk	34.5	-21.7	54.3	-	-	74	-19.7	167	310	V
2	* 5.45908	45.7	Pk	34.6	-21.7	58.6	-	-	74	-15.4	167	310	V
5	* 5.45998	33.29	RMS	34.5	-21.7	46.09	54	-7.91	-	-	167	310	V
6	* 5.45911	33.43	RMS	34.6	-21.7	46.33	54	-7.67	-	-	167	310	V
4	5.46648	49.57	Pk	34.5	-21.7	62.37	-	-	68.2	-5.83	167	310	V
8	5.46882	38.6	RMS	34.5	-21.7	51.4	-	-	-	-	167	310	V
3	5.46998	50.03	Pk	34.6	-21.7	62.93	-	-	68.2	-5.27	167	310	V
7	5.46998	35.37	RMS	34.6	-21.7	48.27	-	-	-	-	167	310	V

* - indicates frequency in CFR47 Pt 15 / IC RSS-Restricted Band
Pk - Peak detector
RMS - RMS detection

UL VERIFICATION SERVICES INC.
47173 Benicia Street, Fremont, CA 94538; USA TEL:(510) 319-4000 FAX:(510) 661-0888

This report shall not be reproduced except in full, without the written approval of UL Verification Services Inc.

BANDEDGE (HIGH CHANNEL)

HORIZONTAL RESULT

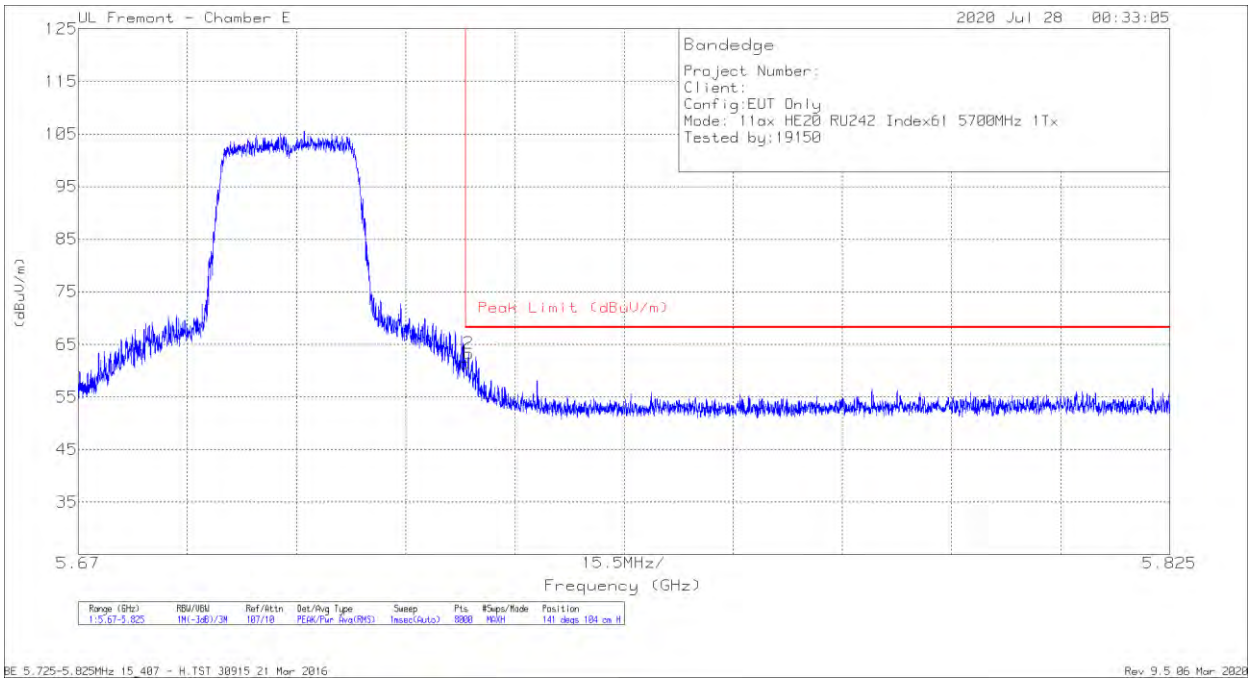

Marker	Frequency (GHz)	Meter Reading (dBuV)	Det	AF T712 (dB/m)	Amp/Cbl/Fltr/Pad (dB)	Corrected Reading (dBuV/m)	Peak Limit (dBuV/m)	PK Margin (dB)	Azimuth (Degs)	Height (cm)	Polarity
1	5.72501	47.94	Pk	34.7	-21.2	61.44	68.2	-6.76	141	104	H
2	5.72542	49.77	Pk	34.7	-21.2	63.27	68.2	-4.93	141	104	H

Pk - Peak detector

UL VERIFICATION SERVICES INC.
47173 Benicia Street, Fremont, CA 94538; USA TEL:(510) 319-4000 FAX:(510) 661-0888

This report shall not be reproduced except in full, without the written approval of UL Verification Services Inc.

VERTICAL RESULT

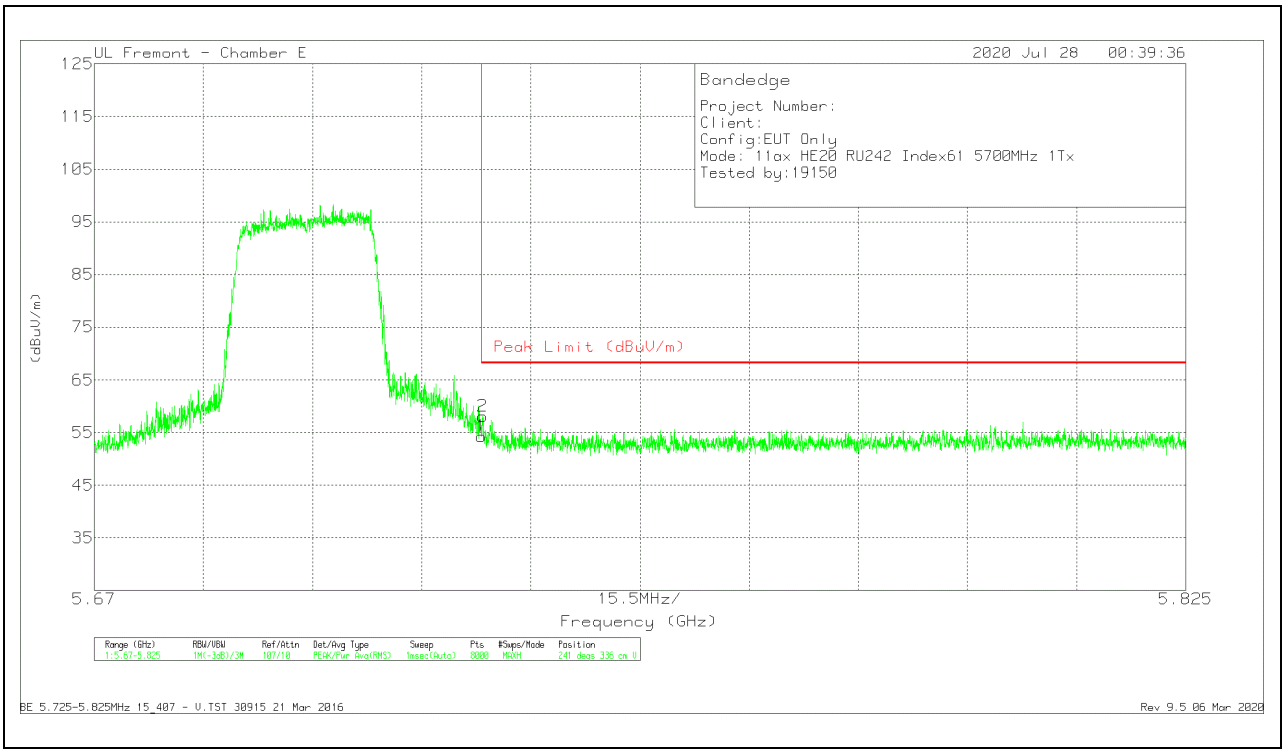

Marker	Frequency (GHz)	Meter Reading (dBuV)	Det	AF T712 (dB/m)	Amp/Cbl/Fltr/Pad (dB)	Corrected Reading (dBuV/m)	Peak Limit (dBuV/m)	PK Margin (dB)	Azimuth (Degs)	Height (cm)	Polarity
1	5.72501	40.79	Pk	34.7	-21.2	54.29	68.2	-13.91	241	336	V
2	5.72519	44.62	Pk	34.7	-21.2	58.12	68.2	-10.08	241	336	V

Pk - Peak detector

UL VERIFICATION SERVICES INC.
47173 Benicia Street, Fremont, CA 94538; USA TEL:(510) 319-4000 FAX:(510) 661-0888

This report shall not be reproduced except in full, without the written approval of UL Verification Services Inc.

1TX ANTENNA 6 – 26 Tones, RU Index 0

BANDEDGE (LOW CHANNEL)

HORIZONTAL RESULT

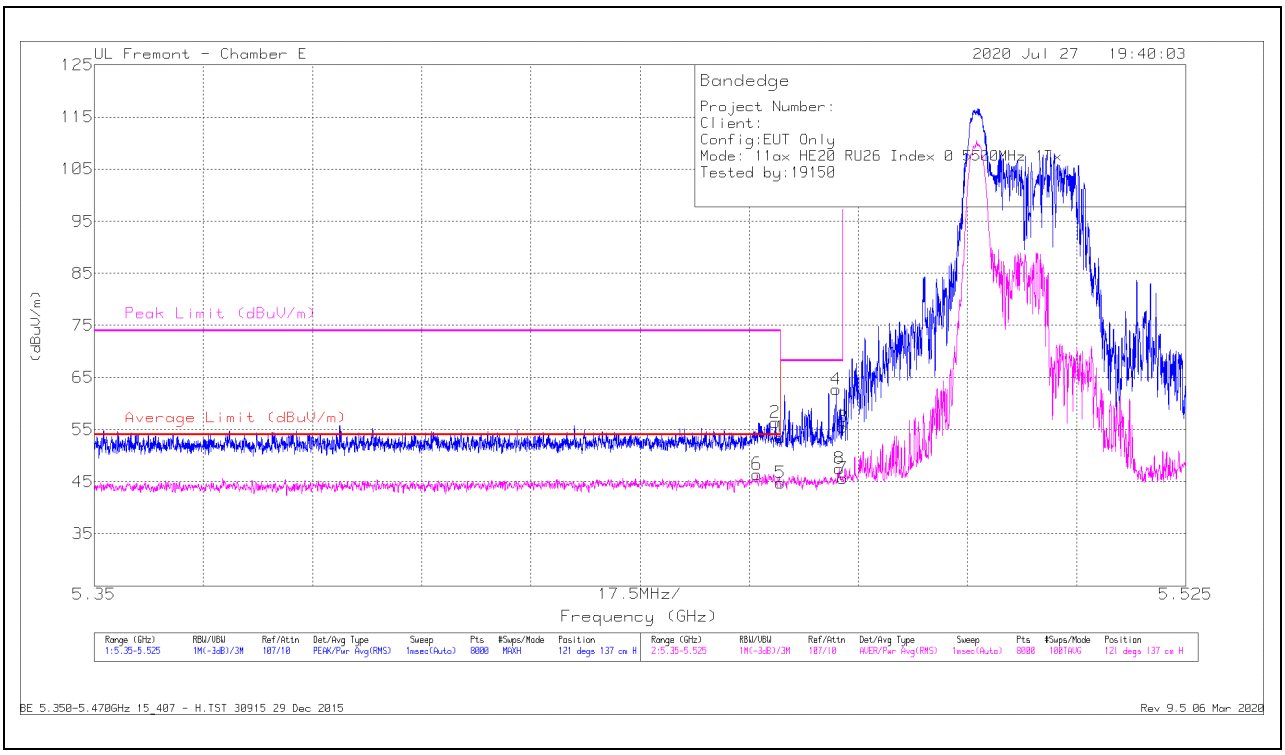

Marker	Frequency (GHz)	Meter Reading (dBuV)	Det	AF T712 (dB/m)	Amp/Cbl/Fltr/Pad (dB)	Corrected Reading (dBuV/m)	Average Limit (dBuV/m)	Margin (dB)	Peak Limit (dBuV/m)	PK Margin (dB)	Azimuth (Degs)	Height (cm)	Polarity
1	* 5.45998	40.68	Pk	34.5	-21.7	53.48	-	-	74	-20.52	121	137	H
2	* 5.45919	43.5	Pk	34.6	-21.7	56.4	-	-	74	-17.6	121	137	H
5	* 5.45998	31.95	RMS	34.5	-21.7	44.75	54	-9.25	-	-	121	137	H
6	* 5.45631	33.55	RMS	34.6	-21.7	46.45	54	-7.55	-	-	121	137	H
4	5.46895	49.92	Pk	34.5	-21.7	62.72	-	-	68.2	-5.48	121	137	H
8	5.46945	34.58	RMS	34.6	-21.7	47.48	-	-	-	-	121	137	H
3	5.46998	42.62	Pk	34.6	-21.7	55.52	-	-	68.2	-12.68	121	137	H
7	5.46998	32.75	RMS	34.6	-21.7	45.65	-	-	-	-	121	137	H

* - indicates frequency in CFR47 Pt 15 / IC RSS-Restricted Band
Pk - Peak detector
RMS - RMS detection

UL VERIFICATION SERVICES INC.
47173 Benicia Street, Fremont, CA 94538; USA TEL:(510) 319-4000 FAX:(510) 661-0888
This report shall not be reproduced except in full, without the written approval of UL Verification Services Inc.

VERTICAL RESULT

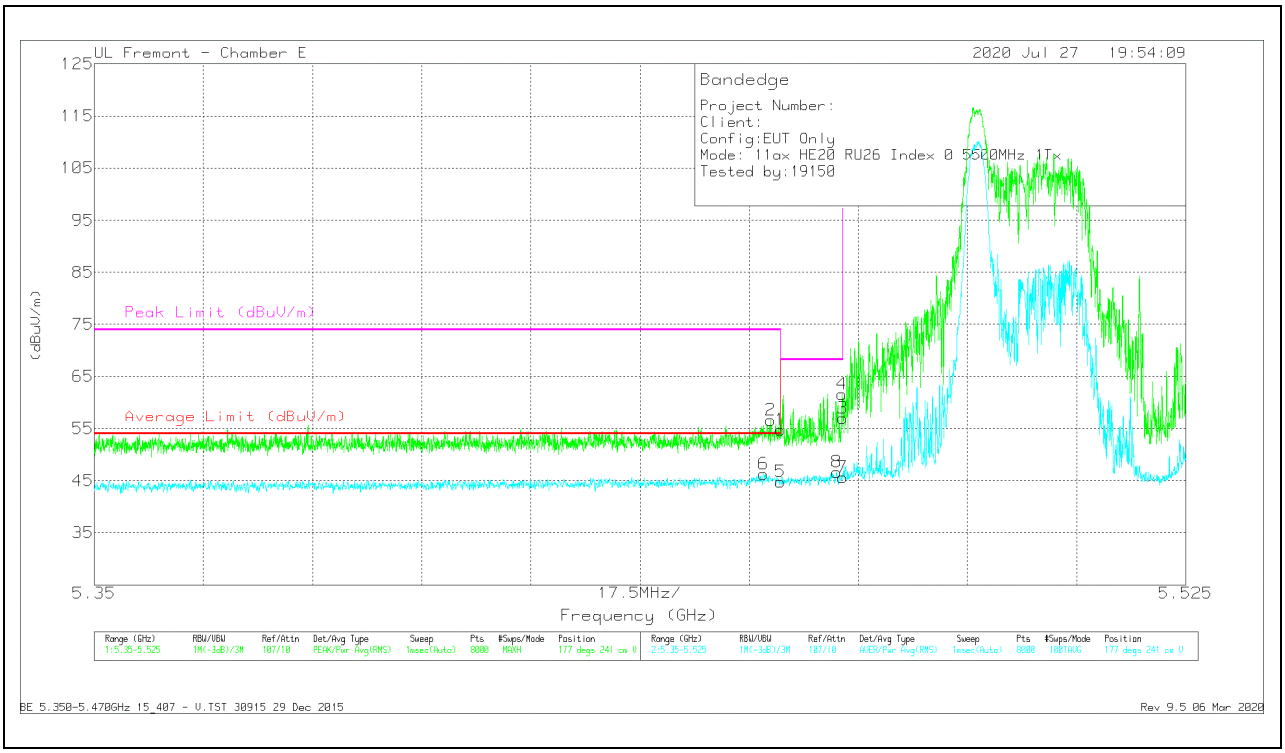

Marker	Frequency (GHz)	Meter Reading (dBuV)	Det	AF T712 (dB/m)	Amp/Cbl/Fltr/Pad (dB)	Corrected Reading (dBuV/m)	Average Limit (dBuV/m)	Margin (dB)	Peak Limit (dBuV/m)	PK Margin (dB)	Azimuth (Degs)	Height (cm)	Polarity
1	* 5.45998	41.99	Pk	34.5	-21.7	54.79	-	-	74	-19.21	177	241	V
2	* 5.45847	43.7	Pk	34.6	-21.7	56.6	-	-	74	-17.4	177	241	V
5	* 5.45998	31.94	RMS	34.5	-21.7	44.74	54	-9.26	-	-	177	241	V
6	* 5.45729	33.41	RMS	34.6	-21.7	46.31	54	-7.69	-	-	177	241	V
8	5.46904	33.79	RMS	34.6	-21.7	46.69	-	-	-	-	177	241	V
4	5.46987	48.71	Pk	34.6	-21.7	61.61	-	-	68.2	-6.59	177	241	V
3	5.46998	44.06	Pk	34.6	-21.7	56.96	-	-	68.2	-11.24	177	241	V
7	5.46998	32.78	RMS	34.6	-21.7	45.68	-	-	-	-	177	241	V

* - indicates frequency in CFR47 Pt 15 / IC RSS-Restricted Band
Pk - Peak detector
RMS - RMS detection

UL VERIFICATION SERVICES INC.
47173 Benicia Street, Fremont, CA 94538; USA TEL:(510) 319-4000 FAX:(510) 661-0888

This report shall not be reproduced except in full, without the written approval of UL Verification Services Inc.

1TX ANTENNA 6 – 26 Tones, RU Index 8

BANDEDGE (HIGH CHANNEL)

HORIZONTAL RESULT

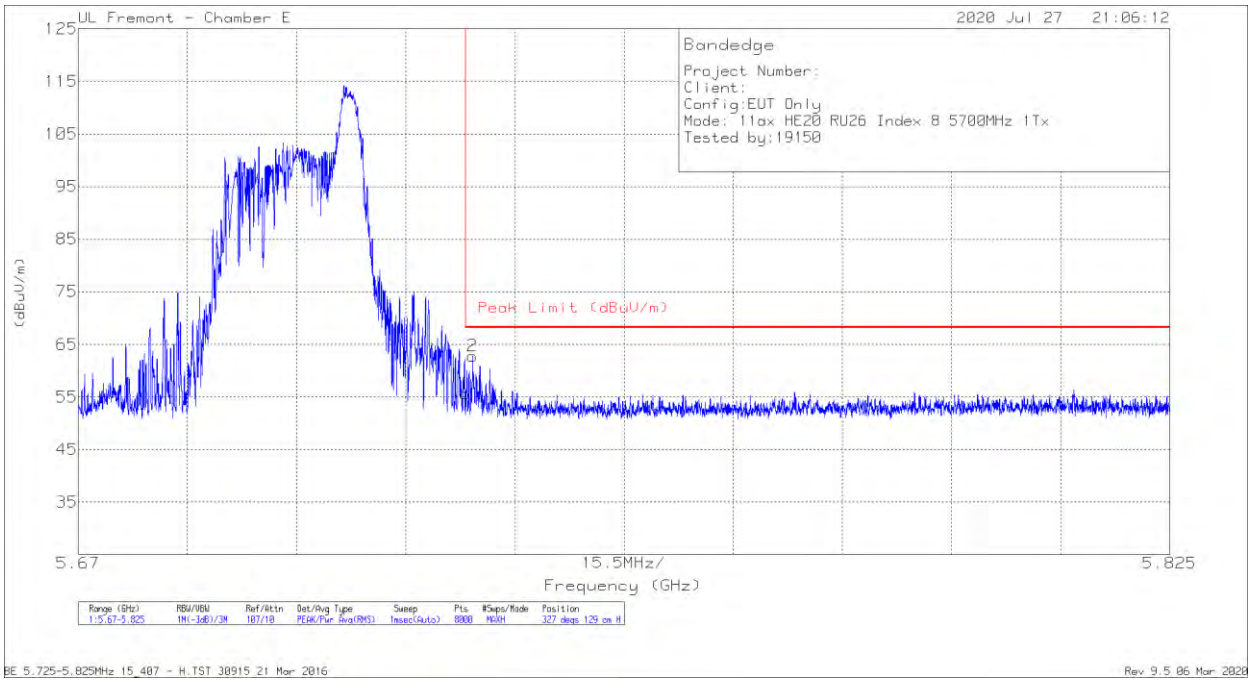

Marker	Frequency (GHz)	Meter Reading (dBuV)	Det	AF T712 (dB/m)	Amp/Cbl/Fltr/Pad (dB)	Corrected Reading (dBuV/m)	Peak Limit (dBuV/m)	PK Margin (dB)	Azimuth (Degs)	Height (cm)	Polarity
1	5.72501	42.13	Pk	34.7	-21.2	55.63	68.2	-12.57	327	129	H
2	5.72598	49.27	Pk	34.7	-21.2	62.77	68.2	-5.43	327	129	H

Pk - Peak detector

UL VERIFICATION SERVICES INC.
47173 Benicia Street, Fremont, CA 94538; USA TEL:(510) 319-4000 FAX:(510) 661-0888

This report shall not be reproduced except in full, without the written approval of UL Verification Services Inc.

VERTICAL RESULT

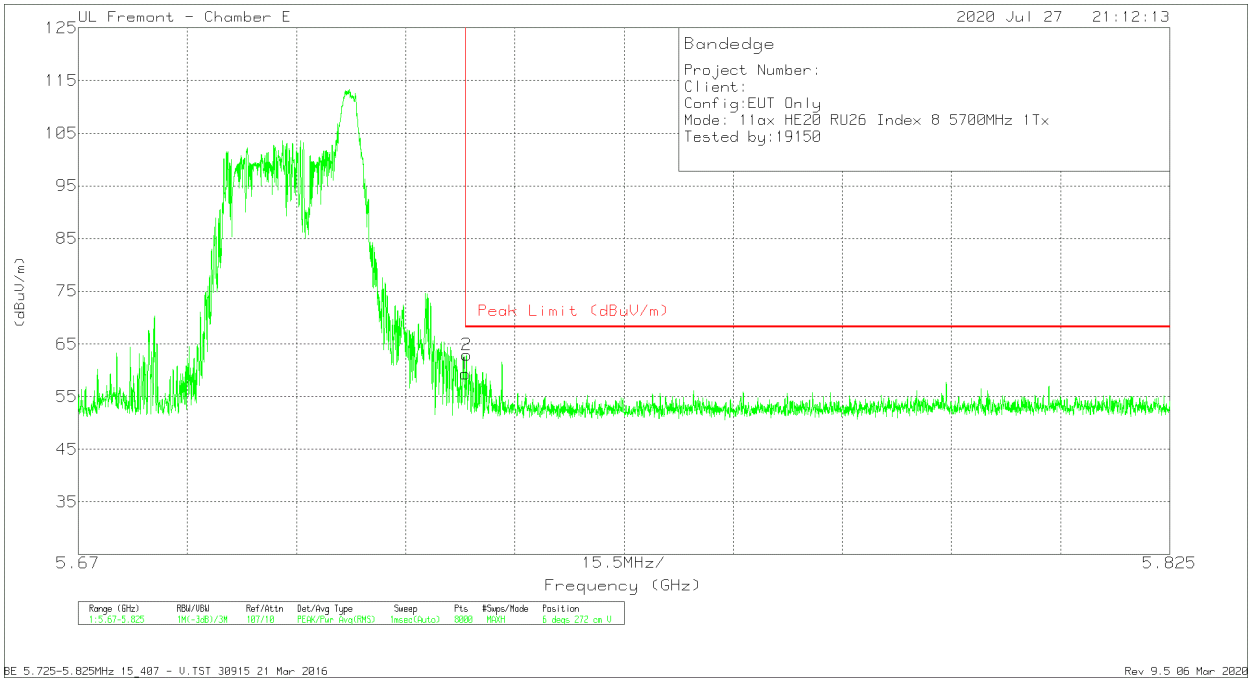

Marker	Frequency (GHz)	Meter Reading (dBuV)	Det	AF T712 (dB/m)	Amp/Cbl/Fltr/Pad (dB)	Corrected Reading (dBuV/m)	Peak Limit (dBuV/m)	PK Margin (dB)	Azimuth (Degs)	Height (cm)	Polarity
1	5.72501	45.85	Pk	34.7	-21.2	59.35	68.2	-8.85	6	272	V
2	5.72513	49.35	Pk	34.7	-21.2	62.85	68.2	-5.35	6	272	V

Pk - Peak detector

UL VERIFICATION SERVICES INC.
47173 Benicia Street, Fremont, CA 94538; USA TEL:(510) 319-4000 FAX:(510) 661-0888

This report shall not be reproduced except in full, without the written approval of UL Verification Services Inc.

1TX ANTENNA 5 – 242 Tones, RU Index 61

BANDEDGE (LOW CHANNEL)

HORIZONTAL RESULT

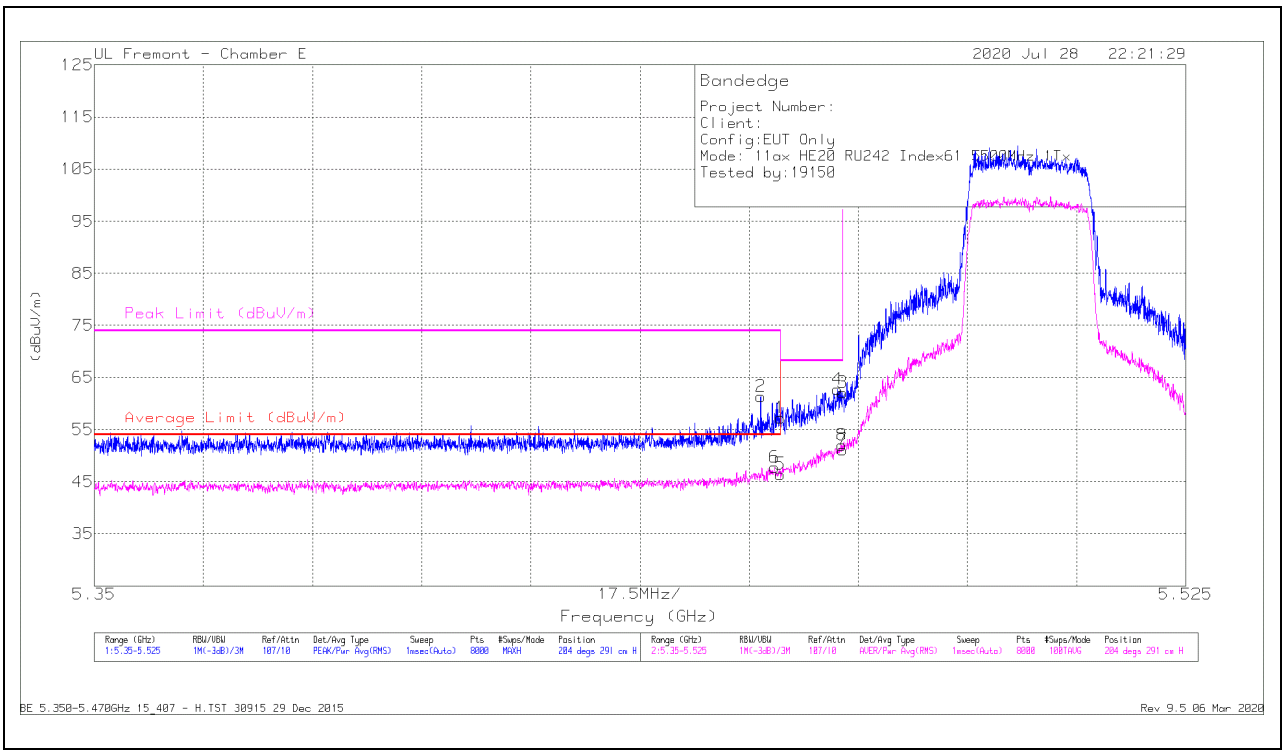

Marker	Frequency (GHz)	Meter Reading (dBuV)	Det	AF T712 (dB/m)	Amp/Cbl/Fltr/Pad (dB)	Corrected Reading (dBuV/m)	Average Limit (dBuV/m)	Margin (dB)	Peak Limit (dBuV/m)	PK Margin (dB)	Azimuth (Degs)	Height (cm)	Polarity
1	* 5.45998	44.44	Pk	34.5	-21.7	57.24	-	-	74	-16.76	204	291	H
2	* 5.45685	48.44	Pk	34.6	-21.7	61.34	-	-	74	-12.66	204	291	H
5	* 5.45998	33.65	RMS	34.5	-21.7	46.45	54	-7.55	-	-	204	291	H
6	* 5.45906	34.87	RMS	34.6	-21.7	47.77	54	-6.23	-	-	204	291	H
4	5.46913	49.85	Pk	34.6	-21.7	62.75	-	-	68.2	-5.45	204	291	H
8	5.46989	39.12	RMS	34.6	-21.7	52.02	-	-	-	-	204	291	H
3	5.46998	49.17	Pk	34.6	-21.7	62.07	-	-	68.2	-6.13	204	291	H
7	5.46998	38.24	RMS	34.6	-21.7	51.14	-	-	-	-	204	291	H

* - indicates frequency in CFR47 Pt 15 / IC RSS-Restricted Band
Pk - Peak detector
RMS - RMS detection

UL VERIFICATION SERVICES INC.
47173 Benicia Street, Fremont, CA 94538; USA TEL:(510) 319-4000 FAX:(510) 661-0888

This report shall not be reproduced except in full, without the written approval of UL Verification Services Inc.

VERTICAL RESULT

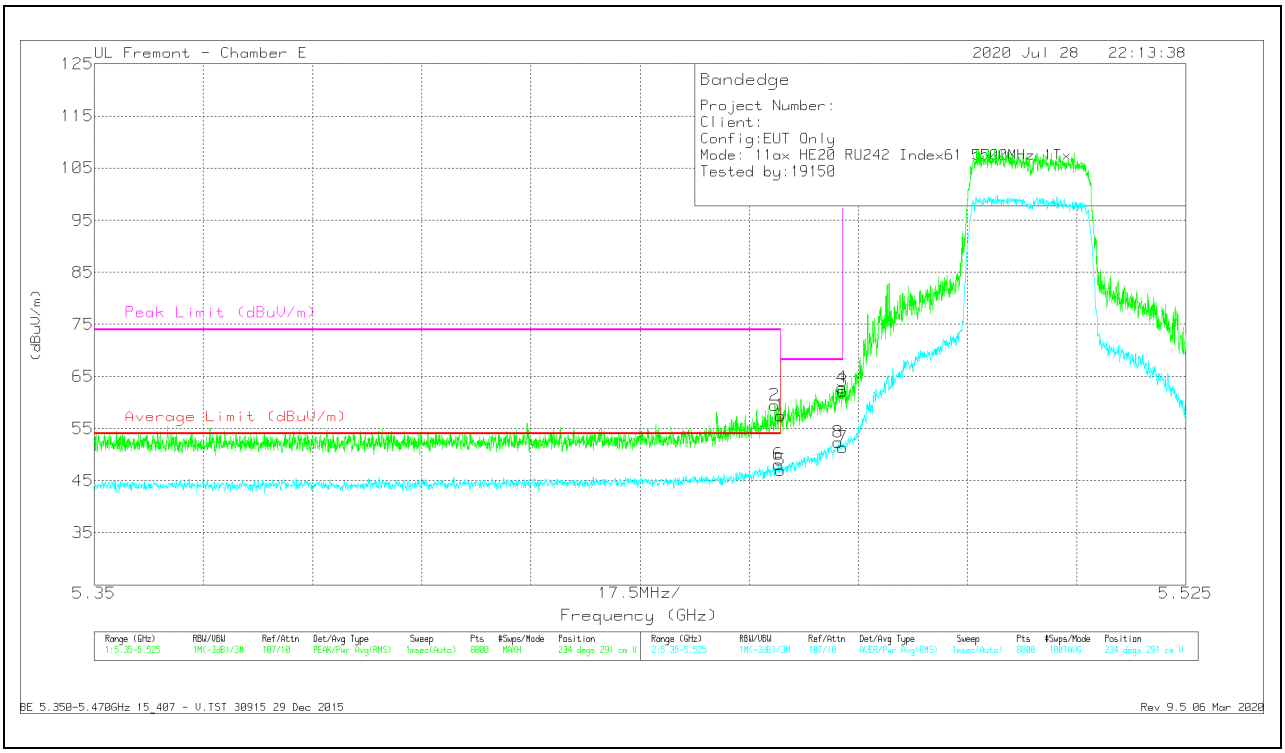

Marker	Frequency (GHz)	Meter Reading (dBuV)	Det	AF T712 (dB/m)	Amp/Cbl/Fltr/Pad (dB)	Corrected Reading (dBuV/m)	Average Limit (dBuV/m)	Margin (dB)	Peak Limit (dBuV/m)	PK Margin (dB)	Azimuth (Degs)	Height (cm)	Polarity
1	* 5.45998	44.63	Pk	34.5	-21.7	57.43	-	-	74	-16.57	234	291	V
2	* 5.45911	46.58	Pk	34.6	-21.7	59.48	-	-	74	-14.52	234	291	V
5	* 5.45998	34.26	RMS	34.5	-21.7	47.06	54	-6.94	-	-	234	291	V
6	* 5.45967	35.21	RMS	34.6	-21.7	48.11	54	-5.89	-	-	234	291	V
8	5.46926	39.52	RMS	34.6	-21.7	52.42	-	-	-	-	234	291	V
4	5.46985	49.97	Pk	34.6	-21.7	62.87	-	-	68.2	-5.33	234	291	V
3	5.46998	49.29	Pk	34.6	-21.7	62.19	-	-	68.2	-6.01	234	291	V
7	5.46998	38.53	RMS	34.6	-21.7	51.43	-	-	-	-	234	291	V

* - indicates frequency in CFR47 Pt 15 / IC RSS-Restricted Band
Pk - Peak detector
RMS - RMS detection

UL VERIFICATION SERVICES INC.
47173 Benicia Street, Fremont, CA 94538; USA TEL:(510) 319-4000 FAX:(510) 661-0888

This report shall not be reproduced except in full, without the written approval of UL Verification Services Inc.

BANDEDGE (HIGH CHANNEL)

HORIZONTAL RESULT

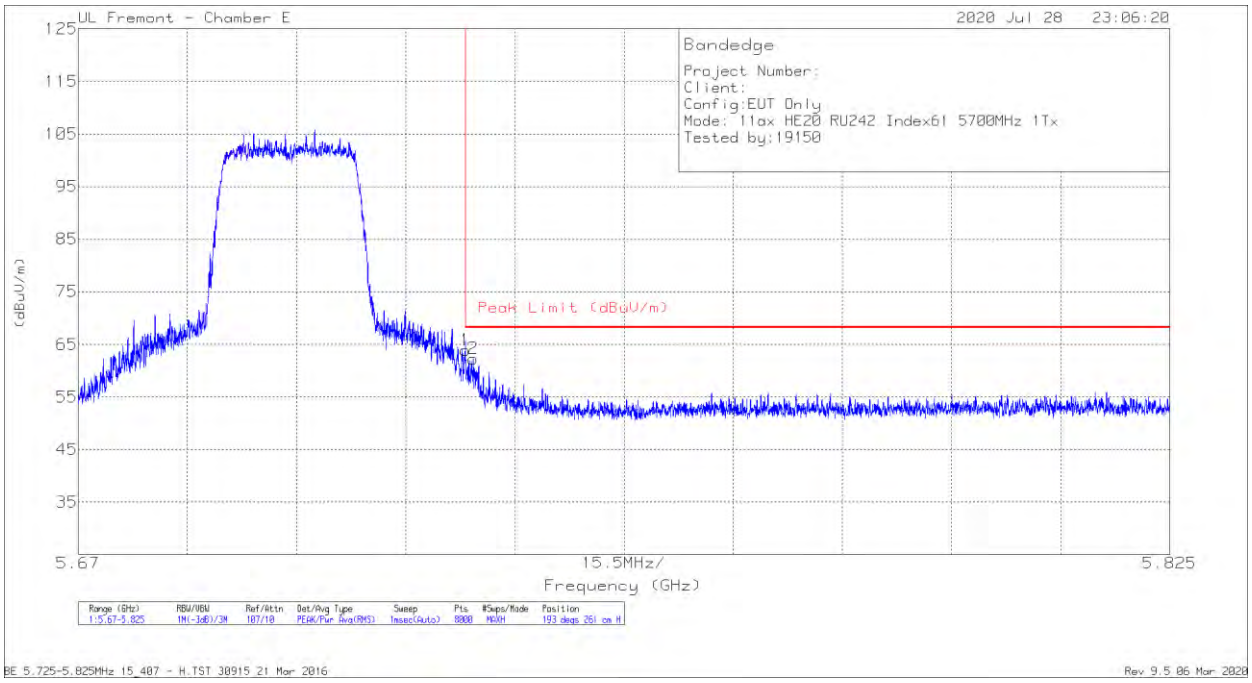

Marker	Frequency (GHz)	Meter Reading (dBuV)	Det	AF T712 (dB/m)	Amp/Cbl/Fltr/Pad (dB)	Corrected Reading (dBuV/m)	Peak Limit (dBuV/m)	PK Margin (dB)	Azimuth (Degs)	Height (cm)	Polarity
1	5.72501	50.4	Pk	34.7	-21.2	63.9	68.2	-4.3	193	261	H
2	5.7261	48.82	Pk	34.7	-21.2	62.32	68.2	-5.88	193	261	H

Pk - Peak detector

UL VERIFICATION SERVICES INC.
47173 Benicia Street, Fremont, CA 94538; USA TEL:(510) 319-4000 FAX:(510) 661-0888

This report shall not be reproduced except in full, without the written approval of UL Verification Services Inc.

VERTICAL RESULT

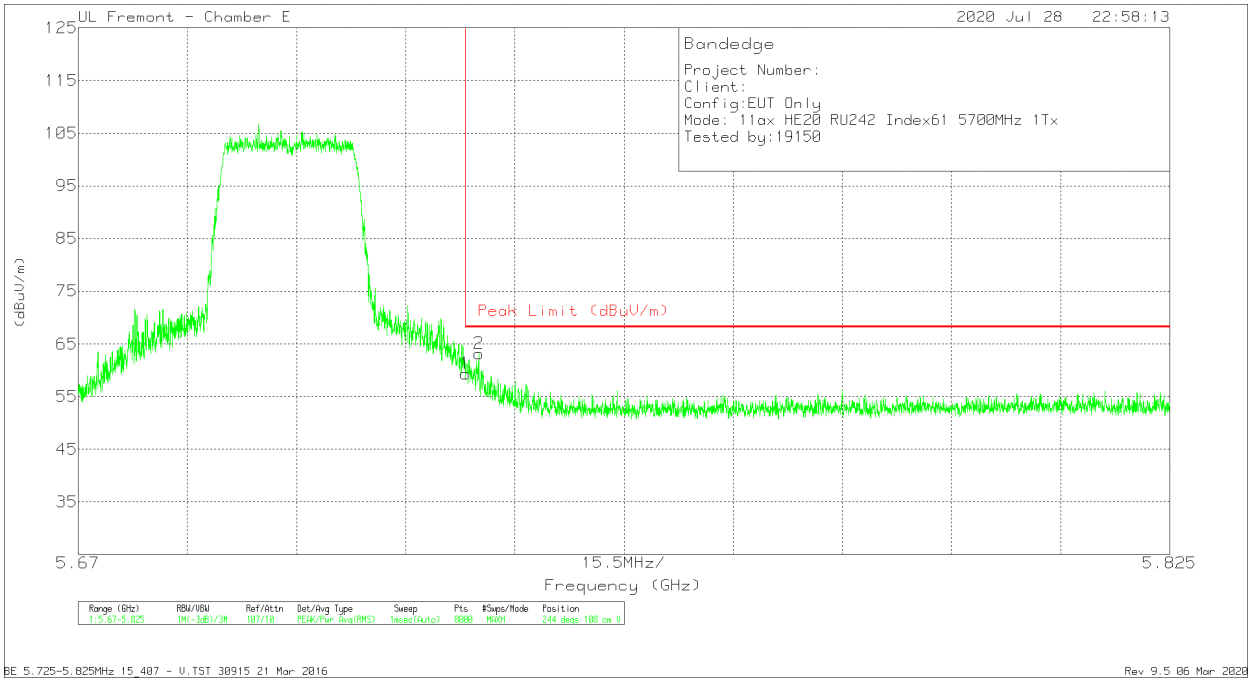

Marker	Frequency (GHz)	Meter Reading (dBuV)	Det	AF T712 (dB/m)	Amp/Cbl/Fltr/Pad (dB)	Corrected Reading (dBuV/m)	Peak Limit (dBuV/m)	PK Margin (dB)	Azimuth (Degs)	Height (cm)	Polarity
1	5.72501	45.87	Pk	34.7	-21.2	59.37	68.2	-8.83	244	108	V
2	5.72689	49.67	Pk	34.7	-21.2	63.17	68.2	-5.03	244	108	V

Pk - Peak detector

UL VERIFICATION SERVICES INC.
47173 Benicia Street, Fremont, CA 94538; USA TEL:(510) 319-4000 FAX:(510) 661-0888

This report shall not be reproduced except in full, without the written approval of UL Verification Services Inc.

1TX ANTENNA 5 – 26 Tones, RU Index 0

BANDEDGE (LOW CHANNEL)

HORIZONTAL RESULT

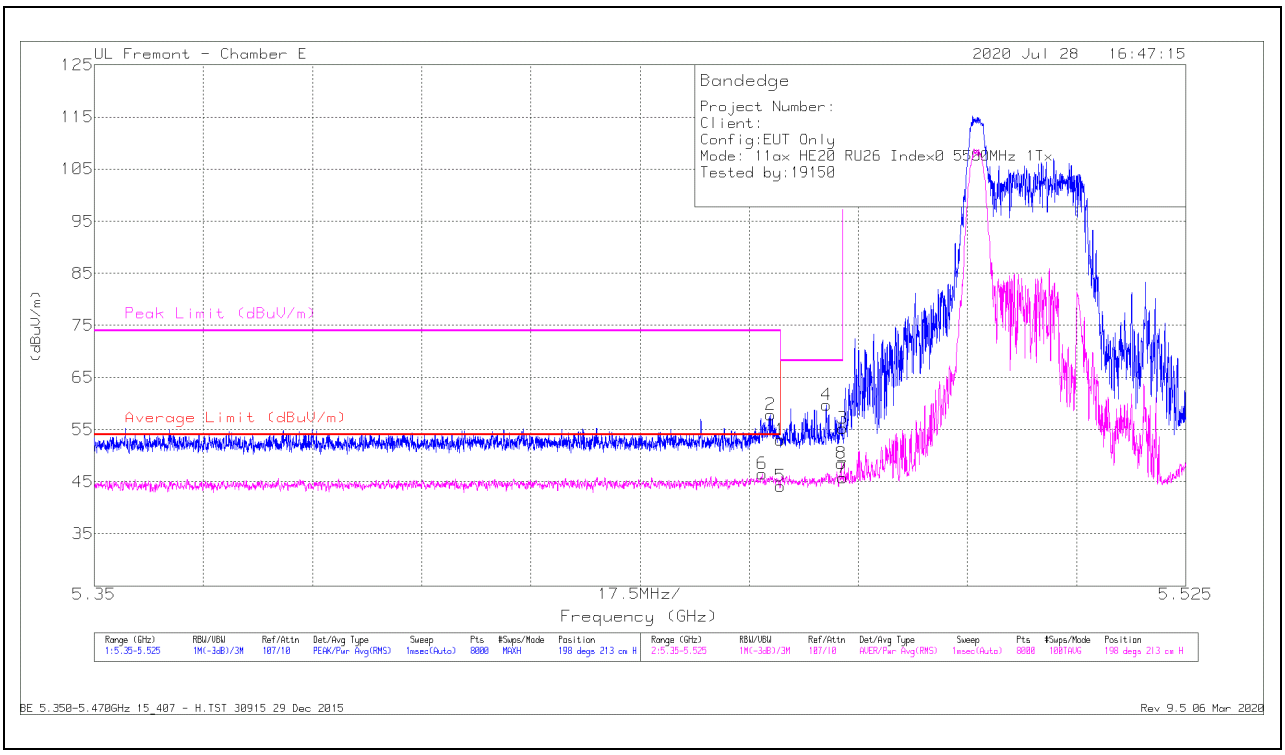

Marker	Frequency (GHz)	Meter Reading (dBuV)	Det	AF T712 (dB/m)	Amp/Cbl/Fltr/Pad (dB)	Corrected Reading (dBuV/m)	Average Limit (dBuV/m)	Margin (dB)	Peak Limit (dBuV/m)	PK Margin (dB)	Azimuth (Degs)	Height (cm)	Polarity
1	* 5.45998	40.23	Pk	34.5	-21.7	53.03	-	-	74	-20.97	198	213	H
2	* 5.45843	44.95	Pk	34.6	-21.7	57.85	-	-	74	-16.15	198	213	H
5	* 5.45998	31.39	RMS	34.5	-21.7	44.19	54	-9.81	-	-	198	213	H
6	* 5.45709	33.58	RMS	34.6	-21.7	46.48	54	-7.52	-	-	198	213	H
4	5.46738	46.96	Pk	34.5	-21.7	59.76	-	-	68.2	-8.44	198	213	H
8	5.46976	35.57	RMS	34.6	-21.7	48.47	-	-	-	-	198	213	H
3	5.46998	42.32	Pk	34.6	-21.7	55.22	-	-	68.2	-12.98	198	213	H
7	5.46998	32.87	RMS	34.6	-21.7	45.77	-	-	-	-	198	213	H

* - indicates frequency in CFR47 Pt 15 / IC RSS-Restricted Band
Pk - Peak detector
RMS - RMS detection

UL VERIFICATION SERVICES INC.
47173 Benicia Street, Fremont, CA 94538; USA TEL:(510) 319-4000 FAX:(510) 661-0888
This report shall not be reproduced except in full, without the written approval of UL Verification Services Inc.

VERTICAL RESULT

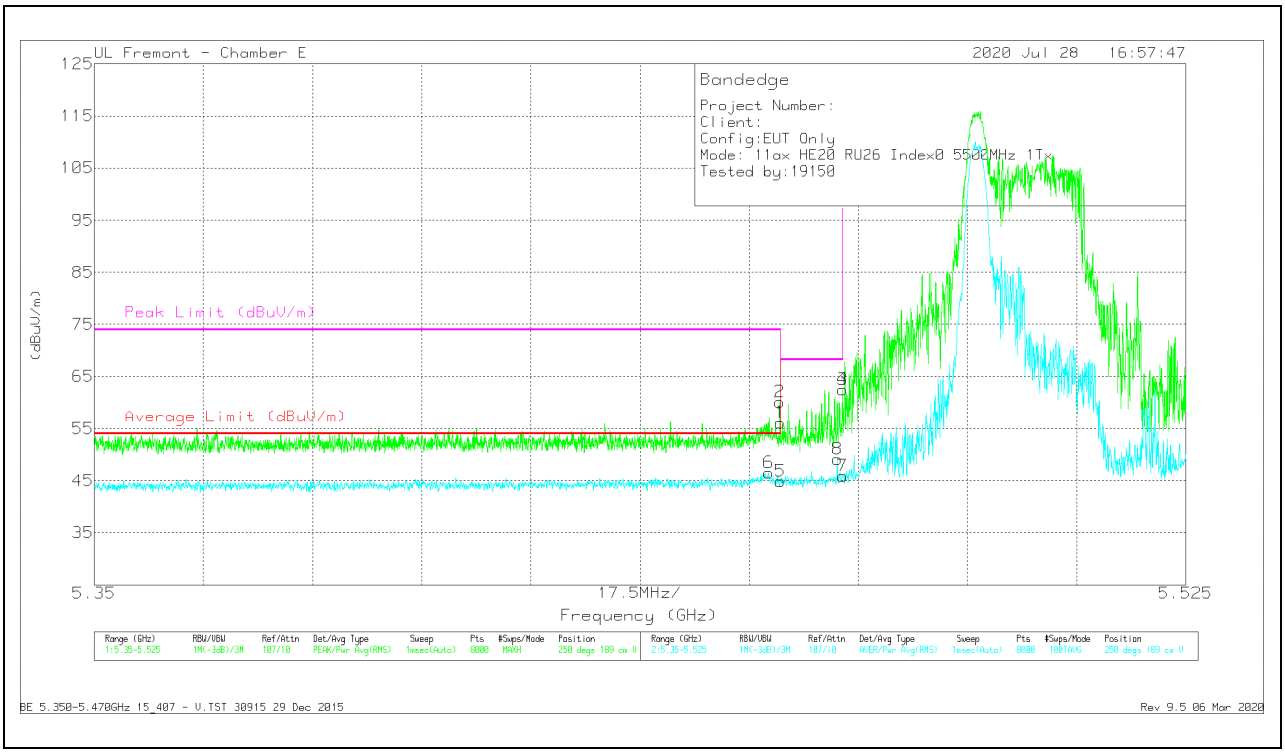

Marker	Frequency (GHz)	Meter Reading (dBuV)	Det	AF T712 (dB/m)	Amp/Cbl/Fltr/Pad (dB)	Corrected Reading (dBuV/m)	Average Limit (dBuV/m)	Margin (dB)	Peak Limit (dBuV/m)	PK Margin (dB)	Azimuth (Degs)	Height (cm)	Polarity
1	* 5.45998	43.3	Pk	34.5	-21.7	56.1	-	-	74	-17.9	250	189	V
2	* 5.45994	47.31	Pk	34.5	-21.7	60.11	-	-	74	-13.89	250	189	V
5	* 5.45998	32.15	RMS	34.5	-21.7	44.95	54	-9.05	-	-	250	189	V
6	* 5.4581	33.65	RMS	34.6	-21.7	46.55	54	-7.45	-	-	250	189	V
8	5.46913	36.23	RMS	34.6	-21.7	49.13	-	-	-	-	250	189	V
4	5.46996	49.63	Pk	34.6	-21.7	62.53	-	-	68.2	-5.67	250	189	V
3	5.46998	49.62	Pk	34.6	-21.7	62.52	-	-	68.2	-5.68	250	189	V
7	5.46998	33.03	RMS	34.6	-21.7	45.93	-	-	-	-	250	189	V

* - indicates frequency in CFR47 Pt 15 / IC RSS-Restricted Band
Pk - Peak detector
RMS - RMS detection

UL VERIFICATION SERVICES INC.
47173 Benicia Street, Fremont, CA 94538; USA TEL:(510) 319-4000 FAX:(510) 661-0888

This report shall not be reproduced except in full, without the written approval of UL Verification Services Inc.

1TX ANTENNA 5 – 26 Tones, RU Index 8

BANDEDGE (HIGH CHANNEL)

HORIZONTAL RESULT

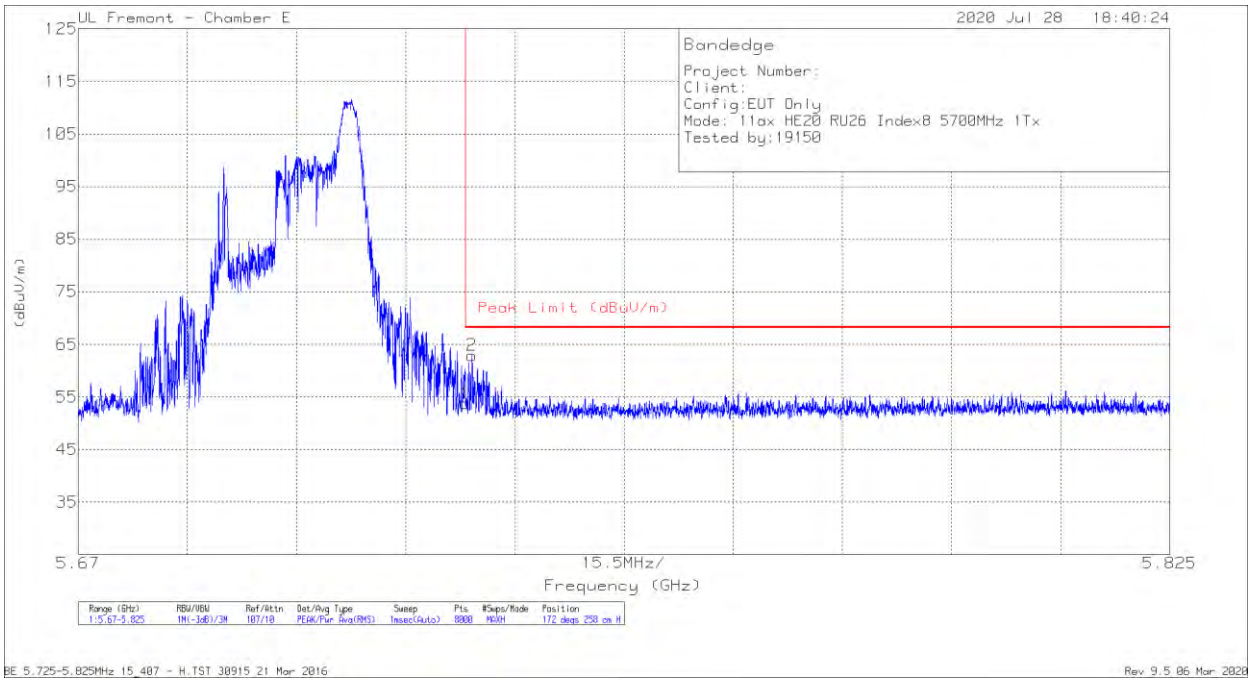

Marker	Frequency (GHz)	Meter Reading (dBuV)	Det	AF T712 (dB/m)	Amp/Cbl/Fltr/Pad (dB)	Corrected Reading (dBuV/m)	Peak Limit (dBuV/m)	PK Margin (dB)	Azimuth (Degs)	Height (cm)	Polarity
1	5.72501	40.28	Pk	34.7	-21.2	53.78	68.2	-14.42	172	258	H
2	5.7259	49.39	Pk	34.7	-21.2	62.89	68.2	-5.31	172	258	H

Pk - Peak detector

UL VERIFICATION SERVICES INC.
47173 Benicia Street, Fremont, CA 94538; USA TEL:(510) 319-4000 FAX:(510) 661-0888

This report shall not be reproduced except in full, without the written approval of UL Verification Services Inc.

VERTICAL RESULT

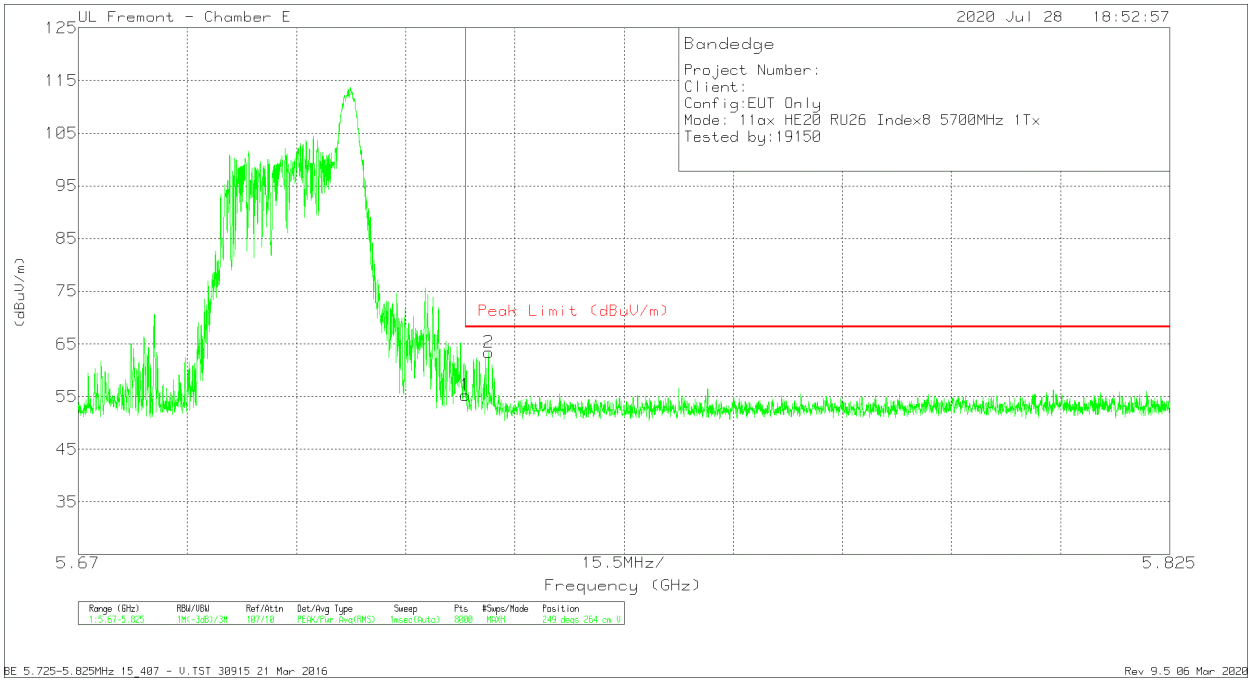

Marker	Frequency (GHz)	Meter Reading (dBuV)	Det	AF T712 (dB/m)	Amp/Cbl/Fltr/Pad (dB)	Corrected Reading (dBuV/m)	Peak Limit (dBuV/m)	PK Margin (dB)	Azimuth (Degs)	Height (cm)	Polarity
1	5.72501	41.72	Pk	34.7	-21.2	55.22	68.2	-12.98	249	264	V
2	5.72827	49.9	Pk	34.7	-21.2	63.4	68.2	-4.8	249	264	V

Pk - Peak detector

UL VERIFICATION SERVICES INC.
47173 Benicia Street, Fremont, CA 94538; USA TEL:(510) 319-4000 FAX:(510) 661-0888

This report shall not be reproduced except in full, without the written approval of UL Verification Services Inc.

2TX ANTENNA 6 + ANTENNA 5 OFDMA MODE – 242 Tones, RU Index 61

BANDEDGE (LOW CHANNEL)

HORIZONTAL RESULT

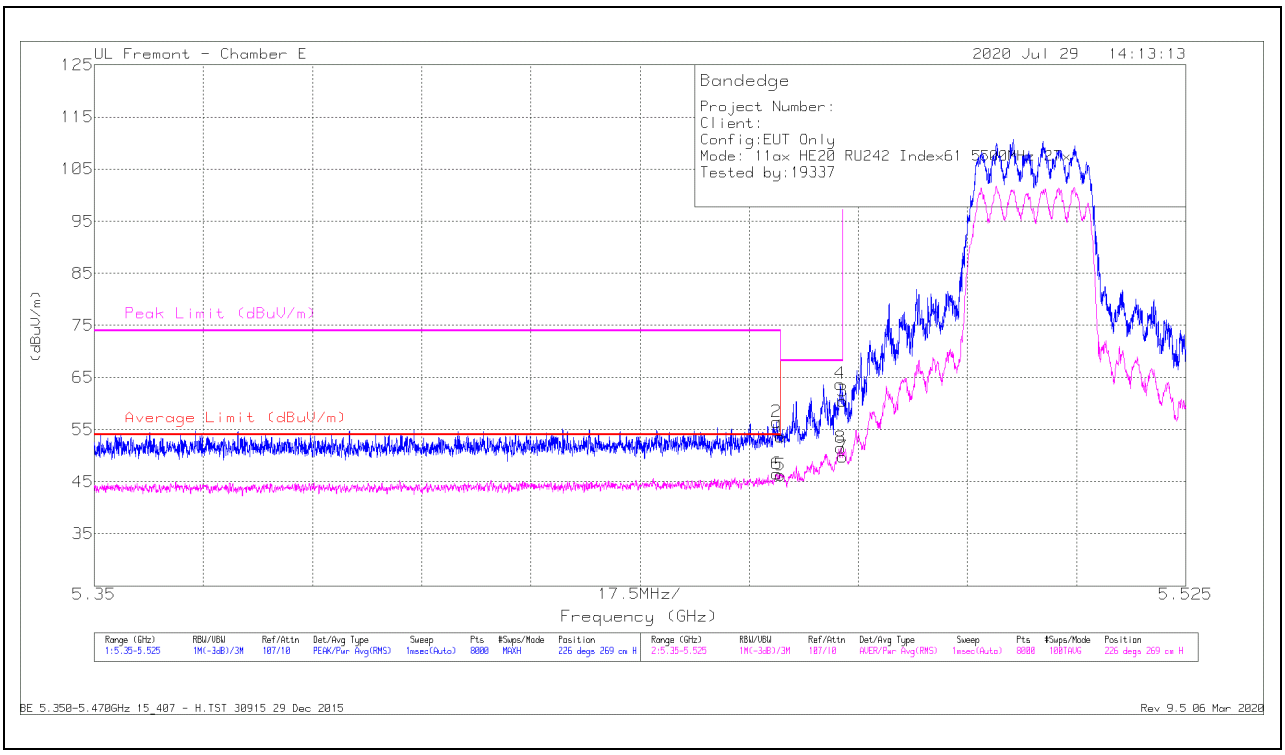

Marker	Frequency (GHz)	Meter Reading (dBuV)	Det	AF T712 (dB/m)	Amp/Cbl/Fltr/Pad (dB)	Corrected Reading (dBuV/m)	Average Limit (dBuV/m)	Margin (dB)	Peak Limit (dBuV/m)	PK Margin (dB)	Azimuth (Degs)	Height (cm)	Polarity
1	* 5.45998	40.87	Pk	34.5	-21.7	53.67	-	-	74	-20.33	226	269	H
2	* 5.45939	43.53	Pk	34.6	-21.7	56.43	-	-	74	-17.57	226	269	H
5	* 5.45998	33.5	RMS	34.5	-21.7	46.3	54	-7.7	-	-	226	269	H
6	* 5.45943	33.56	RMS	34.6	-21.7	46.46	54	-7.54	-	-	226	269	H
4	5.46959	50.88	Pk	34.6	-21.7	63.78	-	-	68.2	-4.42	226	269	H
8	5.46969	38.65	RMS	34.6	-21.7	51.55	-	-	-	-	226	269	H
3	5.46998	47.53	Pk	34.6	-21.7	60.43	-	-	68.2	-7.77	226	269	H
7	5.46998	36.82	RMS	34.6	-21.7	49.72	-	-	-	-	226	269	H

* - indicates frequency in CFR47 Pt 15 / IC RSS-Restricted Band
Pk - Peak detector
RMS - RMS detection

UL VERIFICATION SERVICES INC.
47173 Benicia Street, Fremont, CA 94538; USA TEL:(510) 319-4000 FAX:(510) 661-0888

This report shall not be reproduced except in full, without the written approval of UL Verification Services Inc.

VERTICAL RESULT

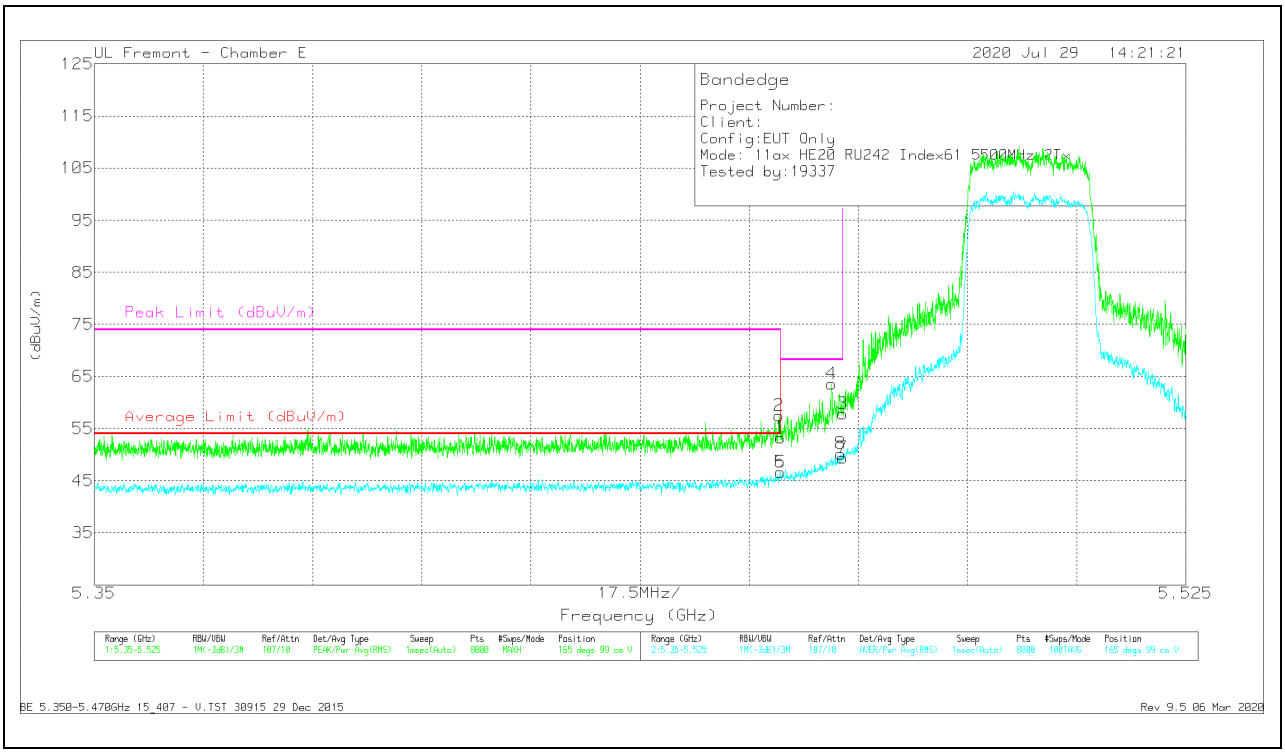

Marker	Frequency (GHz)	Meter Reading (dBuV)	Det	AF T712 (dB/m)	Amp/Cbl/Fltr/Pad (dB)	Corrected Reading (dBuV/m)	Average Limit (dBuV/m)	Margin (dB)	Peak Limit (dBuV/m)	PK Margin (dB)	Azimuth (Degs)	Height (cm)	Polarity
1	* 5.45998	40.46	Pk	34.5	-21.7	53.26	-	-	74	-20.74	165	99	V
2	* 5.45983	44.72	Pk	34.5	-21.7	57.52	-	-	74	-16.48	165	99	V
5	* 5.45998	33.84	RMS	34.5	-21.7	46.64	54	-7.36	-	-	165	99	V
6	* 5.45996	33.84	RMS	34.5	-21.7	46.64	54	-7.36	-	-	165	99	V
4	5.46823	50.76	Pk	34.5	-21.7	63.56	-	-	68.2	-4.64	165	99	V
8	5.46967	37.29	RMS	34.6	-21.7	50.19	-	-	-	-	165	99	V
3	5.46998	44.92	Pk	34.6	-21.7	57.82	-	-	68.2	-10.38	165	99	V
7	5.46998	36.51	RMS	34.6	-21.7	49.41	-	-	-	-	165	99	V

* - indicates frequency in CFR47 Pt 15 / IC RSS-Restricted Band
Pk - Peak detector
RMS - RMS detection

UL VERIFICATION SERVICES INC.
47173 Benicia Street, Fremont, CA 94538; USA TEL:(510) 319-4000 FAX:(510) 661-0888

This report shall not be reproduced except in full, without the written approval of UL Verification Services Inc.

BANDEDGE (HIGH CHANNEL)

HORIZONTAL RESULT

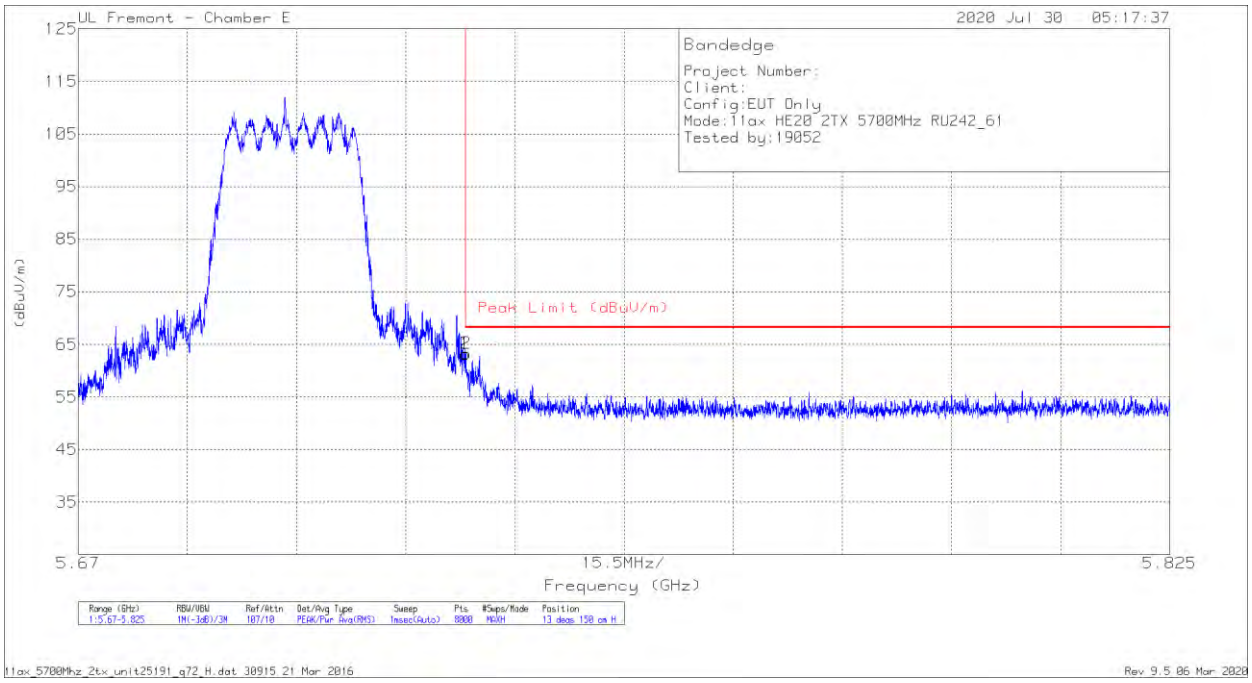

Marker	Frequency (GHz)	Meter Reading (dBuV)	Det	AF T712 (dB/m)	Amp/Cbl/Fltr/Pad (dB)	Corrected Reading (dBuV/m)	Peak Limit (dBuV/m)	PK Margin (dB)	Azimuth (Degs)	Height (cm)	Polarity
1	5.72501	49.71	Pk	34.7	-21.2	63.21	68.2	-4.99	13	150	H
2	5.72503	49.72	Pk	34.7	-21.2	63.22	68.2	-4.98	13	150	H

Pk - Peak detector

UL VERIFICATION SERVICES INC.
47173 Benicia Street, Fremont, CA 94538; USA TEL:(510) 319-4000 FAX:(510) 661-0888

This report shall not be reproduced except in full, without the written approval of UL Verification Services Inc.

VERTICAL RESULT

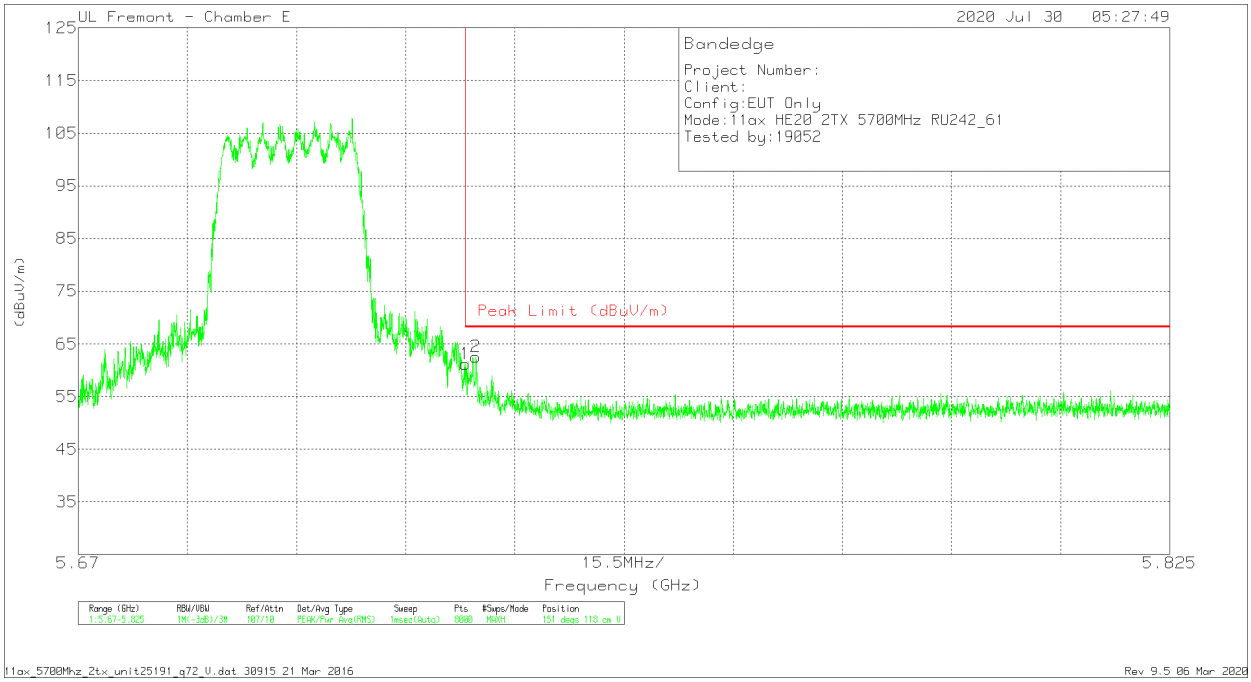

Marker	Frequency (GHz)	Meter Reading (dBuV)	Det	AF T712 (dB/m)	Amp/Cbl/Fltr/Pad (dB)	Corrected Reading (dBuV/m)	Peak Limit (dBuV/m)	PK Margin (dB)	Azimuth (Degs)	Height (cm)	Polarity
1	5.72501	47.69	Pk	34.7	-21.2	61.19	68.2	-7.01	151	118	V
2	5.72648	48.98	Pk	34.7	-21.2	62.48	68.2	-5.72	151	118	V

Pk - Peak detector

UL VERIFICATION SERVICES INC.
47173 Benicia Street, Fremont, CA 94538; USA TEL:(510) 319-4000 FAX:(510) 661-0888

This report shall not be reproduced except in full, without the written approval of UL Verification Services Inc.

HARMONICS AND SPURIOUS EMISSIONS

LOW CHANNEL RESULTS

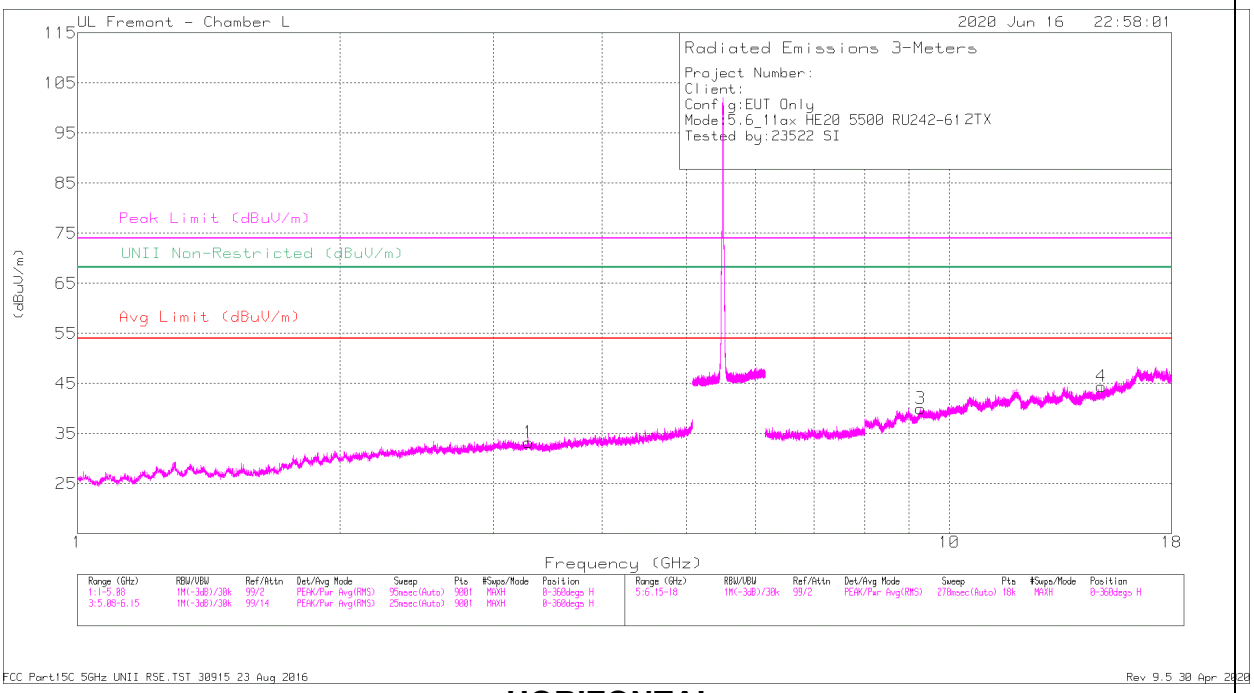

HORIZONTAL

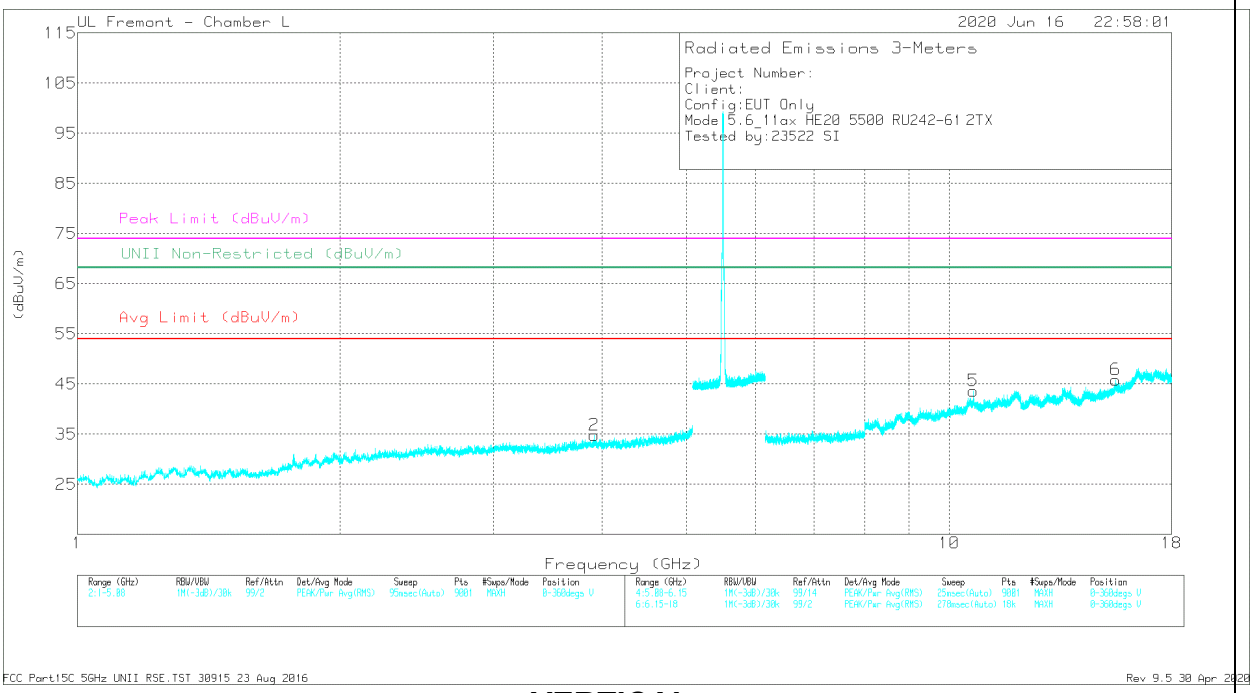

VERTICAL

UL VERIFICATION SERVICES INC.
47173 Benicia Street, Fremont, CA 94538; USA TEL:(510) 319-4000 FAX:(510) 661-0888

This report shall not be reproduced except in full, without the written approval of UL Verification Services Inc.

RADIATED EMISSIONS

Marker	Frequency (GHz)	Meter Reading (dBuV)	Det	AF 344 (dB/m)	Amp/Cbl/Fltr/Pad (dB)	Corrected Reading (dBuV/m)	Avg Limit (dBuV/m)	Margin (dB)	Peak Limit (dBuV/m)	PK Margin (dB)	UNII Non-Restricted (dBuV/m)	PK Margin (dB)	Azimuth (Degs)	Height (cm)	Polarity
1	3.29247	37.1	PK-U	32.9	-29.2	40.8	-	-	-	-	68.2	-27.4	238	101	H
2	* 3.91883	35.57	PK-U	33.5	-27.5	41.57	-	-	74	-32.43	-	-	104	101	V
	* 3.91714	25.45	ADR	33.5	-27.4	31.55	54	-22.45	-	-	-	-	104	101	V
3	9.27009	31.21	PK-U	36.3	-20.3	47.21	-	-	-	-	68.2	-20.99	117	101	H
4	14.9587	29.71	PK-U	39.8	-18.9	50.61	-	-	-	-	68.2	-17.59	290	101	H
6	* 15.52991	30.24	PK-U	41	-18.5	52.74	-	-	74	-21.26	-	-	203	101	V
	* 15.52999	20.04	ADR	41	-18.5	42.54	54	-11.46	-	-	-	-	203	101	V
5	* 10.66725	29.87	PK-U	37.9	-19.5	48.27	-	-	74	-25.73	-	-	153	200	V
	* 10.66691	19.82	ADR	37.9	-19.5	38.22	54	-15.78	-	-	-	-	153	200	V

* - indicates frequency in CFR47 Pt 15 / IC RSS-Restricted Band
PK-U - U-NII: Maximum Peak
ADR - U-NII AD primary method, RMS average

UL VERIFICATION SERVICES INC.
47173 Benicia Street, Fremont, CA 94538; USA TEL:(510) 319-4000 FAX:(510) 661-0888
This report shall not be reproduced except in full, without the written approval of UL Verification Services Inc.

MID CHANNEL RESULTS

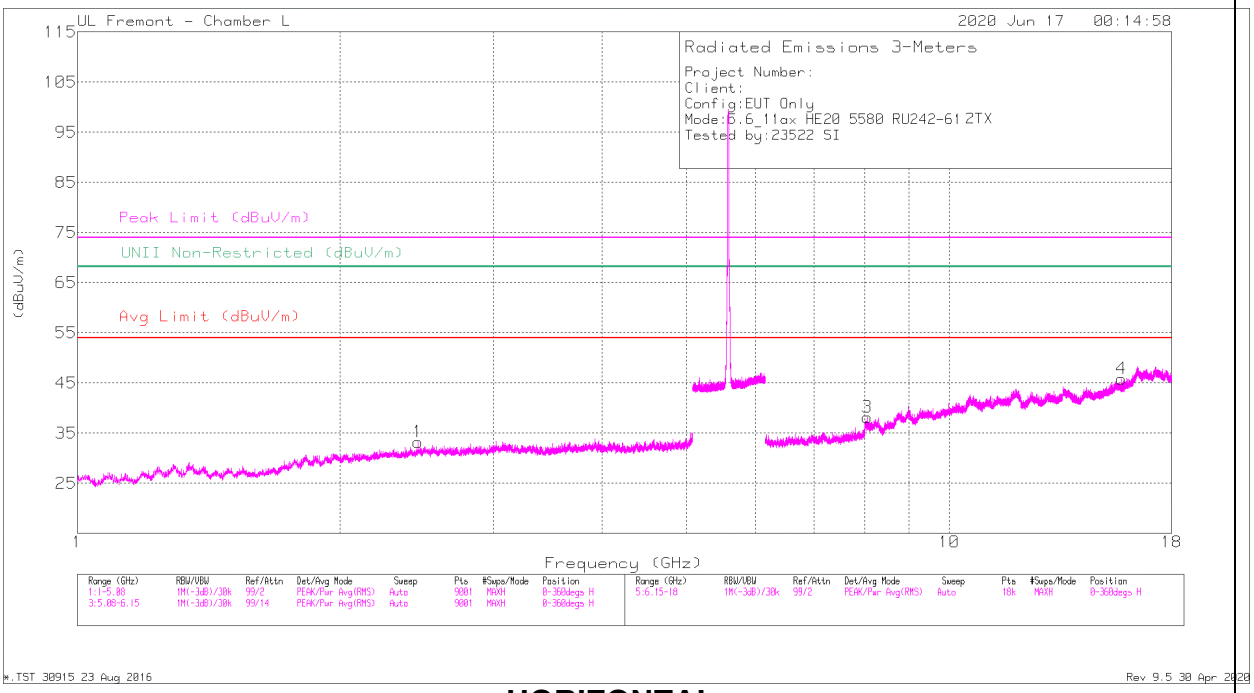

HORIZONTAL

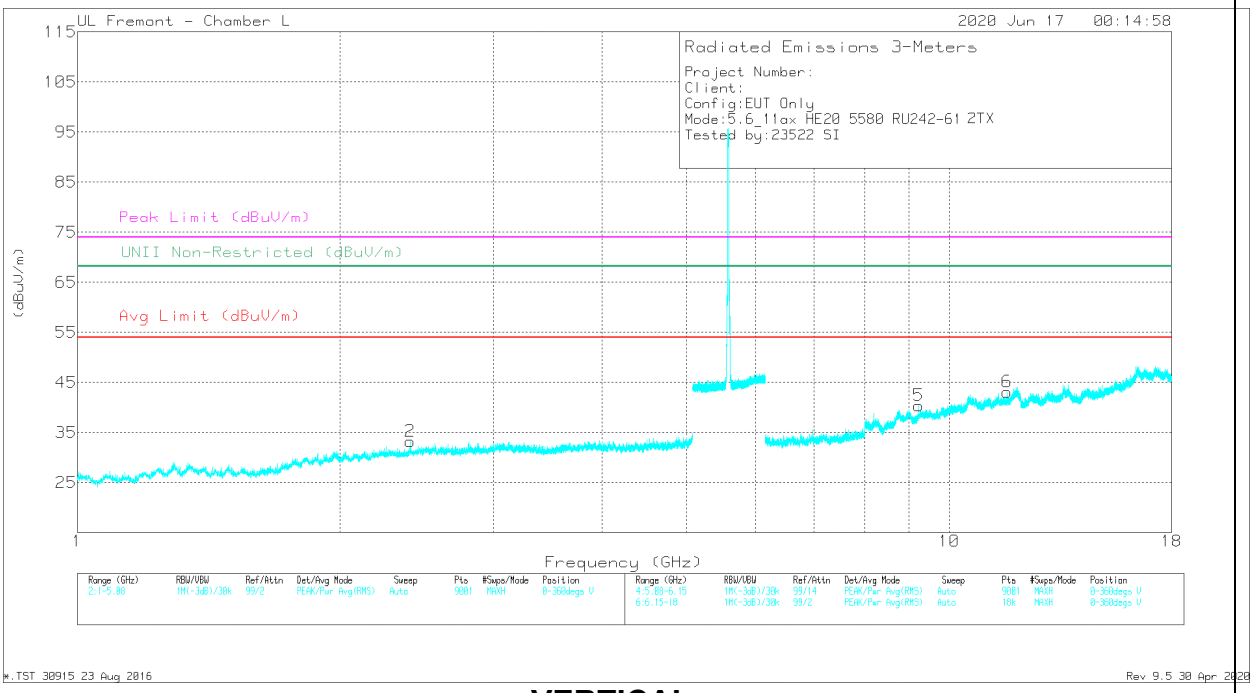

VERTICAL

UL VERIFICATION SERVICES INC.
47173 Benicia Street, Fremont, CA 94538; USA TEL:(510) 319-4000 FAX:(510) 661-0888

This report shall not be reproduced except in full, without the written approval of UL Verification Services Inc.

RADIATED EMISSIONS

Marker	Frequency (GHz)	Meter Reading (dBuV)	Det	AF 344 (dB/m)	Amp/Cbl/Fltr/Pad (dB)	Corrected Reading (dBuV/m)	Avg Limit (dBuV/m)	Margin (dB)	Peak Limit (dBuV/m)	PK Margin (dB)	UNII Non-Restricted (dBuV/m)	PK Margin (dB)	Azimuth (Degs)	Height (cm)	Polarity
1	2.45957	41.79	PK-U	32.3	-31	43.09	-	-	-	-	68.2	-25.11	237	338	H
2	2.40874	38.94	PK-U	32	-30.9	40.04	-	-	-	-	68.2	-28.16	237	101	V
3	* 8.06193	31.94	PK-U	35.7	-22.3	45.34	-	-	74	-28.66	-	-	41	101	H
	* 8.06145	20.93	ADR	35.7	-22.3	34.33	54	-19.67	-	-	-	-	41	101	H
4	* 15.76116	31.57	PK-U	40.8	-19.6	52.77	-	-	74	-21.23	-	-	78	101	H
	* 15.76152	20.6	ADR	40.8	-19.5	41.9	54	-12.1	-	-	-	-	78	101	H
6	* 11.66139	30.9	PK-U	38.3	-19.4	49.8	-	-	74	-24.2	-	-	3	101	V
	* 11.66401	19.54	ADR	38.4	-19.5	38.44	54	-15.56	-	-	-	-	3	101	V
5	9.2269	30.35	PK-U	36.3	-20.8	45.85	-	-	-	-	68.2	-22.35	126	101	V

* - indicates frequency in CFR47 Pt 15 / IC RSS-Restricted Band
PK-U - U-NII: Maximum Peak
ADR - U-NII AD primary method, RMS average

UL VERIFICATION SERVICES INC.
47173 Benicia Street, Fremont, CA 94538; USA TEL:(510) 319-4000 FAX:(510) 661-0888
This report shall not be reproduced except in full, without the written approval of UL Verification Services Inc.

HIGH CHANNEL RESULTS

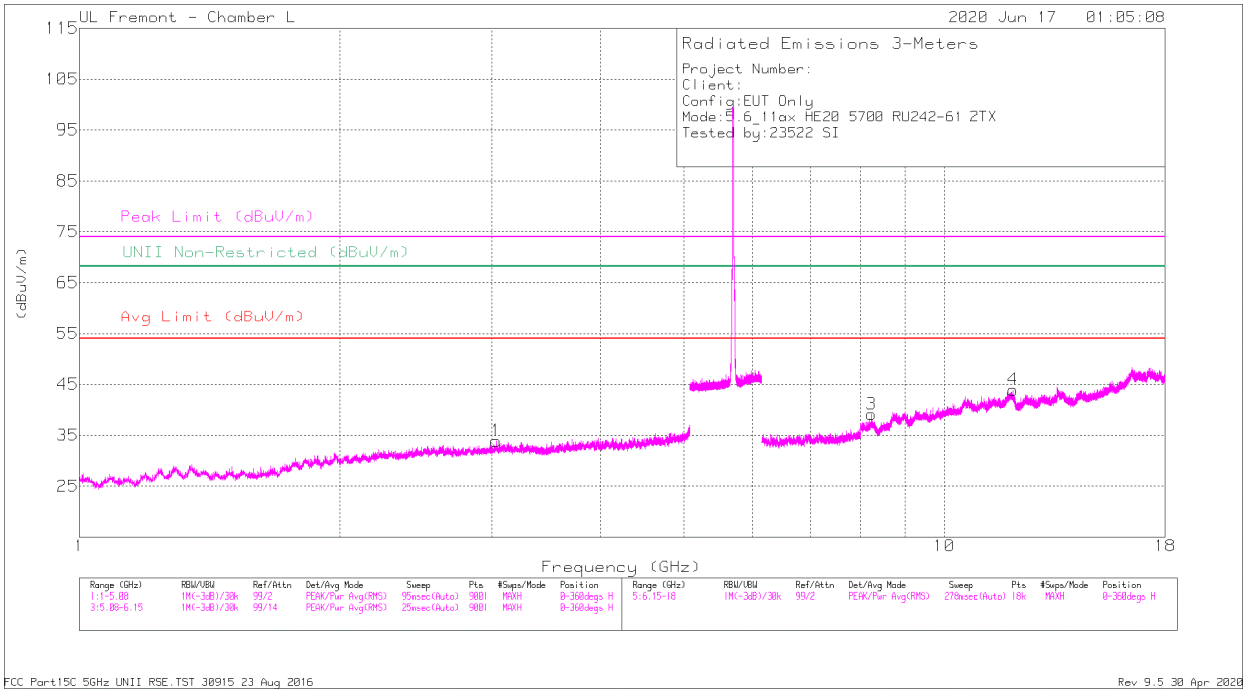

HORIZONTAL

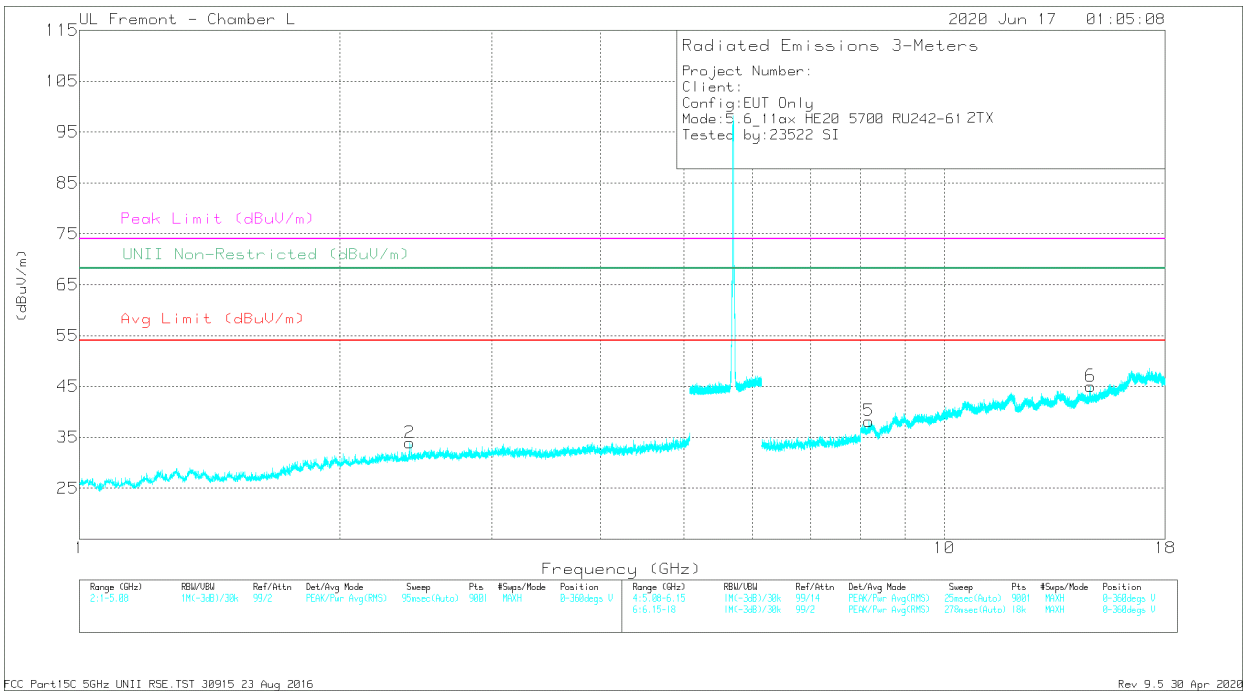

VERTICAL

UL VERIFICATION SERVICES INC.
47173 Benicia Street, Fremont, CA 94538; USA TEL:(510) 319-4000 FAX:(510) 661-0888

This report shall not be reproduced except in full, without the written approval of UL Verification Services Inc.

RADIATED EMISSIONS

Marker	Frequency (GHz)	Meter Reading (dBuV)	Det	AF 344 (dB/m)	Amp/Cbl/Fltr/Pad (dB)	Corrected Reading (dBuV/m)	Avg Limit (dBuV/m)	Margin (dB)	Peak Limit (dBuV/m)	PK Margin (dB)	UNII Non-Restricted (dBuV/m)	PK Margin (dB)	Azimuth (Degs)	Height (cm)	Polarity
1	3.03133	38.05	PK-U	32.8	-29.4	41.45	-	-	-	-	68.2	-26.75	52	114	H
2	2.40954	42.14	PK-U	32	-30.9	43.24	-	-	-	-	68.2	-24.96	297	186	V
3	* 8.23414	31.37	PK-U	35.7	-21.5	45.57	-	-	74	-28.43	-	-	166	101	H
	* 8.23334	20.97	ADR	35.8	-21.5	35.27	54	-18.73	-	-	-	-	166	101	H
4	* 12.0135	30.95	PK-U	38.7	-19.8	49.85	-	-	74	-24.15	-	-	59	101	H
	* 12.01659	20.1	ADR	38.7	-19.8	39	54	-15	-	-	-	-	59	101	H
5	* 8.17824	32.07	PK-U	35.8	-22.6	45.27	-	-	74	-28.73	-	-	195	199	V
	* 8.17465	20.92	ADR	35.7	-22.6	34.02	54	-19.98	-	-	-	-	195	199	V
6	14.77014	30.68	PK-U	39.9	-18.9	51.68	-	-	-	-	68.2	-16.52	27	101	V

* - indicates frequency in CFR47 Pt 15 / IC RSS-Restricted Band
PK-U - U-NII: Maximum Peak
ADR - U-NII AD primary method, RMS average

UL VERIFICATION SERVICES INC.
47173 Benicia Street, Fremont, CA 94538; USA TEL:(510) 319-4000 FAX:(510) 661-0888
This report shall not be reproduced except in full, without the written approval of UL Verification Services Inc.

CHANNEL 144 RESULTS

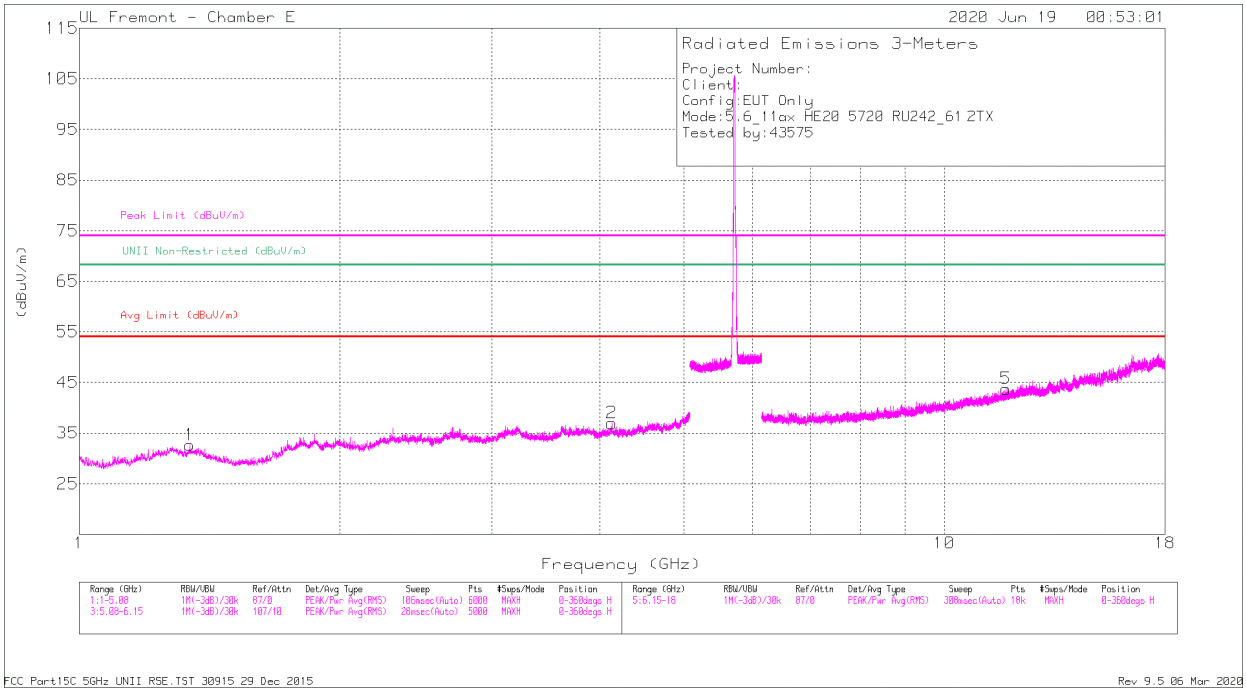

HORIZONTAL

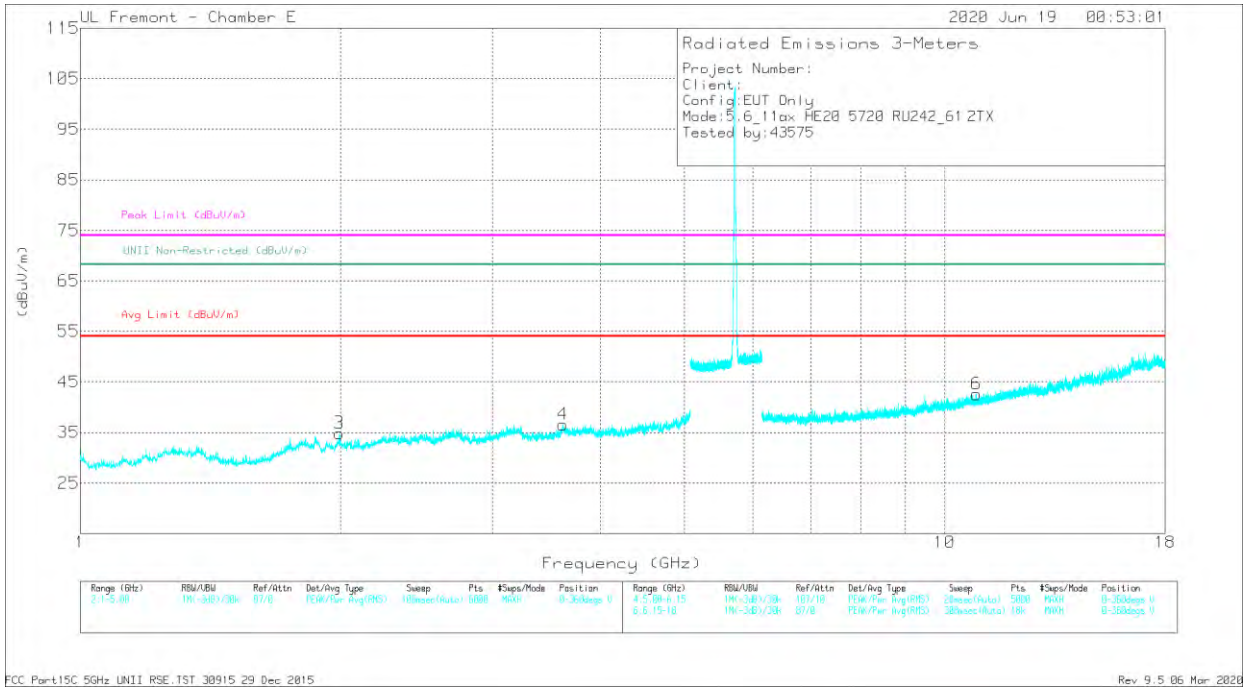

VERTICAL

UL VERIFICATION SERVICES INC.
47173 Benicia Street, Fremont, CA 94538; USA TEL:(510) 319-4000 FAX:(510) 661-0888

This report shall not be reproduced except in full, without the written approval of UL Verification Services Inc.

RADIATED EMISSIONS

Marker	Frequency (GHz)	Meter Reading (dBuV)	Det	AF T712 (dB/m)	Amp/Cbl/Fltr/Pad (dB)	Corrected Reading (dBuV/m)	Avg Limit (dBuV/m)	Margin (dB)	Peak Limit (dBuV/m)	PK Margin (dB)	UNII Non-Restricted (dBuV/m)	PK Margin (dB)	Azimuth (Degs)	Height (cm)	Polarity
1	* 1.34325	44.56	PK-U	29.5	-35.1	38.96	-	-	74	-35.04	-	-	0	199	H
	* 1.34387	32.9	ADR	29.5	-35.2	27.2	54	-26.8	-	-	-	-	0	199	H
2	* 4.12619	41.89	PK-U	33.5	-32.3	43.09	-	-	74	-30.91	-	-	0	101	H
	* 4.12598	30.69	ADR	33.5	-32.3	31.89	54	-22.11	-	-	-	-	0	101	H
4	* 3.61544	43.63	PK-U	33.7	-34.3	43.03	-	-	74	-30.97	-	-	0	199	V
	* 3.61471	32.27	ADR	33.6	-34.3	31.57	54	-22.43	-	-	-	-	0	199	V
5	* 11.77942	35.24	PK-U	38.4	-23.8	49.84	-	-	74	-24.16	-	-	0	199	H
	* 11.78133	24.33	ADR	38.4	-23.8	38.93	54	-15.07	-	-	-	-	0	199	H
6	* 10.88656	36.39	PK-U	37.7	-25.2	48.89	-	-	74	-25.11	-	-	0	199	V
	* 10.88559	25.32	ADR	37.7	-25.2	37.82	54	-16.18	-	-	-	-	0	199	V
3	1.99379	45.78	PK-U	31.7	-35.9	41.58	-	-	-	-	68.2	-26.62	0	199	V

* - indicates frequency in CFR47 Pt 15 / IC RSS-Restricted Band
PK-U - U-NII: Maximum Peak
ADR - U-NII AD primary method, RMS average

UL VERIFICATION SERVICES INC.
47173 Benicia Street, Fremont, CA 94538; USA TEL:(510) 319-4000 FAX:(510) 661-0888
This report shall not be reproduced except in full, without the written approval of UL Verification Services Inc.

2TX ANTENNA 6 + ANTENNA 5 OFDMA MODE – 26 Tones, RU Index 0

BANDEDGE (LOW CHANNEL)

HORIZONTAL RESULT

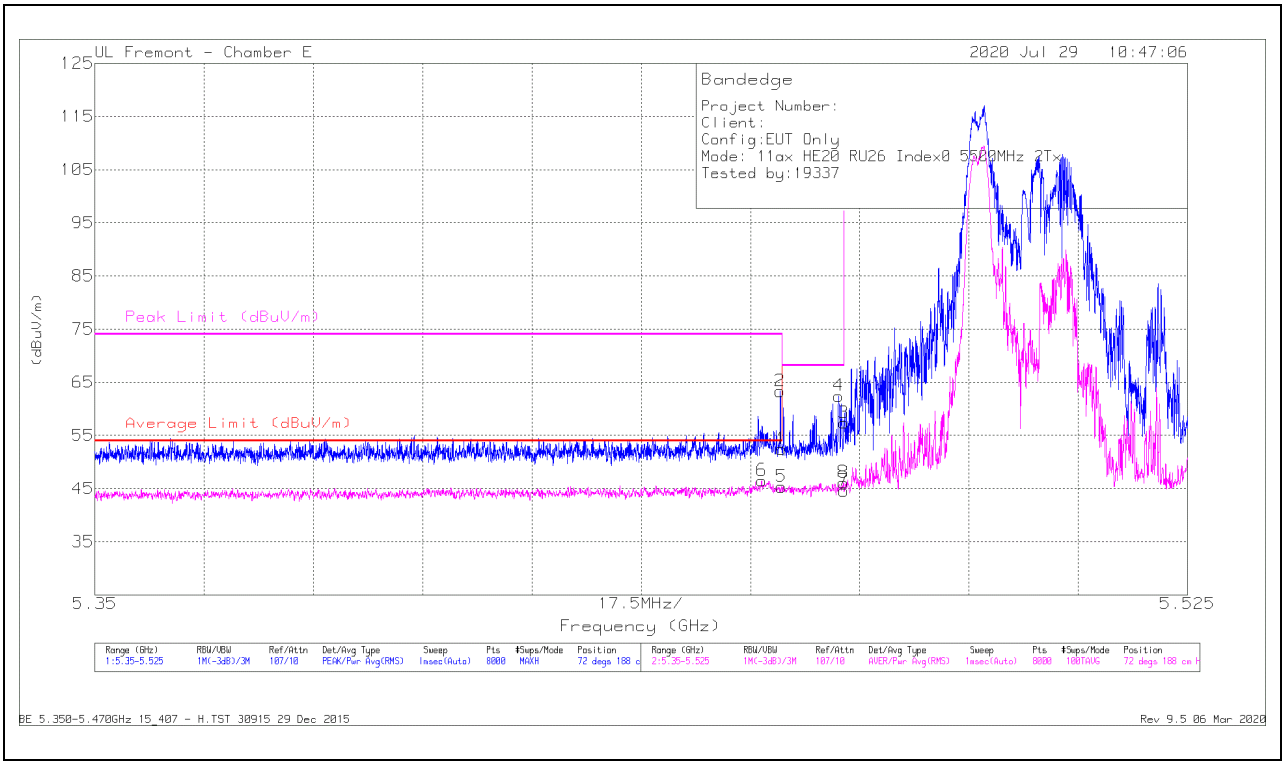

Marker	Frequency (GHz)	Meter Reading (dBuV)	Det	AF T712 (dB/m)	Amp/Cbl/Fltr/Pad (dB)	Corrected Reading (dBuV/m)	Average Limit (dBuV/m)	Margin (dB)	Peak Limit (dBuV/m)	PK Margin (dB)	Azimuth (Degs)	Height (cm)	Polarity
6	* 5.45679	33.6	RMS	34.6	-21.7	46.5	54	-7.5	-	-	72	188	H
2	* 5.45976	50.53	Pk	34.5	-21.7	63.33	-	-	74	-10.67	72	188	H
1	* 5.45998	39.64	Pk	34.5	-21.7	52.44	-	-	74	-21.56	72	188	H
5	* 5.45998	32.55	RMS	34.5	-21.7	45.35	54	-8.65	-	-	72	188	H
4	5.4691	49.55	Pk	34.6	-21.7	62.45	-	-	68.2	-5.75	72	188	H
8	5.46989	33.24	RMS	34.6	-21.7	46.14	-	-	-	-	72	188	H
3	5.46998	44.46	Pk	34.6	-21.7	57.36	-	-	68.2	-10.84	72	188	H
7	5.46998	31.71	RMS	34.6	-21.7	44.61	-	-	-	-	72	188	H

* - indicates frequency in CFR47 Pt 15 / IC RSS-Restricted Band
Pk - Peak detector
RMS - RMS detection

UL VERIFICATION SERVICES INC.
47173 Benicia Street, Fremont, CA 94538; USA TEL:(510) 319-4000 FAX:(510) 661-0888
This report shall not be reproduced except in full, without the written approval of UL Verification Services Inc.