VERTICAL RESULT

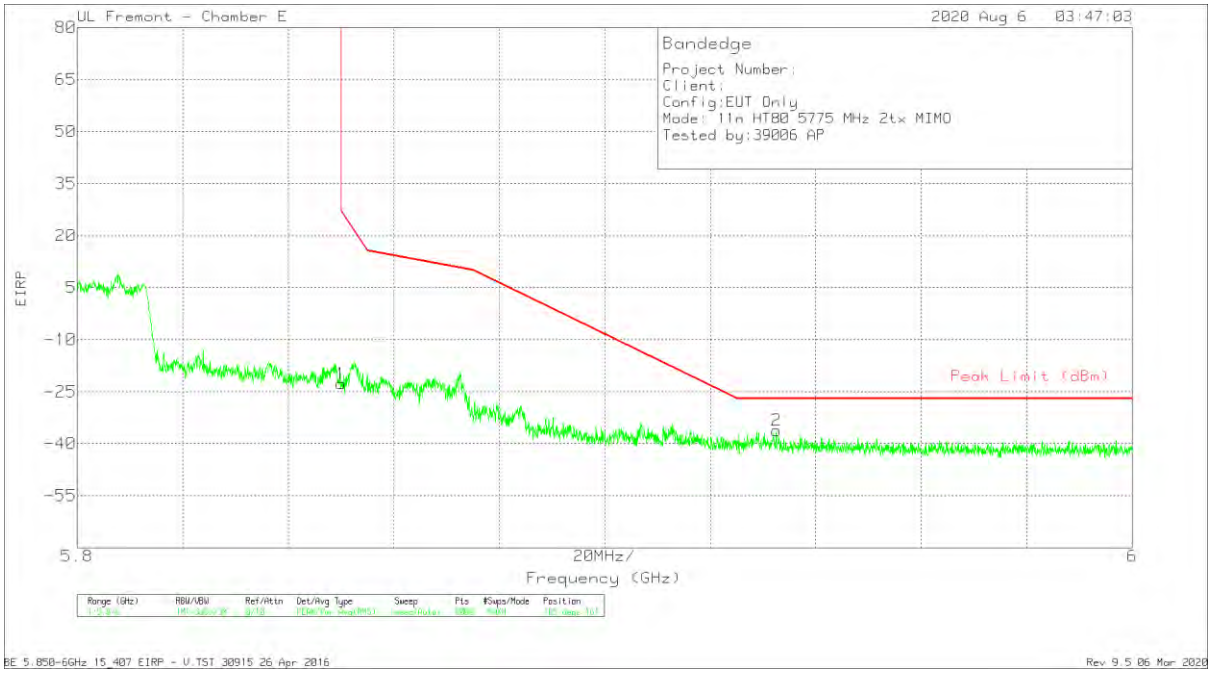

Marker	Frequency (GHz)	Meter Reading (dBm)	Det	AF T712 (dB/m)	Amp/Cbl/Fltr/Pad (dB)	Conversion Factor (dB)	DC Corr (dB)	Corrected Reading EIRP	Peak Limit (dBm)	PK Margin (dB)	Azimuth (Degs)	Height (cm)	Polarity
1	5.85001	-48.69	Pk	34.9	-20.7	11.8	0	-22.69	26.99	-49.68	165	161	V
2	5.93254	-62.1	Pk	35.1	-21	11.8	0	-36.2	-27	-9.2	165	161	V

Pk - Peak detector

UL VERIFICATION SERVICES INC.
47173 Benicia Street, Fremont, CA 94538; USA TEL:(510) 319-4000 FAX:(510) 661-0888

This report shall not be reproduced except in full, without the written approval of UL Verification Services Inc.

HARMONICS AND SPURIOUS EMISSIONS

MID CHANNEL RESULTS

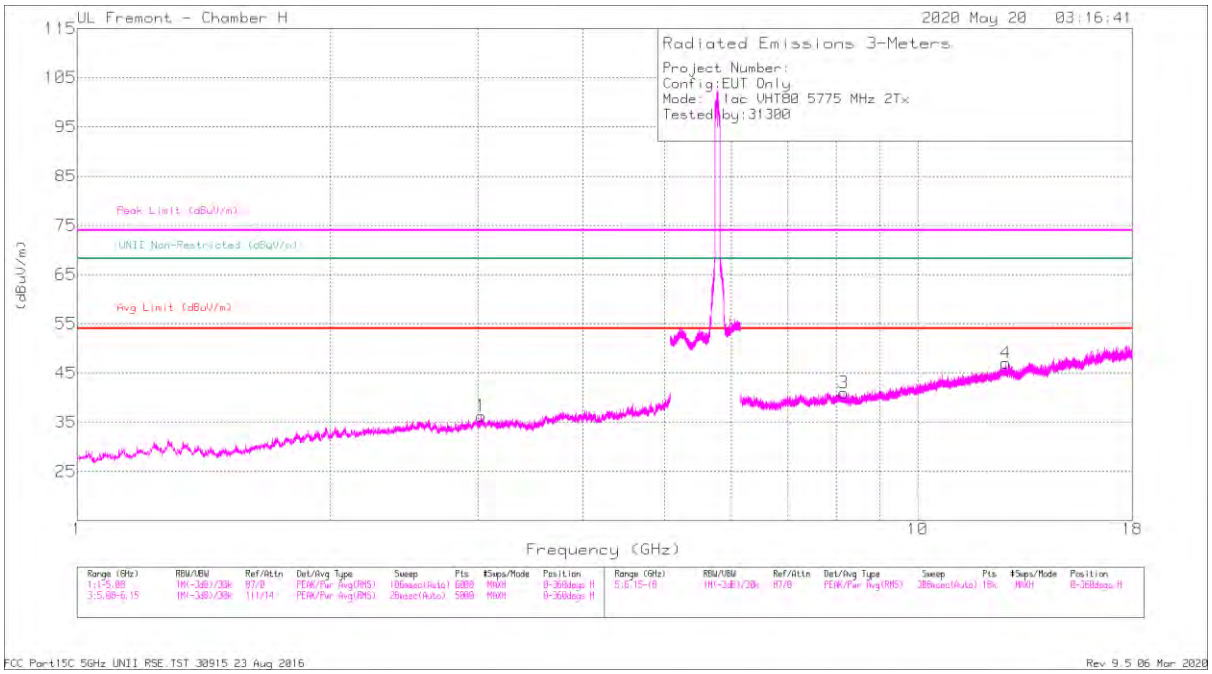

HORIZONTAL

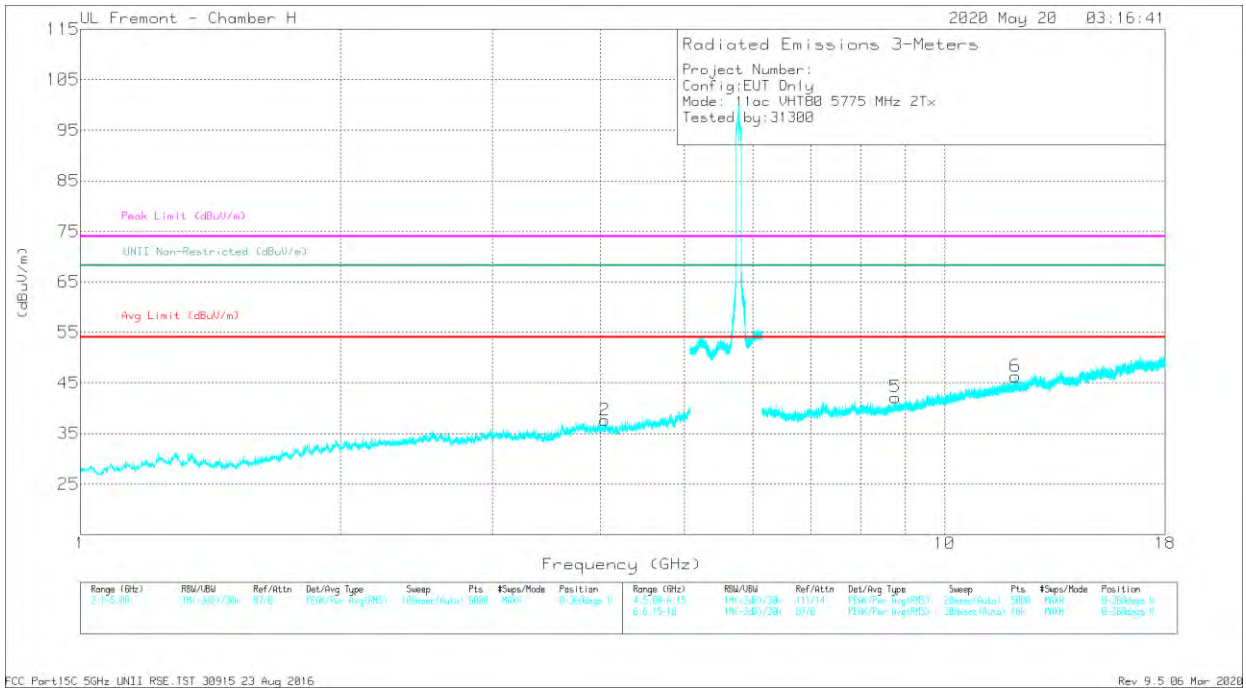

VERTICAL

UL VERIFICATION SERVICES INC.
47173 Benicia Street, Fremont, CA 94538; USA TEL:(510) 319-4000 FAX:(510) 661-0888

This report shall not be reproduced except in full, without the written approval of UL Verification Services Inc.

RADIATED EMISSIONS

Marker	Frequency (GHz)	Meter Reading (dBuV)	Det	AF T863 (dB/m)	Amp/Cbl/Fltr/Pad (dB)	Corrected Reading (dBuV/m)	Avg Limit (dBuV/m)	Margin (dB)	Peak Limit (dBuV/m)	PK Margin (dB)	UNII Non-Restricted (dBuV/m)	PK Margin (dB)	Azimuth (Degs)	Height (cm)	Polarity
2	* 4.04426	43.03	PK-U	33.5	-32.1	44.43	-	-	74	-29.57	-	-	10	101	V
	* 4.04819	31.57	ADR	33.5	-32.1	32.97	54	-21.03	-	-	-	-	10	101	V
3	* 8.16767	38.35	PK-U	36	-27	47.35	-	-	74	-26.65	-	-	82	200	H
	* 8.16653	26.57	ADR	36	-27	35.57	54	-18.43	-	-	-	-	82	200	H
6	* 12.07869	37.27	PK-U	38.8	-23.8	52.27	-	-	74	-21.73	-	-	263	101	V
	* 12.08005	25.79	ADR	38.8	-23.8	40.79	54	-13.21	-	-	-	-	263	101	V
1	3.02457	42.64	PK-U	32.9	-32.2	43.34	-	-	-	-	68.2	-24.86	0	101	H
5	8.76991	37.27	PK-U	36.2	-25.9	47.57	-	-	-	-	68.2	-20.63	175	101	V
4	12.72971	36.83	PK-U	39.8	-23.5	53.13	-	-	-	-	68.2	-15.07	212	101	H

* - indicates frequency in CFR47 Pt 15 / IC RSS-Restricted Band
PK-U - U-NII: Maximum Peak
ADR - U-NII AD primary method, RMS average

UL VERIFICATION SERVICES INC.
47173 Benicia Street, Fremont, CA 94538; USA TEL:(510) 319-4000 FAX:(510) 661-0888

This report shall not be reproduced except in full, without the written approval of UL Verification Services Inc.

6.1.22. TX ABOVE 1 GHz 802.11ax HE20 MODE IN THE 5.8 GHz BAND

1TX ANTENNA 6 – 242 Tones, RU Index 61

BANDEDGE (LOW CHANNEL)

HORIZONTAL RESULT

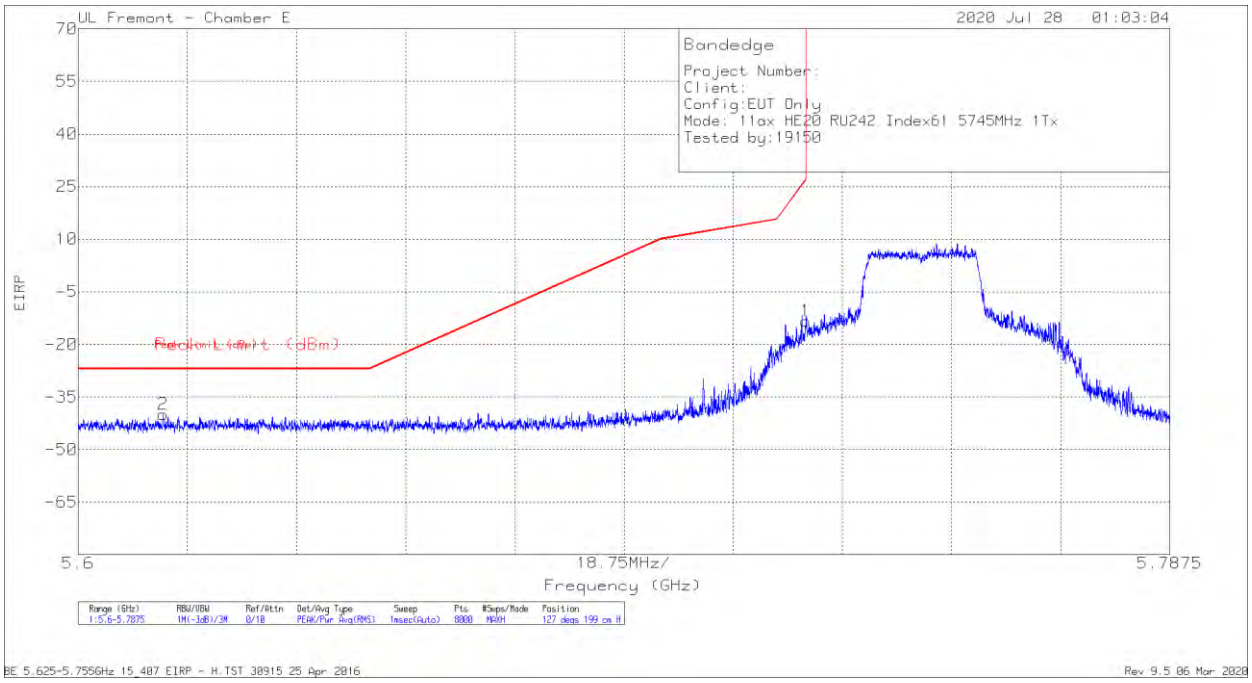

Marker	Frequency (GHz)	Meter Reading (dBm)	Det	AF T712 (dB/m)	Amp/Cbl/Fltr/Pad (dB)	Conversion Factor (dB)	Corrected Reading EIRP	Peak Limit (dBm)	PK Margin (dB)	Azimuth (Degs)	Height (cm)	Polarity
2	5.61456	-64.77	Pk	34.7	-21.7	11.8	-39.97	-27	-12.97	127	199	H
1	5.72498	-38.59	Pk	34.7	-21.2	11.8	-13.29	26.96	-40.25	127	199	H

Pk - Peak detector

UL VERIFICATION SERVICES INC.
47173 Benicia Street, Fremont, CA 94538; USA TEL:(510) 319-4000 FAX:(510) 661-0888
This report shall not be reproduced except in full, without the written approval of UL Verification Services Inc.

VERTICAL RESULT

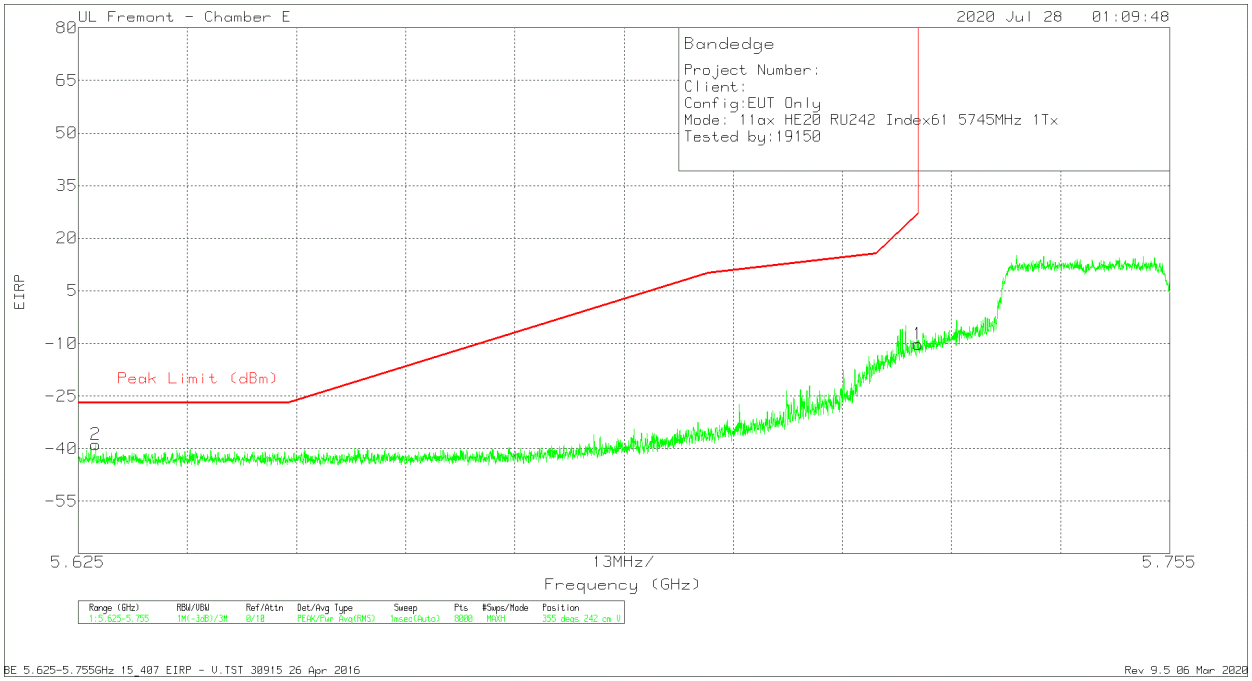

Marker	Frequency (GHz)	Meter Reading (dBm)	Det	AF T712 (dB/m)	Amp/Cbl/Fltr/Pad (dB)	Conversion Factor (dB)	Corrected Reading EIRP	Peak Limit (dBm)	PK Margin (dB)	Azimuth (Degs)	Height (cm)	Polarity
2	5.62708	-63.83	Pk	34.8	-21.7	11.8	-38.93	-27	-11.93	355	242	V
1	5.725	-35.48	Pk	34.7	-21.2	11.8	-10.18	27	-37.18	355	242	V

Pk - Peak detector

UL VERIFICATION SERVICES INC.
47173 Benicia Street, Fremont, CA 94538; USA TEL:(510) 319-4000 FAX:(510) 661-0888

This report shall not be reproduced except in full, without the written approval of UL Verification Services Inc.

BANDEDGE (HIGH CHANNEL)

HORIZONTAL RESULT

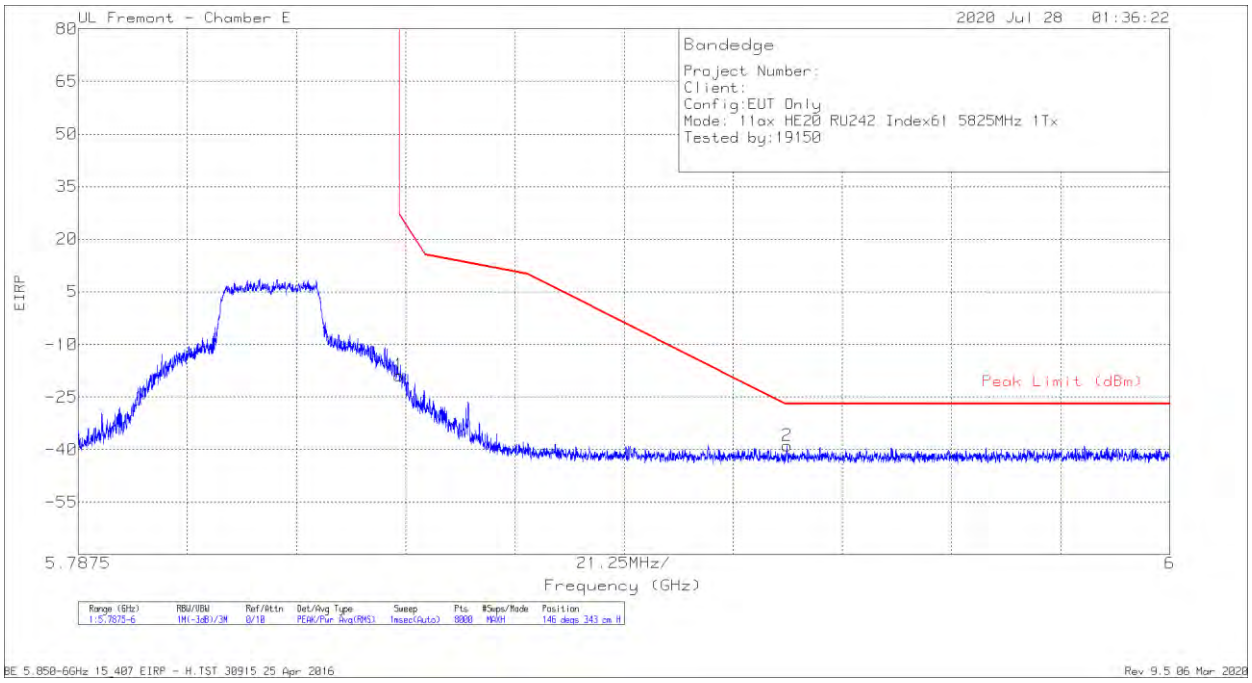

Marker	Frequency (GHz)	Meter Reading (dBm)	Det	AF T712 (dB/m)	Amp/Cbl/Fltr/Pad (dB)	Conversion Factor (dB)	Corrected Reading EIRP	Peak Limit (dBm)	PK Margin (dB)	Azimuth (Degs)	Height (cm)	Polarity
1	5.85001	-44.79	Pk	34.9	-20.7	11.8	-18.79	26.98	-45.77	146	343	H
2	5.92548	-64.82	Pk	35.1	-21	11.8	-38.92	-27	-11.92	146	343	H

Pk - Peak detector

BE 5.850-6GHz 15_407 EIRP - H.TST 30915 25 Apr 2016
Rev 9.5 06 Mar 2020

UL VERIFICATION SERVICES INC.
47173 Benicia Street, Fremont, CA 94538; USA TEL:(510) 319-4000 FAX:(510) 661-0888

This report shall not be reproduced except in full, without the written approval of UL Verification Services Inc.

VERTICAL RESULT

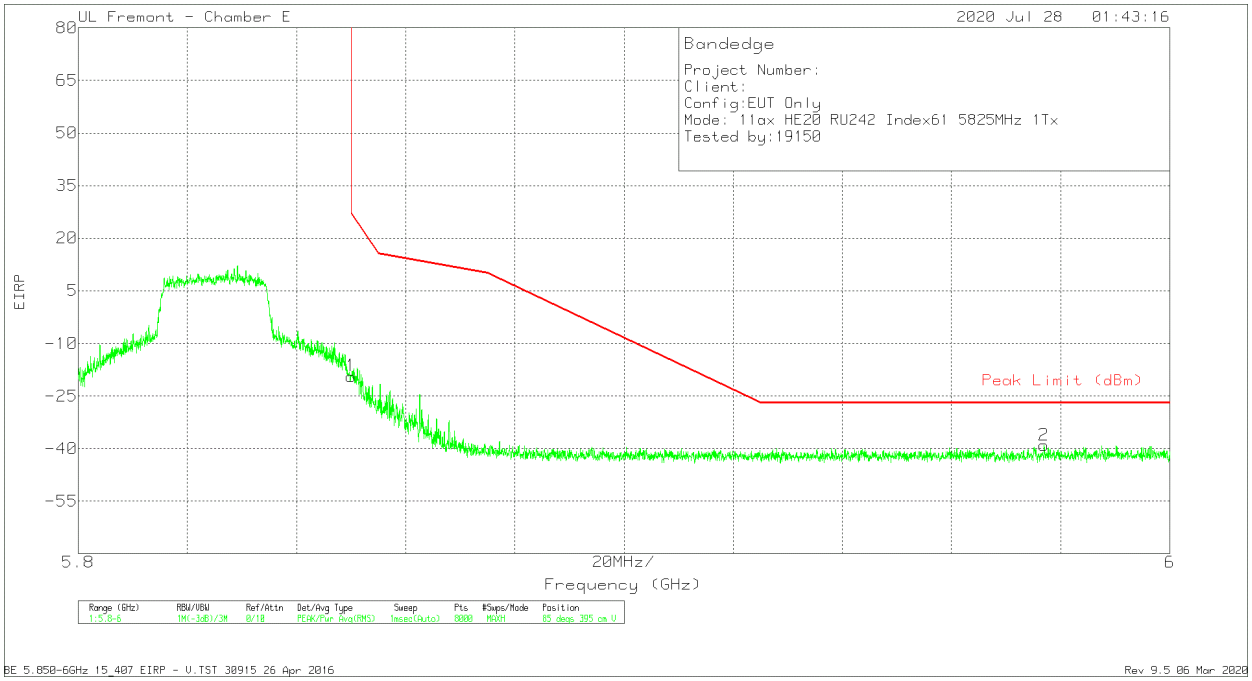

Marker	Frequency (GHz)	Meter Reading (dBm)	Det	AF T712 (dB/m)	Amp/Cbl/Fltr/Pad (dB)	Conversion Factor (dB)	Corrected Reading EIRP	Peak Limit (dBm)	PK Margin (dB)	Azimuth (Degs)	Height (cm)	Polarity
1	5.85001	-45.34	Pk	34.9	-20.7	11.8	-19.34	26.99	-46.33	85	395	V
2	5.97697	-65.12	Pk	35.2	-20.9	11.8	-39.02	-27	-12.02	85	395	V

Pk - Peak detector

UL VERIFICATION SERVICES INC.
47173 Benicia Street, Fremont, CA 94538; USA TEL:(510) 319-4000 FAX:(510) 661-0888

This report shall not be reproduced except in full, without the written approval of UL Verification Services Inc.

1TX ANTENNA 6 – 26 Tones, RU Index 0

BANDEDGE (LOW CHANNEL)

HORIZONTAL RESULT

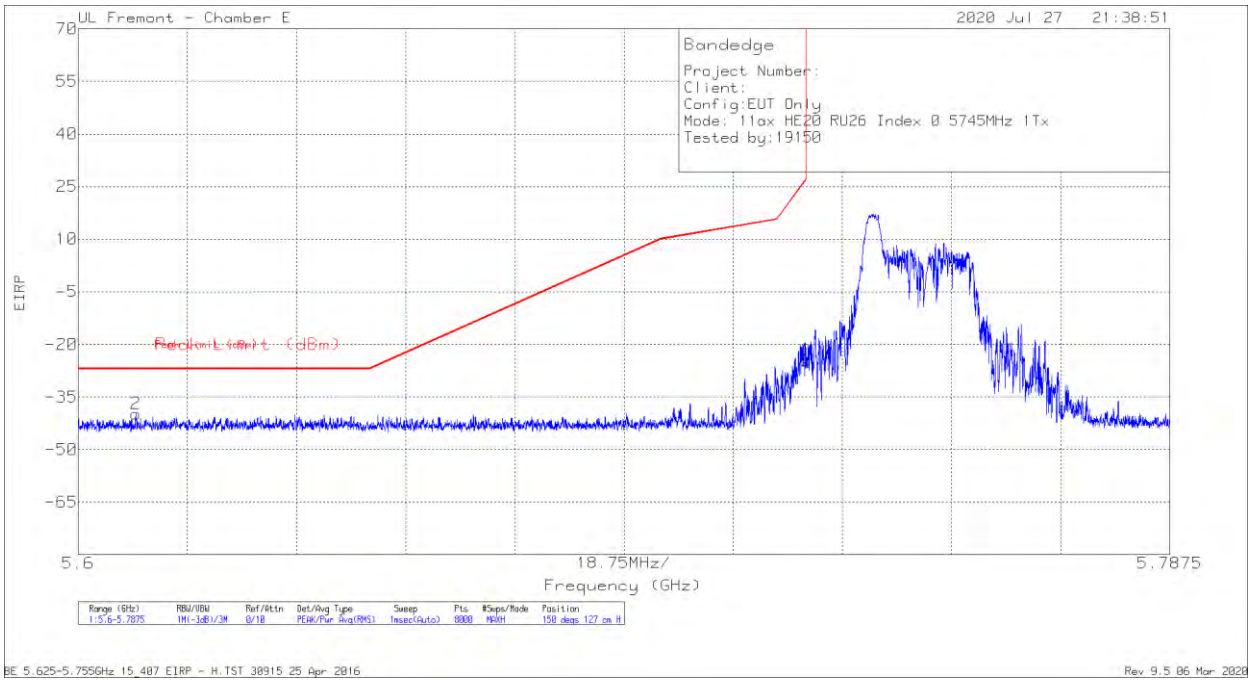

Marker	Frequency (GHz)	Meter Reading (dBm)	Det	AF T712 (dB/m)	Amp/Cbl/Fltr/Pad (dB)	Conversion Factor (dB)	Corrected Reading EIRP	Peak Limit (dBm)	PK Margin (dB)	Azimuth (Degs)	Height (cm)	Polarity
2	5.60989	-64.63	Pk	34.7	-21.7	11.8	-39.83	-27	-12.83	150	127	H
1	5.72498	-49.84	Pk	34.7	-21.2	11.8	-24.54	26.96	-51.5	150	127	H

Pk - Peak detector

UL VERIFICATION SERVICES INC.
47173 Benicia Street, Fremont, CA 94538; USA TEL:(510) 319-4000 FAX:(510) 661-0888

This report shall not be reproduced except in full, without the written approval of UL Verification Services Inc.

VERTICAL RESULT

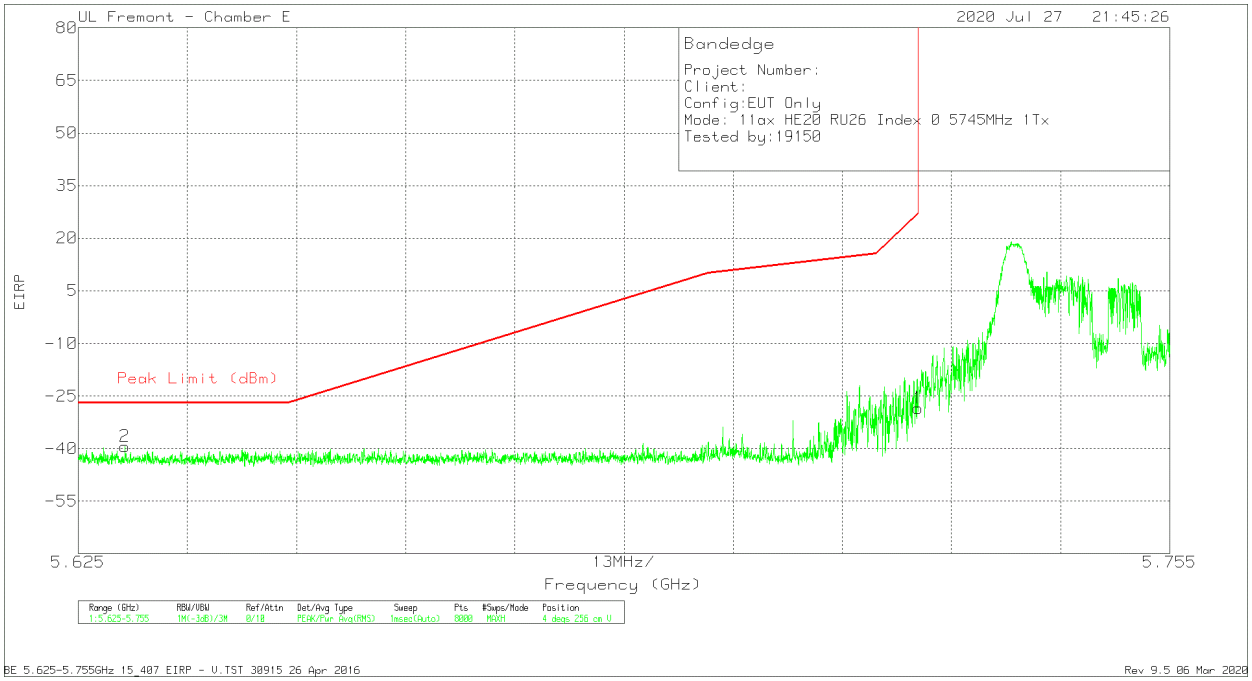

Marker	Frequency (GHz)	Meter Reading (dBm)	Det	AF T712 (dB/m)	Amp/Cbl/Fltr/Pad (dB)	Conversion Factor (dB)	Corrected Reading EIRP	Peak Limit (dBm)	PK Margin (dB)	Azimuth (Degs)	Height (cm)	Polarity
2	5.63056	-64.26	Pk	34.7	-21.7	11.8	-39.46	-27	-12.46	4	256	V
1	5.725	-53.78	Pk	34.7	-21.2	11.8	-28.48	27	-55.48	4	256	V

Pk - Peak detector

UL VERIFICATION SERVICES INC.
47173 Benicia Street, Fremont, CA 94538; USA TEL:(510) 319-4000 FAX:(510) 661-0888

This report shall not be reproduced except in full, without the written approval of UL Verification Services Inc.

1TX ANTENNA 6 – 26 Tones, RU Index 8

BANDEDGE (HIGH CHANNEL)

HORIZONTAL RESULT

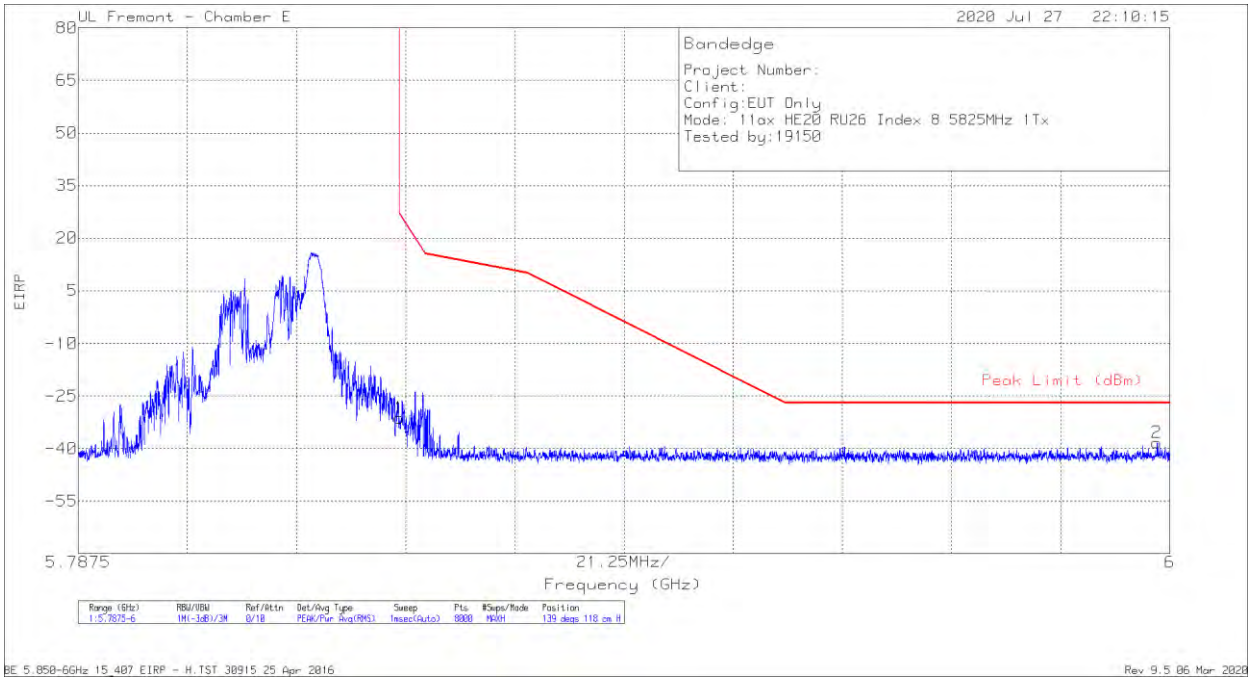

Marker	Frequency (GHz)	Meter Reading (dBm)	Det	AF T712 (dB/m)	Amp/Cbl/Fltr/Pad (dB)	Conversion Factor (dB)	Corrected Reading EIRP	Peak Limit (dBm)	PK Margin (dB)	Azimuth (Degs)	Height (cm)	Polarity
1	5.85001	-57.29	Pk	34.9	-20.7	11.8	-31.29	26.98	-58.27	139	118	H
2	5.99753	-64.64	Pk	35.2	-20.6	11.8	-38.24	-27	-11.24	139	118	H

Pk - Peak detector

UL VERIFICATION SERVICES INC.
47173 Benicia Street, Fremont, CA 94538; USA TEL:(510) 319-4000 FAX:(510) 661-0888

This report shall not be reproduced except in full, without the written approval of UL Verification Services Inc.

VERTICAL RESULT

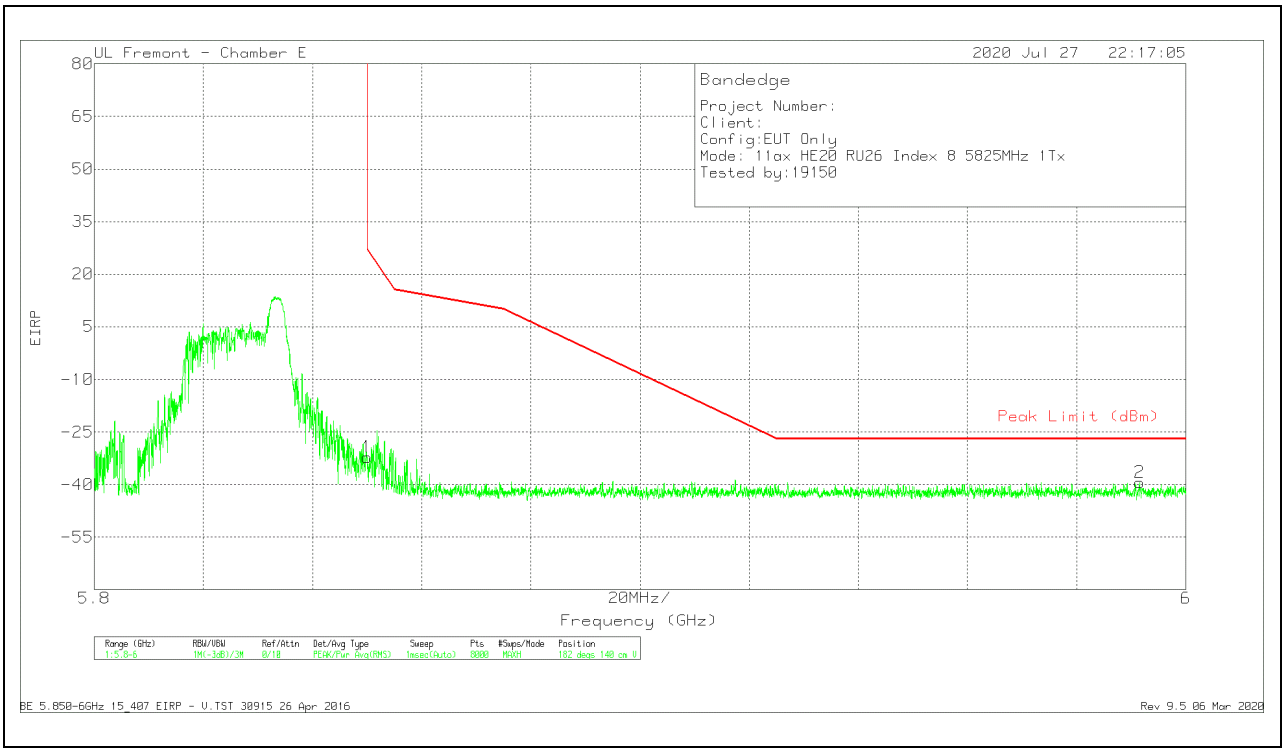

Marker	Frequency (GHz)	Meter Reading (dBm)	Det	AF T712 (dB/m)	Amp/Cbl/Fltr/Pad (dB)	Conversion Factor (dB)	Corrected Reading EIRP	Peak Limit (dBm)	PK Margin (dB)	Azimuth (Degs)	Height (cm)	Polarity
1	5.85001	-58.17	Pk	34.9	-20.7	11.8	-32.17	26.99	-59.16	182	140	V
2	5.99152	-65.69	Pk	35.2	-20.7	11.8	-39.39	-27	-12.39	182	140	V

Pk - Peak detector

UL VERIFICATION SERVICES INC.
47173 Benicia Street, Fremont, CA 94538; USA TEL:(510) 319-4000 FAX:(510) 661-0888

This report shall not be reproduced except in full, without the written approval of UL Verification Services Inc.

1TX ANTENNA 5 – 242 Tones, RU Index 61

BANDEDGE (LOW CHANNEL)

HORIZONTAL RESULT

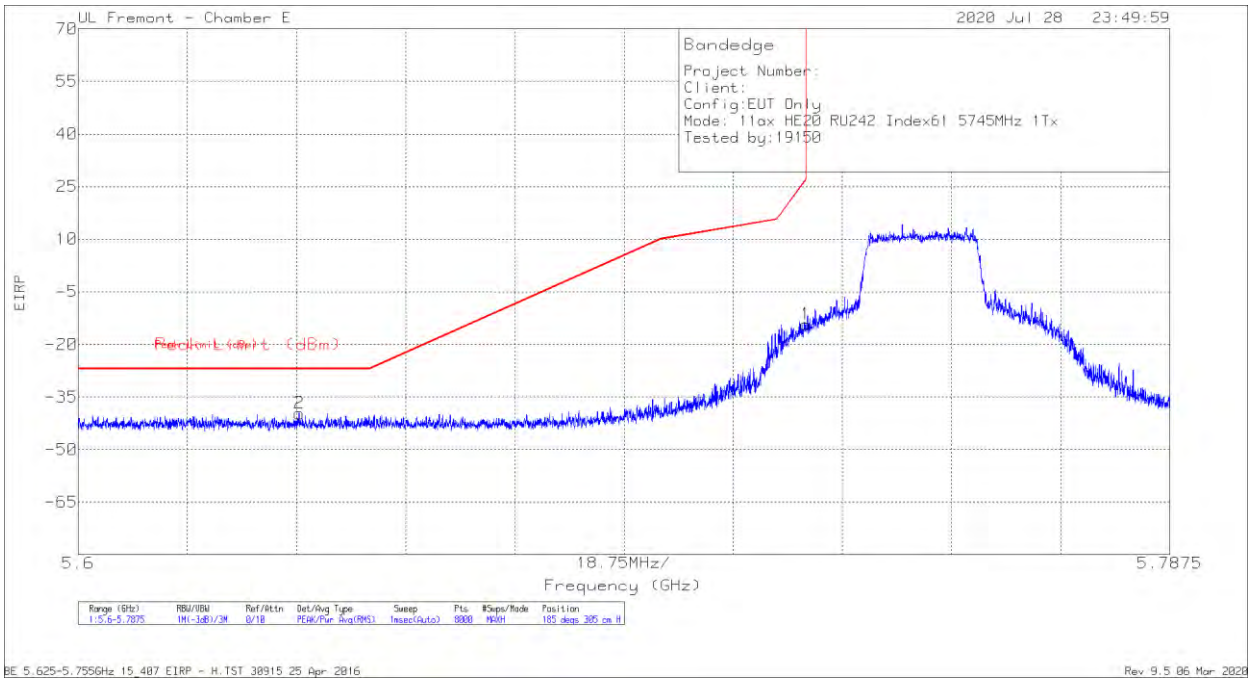

Marker	Frequency (GHz)	Meter Reading (dBm)	Det	AF T712 (dB/m)	Amp/Cbl/Fltr/Pad (dB)	Conversion Factor (dB)	Corrected Reading EIRP	Peak Limit (dBm)	PK Margin (dB)	Azimuth (Degs)	Height (cm)	Polarity
2	5.63793	-64.59	Pk	34.7	-21.6	11.8	-39.69	-27	-12.69	185	305	H
1	5.72498	-39.56	Pk	34.7	-21.2	11.8	-14.26	26.96	-41.22	185	305	H

Pk - Peak detector

UL VERIFICATION SERVICES INC.
47173 Benicia Street, Fremont, CA 94538; USA TEL:(510) 319-4000 FAX:(510) 661-0888

This report shall not be reproduced except in full, without the written approval of UL Verification Services Inc.

VERTICAL RESULT

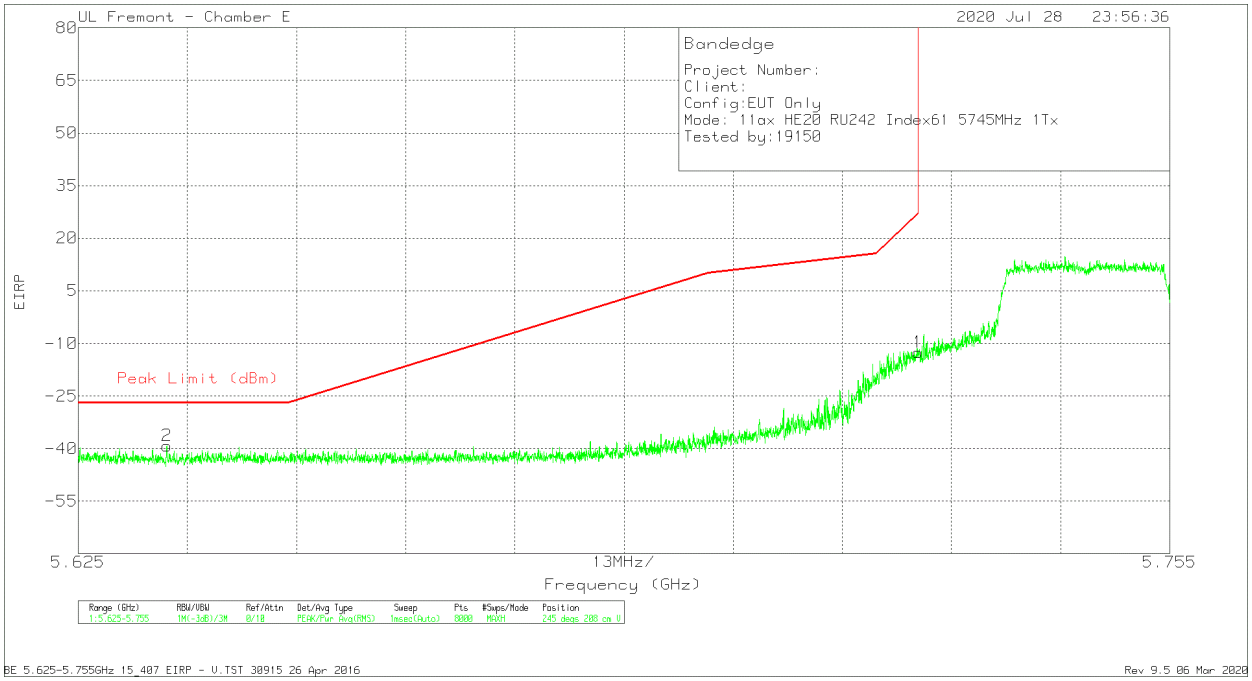

Marker	Frequency (GHz)	Meter Reading (dBm)	Det	AF T712 (dB/m)	Amp/Cbl/Fltr/Pad (dB)	Conversion Factor (dB)	Corrected Reading EIRP	Peak Limit (dBm)	PK Margin (dB)	Azimuth (Degs)	Height (cm)	Polarity
2	5.63555	-63.97	Pk	34.6	-21.7	11.8	-39.27	-27	-12.27	245	208	V
1	5.725	-37.92	Pk	34.7	-21.2	11.8	-12.62	27	-39.62	245	208	V

Pk - Peak detector

UL VERIFICATION SERVICES INC.
47173 Benicia Street, Fremont, CA 94538; USA TEL:(510) 319-4000 FAX:(510) 661-0888

This report shall not be reproduced except in full, without the written approval of UL Verification Services Inc.

BANDEDGE (HIGH CHANNEL)

HORIZONTAL RESULT

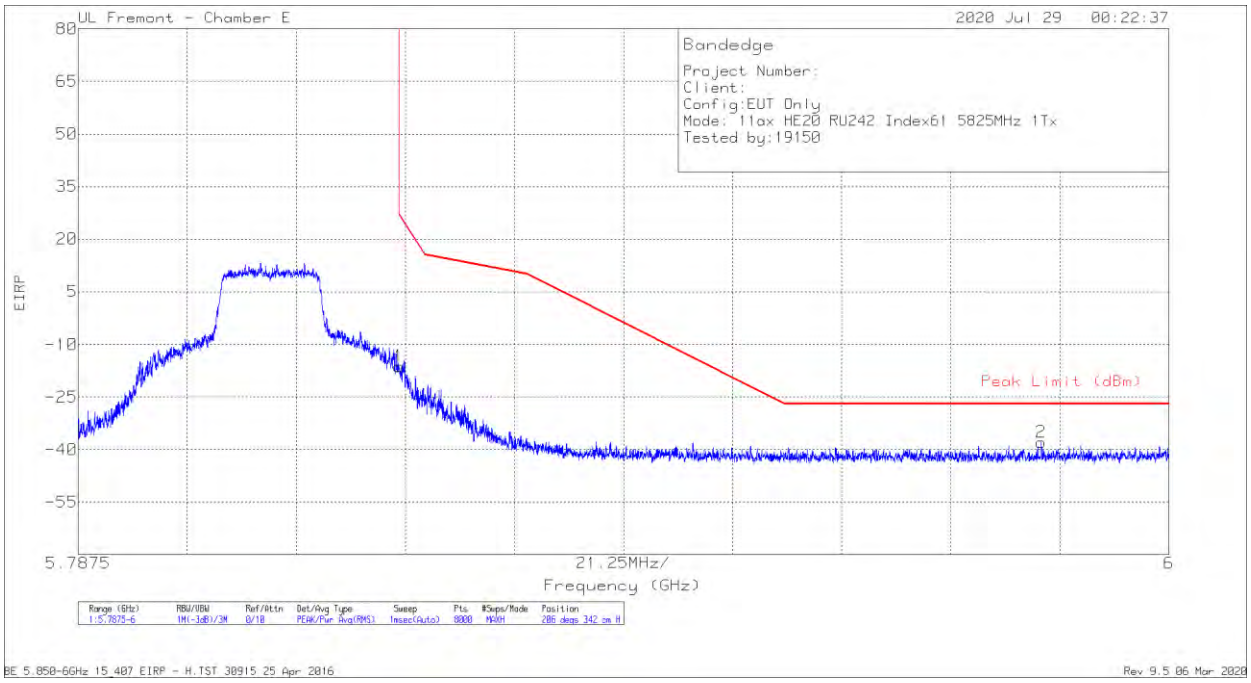

Marker	Frequency (GHz)	Meter Reading (dBm)	Det	AF T712 (dB/m)	Amp/Cbl/Fltr/Pad (dB)	Conversion Factor (dB)	Corrected Reading EIRP	Peak Limit (dBm)	PK Margin (dB)	Azimuth (Degs)	Height (cm)	Polarity
1	5.85001	-42.3	Pk	34.9	-20.7	11.8	-16.3	26.98	-43.28	206	342	H
2	5.97514	-63.98	Pk	35.2	-20.9	11.8	-37.88	-27	-10.88	206	342	H

Pk - Peak detector

UL VERIFICATION SERVICES INC.
47173 Benicia Street, Fremont, CA 94538; USA TEL:(510) 319-4000 FAX:(510) 661-0888

This report shall not be reproduced except in full, without the written approval of UL Verification Services Inc.

VERTICAL RESULT

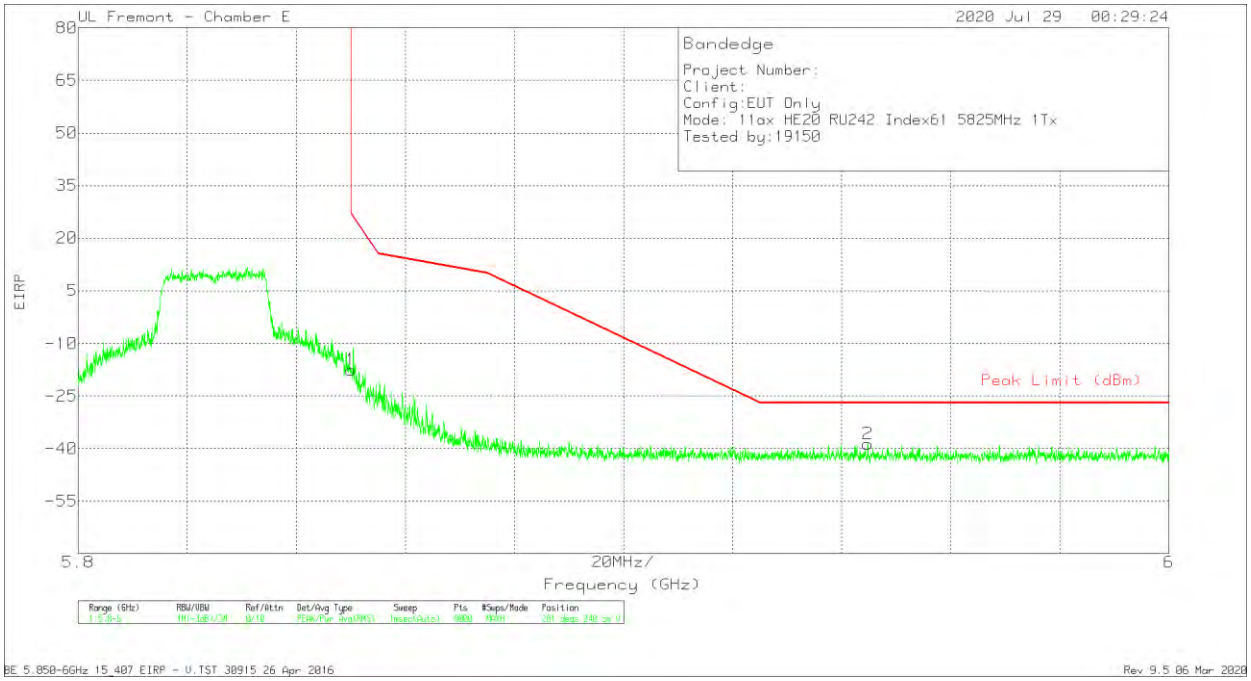

Marker	Frequency (GHz)	Meter Reading (dBm)	Det	AF T712 (dB/m)	Amp/Cbl/Fltr/Pad (dB)	Conversion Factor (dB)	Corrected Reading EIRP	Peak Limit (dBm)	PK Margin (dB)	Azimuth (Degs)	Height (cm)	Polarity
1	5.85001	-43.53	Pk	34.9	-20.7	11.8	-17.53	26.99	-44.52	281	240	V
2	5.94479	-64.62	Pk	35.2	-21	11.8	-38.62	-27	-11.62	281	240	V

Pk - Peak detector

UL VERIFICATION SERVICES INC.
47173 Benicia Street, Fremont, CA 94538; USA TEL:(510) 319-4000 FAX:(510) 661-0888

This report shall not be reproduced except in full, without the written approval of UL Verification Services Inc.

1TX ANTENNA 5 – 26 Tones, RU Index 0

BANDEDGE (LOW CHANNEL)

HORIZONTAL RESULT

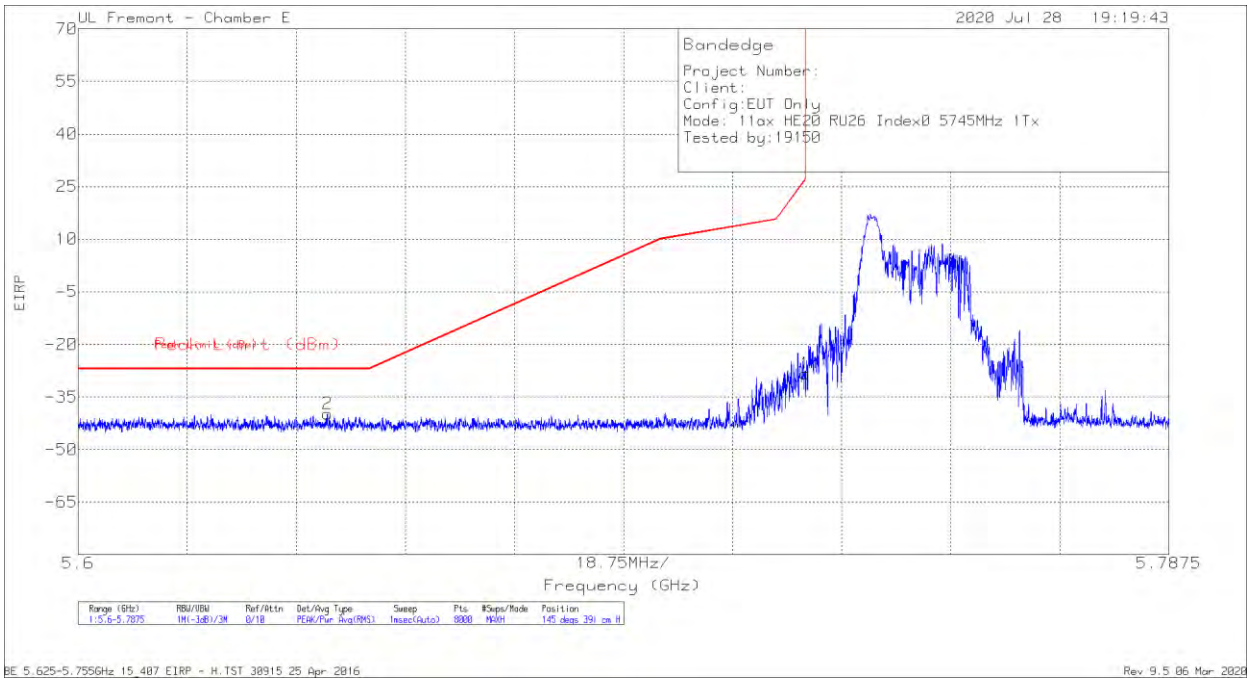

Marker	Frequency (GHz)	Meter Reading (dBm)	Det	AF T712 (dB/m)	Amp/Cbl/Fltr/Pad (dB)	Conversion Factor (dB)	Corrected Reading EIRP	Peak Limit (dBm)	PK Margin (dB)	Azimuth (Degs)	Height (cm)	Polarity
2	5.64285	-64.8	Pk	34.8	-21.6	11.8	-39.8	-27	-12.8	145	391	H
1	5.72498	-53.59	Pk	34.7	-21.2	11.8	-28.29	26.96	-55.25	145	391	H

Pk - Peak detector

UL VERIFICATION SERVICES INC.
47173 Benicia Street, Fremont, CA 94538; USA TEL:(510) 319-4000 FAX:(510) 661-0888

This report shall not be reproduced except in full, without the written approval of UL Verification Services Inc.

VERTICAL RESULT

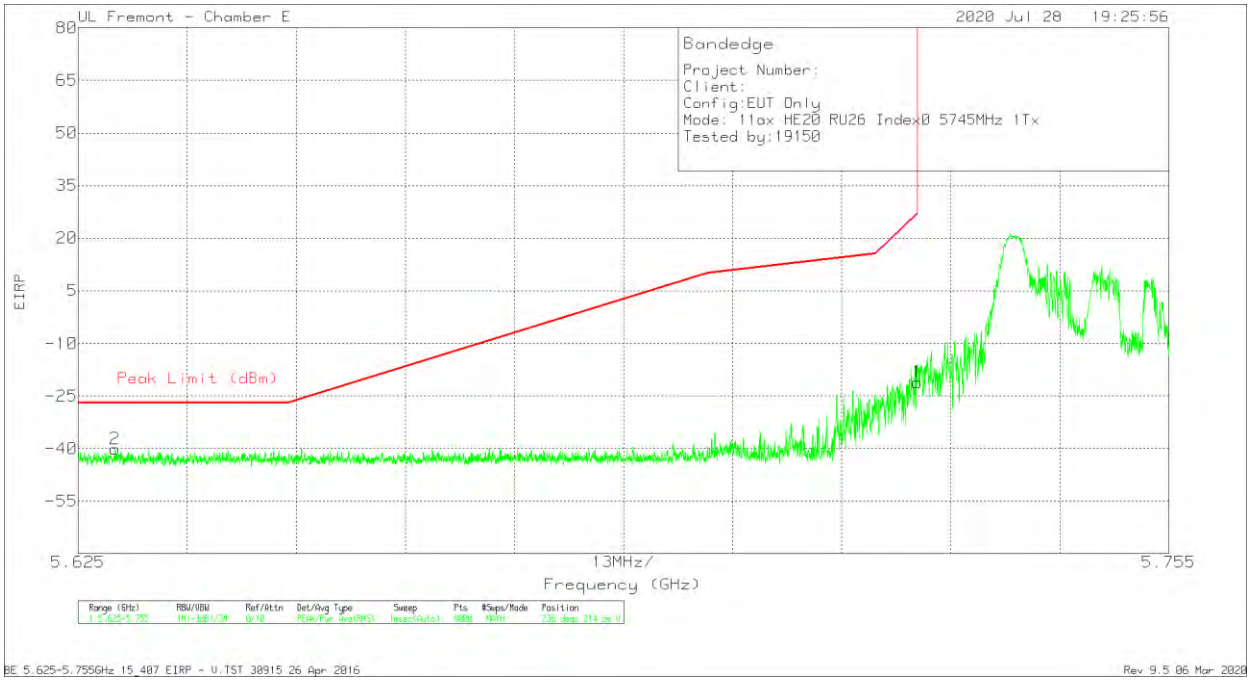

Marker	Frequency (GHz)	Meter Reading (dBm)	Det	AF T712 (dB/m)	Amp/Cbl/Fltr/Pad (dB)	Conversion Factor (dB)	Corrected Reading EIRP	Peak Limit (dBm)	PK Margin (dB)	Azimuth (Degs)	Height (cm)	Polarity
2	5.62942	-64.91	Pk	34.7	-21.7	11.8	-40.11	-27	-13.11	236	214	V
1	5.725	-46.45	Pk	34.7	-21.2	11.8	-21.15	27	-48.15	236	214	V

Pk - Peak detector

UL VERIFICATION SERVICES INC.
47173 Benicia Street, Fremont, CA 94538; USA TEL:(510) 319-4000 FAX:(510) 661-0888

This report shall not be reproduced except in full, without the written approval of UL Verification Services Inc.

1TX ANTENNA 5 – 26 Tones, RU Index 8

BANDEDGE (HIGH CHANNEL)

HORIZONTAL RESULT

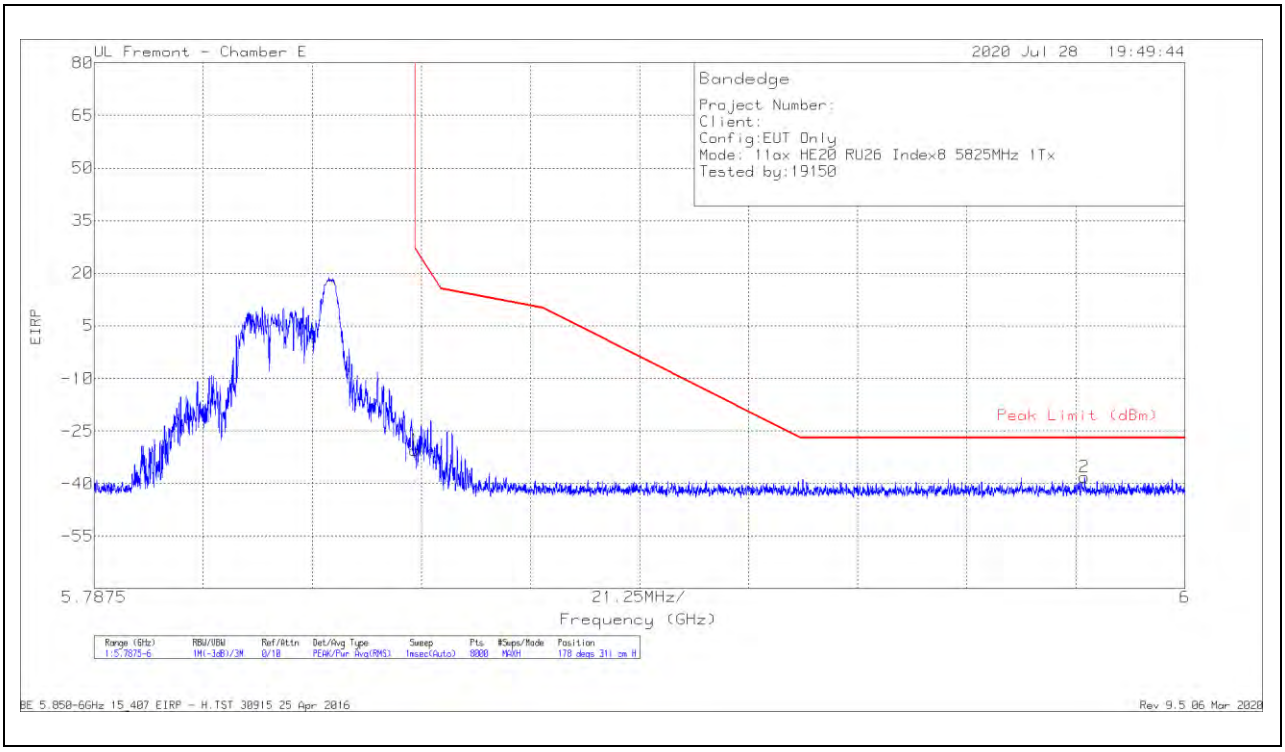

Marker	Frequency (GHz)	Meter Reading (dBm)	Det	AF T712 (dB/m)	Amp/Cbl/Fltr/Pad (dB)	Conversion Factor (dB)	Corrected Reading EIRP	Peak Limit (dBm)	PK Margin (dB)	Azimuth (Degs)	Height (cm)	Polarity
1	5.85001	-56.55	Pk	34.9	-20.7	11.8	-30.55	26.98	-57.53	178	311	H
2	5.98045	-64.37	Pk	35.2	-20.8	11.8	-38.17	-27	-11.17	178	311	H

Pk - Peak detector

UL VERIFICATION SERVICES INC.
47173 Benicia Street, Fremont, CA 94538; USA TEL:(510) 319-4000 FAX:(510) 661-0888

This report shall not be reproduced except in full, without the written approval of UL Verification Services Inc.

VERTICAL RESULT

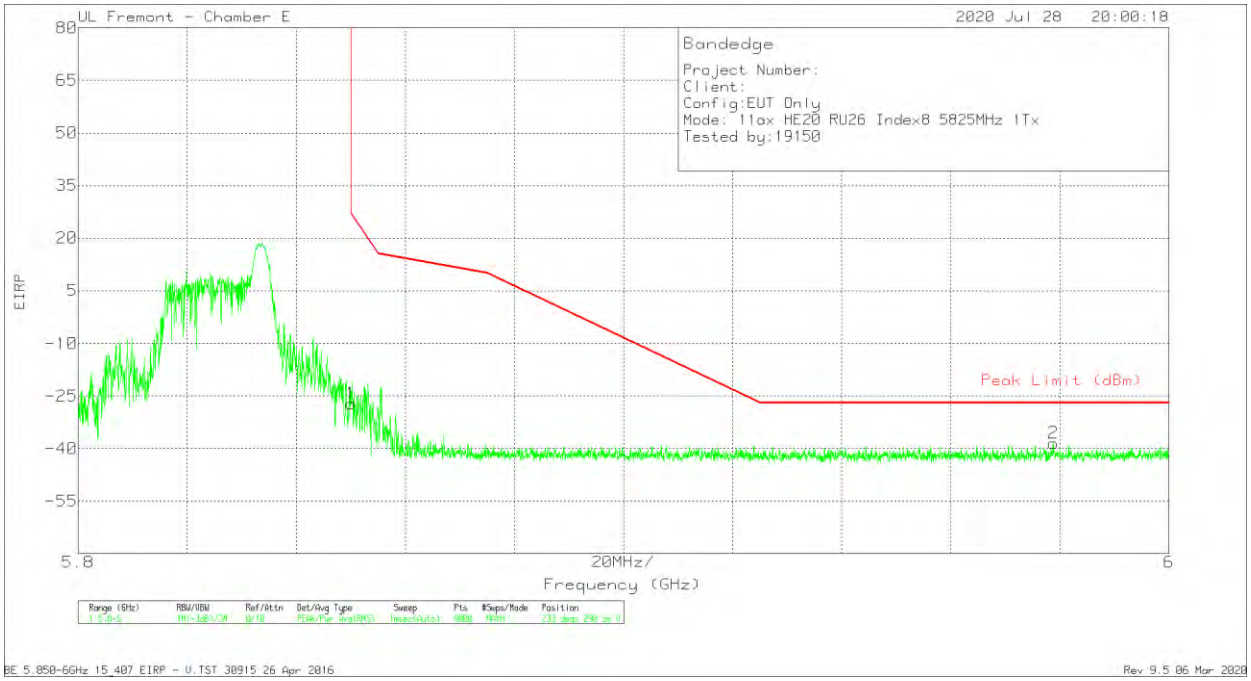

Marker	Frequency (GHz)	Meter Reading (dBm)	Det	AF T712 (dB/m)	Amp/Cbl/Fltr/Pad (dB)	Conversion Factor (dB)	Corrected Reading EIRP	Peak Limit (dBm)	PK Margin (dB)	Azimuth (Degs)	Height (cm)	Polarity
1	5.85001	-53.23	Pk	34.9	-20.7	11.8	-27.23	26.99	-54.22	233	290	V
2	5.97882	-64.65	Pk	35.2	-20.8	11.8	-38.45	-27	-11.45	233	290	V

Pk - Peak detector

UL VERIFICATION SERVICES INC.
47173 Benicia Street, Fremont, CA 94538; USA TEL:(510) 319-4000 FAX:(510) 661-0888

This report shall not be reproduced except in full, without the written approval of UL Verification Services Inc.

2TX ANTENNA 6 + ANTENNA 5 OFDMA MODE – 242 Tones, RU Index 61

BANDEDGE (LOW CHANNEL)

HORIZONTAL RESULT

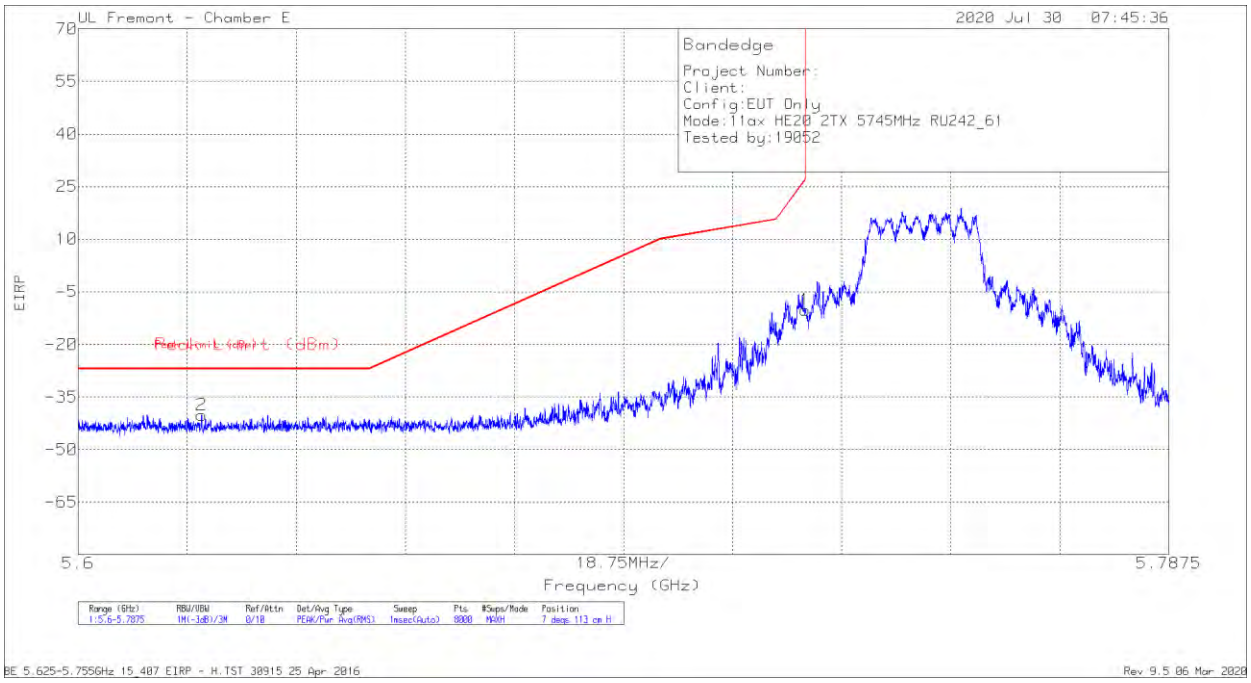

Marker	Frequency (GHz)	Meter Reading (dBm)	Det	AF T712 (dB/m)	Amp/Cbl/Fltr/Pad (dB)	Conversion Factor (dB)	Corrected Reading EIRP	Peak Limit (dBm)	PK Margin (dB)	Azimuth (Degs)	Height (cm)	Polarity
2	5.62121	-64.92	Pk	34.7	-21.7	11.8	-40.12	-27	-13.12	7	113	H
1	5.72498	-35.45	Pk	34.7	-21.2	11.8	-10.15	26.96	-37.11	7	113	H

Pk - Peak detector

UL VERIFICATION SERVICES INC.
47173 Benicia Street, Fremont, CA 94538; USA TEL:(510) 319-4000 FAX:(510) 661-0888

This report shall not be reproduced except in full, without the written approval of UL Verification Services Inc.

VERTICAL RESULT

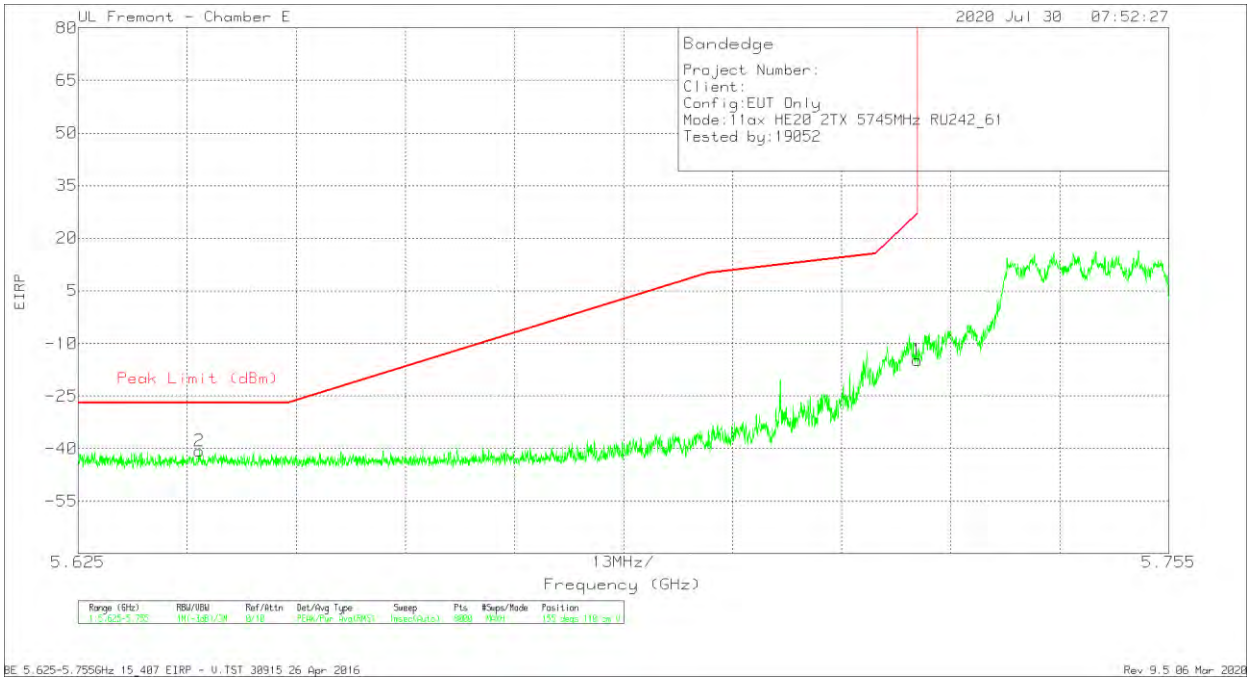

Marker	Frequency (GHz)	Meter Reading (dBm)	Det	AF T712 (dB/m)	Amp/Cbl/Fltr/Pad (dB)	Conversion Factor (dB)	Corrected Reading EIRP	Peak Limit (dBm)	PK Margin (dB)	Azimuth (Degs)	Height (cm)	Polarity
2	5.63943	-65.65	Pk	34.7	-21.6	11.8	-40.75	-27	-13.75	155	110	V
1	5.725	-40.12	Pk	34.7	-21.2	11.8	-14.82	27	-41.82	155	110	V

Pk - Peak detector

UL VERIFICATION SERVICES INC.
47173 Benicia Street, Fremont, CA 94538; USA TEL:(510) 319-4000 FAX:(510) 661-0888

This report shall not be reproduced except in full, without the written approval of UL Verification Services Inc.

BANDEDGE (HIGH CHANNEL)

HORIZONTAL RESULT

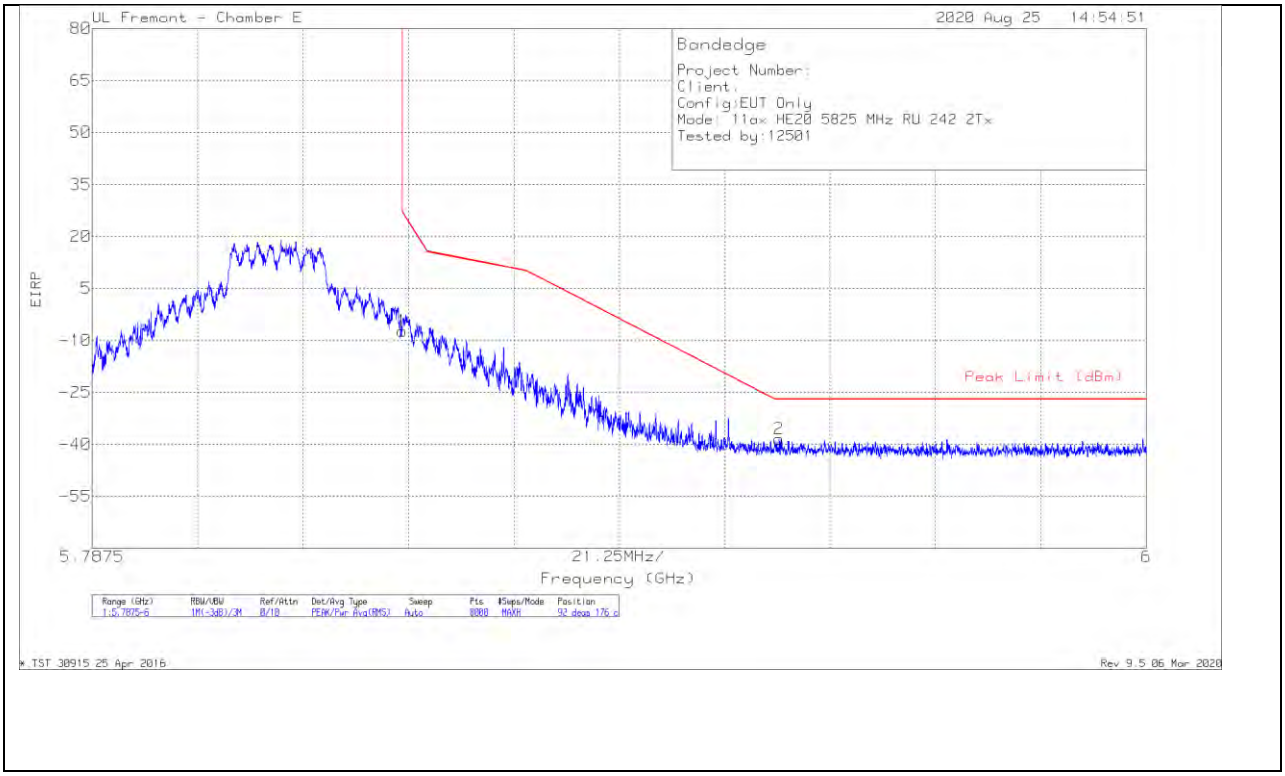

Marker	Frequency (GHz)	Meter Reading (dBm)	Det	AF T712 (dB/m)	Amp/Cbl/Fltr/Pad (dB)	Conversion Factor (dB)	Corrected Reading EIRP	Peak Limit (dBm)	PK Margin (dB)	Azimuth (Degs)	Height (cm)	Polarity
1	5.85001	-33.32	Pk	34.9	-20.7	11.8	-7.32	26.98	-34.3	92	176	H
2	5.92596	-64.39	Pk	35.1	-21	11.8	-38.49	-27	-11.49	92	176	H

Pk - Peak detector

*.TST 30915 25 Apr 2016
Rev 9.5 06 Mar 2020

UL VERIFICATION SERVICES INC.
47173 Benicia Street, Fremont, CA 94538; USA TEL:(510) 319-4000 FAX:(510) 661-0888

This report shall not be reproduced except in full, without the written approval of UL Verification Services Inc.

VERTICAL RESULT

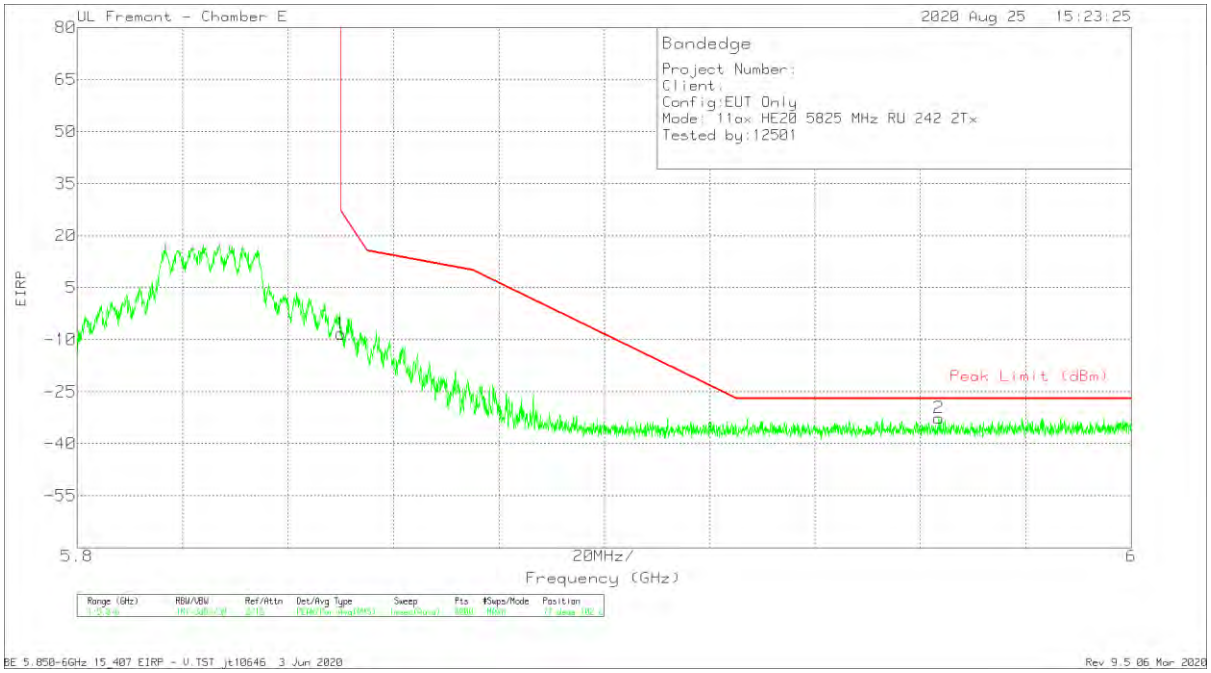

Marker	Frequency (GHz)	Meter Reading (dBm)	Det	AF T712 (dB/m)	Amp/Cbl/Fltr/Pad (dB)	Conversion Factor (dB)	Corrected Reading EIRP	Peak Limit (dBm)	PK Margin (dB)	Azimuth (Degs)	Height (cm)	Polarity
1	5.85001	-37.46	Pk	34.9	-17.5	11.8	-8.26	26.99	-35.25	77	102	V
2	5.96347	-62.49	Pk	35.2	-17.1	11.8	-32.59	-27	-5.59	77	102	V

Pk - Peak detector

BE 5.850-6GHz 15_407 EIRP - V.TST jt10646 3 Jun 2020
Rev 9.5 06 Mar 2020

UL VERIFICATION SERVICES INC.
47173 Benicia Street, Fremont, CA 94538; USA TEL:(510) 319-4000 FAX:(510) 661-0888

This report shall not be reproduced except in full, without the written approval of UL Verification Services Inc.

HARMONICS AND SPURIOUS EMISSIONS

LOW CHANNEL RESULTS

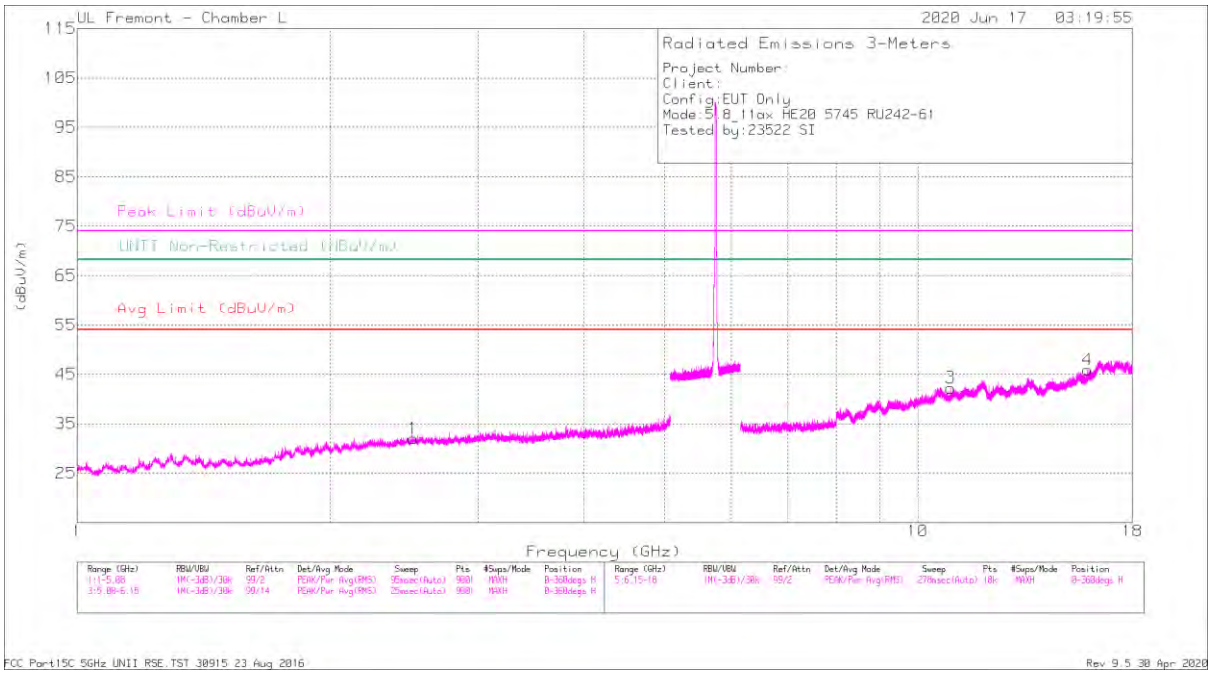

HORIZONTAL

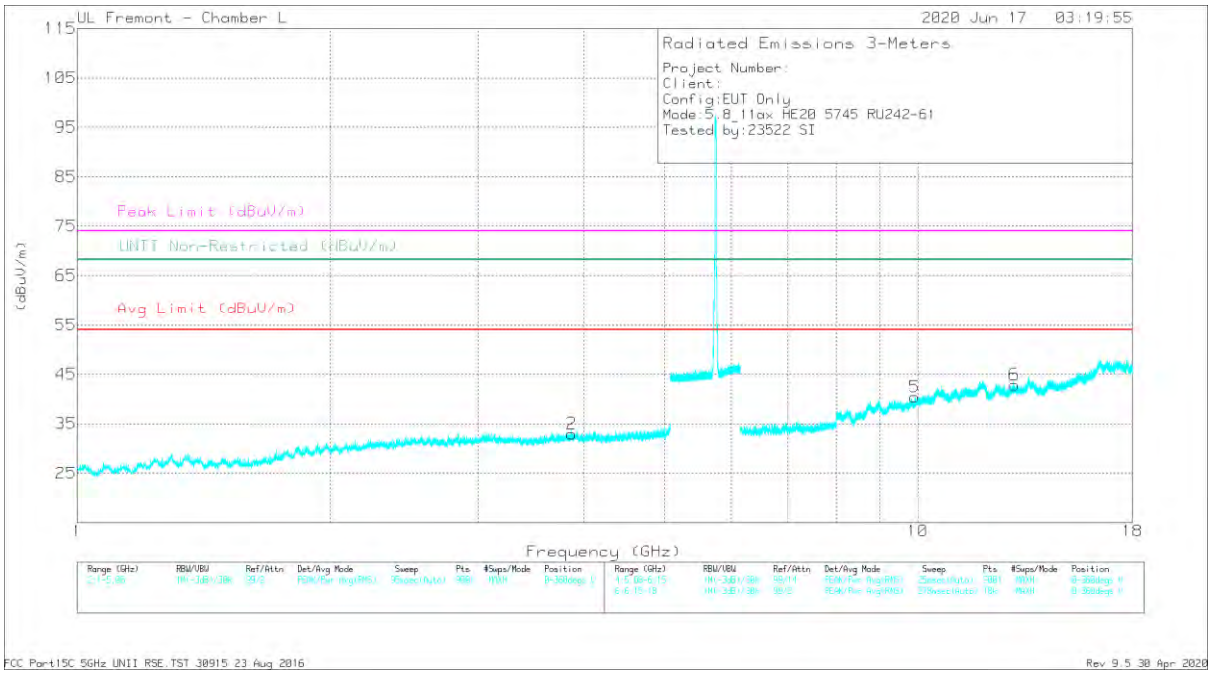

VERTICAL

UL VERIFICATION SERVICES INC.
47173 Benicia Street, Fremont, CA 94538; USA TEL:(510) 319-4000 FAX:(510) 661-0888

This report shall not be reproduced except in full, without the written approval of UL Verification Services Inc.

RADIATED EMISSIONS

Marker	Frequency (GHz)	Meter Reading (dBuV)	Det	AF 344 (dB/m)	Amp/Cbl/Fltr/Pad (dB)	Corrected Reading (dBuV/m)	Avg Limit (dBuV/m)	Margin (dB)	Peak Limit (dBuV/m)	PK Margin (dB)	UNII Non-Restricted (dBuV/m)	PK Margin (dB)	Azimuth (Degs)	Height (cm)	Polarity
1	2.50913	38.09	PK-U	32.4	-30.7	39.79	-	-	-	-	68.2	-28.41	204	101	H
2	* 3.87313	36.49	PK-U	33.5	-28.2	41.79	-	-	74	-32.21	-	-	131	101	V
	* 3.87077	25.29	ADR	33.5	-28.2	30.59	54	-23.41	-	-	-	-	131	101	V
3	* 10.94192	29.95	PK-U	38	-19.4	48.55	-	-	74	-25.45	-	-	273	101	H
	* 10.94362	18.76	ADR	38	-19.4	37.36	54	-16.64	-	-	-	-	273	101	H
4	* 15.92869	30.26	PK-U	41	-18.8	52.46	-	-	74	-21.54	-	-	153	101	H
	* 15.92832	19.95	ADR	41	-18.9	42.05	54	-11.95	-	-	-	-	153	101	H
5	9.9176	30.59	PK-U	37	-20.7	46.89	-	-	-	-	68.2	-21.31	298	101	V
6	13.03217	31.51	PK-U	39.2	-19.3	51.41	-	-	-	-	68.2	-16.79	44	101	V

* - indicates frequency in CFR47 Pt 15 / IC RSS-Restricted Band
PK-U - U-NII: Maximum Peak
ADR - U-NII AD primary method, RMS average

UL VERIFICATION SERVICES INC.
47173 Benicia Street, Fremont, CA 94538; USA TEL:(510) 319-4000 FAX:(510) 661-0888
This report shall not be reproduced except in full, without the written approval of UL Verification Services Inc.

MID CHANNEL RESULTS

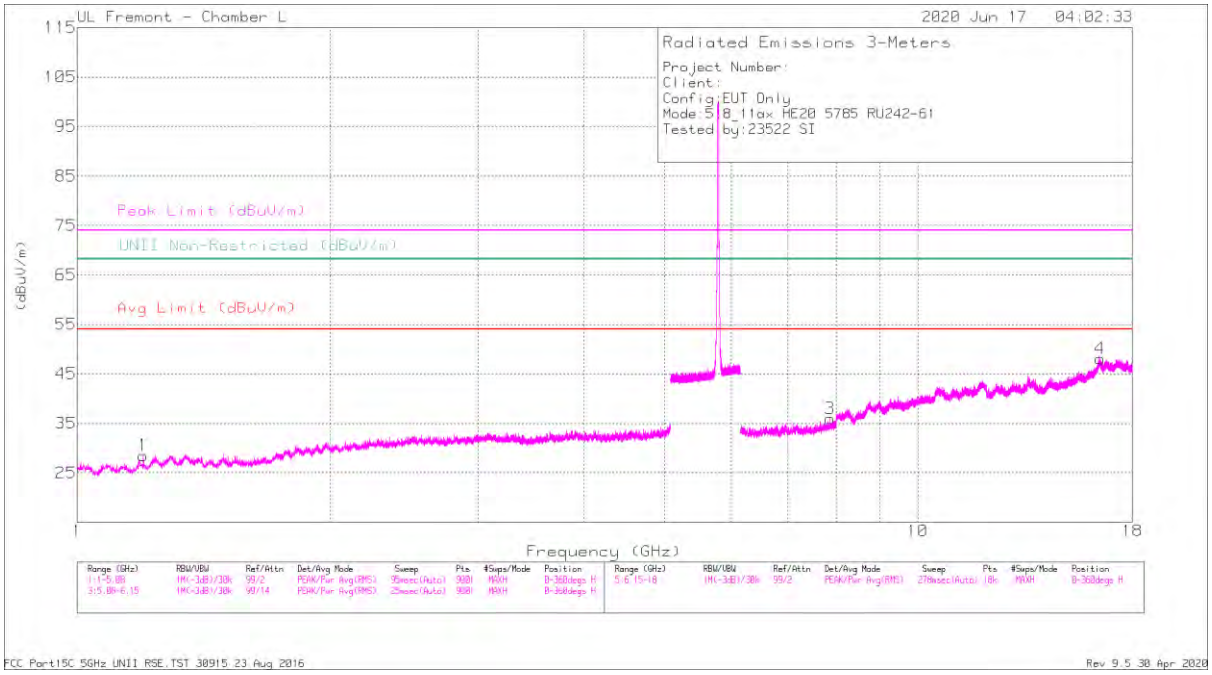

HORIZONTAL

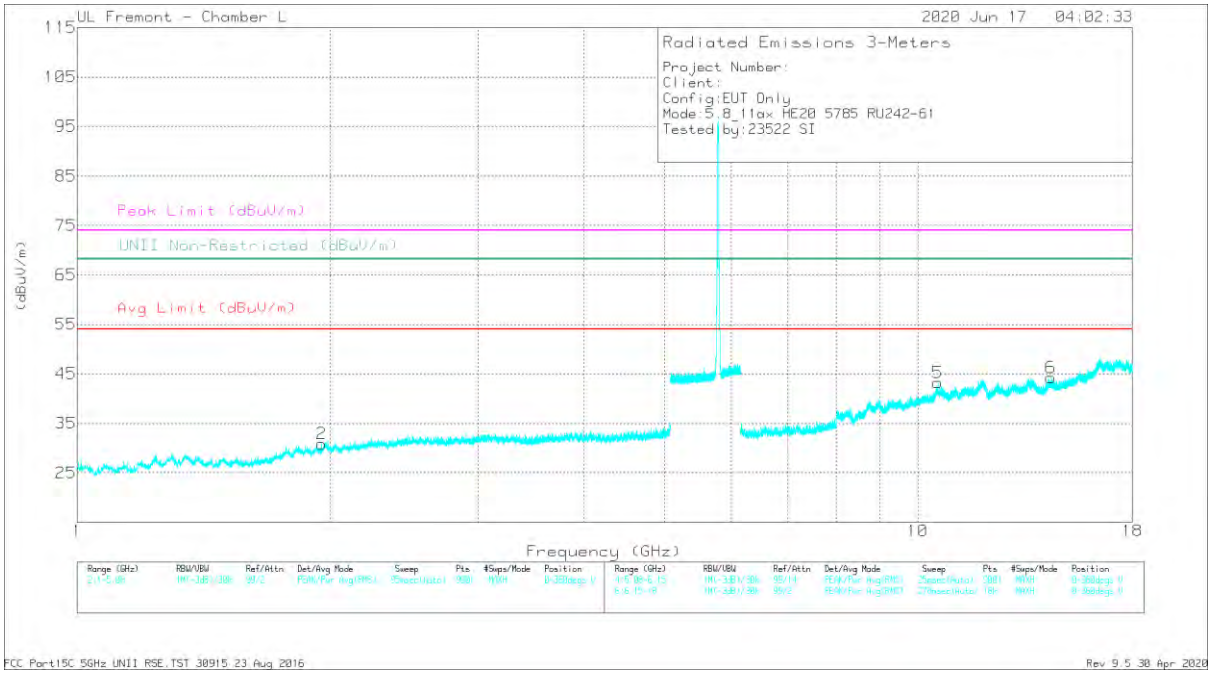

VERTICAL

UL VERIFICATION SERVICES INC.
47173 Benicia Street, Fremont, CA 94538; USA TEL:(510) 319-4000 FAX:(510) 661-0888

This report shall not be reproduced except in full, without the written approval of UL Verification Services Inc.

RADIATED EMISSIONS

Marker	Frequency (GHz)	Meter Reading (dBuV)	Det	AF 344 (dB/m)	Amp/Cbl/Fltr/Pad (dB)	Corrected Reading (dBuV/m)	Avg Limit (dBuV/m)	Margin (dB)	Peak Limit (dBuV/m)	PK Margin (dB)	UNII Non-Restricted (dBuV/m)	PK Margin (dB)	Azimuth (Degs)	Height (cm)	Polarity
1	* 1.19786	41.52	PK-U	28.2	-33.9	35.82	-	-	74	-38.18	-	-	348	200	H
	* 1.19726	30.64	ADR	28.1	-33.9	24.84	54	-29.16	-	-	-	-	348	200	H
2	1.95354	39.07	PK-U	30.9	-31.7	38.27	-	-	-	-	68.2	-29.93	251	101	V
3	7.86393	30.16	PK-U	35.8	-23.1	42.86	-	-	-	-	68.2	-25.34	133	101	H
4	16.48661	31.64	PK-U	41.9	-18.4	55.14	-	-	-	-	68.2	-13.06	88	101	H
5	10.56575	30.86	PK-U	37.8	-19.3	49.36	-	-	-	-	68.2	-18.84	154	101	V
6	14.39914	31.4	PK-U	39.5	-19.3	51.6	-	-	-	-	68.2	-16.6	35	101	V

* - indicates frequency in CFR47 Pt 15 / IC RSS-Restricted Band
PK-U - U-NII: Maximum Peak
ADR - U-NII AD primary method, RMS average

UL VERIFICATION SERVICES INC.
47173 Benicia Street, Fremont, CA 94538; USA TEL:(510) 319-4000 FAX:(510) 661-0888
This report shall not be reproduced except in full, without the written approval of UL Verification Services Inc.

HIGH CHANNEL RESULTS

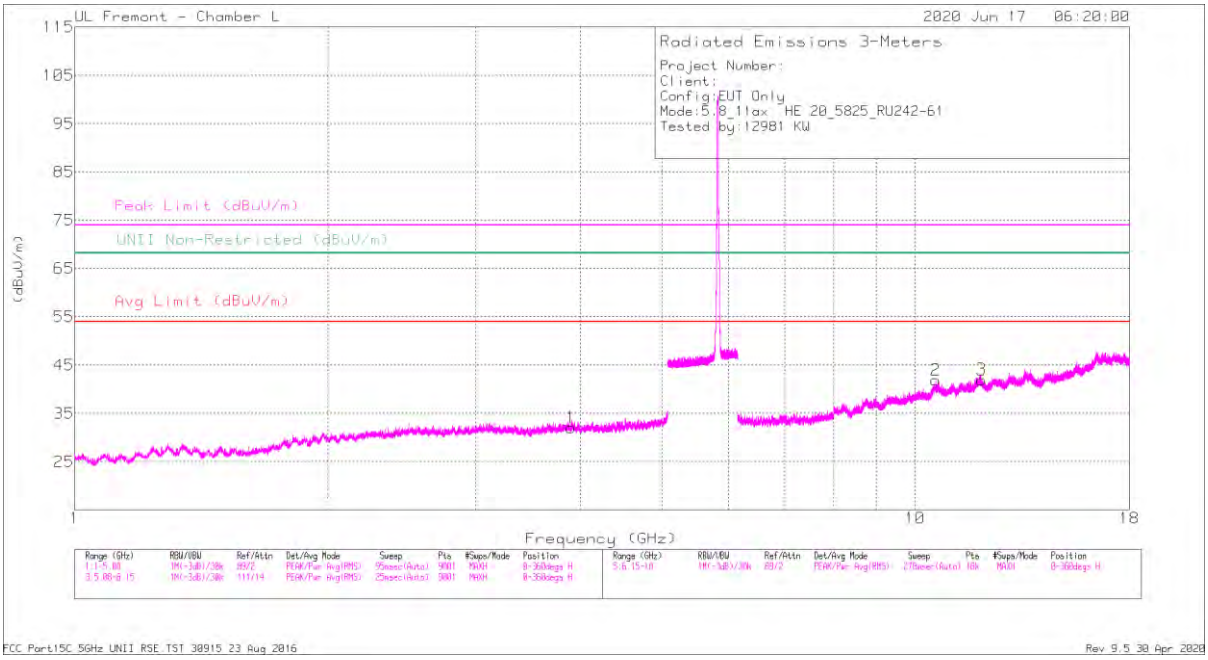

HORIZONTAL

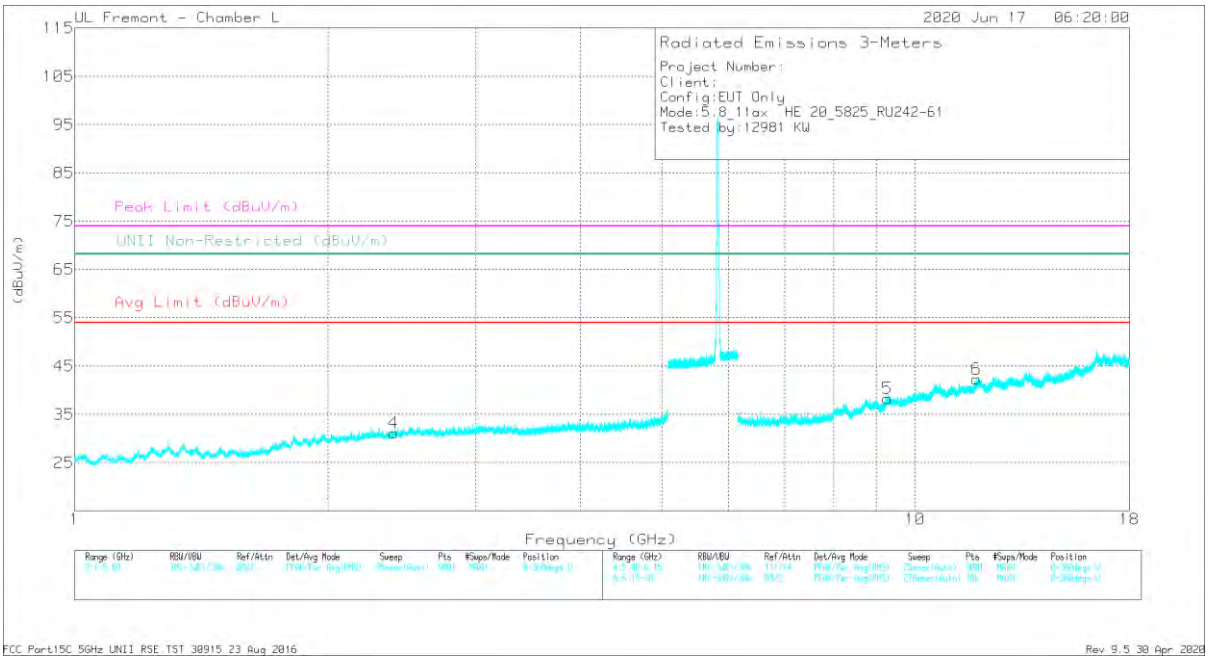

VERTICAL

UL VERIFICATION SERVICES INC.
47173 Benicia Street, Fremont, CA 94538; USA TEL:(510) 319-4000 FAX:(510) 661-0888

This report shall not be reproduced except in full, without the written approval of UL Verification Services Inc.

RADIATED EMISSIONS

Marker	Frequency (GHz)	Meter Reading (dBuV)	Det	AF 344 (dB/m)	Amp/Cbl/Fltr/Pad (dB)	Corrected Reading (dBuV/m)	Avg Limit (dBuV/m)	Margin (dB)	Peak Limit (dBuV/m)	PK Margin (dB)	UNII Non-Restricted (dBuV/m)	PK Margin (dB)	Azimuth (Degs)	Height (cm)	Polarity
1	* 3.89621	36.6	PK-U	33.5	-27.7	42.4	-	-	74	-31.6	-	-	130	350	H
	* 3.89434	26.26	ADR	33.5	-27.8	31.96	54	-22.04	-	-	-	-	130	350	H
4	2.39653	39.59	PK-U	31.9	-30.9	40.59	-	-	-	-	68.2	-27.61	217	355	V
2	10.58074	31.59	PK-U	37.8	-19.7	49.69	-	-	-	-	68.2	-18.51	192	290	H
3	* 12.00061	31.04	PK-U	38.7	-19.7	50.04	-	-	74	-23.96	-	-	146	215	H
	* 12.00004	20.67	ADR	38.7	-19.7	39.67	54	-14.33	-	-	-	-	146	215	H
5	9.2703	29.78	PK-U	36.3	-20.3	45.78	-	-	-	-	68.2	-22.42	228	166	V
6	* 11.82581	29.98	PK-U	38.5	-19.8	48.68	-	-	74	-25.32	-	-	188	271	V
	* 11.82838	20.17	ADR	38.5	-19.8	38.87	54	-15.13	-	-	-	-	188	271	V

* - indicates frequency in CFR47 Pt 15 / IC RSS-Restricted Band
PK-U - U-NII: Maximum Peak
ADR - U-NII AD primary method, RMS average

UL VERIFICATION SERVICES INC.
47173 Benicia Street, Fremont, CA 94538; USA TEL:(510) 319-4000 FAX:(510) 661-0888
This report shall not be reproduced except in full, without the written approval of UL Verification Services Inc.

2TX ANTENNA 6 + ANTENNA 5 OFDMA MODE – 26 Tones, RU Index 0

BANDEDGE (LOW CHANNEL)

HORIZONTAL RESULT

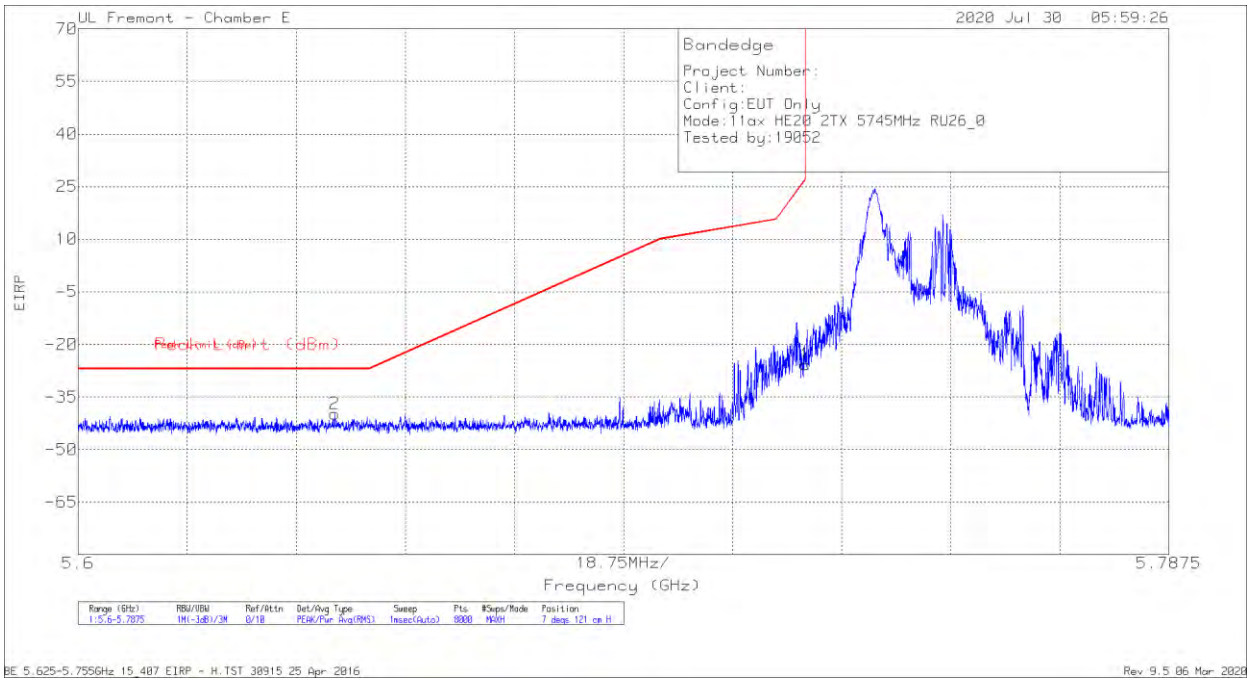

Marker	Frequency (GHz)	Meter Reading (dBm)	Det	AF T712 (dB/m)	Amp/Cbl/Fltr/Pad (dB)	Conversion Factor (dB)	Corrected Reading EIRP	Peak Limit (dBm)	PK Margin (dB)	Azimuth (Degs)	Height (cm)	Polarity
2	5.64414	-64.86	Pk	34.8	-21.6	11.8	-39.86	-27	-12.86	7	121	H
1	5.72498	-51.05	Pk	34.7	-21.2	11.8	-25.75	26.96	-52.71	7	121	H

Pk - Peak detector

UL VERIFICATION SERVICES INC.
47173 Benicia Street, Fremont, CA 94538; USA TEL:(510) 319-4000 FAX:(510) 661-0888

This report shall not be reproduced except in full, without the written approval of UL Verification Services Inc.

VERTICAL RESULT

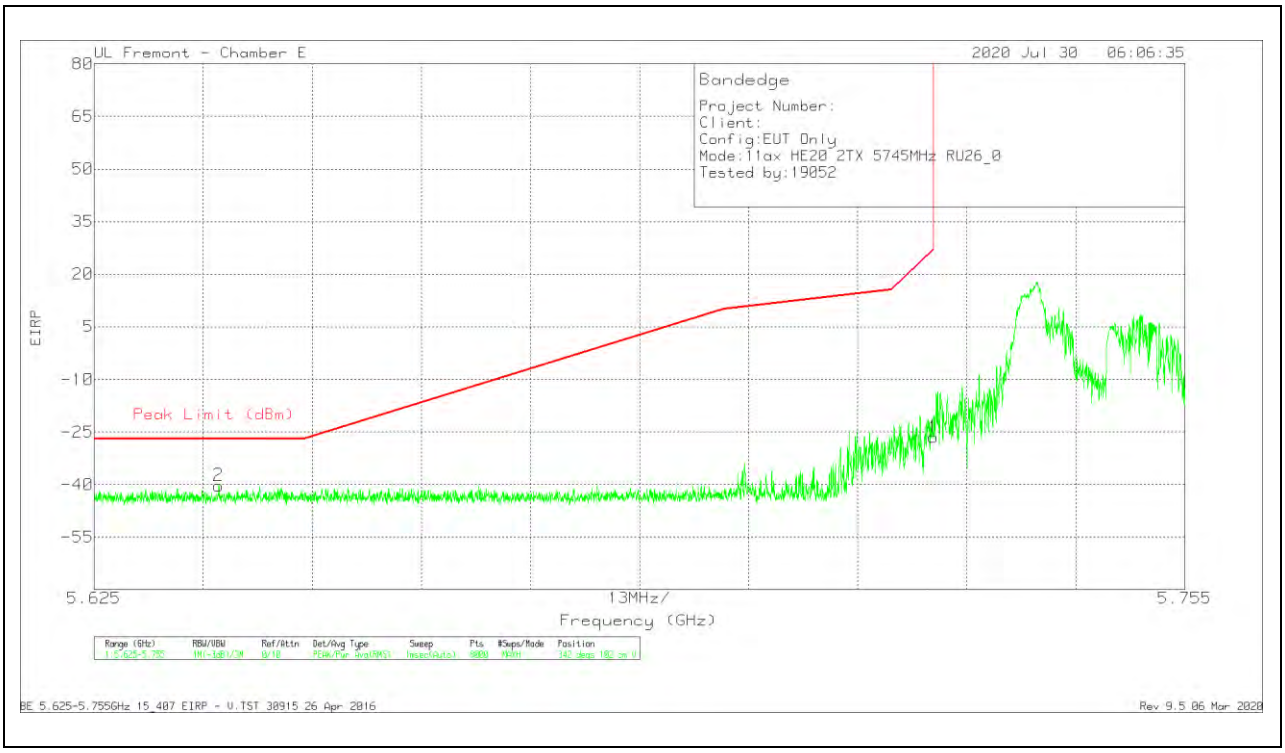

Marker	Frequency (GHz)	Meter Reading (dBm)	Det	AF T712 (dB/m)	Amp/Cbl/Fltr/Pad (dB)	Conversion Factor (dB)	Corrected Reading EIRP	Peak Limit (dBm)	PK Margin (dB)	Azimuth (Degs)	Height (cm)	Polarity
2	5.63985	-65.14	Pk	34.7	-21.6	11.8	-40.24	-27	-13.24	342	102	V
1	5.725	-51.74	Pk	34.7	-21.2	11.8	-26.44	27	-53.44	342	102	V

Pk - Peak detector

UL VERIFICATION SERVICES INC.
47173 Benicia Street, Fremont, CA 94538; USA TEL:(510) 319-4000 FAX:(510) 661-0888

This report shall not be reproduced except in full, without the written approval of UL Verification Services Inc.

2TX ANTENNA 6 + ANTENNA 5 OFDMA MODE – 26 Tones, RU Index 8

BANDEDGE (HIGH CHANNEL)

HORIZONTAL RESULT

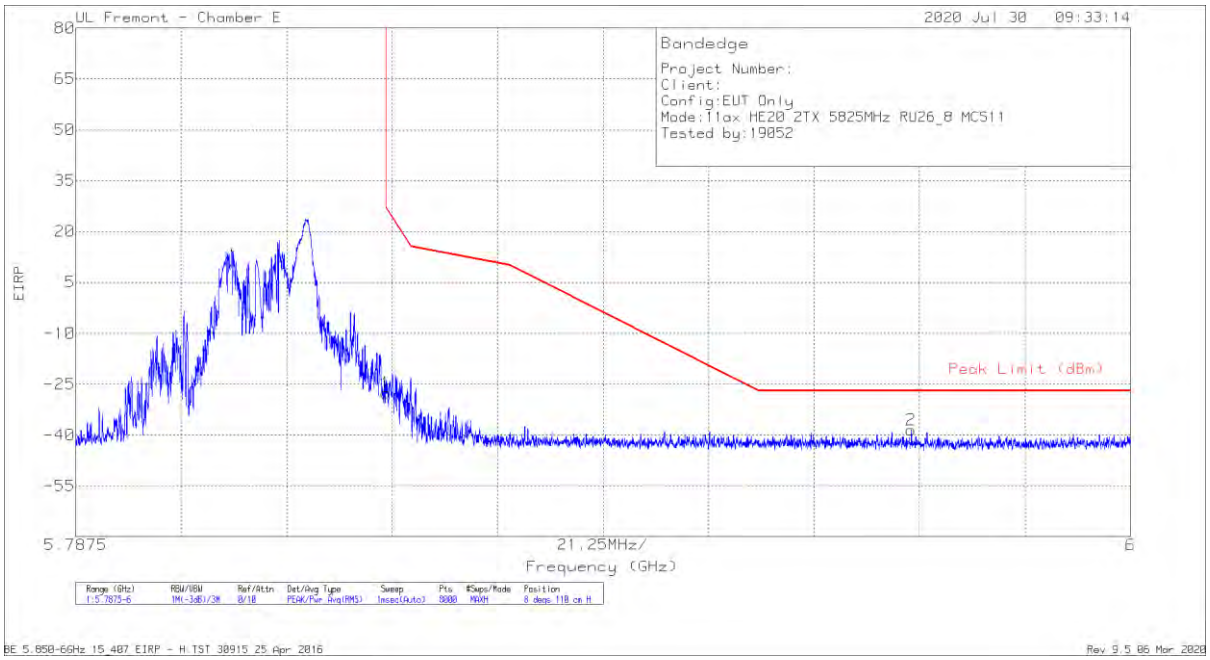

Marker	Frequency (GHz)	Meter Reading (dBm)	Det	AF T712 (dB/m)	Amp/Cbl/Fltr/Pad (dB)	Conversion Factor (dB)	Corrected Reading EIRP	Peak Limit (dBm)	PK Margin (dB)	Azimuth (Degs)	Height (cm)	Polarity
1	5.85001	-53.49	Pk	34.9	-20.7	11.8	-27.49	26.98	-54.47	8	110	H
2	5.95582	-64.47	Pk	35.1	-20.9	11.8	-38.47	-27	-11.47	8	110	H

Pk - Peak detector

UL VERIFICATION SERVICES INC.
47173 Benicia Street, Fremont, CA 94538; USA TEL:(510) 319-4000 FAX:(510) 661-0888

This report shall not be reproduced except in full, without the written approval of UL Verification Services Inc.

VERTICAL RESULT

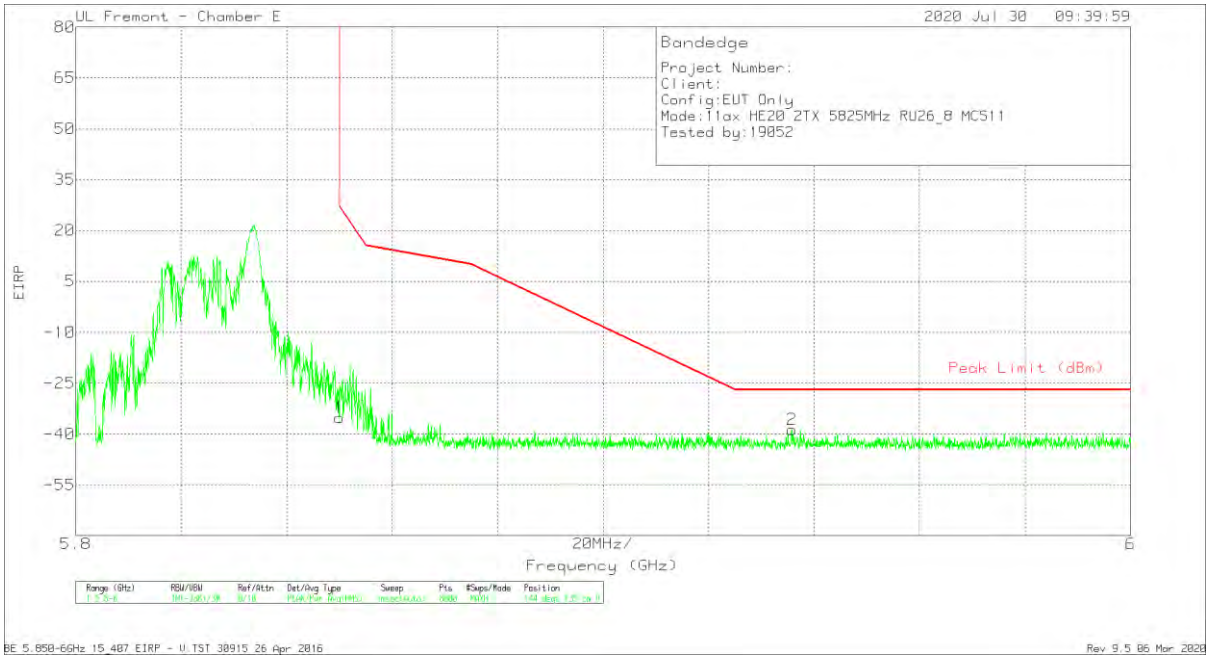

Marker	Frequency (GHz)	Meter Reading (dBm)	Det	AF T712 (dB/m)	Amp/Cbl/Fltr/Pad (dB)	Conversion Factor (dB)	Corrected Reading EIRP	Peak Limit (dBm)	PK Margin (dB)	Azimuth (Degs)	Height (cm)	Polarity
1	5.85001	-61.09	Pk	34.9	-20.7	11.8	-35.09	26.99	-62.08	144	135	V
2	5.93577	-64.57	Pk	35.1	-21	11.8	-38.67	-27	-11.67	144	135	V

Pk - Peak detector

UL VERIFICATION SERVICES INC.
47173 Benicia Street, Fremont, CA 94538; USA TEL:(510) 319-4000 FAX:(510) 661-0888

This report shall not be reproduced except in full, without the written approval of UL Verification Services Inc.

2TX ANTENNA 6 + ANTENNA 5 OFDMA MODE – 26 Tones, RU Index 8

HARMONICS AND SPURIOUS EMISSIONS

LOW CHANNEL RESULTS

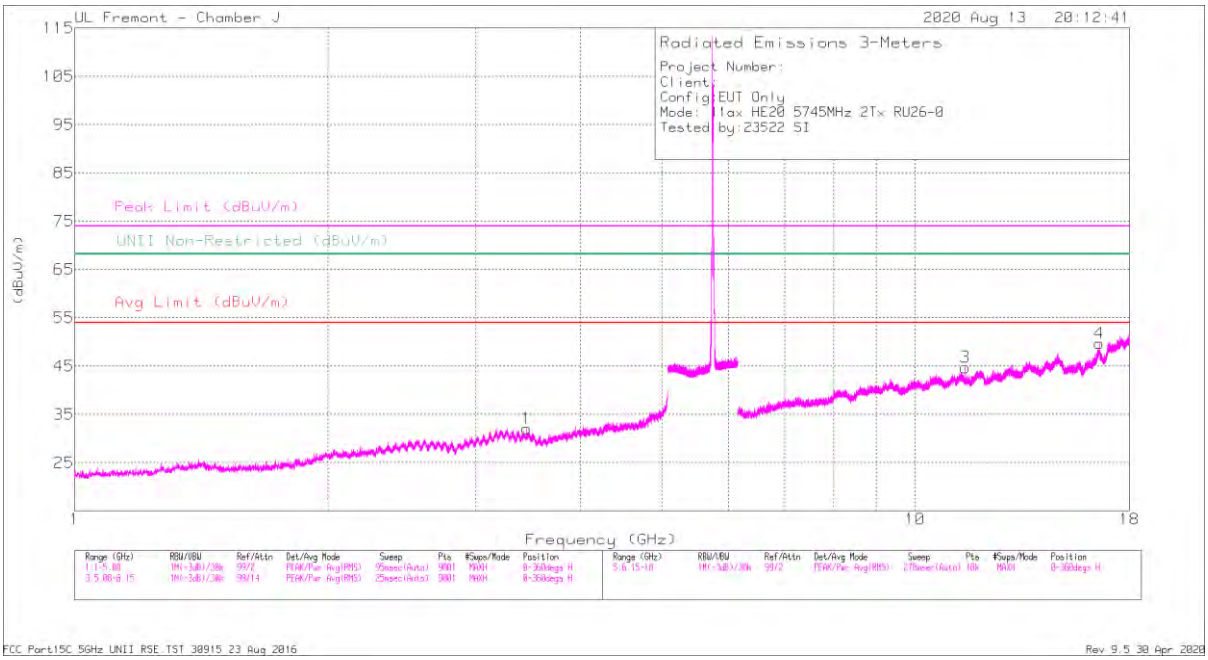

HORIZONTAL

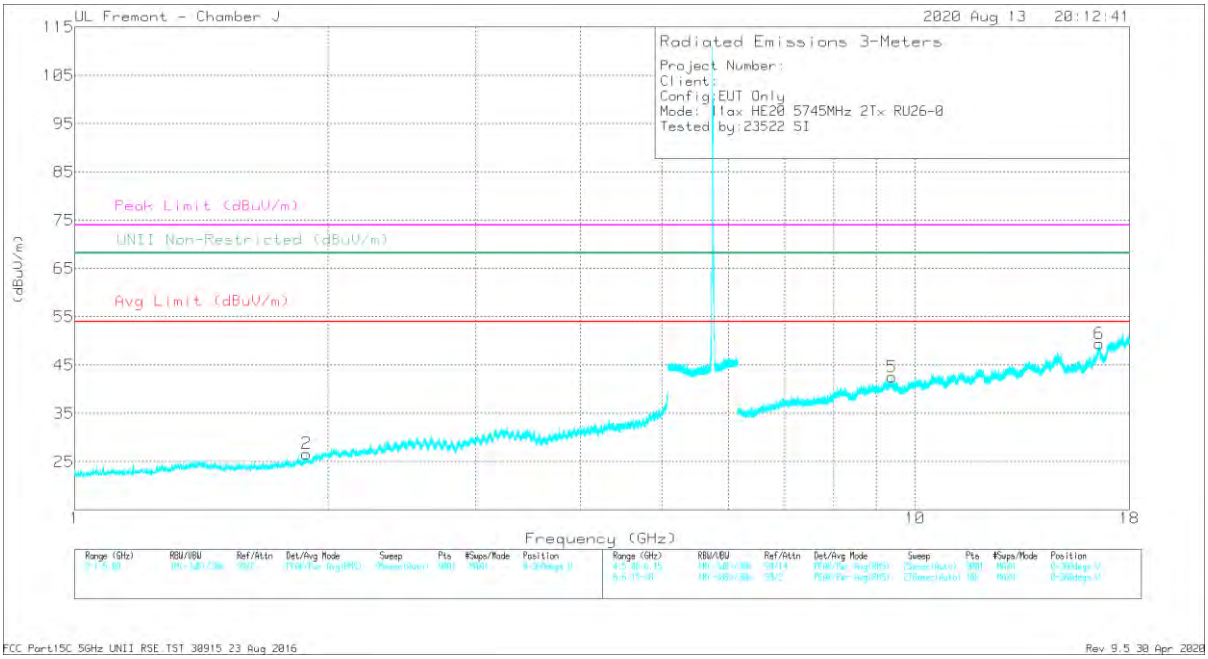

VERTICAL

UL VERIFICATION SERVICES INC.
47173 Benicia Street, Fremont, CA 94538; USA TEL:(510) 319-4000 FAX:(510) 661-0888

This report shall not be reproduced except in full, without the written approval of UL Verification Services Inc.

RADIATED EMISSIONS

Marker	Frequency (GHz)	Meter Reading (dBuV)	Det	AF T963 (dB/m)	Amp/Cbl/Fltr/Pad (dB)	Corrected Reading (dBuV/m)	Avg Limit (dBuV/m)	Margin (dB)	Peak Limit (dBuV/m)	PK Margin (dB)	UNII Non-Restricted (dBuV/m)	PK Margin (dB)	Azimuth (Degs)	Height (cm)	Polarity
1	3.44952	42.21	PK-U	30.6	-33.5	39.31	-	-	-	-	68.2	-28.89	91	324	H
2	1.89008	43.03	PK-U	26.4	-35.5	33.93	-	-	-	-	68.2	-34.27	276	106	V
3	* 11.47413	35.87	PK-U	39.5	-23	52.37	-	-	74	-21.63	-	-	182	163	H
	* 11.47375	25.45	ADR	39.5	-23	41.95	54	-12.05	-	-	-	-	182	163	H
4	16.58206	33.71	PK-U	41.3	-18.9	56.11	-	-	-	-	68.2	-12.09	340	241	H
5	* 9.38534	35.69	PK-U	38.7	-24.9	49.49	-	-	74	-24.51	-	-	41	292	V
	* 9.38353	25.31	ADR	38.7	-24.9	39.11	54	-14.89	-	-	-	-	41	292	V
6	16.56603	32.42	PK-U	41.3	-19	54.72	-	-	-	-	68.2	-13.48	355	286	V

* - indicates frequency in CFR47 Pt 15 / IC RSS-Restricted Band
PK-U - U-NII: Maximum Peak
ADR - U-NII AD primary method, RMS average

UL VERIFICATION SERVICES INC.
47173 Benicia Street, Fremont, CA 94538; USA TEL:(510) 319-4000 FAX:(510) 661-0888

This report shall not be reproduced except in full, without the written approval of UL Verification Services Inc.

MID CHANNEL RESULTS

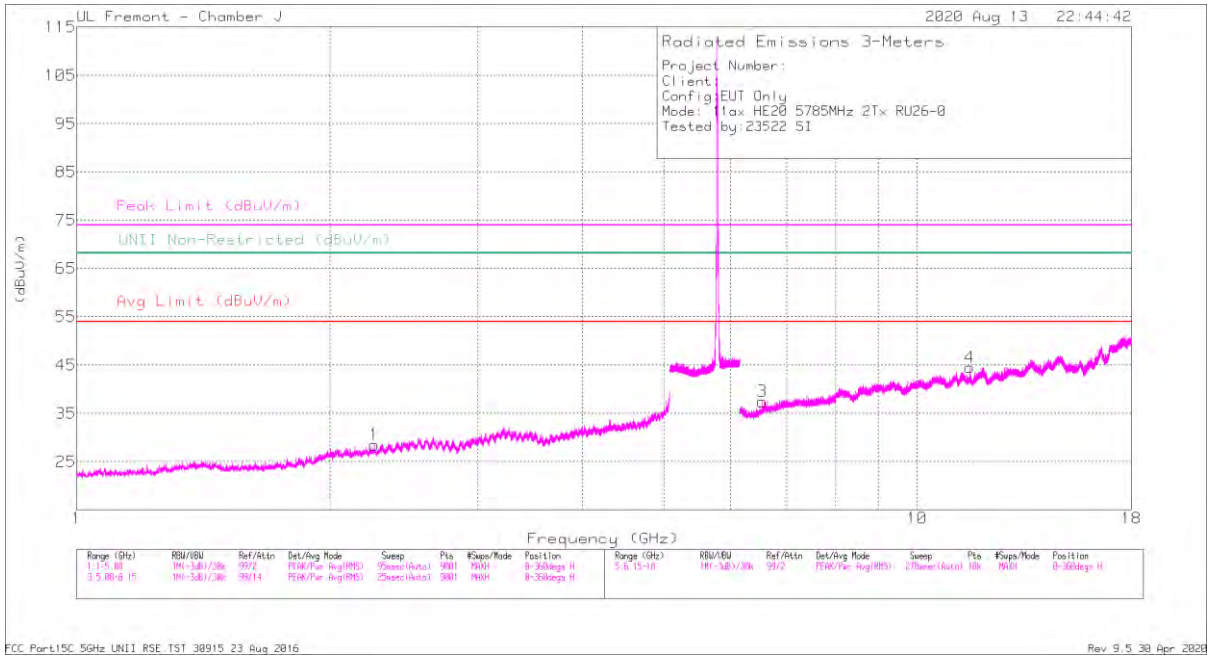

HORIZONTAL

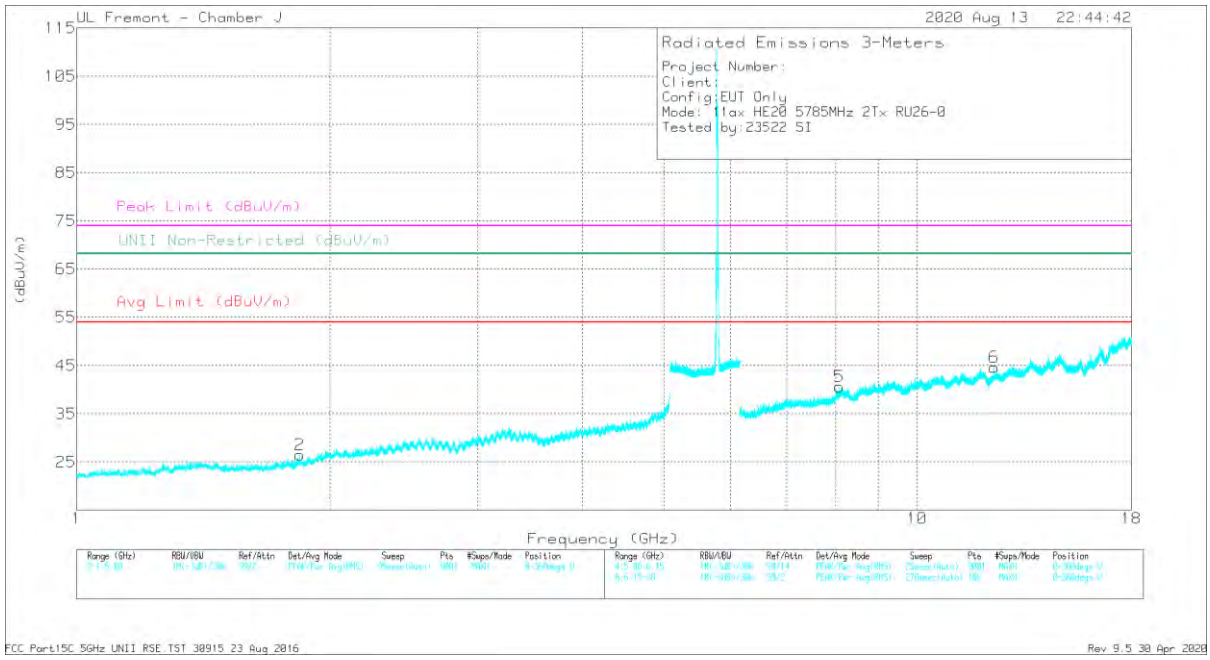

VERTICAL

UL VERIFICATION SERVICES INC.
47173 Benicia Street, Fremont, CA 94538; USA TEL:(510) 319-4000 FAX:(510) 661-0888

This report shall not be reproduced except in full, without the written approval of UL Verification Services Inc.

RADIATED EMISSIONS

Marker	Frequency (GHz)	Meter Reading (dBuV)	Det	AF T963 (dB/m)	Amp/Cbl/Fltr/Pad (dB)	Corrected Reading (dBuV/m)	Avg Limit (dBuV/m)	Margin (dB)	Peak Limit (dBuV/m)	PK Margin (dB)	UNII Non-Restricted (dBuV/m)	PK Margin (dB)	Azimuth (Degs)	Height (cm)	Polarity
1	* 2.25929	42.56	PK-U	28.3	-35.3	35.56	-	-	74	-38.44	-	-	165	206	H
	* 2.25918	32.5	ADR	28.3	-35.3	25.5	54	-28.5	-	-	-	-	165	206	H
2	1.84353	42.53	PK-U	26.2	-35.5	33.23	-	-	-	-	68.2	-34.97	75	131	V
3	6.54697	36.57	PK-U	35.5	-27.7	44.37	-	-	-	-	68.2	-23.83	43	230	H
4	* 11.55446	37.24	PK-U	39.3	-23.1	53.44	-	-	74	-20.56	-	-	163	213	H
	* 11.55336	25.31	ADR	39.3	-23.1	41.51	54	-12.49	-	-	-	-	163	213	H
5	* 8.08607	37.05	PK-U	37.5	-27	47.55	-	-	74	-26.45	-	-	332	179	V
	* 8.08537	26	ADR	37.5	-27	36.5	54	-17.5	-	-	-	-	332	179	V
6	* 12.36381	33.34	PK-U	39.9	-22	51.24	-	-	74	-22.76	-	-	273	239	V
	* 12.36535	23.86	ADR	39.9	-22	41.76	54	-12.24	-	-	-	-	273	239	V

* - indicates frequency in CFR47 Pt 15 / IC RSS-Restricted Band
PK-U - U-NII: Maximum Peak
ADR - U-NII AD primary method, RMS average

UL VERIFICATION SERVICES INC.
47173 Benicia Street, Fremont, CA 94538; USA TEL:(510) 319-4000 FAX:(510) 661-0888
This report shall not be reproduced except in full, without the written approval of UL Verification Services Inc.

HIGH CHANNEL RESULTS

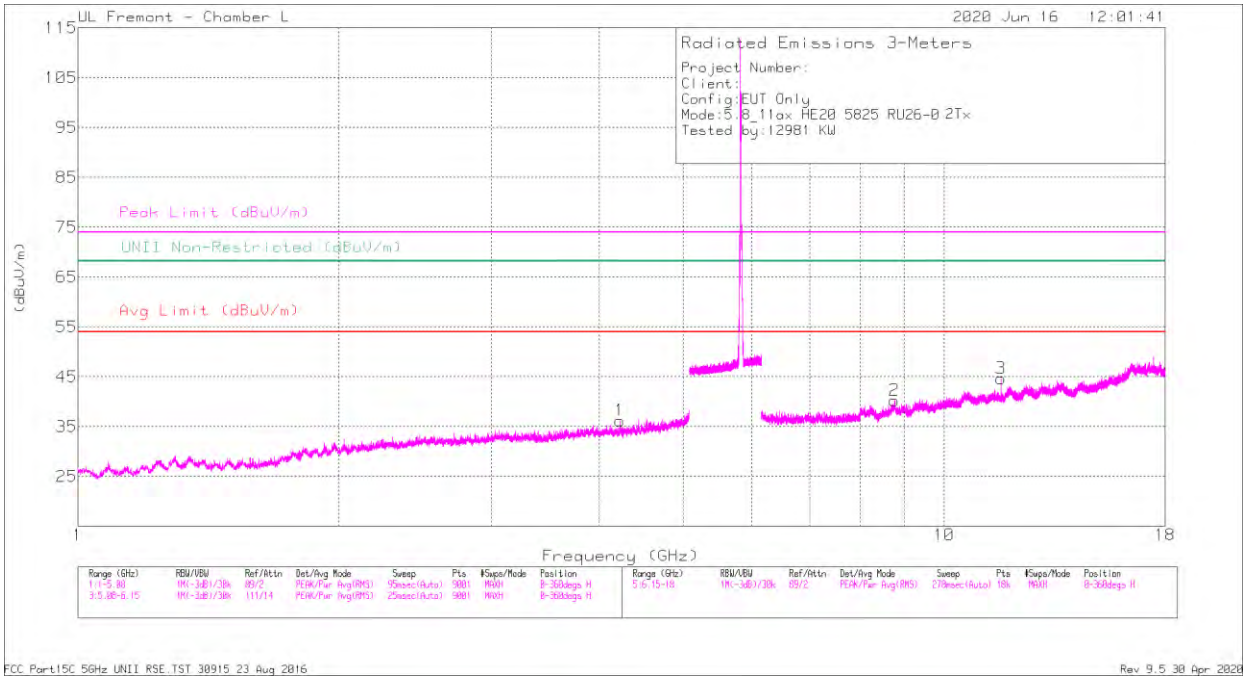

HORIZONTAL

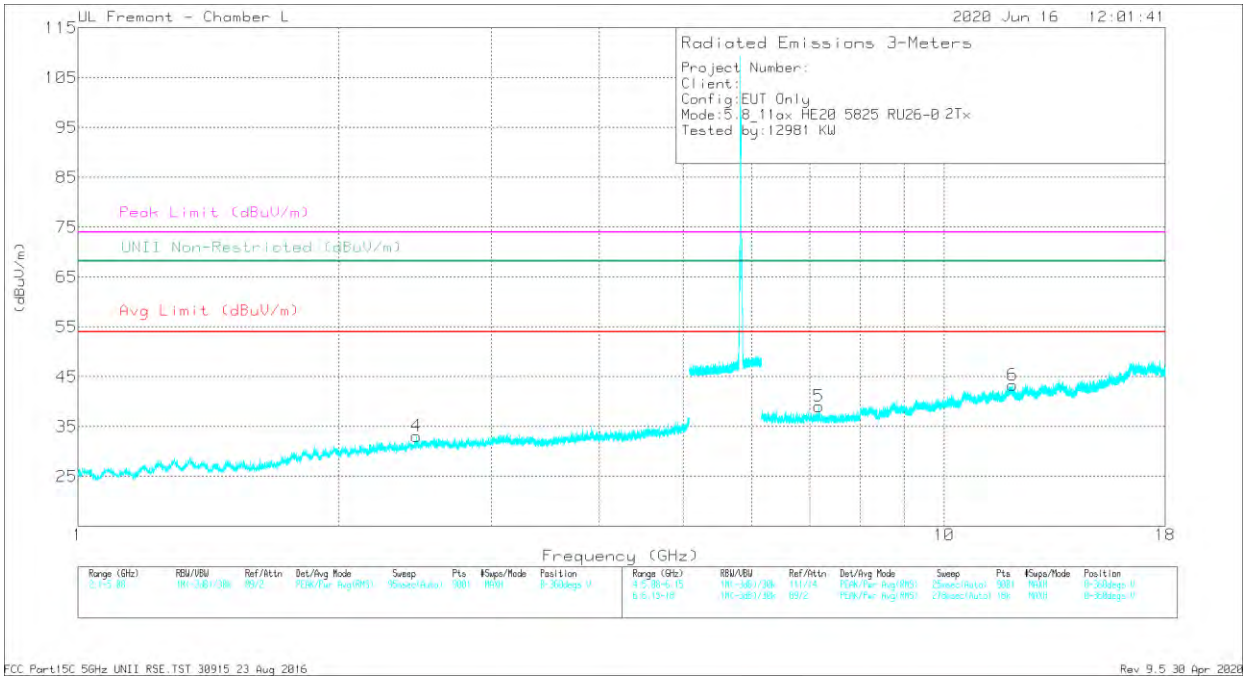

VERTICAL

UL VERIFICATION SERVICES INC.
47173 Benicia Street, Fremont, CA 94538; USA TEL:(510) 319-4000 FAX:(510) 661-0888

This report shall not be reproduced except in full, without the written approval of UL Verification Services Inc.

RADIATED EMISSIONS

Marker	Frequency (GHz)	Meter Reading (dBuV)	Det	AF 344 (dB/m)	Amp/Cbl/Fltr/Pad (dB)	Corrected Reading (dBuV/m)	Avg Limit (dBuV/m)	Margin (dB)	Peak Limit (dBuV/m)	PK Margin (dB)	UNII Non-Restricted (dBuV/m)	PK Margin (dB)	Azimuth (Degs)	Height (cm)	Polarity
1	* 4.22162	37.91	PK-U	33.5	-28	43.41	-	-	74	-30.59	-	-	39	277	H
	* 4.22089	26.7	ADR	33.5	-28	32.2	54	-21.8	-	-	-	-	39	277	H
4	2.45881	39.24	PK-U	32.3	-31	40.54	-	-	-	-	68.2	-27.66	259	204	V
3	* 11.63305	36.17	PK-U	38.3	-19.6	54.87	-	-	74	-19.13	-	-	336	186	H
	* 11.63315	26.07	ADR	38.3	-19.6	44.77	54	-9.23	-	-	-	-	336	186	H
2	8.76593	30.79	PK-U	36.1	-20.5	46.39	-	-	-	-	68.2	-21.81	164	142	H
6	* 12.00381	31.42	PK-U	38.7	-19.7	50.42	-	-	74	-23.58	-	-	5	388	V
	* 12.0034	20.56	ADR	38.7	-19.7	39.56	54	-14.44	-	-	-	-	5	388	V
5	7.17211	32.86	PK-U	35.6	-23.1	45.36	-	-	-	-	68.2	-22.84	204	246	V

* - indicates frequency in CFR47 Pt 15 / IC RSS-Restricted Band
PK-U - U-NII: Maximum Peak
ADR - U-NII AD primary method, RMS average

UL VERIFICATION SERVICES INC.
47173 Benicia Street, Fremont, CA 94538; USA TEL:(510) 319-4000 FAX:(510) 661-0888
This report shall not be reproduced except in full, without the written approval of UL Verification Services Inc.

6.1.23. TX ABOVE 1 GHz 802.11ax HE40 MODE IN THE 5.8 GHz BAND

1TX ANTENNA 6 – 484 Tones, RU Index 65

BANDEDGE (LOW CHANNEL)

HORIZONTAL RESULT

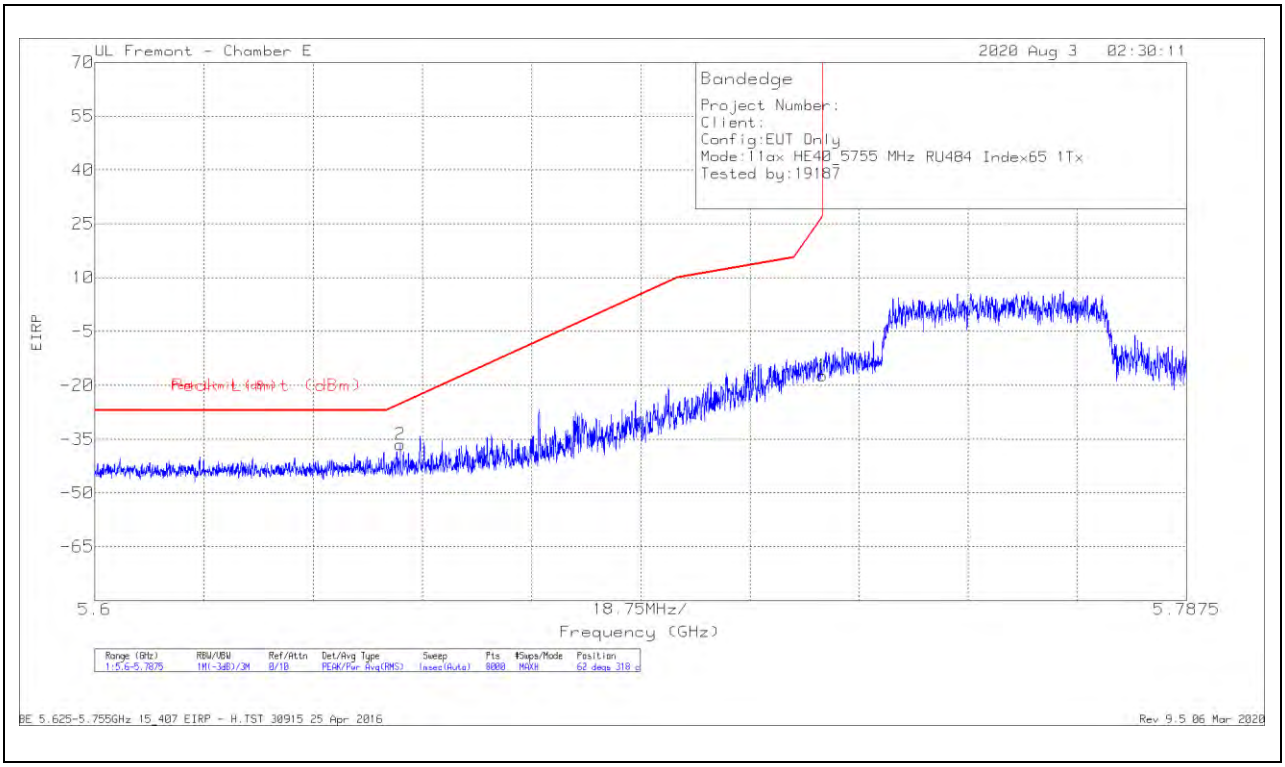

Marker	Frequency (GHz)	Meter Reading (dBm)	Det	AF T712 (dB/m)	Amp/Cbl/Fltr/Pad (dB)	Conversion Factor (dB)	Corrected Reading EIRP	Peak Limit (dBm)	PK Margin (dB)	Azimuth (Degs)	Height (cm)	Polarity
2	5.65246	-61.44	Pk	34.7	-21.6	11.8	-36.54	-25.18	-11.36	62	318	H
1	5.72498	-42.58	Pk	34.7	-21.2	11.8	-17.28	26.96	-44.24	62	318	H

Pk - Peak detector

UL VERIFICATION SERVICES INC.
47173 Benicia Street, Fremont, CA 94538; USA TEL:(510) 319-4000 FAX:(510) 661-0888
This report shall not be reproduced except in full, without the written approval of UL Verification Services Inc.

VERTICAL RESULT

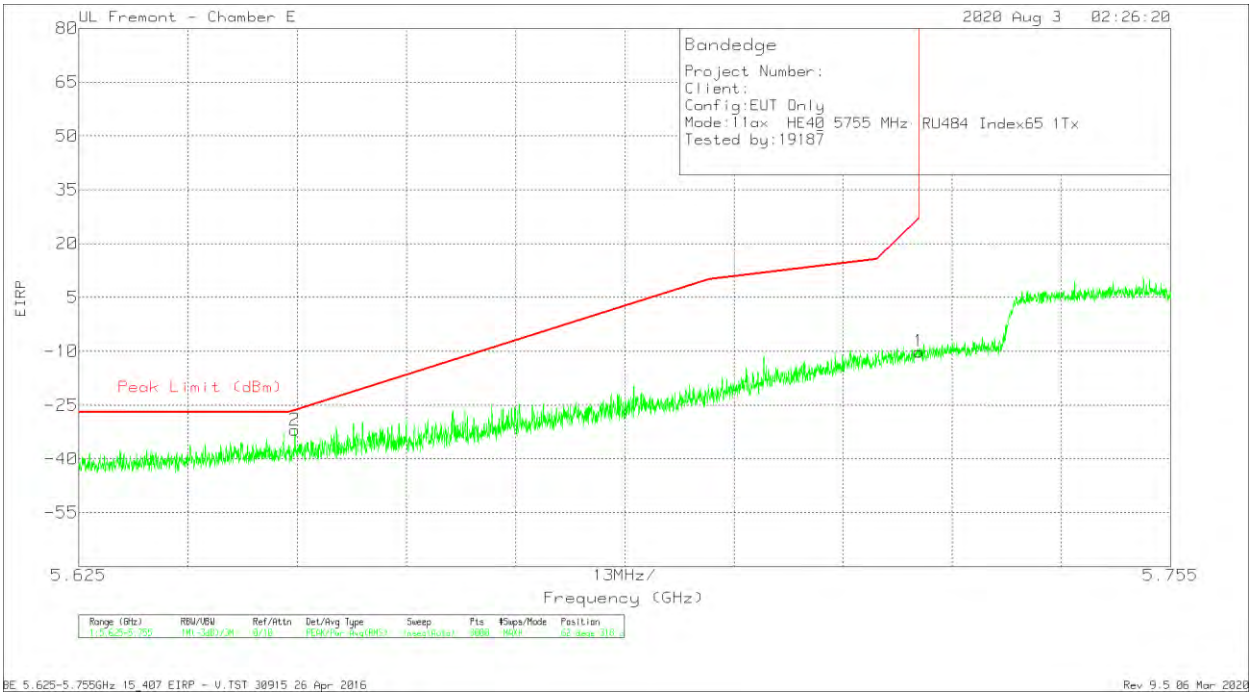

Marker	Frequency (GHz)	Meter Reading (dBm)	Det	AF T712 (dB/m)	Amp/Cbl/Fltr/Pad (dB)	Conversion Factor (dB)	Corrected Reading EIRP	Peak Limit (dBm)	PK Margin (dB)	Azimuth (Degs)	Height (cm)	Polarity
2	5.65071	-56.95	Pk	34.7	-21.5	11.8	-31.95	-26.47	-5.48	62	318	V
1	5.725	-35.39	Pk	34.7	-21.2	11.8	-10.09	27	-37.09	62	318	V

Pk - Peak detector

UL VERIFICATION SERVICES INC.
47173 Benicia Street, Fremont, CA 94538; USA TEL:(510) 319-4000 FAX:(510) 661-0888

This report shall not be reproduced except in full, without the written approval of UL Verification Services Inc.

BANDEDGE (HIGH CHANNEL)

HORIZONTAL RESULT

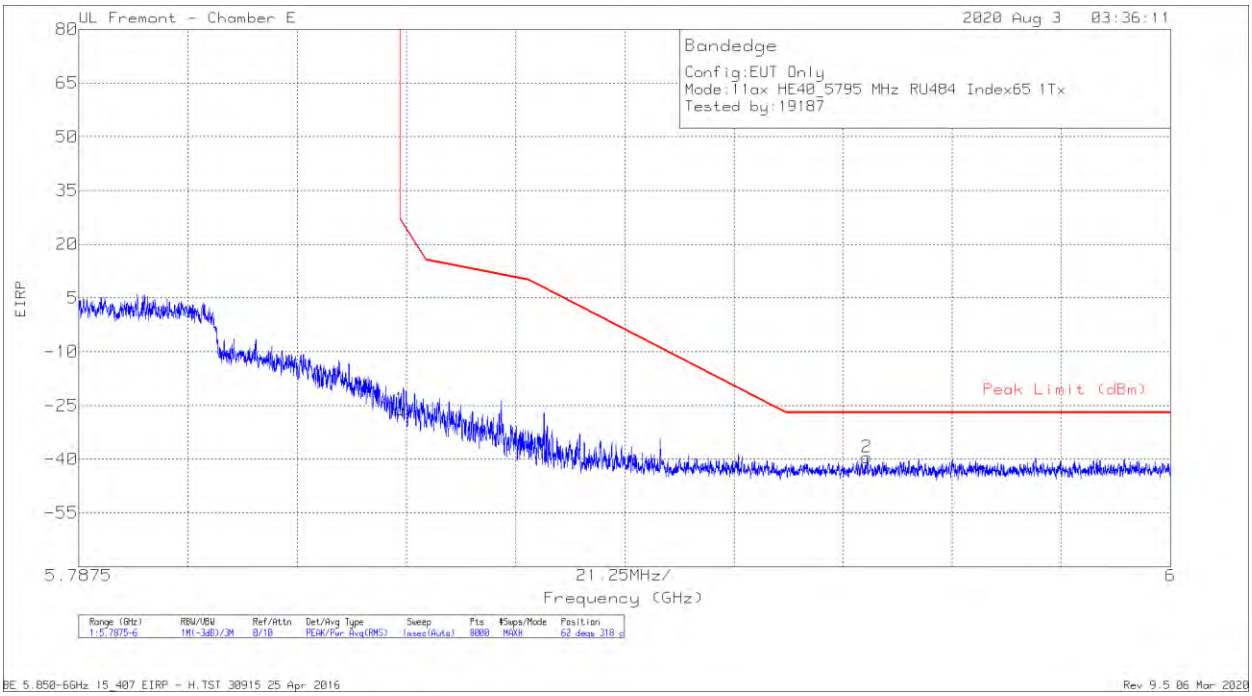

Marker	Frequency (GHz)	Meter Reading (dBm)	Det	AF T712 (dB/m)	Amp/Cbl/Fltr/Pad (dB)	Conversion Factor (dB)	Corrected Reading EIRP	Peak Limit (dBm)	PK Margin (dB)	Azimuth (Degs)	Height (cm)	Polarity
1	5.85001	-52.02	Pk	34.9	-20.7	11.8	-26.02	26.98	-53	62	318	H
2	5.94092	-65.35	Pk	35.1	-21	11.8	-39.45	-27	-12.45	62	318	H

Pk - Peak detector

UL VERIFICATION SERVICES INC.
47173 Benicia Street, Fremont, CA 94538; USA TEL:(510) 319-4000 FAX:(510) 661-0888

This report shall not be reproduced except in full, without the written approval of UL Verification Services Inc.

VERTICAL RESULT

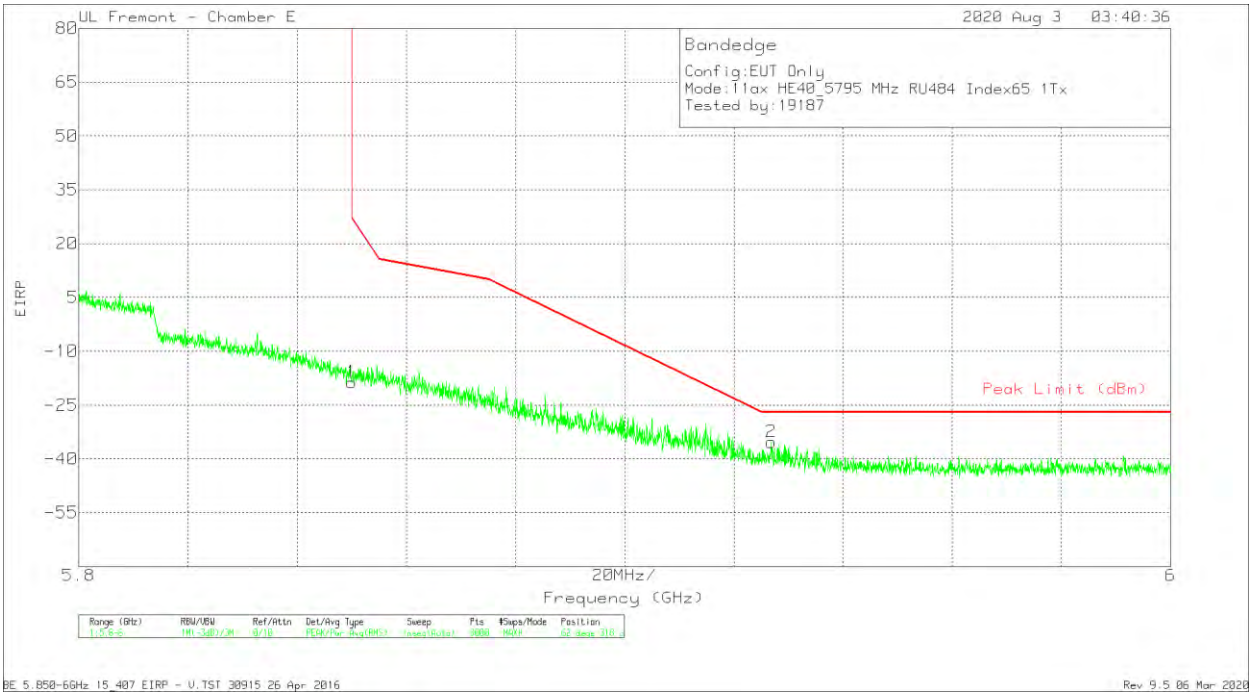

Marker	Frequency (GHz)	Meter Reading (dBm)	Det	AF T712 (dB/m)	Amp/Cbl/Fltr/Pad (dB)	Conversion Factor (dB)	Corrected Reading EIRP	Peak Limit (dBm)	PK Margin (dB)	Azimuth (Degs)	Height (cm)	Polarity
1	5.85001	-44.65	Pk	34.9	-20.7	11.8	-18.65	26.99	-45.64	62	318	V
2	5.92687	-61.17	Pk	35.1	-21	11.8	-35.27	-27	-8.27	62	318	V

Pk - Peak detector

UL VERIFICATION SERVICES INC.
47173 Benicia Street, Fremont, CA 94538; USA TEL:(510) 319-4000 FAX:(510) 661-0888

This report shall not be reproduced except in full, without the written approval of UL Verification Services Inc.

1TX ANTENNA 6 – 26 Tones, RU Index 0

BANDEDGE (LOW CHANNEL)

HORIZONTAL RESULT

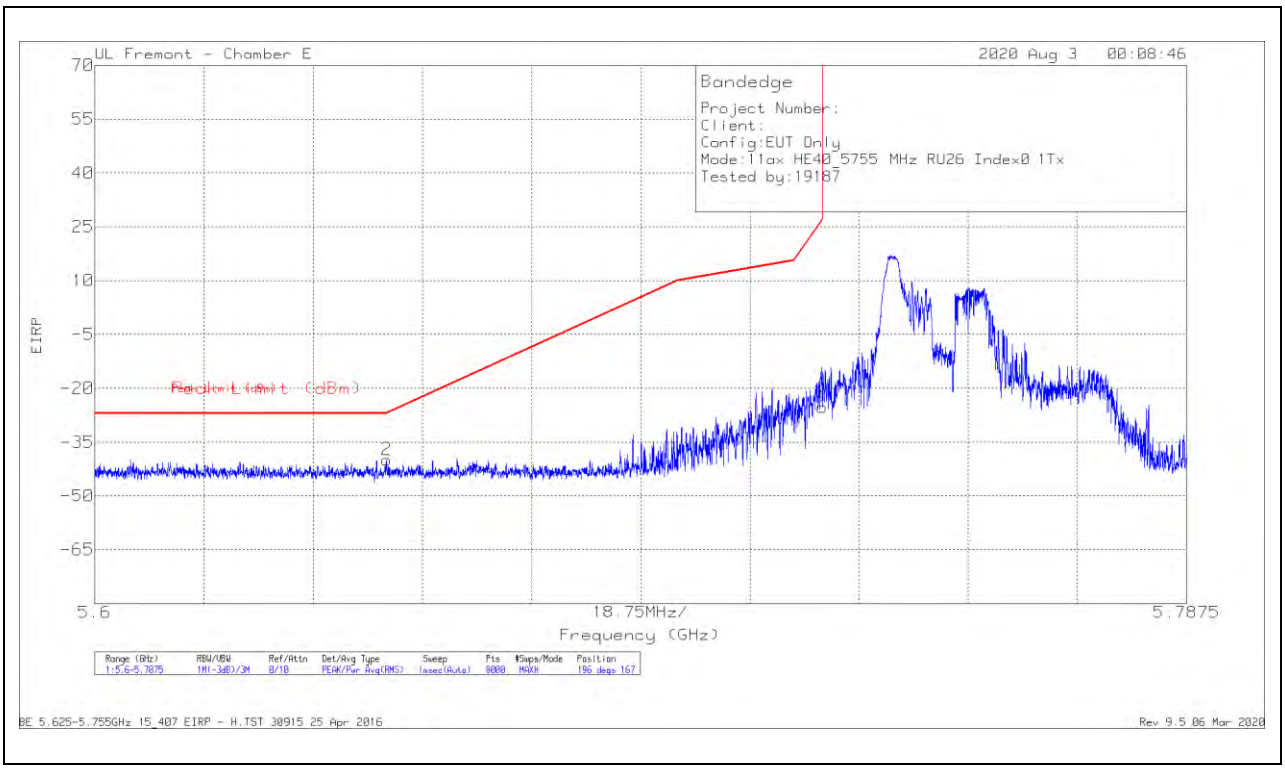

Marker	Frequency (GHz)	Meter Reading (dBm)	Det	AF T712 (dB/m)	Amp/Cbl/Fltr/Pad (dB)	Conversion Factor (dB)	Corrected Reading EIRP	Peak Limit (dBm)	PK Margin (dB)	Azimuth (Degs)	Height (cm)	Polarity
2	5.65009	-64.91	Pk	34.7	-21.5	11.8	-39.91	-26.93	-12.98	196	167	H
1	5.72498	-50.54	Pk	34.7	-21.2	11.8	-25.24	26.96	-52.2	196	167	H

Pk - Peak detector

UL VERIFICATION SERVICES INC.
47173 Benicia Street, Fremont, CA 94538; USA TEL:(510) 319-4000 FAX:(510) 661-0888

This report shall not be reproduced except in full, without the written approval of UL Verification Services Inc.

VERTICAL RESULT

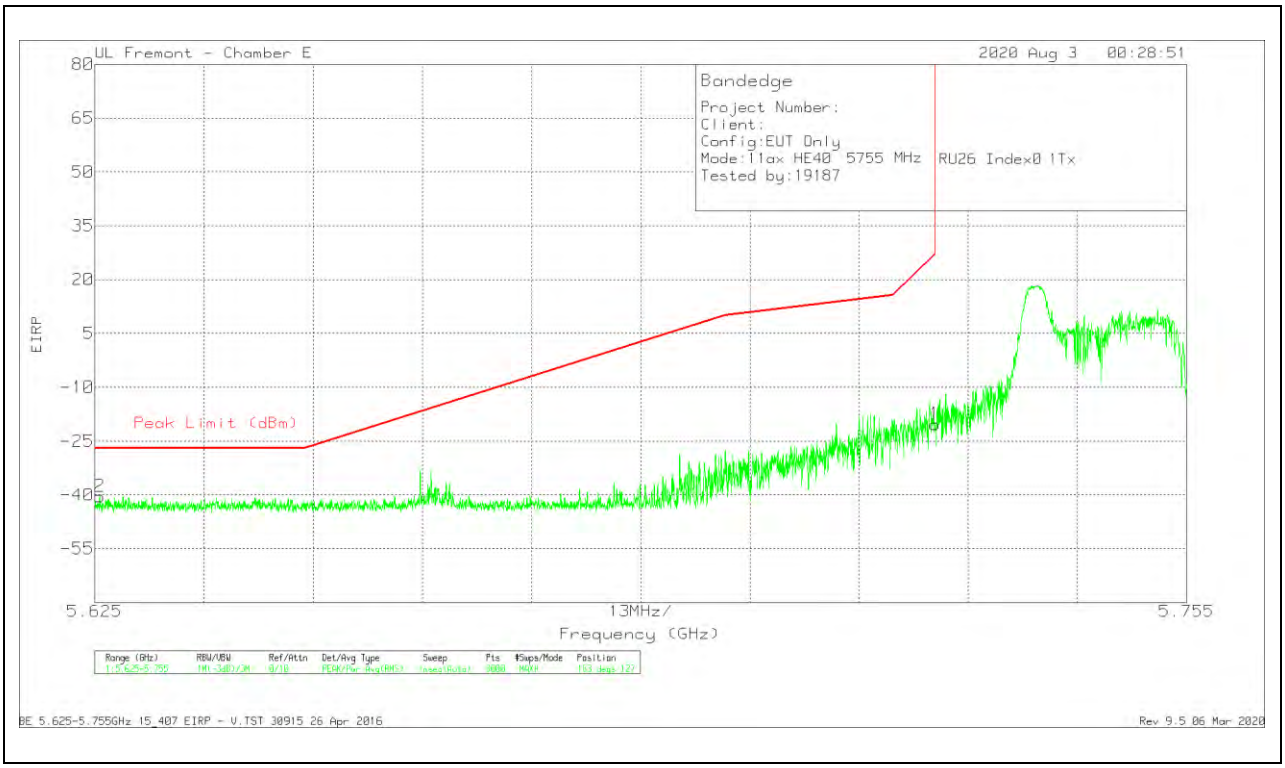

Marker	Frequency (GHz)	Meter Reading (dBm)	Det	AF T712 (dB/m)	Amp/Cbl/Fltr/Pad (dB)	Conversion Factor (dB)	Corrected Reading EIRP	Peak Limit (dBm)	PK Margin (dB)	Azimuth (Degs)	Height (cm)	Polarity
2	5.62557	-65.33	Pk	34.8	-21.7	11.8	-40.43	-27	-13.43	183	127	V
1	5.725	-45.6	Pk	34.7	-21.2	11.8	-20.3	27	-47.3	183	127	V

Pk - Peak detector

UL VERIFICATION SERVICES INC.
47173 Benicia Street, Fremont, CA 94538; USA TEL:(510) 319-4000 FAX:(510) 661-0888

This report shall not be reproduced except in full, without the written approval of UL Verification Services Inc.

1TX ANTENNA 6 – 26 Tones, RU Index 17

BANDEDGE (HIGH CHANNEL)

HORIZONTAL RESULT

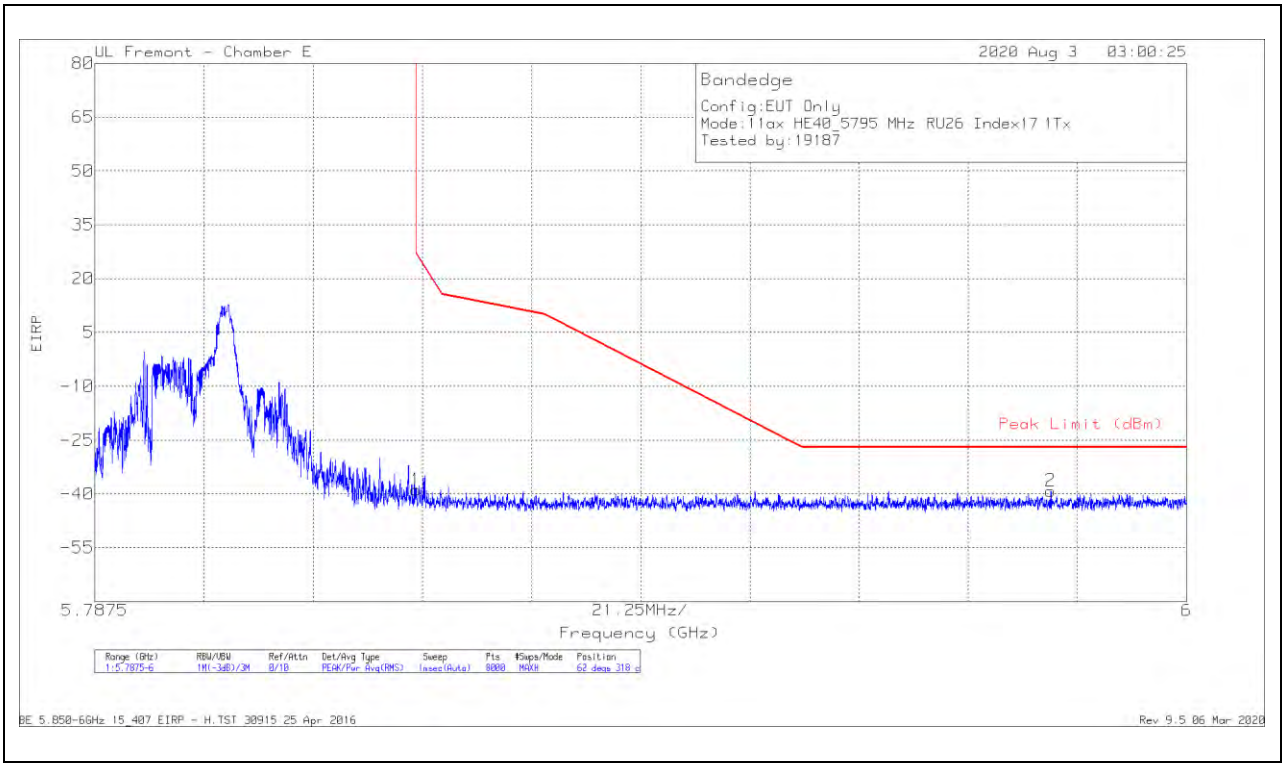

Marker	Frequency (GHz)	Meter Reading (dBm)	Det	AF T712 (dB/m)	Amp/Cbl/Fltr/Pad (dB)	Conversion Factor (dB)	Corrected Reading EIRP	Peak Limit (dBm)	PK Margin (dB)	Azimuth (Degs)	Height (cm)	Polarity
1	5.85001	-64.84	Pk	34.9	-20.7	11.8	-38.84	26.98	-65.82	62	318	H
2	5.97357	-65.26	Pk	35.2	-20.9	11.8	-39.16	-27	-12.16	62	318	H

Pk - Peak detector

UL VERIFICATION SERVICES INC.
47173 Benicia Street, Fremont, CA 94538; USA TEL:(510) 319-4000 FAX:(510) 661-0888

This report shall not be reproduced except in full, without the written approval of UL Verification Services Inc.

VERTICAL RESULT

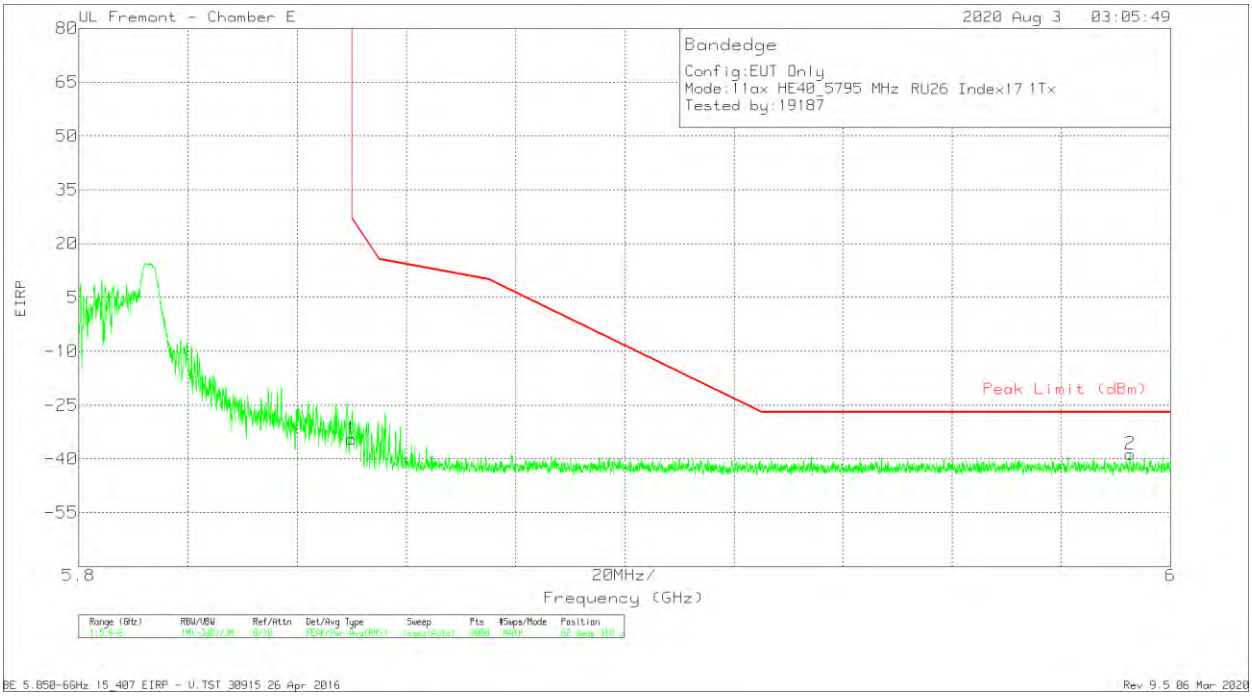

Marker	Frequency (GHz)	Meter Reading (dBm)	Det	AF T712 (dB/m)	Amp/Cbl/Fltr/Pad (dB)	Conversion Factor (dB)	Corrected Reading EIRP	Peak Limit (dBm)	PK Margin (dB)	Azimuth (Degs)	Height (cm)	Polarity
1	5.85001	-60.41	Pk	34.9	-20.7	11.8	-34.41	26.99	-61.4	62	318	V
2	5.99257	-64.89	Pk	35.2	-20.7	11.8	-38.59	-27	-11.59	62	318	V

Pk - Peak detector

UL VERIFICATION SERVICES INC.
47173 Benicia Street, Fremont, CA 94538; USA TEL:(510) 319-4000 FAX:(510) 661-0888

This report shall not be reproduced except in full, without the written approval of UL Verification Services Inc.

1TX ANTENNA 5 – 484 Tones, RU Index 65

BANDEDGE (LOW CHANNEL)

HORIZONTAL RESULT

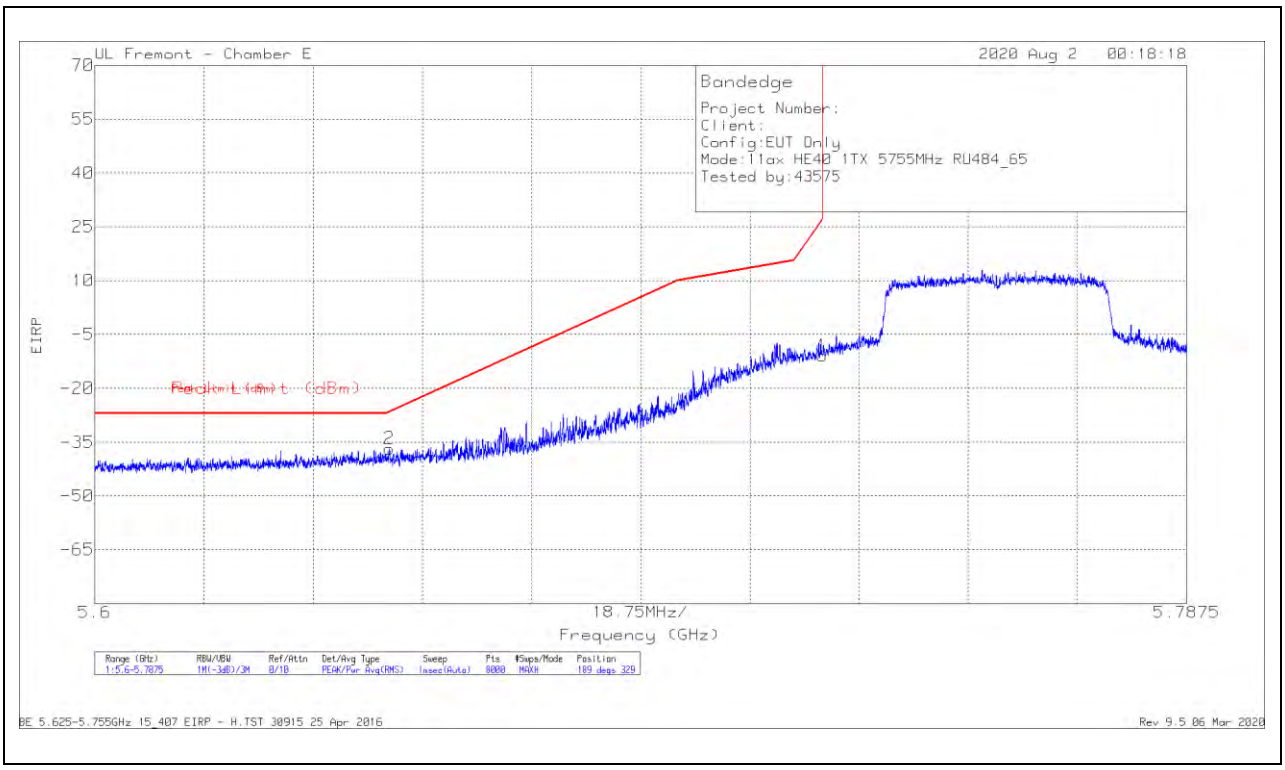

Marker	Frequency (GHz)	Meter Reading (dBm)	Det	AF T712 (dB/m)	Amp/Cbl/Fltr/Pad (dB)	Conversion Factor (dB)	Corrected Reading EIRP	Peak Limit (dBm)	PK Margin (dB)	Azimuth (Degs)	Height (cm)	Polarity
2	5.65056	-61.86	Pk	34.7	-21.5	11.8	-36.86	-26.59	-10.27	189	329	H
1	5.72498	-36.26	Pk	34.7	-21.2	11.8	-10.96	26.96	-37.92	189	329	H

Pk - Peak detector

UL VERIFICATION SERVICES INC.
47173 Benicia Street, Fremont, CA 94538; USA TEL:(510) 319-4000 FAX:(510) 661-0888

This report shall not be reproduced except in full, without the written approval of UL Verification Services Inc.

VERTICAL RESULT

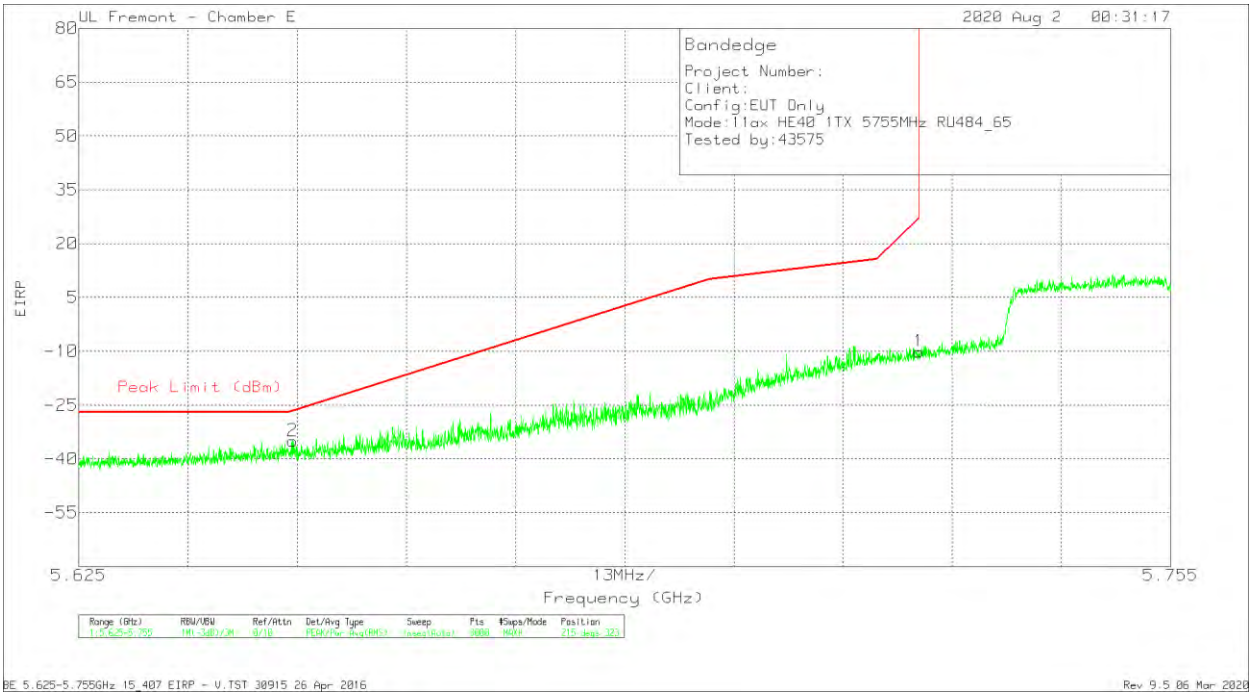

Marker	Frequency (GHz)	Meter Reading (dBm)	Det	AF T712 (dB/m)	Amp/Cbl/Fltr/Pad (dB)	Conversion Factor (dB)	Corrected Reading EIRP	Peak Limit (dBm)	PK Margin (dB)	Azimuth (Degs)	Height (cm)	Polarity
2	5.65048	-59.98	Pk	34.7	-21.5	11.8	-34.98	-26.64	-8.34	215	323	V
1	5.725	-35.39	Pk	34.7	-21.2	11.8	-10.09	27	-37.09	215	323	V

Pk - Peak detector

UL VERIFICATION SERVICES INC.
47173 Benicia Street, Fremont, CA 94538; USA TEL:(510) 319-4000 FAX:(510) 661-0888

This report shall not be reproduced except in full, without the written approval of UL Verification Services Inc.

BANDEDGE (HIGH CHANNEL)

HORIZONTAL RESULT

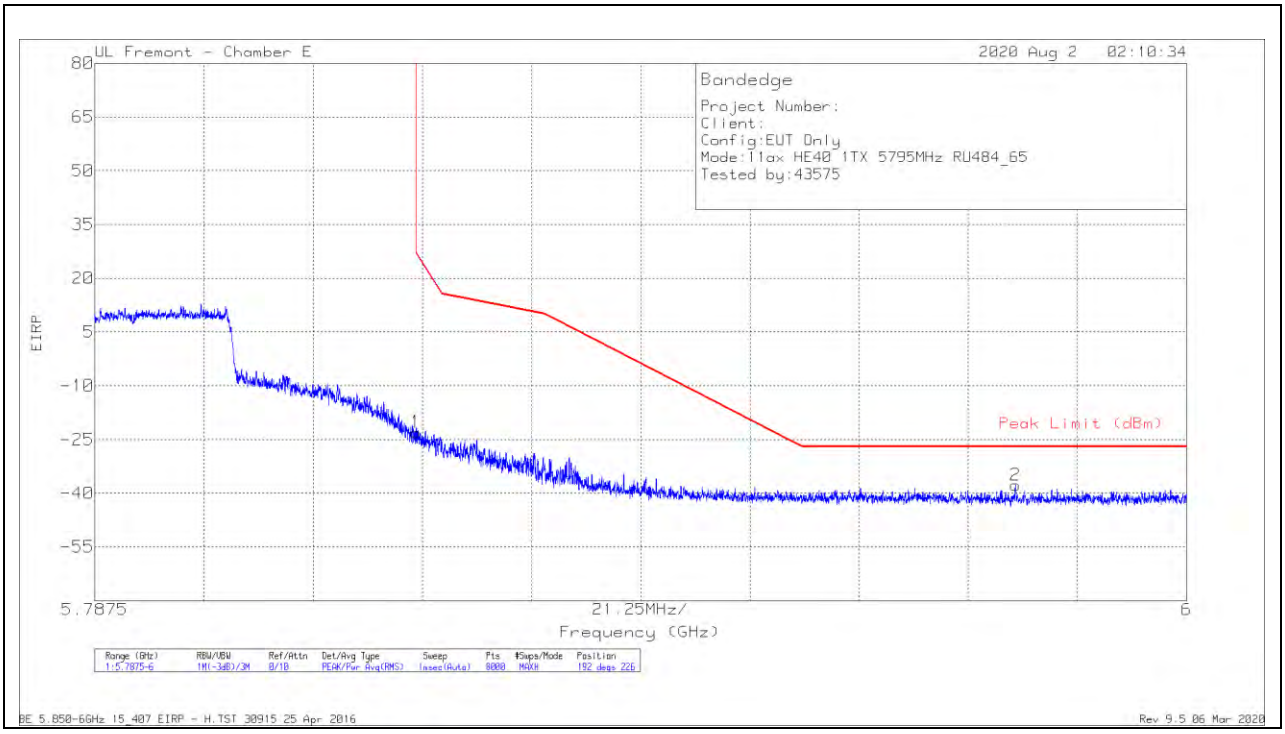

Marker	Frequency (GHz)	Meter Reading (dBm)	Det	AF T712 (dB/m)	Amp/Cbl/Fltr/Pad (dB)	Conversion Factor (dB)	Corrected Reading EIRP	Peak Limit (dBm)	PK Margin (dB)	Azimuth (Degs)	Height (cm)	Polarity
1	5.85001	-49.01	Pk	34.9	-20.7	11.8	-23.01	26.98	-49.99	192	226	H
2	5.96666	-63.76	Pk	35.1	-20.9	11.8	-37.76	-27	-10.76	192	226	H

Pk - Peak detector

UL VERIFICATION SERVICES INC.
47173 Benicia Street, Fremont, CA 94538; USA TEL:(510) 319-4000 FAX:(510) 661-0888

This report shall not be reproduced except in full, without the written approval of UL Verification Services Inc.

VERTICAL RESULT

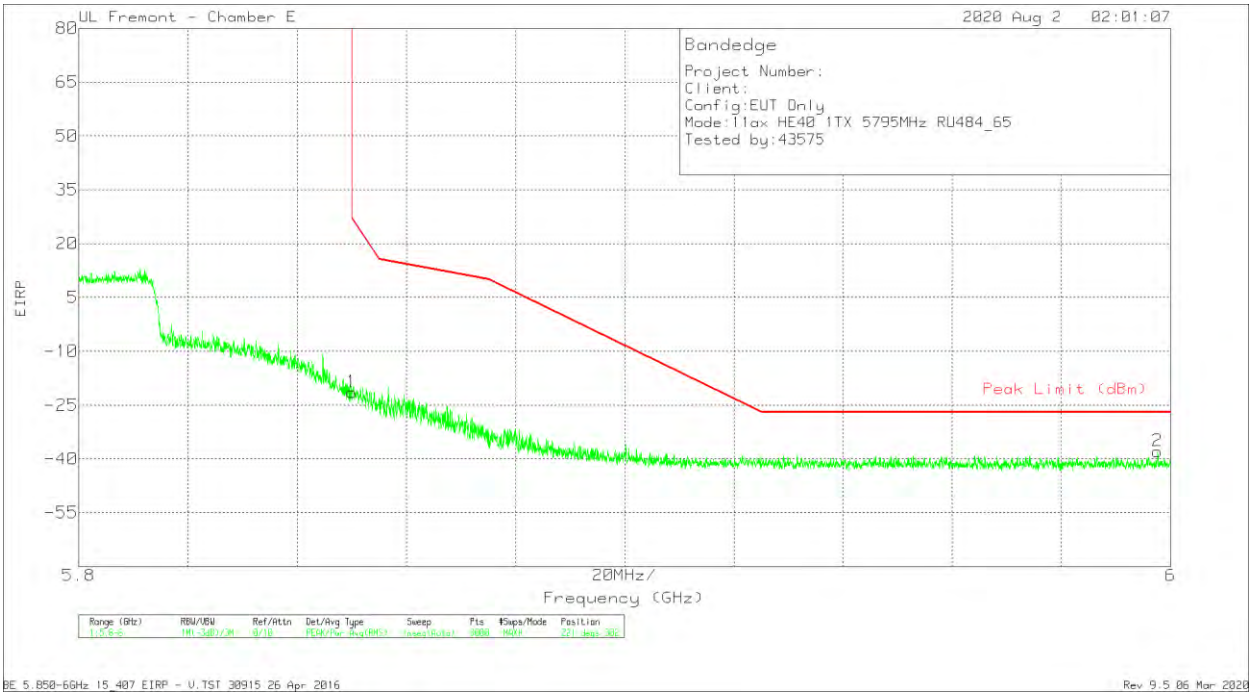

Marker	Frequency (GHz)	Meter Reading (dBm)	Det	AF T712 (dB/m)	Amp/Cbl/Fltr/Pad (dB)	Conversion Factor (dB)	Corrected Reading EIRP	Peak Limit (dBm)	PK Margin (dB)	Azimuth (Degs)	Height (cm)	Polarity
1	5.85001	-47.39	Pk	34.9	-20.7	11.8	-21.39	26.99	-48.38	221	302	V
2	5.99762	-64.25	Pk	35.2	-20.6	11.8	-37.85	-27	-10.85	221	302	V

Pk - Peak detector

UL VERIFICATION SERVICES INC.
47173 Benicia Street, Fremont, CA 94538; USA TEL:(510) 319-4000 FAX:(510) 661-0888

This report shall not be reproduced except in full, without the written approval of UL Verification Services Inc.

1TX ANTENNA 5 – 26 Tones, RU Index 0

BANDEDGE (LOW CHANNEL)

HORIZONTAL RESULT

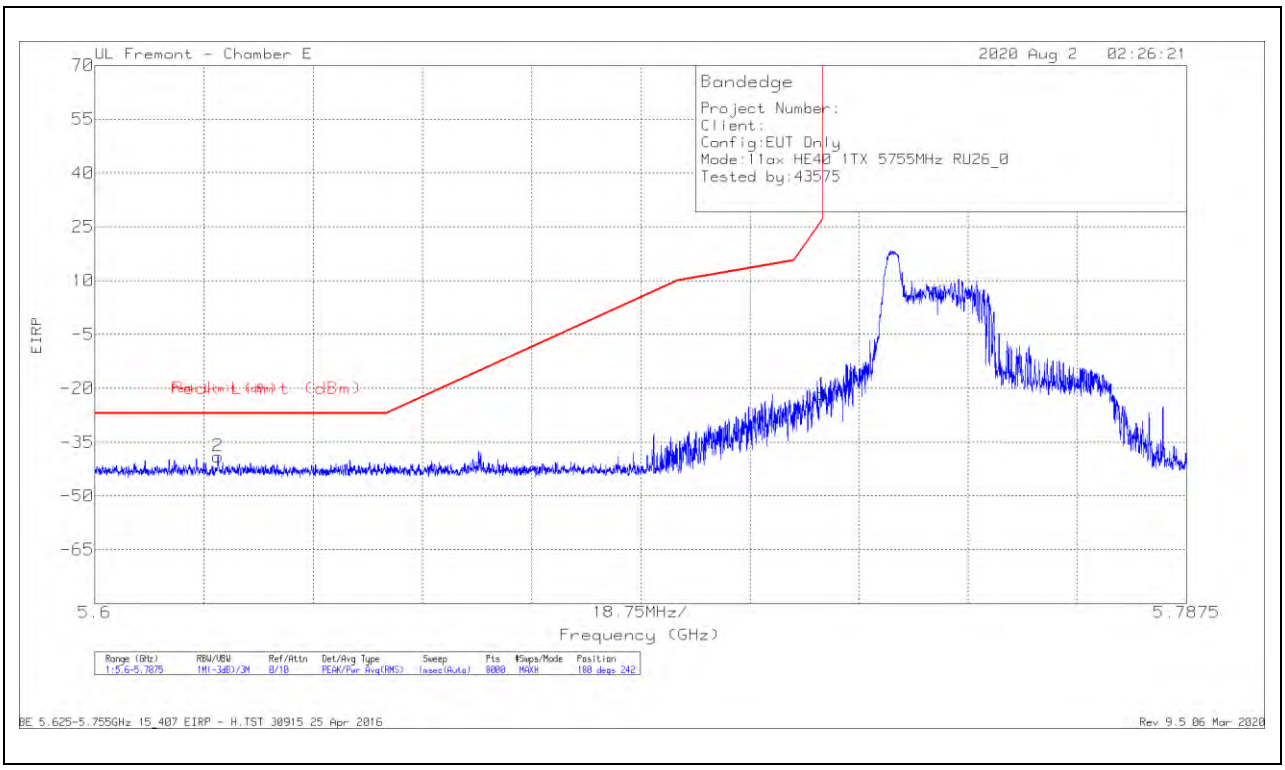

Marker	Frequency (GHz)	Meter Reading (dBm)	Det	AF T712 (dB/m)	Amp/Cbl/Fltr/Pad (dB)	Conversion Factor (dB)	Corrected Reading EIRP	Peak Limit (dBm)	PK Margin (dB)	Azimuth (Degs)	Height (cm)	Polarity
2	5.62114	-63.76	Pk	34.7	-21.7	11.8	-38.96	-27	-11.96	180	242	H
1	5.72498	-46.96	Pk	34.7	-21.2	11.8	-21.66	26.96	-48.62	180	242	H

Pk - Peak detector

UL VERIFICATION SERVICES INC.
47173 Benicia Street, Fremont, CA 94538; USA TEL:(510) 319-4000 FAX:(510) 661-0888

This report shall not be reproduced except in full, without the written approval of UL Verification Services Inc.

VERTICAL RESULT

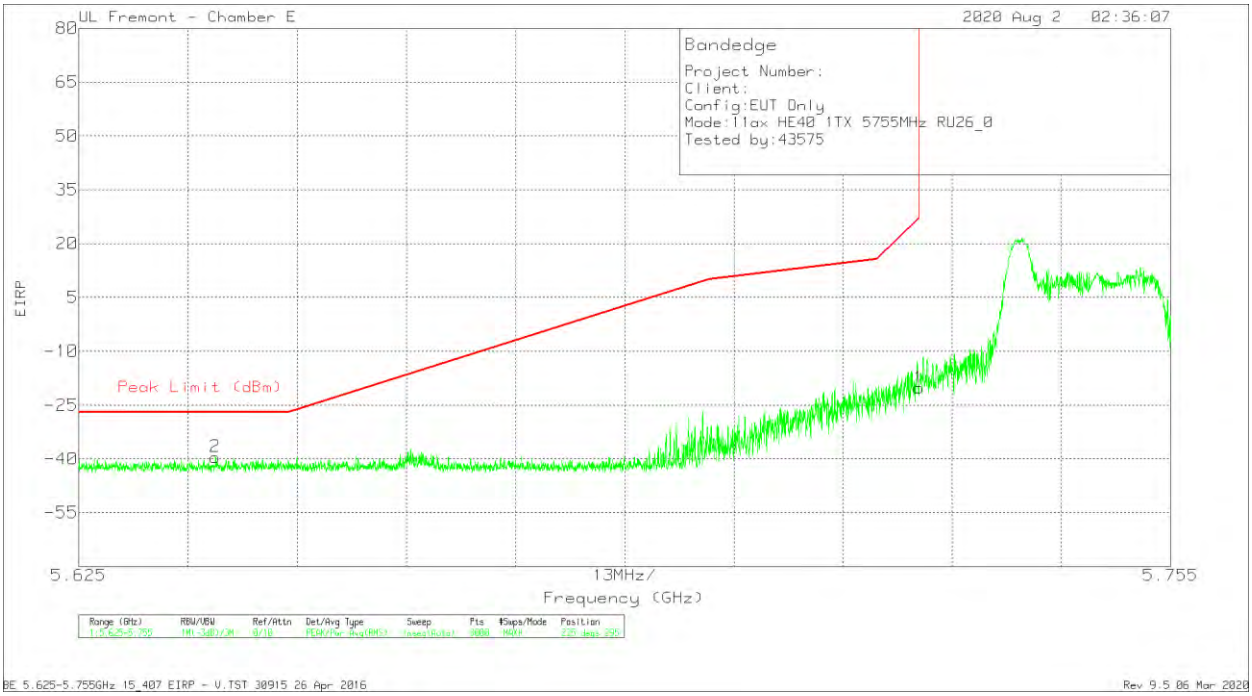

Marker	Frequency (GHz)	Meter Reading (dBm)	Det	AF T712 (dB/m)	Amp/Cbl/Fltr/Pad (dB)	Conversion Factor (dB)	Corrected Reading EIRP	Peak Limit (dBm)	PK Margin (dB)	Azimuth (Degs)	Height (cm)	Polarity
2	5.64127	-64.49	Pk	34.8	-21.6	11.8	-39.49	-27	-12.49	235	295	V
1	5.725	-45.5	Pk	34.7	-21.2	11.8	-20.2	27	-47.2	235	295	V

Pk - Peak detector

UL VERIFICATION SERVICES INC.
47173 Benicia Street, Fremont, CA 94538; USA TEL:(510) 319-4000 FAX:(510) 661-0888

This report shall not be reproduced except in full, without the written approval of UL Verification Services Inc.

1TX ANTENNA 5 – 26 Tones, RU Index 17

BANDEDGE (HIGH CHANNEL)

HORIZONTAL RESULT

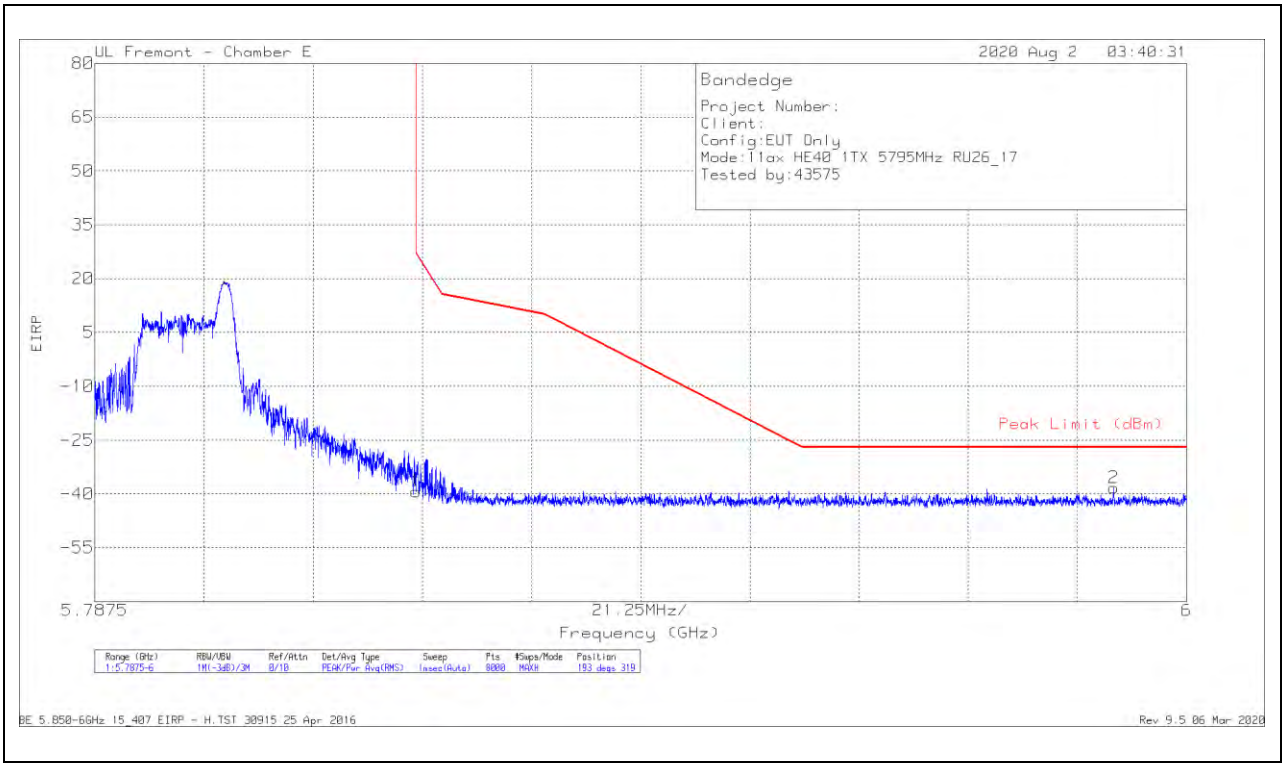

Marker	Frequency (GHz)	Meter Reading (dBm)	Det	AF T712 (dB/m)	Amp/Cbl/Fltr/Pad (dB)	Conversion Factor (dB)	Corrected Reading EIRP	Peak Limit (dBm)	PK Margin (dB)	Azimuth (Degs)	Height (cm)	Polarity
1	5.85001	-65.36	Pk	34.9	-20.7	11.8	-39.36	26.98	-66.34	193	319	H
2	5.98582	-64.49	Pk	35.1	-20.7	11.8	-38.29	-27	-11.29	193	319	H

Pk - Peak detector

UL VERIFICATION SERVICES INC.
47173 Benicia Street, Fremont, CA 94538; USA TEL:(510) 319-4000 FAX:(510) 661-0888

This report shall not be reproduced except in full, without the written approval of UL Verification Services Inc.

VERTICAL RESULT

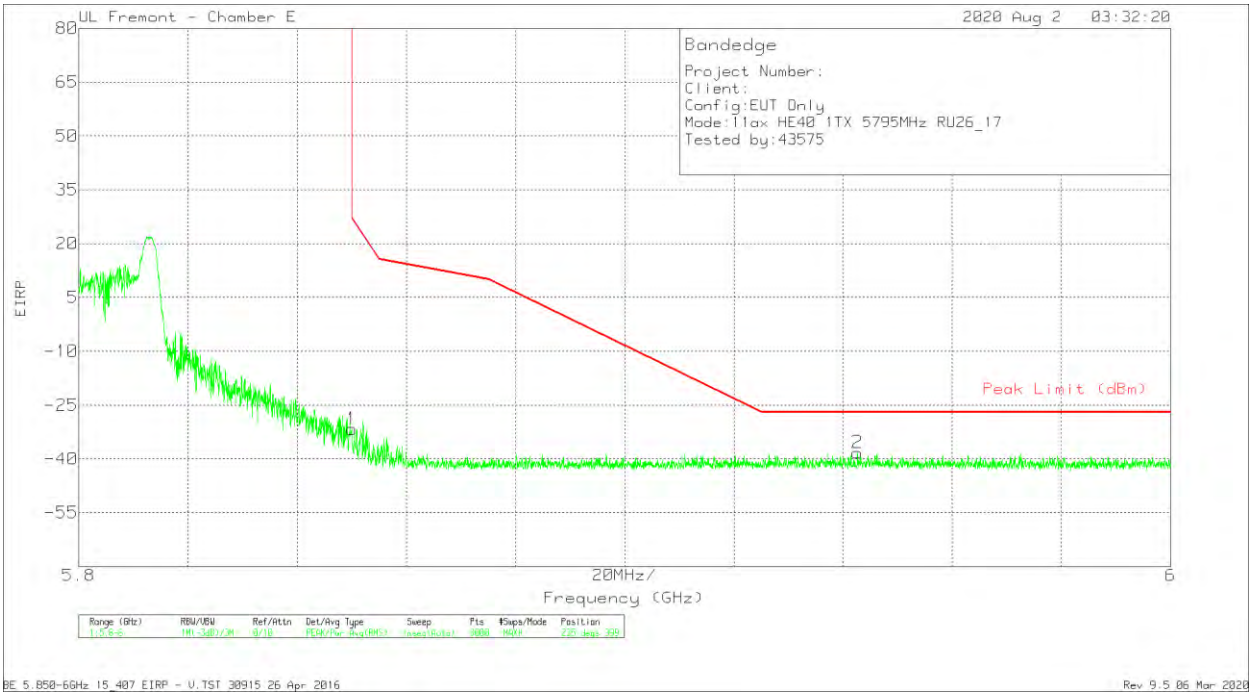

Marker	Frequency (GHz)	Meter Reading (dBm)	Det	AF T712 (dB/m)	Amp/Cbl/Fltr/Pad (dB)	Conversion Factor (dB)	Corrected Reading EIRP	Peak Limit (dBm)	PK Margin (dB)	Azimuth (Degs)	Height (cm)	Polarity
1	5.85001	-57.64	Pk	34.9	-20.7	11.8	-31.64	26.99	-58.63	235	399	V
2	5.94262	-64.17	Pk	35.1	-21	11.8	-38.27	-27	-11.27	235	399	V

Pk - Peak detector

UL VERIFICATION SERVICES INC.
47173 Benicia Street, Fremont, CA 94538; USA TEL:(510) 319-4000 FAX:(510) 661-0888

This report shall not be reproduced except in full, without the written approval of UL Verification Services Inc.

2TX ANTENNA 6 + ANTENNA 5 OFDMA MODE – 484 Tones, RU Index 65

BANDEDGE (LOW CHANNEL)

HORIZONTAL RESULT

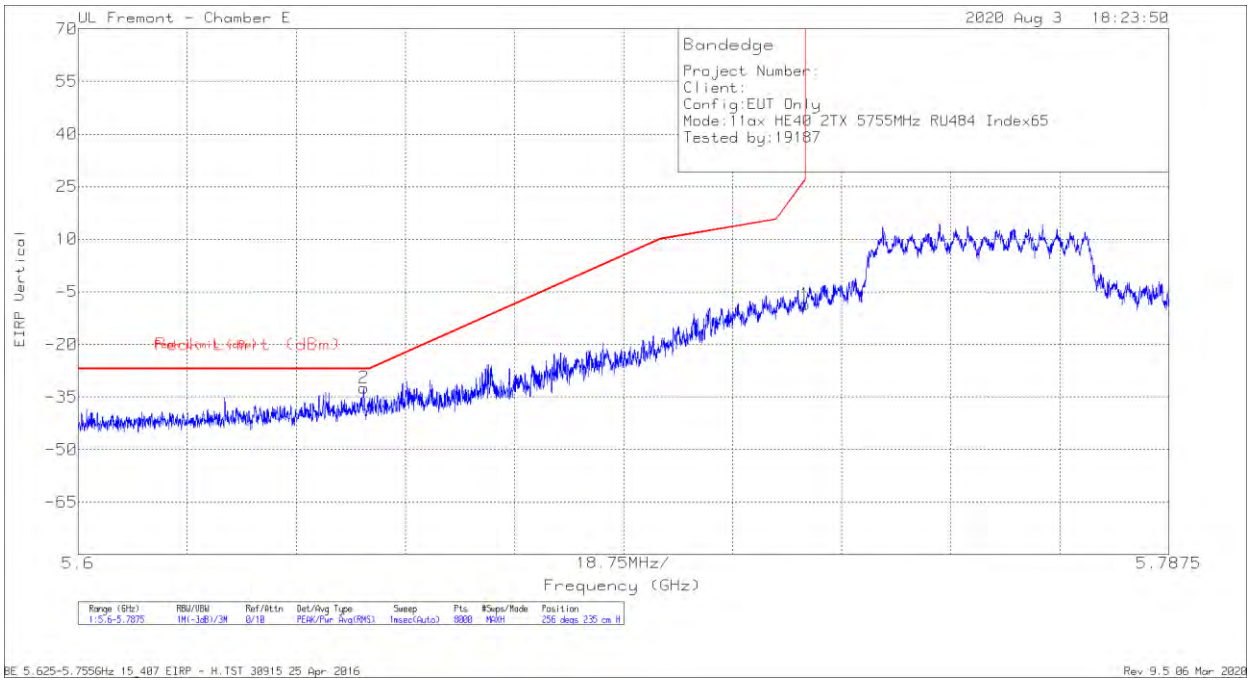

Marker	Frequency (GHz)	Meter Reading (dBm)	Det	AF T712 (dB/m)	Amp/Cbl/Fltr/Pad (dB)	Conversion Factor (dB)	Corrected Reading EIRP	Peak Limit (dBm)	PK Margin (dB)	Azimuth (Degs)	Height (cm)	Polarity
2	5.64911	-57.39	Pk	34.7	-21.5	11.8	-32.39	-27	-5.39	256	235	H
1	5.72498	-33.89	Pk	34.7	-21.2	11.8	-8.59	26.96	-35.55	256	235	H

Pk - Peak detector

UL VERIFICATION SERVICES INC.
47173 Benicia Street, Fremont, CA 94538; USA TEL:(510) 319-4000 FAX:(510) 661-0888

This report shall not be reproduced except in full, without the written approval of UL Verification Services Inc.

VERTICAL RESULT

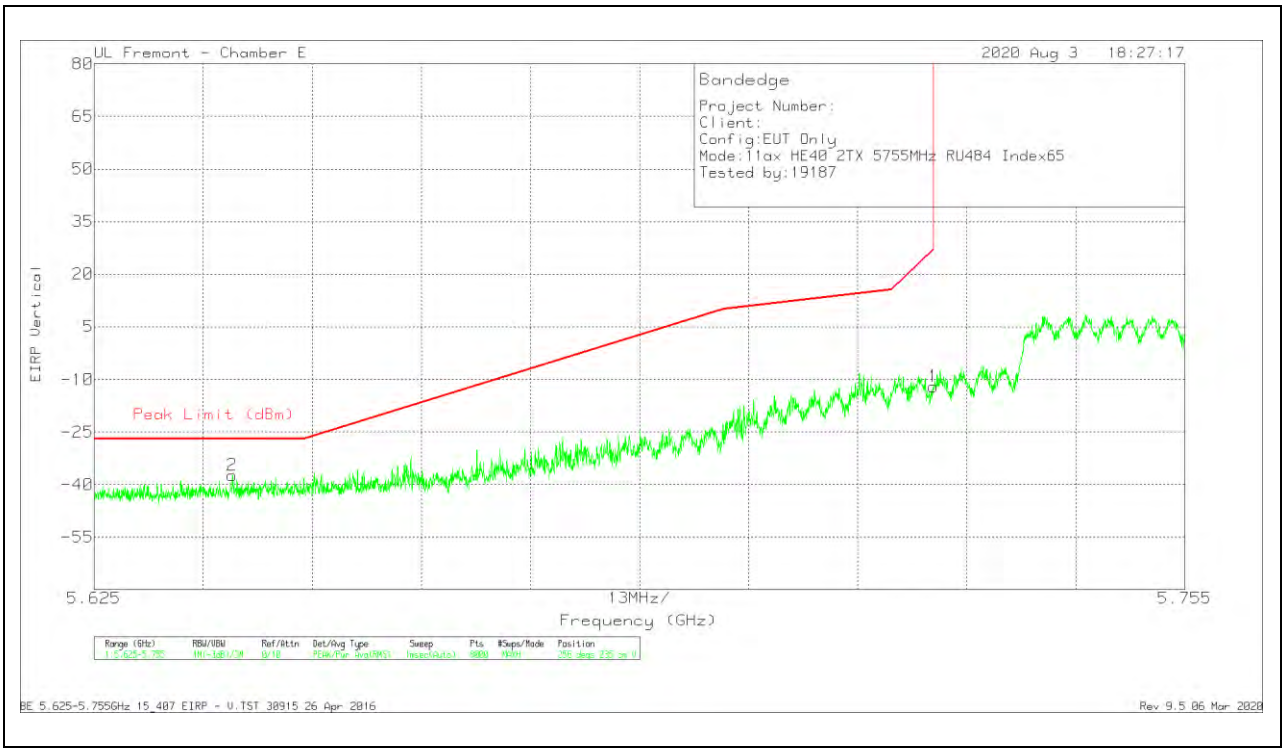

Marker	Frequency (GHz)	Meter Reading (dBm)	Det	AF T712 (dB/m)	Amp/Cbl/Fltr/Pad (dB)	Conversion Factor (dB)	Corrected Reading EIRP	Peak Limit (dBm)	PK Margin (dB)	Azimuth (Degs)	Height (cm)	Polarity
2	5.64148	-62.32	Pk	34.8	-21.6	11.8	-37.32	-27	-10.32	256	235	V
1	5.725	-37.34	Pk	34.7	-21.2	11.8	-12.04	27	-39.04	256	235	V

Pk - Peak detector

UL VERIFICATION SERVICES INC.
47173 Benicia Street, Fremont, CA 94538; USA TEL:(510) 319-4000 FAX:(510) 661-0888

This report shall not be reproduced except in full, without the written approval of UL Verification Services Inc.

BANDEDGE (HIGH CHANNEL)

HORIZONTAL RESULT

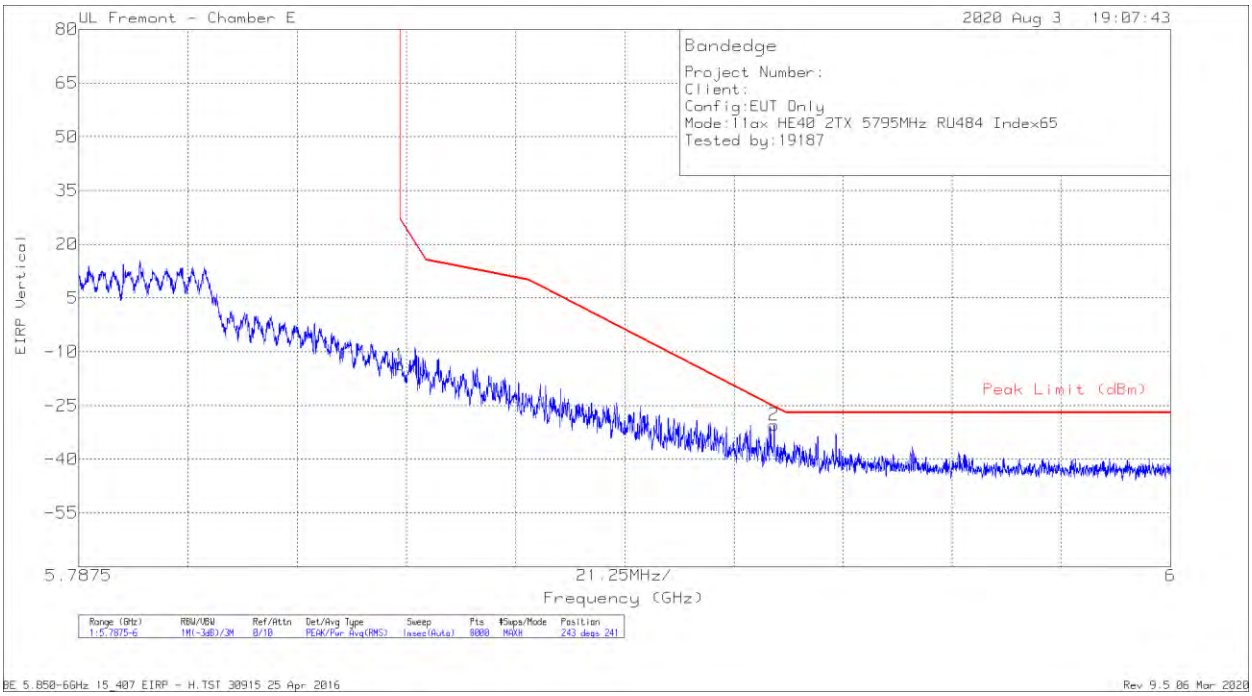

Marker	Frequency (GHz)	Meter Reading (dBm)	Det	AF T712 (dB/m)	Amp/Cbl/Fltr/Pad (dB)	Conversion Factor (dB)	Corrected Reading EIRP	Peak Limit (dBm)	PK Margin (dB)	Azimuth (Degs)	Height (cm)	Polarity
1	5.85001	-39.63	Pk	34.9	-20.7	11.8	-13.63	26.98	-40.61	243	241	H
2	5.92283	-56.43	Pk	35.1	-20.9	11.8	-30.43	-25.39	-5.04	243	241	H

Pk - Peak detector

UL VERIFICATION SERVICES INC.
47173 Benicia Street, Fremont, CA 94538; USA TEL:(510) 319-4000 FAX:(510) 661-0888

This report shall not be reproduced except in full, without the written approval of UL Verification Services Inc.

VERTICAL RESULT

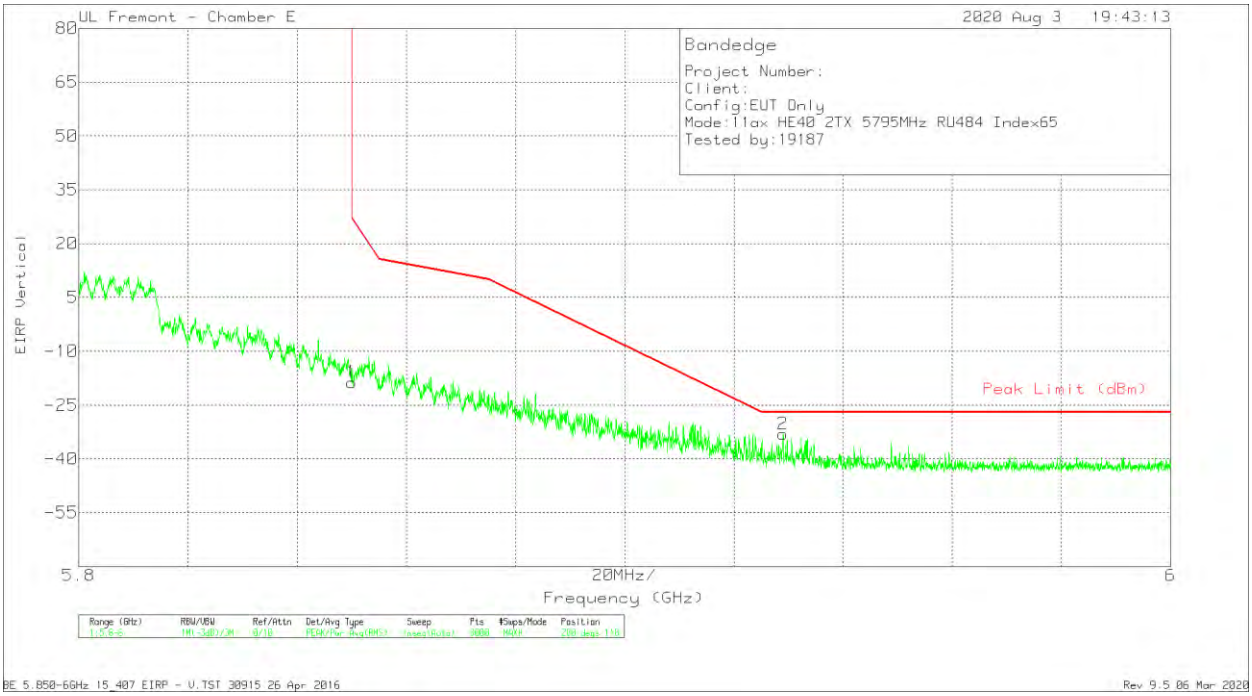

Marker	Frequency (GHz)	Meter Reading (dBm)	Det	AF T712 (dB/m)	Amp/Cbl/Fltr/Pad (dB)	Conversion Factor (dB)	Corrected Reading EIRP	Peak Limit (dBm)	PK Margin (dB)	Azimuth (Degs)	Height (cm)	Polarity
1	5.85001	-44.67	Pk	34.9	-20.7	11.8	-18.67	26.99	-45.66	280	118	V
2	5.92897	-58.98	Pk	35.1	-21	11.8	-33.08	-27	-6.08	280	118	V

Pk - Peak detector

UL VERIFICATION SERVICES INC.
47173 Benicia Street, Fremont, CA 94538; USA TEL:(510) 319-4000 FAX:(510) 661-0888

This report shall not be reproduced except in full, without the written approval of UL Verification Services Inc.

HARMONICS AND SPURIOUS EMISSIONS

LOW CHANNEL RESULTS

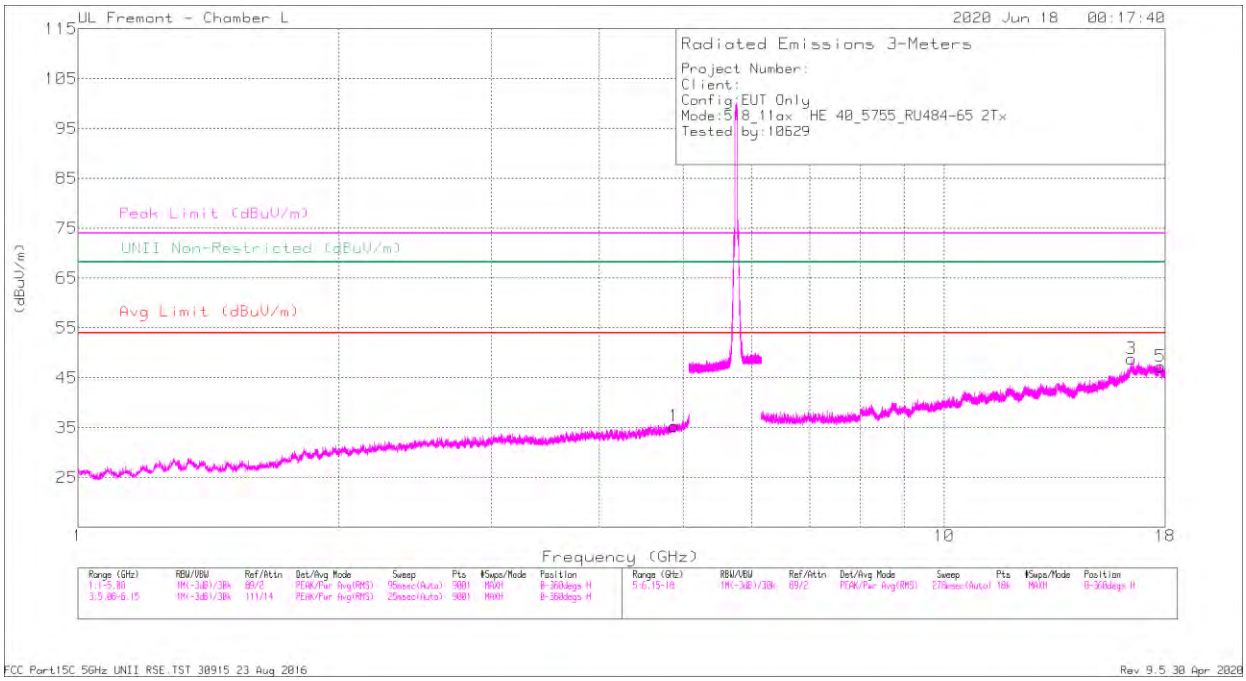

HORIZONTAL

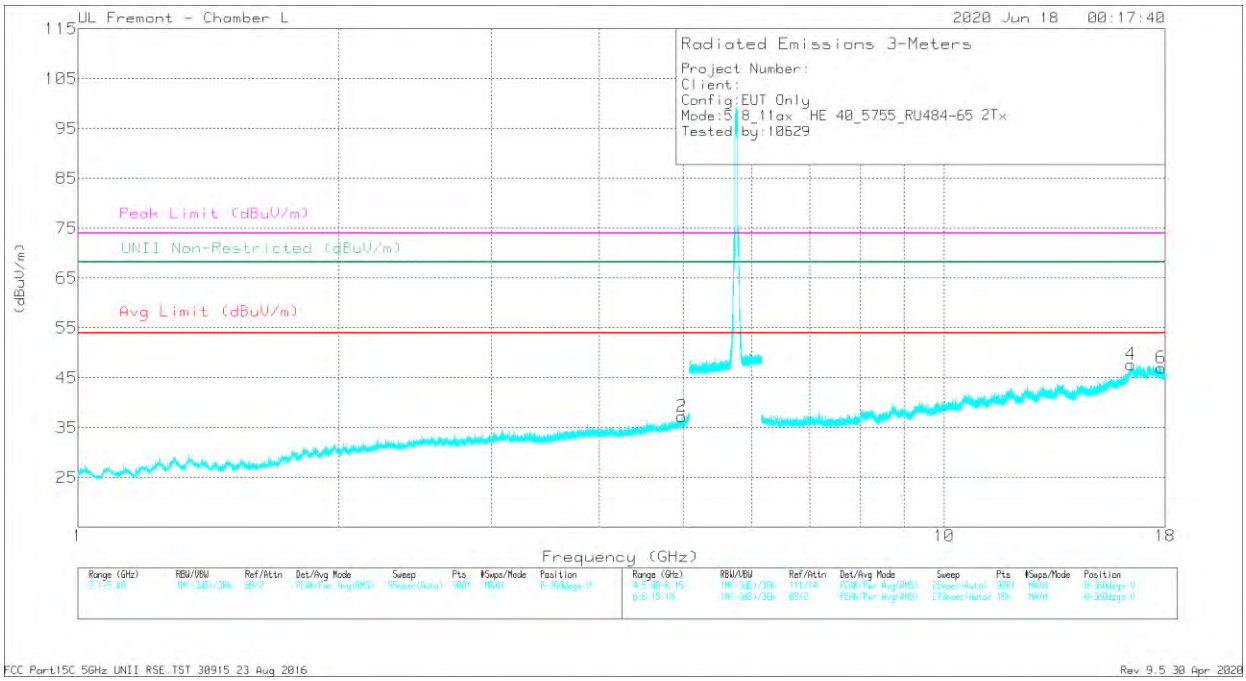

VERTICAL

UL VERIFICATION SERVICES INC.
47173 Benicia Street, Fremont, CA 94538; USA TEL:(510) 319-4000 FAX:(510) 661-0888

This report shall not be reproduced except in full, without the written approval of UL Verification Services Inc.

RADIATED EMISSIONS

Marker	Frequency (GHz)	Meter Reading (dBuV)	Det	AF 344 (dB/m)	Amp/Cbl/Fltr/Pad (dB)	Corrected Reading (dBuV/m)	Avg Limit (dBuV/m)	Margin (dB)	Peak Limit (dBuV/m)	PK Margin (dB)	UNII Non-Restricted (dBuV/m)	PK Margin (dB)	Azimuth (Degs)	Height (cm)	Polarity
1	* 4.88191	35.51	PK-U	34.1	-26	43.61	-	-	74	-30.39	-	-	177	141	H
	* 4.88307	24.35	ADR	34.1	-26	32.45	54	-21.55	-	-	-	-	177	141	H
2	* 4.97872	36.71	PK-U	34.1	-25.8	45.01	-	-	74	-28.99	-	-	352	365	V
	* 4.98105	25.73	ADR	34.1	-25.7	34.13	54	-19.87	-	-	-	-	352	365	V
3	16.46351	31.29	PK-U	41.9	-18.5	54.69	-	-	-	-	68.2	-13.51	217	150	H
	* 17.78435	29.17	PK-U	41.5	-16.6	54.07	-	-	74	-19.93	-	-	73	268	H
5	* 17.78552	19.91	ADR	41.5	-16.6	44.81	54	-9.19	-	-	-	-	73	268	H
4	16.44113	31.4	PK-U	41.8	-18.6	54.6	-	-	-	-	68.2	-13.6	124	316	V
6	* 17.79986	30.26	PK-U	41.6	-16.5	55.36	-	-	74	-18.64	-	-	284	203	V
	* 17.80085	19.95	ADR	41.6	-16.5	45.05	54	-8.95	-	-	-	-	284	203	V

* - indicates frequency in CFR47 Pt 15 / IC RSS-Restricted Band
PK-U - U-NII: Maximum Peak
ADR - U-NII AD primary method, RMS average

UL VERIFICATION SERVICES INC.
47173 Benicia Street, Fremont, CA 94538; USA TEL:(510) 319-4000 FAX:(510) 661-0888

This report shall not be reproduced except in full, without the written approval of UL Verification Services Inc.

HIGH CHANNEL RESULTS

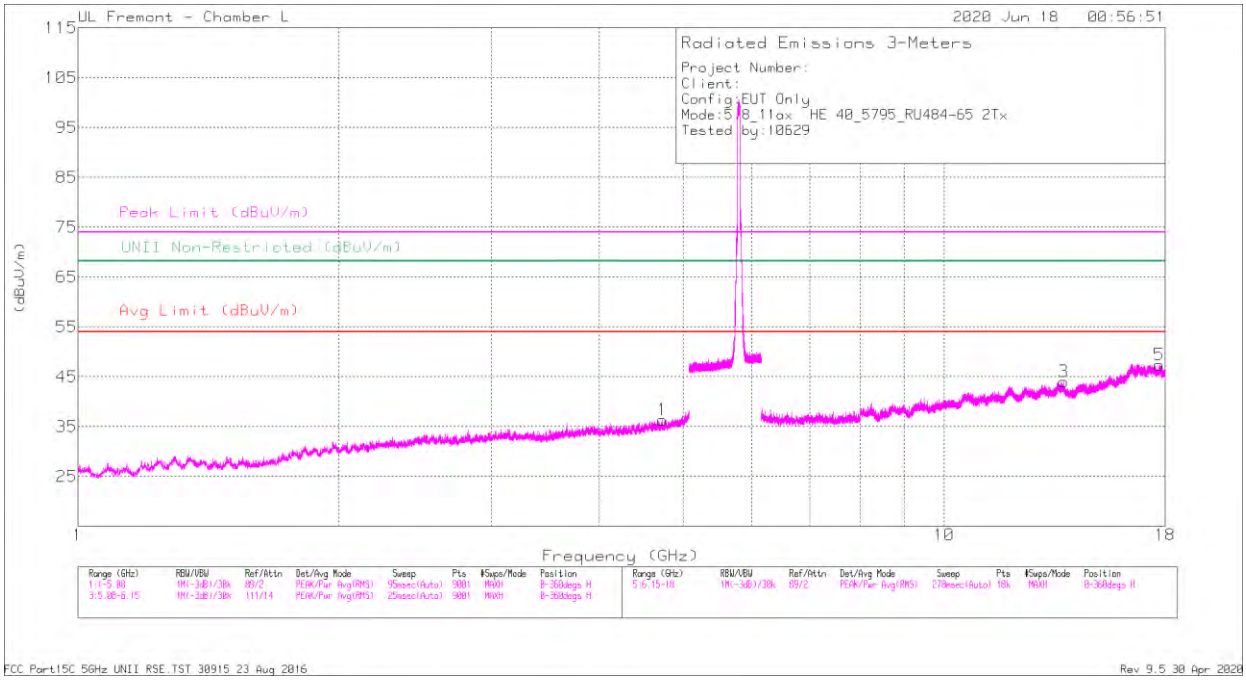

HORIZONTAL

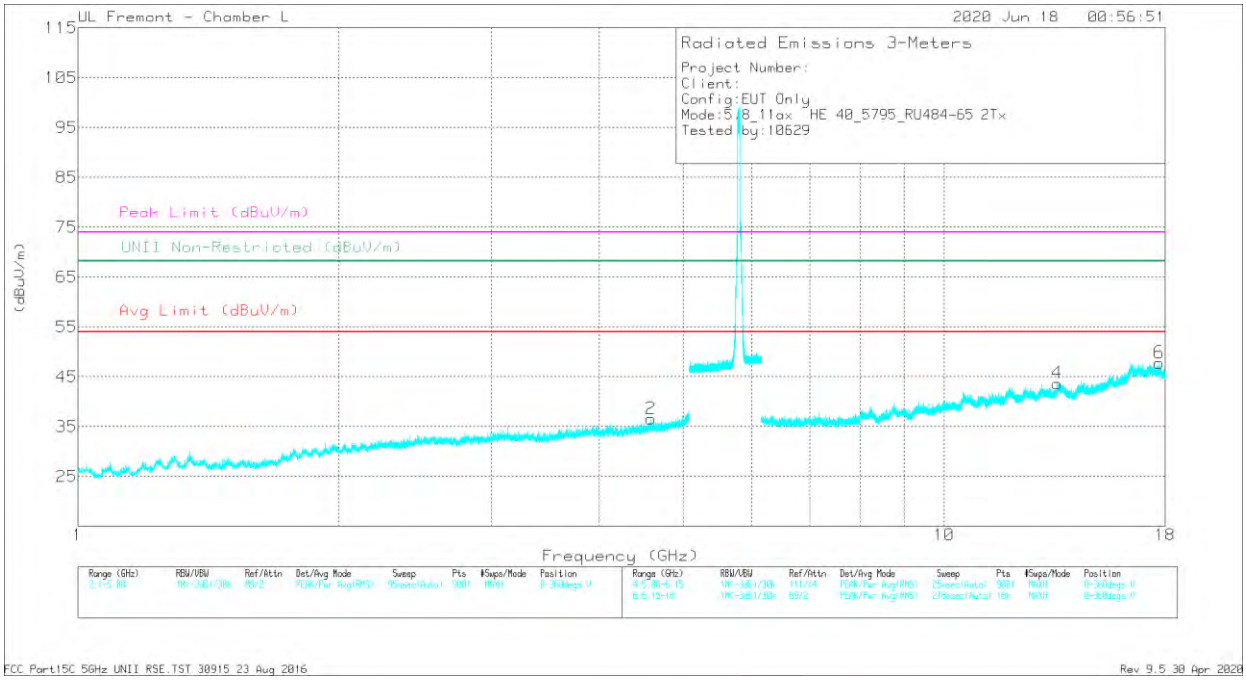

VERTICAL

UL VERIFICATION SERVICES INC.
47173 Benicia Street, Fremont, CA 94538; USA TEL:(510) 319-4000 FAX:(510) 661-0888

This report shall not be reproduced except in full, without the written approval of UL Verification Services Inc.

RADIATED EMISSIONS

Marker	Frequency (GHz)	Meter Reading (dBuV)	Det	AF 344 (dB/m)	Amp/Cbl/Fltr/Pad (dB)	Corrected Reading (dBuV/m)	Avg Limit (dBuV/m)	Margin (dB)	Peak Limit (dBuV/m)	PK Margin (dB)	UNII Non-Restricted (dBuV/m)	PK Margin (dB)	Azimuth (Degs)	Height (cm)	Polarity
1	* 4.73165	36.3	PK-U	34	-26.9	43.4	-	-	74	-30.6	-	-	194	362	H
	* 4.73374	26.23	ADR	34	-26.9	33.33	54	-20.67	-	-	-	-	194	362	H
2	* 4.58905	36.57	PK-U	34.2	-27.2	43.57	-	-	74	-30.43	-	-	41	130	V
	* 4.5893	26.68	ADR	34.2	-27.2	33.68	54	-20.32	-	-	-	-	41	130	V
3	13.74243	30.16	PK-U	38.7	-18.4	50.46	-	-	-	-	68.2	-17.74	268	242	H
5	* 17.73386	31	PK-U	41.6	-16.6	56	-	-	74	-18	-	-	355	351	H
	* 17.73401	19.82	ADR	41.6	-16.6	44.82	54	-9.18	-	-	-	-	355	351	H
4	13.51529	32.23	PK-U	38.9	-19.3	51.83	-	-	-	-	68.2	-16.37	275	118	V
6	* 17.72613	30.49	PK-U	41.7	-16.8	55.39	-	-	74	-18.61	-	-	360	290	V
	* 17.72467	20.92	ADR	41.7	-16.8	45.82	54	-8.18	-	-	-	-	360	290	V

* - indicates frequency in CFR47 Pt 15 / IC RSS-Restricted Band
PK-U - U-NII: Maximum Peak
ADR - U-NII AD primary method, RMS average

UL VERIFICATION SERVICES INC.
47173 Benicia Street, Fremont, CA 94538; USA TEL:(510) 319-4000 FAX:(510) 661-0888
This report shall not be reproduced except in full, without the written approval of UL Verification Services Inc.

2TX ANTENNA 6 + ANTENNA 5 OFDMA MODE – 26 Tones, RU Index 0

BANDEDGE (LOW CHANNEL)

HORIZONTAL RESULT

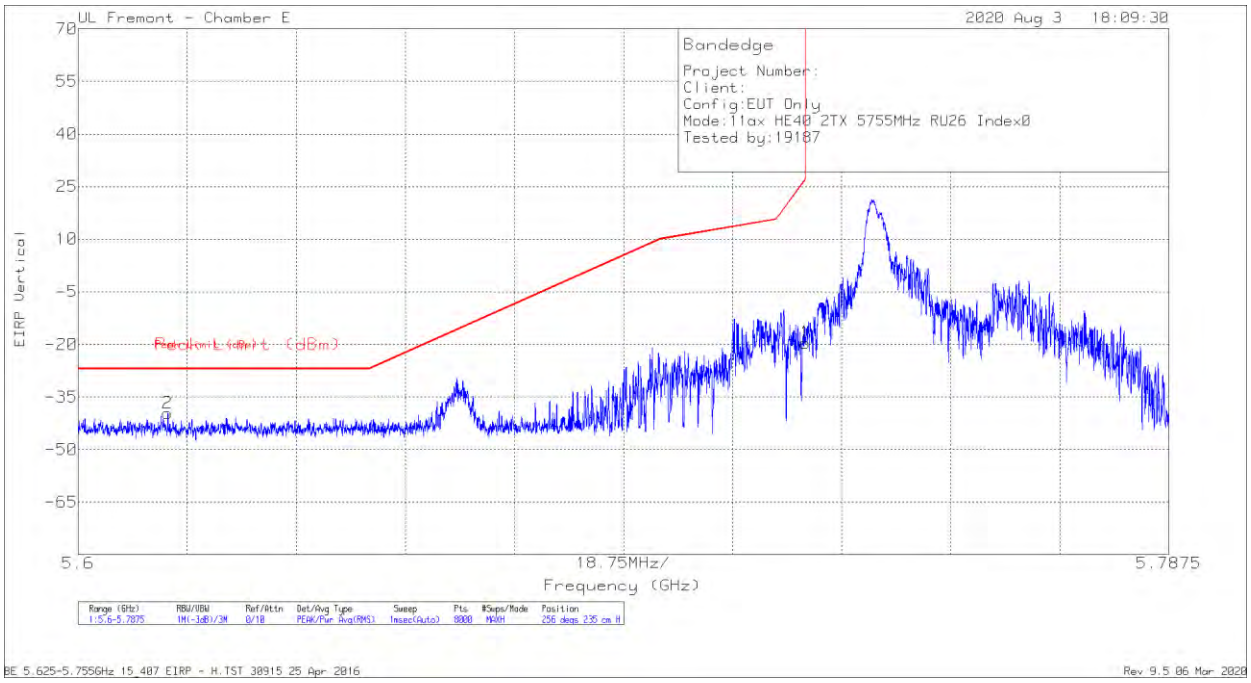

Marker	Frequency (GHz)	Meter Reading (dBm)	Det	AF T712 (dB/m)	Amp/Cbl/Fltr/Pad (dB)	Conversion Factor (dB)	Corrected Reading EIRP	Peak Limit (dBm)	PK Margin (dB)	Azimuth (Degs)	Height (cm)	Polarity
2	5.6154	-64.44	Pk	34.7	-21.7	11.8	-39.64	-27	-12.64	256	235	H
1	5.72498	-44.84	Pk	34.7	-21.2	11.8	-19.54	26.96	-46.5	256	235	H

Pk - Peak detector

UL VERIFICATION SERVICES INC.
47173 Benicia Street, Fremont, CA 94538; USA TEL:(510) 319-4000 FAX:(510) 661-0888

This report shall not be reproduced except in full, without the written approval of UL Verification Services Inc.

VERTICAL RESULT

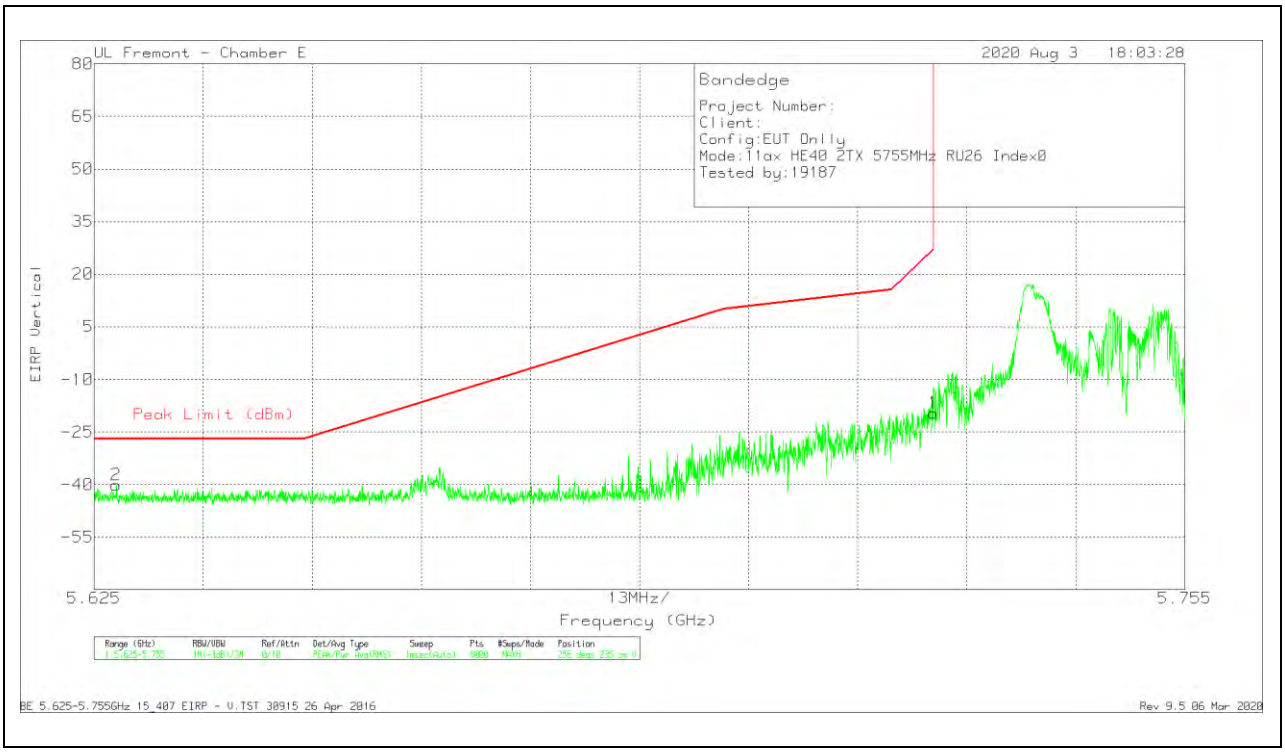

Marker	Frequency (GHz)	Meter Reading (dBm)	Det	AF T712 (dB/m)	Amp/Cbl/Fltr/Pad (dB)	Conversion Factor (dB)	Corrected Reading EIRP	Peak Limit (dBm)	PK Margin (dB)	Azimuth (Degs)	Height (cm)	Polarity
2	5.62765	-65.05	Pk	34.8	-21.7	11.8	-40.15	-27	-13.15	256	235	V
1	5.725	-44.85	Pk	34.7	-21.2	11.8	-19.55	27	-46.55	256	235	V

Pk - Peak detector

UL VERIFICATION SERVICES INC.
47173 Benicia Street, Fremont, CA 94538; USA TEL:(510) 319-4000 FAX:(510) 661-0888

This report shall not be reproduced except in full, without the written approval of UL Verification Services Inc.

2TX ANTENNA 6 + ANTENNA 5 OFDMA MODE – 26 Tones, RU Index 17

BANDEDGE (HIGH CHANNEL)

HORIZONTAL RESULT

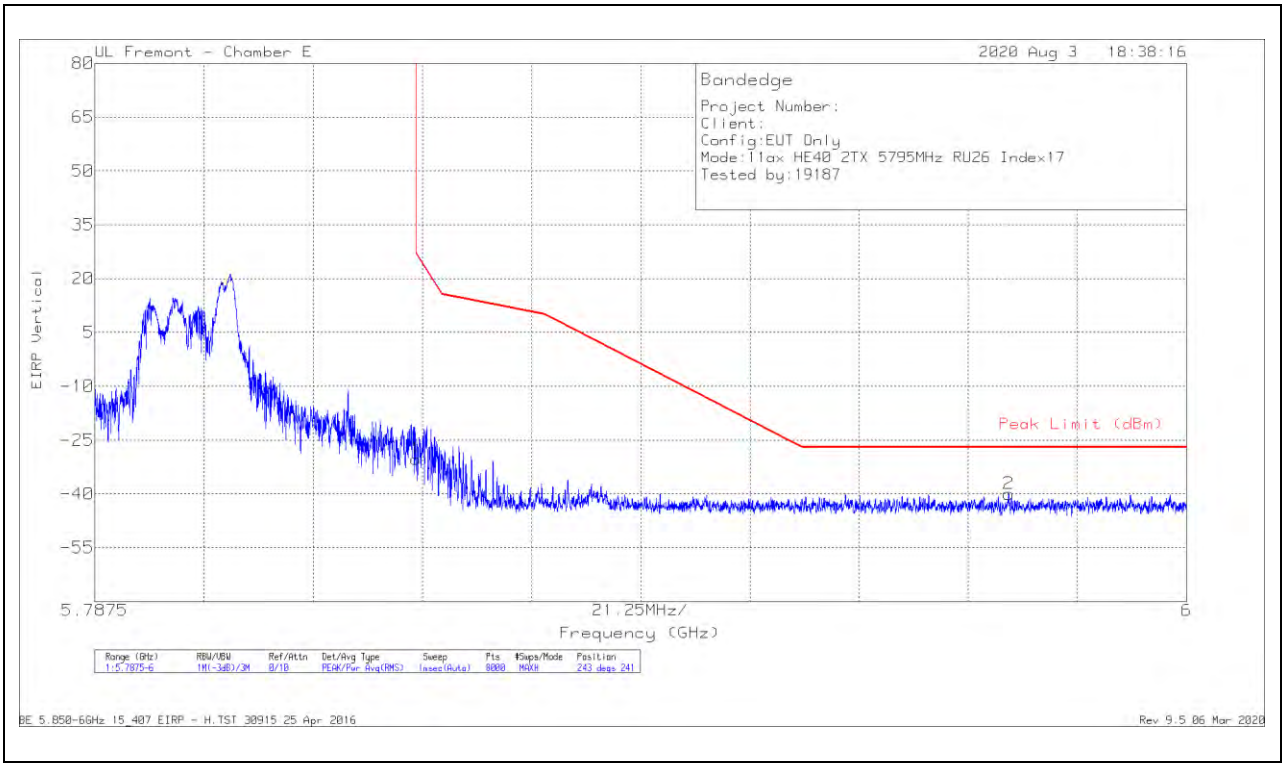

Marker	Frequency (GHz)	Meter Reading (dBm)	Det	AF T712 (dB/m)	Amp/Cbl/Fltr/Pad (dB)	Conversion Factor (dB)	Corrected Reading EIRP	Peak Limit (dBm)	PK Margin (dB)	Azimuth (Degs)	Height (cm)	Polarity
1	5.85001	-56.32	Pk	34.9	-20.7	11.8	-30.32	26.98	-57.3	243	241	H
2	5.96536	-66.08	Pk	35.2	-20.9	11.8	-39.98	-27	-12.98	243	241	H

Pk - Peak detector

UL VERIFICATION SERVICES INC.
47173 Benicia Street, Fremont, CA 94538; USA TEL:(510) 319-4000 FAX:(510) 661-0888

This report shall not be reproduced except in full, without the written approval of UL Verification Services Inc.

VERTICAL RESULT

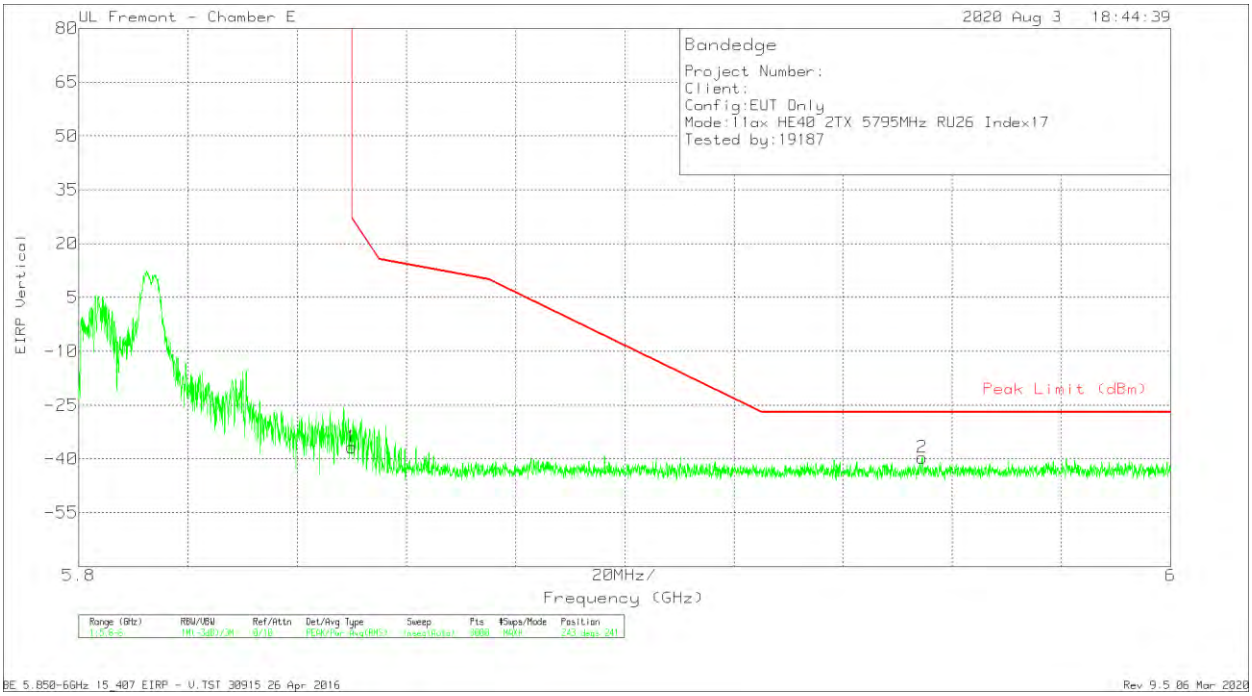

Marker	Frequency (GHz)	Meter Reading (dBm)	Det	AF T712 (dB/m)	Amp/Cbl/Fltr/Pad (dB)	Conversion Factor (dB)	Corrected Reading EIRP	Peak Limit (dBm)	PK Margin (dB)	Azimuth (Degs)	Height (cm)	Polarity
1	5.85001	-62.71	Pk	34.9	-20.7	11.8	-36.71	26.99	-63.7	243	241	V
2	5.95444	-65.64	Pk	35.1	-20.9	11.8	-39.64	-27	-12.64	243	241	V

Pk - Peak detector

UL VERIFICATION SERVICES INC.
47173 Benicia Street, Fremont, CA 94538; USA TEL:(510) 319-4000 FAX:(510) 661-0888

This report shall not be reproduced except in full, without the written approval of UL Verification Services Inc.

2TX ANTENNA 6 + ANTENNA 5 OFDMA MODE – 26 Tones, RU Index 8

HARMONICS AND SPURIOUS EMISSIONS

LOW CHANNEL RESULTS

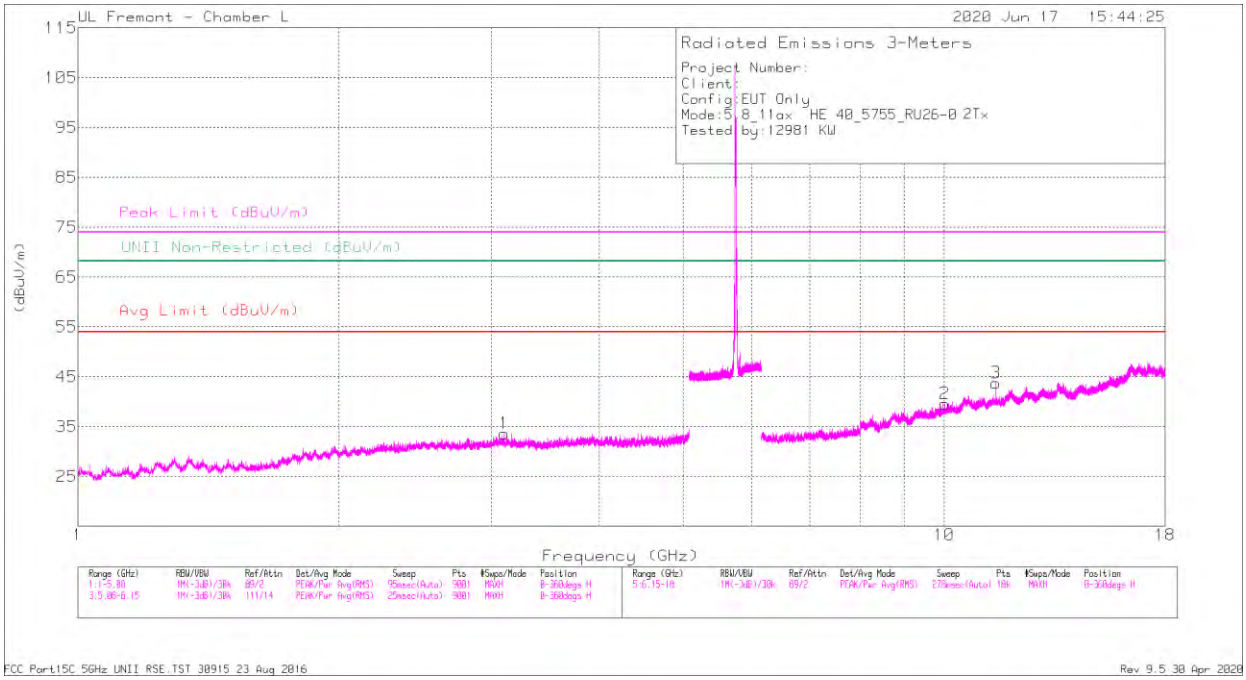

HORIZONTAL

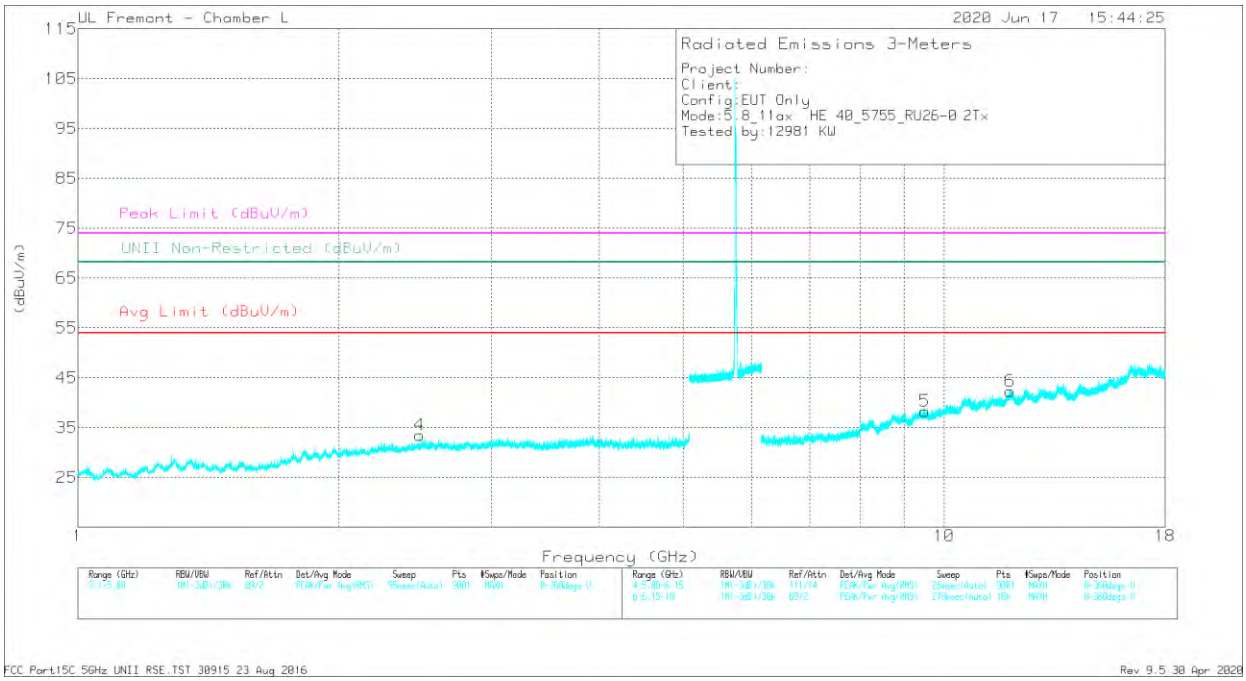

VERTICAL

UL VERIFICATION SERVICES INC.
47173 Benicia Street, Fremont, CA 94538; USA TEL:(510) 319-4000 FAX:(510) 661-0888

This report shall not be reproduced except in full, without the written approval of UL Verification Services Inc.

UL VERIFICATION SERVICES INC.
47173 Benicia Street, Fremont, CA 94538; USA TEL:(510) 319-4000 FAX:(510) 661-0888

This report shall not be reproduced except in full, without the written approval of UL Verification Services Inc.

RADIATED EMISSIONS

Marker	Frequency (GHz)	Meter Reading (dBuV)	Det	AF 344 (dB/m)	Amp/Cbl/Fltr/Pad (dB)	Corrected Reading (dBuV/m)	Avg Limit (dBuV/m)	Margin (dB)	Peak Limit (dBuV/m)	PK Margin (dB)	UNII Non-Restricted (dBuV/m)	PK Margin (dB)	Azimuth (Degs)	Height (cm)	Polarity
1	3.10506	36.59	PK-U	33	-29.5	40.09	-	-	-	-	68.2	-28.11	75	118	H
4	2.48109	38.39	PK-U	32.4	-30.9	39.89	-	-	-	-	68.2	-28.31	192	180	V
2	10.02132	29.26	PK-U	37.1	-20	46.36	-	-	-	-	68.2	-21.84	279	138	H
3	* 11.47496	35.56	PK-U	38.1	-20	53.66	-	-	74	-20.34	-	-	242	182	H
	* 11.47441	25.39	ADR	38.1	-20	43.49	54	-10.51	-	-	-	-	242	182	H
5	9.50833	30.13	PK-U	36.6	-20.4	46.33	-	-	-	-	68.2	-21.87	206	235	V
6	* 11.92987	31.29	PK-U	38.6	-19.5	50.39	-	-	74	-23.61	-	-	137	194	V
	* 11.92819	20.63	ADR	38.6	-19.6	39.63	54	-14.37	-	-	-	-	137	194	V

* - indicates frequency in CFR47 Pt 15 / IC RSS-Restricted Band
PK-U - U-NII: Maximum Peak
ADR - U-NII AD primary method, RMS average

UL VERIFICATION SERVICES INC.
47173 Benicia Street, Fremont, CA 94538; USA TEL:(510) 319-4000 FAX:(510) 661-0888
This report shall not be reproduced except in full, without the written approval of UL Verification Services Inc.

HIGH CHANNEL RESULTS

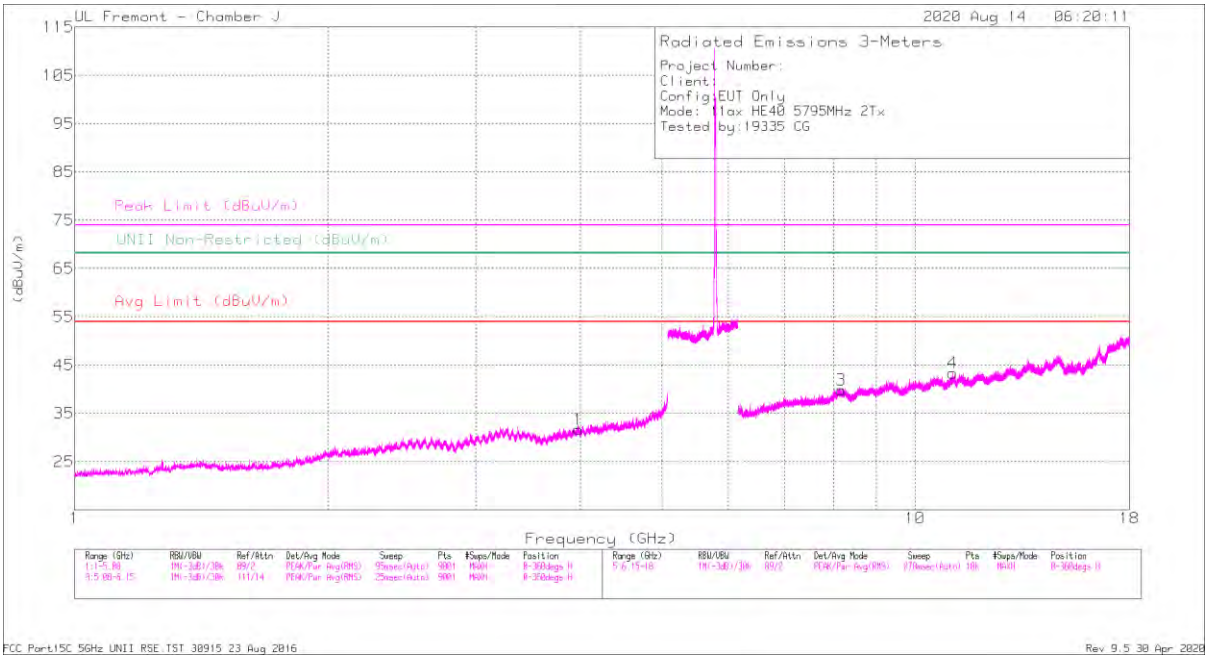

HORIZONTAL

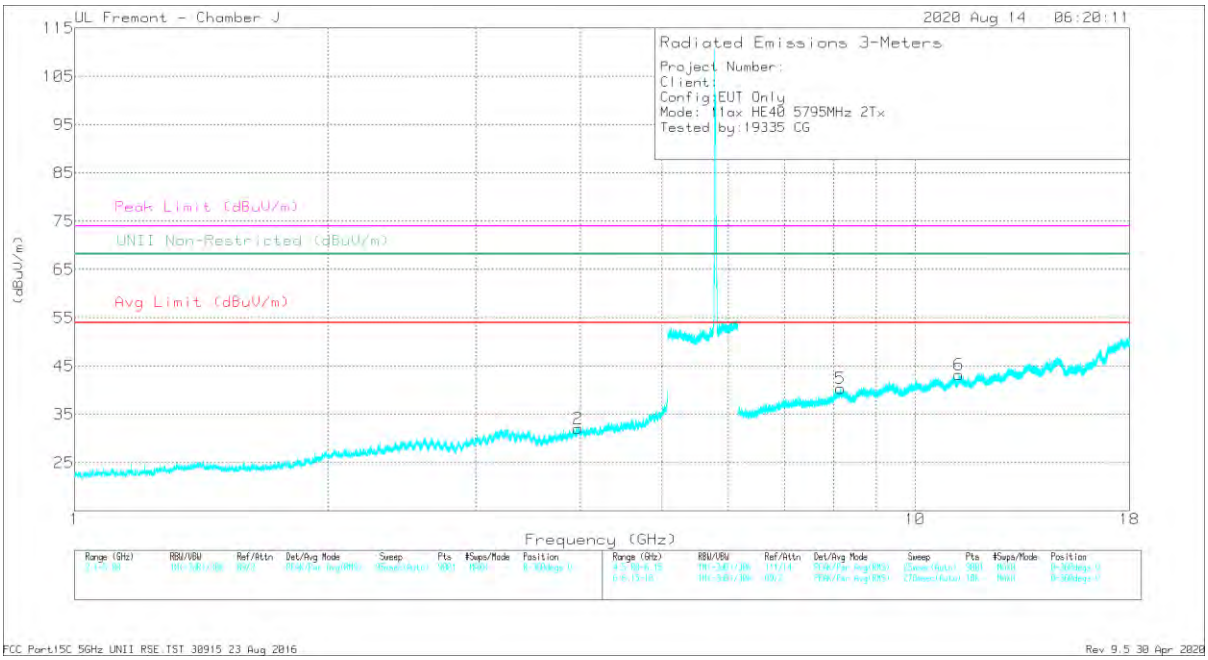

VERTICAL

UL VERIFICATION SERVICES INC.
47173 Benicia Street, Fremont, CA 94538; USA TEL:(510) 319-4000 FAX:(510) 661-0888

This report shall not be reproduced except in full, without the written approval of UL Verification Services Inc.

RADIATED EMISSIONS

Marker	Frequency (GHz)	Meter Reading (dBuV)	Det	AF T963 (dB/m)	Amp/Cbl/Fltr/Pad (dB)	Corrected Reading (dBuV/m)	Avg Limit (dBuV/m)	Margin (dB)	Peak Limit (dBuV/m)	PK Margin (dB)	UNII Non-Restricted (dBuV/m)	PK Margin (dB)	Azimuth (Degs)	Height (cm)	Polarity
1	* 3.9735	41.06	PK-U	31.6	-32.3	40.36	-	-	74	-33.64	-	-	204	260	H
	* 3.97656	30.56	ADR	31.6	-32.3	29.86	54	-24.14	-	-	-	-	204	260	H
3	* 8.16204	37.09	PK-U	37.5	-26.7	47.89	-	-	74	-26.11	-	-	165	164	H
	* 8.16175	26.57	ADR	37.5	-26.7	37.37	54	-16.63	-	-	-	-	165	164	H
4	* 11.09863	34.34	PK-U	39.6	-23.7	50.24	-	-	74	-23.76	-	-	0	308	H
	* 11.09965	24.19	ADR	39.6	-23.7	40.09	54	-13.91	-	-	-	-	0	308	H
2	* 3.97215	40.93	PK-U	31.6	-32.3	40.23	-	-	74	-33.77	-	-	194	135	V
	* 3.97096	30.63	ADR	31.6	-32.3	29.93	54	-24.07	-	-	-	-	194	135	V
5	* 8.15079	36.61	PK-U	37.6	-26.8	47.41	-	-	74	-26.59	-	-	177	128	V
	* 8.15302	27.08	ADR	37.6	-26.8	37.88	54	-16.12	-	-	-	-	177	128	V
6	* 11.28546	34.78	PK-U	39.7	-23.4	51.08	-	-	74	-22.92	-	-	153	140	V
	* 11.28606	23.55	ADR	39.7	-23.4	39.85	54	-14.15	-	-	-	-	153	140	V

* - indicates frequency in CFR47 Pt 15 / IC RSS-Restricted Band
PK-U - U-NII: Maximum Peak
ADR - U-NII AD primary method, RMS average

UL VERIFICATION SERVICES INC.
47173 Benicia Street, Fremont, CA 94538; USA TEL:(510) 319-4000 FAX:(510) 661-0888

This report shall not be reproduced except in full, without the written approval of UL Verification Services Inc.

6.1.24. TX ABOVE 1 GHz 802.11ax HE80 MODE IN THE 5.8 GHz BAND

1TX ANTENNA 6 – 996 Tones, RU Index 67

BANDEDGE (CHANNEL 155 LOW EDGE)

HORIZONTAL RESULT

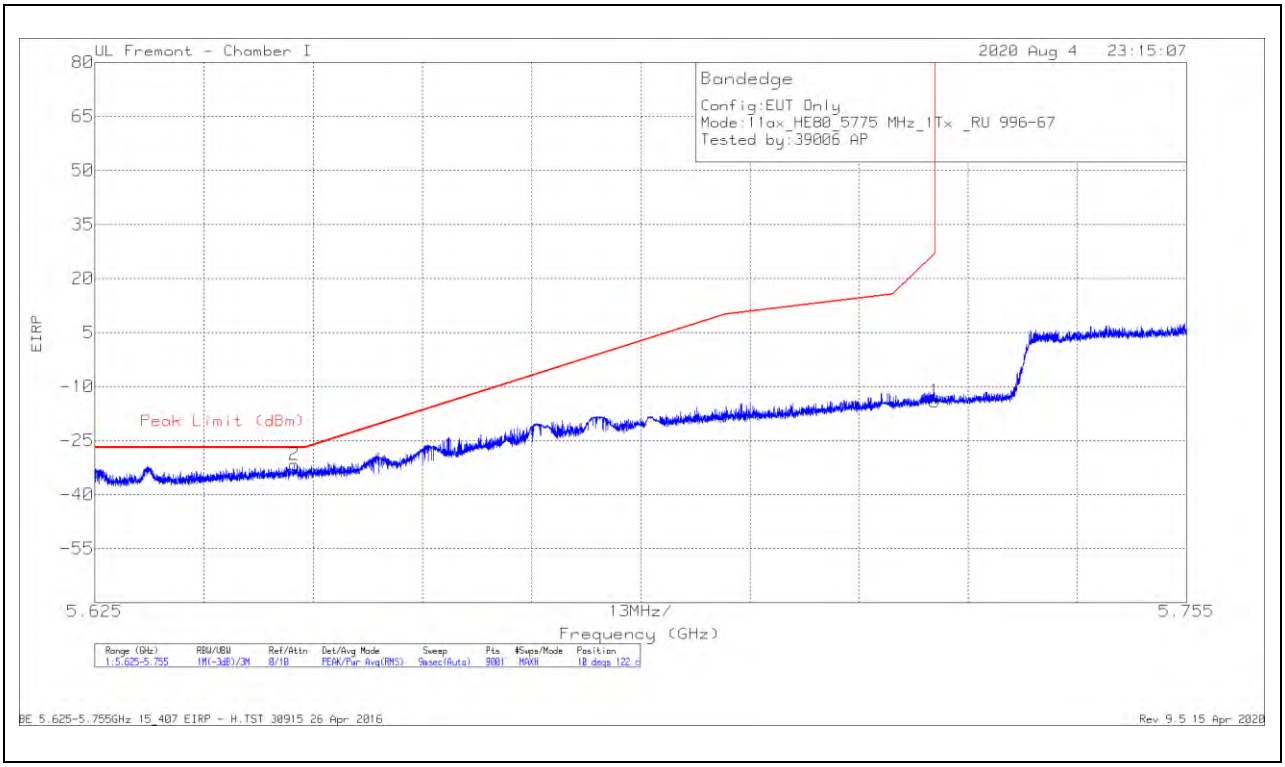

Marker	Frequency (GHz)	Meter Reading (dBm)	Det	AF T862 (dB/m)	Amp/Cbl/Fltr/Pad (dB)	Conversion Factor (dB)	Corrected Reading EIRP	Peak Limit (dBm)	PK Margin (dB)	Azimuth (Degs)	Height (cm)	Polarity
1	5.725	-46.25	Pk	34.9	-14.6	11.8	-14.15	26.99	-41.14	10	122	H
2	5.64875	-63.85	Pk	35.1	-14.7	11.8	-31.65	-27	-4.65	10	122	H

Pk - Peak detector

UL VERIFICATION SERVICES INC.
47173 Benicia Street, Fremont, CA 94538; USA TEL:(510) 319-4000 FAX:(510) 661-0888
This report shall not be reproduced except in full, without the written approval of UL Verification Services Inc.

VERTICAL RESULT

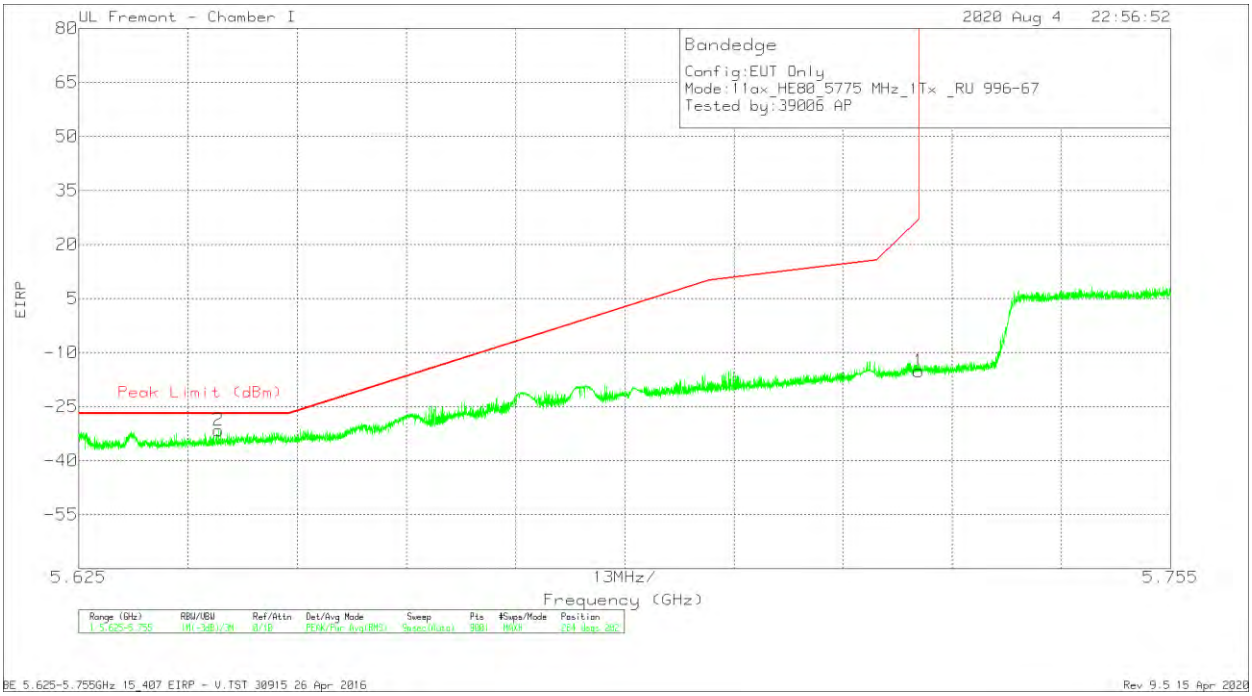

Marker	Frequency (GHz)	Meter Reading (dBm)	Det	AF T862 (dB/m)	Amp/Cbl/Fltr/Pad (dB)	Conversion Factor (dB)	Corrected Reading EIRP	Peak Limit (dBm)	PK Margin (dB)	Azimuth (Degs)	Height (cm)	Polarity
1	5.725	-47.27	Pk	34.9	-14.6	11.8	-15.17	26.99	-42.16	264	282	V
2	5.64165	-63.81	Pk	35.1	-14.7	11.8	-31.61	-27	-4.61	264	282	V

Pk - Peak detector

UL VERIFICATION SERVICES INC.
47173 Benicia Street, Fremont, CA 94538; USA TEL:(510) 319-4000 FAX:(510) 661-0888

This report shall not be reproduced except in full, without the written approval of UL Verification Services Inc.

BANDEDGE (CHANNEL 155 HIGH EDGE)

HORIZONTAL RESULT

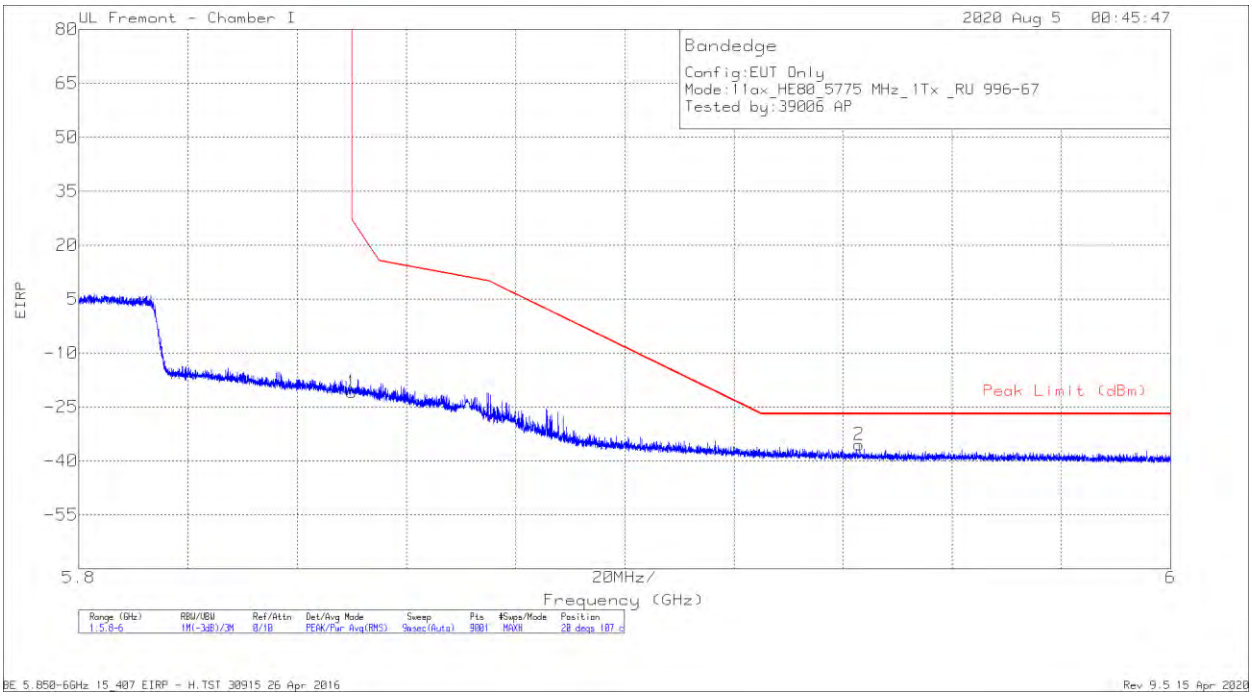

Marker	Frequency (GHz)	Meter Reading (dBm)	Det	AF T862 (dB/m)	Amp/Cbl/Fltr/Pad (dB)	Conversion Factor (dB)	Corrected Reading EIRP	Peak Limit (dBm)	PK Margin (dB)	Azimuth (Degs)	Height (cm)	Polarity
1	5.85002	-54.15	Pk	35.1	-13.6	11.8	-20.85	26.95	-47.8	20	107	H
2	5.94293	-68.98	Pk	35.1	-13.4	11.8	-35.48	-27	-8.48	20	107	H

Pk - Peak detector

UL VERIFICATION SERVICES INC.
47173 Benicia Street, Fremont, CA 94538; USA TEL:(510) 319-4000 FAX:(510) 661-0888

This report shall not be reproduced except in full, without the written approval of UL Verification Services Inc.

VERTICAL RESULT

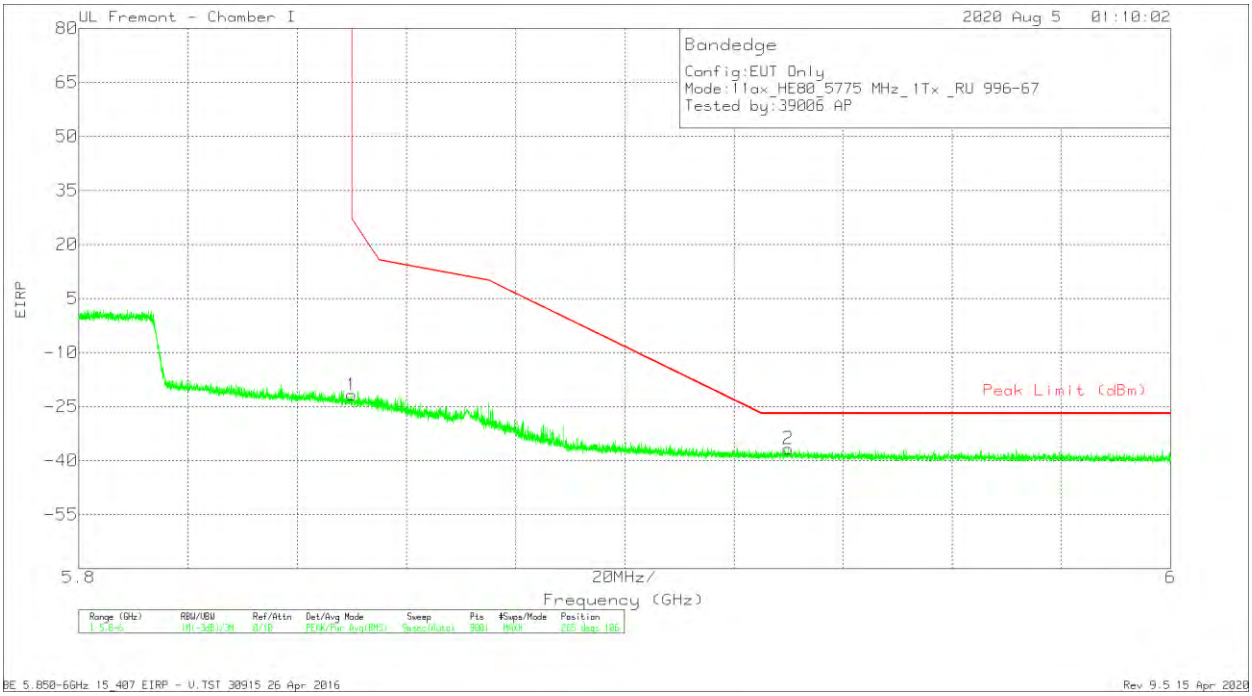

Marker	Frequency (GHz)	Meter Reading (dBm)	Det	AF T862 (dB/m)	Amp/Cbl/Fltr/Pad (dB)	Conversion Factor (dB)	Corrected Reading EIRP	Peak Limit (dBm)	PK Margin (dB)	Azimuth (Degs)	Height (cm)	Polarity
1	5.85002	-55.11	Pk	35.1	-13.6	11.8	-21.81	26.95	-48.76	285	106	V
2	5.92991	-70.26	Pk	35.1	-13.4	11.8	-36.76	-27	-9.76	285	106	V

Pk - Peak detector

UL VERIFICATION SERVICES INC.
47173 Benicia Street, Fremont, CA 94538; USA TEL:(510) 319-4000 FAX:(510) 661-0888

This report shall not be reproduced except in full, without the written approval of UL Verification Services Inc.

1TX ANTENNA 6 – 26 Tones, RU Index 0

BANDEDGE (CHANNEL 155 LOW EDGE)

HORIZONTAL RESULT

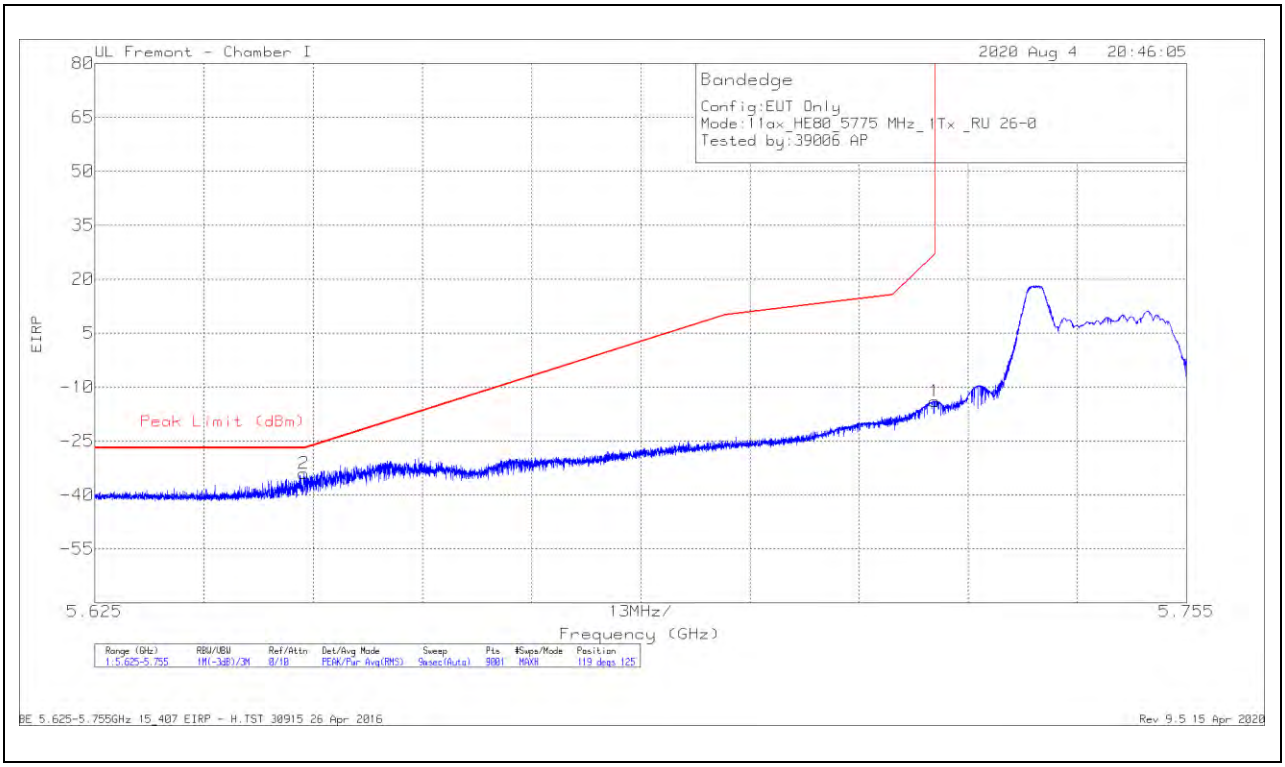

Marker	Frequency (GHz)	Meter Reading (dBm)	Det	AF T862 (dB/m)	Amp/Cbl/Fltr/Pad (dB)	Conversion Factor (dB)	Corrected Reading EIRP	Peak Limit (dBm)	PK Margin (dB)	Azimuth (Degs)	Height (cm)	Polarity
1	5.725	-46.12	Pk	34.9	-14.6	11.8	-14.02	26.99	-41.01	119	125	H
2	5.64989	-66.16	Pk	35	-14.7	11.8	-34.06	-27	-7.06	119	125	H

Pk - Peak detector

UL VERIFICATION SERVICES INC.
47173 Benicia Street, Fremont, CA 94538; USA TEL:(510) 319-4000 FAX:(510) 661-0888

This report shall not be reproduced except in full, without the written approval of UL Verification Services Inc.

VERTICAL RESULT

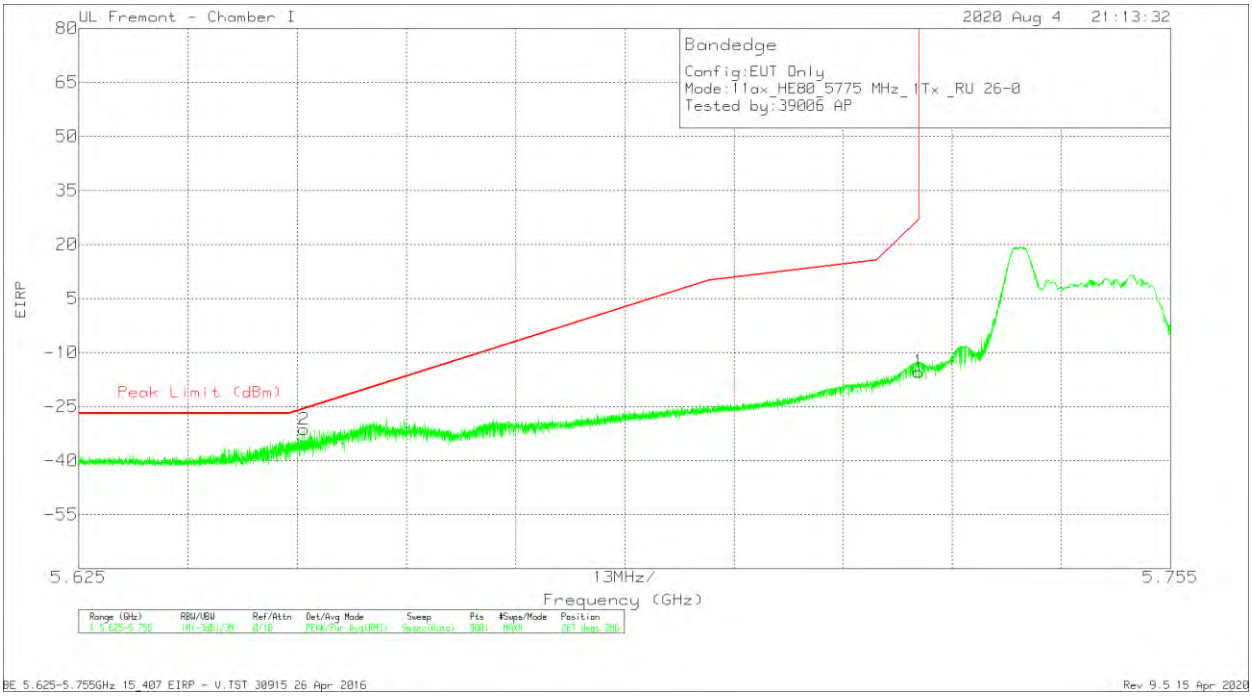

Marker	Frequency (GHz)	Meter Reading (dBm)	Det	AF T862 (dB/m)	Amp/Cbl/Fltr/Pad (dB)	Conversion Factor (dB)	Corrected Reading EIRP	Peak Limit (dBm)	PK Margin (dB)	Azimuth (Degs)	Height (cm)	Polarity
1	5.725	-47.48	Pk	34.9	-14.6	11.8	-15.38	26.99	-42.37	267	286	V
2	5.65182	-63.45	Pk	35	-14.7	11.8	-31.35	-25.65	-5.7	267	286	V

Pk - Peak detector

UL VERIFICATION SERVICES INC.
47173 Benicia Street, Fremont, CA 94538; USA TEL:(510) 319-4000 FAX:(510) 661-0888

This report shall not be reproduced except in full, without the written approval of UL Verification Services Inc.

1TX ANTENNA 6 – 26 Tones, RU Index 36

BANDEDGE (CHANNEL 155 HIGH EDGE)

HORIZONTAL RESULT

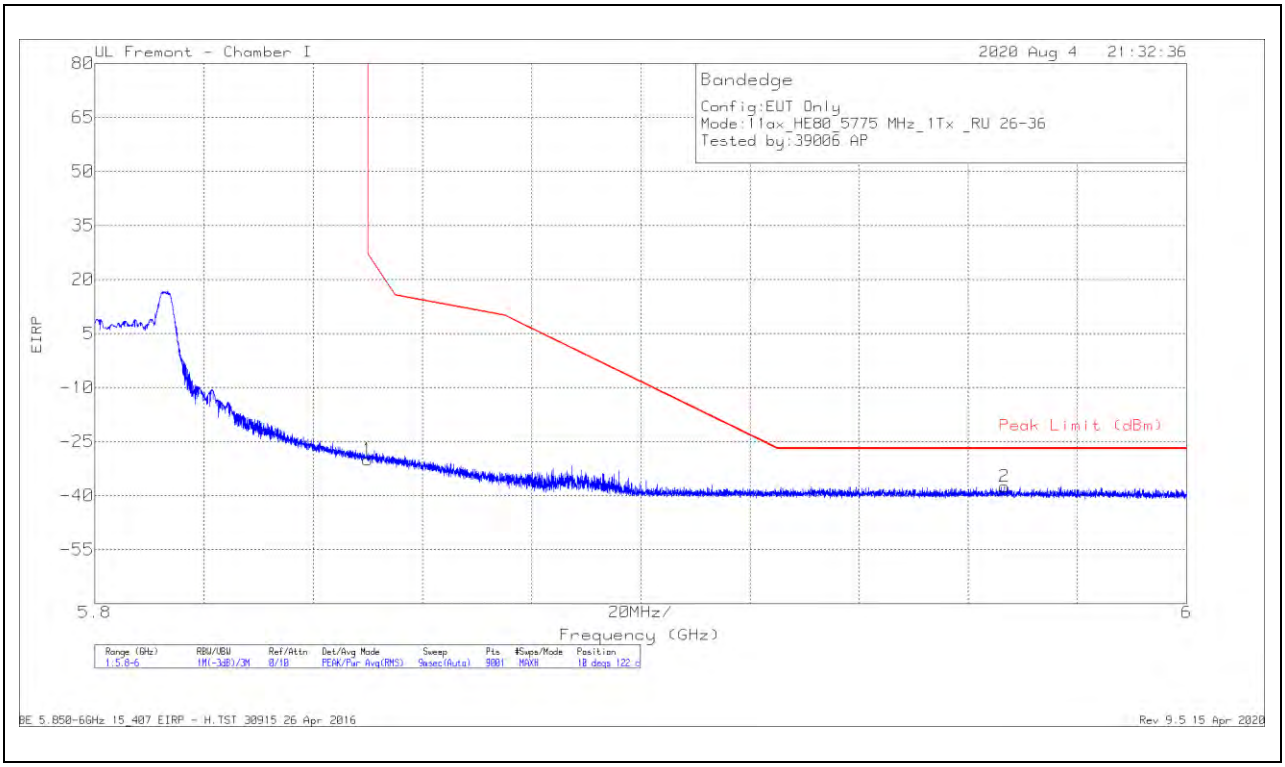

Marker	Frequency (GHz)	Meter Reading (dBm)	Det	AF T862 (dB/m)	Amp/Cbl/Fltr/Pad (dB)	Conversion Factor (dB)	Corrected Reading EIRP	Peak Limit (dBm)	PK Margin (dB)	Azimuth (Degs)	Height (cm)	Polarity
1	5.85002	-63.32	Pk	35.1	-13.6	11.8	-30.02	26.95	-56.97	10	122	H
2	5.96667	-71.01	Pk	35.2	-13.5	11.8	-37.51	-27	-10.51	10	122	H

Pk - Peak detector

UL VERIFICATION SERVICES INC.
47173 Benicia Street, Fremont, CA 94538; USA TEL:(510) 319-4000 FAX:(510) 661-0888

This report shall not be reproduced except in full, without the written approval of UL Verification Services Inc.

VERTICAL RESULT

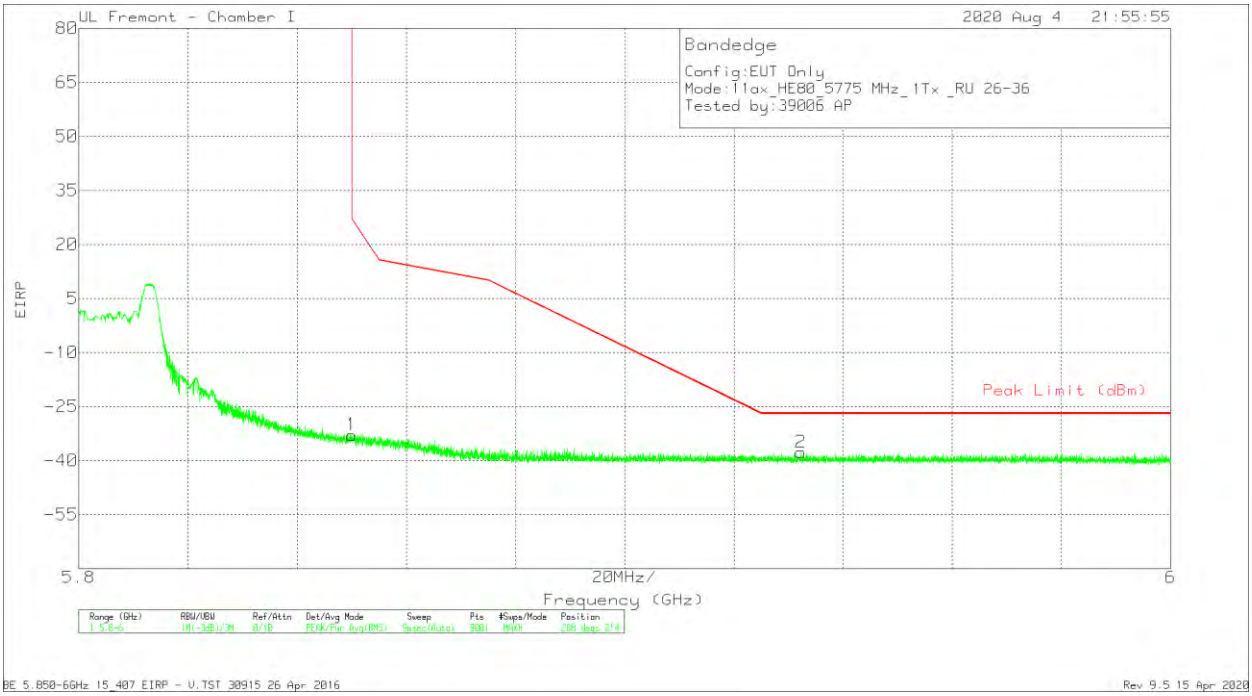

Marker	Frequency (GHz)	Meter Reading (dBm)	Det	AF T862 (dB/m)	Amp/Cbl/Fltr/Pad (dB)	Conversion Factor (dB)	Corrected Reading EIRP	Peak Limit (dBm)	PK Margin (dB)	Azimuth (Degs)	Height (cm)	Polarity
1	5.85002	-66.21	Pk	35.1	-13.6	11.8	-32.91	26.95	-59.86	288	214	V
2	5.93227	-71.2	Pk	35.1	-13.4	11.8	-37.7	-27	-10.7	288	214	V

Pk - Peak detector

UL VERIFICATION SERVICES INC.
47173 Benicia Street, Fremont, CA 94538; USA TEL:(510) 319-4000 FAX:(510) 661-0888

This report shall not be reproduced except in full, without the written approval of UL Verification Services Inc.

1TX ANTENNA 5 – 996 Tones, RU Index 67

BANDEDGE (CHANNEL 155 LOW EDGE)

HORIZONTAL RESULT

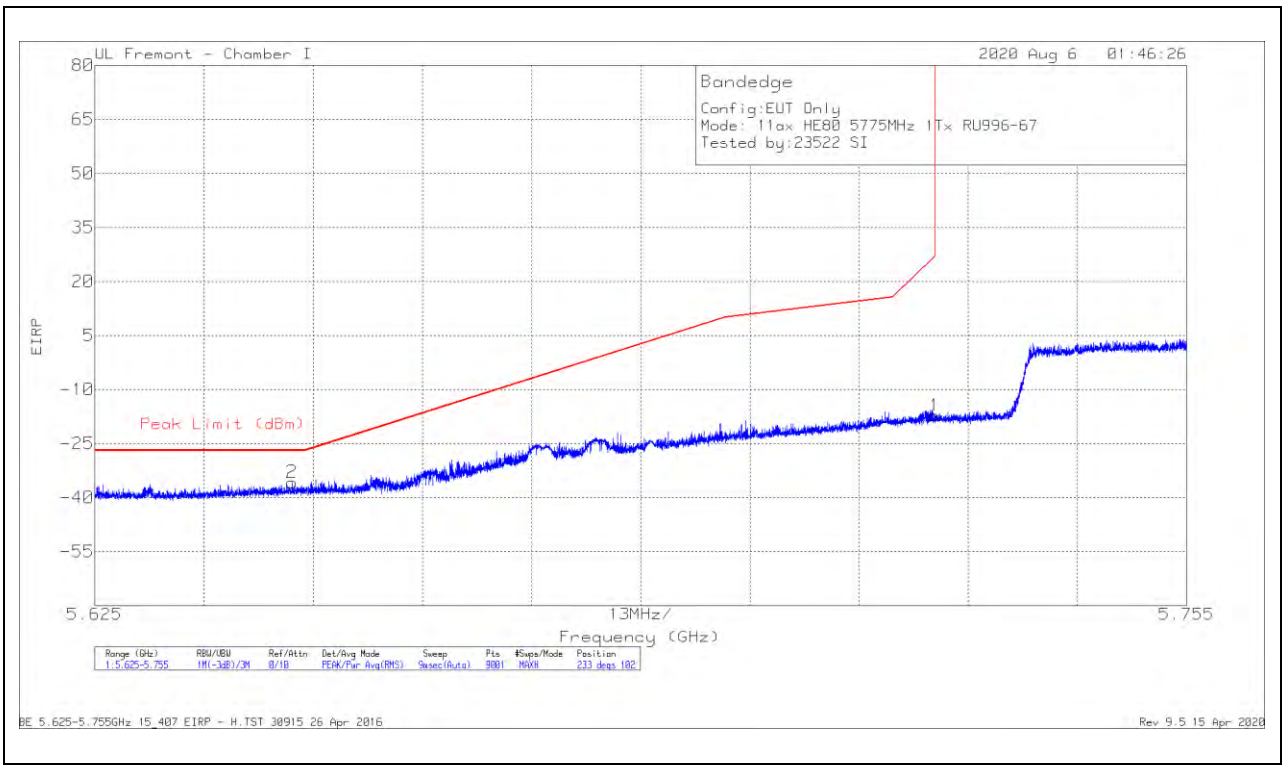

Marker	Frequency (GHz)	Meter Reading (dBm)	Det	AF T862 (dB/m)	Amp/Cbl/Fltr/Pad (dB)	Conversion Factor (dB)	Corrected Reading EIRP	Peak Limit (dBm)	PK Margin (dB)	Azimuth (Degs)	Height (cm)	Polarity
1	5.725	-49.4	Pk	34.9	-14.6	11.8	-17.3	26.99	-44.29	233	102	H
2	5.64849	-68.01	Pk	35.1	-14.7	11.8	-35.81	-27	-8.81	233	102	H

Pk - Peak detector

UL VERIFICATION SERVICES INC.
47173 Benicia Street, Fremont, CA 94538; USA TEL:(510) 319-4000 FAX:(510) 661-0888

This report shall not be reproduced except in full, without the written approval of UL Verification Services Inc.

VERTICAL RESULT

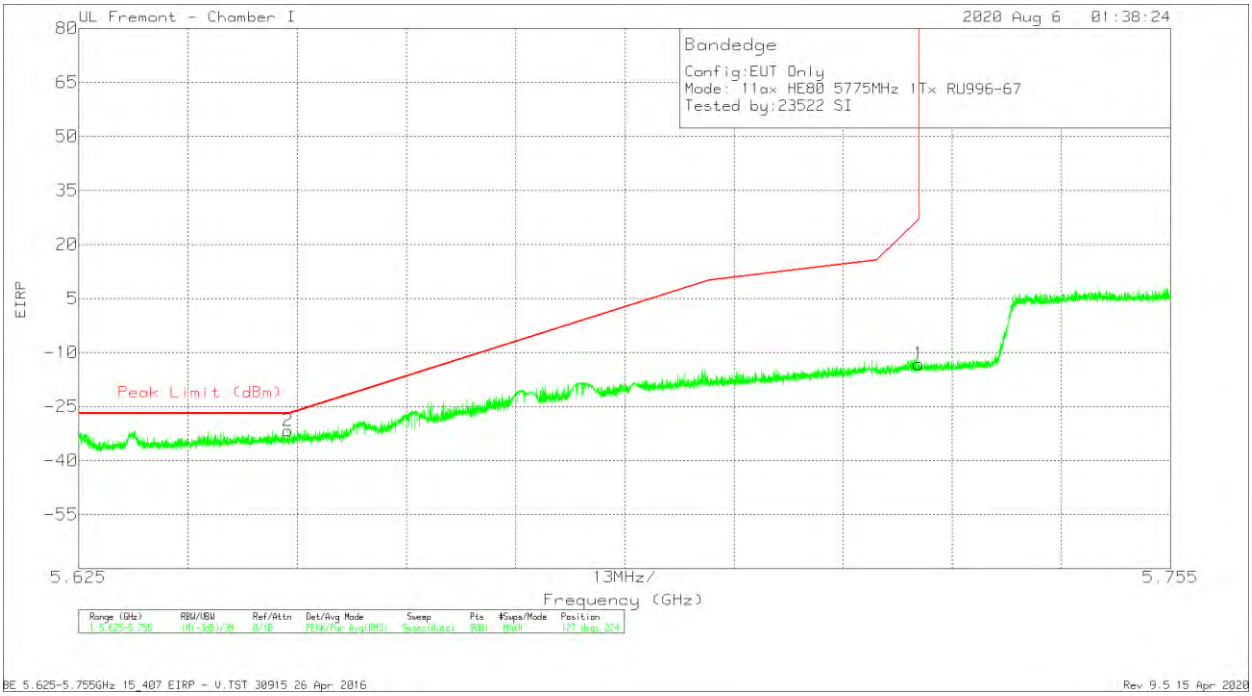

Marker	Frequency (GHz)	Meter Reading (dBm)	Det	AF T862 (dB/m)	Amp/Cbl/Fltr/Pad (dB)	Conversion Factor (dB)	Corrected Reading EIRP	Peak Limit (dBm)	PK Margin (dB)	Azimuth (Degs)	Height (cm)	Polarity
1	5.725	-45.26	Pk	34.9	-14.6	11.8	-13.16	26.99	-40.15	127	224	V
2	5.64993	-63.85	Pk	35	-14.7	11.8	-31.75	-27	-4.75	127	224	V

Pk - Peak detector

UL VERIFICATION SERVICES INC.
47173 Benicia Street, Fremont, CA 94538; USA TEL:(510) 319-4000 FAX:(510) 661-0888

This report shall not be reproduced except in full, without the written approval of UL Verification Services Inc.

BANDEDGE (CHANNEL 155 HIGH EDGE)

HORIZONTAL RESULT

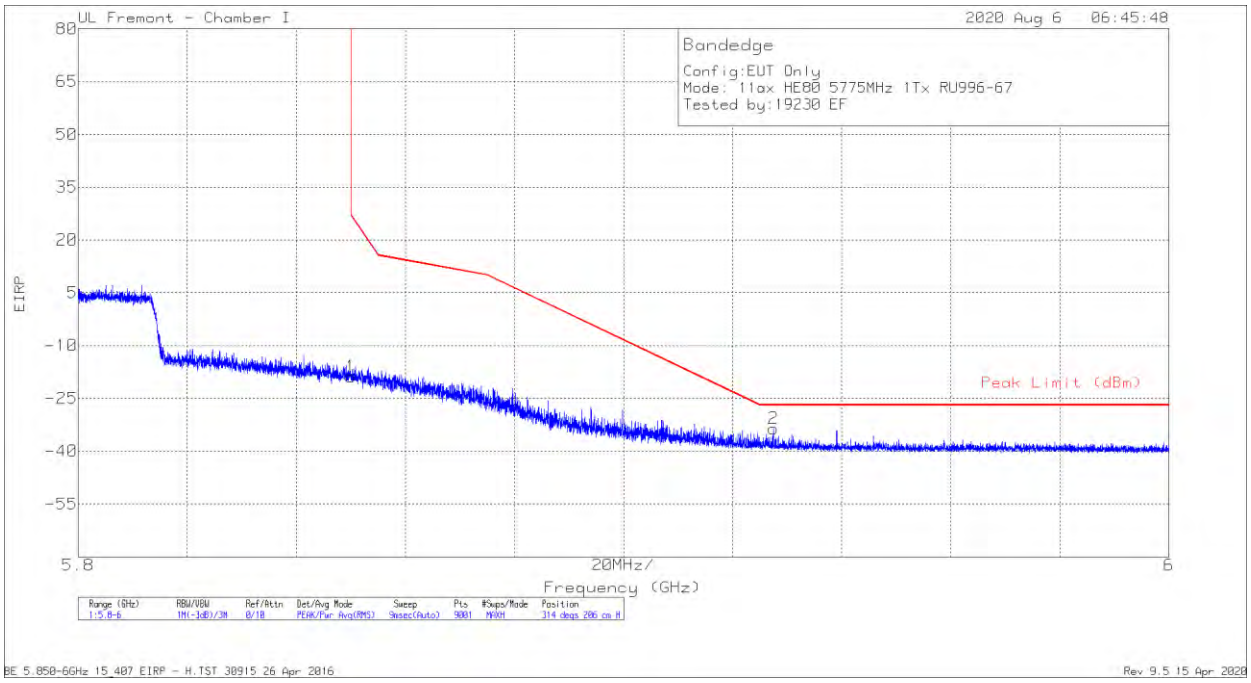

Marker	Frequency (GHz)	Meter Reading (dBm)	Det	AF T862 (dB/m)	Amp/Cbl/Fltr/Pad (dB)	Conversion Factor (dB)	DC Corr (dB)	Corrected Reading EIRP	Peak Limit (dBm)	PK Margin (dB)	Azimuth (Degs)	Height (cm)	Polarity
1	5.85002	-52.13	Pk	35.1	-13.6	11.8	0	-18.83	26.95	-45.78	314	206	H
2	5.92751	-67.12	Pk	35.1	-13.4	11.8	0	-33.62	-27	-6.62	314	206	H

Pk - Peak detector

UL VERIFICATION SERVICES INC.
47173 Benicia Street, Fremont, CA 94538; USA TEL:(510) 319-4000 FAX:(510) 661-0888

This report shall not be reproduced except in full, without the written approval of UL Verification Services Inc.

VERTICAL RESULT

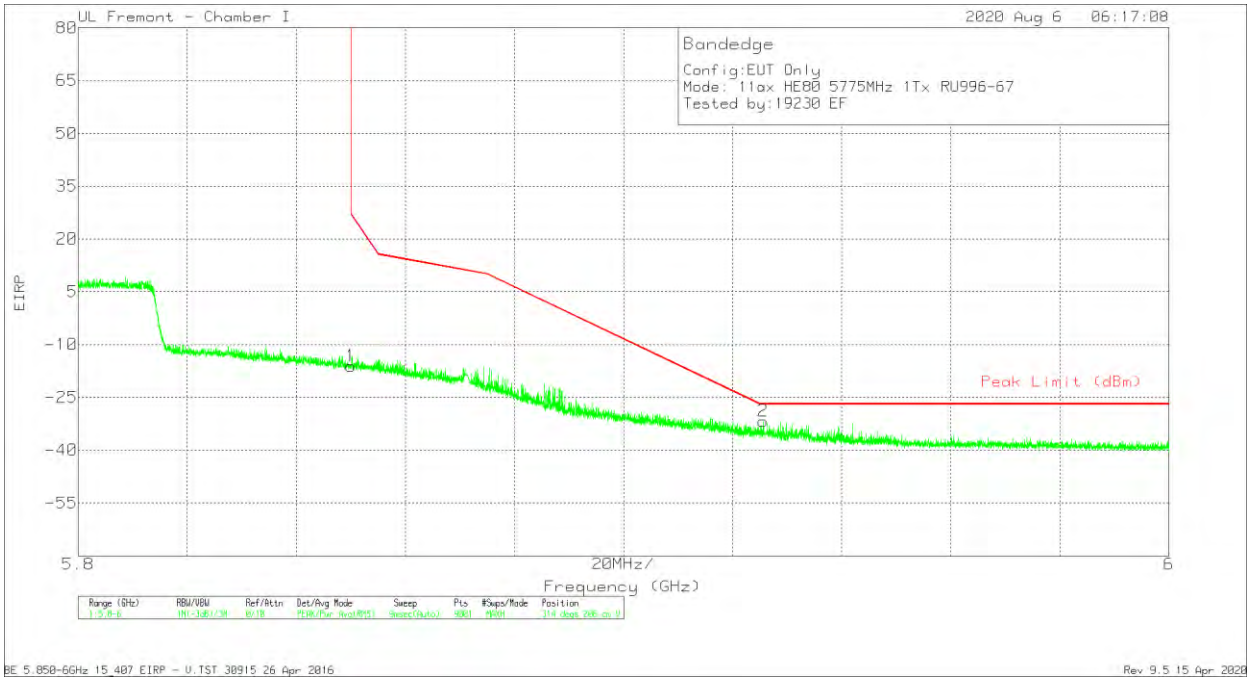

Marker	Frequency (GHz)	Meter Reading (dBm)	Det	AF T862 (dB/m)	Amp/Cbl/Fltr/Pad (dB)	Conversion Factor (dB)	DC Corr (dB)	Corrected Reading EIRP	Peak Limit (dBm)	PK Margin (dB)	Azimuth (Degs)	Height (cm)	Polarity
1	5.85002	-49.35	Pk	35.1	-13.6	11.8	0	-16.05	26.95	-43	314	206	V
2	5.9256	-65.1	Pk	35.1	-13.5	11.8	0	-31.7	-27	-4.7	314	206	V

Pk - Peak detector

UL VERIFICATION SERVICES INC.
47173 Benicia Street, Fremont, CA 94538; USA TEL:(510) 319-4000 FAX:(510) 661-0888

This report shall not be reproduced except in full, without the written approval of UL Verification Services Inc.

1TX ANTENNA 5 – 26 Tones, RU Index 0

BANDEDGE (CHANNEL 155 LOW EDGE)

HORIZONTAL RESULT

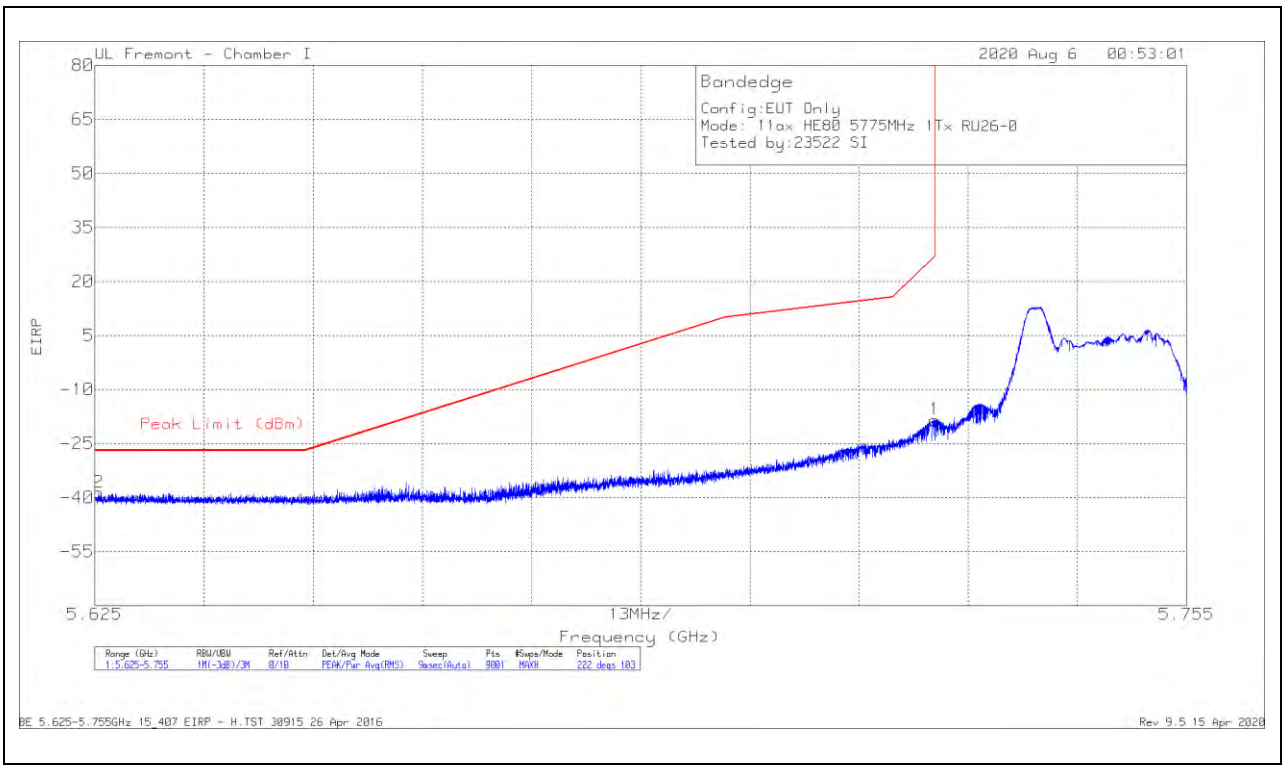

Marker	Frequency (GHz)	Meter Reading (dBm)	Det	AF T862 (dB/m)	Amp/Cbl/Fltr/Pad (dB)	Conversion Factor (dB)	Corrected Reading EIRP	Peak Limit (dBm)	PK Margin (dB)	Azimuth (Degs)	Height (cm)	Polarity
1	5.725	-50.53	Pk	34.9	-14.6	11.8	-18.43	26.99	-45.42	222	103	H
2	5.62548	-70.99	Pk	35.2	-14.6	11.8	-38.59	-27	-11.59	222	103	H

Pk - Peak detector

UL VERIFICATION SERVICES INC.
47173 Benicia Street, Fremont, CA 94538; USA TEL:(510) 319-4000 FAX:(510) 661-0888

This report shall not be reproduced except in full, without the written approval of UL Verification Services Inc.

VERTICAL RESULT

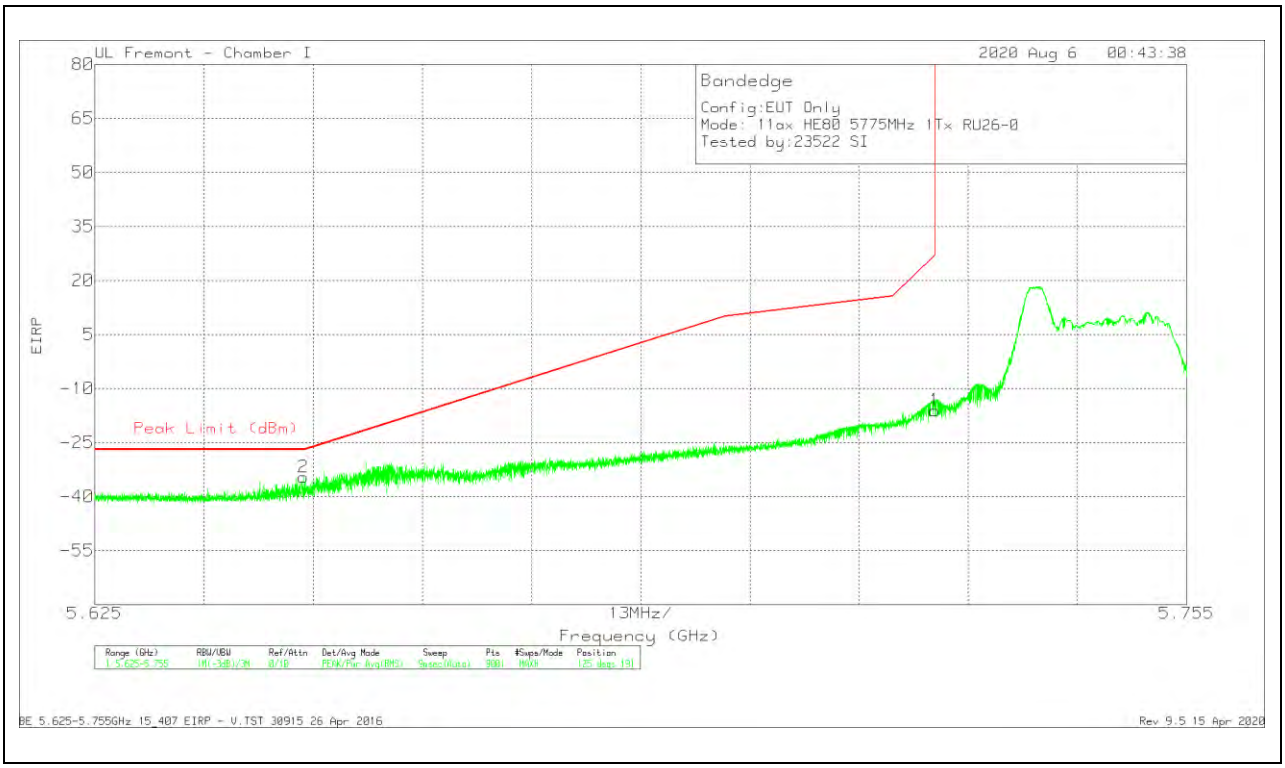

Marker	Frequency (GHz)	Meter Reading (dBm)	Det	AF T862 (dB/m)	Amp/Cbl/Fltr/Pad (dB)	Conversion Factor (dB)	Corrected Reading EIRP	Peak Limit (dBm)	PK Margin (dB)	Azimuth (Degs)	Height (cm)	Polarity
1	5.725	-48.21	Pk	34.9	-14.6	11.8	-16.11	26.99	-43.1	125	191	V
2	5.64984	-66.71	Pk	35	-14.7	11.8	-34.61	-27	-7.61	125	191	V

Pk - Peak detector

UL VERIFICATION SERVICES INC.
47173 Benicia Street, Fremont, CA 94538; USA TEL:(510) 319-4000 FAX:(510) 661-0888

This report shall not be reproduced except in full, without the written approval of UL Verification Services Inc.

1TX ANTENNA 5 – 26 Tones, RU Index 36

BANDEDGE (CHANNEL 155 HIGH EDGE)

HORIZONTAL RESULT

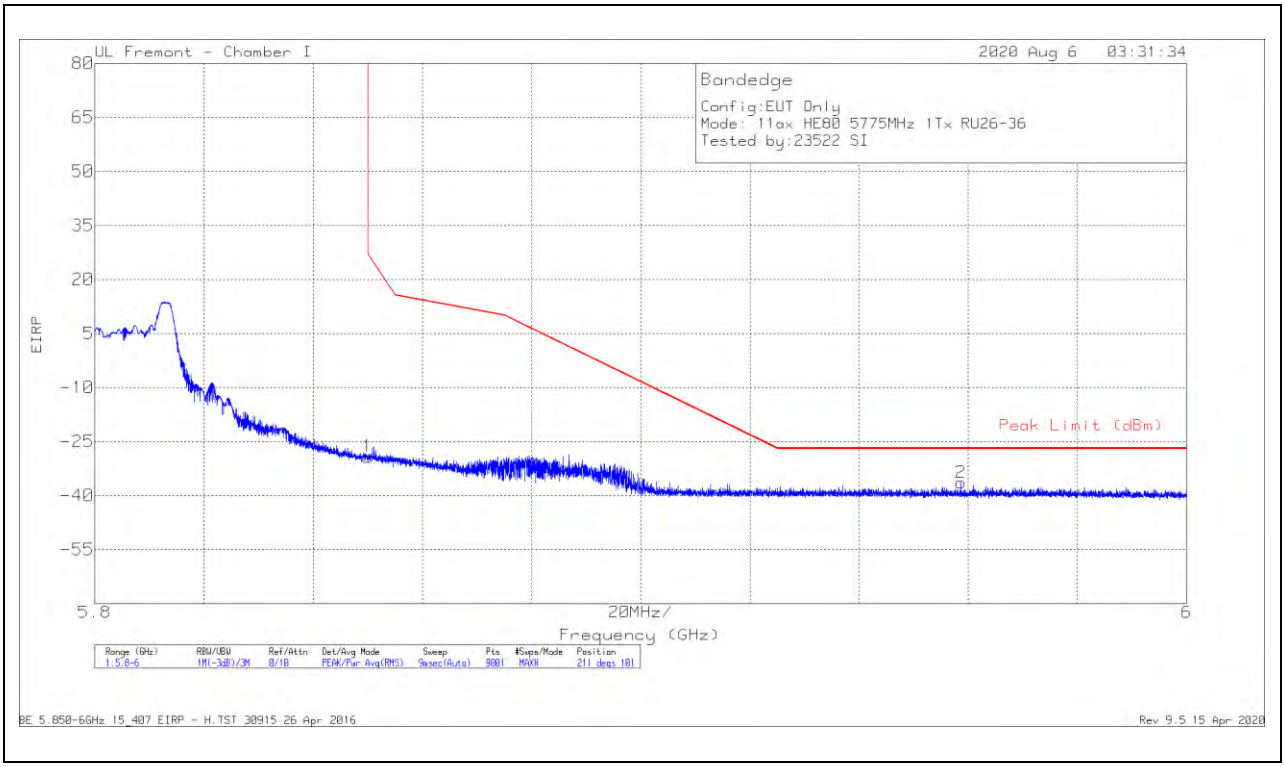

Marker	Frequency (GHz)	Meter Reading (dBm)	Det	AF T862 (dB/m)	Amp/Cbl/Fltr/Pad (dB)	Conversion Factor (dB)	Corrected Reading EIRP	Peak Limit (dBm)	PK Margin (dB)	Azimuth (Degs)	Height (cm)	Polarity
1	5.85002	-62.58	Pk	35.1	-13.6	11.8	-29.28	26.95	-56.23	211	101	H
2	5.95862	-69.94	Pk	35.2	-13.5	11.8	-36.44	-27	-9.44	211	101	H

Pk - Peak detector

UL VERIFICATION SERVICES INC.
47173 Benicia Street, Fremont, CA 94538; USA TEL:(510) 319-4000 FAX:(510) 661-0888

This report shall not be reproduced except in full, without the written approval of UL Verification Services Inc.

VERTICAL RESULT

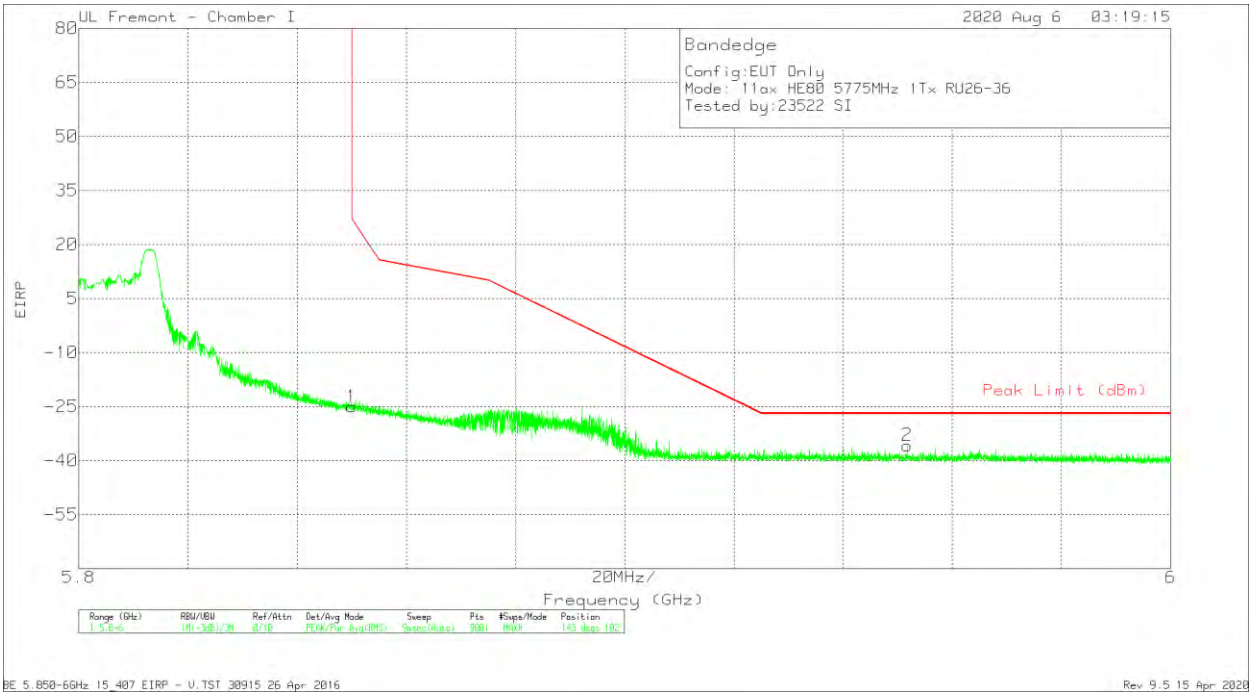

Marker	Frequency (GHz)	Meter Reading (dBm)	Det	AF T862 (dB/m)	Amp/Cbl/Fltr/Pad (dB)	Conversion Factor (dB)	Corrected Reading EIRP	Peak Limit (dBm)	PK Margin (dB)	Azimuth (Degs)	Height (cm)	Polarity
1	5.85002	-58.36	Pk	35.1	-13.6	11.8	-25.06	26.95	-52.01	143	102	V
2	5.95171	-69.33	Pk	35.2	-13.5	11.8	-35.83	-27	-8.83	143	102	V

Pk - Peak detector

UL VERIFICATION SERVICES INC.
47173 Benicia Street, Fremont, CA 94538; USA TEL:(510) 319-4000 FAX:(510) 661-0888

This report shall not be reproduced except in full, without the written approval of UL Verification Services Inc.

2TX ANTENNA 6 + ANTENNA 5 OFDMA MODE – 996 Tones, RU Index 67

BANDEDGE (CHANNEL 155 LOW EDGE)

HORIZONTAL RESULT

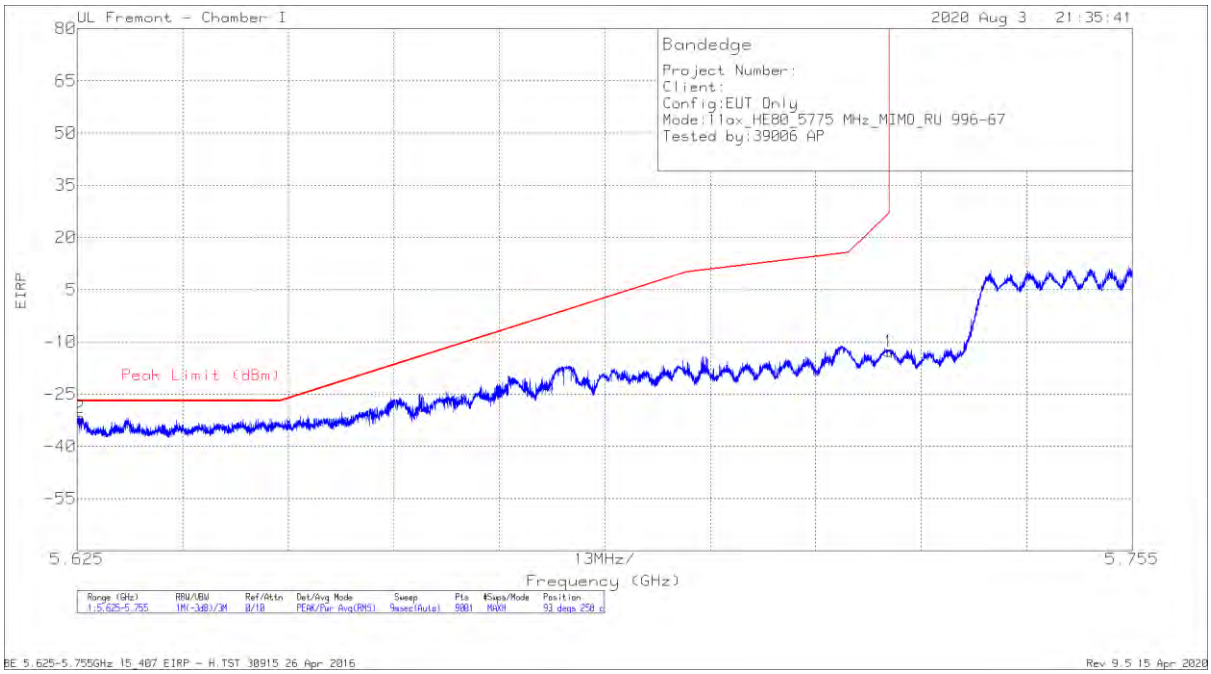

Marker	Frequency (GHz)	Meter Reading (dBm)	Det	AF T862 (dB/m)	Amp/Cbl/Fltr/Pad (dB)	Conversion Factor (dB)	Corrected Reading EIRP	Peak Limit (dBm)	PK Margin (dB)	Azimuth (Degs)	Height (cm)	Polarity
1	5.725	-44.87	Pk	34.9	-14.6	11.8	-12.77	26.99	-39.76	93	258	H
2	5.62527	-64.08	Pk	35.2	-14.6	11.8	-31.68	-27	-4.68	93	258	H

Pk - Peak detector

UL VERIFICATION SERVICES INC.
47173 Benicia Street, Fremont, CA 94538; USA TEL:(510) 319-4000 FAX:(510) 661-0888

This report shall not be reproduced except in full, without the written approval of UL Verification Services Inc.

VERTICAL RESULT

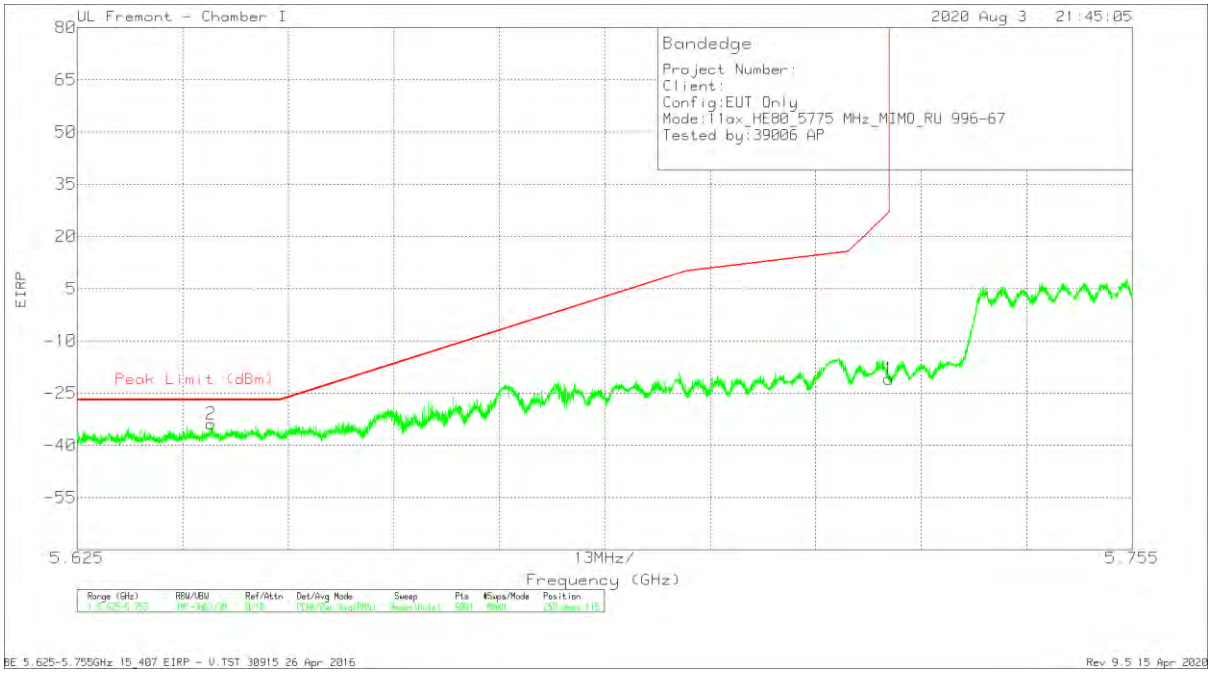

Marker	Frequency (GHz)	Meter Reading (dBm)	Det	AF T862 (dB/m)	Amp/Cbl/Fltr/Pad (dB)	Conversion Factor (dB)	Corrected Reading EIRP	Peak Limit (dBm)	PK Margin (dB)	Azimuth (Degs)	Height (cm)	Polarity
1	5.725	-53.02	Pk	34.9	-14.6	11.8	-20.92	26.99	-47.91	250	115	V
2	5.6415	-66.06	Pk	35.1	-14.7	11.8	-33.86	-27	-6.86	250	115	V

Pk - Peak detector

UL VERIFICATION SERVICES INC.
47173 Benicia Street, Fremont, CA 94538; USA TEL:(510) 319-4000 FAX:(510) 661-0888

This report shall not be reproduced except in full, without the written approval of UL Verification Services Inc.

BANDEDGE (CHANNEL 155 HIGH EDGE)

HORIZONTAL RESULT

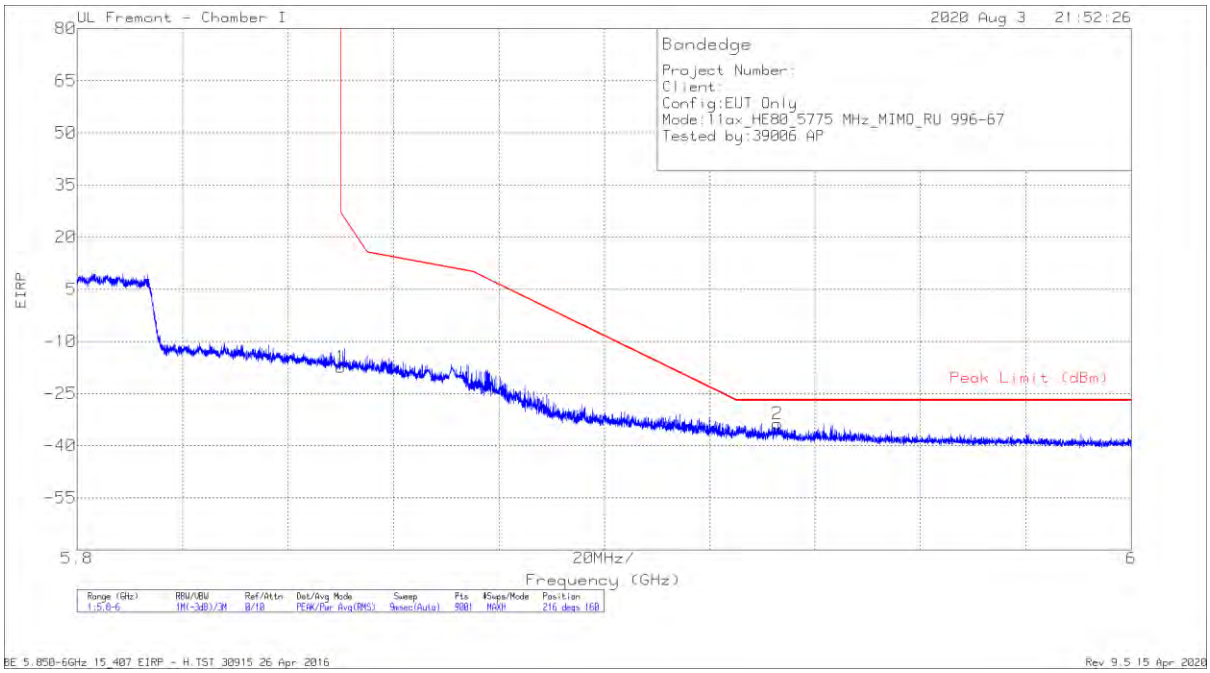

Marker	Frequency (GHz)	Meter Reading (dBm)	Det	AF T862 (dB/m)	Amp/Cbl/Fltr/Pad (dB)	Conversion Factor (dB)	Corrected Reading EIRP	Peak Limit (dBm)	PK Margin (dB)	Azimuth (Degs)	Height (cm)	Polarity
1	5.85002	-50.63	Pk	35.1	-13.6	11.8	-17.33	26.95	-44.28	216	160	H
2	5.93287	-67.17	Pk	35.1	-13.4	11.8	-33.67	-27	-6.67	216	160	H

Pk - Peak detector

UL VERIFICATION SERVICES INC.
47173 Benicia Street, Fremont, CA 94538; USA TEL:(510) 319-4000 FAX:(510) 661-0888

This report shall not be reproduced except in full, without the written approval of UL Verification Services Inc.

VERTICAL RESULT

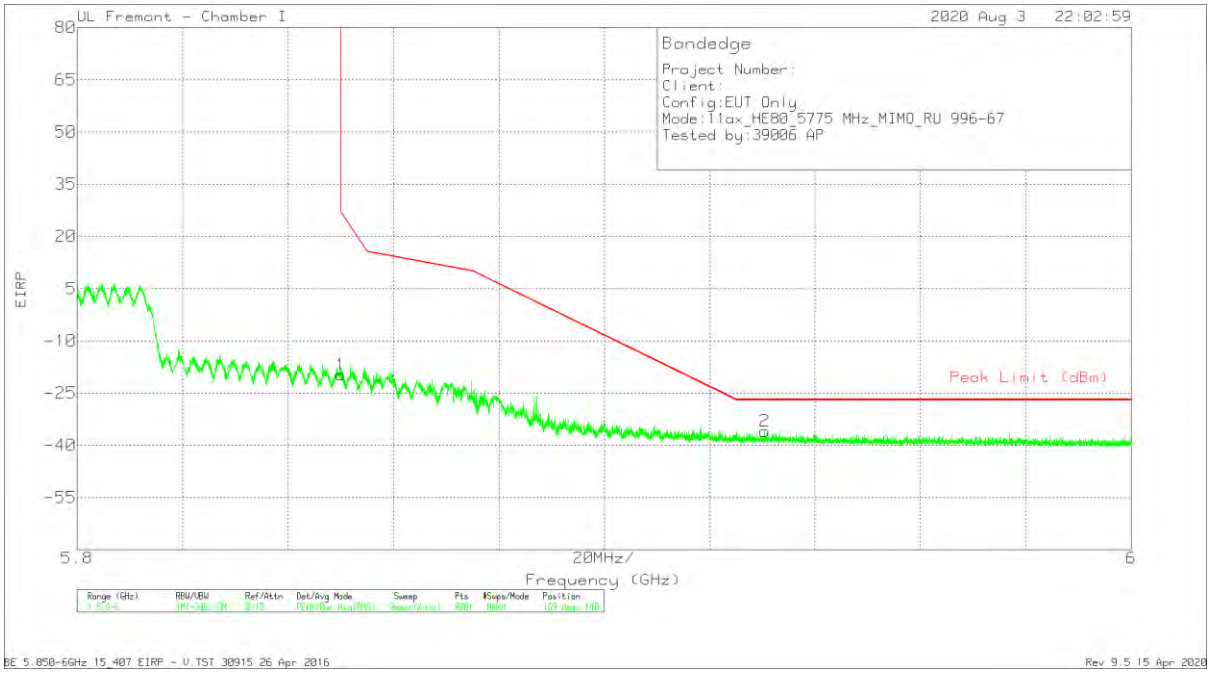

Marker	Frequency (GHz)	Meter Reading (dBm)	Det	AF T862 (dB/m)	Amp/Cbl/Fltr/Pad (dB)	Conversion Factor (dB)	Corrected Reading EIRP	Peak Limit (dBm)	PK Margin (dB)	Azimuth (Degs)	Height (cm)	Polarity
1	5.85002	-53.09	Pk	35.1	-13.6	11.8	-19.79	26.95	-46.74	169	140	V
2	5.93047	-69.44	Pk	35.1	-13.4	11.8	-35.94	-27	-8.94	169	140	V

UL VERIFICATION SERVICES INC.
47173 Benicia Street, Fremont, CA 94538; USA TEL:(510) 319-4000 FAX:(510) 661-0888

This report shall not be reproduced except in full, without the written approval of UL Verification Services Inc.

HARMONICS AND SPURIOUS EMISSIONS

MID CHANNEL RESULTS

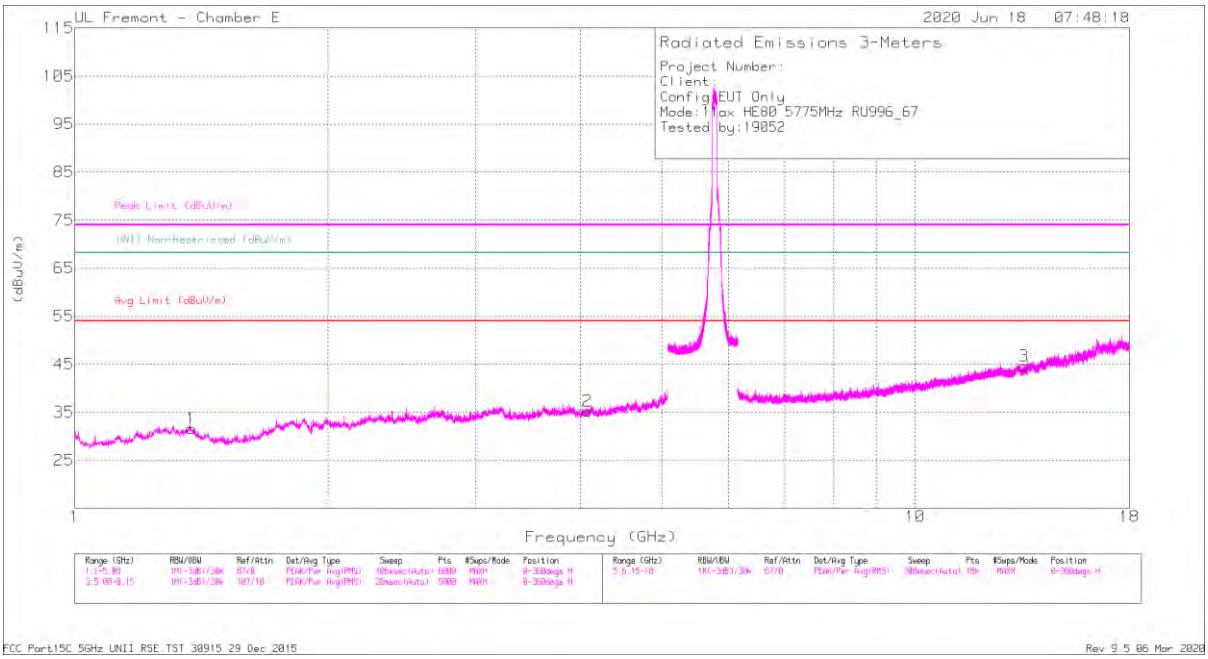

HORIZONTAL

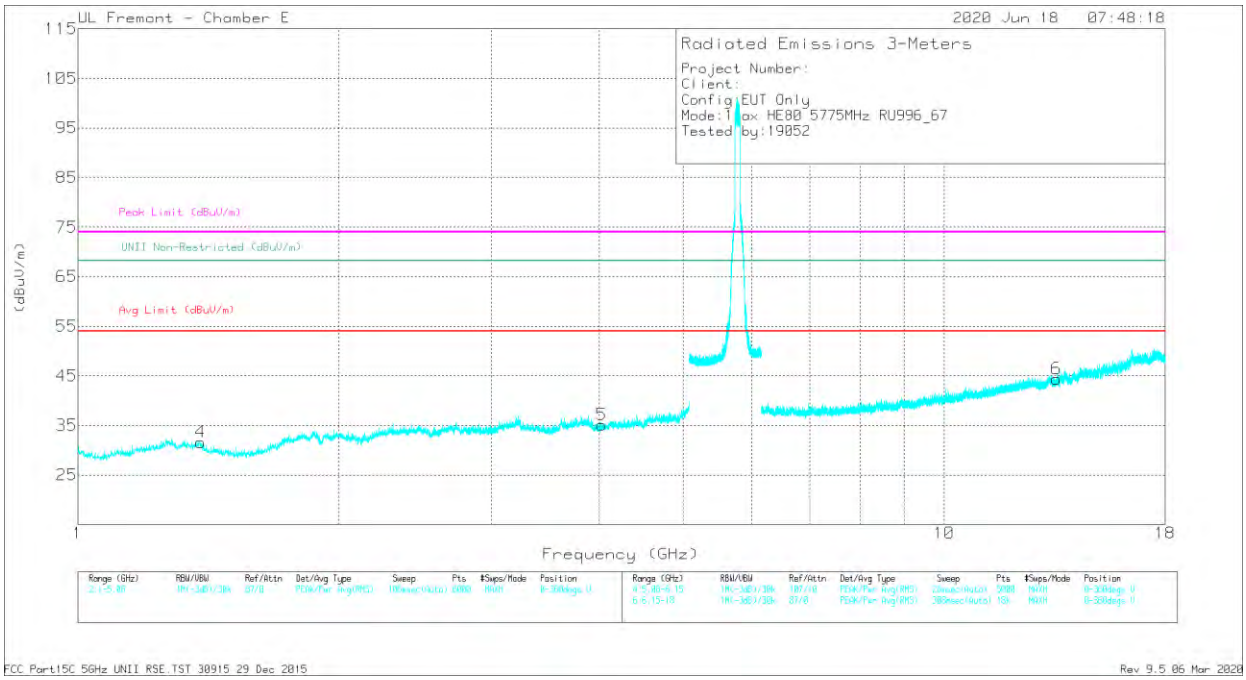

VERTICAL

UL VERIFICATION SERVICES INC.
47173 Benicia Street, Fremont, CA 94538; USA TEL:(510) 319-4000 FAX:(510) 661-0888

This report shall not be reproduced except in full, without the written approval of UL Verification Services Inc.

RADIATED EMISSIONS

Marker	Frequency (GHz)	Meter Reading (dBuV)	Det	AF T712 (dB/m)	Amp/Cbl/Fltr/Pad (dB)	Corrected Reading (dBuV/m)	Avg Limit (dBuV/m)	Margin (dB)	Peak Limit (dBuV/m)	PK Margin (dB)	UNII Non-Restricted (dBuV/m)	PK Margin (dB)	Azimuth (Degs)	Height (cm)	Polarity
1	* 1.37448	45.26	PK-U	29.6	-35.4	39.46	-	-	74	-34.54	-	-	151	303	H
	* 1.37687	33.06	ADR	29.5	-35.3	27.26	54	-26.74	-	-	-	-	151	303	H
2	* 4.07184	41.92	PK-U	33.7	-32.9	42.72	-	-	74	-31.28	-	-	0	117	H
	* 4.07289	30.18	ADR	33.7	-32.9	30.98	54	-23.02	-	-	-	-	0	117	H
4	* 1.38482	45.46	PK-U	29.5	-35.4	39.56	-	-	74	-34.44	-	-	314	316	V
	* 1.38639	33.17	ADR	29.5	-35.4	27.27	54	-26.73	-	-	-	-	314	316	V
5	* 4.02282	42.04	PK-U	33.6	-33	42.64	-	-	74	-31.36	-	-	71	114	V
	* 4.0229	30.43	ADR	33.6	-33	31.03	54	-22.97	-	-	-	-	71	114	V
6	13.48672	34.77	PK-U	38.9	-22.3	51.37	-	-	-	-	68.2	-16.83	60	280	V
3	13.48663	34.87	PK-U	38.9	-22.3	51.47	-	-	-	-	68.2	-16.73	339	268	H

* - indicates frequency in CFR47 Pt 15 / IC RSS-Restricted Band
PK-U - U-NII: Maximum Peak
ADR - U-NII AD primary method, RMS average

UL VERIFICATION SERVICES INC.
47173 Benicia Street, Fremont, CA 94538; USA TEL:(510) 319-4000 FAX:(510) 661-0888
This report shall not be reproduced except in full, without the written approval of UL Verification Services Inc.

2TX ANTENNA 6 + ANTENNA 5 OFDMA MODE – 26 Tones, RU Index 0

BANDEDGE (CHANNEL 155 LOW EDGE)

HORIZONTAL RESULT

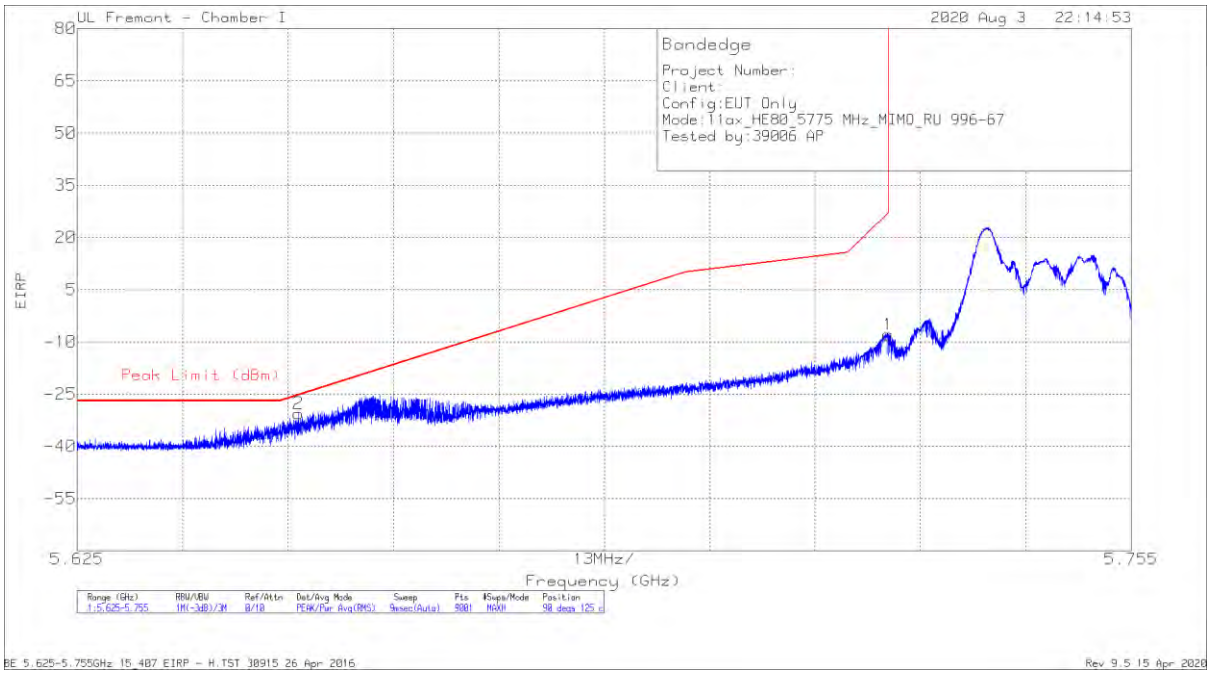

Marker	Frequency (GHz)	Meter Reading (dBm)	Det	AF T862 (dB/m)	Amp/Cbl/Fltr/Pad (dB)	Conversion Factor (dB)	Corrected Reading EIRP	Peak Limit (dBm)	PK Margin (dB)	Azimuth (Degs)	Height (cm)	Polarity
1	5.725	-40.01	Pk	34.9	-14.6	11.8	-7.91	26.99	-34.9	90	125	H
2	5.65228	-62.69	Pk	35	-14.7	11.8	-30.59	-25.31	-5.28	90	125	H

Pk - Peak detector

UL VERIFICATION SERVICES INC.
47173 Benicia Street, Fremont, CA 94538; USA TEL:(510) 319-4000 FAX:(510) 661-0888

This report shall not be reproduced except in full, without the written approval of UL Verification Services Inc.

VERTICAL RESULT

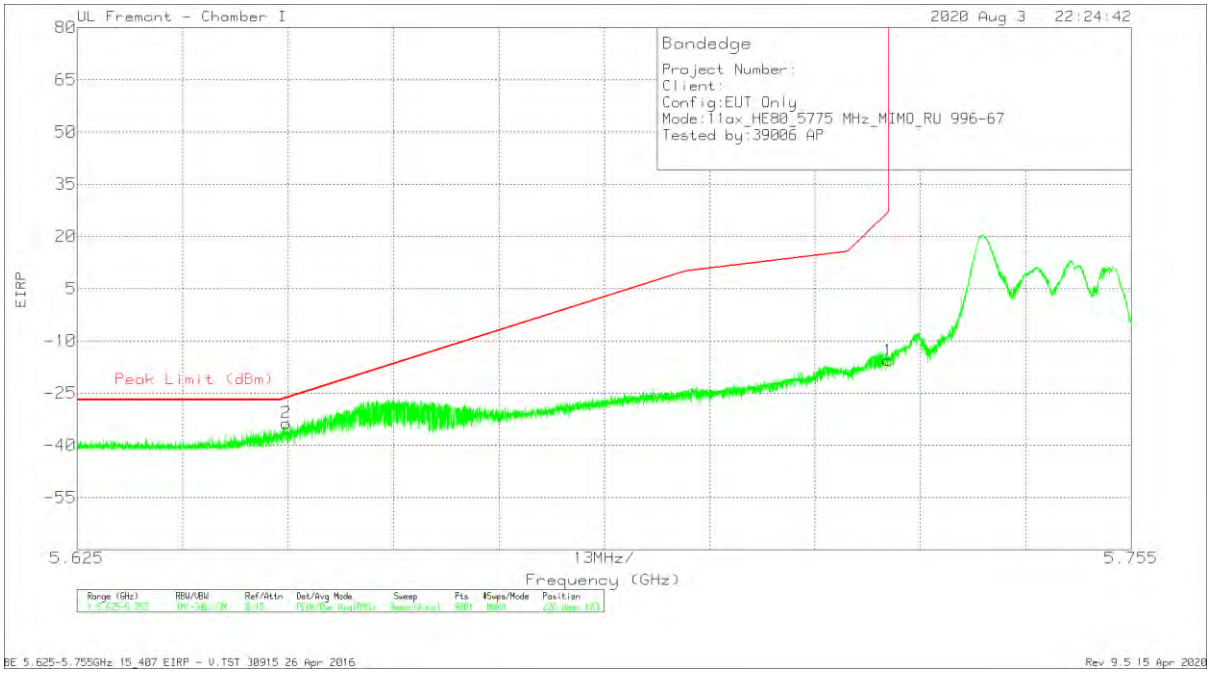

Marker	Frequency(GHz)	MeterReading(dBm)	Det	AF T862 (dB/m)	Amp/Cbl/Fltr/Pad (dB)	Conversion Factor (dB)	CorrectedReadingEIRP	Peak Limit (dBm)	PK Margin(dB)	Azimuth(Degs)	Height(cm)	Polarity
1	5.725	-47.73	Pk	34.9	-14.6	11.8	-15.63	26.99	-42.62	226	103	V
2	5.65075	-65.71	Pk	35	-14.7	11.8	-33.61	-26.44	-7.17	226	103	V

Pk - Peak detector

UL VERIFICATION SERVICES INC.
47173 Benicia Street, Fremont, CA 94538; USA TEL:(510) 319-4000 FAX:(510) 661-0888

This report shall not be reproduced except in full, without the written approval of UL Verification Services Inc.

2TX ANTENNA 6 + ANTENNA 5 OFDMA MODE – 26 Tones, RU Index 36

BANDEDGE (CHANNEL 155 HIGH EDGE)

HORIZONTAL RESULT

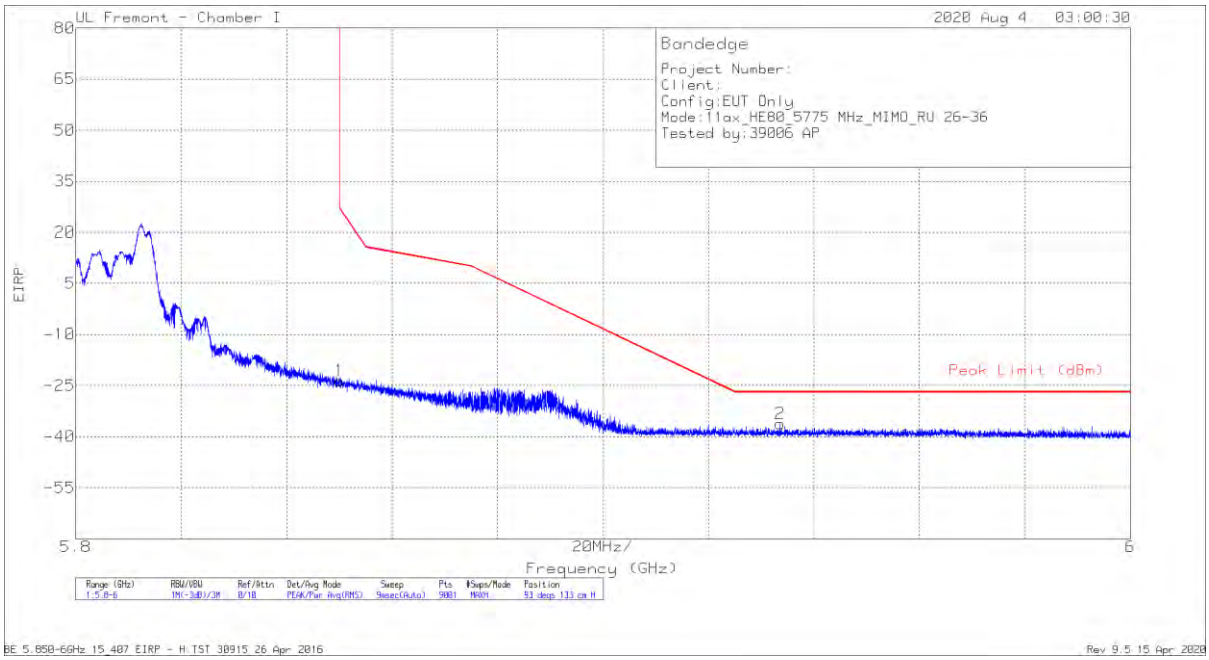

Marker	Frequency (GHz)	Meter Reading (dBm)	Det	AF T862 (dB/m)	Amp/Cbl/Fltr/Pad (dB)	Conversion Factor (dB)	Corrected Reading EIRP	Peak Limit (dBm)	PK Margin (dB)	Azimuth (Degs)	Height (cm)	Polarity
1	5.85002	-56.87	Pk	35.1	-13.6	11.8	-23.57	26.95	-50.52	93	133	H
2	5.93351	-69.68	Pk	35.1	-13.4	11.8	-36.18	-27	-9.18	93	133	H

Pk - Peak detector

UL VERIFICATION SERVICES INC.
47173 Benicia Street, Fremont, CA 94538; USA TEL:(510) 319-4000 FAX:(510) 661-0888

This report shall not be reproduced except in full, without the written approval of UL Verification Services Inc.

VERTICAL RESULT

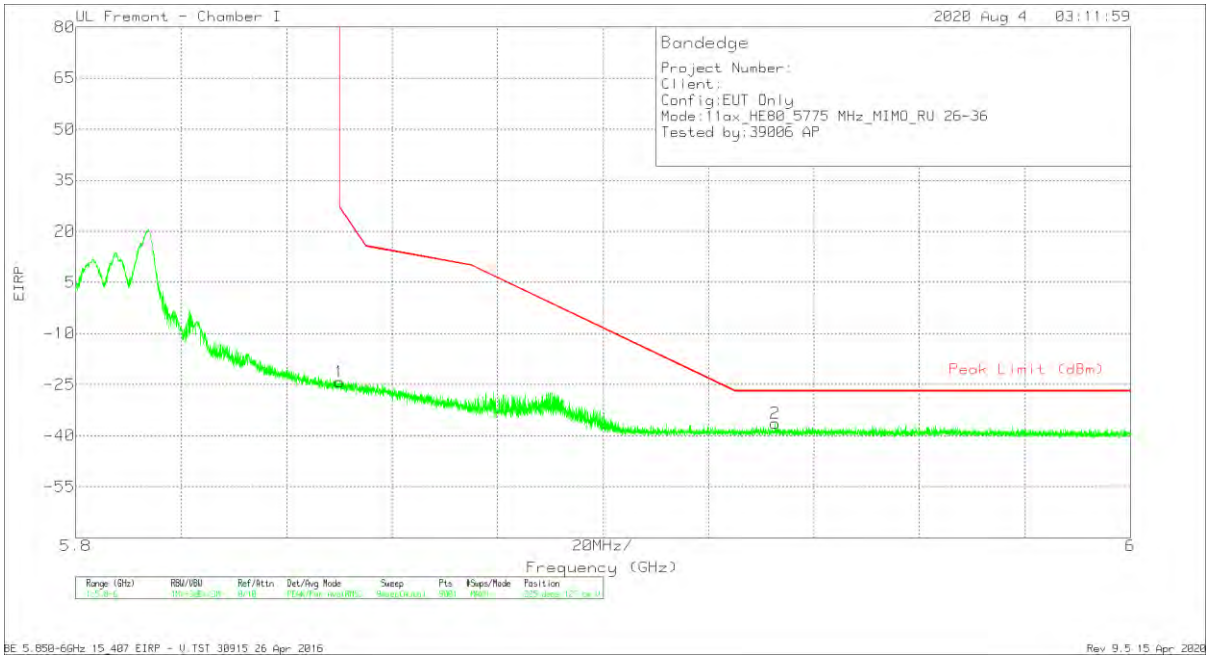

Marker	Frequency (GHz)	Meter Reading (dBm)	Det	AF T862 (dB/m)	Amp/Cbl/Fltr/Pad (dB)	Conversion Factor (dB)	Corrected Reading EIRP	Peak Limit (dBm)	PK Margin (dB)	Azimuth (Degs)	Height (cm)	Polarity
1	5.85002	-57.48	Pk	35.1	-13.6	11.8	-24.18	26.95	-51.13	225	127	V
2	5.9326	-69.81	Pk	35.1	-13.4	11.8	-36.31	-27	-9.31	225	127	V

Pk - Peak detector

UL VERIFICATION SERVICES INC.
47173 Benicia Street, Fremont, CA 94538; USA TEL:(510) 319-4000 FAX:(510) 661-0888

This report shall not be reproduced except in full, without the written approval of UL Verification Services Inc.

2TX ANTENNA 6 + ANTENNA 5 OFDMA MODE – 26 Tones, RU Index 36

HARMONICS AND SPURIOUS EMISSIONS

MID CHANNEL RESULTS

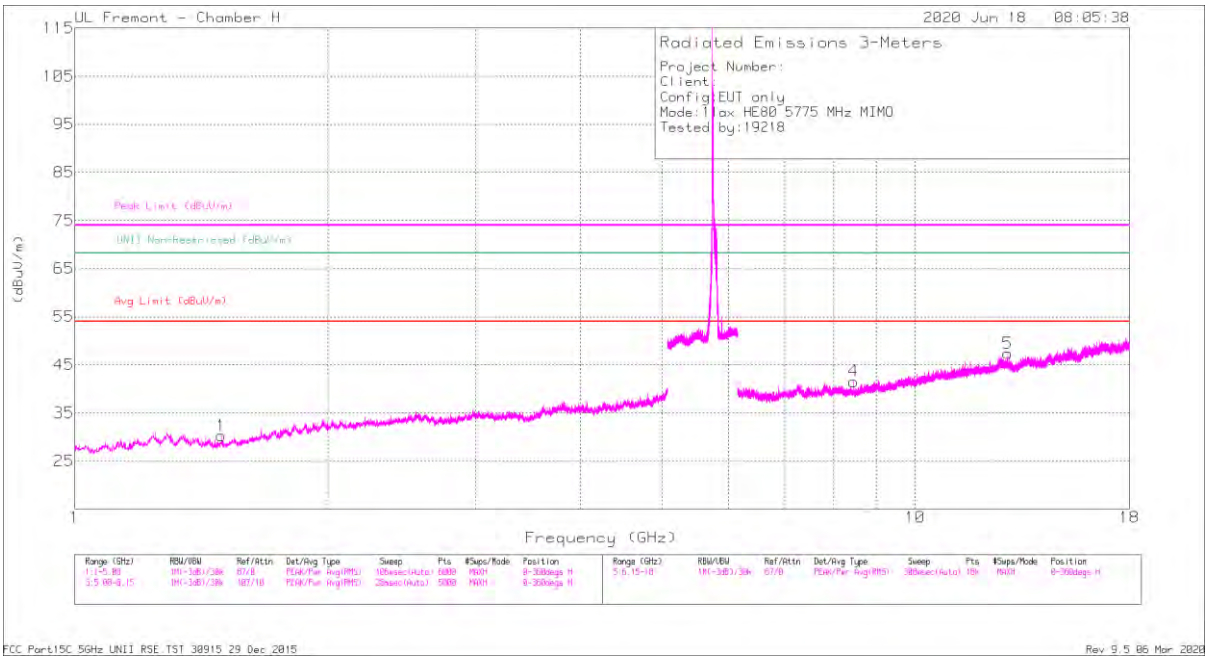

HORIZONTAL

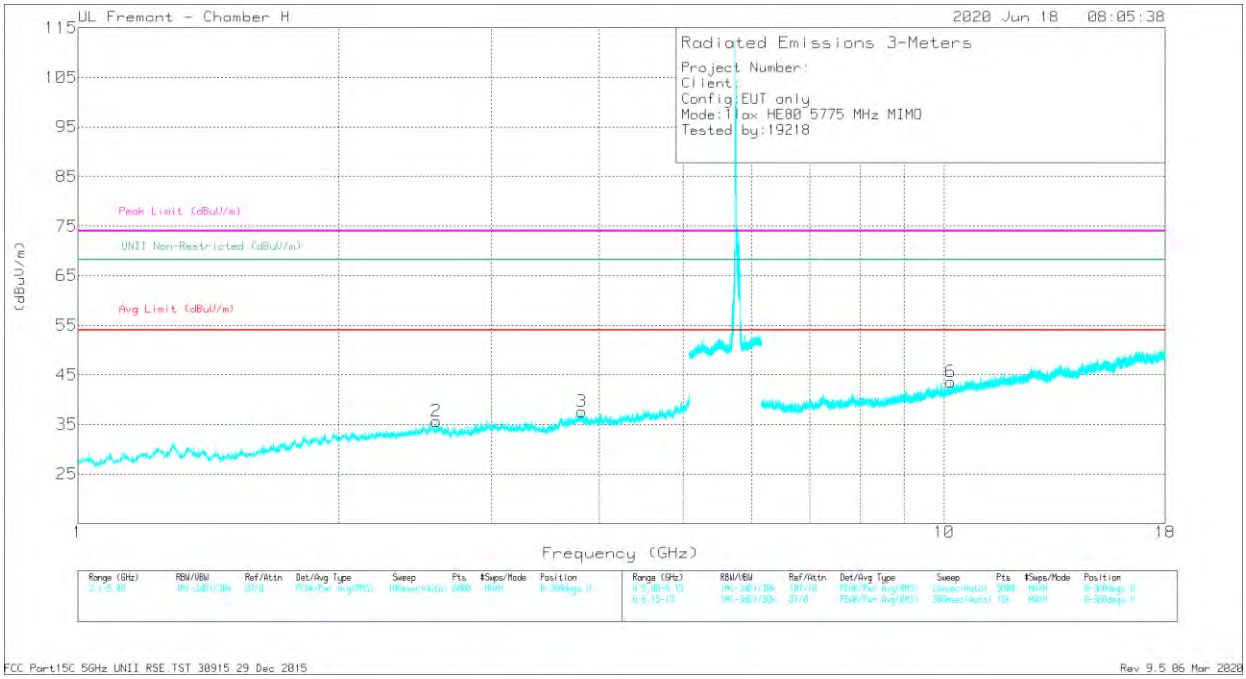

VERTICAL

UL VERIFICATION SERVICES INC.
47173 Benicia Street, Fremont, CA 94538; USA TEL:(510) 319-4000 FAX:(510) 661-0888

This report shall not be reproduced except in full, without the written approval of UL Verification Services Inc.

RADIATED EMISSIONS

Marker	Frequency (GHz)	Meter Reading (dBuV)	Det	AF T863 (dB/m)	Amp/Cbl/Fltr/Pad (dB)	Corrected Reading (dBuV/m)	Avg Limit (dBuV/m)	Margin (dB)	Peak Limit (dBuV/m)	PK Margin (dB)	UNII Non-Restricted (dBuV/m)	PK Margin (dB)	Azimuth (Degs)	Height (cm)	Polarity
1	* 1.49341	44.45	PK-U	27.8	-35.2	37.05	-	-	74	-36.95	-	-	181	113	H
	* 1.49365	32.69	ADR	27.8	-35.2	25.29	54	-28.71	-	-	-	-	181	113	H
3	* 3.81616	42.83	PK-U	33.6	-32	44.43	-	-	74	-29.57	-	-	231	143	V
	* 3.81955	31.49	ADR	33.6	-32	33.09	54	-20.91	-	-	-	-	231	143	V
4	* 8.4547	37.99	PK-U	35.9	-26.8	47.09	-	-	74	-26.91	-	-	247	112	H
	* 8.45373	27.05	ADR	35.9	-26.8	36.15	54	-17.85	-	-	-	-	247	112	H
2	2.59342	41.88	PK-U	32.5	-32.2	42.18	-	-	-	-	68.2	-26.02	197	123	V
6	10.18018	37.54	PK-U	37.1	-24.9	49.74	-	-	-	-	68.2	-18.46	204	148	V
5	12.9028	36.79	PK-U	39.8	-23.5	53.09	-	-	-	-	68.2	-15.11	195	100	H

* - indicates frequency in CFR47 Pt 15 / IC RSS-Restricted Band
PK-U - U-NII: Maximum Peak
ADR - U-NII AD primary method, RMS average

UL VERIFICATION SERVICES INC.
47173 Benicia Street, Fremont, CA 94538; USA TEL:(510) 319-4000 FAX:(510) 661-0888
This report shall not be reproduced except in full, without the written approval of UL Verification Services Inc.

6.2. WORST CASE BELOW 1 GHZ

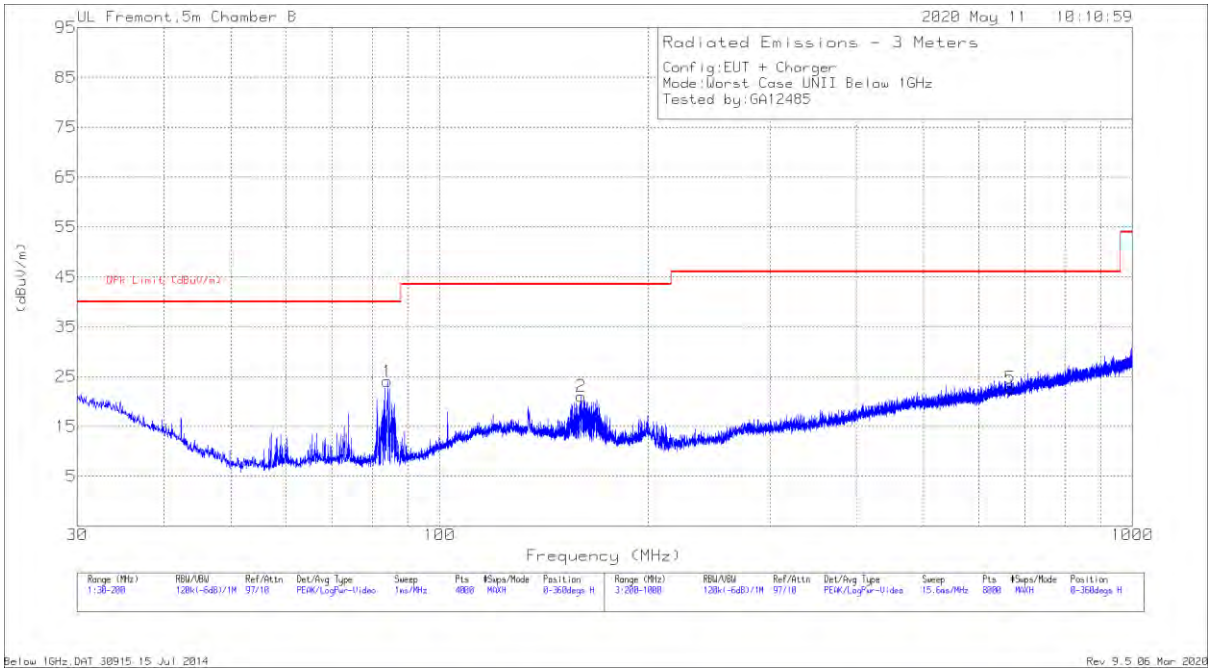

HORIZONTAL

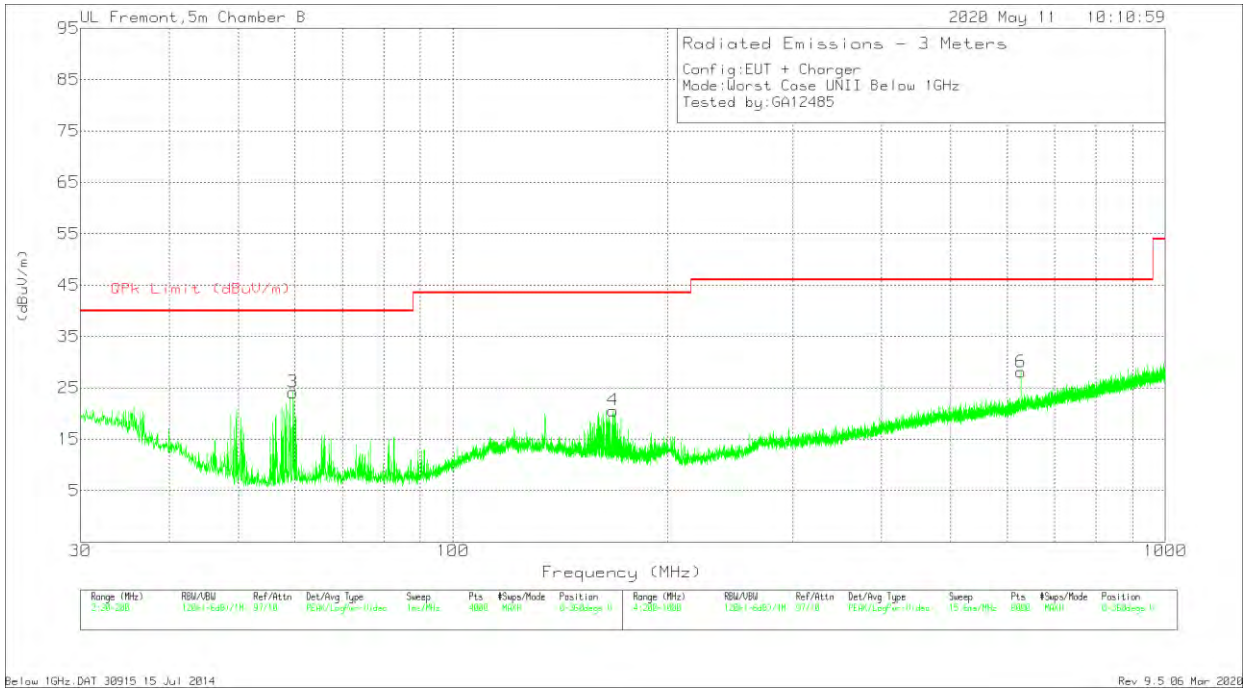

VERTICAL

UL VERIFICATION SERVICES INC.
47173 Benicia Street, Fremont, CA 94538; USA TEL:(510) 319-4000 FAX:(510) 661-0888

This report shall not be reproduced except in full, without the written approval of UL Verification Services Inc.

Below 1GHz DATA

Marker	Frequency (MHz)	Meter Reading (dBuV)	Det	AF T408 (dB/m)	Amp/Cbl (dB)	Corrected Reading (dBuV/m)	QPk Limit (dBuV/m)	Margin (dB)	Azimuth (Degs)	Height (cm)	Polarity
3	59.5877	43.75	Pk	11.5	-31.1	24.15	40	-15.85	0-360	102	V
1	84.074	43.65	Pk	11.3	-30.9	24.05	40	-15.95	0-360	400	H
2	160.1687	34.95	Pk	16.3	-30.2	21.05	43.52	-22.47	0-360	200	H
4	167.8207	34.79	Pk	16	-30.2	20.59	43.52	-22.93	0-360	102	V
6	627.7556	33.3	Pk	23.4	-28.6	28.1	46.02	-17.92	0-360	299	V
5	666.7607	27.52	Pk	23.7	-28.5	22.72	46.02	-23.3	0-360	400	H

Pk - Peak detector

UL VERIFICATION SERVICES INC.
47173 Benicia Street, Fremont, CA 94538; USA TEL:(510) 319-4000 FAX:(510) 661-0888

This report shall not be reproduced except in full, without the written approval of UL Verification Services Inc.

6.3. WORST CASE 18-26 GHZ

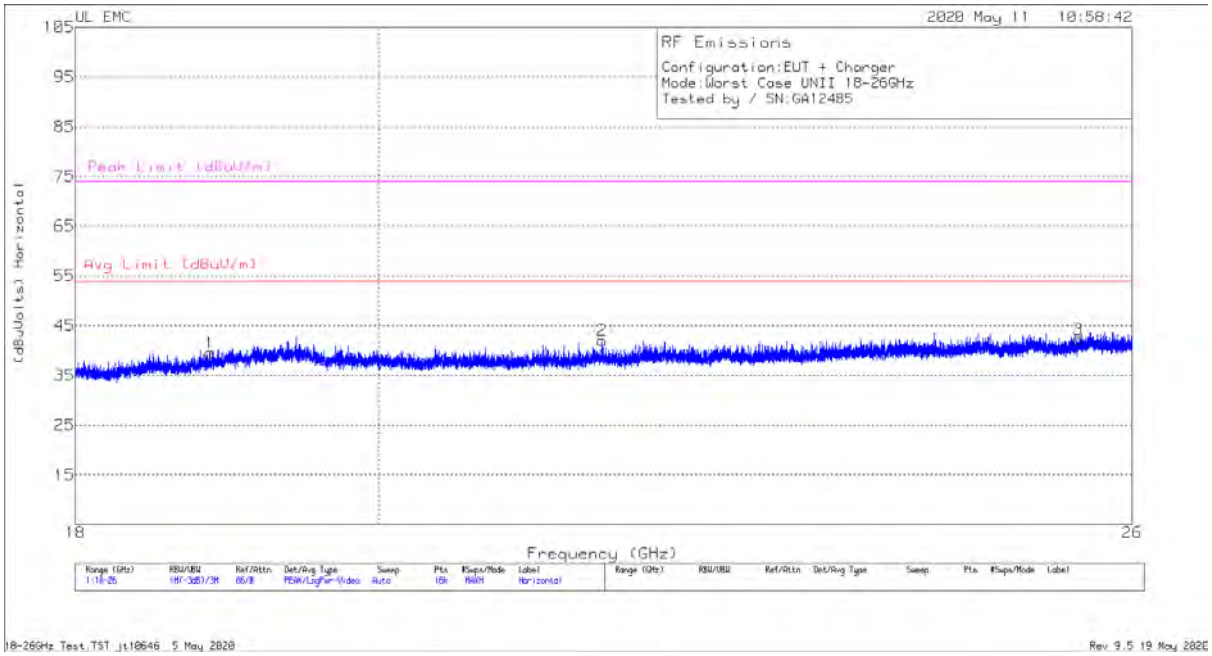

HORIZONTAL

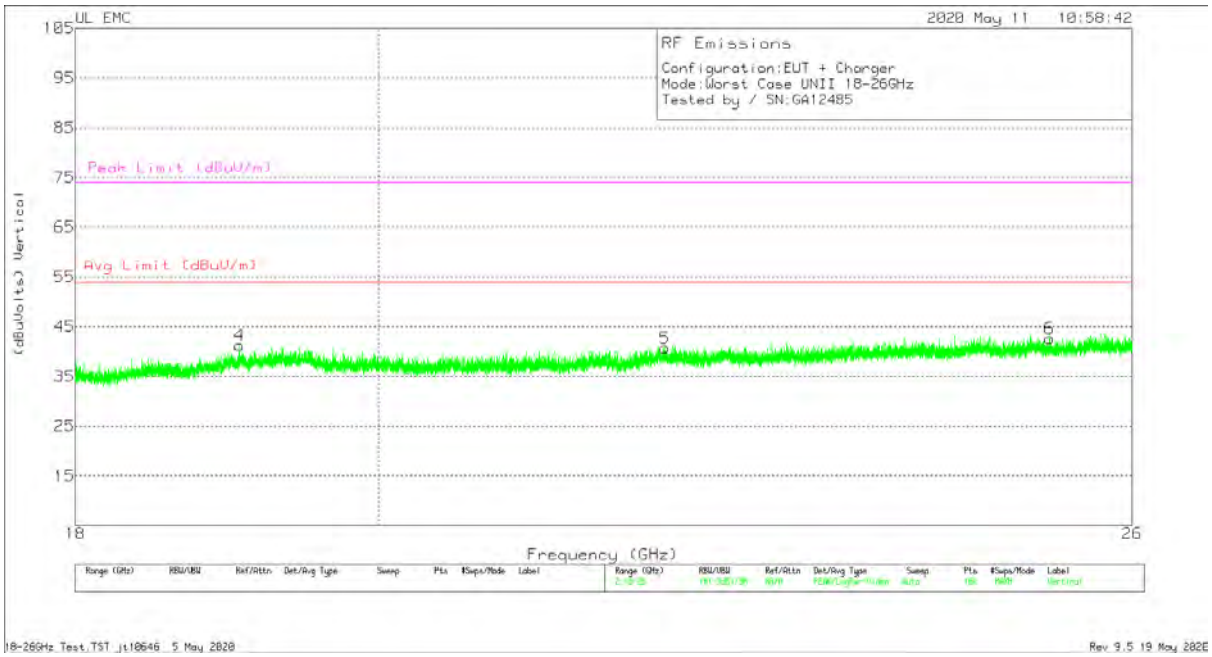

VERTICAL

UL VERIFICATION SERVICES INC.
47173 Benicia Street, Fremont, CA 94538; USA TEL:(510) 319-4000 FAX:(510) 661-0888

This report shall not be reproduced except in full, without the written approval of UL Verification Services Inc.

18 – 26GHz DATA

Marker	Frequency (GHz)	Meter Reading (dBuV)	Det	T125 AF (dB/m)	Amp/Cbl (dB)	Dist Corr (dB)	Corrected Reading (dBuVolts)	Avg Limit (dBuV/m)	Margin (dB)	Peak Limit (dBuV/m)	PK Margin (dB)
1	18.86445	37.01	Pk	32.5	-20.5	-9.5	39.51	54	-14.49	74	-34.49
4	19.05843	37.64	Pk	32.7	-19.6	-9.5	41.24	54	-12.76	74	-32.76
2	21.61978	38.98	Pk	33.2	-20.7	-9.5	41.98	54	-12.02	74	-32.02
5	22.09875	36.71	Pk	33.4	-19.9	-9.5	40.71	54	-13.29	74	-33.29
6	25.26355	37.5	Pk	34.2	-19.6	-9.5	42.6	54	-11.4	74	-31.4
3	25.51853	37.03	Pk	34.1	-19.4	-9.5	42.23	54	-11.77	74	-31.77

Pk - Peak detector

UL VERIFICATION SERVICES INC.
47173 Benicia Street, Fremont, CA 94538; USA TEL:(510) 319-4000 FAX:(510) 661-0888

This report shall not be reproduced except in full, without the written approval of UL Verification Services Inc.

6.4. WORST CASE 26-40 GHZ

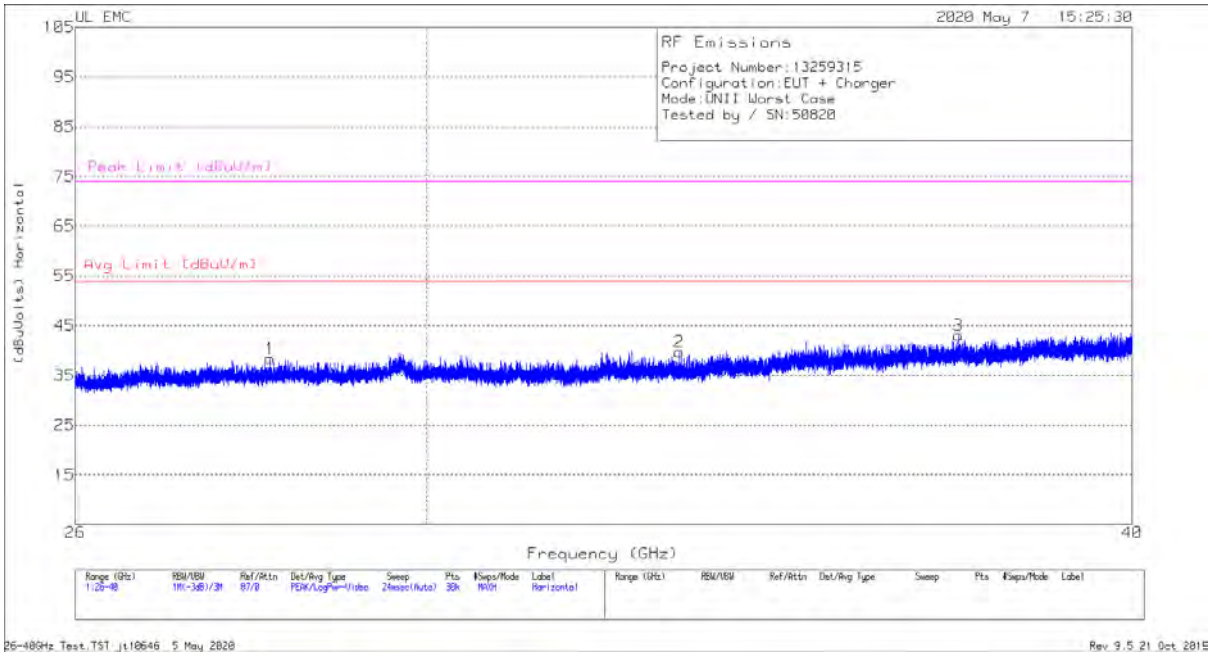

HORIZONTAL

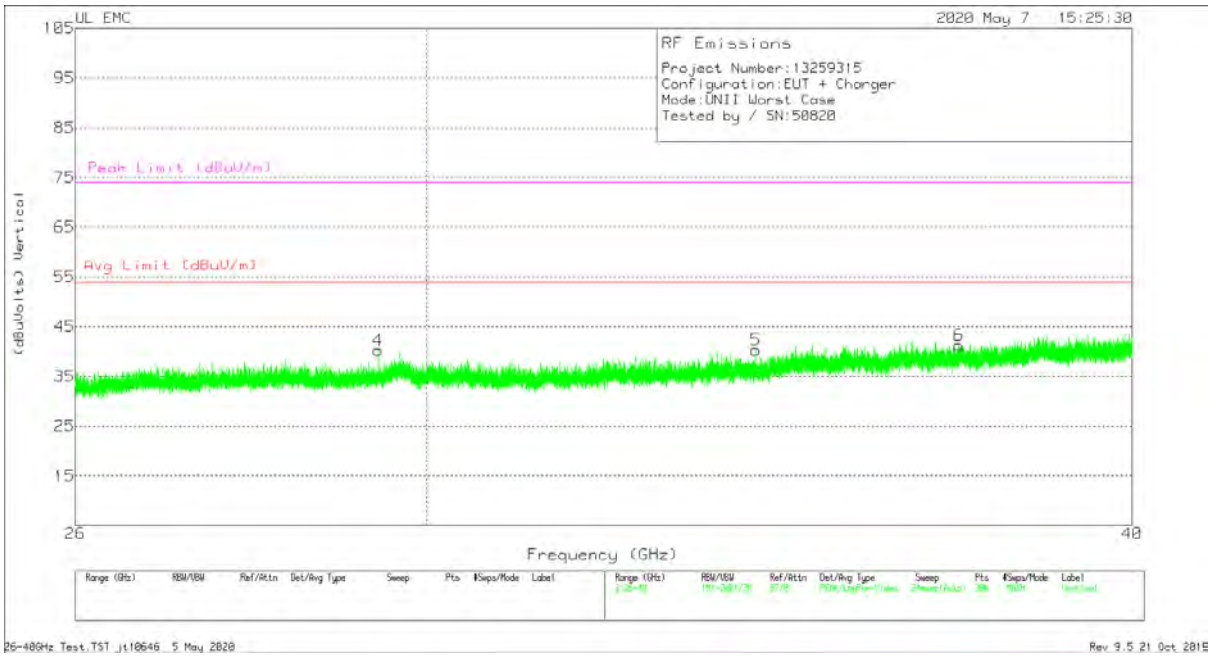

VERTICAL

UL VERIFICATION SERVICES INC.
47173 Benicia Street, Fremont, CA 94538; USA TEL:(510) 319-4000 FAX:(510) 661-0888

This report shall not be reproduced except in full, without the written approval of UL Verification Services Inc.

26 – 40GHz DATA

Marker	Frequency (GHz)	Meter Reading (dBuV)	Det	PRE0182203 AF (dB/m)	Amp/Cbl (dB)	Dist Corr (dB)	Corrected Reading (dBuVolts)	Avg Limit (dBuV/m)	Margin (dB)	Peak Limit (dBuV/m)	PK Margin (dB)
1	28.14606	40.23	Pk	36.1	-28.5	-9.5	38.33	54	-15.67	74	-35.67
2	33.25759	40.7	Pk	36.9	-28.4	-9.5	39.7	54	-14.3	74	-34.3
3	37.26273	40.55	Pk	37.8	-25.8	-9.5	43.05	54	-10.95	74	-30.95
4	29.41438	40.35	Pk	36.5	-27.1	-9.5	40.25	54	-13.75	74	-33.75
5	34.30939	39.59	Pk	37.4	-27.2	-9.5	40.29	54	-13.71	74	-33.71
6	37.26926	38.66	Pk	37.8	-25.7	-9.5	41.26	54	-12.74	74	-32.74

Pk - Peak detector

UL VERIFICATION SERVICES INC.
47173 Benicia Street, Fremont, CA 94538; USA TEL:(510) 319-4000 FAX:(510) 661-0888

This report shall not be reproduced except in full, without the written approval of UL Verification Services Inc.

7. AC POWER LINE CONDUCTED EMISSIONS

LIMITS

FCC §15.207 (a)

RSS-Gen 8.8

Frequency of Emission (MHz)	Conducted Limit (dBuV)	
	Quasi-peak	Average
0.15-0.5	66 to 56 *	56 to 46 *
0.5-5	56	46
5-30	60	50

* Decreases with the logarithm of the frequency.

TEST PROCEDURE

The EUT is placed on a non-conducting table 40 cm from the vertical ground plane and 80 cm above the horizontal ground plane. The EUT is configured in accordance with ANSI C63.10.

The receiver is set to a resolution bandwidth of 9 kHz. Peak detection is used unless otherwise noted as quasi-peak or average.

Line conducted data is recorded for both NEUTRAL and HOT lines.

Host Configuration is EUT with Laptop and Norm configuration is with EUT and AC Adapter only.

RESULTS

UL VERIFICATION SERVICES INC.
47173 Benicia Street, Fremont, CA 94538; USA TEL:(510) 319-4000 FAX:(510) 661-0888

This report shall not be reproduced except in full, without the written approval of UL Verification Services Inc.

7.1. AC Power Line With Laptop

LINE 1 RESULTS

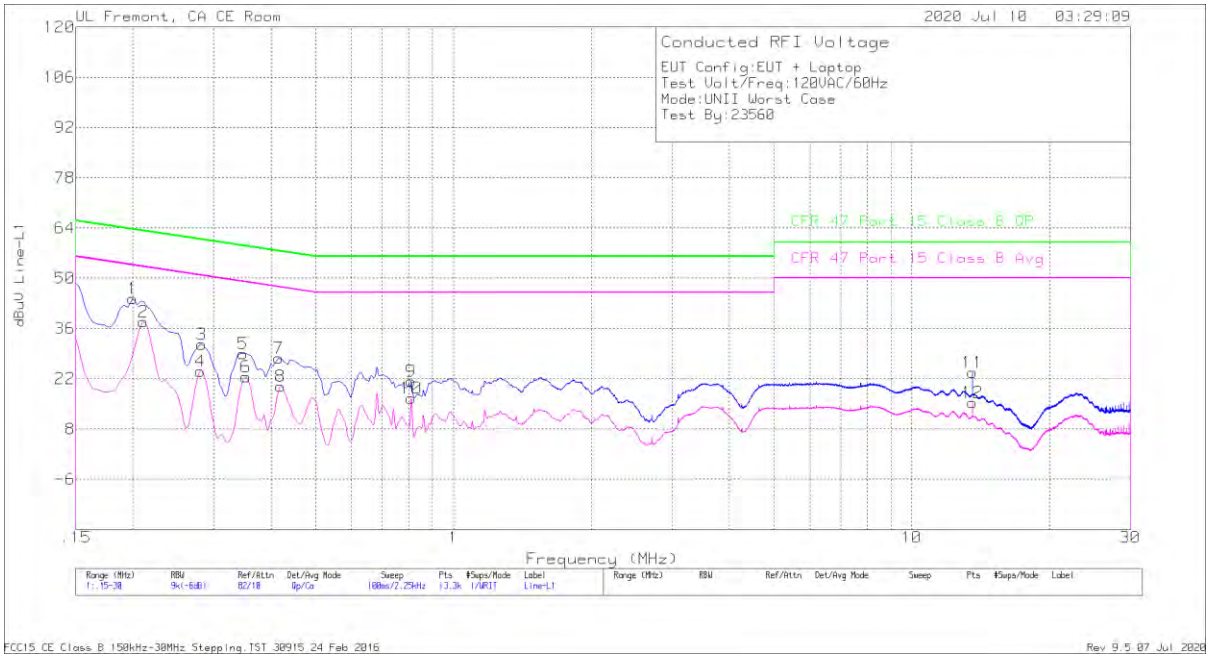

Range 1: Line-L1 .15 - 30MHz											
Marker	Frequency (MHz)	Meter Reading (dBuV)	Det	PRE0186446 LISN L1	LC Cables C1&C3	Limiter (dB)	Corrected Reading dBuV	CFR 47 Part 15 Class B QP	QP Margin (dB)	CFR 47 Part 15 Class B Avg	Av(CISPR)Margin (dB)
1	.1995	34.4	Qp	0	0	10	44.4	63.63	-19.23	-	-
2	.21075	27.8	Ca	0	0	10	37.8	-	-	53.18	-15.38
3	.28275	21.61	Qp	0	0	10	31.61	60.73	-29.12	-	-
4	.2805	14.11	Ca	0	0	10	24.11	-	-	50.8	-26.69
5	.348	19.04	Qp	0	0	10	29.04	59.01	-29.97	-	-
6	.3525	12.45	Ca	0	0	10	22.45	-	-	48.9	-26.45
7	.4155	17.69	Qp	0	0	10	27.69	57.54	-29.85	-	-
8	.42	9.83	Ca	0	0	10	19.83	-	-	47.45	-27.62
9	.80925	11.29	Qp	0	0	10	21.29	56	-34.71	-	-
10	.80925	6.6	Ca	0	0	10	16.6	-	-	46	-29.4
11	13.56	13.31	Qp	.1	.2	10.1	23.71	60	-36.29	-	-
12	13.56	5	Ca	.1	.2	10.1	15.4	-	-	50	-34.6

Qp - Quasi-Peak detector
Ca - CISPR average detection

UL VERIFICATION SERVICES INC.
47173 Benicia Street, Fremont, CA 94538; USA TEL:(510) 319-4000 FAX:(510) 661-0888
This report shall not be reproduced except in full, without the written approval of UL Verification Services Inc.

LINE 2 RESULTS

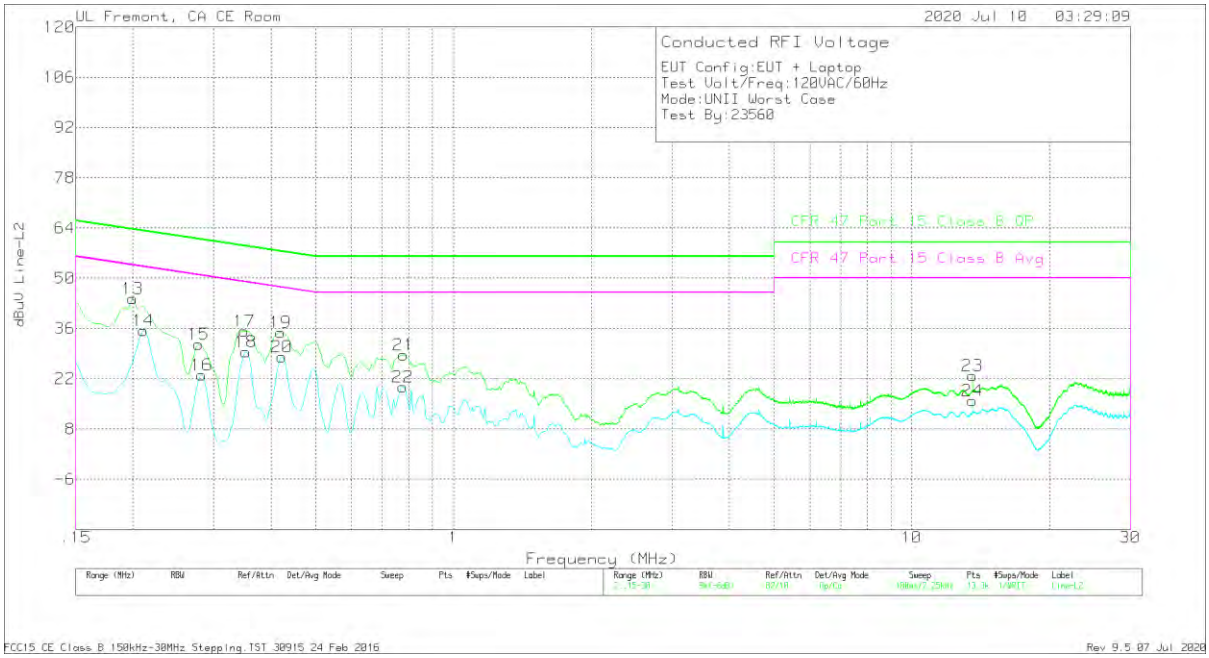

Range 2: Line-L2 .15 - 30MHz											
Marker	Frequency (MHz)	Meter Reading (dBuV)	Det	PRE0186446 LISN L2	LC Cables C2&C3	Limiter (dB)	Corrected Reading dBuV	CFR 47 Part 15 Class B QP	QP Margin (dB)	CFR 47 Part 15 Class B Avg	Av(CISPR)Margin (dB)
13	.1995	34.3	Qp	0	0	10	44.3	63.63	-19.33	-	-
14	.21075	25.45	Ca	0	0	10	35.45	-	-	53.18	-17.73
15	.27825	21.6	Qp	0	0	10	31.6	60.87	-29.27	-	-
16	.28275	13.09	Ca	0	0	10	23.09	-	-	50.73	-27.64
17	.35025	25.31	Qp	0	0	10	35.31	58.96	-23.65	-	-
18	.3525	19.43	Ca	0	0	10	29.43	-	-	48.9	-19.47
19	.42	24.9	Qp	0	0	10	34.9	57.45	-22.55	-	-
20	.42225	18.08	Ca	0	0	10	28.08	-	-	47.4	-19.32
21	.77775	18.64	Qp	0	0	10	28.64	56	-27.36	-	-
22	.7755	9.72	Ca	0	0	10	19.72	-	-	46	-26.28
23	13.56	12.47	Qp	.1	.2	10.1	22.87	60	-37.13	-	-
24	13.56	5.43	Ca	.1	.2	10.1	15.83	-	-	50	-34.17

Qp - Quasi-Peak detector
Ca - CISPR average detection

UL VERIFICATION SERVICES INC.
47173 Benicia Street, Fremont, CA 94538; USA TEL:(510) 319-4000 FAX:(510) 661-0888
This report shall not be reproduced except in full, without the written approval of UL Verification Services Inc.

7.2. AC Power Line With AC/DC Adapter

LINE 1 RESULTS

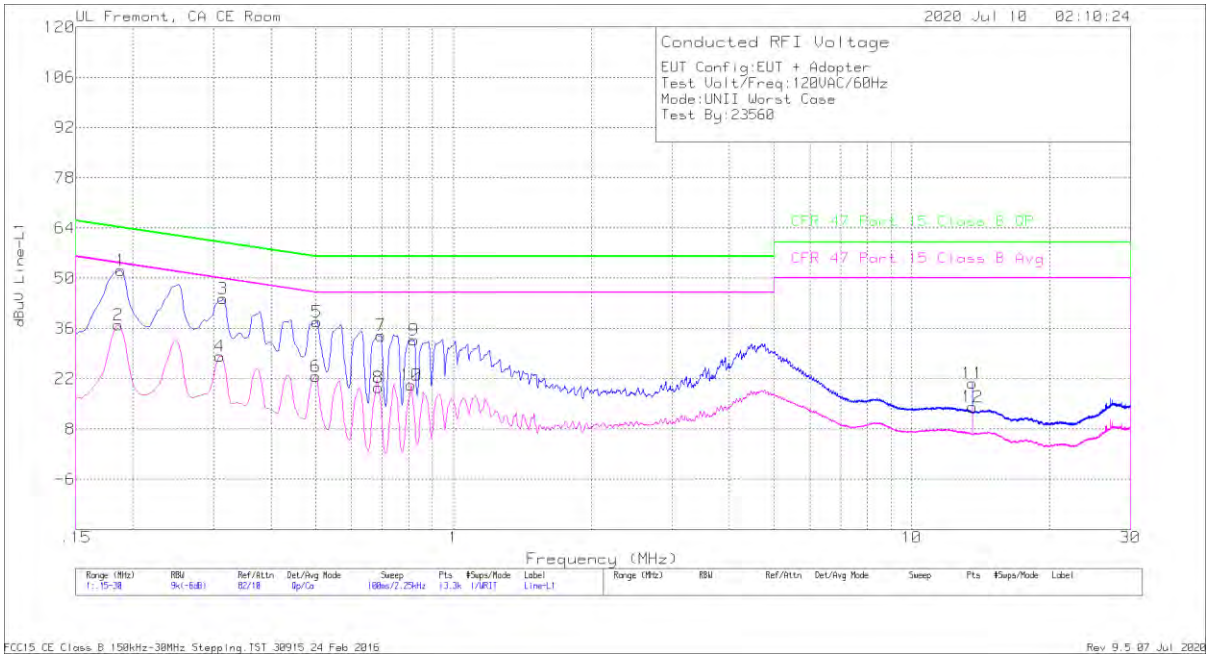

Range 1: Line-L1 .15 - 30MHz											
Marker	Frequency (MHz)	Meter Reading (dBuV)	Det	PRE0186446 LISN L1	LC Cables C1&C3	Limiter (dB)	Corrected Reading dBuV	CFR 47 Part 15 Class B QP	QP Margin (dB)	CFR 47 Part 15 Class B Avg	Av(CISPR)Margin (dB)
1	.18825	42.11	Qp	0	0	10	52.11	64.11	-12	-	-
2	.186	27	Ca	0	0	10	37	-	-	54.21	-17.21
3	.31425	34.35	Qp	0	0	10	44.35	59.86	-15.51	-	-
4	.30975	18.33	Ca	0	0	10	28.33	-	-	49.98	-21.65
5	.50325	27.91	Qp	0	0	10	37.91	56	-18.09	-	-
6	.501	12.64	Ca	0	0	10	22.64	-	-	46	-23.36
7	.6945	24.11	Qp	0	0	10	34.11	56	-21.89	-	-
8	.6855	9.55	Ca	0	0	10	19.55	-	-	46	-26.45
9	.8205	22.82	Qp	0	0	10	32.82	56	-23.18	-	-
10	.80925	10.17	Ca	0	0	10	20.17	-	-	46	-25.83
11	13.56	10.29	Qp	.1	.2	10.1	20.69	60	-39.31	-	-
12	13.56	3.73	Ca	.1	.2	10.1	14.13	-	-	50	-35.87

Qp - Quasi-Peak detector
Ca - CISPR average detection

UL VERIFICATION SERVICES INC.
47173 Benicia Street, Fremont, CA 94538; USA TEL:(510) 319-4000 FAX:(510) 661-0888
This report shall not be reproduced except in full, without the written approval of UL Verification Services Inc.

LINE 2 RESULTS

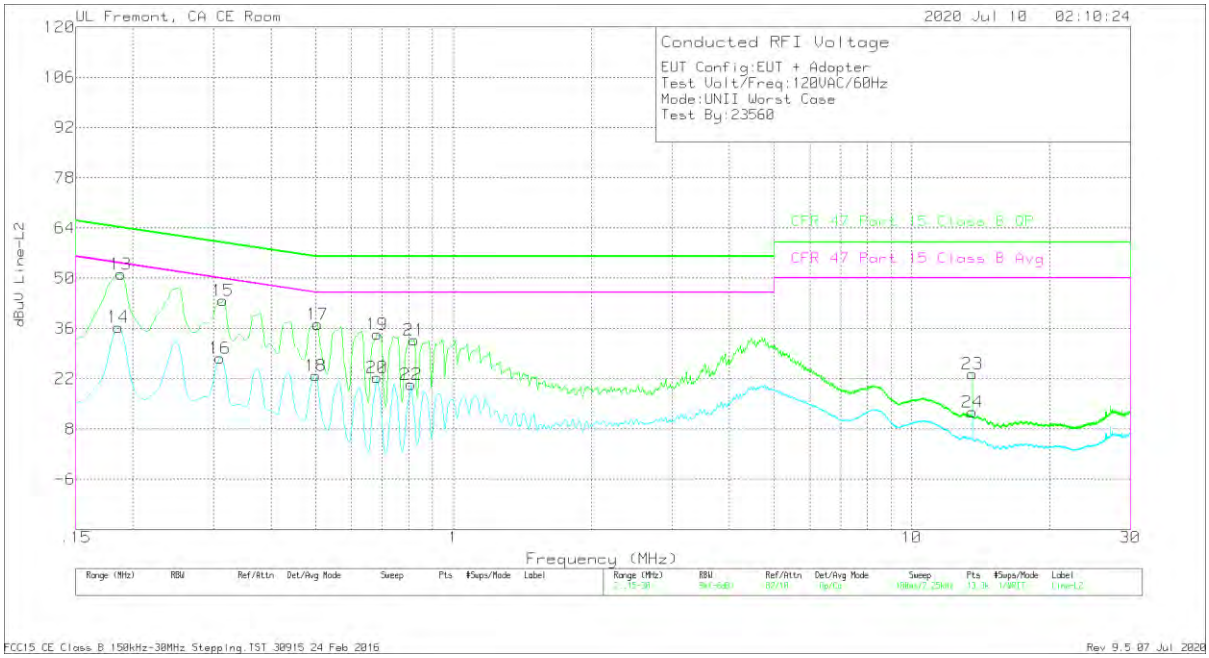

Range 2: Line-L2 .15 - 30MHz											
Marker	Frequency (MHz)	Meter Reading (dBuV)	Det	PRE0186446 LISN L2	LC Cables C2&C3	Limiter (dB)	Corrected Reading dBuV	CFR 47 Part 15 Class B QP	QP Margin (dB)	CFR 47 Part 15 Class B Avg	Av(CISPR)Margin (dB)
13	.18825	41.18	Qp	0	0	10	51.18	64.11	-12.93	-	-
14	.186	26.38	Ca	0	0	10	36.38	-	-	54.21	-17.83
15	.31425	33.78	Qp	0	0	10	43.78	59.86	-16.08	-	-
16	.30975	17.71	Ca	0	0	10	27.71	-	-	49.98	-22.27
17	.5055	27.22	Qp	0	0	10	37.22	56	-18.78	-	-
18	.501	12.86	Ca	0	0	10	22.86	-	-	46	-23.14
19	.681	24.35	Qp	0	0	10	34.35	56	-21.65	-	-
20	.681	12.4	Ca	0	0	10	22.4	-	-	46	-23.6
21	.8205	22.73	Qp	0	0	10	32.73	56	-23.27	-	-
22	.80925	10.34	Ca	0	0	10	20.34	-	-	46	-25.66
23	13.56	12.93	Qp	.1	.2	10.1	23.33	60	-36.67	-	-
24	13.56	2.33	Ca	.1	.2	10.1	12.73	-	-	50	-37.27

Qp - Quasi-Peak detector
Ca - CISPR average detection

UL VERIFICATION SERVICES INC.
47173 Benicia Street, Fremont, CA 94538; USA TEL:(510) 319-4000 FAX:(510) 661-0888
This report shall not be reproduced except in full, without the written approval of UL Verification Services Inc.

8. SETUP PHOTOS

Please refer to 13259315-EP1V1 for setup photos

END OF TEST REPORT

UL VERIFICATION SERVICES INC.
47173 Benicia Street, Fremont, CA 94538; USA TEL:(510) 319-4000 FAX:(510) 661-0888

This report shall not be reproduced except in full, without the written approval of UL Verification Services Inc.