HAC-RF Emission ANT1

Communication System: UID 10021 - CAA, GSM-FDD (TDMA, GMSK); Frequency: 824.2 MHz; Duty Cycle: 1:8.6896
Phantom section: RF Section
DASY5 Configuration:
- Probe: EF3DV3 - SN4041; ConvF(1, 1, 1) @ 824.2 MHz; Calibrated: 3/18/2020
- Sensor-Surface: (Fix Surface)
- Electronics: DAE4 Sn1257; Calibrated: 10/10/2019
- Phantom: HAC Test Arch with AMCC; Type: SD HAC P01 BB
- Measurement SW: DASY52, Version 52.10 (2);SEMCAD X Version 14.6.12 (7470)

GSM850 E-Field measurement/Voice_ch 128/Hearing Aid Compatibility Test (101x101x1): Interpolated grid: dx=0.5000 mm, dy=0.5000 mm

Device Reference Point: 0, 0, -6.3 mm
Reference Value = 50.10 V/m; Power Drift = 0.05 dB
Applied MIF = 3.63 dB
RF audio interference level = 34.97 dBV/m
Emission category: M4

MIF scaled E-field

Grid 1 **M4** **33.95 dBV/m**	Grid 2 **M4** **34.79 dBV/m**	Grid 3 **M4** **34.4 dBV/m**
Grid 4 **M4** **34.19 dBV/m**	Grid 5 **M4** **34.97 dBV/m**	Grid 6 **M4** **34.49 dBV/m**
Grid 7 **M4** **34.31 dBV/m**	Grid 8 **M4** **34.96 dBV/m**	Grid 9 **M4** **34.63 dBV/m**



0 dB = 56.01 V/m = 34.97 dBV/m

HAC-RF Emission ANT1

Communication System: UID 10021 - CAA, GSM-FDD (TDMA, GMSK); Frequency: 836.6 MHz; Duty Cycle: 1:8.6896
Phantom section: RF Section
DASY5 Configuration:
- Probe: EF3DV3 - SN4041; ConvF(1, 1, 1) @ 836.6 MHz; Calibrated: 3/18/2020
- Sensor-Surface: (Fix Surface)
- Electronics: DAE4 Sn1257; Calibrated: 10/10/2019
- Phantom: HAC Test Arch with AMCC; Type: SD HAC P01 BB
- Measurement SW: DASY52, Version 52.10 (2);SEMCAD X Version 14.6.12 (7470)

GSM850 E-Field measurement/Voice_ch 190/Hearing Aid Compatibility Test (101x101x1): Interpolated grid: dx=0.5000 mm, dy=0.5000 mm

Device Reference Point: 0, 0, -6.3 mm
Reference Value = 53.57 V/m; Power Drift = -0.04 dB
Applied MIF = 3.63 dB
RF audio interference level = 35.54 dBV/m
Emission category: M4

MIF scaled E-field

Grid 1 **M4** **34.74 dBV/m**	Grid 2 **M4** **35.41 dBV/m**	Grid 3 **M4** **34.95 dBV/m**
Grid 4 **M4** **34.86 dBV/m**	Grid 5 **M4** **35.54 dBV/m**	Grid 6 **M4** **35.04 dBV/m**
Grid 7 **M4** **34.87 dBV/m**	Grid 8 **M4** **35.56 dBV/m**	Grid 9 **M4** **35.23 dBV/m**



0 dB = 59.95 V/m = 35.56 dBV/m

HAC-RF Emission ANT1

Communication System: UID 10021 - CAA, GSM-FDD (TDMA, GMSK); Frequency: 848.6 MHz; Duty Cycle: 1:8.6896
Phantom section: RF Section
DASY5 Configuration:
- Probe: EF3DV3 - SN4041; ConvF(1, 1, 1) @ 848.6 MHz; Calibrated: 3/18/2020
- Sensor-Surface: (Fix Surface)
- Electronics: DAE4 Sn1257; Calibrated: 10/10/2019
- Phantom: HAC Test Arch with AMCC; Type: SD HAC P01 BB
- Measurement SW: DASY52, Version 52.10 (2);SEMCAD X Version 14.6.12 (7470)

GSM850 E-Field measurement/Voice_ch 251/Hearing Aid Compatibility Test (101x101x1): Interpolated grid: dx=0.5000 mm, dy=0.5000 mm

Device Reference Point: 0, 0, -6.3 mm
Reference Value = 61.62 V/m; Power Drift = 0.06 dB
Applied MIF = 3.63 dB
RF audio interference level = 37.07 dBV/m
Emission category: M4

MIF scaled E-field

Grid 1 **M4** **36.15 dBV/m**	Grid 2 **M4** **36.96 dBV/m**	Grid 3 **M4** **36.59 dBV/m**
Grid 4 **M4** **36.12 dBV/m**	Grid 5 **M4** **37.07 dBV/m**	Grid 6 **M4** **36.7 dBV/m**
Grid 7 **M4** **36 dBV/m**	Grid 8 **M4** **36.94 dBV/m**	Grid 9 **M4** **36.71 dBV/m**

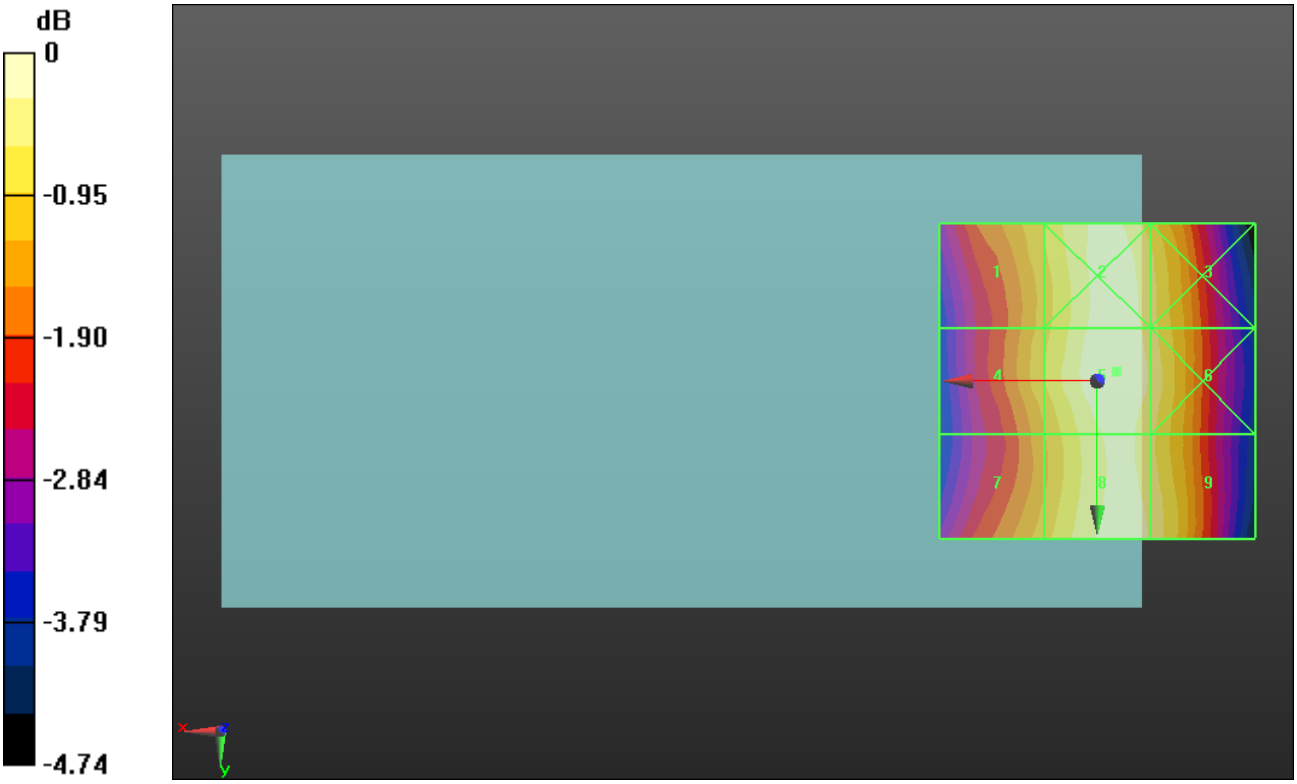

0 dB = 71.35 V/m = 37.07 dBV/m

HAC-RF Emission ANT1

Communication System: UID 10021 - CAA, GSM-FDD (TDMA, GMSK); Frequency: 1850.2 MHz; Duty Cycle: 1:8.6896
Phantom section: RF Section
DASY5 Configuration:
- Probe: EF3DV3 - SN4041; ConvF(1, 1, 1) @ 1850.2 MHz; Calibrated: 3/18/2020
- Sensor-Surface: (Fix Surface)
- Electronics: DAE4 Sn1257; Calibrated: 10/10/2019
- Phantom: HAC Test Arch with AMCC; Type: SD HAC P01 BB
- Measurement SW: DASY52, Version 52.10 (2);SEMCAD X Version 14.6.12 (7470)

GSM1900 E-Field measurement/Voice_ch 512/Hearing Aid Compatibility Test (101x101x1): Interpolated grid: dx=0.5000 mm, dy=0.5000 mm

Device Reference Point: 0, 0, -6.3 mm
Reference Value = 19.17 V/m; Power Drift = -0.05 dB
Applied MIF = 3.63 dB
RF audio interference level = 28.44 dBV/m
Emission category: M4

MIF scaled E-field

Grid 1 **M4** **23.79 dBV/m**	Grid 2 **M4** **28.29 dBV/m**	Grid 3 **M4** **28.36 dBV/m**
Grid 4 **M4** **24.28 dBV/m**	Grid 5 **M4** **28.44 dBV/m**	Grid 6 **M4** **28.5 dBV/m**
Grid 7 **M4** **26.51 dBV/m**	Grid 8 **M4** **28.15 dBV/m**	Grid 9 **M4** **28.22 dBV/m**



0 dB = 26.62 V/m = 28.50 dBV/m

HAC-RF Emission ANT1

Communication System: UID 10021 - CAA, GSM-FDD (TDMA, GMSK); Frequency: 1880 MHz; Duty Cycle: 1:8.6896
Phantom section: RF Section
DASY5 Configuration:
- Probe: EF3DV3 - SN4041; ConvF(1, 1, 1) @ 1880 MHz; Calibrated: 3/18/2020
- Sensor-Surface: (Fix Surface)
- Electronics: DAE4 Sn1257; Calibrated: 10/10/2019
- Phantom: HAC Test Arch with AMCC; Type: SD HAC P01 BB
- Measurement SW: DASY52, Version 52.10 (2);SEMCAD X Version 14.6.12 (7470)

GSM1900 E-Field measurement/Voice_ch 661/Hearing Aid Compatibility Test (101x101x1): Interpolated grid: dx=0.5000 mm, dy=0.5000 mm

Device Reference Point: 0, 0, -6.3 mm
Reference Value = 17.70 V/m; Power Drift = -0.14 dB
Applied MIF = 3.63 dB
RF audio interference level = 28.17 dBV/m
Emission category: M4

MIF scaled E-field

Grid 1 **M4** **24.23 dBV/m**	Grid 2 **M4** **28.36 dBV/m**	Grid 3 **M4** **28.41 dBV/m**
Grid 4 **M4** **23.72 dBV/m**	Grid 5 **M4** **28.17 dBV/m**	Grid 6 **M4** **28.23 dBV/m**
Grid 7 **M4** **26.02 dBV/m**	Grid 8 **M4** **26.94 dBV/m**	Grid 9 **M4** **27.05 dBV/m**



0 dB = 26.34 V/m = 28.41 dBV/m

HAC-RF Emission ANT1

Communication System: UID 10021 - CAA, GSM-FDD (TDMA, GMSK); Frequency: 1909.8 MHz; Duty Cycle: 1:8.6896
Phantom section: RF Section
DASY5 Configuration:
- Probe: EF3DV3 - SN4041; ConvF(1, 1, 1) @ 1909.8 MHz; Calibrated: 3/18/2020
- Sensor-Surface: (Fix Surface)
- Electronics: DAE4 Sn1257; Calibrated: 10/10/2019
- Phantom: HAC Test Arch with AMCC; Type: SD HAC P01 BB
- Measurement SW: DASY52, Version 52.10 (2);SEMCAD X Version 14.6.12 (7470)

GSM1900 E-Field measurement/Voice_ch 810/Hearing Aid Compatibility Test (101x101x1): Interpolated grid: dx=0.5000 mm, dy=0.5000 mm

Device Reference Point: 0, 0, -6.3 mm
Reference Value = 13.60 V/m; Power Drift = -0.05 dB
Applied MIF = 3.63 dB
RF audio interference level = 26.20 dBV/m
Emission category: M4

MIF scaled E-field

Grid 1 **M4** **22.34 dBV/m**	Grid 2 **M4** **27.04 dBV/m**	Grid 3 **M4** **27.07 dBV/m**
Grid 4 **M4** **21.95 dBV/m**	Grid 5 **M4** **26.21 dBV/m**	Grid 6 **M4** **26.34 dBV/m**
Grid 7 **M4** **25.95 dBV/m**	Grid 8 **M4** **24.88 dBV/m**	Grid 9 **M4** **24.77 dBV/m**

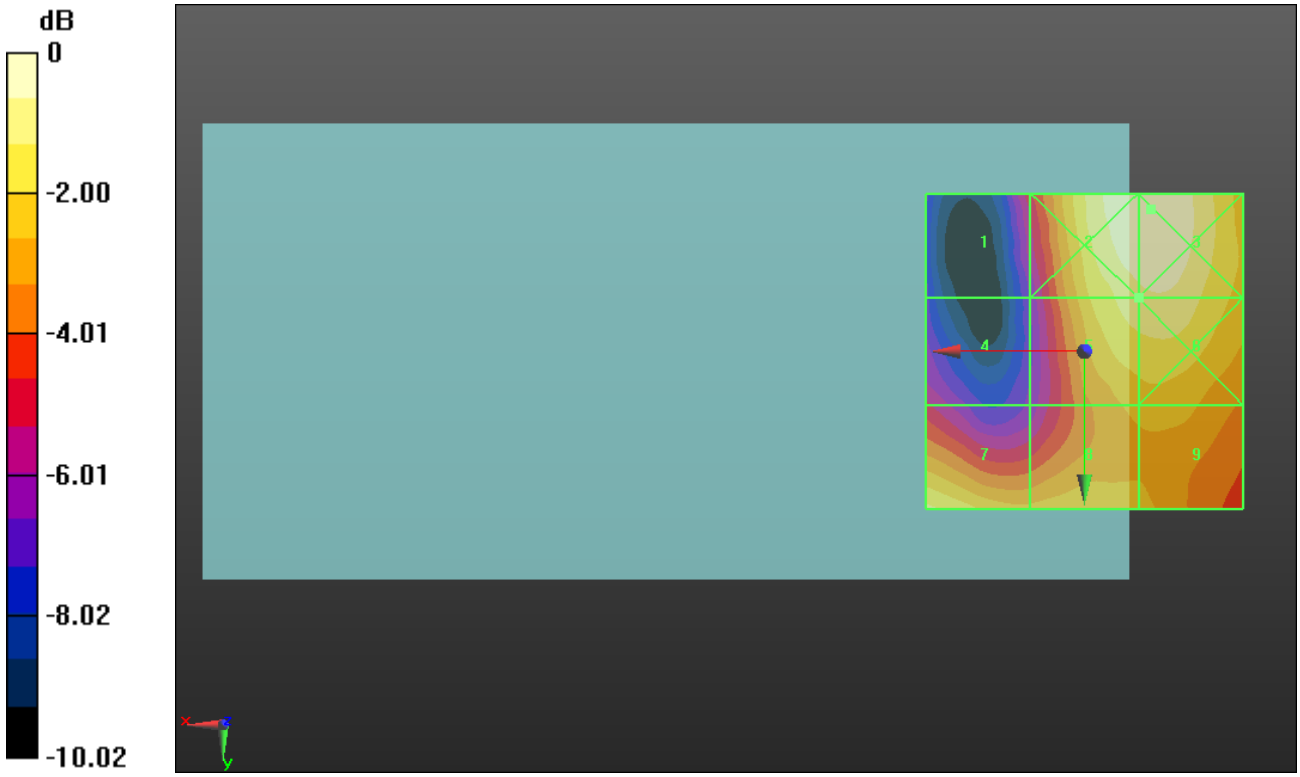

0 dB = 22.58 V/m = 27.07 dBV/m

HAC-RF Emission ANT1

Communication System: UID 10295 - AAB, CDMA2000, RC1, SO3, 1/8th Rate 25 fr.; Frequency: 824.7 MHz; Duty Cycle: 1:17.746
Phantom section: RF Section
DASY5 Configuration:
- Probe: EF3DV3 - SN4041; ConvF(1, 1, 1) @ 824.7 MHz; Calibrated: 3/18/2020
- Sensor-Surface: (Fix Surface)
- Electronics: DAE4 Sn1257; Calibrated: 10/10/2019
- Phantom: HAC Test Arch with AMCC; Type: SD HAC P01 BB
- Measurement SW: DASY52, Version 52.10 (2);SEMCAD X Version 14.6.12 (7470)

CDMA2000 BC0 E-Field measurement/RC1_SO3_Ch.1013/Hearing Aid Compatibility Test (101x101x1): Interpolated grid: dx=0.5000 mm, dy=0.5000 mm

Device Reference Point: 0, 0, -6.3 mm
Reference Value = 18.05 V/m; Power Drift = -0.00 dB
Applied MIF = 3.26 dB
RF audio interference level = 25.91 dBV/m
Emission category: M4

MIF scaled E-field

Grid 1 **M4** **24.93 dBV/m**	Grid 2 **M4** **25.7 dBV/m**	Grid 3 **M4** **25.49 dBV/m**
Grid 4 **M4** **24.91 dBV/m**	Grid 5 **M4** **25.91 dBV/m**	Grid 6 **M4** **25.58 dBV/m**
Grid 7 **M4** **25.07 dBV/m**	Grid 8 **M4** **25.79 dBV/m**	Grid 9 **M4** **25.59 dBV/m**

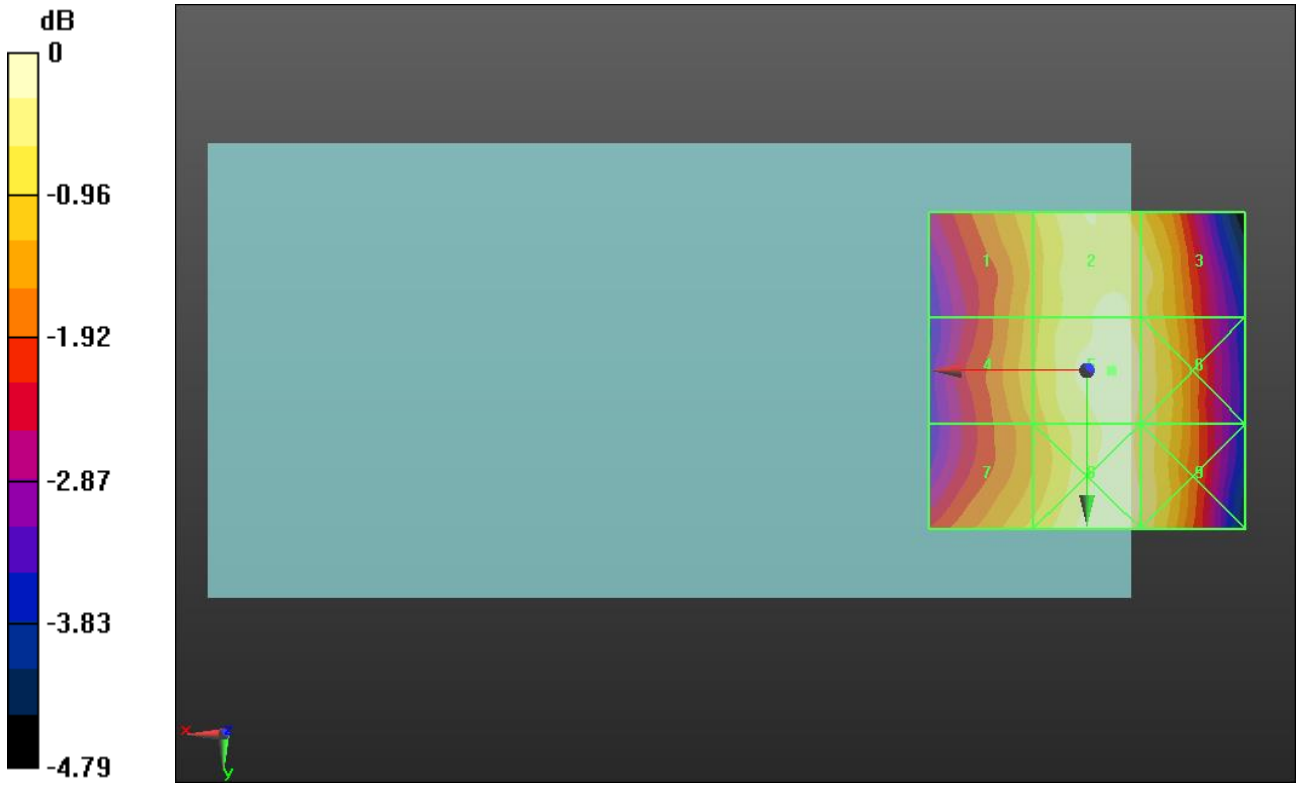

0 dB = 19.74 V/m = 25.91 dBV/m

HAC-RF Emission ANT1

Communication System: UID 10295 - AAB, CDMA2000, RC1, SO3, 1/8th Rate 25 fr.; Frequency: 836.52 MHz; Duty Cycle: 1:17.746
Phantom section: RF Section
DASY5 Configuration:
- Probe: EF3DV3 - SN4041; ConvF(1, 1, 1) @ 836.52 MHz; Calibrated: 3/18/2020
- Sensor-Surface: (Fix Surface)
- Electronics: DAE4 Sn1257; Calibrated: 10/10/2019
- Phantom: HAC Test Arch with AMCC; Type: SD HAC P01 BB
- Measurement SW: DASY52, Version 52.10 (2);SEMCAD X Version 14.6.12 (7470)

CDMA2000 BC0 E-Field measurement/RC1_SO3_Ch.384/Hearing Aid Compatibility Test (101x101x1): Interpolated grid: dx=0.5000 mm, dy=0.5000 mm

Device Reference Point: 0, 0, -6.3 mm
Reference Value = 17.81 V/m; Power Drift = -0.07 dB
Applied MIF = 3.26 dB
RF audio interference level = 26.03 dBV/m
Emission category: M4

MIF scaled E-field

Grid 1 **M4** **24.74 dBV/m**	Grid 2 **M4** **26.77 dBV/m**	Grid 3 **M4** **25.88 dBV/m**
Grid 4 **M4** **24.75 dBV/m**	Grid 5 **M4** **26.03 dBV/m**	Grid 6 **M4** **25.96 dBV/m**
Grid 7 **M4** **25.58 dBV/m**	Grid 8 **M4** **25.99 dBV/m**	Grid 9 **M4** **25.88 dBV/m**

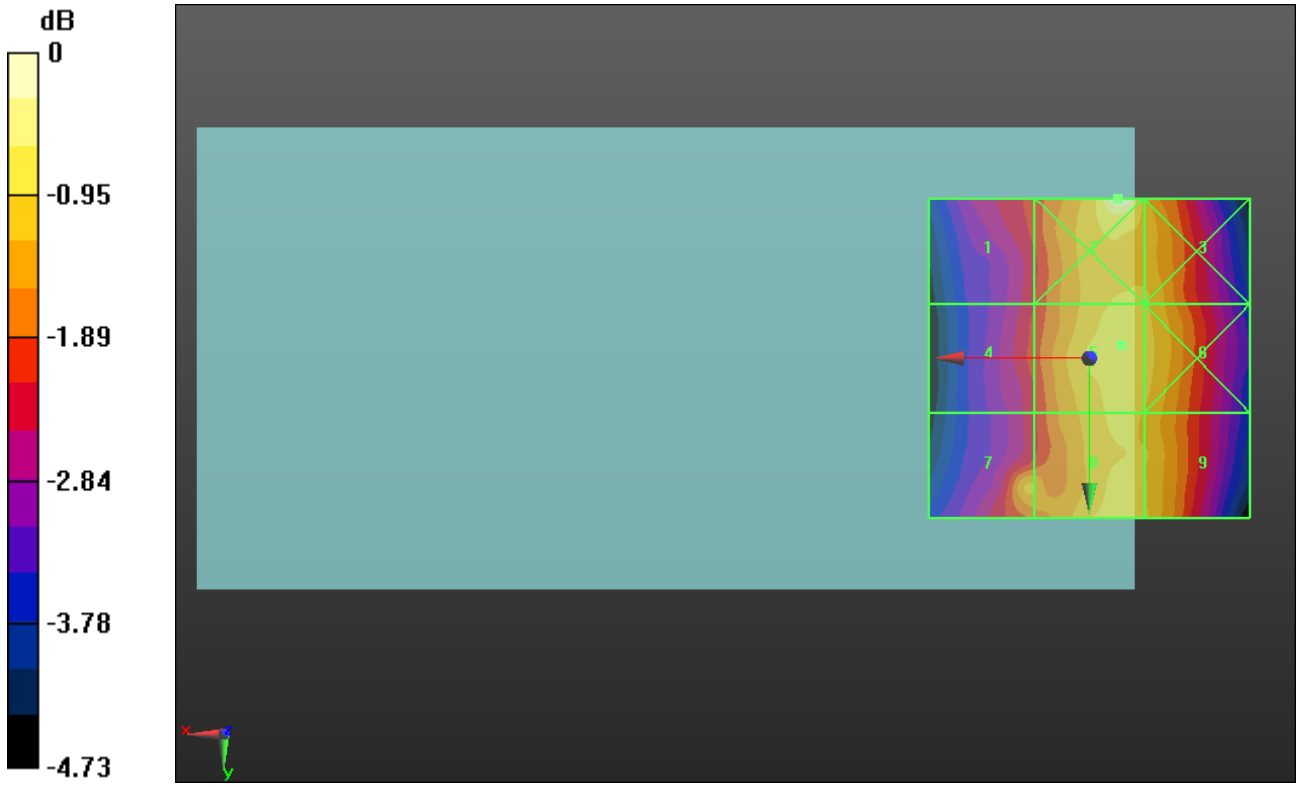

0 dB = 21.79 V/m = 26.77 dBV/m

HAC-RF Emission ANT1

Communication System: UID 10295 - AAB, CDMA2000, RC1, SO3, 1/8th Rate 25 fr.; Frequency: 848.31 MHz; Duty Cycle: 1:17.746
Phantom section: RF Section
DASY5 Configuration:
- Probe: EF3DV3 - SN4041; ConvF(1, 1, 1) @ 848.31 MHz; Calibrated: 3/18/2020
- Sensor-Surface: (Fix Surface)
- Electronics: DAE4 Sn1257; Calibrated: 10/10/2019
- Phantom: HAC Test Arch with AMCC; Type: SD HAC P01 BB
- Measurement SW: DASY52, Version 52.10 (2);SEMCAD X Version 14.6.12 (7470)

CDMA2000 BC0 E-Field measurement/RC1_SO3_Ch.777/Hearing Aid Compatibility Test (101x101x1): Interpolated grid: dx=0.5000 mm, dy=0.5000 mm

Device Reference Point: 0, 0, -6.3 mm
Reference Value = 17.27 V/m; Power Drift = -0.01 dB
Applied MIF = 3.26 dB
RF audio interference level = 26.09 dBV/m
Emission category: M4

MIF scaled E-field

Grid 1 **M4** **24.67 dBV/m**	Grid 2 **M4** **26.03 dBV/m**	Grid 3 **M4** **26.03 dBV/m**
Grid 4 **M4** **24.44 dBV/m**	Grid 5 **M4** **26.09 dBV/m**	Grid 6 **M4** **26.09 dBV/m**
Grid 7 **M4** **24.52 dBV/m**	Grid 8 **M4** **25.87 dBV/m**	Grid 9 **M4** **25.85 dBV/m**



0 dB = 20.16 V/m = 26.09 dBV/m

HAC-RF Emission ANT1

Communication System: UID 10295 - AAB, CDMA2000, RC1, SO3, 1/8th Rate 25 fr.; Frequency: 1851.25 MHz; Duty Cycle: 1:17.746
Phantom section: RF Section
DASY5 Configuration:
- Probe: EF3DV3 - SN4041; ConvF(1, 1, 1) @ 1851.25 MHz; Calibrated: 3/18/2020
- Sensor-Surface: (Fix Surface)
- Electronics: DAE4 Sn1257; Calibrated: 10/10/2019
- Phantom: HAC Test Arch with AMCC; Type: SD HAC P01 BB
- Measurement SW: DASY52, Version 52.10 (2);SEMCAD X Version 14.6.12 (7470)

CDMA2000 BC1 E-Field measurement/RC1_SO3_Ch.25/Hearing Aid Compatibility Test (101x101x1): Interpolated grid: dx=0.5000 mm, dy=0.5000 mm

Device Reference Point: 0, 0, -6.3 mm
Reference Value = 9.620 V/m; Power Drift = -0.20 dB
Applied MIF = 3.26 dB
RF audio interference level = 21.81 dBV/m
Emission category: M4

MIF scaled E-field

Grid 1 **M4** **17.77 dBV/m**	Grid 2 **M4** **21.81 dBV/m**	Grid 3 **M4** **21.93 dBV/m**
Grid 4 **M4** **18.16 dBV/m**	Grid 5 **M4** **21.78 dBV/m**	Grid 6 **M4** **21.9 dBV/m**
Grid 7 **M4** **19.67 dBV/m**	Grid 8 **M4** **21.59 dBV/m**	Grid 9 **M4** **21.83 dBV/m**



0 dB = 12.48 V/m = 21.92 dBV/m

HAC-RF Emission ANT1

Communication System: UID 10295 - AAB, CDMA2000, RC1, SO3, 1/8th Rate 25 fr.; Frequency: 1880 MHz; Duty Cycle: 1:17.746
Phantom section: RF Section
DASY5 Configuration:
- Probe: EF3DV3 - SN4041; ConvF(1, 1, 1) @ 1880 MHz; Calibrated: 3/18/2020
- Sensor-Surface: (Fix Surface)
- Electronics: DAE4 Sn1257; Calibrated: 10/10/2019
- Phantom: HAC Test Arch with AMCC; Type: SD HAC P01 BB
- Measurement SW: DASY52, Version 52.10 (2);SEMCAD X Version 14.6.12 (7470)

CDMA2000 BC1 E-Field measurement/RC1_SO3_Ch.600/Hearing Aid Compatibility Test (101x101x1): Interpolated grid: dx=0.5000 mm, dy=0.5000 mm

Device Reference Point: 0, 0, -6.3 mm
Reference Value = 7.574 V/m; Power Drift = 0.01 dB
Applied MIF = 3.26 dB
RF audio interference level = 20.46 dBV/m
Emission category: M4

MIF scaled E-field

Grid 1 **M4** **16.95 dBV/m**	Grid 2 **M4** **21.06 dBV/m**	Grid 3 **M4** **21.06 dBV/m**
Grid 4 **M4** **16.93 dBV/m**	Grid 5 **M4** **20.46 dBV/m**	Grid 6 **M4** **20.52 dBV/m**
Grid 7 **M4** **18.88 dBV/m**	Grid 8 **M4** **19.12 dBV/m**	Grid 9 **M4** **19.13 dBV/m**



0 dB = 11.30 V/m = 21.06 dBV/m

HAC-RF Emission ANT1

Communication System: UID 10295 - AAB, CDMA2000, RC1, SO3, 1/8th Rate 25 fr.; Frequency: 1908.75 MHz; Duty Cycle: 1:17.746
Phantom section: RF Section
DASY5 Configuration:
- Probe: EF3DV3 - SN4041; ConvF(1, 1, 1) @ 1908.75 MHz; Calibrated: 3/18/2020
- Sensor-Surface: (Fix Surface)
- Electronics: DAE4 Sn1257; Calibrated: 10/10/2019
- Phantom: HAC Test Arch with AMCC; Type: SD HAC P01 BB
- Measurement SW: DASY52, Version 52.10 (2);SEMCAD X Version 14.6.12 (7470)

CDMA2000 BC1 E-Field measurement/RC1_SO3_Ch.1175/Hearing Aid Compatibility Test (101x101x1): Interpolated grid: dx=0.5000 mm, dy=0.5000 mm

Device Reference Point: 0, 0, -6.3 mm
Reference Value = 6.735 V/m; Power Drift = -0.14 dB
Applied MIF = 3.26 dB
RF audio interference level = 19.44 dBV/m
Emission category: M4

MIF scaled E-field

Grid 1 **M4** **15.09 dBV/m**	Grid 2 **M4** **19.82 dBV/m**	Grid 3 **M4** **19.86 dBV/m**
Grid 4 **M4** **15.4 dBV/m**	Grid 5 **M4** **19.02 dBV/m**	Grid 6 **M4** **19.18 dBV/m**
Grid 7 **M4** **19.1 dBV/m**	Grid 8 **M4** **19.44 dBV/m**	Grid 9 **M4** **18.89 dBV/m**



0 dB = 9.841 V/m = 19.86 dBV/m

HAC-RF Emission ANT1

Communication System: UID 10295 - AAB, CDMA2000, RC1, SO3, 1/8th Rate 25 fr.; Frequency: 817.3 MHz; Duty Cycle: 1:17.746
Phantom section: RF Section
DASY5 Configuration:
- Probe: EF3DV3 - SN4041; ConvF(1, 1, 1) @ 817.3 MHz; Calibrated: 3/18/2020
- Sensor-Surface: (Fix Surface)
- Electronics: DAE4 Sn1257; Calibrated: 10/10/2019
- Phantom: HAC Test Arch with AMCC; Type: SD HAC P01 BB
- Measurement SW: DASY52, Version 52.10 (2);SEMCAD X Version 14.6.12 (7470)

CDMA2000 BC10 E-Field measurement/RC1_SO3_Ch.450/Hearing Aid Compatibility Test (101x101x1): Interpolated grid: dx=0.5000 mm, dy=0.5000 mm

Device Reference Point: 0, 0, -6.3 mm
Reference Value = 16.93 V/m; Power Drift = -0.01 dB
Applied MIF = 3.26 dB
RF audio interference level = 25.26 dBV/m
Emission category: M4

MIF scaled E-field

Grid 1 **M4** **24.41 dBV/m**	Grid 2 **M4** **25.09 dBV/m**	Grid 3 **M4** **24.81 dBV/m**
Grid 4 **M4** **24.37 dBV/m**	Grid 5 **M4** **25.26 dBV/m**	Grid 6 **M4** **25 dBV/m**
Grid 7 **M4** **24.45 dBV/m**	Grid 8 **M4** **25.32 dBV/m**	Grid 9 **M4** **25.05 dBV/m**



0 dB = 18.46 V/m = 25.32 dBV/m

HAC-RF Emission ANT1

Communication System: UID 10295 - AAB, CDMA2000, RC1, SO3, 1/8th Rate 25 fr.; Frequency: 820 MHz; Duty Cycle: 1:17.746
Phantom section: RF Section
DASY5 Configuration:
- Probe: EF3DV3 - SN4041; ConvF(1, 1, 1) @ 820 MHz; Calibrated: 3/18/2020
- Sensor-Surface: (Fix Surface)
- Electronics: DAE4 Sn1257; Calibrated: 10/10/2019
- Phantom: HAC Test Arch with AMCC; Type: SD HAC P01 BB
- Measurement SW: DASY52, Version 52.10 (2);SEMCAD X Version 14.6.12 (7470)

CDMA2000 BC10 E-Field measurement/RC1_SO3_Ch.560/Hearing Aid Compatibility Test (101x101x1): Interpolated grid: dx=0.5000 mm, dy=0.5000 mm

Device Reference Point: 0, 0, -6.3 mm
Reference Value = 17.61 V/m; Power Drift = 0.01 dB
Applied MIF = 3.26 dB
RF audio interference level = 25.71 dBV/m
Emission category: M4

MIF scaled E-field

Grid 1 **M4** **24.6 dBV/m**	Grid 2 **M4** **25.59 dBV/m**	Grid 3 **M4** **25.29 dBV/m**
Grid 4 **M4** **24.81 dBV/m**	Grid 5 **M4** **25.71 dBV/m**	Grid 6 **M4** **25.43 dBV/m**
Grid 7 **M4** **24.77 dBV/m**	Grid 8 **M4** **25.67 dBV/m**	Grid 9 **M4** **25.52 dBV/m**



0 dB = 19.30 V/m = 25.71 dBV/m

HAC-RF Emission ANT1

Communication System: UID 10295 - AAB, CDMA2000, RC1, SO3, 1/8th Rate 25 fr.; Frequency: 822.75 MHz; Duty Cycle: 1:17.746
Phantom section: RF Section
DASY5 Configuration:
- Probe: EF3DV3 - SN4041; ConvF(1, 1, 1) @ 822.75 MHz; Calibrated: 3/18/2020
- Sensor-Surface: (Fix Surface)
- Electronics: DAE4 Sn1257; Calibrated: 10/10/2019
- Phantom: HAC Test Arch with AMCC; Type: SD HAC P01 BB
- Measurement SW: DASY52, Version 52.10 (2);SEMCAD X Version 14.6.12 (7470)

CDMA2000 BC10 E-Field measurement/RC1_SO3_Ch.670/Hearing Aid Compatibility Test (101x101x1): Interpolated grid: dx=0.5000 mm, dy=0.5000 mm

Device Reference Point: 0, 0, -6.3 mm
Reference Value = 17.68 V/m; Power Drift = -0.02 dB
Applied MIF = 3.26 dB
RF audio interference level = 25.76 dBV/m
Emission category: M4

MIF scaled E-field

Grid 1 **M4** **24.67 dBV/m**	Grid 2 **M4** **25.61 dBV/m**	Grid 3 **M4** **25.34 dBV/m**
Grid 4 **M4** **24.75 dBV/m**	Grid 5 **M4** **25.76 dBV/m**	Grid 6 **M4** **25.59 dBV/m**
Grid 7 **M4** **24.72 dBV/m**	Grid 8 **M4** **25.73 dBV/m**	Grid 9 **M4** **25.48 dBV/m**



0 dB = 19.40 V/m = 25.76 dBV/m

HAC-RF Emission ANT1

Communication System: UID 10173 - CAG, LTE-TDD (SC-FDMA, 1 RB, 20 MHz, 16-QAM); Frequency: 2506 MHz; Duty Cycle: 1:8.87156
Phantom section: RF Section
DASY5 Configuration:
- Probe: EF3DV3 - SN4041; ConvF(1, 1, 1) @ 2506 MHz; Calibrated: 3/18/2020
- Sensor-Surface: (Fix Surface)
- Electronics: DAE4 Sn1257; Calibrated: 10/10/2019
- Phantom: HAC Test Arch with AMCC; Type: SD HAC P01 BB
- Measurement SW: DASY52, Version 52.10 (2);SEMCAD X Version 14.6.12 (7470)

LTE Band 41_E-Field measurement/SC-FDMA RB 1/49 20 MHz 16QAM Ch. 39750/Hearing Aid Compatibility Test (101x101x1): Interpolated grid: dx=0.5000 mm, dy=0.5000 mm

Device Reference Point: 0, 0, -6.3 mm
Reference Value = 7.169 V/m; Power Drift = -0.04 dB
Applied MIF = -1.44 dB
RF audio interference level = 17.81 dBV/m
Emission category: M4

MIF scaled E-field

Grid 1 **M4** **16.23 dBV/m**	Grid 2 **M4** **17.09 dBV/m**	Grid 3 **M4** **17.49 dBV/m**
Grid 4 **M4** **17.21 dBV/m**	Grid 5 **M4** **17.64 dBV/m**	Grid 6 **M4** **17.81 dBV/m**
Grid 7 **M4** **19.43 dBV/m**	Grid 8 **M4** **20.04 dBV/m**	Grid 9 **M4** **19.42 dBV/m**

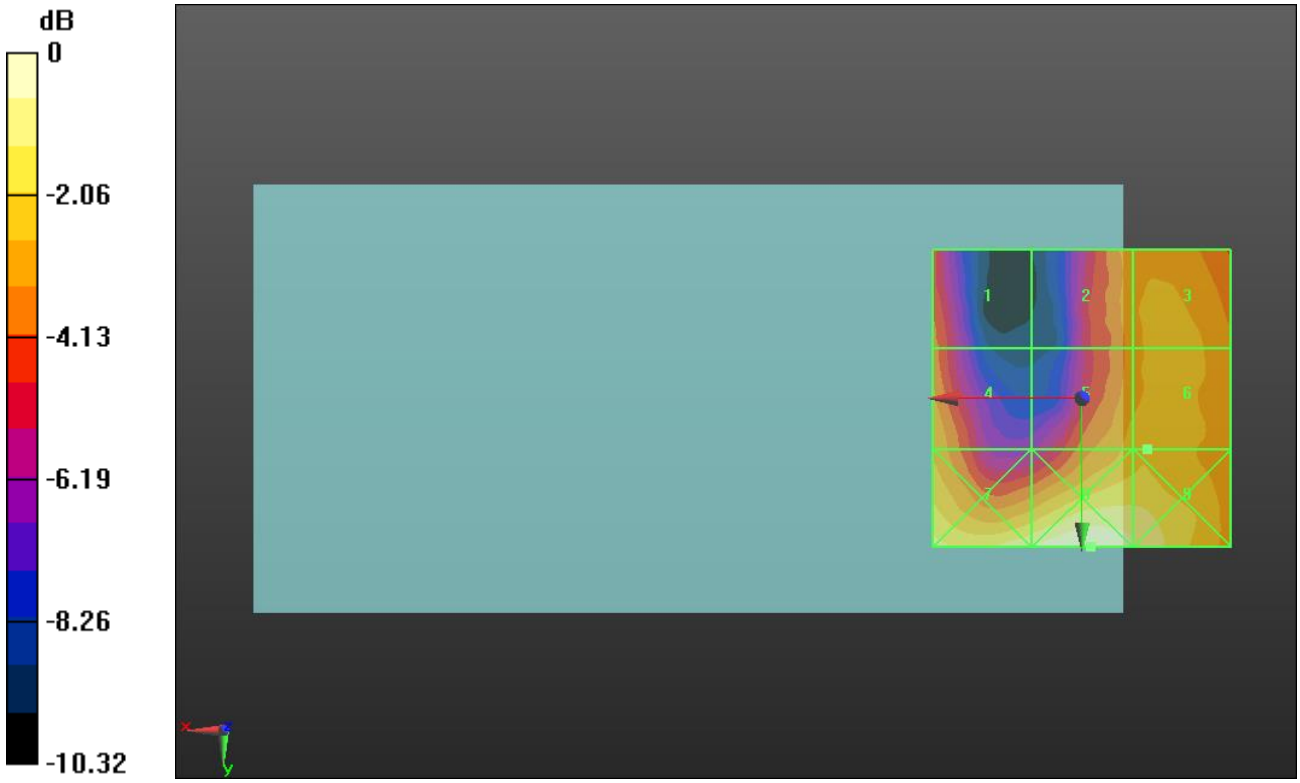

0 dB = 10.04 V/m = 20.03 dBV/m

HAC-RF Emission ANT1

Communication System: UID 10173 - CAG, LTE-TDD (SC-FDMA, 1 RB, 20 MHz, 16-QAM); Frequency: 2549.5 MHz; Duty Cycle: 1:8.87156
Phantom section: RF Section
DASY5 Configuration:
- Probe: EF3DV3 - SN4041; ConvF(1, 1, 1) @ 2549.5 MHz; Calibrated: 3/18/2020
- Sensor-Surface: (Fix Surface)
- Electronics: DAE4 Sn1257; Calibrated: 10/10/2019
- Phantom: HAC Test Arch with AMCC; Type: SD HAC P01 BB
- Measurement SW: DASY52, Version 52.10 (2);SEMCAD X Version 14.6.12 (7470)

LTE Band 41_E-Field measurement/SC-FDMA RB 1/49 20 MHz 16QAM Ch. 40185/Hearing Aid Compatibility Test (101x101x1): Interpolated grid: dx=0.5000 mm, dy=0.5000 mm

Device Reference Point: 0, 0, -6.3 mm
Reference Value = 8.312 V/m; Power Drift = -0.19 dB
Applied MIF = -1.44 dB
RF audio interference level = 19.72 dBV/m
Emission category: M4

MIF scaled E-field

Grid 1 **M4** **16.37 dBV/m**	Grid 2 **M4** **16.47 dBV/m**	Grid 3 **M4** **16.95 dBV/m**
Grid 4 **M4** **18.65 dBV/m**	Grid 5 **M4** **19.51 dBV/m**	Grid 6 **M4** **19.72 dBV/m**
Grid 7 **M4** **20.88 dBV/m**	Grid 8 **M4** **21.91 dBV/m**	Grid 9 **M4** **21.79 dBV/m**

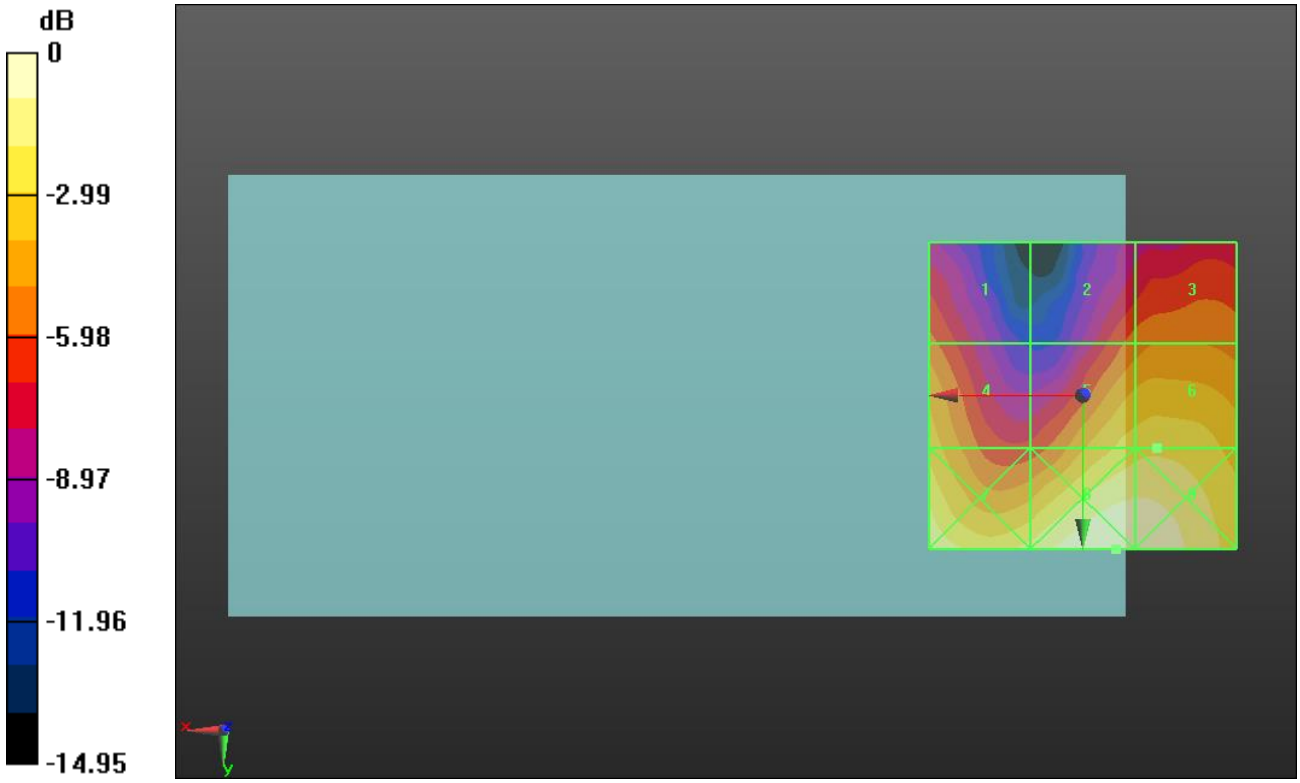

0 dB = 12.47 V/m = 21.92 dBV/m

HAC-RF Emission ANT1

Communication System: UID 10173 - CAG, LTE-TDD (SC-FDMA, 1 RB, 20 MHz, 16-QAM); Frequency: 2593 MHz; Duty Cycle: 1:8.87156
Phantom section: RF Section
DASY5 Configuration:
- Probe: EF3DV3 - SN4041; ConvF(1, 1, 1) @ 2593 MHz; Calibrated: 3/18/2020
- Sensor-Surface: (Fix Surface)
- Electronics: DAE4 Sn1257; Calibrated: 10/10/2019
- Phantom: HAC Test Arch with AMCC; Type: SD HAC P01 BB
- Measurement SW: DASY52, Version 52.10 (2);SEMCAD X Version 14.6.12 (7470)

LTE Band 41_E-Field measurement/SC-FDMA RB 1/49 20 MHz 16QAM Ch. 40620/Hearing Aid Compatibility Test (101x101x1): Interpolated grid: dx=0.5000 mm, dy=0.5000 mm

Device Reference Point: 0, 0, -6.3 mm
Reference Value = 9.781 V/m; Power Drift = -0.18 dB
Applied MIF = -1.44 dB
RF audio interference level = 20.55 dBV/m
Emission category: M4

MIF scaled E-field

Grid 1 **M4** **18.7 dBV/m**	Grid 2 **M4** **18.9 dBV/m**	Grid 3 **M4** **19.47 dBV/m**
Grid 4 **M4** **19.62 dBV/m**	Grid 5 **M4** **20.28 dBV/m**	Grid 6 **M4** **20.55 dBV/m**
Grid 7 **M4** **20.79 dBV/m**	Grid 8 **M4** **21.89 dBV/m**	Grid 9 **M4** **21.8 dBV/m**

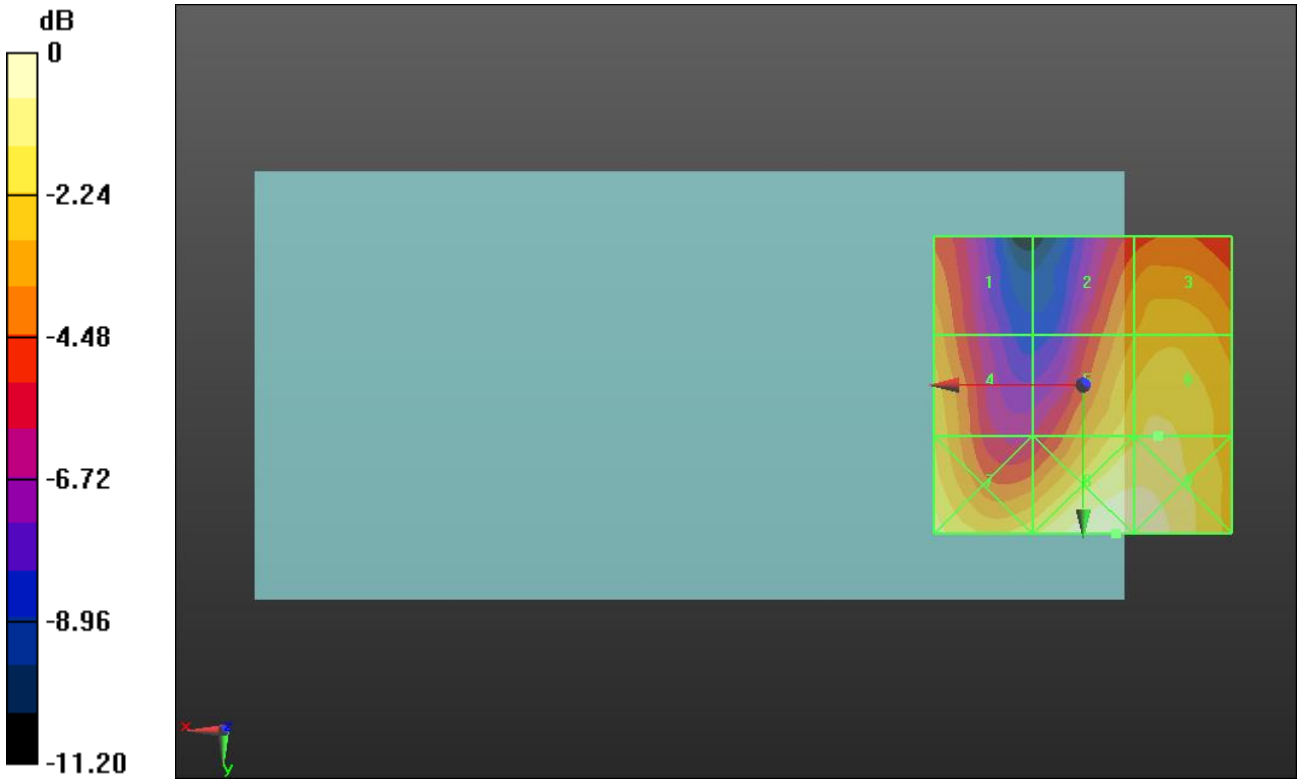

0 dB = 12.44 V/m = 21.90 dBV/m

HAC-RF Emission ANT1

Communication System: UID 10173 - CAG, LTE-TDD (SC-FDMA, 1 RB, 20 MHz, 16-QAM); Frequency: 2636.5 MHz; Duty Cycle: 1:8.87156
Phantom section: RF Section
DASY5 Configuration:
- Probe: EF3DV3 - SN4041; ConvF(1, 1, 1) @ 2636.5 MHz; Calibrated: 3/18/2020
- Sensor-Surface: (Fix Surface)
- Electronics: DAE4 Sn1257; Calibrated: 10/10/2019
- Phantom: HAC Test Arch with AMCC; Type: SD HAC P01 BB
- Measurement SW: DASY52, Version 52.10 (2);SEMCAD X Version 14.6.12 (7470)

LTE Band 41_E-Field measurement/SC-FDMA RB 1/49 20 MHz 16QAM Ch. 41055/Hearing Aid Compatibility Test (101x101x1): Interpolated grid: dx=0.5000 mm, dy=0.5000 mm

Device Reference Point: 0, 0, -6.3 mm
Reference Value = 8.312 V/m; Power Drift = -0.18 dB
Applied MIF = -1.44 dB
RF audio interference level = 20.00 dBV/m

Emission category: M4

MIF scaled E-field

Grid 1 **M4** **19.22 dBV/m**	Grid 2 **M4** **18.8 dBV/m**	Grid 3 **M4** **19.61 dBV/m**
Grid 4 **M4** **20 dBV/m**	Grid 5 **M4** **19.23 dBV/m**	Grid 6 **M4** **19.68 dBV/m**
Grid 7 **M4** **20.8 dBV/m**	Grid 8 **M4** **20.91 dBV/m**	Grid 9 **M4** **20.89 dBV/m**

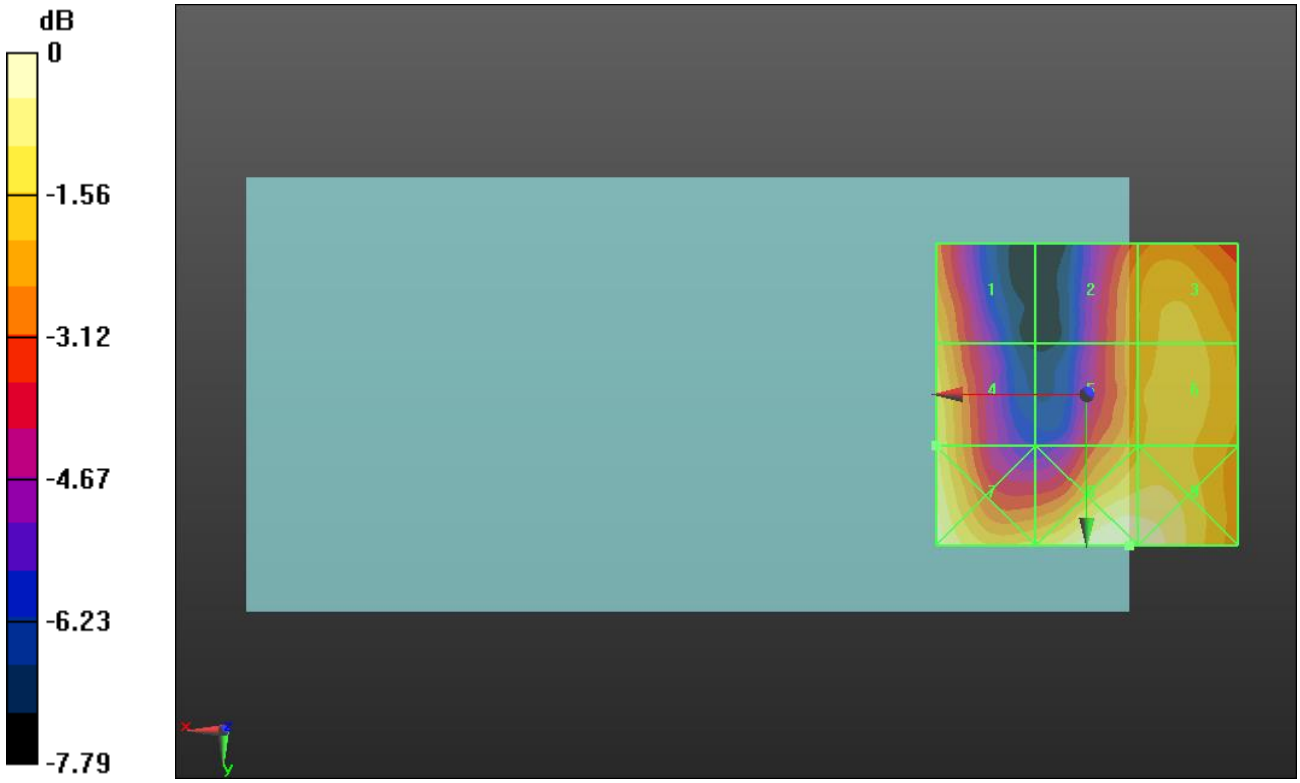

0 dB = 11.10 V/m = 20.91 dBV/m

HAC-RF Emission ANT1

Communication System: UID 10173 - CAG, LTE-TDD (SC-FDMA, 1 RB, 20 MHz, 16-QAM); Frequency: 2680 MHz; Duty Cycle: 1:8.87156
Phantom section: RF Section
DASY5 Configuration:
- Probe: EF3DV3 - SN4041; ConvF(1, 1, 1) @ 2680 MHz; Calibrated: 3/18/2020
- Sensor-Surface: (Fix Surface)
- Electronics: DAE4 Sn1257; Calibrated: 10/10/2019
- Phantom: HAC Test Arch with AMCC; Type: SD HAC P01 BB
- Measurement SW: DASY52, Version 52.10 (2);SEMCAD X Version 14.6.12 (7470)

LTE Band 41_E-Field measurement/SC-FDMA RB 1/49 20 MHz 16QAM Ch. 41490/Hearing Aid Compatibility Test (101x101x1): Interpolated grid: dx=0.5000 mm, dy=0.5000 mm

Device Reference Point: 0, 0, -6.3 mm
Reference Value = 8.814 V/m; Power Drift = -0.19 dB
Applied MIF = -1.44 dB
RF audio interference level = 20.05 dBV/m
Emission category: M4

MIF scaled E-field

Grid 1 **M4** **18.73 dBV/m**	Grid 2 **M4** **19.06 dBV/m**	Grid 3 **M4** **19.78 dBV/m**
Grid 4 **M4** **20.05 dBV/m**	Grid 5 **M4** **19.6 dBV/m**	Grid 6 **M4** **19.9 dBV/m**
Grid 7 **M4** **21.37 dBV/m**	Grid 8 **M4** **21.95 dBV/m**	Grid 9 **M4** **21.86 dBV/m**

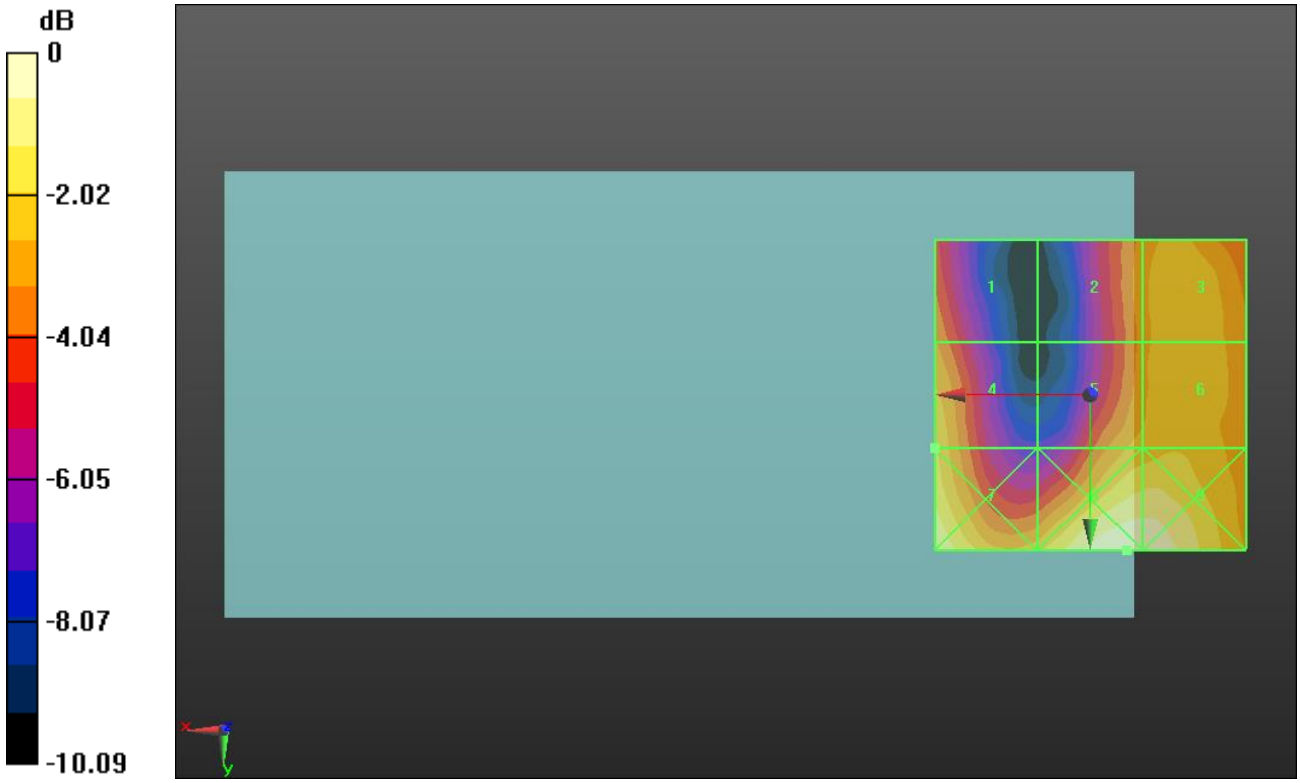

0 dB = 12.52 V/m = 21.95 dBV/m

HAC-RF Emission ANT1

Communication System: UID 10173 - CAG, LTE-TDD (SC-FDMA, 1 RB, 20 MHz, 16-QAM); Frequency: 2506 MHz; Duty Cycle: 1:8.87156
Phantom section: RF Section
DASY5 Configuration:
- Probe: EF3DV3 - SN4041; ConvF(1, 1, 1) @ 2506 MHz; Calibrated: 3/18/2020
- Sensor-Surface: (Fix Surface)
- Electronics: DAE4 Sn1257; Calibrated: 10/10/2019
- Phantom: HAC Test Arch with AMCC; Type: SD HAC P01 BB
- Measurement SW: DASY52, Version 52.10 (2);SEMCAD X Version 14.6.12 (7470)

LTE Band 41_Power Class 2 E-Field measurement/SC-FDMA RB 1/49 20 MHz 16QAM Ch. 39750/Hearing Aid Compatibility Test (101x101x1): Interpolated grid: dx=0.5000 mm, dy=0.5000 mm

Device Reference Point: 0, 0, -6.3 mm
Reference Value = 15.72 V/m; Power Drift = -0.06 dB
Applied MIF = -1.44 dB
RF audio interference level = 22.74 dBV/m
Emission category: M4

MIF scaled E-field

Grid 1 **M4** **18.38 dBV/m**	Grid 2 **M4** **22.07 dBV/m**	Grid 3 **M4** **22.29 dBV/m**
Grid 4 **M4** **19.55 dBV/m**	Grid 5 **M4** **22.66 dBV/m**	Grid 6 **M4** **22.74 dBV/m**
Grid 7 **M4** **23.06 dBV/m**	Grid 8 **M4** **24.03 dBV/m**	Grid 9 **M4** **23.78 dBV/m**



0 dB = 15.91 V/m = 24.03 dBV/m

HAC-RF Emission ANT1

Communication System: UID 10173 - CAG, LTE-TDD (SC-FDMA, 1 RB, 20 MHz, 16-QAM); Frequency: 2549.5 MHz; Duty Cycle: 1:8.87156
Phantom section: RF Section
DASY5 Configuration:
- Probe: EF3DV3 - SN4041; ConvF(1, 1, 1) @ 2549.5 MHz; Calibrated: 3/18/2020
- Sensor-Surface: (Fix Surface)
- Electronics: DAE4 Sn1257; Calibrated: 10/10/2019
- Phantom: HAC Test Arch with AMCC; Type: SD HAC P01 BB
- Measurement SW: DASY52, Version 52.10 (2);SEMCAD X Version 14.6.12 (7470)

LTE Band 41_Power Class 2 E-Field measurement/SC-FDMA RB 1/49 20 MHz 16QAM Ch. 40185/Hearing Aid Compatibility Test (101x101x1): Interpolated grid: dx=0.5000 mm, dy=0.5000 mm

Device Reference Point: 0, 0, -6.3 mm
Reference Value = 15.12 V/m; Power Drift = -0.16 dB
Applied MIF = -1.44 dB
RF audio interference level = 23.57 dBV/m
Emission category: M4

MIF scaled E-field

Grid 1 **M4** **18.2 dBV/m**	Grid 2 **M4** **21.32 dBV/m**	Grid 3 **M4** **21.73 dBV/m**
Grid 4 **M4** **20.41 dBV/m**	Grid 5 **M4** **23.42 dBV/m**	Grid 6 **M4** **23.57 dBV/m**
Grid 7 **M4** **23.8 dBV/m**	Grid 8 **M4** **25 dBV/m**	Grid 9 **M4** **24.9 dBV/m**



0 dB = 17.79 V/m = 25.00 dBV/m

HAC-RF Emission ANT1

Communication System: UID 10173 - CAG, LTE-TDD (SC-FDMA, 1 RB, 20 MHz, 16-QAM); Frequency: 2593 MHz; Duty Cycle: 1:8.87156
Phantom section: RF Section
DASY5 Configuration:
- Probe: EF3DV3 - SN4041; ConvF(1, 1, 1) @ 2593 MHz; Calibrated: 3/18/2020
- Sensor-Surface: (Fix Surface)
- Electronics: DAE4 Sn1257; Calibrated: 10/10/2019
- Phantom: HAC Test Arch with AMCC; Type: SD HAC P01 BB
- Measurement SW: DASY52, Version 52.10 (2);SEMCAD X Version 14.6.12 (7470)

LTE Band 41_Power Class 2 E-Field measurement/SC-FDMA RB 1/49 20 MHz 16QAM Ch. 40620/Hearing Aid Compatibility Test (101x101x1): Interpolated grid: dx=0.5000 mm, dy=0.5000 mm

Device Reference Point: 0, 0, -6.3 mm
Reference Value = 17.08 V/m; Power Drift = -0.05 dB
Applied MIF = -1.44 dB
RF audio interference level = 24.18 dBV/m
Emission category: M4

MIF scaled E-field

Grid 1 **M4** **20.85 dBV/m**	Grid 2 **M4** **23.04 dBV/m**	Grid 3 **M4** **23.39 dBV/m**
Grid 4 **M4** **21.98 dBV/m**	Grid 5 **M4** **24.11 dBV/m**	Grid 6 **M4** **24.23 dBV/m**
Grid 7 **M4** **24.18 dBV/m**	Grid 8 **M4** **25.1 dBV/m**	Grid 9 **M4** **24.95 dBV/m**



0 dB = 17.99 V/m = 25.10 dBV/m

HAC-RF Emission ANT1

Communication System: UID 10173 - CAG, LTE-TDD (SC-FDMA, 1 RB, 20 MHz, 16-QAM); Frequency: 2636.5 MHz; Duty Cycle: 1:8.87156
Phantom section: RF Section
DASY5 Configuration:
- Probe: EF3DV3 - SN4041; ConvF(1, 1, 1) @ 2636.5 MHz; Calibrated: 3/18/2020
- Sensor-Surface: (Fix Surface)
- Electronics: DAE4 Sn1257; Calibrated: 10/10/2019
- Phantom: HAC Test Arch with AMCC; Type: SD HAC P01 BB
- Measurement SW: DASY52, Version 52.10 (2);SEMCAD X Version 14.6.12 (7470)

LTE Band 41_Power Class 2 E-Field measurement/SC-FDMA RB 1/49 20 MHz 16QAM Ch. 41055/Hearing Aid Compatibility Test (101x101x1): Interpolated grid: dx=0.5000 mm, dy=0.5000 mm

Device Reference Point: 0, 0, -6.3 mm
Reference Value = 15.26 V/m; Power Drift = -0.14 dB
Applied MIF = -1.44 dB
RF audio interference level = 23.35 dBV/m
Emission category: M4

MIF scaled E-field

Grid 1 **M4** **21.31 dBV/m**	Grid 2 **M4** **22.9 dBV/m**	Grid 3 **M4** **23.27 dBV/m**
Grid 4 **M4** **22.14 dBV/m**	Grid 5 **M4** **23.14 dBV/m**	Grid 6 **M4** **23.35 dBV/m**
Grid 7 **M4** **24.03 dBV/m**	Grid 8 **M4** **24.3 dBV/m**	Grid 9 **M4** **24.19 dBV/m**



0 dB = 16.41 V/m = 24.30 dBV/m

HAC-RF Emission ANT1

Communication System: UID 10173 - CAG, LTE-TDD (SC-FDMA, 1 RB, 20 MHz, 16-QAM); Frequency: 2680 MHz; Duty Cycle: 1:8.87156
Phantom section: RF Section
DASY5 Configuration:
- Probe: EF3DV3 - SN4041; ConvF(1, 1, 1) @ 2680 MHz; Calibrated: 3/18/2020
- Sensor-Surface: (Fix Surface)
- Electronics: DAE4 Sn1257; Calibrated: 10/10/2019
- Phantom: HAC Test Arch with AMCC; Type: SD HAC P01 BB
- Measurement SW: DASY52, Version 52.10 (2);SEMCAD X Version 14.6.12 (7470)

LTE Band 41_Power Class 2 E-Field measurement/SC-FDMA RB 1/49 20 MHz 16QAM Ch. 41490/Hearing Aid Compatibility Test (101x101x1): Interpolated grid: dx=0.5000 mm, dy=0.5000 mm

Device Reference Point: 0, 0, -6.3 mm
Reference Value = 15.35 V/m; Power Drift = -0.15 dB
Applied MIF = -1.44 dB
RF audio interference level = 23.63 dBV/m
Emission category: M4

MIF scaled E-field

Grid 1 **M4** **21.19 dBV/m**	Grid 2 **M4** **23.08 dBV/m**	Grid 3 **M4** **23.6 dBV/m**
Grid 4 **M4** **21.94 dBV/m**	Grid 5 **M4** **23.39 dBV/m**	Grid 6 **M4** **23.63 dBV/m**
Grid 7 **M4** **24.31 dBV/m**	Grid 8 **M4** **24.92 dBV/m**	Grid 9 **M4** **24.83 dBV/m**

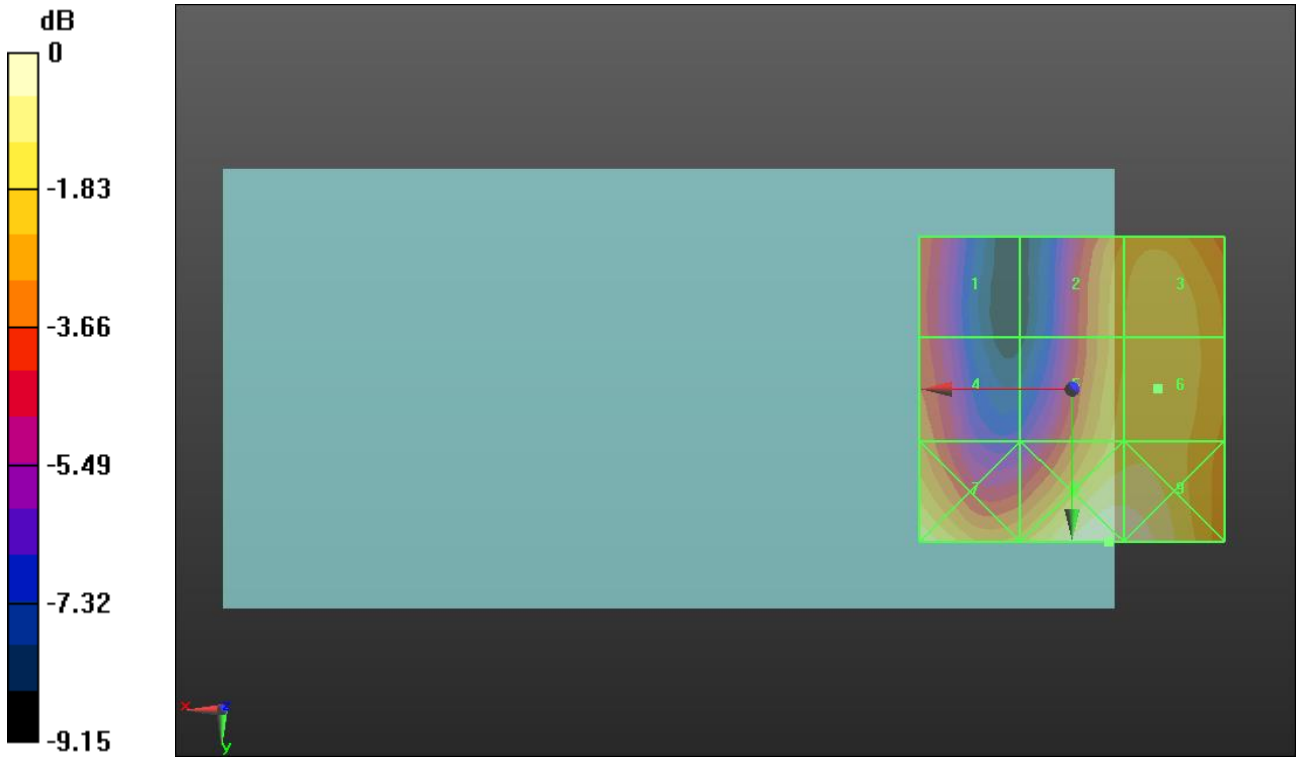

0 dB = 17.62 V/m = 24.92 dBV/m

HAC-RF Emission ANT2

Communication System: UID 10021 - CAA, GSM-FDD (TDMA, GMSK); Frequency: 824.2 MHz; Duty Cycle: 1:8.6896
Phantom section: RF Section
DASY5 Configuration:
- Probe: EF3DV3 - SN4041; ConvF(1, 1, 1) @ 824.2 MHz; Calibrated: 3/18/2020
- Sensor-Surface: (Fix Surface)
- Electronics: DAE4 Sn1257; Calibrated: 10/10/2019
- Phantom: HAC Test Arch with AMCC; Type: SD HAC P01 BB
- Measurement SW: DASY52, Version 52.10 (2);SEMCAD X Version 14.6.12 (7470)

GSM850 E-Field measurement/Voice_ch 128/Hearing Aid Compatibility Test (101x101x1): Interpolated grid: dx=0.5000 mm, dy=0.5000 mm

Device Reference Point: 0, 0, -6.3 mm
Reference Value = 99.81 V/m; Power Drift = -0.04 dB
Applied MIF = 3.63 dB
RF audio interference level = 39.86 dBV/m
Emission category: M4

MIF scaled E-field

Grid 1 **M4** **37.25 dBV/m**	Grid 2 **M4** **39.48 dBV/m**	Grid 3 **M4** **39.05 dBV/m**
Grid 4 **M4** **37.6 dBV/m**	Grid 5 **M4** **39.86 dBV/m**	Grid 6 **M4** **39.43 dBV/m**
Grid 7 **M4** **37.41 dBV/m**	Grid 8 **M4** **39.74 dBV/m**	Grid 9 **M4** **39.2 dBV/m**



0 dB = 98.40 V/m = 39.86 dBV/m

HAC-RF Emission ANT2

Communication System: UID 10021 - CAA, GSM-FDD (TDMA, GMSK); Frequency: 836.6 MHz; Duty Cycle: 1:8.6896
Phantom section: RF Section
DASY5 Configuration:
- Probe: EF3DV3 - SN4041; ConvF(1, 1, 1) @ 836.6 MHz; Calibrated: 3/18/2020
- Sensor-Surface: (Fix Surface)
- Electronics: DAE4 Sn1257; Calibrated: 10/10/2019
- Phantom: HAC Test Arch with AMCC; Type: SD HAC P01 BB
- Measurement SW: DASY52, Version 52.10 (2);SEMCAD X Version 14.6.12 (7470)

GSM850 E-Field measurement/Voice_ch 190/Hearing Aid Compatibility Test (101x101x1): Interpolated grid: dx=0.5000 mm, dy=0.5000 mm

Device Reference Point: 0, 0, -6.3 mm
Reference Value = 104.9 V/m; Power Drift = -0.09 dB
Applied MIF = 3.63 dB
RF audio interference level = 40.21 dBV/m
Emission category: M3

MIF scaled E-field

Grid 1 **M4** **37.57 dBV/m**	Grid 2 **M4** **39.74 dBV/m**	Grid 3 **M4** **39.32 dBV/m**
Grid 4 **M4** **37.94 dBV/m**	Grid 5 **M3** **40.21 dBV/m**	Grid 6 **M4** **39.72 dBV/m**
Grid 7 **M4** **37.8 dBV/m**	Grid 8 **M3** **40.14 dBV/m**	Grid 9 **M4** **39.57 dBV/m**



0 dB = 102.5 V/m = 40.21 dBV/m

HAC-RF Emission ANT2

Communication System: UID 10021 - CAA, GSM-FDD (TDMA, GMSK); Frequency: 848.6 MHz; Duty Cycle: 1:8.6896
Phantom section: RF Section
DASY5 Configuration:
- Probe: EF3DV3 - SN4041; ConvF(1, 1, 1) @ 848.6 MHz; Calibrated: 3/18/2020
- Sensor-Surface: (Fix Surface)
- Electronics: DAE4 Sn1257; Calibrated: 10/10/2019
- Phantom: HAC Test Arch with AMCC; Type: SD HAC P01 BB
- Measurement SW: DASY52, Version 52.10 (2);SEMCAD X Version 14.6.12 (7470)

GSM850 E-Field measurement/Voice_ch 251/Hearing Aid Compatibility Test (101x101x1): Interpolated grid: dx=0.5000 mm, dy=0.5000 mm

Device Reference Point: 0, 0, -6.3 mm
Reference Value = 106.3 V/m; Power Drift = -0.04 dB
Applied MIF = 3.63 dB
RF audio interference level = 40.27 dBV/m
Emission category: M3

MIF scaled E-field

Grid 1 **M4** **37.66 dBV/m**	Grid 2 **M4** **39.73 dBV/m**	Grid 3 **M4** **39.24 dBV/m**
Grid 4 **M4** **38.13 dBV/m**	Grid 5 **M3** **40.27 dBV/m**	Grid 6 **M4** **39.75 dBV/m**
Grid 7 **M4** **38.03 dBV/m**	Grid 8 **M3** **40.25 dBV/m**	Grid 9 **M4** **39.6 dBV/m**



0 dB = 103.2 V/m = 40.27 dBV/m

HAC-RF Emission ANT2

Communication System: UID 10021 - CAA, GSM-FDD (TDMA, GMSK); Frequency: 1850.2 MHz; Duty Cycle: 1:8.6896
Phantom section: RF Section
DASY5 Configuration:
- Probe: EF3DV3 - SN4041; ConvF(1, 1, 1) @ 1850.2 MHz; Calibrated: 3/18/2020
- Sensor-Surface: (Fix Surface)
- Electronics: DAE4 Sn1257; Calibrated: 10/10/2019
- Phantom: HAC Test Arch with AMCC; Type: SD HAC P01 BB
- Measurement SW: DASY52, Version 52.10 (2);SEMCAD X Version 14.6.12 (7470)

GSM1900 E-Field measurement/Voice_ch 512/Hearing Aid Compatibility Test (101x101x1): Interpolated grid: dx=0.5000 mm, dy=0.5000 mm

Device Reference Point: 0, 0, -6.3 mm
Reference Value = 14.83 V/m; Power Drift = -0.06 dB
Applied MIF = 3.63 dB
RF audio interference level = 26.81 dBV/m
Emission category: M4

MIF scaled E-field

Grid 1 **M3** **32.03 dBV/m**	Grid 2 **M3** **31.92 dBV/m**	Grid 3 **M4** **29.56 dBV/m**
Grid 4 **M4** **26.56 dBV/m**	Grid 5 **M4** **26.81 dBV/m**	Grid 6 **M4** **26.5 dBV/m**
Grid 7 **M4** **22.06 dBV/m**	Grid 8 **M4** **25.67 dBV/m**	Grid 9 **M4** **25.95 dBV/m**



0 dB = 39.93 V/m = 32.03 dBV/m

HAC-RF Emission ANT2

Communication System: UID 10021 - CAA, GSM-FDD (TDMA, GMSK); Frequency: 1880 MHz; Duty Cycle: 1:8.6896
Phantom section: RF Section
DASY5 Configuration:
- Probe: EF3DV3 - SN4041; ConvF(1, 1, 1) @ 1880 MHz; Calibrated: 3/18/2020
- Sensor-Surface: (Fix Surface)
- Electronics: DAE4 Sn1257; Calibrated: 10/10/2019
- Phantom: HAC Test Arch with AMCC; Type: SD HAC P01 BB
- Measurement SW: DASY52, Version 52.10 (2);SEMCAD X Version 14.6.12 (7470)

GSM1900 E-Field measurement/Voice_ch 661/Hearing Aid Compatibility Test (101x101x1): Interpolated grid: dx=0.5000 mm, dy=0.5000 mm

Device Reference Point: 0, 0, -6.3 mm
Reference Value = 15.46 V/m; Power Drift = -0.09 dB
Applied MIF = 3.63 dB
RF audio interference level = 26.88 dBV/m
Emission category: M4

MIF scaled E-field

Grid 1 **M3** **32.01 dBV/m**	Grid 2 **M3** **31.83 dBV/m**	Grid 3 **M4** **29.81 dBV/m**
Grid 4 **M4** **26.5 dBV/m**	Grid 5 **M4** **26.88 dBV/m**	Grid 6 **M4** **26.78 dBV/m**
Grid 7 **M4** **22.64 dBV/m**	Grid 8 **M4** **26 dBV/m**	Grid 9 **M4** **26.27 dBV/m**



0 dB = 39.86 V/m = 32.01 dBV/m

HAC-RF Emission ANT2

Communication System: UID 10021 - CAA, GSM-FDD (TDMA, GMSK); Frequency: 1909.8 MHz; Duty Cycle: 1:8.6896
Phantom section: RF Section
DASY5 Configuration:
- Probe: EF3DV3 - SN4041; ConvF(1, 1, 1) @ 1909.8 MHz; Calibrated: 3/18/2020
- Sensor-Surface: (Fix Surface)
- Electronics: DAE4 Sn1257; Calibrated: 10/10/2019
- Phantom: HAC Test Arch with AMCC; Type: SD HAC P01 BB
- Measurement SW: DASY52, Version 52.10 (2);SEMCAD X Version 14.6.12 (7470)

GSM1900 E-Field measurement/Voice_ch 810/Hearing Aid Compatibility Test (101x101x1): Interpolated grid: dx=0.5000 mm, dy=0.5000 mm

Device Reference Point: 0, 0, -6.3 mm
Reference Value = 15.54 V/m; Power Drift = -0.20 dB
Applied MIF = 3.63 dB
RF audio interference level = 26.78 dBV/m
Emission category: M4

MIF scaled E-field

Grid 1 **M3** **31.72 dBV/m**	Grid 2 **M3** **31.48 dBV/m**	Grid 3 **M4** **29.79 dBV/m**
Grid 4 **M4** **26.18 dBV/m**	Grid 5 **M4** **26.78 dBV/m**	Grid 6 **M4** **26.7 dBV/m**
Grid 7 **M4** **22.75 dBV/m**	Grid 8 **M4** **25.65 dBV/m**	Grid 9 **M4** **25.85 dBV/m**



0 dB = 38.55 V/m = 31.72 dBV/m

HAC-RF Emission ANT2

Communication System: UID 10295 - AAB, CDMA2000, RC1, SO3, 1/8th Rate 25 fr.; Frequency: 824.7 MHz; Duty Cycle: 1:17.746
Phantom section: RF Section
DASY5 Configuration:
- Probe: EF3DV3 - SN4041; ConvF(1, 1, 1) @ 824.7 MHz; Calibrated: 3/18/2020
- Sensor-Surface: (Fix Surface)
- Electronics: DAE4 Sn1257; Calibrated: 10/10/2019
- Phantom: HAC Test Arch with AMCC; Type: SD HAC P01 BB
- Measurement SW: DASY52, Version 52.10 (2);SEMCAD X Version 14.6.12 (7470)

CDMA2000 BC0 E-Field measurement/RC1_SO3_Ch.1013/Hearing Aid Compatibility Test (101x101x1): Interpolated grid: dx=0.5000 mm, dy=0.5000 mm

Device Reference Point: 0, 0, -6.3 mm
Reference Value = 47.98 V/m; Power Drift = 0.01 dB
Applied MIF = 3.26 dB
RF audio interference level = 32.48 dBV/m
Emission category: M4

MIF scaled E-field

Grid 1 **M4** **29.57 dBV/m**	Grid 2 **M4** **31.89 dBV/m**	Grid 3 **M4** **31.54 dBV/m**
Grid 4 **M4** **30.09 dBV/m**	Grid 5 **M4** **32.48 dBV/m**	Grid 6 **M4** **32 dBV/m**
Grid 7 **M4** **30.04 dBV/m**	Grid 8 **M4** **32.43 dBV/m**	Grid 9 **M4** **31.81 dBV/m**



0 dB = 42.09 V/m = 32.48 dBV/m

HAC-RF Emission ANT2

Communication System: UID 10295 - AAB, CDMA2000, RC1, SO3, 1/8th Rate 25 fr.; Frequency: 836.52 MHz; Duty Cycle: 1:17.746
Phantom section: RF Section
DASY5 Configuration:
- Probe: EF3DV3 - SN4041; ConvF(1, 1, 1) @ 836.52 MHz; Calibrated: 3/18/2020
- Sensor-Surface: (Fix Surface)
- Electronics: DAE4 Sn1257; Calibrated: 10/10/2019
- Phantom: HAC Test Arch with AMCC; Type: SD HAC P01 BB
- Measurement SW: DASY52, Version 52.10 (2);SEMCAD X Version 14.6.12 (7470)

CDMA2000 BC0 E-Field measurement/RC1_SO3_Ch.384/Hearing Aid Compatibility Test (101x101x1): Interpolated grid: dx=0.5000 mm, dy=0.5000 mm
Device Reference Point: 0, 0, -6.3 mm
Reference Value = 48.60 V/m; Power Drift = -0.06 dB
Applied MIF = 3.26 dB
RF audio interference level = 32.57 dBV/m
Emission category: M4

MIF scaled E-field

Grid 1 **M4** **29.45 dBV/m**	Grid 2 **M4** **31.91 dBV/m**	Grid 3 **M4** **31.51 dBV/m**
Grid 4 **M4** **30.15 dBV/m**	Grid 5 **M4** **32.57 dBV/m**	Grid 6 **M4** **32.07 dBV/m**
Grid 7 **M4** **30.14 dBV/m**	Grid 8 **M4** **32.57 dBV/m**	Grid 9 **M4** **31.97 dBV/m**



0 dB = 42.50 V/m = 32.57 dBV/m

HAC-RF Emission ANT2

Communication System: UID 10295 - AAB, CDMA2000, RC1, SO3, 1/8th Rate 25 fr.; Frequency: 848.31 MHz; Duty Cycle: 1:17.746
Phantom section: RF Section
DASY5 Configuration:
- Probe: EF3DV3 - SN4041; ConvF(1, 1, 1) @ 848.31 MHz; Calibrated: 3/18/2020
- Sensor-Surface: (Fix Surface)
- Electronics: DAE4 Sn1257; Calibrated: 10/10/2019
- Phantom: HAC Test Arch with AMCC; Type: SD HAC P01 BB
- Measurement SW: DASY52, Version 52.10 (2);SEMCAD X Version 14.6.12 (7470)

CDMA2000 BC0 E-Field measurement/RC1_SO3_Ch.777/Hearing Aid Compatibility Test (101x101x1): Interpolated grid: dx=0.5000 mm, dy=0.5000 mm

Device Reference Point: 0, 0, -6.3 mm
Reference Value = 48.00 V/m; Power Drift = 0.06 dB
Applied MIF = 3.26 dB
RF audio interference level = 32.61 dBV/m
Emission category: M4

MIF scaled E-field

Grid 1 **M4** **29.33 dBV/m**	Grid 2 **M4** **31.82 dBV/m**	Grid 3 **M4** **31.59 dBV/m**
Grid 4 **M4** **30.06 dBV/m**	Grid 5 **M4** **32.61 dBV/m**	Grid 6 **M4** **32.19 dBV/m**
Grid 7 **M4** **30.06 dBV/m**	Grid 8 **M4** **32.61 dBV/m**	Grid 9 **M4** **32.1 dBV/m**



0 dB = 42.73 V/m = 32.61 dBV/m

HAC-RF Emission ANT2

Communication System: UID 10295 - AAB, CDMA2000, RC1, SO3, 1/8th Rate 25 fr.; Frequency: 1851.25 MHz; Duty Cycle: 1:17.746
Phantom section: RF Section
DASY5 Configuration:
- Probe: EF3DV3 - SN4041; ConvF(1, 1, 1) @ 1851.25 MHz; Calibrated: 3/18/2020
- Sensor-Surface: (Fix Surface)
- Electronics: DAE4 Sn1257; Calibrated: 10/10/2019
- Phantom: HAC Test Arch with AMCC; Type: SD HAC P01 BB
- Measurement SW: DASY52, Version 52.10 (2);SEMCAD X Version 14.6.12 (7470)

CDMA2000 BC1 E-Field measurement/RC1_SO3_Ch.25/Hearing Aid Compatibility Test (101x101x1): Interpolated grid: dx=0.5000 mm, dy=0.5000 mm

Device Reference Point: 0, 0, -6.3 mm
Reference Value = 8.518 V/m; Power Drift = -0.17 dB
Applied MIF = 3.26 dB
RF audio interference level = 21.30 dBV/m
Emission category: M4

MIF scaled E-field

Grid 1 **M4** **26.5 dBV/m**	Grid 2 **M4** **26.36 dBV/m**	Grid 3 **M4** **23.62 dBV/m**
Grid 4 **M4** **21.3 dBV/m**	Grid 5 **M4** **21.25 dBV/m**	Grid 6 **M4** **20.36 dBV/m**
Grid 7 **M4** **17.6 dBV/m**	Grid 8 **M4** **19.5 dBV/m**	Grid 9 **M4** **19.55 dBV/m**



0 dB = 21.14 V/m = 26.50 dBV/m

HAC-RF Emission ANT2

Communication System: UID 10295 - AAB, CDMA2000, RC1, SO3, 1/8th Rate 25 fr.; Frequency: 1880 MHz; Duty Cycle: 1:17.746
Phantom section: RF Section
DASY5 Configuration:
- Probe: EF3DV3 - SN4041; ConvF(1, 1, 1) @ 1880 MHz; Calibrated: 3/18/2020
- Sensor-Surface: (Fix Surface)
- Electronics: DAE4 Sn1257; Calibrated: 10/10/2019
- Phantom: HAC Test Arch with AMCC; Type: SD HAC P01 BB
- Measurement SW: DASY52, Version 52.10 (2);SEMCAD X Version 14.6.12 (7470)

CDMA2000 BC1 E-Field measurement/RC1_SO3_Ch.600/Hearing Aid Compatibility Test (101x101x1): Interpolated grid: dx=0.5000 mm, dy=0.5000 mm

Device Reference Point: 0, 0, -6.3 mm
Reference Value = 8.433 V/m; Power Drift = -0.14 dB
Applied MIF = 3.26 dB
RF audio interference level = 21.20 dBV/m
Emission category: M4

MIF scaled E-field

Grid 1 **M4** **26.44 dBV/m**	Grid 2 **M4** **26.23 dBV/m**	Grid 3 **M4** **23.75 dBV/m**
Grid 4 **M4** **21.2 dBV/m**	Grid 5 **M4** **20.91 dBV/m**	Grid 6 **M4** **20.23 dBV/m**
Grid 7 **M4** **17.91 dBV/m**	Grid 8 **M4** **19.36 dBV/m**	Grid 9 **M4** **19.46 dBV/m**



0 dB = 21.00 V/m = 26.44 dBV/m

HAC-RF Emission ANT2

Communication System: UID 10295 - AAB, CDMA2000, RC1, SO3, 1/8th Rate 25 fr.; Frequency: 1908.75 MHz; Duty Cycle: 1:17.746
Phantom section: RF Section
DASY5 Configuration:
- Probe: EF3DV3 - SN4041; ConvF(1, 1, 1) @ 1908.75 MHz; Calibrated: 3/18/2020
- Sensor-Surface: (Fix Surface)
- Electronics: DAE4 Sn1257; Calibrated: 10/10/2019
- Phantom: HAC Test Arch with AMCC; Type: SD HAC P01 BB
- Measurement SW: DASY52, Version 52.10 (2);SEMCAD X Version 14.6.12 (7470)

CDMA2000 BC1 E-Field measurement/RC1_SO3_Ch.1175/Hearing Aid Compatibility Test (101x101x1): Interpolated grid: dx=0.5000 mm, dy=0.5000 mm

Device Reference Point: 0, 0, -6.3 mm
Reference Value = 8.525 V/m; Power Drift = 0.07 dB
Applied MIF = 3.26 dB
RF audio interference level = 20.89 dBV/m
Emission category: M4

MIF scaled E-field

Grid 1 **M4** **26.3 dBV/m**	Grid 2 **M4** **26.11 dBV/m**	Grid 3 **M4** **23.81 dBV/m**
Grid 4 **M4** **20.65 dBV/m**	Grid 5 **M4** **20.89 dBV/m**	Grid 6 **M4** **20.6 dBV/m**
Grid 7 **M4** **17.52 dBV/m**	Grid 8 **M4** **19.45 dBV/m**	Grid 9 **M4** **19.48 dBV/m**



0 dB = 20.65 V/m = 26.30 dBV/m

HAC-RF Emission ANT2

Communication System: UID 10295 - AAB, CDMA2000, RC1, SO3, 1/8th Rate 25 fr.; Frequency: 817.3 MHz; Duty Cycle: 1:17.746
Phantom section: RF Section
DASY5 Configuration:
- Probe: EF3DV3 - SN4041; ConvF(1, 1, 1) @ 817.3 MHz; Calibrated: 3/18/2020
- Sensor-Surface: (Fix Surface)
- Electronics: DAE4 Sn1257; Calibrated: 10/10/2019
- Phantom: HAC Test Arch with AMCC; Type: SD HAC P01 BB
- Measurement SW: DASY52, Version 52.10 (2);SEMCAD X Version 14.6.12 (7470)

CDMA2000 BC10 E-Field measurement/RC1_SO3_Ch.450/Hearing Aid Compatibility Test (101x101x1): Interpolated grid: dx=0.5000 mm, dy=0.5000 mm

Device Reference Point: 0, 0, -6.3 mm
Reference Value = 47.00 V/m; Power Drift = -0.06 dB
Applied MIF = 3.26 dB
RF audio interference level = 32.31 dBV/m
Emission category: M4

MIF scaled E-field

Grid 1 **M4** **29.32 dBV/m**	Grid 2 **M4** **31.76 dBV/m**	Grid 3 **M4** **31.37 dBV/m**
Grid 4 **M4** **29.86 dBV/m**	Grid 5 **M4** **32.31 dBV/m**	Grid 6 **M4** **31.84 dBV/m**
Grid 7 **M4** **29.79 dBV/m**	Grid 8 **M4** **32.26 dBV/m**	Grid 9 **M4** **31.71 dBV/m**



0 dB = 41.25 V/m = 32.31 dBV/m

HAC-RF Emission ANT2

Communication System: UID 10295 - AAB, CDMA2000, RC1, SO3, 1/8th Rate 25 fr.; Frequency: 820 MHz; Duty Cycle: 1:17.746
Phantom section: RF Section
DASY5 Configuration:
- Probe: EF3DV3 - SN4041; ConvF(1, 1, 1) @ 820 MHz; Calibrated: 3/18/2020
- Sensor-Surface: (Fix Surface)
- Electronics: DAE4 Sn1257; Calibrated: 10/10/2019
- Phantom: HAC Test Arch with AMCC; Type: SD HAC P01 BB
- Measurement SW: DASY52, Version 52.10 (2);SEMCAD X Version 14.6.12 (7470)

CDMA2000 BC10 E-Field measurement/RC1_SO3_Ch.560/Hearing Aid Compatibility Test (101x101x1): Interpolated grid: dx=0.5000 mm, dy=0.5000 mm

Device Reference Point: 0, 0, -6.3 mm
Reference Value = 47.09 V/m; Power Drift = 0.04 dB
Applied MIF = 3.26 dB
RF audio interference level = 32.35 dBV/m
Emission category: M4

MIF scaled E-field

Grid 1 **M4** **29.39 dBV/m**	Grid 2 **M4** **31.81 dBV/m**	Grid 3 **M4** **31.4 dBV/m**
Grid 4 **M4** **29.95 dBV/m**	Grid 5 **M4** **32.35 dBV/m**	Grid 6 **M4** **31.9 dBV/m**
Grid 7 **M4** **29.9 dBV/m**	Grid 8 **M4** **32.27 dBV/m**	Grid 9 **M4** **31.71 dBV/m**



0 dB = 41.46 V/m = 32.35 dBV/m

HAC-RF Emission ANT2

Communication System: UID 10295 - AAB, CDMA2000, RC1, SO3, 1/8th Rate 25 fr.; Frequency: 822.75 MHz; Duty Cycle: 1:17.746
Phantom section: RF Section
DASY5 Configuration:
- Probe: EF3DV3 - SN4041; ConvF(1, 1, 1) @ 822.75 MHz; Calibrated: 3/18/2020
- Sensor-Surface: (Fix Surface)
- Electronics: DAE4 Sn1257; Calibrated: 10/10/2019
- Phantom: HAC Test Arch with AMCC; Type: SD HAC P01 BB
- Measurement SW: DASY52, Version 52.10 (2);SEMCAD X Version 14.6.12 (7470)

CDMA2000 BC10 E-Field measurement/RC1_SO3_Ch.670/Hearing Aid Compatibility Test (101x101x1): Interpolated grid: dx=0.5000 mm, dy=0.5000 mm

Device Reference Point: 0, 0, -6.3 mm
Reference Value = 47.49 V/m; Power Drift = -0.02 dB
Applied MIF = 3.26 dB
RF audio interference level = 32.43 dBV/m
Emission category: M4

MIF scaled E-field

Grid 1 **M4** **29.5 dBV/m**	Grid 2 **M4** **31.84 dBV/m**	Grid 3 **M4** **31.42 dBV/m**
Grid 4 **M4** **30.03 dBV/m**	Grid 5 **M4** **32.43 dBV/m**	Grid 6 **M4** **31.95 dBV/m**
Grid 7 **M4** **29.99 dBV/m**	Grid 8 **M4** **32.37 dBV/m**	Grid 9 **M4** **31.81 dBV/m**



0 dB = 41.85 V/m = 32.43 dBV/m

HAC-RF Emission ANT2

Communication System: UID 10173 - CAG, LTE-TDD (SC-FDMA, 1 RB, 20 MHz, 16-QAM); Frequency: 2506 MHz; Duty Cycle: 1:8.87156
Phantom section: RF Section
DASY5 Configuration:
- Probe: EF3DV3 - SN4041; ConvF(1, 1, 1) @ 2506 MHz; Calibrated: 3/18/2020
- Sensor-Surface: (Fix Surface)
- Electronics: DAE4 Sn1257; Calibrated: 10/10/2019
- Phantom: HAC Test Arch with AMCC; Type: SD HAC P01 BB
- Measurement SW: DASY52, Version 52.10 (2);SEMCAD X Version 14.6.12 (7470)

LTE Band 41 E-Field measurement/SC-FDMA 1RB 20 MHz 16QAM Ch. 39750/Hearing Aid Compatibility Test (101x101x1): Interpolated grid: dx=0.5000 mm, dy=0.5000 mm

Device Reference Point: 0, 0, -6.3 mm
Reference Value = 36.18 V/m; Power Drift = -0.06 dB
Applied MIF = -1.44 dB
RF audio interference level = 29.14 dBV/m
Emission category: M4

MIF scaled E-field

Grid 1 **M4** **25.93 dBV/m**	Grid 2 **M4** **29.5 dBV/m**	Grid 3 **M4** **29.13 dBV/m**
Grid 4 **M4** **25.73 dBV/m**	Grid 5 **M4** **29.14 dBV/m**	Grid 6 **M4** **28.76 dBV/m**
Grid 7 **M4** **22.29 dBV/m**	Grid 8 **M4** **25.45 dBV/m**	Grid 9 **M4** **25.45 dBV/m**



0 dB = 29.84 V/m = 29.50 dBV/m

HAC-RF Emission ANT2

Communication System: UID 10173 - CAG, LTE-TDD (SC-FDMA, 1 RB, 20 MHz, 16-QAM); Frequency: 2549.5 MHz; Duty Cycle: 1:8.87156
Phantom section: RF Section
DASY5 Configuration:
- Probe: EF3DV3 - SN4041; ConvF(1, 1, 1) @ 2549.5 MHz; Calibrated: 3/18/2020
- Sensor-Surface: (Fix Surface)
- Electronics: DAE4 Sn1257; Calibrated: 10/10/2019
- Phantom: HAC Test Arch with AMCC; Type: SD HAC P01 BB
- Measurement SW: DASY52, Version 52.10 (2);SEMCAD X Version 14.6.12 (7470)

LTE Band 41 E-Field measurement/SC-FDMA 1RB 20 MHz 16QAM Ch. 40185/Hearing Aid Compatibility Test (101x101x1): Interpolated grid: dx=0.5000 mm, dy=0.5000 mm

Device Reference Point: 0, 0, -6.3 mm
Reference Value = 38.74 V/m; Power Drift = -0.04 dB
Applied MIF = -1.44 dB
RF audio interference level = 29.74 dBV/m
Emission category: M4

MIF scaled E-field

Grid 1 **M4** **26.59 dBV/m**	Grid 2 **M3** **30.12 dBV/m**	Grid 3 **M4** **29.74 dBV/m**
Grid 4 **M4** **26.38 dBV/m**	Grid 5 **M4** **29.74 dBV/m**	Grid 6 **M4** **29.35 dBV/m**
Grid 7 **M4** **22.48 dBV/m**	Grid 8 **M4** **26.03 dBV/m**	Grid 9 **M4** **26.04 dBV/m**



0 dB = 32.08 V/m = 30.12 dBV/m

HAC-RF Emission ANT2

Communication System: UID 10173 - CAG, LTE-TDD (SC-FDMA, 1 RB, 20 MHz, 16-QAM); Frequency: 2593 MHz; Duty Cycle: 1:8.87156
Phantom section: RF Section
DASY5 Configuration:
- Probe: EF3DV3 - SN4041; ConvF(1, 1, 1) @ 2593 MHz; Calibrated: 3/18/2020
- Sensor-Surface: (Fix Surface)
- Electronics: DAE4 Sn1257; Calibrated: 10/10/2019
- Phantom: HAC Test Arch with AMCC; Type: SD HAC P01 BB
- Measurement SW: DASY52, Version 52.10 (2);SEMCAD X Version 14.6.12 (7470)

LTE Band 41 E-Field measurement/SC-FDMA 1RB 20 MHz 16QAM Ch. 40620/Hearing Aid Compatibility Test (101x101x1): Interpolated grid: dx=0.5000 mm, dy=0.5000 mm

Device Reference Point: 0, 0, -6.3 mm
Reference Value = 41.48 V/m; Power Drift = -0.01 dB
Applied MIF = -1.44 dB
RF audio interference level = 30.05 dBV/m
Emission category: M3

MIF scaled E-field

Grid 1 **M4** **27.05 dBV/m**	Grid 2 **M3** **30.34 dBV/m**	Grid 3 **M4** **29.99 dBV/m**
Grid 4 **M4** **26.93 dBV/m**	Grid 5 **M3** **30.05 dBV/m**	Grid 6 **M4** **29.68 dBV/m**
Grid 7 **M4** **21.95 dBV/m**	Grid 8 **M4** **25.97 dBV/m**	Grid 9 **M4** **26 dBV/m**



0 dB = 32.89 V/m = 30.34 dBV/m

HAC-RF Emission ANT2

Communication System: UID 10173 - CAG, LTE-TDD (SC-FDMA, 1 RB, 20 MHz, 16-QAM); Frequency: 2636.5 MHz; Duty Cycle: 1:8.87156
Phantom section: RF Section
DASY5 Configuration:
- Probe: EF3DV3 - SN4041; ConvF(1, 1, 1) @ 2636.5 MHz; Calibrated: 3/18/2020
- Sensor-Surface: (Fix Surface)
- Electronics: DAE4 Sn1257; Calibrated: 10/10/2019
- Phantom: HAC Test Arch with AMCC; Type: SD HAC P01 BB
- Measurement SW: DASY52, Version 52.10 (2);SEMCAD X Version 14.6.12 (7470)

LTE Band 41 E-Field measurement/SC-FDMA 1RB 20 MHz 16QAM Ch. 41055/Hearing Aid Compatibility Test (101x101x1): Interpolated grid: dx=0.5000 mm, dy=0.5000 mm

Device Reference Point: 0, 0, -6.3 mm
Reference Value = 41.66 V/m; Power Drift = 0.02 dB
Applied MIF = -1.44 dB
RF audio interference level = 29.87 dBV/m
Emission category: M4

MIF scaled E-field

Grid 1 **M4** **27 dBV/m**	Grid 2 **M3** **30.1 dBV/m**	Grid 3 **M4** **29.73 dBV/m**
Grid 4 **M4** **26.93 dBV/m**	Grid 5 **M4** **29.87 dBV/m**	Grid 6 **M4** **29.48 dBV/m**
Grid 7 **M4** **21.67 dBV/m**	Grid 8 **M4** **25.72 dBV/m**	Grid 9 **M4** **25.73 dBV/m**



0 dB = 31.98 V/m = 30.10 dBV/m

HAC-RF Emission ANT2

Communication System: UID 10173 - CAG, LTE-TDD (SC-FDMA, 1 RB, 20 MHz, 16-QAM); Frequency: 2680 MHz; Duty Cycle: 1:8.87156
Phantom section: RF Section
DASY5 Configuration:
- Probe: EF3DV3 - SN4041; ConvF(1, 1, 1) @ 2680 MHz; Calibrated: 3/18/2020
- Sensor-Surface: (Fix Surface)
- Electronics: DAE4 Sn1257; Calibrated: 10/10/2019
- Phantom: HAC Test Arch with AMCC; Type: SD HAC P01 BB
- Measurement SW: DASY52, Version 52.10 (2);SEMCAD X Version 14.6.12 (7470)

LTE Band 41 E-Field measurement/SC-FDMA 1RB 20 MHz 16QAM Ch. 41490/Hearing Aid Compatibility Test (101x101x1): Interpolated grid: dx=0.5000 mm, dy=0.5000 mm

Device Reference Point: 0, 0, -6.3 mm
Reference Value = 42.28 V/m; Power Drift = 0.00 dB
Applied MIF = -1.44 dB
RF audio interference level = 29.97 dBV/m
Emission category: M4

MIF scaled E-field

Grid 1 **M4** **27.36 dBV/m**	Grid 2 **M3** **30.17 dBV/m**	Grid 3 **M4** **29.72 dBV/m**
Grid 4 **M4** **27.29 dBV/m**	Grid 5 **M4** **29.97 dBV/m**	Grid 6 **M4** **29.5 dBV/m**
Grid 7 **M4** **21.98 dBV/m**	Grid 8 **M4** **25.96 dBV/m**	Grid 9 **M4** **25.97 dBV/m**



0 dB = 32.24 V/m = 30.17 dBV/m

HAC-RF Emission ANT2

Communication System: UID 10173 - CAG, LTE-TDD (SC-FDMA, 1 RB, 20 MHz, 16-QAM); Frequency: 2506 MHz; Duty Cycle: 1:8.87156
Phantom section: RF Section
DASY5 Configuration:
- Probe: EF3DV3 - SN4041; ConvF(1, 1, 1) @ 2506 MHz; Calibrated: 3/18/2020
- Sensor-Surface: (Fix Surface)
- Electronics: DAE4 Sn1257; Calibrated: 10/10/2019
- Phantom: HAC Test Arch with AMCC; Type: SD HAC P01 BB
- Measurement SW: DASY52, Version 52.10 (2);SEMCAD X Version 14.6.12 (7470)

LTE Band 41_Power Class 2 E-Field measurement/SC-FDMA RB 1/49 20 MHz 16QAM Ch. 39750/Hearing Aid Compatibility Test (101x101x1): Interpolated grid: dx=0.5000 mm, dy=0.5000 mm

Device Reference Point: 0, 0, -6.3 mm
Reference Value = 57.59 V/m; Power Drift = 0.01 dB
Applied MIF = -1.44 dB
RF audio interference level = 32.15 dBV/m
Emission category: M3

MIF scaled E-field

Grid 1 **M4** **28.64 dBV/m**	Grid 2 **M3** **32.26 dBV/m**	Grid 3 **M3** **31.8 dBV/m**
Grid 4 **M4** **28.6 dBV/m**	Grid 5 **M3** **32.15 dBV/m**	Grid 6 **M3** **31.69 dBV/m**
Grid 7 **M4** **25.06 dBV/m**	Grid 8 **M4** **28.67 dBV/m**	Grid 9 **M4** **28.67 dBV/m**



0 dB = 41.03 V/m = 32.26 dBV/m

HAC-RF Emission ANT2

Communication System: UID 10173 - CAG, LTE-TDD (SC-FDMA, 1 RB, 20 MHz, 16-QAM); Frequency: 2549.5 MHz; Duty Cycle: 1:8.87156
Phantom section: RF Section
DASY5 Configuration:
- Probe: EF3DV3 - SN4041; ConvF(1, 1, 1) @ 2549.5 MHz; Calibrated: 3/18/2020
- Sensor-Surface: (Fix Surface)
- Electronics: DAE4 Sn1257; Calibrated: 10/10/2019
- Phantom: HAC Test Arch with AMCC; Type: SD HAC P01 BB
- Measurement SW: DASY52, Version 52.10 (2);SEMCAD X Version 14.6.12 (7470)

LTE Band 41_Power Class 2 E-Field measurement/SC-FDMA RB 1/49 20 MHz 16QAM Ch. 40185/Hearing Aid Compatibility Test (101x101x1): Interpolated grid: dx=0.5000 mm, dy=0.5000 mm

Device Reference Point: 0, 0, -6.3 mm
Reference Value = 61.57 V/m; Power Drift = -0.03 dB
Applied MIF = -1.44 dB
RF audio interference level = 32.62 dBV/m
Emission category: M3

MIF scaled E-field

Grid 1 **M4** **29.21 dBV/m**	Grid 2 **M3** **32.71 dBV/m**	Grid 3 **M3** **32.22 dBV/m**
Grid 4 **M4** **29.18 dBV/m**	Grid 5 **M3** **32.62 dBV/m**	Grid 6 **M3** **32.13 dBV/m**
Grid 7 **M4** **25.2 dBV/m**	Grid 8 **M4** **28.79 dBV/m**	Grid 9 **M4** **28.78 dBV/m**

mm



0 dB = 43.19 V/m = 32.71 dBV/m

HAC-RF Emission ANT2

Communication System: UID 10173 - CAG, LTE-TDD (SC-FDMA, 1 RB, 20 MHz, 16-QAM); Frequency: 2593 MHz; Duty Cycle: 1:8.87156
Phantom section: RF Section
DASY5 Configuration:
- Probe: EF3DV3 - SN4041; ConvF(1, 1, 1) @ 2593 MHz; Calibrated: 3/18/2020
- Sensor-Surface: (Fix Surface)
- Electronics: DAE4 Sn1257; Calibrated: 10/10/2019
- Phantom: HAC Test Arch with AMCC; Type: SD HAC P01 BB
- Measurement SW: DASY52, Version 52.10 (2);SEMCAD X Version 14.6.12 (7470)

LTE Band 41_Power Class 2 E-Field measurement/SC-FDMA RB 1/49 20 MHz 16QAM Ch. 40620/Hearing Aid Compatibility Test (101x101x1): Interpolated grid: dx=0.5000 mm, dy=0.5000 mm

Device Reference Point: 0, 0, -6.3 mm
Reference Value = 65.71 V/m; Power Drift = -0.01 dB
Applied MIF = -1.44 dB
RF audio interference level = 32.87 dBV/m
Emission category: M3

MIF scaled E-field

Grid 1 **M4** **29.77 dBV/m**	Grid 2 **M3** **32.91 dBV/m**	Grid 3 **M3** **32.36 dBV/m**
Grid 4 **M4** **29.77 dBV/m**	Grid 5 **M3** **32.87 dBV/m**	Grid 6 **M3** **32.32 dBV/m**
Grid 7 **M4** **25.27 dBV/m**	Grid 8 **M4** **28.74 dBV/m**	Grid 9 **M4** **28.74 dBV/m**



0 dB = 44.22 V/m = 32.91 dBV/m

HAC-RF Emission ANT2

Communication System: UID 10173 - CAG, LTE-TDD (SC-FDMA, 1 RB, 20 MHz, 16-QAM); Frequency: 2636.5 MHz; Duty Cycle: 1:8.87156
Phantom section: RF Section
DASY5 Configuration:
- Probe: EF3DV3 - SN4041; ConvF(1, 1, 1) @ 2636.5 MHz; Calibrated: 3/18/2020
- Sensor-Surface: (Fix Surface)
- Electronics: DAE4 Sn1257; Calibrated: 10/10/2019
- Phantom: HAC Test Arch with AMCC; Type: SD HAC P01 BB
- Measurement SW: DASY52, Version 52.10 (2);SEMCAD X Version 14.6.12 (7470)

LTE Band 41_Power Class 2 E-Field measurement/SC-FDMA RB 1/49 20 MHz 16QAM Ch. 41055/Hearing Aid Compatibility Test (101x101x1): Interpolated grid: dx=0.5000 mm, dy=0.5000 mm

Device Reference Point: 0, 0, -6.3 mm
Reference Value = 67.52 V/m; Power Drift = 0.01 dB
Applied MIF = -1.44 dB
RF audio interference level = 32.98 dBV/m
Emission category: M3

MIF scaled E-field

Grid 1 **M3** **30.14 dBV/m**	Grid 2 **M3** **33.02 dBV/m**	Grid 3 **M3** **32.54 dBV/m**
Grid 4 **M3** **30.14 dBV/m**	Grid 5 **M3** **32.98 dBV/m**	Grid 6 **M3** **32.5 dBV/m**
Grid 7 **M4** **25.86 dBV/m**	Grid 8 **M4** **28.68 dBV/m**	Grid 9 **M4** **28.68 dBV/m**



0 dB = 44.77 V/m = 33.02 dBV/m

HAC-RF Emission ANT2

Communication System: UID 10173 - CAG, LTE-TDD (SC-FDMA, 1 RB, 20 MHz, 16-QAM); Frequency: 2680 MHz; Duty Cycle: 1:8.87156
Phantom section: RF Section
DASY5 Configuration:
- Probe: EF3DV3 - SN4041; ConvF(1, 1, 1) @ 2680 MHz; Calibrated: 3/18/2020
- Sensor-Surface: (Fix Surface)
- Electronics: DAE4 Sn1257; Calibrated: 10/10/2019
- Phantom: HAC Test Arch with AMCC; Type: SD HAC P01 BB
- Measurement SW: DASY52, Version 52.10 (2);SEMCAD X Version 14.6.12 (7470)

LTE Band 41_Power Class 2 E-Field measurement/SC-FDMA RB 1/49 20 MHz 16QAM Ch. 41490/Hearing Aid Compatibility Test (101x101x1): Interpolated grid: dx=0.5000 mm, dy=0.5000 mm

Device Reference Point: 0, 0, -6.3 mm
Reference Value = 65.62 V/m; Power Drift = 0.04 dB
Applied MIF = -1.44 dB
RF audio interference level = 32.72 dBV/m
Emission category: M3

MIF scaled E-field

Grid 1 **M3** **30.05 dBV/m**	Grid 2 **M3** **32.76 dBV/m**	Grid 3 **M3** **32.24 dBV/m**
Grid 4 **M3** **30.05 dBV/m**	Grid 5 **M3** **32.72 dBV/m**	Grid 6 **M3** **32.22 dBV/m**
Grid 7 **M4** **25.72 dBV/m**	Grid 8 **M4** **28.42 dBV/m**	Grid 9 **M4** **28.41 dBV/m**



0 dB = 43.43 V/m = 32.76 dBV/m

HAC-RF Emission ANT3

Communication System: UID 10021 - CAA, GSM-FDD (TDMA, GMSK); Frequency: 1850.2 MHz; Duty Cycle: 1:8.6896
Phantom section: RF Section
DASY5 Configuration:
- Probe: EF3DV3 - SN4041; ConvF(1, 1, 1) @ 1850.2 MHz; Calibrated: 3/18/2020
- Sensor-Surface: (Fix Surface)
- Electronics: DAE4 Sn1257; Calibrated: 10/10/2019
- Phantom: HAC Test Arch with AMCC; Type: SD HAC P01 BB
- Measurement SW: DASY52, Version 52.10 (2);SEMCAD X Version 14.6.12 (7470)

GSM1900 E-Field measurement/Voice_ch 512/Hearing Aid Compatibility Test (101x101x1): Interpolated grid: dx=0.5000 mm, dy=0.5000 mm

Device Reference Point: 0, 0, -6.3 mm
Reference Value = 15.92 V/m; Power Drift = -0.04 dB
Applied MIF = 3.63 dB
RF audio interference level = 29.51 dBV/m
Emission category: M4

MIF scaled E-field

Grid 1 **M4** **27.92 dBV/m**	Grid 2 **M4** **27.37 dBV/m**	Grid 3 **M4** **26.01 dBV/m**
Grid 4 **M4** **25.13 dBV/m**	Grid 5 **M4** **29.51 dBV/m**	Grid 6 **M4** **29.63 dBV/m**
Grid 7 **M4** **28.39 dBV/m**	Grid 8 **M3** **31.87 dBV/m**	Grid 9 **M3** **31.88 dBV/m**



0 dB = 39.24 V/m = 31.87 dBV/m

HAC-RF Emission ANT3

Communication System: UID 10021 - CAA, GSM-FDD (TDMA, GMSK); Frequency: 1880 MHz; Duty Cycle: 1:8.6896
Phantom section: RF Section
DASY5 Configuration:
- Probe: EF3DV3 - SN4041; ConvF(1, 1, 1) @ 1880 MHz; Calibrated: 3/18/2020
- Sensor-Surface: (Fix Surface)
- Electronics: DAE4 Sn1257; Calibrated: 10/10/2019
- Phantom: HAC Test Arch with AMCC; Type: SD HAC P01 BB
- Measurement SW: DASY52, Version 52.10 (2);SEMCAD X Version 14.6.12 (7470)

GSM1900 E-Field measurement/Voice_ch 661/Hearing Aid Compatibility Test (101x101x1): Interpolated grid: dx=0.5000 mm, dy=0.5000 mm

Device Reference Point: 0, 0, -6.3 mm
Reference Value = 13.77 V/m; Power Drift = -0.18 dB
Applied MIF = 3.63 dB
RF audio interference level = 28.44 dBV/m
Emission category: M4

MIF scaled E-field

Grid 1 **M4** **28.37 dBV/m**	Grid 2 **M4** **28.44 dBV/m**	Grid 3 **M4** **27.57 dBV/m**
Grid 4 **M4** **24.26 dBV/m**	Grid 5 **M4** **28.17 dBV/m**	Grid 6 **M4** **28.34 dBV/m**
Grid 7 **M4** **26.69 dBV/m**	Grid 8 **M3** **30.64 dBV/m**	Grid 9 **M3** **30.66 dBV/m**



0 dB = 34.11 V/m = 30.66 dBV/m

HAC-RF Emission ANT3

Communication System: UID 10021 - CAA, GSM-FDD (TDMA, GMSK); Frequency: 1909.8 MHz; Duty Cycle: 1:8.6896
Phantom section: RF Section
DASY5 Configuration:
- Probe: EF3DV3 - SN4041; ConvF(1, 1, 1) @ 1909.8 MHz; Calibrated: 3/18/2020
- Sensor-Surface: (Fix Surface)
- Electronics: DAE4 Sn1257; Calibrated: 10/10/2019
- Phantom: HAC Test Arch with AMCC; Type: SD HAC P01 BB
- Measurement SW: DASY52, Version 52.10 (2);SEMCAD X Version 14.6.12 (7470)

GSM1900 E-Field measurement/Voice_ch 810/Hearing Aid Compatibility Test (101x101x1): Interpolated grid: dx=0.5000 mm, dy=0.5000 mm

Device Reference Point: 0, 0, -6.3 mm
Reference Value = 15.11 V/m; Power Drift = -0.10 dB
Applied MIF = 3.63 dB
RF audio interference level = 29.67 dBV/m
Emission category: M4

MIF scaled E-field

Grid 1 **M4** **29.21 dBV/m**	Grid 2 **M4** **29.67 dBV/m**	Grid 3 **M4** **28.93 dBV/m**
Grid 4 **M4** **24.56 dBV/m**	Grid 5 **M4** **28.51 dBV/m**	Grid 6 **M4** **28.75 dBV/m**
Grid 7 **M4** **26.61 dBV/m**	Grid 8 **M3** **30.88 dBV/m**	Grid 9 **M3** **30.93 dBV/m**



0 dB = 35.18 V/m = 30.93 dBV/m

HAC-RF Emission ANT3

Communication System: UID 10173 - CAG, LTE-TDD (SC-FDMA, 1 RB, 20 MHz, 16-QAM); Frequency: 2506 MHz; Duty Cycle: 1:8.87156
Phantom section: RF Section
DASY5 Configuration:
- Probe: EF3DV3 - SN4041; ConvF(1, 1, 1) @ 2506 MHz; Calibrated: 3/18/2020
- Sensor-Surface: (Fix Surface)
- Electronics: DAE4 Sn1257; Calibrated: 10/10/2019
- Phantom: HAC Test Arch with AMCC; Type: SD HAC P01 BB
- Measurement SW: DASY52, Version 52.10 (2);SEMCAD X Version 14.6.12 (7470)

LTE Band 41 E-Field measurement/SC-FDMA 1RB 20 MHz 16QAM Ch. 39750/Hearing Aid Compatibility Test (101x101x1): Interpolated grid: dx=0.5000 mm, dy=0.5000 mm

Device Reference Point: 0, 0, -6.3 mm
Reference Value = 36.46 V/m; Power Drift = -0.03 dB
Applied MIF = -1.44 dB
RF audio interference level = 29.23 dBV/m
Emission category: M4

MIF scaled E-field

Grid 1 **M4** **25.98 dBV/m**	Grid 2 **M4** **29.58 dBV/m**	Grid 3 **M4** **29.21 dBV/m**
Grid 4 **M4** **25.76 dBV/m**	Grid 5 **M4** **29.23 dBV/m**	Grid 6 **M4** **28.85 dBV/m**
Grid 7 **M4** **22.25 dBV/m**	Grid 8 **M4** **25.58 dBV/m**	Grid 9 **M4** **25.58 dBV/m**



0 dB = 30.12 V/m = 29.58 dBV/m

HAC-RF Emission ANT3

Communication System: UID 10173 - CAG, LTE-TDD (SC-FDMA, 1 RB, 20 MHz, 16-QAM); Frequency: 2549.5 MHz; Duty Cycle: 1:8.87156
Phantom section: RF Section
DASY5 Configuration:
- Probe: EF3DV3 - SN4041; ConvF(1, 1, 1) @ 2549.5 MHz; Calibrated: 3/18/2020
- Sensor-Surface: (Fix Surface)
- Electronics: DAE4 Sn1257; Calibrated: 10/10/2019
- Phantom: HAC Test Arch with AMCC; Type: SD HAC P01 BB
- Measurement SW: DASY52, Version 52.10 (2);SEMCAD X Version 14.6.12 (7470)

LTE Band 41 E-Field measurement/SC-FDMA 1RB 20 MHz 16QAM Ch. 40185/Hearing Aid Compatibility Test (101x101x1): Interpolated grid: dx=0.5000 mm, dy=0.5000 mm

Device Reference Point: 0, 0, -6.3 mm
Reference Value = 38.45 V/m; Power Drift = 0.04 dB
Applied MIF = -1.44 dB
RF audio interference level = 29.78 dBV/m
Emission category: M4

MIF scaled E-field

Grid 1 **M4** **26.61 dBV/m**	Grid 2 **M3** **30.14 dBV/m**	Grid 3 **M4** **29.76 dBV/m**
Grid 4 **M4** **26.41 dBV/m**	Grid 5 **M4** **29.78 dBV/m**	Grid 6 **M4** **29.38 dBV/m**
Grid 7 **M4** **22.65 dBV/m**	Grid 8 **M4** **26.1 dBV/m**	Grid 9 **M4** **26.1 dBV/m**



0 dB = 32.14 V/m = 30.14 dBV/m

HAC-RF Emission ANT3

Communication System: UID 10173 - CAG, LTE-TDD (SC-FDMA, 1 RB, 20 MHz, 16-QAM); Frequency: 2593 MHz; Duty Cycle: 1:8.87156
Phantom section: RF Section
DASY5 Configuration:
- Probe: EF3DV3 - SN4041; ConvF(1, 1, 1) @ 2593 MHz; Calibrated: 3/18/2020
- Sensor-Surface: (Fix Surface)
- Electronics: DAE4 Sn1257; Calibrated: 10/10/2019
- Phantom: HAC Test Arch with AMCC; Type: SD HAC P01 BB
- Measurement SW: DASY52, Version 52.10 (2);SEMCAD X Version 14.6.12 (7470)

LTE Band 41 E-Field measurement/SC-FDMA 1RB 20 MHz 16QAM Ch. 40620/Hearing Aid Compatibility Test (101x101x1): Interpolated grid: dx=0.5000 mm, dy=0.5000 mm

Device Reference Point: 0, 0, -6.3 mm
Reference Value = 41.15 V/m; Power Drift = -0.07 dB
Applied MIF = -1.44 dB
RF audio interference level = 29.94 dBV/m
Emission category: M4

MIF scaled E-field

Grid 1 **M4** **26.98 dBV/m**	Grid 2 **M3** **30.22 dBV/m**	Grid 3 **M4** **29.85 dBV/m**
Grid 4 **M4** **26.86 dBV/m**	Grid 5 **M4** **29.94 dBV/m**	Grid 6 **M4** **29.54 dBV/m**
Grid 7 **M4** **21.82 dBV/m**	Grid 8 **M4** **25.78 dBV/m**	Grid 9 **M4** **25.81 dBV/m**



0 dB = 32.45 V/m = 30.22 dBV/m

HAC-RF Emission ANT3

Communication System: UID 10173 - CAG, LTE-TDD (SC-FDMA, 1 RB, 20 MHz, 16-QAM); Frequency: 2636.5 MHz; Duty Cycle: 1:8.87156
Phantom section: RF Section
DASY5 Configuration:
- Probe: EF3DV3 - SN4041; ConvF(1, 1, 1) @ 2636.5 MHz; Calibrated: 3/18/2020
- Sensor-Surface: (Fix Surface)
- Electronics: DAE4 Sn1257; Calibrated: 10/10/2019
- Phantom: HAC Test Arch with AMCC; Type: SD HAC P01 BB
- Measurement SW: DASY52, Version 52.10 (2);SEMCAD X Version 14.6.12 (7470)

LTE Band 41 E-Field measurement/SC-FDMA 1RB 20 MHz 16QAM Ch. 41055/Hearing Aid Compatibility Test (101x101x1): Interpolated grid: dx=0.5000 mm, dy=0.5000 mm

Device Reference Point: 0, 0, -6.3 mm
Reference Value = 41.72 V/m; Power Drift = 0.03 dB
Applied MIF = -1.44 dB
RF audio interference level = 29.92 dBV/m
Emission category: M4

MIF scaled E-field

Grid 1 **M4** **27.07 dBV/m**	Grid 2 **M3** **30.14 dBV/m**	Grid 3 **M4** **29.76 dBV/m**
Grid 4 **M4** **27.01 dBV/m**	Grid 5 **M4** **29.92 dBV/m**	Grid 6 **M4** **29.51 dBV/m**
Grid 7 **M4** **21.82 dBV/m**	Grid 8 **M4** **25.77 dBV/m**	Grid 9 **M4** **25.79 dBV/m**

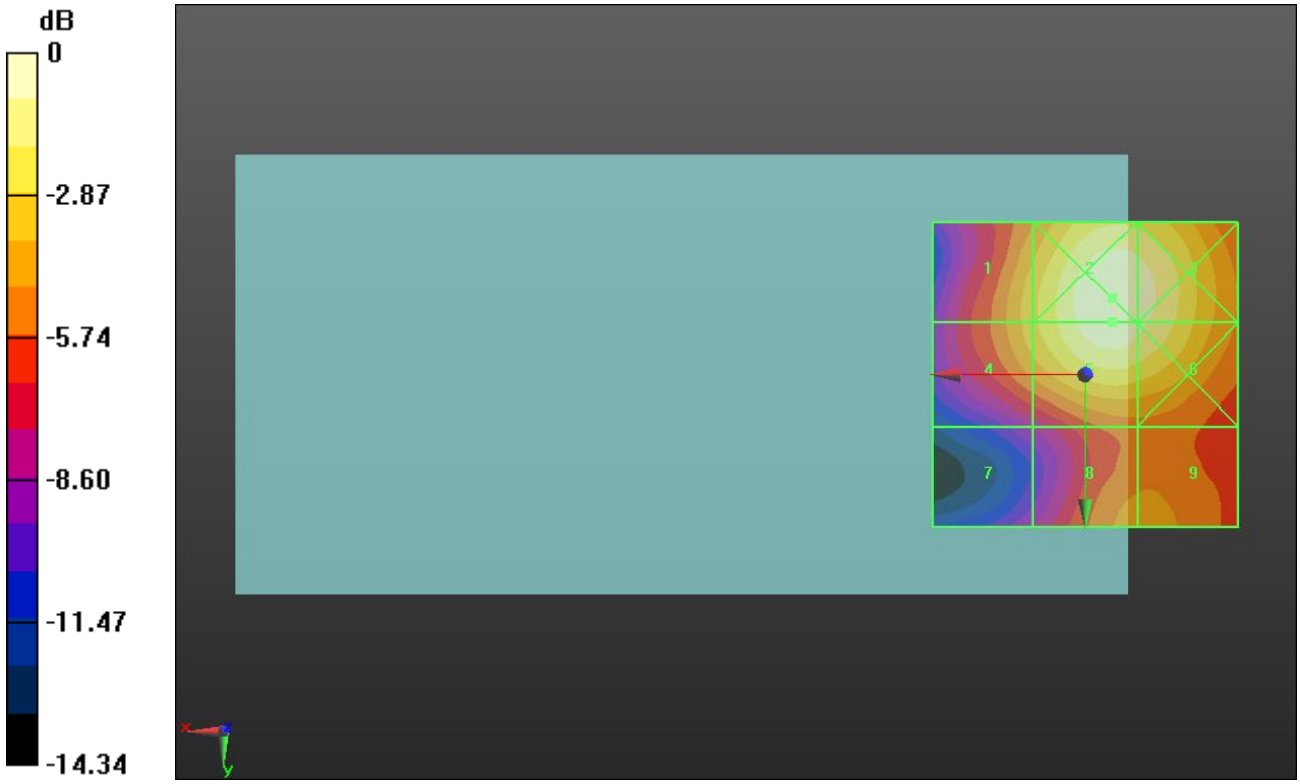

0 dB = 32.14 V/m = 30.14 dBV/m

HAC-RF Emission ANT3

Communication System: UID 10173 - CAG, LTE-TDD (SC-FDMA, 1 RB, 20 MHz, 16-QAM); Frequency: 2680 MHz; Duty Cycle: 1:8.87156
Phantom section: RF Section
DASY5 Configuration:
- Probe: EF3DV3 - SN4041; ConvF(1, 1, 1) @ 2680 MHz; Calibrated: 3/18/2020
- Sensor-Surface: (Fix Surface)
- Electronics: DAE4 Sn1257; Calibrated: 10/10/2019
- Phantom: HAC Test Arch with AMCC; Type: SD HAC P01 BB
- Measurement SW: DASY52, Version 52.10 (2);SEMCAD X Version 14.6.12 (7470)

LTE Band 41 E-Field measurement/SC-FDMA 1RB 20 MHz 16QAM Ch. 41490/Hearing Aid Compatibility Test (101x101x1): Interpolated grid: dx=0.5000 mm, dy=0.5000 mm

Device Reference Point: 0, 0, -6.3 mm
Reference Value = 42.18 V/m; Power Drift = 0.01 dB
Applied MIF = -1.44 dB
RF audio interference level = 29.92 dBV/m
Emission category: M4

MIF scaled E-field

Grid 1 **M4** **27.33 dBV/m**	Grid 2 **M3** **30.13 dBV/m**	Grid 3 **M4** **29.67 dBV/m**
Grid 4 **M4** **27.26 dBV/m**	Grid 5 **M4** **29.92 dBV/m**	Grid 6 **M4** **29.45 dBV/m**
Grid 7 **M4** **21.92 dBV/m**	Grid 8 **M4** **25.88 dBV/m**	Grid 9 **M4** **25.9 dBV/m**



0 dB = 32.11 V/m = 30.13 dBV/m

AC-RF Emission ANT3

Communication System: UID 10173 - CAG, LTE-TDD (SC-FDMA, 1 RB, 20 MHz, 16-QAM); Frequency: 2506 MHz; Duty Cycle: 1:8.87156
Phantom section: RF Section
DASY5 Configuration:
- Probe: EF3DV3 - SN4041; ConvF(1, 1, 1) @ 2506 MHz; Calibrated: 3/18/2020
- Sensor-Surface: (Fix Surface)
- Electronics: DAE4 Sn1257; Calibrated: 10/10/2019
- Phantom: HAC Test Arch with AMCC; Type: SD HAC P01 BB
- Measurement SW: DASY52, Version 52.10 (2);SEMCAD X Version 14.6.12 (7470)

LTE Band 41_Power Class 2 E-Field measurement/SC-FDMA RB 1/49 20 MHz 16QAM Ch. 39750/Hearing Aid Compatibility Test (101x101x1): Interpolated grid: dx=0.5000 mm, dy=0.5000 mm

Device Reference Point: 0, 0, -6.3 mm
Reference Value = 16.68 V/m; Power Drift = -0.06 dB
Applied MIF = -1.44 dB
RF audio interference level = 25.62 dBV/m
Emission category: M4

MIF scaled E-field

Grid 1 **M4** **27.02 dBV/m**	Grid 2 **M4** **27.63 dBV/m**	Grid 3 **M4** **27.6 dBV/m**
Grid 4 **M4** **24.93 dBV/m**	Grid 5 **M4** **25.44 dBV/m**	Grid 6 **M4** **25.62 dBV/m**
Grid 7 **M4** **22.23 dBV/m**	Grid 8 **M4** **22.26 dBV/m**	Grid 9 **M4** **22.96 dBV/m**



0 dB = 24.08 V/m = 27.63 dBV/m

HAC-RF Emission ANT3

Communication System: UID 10173 - CAG, LTE-TDD (SC-FDMA, 1 RB, 20 MHz, 16-QAM); Frequency: 2549.5 MHz; Duty Cycle: 1:8.87156
Phantom section: RF Section
DASY5 Configuration:
- Probe: EF3DV3 - SN4041; ConvF(1, 1, 1) @ 2549.5 MHz; Calibrated: 3/18/2020
- Sensor-Surface: (Fix Surface)
- Electronics: DAE4 Sn1257; Calibrated: 10/10/2019
- Phantom: HAC Test Arch with AMCC; Type: SD HAC P01 BB
- Measurement SW: DASY52, Version 52.10 (2);SEMCAD X Version 14.6.12 (7470)

LTE Band 41_Power Class 2 E-Field measurement/SC-FDMA RB 1/49 20 MHz 16QAM Ch. 40185/Hearing Aid Compatibility Test (101x101x1): Interpolated grid: dx=0.5000 mm, dy=0.5000 mm

Device Reference Point: 0, 0, -6.3 mm
Reference Value = 19.48 V/m; Power Drift = 0.00 dB
Applied MIF = -1.44 dB
RF audio interference level = 26.73 dBV/m
Emission category: M4

MIF scaled E-field

Grid 1 **M4** **28.35 dBV/m**	Grid 2 **M4** **28.55 dBV/m**	Grid 3 **M4** **28.47 dBV/m**
Grid 4 **M4** **26.3 dBV/m**	Grid 5 **M4** **26.62 dBV/m**	Grid 6 **M4** **26.73 dBV/m**
Grid 7 **M4** **23.49 dBV/m**	Grid 8 **M4** **24.07 dBV/m**	Grid 9 **M4** **24.64 dBV/m**



0 dB = 26.75 V/m = 28.55 dBV/m

HAC-RF Emission ANT3

Communication System: UID 10173 - CAG, LTE-TDD (SC-FDMA, 1 RB, 20 MHz, 16-QAM); Frequency: 2593 MHz; Duty Cycle: 1:8.87156
Phantom section: RF Section
DASY5 Configuration:
- Probe: EF3DV3 - SN4041; ConvF(1, 1, 1) @ 2593 MHz; Calibrated: 3/18/2020
- Sensor-Surface: (Fix Surface)
- Electronics: DAE4 Sn1257; Calibrated: 10/10/2019
- Phantom: HAC Test Arch with AMCC; Type: SD HAC P01 BB
- Measurement SW: DASY52, Version 52.10 (2);SEMCAD X Version 14.6.12 (7470)

LTE Band 41_Power Class 2 E-Field measurement/SC-FDMA RB 1/49 20 MHz 16QAM Ch. 40620/Hearing Aid Compatibility Test (101x101x1): Interpolated grid: dx=0.5000 mm, dy=0.5000 mm

Device Reference Point: 0, 0, -6.3 mm
Reference Value = 14.44 V/m; Power Drift = -0.03 dB
Applied MIF = -1.44 dB
RF audio interference level = 25.20 dBV/m
Emission category: M4

MIF scaled E-field

Grid 1 **M4** **26.85 dBV/m**	Grid 2 **M4** **27.19 dBV/m**	Grid 3 **M4** **27.13 dBV/m**
Grid 4 **M4** **25.2 dBV/m**	Grid 5 **M4** **24.55 dBV/m**	Grid 6 **M4** **24.72 dBV/m**
Grid 7 **M4** **22.63 dBV/m**	Grid 8 **M4** **22.58 dBV/m**	Grid 9 **M4** **23.11 dBV/m**



0 dB = 22.88 V/m = 27.19 dBV/m

HAC-RF Emission ANT3

Communication System: UID 10173 - CAG, LTE-TDD (SC-FDMA, 1 RB, 20 MHz, 16-QAM); Frequency: 2636.5 MHz; Duty Cycle: 1:8.87156
Phantom section: RF Section
DASY5 Configuration:
- Probe: EF3DV3 - SN4041; ConvF(1, 1, 1) @ 2636.5 MHz; Calibrated: 3/18/2020
- Sensor-Surface: (Fix Surface)
- Electronics: DAE4 Sn1257; Calibrated: 10/10/2019
- Phantom: HAC Test Arch with AMCC; Type: SD HAC P01 BB
- Measurement SW: DASY52, Version 52.10 (2);SEMCAD X Version 14.6.12 (7470)

LTE Band 41_Power Class 2 E-Field measurement/SC-FDMA RB 1/49 20 MHz 16QAM Ch. 41055/Hearing Aid Compatibility Test (101x101x1): Interpolated grid: dx=0.5000 mm, dy=0.5000 mm

Device Reference Point: 0, 0, -6.3 mm
Reference Value = 11.48 V/m; Power Drift = -0.09 dB
Applied MIF = -1.44 dB
RF audio interference level = 23.78 dBV/m
Emission category: M4

MIF scaled E-field

Grid 1 **M4** **25.32 dBV/m**	Grid 2 **M4** **25.9 dBV/m**	Grid 3 **M4** **25.86 dBV/m**
Grid 4 **M4** **23.78 dBV/m**	Grid 5 **M4** **23.12 dBV/m**	Grid 6 **M4** **23.28 dBV/m**
Grid 7 **M4** **21.14 dBV/m**	Grid 8 **M4** **19.79 dBV/m**	Grid 9 **M4** **20.27 dBV/m**



0 dB = 19.73 V/m = 25.90 dBV/m

HAC-RF Emission ANT3

Communication System: UID 10173 - CAG, LTE-TDD (SC-FDMA, 1 RB, 20 MHz, 16-QAM); Frequency: 2680 MHz; Duty Cycle: 1:8.87156
Phantom section: RF Section
DASY5 Configuration:
- Probe: EF3DV3 - SN4041; ConvF(1, 1, 1) @ 2680 MHz; Calibrated: 3/18/2020
- Sensor-Surface: (Fix Surface)
- Electronics: DAE4 Sn1257; Calibrated: 10/10/2019
- Phantom: HAC Test Arch with AMCC; Type: SD HAC P01 BB
- Measurement SW: DASY52, Version 52.10 (2);SEMCAD X Version 14.6.12 (7470)

LTE Band 41_Power Class 2 E-Field measurement/SC-FDMA RB 1/49 20 MHz 16QAM Ch. 41490/Hearing Aid Compatibility Test (101x101x1): Interpolated grid: dx=0.5000 mm, dy=0.5000 mm

Device Reference Point: 0, 0, -6.3 mm
Reference Value = 11.39 V/m; Power Drift = -0.07 dB
Applied MIF = -1.44 dB
RF audio interference level = 24.62 dBV/m
Emission category: M4

MIF scaled E-field

Grid 1 **M4** **25.85 dBV/m**	Grid 2 **M4** **26.64 dBV/m**	Grid 3 **M4** **26.63 dBV/m**
Grid 4 **M4** **24.62 dBV/m**	Grid 5 **M4** **23.78 dBV/m**	Grid 6 **M4** **23.95 dBV/m**
Grid 7 **M4** **22.26 dBV/m**	Grid 8 **M4** **19.6 dBV/m**	Grid 9 **M4** **19.92 dBV/m**



0 dB = 21.49 V/m = 26.64 dBV/m

HAC-RF Emission ANT3 Wi-Fi 2.4GHz

Communication System: UID 10061 - CAB, IEEE 802.11b WiFi 2.4 GHz (DSSS, 11 Mbps); Frequency: 2417 MHz; Duty Cycle: 1:2.29034
Phantom section: RF Section
DASY5 Configuration:
- Probe: EF3DV3 - SN4041; ConvF(1, 1, 1) @ 2417 MHz; Calibrated: 3/18/2020
- Sensor-Surface: (Fix Surface)
- Electronics: DAE4 Sn1257; Calibrated: 10/10/2019
- Phantom: HAC Test Arch with AMCC; Type: SD HAC P01 BB
- Measurement SW: DASY52, Version 52.10 (2);SEMCAD X Version 14.6.12 (7470)

802.11b E-Field measurement/IEEE 802.11b_OFDM 11 Mbps Ch. 2/Hearing Aid Compatibility Test (101x101x1): Interpolated grid: dx=0.5000 mm, dy=0.5000 mm

Device Reference Point: 0, 0, -6.3 mm
Reference Value = 11.42 V/m; Power Drift = -0.04 dB
Applied MIF = -2.02 dB
RF audio interference level = 18.09 dBV/m

Emission category: M4

MIF scaled E-field

Grid 1 **M4** **17.24 dBV/m**	Grid 2 **M4** **19.32 dBV/m**	Grid 3 **M4** **18.92 dBV/m**
Grid 4 **M4** **16.32 dBV/m**	Grid 5 **M4** **18.09 dBV/m**	Grid 6 **M4** **17.96 dBV/m**
Grid 7 **M4** **17.78 dBV/m**	Grid 8 **M4** **16.64 dBV/m**	Grid 9 **M4** **16.66 dBV/m**



0 dB = 9.248 V/m = 19.32 dBV/m

HAC-RF Emission ANT3 Wi-Fi 2.4GHz

Communication System: UID 10061 - CAB, IEEE 802.11b WiFi 2.4 GHz (DSSS, 11 Mbps); Frequency: 2437 MHz; Duty Cycle: 1:2.29034
Phantom section: RF Section
DASY5 Configuration:
- Probe: EF3DV3 - SN4041; ConvF(1, 1, 1) @ 2437 MHz; Calibrated: 3/18/2020
- Sensor-Surface: (Fix Surface)
- Electronics: DAE4 Sn1257; Calibrated: 10/10/2019
- Phantom: HAC Test Arch with AMCC; Type: SD HAC P01 BB
- Measurement SW: DASY52, Version 52.10 (2);SEMCAD X Version 14.6.12 (7470)

802.11b E-Field measurement/IEEE 802.11b_OFDM 11 Mbps Ch. 6/Hearing Aid Compatibility Test (101x101x1): Interpolated grid: dx=0.5000 mm, dy=0.5000 mm

Device Reference Point: 0, 0, -6.3 mm
Reference Value = 11.90 V/m; Power Drift = -0.20 dB
Applied MIF = -2.02 dB
RF audio interference level = 18.40 dBV/m

Emission category: M4

MIF scaled E-field

Grid 1 **M4** **17.11 dBV/m**	Grid 2 **M4** **19.48 dBV/m**	Grid 3 **M4** **19.23 dBV/m**
Grid 4 **M4** **16.19 dBV/m**	Grid 5 **M4** **18.4 dBV/m**	Grid 6 **M4** **18.39 dBV/m**
Grid 7 **M4** **18.08 dBV/m**	Grid 8 **M4** **16.78 dBV/m**	Grid 9 **M4** **16.82 dBV/m**



0 dB = 9.417 V/m = 19.48 dBV/m

HAC-RF Emission ANT3 Wi-Fi 2.4GHz

Communication System: UID 10061 - CAB, IEEE 802.11b WiFi 2.4 GHz (DSSS, 11 Mbps); Frequency: 2462 MHz; Duty Cycle: 1:2.29034
Phantom section: RF Section
DASY5 Configuration:
- Probe: EF3DV3 - SN4041; ConvF(1, 1, 1) @ 2462 MHz; Calibrated: 3/18/2020
- Sensor-Surface: (Fix Surface)
- Electronics: DAE4 Sn1257; Calibrated: 10/10/2019
- Phantom: HAC Test Arch with AMCC; Type: SD HAC P01 BB
- Measurement SW: DASY52, Version 52.10 (2);SEMCAD X Version 14.6.12 (7470)

802.11b E-Field measurement/IEEE 802.11b_OFDM 11 Mbps Ch. 11/Hearing Aid Compatibility Test (101x101x1): Interpolated grid: dx=0.5000 mm, dy=0.5000 mm

Device Reference Point: 0, 0, -6.3 mm
Reference Value = 10.98 V/m; Power Drift = 0.05 dB
Applied MIF = -2.02 dB
RF audio interference level = 19.29 dBV/m
Emission category: M4

MIF scaled E-field

Grid 1 **M4** **18.84 dBV/m**	Grid 2 **M4** **19.59 dBV/m**	Grid 3 **M4** **19.51 dBV/m**
Grid 4 **M4** **16.42 dBV/m**	Grid 5 **M4** **18.25 dBV/m**	Grid 6 **M4** **18.21 dBV/m**
Grid 7 **M4** **19.29 dBV/m**	Grid 8 **M4** **15.03 dBV/m**	Grid 9 **M4** **14.28 dBV/m**



0 dB = 9.537 V/m = 19.59 dBV/m

HAC-RF Emission ANT3 Wi-Fi 2.4GHz

Communication System: UID 10077 - CAB, IEEE 802.11g WiFi 2.4 GHz (DSSS/OFDM, 54 Mbps); Frequency: 2422 MHz; Duty Cycle: 1:12.5777
Phantom section: RF Section
DASY5 Configuration:
- Probe: EF3DV3 - SN4041; ConvF(1, 1, 1) @ 2422 MHz; Calibrated: 3/18/2020
- Sensor-Surface: (Fix Surface)
- Electronics: DAE4 Sn1257; Calibrated: 10/10/2019
- Phantom: HAC Test Arch with AMCC; Type: SD HAC P01 BB
- Measurement SW: DASY52, Version 52.10 (2);SEMCAD X Version 14.6.12 (7470)

802.11g E-Field measurement/IEEE 802.11g_OFDM 54 Mbps Ch. 3/Hearing Aid Compatibility Test (101x101x1): Interpolated grid: dx=0.5000 mm, dy=0.5000 mm

Device Reference Point: 0, 0, -6.3 mm
Reference Value = 12.07 V/m; Power Drift = -0.13 dB
Applied MIF = 0.12 dB
RF audio interference level = 20.68 dBV/m
Emission category: M4

MIF scaled E-field

Grid 1 **M4** **19.67 dBV/m**	Grid 2 **M4** **21.51 dBV/m**	Grid 3 **M4** **21.3 dBV/m**
Grid 4 **M4** **19.08 dBV/m**	Grid 5 **M4** **20.68 dBV/m**	Grid 6 **M4** **20.53 dBV/m**
Grid 7 **M4** **20.35 dBV/m**	Grid 8 **M4** **19.06 dBV/m**	Grid 9 **M4** **19.12 dBV/m**



0 dB = 11.90 V/m = 21.51 dBV/m

HAC-RF Emission ANT3 Wi-Fi 2.4GHz

Communication System: UID 10077 - CAB, IEEE 802.11g WiFi 2.4 GHz (DSSS/OFDM, 54 Mbps); Frequency: 2437 MHz; Duty Cycle: 1:12.5777
Phantom section: RF Section
DASY5 Configuration:
- Probe: EF3DV3 - SN4041; ConvF(1, 1, 1) @ 2437 MHz; Calibrated: 3/18/2020
- Sensor-Surface: (Fix Surface)
- Electronics: DAE4 Sn1257; Calibrated: 10/10/2019
- Phantom: HAC Test Arch with AMCC; Type: SD HAC P01 BB
- Measurement SW: DASY52, Version 52.10 (2);SEMCAD X Version 14.6.12 (7470)

802.11g E-Field measurement/IEEE 802.11g_OFDM 54 Mbps Ch. 6/Hearing Aid Compatibility Test (101x101x1): Interpolated grid: dx=0.5000 mm, dy=0.5000 mm

Device Reference Point: 0, 0, -6.3 mm
Reference Value = 11.95 V/m; Power Drift = -0.14 dB
Applied MIF = 0.12 dB
RF audio interference level = 20.45 dBV/m
Emission category: M4

MIF scaled E-field

Grid 1 **M4** **18.81 dBV/m**	Grid 2 **M4** **21.3 dBV/m**	Grid 3 **M4** **21.25 dBV/m**
Grid 4 **M4** **18.21 dBV/m**	Grid 5 **M4** **20.45 dBV/m**	Grid 6 **M4** **20.44 dBV/m**
Grid 7 **M4** **19.83 dBV/m**	Grid 8 **M4** **19.03 dBV/m**	Grid 9 **M4** **19.07 dBV/m**



0 dB = 11.61 V/m = 21.30 dBV/m

HAC-RF Emission ANT3 Wi-Fi 2.4GHz

Communication System: UID 10077 - CAB, IEEE 802.11g WiFi 2.4 GHz (DSSS/OFDM, 54 Mbps); Frequency: 2452 MHz; Duty Cycle: 1:12.5777
Phantom section: RF Section
DASY5 Configuration:
- Probe: EF3DV3 - SN4041; ConvF(1, 1, 1) @ 2452 MHz; Calibrated: 3/18/2020
- Sensor-Surface: (Fix Surface)
- Electronics: DAE4 Sn1257; Calibrated: 10/10/2019
- Phantom: HAC Test Arch with AMCC; Type: SD HAC P01 BB
- Measurement SW: DASY52, Version 52.10 (2);SEMCAD X Version 14.6.12 (7470)

802.11g E-Field measurement/IEEE 802.11g_OFDM 54 Mbps Ch. 9/Hearing Aid Compatibility Test (101x101x1): Interpolated grid: dx=0.5000 mm, dy=0.5000 mm

Device Reference Point: 0, 0, -6.3 mm
Reference Value = 12.36 V/m; Power Drift = 0.06 dB
Applied MIF = 0.12 dB
RF audio interference level = 20.88 dBV/m
Emission category: M4

MIF scaled E-field

Grid 1 **M4** **19.19 dBV/m**	Grid 2 **M4** **21.83 dBV/m**	Grid 3 **M4** **21.65 dBV/m**
Grid 4 **M4** **18.41 dBV/m**	Grid 5 **M4** **20.88 dBV/m**	Grid 6 **M4** **20.75 dBV/m**
Grid 7 **M4** **20.16 dBV/m**	Grid 8 **M4** **19.44 dBV/m**	Grid 9 **M4** **19.46 dBV/m**



0 dB = 12.34 V/m = 21.83 dBV/m

HAC-RF Emission ANT4

Communication System: UID 10021 - CAA, GSM-FDD (TDMA, GMSK); Frequency: 1850.2 MHz; Duty Cycle: 1:8.6896
Phantom section: RF Section
DASY5 Configuration:
- Probe: EF3DV3 - SN4041; ConvF(1, 1, 1) @ 1850.2 MHz; Calibrated: 3/18/2020
- Sensor-Surface: (Fix Surface)
- Electronics: DAE4 Sn1257; Calibrated: 10/10/2019
- Phantom: HAC Test Arch with AMCC; Type: SD HAC P01 BB
- Measurement SW: DASY52, Version 52.10 (2);SEMCAD X Version 14.6.12 (7470)

GSM1900 E-Field measurement/Voice_ch 512/Hearing Aid Compatibility Test (101x101x1): Interpolated grid: dx=0.5000 mm, dy=0.5000 mm

Device Reference Point: 0, 0, -6.3 mm
Reference Value = 20.73 V/m; Power Drift = -0.05 dB
Applied MIF = 3.63 dB
RF audio interference level = 29.76 dBV/m
Emission category: M4

MIF scaled E-field

Grid 1 **M4** **23.83 dBV/m**	Grid 2 **M4** **27.58 dBV/m**	Grid 3 **M4** **27.6 dBV/m**
Grid 4 **M4** **25.89 dBV/m**	Grid 5 **M4** **29.72 dBV/m**	Grid 6 **M4** **29.76 dBV/m**
Grid 7 **M3** **31.46 dBV/m**	Grid 8 **M3** **33.17 dBV/m**	Grid 9 **M3** **33.12 dBV/m**



0 dB = 45.54 V/m = 33.17 dBV/m

HAC-RF Emission ANT4

Communication System: UID 10021 - CAA, GSM-FDD (TDMA, GMSK); Frequency: 1880 MHz; Duty Cycle: 1:8.6896
Phantom section: RF Section
DASY5 Configuration:
- Probe: EF3DV3 - SN4041; ConvF(1, 1, 1) @ 1880 MHz; Calibrated: 3/18/2020
- Sensor-Surface: (Fix Surface)
- Electronics: DAE4 Sn1257; Calibrated: 10/10/2019
- Phantom: HAC Test Arch with AMCC; Type: SD HAC P01 BB
- Measurement SW: DASY52, Version 52.10 (2);SEMCAD X Version 14.6.12 (7470)

GSM1900 E-Field measurement/Voice_ch 661/Hearing Aid Compatibility Test (101x101x1): Interpolated grid: dx=0.5000 mm, dy=0.5000 mm

Device Reference Point: 0, 0, -6.3 mm
Reference Value = 23.26 V/m; Power Drift = -0.18 dB
Applied MIF = 3.63 dB
RF audio interference level = 30.39 dBV/m
Emission category: M3

MIF scaled E-field

Grid 1 **M4** **24.77 dBV/m**	Grid 2 **M4** **28.45 dBV/m**	Grid 3 **M4** **28.47 dBV/m**
Grid 4 **M4** **26.96 dBV/m**	Grid 5 **M3** **30.37 dBV/m**	Grid 6 **M3** **30.39 dBV/m**
Grid 7 **M3** **32.28 dBV/m**	Grid 8 **M3** **33.68 dBV/m**	Grid 9 **M3** **33.61 dBV/m**

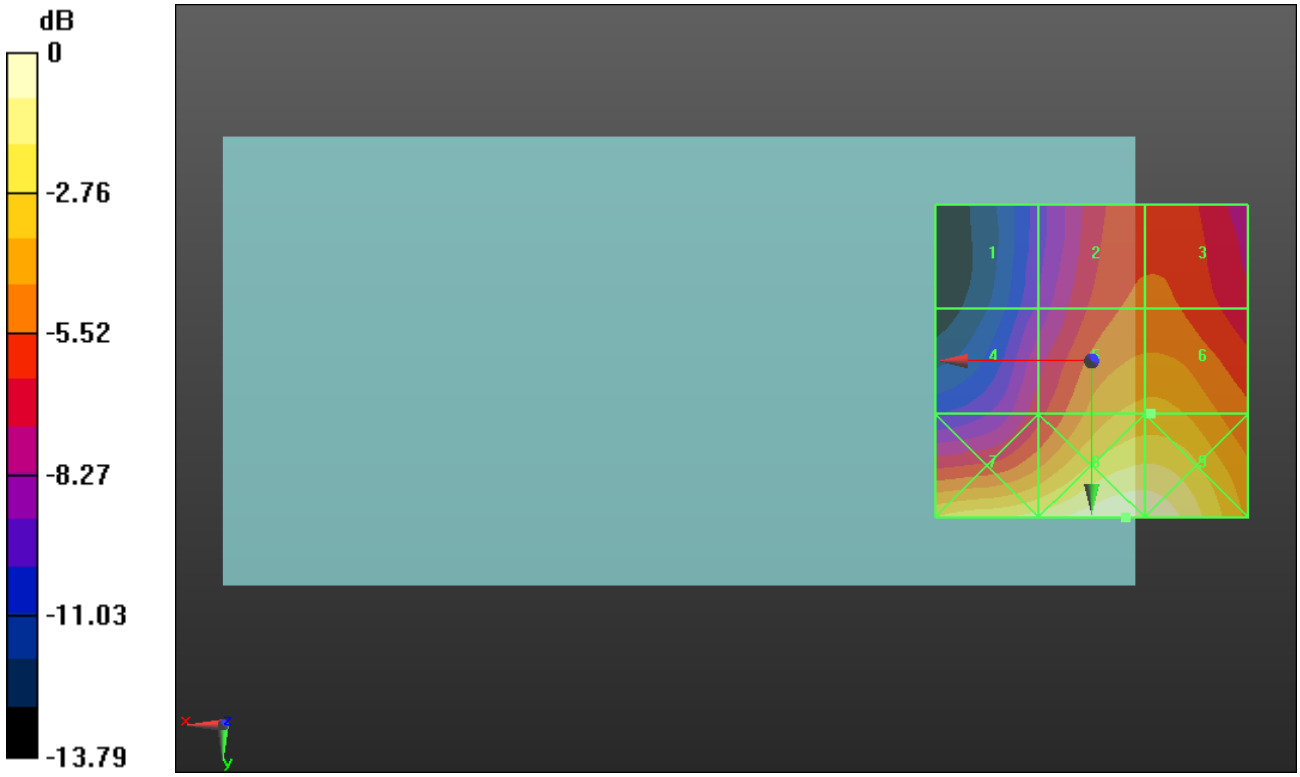

0 dB = 48.33 V/m = 33.68 dBV/m

HAC-RF Emission ANT4

Communication System: UID 10021 - CAA, GSM-FDD (TDMA, GMSK); Frequency: 1909.8 MHz; Duty Cycle: 1:8.6896
Phantom section: RF Section
DASY5 Configuration:
- Probe: EF3DV3 - SN4041; ConvF(1, 1, 1) @ 1909.8 MHz; Calibrated: 3/18/2020
- Sensor-Surface: (Fix Surface)
- Electronics: DAE4 Sn1257; Calibrated: 10/10/2019
- Phantom: HAC Test Arch with AMCC; Type: SD HAC P01 BB
- Measurement SW: DASY52, Version 52.10 (2);SEMCAD X Version 14.6.12 (7470)

GSM1900 E-Field measurement/Voice_ch 810/Hearing Aid Compatibility Test (101x101x1): Interpolated grid: dx=0.5000 mm, dy=0.5000 mm

Device Reference Point: 0, 0, -6.3 mm
Reference Value = 24.36 V/m; Power Drift = -0.04 dB
Applied MIF = 3.63 dB
RF audio interference level = 30.81 dBV/m
Emission category: M3

MIF scaled E-field

Grid 1 **M4** **25.66 dBV/m**	Grid 2 **M4** **28.92 dBV/m**	Grid 3 **M4** **28.92 dBV/m**
Grid 4 **M4** **27.66 dBV/m**	Grid 5 **M3** **30.81 dBV/m**	Grid 6 **M3** **30.81 dBV/m**
Grid 7 **M3** **32.78 dBV/m**	Grid 8 **M3** **34.11 dBV/m**	Grid 9 **M3** **34.03 dBV/m**

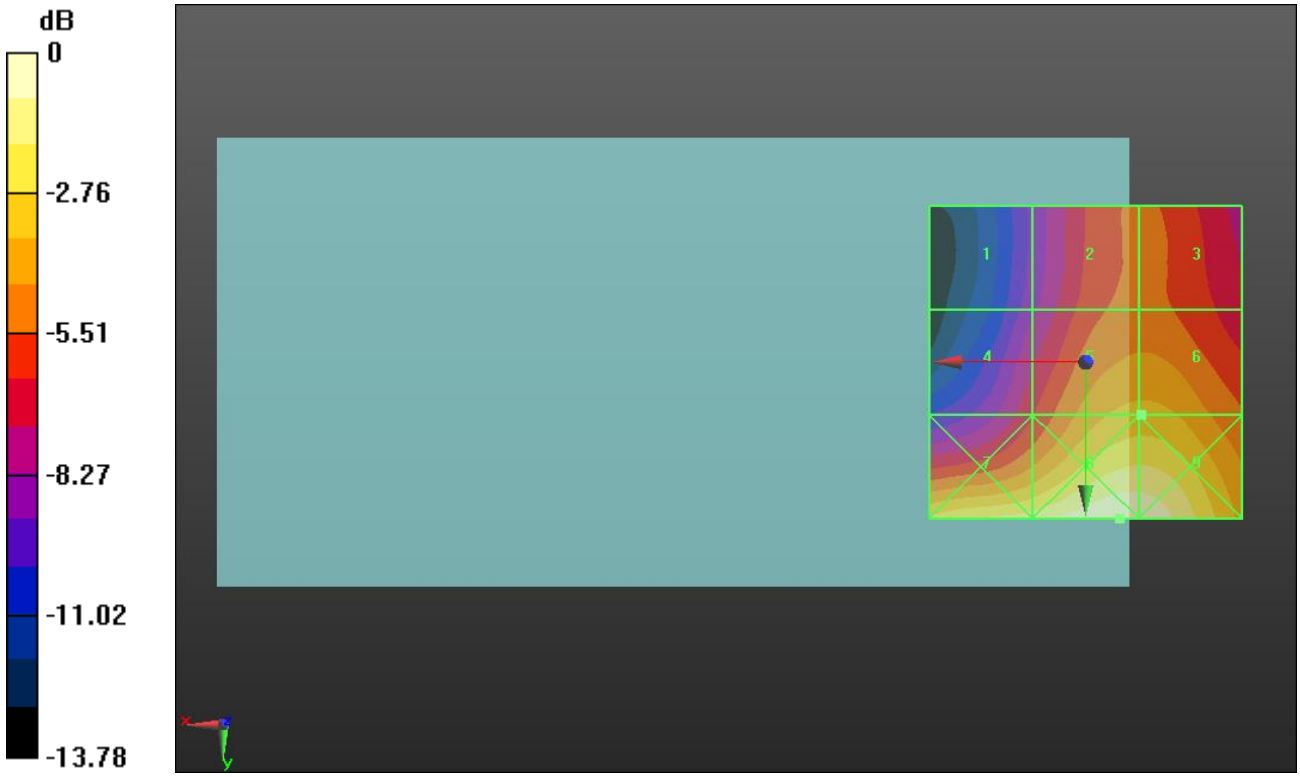

0 dB = 50.75 V/m = 34.11 dBV/m

HAC-RF Emission ANT4

Communication System: UID 10173 - CAG, LTE-TDD (SC-FDMA, 1 RB, 20 MHz, 16-QAM); Frequency: 2506 MHz; Duty Cycle: 1:8.87156
Phantom section: RF Section
DASY5 Configuration:
- Probe: EF3DV3 - SN4041; ConvF(1, 1, 1) @ 2506 MHz; Calibrated: 3/18/2020
- Sensor-Surface: (Fix Surface)
- Electronics: DAE4 Sn1257; Calibrated: 10/10/2019
- Phantom: HAC Test Arch with AMCC; Type: SD HAC P01 BB
- Measurement SW: DASY52, Version 52.10 (2);SEMCAD X Version 14.6.12 (7470)

LTE Band 41 E-Field measurement/SC-FDMA 1RB 20 MHz 16QAM Ch. 39750/Hearing Aid Compatibility Test (101x101x1): Interpolated grid: dx=0.5000 mm, dy=0.5000 mm

Device Reference Point: 0, 0, -6.3 mm
Reference Value = 23.08 V/m; Power Drift = 0.08 dB
Applied MIF = -1.44 dB
RF audio interference level = 25.38 dBV/m
Emission category: M4

MIF scaled E-field

Grid 1 **M4** **19.37 dBV/m**	Grid 2 **M4** **22 dBV/m**	Grid 3 **M4** **22.05 dBV/m**
Grid 4 **M4** **23.7 dBV/m**	Grid 5 **M4** **25.38 dBV/m**	Grid 6 **M4** **25.26 dBV/m**
Grid 7 **M4** **27.36 dBV/m**	Grid 8 **M4** **27.99 dBV/m**	Grid 9 **M4** **27.08 dBV/m**



0 dB = 25.09 V/m = 27.99 dBV/m

HAC-RF Emission ANT4

Communication System: UID 10173 - CAG, LTE-TDD (SC-FDMA, 1 RB, 20 MHz, 16-QAM); Frequency: 2549.5 MHz; Duty Cycle: 1:8.87156
Phantom section: RF Section
DASY5 Configuration:
- Probe: EF3DV3 - SN4041; ConvF(1, 1, 1) @ 2549.5 MHz; Calibrated: 3/18/2020
- Sensor-Surface: (Fix Surface)
- Electronics: DAE4 Sn1257; Calibrated: 10/10/2019
- Phantom: HAC Test Arch with AMCC; Type: SD HAC P01 BB
- Measurement SW: DASY52, Version 52.10 (2);SEMCAD X Version 14.6.12 (7470)

LTE Band 41 E-Field measurement/SC-FDMA 1RB 20 MHz 16QAM Ch. 40185/Hearing Aid Compatibility Test (101x101x1): Interpolated grid: dx=0.5000 mm, dy=0.5000 mm

Device Reference Point: 0, 0, -6.3 mm
Reference Value = 23.55 V/m; Power Drift = -0.07 dB
Applied MIF = -1.44 dB
RF audio interference level = 25.26 dBV/m
Emission category: M4

MIF scaled E-field

Grid 1 **M4** **19.37 dBV/m**	Grid 2 **M4** **21.96 dBV/m**	Grid 3 **M4** **22 dBV/m**
Grid 4 **M4** **23.63 dBV/m**	Grid 5 **M4** **25.26 dBV/m**	Grid 6 **M4** **25.06 dBV/m**
Grid 7 **M4** **27.11 dBV/m**	Grid 8 **M4** **27.67 dBV/m**	Grid 9 **M4** **26.64 dBV/m**

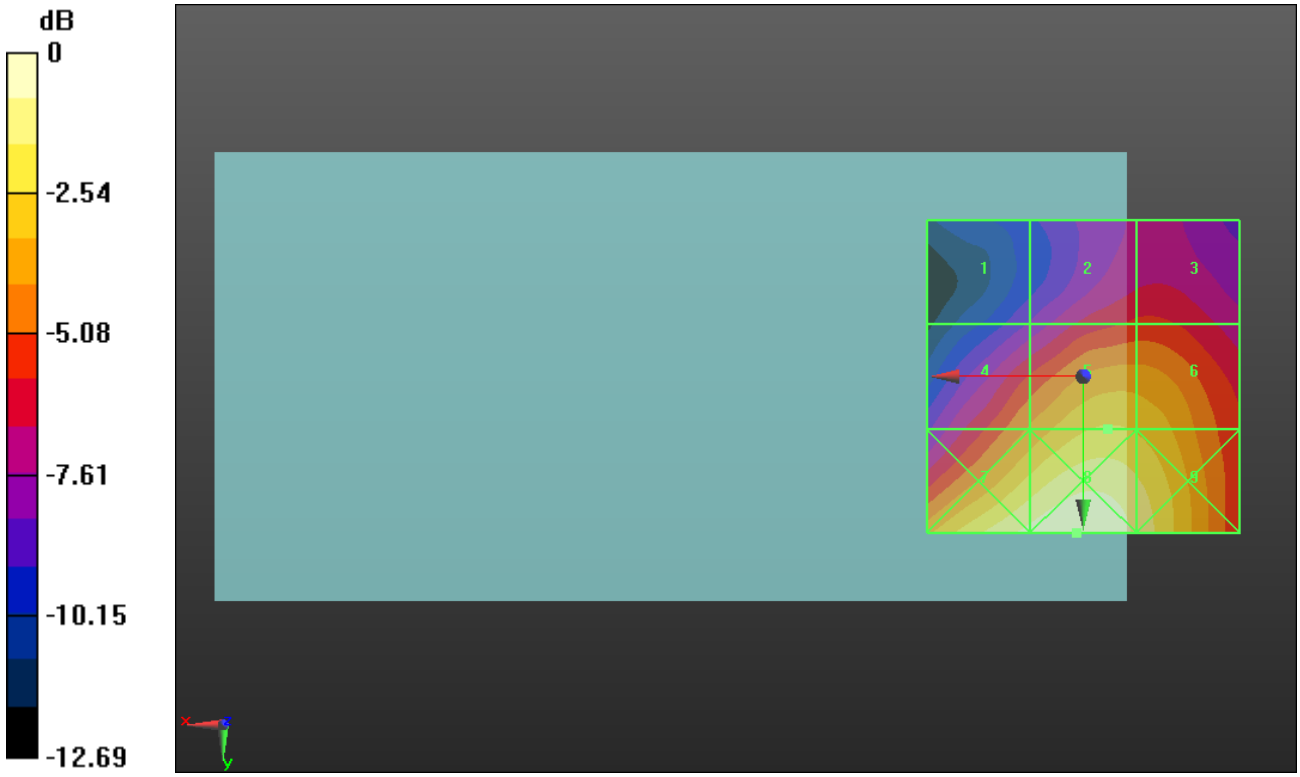

0 dB = 24.18 V/m = 27.67 dBV/m

HAC-RF Emission ANT4

Communication System: UID 10173 - CAG, LTE-TDD (SC-FDMA, 1 RB, 20 MHz, 16-QAM); Frequency: 2593 MHz; Duty Cycle: 1:8.87156
Phantom section: RF Section
DASY5 Configuration:
- Probe: EF3DV3 - SN4041; ConvF(1, 1, 1) @ 2593 MHz; Calibrated: 3/18/2020
- Sensor-Surface: (Fix Surface)
- Electronics: DAE4 Sn1257; Calibrated: 10/10/2019
- Phantom: HAC Test Arch with AMCC; Type: SD HAC P01 BB
- Measurement SW: DASY52, Version 52.10 (2);SEMCAD X Version 14.6.12 (7470)

LTE Band 41 E-Field measurement/SC-FDMA 1RB 20 MHz 16QAM Ch. 40620/Hearing Aid Compatibility Test (101x101x1): Interpolated grid: dx=0.5000 mm, dy=0.5000 mm

Device Reference Point: 0, 0, -6.3 mm
Reference Value = 23.38 V/m; Power Drift = -0.06 dB
Applied MIF = -1.44 dB
RF audio interference level = 25.29 dBV/m
Emission category: M4

MIF scaled E-field

Grid 1 **M4** **19.23 dBV/m**	Grid 2 **M4** **21.79 dBV/m**	Grid 3 **M4** **21.81 dBV/m**
Grid 4 **M4** **23.46 dBV/m**	Grid 5 **M4** **25.29 dBV/m**	Grid 6 **M4** **25.16 dBV/m**
Grid 7 **M4** **26.79 dBV/m**	Grid 8 **M4** **27.38 dBV/m**	Grid 9 **M4** **26.53 dBV/m**



0 dB = 23.38 V/m = 27.38 dBV/m

HAC-RF Emission ANT4

Communication System: UID 10173 - CAG, LTE-TDD (SC-FDMA, 1 RB, 20 MHz, 16-QAM); Frequency: 2636.5 MHz; Duty Cycle: 1:8.87156
Phantom section: RF Section
DASY5 Configuration:
- Probe: EF3DV3 - SN4041; ConvF(1, 1, 1) @ 2636.5 MHz; Calibrated: 3/18/2020
- Sensor-Surface: (Fix Surface)
- Electronics: DAE4 Sn1257; Calibrated: 10/10/2019
- Phantom: HAC Test Arch with AMCC; Type: SD HAC P01 BB
- Measurement SW: DASY52, Version 52.10 (2);SEMCAD X Version 14.6.12 (7470)

LTE Band 41 E-Field measurement/SC-FDMA 1RB 20 MHz 16QAM Ch. 41055/Hearing Aid Compatibility Test (101x101x1): Interpolated grid: dx=0.5000 mm, dy=0.5000 mm

Device Reference Point: 0, 0, -6.3 mm
Reference Value = 24.93 V/m; Power Drift = 0.01 dB
Applied MIF = -1.44 dB
RF audio interference level = 25.82 dBV/m
Emission category: M4

MIF scaled E-field

Grid 1 **M4** **19.49 dBV/m**	Grid 2 **M4** **22.58 dBV/m**	Grid 3 **M4** **22.6 dBV/m**
Grid 4 **M4** **23.62 dBV/m**	Grid 5 **M4** **25.82 dBV/m**	Grid 6 **M4** **25.74 dBV/m**
Grid 7 **M4** **26.96 dBV/m**	Grid 8 **M4** **27.67 dBV/m**	Grid 9 **M4** **26.98 dBV/m**



0 dB = 24.20 V/m = 27.68 dBV/m

HAC-RF Emission ANT4

Communication System: UID 10173 - CAG, LTE-TDD (SC-FDMA, 1 RB, 20 MHz, 16-QAM); Frequency: 2680 MHz; Duty Cycle: 1:8.87156
Phantom section: RF Section
DASY5 Configuration:
- Probe: EF3DV3 - SN4041; ConvF(1, 1, 1) @ 2680 MHz; Calibrated: 3/18/2020
- Sensor-Surface: (Fix Surface)
- Electronics: DAE4 Sn1257; Calibrated: 10/10/2019
- Phantom: HAC Test Arch with AMCC; Type: SD HAC P01 BB
- Measurement SW: DASY52, Version 52.10 (2);SEMCAD X Version 14.6.12 (7470)

LTE Band 41 E-Field measurement/SC-FDMA 1RB 20 MHz 16QAM Ch. 41490/Hearing Aid Compatibility Test (101x101x1): Interpolated grid: dx=0.5000 mm, dy=0.5000 mm

Device Reference Point: 0, 0, -6.3 mm
Reference Value = 24.80 V/m; Power Drift = -0.06 dB
Applied MIF = -1.44 dB
RF audio interference level = 25.84 dBV/m
Emission category: M4

MIF scaled E-field

Grid 1 **M4** **19.29 dBV/m**	Grid 2 **M4** **22.52 dBV/m**	Grid 3 **M4** **22.52 dBV/m**
Grid 4 **M4** **23.58 dBV/m**	Grid 5 **M4** **25.84 dBV/m**	Grid 6 **M4** **25.72 dBV/m**
Grid 7 **M4** **26.93 dBV/m**	Grid 8 **M4** **27.77 dBV/m**	Grid 9 **M4** **26.97 dBV/m**

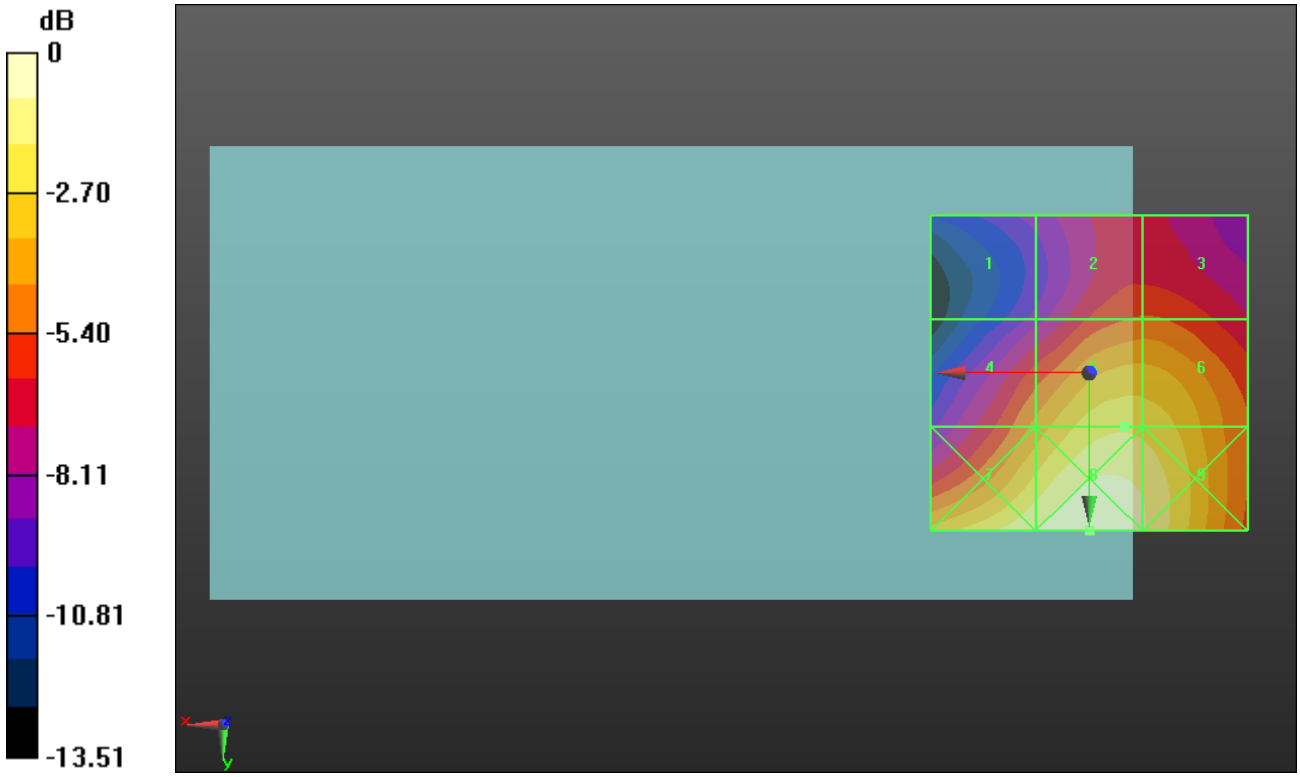

0 dB = 24.48 V/m = 27.78 dBV/m

HAC-RF Emission ANT4

Communication System: UID 10173 - CAG, LTE-TDD (SC-FDMA, 1 RB, 20 MHz, 16-QAM); Frequency: 3560 MHz; Duty Cycle: 1:8.8736
Phantom section: RF Section
DASY5 Configuration:
- Probe: EF3DV3 - SN4041; ConvF(1, 1, 1) @ 3560 MHz; Calibrated: 3/18/2020
- Sensor-Surface: (Fix Surface)
- Electronics: DAE4 Sn1257; Calibrated: 10/10/2019
- Phantom: HAC Test Arch with AMCC; Type: SD HAC P01 BB
- Measurement SW: DASY52, Version 52.10 (2);SEMCAD X Version 14.6.12 (7470)

LTE Band 48 E-Field measurement/SC-FDMA 1RB 20 MHz 16QAM Ch. 55340/Hearing Aid Compatibility Test (101x101x1): Interpolated grid: dx=0.5000 mm, dy=0.5000 mm

Device Reference Point: 0, 0, -6.3 mm
Reference Value = 17.37 V/m; Power Drift = -0.00 dB
Applied MIF = -1.44 dB
RF audio interference level = 21.85 dBV/m
Emission category: M4

MIF scaled E-field

Grid 1 **M4** **16.46 dBV/m**	Grid 2 **M4** **19.8 dBV/m**	Grid 3 **M4** **19.91 dBV/m**
Grid 4 **M4** **17.87 dBV/m**	Grid 5 **M4** **21.83 dBV/m**	Grid 6 **M4** **21.85 dBV/m**
Grid 7 **M4** **23.12 dBV/m**	Grid 8 **M4** **23.18 dBV/m**	Grid 9 **M4** **23.07 dBV/m**



0 dB = 14.42 V/m = 23.18 dBV/m

HAC-RF Emission ANT4

Communication System: UID 10173 - CAG, LTE-TDD (SC-FDMA, 1 RB, 20 MHz, 16-QAM); Frequency: 3603.3 MHz; Duty Cycle: 1:8.8736
Phantom section: RF Section
DASY5 Configuration:
- Probe: EF3DV3 - SN4041; ConvF(1, 1, 1) @ 3603.3 MHz; Calibrated: 3/18/2020
- Sensor-Surface: (Fix Surface)
- Electronics: DAE4 Sn1257; Calibrated: 10/10/2019
- Phantom: HAC Test Arch with AMCC; Type: SD HAC P01 BB
- Measurement SW: DASY52, Version 52.10 (2);SEMCAD X Version 14.6.12 (7470)

LTE Band 48 E-Field measurement/SC-FDMA 1RB 20 MHz 16QAM Ch. 55773/Hearing Aid Compatibility Test (101x101x1): Interpolated grid: dx=0.5000 mm, dy=0.5000 mm

Device Reference Point: 0, 0, -6.3 mm
Reference Value = 15.74 V/m; Power Drift = -0.07 dB
Applied MIF = -1.44 dB
RF audio interference level = 20.86 dBV/m
Emission category: M4

MIF scaled E-field

Grid 1 **M4** **15.82 dBV/m**	Grid 2 **M4** **19.01 dBV/m**	Grid 3 **M4** **19.03 dBV/m**
Grid 4 **M4** **17.38 dBV/m**	Grid 5 **M4** **20.84 dBV/m**	Grid 6 **M4** **20.86 dBV/m**
Grid 7 **M4** **22.37 dBV/m**	Grid 8 **M4** **22.54 dBV/m**	Grid 9 **M4** **22.41 dBV/m**



0 dB = 13.40 V/m = 22.54 dBV/m

HAC-RF Emission ANT4

Communication System: UID 10173 - CAG, LTE-TDD (SC-FDMA, 1 RB, 20 MHz, 16-QAM); Frequency: 3646.7 MHz; Duty Cycle: 1:8.8736
Phantom section: RF Section
DASY5 Configuration:
- Probe: EF3DV3 - SN4041; ConvF(1, 1, 1) @ 3646.7 MHz; Calibrated: 3/18/2020
- Sensor-Surface: (Fix Surface)
- Electronics: DAE4 Sn1257; Calibrated: 10/10/2019
- Phantom: HAC Test Arch with AMCC; Type: SD HAC P01 BB
- Measurement SW: DASY52, Version 52.10 (2);SEMCAD X Version 14.6.12 (7470)

LTE Band 48 E-Field measurement/SC-FDMA 1RB 20 MHz 16QAM Ch. 56207/Hearing Aid Compatibility Test (101x101x1): Interpolated grid: dx=0.5000 mm, dy=0.5000 mm

Device Reference Point: 0, 0, -6.3 mm
Reference Value = 13.80 V/m; Power Drift = -0.14 dB
Applied MIF = -1.44 dB
RF audio interference level = 20.01 dBV/m
Emission category: M4

MIF scaled E-field

Grid 1 **M4** **13.78 dBV/m**	Grid 2 **M4** **17.97 dBV/m**	Grid 3 **M4** **18.04 dBV/m**
Grid 4 **M4** **17.09 dBV/m**	Grid 5 **M4** **19.98 dBV/m**	Grid 6 **M4** **20.01 dBV/m**
Grid 7 **M4** **21.75 dBV/m**	Grid 8 **M4** **21.95 dBV/m**	Grid 9 **M4** **21.77 dBV/m**



0 dB = 12.52 V/m = 21.95 dBV/m

HAC-RF Emission ANT4

Communication System: UID 10173 - CAG, LTE-TDD (SC-FDMA, 1 RB, 20 MHz, 16-QAM); Frequency: 3690 MHz; Duty Cycle: 1:8.8736
Phantom section: RF Section
DASY5 Configuration:
- Probe: EF3DV3 - SN4041; ConvF(1, 1, 1) @ 3690 MHz; Calibrated: 3/18/2020
- Sensor-Surface: (Fix Surface)
- Electronics: DAE4 Sn1257; Calibrated: 10/10/2019
- Phantom: HAC Test Arch with AMCC; Type: SD HAC P01 BB
- Measurement SW: DASY52, Version 52.10 (2);SEMCAD X Version 14.6.12 (7470)

LTE Band 48 E-Field measurement/SC-FDMA 1RB 20 MHz 16QAM Ch. 56640/Hearing Aid Compatibility Test (101x101x1): Interpolated grid: dx=0.5000 mm, dy=0.5000 mm

Device Reference Point: 0, 0, -6.3 mm
Reference Value = 11.61 V/m; Power Drift = -0.03 dB
Applied MIF = -1.44 dB
RF audio interference level = 19.09 dBV/m
Emission category: M4

MIF scaled E-field

Grid 1 **M4** **13.47 dBV/m**	Grid 2 **M4** **17.41 dBV/m**	Grid 3 **M4** **17.46 dBV/m**
Grid 4 **M4** **16.78 dBV/m**	Grid 5 **M4** **19.03 dBV/m**	Grid 6 **M4** **19.09 dBV/m**
Grid 7 **M4** **21.69 dBV/m**	Grid 8 **M4** **21.82 dBV/m**	Grid 9 **M4** **21.6 dBV/m**

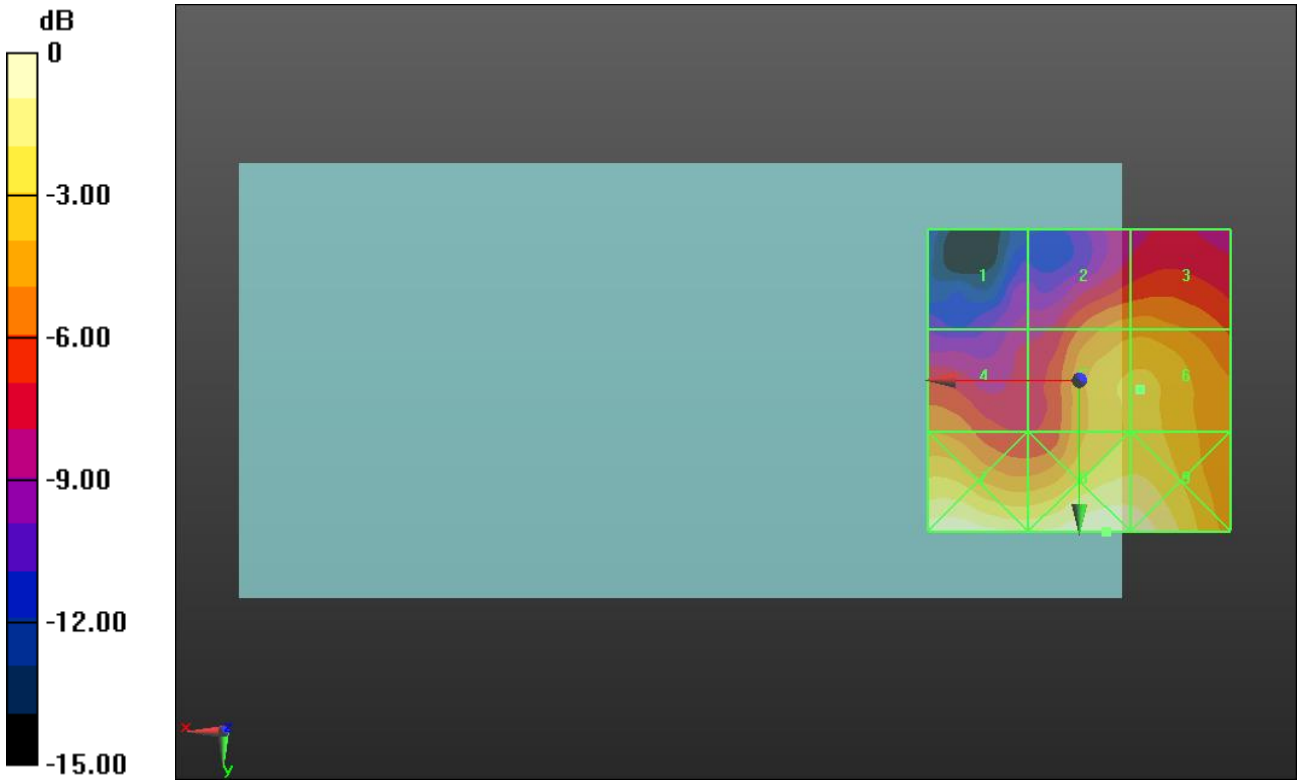

0 dB = 12.33 V/m = 21.82 dBV/m

HAC-RF Emission ANT4 Wi-Fi 2.4GHz

Communication System: UID 10061 - CAB, IEEE 802.11b WiFi 2.4 GHz (DSSS, 11 Mbps); Frequency: 2417 MHz; Duty Cycle: 1:2.29034
Phantom section: RF Section
DASY5 Configuration:
- Probe: EF3DV3 - SN4041; ConvF(1, 1, 1) @ 2417 MHz; Calibrated: 3/18/2020
- Sensor-Surface: (Fix Surface)
- Electronics: DAE4 Sn1257; Calibrated: 10/10/2019
- Phantom: HAC Test Arch with AMCC; Type: SD HAC P01 BB
- Measurement SW: DASY52, Version 52.10 (2);SEMCAD X Version 14.6.12 (7470)

802.11b E-Field measurement/IEEE 802.11b_OFDM 11 Mbps Ch. 2/Hearing Aid Compatibility Test (101x101x1): Interpolated grid: dx=0.5000 mm, dy=0.5000 mm

Device Reference Point: 0, 0, -6.3 mm
Reference Value = 37.19 V/m; Power Drift = -0.07 dB
Applied MIF = -2.02 dB
RF audio interference level = 28.63 dBV/m
Emission category: M4

MIF scaled E-field

Grid 1 **M4** **22.83 dBV/m**	Grid 2 **M4** **25.65 dBV/m**	Grid 3 **M4** **25.66 dBV/m**
Grid 4 **M4** **26.23 dBV/m**	Grid 5 **M4** **28.63 dBV/m**	Grid 6 **M4** **28.6 dBV/m**
Grid 7 **M4** **29.97 dBV/m**	Grid 8 **M3** **30.79 dBV/m**	Grid 9 **M3** **30.21 dBV/m**

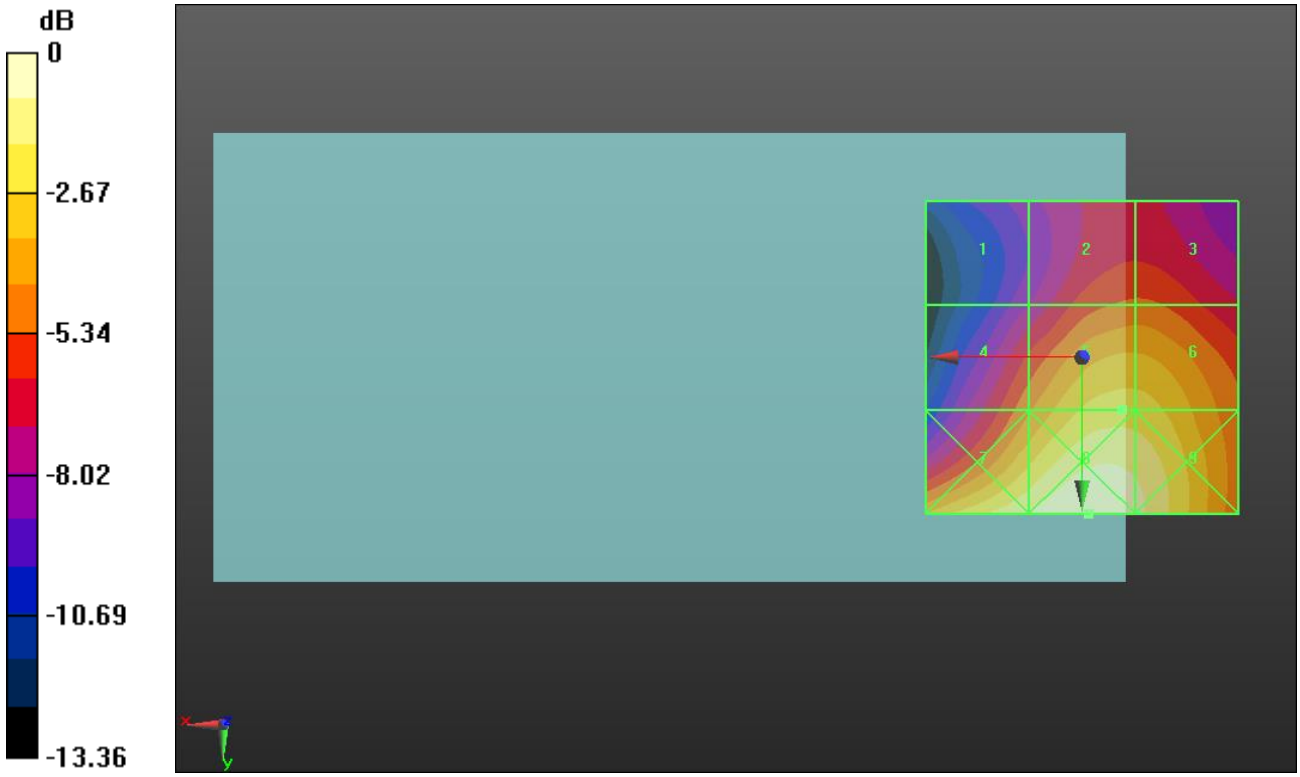

0 dB = 34.64 V/m = 30.79 dBV/m

HAC-RF Emission ANT4 Wi-Fi 2.4GHz

Communication System: UID 10061 - CAB, IEEE 802.11b WiFi 2.4 GHz (DSSS, 11 Mbps); Frequency: 2437 MHz; Duty Cycle: 1:2.29034
Phantom section: RF Section
DASY5 Configuration:
- Probe: EF3DV3 - SN4041; ConvF(1, 1, 1) @ 2437 MHz; Calibrated: 3/18/2020
- Sensor-Surface: (Fix Surface)
- Electronics: DAE4 Sn1257; Calibrated: 10/10/2019
- Phantom: HAC Test Arch with AMCC; Type: SD HAC P01 BB
- Measurement SW: DASY52, Version 52.10 (2);SEMCAD X Version 14.6.12 (7470)

802.11b E-Field measurement/IEEE 802.11b_OFDM 11 Mbps Ch. 6/Hearing Aid Compatibility Test (101x101x1): Interpolated grid: dx=0.5000 mm, dy=0.5000 mm

Device Reference Point: 0, 0, -6.3 mm
Reference Value = 41.68 V/m; Power Drift = -0.03 dB
Applied MIF = -2.02 dB
RF audio interference level = 29.40 dBV/m
Emission category: M4

MIF scaled E-field

Grid 1 **M4** **24.12 dBV/m**	Grid 2 **M4** **26.67 dBV/m**	Grid 3 **M4** **26.67 dBV/m**
Grid 4 **M4** **27.34 dBV/m**	Grid 5 **M4** **29.4 dBV/m**	Grid 6 **M4** **29.31 dBV/m**
Grid 7 **M3** **30.89 dBV/m**	Grid 8 **M3** **31.55 dBV/m**	Grid 9 **M3** **30.84 dBV/m**

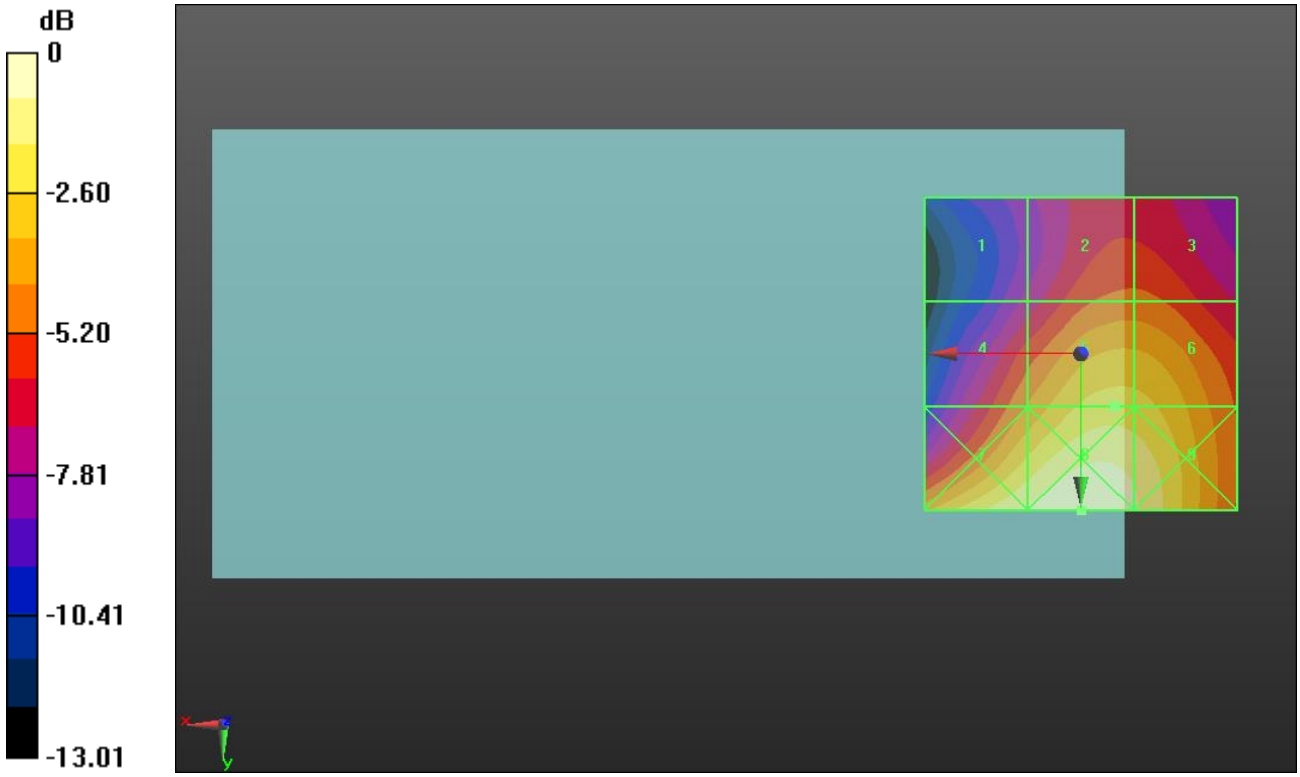

0 dB = 37.80 V/m = 31.55 dBV/m

HAC-RF Emission ANT4 Wi-Fi 2.4GHz

Communication System: UID 10061 - CAB, IEEE 802.11b WiFi 2.4 GHz (DSSS, 11 Mbps); Frequency: 2462 MHz; Duty Cycle: 1:2.29034
Phantom section: RF Section
DASY5 Configuration:
- Probe: EF3DV3 - SN4041; ConvF(1, 1, 1) @ 2462 MHz; Calibrated: 3/18/2020
- Sensor-Surface: (Fix Surface)
- Electronics: DAE4 Sn1257; Calibrated: 10/10/2019
- Phantom: HAC Test Arch with AMCC; Type: SD HAC P01 BB
- Measurement SW: DASY52, Version 52.10 (2);SEMCAD X Version 14.6.12 (7470)

802.11b E-Field measurement/IEEE 802.11b_OFDM 11 Mbps Ch. 11/Hearing Aid Compatibility Test (101x101x1): Interpolated grid: dx=0.5000 mm, dy=0.5000 mm

Device Reference Point: 0, 0, -6.3 mm
Reference Value = 36.79 V/m; Power Drift = -0.08 dB
Applied MIF = -2.02 dB
RF audio interference level = 28.28 dBV/m
Emission category: M4

MIF scaled E-field

Grid 1 **M4** **23.22 dBV/m**	Grid 2 **M4** **25.58 dBV/m**	Grid 3 **M4** **25.51 dBV/m**
Grid 4 **M4** **26.5 dBV/m**	Grid 5 **M4** **28.28 dBV/m**	Grid 6 **M4** **28.14 dBV/m**
Grid 7 **M3** **30.02 dBV/m**	Grid 8 **M3** **30.62 dBV/m**	Grid 9 **M4** **29.74 dBV/m**

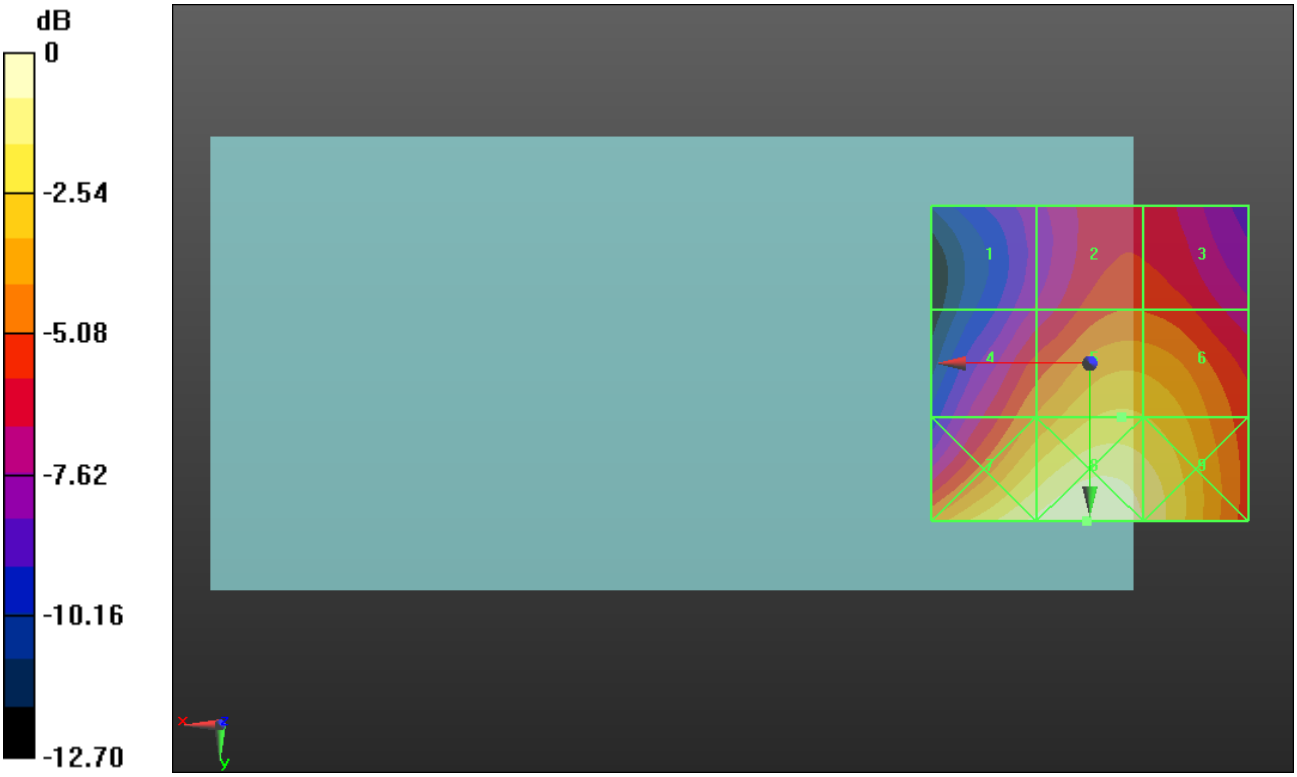

0 dB = 33.98 V/m = 30.62 dBV/m

HAC-RF Emission ANT4 Wi-Fi 2.4GHz

Communication System: UID 10077 - CAB, IEEE 802.11g WiFi 2.4 GHz (DSSS/OFDM, 54 Mbps); Frequency: 2422 MHz; Duty Cycle: 1:12.5777
Phantom section: RF Section
DASY5 Configuration:
- Probe: EF3DV3 - SN4041; ConvF(1, 1, 1) @ 2422 MHz; Calibrated: 3/18/2020
- Sensor-Surface: (Fix Surface)
- Electronics: DAE4 Sn1257; Calibrated: 10/10/2019
- Phantom: HAC Test Arch with AMCC; Type: SD HAC P01 BB
- Measurement SW: DASY52, Version 52.10 (2);SEMCAD X Version 14.6.12 (7470)

802.11g E-Field measurement/IEEE 802.11g_OFDM 54 Mbps Ch. 3/Hearing Aid Compatibility Test (101x101x1): Interpolated grid: dx=0.5000 mm, dy=0.5000 mm

Device Reference Point: 0, 0, -6.3 mm
Reference Value = 35.94 V/m; Power Drift = -0.06 dB
Applied MIF = 0.12 dB
RF audio interference level = 30.39 dBV/m
Emission category: M3

MIF scaled E-field

Grid 1 **M4** **24.78 dBV/m**	Grid 2 **M4** **27.48 dBV/m**	Grid 3 **M4** **27.48 dBV/m**
Grid 4 **M4** **28.16 dBV/m**	Grid 5 **M3** **30.39 dBV/m**	Grid 6 **M3** **30.34 dBV/m**
Grid 7 **M3** **31.8 dBV/m**	Grid 8 **M3** **32.6 dBV/m**	Grid 9 **M3** **31.99 dBV/m**



0 dB = 42.64 V/m = 32.60 dBV/m

HAC-RF Emission ANT4 Wi-Fi 2.4GHz

Communication System: UID 10077 - CAB, IEEE 802.11g WiFi 2.4 GHz (DSSS/OFDM, 54 Mbps); Frequency: 2437 MHz; Duty Cycle: 1:12.5777
Phantom section: RF Section
DASY5 Configuration:
- Probe: EF3DV3 - SN4041; ConvF(1, 1, 1) @ 2437 MHz; Calibrated: 3/18/2020
- Sensor-Surface: (Fix Surface)
- Electronics: DAE4 Sn1257; Calibrated: 10/10/2019
- Phantom: HAC Test Arch with AMCC; Type: SD HAC P01 BB
- Measurement SW: DASY52, Version 52.10 (2);SEMCAD X Version 14.6.12 (7470)

802.11g E-Field measurement/IEEE 802.11g_OFDM 54 Mbps Ch. 6/Hearing Aid Compatibility Test (101x101x1): Interpolated grid: dx=0.5000 mm, dy=0.5000 mm

Device Reference Point: 0, 0, -6.3 mm
Reference Value = 41.52 V/m; Power Drift = -0.03 dB
Applied MIF = 0.12 dB
RF audio interference level = 31.51 dBV/m
Emission category: M3

MIF scaled E-field

Grid 1 **M4** **26.21 dBV/m**	Grid 2 **M4** **28.8 dBV/m**	Grid 3 **M4** **28.79 dBV/m**
Grid 4 **M4** **29.49 dBV/m**	Grid 5 **M3** **31.51 dBV/m**	Grid 6 **M3** **31.41 dBV/m**
Grid 7 **M3** **33 dBV/m**	Grid 8 **M3** **33.67 dBV/m**	Grid 9 **M3** **32.93 dBV/m**

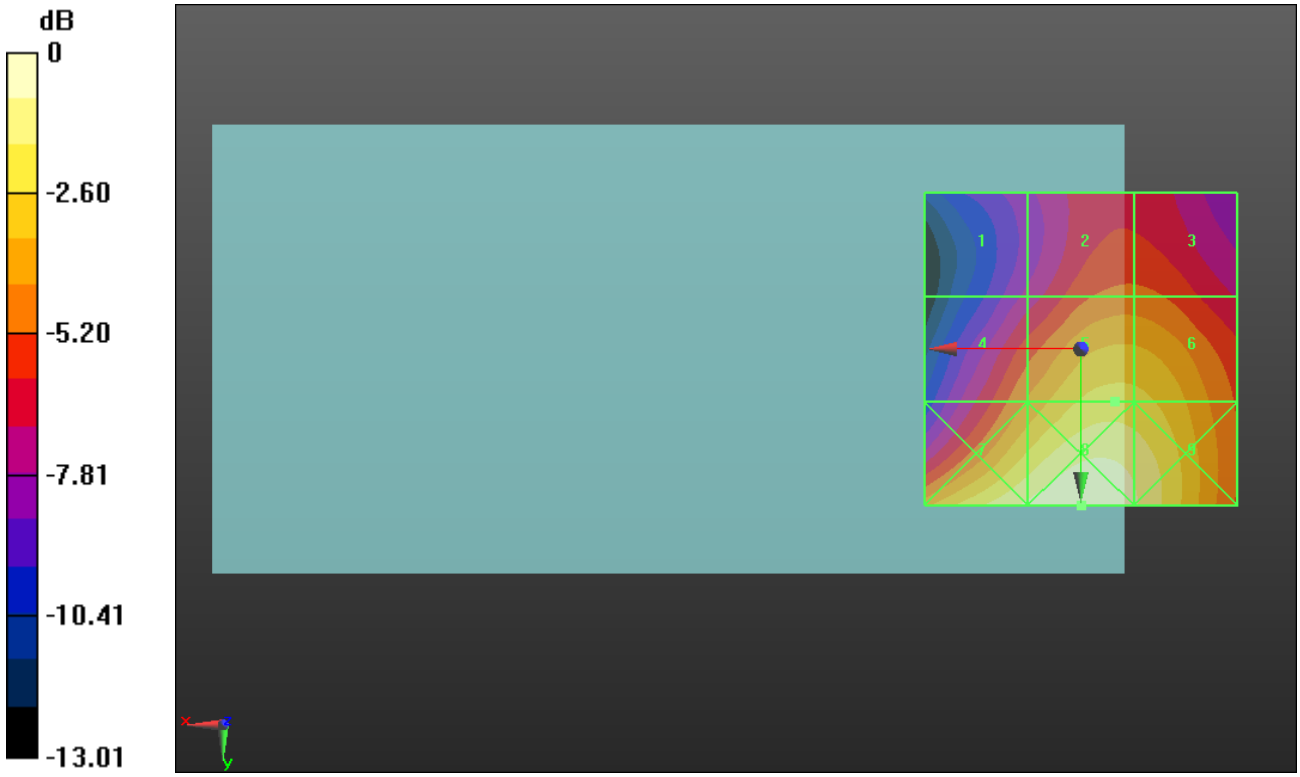

0 dB = 48.28 V/m = 33.68 dBV/m

HAC-RF Emission ANT4 Wi-Fi 2.4GHz

Communication System: UID 10077 - CAB, IEEE 802.11g WiFi 2.4 GHz (DSSS/OFDM, 54 Mbps); Frequency: 2452 MHz; Duty Cycle: 1:12.5777
Phantom section: RF Section
DASY5 Configuration:
- Probe: EF3DV3 - SN4041; ConvF(1, 1, 1) @ 2452 MHz; Calibrated: 3/18/2020
- Sensor-Surface: (Fix Surface)
- Electronics: DAE4 Sn1257; Calibrated: 10/10/2019
- Phantom: HAC Test Arch with AMCC; Type: SD HAC P01 BB
- Measurement SW: DASY52, Version 52.10 (2);SEMCAD X Version 14.6.12 (7470)

802.11g E-Field measurement/IEEE 802.11g_OFDM 54 Mbps Ch. 9/Hearing Aid Compatibility Test (101x101x1): Interpolated grid: dx=0.5000 mm, dy=0.5000 mm

Device Reference Point: 0, 0, -6.3 mm
Reference Value = 41.55 V/m; Power Drift = -0.17 dB
Applied MIF = 0.12 dB
RF audio interference level = 31.39 dBV/m
Emission category: M3

MIF scaled E-field

Grid 1 **M4** **26.5 dBV/m**	Grid 2 **M4** **28.79 dBV/m**	Grid 3 **M4** **28.76 dBV/m**
Grid 4 **M4** **29.6 dBV/m**	Grid 5 **M3** **31.39 dBV/m**	Grid 6 **M3** **31.26 dBV/m**
Grid 7 **M3** **33.1 dBV/m**	Grid 8 **M3** **33.67 dBV/m**	Grid 9 **M3** **32.85 dBV/m**

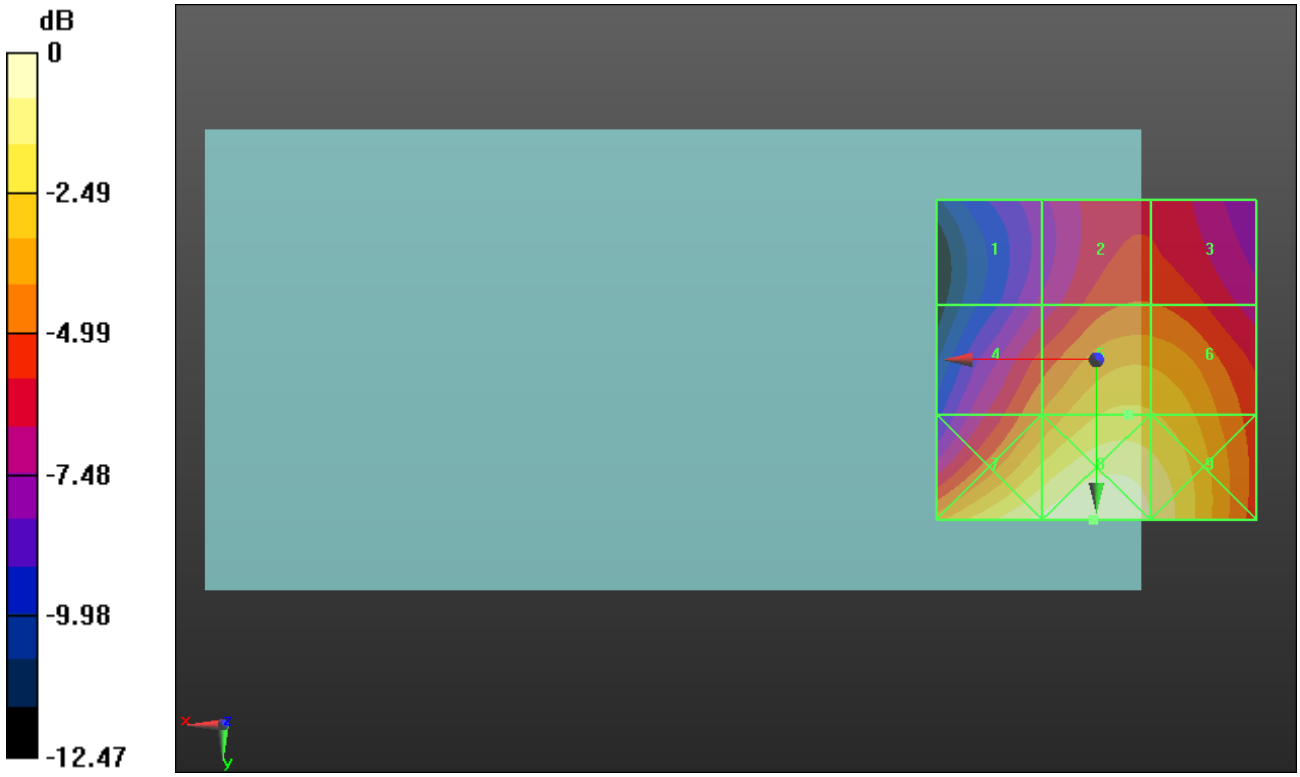

0 dB = 48.23 V/m = 33.67 dBV/m

HAC-RF Emission ANT5 Wi-Fi 5GHz

Communication System: UID 10062 - CAC, IEEE 802.11a/h WiFi 5 GHz (OFDM, 6 Mbps); Frequency: 5200 MHz; Duty Cycle: 1:7.37564
Phantom section: RF Section
DASY5 Configuration:
- Probe: EF3DV3 - SN4041; ConvF(1, 1, 1) @ 5200 MHz; Calibrated: 3/18/2020
- Sensor-Surface: (Fix Surface)
- Electronics: DAE4 Sn1257; Calibrated: 10/10/2019
- Phantom: HAC Test Arch with AMCC; Type: SD HAC P01 BB
- Measurement SW: DASY52, Version 52.10 (2);SEMCAD X Version 14.6.12 (7470)

802.11a E-Field measurement/IEEE 802.11a_OFDM 6 Mbps Ch. 40/Hearing Aid Compatibility Test (101x101x1): Interpolated grid: dx=0.5000 mm, dy=0.5000 mm

Device Reference Point: 0, 0, -6.3 mm
Reference Value = 7.711 V/m; Power Drift = -0.39 dB
Applied MIF = -5.82 dB
RF audio interference level = 12.09 dBV/m
Emission category: M4

MIF scaled E-field

Grid 1 **M4** **12 dBV/m**	Grid 2 **M4** **10.41 dBV/m**	Grid 3 **M4** **10.63 dBV/m**
Grid 4 **M4** **13.49 dBV/m**	Grid 5 **M4** **12.09 dBV/m**	Grid 6 **M4** **10.61 dBV/m**
Grid 7 **M4** **13.14 dBV/m**	Grid 8 **M4** **12.09 dBV/m**	Grid 9 **M4** **11.9 dBV/m**



0 dB = 4.728 V/m = 13.49 dBV/m

HAC-RF Emission ANT5 Wi-Fi 5GHz

Communication System: UID 10062 - CAC, IEEE 802.11a/h WiFi 5 GHz (OFDM, 6 Mbps); Frequency: 5220 MHz; Duty Cycle: 1:7.37564
Phantom section: RF Section
DASY5 Configuration:
- Probe: EF3DV3 - SN4041; ConvF(1, 1, 1) @ 5220 MHz; Calibrated: 3/18/2020
- Sensor-Surface: (Fix Surface)
- Electronics: DAE4 Sn1257; Calibrated: 10/10/2019
- Phantom: HAC Test Arch with AMCC; Type: SD HAC P01 BB
- Measurement SW: DASY52, Version 52.10 (2);SEMCAD X Version 14.6.12 (7470)

802.11a E-Field measurement/IEEE 802.11a_OFDM 6 Mbps Ch. 44/Hearing Aid Compatibility Test (101x101x1): Interpolated grid: dx=0.5000 mm, dy=0.5000 mm

Device Reference Point: 0, 0, -6.3 mm
Reference Value = 7.887 V/m; Power Drift = 0.16 dB
Applied MIF = -5.82 dB
RF audio interference level = 12.09 dBV/m
Emission category: M4

MIF scaled E-field

Grid 1 **M4** **12.32 dBV/m**	Grid 2 **M4** **10.85 dBV/m**	Grid 3 **M4** **10.82 dBV/m**
Grid 4 **M4** **13.97 dBV/m**	Grid 5 **M4** **12.09 dBV/m**	Grid 6 **M4** **10.77 dBV/m**
Grid 7 **M4** **13.6 dBV/m**	Grid 8 **M4** **12.09 dBV/m**	Grid 9 **M4** **11.71 dBV/m**



0 dB = 4.994 V/m = 13.97 dBV/m

HAC-RF Emission ANT5 Wi-Fi 5GHz

Communication System: UID 10062 - CAC, IEEE 802.11a/h WiFi 5 GHz (OFDM, 6 Mbps); Frequency: 5240 MHz; Duty Cycle: 1:7.37564
Phantom section: RF Section
DASY5 Configuration:
- Probe: EF3DV3 - SN4041; ConvF(1, 1, 1) @ 5240 MHz; Calibrated: 3/18/2020
- Sensor-Surface: (Fix Surface)
- Electronics: DAE4 Sn1257; Calibrated: 10/10/2019
- Phantom: HAC Test Arch with AMCC; Type: SD HAC P01 BB
- Measurement SW: DASY52, Version 52.10 (2);SEMCAD X Version 14.6.12 (7470)

802.11a E-Field measurement/IEEE 802.11a_OFDM 6 Mbps Ch. 48/Hearing Aid Compatibility Test (101x101x1): Interpolated grid: dx=0.5000 mm, dy=0.5000 mm

Device Reference Point: 0, 0, -6.3 mm
Reference Value = 8.404 V/m; Power Drift = -0.03 dB
Applied MIF = -5.82 dB
RF audio interference level = 12.18 dBV/m
Emission category: M4

MIF scaled E-field

Grid 1 **M4** **13.01 dBV/m**	Grid 2 **M4** **11.61 dBV/m**	Grid 3 **M4** **11.48 dBV/m**
Grid 4 **M4** **14.23 dBV/m**	Grid 5 **M4** **12.11 dBV/m**	Grid 6 **M4** **11.41 dBV/m**
Grid 7 **M4** **13.82 dBV/m**	Grid 8 **M4** **12.18 dBV/m**	Grid 9 **M4** **11.98 dBV/m**



0 dB = 5.149 V/m = 14.23 dBV/m

HAC-RF Emission ANT5 Wi-Fi 5GHz

Communication System: UID 10062 - CAC, IEEE 802.11a/h WiFi 5 GHz (OFDM, 6 Mbps); Frequency: 5260 MHz; Duty Cycle: 1:7.37564
Phantom section: RF Section
DASY5 Configuration:
- Probe: EF3DV3 - SN4041; ConvF(1, 1, 1) @ 5260 MHz; Calibrated: 3/18/2020
- Sensor-Surface: (Fix Surface)
- Electronics: DAE4 Sn1257; Calibrated: 10/10/2019
- Phantom: HAC Test Arch with AMCC; Type: SD HAC P01 BB
- Measurement SW: DASY52, Version 52.10 (2);SEMCAD X Version 14.6.12 (7470)

802.11a E-Field measurement/IEEE 802.11a_OFDM 6 Mbps Ch. 52/Hearing Aid Compatibility Test (101x101x1): Interpolated grid: dx=0.5000 mm, dy=0.5000 mm

Device Reference Point: 0, 0, -6.3 mm
Reference Value = 8.719 V/m; Power Drift = -0.03 dB
Applied MIF = -5.82 dB
RF audio interference level = 12.25 dBV/m
Emission category: M4

MIF scaled E-field

Grid 1 **M4** **13.09 dBV/m**	Grid 2 **M4** **10.58 dBV/m**	Grid 3 **M4** **10.52 dBV/m**
Grid 4 **M4** **14.43 dBV/m**	Grid 5 **M4** **12.2 dBV/m**	Grid 6 **M4** **10.74 dBV/m**
Grid 7 **M4** **13.85 dBV/m**	Grid 8 **M4** **12.25 dBV/m**	Grid 9 **M4** **10.66 dBV/m**



0 dB = 5.269 V/m = 14.43 dBV/m

HAC-RF Emission ANT5 Wi-Fi 5GHz

Communication System: UID 10062 - CAC, IEEE 802.11a/h WiFi 5 GHz (OFDM, 6 Mbps); Frequency: 5280 MHz; Duty Cycle: 1:7.37564
Phantom section: RF Section
DASY5 Configuration:
- Probe: EF3DV3 - SN4041; ConvF(1, 1, 1) @ 5280 MHz; Calibrated: 3/18/2020
- Sensor-Surface: (Fix Surface)
- Electronics: DAE4 Sn1257; Calibrated: 10/10/2019
- Phantom: HAC Test Arch with AMCC; Type: SD HAC P01 BB
- Measurement SW: DASY52, Version 52.10 (2);SEMCAD X Version 14.6.12 (7470)

802.11a E-Field measurement/IEEE 802.11a_OFDM 6 Mbps Ch. 56/Hearing Aid Compatibility Test (101x101x1): Interpolated grid: dx=0.5000 mm, dy=0.5000 mm

Device Reference Point: 0, 0, -6.3 mm
Reference Value = 8.951 V/m; Power Drift = -0.24 dB
Applied MIF = -5.82 dB
RF audio interference level = 12.38 dBV/m
Emission category: M4

MIF scaled E-field

Grid 1 **M4** **13.31 dBV/m**	Grid 2 **M4** **11.47 dBV/m**	Grid 3 **M4** **11.31 dBV/m**
Grid 4 **M4** **14.8 dBV/m**	Grid 5 **M4** **12.18 dBV/m**	Grid 6 **M4** **11.35 dBV/m**
Grid 7 **M4** **14.47 dBV/m**	Grid 8 **M4** **12.38 dBV/m**	Grid 9 **M4** **11.19 dBV/m**



0 dB = 5.497 V/m = 14.80 dBV/m

HAC-RF Emission ANT5 Wi-Fi 5GHz

Communication System: UID 10062 - CAC, IEEE 802.11a/h WiFi 5 GHz (OFDM, 6 Mbps); Frequency: 5300 MHz; Duty Cycle: 1:7.37564
Phantom section: RF Section
DASY5 Configuration:
- Probe: EF3DV3 - SN4041; ConvF(1, 1, 1) @ 5300 MHz; Calibrated: 3/18/2020
- Sensor-Surface: (Fix Surface)
- Electronics: DAE4 Sn1257; Calibrated: 10/10/2019
- Phantom: HAC Test Arch with AMCC; Type: SD HAC P01 BB
- Measurement SW: DASY52, Version 52.10 (2);SEMCAD X Version 14.6.12 (7470)

802.11a E-Field measurement/IEEE 802.11a_OFDM 6 Mbps Ch. 60/Hearing Aid Compatibility Test (101x101x1): Interpolated grid: dx=0.5000 mm, dy=0.5000 mm

Device Reference Point: 0, 0, -6.3 mm
Reference Value = 8.965 V/m; Power Drift = 0.09 dB
Applied MIF = -5.82 dB
RF audio interference level = 12.44 dBV/m
Emission category: M4

MIF scaled E-field

Grid 1 **M4** **13.6 dBV/m**	Grid 2 **M4** **11.71 dBV/m**	Grid 3 **M4** **11 dBV/m**
Grid 4 **M4** **15.11 dBV/m**	Grid 5 **M4** **12.17 dBV/m**	Grid 6 **M4** **11.41 dBV/m**
Grid 7 **M4** **14.57 dBV/m**	Grid 8 **M4** **12.44 dBV/m**	Grid 9 **M4** **10.83 dBV/m**



0 dB = 5.695 V/m = 15.11 dBV/m

HAC-RF Emission ANT5 Wi-Fi 5GHz

Communication System: UID 10062 - CAC, IEEE 802.11a/h WiFi 5 GHz (OFDM, 6 Mbps); Frequency: 5520 MHz; Duty Cycle: 1:7.37564
Phantom section: RF Section
DASY5 Configuration:
- Probe: EF3DV3 - SN4041; ConvF(1, 1, 1) @ 5520 MHz; Calibrated: 3/18/2020
- Sensor-Surface: (Fix Surface)
- Electronics: DAE4 Sn1257; Calibrated: 10/10/2019
- Phantom: HAC Test Arch with AMCC; Type: SD HAC P01 BB
- Measurement SW: DASY52, Version 52.10 (2);SEMCAD X Version 14.6.12 (7470)

802.11a E-Field measurement/IEEE 802.11a_OFDM 6 Mbps Ch. 104/Hearing Aid Compatibility Test (101x101x1): Interpolated grid: dx=0.5000 mm, dy=0.5000 mm

Device Reference Point: 0, 0, -6.3 mm
Reference Value = 7.814 V/m; Power Drift = 0.13 dB
Applied MIF = -5.82 dB
RF audio interference level = 12.90 dBV/m
Emission category: M4

MIF scaled E-field

Grid 1 **M4** **11.32 dBV/m**	Grid 2 **M4** **12.9 dBV/m**	Grid 3 **M4** **12.33 dBV/m**
Grid 4 **M4** **16.51 dBV/m**	Grid 5 **M4** **11.51 dBV/m**	Grid 6 **M4** **10.46 dBV/m**
Grid 7 **M4** **16.41 dBV/m**	Grid 8 **M4** **13.29 dBV/m**	Grid 9 **M4** **12.65 dBV/m**



0 dB = 6.690 V/m = 16.51 dBV/m

HAC-RF Emission ANT5 Wi-Fi 5GHz

Communication System: UID 10062 - CAC, IEEE 802.11a/h WiFi 5 GHz (OFDM, 6 Mbps); Frequency: 5620 MHz; Duty Cycle: 1:7.37564
Phantom section: RF Section
DASY5 Configuration:
- Probe: EF3DV3 - SN4041; ConvF(1, 1, 1) @ 5620 MHz; Calibrated: 3/18/2020
- Sensor-Surface: (Fix Surface)
- Electronics: DAE4 Sn1257; Calibrated: 10/10/2019
- Phantom: HAC Test Arch with AMCC; Type: SD HAC P01 BB
- Measurement SW: DASY52, Version 52.10 (2);SEMCAD X Version 14.6.12 (7470)

802.11a E-Field measurement/IEEE 802.11a_OFDM 6 Mbps Ch. 124/Hearing Aid Compatibility Test (101x101x1): Interpolated grid: dx=0.5000 mm, dy=0.5000 mm

Device Reference Point: 0, 0, -6.3 mm
Reference Value = 7.307 V/m; Power Drift = 0.14 dB
Applied MIF = -5.82 dB
RF audio interference level = 12.53 dBV/m
Emission category: M4

MIF scaled E-field

Grid 1 **M4** **11.4 dBV/m**	Grid 2 **M4** **11.7 dBV/m**	Grid 3 **M4** **11.56 dBV/m**
Grid 4 **M4** **16.27 dBV/m**	Grid 5 **M4** **11.72 dBV/m**	Grid 6 **M4** **11.56 dBV/m**
Grid 7 **M4** **16.18 dBV/m**	Grid 8 **M4** **13.03 dBV/m**	Grid 9 **M4** **12.53 dBV/m**



0 dB = 6.509 V/m = 16.27 dBV/m

HAC-RF Emission ANT5 Wi-Fi 5GHz

Communication System: UID 10062 - CAC, IEEE 802.11a/h WiFi 5 GHz (OFDM, 6 Mbps); Frequency: 5720 MHz; Duty Cycle: 1:7.37564
Phantom section: RF Section
DASY5 Configuration:
- Probe: EF3DV3 - SN4041; ConvF(1, 1, 1) @ 5720 MHz; Calibrated: 3/18/2020
- Sensor-Surface: (Fix Surface)
- Electronics: DAE4 Sn1257; Calibrated: 10/10/2019
- Phantom: HAC Test Arch with AMCC; Type: SD HAC P01 BB
- Measurement SW: DASY52, Version 52.10 (2);SEMCAD X Version 14.6.12 (7470)

802.11a E-Field measurement/IEEE 802.11a_OFDM 6 Mbps Ch. 144/Hearing Aid Compatibility Test (101x101x1): Interpolated grid: dx=0.5000 mm, dy=0.5000 mm

Device Reference Point: 0, 0, -6.3 mm
Reference Value = 4.888 V/m; Power Drift = 0.07 dB
Applied MIF = -5.82 dB
RF audio interference level = 14.01 dBV/m
Emission category: M4

MIF scaled E-field

Grid 1 **M4** **8.88 dBV/m**	Grid 2 **M4** **13.07 dBV/m**	Grid 3 **M4** **-16.45 dBV/m**
Grid 4 **M4** **14.01 dBV/m**	Grid 5 **M4** **12.87 dBV/m**	Grid 6 **M4** **12.72 dBV/m**
Grid 7 **M4** **13.98 dBV/m**	Grid 8 **M4** **16.22 dBV/m**	Grid 9 **M4** **16.8 dBV/m**

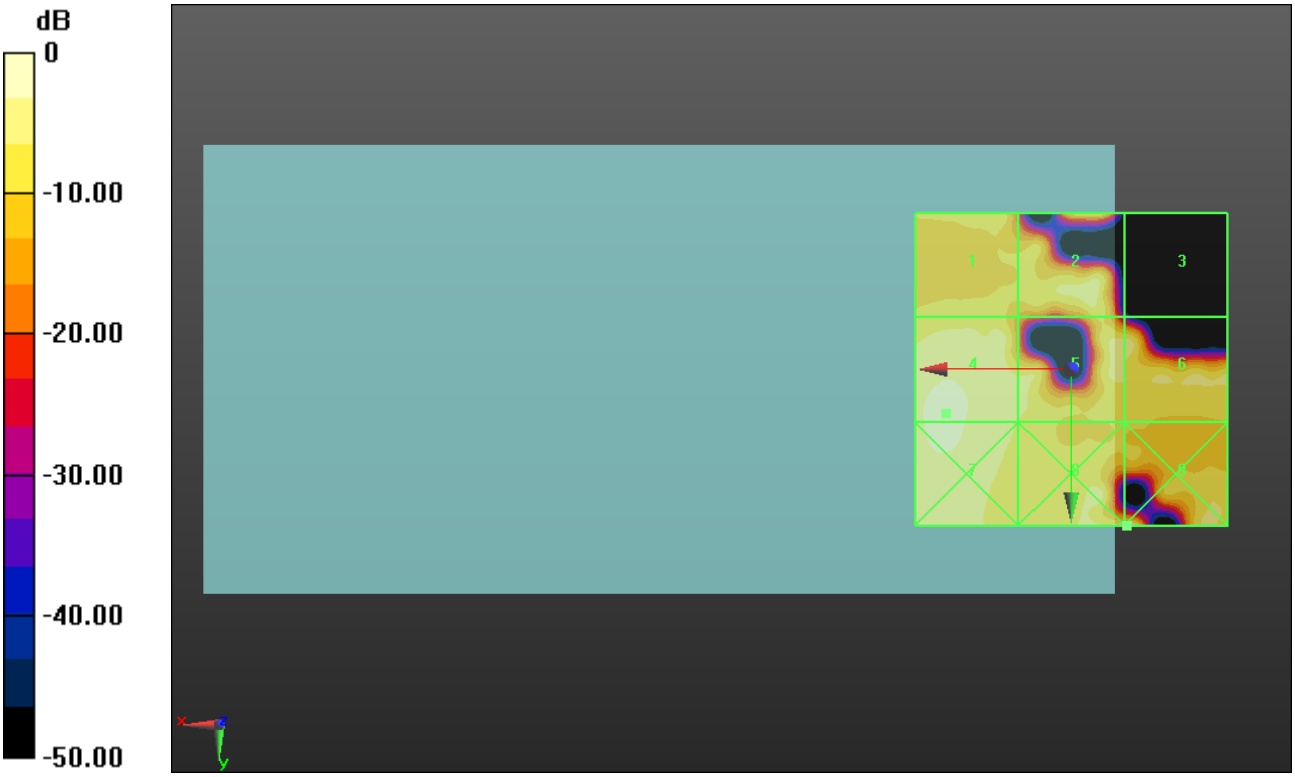

0 dB = 6.920 V/m = 16.80 dBV/m

HAC-RF Emission ANT5 Wi-Fi 5GHz

Communication System: UID 10062 - CAC, IEEE 802.11a/h WiFi 5 GHz (OFDM, 6 Mbps); Frequency: 5745 MHz; Duty Cycle: 1:7.37564
Phantom section: RF Section
DASY5 Configuration:
- Probe: EF3DV3 - SN4041; ConvF(1, 1, 1) @ 5745 MHz; Calibrated: 3/18/2020
- Sensor-Surface: (Fix Surface)
- Electronics: DAE4 Sn1257; Calibrated: 10/10/2019
- Phantom: HAC Test Arch with AMCC; Type: SD HAC P01 BB
- Measurement SW: DASY52, Version 52.10 (2);SEMCAD X Version 14.6.12 (7470)

802.11a E-Field measurement/IEEE 802.11a_OFDM 6 Mbps Ch. 149/Hearing Aid Compatibility Test (101x101x1): Interpolated grid: dx=0.5000 mm, dy=0.5000 mm

Device Reference Point: 0, 0, -6.3 mm
Reference Value = 5.186 V/m; Power Drift = 0.17 dB
Applied MIF = -5.82 dB
RF audio interference level = 10.39 dBV/m

Emission category: M4

MIF scaled E-field

Grid 1 **M4** **8.73 dBV/m**	Grid 2 **M4** **9.21 dBV/m**	Grid 3 **M4** **8.95 dBV/m**
Grid 4 **M4** **14.01 dBV/m**	Grid 5 **M4** **8.87 dBV/m**	Grid 6 **M4** **8.85 dBV/m**
Grid 7 **M4** **13.94 dBV/m**	Grid 8 **M4** **11.23 dBV/m**	Grid 9 **M4** **10.39 dBV/m**



0 dB = 5.018 V/m = 14.01 dBV/m

HAC-RF Emission ANT5 Wi-Fi 5GHz

Communication System: UID 10062 - CAC, IEEE 802.11a/h WiFi 5 GHz (OFDM, 6 Mbps); Frequency: 5785 MHz; Duty Cycle: 1:7.37564
Phantom section: RF Section
DASY5 Configuration:
- Probe: EF3DV3 - SN4041; ConvF(1, 1, 1) @ 5785 MHz; Calibrated: 3/18/2020
- Sensor-Surface: (Fix Surface)
- Electronics: DAE4 Sn1257; Calibrated: 10/10/2019
- Phantom: HAC Test Arch with AMCC; Type: SD HAC P01 BB
- Measurement SW: DASY52, Version 52.10 (2);SEMCAD X Version 14.6.12 (7470)

802.11a E-Field measurement/IEEE 802.11a_OFDM 6 Mbps Ch. 157/Hearing Aid Compatibility Test (101x101x1): Interpolated grid: dx=0.5000 mm, dy=0.5000 mm

Device Reference Point: 0, 0, -6.3 mm
Reference Value = 5.342 V/m; Power Drift = -0.48 dB
Applied MIF = -5.82 dB
RF audio interference level = 10.73 dBV/m
Emission category: M4

MIF scaled E-field

Grid 1 **M4** **7.47 dBV/m**	Grid 2 **M4** **9.9 dBV/m**	Grid 3 **M4** **9.91 dBV/m**
Grid 4 **M4** **14.52 dBV/m**	Grid 5 **M4** **8.83 dBV/m**	Grid 6 **M4** **8 dBV/m**
Grid 7 **M4** **14.48 dBV/m**	Grid 8 **M4** **11.38 dBV/m**	Grid 9 **M4** **10.73 dBV/m**



0 dB = 5.320 V/m = 14.52 dBV/m

HAC-RF Emission ANT5 Wi-Fi 5GHz

Communication System: UID 10062 - CAC, IEEE 802.11a/h WiFi 5 GHz (OFDM, 6 Mbps); Frequency: 5825 MHz; Duty Cycle: 1:7.37564
Phantom section: RF Section
DASY5 Configuration:
- Probe: EF3DV3 - SN4041; ConvF(1, 1, 1) @ 5825 MHz; Calibrated: 3/18/2020
- Sensor-Surface: (Fix Surface)
- Electronics: DAE4 Sn1257; Calibrated: 10/10/2019
- Phantom: HAC Test Arch with AMCC; Type: SD HAC P01 BB
- Measurement SW: DASY52, Version 52.10 (2);SEMCAD X Version 14.6.12 (7470)

802.11a E-Field measurement/IEEE 802.11a_OFDM 6 Mbps Ch. 165/Hearing Aid Compatibility Test (101x101x1): Interpolated grid: dx=0.5000 mm, dy=0.5000 mm

Device Reference Point: 0, 0, -6.3 mm
Reference Value = 4.879 V/m; Power Drift = 0.41 dB
Applied MIF = -5.82 dB
RF audio interference level = 11.19 dBV/m
Emission category: M4

MIF scaled E-field

Grid 1 **M4** **8.89 dBV/m**	Grid 2 **M4** **10.74 dBV/m**	Grid 3 **M4** **10.6 dBV/m**
Grid 4 **M4** **15.1 dBV/m**	Grid 5 **M4** **9.57 dBV/m**	Grid 6 **M4** **7.72 dBV/m**
Grid 7 **M4** **15.14 dBV/m**	Grid 8 **M4** **11.49 dBV/m**	Grid 9 **M4** **11.19 dBV/m**



0 dB = 5.717 V/m = 15.14 dBV/m

HAC-RF Emission ANT7

Communication System: UID 10173 - CAG, LTE-TDD (SC-FDMA, 1 RB, 20 MHz, 16-QAM); Frequency: 3560 MHz; Duty Cycle: 1:8.8736
Phantom section: RF Section
DASY5 Configuration:
- Probe: EF3DV3 - SN4041; ConvF(1, 1, 1) @ 3560 MHz; Calibrated: 3/18/2020
- Sensor-Surface: (Fix Surface)
- Electronics: DAE4 Sn1257; Calibrated: 10/10/2019
- Phantom: HAC Test Arch with AMCC; Type: SD HAC P01 BB
- Measurement SW: DASY52, Version 52.10 (2);SEMCAD X Version 14.6.12 (7470)

LTE Band 48_E-Field measurement/SC-FDMA RB 1/49 20 MHz 16QAM Ch. 55340/Hearing Aid Compatibility Test (101x101x1): Interpolated grid: dx=0.5000 mm, dy=0.5000 mm

Device Reference Point: 0, 0, -6.3 mm
Reference Value = 7.577 V/m; Power Drift = -0.01 dB
Applied MIF = -1.44 dB
RF audio interference level = 21.23 dBV/m
Emission category: M4

MIF scaled E-field

Grid 1 **M4** **19.25 dBV/m**	Grid 2 **M4** **16.65 dBV/m**	Grid 3 **M4** **13.95 dBV/m**
Grid 4 **M4** **21.87 dBV/m**	Grid 5 **M4** **19.33 dBV/m**	Grid 6 **M4** **19.85 dBV/m**
Grid 7 **M4** **22.21 dBV/m**	Grid 8 **M4** **20.93 dBV/m**	Grid 9 **M4** **21.23 dBV/m**

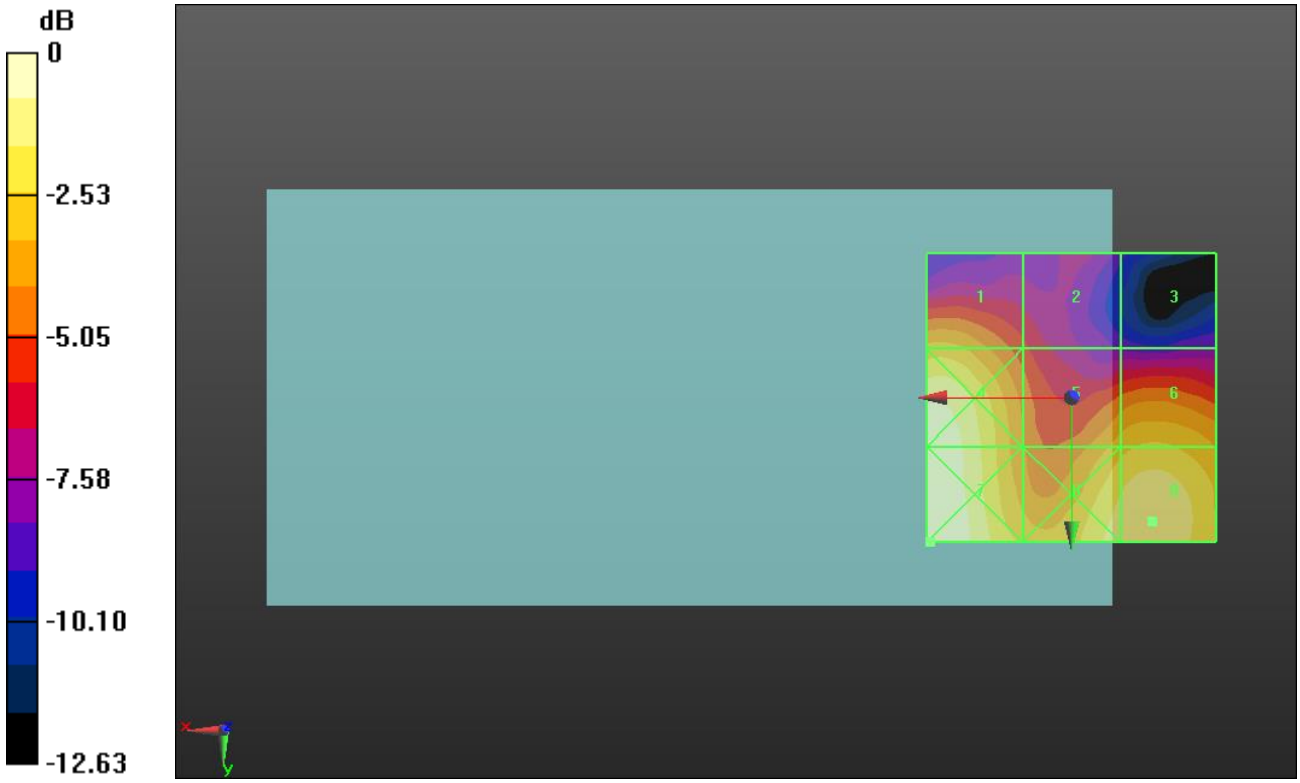

0 dB = 12.89 V/m = 22.21 dBV/m

HAC-RF Emission ANT7

Communication System: UID 10173 - CAG, LTE-TDD (SC-FDMA, 1 RB, 20 MHz, 16-QAM); Frequency: 3603.3 MHz; Duty Cycle: 1:8.8736
Phantom section: RF Section
DASY5 Configuration:
- Probe: EF3DV3 - SN4041; ConvF(1, 1, 1) @ 3603.3 MHz; Calibrated: 3/18/2020
- Sensor-Surface: (Fix Surface)
- Electronics: DAE4 Sn1257; Calibrated: 10/10/2019
- Phantom: HAC Test Arch with AMCC; Type: SD HAC P01 BB
- Measurement SW: DASY52, Version 52.10 (2);SEMCAD X Version 14.6.12 (7470)

LTE Band 48_E-Field measurement/SC-FDMA RB 1/49 20 MHz 16QAM Ch. 55773/Hearing Aid Compatibility Test (101x101x1): Interpolated grid: dx=0.5000 mm, dy=0.5000 mm

Device Reference Point: 0, 0, -6.3 mm
Reference Value = 7.246 V/m; Power Drift = -0.08 dB
Applied MIF = -1.44 dB
RF audio interference level = 20.83 dBV/m

Emission category: M4

MIF scaled E-field

Grid 1 **M4** **19.64 dBV/m**	Grid 2 **M4** **16.36 dBV/m**	Grid 3 **M4** **14.46 dBV/m**
Grid 4 **M4** **21.99 dBV/m**	Grid 5 **M4** **19.31 dBV/m**	Grid 6 **M4** **19.88 dBV/m**
Grid 7 **M4** **22.02 dBV/m**	Grid 8 **M4** **20.63 dBV/m**	Grid 9 **M4** **20.83 dBV/m**



0 dB = 12.61 V/m = 22.01 dBV/m

HAC-RF Emission ANT7

Communication System: UID 10173 - CAG, LTE-TDD (SC-FDMA, 1 RB, 20 MHz, 16-QAM); Frequency: 3646.7 MHz; Duty Cycle: 1:8.8736
Phantom section: RF Section
DASY5 Configuration:
- Probe: EF3DV3 - SN4041; ConvF(1, 1, 1) @ 3646.7 MHz; Calibrated: 3/18/2020
- Sensor-Surface: (Fix Surface)
- Electronics: DAE4 Sn1257; Calibrated: 10/10/2019
- Phantom: HAC Test Arch with AMCC; Type: SD HAC P01 BB
- Measurement SW: DASY52, Version 52.10 (2);SEMCAD X Version 14.6.12 (7470)

LTE Band 48_E-Field measurement/SC-FDMA RB 1/49 20 MHz 16QAM Ch. 56207/Hearing Aid Compatibility Test (101x101x1): Interpolated grid: dx=0.5000 mm, dy=0.5000 mm

Device Reference Point: 0, 0, -6.3 mm
Reference Value = 7.056 V/m; Power Drift = 0.06 dB
Applied MIF = -1.44 dB
RF audio interference level = 20.66 dBV/m
Emission category: M4

MIF scaled E-field

Grid 1 **M4** **20.08 dBV/m**	Grid 2 **M4** **17.11 dBV/m**	Grid 3 **M4** **13.74 dBV/m**
Grid 4 **M4** **21.95 dBV/m**	Grid 5 **M4** **18.69 dBV/m**	Grid 6 **M4** **19.52 dBV/m**
Grid 7 **M4** **21.94 dBV/m**	Grid 8 **M4** **20.23 dBV/m**	Grid 9 **M4** **20.66 dBV/m**



0 dB = 12.51 V/m = 21.95 dBV/m

HAC-RF Emission ANT7

Communication System: UID 10173 - CAG, LTE-TDD (SC-FDMA, 1 RB, 20 MHz, 16-QAM); Frequency: 3690 MHz; Duty Cycle: 1:8.8736
Phantom section: RF Section
DASY5 Configuration:
- Probe: EF3DV3 - SN4041; ConvF(1, 1, 1) @ 3690 MHz; Calibrated: 3/18/2020
- Sensor-Surface: (Fix Surface)
- Electronics: DAE4 Sn1257; Calibrated: 10/10/2019
- Phantom: HAC Test Arch with AMCC; Type: SD HAC P01 BB
- Measurement SW: DASY52, Version 52.10 (2);SEMCAD X Version 14.6.12 (7470)

LTE Band 48_E-Field measurement/SC-FDMA RB 1/49 20 MHz 16QAM Ch. 56640/Hearing Aid Compatibility Test (101x101x1): Interpolated grid: dx=0.5000 mm, dy=0.5000 mm

Device Reference Point: 0, 0, -6.3 mm
Reference Value = 8.213 V/m; Power Drift = 0.11 dB
Applied MIF = -1.44 dB
RF audio interference level = 19.64 dBV/m
Emission category: M4

MIF scaled E-field

Grid 1 **M4** **19.82 dBV/m**	Grid 2 **M4** **17.77 dBV/m**	Grid 3 **M4** **14.27 dBV/m**
Grid 4 **M4** **21.28 dBV/m**	Grid 5 **M4** **19.26 dBV/m**	Grid 6 **M4** **18.61 dBV/m**
Grid 7 **M4** **21.19 dBV/m**	Grid 8 **M4** **19.11 dBV/m**	Grid 9 **M4** **19.64 dBV/m**



0 dB = 11.59 V/m = 21.28 dBV/m

HAC-RF Emission ANT8

Communication System: UID 10173 - CAG, LTE-TDD (SC-FDMA, 1 RB, 20 MHz, 16-QAM); Frequency: 3560 MHz; Duty Cycle: 1:8.8736
Phantom section: RF Section
DASY5 Configuration:
- Probe: EF3DV3 - SN4041; ConvF(1, 1, 1) @ 3560 MHz; Calibrated: 3/18/2020
- Sensor-Surface: (Fix Surface)
- Electronics: DAE4 Sn1257; Calibrated: 10/10/2019
- Phantom: HAC Test Arch with AMCC; Type: SD HAC P01 BB
- Measurement SW: DASY52, Version 52.10 (2);SEMCAD X Version 14.6.12 (7470)

LTE Band 48 E-Field measurement/SC-FDMA 1RB 20 MHz 16QAM Ch. 55340/Hearing Aid Compatibility Test (101x101x1): Interpolated grid: dx=0.5000 mm, dy=0.5000 mm

Device Reference Point: 0, 0, -6.3 mm
Reference Value = 10.18 V/m; Power Drift = -0.05 dB
Applied MIF = -1.44 dB
RF audio interference level = 19.81 dBV/m
Emission category: M4

MIF scaled E-field

Grid 1 **M4** **25.13 dBV/m**	Grid 2 **M4** **24.97 dBV/m**	Grid 3 **M4** **23.51 dBV/m**
Grid 4 **M4** **19.81 dBV/m**	Grid 5 **M4** **18.15 dBV/m**	Grid 6 **M4** **17.75 dBV/m**
Grid 7 **M4** **18.59 dBV/m**	Grid 8 **M4** **17.95 dBV/m**	Grid 9 **M4** **17.11 dBV/m**



0 dB = 18.04 V/m = 25.12 dBV/m

HAC-RF Emission ANT8

Communication System: UID 10173 - CAG, LTE-TDD (SC-FDMA, 1 RB, 20 MHz, 16-QAM); Frequency: 3603.3 MHz; Duty Cycle: 1:8.8736
Phantom section: RF Section
DASY5 Configuration:
- Probe: EF3DV3 - SN4041; ConvF(1, 1, 1) @ 3603.3 MHz; Calibrated: 3/18/2020
- Sensor-Surface: (Fix Surface)
- Electronics: DAE4 Sn1257; Calibrated: 10/10/2019
- Phantom: HAC Test Arch with AMCC; Type: SD HAC P01 BB
- Measurement SW: DASY52, Version 52.10 (2);SEMCAD X Version 14.6.12 (7470)

LTE Band 48 E-Field measurement/SC-FDMA 1RB 20 MHz 16QAM Ch. 55773/Hearing Aid Compatibility Test (101x101x1): Interpolated grid: dx=0.5000 mm, dy=0.5000 mm

Device Reference Point: 0, 0, -6.3 mm
Reference Value = 10.83 V/m; Power Drift = -0.03 dB
Applied MIF = -1.44 dB
RF audio interference level = 19.43 dBV/m

Emission category: M4

MIF scaled E-field

Grid 1 **M4** **24.56 dBV/m**	Grid 2 **M4** **24.49 dBV/m**	Grid 3 **M4** **23.1 dBV/m**
Grid 4 **M4** **19.43 dBV/m**	Grid 5 **M4** **18.16 dBV/m**	Grid 6 **M4** **17.07 dBV/m**
Grid 7 **M4** **18.9 dBV/m**	Grid 8 **M4** **18.1 dBV/m**	Grid 9 **M4** **16.8 dBV/m**

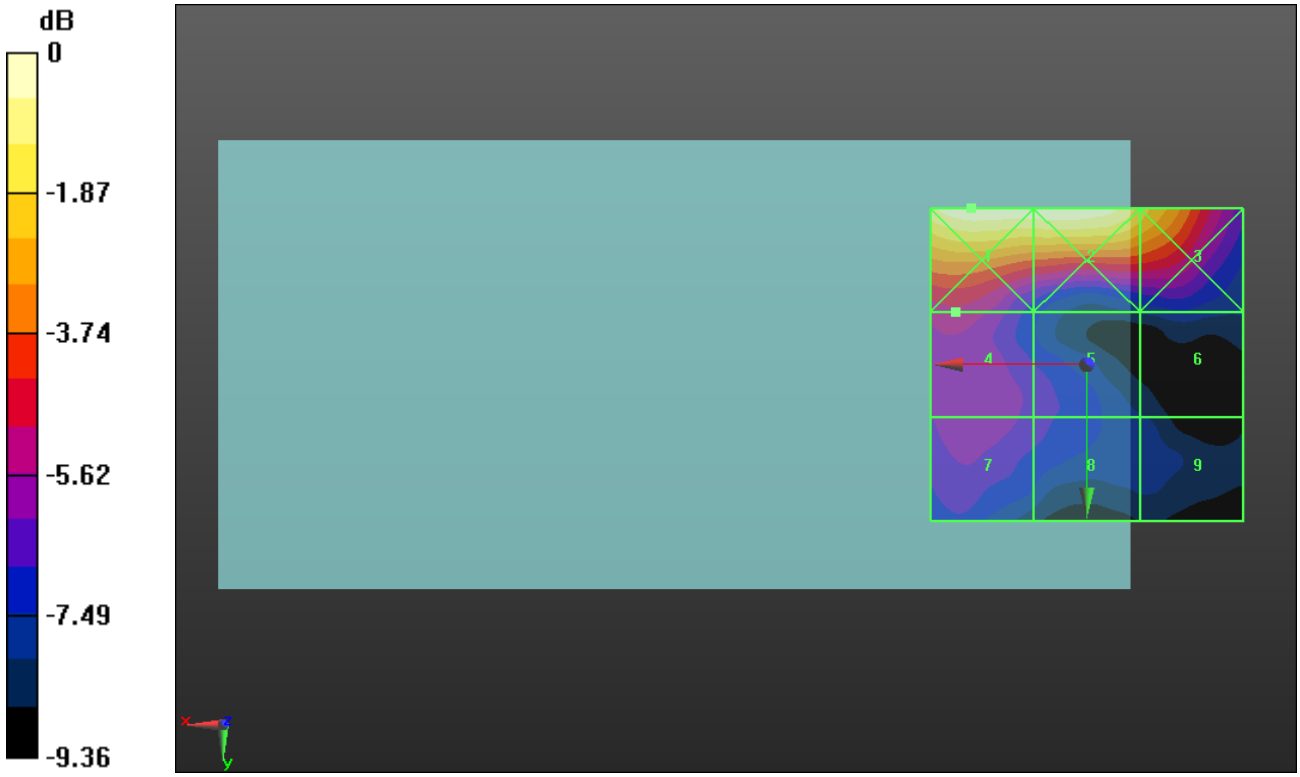

0 dB = 16.90 V/m = 24.56 dBV/m

HAC-RF Emission ANT8

Communication System: UID 10173 - CAG, LTE-TDD (SC-FDMA, 1 RB, 20 MHz, 16-QAM); Frequency: 3646.7 MHz; Duty Cycle: 1:8.8736
Phantom section: RF Section
DASY5 Configuration:
- Probe: EF3DV3 - SN4041; ConvF(1, 1, 1) @ 3646.7 MHz; Calibrated: 3/18/2020
- Sensor-Surface: (Fix Surface)
- Electronics: DAE4 Sn1257; Calibrated: 10/10/2019
- Phantom: HAC Test Arch with AMCC; Type: SD HAC P01 BB
- Measurement SW: DASY52, Version 52.10 (2);SEMCAD X Version 14.6.12 (7470)

LTE Band 48 E-Field measurement/SC-FDMA 1RB 20 MHz 16QAM Ch. 56207/Hearing Aid Compatibility Test (101x101x1): Interpolated grid: dx=0.5000 mm, dy=0.5000 mm

Device Reference Point: 0, 0, -6.3 mm
Reference Value = 13.30 V/m; Power Drift = -0.11 dB
Applied MIF = -1.44 dB
RF audio interference level = 18.76 dBV/m
Emission category: M4

MIF scaled E-field

Grid 1 **M4** **24.12 dBV/m**	Grid 2 **M4** **24.43 dBV/m**	Grid 3 **M4** **23.32 dBV/m**
Grid 4 **M4** **18.76 dBV/m**	Grid 5 **M4** **18.57 dBV/m**	Grid 6 **M4** **17.31 dBV/m**
Grid 7 **M4** **18.73 dBV/m**	Grid 8 **M4** **18.42 dBV/m**	Grid 9 **M4** **17.31 dBV/m**



0 dB = 16.65 V/m = 24.43 dBV/m

HAC-RF Emission ANT8

Communication System: UID 10173 - CAG, LTE-TDD (SC-FDMA, 1 RB, 20 MHz, 16-QAM); Frequency: 3690 MHz; Duty Cycle: 1:8.8736
Phantom section: RF Section
DASY5 Configuration:
- Probe: EF3DV3 - SN4041; ConvF(1, 1, 1) @ 3690 MHz; Calibrated: 3/18/2020
- Sensor-Surface: (Fix Surface)
- Electronics: DAE4 Sn1257; Calibrated: 10/10/2019
- Phantom: HAC Test Arch with AMCC; Type: SD HAC P01 BB
- Measurement SW: DASY52, Version 52.10 (2);SEMCAD X Version 14.6.12 (7470)

LTE Band 48 E-Field measurement/SC-FDMA 1RB 20 MHz 16QAM Ch. 56640/Hearing Aid Compatibility Test (101x101x1): Interpolated grid: dx=0.5000 mm, dy=0.5000 mm

Device Reference Point: 0, 0, -6.3 mm
Reference Value = 15.41 V/m; Power Drift = -0.07 dB
Applied MIF = -1.44 dB
RF audio interference level = 18.96 dBV/m
Emission category: M4

MIF scaled E-field

Grid 1 **M4** **23.87 dBV/m**	Grid 2 **M4** **24.46 dBV/m**	Grid 3 **M4** **23.39 dBV/m**
Grid 4 **M4** **18.69 dBV/m**	Grid 5 **M4** **18.96 dBV/m**	Grid 6 **M4** **18.08 dBV/m**
Grid 7 **M4** **18.57 dBV/m**	Grid 8 **M4** **18.7 dBV/m**	Grid 9 **M4** **18.04 dBV/m**



0 dB = 16.72 V/m = 24.46 dBV/m

HAC-RF Emission ANT9

Communication System: UID 10173 - CAG, LTE-TDD (SC-FDMA, 1 RB, 20 MHz, 16-QAM); Frequency: 3560 MHz; Duty Cycle: 1:8.8736
Phantom section: RF Section
DASY5 Configuration:
- Probe: EF3DV3 - SN4041; ConvF(1, 1, 1) @ 3560 MHz; Calibrated: 3/18/2020
- Sensor-Surface: (Fix Surface)
- Electronics: DAE4 Sn1257; Calibrated: 10/10/2019
- Phantom: HAC Test Arch with AMCC; Type: SD HAC P01 BB
- Measurement SW: DASY52, Version 52.10 (2);SEMCAD X Version 14.6.12 (7470)

LTE Band 48 E-Field measurement/SC-FDMA 1RB 20 MHz 16QAM Ch. 55340/Hearing Aid Compatibility Test (101x101x1): Interpolated grid: dx=0.5000 mm, dy=0.5000 mm

Device Reference Point: 0, 0, -6.3 mm
Reference Value = 17.56 V/m; Power Drift = 0.02 dB
Applied MIF = -1.44 dB
RF audio interference level = 21.95 dBV/m
Emission category: M4

MIF scaled E-field

Grid 1 **M4** **16.53 dBV/m**	Grid 2 **M4** **19.97 dBV/m**	Grid 3 **M4** **20.05 dBV/m**
Grid 4 **M4** **17.96 dBV/m**	Grid 5 **M4** **21.9 dBV/m**	Grid 6 **M4** **21.95 dBV/m**
Grid 7 **M4** **23.2 dBV/m**	Grid 8 **M4** **23.2 dBV/m**	Grid 9 **M4** **23.1 dBV/m**

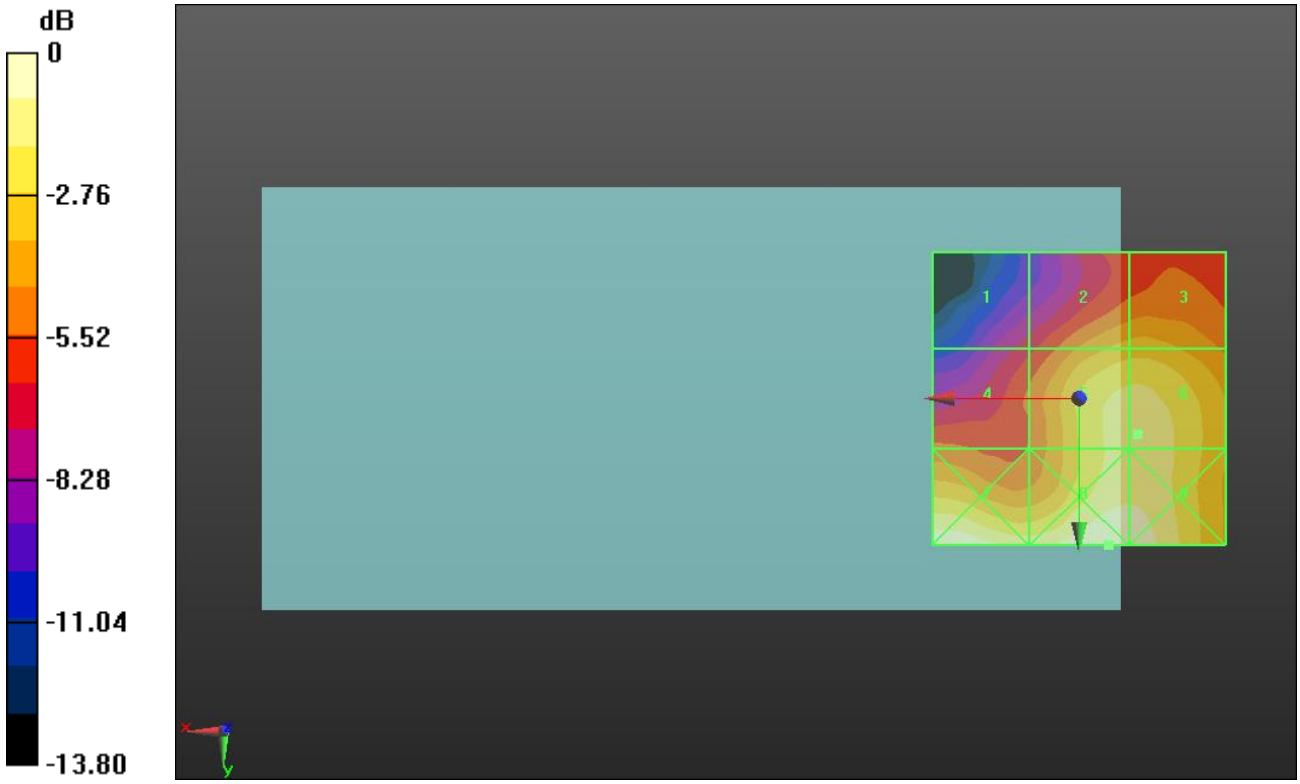

0 dB = 14.46 V/m = 23.20 dBV/m

HAC-RF Emission ANT9

Communication System: UID 10173 - CAG, LTE-TDD (SC-FDMA, 1 RB, 20 MHz, 16-QAM); Frequency: 3603.3 MHz; Duty Cycle: 1:8.8736
Phantom section: RF Section
DASY5 Configuration:
- Probe: EF3DV3 - SN4041; ConvF(1, 1, 1) @ 3603.3 MHz; Calibrated: 3/18/2020
- Sensor-Surface: (Fix Surface)
- Electronics: DAE4 Sn1257; Calibrated: 10/10/2019
- Phantom: HAC Test Arch with AMCC; Type: SD HAC P01 BB
- Measurement SW: DASY52, Version 52.10 (2);SEMCAD X Version 14.6.12 (7470)

LTE Band 48 E-Field measurement/SC-FDMA 1RB 20 MHz 16QAM Ch. 55773/Hearing Aid Compatibility Test (101x101x1): Interpolated grid: dx=0.5000 mm, dy=0.5000 mm

Device Reference Point: 0, 0, -6.3 mm
Reference Value = 15.66 V/m; Power Drift = -0.05 dB
Applied MIF = -1.44 dB
RF audio interference level = 20.91 dBV/m
Emission category: M4

MIF scaled E-field

Grid 1 **M4** **15.57 dBV/m**	Grid 2 **M4** **19.11 dBV/m**	Grid 3 **M4** **19.18 dBV/m**
Grid 4 **M4** **17.65 dBV/m**	Grid 5 **M4** **20.9 dBV/m**	Grid 6 **M4** **20.91 dBV/m**
Grid 7 **M4** **22.25 dBV/m**	Grid 8 **M4** **22.44 dBV/m**	Grid 9 **M4** **22.27 dBV/m**

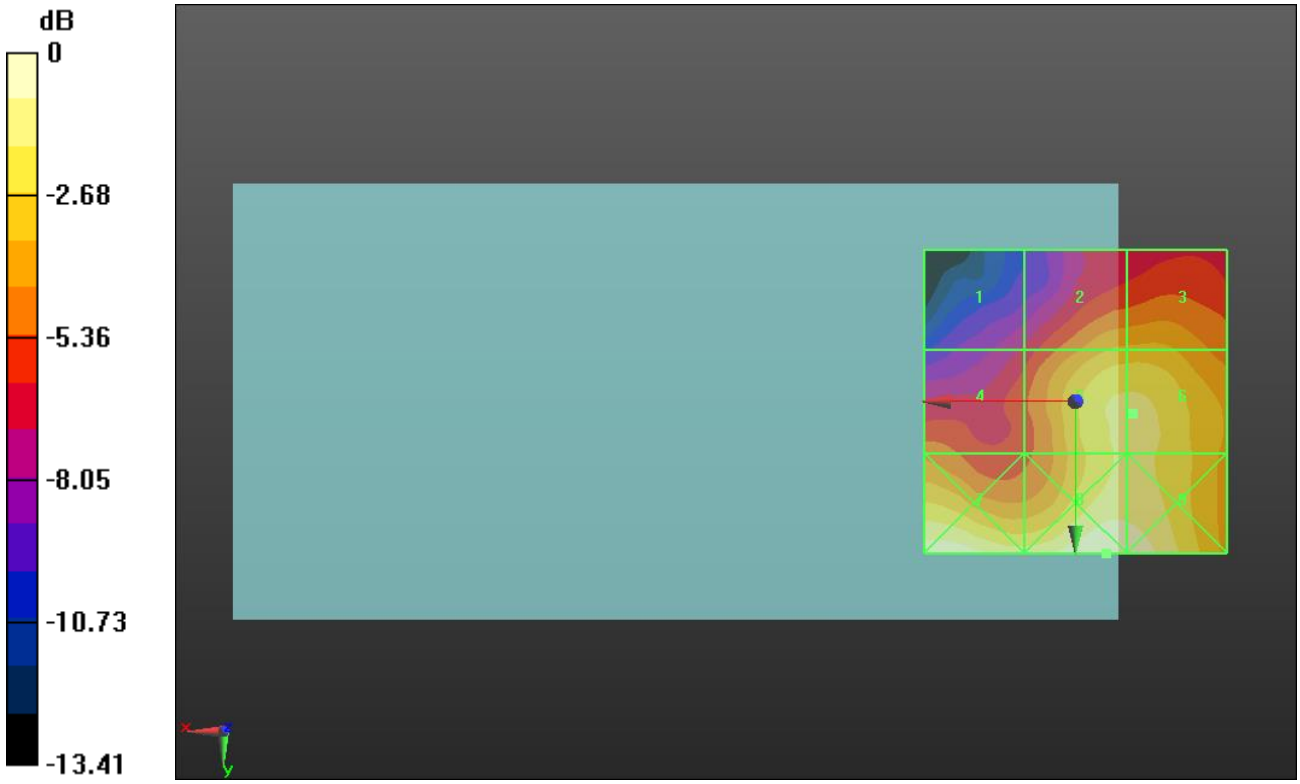

0 dB = 13.25 V/m = 22.44 dBV/m

HAC-RF Emission ANT9

Communication System: UID 10173 - CAG, LTE-TDD (SC-FDMA, 1 RB, 20 MHz, 16-QAM); Frequency: 3646.7 MHz; Duty Cycle: 1:8.8736
Phantom section: RF Section
DASY5 Configuration:
- Probe: EF3DV3 - SN4041; ConvF(1, 1, 1) @ 3646.7 MHz; Calibrated: 3/18/2020
- Sensor-Surface: (Fix Surface)
- Electronics: DAE4 Sn1257; Calibrated: 10/10/2019
- Phantom: HAC Test Arch with AMCC; Type: SD HAC P01 BB
- Measurement SW: DASY52, Version 52.10 (2);SEMCAD X Version 14.6.12 (7470)

LTE Band 48 E-Field measurement/SC-FDMA 1RB 20 MHz 16QAM Ch. 56207/Hearing Aid Compatibility Test (101x101x1): Interpolated grid: dx=0.5000 mm, dy=0.5000 mm

Device Reference Point: 0, 0, -6.3 mm
Reference Value = 13.91 V/m; Power Drift = -0.06 dB
Applied MIF = -1.44 dB
RF audio interference level = 20.11 dBV/m
Emission category: M4

MIF scaled E-field

Grid 1 **M4** **14.6 dBV/m**	Grid 2 **M4** **18.27 dBV/m**	Grid 3 **M4** **18.38 dBV/m**
Grid 4 **M4** **17.21 dBV/m**	Grid 5 **M4** **20.07 dBV/m**	Grid 6 **M4** **20.11 dBV/m**
Grid 7 **M4** **21.79 dBV/m**	Grid 8 **M4** **22.15 dBV/m**	Grid 9 **M4** **21.98 dBV/m**

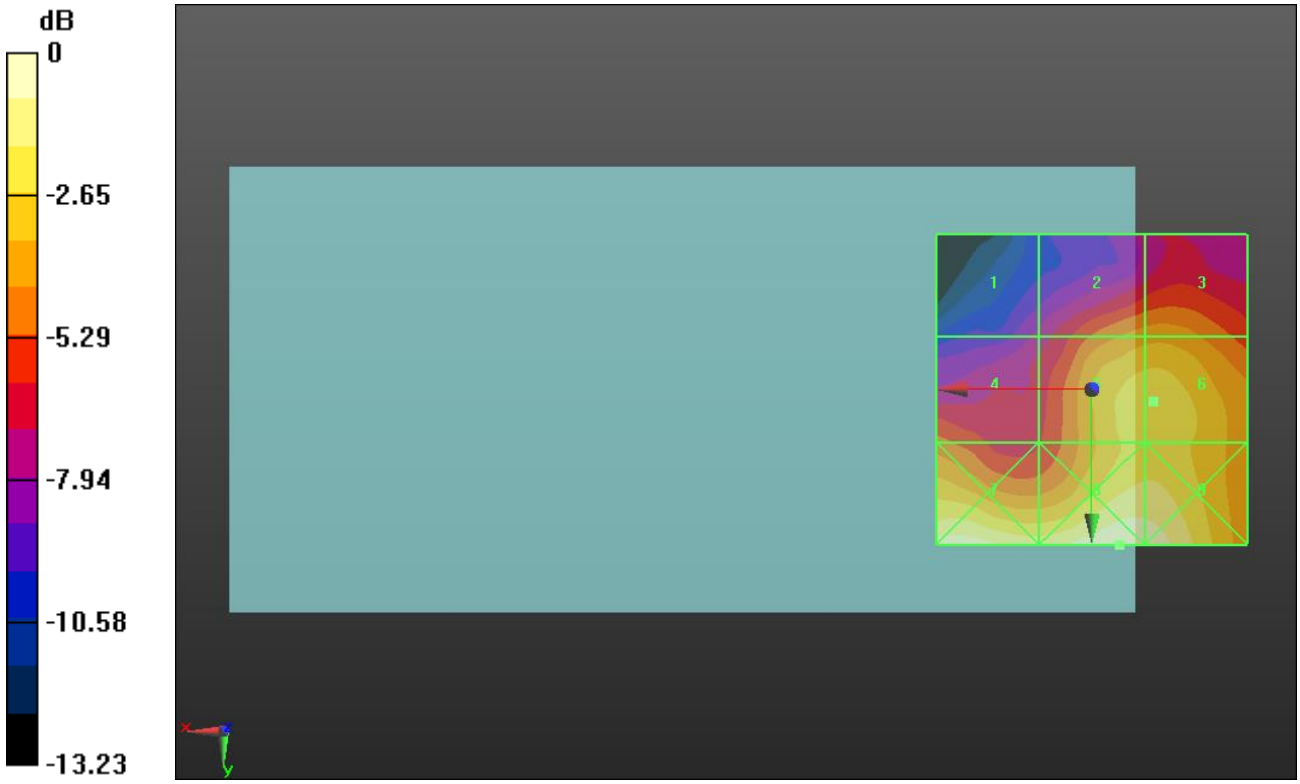

0 dB = 12.81 V/m = 22.15 dBV/m

HAC-RF Emission ANT9

Communication System: UID 10173 - CAG, LTE-TDD (SC-FDMA, 1 RB, 20 MHz, 16-QAM); Frequency: 3690 MHz; Duty Cycle: 1:8.8736
Phantom section: RF Section
DASY5 Configuration:
- Probe: EF3DV3 - SN4041; ConvF(1, 1, 1) @ 3690 MHz; Calibrated: 3/18/2020
- Sensor-Surface: (Fix Surface)
- Electronics: DAE4 Sn1257; Calibrated: 10/10/2019
- Phantom: HAC Test Arch with AMCC; Type: SD HAC P01 BB
- Measurement SW: DASY52, Version 52.10 (2);SEMCAD X Version 14.6.12 (7470)

LTE Band 48 E-Field measurement/SC-FDMA 1RB 20 MHz 16QAM Ch. 56640/Hearing Aid Compatibility Test (101x101x1): Interpolated grid: dx=0.5000 mm, dy=0.5000 mm

Device Reference Point: 0, 0, -6.3 mm
Reference Value = 11.87 V/m; Power Drift = -0.16 dB
Applied MIF = -1.44 dB
RF audio interference level = 19.18 dBV/m
Emission category: M4

MIF scaled E-field

Grid 1 **M4** **13.18 dBV/m**	Grid 2 **M4** **17.42 dBV/m**	Grid 3 **M4** **17.54 dBV/m**
Grid 4 **M4** **16.44 dBV/m**	Grid 5 **M4** **19.1 dBV/m**	Grid 6 **M4** **19.18 dBV/m**
Grid 7 **M4** **21.45 dBV/m**	Grid 8 **M4** **21.79 dBV/m**	Grid 9 **M4** **21.59 dBV/m**



0 dB = 12.29 V/m = 21.79 dBV/m