## GSM 850 ANT 1

Communication System: UID 10021 - CAA, GSM-FDD (TDMA, GMSK); Frequency: 824.2 MHz; Duty Cycle: 1:8.6896
Phantom section: RF Section
DASY5 Configuration:
- Probe: EF3DV3 - SN4041; ConvF(1, 1, 1) @ 824.2 MHz; Calibrated: 3/18/2020
- Sensor-Surface: (Fix Surface)
- Electronics: DAE4 Sn1357; Calibrated: 2/20/2020
- Phantom: HAC Test Arch with AMCC; Type: SD HAC P01 BB
- Measurement SW: DASY52, Version 52.10 (4);SEMCAD X Version 14.6.14 (7483)

## GSM850 E-Field measurement/Voice_ch 128/Hearing Aid Compatibility Test (101x101x1): Interpolated grid: dx=0.5000 mm, dy=0.5000 mm

Device Reference Point: 0, 0, -6.3 mm
Reference Value = 37.55 V/m; Power Drift = -0.34 dB
Applied MIF = 3.63 dB
RF audio interference level = 33.76 dBV/m
**Emission category: M4**

MIF scaled E-field

| | | |
|---|---|---|
| Grid 1 **M4** **31.24 dBV/m** | Grid 2 **M4** **34.01 dBV/m** | Grid 3 **M4** **34.03 dBV/m** |
| Grid 4 **M4** **30.87 dBV/m** | Grid 5 **M4** **33.76 dBV/m** | Grid 6 **M4** **33.85 dBV/m** |
| Grid 7 **M4** **30.61 dBV/m** | Grid 8 **M4** **33.42 dBV/m** | Grid 9 **M4** **33.48 dBV/m** |




0 dB = 50.30 V/m = 34.03 dBV/m

## GSM 850 ANT 1

Communication System: UID 10021 - CAA, GSM-FDD (TDMA, GMSK); Frequency: 836.6 MHz; Duty Cycle: 1:8.6896
Phantom section: RF Section
DASY5 Configuration:
- Probe: EF3DV3 - SN4041; ConvF(1, 1, 1) @ 836.6 MHz; Calibrated: 3/18/2020
- Sensor-Surface: (Fix Surface)
- Electronics: DAE4 Sn1357; Calibrated: 2/20/2020
- Phantom: HAC Test Arch with AMCC; Type: SD HAC P01 BB
- Measurement SW: DASY52, Version 52.10 (4);SEMCAD X Version 14.6.14 (7483)

## GSM850 E-Field measurement/Voice_ch 190/Hearing Aid Compatibility Test (101x101x1): Interpolated grid: dx=0.5000 mm, dy=0.5000 mm

Device Reference Point: 0, 0, -6.3 mm
Reference Value = 36.27 V/m; Power Drift = -0.51 dB
Applied MIF = 3.63 dB
RF audio interference level = 32.71 dBV/m
**Emission category: M4**

MIF scaled E-field

| | | |
|---|---|---|
| Grid 1 **M4** **30.54 dBV/m** | Grid 2 **M4** **32.77 dBV/m** | Grid 3 **M4** **32.8 dBV/m** |
| Grid 4 **M4** **30.76 dBV/m** | Grid 5 **M4** **32.71 dBV/m** | Grid 6 **M4** **32.78 dBV/m** |
| Grid 7 **M4** **30.57 dBV/m** | Grid 8 **M4** **32.37 dBV/m** | Grid 9 **M4** **32.44 dBV/m** |




0 dB = 43.64 V/m = 32.80 dBV/m

## GSM 850 ANT 1

Communication System: UID 10021 - CAA, GSM-FDD (TDMA, GMSK); Frequency: 848.6 MHz; Duty Cycle: 1:8.6896
Phantom section: RF Section
DASY5 Configuration:
- Probe: EF3DV3 - SN4041; ConvF(1, 1, 1) @ 848.6 MHz; Calibrated: 3/18/2020
- Sensor-Surface: (Fix Surface)
- Electronics: DAE4 Sn1357; Calibrated: 2/20/2020
- Phantom: HAC Test Arch with AMCC; Type: SD HAC P01 BB
- Measurement SW: DASY52, Version 52.10 (4);SEMCAD X Version 14.6.14 (7483)

## GSM850 E-Field measurement/Voice_ch 251/Hearing Aid Compatibility Test (101x101x1): Interpolated grid: dx=0.5000 mm, dy=0.5000 mm

Device Reference Point: 0, 0, -6.3 mm
Reference Value = 36.88 V/m; Power Drift = 0.26 dB
Applied MIF = 3.63 dB
RF audio interference level = 32.34 dBV/m
**Emission category: M4**

MIF scaled E-field

| | | |
|---|---|---|
| Grid 1 **M4** **31.62 dBV/m** | Grid 2 **M4** **32.61 dBV/m** | Grid 3 **M4** **32.59 dBV/m** |
| Grid 4 **M4** **31.03 dBV/m** | Grid 5 **M4** **32.34 dBV/m** | Grid 6 **M4** **32.34 dBV/m** |
| Grid 7 **M4** **30.39 dBV/m** | Grid 8 **M4** **31.68 dBV/m** | Grid 9 **M4** **31.67 dBV/m** |




0 dB = 42.70 V/m = 32.61 dBV/m

## GSM 1900 ANT 1

Communication System: UID 10021 - CAA, GSM-FDD (TDMA, GMSK); Frequency: 1850.2 MHz; Duty Cycle: 1:8.6896
Phantom section: RF Section
DASY5 Configuration:
- Probe: EF3DV3 - SN4041; ConvF(1, 1, 1) @ 1850.2 MHz; Calibrated: 3/18/2020
- Sensor-Surface: (Fix Surface)
- Electronics: DAE4 Sn1357; Calibrated: 2/20/2020
- Phantom: HAC Test Arch with AMCC; Type: SD HAC P01 BB
- Measurement SW: DASY52, Version 52.10 (4);SEMCAD X Version 14.6.14 (7483)

## GSM1900 E-Field measurement/Voice_ch 512/Hearing Aid Compatibility Test (101x101x1): Interpolated grid: dx=0.5000 mm, dy=0.5000 mm

Device Reference Point: 0, 0, -6.3 mm
Reference Value = 13.21 V/m; Power Drift = -0.25 dB
Applied MIF = 3.63 dB
RF audio interference level = 25.46 dBV/m
**Emission category: M4**

MIF scaled E-field

| | | |
|---|---|---|
| Grid 1 **M4** **25.93 dBV/m** | Grid 2 **M4** **23.89 dBV/m** | Grid 3 **M4** **23.15 dBV/m** |
| Grid 4 **M4** **26.4 dBV/m** | Grid 5 **M4** **24.53 dBV/m** | Grid 6 **M4** **24.31 dBV/m** |
| Grid 7 **M4** **26.52 dBV/m** | Grid 8 **M4** **25.46 dBV/m** | Grid 9 **M4** **25.35 dBV/m** |




0 dB = 21.17 V/m = 26.51 dBV/m

## GSM 1900 ANT 1

Communication System: UID 10021 - CAA, GSM-FDD (TDMA, GMSK); Frequency: 1880 MHz; Duty Cycle: 1:8.6896
Phantom section: RF Section
DASY5 Configuration:
- Probe: EF3DV3 - SN4041; ConvF(1, 1, 1) @ 1880 MHz; Calibrated: 3/18/2020
- Sensor-Surface: (Fix Surface)
- Electronics: DAE4 Sn1357; Calibrated: 2/20/2020
- Phantom: HAC Test Arch with AMCC; Type: SD HAC P01 BB
- Measurement SW: DASY52, Version 52.10 (4);SEMCAD X Version 14.6.14 (7483)

## GSM1900 E-Field measurement/Voice_ch 661/Hearing Aid Compatibility Test (101x101x1): Interpolated grid: dx=0.5000 mm, dy=0.5000 mm

Device Reference Point: 0, 0, -6.3 mm
Reference Value = 14.34 V/m; Power Drift = 0.15 dB
Applied MIF = 3.63 dB
RF audio interference level = 26.29 dBV/m
**Emission category: M4**

MIF scaled E-field

| | | |
|---|---|---|
| Grid 1 **M4** **26.29 dBV/m** | Grid 2 **M4** **25.12 dBV/m** | Grid 3 **M4** **24.01 dBV/m** |
| Grid 4 **M4** **26.59 dBV/m** | Grid 5 **M4** **25.32 dBV/m** | Grid 6 **M4** **25.11 dBV/m** |
| Grid 7 **M4** **26.78 dBV/m** | Grid 8 **M4** **26.34 dBV/m** | Grid 9 **M4** **26.27 dBV/m** |




0 dB = 21.84 V/m = 26.79 dBV/m

## GSM 1900 ANT 1

Communication System: UID 10021 - CAA, GSM-FDD (TDMA, GMSK); Frequency: 1909.8 MHz; Duty Cycle: 1:8.6896
Phantom section: RF Section
DASY5 Configuration:
- Probe: EF3DV3 - SN4041; ConvF(1, 1, 1) @ 1909.8 MHz; Calibrated: 3/18/2020
- Sensor-Surface: (Fix Surface)
- Electronics: DAE4 Sn1357; Calibrated: 2/20/2020
- Phantom: HAC Test Arch with AMCC; Type: SD HAC P01 BB
- Measurement SW: DASY52, Version 52.10 (4);SEMCAD X Version 14.6.14 (7483)

## GSM1900 E-Field measurement/Voice_ch 810/Hearing Aid Compatibility Test (101x101x1): Interpolated grid: dx=0.5000 mm, dy=0.5000 mm

Device Reference Point: 0, 0, -6.3 mm
Reference Value = 15.72 V/m; Power Drift = -0.35 dB
Applied MIF = 3.63 dB
RF audio interference level = 26.62 dBV/m
**Emission category: M4**

MIF scaled E-field

| | | |
|---|---|---|
| Grid 1 **M4** **26.62 dBV/m** | Grid 2 **M4** **24.94 dBV/m** | Grid 3 **M4** **24.6 dBV/m** |
| Grid 4 **M4** **26.61 dBV/m** | Grid 5 **M4** **25.84 dBV/m** | Grid 6 **M4** **25.85 dBV/m** |
| Grid 7 **M4** **27.42 dBV/m** | Grid 8 **M4** **26.68 dBV/m** | Grid 9 **M4** **26.47 dBV/m** |




0 dB = 23.49 V/m = 27.42 dBV/m

## CDMA2000 BC0 ANT 1

Communication System: UID 10295 - AAB, CDMA2000, RC1, SO3, 1/8th Rate 25 fr.; Frequency: 824.7 MHz; Duty Cycle: 1:17.746
Phantom section: RF Section
DASY5 Configuration:
- Probe: EF3DV3 - SN4041; ConvF(1, 1, 1) @ 824.7 MHz; Calibrated: 3/18/2020
- Sensor-Surface: (Fix Surface)
- Electronics: DAE4 Sn1357; Calibrated: 2/20/2020
- Phantom: HAC Test Arch with AMCC; Type: SD HAC P01 BB
- Measurement SW: DASY52, Version 52.10 (4);SEMCAD X Version 14.6.14 (7483)

## CDMA2000 BC0 E-Field measurement/1xRTT, RC1, SO3, 1/8th Rate 25 fr. Ch. 1013/Hearing Aid Compatibility Test (101x101x1): Interpolated grid: dx=0.5000 mm, dy=0.5000 mm

Device Reference Point: 0, 0, -6.3 mm
Reference Value = 18.71 V/m; Power Drift = -0.17 dB
Applied MIF = 3.26 dB
RF audio interference level = 25.73 dBV/m
**Emission category: M4**

MIF scaled E-field

| | | |
|---|---|---|
| Grid 1 **M4** **26.09 dBV/m** | Grid 2 **M4** **25.77 dBV/m** | Grid 3 **M4** **24.65 dBV/m** |
| Grid 4 **M4** **26.08 dBV/m** | Grid 5 **M4** **25.48 dBV/m** | Grid 6 **M4** **24.94 dBV/m** |
| Grid 7 **M4** **25.73 dBV/m** | Grid 8 **M4** **25.36 dBV/m** | Grid 9 **M4** **24.51 dBV/m** |




0 dB = 20.16 V/m = 26.09 dBV/m

## CDMA2000 BC0 ANT 1

Communication System: UID 10295 - AAB, CDMA2000, RC1, SO3, 1/8th Rate 25 fr.; Frequency: 836.52 MHz; Duty Cycle: 1:17.746
Phantom section: RF Section
DASY5 Configuration:
- Probe: EF3DV3 - SN4041; ConvF(1, 1, 1) @ 836.52 MHz; Calibrated: 3/18/2020
- Sensor-Surface: (Fix Surface)
- Electronics: DAE4 Sn1357; Calibrated: 2/20/2020
- Phantom: HAC Test Arch with AMCC; Type: SD HAC P01 BB
- Measurement SW: DASY52, Version 52.10 (4);SEMCAD X Version 14.6.14 (7483)

## CDMA2000 BC0 E-Field measurement/1xRTT, RC1, SO3, 1/8th Rate 25 fr. Ch. 384/Hearing Aid Compatibility Test (101x101x1): Interpolated grid: dx=0.5000 mm, dy=0.5000 mm

Device Reference Point: 0, 0, -6.3 mm
Reference Value = 16.78 V/m; Power Drift = 0.14 dB
Applied MIF = 3.26 dB
RF audio interference level = 25.56 dBV/m
**Emission category: M4**

MIF scaled E-field

| | | |
|---|---|---|
| Grid 1 **M4** **25.83 dBV/m** | Grid 2 **M4** **25.44 dBV/m** | Grid 3 **M4** **24.15 dBV/m** |
| Grid 4 **M4** **25.96 dBV/m** | Grid 5 **M4** **25.56 dBV/m** | Grid 6 **M4** **24.31 dBV/m** |
| Grid 7 **M4** **25.45 dBV/m** | Grid 8 **M4** **25.01 dBV/m** | Grid 9 **M4** **24.05 dBV/m** |




0 dB = 19.85 V/m = 25.96 dBV/m

## CDMA2000 BC0 ANT 1

Communication System: UID 10295 - AAB, CDMA2000, RC1, SO3, 1/8th Rate 25 fr.; Frequency: 848.31 MHz; Duty Cycle: 1:17.746
Phantom section: RF Section
DASY5 Configuration:
- Probe: EF3DV3 - SN4041; ConvF(1, 1, 1) @ 848.31 MHz; Calibrated: 3/18/2020
- Sensor-Surface: (Fix Surface)
- Electronics: DAE4 Sn1357; Calibrated: 2/20/2020
- Phantom: HAC Test Arch with AMCC; Type: SD HAC P01 BB
- Measurement SW: DASY52, Version 52.10 (4);SEMCAD X Version 14.6.14 (7483)

## CDMA2000 BC0 E-Field measurement/1xRTT, RC1, SO3, 1/8th Rate 25 fr. Ch. 777/Hearing Aid Compatibility Test (101x101x1): Interpolated grid: dx=0.5000 mm, dy=0.5000 mm

Device Reference Point: 0, 0, -6.3 mm
Reference Value = 15.07 V/m; Power Drift = 0.15 dB
Applied MIF = 3.26 dB
RF audio interference level = 24.91 dBV/m
**Emission category: M4**

MIF scaled E-field

| | | |
|---|---|---|
| Grid 1 **M4** **25.28 dBV/m** | Grid 2 **M4** **24.96 dBV/m** | Grid 3 **M4** **24.08 dBV/m** |
| Grid 4 **M4** **25 dBV/m** | Grid 5 **M4** **24.47 dBV/m** | Grid 6 **M4** **23.81 dBV/m** |
| Grid 7 **M4** **24.91 dBV/m** | Grid 8 **M4** **24.31 dBV/m** | Grid 9 **M4** **23.58 dBV/m** |




0 dB = 18.37 V/m = 25.28 dBV/m

## CDMA2000 BC1 ANT 1

Communication System: UID 10295 - AAB, CDMA2000, RC1, SO3, 1/8th Rate 25 fr.; Frequency: 1851.25 MHz; Duty Cycle: 1:17.746
Phantom section: RF Section
DASY5 Configuration:
- Probe: EF3DV3 - SN4041; ConvF(1, 1, 1) @ 1851.25 MHz; Calibrated: 3/18/2020
- Sensor-Surface: (Fix Surface)
- Electronics: DAE4 Sn1357; Calibrated: 2/20/2020
- Phantom: HAC Test Arch with AMCC; Type: SD HAC P01 BB
- Measurement SW: DASY52, Version 52.10 (4);SEMCAD X Version 14.6.14 (7483)

## CDMA2000 BC1 E-Field measurement/1xRTT, RC1, SO3, 1/8th Rate 25 fr. Ch. 25/Hearing Aid Compatibility Test (101x101x1): Interpolated grid: dx=0.5000 mm, dy=0.5000 mm

Device Reference Point: 0, 0, -6.3 mm
Reference Value = 11.52 V/m; Power Drift = 0.17 dB
Applied MIF = 3.26 dB
RF audio interference level = 23.86 dBV/m
**Emission category: M4**

MIF scaled E-field

| | | |
|---|---|---|
| Grid 1 **M4** **24.6 dBV/m** | Grid 2 **M4** **23.53 dBV/m** | Grid 3 **M4** **21.79 dBV/m** |
| Grid 4 **M4** **25.14 dBV/m** | Grid 5 **M4** **23.85 dBV/m** | Grid 6 **M4** **22.15 dBV/m** |
| Grid 7 **M4** **24.98 dBV/m** | Grid 8 **M4** **23.86 dBV/m** | Grid 9 **M4** **22.5 dBV/m** |




0 dB = 18.07 V/m = 25.14 dBV/m

## CDMA2000 BC1 ANT 1

Communication System: UID 10295 - AAB, CDMA2000, RC1, SO3, 1/8th Rate 25 fr.; Frequency: 1880 MHz; Duty Cycle: 1:17.746
Phantom section: RF Section
DASY5 Configuration:
- Probe: EF3DV3 - SN4041; ConvF(1, 1, 1) @ 1880 MHz; Calibrated: 3/18/2020
- Sensor-Surface: (Fix Surface)
- Electronics: DAE4 Sn1357; Calibrated: 2/20/2020
- Phantom: HAC Test Arch with AMCC; Type: SD HAC P01 BB
- Measurement SW: DASY52, Version 52.10 (4);SEMCAD X Version 14.6.14 (7483)

## CDMA2000 BC1 E-Field measurement/1xRTT, RC1, SO3, 1/8th Rate 25 fr. Ch. 600/Hearing Aid Compatibility Test (101x101x1): Interpolated grid: dx=0.5000 mm, dy=0.5000 mm

Device Reference Point: 0, 0, -6.3 mm
Reference Value = 12.28 V/m; Power Drift = 0.15 dB
Applied MIF = 3.26 dB
RF audio interference level = 23.55 dBV/m
**Emission category: M4**

MIF scaled E-field

| | | |
|---|---|---|
| Grid 1 **M4** **24.48 dBV/m** | Grid 2 **M4** **22.86 dBV/m** | Grid 3 **M4** **20.56 dBV/m** |
| Grid 4 **M4** **24.6 dBV/m** | Grid 5 **M4** **23.55 dBV/m** | Grid 6 **M4** **21.1 dBV/m** |
| Grid 7 **M4** **24.63 dBV/m** | Grid 8 **M4** **23.38 dBV/m** | Grid 9 **M4** **21.67 dBV/m** |

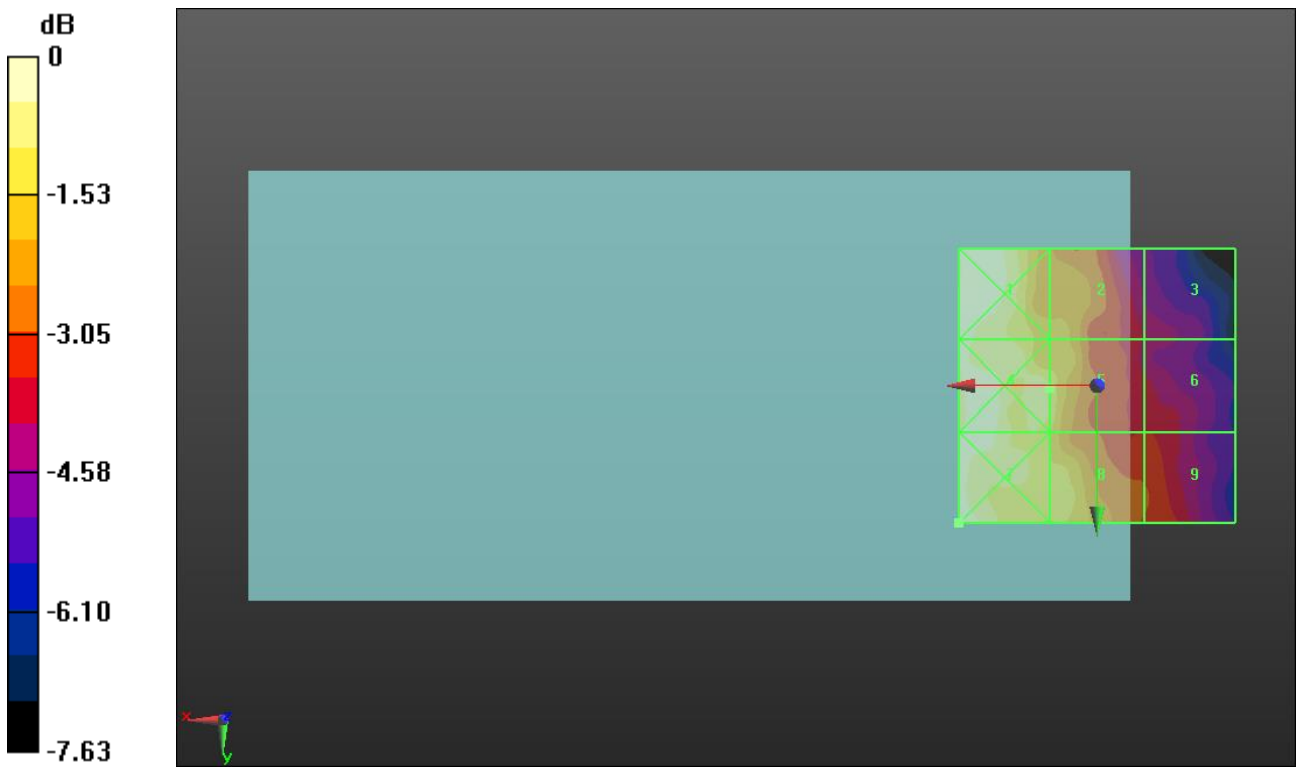


0 dB = 17.04 V/m = 24.63 dBV/m

## CDMA2000 BC1 ANT 1

Communication System: UID 10295 - AAB, CDMA2000, RC1, SO3, 1/8th Rate 25 fr.; Frequency: 1908.75 MHz; Duty Cycle: 1:17.746
Phantom section: RF Section
DASY5 Configuration:
- Probe: EF3DV3 - SN4041; ConvF(1, 1, 1) @ 1908.75 MHz; Calibrated: 3/18/2020
- Sensor-Surface: (Fix Surface)
- Electronics: DAE4 Sn1357; Calibrated: 2/20/2020
- Phantom: HAC Test Arch with AMCC; Type: SD HAC P01 BB
- Measurement SW: DASY52, Version 52.10 (4);SEMCAD X Version 14.6.14 (7483)

## CDMA2000 BC1 E-Field measurement/1xRTT, RC1, SO3, 1/8th Rate 25 fr. Ch. 1175/Hearing Aid Compatibility Test (101x101x1): Interpolated grid: dx=0.5000 mm, dy=0.5000 mm

Device Reference Point: 0, 0, -6.3 mm
Reference Value = 12.30 V/m; Power Drift = 0.11 dB
Applied MIF = 3.26 dB
RF audio interference level = 23.83 dBV/m
**Emission category: M4**

MIF scaled E-field

| | | |
|---|---|---|
| Grid 1 **M4** **24.54 dBV/m** | Grid 2 **M4** **22.99 dBV/m** | Grid 3 **M4** **20.76 dBV/m** |
| Grid 4 **M4** **25.04 dBV/m** | Grid 5 **M4** **23.83 dBV/m** | Grid 6 **M4** **21.36 dBV/m** |
| Grid 7 **M4** **24.41 dBV/m** | Grid 8 **M4** **23.42 dBV/m** | Grid 9 **M4** **21.79 dBV/m** |




0 dB = 17.87 V/m = 25.04 dBV/m

## CDMA2000 BC10 ANT 1

Communication System: UID 10295 - AAB, CDMA2000, RC1, SO3, 1/8th Rate 25 fr.; Frequency: 817.9 MHz; Duty Cycle: 1:17.746
Phantom section: RF Section
DASY5 Configuration:
- Probe: EF3DV3 - SN4041; ConvF(1, 1, 1) @ 817.9 MHz; Calibrated: 3/18/2020
- Sensor-Surface: (Fix Surface)
- Electronics: DAE4 Sn1357; Calibrated: 2/20/2020
- Phantom: HAC Test Arch with AMCC; Type: SD HAC P01 BB
- Measurement SW: DASY52, Version 52.10 (4);SEMCAD X Version 14.6.14 (7483)

## CDMA2000 BC10 E-Field measurement/1xRTT, RC1, SO3, 1/8th Rate 25 fr. Ch. 476/Hearing Aid Compatibility Test (101x101x1): Interpolated grid: dx=0.5000 mm, dy=0.5000 mm

Device Reference Point: 0, 0, -6.3 mm
Reference Value = 17.85 V/m; Power Drift = 0.06 dB
Applied MIF = 3.26 dB
RF audio interference level = 26.19 dBV/m
**Emission category: M4**

MIF scaled E-field

| | | |
|---|---|---|
| Grid 1 **M4** **25.99 dBV/m** | Grid 2 **M4** **25.86 dBV/m** | Grid 3 **M4** **25.16 dBV/m** |
| Grid 4 **M4** **26.36 dBV/m** | Grid 5 **M4** **26.19 dBV/m** | Grid 6 **M4** **25.13 dBV/m** |
| Grid 7 **M4** **25.91 dBV/m** | Grid 8 **M4** **25.76 dBV/m** | Grid 9 **M4** **24.85 dBV/m** |

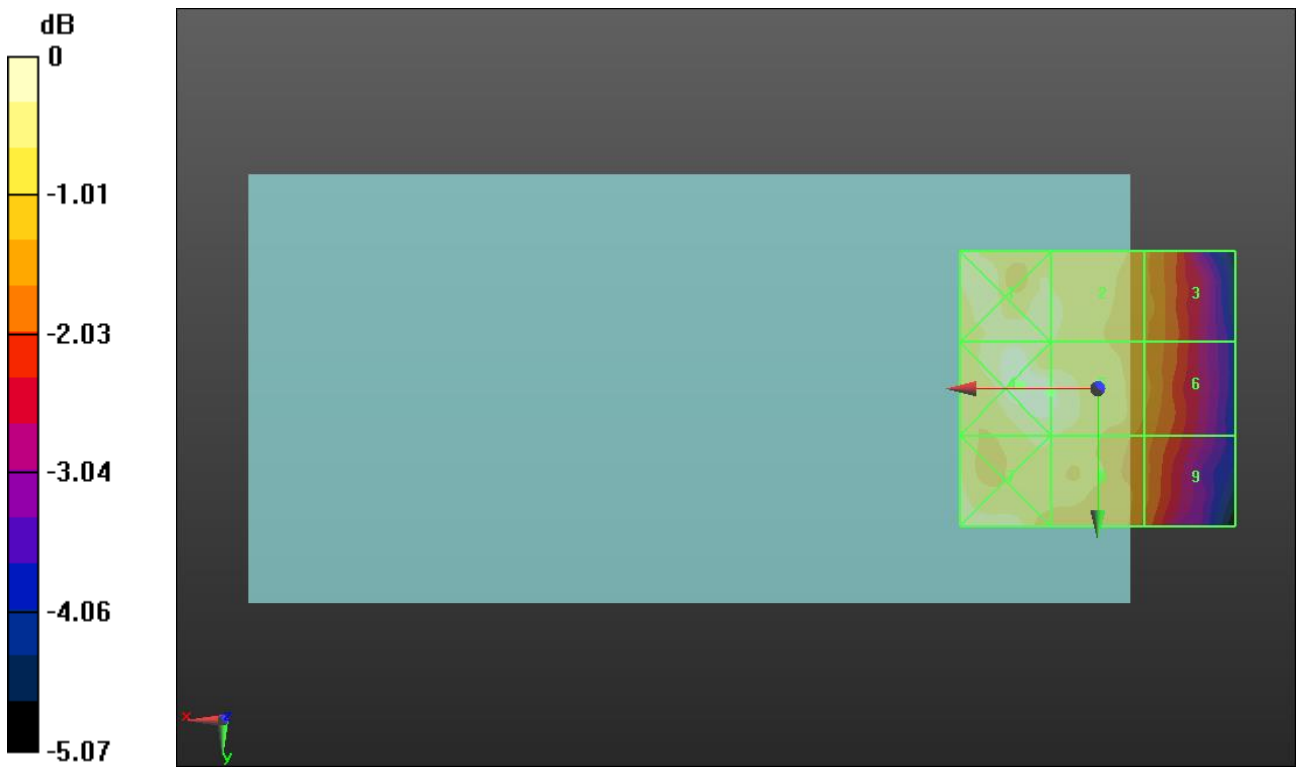


0 dB = 20.79 V/m = 26.36 dBV/m

## CDMA2000 BC10 ANT 1

Communication System: UID 10295 - AAB, CDMA2000, RC1, SO3, 1/8th Rate 25 fr.; Frequency: 820.5 MHz; Duty Cycle: 1:17.746
Phantom section: RF Section
DASY5 Configuration:
- Probe: EF3DV3 - SN4041; ConvF(1, 1, 1) @ 820.5 MHz; Calibrated: 3/18/2020
- Sensor-Surface: (Fix Surface)
- Electronics: DAE4 Sn1357; Calibrated: 2/20/2020
- Phantom: HAC Test Arch with AMCC; Type: SD HAC P01 BB
- Measurement SW: DASY52, Version 52.10 (4);SEMCAD X Version 14.6.14 (7483)

## CDMA2000 BC10 E-Field measurement/1xRTT, RC1, SO3, 1/8th Rate 25 fr. Ch. 580/Hearing Aid Compatibility Test (101x101x1): Interpolated grid: dx=0.5000 mm, dy=0.5000 mm

Device Reference Point: 0, 0, -6.3 mm
Reference Value = 19.10 V/m; Power Drift = -0.05 dB
Applied MIF = 3.26 dB
RF audio interference level = 26.58 dBV/m
**Emission category: M4**

MIF scaled E-field

| | | |
|---|---|---|
| Grid 1 **M4** **26.38 dBV/m** | Grid 2 **M4** **26.13 dBV/m** | Grid 3 **M4** **25.11 dBV/m** |
| Grid 4 **M4** **26.63 dBV/m** | Grid 5 **M4** **26.58 dBV/m** | Grid 6 **M4** **25.38 dBV/m** |
| Grid 7 **M4** **25.93 dBV/m** | Grid 8 **M4** **25.92 dBV/m** | Grid 9 **M4** **25.22 dBV/m** |




0 dB = 21.44 V/m = 26.62 dBV/m

## CDMA2000 BC10 ANT 1

Communication System: UID 10295 - AAB, CDMA2000, RC1, SO3, 1/8th Rate 25 fr.; Frequency: 823.1 MHz; Duty Cycle: 1:17.746
Phantom section: RF Section
DASY5 Configuration:
- Probe: EF3DV3 - SN4041; ConvF(1, 1, 1) @ 823.1 MHz; Calibrated: 3/18/2020
- Sensor-Surface: (Fix Surface)
- Electronics: DAE4 Sn1357; Calibrated: 2/20/2020
- Phantom: HAC Test Arch with AMCC; Type: SD HAC P01 BB
- Measurement SW: DASY52, Version 52.10 (4);SEMCAD X Version 14.6.14 (7483)

## CDMA2000 BC10 E-Field measurement/1xRTT, RC1, SO3, 1/8th Rate 25 fr. Ch. 684/Hearing Aid Compatibility Test (101x101x1): Interpolated grid: dx=0.5000 mm, dy=0.5000 mm

Device Reference Point: 0, 0, -6.3 mm
Reference Value = 17.73 V/m; Power Drift = 0.18 dB
Applied MIF = 3.26 dB
RF audio interference level = 25.85 dBV/m
**Emission category: M4**

MIF scaled E-field

| | | |
|---|---|---|
| Grid 1 **M4** **26.34 dBV/m** | Grid 2 **M4** **26.27 dBV/m** | Grid 3 **M4** **24.96 dBV/m** |
| Grid 4 **M4** **26.33 dBV/m** | Grid 5 **M4** **25.84 dBV/m** | Grid 6 **M4** **24.94 dBV/m** |
| Grid 7 **M4** **25.85 dBV/m** | Grid 8 **M4** **25.6 dBV/m** | Grid 9 **M4** **24.65 dBV/m** |




0 dB = 20.75 V/m = 26.34 dBV/m

## LTE Band 41 ANT 1

Communication System: UID 10173 - CAG, LTE-TDD (SC-FDMA, 1 RB, 20 MHz, 16-QAM); Frequency: 2506 MHz; Duty Cycle: 1:8.87156
Phantom section: RF Section
DASY5 Configuration:
- Probe: EF3DV3 - SN4041; ConvF(1, 1, 1) @ 2506 MHz; Calibrated: 3/18/2020
- Sensor-Surface: (Fix Surface)
- Electronics: DAE4 Sn1357; Calibrated: 2/20/2020
- Phantom: HAC Test Arch with AMCC; Type: SD HAC P01 BB
- Measurement SW: DASY52, Version 52.10 (4);SEMCAD X Version 14.6.14 (7483)

## LTE Band 41 ANT 1 E-Field measurement/SC-FDMA 1RB 20 MHz 16QAM Ch. 39750/Hearing Aid Compatibility Test (101x101x1): Interpolated grid: dx=0.5000 mm, dy=0.5000 mm

Device Reference Point: 0, 0, -6.3 mm
Reference Value = 7.737 V/m; Power Drift = 0.12 dB
Applied MIF = -1.44 dB
RF audio interference level = 17.76 dBV/m
**Emission category: M4**

MIF scaled E-field

| | | |
|---|---|---|
| Grid 1 **M4** **14.85 dBV/m** | Grid 2 **M4** **16.05 dBV/m** | Grid 3 **M4** **16.59 dBV/m** |
| Grid 4 **M4** **16.41 dBV/m** | Grid 5 **M4** **17.13 dBV/m** | Grid 6 **M4** **17.76 dBV/m** |
| Grid 7 **M4** **18.29 dBV/m** | Grid 8 **M4** **18.94 dBV/m** | Grid 9 **M4** **18.92 dBV/m** |




0 dB = 8.849 V/m = 18.94 dBV/m

## LTE Band 41 ANT 1

Communication System: UID 10173 - CAG, LTE-TDD (SC-FDMA, 1 RB, 20 MHz, 16-QAM); Frequency: 2549.5 MHz; Duty Cycle: 1:8.87156
Phantom section: RF Section
DASY5 Configuration:
- Probe: EF3DV3 - SN4041; ConvF(1, 1, 1) @ 2549.5 MHz; Calibrated: 3/18/2020
- Sensor-Surface: (Fix Surface)
- Electronics: DAE4 Sn1357; Calibrated: 2/20/2020
- Phantom: HAC Test Arch with AMCC; Type: SD HAC P01 BB
- Measurement SW: DASY52, Version 52.10 (4);SEMCAD X Version 14.6.14 (7483)

## LTE Band 41 ANT 1 E-Field measurement/SC-FDMA 1RB 20 MHz 16QAM Ch. 40185/Hearing Aid Compatibility Test (101x101x1): Interpolated grid: dx=0.5000 mm, dy=0.5000 mm

Device Reference Point: 0, 0, -6.3 mm
Reference Value = 8.016 V/m; Power Drift = 0.02 dB
Applied MIF = -1.44 dB
RF audio interference level = 17.45 dBV/m
**Emission category: M4**

MIF scaled E-field

| | | |
|---|---|---|
| Grid 1 **M4** **15.86 dBV/m** | Grid 2 **M4** **16.3 dBV/m** | Grid 3 **M4** **16.98 dBV/m** |
| Grid 4 **M4** **14.97 dBV/m** | Grid 5 **M4** **17.45 dBV/m** | Grid 6 **M4** **17.88 dBV/m** |
| Grid 7 **M4** **16.4 dBV/m** | Grid 8 **M4** **18.79 dBV/m** | Grid 9 **M4** **18.68 dBV/m** |




0 dB = 8.695 V/m = 18.79 dBV/m

## LTE Band 41 ANT 1

Communication System: UID 10173 - CAG, LTE-TDD (SC-FDMA, 1 RB, 20 MHz, 16-QAM); Frequency: 2593 MHz; Duty Cycle: 1:8.87156
Phantom section: RF Section
DASY5 Configuration:
- Probe: EF3DV3 - SN4041; ConvF(1, 1, 1) @ 2593 MHz; Calibrated: 3/18/2020
- Sensor-Surface: (Fix Surface)
- Electronics: DAE4 Sn1357; Calibrated: 2/20/2020
- Phantom: HAC Test Arch with AMCC; Type: SD HAC P01 BB
- Measurement SW: DASY52, Version 52.10 (4);SEMCAD X Version 14.6.14 (7483)

## LTE Band 41 ANT 1 E-Field measurement/SC-FDMA 1RB 20 MHz 16QAM Ch. 40620/Hearing Aid Compatibility Test (101x101x1): Interpolated grid: dx=0.5000 mm, dy=0.5000 mm

Device Reference Point: 0, 0, -6.3 mm
Reference Value = 7.493 V/m; Power Drift = -0.11 dB
Applied MIF = -1.44 dB
RF audio interference level = 16.83 dBV/m
**Emission category: M4**

MIF scaled E-field

| | | |
|---|---|---|
| Grid 1 **M4** **16.39 dBV/m** | Grid 2 **M4** **16.27 dBV/m** | Grid 3 **M4** **16.83 dBV/m** |
| Grid 4 **M4** **16.34 dBV/m** | Grid 5 **M4** **16.57 dBV/m** | Grid 6 **M4** **17.07 dBV/m** |
| Grid 7 **M4** **16.72 dBV/m** | Grid 8 **M4** **17.95 dBV/m** | Grid 9 **M4** **17.95 dBV/m** |




0 dB = 7.901 V/m = 17.95 dBV/m

## LTE Band 41 ANT 1

Communication System: UID 10173 - CAG, LTE-TDD (SC-FDMA, 1 RB, 20 MHz, 16-QAM); Frequency: 2636.5 MHz; Duty Cycle: 1:8.87156
Phantom section: RF Section
DASY5 Configuration:
- Probe: EF3DV3 - SN4041; ConvF(1, 1, 1) @ 2636.5 MHz; Calibrated: 3/18/2020
- Sensor-Surface: (Fix Surface)
- Electronics: DAE4 Sn1357; Calibrated: 2/20/2020
- Phantom: HAC Test Arch with AMCC; Type: SD HAC P01 BB
- Measurement SW: DASY52, Version 52.10 (4);SEMCAD X Version 14.6.14 (7483)

## LTE Band 41 ANT 1 E-Field measurement/SC-FDMA 1RB 20 MHz 16QAM Ch. 41055/Hearing Aid Compatibility Test (101x101x1): Interpolated grid: dx=0.5000 mm, dy=0.5000 mm

Device Reference Point: 0, 0, -6.3 mm
Reference Value = 6.720 V/m; Power Drift = -0.65 dB
Applied MIF = -1.44 dB
RF audio interference level = 16.31 dBV/m
**Emission category: M4**

MIF scaled E-field

| | | |
|---|---|---|
| Grid 1 **M4** **16.27 dBV/m** | Grid 2 **M4** **14.63 dBV/m** | Grid 3 **M4** **16.29 dBV/m** |
| Grid 4 **M4** **16.47 dBV/m** | Grid 5 **M4** **15.04 dBV/m** | Grid 6 **M4** **16.31 dBV/m** |
| Grid 7 **M4** **16.54 dBV/m** | Grid 8 **M4** **16.12 dBV/m** | Grid 9 **M4** **16.22 dBV/m** |




0 dB = 6.716 V/m = 16.54 dBV/m

## LTE Band 41 ANT 1

Communication System: UID 10173 - CAG, LTE-TDD (SC-FDMA, 1 RB, 20 MHz, 16-QAM); Frequency: 2680 MHz; Duty Cycle: 1:8.87156
Phantom section: RF Section
DASY5 Configuration:
- Probe: EF3DV3 - SN4041; ConvF(1, 1, 1) @ 2680 MHz; Calibrated: 3/18/2020
- Sensor-Surface: (Fix Surface)
- Electronics: DAE4 Sn1357; Calibrated: 2/20/2020
- Phantom: HAC Test Arch with AMCC; Type: SD HAC P01 BB
- Measurement SW: DASY52, Version 52.10 (4);SEMCAD X Version 14.6.14 (7483)

## LTE Band 41 E-Field measurement/SC-FDMA 1RB 20 MHz 16QAM Ch. 41490/Hearing Aid Compatibility Test (101x101x1): Interpolated grid: dx=0.5000 mm, dy=0.5000 mm

Device Reference Point: 0, 0, -6.3 mm
Reference Value = 5.679 V/m; Power Drift = -0.39 dB
Applied MIF = -1.44 dB
RF audio interference level = 14.86 dBV/m
**Emission category: M4**

MIF scaled E-field

| | | |
|---|---|---|
| Grid 1 **M4** **14.15 dBV/m** | Grid 2 **M4** **14.15 dBV/m** | Grid 3 **M4** **14.93 dBV/m** |
| Grid 4 **M4** **14.47 dBV/m** | Grid 5 **M4** **14.15 dBV/m** | Grid 6 **M4** **14.84 dBV/m** |
| Grid 7 **M4** **14.48 dBV/m** | Grid 8 **M4** **14.86 dBV/m** | Grid 9 **M4** **14.59 dBV/m** |




0 dB = 5.581 V/m = 14.93 dBV/m

## LTE Band 41 PC2 ANT 1

Communication System: UID 10173 - CAG, LTE-TDD (SC-FDMA, 1 RB, 20 MHz, 16-QAM); Frequency: 2506 MHz; Duty Cycle: 1:8.87156
Phantom section: RF Section
DASY5 Configuration:
- Probe: EF3DV3 - SN4041; ConvF(1, 1, 1) @ 2506 MHz; Calibrated: 3/18/2020
- Sensor-Surface: (Fix Surface)
- Electronics: DAE4 Sn1357; Calibrated: 2/20/2020
- Phantom: HAC Test Arch with AMCC; Type: SD HAC P01 BB
- Measurement SW: DASY52, Version 52.10 (4);SEMCAD X Version 14.6.14 (7483)

## LTE Band 41 E-Field measurement/SC-FDMA 1RB 20 MHz 16QAM Ch. 39750/Hearing Aid Compatibility Test (101x101x1): Interpolated grid: dx=0.5000 mm, dy=0.5000 mm

Device Reference Point: 0, 0, -6.3 mm
Reference Value = 16.21 V/m; Power Drift = 0.24 dB
Applied MIF = -1.44 dB
RF audio interference level = 22.43 dBV/m
**Emission category: M4**

MIF scaled E-field

| | | |
|---|---|---|
| Grid 1 **M4** **19.79 dBV/m** | Grid 2 **M4** **21.27 dBV/m** | Grid 3 **M4** **21.44 dBV/m** |
| Grid 4 **M4** **19.15 dBV/m** | Grid 5 **M4** **22.43 dBV/m** | Grid 6 **M4** **22.42 dBV/m** |
| Grid 7 **M4** **21.08 dBV/m** | Grid 8 **M4** **23.33 dBV/m** | Grid 9 **M4** **23.25 dBV/m** |




0 dB = 14.67 V/m = 23.33 dBV/m

## LTE Band 41 PC2 ANT 1

Communication System: UID 10173 - CAG, LTE-TDD (SC-FDMA, 1 RB, 20 MHz, 16-QAM); Frequency: 2549.5 MHz; Duty Cycle: 1:8.87156
Phantom section: RF Section
DASY5 Configuration:
- Probe: EF3DV3 - SN4041; ConvF(1, 1, 1) @ 2549.5 MHz; Calibrated: 3/18/2020
- Sensor-Surface: (Fix Surface)
- Electronics: DAE4 Sn1357; Calibrated: 2/20/2020
- Phantom: HAC Test Arch with AMCC; Type: SD HAC P01 BB
- Measurement SW: DASY52, Version 52.10 (4);SEMCAD X Version 14.6.14 (7483)

## LTE Band 41 E-Field measurement/SC-FDMA 1RB 20 MHz 16QAM Ch. 40185/Hearing Aid Compatibility Test (101x101x1): Interpolated grid: dx=0.5000 mm, dy=0.5000 mm

Device Reference Point: 0, 0, -6.3 mm
Reference Value = 14.31 V/m; Power Drift = -0.13 dB
Applied MIF = -1.44 dB
RF audio interference level = 22.06 dBV/m
**Emission category: M4**

MIF scaled E-field

| | | |
|---|---|---|
| Grid 1 **M4** **20.71 dBV/m** | Grid 2 **M4** **20.02 dBV/m** | Grid 3 **M4** **20.42 dBV/m** |
| Grid 4 **M4** **18.59 dBV/m** | Grid 5 **M4** **22.06 dBV/m** | Grid 6 **M4** **22.15 dBV/m** |
| Grid 7 **M4** **20.11 dBV/m** | Grid 8 **M4** **23.5 dBV/m** | Grid 9 **M4** **23.46 dBV/m** |

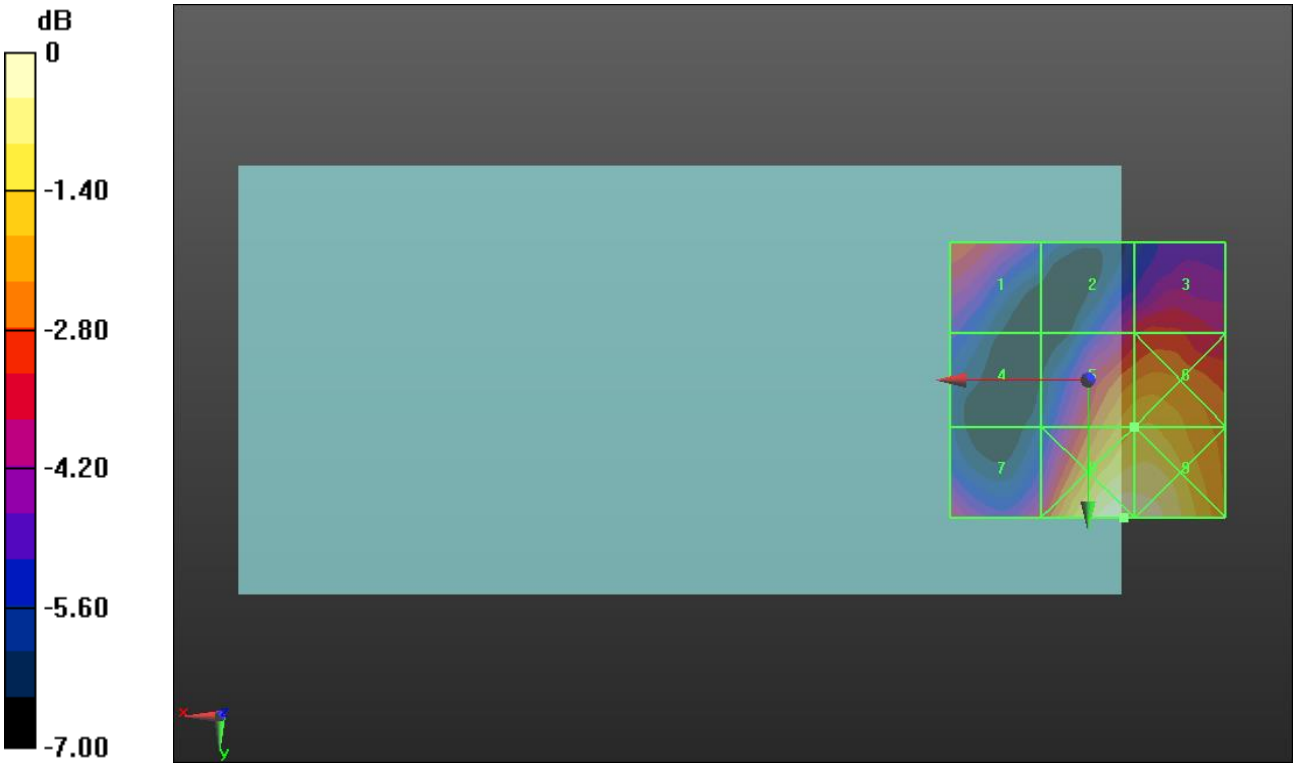


0 dB = 14.96 V/m = 23.50 dBV/m

## LTE Band 41 PC2 ANT 1

Communication System: UID 10173 - CAG, LTE-TDD (SC-FDMA, 1 RB, 20 MHz, 16-QAM); Frequency: 2593 MHz; Duty Cycle: 1:8.87156
Phantom section: RF Section
DASY5 Configuration:
- Probe: EF3DV3 - SN4041; ConvF(1, 1, 1) @ 2593 MHz; Calibrated: 3/18/2020
- Sensor-Surface: (Fix Surface)
- Electronics: DAE4 Sn1357; Calibrated: 2/20/2020
- Phantom: HAC Test Arch with AMCC; Type: SD HAC P01 BB
- Measurement SW: DASY52, Version 52.10 (4);SEMCAD X Version 14.6.14 (7483)

## LTE Band 41 E-Field measurement/SC-FDMA 1RB 20 MHz 16QAM Ch. 40620/Hearing Aid Compatibility Test (101x101x1): Interpolated grid: dx=0.5000 mm, dy=0.5000 mm

Device Reference Point: 0, 0, -6.3 mm
Reference Value = 12.19 V/m; Power Drift = 0.09 dB
Applied MIF = -1.44 dB
RF audio interference level = 21.47 dBV/m

**Emission category: M4**

MIF scaled E-field

| | | |
|---|---|---|
| Grid 1 **M4** **20.01 dBV/m** | Grid 2 **M4** **19.5 dBV/m** | Grid 3 **M4** **20.05 dBV/m** |
| Grid 4 **M4** **19.3 dBV/m** | Grid 5 **M4** **21.23 dBV/m** | Grid 6 **M4** **21.47 dBV/m** |
| Grid 7 **M4** **21.82 dBV/m** | Grid 8 **M4** **23.08 dBV/m** | Grid 9 **M4** **23.13 dBV/m** |




0 dB = 14.34 V/m = 23.13 dBV/m

## LTE Band 41 PC2 ANT 1

Communication System: UID 10173 - CAG, LTE-TDD (SC-FDMA, 1 RB, 20 MHz, 16-QAM); Frequency: 2636.5 MHz; Duty Cycle: 1:8.87156
Phantom section: RF Section
DASY5 Configuration:
- Probe: EF3DV3 - SN4041; ConvF(1, 1, 1) @ 2636.5 MHz; Calibrated: 3/18/2020
- Sensor-Surface: (Fix Surface)
- Electronics: DAE4 Sn1357; Calibrated: 2/20/2020
- Phantom: HAC Test Arch with AMCC; Type: SD HAC P01 BB
- Measurement SW: DASY52, Version 52.10 (4);SEMCAD X Version 14.6.14 (7483)

## LTE Band 41 E-Field measurement/SC-FDMA 1RB 20 MHz 16QAM Ch. 41055/Hearing Aid Compatibility Test (101x101x1): Interpolated grid: dx=0.5000 mm, dy=0.5000 mm

Device Reference Point: 0, 0, -6.3 mm
Reference Value = 10.11 V/m; Power Drift = 0.08 dB
Applied MIF = -1.44 dB
RF audio interference level = 19.00 dBV/m

**Emission category: M4**

MIF scaled E-field

| | | |
|---|---|---|
| Grid 1 **M4** **18.95 dBV/m** | Grid 2 **M4** **17.43 dBV/m** | Grid 3 **M4** **18.06 dBV/m** |
| Grid 4 **M4** **18.52 dBV/m** | Grid 5 **M4** **18.61 dBV/m** | Grid 6 **M4** **19 dBV/m** |
| Grid 7 **M4** **20.6 dBV/m** | Grid 8 **M4** **19.79 dBV/m** | Grid 9 **M4** **20.07 dBV/m** |




0 dB = 10.72 V/m = 20.60 dBV/m

## LTE Band 41 PC2 ANT 1

Communication System: UID 10173 - CAG, LTE-TDD (SC-FDMA, 1 RB, 20 MHz, 16-QAM); Frequency: 2680 MHz; Duty Cycle: 1:8.87156
Phantom section: RF Section
DASY5 Configuration:
- Probe: EF3DV3 - SN4041; ConvF(1, 1, 1) @ 2680 MHz; Calibrated: 3/18/2020
- Sensor-Surface: (Fix Surface)
- Electronics: DAE4 Sn1357; Calibrated: 2/20/2020
- Phantom: HAC Test Arch with AMCC; Type: SD HAC P01 BB
- Measurement SW: DASY52, Version 52.10 (4);SEMCAD X Version 14.6.14 (7483)

## LTE Band 41 E-Field measurement/SC-FDMA 1RB 20 MHz 16QAM Ch. 41490/Hearing Aid Compatibility Test (101x101x1): Interpolated grid: dx=0.5000 mm, dy=0.5000 mm

Device Reference Point: 0, 0, -6.3 mm
Reference Value = 9.572 V/m; Power Drift = 0.10 dB
Applied MIF = -1.44 dB
RF audio interference level = 18.54 dBV/m
**Emission category: M4**

MIF scaled E-field

| | | |
|---|---|---|
| Grid 1 **M4** **17.85 dBV/m** | Grid 2 **M4** **17.76 dBV/m** | Grid 3 **M4** **18.39 dBV/m** |
| Grid 4 **M4** **18.54 dBV/m** | Grid 5 **M4** **18.14 dBV/m** | Grid 6 **M4** **18.44 dBV/m** |
| Grid 7 **M4** **21.75 dBV/m** | Grid 8 **M4** **20.47 dBV/m** | Grid 9 **M4** **20.55 dBV/m** |




0 dB = 12.24 V/m = 21.76 dBV/m

## GSM 850 ANT 2

Communication System: UID 10021 - CAA, GSM-FDD (TDMA, GMSK); Frequency: 824.2 MHz; Duty Cycle: 1:8.6896
Phantom section: RF Section
DASY5 Configuration:
- Probe: EF3DV3 - SN4041; ConvF(1, 1, 1) @ 824.2 MHz; Calibrated: 3/18/2020
- Sensor-Surface: (Fix Surface)
- Electronics: DAE4 Sn1357; Calibrated: 2/20/2020
- Phantom: HAC Test Arch with AMCC; Type: SD HAC P01 BB
- Measurement SW: DASY52, Version 52.10 (4);SEMCAD X Version 14.6.14 (7483)

## GSM850 E-Field measurement/Voice_ch 128/Hearing Aid Compatibility Test (101x101x1): Interpolated grid: dx=0.5000 mm, dy=0.5000 mm

Device Reference Point: 0, 0, -6.3 mm
Reference Value = 91.02 V/m; Power Drift = -0.01 dB
Applied MIF = 3.63 dB
RF audio interference level = 39.40 dBV/m
**Emission category: M4**

MIF scaled E-field

| | | |
|---|---|---|
| Grid 1 **M4** **38.29 dBV/m** | Grid 2 **M4** **39.96 dBV/m** | Grid 3 **M4** **39.67 dBV/m** |
| Grid 4 **M4** **36.81 dBV/m** | Grid 5 **M4** **39.4 dBV/m** | Grid 6 **M4** **39.11 dBV/m** |
| Grid 7 **M4** **35.34 dBV/m** | Grid 8 **M4** **38.11 dBV/m** | Grid 9 **M4** **37.92 dBV/m** |




0 dB = 99.55 V/m = 39.96 dBV/m

## GSM 850 ANT 2

Communication System: UID 10021 - CAA, GSM-FDD (TDMA, GMSK); Frequency: 836.6 MHz; Duty Cycle: 1:8.6896
Phantom section: RF Section
DASY5 Configuration:
- Probe: EF3DV3 - SN4041; ConvF(1, 1, 1) @ 836.6 MHz; Calibrated: 3/18/2020
- Sensor-Surface: (Fix Surface)
- Electronics: DAE4 Sn1357; Calibrated: 2/20/2020
- Phantom: HAC Test Arch with AMCC; Type: SD HAC P01 BB
- Measurement SW: DASY52, Version 52.10 (4);SEMCAD X Version 14.6.14 (7483)

## GSM850 E-Field measurement/Voice_ch 190/Hearing Aid Compatibility Test (101x101x1): Interpolated grid: dx=0.5000 mm, dy=0.5000 mm

Device Reference Point: 0, 0, -6.3 mm
Reference Value = 90.13 V/m; Power Drift = -0.04 dB
Applied MIF = 3.63 dB
RF audio interference level = 39.16 dBV/m
**Emission category: M4**

MIF scaled E-field

| | | |
|---|---|---|
| Grid 1 **M4** **37.79 dBV/m** | Grid 2 **M4** **39.67 dBV/m** | Grid 3 **M4** **39.4 dBV/m** |
| Grid 4 **M4** **36.38 dBV/m** | Grid 5 **M4** **39.16 dBV/m** | Grid 6 **M4** **38.86 dBV/m** |
| Grid 7 **M4** **35.11 dBV/m** | Grid 8 **M4** **37.88 dBV/m** | Grid 9 **M4** **37.63 dBV/m** |




0 dB = 96.27 V/m = 39.67 dBV/m

## GSM 850 ANT 2

Communication System: UID 10021 - CAA, GSM-FDD (TDMA, GMSK); Frequency: 848.6 MHz; Duty Cycle: 1:8.6896
Phantom section: RF Section
DASY5 Configuration:
- Probe: EF3DV3 - SN4041; ConvF(1, 1, 1) @ 848.6 MHz; Calibrated: 3/18/2020
- Sensor-Surface: (Fix Surface)
- Electronics: DAE4 Sn1357; Calibrated: 2/20/2020
- Phantom: HAC Test Arch with AMCC; Type: SD HAC P01 BB
- Measurement SW: DASY52, Version 52.10 (4);SEMCAD X Version 14.6.14 (7483)

## GSM850 E-Field measurement/Voice_ch 251/Hearing Aid Compatibility Test (101x101x1): Interpolated grid: dx=0.5000 mm, dy=0.5000 mm

Device Reference Point: 0, 0, -6.3 mm
Reference Value = 89.80 V/m; Power Drift = 0.17 dB
Applied MIF = 3.63 dB
RF audio interference level = 39.18 dBV/m
**Emission category: M4**

MIF scaled E-field

| | | |
|---|---|---|
| Grid 1 **M4** **38.21 dBV/m** | Grid 2 **M4** **39.63 dBV/m** | Grid 3 **M4** **39.09 dBV/m** |
| Grid 4 **M4** **36.94 dBV/m** | Grid 5 **M4** **39.18 dBV/m** | Grid 6 **M4** **38.65 dBV/m** |
| Grid 7 **M4** **35.65 dBV/m** | Grid 8 **M4** **37.95 dBV/m** | Grid 9 **M4** **37.49 dBV/m** |




0 dB = 95.80 V/m = 39.63 dBV/m

## GSM 1900 ANT 2

Communication System: UID 10021 - CAA, GSM-FDD (TDMA, GMSK); Frequency: 1850.2 MHz; Duty Cycle: 1:8.6896
Phantom section: RF Section
DASY5 Configuration:
- Probe: EF3DV3 - SN4041; ConvF(1, 1, 1) @ 1850.2 MHz; Calibrated: 3/18/2020
- Sensor-Surface: (Fix Surface)
- Electronics: DAE4 Sn1357; Calibrated: 2/20/2020
- Phantom: HAC Test Arch with AMCC; Type: SD HAC P01 BB
- Measurement SW: DASY52, Version 52.10 (4);SEMCAD X Version 14.6.14 (7483)

## GSM1900 E-Field measurement/Voice_ch 512/Hearing Aid Compatibility Test (101x101x1): Interpolated grid: dx=0.5000 mm, dy=0.5000 mm

Device Reference Point: 0, 0, -6.3 mm
Reference Value = 18.05 V/m; Power Drift = -0.26 dB
Applied MIF = 3.63 dB
RF audio interference level = 29.32 dBV/m
**Emission category: M4**

MIF scaled E-field

| | | |
|---|---|---|
| Grid 1 **M3** **31.21 dBV/m** | Grid 2 **M3** **31.85 dBV/m** | Grid 3 **M3** **31.72 dBV/m** |
| Grid 4 **M4** **25.84 dBV/m** | Grid 5 **M4** **29.32 dBV/m** | Grid 6 **M4** **29.29 dBV/m** |
| Grid 7 **M4** **25.69 dBV/m** | Grid 8 **M4** **27.47 dBV/m** | Grid 9 **M4** **27.15 dBV/m** |




0 dB = 39.14 V/m = 31.85 dBV/m

## GSM 1900 ANT 2

Communication System: UID 10021 - CAA, GSM-FDD (TDMA, GMSK); Frequency: 1880 MHz; Duty Cycle: 1:8.6896
Phantom section: RF Section
DASY5 Configuration:
- Probe: EF3DV3 - SN4041; ConvF(1, 1, 1) @ 1880 MHz; Calibrated: 3/18/2020
- Sensor-Surface: (Fix Surface)
- Electronics: DAE4 Sn1357; Calibrated: 2/20/2020
- Phantom: HAC Test Arch with AMCC; Type: SD HAC P01 BB
- Measurement SW: DASY52, Version 52.10 (4);SEMCAD X Version 14.6.14 (7483)

## GSM1900 E-Field measurement/Voice_ch 661/Hearing Aid Compatibility Test (101x101x1): Interpolated grid: dx=0.5000 mm, dy=0.5000 mm

Device Reference Point: 0, 0, -6.3 mm
Reference Value = 19.38 V/m; Power Drift = 0.06 dB
Applied MIF = 3.63 dB
RF audio interference level = 29.70 dBV/m
**Emission category: M4**

MIF scaled E-field

| | | |
|---|---|---|
| Grid 1 **M3** **30.75 dBV/m** | Grid 2 **M3** **31.47 dBV/m** | Grid 3 **M3** **31.37 dBV/m** |
| Grid 4 **M4** **25.89 dBV/m** | Grid 5 **M4** **29.7 dBV/m** | Grid 6 **M4** **29.56 dBV/m** |
| Grid 7 **M4** **24.84 dBV/m** | Grid 8 **M4** **26.04 dBV/m** | Grid 9 **M4** **25.79 dBV/m** |




0 dB = 37.47 V/m = 31.47 dBV/m

## GSM 1900 ANT 2

Communication System: UID 10021 - CAA, GSM-FDD (TDMA, GMSK); Frequency: 1909.8 MHz; Duty Cycle: 1:8.6896
Phantom section: RF Section
DASY5 Configuration:
- Probe: EF3DV3 - SN4041; ConvF(1, 1, 1) @ 1909.8 MHz; Calibrated: 3/18/2020
- Sensor-Surface: (Fix Surface)
- Electronics: DAE4 Sn1357; Calibrated: 2/20/2020
- Phantom: HAC Test Arch with AMCC; Type: SD HAC P01 BB
- Measurement SW: DASY52, Version 52.10 (4);SEMCAD X Version 14.6.14 (7483)

## GSM1900 E-Field measurement/Voice_ch 810/Hearing Aid Compatibility Test (101x101x1): Interpolated grid: dx=0.5000 mm, dy=0.5000 mm

Device Reference Point: 0, 0, -6.3 mm
Reference Value = 22.56 V/m; Power Drift = -0.02 dB
Applied MIF = 3.63 dB
RF audio interference level = 30.61 dBV/m
**Emission category: M3**

MIF scaled E-field

| | | |
|---|---|---|
| Grid 1 **M3** **30.47 dBV/m** | Grid 2 **M3** **32.21 dBV/m** | Grid 3 **M3** **32.11 dBV/m** |
| Grid 4 **M4** **26.44 dBV/m** | Grid 5 **M3** **30.61 dBV/m** | Grid 6 **M3** **30.53 dBV/m** |
| Grid 7 **M4** **24.44 dBV/m** | Grid 8 **M4** **25.93 dBV/m** | Grid 9 **M4** **25.45 dBV/m** |




0 dB = 40.78 V/m = 32.21 dBV/m

## CDMA2000 BC0 ANT 2

Communication System: UID 10295 - AAB, CDMA2000, RC1, SO3, 1/8th Rate 25 fr.; Frequency: 824.7 MHz; Duty Cycle: 1:17.746
Phantom section: RF Section
DASY5 Configuration:
- Probe: EF3DV3 - SN4041; ConvF(1, 1, 1) @ 824.7 MHz; Calibrated: 3/18/2020
- Sensor-Surface: (Fix Surface)
- Electronics: DAE4 Sn1357; Calibrated: 2/20/2020
- Phantom: HAC Test Arch with AMCC; Type: SD HAC P01 BB
- Measurement SW: DASY52, Version 52.10 (4);SEMCAD X Version 14.6.14 (7483)

## CDMA2000 BC0 E-Field measurement/1xRTT, RC1, SO3, 1/8th Rate 25 fr. Ch. 1013/Hearing Aid Compatibility Test (101x101x1): Interpolated grid: dx=0.5000 mm, dy=0.5000 mm

Device Reference Point: 0, 0, -6.3 mm
Reference Value = 40.21 V/m; Power Drift = -0.13 dB
Applied MIF = 3.26 dB
RF audio interference level = 31.62 dBV/m
**Emission category: M4**

MIF scaled E-field

| | | |
|---|---|---|
| Grid 1 **M4** **30.81 dBV/m** | Grid 2 **M4** **32.05 dBV/m** | Grid 3 **M4** **31.67 dBV/m** |
| Grid 4 **M4** **29.52 dBV/m** | Grid 5 **M4** **31.62 dBV/m** | Grid 6 **M4** **31.28 dBV/m** |
| Grid 7 **M4** **28.29 dBV/m** | Grid 8 **M4** **30.42 dBV/m** | Grid 9 **M4** **30.16 dBV/m** |




0 dB = 40.04 V/m = 32.05 dBV/m

## CDMA2000 BC0 ANT 2

Communication System: UID 10295 - AAB, CDMA2000, RC1, SO3, 1/8th Rate 25 fr.; Frequency: 836.52 MHz; Duty Cycle: 1:17.746
Phantom section: RF Section
DASY5 Configuration:
- Probe: EF3DV3 - SN4041; ConvF(1, 1, 1) @ 836.52 MHz; Calibrated: 3/18/2020
- Sensor-Surface: (Fix Surface)
- Electronics: DAE4 Sn1357; Calibrated: 2/20/2020
- Phantom: HAC Test Arch with AMCC; Type: SD HAC P01 BB
- Measurement SW: DASY52, Version 52.10 (4);SEMCAD X Version 14.6.14 (7483)

## CDMA2000 BC0 E-Field measurement/1xRTT, RC1, SO3, 1/8th Rate 25 fr. Ch. 384/Hearing Aid Compatibility Test (101x101x1): Interpolated grid: dx=0.5000 mm, dy=0.5000 mm

Device Reference Point: 0, 0, -6.3 mm
Reference Value = 40.97 V/m; Power Drift = -0.13 dB
Applied MIF = 3.26 dB
RF audio interference level = 31.77 dBV/m
**Emission category: M4**

MIF scaled E-field

| | | |
|---|---|---|
| Grid 1 **M4** **30.36 dBV/m** | Grid 2 **M4** **32.15 dBV/m** | Grid 3 **M4** **31.86 dBV/m** |
| Grid 4 **M4** **29.4 dBV/m** | Grid 5 **M4** **31.77 dBV/m** | Grid 6 **M4** **31.49 dBV/m** |
| Grid 7 **M4** **28.35 dBV/m** | Grid 8 **M4** **30.65 dBV/m** | Grid 9 **M4** **30.36 dBV/m** |




0 dB = 40.52 V/m = 32.15 dBV/m

## CDMA2000 BC0 ANT 2

Communication System: UID 10295 - AAB, CDMA2000, RC1, SO3, 1/8th Rate 25 fr.; Frequency: 848.31 MHz; Duty Cycle: 1:17.746
Phantom section: RF Section
DASY5 Configuration:
- Probe: EF3DV3 - SN4041; ConvF(1, 1, 1) @ 848.31 MHz; Calibrated: 3/18/2020
- Sensor-Surface: (Fix Surface)
- Electronics: DAE4 Sn1357; Calibrated: 2/20/2020
- Phantom: HAC Test Arch with AMCC; Type: SD HAC P01 BB
- Measurement SW: DASY52, Version 52.10 (4);SEMCAD X Version 14.6.14 (7483)

## CDMA2000 BC0 E-Field measurement/1xRTT, RC1, SO3, 1/8th Rate 25 fr. Ch. 777/Hearing Aid Compatibility Test (101x101x1): Interpolated grid: dx=0.5000 mm, dy=0.5000 mm

Device Reference Point: 0, 0, -6.3 mm
Reference Value = 41.80 V/m; Power Drift = -0.13 dB
Applied MIF = 3.26 dB
RF audio interference level = 31.83 dBV/m
**Emission category: M4**

MIF scaled E-field

| | | |
|---|---|---|
| Grid 1 **M4** **30.67 dBV/m** | Grid 2 **M4** **32.17 dBV/m** | Grid 3 **M4** **31.8 dBV/m** |
| Grid 4 **M4** **29.64 dBV/m** | Grid 5 **M4** **31.83 dBV/m** | Grid 6 **M4** **31.39 dBV/m** |
| Grid 7 **M4** **28.44 dBV/m** | Grid 8 **M4** **30.68 dBV/m** | Grid 9 **M4** **30.27 dBV/m** |




0 dB = 40.60 V/m = 32.17 dBV/m

## CDMA2000 BC1 ANT 2

Communication System: UID 10295 - AAB, CDMA2000, RC1, SO3, 1/8th Rate 25 fr.; Frequency: 1851.25 MHz; Duty Cycle: 1:17.746
Phantom section: RF Section
DASY5 Configuration:
- Probe: EF3DV3 - SN4041; ConvF(1, 1, 1) @ 1851.25 MHz; Calibrated: 3/18/2020
- Sensor-Surface: (Fix Surface)
- Electronics: DAE4 Sn1357; Calibrated: 2/20/2020
- Phantom: HAC Test Arch with AMCC; Type: SD HAC P01 BB
- Measurement SW: DASY52, Version 52.10 (4);SEMCAD X Version 14.6.14 (7483)

## CDMA2000 BC1 E-Field measurement/1xRTT, RC1, SO3, 1/8th Rate 25 fr. Ch. 25/Hearing Aid Compatibility Test (101x101x1): Interpolated grid: dx=0.5000 mm, dy=0.5000 mm

Device Reference Point: 0, 0, -6.3 mm
Reference Value = 12.16 V/m; Power Drift = 0.01 dB
Applied MIF = 3.26 dB
RF audio interference level = 22.90 dBV/m
**Emission category: M4**

MIF scaled E-field

| | | |
|---|---|---|
| Grid 1 **M4** **22.83 dBV/m** | Grid 2 **M4** **22.69 dBV/m** | Grid 3 **M4** **22.4 dBV/m** |
| Grid 4 **M4** **22.71 dBV/m** | Grid 5 **M4** **22.9 dBV/m** | Grid 6 **M4** **22.78 dBV/m** |
| Grid 7 **M4** **23.04 dBV/m** | Grid 8 **M4** **22.99 dBV/m** | Grid 9 **M4** **22.9 dBV/m** |




0 dB = 14.19 V/m = 23.04 dBV/m

## CDMA2000 BC1 ANT 2

Communication System: UID 10295 - AAB, CDMA2000, RC1, SO3, 1/8th Rate 25 fr.; Frequency: 1880 MHz; Duty Cycle: 1:17.746
Phantom section: RF Section
DASY5 Configuration:
- Probe: EF3DV3 - SN4041; ConvF(1, 1, 1) @ 1880 MHz; Calibrated: 3/18/2020
- Sensor-Surface: (Fix Surface)
- Electronics: DAE4 Sn1357; Calibrated: 2/20/2020
- Phantom: HAC Test Arch with AMCC; Type: SD HAC P01 BB
- Measurement SW: DASY52, Version 52.10 (4);SEMCAD X Version 14.6.14 (7483)

## CDMA2000 BC1 E-Field measurement/1xRTT, RC1, SO3, 1/8th Rate 25 fr. Ch. 600/Hearing Aid Compatibility Test (101x101x1): Interpolated grid: dx=0.5000 mm, dy=0.5000 mm

Device Reference Point: 0, 0, -6.3 mm
Reference Value = 15.07 V/m; Power Drift = 0.08 dB
Applied MIF = 3.26 dB
RF audio interference level = 26.07 dBV/m
**Emission category: M4**

MIF scaled E-field

| | | |
|---|---|---|
| Grid 1 **M4** **27.25 dBV/m** | Grid 2 **M4** **26.53 dBV/m** | Grid 3 **M4** **25.66 dBV/m** |
| Grid 4 **M4** **26.5 dBV/m** | Grid 5 **M4** **25.36 dBV/m** | Grid 6 **M4** **24.37 dBV/m** |
| Grid 7 **M4** **26.07 dBV/m** | Grid 8 **M4** **24.28 dBV/m** | Grid 9 **M4** **22.72 dBV/m** |




0 dB = 23.04 V/m = 27.25 dBV/m

## CDMA2000 BC1 ANT 2

Communication System: UID 10295 - AAB, CDMA2000, RC1, SO3, 1/8th Rate 25 fr.; Frequency: 1908.75 MHz; Duty Cycle: 1:17.746
Phantom section: RF Section
DASY5 Configuration:
- Probe: EF3DV3 - SN4041; ConvF(1, 1, 1) @ 1908.75 MHz; Calibrated: 3/18/2020
- Sensor-Surface: (Fix Surface)
- Electronics: DAE4 Sn1357; Calibrated: 2/20/2020
- Phantom: HAC Test Arch with AMCC; Type: SD HAC P01 BB
- Measurement SW: DASY52, Version 52.10 (4);SEMCAD X Version 14.6.14 (7483)

## CDMA2000 BC1 E-Field measurement/1xRTT, RC1, SO3, 1/8th Rate 25 fr. Ch. 1175/Hearing Aid Compatibility Test (101x101x1): Interpolated grid: dx=0.5000 mm, dy=0.5000 mm

Device Reference Point: 0, 0, -6.3 mm
Reference Value = 16.07 V/m; Power Drift = -0.15 dB
Applied MIF = 3.26 dB
RF audio interference level = 25.86 dBV/m
**Emission category: M4**

MIF scaled E-field

| | | |
|---|---|---|
| Grid 1 **M4** **27.02 dBV/m** | Grid 2 **M4** **26.59 dBV/m** | Grid 3 **M4** **25.86 dBV/m** |
| Grid 4 **M4** **26.26 dBV/m** | Grid 5 **M4** **25.26 dBV/m** | Grid 6 **M4** **25.04 dBV/m** |
| Grid 7 **M4** **25.71 dBV/m** | Grid 8 **M4** **24.38 dBV/m** | Grid 9 **M4** **22.43 dBV/m** |




0 dB = 22.45 V/m = 27.02 dBV/m

## CDMA2000 BC10 ANT 2

Communication System: UID 10295 - AAB, CDMA2000, RC1, SO3, 1/8th Rate 25 fr.; Frequency: 817.9 MHz; Duty Cycle: 1:17.746
Phantom section: RF Section
DASY5 Configuration:
- Probe: EF3DV3 - SN4041; ConvF(1, 1, 1) @ 817.9 MHz; Calibrated: 3/18/2020
- Sensor-Surface: (Fix Surface)
- Electronics: DAE4 Sn1357; Calibrated: 2/20/2020
- Phantom: HAC Test Arch with AMCC; Type: SD HAC P01 BB
- Measurement SW: DASY52, Version 52.10 (4);SEMCAD X Version 14.6.14 (7483)

## CDMA2000 BC10 E-Field measurement/1xRTT, RC1, SO3, 1/8th Rate 25 fr. Ch. 476/Hearing Aid Compatibility Test (101x101x1): Interpolated grid: dx=0.5000 mm, dy=0.5000 mm

Device Reference Point: 0, 0, -6.3 mm
Reference Value = 38.27 V/m; Power Drift = -0.03 dB
Applied MIF = 3.26 dB
RF audio interference level = 31.29 dBV/m
**Emission category: M4**

MIF scaled E-field

| | | |
|---|---|---|
| Grid 1 **M4** **30.53 dBV/m** | Grid 2 **M4** **31.67 dBV/m** | Grid 3 **M4** **31.16 dBV/m** |
| Grid 4 **M4** **29.83 dBV/m** | Grid 5 **M4** **31.29 dBV/m** | Grid 6 **M4** **30.85 dBV/m** |
| Grid 7 **M4** **28.87 dBV/m** | Grid 8 **M4** **30.21 dBV/m** | Grid 9 **M4** **29.93 dBV/m** |




0 dB = 38.34 V/m = 31.67 dBV/m

## CDMA2000 BC10 ANT 2

Communication System: UID 10295 - AAB, CDMA2000, RC1, SO3, 1/8th Rate 25 fr.; Frequency: 820.5 MHz; Duty Cycle: 1:17.746
Phantom section: RF Section
DASY5 Configuration:
- Probe: EF3DV3 - SN4041; ConvF(1, 1, 1) @ 820.5 MHz; Calibrated: 3/18/2020
- Sensor-Surface: (Fix Surface)
- Electronics: DAE4 Sn1357; Calibrated: 2/20/2020
- Phantom: HAC Test Arch with AMCC; Type: SD HAC P01 BB
- Measurement SW: DASY52, Version 52.10 (4);SEMCAD X Version 14.6.14 (7483)

## CDMA2000 BC10 E-Field measurement/1xRTT, RC1, SO3, 1/8th Rate 25 fr. Ch. 580/Hearing Aid Compatibility Test (101x101x1): Interpolated grid: dx=0.5000 mm, dy=0.5000 mm

Device Reference Point: 0, 0, -6.3 mm
Reference Value = 37.78 V/m; Power Drift = 0.17 dB
Applied MIF = 3.26 dB
RF audio interference level = 31.34 dBV/m
**Emission category: M4**

MIF scaled E-field

| | | |
|---|---|---|
| Grid 1 **M4** **30.63 dBV/m** | Grid 2 **M4** **31.75 dBV/m** | Grid 3 **M4** **31.25 dBV/m** |
| Grid 4 **M4** **29.64 dBV/m** | Grid 5 **M4** **31.34 dBV/m** | Grid 6 **M4** **30.87 dBV/m** |
| Grid 7 **M4** **28.76 dBV/m** | Grid 8 **M4** **30.15 dBV/m** | Grid 9 **M4** **29.82 dBV/m** |




0 dB = 38.67 V/m = 31.75 dBV/m

## CDMA2000 BC10 ANT 2

Communication System: UID 10295 - AAB, CDMA2000, RC1, SO3, 1/8th Rate 25 fr.; Frequency: 823.1 MHz; Duty Cycle: 1:17.746
Phantom section: RF Section
DASY5 Configuration:
- Probe: EF3DV3 - SN4041; ConvF(1, 1, 1) @ 823.1 MHz; Calibrated: 3/18/2020
- Sensor-Surface: (Fix Surface)
- Electronics: DAE4 Sn1357; Calibrated: 2/20/2020
- Phantom: HAC Test Arch with AMCC; Type: SD HAC P01 BB
- Measurement SW: DASY52, Version 52.10 (4);SEMCAD X Version 14.6.14 (7483)

## CDMA2000 BC10 E-Field measurement/1xRTT, RC1, SO3, 1/8th Rate 25 fr. Ch. 684/Hearing Aid Compatibility Test (101x101x1): Interpolated grid: dx=0.5000 mm, dy=0.5000 mm

Device Reference Point: 0, 0, -6.3 mm
Reference Value = 39.34 V/m; Power Drift = -0.01 dB
Applied MIF = 3.26 dB
RF audio interference level = 31.38 dBV/m
**Emission category: M4**

MIF scaled E-field

| | | |
|---|---|---|
| Grid 1 **M4** **30.79 dBV/m** | Grid 2 **M4** **31.79 dBV/m** | Grid 3 **M4** **31.27 dBV/m** |
| Grid 4 **M4** **29.93 dBV/m** | Grid 5 **M4** **31.38 dBV/m** | Grid 6 **M4** **30.89 dBV/m** |
| Grid 7 **M4** **28.72 dBV/m** | Grid 8 **M4** **30.26 dBV/m** | Grid 9 **M4** **29.82 dBV/m** |




0 dB = 38.84 V/m = 31.79 dBV/m

## LTE Band 41 ANT 2

Communication System: UID 10173 - CAG, LTE-TDD (SC-FDMA, 1 RB, 20 MHz, 16-QAM); Frequency: 2506 MHz; Duty Cycle: 1:8.87156
Phantom section: RF Section
DASY5 Configuration:
- Probe: EF3DV3 - SN4041; ConvF(1, 1, 1) @ 2506 MHz; Calibrated: 3/18/2020
- Sensor-Surface: (Fix Surface)
- Electronics: DAE4 Sn1357; Calibrated: 2/20/2020
- Phantom: HAC Test Arch with AMCC; Type: SD HAC P01 BB
- Measurement SW: DASY52, Version 52.10 (4);SEMCAD X Version 14.6.14 (7483)

## LTE Band 41 ANT 2 E-Field measurement/SC-FDMA 1RB 20 MHz 16QAM Ch. 39750/Hearing Aid Compatibility Test (101x101x1): Interpolated grid: dx=0.5000 mm, dy=0.5000 mm

Device Reference Point: 0, 0, -6.3 mm
Reference Value = 34.24 V/m; Power Drift = 0.05 dB
Applied MIF = -1.44 dB
RF audio interference level = 26.68 dBV/m
**Emission category: M4**

MIF scaled E-field

| | | |
|---|---|---|
| Grid 1 **M4** **24.92 dBV/m** | Grid 2 **M4** **26.71 dBV/m** | Grid 3 **M4** **26.26 dBV/m** |
| Grid 4 **M4** **24.96 dBV/m** | Grid 5 **M4** **26.68 dBV/m** | Grid 6 **M4** **26.21 dBV/m** |
| Grid 7 **M4** **21.92 dBV/m** | Grid 8 **M4** **23.94 dBV/m** | Grid 9 **M4** **23.87 dBV/m** |




0 dB = 21.65 V/m = 26.71 dBV/m

## LTE Band 41 ANT 2

Communication System: UID 10173 - CAG, LTE-TDD (SC-FDMA, 1 RB, 20 MHz, 16-QAM); Frequency: 2549.5 MHz; Duty Cycle: 1:8.87156
Phantom section: RF Section
DASY5 Configuration:
- Probe: EF3DV3 - SN4041; ConvF(1, 1, 1) @ 2549.5 MHz; Calibrated: 3/18/2020
- Sensor-Surface: (Fix Surface)
- Electronics: DAE4 Sn1357; Calibrated: 2/20/2020
- Phantom: HAC Test Arch with AMCC; Type: SD HAC P01 BB
- Measurement SW: DASY52, Version 52.10 (4);SEMCAD X Version 14.6.14 (7483)

## LTE Band 41 ANT 2 E-Field measurement/SC-FDMA 1RB 20 MHz 16QAM Ch. 40185/Hearing Aid Compatibility Test (101x101x1): Interpolated grid: dx=0.5000 mm, dy=0.5000 mm

Device Reference Point: 0, 0, -6.3 mm
Reference Value = 33.24 V/m; Power Drift = 0.06 dB
Applied MIF = -1.44 dB
RF audio interference level = 26.56 dBV/m
**Emission category: M4**

MIF scaled E-field

| | | |
|---|---|---|
| Grid 1 **M4** **25.18 dBV/m** | Grid 2 **M4** **26.6 dBV/m** | Grid 3 **M4** **26.14 dBV/m** |
| Grid 4 **M4** **25.14 dBV/m** | Grid 5 **M4** **26.56 dBV/m** | Grid 6 **M4** **26.04 dBV/m** |
| Grid 7 **M4** **21.38 dBV/m** | Grid 8 **M4** **24.17 dBV/m** | Grid 9 **M4** **24.12 dBV/m** |




0 dB = 21.39 V/m = 26.60 dBV/m

## LTE Band 41 ANT 2

Communication System: UID 10173 - CAG, LTE-TDD (SC-FDMA, 1 RB, 20 MHz, 16-QAM); Frequency: 2593 MHz; Duty Cycle: 1:8.87156
Phantom section: RF Section
DASY5 Configuration:
- Probe: EF3DV3 - SN4041; ConvF(1, 1, 1) @ 2593 MHz; Calibrated: 3/18/2020
- Sensor-Surface: (Fix Surface)
- Electronics: DAE4 Sn1357; Calibrated: 2/20/2020
- Phantom: HAC Test Arch with AMCC; Type: SD HAC P01 BB
- Measurement SW: DASY52, Version 52.10 (4);SEMCAD X Version 14.6.14 (7483)

## LTE Band 41 ANT 2 E-Field measurement/SC-FDMA 1RB 20 MHz 16QAM Ch. 40620/Hearing Aid Compatibility Test (101x101x1): Interpolated grid: dx=0.5000 mm, dy=0.5000 mm

Device Reference Point: 0, 0, -6.3 mm
Reference Value = 33.19 V/m; Power Drift = 0.06 dB
Applied MIF = -1.44 dB
RF audio interference level = 26.08 dBV/m
**Emission category: M4**

MIF scaled E-field

| | | |
|---|---|---|
| Grid 1 **M4** **24.25 dBV/m** | Grid 2 **M4** **26.08 dBV/m** | Grid 3 **M4** **25.69 dBV/m** |
| Grid 4 **M4** **24.25 dBV/m** | Grid 5 **M4** **26.08 dBV/m** | Grid 6 **M4** **25.69 dBV/m** |
| Grid 7 **M4** **21.11 dBV/m** | Grid 8 **M4** **24.12 dBV/m** | Grid 9 **M4** **24.08 dBV/m** |




0 dB = 20.15 V/m = 26.09 dBV/m

## LTE Band 41 ANT 2

Communication System: UID 10173 - CAG, LTE-TDD (SC-FDMA, 1 RB, 20 MHz, 16-QAM); Frequency: 2636.5 MHz; Duty Cycle: 1:8.87156
Phantom section: RF Section
DASY5 Configuration:
- Probe: EF3DV3 - SN4041; ConvF(1, 1, 1) @ 2636.5 MHz; Calibrated: 3/18/2020
- Sensor-Surface: (Fix Surface)
- Electronics: DAE4 Sn1357; Calibrated: 2/20/2020
- Phantom: HAC Test Arch with AMCC; Type: SD HAC P01 BB
- Measurement SW: DASY52, Version 52.10 (4);SEMCAD X Version 14.6.14 (7483)

## LTE Band 41 ANT 2 E-Field measurement/SC-FDMA 1RB 20 MHz 16QAM Ch. 41055/Hearing Aid Compatibility Test (101x101x1): Interpolated grid: dx=0.5000 mm, dy=0.5000 mm

Device Reference Point: 0, 0, -6.3 mm
Reference Value = 31.90 V/m; Power Drift = 0.11 dB
Applied MIF = -1.44 dB
RF audio interference level = 25.40 dBV/m
**Emission category: M4**

MIF scaled E-field

| | | |
|---|---|---|
| Grid 1 **M4** **23.51 dBV/m** | Grid 2 **M4** **25.33 dBV/m** | Grid 3 **M4** **24.87 dBV/m** |
| Grid 4 **M4** **23.74 dBV/m** | Grid 5 **M4** **25.4 dBV/m** | Grid 6 **M4** **24.93 dBV/m** |
| Grid 7 **M4** **21.64 dBV/m** | Grid 8 **M4** **24.12 dBV/m** | Grid 9 **M4** **24.09 dBV/m** |




0 dB = 18.62 V/m = 25.40 dBV/m

## LTE Band 41 ANT 2

Communication System: UID 10173 - CAG, LTE-TDD (SC-FDMA, 1 RB, 20 MHz, 16-QAM); Frequency: 2680 MHz; Duty Cycle: 1:8.87156
Phantom section: RF Section
DASY5 Configuration:
- Probe: EF3DV3 - SN4041; ConvF(1, 1, 1) @ 2680 MHz; Calibrated: 3/18/2020
- Sensor-Surface: (Fix Surface)
- Electronics: DAE4 Sn1357; Calibrated: 2/20/2020
- Phantom: HAC Test Arch with AMCC; Type: SD HAC P01 BB
- Measurement SW: DASY52, Version 52.10 (4);SEMCAD X Version 14.6.14 (7483)

## LTE Band 41 ANT 2 E-Field measurement/SC-FDMA 1RB 20 MHz 16QAM Ch. 41490/Hearing Aid Compatibility Test (101x101x1): Interpolated grid: dx=0.5000 mm, dy=0.5000 mm

Device Reference Point: 0, 0, -6.3 mm
Reference Value = 32.41 V/m; Power Drift = 0.05 dB
Applied MIF = -1.44 dB
RF audio interference level = 25.15 dBV/m
**Emission category: M4**

MIF scaled E-field

| | | |
|---|---|---|
| Grid 1 **M4** **22.98 dBV/m** | Grid 2 **M4** **25.02 dBV/m** | Grid 3 **M4** **24.58 dBV/m** |
| Grid 4 **M4** **23.36 dBV/m** | Grid 5 **M4** **25.15 dBV/m** | Grid 6 **M4** **24.66 dBV/m** |
| Grid 7 **M4** **21.45 dBV/m** | Grid 8 **M4** **23.95 dBV/m** | Grid 9 **M4** **23.9 dBV/m** |




0 dB = 18.10 V/m = 25.15 dBV/m

## GSM 1900 ANT 3

Communication System: UID 10021 - CAA, GSM-FDD (TDMA, GMSK); Frequency: 1850.2 MHz; Duty Cycle: 1:8.6896
Phantom section: RF Section
DASY5 Configuration:
- Probe: EF3DV3 - SN4041; ConvF(1, 1, 1) @ 1850.2 MHz; Calibrated: 3/18/2020
- Sensor-Surface: (Fix Surface)
- Electronics: DAE4 Sn1357; Calibrated: 2/20/2020
- Phantom: HAC Test Arch with AMCC; Type: SD HAC P01 BB
- Measurement SW: DASY52, Version 52.10 (4);SEMCAD X Version 14.6.14 (7483)

## GSM1900 E-Field measurement/Voice_ch 512/Hearing Aid Compatibility Test (101x101x1): Interpolated grid: dx=0.5000 mm, dy=0.5000 mm

Device Reference Point: 0, 0, -6.3 mm
Reference Value = 9.022 V/m; Power Drift = 0.77 dB
Applied MIF = 3.63 dB
RF audio interference level = 28.21 dBV/m
**Emission category: M4**

MIF scaled E-field

| | | |
|---|---|---|
| Grid 1 **M4** **27.9 dBV/m** | Grid 2 **M4** **28.44 dBV/m** | Grid 3 **M4** **27.32 dBV/m** |
| Grid 4 **M4** **22.73 dBV/m** | Grid 5 **M4** **24.87 dBV/m** | Grid 6 **M4** **25.16 dBV/m** |
| Grid 7 **M4** **23.41 dBV/m** | Grid 8 **M4** **28.14 dBV/m** | Grid 9 **M4** **28.21 dBV/m** |




0 dB = 26.41 V/m = 28.44 dBV/m

## GSM 1900 ANT 3

Communication System: UID 10021 - CAA, GSM-FDD (TDMA, GMSK); Frequency: 1880 MHz; Duty Cycle: 1:8.6896
Phantom section: RF Section
DASY5 Configuration:
- Probe: EF3DV3 - SN4041; ConvF(1, 1, 1) @ 1880 MHz; Calibrated: 3/18/2020
- Sensor-Surface: (Fix Surface)
- Electronics: DAE4 Sn1357; Calibrated: 2/20/2020
- Phantom: HAC Test Arch with AMCC; Type: SD HAC P01 BB
- Measurement SW: DASY52, Version 52.10 (4);SEMCAD X Version 14.6.14 (7483)

## GSM1900 E-Field measurement/Voice_ch 661/Hearing Aid Compatibility Test (101x101x1): Interpolated grid: dx=0.5000 mm, dy=0.5000 mm

Device Reference Point: 0, 0, -6.3 mm
Reference Value = 12.01 V/m; Power Drift = -0.33 dB
Applied MIF = 3.63 dB
RF audio interference level = 26.55 dBV/m
**Emission category: M4**

MIF scaled E-field

| | | |
|---|---|---|
| Grid 1 **M4** **27.83 dBV/m** | Grid 2 **M4** **28.54 dBV/m** | Grid 3 **M4** **28.54 dBV/m** |
| Grid 4 **M4** **23.37 dBV/m** | Grid 5 **M4** **24.97 dBV/m** | Grid 6 **M4** **25.04 dBV/m** |
| Grid 7 **M4** **21.94 dBV/m** | Grid 8 **M4** **26.47 dBV/m** | Grid 9 **M4** **26.55 dBV/m** |




0 dB = 26.72 V/m = 28.54 dBV/m

## GSM 1900 ANT 3

Communication System: UID 10021 - CAA, GSM-FDD (TDMA, GMSK); Frequency: 1909.8 MHz; Duty Cycle: 1:8.6896
Phantom section: RF Section
DASY5 Configuration:
- Probe: EF3DV3 - SN4041; ConvF(1, 1, 1) @ 1909.8 MHz; Calibrated: 3/18/2020
- Sensor-Surface: (Fix Surface)
- Electronics: DAE4 Sn1357; Calibrated: 2/20/2020
- Phantom: HAC Test Arch with AMCC; Type: SD HAC P01 BB
- Measurement SW: DASY52, Version 52.10 (4);SEMCAD X Version 14.6.14 (7483)

## GSM1900 E-Field measurement/Voice_ch 810/Hearing Aid Compatibility Test (101x101x1): Interpolated grid: dx=0.5000 mm, dy=0.5000 mm

Device Reference Point: 0, 0, -6.3 mm
Reference Value = 12.85 V/m; Power Drift = -0.44 dB
Applied MIF = 3.63 dB
RF audio interference level = 27.74 dBV/m
**Emission category: M4**

MIF scaled E-field

| | | |
|---|---|---|
| Grid 1 **M4** **28.92 dBV/m** | Grid 2 **M3** **30.7 dBV/m** | Grid 3 **M3** **30.46 dBV/m** |
| Grid 4 **M4** **24.03 dBV/m** | Grid 5 **M4** **26.42 dBV/m** | Grid 6 **M4** **26.4 dBV/m** |
| Grid 7 **M4** **23.8 dBV/m** | Grid 8 **M4** **27.7 dBV/m** | Grid 9 **M4** **27.74 dBV/m** |




0 dB = 34.26 V/m = 30.70 dBV/m

## LTE Band 41 ANT 3

Communication System: UID 10173 - CAG, LTE-TDD (SC-FDMA, 1 RB, 20 MHz, 16-QAM); Frequency: 2506 MHz; Duty Cycle: 1:8.87156
Phantom section: RF Section
DASY5 Configuration:
- Probe: EF3DV3 - SN4041; ConvF(1, 1, 1) @ 2506 MHz; Calibrated: 3/18/2020
- Sensor-Surface: (Fix Surface)
- Electronics: DAE4 Sn1357; Calibrated: 2/20/2020
- Phantom: HAC Test Arch with AMCC; Type: SD HAC P01 BB
- Measurement SW: DASY52, Version 52.10 (4);SEMCAD X Version 14.6.14 (7483)

## LTE Band 41 ANT 3 E-Field measurement/SC-FDMA 1RB 20 MHz 16QAM Ch. 39750/Hearing Aid Compatibility Test (101x101x1): Interpolated grid: dx=0.5000 mm, dy=0.5000 mm

Device Reference Point: 0, 0, -6.3 mm
Reference Value = 12.17 V/m; Power Drift = 0.52 dB
Applied MIF = -1.44 dB
RF audio interference level = 22.73 dBV/m
**Emission category: M4**

MIF scaled E-field

| | | |
|---|---|---|
| Grid 1 **M4** **23.59 dBV/m** | Grid 2 **M4** **24.27 dBV/m** | Grid 3 **M4** **24.27 dBV/m** |
| Grid 4 **M4** **21.42 dBV/m** | Grid 5 **M4** **22.45 dBV/m** | Grid 6 **M4** **22.73 dBV/m** |
| Grid 7 **M4** **19.82 dBV/m** | Grid 8 **M4** **19.7 dBV/m** | Grid 9 **M4** **20.45 dBV/m** |




0 dB = 16.36 V/m = 24.28 dBV/m

## LTE Band 41 ANT 3

Communication System: UID 10173 - CAG, LTE-TDD (SC-FDMA, 1 RB, 20 MHz, 16-QAM); Frequency: 2549.5 MHz; Duty Cycle: 1:8.87156
Phantom section: RF Section
DASY5 Configuration:
- Probe: EF3DV3 - SN4041; ConvF(1, 1, 1) @ 2549.5 MHz; Calibrated: 3/18/2020
- Sensor-Surface: (Fix Surface)
- Electronics: DAE4 Sn1357; Calibrated: 2/20/2020
- Phantom: HAC Test Arch with AMCC; Type: SD HAC P01 BB
- Measurement SW: DASY52, Version 52.10 (4);SEMCAD X Version 14.6.14 (7483)

## LTE Band 41 ANT 3 E-Field measurement/SC-FDMA 1RB 20 MHz 16QAM Ch. 40185/Hearing Aid Compatibility Test (101x101x1): Interpolated grid: dx=0.5000 mm, dy=0.5000 mm

Device Reference Point: 0, 0, -6.3 mm
Reference Value = 11.99 V/m; Power Drift = 0.22 dB
Applied MIF = -1.44 dB
RF audio interference level = 20.72 dBV/m

**Emission category: M4**

MIF scaled E-field

| | | |
|---|---|---|
| Grid 1 **M4** **22.59 dBV/m** | Grid 2 **M4** **22.67 dBV/m** | Grid 3 **M4** **22.66 dBV/m** |
| Grid 4 **M4** **20.35 dBV/m** | Grid 5 **M4** **20.6 dBV/m** | Grid 6 **M4** **20.72 dBV/m** |
| Grid 7 **M4** **18.84 dBV/m** | Grid 8 **M4** **18.57 dBV/m** | Grid 9 **M4** **19.26 dBV/m** |




0 dB = 13.60 V/m = 22.67 dBV/m

## LTE Band 41 ANT 3

Communication System: UID 10173 - CAG, LTE-TDD (SC-FDMA, 1 RB, 20 MHz, 16-QAM); Frequency: 2593 MHz; Duty Cycle: 1:8.87156
Phantom section: RF Section
DASY5 Configuration:
- Probe: EF3DV3 - SN4041; ConvF(1, 1, 1) @ 2593 MHz; Calibrated: 3/18/2020
- Sensor-Surface: (Fix Surface)
- Electronics: DAE4 Sn1357; Calibrated: 2/20/2020
- Phantom: HAC Test Arch with AMCC; Type: SD HAC P01 BB
- Measurement SW: DASY52, Version 52.10 (4);SEMCAD X Version 14.6.14 (7483)

## LTE Band 41 ANT 3 E-Field measurement/SC-FDMA 1RB 20 MHz 16QAM Ch. 40620/Hearing Aid Compatibility Test (101x101x1): Interpolated grid: dx=0.5000 mm, dy=0.5000 mm

Device Reference Point: 0, 0, -6.3 mm
Reference Value = 10.49 V/m; Power Drift = 0.49 dB
Applied MIF = -1.44 dB
RF audio interference level = 19.62 dBV/m
**Emission category: M4**

MIF scaled E-field

| | | |
|---|---|---|
| Grid 1 **M4** **22.16 dBV/m** | Grid 2 **M4** **21.33 dBV/m** | Grid 3 **M4** **21.33 dBV/m** |
| Grid 4 **M4** **19.62 dBV/m** | Grid 5 **M4** **19.19 dBV/m** | Grid 6 **M4** **19.34 dBV/m** |
| Grid 7 **M4** **18.29 dBV/m** | Grid 8 **M4** **17.61 dBV/m** | Grid 9 **M4** **17.75 dBV/m** |




0 dB = 12.82 V/m = 22.16 dBV/m

## LTE Band 41 ANT 3

Communication System: UID 10173 - CAG, LTE-TDD (SC-FDMA, 1 RB, 20 MHz, 16-QAM); Frequency: 2636.5 MHz; Duty Cycle: 1:8.87156
Phantom section: RF Section
DASY5 Configuration:
- Probe: EF3DV3 - SN4041; ConvF(1, 1, 1) @ 2636.5 MHz; Calibrated: 3/18/2020
- Sensor-Surface: (Fix Surface)
- Electronics: DAE4 Sn1357; Calibrated: 2/20/2020
- Phantom: HAC Test Arch with AMCC; Type: SD HAC P01 BB
- Measurement SW: DASY52, Version 52.10 (4);SEMCAD X Version 14.6.14 (7483)

## LTE Band 41 ANT 3 E-Field measurement/SC-FDMA 1RB 20 MHz 16QAM Ch. 41055/Hearing Aid Compatibility Test (101x101x1): Interpolated grid: dx=0.5000 mm, dy=0.5000 mm

Device Reference Point: 0, 0, -6.3 mm
Reference Value = 7.876 V/m; Power Drift = -0.90 dB
Applied MIF = -1.44 dB
RF audio interference level = 18.11 dBV/m
**Emission category: M4**

MIF scaled E-field

| | | |
|---|---|---|
| Grid 1 **M4** **20.53 dBV/m** | Grid 2 **M4** **20.85 dBV/m** | Grid 3 **M4** **20.91 dBV/m** |
| Grid 4 **M4** **17.84 dBV/m** | Grid 5 **M4** **17.91 dBV/m** | Grid 6 **M4** **18.11 dBV/m** |
| Grid 7 **M4** **15.26 dBV/m** | Grid 8 **M4** **15.16 dBV/m** | Grid 9 **M4** **15.88 dBV/m** |

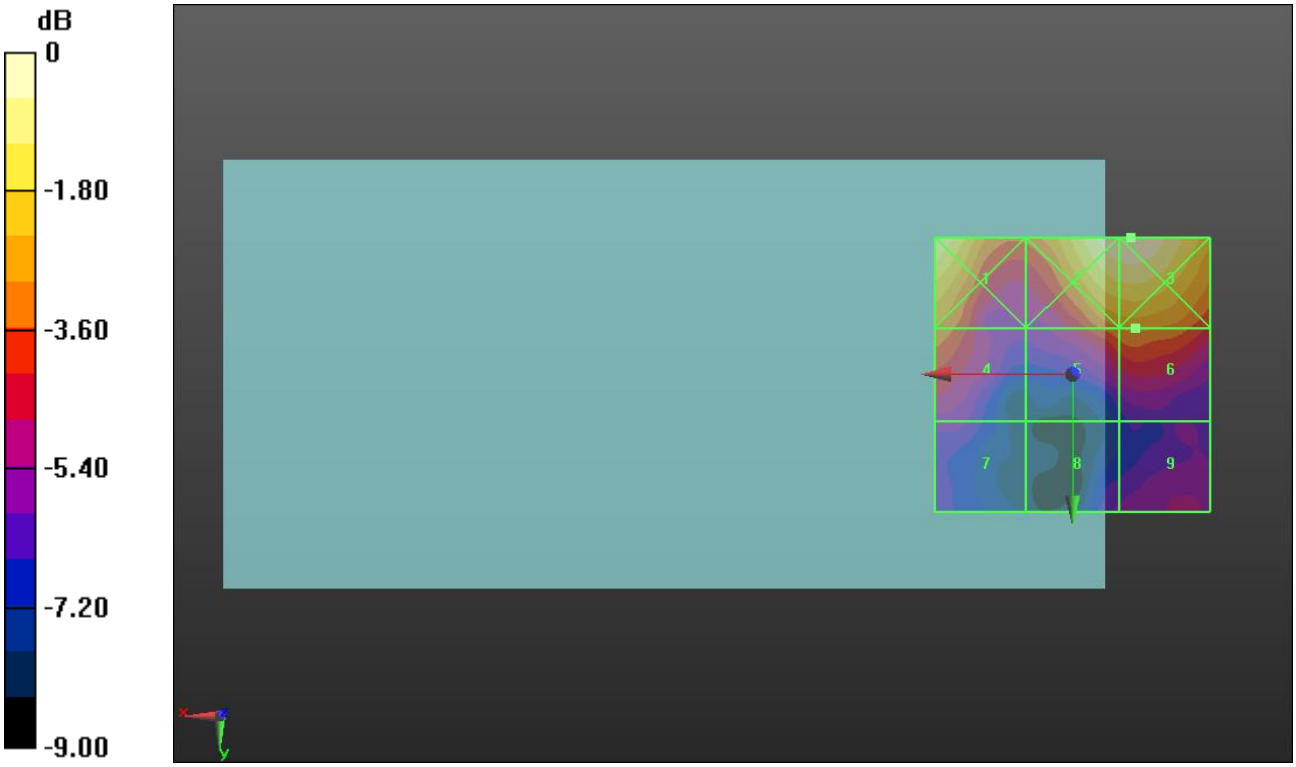


0 dB = 11.10 V/m = 20.91 dBV/m

## LTE Band 41 ANT 3

Communication System: UID 10173 - CAG, LTE-TDD (SC-FDMA, 1 RB, 20 MHz, 16-QAM); Frequency: 2680 MHz; Duty Cycle: 1:8.87156
Phantom section: RF Section
DASY5 Configuration:
- Probe: EF3DV3 - SN4041; ConvF(1, 1, 1) @ 2680 MHz; Calibrated: 3/18/2020
- Sensor-Surface: (Fix Surface)
- Electronics: DAE4 Sn1357; Calibrated: 2/20/2020
- Phantom: HAC Test Arch with AMCC; Type: SD HAC P01 BB
- Measurement SW: DASY52, Version 52.10 (4);SEMCAD X Version 14.6.14 (7483)

## LTE Band 41 ANT 3 E-Field measurement/SC-FDMA 1RB 20 MHz 16QAM Ch. 41490/Hearing Aid Compatibility Test (101x101x1): Interpolated grid: dx=0.5000 mm, dy=0.5000 mm

Device Reference Point: 0, 0, -6.3 mm
Reference Value = 7.434 V/m; Power Drift = 1.55 dB
Applied MIF = -1.44 dB
RF audio interference level = 18.60 dBV/m
**Emission category: M4**

MIF scaled E-field

| | | |
|---|---|---|
| Grid 1 **M4** **20.07 dBV/m** | Grid 2 **M4** **19.43 dBV/m** | Grid 3 **M4** **19.45 dBV/m** |
| Grid 4 **M4** **18.6 dBV/m** | Grid 5 **M4** **17.96 dBV/m** | Grid 6 **M4** **18.14 dBV/m** |
| Grid 7 **M4** **17.03 dBV/m** | Grid 8 **M4** **15.29 dBV/m** | Grid 9 **M4** **15.42 dBV/m** |




0 dB = 10.09 V/m = 20.08 dBV/m

## LTE Band 41 PC2 ANT 3

Communication System: UID 10173 - CAG, LTE-TDD (SC-FDMA, 1 RB, 20 MHz, 16-QAM); Frequency: 2506 MHz; Duty Cycle: 1:8.87156
Phantom section: RF Section
DASY5 Configuration:
- Probe: EF3DV3 - SN4041; ConvF(1, 1, 1) @ 2506 MHz; Calibrated: 3/18/2020
- Sensor-Surface: (Fix Surface)
- Electronics: DAE4 Sn1357; Calibrated: 2/20/2020
- Phantom: HAC Test Arch with AMCC; Type: SD HAC P01 BB
- Measurement SW: DASY52, Version 52.10 (4);SEMCAD X Version 14.6.14 (7483)

## LTE Band 41 E-Field measurement/SC-FDMA 1RB 20 MHz 16QAM Ch. 39750/Hearing Aid Compatibility Test (101x101x1): Interpolated grid: dx=0.5000 mm, dy=0.5000 mm

Device Reference Point: 0, 0, -6.3 mm
Reference Value = 13.09 V/m; Power Drift = -0.22 dB
Applied MIF = -1.44 dB
RF audio interference level = 22.76 dBV/m
**Emission category: M4**

MIF scaled E-field

| | | |
|---|---|---|
| Grid 1 **M4** **23.06 dBV/m** | Grid 2 **M4** **25.16 dBV/m** | Grid 3 **M4** **25.15 dBV/m** |
| Grid 4 **M4** **21.92 dBV/m** | Grid 5 **M4** **22.52 dBV/m** | Grid 6 **M4** **22.76 dBV/m** |
| Grid 7 **M4** **20.43 dBV/m** | Grid 8 **M4** **20.1 dBV/m** | Grid 9 **M4** **20.95 dBV/m** |




0 dB = 18.10 V/m = 25.15 dBV/m

## LTE Band 41 PC2 ANT 3

Communication System: UID 10173 - CAG, LTE-TDD (SC-FDMA, 1 RB, 20 MHz, 16-QAM); Frequency: 2549.5 MHz; Duty Cycle: 1:8.87156
Phantom section: RF Section
DASY5 Configuration:
- Probe: EF3DV3 - SN4041; ConvF(1, 1, 1) @ 2549.5 MHz; Calibrated: 3/18/2020
- Sensor-Surface: (Fix Surface)
- Electronics: DAE4 Sn1357; Calibrated: 2/20/2020
- Phantom: HAC Test Arch with AMCC; Type: SD HAC P01 BB
- Measurement SW: DASY52, Version 52.10 (4);SEMCAD X Version 14.6.14 (7483)

## LTE Band 41 E-Field measurement/SC-FDMA 1RB 20 MHz 16QAM Ch. 40185/Hearing Aid Compatibility Test (101x101x1): Interpolated grid: dx=0.5000 mm, dy=0.5000 mm

Device Reference Point: 0, 0, -6.3 mm
Reference Value = 15.34 V/m; Power Drift = -0.11 dB
Applied MIF = -1.44 dB
RF audio interference level = 24.36 dBV/m
**Emission category: M4**

MIF scaled E-field

| | | |
|---|---|---|
| Grid 1 **M4** **25.45 dBV/m** | Grid 2 **M4** **26.73 dBV/m** | Grid 3 **M4** **26.67 dBV/m** |
| Grid 4 **M4** **23.52 dBV/m** | Grid 5 **M4** **24.17 dBV/m** | Grid 6 **M4** **24.36 dBV/m** |
| Grid 7 **M4** **21.68 dBV/m** | Grid 8 **M4** **21.45 dBV/m** | Grid 9 **M4** **22.78 dBV/m** |




0 dB = 21.71 V/m = 26.73 dBV/m

## LTE Band 41 PC2 ANT 3

Communication System: UID 10173 - CAG, LTE-TDD (SC-FDMA, 1 RB, 20 MHz, 16-QAM); Frequency: 2593 MHz; Duty Cycle: 1:8.87156
Phantom section: RF Section
DASY5 Configuration:
- Probe: EF3DV3 - SN4041; ConvF(1, 1, 1) @ 2593 MHz; Calibrated: 3/18/2020
- Sensor-Surface: (Fix Surface)
- Electronics: DAE4 Sn1357; Calibrated: 2/20/2020
- Phantom: HAC Test Arch with AMCC; Type: SD HAC P01 BB
- Measurement SW: DASY52, Version 52.10 (4);SEMCAD X Version 14.6.14 (7483)

## LTE Band 41 E-Field measurement/SC-FDMA 1RB 20 MHz 16QAM Ch. 40620/Hearing Aid Compatibility Test (101x101x1): Interpolated grid: dx=0.5000 mm, dy=0.5000 mm

Device Reference Point: 0, 0, -6.3 mm
Reference Value = 14.53 V/m; Power Drift = -0.06 dB
Applied MIF = -1.44 dB
RF audio interference level = 23.39 dBV/m
**Emission category: M4**

MIF scaled E-field

| | | |
|---|---|---|
| Grid 1 **M4** **24.26 dBV/m** | Grid 2 **M4** **25.55 dBV/m** | Grid 3 **M4** **25.56 dBV/m** |
| Grid 4 **M4** **22.83 dBV/m** | Grid 5 **M4** **23.22 dBV/m** | Grid 6 **M4** **23.39 dBV/m** |
| Grid 7 **M4** **21.34 dBV/m** | Grid 8 **M4** **20.39 dBV/m** | Grid 9 **M4** **21.03 dBV/m** |




0 dB = 18.96 V/m = 25.56 dBV/m

## LTE Band 41 PC2 ANT 3

Communication System: UID 10173 - CAG, LTE-TDD (SC-FDMA, 1 RB, 20 MHz, 16-QAM); Frequency: 2636.5 MHz; Duty Cycle: 1:8.87156
Phantom section: RF Section
DASY5 Configuration:
- Probe: EF3DV3 - SN4041; ConvF(1, 1, 1) @ 2636.5 MHz; Calibrated: 3/18/2020
- Sensor-Surface: (Fix Surface)
- Electronics: DAE4 Sn1357; Calibrated: 2/20/2020
- Phantom: HAC Test Arch with AMCC; Type: SD HAC P01 BB
- Measurement SW: DASY52, Version 52.10 (4);SEMCAD X Version 14.6.14 (7483)

## LTE Band 41 E-Field measurement/SC-FDMA 1RB 20 MHz 16QAM Ch. 41055/Hearing Aid Compatibility Test (101x101x1): Interpolated grid: dx=0.5000 mm, dy=0.5000 mm

Device Reference Point: 0, 0, -6.3 mm
Reference Value = 15.44 V/m; Power Drift = 0.11 dB
Applied MIF = -1.44 dB
RF audio interference level = 24.29 dBV/m
**Emission category: M4**

MIF scaled E-field

| | | |
|---|---|---|
| Grid 1 **M4** **25.81 dBV/m** | Grid 2 **M4** **24.92 dBV/m** | Grid 3 **M4** **24.94 dBV/m** |
| Grid 4 **M4** **24.29 dBV/m** | Grid 5 **M4** **23.28 dBV/m** | Grid 6 **M4** **23.53 dBV/m** |
| Grid 7 **M4** **22.42 dBV/m** | Grid 8 **M4** **21.34 dBV/m** | Grid 9 **M4** **21.64 dBV/m** |




0 dB = 19.51 V/m = 25.81 dBV/m

## LTE Band 41 PC2 ANT 3

Communication System: UID 10173 - CAG, LTE-TDD (SC-FDMA, 1 RB, 20 MHz, 16-QAM); Frequency: 2680 MHz; Duty Cycle: 1:8.87156
Phantom section: RF Section
DASY5 Configuration:
- Probe: EF3DV3 - SN4041; ConvF(1, 1, 1) @ 2680 MHz; Calibrated: 3/18/2020
- Sensor-Surface: (Fix Surface)
- Electronics: DAE4 Sn1357; Calibrated: 2/20/2020
- Phantom: HAC Test Arch with AMCC; Type: SD HAC P01 BB
- Measurement SW: DASY52, Version 52.10 (4);SEMCAD X Version 14.6.14 (7483)

## LTE Band 41 E-Field measurement/SC-FDMA 1RB 20 MHz 16QAM Ch. 41490/Hearing Aid Compatibility Test (101x101x1): Interpolated grid: dx=0.5000 mm, dy=0.5000 mm

Device Reference Point: 0, 0, -6.3 mm
Reference Value = 14.93 V/m; Power Drift = -0.05 dB
Applied MIF = -1.44 dB
RF audio interference level = 24.09 dBV/m
**Emission category: M4**

MIF scaled E-field

| | | |
|---|---|---|
| Grid 1 **M4** **24.81 dBV/m** | Grid 2 **M4** **25.51 dBV/m** | Grid 3 **M4** **25.49 dBV/m** |
| Grid 4 **M4** **23.78 dBV/m** | Grid 5 **M4** **23.9 dBV/m** | Grid 6 **M4** **24.09 dBV/m** |
| Grid 7 **M4** **23.15 dBV/m** | Grid 8 **M4** **22.21 dBV/m** | Grid 9 **M4** **22.77 dBV/m** |




0 dB = 18.86 V/m = 25.51 dBV/m

## Wi-Fi 2.4 GHz ANT 3

Communication System: UID 10061 - CAB, IEEE 802.11b WiFi 2.4 GHz (DSSS, 11 Mbps); Frequency: 2412 MHz; Duty Cycle: 1:2.29034
Phantom section: RF Section
DASY5 Configuration:
- Probe: EF3DV3 - SN4041; ConvF(1, 1, 1) @ 2412 MHz; Calibrated: 3/18/2020
- Sensor-Surface: (Fix Surface)
- Electronics: DAE4 Sn1357; Calibrated: 2/20/2020
- Phantom: HAC Test Arch with AMCC; Type: SD HAC P01 BB
- Measurement SW: DASY52, Version 52.10 (4);SEMCAD X Version 14.6.14 (7483)

### 802.11b E-Field measurement/DSSS 11 Mbps_ch 1/Hearing Aid Compatibility Test (101x101x1): Interpolated grid: dx=0.5000 mm, dy=0.5000 mm

Device Reference Point: 0, 0, -6.3 mm
Reference Value = 14.77 V/m; Power Drift = -0.00 dB
Applied MIF = -2.02 dB
RF audio interference level = 20.86 dBV/m
**Emission category: M4**

MIF scaled E-field

| | | |
|---|---|---|
| Grid 1 **M4** **20.48 dBV/m** | Grid 2 **M4** **22.53 dBV/m** | Grid 3 **M4** **22.53 dBV/m** |
| Grid 4 **M4** **18.01 dBV/m** | Grid 5 **M4** **20.86 dBV/m** | Grid 6 **M4** **20.99 dBV/m** |
| Grid 7 **M4** **19.97 dBV/m** | Grid 8 **M4** **19.9 dBV/m** | Grid 9 **M4** **20.22 dBV/m** |

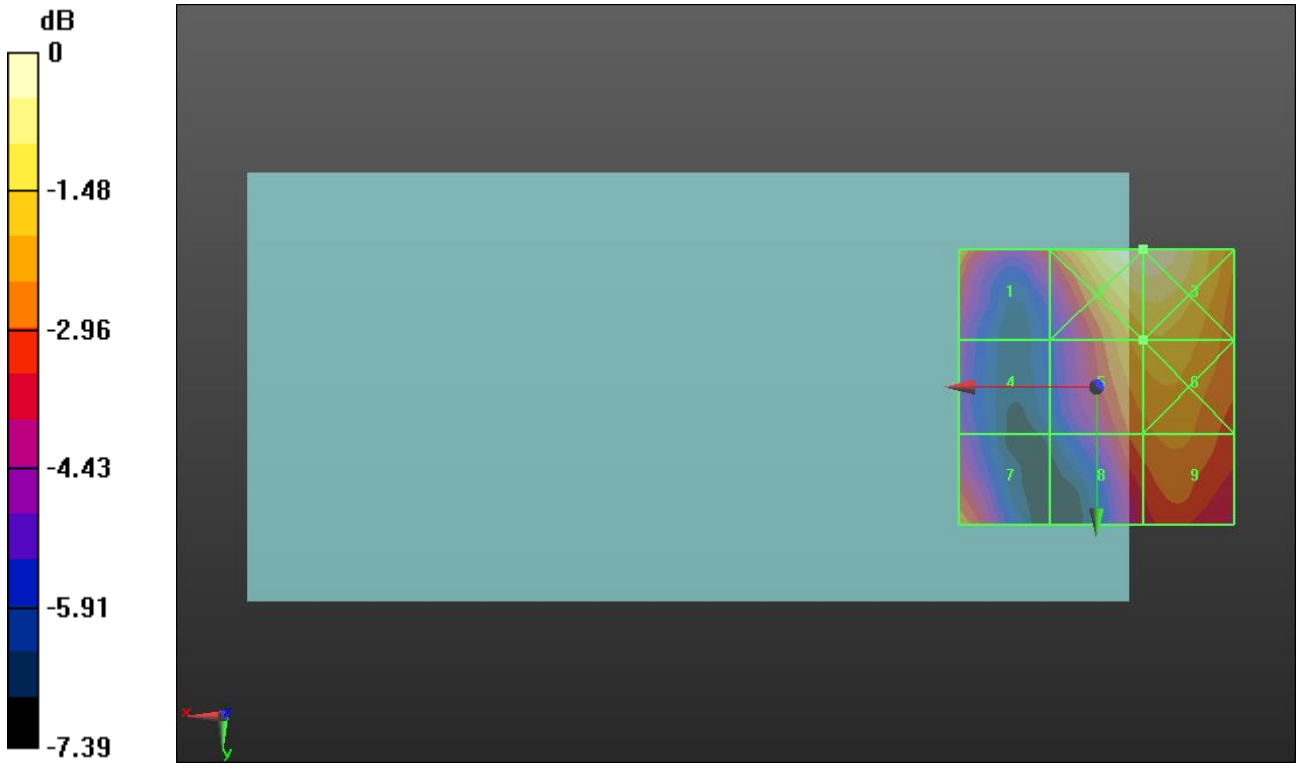


0 dB = 13.38 V/m = 22.53 dBV/m

## Wi-Fi 2.4 GHz ANT 3

Communication System: UID 10061 - CAB, IEEE 802.11b WiFi 2.4 GHz (DSSS, 11 Mbps); Frequency: 2437 MHz; Duty Cycle: 1:2.29034
Phantom section: RF Section
DASY5 Configuration:
- Probe: EF3DV3 - SN4041; ConvF(1, 1, 1) @ 2437 MHz; Calibrated: 3/18/2020
- Sensor-Surface: (Fix Surface)
- Electronics: DAE4 Sn1357; Calibrated: 2/20/2020
- Phantom: HAC Test Arch with AMCC; Type: SD HAC P01 BB
- Measurement SW: DASY52, Version 52.10 (4);SEMCAD X Version 14.6.14 (7483)

### 802.11b E-Field measurement/DSSS 11 Mbps_ch 6/Hearing Aid Compatibility Test (101x101x1): Interpolated grid: dx=0.5000 mm, dy=0.5000 mm

Device Reference Point: 0, 0, -6.3 mm
Reference Value = 14.72 V/m; Power Drift = -0.02 dB
Applied MIF = -2.02 dB
RF audio interference level = 21.59 dBV/m
**Emission category: M4**

MIF scaled E-field

| | | |
|---|---|---|
| Grid 1 **M4** **21.87 dBV/m** | Grid 2 **M4** **23.25 dBV/m** | Grid 3 **M4** **23.25 dBV/m** |
| Grid 4 **M4** **19.46 dBV/m** | Grid 5 **M4** **21.28 dBV/m** | Grid 6 **M4** **21.59 dBV/m** |
| Grid 7 **M4** **20.35 dBV/m** | Grid 8 **M4** **20.9 dBV/m** | Grid 9 **M4** **21.3 dBV/m** |

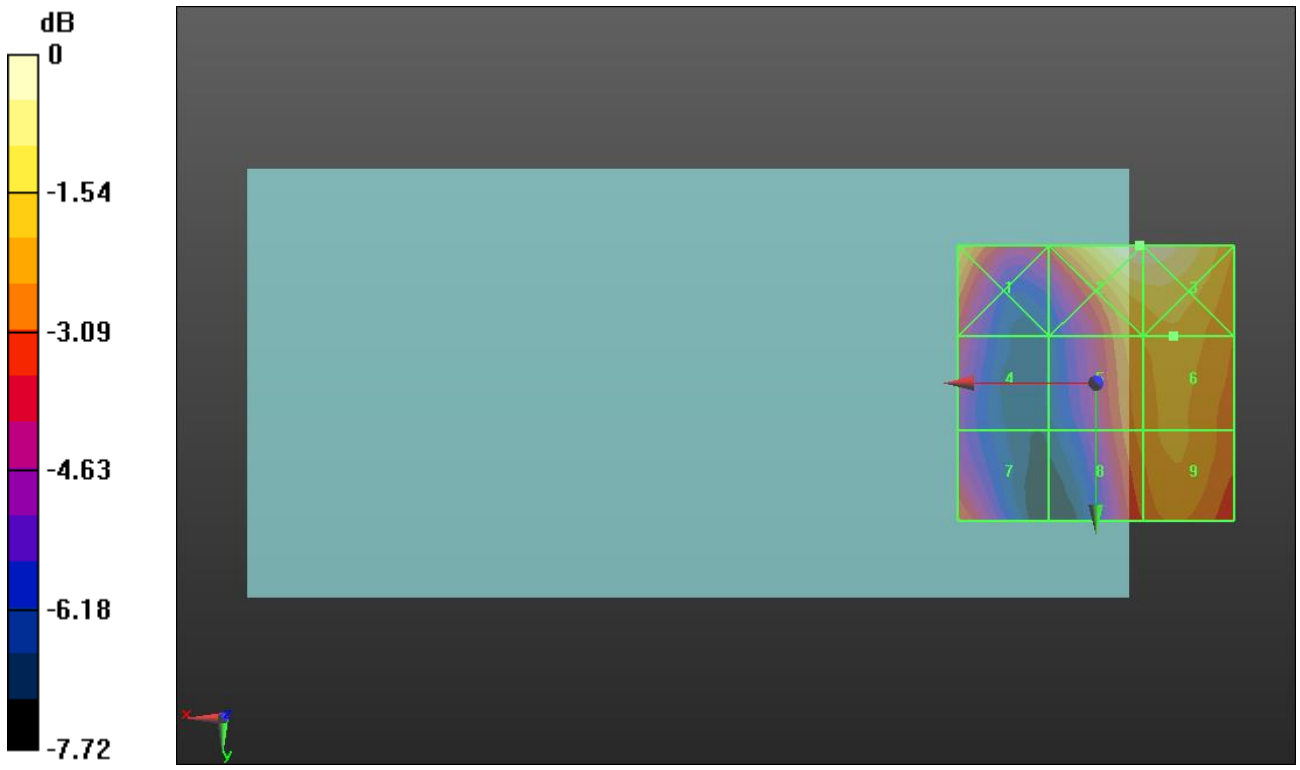


0 dB = 14.55 V/m = 23.26 dBV/m

## Wi-Fi 2.4 GHz ANT 3

Communication System: UID 10061 - CAB, IEEE 802.11b WiFi 2.4 GHz (DSSS, 11 Mbps); Frequency: 2462 MHz; Duty Cycle: 1:2.29034
Phantom section: RF Section
DASY5 Configuration:
- Probe: EF3DV3 - SN4041; ConvF(1, 1, 1) @ 2462 MHz; Calibrated: 3/18/2020
- Sensor-Surface: (Fix Surface)
- Electronics: DAE4 Sn1357; Calibrated: 2/20/2020
- Phantom: HAC Test Arch with AMCC; Type: SD HAC P01 BB
- Measurement SW: DASY52, Version 52.10 (4);SEMCAD X Version 14.6.14 (7483)

## 802.11b E-Field measurement/DSSS 11 Mbps_ch 11/Hearing Aid Compatibility Test (101x101x1): Interpolated grid: dx=0.5000 mm, dy=0.5000 mm

Device Reference Point: 0, 0, -6.3 mm
Reference Value = 14.86 V/m; Power Drift = -0.03 dB
Applied MIF = -2.02 dB
RF audio interference level = 21.97 dBV/m
**Emission category: M4**

MIF scaled E-field

| | | |
|---|---|---|
| Grid 1 **M4** **22.38 dBV/m** | Grid 2 **M4** **23.35 dBV/m** | Grid 3 **M4** **23.36 dBV/m** |
| Grid 4 **M4** **20.42 dBV/m** | Grid 5 **M4** **21.67 dBV/m** | Grid 6 **M4** **21.97 dBV/m** |
| Grid 7 **M4** **21.84 dBV/m** | Grid 8 **M4** **21.01 dBV/m** | Grid 9 **M4** **21.47 dBV/m** |




0 dB = 14.72 V/m = 23.36 dBV/m

## Wi-Fi 2.4 GHz ANT 3

Communication System: UID 10077 - CAB, IEEE 802.11g WiFi 2.4 GHz (DSSS/OFDM, 54 Mbps); Frequency: 2412 MHz; Duty Cycle: 1:12.5777
Phantom section: RF Section
DASY5 Configuration:
- Probe: EF3DV3 - SN4041; ConvF(1, 1, 1) @ 2412 MHz; Calibrated: 3/18/2020
- Sensor-Surface: (Fix Surface)
- Electronics: DAE4 Sn1357; Calibrated: 2/20/2020
- Phantom: HAC Test Arch with AMCC; Type: SD HAC P01 BB
- Measurement SW: DASY52, Version 52.10 (4);SEMCAD X Version 14.6.14 (7483)

## 802.11g E-Field measurement/DSSS/OFDM, 54 Mbps_ch 1/Hearing Aid Compatibility Test (101x101x1): Interpolated grid: dx=0.5000 mm, dy=0.5000 mm

Device Reference Point: 0, 0, -6.3 mm
Reference Value = 13.57 V/m; Power Drift = 0.05 dB
Applied MIF = 0.12 dB
RF audio interference level = 22.20 dBV/m
**Emission category: M4**

MIF scaled E-field

| | | |
|---|---|---|
| Grid 1 **M4** **22.2 dBV/m** | Grid 2 **M4** **23.88 dBV/m** | Grid 3 **M4** **23.88 dBV/m** |
| Grid 4 **M4** **20.05 dBV/m** | Grid 5 **M4** **22.04 dBV/m** | Grid 6 **M4** **22.23 dBV/m** |
| Grid 7 **M4** **21.33 dBV/m** | Grid 8 **M4** **21.17 dBV/m** | Grid 9 **M4** **21.45 dBV/m** |

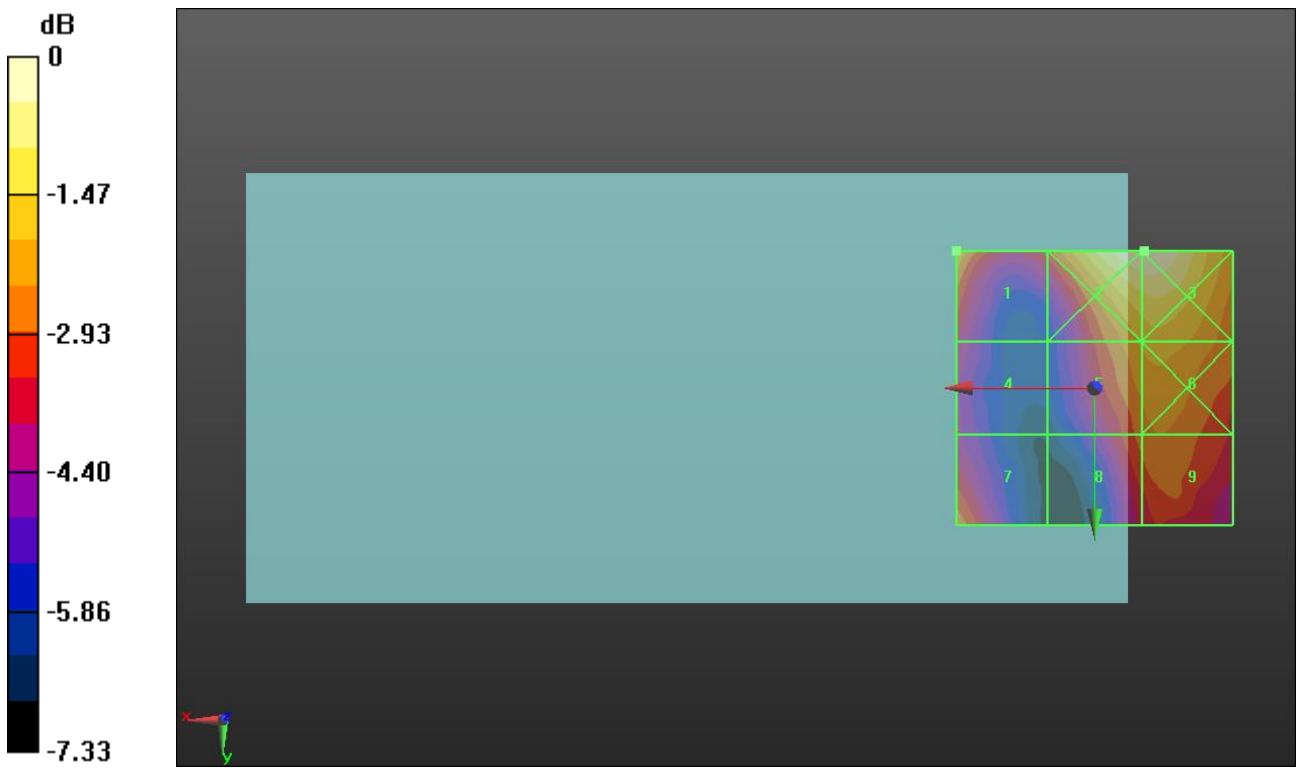


0 dB = 15.64 V/m = 23.88 dBV/m

## Wi-Fi 2.4 GHz ANT 3

Communication System: UID 10077 - CAB, IEEE 802.11g WiFi 2.4 GHz (DSSS/OFDM, 54 Mbps); Frequency: 2437 MHz; Duty Cycle: 1:12.5777
Phantom section: RF Section
DASY5 Configuration:
- Probe: EF3DV3 - SN4041; ConvF(1, 1, 1) @ 2437 MHz; Calibrated: 3/18/2020
- Sensor-Surface: (Fix Surface)
- Electronics: DAE4 Sn1357; Calibrated: 2/20/2020
- Phantom: HAC Test Arch with AMCC; Type: SD HAC P01 BB
- Measurement SW: DASY52, Version 52.10 (4);SEMCAD X Version 14.6.14 (7483)

### 802.11g E-Field measurement/DSSS/OFDM, 54 Mbps_ch 6/Hearing Aid Compatibility Test (101x101x1): Interpolated grid: dx=0.5000 mm, dy=0.5000 mm

Device Reference Point: 0, 0, -6.3 mm
Reference Value = 14.21 V/m; Power Drift = -0.04 dB
Applied MIF = 0.12 dB
RF audio interference level = 22.97 dBV/m
**Emission category: M4**

MIF scaled E-field

| | | |
|---|---|---|
| Grid 1 **M4** **23.13 dBV/m** | Grid 2 **M4** **24.55 dBV/m** | Grid 3 **M4** **24.53 dBV/m** |
| Grid 4 **M4** **20.71 dBV/m** | Grid 5 **M4** **22.78 dBV/m** | Grid 6 **M4** **22.97 dBV/m** |
| Grid 7 **M4** **22.36 dBV/m** | Grid 8 **M4** **22.5 dBV/m** | Grid 9 **M4** **22.86 dBV/m** |

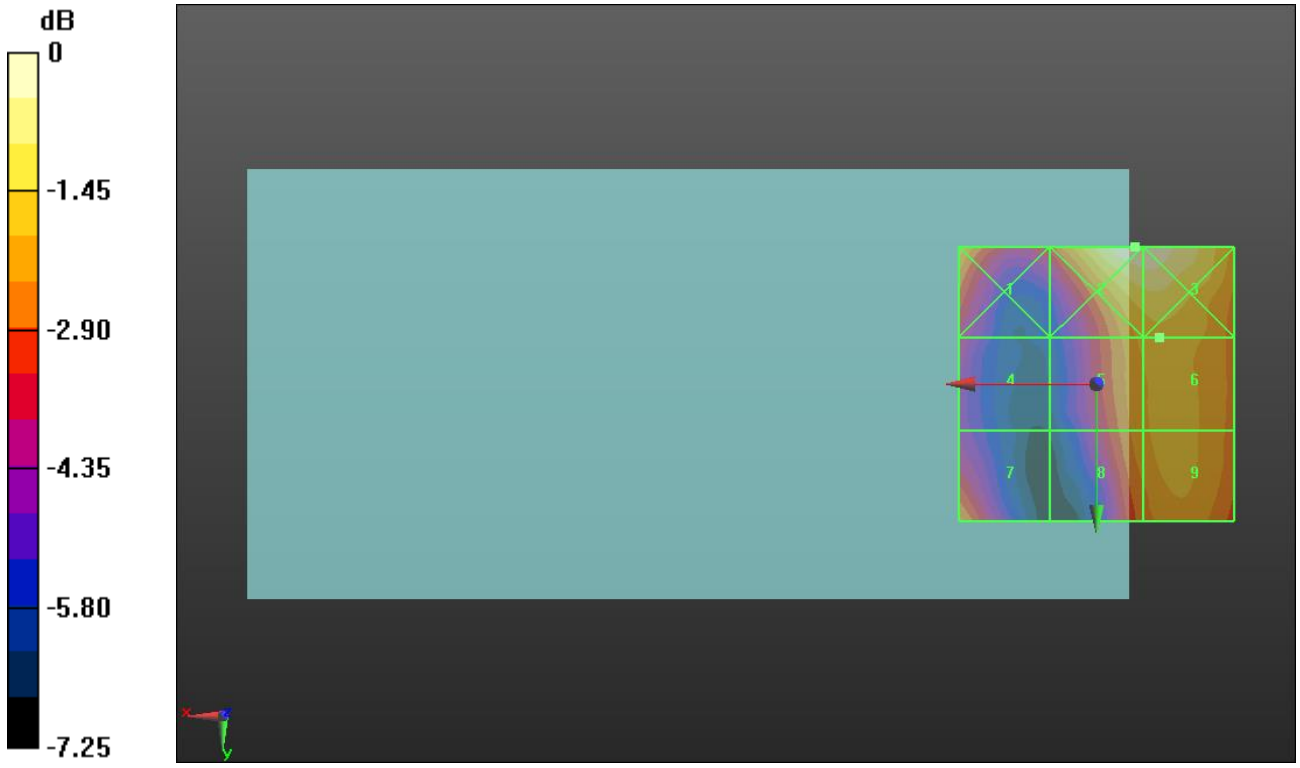


0 dB = 16.89 V/m = 24.55 dBV/m

## Wi-Fi 2.4 GHz ANT 3

Communication System: UID 10077 - CAB, IEEE 802.11g WiFi 2.4 GHz (DSSS/OFDM, 54 Mbps); Frequency: 2462 MHz; Duty Cycle: 1:12.5777
Phantom section: RF Section
DASY5 Configuration:
- Probe: EF3DV3 - SN4041; ConvF(1, 1, 1) @ 2462 MHz; Calibrated: 3/18/2020
- Sensor-Surface: (Fix Surface)
- Electronics: DAE4 Sn1357; Calibrated: 2/20/2020
- Phantom: HAC Test Arch with AMCC; Type: SD HAC P01 BB
- Measurement SW: DASY52, Version 52.10 (4);SEMCAD X Version 14.6.14 (7483)

## 802.11g E-Field measurement/DSSS/OFDM, 54 Mbps_ch 11/Hearing Aid Compatibility Test (101x101x1): Interpolated grid: dx=0.5000 mm, dy=0.5000 mm

Device Reference Point: 0, 0, -6.3 mm
Reference Value = 14.43 V/m; Power Drift = -0.04 dB
Applied MIF = 0.12 dB
RF audio interference level = 23.65 dBV/m
**Emission category: M4**

MIF scaled E-field

| | | |
|---|---|---|
| Grid 1 **M4** **24.2 dBV/m** | Grid 2 **M4** **24.99 dBV/m** | Grid 3 **M4** **25 dBV/m** |
| Grid 4 **M4** **22.26 dBV/m** | Grid 5 **M4** **23.4 dBV/m** | Grid 6 **M4** **23.65 dBV/m** |
| Grid 7 **M4** **23.37 dBV/m** | Grid 8 **M4** **22.81 dBV/m** | Grid 9 **M4** **23.15 dBV/m** |




0 dB = 17.78 V/m = 25.00 dBV/m

## GSM 1900 ANT 4

Communication System: UID 10021 - CAA, GSM-FDD (TDMA, GMSK); Frequency: 1850.2 MHz; Duty Cycle: 1:8.6896
Phantom section: RF Section
DASY5 Configuration:
- Probe: EF3DV3 - SN4041; ConvF(1, 1, 1) @ 1850.2 MHz; Calibrated: 3/18/2020
- Sensor-Surface: (Fix Surface)
- Electronics: DAE4 Sn1357; Calibrated: 2/20/2020
- Phantom: HAC Test Arch with AMCC; Type: SD HAC P01 BB
- Measurement SW: DASY52, Version 52.10 (4);SEMCAD X Version 14.6.14 (7483)

## GSM1900 E-Field measurement/Voice_ch 512/Hearing Aid Compatibility Test (101x101x1): Interpolated grid: dx=0.5000 mm, dy=0.5000 mm

Device Reference Point: 0, 0, -6.3 mm
Reference Value = 20.35 V/m; Power Drift = 0.77 dB
Applied MIF = 3.63 dB
RF audio interference level = 30.55 dBV/m
**Emission category: M3**

MIF scaled E-field

| | | |
|---|---|---|
| Grid 1 **M4** **24.61 dBV/m** | Grid 2 **M4** **26.78 dBV/m** | Grid 3 **M4** **26.8 dBV/m** |
| Grid 4 **M4** **26.49 dBV/m** | Grid 5 **M3** **30.51 dBV/m** | Grid 6 **M3** **30.55 dBV/m** |
| Grid 7 **M3** **31.63 dBV/m** | Grid 8 **M3** **34.07 dBV/m** | Grid 9 **M3** **34.07 dBV/m** |




0 dB = 50.53 V/m = 34.07 dBV/m

## GSM 1900 ANT 4

Communication System: UID 10021 - CAA, GSM-FDD (TDMA, GMSK); Frequency: 1880 MHz; Duty Cycle: 1:8.6896
Phantom section: RF Section
DASY5 Configuration:
- Probe: EF3DV3 - SN4041; ConvF(1, 1, 1) @ 1880 MHz; Calibrated: 3/18/2020
- Sensor-Surface: (Fix Surface)
- Electronics: DAE4 Sn1357; Calibrated: 2/20/2020
- Phantom: HAC Test Arch with AMCC; Type: SD HAC P01 BB
- Measurement SW: DASY52, Version 52.10 (4);SEMCAD X Version 14.6.14 (7483)

## GSM1900 E-Field measurement/Voice_ch 661/Hearing Aid Compatibility Test (101x101x1): Interpolated grid: dx=0.5000 mm, dy=0.5000 mm

Device Reference Point: 0, 0, -6.3 mm
Reference Value = 18.41 V/m; Power Drift = -0.24 dB
Applied MIF = 3.63 dB
RF audio interference level = 28.37 dBV/m
**Emission category: M4**

MIF scaled E-field

| | | |
|---|---|---|
| Grid 1 **M4** **22.89 dBV/m** | Grid 2 **M4** **25.31 dBV/m** | Grid 3 **M4** **25.31 dBV/m** |
| Grid 4 **M4** **25.24 dBV/m** | Grid 5 **M4** **28.37 dBV/m** | Grid 6 **M4** **28.37 dBV/m** |
| Grid 7 **M3** **30.26 dBV/m** | Grid 8 **M3** **31.92 dBV/m** | Grid 9 **M3** **31.89 dBV/m** |




0 dB = 39.46 V/m = 31.92 dBV/m

## GSM 1900 ANT 4

Communication System: UID 10021 - CAA, GSM-FDD (TDMA, GMSK); Frequency: 1909.8 MHz; Duty Cycle: 1:8.6896
Phantom section: RF Section
DASY5 Configuration:
- Probe: EF3DV3 - SN4041; ConvF(1, 1, 1) @ 1909.8 MHz; Calibrated: 3/18/2020
- Sensor-Surface: (Fix Surface)
- Electronics: DAE4 Sn1357; Calibrated: 2/20/2020
- Phantom: HAC Test Arch with AMCC; Type: SD HAC P01 BB
- Measurement SW: DASY52, Version 52.10 (4);SEMCAD X Version 14.6.14 (7483)

## GSM1900 E-Field measurement/Voice_ch 810/Hearing Aid Compatibility Test (101x101x1): Interpolated grid: dx=0.5000 mm, dy=0.5000 mm

Device Reference Point: 0, 0, -6.3 mm
Reference Value = 14.78 V/m; Power Drift = 0.19 dB
Applied MIF = 3.63 dB
RF audio interference level = 26.99 dBV/m
**Emission category: M4**

MIF scaled E-field

| | | |
|---|---|---|
| Grid 1 **M4** **20.67 dBV/m** | Grid 2 **M4** **23.61 dBV/m** | Grid 3 **M4** **23.61 dBV/m** |
| Grid 4 **M4** **23.56 dBV/m** | Grid 5 **M4** **26.97 dBV/m** | Grid 6 **M4** **26.99 dBV/m** |
| Grid 7 **M4** **28.54 dBV/m** | Grid 8 **M3** **30.69 dBV/m** | Grid 9 **M3** **30.66 dBV/m** |

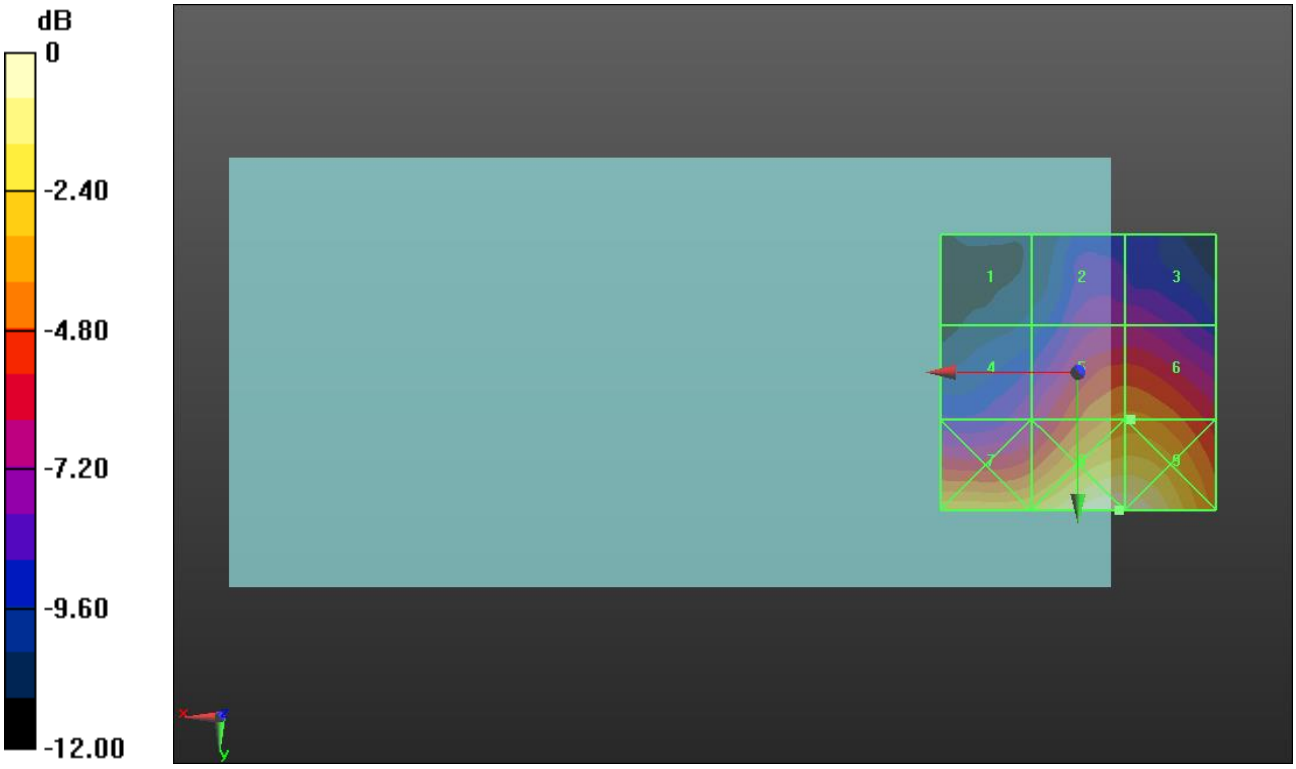


0 dB = 34.22 V/m = 30.69 dBV/m

## LTE Band 41 ANT 4

Communication System: UID 10173 - CAG, LTE-TDD (SC-FDMA, 1 RB, 20 MHz, 16-QAM); Frequency: 2506 MHz; Duty Cycle: 1:8.87156
Phantom section: RF Section
DASY5 Configuration:
- Probe: EF3DV3 - SN4041; ConvF(1, 1, 1) @ 2506 MHz; Calibrated: 3/18/2020
- Sensor-Surface: (Fix Surface)
- Electronics: DAE4 Sn1357; Calibrated: 2/20/2020
- Phantom: HAC Test Arch with AMCC; Type: SD HAC P01 BB
- Measurement SW: DASY52, Version 52.10 (4);SEMCAD X Version 14.6.14 (7483)

## LTE Band 41 ANT 4 E-Field measurement/SC-FDMA 1RB 20 MHz 16QAM Ch. 39750/Hearing Aid Compatibility Test (101x101x1): Interpolated grid: dx=0.5000 mm, dy=0.5000 mm

Device Reference Point: 0, 0, -6.3 mm
Reference Value = 12.74 V/m; Power Drift = 0.16 dB
Applied MIF = -1.44 dB
RF audio interference level = 19.24 dBV/m
**Emission category: M4**

MIF scaled E-field

| | | |
|---|---|---|
| Grid 1 **M4** **17.65 dBV/m** | Grid 2 **M4** **16.86 dBV/m** | Grid 3 **M4** **16.74 dBV/m** |
| Grid 4 **M4** **18.68 dBV/m** | Grid 5 **M4** **19.24 dBV/m** | Grid 6 **M4** **18.91 dBV/m** |
| Grid 7 **M4** **20.27 dBV/m** | Grid 8 **M4** **21.37 dBV/m** | Grid 9 **M4** **20.69 dBV/m** |




0 dB = 11.71 V/m = 21.37 dBV/m

## LTE Band 41 ANT 4

Communication System: UID 10173 - CAG, LTE-TDD (SC-FDMA, 1 RB, 20 MHz, 16-QAM); Frequency: 2549.5 MHz; Duty Cycle: 1:8.87156
Phantom section: RF Section
DASY5 Configuration:
- Probe: EF3DV3 - SN4041; ConvF(1, 1, 1) @ 2549.5 MHz; Calibrated: 3/18/2020
- Sensor-Surface: (Fix Surface)
- Electronics: DAE4 Sn1357; Calibrated: 2/20/2020
- Phantom: HAC Test Arch with AMCC; Type: SD HAC P01 BB
- Measurement SW: DASY52, Version 52.10 (4);SEMCAD X Version 14.6.14 (7483)

## LTE Band 41 ANT 4 E-Field measurement/SC-FDMA 1RB 20 MHz 16QAM Ch. 40185/Hearing Aid Compatibility Test (101x101x1): Interpolated grid: dx=0.5000 mm, dy=0.5000 mm

Device Reference Point: 0, 0, -6.3 mm
Reference Value = 13.00 V/m; Power Drift = -0.03 dB
Applied MIF = -1.44 dB
RF audio interference level = 19.41 dBV/m
**Emission category: M4**

MIF scaled E-field

| | | |
|---|---|---|
| Grid 1 **M4** **17.66 dBV/m** | Grid 2 **M4** **16.78 dBV/m** | Grid 3 **M4** **16.53 dBV/m** |
| Grid 4 **M4** **18.8 dBV/m** | Grid 5 **M4** **19.41 dBV/m** | Grid 6 **M4** **18.99 dBV/m** |
| Grid 7 **M4** **20.96 dBV/m** | Grid 8 **M4** **21.92 dBV/m** | Grid 9 **M4** **20.87 dBV/m** |




0 dB = 12.48 V/m = 21.92 dBV/m

## LTE Band 41 ANT 4

Communication System: UID 10173 - CAG, LTE-TDD (SC-FDMA, 1 RB, 20 MHz, 16-QAM); Frequency: 2593 MHz; Duty Cycle: 1:8.87156
Phantom section: RF Section
DASY5 Configuration:
- Probe: EF3DV3 - SN4041; ConvF(1, 1, 1) @ 2593 MHz; Calibrated: 3/18/2020
- Sensor-Surface: (Fix Surface)
- Electronics: DAE4 Sn1357; Calibrated: 2/20/2020
- Phantom: HAC Test Arch with AMCC; Type: SD HAC P01 BB
- Measurement SW: DASY52, Version 52.10 (4);SEMCAD X Version 14.6.14 (7483)

## LTE Band 41 ANT 4 E-Field measurement/SC-FDMA 1RB 20 MHz 16QAM Ch. 40620/Hearing Aid Compatibility Test (101x101x1): Interpolated grid: dx=0.5000 mm, dy=0.5000 mm

Device Reference Point: 0, 0, -6.3 mm
Reference Value = 14.73 V/m; Power Drift = 0.14 dB
Applied MIF = -1.44 dB
RF audio interference level = 19.88 dBV/m
**Emission category: M4**

MIF scaled E-field

| | | |
|---|---|---|
| Grid 1 **M4** **17.41 dBV/m** | Grid 2 **M4** **17.66 dBV/m** | Grid 3 **M4** **17.66 dBV/m** |
| Grid 4 **M4** **19.04 dBV/m** | Grid 5 **M4** **19.88 dBV/m** | Grid 6 **M4** **19.72 dBV/m** |
| Grid 7 **M4** **21.98 dBV/m** | Grid 8 **M4** **22.75 dBV/m** | Grid 9 **M4** **21.28 dBV/m** |




0 dB = 13.72 V/m = 22.75 dBV/m

## LTE Band 41 ANT 4

Communication System: UID 10173 - CAG, LTE-TDD (SC-FDMA, 1 RB, 20 MHz, 16-QAM); Frequency: 2636.5 MHz; Duty Cycle: 1:8.87156
Phantom section: RF Section
DASY5 Configuration:
- Probe: EF3DV3 - SN4041; ConvF(1, 1, 1) @ 2636.5 MHz; Calibrated: 3/18/2020
- Sensor-Surface: (Fix Surface)
- Electronics: DAE4 Sn1357; Calibrated: 2/20/2020
- Phantom: HAC Test Arch with AMCC; Type: SD HAC P01 BB
- Measurement SW: DASY52, Version 52.10 (4);SEMCAD X Version 14.6.14 (7483)

## LTE Band 41 ANT 4 E-Field measurement/SC-FDMA 1RB 20 MHz 16QAM Ch. 41055/Hearing Aid Compatibility Test (101x101x1): Interpolated grid: dx=0.5000 mm, dy=0.5000 mm

Device Reference Point: 0, 0, -6.3 mm
Reference Value = 17.76 V/m; Power Drift = -0.02 dB
Applied MIF = -1.44 dB
RF audio interference level = 21.49 dBV/m
**Emission category: M4**

MIF scaled E-field

| | | |
|---|---|---|
| Grid 1 **M4** **18.88 dBV/m** | Grid 2 **M4** **19.4 dBV/m** | Grid 3 **M4** **19.03 dBV/m** |
| Grid 4 **M4** **21.04 dBV/m** | Grid 5 **M4** **21.49 dBV/m** | Grid 6 **M4** **21.16 dBV/m** |
| Grid 7 **M4** **23.5 dBV/m** | Grid 8 **M4** **23.89 dBV/m** | Grid 9 **M4** **22.3 dBV/m** |




0 dB = 15.65 V/m = 23.89 dBV/m

## LTE Band 41 ANT 4

Communication System: UID 10173 - CAG, LTE-TDD (SC-FDMA, 1 RB, 20 MHz, 16-QAM); Frequency: 2680 MHz; Duty Cycle: 1:8.87156
Phantom section: RF Section
DASY5 Configuration:
- Probe: EF3DV3 - SN4041; ConvF(1, 1, 1) @ 2680 MHz; Calibrated: 3/18/2020
- Sensor-Surface: (Fix Surface)
- Electronics: DAE4 Sn1357; Calibrated: 2/20/2020
- Phantom: HAC Test Arch with AMCC; Type: SD HAC P01 BB
- Measurement SW: DASY52, Version 52.10 (4);SEMCAD X Version 14.6.14 (7483)

## LTE Band 41 ANT 4 E-Field measurement/SC-FDMA 1RB 20 MHz 16QAM Ch. 41490/Hearing Aid Compatibility Test (101x101x1): Interpolated grid: dx=0.5000 mm, dy=0.5000 mm

Device Reference Point: 0, 0, -6.3 mm
Reference Value = 20.84 V/m; Power Drift = -0.29 dB
Applied MIF = -1.44 dB
RF audio interference level = 22.84 dBV/m

**Emission category: M4**

MIF scaled E-field

| | | |
|---|---|---|
| Grid 1 **M4** **20.23 dBV/m** | Grid 2 **M4** **21.04 dBV/m** | Grid 3 **M4** **20.83 dBV/m** |
| Grid 4 **M4** **22.52 dBV/m** | Grid 5 **M4** **22.84 dBV/m** | Grid 6 **M4** **22.33 dBV/m** |
| Grid 7 **M4** **25.51 dBV/m** | Grid 8 **M4** **26.01 dBV/m** | Grid 9 **M4** **23.75 dBV/m** |




0 dB = 19.97 V/m = 26.01 dBV/m

## LTE Band 48 ANT 4

Communication System: UID 10173 - CAG, LTE-TDD (SC-FDMA, 1 RB, 20 MHz, 16-QAM); Frequency: 3560 MHz; Duty Cycle: 1:8.8736
Phantom section: RF Section
DASY5 Configuration:
- Probe: EF3DV3 - SN4041; ConvF(1, 1, 1) @ 3560 MHz; Calibrated: 3/18/2020
- Sensor-Surface: (Fix Surface)
- Electronics: DAE4 Sn1357; Calibrated: 2/20/2020
- Phantom: HAC Test Arch with AMCC; Type: SD HAC P01 BB
- Measurement SW: DASY52, Version 52.10 (4);SEMCAD X Version 14.6.14 (7483)

## LTE Band 48 ANT 4 E-Field measurement/SC-FDMA 1RB 20 MHz 16QAM Ch. 55340/Hearing Aid Compatibility Test (101x101x1): Interpolated grid: dx=0.5000 mm, dy=0.5000 mm

Device Reference Point: 0, 0, -6.3 mm
Reference Value = 27.80 V/m; Power Drift = -0.08 dB
Applied MIF = -1.44 dB
RF audio interference level = 25.89 dBV/m
**Emission category: M4**

MIF scaled E-field

| | | |
|---|---|---|
| Grid 1 **M4** **21.42 dBV/m** | Grid 2 **M4** **23.9 dBV/m** | Grid 3 **M4** **23.92 dBV/m** |
| Grid 4 **M4** **22.43 dBV/m** | Grid 5 **M4** **25.89 dBV/m** | Grid 6 **M4** **25.89 dBV/m** |
| Grid 7 **M4** **26.72 dBV/m** | Grid 8 **M4** **27.62 dBV/m** | Grid 9 **M4** **27.2 dBV/m** |




0 dB = 24.04 V/m = 27.62 dBV/m

## LTE Band 48 ANT 4

Communication System: UID 10173 - CAG, LTE-TDD (SC-FDMA, 1 RB, 20 MHz, 16-QAM); Frequency: 3603.3 MHz; Duty Cycle: 1:8.8736
Phantom section: RF Section
DASY5 Configuration:
- Probe: EF3DV3 - SN4041; ConvF(1, 1, 1) @ 3603.3 MHz; Calibrated: 3/18/2020
- Sensor-Surface: (Fix Surface)
- Electronics: DAE4 Sn1357; Calibrated: 2/20/2020
- Phantom: HAC Test Arch with AMCC; Type: SD HAC P01 BB
- Measurement SW: DASY52, Version 52.10 (4);SEMCAD X Version 14.6.14 (7483)

## LTE Band 48 ANT 4 E-Field measurement/SC-FDMA 1RB 20 MHz 16QAM Ch. 55773/Hearing Aid Compatibility Test (101x101x1): Interpolated grid: dx=0.5000 mm, dy=0.5000 mm

Device Reference Point: 0, 0, -6.3 mm
Reference Value = 26.60 V/m; Power Drift = 0.10 dB
Applied MIF = -1.44 dB
RF audio interference level = 25.93 dBV/m
**Emission category: M4**

MIF scaled E-field

| | | |
|---|---|---|
| Grid 1 **M4** **20.68 dBV/m** | Grid 2 **M4** **23.98 dBV/m** | Grid 3 **M4** **24.12 dBV/m** |
| Grid 4 **M4** **22.41 dBV/m** | Grid 5 **M4** **25.91 dBV/m** | Grid 6 **M4** **25.93 dBV/m** |
| Grid 7 **M4** **26.81 dBV/m** | Grid 8 **M4** **27.43 dBV/m** | Grid 9 **M4** **27.1 dBV/m** |




0 dB = 23.51 V/m = 27.43 dBV/m

## LTE Band 48 ANT 4

Communication System: UID 10173 - CAG, LTE-TDD (SC-FDMA, 1 RB, 20 MHz, 16-QAM); Frequency: 3646.7 MHz; Duty Cycle: 1:8.8736
Phantom section: RF Section
DASY5 Configuration:
- Probe: EF3DV3 - SN4041; ConvF(1, 1, 1) @ 3646.7 MHz; Calibrated: 3/18/2020
- Sensor-Surface: (Fix Surface)
- Electronics: DAE4 Sn1357; Calibrated: 2/20/2020
- Phantom: HAC Test Arch with AMCC; Type: SD HAC P01 BB
- Measurement SW: DASY52, Version 52.10 (4);SEMCAD X Version 14.6.14 (7483)

## LTE Band 48 ANT 4 E-Field measurement/SC-FDMA 1RB 20 MHz 16QAM Ch. 56207/Hearing Aid Compatibility Test (101x101x1): Interpolated grid: dx=0.5000 mm, dy=0.5000 mm

Device Reference Point: 0, 0, -6.3 mm
Reference Value = 24.95 V/m; Power Drift = 0.06 dB
Applied MIF = -1.44 dB
RF audio interference level = 25.20 dBV/m
**Emission category: M4**

MIF scaled E-field

| | | |
|---|---|---|
| Grid 1 **M4** **20.69 dBV/m** | Grid 2 **M4** **23.07 dBV/m** | Grid 3 **M4** **23.15 dBV/m** |
| Grid 4 **M4** **22.29 dBV/m** | Grid 5 **M4** **25.2 dBV/m** | Grid 6 **M4** **25.2 dBV/m** |
| Grid 7 **M4** **26.14 dBV/m** | Grid 8 **M4** **27.02 dBV/m** | Grid 9 **M4** **26.73 dBV/m** |




0 dB = 22.44 V/m = 27.02 dBV/m

## LTE Band 48 ANT 4

Communication System: UID 10173 - CAG, LTE-TDD (SC-FDMA, 1 RB, 20 MHz, 16-QAM); Frequency: 3690 MHz; Duty Cycle: 1:8.8736
Phantom section: RF Section
DASY5 Configuration:
- Probe: EF3DV3 - SN4041; ConvF(1, 1, 1) @ 3690 MHz; Calibrated: 3/18/2020
- Sensor-Surface: (Fix Surface)
- Electronics: DAE4 Sn1357; Calibrated: 2/20/2020
- Phantom: HAC Test Arch with AMCC; Type: SD HAC P01 BB
- Measurement SW: DASY52, Version 52.10 (4);SEMCAD X Version 14.6.14 (7483)

## LTE Band 48 ANT 4 E-Field measurement/SC-FDMA 1RB 20 MHz 16QAM Ch. 56640/Hearing Aid Compatibility Test (101x101x1): Interpolated grid: dx=0.5000 mm, dy=0.5000 mm

Device Reference Point: 0, 0, -6.3 mm
Reference Value = 24.01 V/m; Power Drift = 0.06 dB
Applied MIF = -1.44 dB
RF audio interference level = 24.69 dBV/m
**Emission category: M4**

MIF scaled E-field

| | | |
|---|---|---|
| Grid 1 **M4** **20.89 dBV/m** | Grid 2 **M4** **23.33 dBV/m** | Grid 3 **M4** **23.46 dBV/m** |
| Grid 4 **M4** **22.26 dBV/m** | Grid 5 **M4** **24.69 dBV/m** | Grid 6 **M4** **24.69 dBV/m** |
| Grid 7 **M4** **26.41 dBV/m** | Grid 8 **M4** **26.36 dBV/m** | Grid 9 **M4** **25.72 dBV/m** |




0 dB = 20.91 V/m = 26.41 dBV/m

## Wi-Fi 2.4 GHz ANT 4

Communication System: UID 10061 - CAB, IEEE 802.11b WiFi 2.4 GHz (DSSS, 11 Mbps); Frequency: 2412 MHz; Duty Cycle: 1:2.29034
Phantom section: RF Section
DASY5 Configuration:
- Probe: EF3DV3 - SN4041; ConvF(1, 1, 1) @ 2412 MHz; Calibrated: 3/18/2020
- Sensor-Surface: (Fix Surface)
- Electronics: DAE4 Sn1357; Calibrated: 2/20/2020
- Phantom: HAC Test Arch with AMCC; Type: SD HAC P01 BB
- Measurement SW: DASY52, Version 52.10 (4);SEMCAD X Version 14.6.14 (7483)

### 802.11b E-Field measurement/DSSS 11 Mbps_ch 1/Hearing Aid Compatibility Test (101x101x1): Interpolated grid: dx=0.5000 mm, dy=0.5000 mm

Device Reference Point: 0, 0, -6.3 mm
Reference Value = 38.01 V/m; Power Drift = -0.02 dB
Applied MIF = -2.02 dB
RF audio interference level = 29.14 dBV/m
**Emission category: M4**

MIF scaled E-field

| | | |
|---|---|---|
| Grid 1 **M4** **22.23 dBV/m** | Grid 2 **M4** **26.14 dBV/m** | Grid 3 **M4** **26.48 dBV/m** |
| Grid 4 **M4** **24.63 dBV/m** | Grid 5 **M4** **29.09 dBV/m** | Grid 6 **M4** **29.14 dBV/m** |
| Grid 7 **M3** **30.45 dBV/m** | Grid 8 **M3** **31.44 dBV/m** | Grid 9 **M3** **31.42 dBV/m** |




0 dB = 37.31 V/m = 31.44 dBV/m

## Wi-Fi 2.4 GHz ANT 4

Communication System: UID 10061 - CAB, IEEE 802.11b WiFi 2.4 GHz (DSSS, 11 Mbps); Frequency: 2437 MHz; Duty Cycle: 1:2.29034
Phantom section: RF Section
DASY5 Configuration:
- Probe: EF3DV3 - SN4041; ConvF(1, 1, 1) @ 2437 MHz; Calibrated: 3/18/2020
- Sensor-Surface: (Fix Surface)
- Electronics: DAE4 Sn1357; Calibrated: 2/20/2020
- Phantom: HAC Test Arch with AMCC; Type: SD HAC P01 BB
- Measurement SW: DASY52, Version 52.10 (4);SEMCAD X Version 14.6.14 (7483)

### 802.11b E-Field measurement/DSSS 11 Mbps_ch 6/Hearing Aid Compatibility Test (101x101x1): Interpolated grid: dx=0.5000 mm, dy=0.5000 mm

Device Reference Point: 0, 0, -6.3 mm
Reference Value = 42.77 V/m; Power Drift = -0.01 dB
Applied MIF = -2.02 dB
RF audio interference level = 30.04 dBV/m
**Emission category: M3**

MIF scaled E-field

| | | |
|---|---|---|
| Grid 1 **M4** **23.41 dBV/m** | Grid 2 **M4** **27.07 dBV/m** | Grid 3 **M4** **27.44 dBV/m** |
| Grid 4 **M4** **25.62 dBV/m** | Grid 5 **M3** **30.01 dBV/m** | Grid 6 **M3** **30.04 dBV/m** |
| Grid 7 **M3** **31.52 dBV/m** | Grid 8 **M3** **32.45 dBV/m** | Grid 9 **M3** **32.42 dBV/m** |




0 dB = 41.95 V/m = 32.45 dBV/m

## Wi-Fi 2.4 GHz ANT 4

Communication System: UID 10061 - CAB, IEEE 802.11b WiFi 2.4 GHz (DSSS, 11 Mbps); Frequency: 2462 MHz; Duty Cycle: 1:2.29034
Phantom section: RF Section
DASY5 Configuration:
- Probe: EF3DV3 - SN4041; ConvF(1, 1, 1) @ 2462 MHz; Calibrated: 3/18/2020
- Sensor-Surface: (Fix Surface)
- Electronics: DAE4 Sn1357; Calibrated: 2/20/2020
- Phantom: HAC Test Arch with AMCC; Type: SD HAC P01 BB
- Measurement SW: DASY52, Version 52.10 (4);SEMCAD X Version 14.6.14 (7483)

### 802.11b E-Field measurement/DSSS 11 Mbps_ch 11/Hearing Aid Compatibility Test (101x101x1): Interpolated grid: dx=0.5000 mm, dy=0.5000 mm

Device Reference Point: 0, 0, -6.3 mm
Reference Value = 42.60 V/m; Power Drift = 0.07 dB
Applied MIF = -2.02 dB
RF audio interference level = 29.92 dBV/m
**Emission category: M4**

MIF scaled E-field

| | | |
|---|---|---|
| Grid 1 **M4** **23.15 dBV/m** | Grid 2 **M4** **27.27 dBV/m** | Grid 3 **M4** **27.59 dBV/m** |
| Grid 4 **M4** **25.21 dBV/m** | Grid 5 **M4** **29.91 dBV/m** | Grid 6 **M4** **29.92 dBV/m** |
| Grid 7 **M3** **30.05 dBV/m** | Grid 8 **M3** **32.2 dBV/m** | Grid 9 **M3** **32.17 dBV/m** |




0 dB = 40.73 V/m = 32.20 dBV/m

## Wi-Fi 2.4 GHz ANT 4

Communication System: UID 10077 - CAB, IEEE 802.11g WiFi 2.4 GHz (DSSS/OFDM, 54 Mbps); Frequency: 2412 MHz; Duty Cycle: 1:12.5777
Phantom section: RF Section
DASY5 Configuration:
- Probe: EF3DV3 - SN4041; ConvF(1, 1, 1) @ 2412 MHz; Calibrated: 3/18/2020
- Sensor-Surface: (Fix Surface)
- Electronics: DAE4 Sn1357; Calibrated: 2/20/2020
- Phantom: HAC Test Arch with AMCC; Type: SD HAC P01 BB
- Measurement SW: DASY52, Version 52.10 (4);SEMCAD X Version 14.6.14 (7483)

## 802.11g E-Field measurement/DSSS/OFDM, 54 Mbps_ch 1/Hearing Aid Compatibility Test (101x101x1): Interpolated grid: dx=0.5000 mm, dy=0.5000 mm

Device Reference Point: 0, 0, -6.3 mm
Reference Value = 36.09 V/m; Power Drift = 0.02 dB
Applied MIF = 0.12 dB
RF audio interference level = 30.78 dBV/m
**Emission category: M3**

MIF scaled E-field

| | | |
|---|---|---|
| Grid 1 **M4** **24.27 dBV/m** | Grid 2 **M4** **27.89 dBV/m** | Grid 3 **M4** **28.2 dBV/m** |
| Grid 4 **M4** **26.41 dBV/m** | Grid 5 **M3** **30.75 dBV/m** | Grid 6 **M3** **30.78 dBV/m** |
| Grid 7 **M3** **32.21 dBV/m** | Grid 8 **M3** **33.18 dBV/m** | Grid 9 **M3** **33.16 dBV/m** |




0 dB = 45.61 V/m = 33.18 dBV/m

## Wi-Fi 2.4 GHz ANT 4

Communication System: UID 10077 - CAB, IEEE 802.11g WiFi 2.4 GHz (DSSS/OFDM, 54 Mbps); Frequency: 2437 MHz; Duty Cycle: 1:12.5777
Phantom section: RF Section
DASY5 Configuration:
- Probe: EF3DV3 - SN4041; ConvF(1, 1, 1) @ 2437 MHz; Calibrated: 3/18/2020
- Sensor-Surface: (Fix Surface)
- Electronics: DAE4 Sn1357; Calibrated: 2/20/2020
- Phantom: HAC Test Arch with AMCC; Type: SD HAC P01 BB
- Measurement SW: DASY52, Version 52.10 (4);SEMCAD X Version 14.6.14 (7483)

## 802.11g E-Field measurement/DSSS/OFDM, 54 Mbps_ch 6/Hearing Aid Compatibility Test (101x101x1): Interpolated grid: dx=0.5000 mm, dy=0.5000 mm

Device Reference Point: 0, 0, -6.3 mm
Reference Value = 40.07 V/m; Power Drift = -0.04 dB
Applied MIF = 0.12 dB
RF audio interference level = 31.62 dBV/m
**Emission category: M3**

MIF scaled E-field

| | | |
|---|---|---|
| Grid 1 **M4** **24.85 dBV/m** | Grid 2 **M4** **28.75 dBV/m** | Grid 3 **M4** **29.06 dBV/m** |
| Grid 4 **M4** **27.19 dBV/m** | Grid 5 **M3** **31.6 dBV/m** | Grid 6 **M3** **31.62 dBV/m** |
| Grid 7 **M3** **32.76 dBV/m** | Grid 8 **M3** **33.91 dBV/m** | Grid 9 **M3** **33.87 dBV/m** |




0 dB = 49.58 V/m = 33.91 dBV/m

## Wi-Fi 2.4 GHz ANT 4

Communication System: UID 10077 - CAB, IEEE 802.11g WiFi 2.4 GHz (DSSS/OFDM, 54 Mbps); Frequency: 2462 MHz; Duty Cycle: 1:12.5777
Phantom section: RF Section
DASY5 Configuration:
- Probe: EF3DV3 - SN4041; ConvF(1, 1, 1) @ 2462 MHz; Calibrated: 3/18/2020
- Sensor-Surface: (Fix Surface)
- Electronics: DAE4 Sn1357; Calibrated: 2/20/2020
- Phantom: HAC Test Arch with AMCC; Type: SD HAC P01 BB
- Measurement SW: DASY52, Version 52.10 (4);SEMCAD X Version 14.6.14 (7483)

## 802.11g E-Field measurement/DSSS/OFDM, 54 Mbps_ch 11/Hearing Aid Compatibility Test (101x101x1): Interpolated grid: dx=0.5000 mm, dy=0.5000 mm

Device Reference Point: 0, 0, -6.3 mm
Reference Value = 38.98 V/m; Power Drift = -0.01 dB
Applied MIF = 0.12 dB
RF audio interference level = 31.38 dBV/m
**Emission category: M3**

MIF scaled E-field

| | | |
|---|---|---|
| Grid 1 **M4** **24.86 dBV/m** | Grid 2 **M4** **28.72 dBV/m** | Grid 3 **M4** **29.07 dBV/m** |
| Grid 4 **M4** **26.76 dBV/m** | Grid 5 **M3** **31.36 dBV/m** | Grid 6 **M3** **31.38 dBV/m** |
| Grid 7 **M3** **31.68 dBV/m** | Grid 8 **M3** **33.62 dBV/m** | Grid 9 **M3** **33.59 dBV/m** |




0 dB = 47.97 V/m = 33.62 dBV/m

## Wi-Fi 5 GHz ANT 5

Communication System: UID 10069 - CAC, IEEE 802.11a/h WiFi 5 GHz (OFDM, 54 Mbps); Frequency: 5200 MHz; Duty Cycle: 1:11.3789
Phantom section: RF Section
DASY5 Configuration:
- Probe: EF3DV3 - SN4041; ConvF(1, 1, 1) @ 5200 MHz; Calibrated: 3/18/2020
- Sensor-Surface: (Fix Surface)
- Electronics: DAE4 Sn1357; Calibrated: 2/20/2020
- Phantom: HAC Test Arch with AMCC; Type: SD HAC P01 BB
- Measurement SW: DASY52, Version 52.10 (4);SEMCAD X Version 14.6.14 (7483)

## 802.11a (5.2 GHz) E-Field measurement/OFDM, 54 Mbps_ch 40/Hearing Aid Compatibility Test (101x101x1): Interpolated grid: dx=0.5000 mm, dy=0.5000 mm

Device Reference Point: 0, 0, -6.3 mm
Reference Value = 11.97 V/m; Power Drift = -0.16 dB
Applied MIF = -3.15 dB
RF audio interference level = 17.14 dBV/m
**Emission category: M4**

MIF scaled E-field

| | | |
|---|---|---|
| Grid 1 **M4** **16.82 dBV/m** | Grid 2 **M4** **17 dBV/m** | Grid 3 **M4** **17 dBV/m** |
| Grid 4 **M4** **18.77 dBV/m** | Grid 5 **M4** **17.14 dBV/m** | Grid 6 **M4** **16.72 dBV/m** |
| Grid 7 **M4** **18.82 dBV/m** | Grid 8 **M4** **16.13 dBV/m** | Grid 9 **M4** **13.6 dBV/m** |




0 dB = 8.734 V/m = 18.82 dBV/m

## Wi-Fi 5 GHz ANT 5

Communication System: UID 10069 - CAC, IEEE 802.11a/h WiFi 5 GHz (OFDM, 54 Mbps); Frequency: 5220 MHz; Duty Cycle: 1:11.3789
Phantom section: RF Section
DASY5 Configuration:
- Probe: EF3DV3 - SN4041; ConvF(1, 1, 1) @ 5220 MHz; Calibrated: 3/18/2020
- Sensor-Surface: (Fix Surface)
- Electronics: DAE4 Sn1357; Calibrated: 2/20/2020
- Phantom: HAC Test Arch with AMCC; Type: SD HAC P01 BB
- Measurement SW: DASY52, Version 52.10 (4);SEMCAD X Version 14.6.14 (7483)

### 802.11a (5.2 GHz) E-Field measurement/OFDM, 54 Mbps_ch 44/Hearing Aid Compatibility Test (101x101x1): Interpolated grid: dx=0.5000 mm, dy=0.5000 mm

Device Reference Point: 0, 0, -6.3 mm
Reference Value = 10.01 V/m; Power Drift = 0.09 dB
Applied MIF = -3.15 dB
RF audio interference level = 16.99 dBV/m
**Emission category: M4**

MIF scaled E-field

| | | |
|---|---|---|
| Grid 1 **M4** **16.43 dBV/m** | Grid 2 **M4** **16.72 dBV/m** | Grid 3 **M4** **16.75 dBV/m** |
| Grid 4 **M4** **18.46 dBV/m** | Grid 5 **M4** **16.99 dBV/m** | Grid 6 **M4** **16.62 dBV/m** |
| Grid 7 **M4** **18.46 dBV/m** | Grid 8 **M4** **16.14 dBV/m** | Grid 9 **M4** **13.56 dBV/m** |




0 dB = 8.377 V/m = 18.46 dBV/m

## Wi-Fi 5 GHz ANT 5

Communication System: UID 10069 - CAC, IEEE 802.11a/h WiFi 5 GHz (OFDM, 54 Mbps); Frequency: 5240 MHz; Duty Cycle: 1:11.3789
Phantom section: RF Section
DASY5 Configuration:
- Probe: EF3DV3 - SN4041; ConvF(1, 1, 1) @ 5240 MHz; Calibrated: 3/18/2020
- Sensor-Surface: (Fix Surface)
- Electronics: DAE4 Sn1357; Calibrated: 2/20/2020
- Phantom: HAC Test Arch with AMCC; Type: SD HAC P01 BB
- Measurement SW: DASY52, Version 52.10 (4);SEMCAD X Version 14.6.14 (7483)

### 802.11a (5.2 GHz) E-Field measurement/OFDM, 54 Mbps_ch 48/Hearing Aid Compatibility Test (101x101x1): Interpolated grid: dx=0.5000 mm, dy=0.5000 mm

Device Reference Point: 0, 0, -6.3 mm
Reference Value = 10.03 V/m; Power Drift = -0.14 dB
Applied MIF = -3.15 dB
RF audio interference level = 16.53 dBV/m
**Emission category: M4**

MIF scaled E-field

| | | |
|---|---|---|
| Grid 1 **M4** **15.36 dBV/m** | Grid 2 **M4** **16.33 dBV/m** | Grid 3 **M4** **16.35 dBV/m** |
| Grid 4 **M4** **17.64 dBV/m** | Grid 5 **M4** **16.53 dBV/m** | Grid 6 **M4** **16.1 dBV/m** |
| Grid 7 **M4** **17.68 dBV/m** | Grid 8 **M4** **15.86 dBV/m** | Grid 9 **M4** **13.34 dBV/m** |




0 dB = 7.660 V/m = 17.68 dBV/m

## Wi-Fi 5 GHz ANT 5

Communication System: UID 10069 - CAC, IEEE 802.11a/h WiFi 5 GHz (OFDM, 54 Mbps); Frequency: 5260 MHz; Duty Cycle: 1:11.3789
Phantom section: RF Section
DASY5 Configuration:
- Probe: EF3DV3 - SN4041; ConvF(1, 1, 1) @ 5260 MHz; Calibrated: 3/18/2020
- Sensor-Surface: (Fix Surface)
- Electronics: DAE4 Sn1357; Calibrated: 2/20/2020
- Phantom: HAC Test Arch with AMCC; Type: SD HAC P01 BB
- Measurement SW: DASY52, Version 52.10 (4);SEMCAD X Version 14.6.14 (7483)

### 802.11a (5.3 GHz) E-Field measurement/OFDM, 54 Mbps_ch 52/Hearing Aid Compatibility Test (101x101x1): Interpolated grid: dx=0.5000 mm, dy=0.5000 mm

Device Reference Point: 0, 0, -6.3 mm
Reference Value = 10.11 V/m; Power Drift = 0.01 dB
Applied MIF = -3.15 dB
RF audio interference level = 15.82 dBV/m
**Emission category: M4**

MIF scaled E-field

| | | |
|---|---|---|
| Grid 1 **M4** **15.09 dBV/m** | Grid 2 **M4** **15.56 dBV/m** | Grid 3 **M4** **15.56 dBV/m** |
| Grid 4 **M4** **17.22 dBV/m** | Grid 5 **M4** **15.82 dBV/m** | Grid 6 **M4** **15.47 dBV/m** |
| Grid 7 **M4** **17.58 dBV/m** | Grid 8 **M4** **15.14 dBV/m** | Grid 9 **M4** **13.18 dBV/m** |




0 dB = 7.569 V/m = 17.58 dBV/m

## Wi-Fi 5 GHz ANT 5

Communication System: UID 10069 - CAC, IEEE 802.11a/h WiFi 5 GHz (OFDM, 54 Mbps); Frequency: 5280 MHz; Duty Cycle: 1:11.3789
Phantom section: RF Section
DASY5 Configuration:
- Probe: EF3DV3 - SN4041; ConvF(1, 1, 1) @ 5280 MHz; Calibrated: 3/18/2020
- Sensor-Surface: (Fix Surface)
- Electronics: DAE4 Sn1357; Calibrated: 2/20/2020
- Phantom: HAC Test Arch with AMCC; Type: SD HAC P01 BB
- Measurement SW: DASY52, Version 52.10 (4);SEMCAD X Version 14.6.14 (7483)

### 802.11a (5.3 GHz) E-Field measurement/OFDM, 54 Mbps_ch 56/Hearing Aid Compatibility Test (101x101x1): Interpolated grid: dx=0.5000 mm, dy=0.5000 mm

Device Reference Point: 0, 0, -6.3 mm
Reference Value = 9.826 V/m; Power Drift = -0.04 dB
Applied MIF = -3.15 dB
RF audio interference level = 15.86 dBV/m
**Emission category: M4**

MIF scaled E-field

| | | |
|---|---|---|
| Grid 1 **M4** **14.95 dBV/m** | Grid 2 **M4** **15.12 dBV/m** | Grid 3 **M4** **15.12 dBV/m** |
| Grid 4 **M4** **17.34 dBV/m** | Grid 5 **M4** **15.86 dBV/m** | Grid 6 **M4** **15.03 dBV/m** |
| Grid 7 **M4** **17.36 dBV/m** | Grid 8 **M4** **15.58 dBV/m** | Grid 9 **M4** **12.68 dBV/m** |




0 dB = 7.379 V/m = 17.36 dBV/m

## Wi-Fi 5 GHz ANT 5

Communication System: UID 10069 - CAC, IEEE 802.11a/h WiFi 5 GHz (OFDM, 54 Mbps); Frequency: 5300 MHz; Duty Cycle: 1:11.3789
Phantom section: RF Section
DASY5 Configuration:
- Probe: EF3DV3 - SN4041; ConvF(1, 1, 1) @ 5300 MHz; Calibrated: 3/18/2020
- Sensor-Surface: (Fix Surface)
- Electronics: DAE4 Sn1357; Calibrated: 2/20/2020
- Phantom: HAC Test Arch with AMCC; Type: SD HAC P01 BB
- Measurement SW: DASY52, Version 52.10 (4);SEMCAD X Version 14.6.14 (7483)

### 802.11a (5.3 GHz) E-Field measurement/OFDM, 54 Mbps_ch 60/Hearing Aid Compatibility Test (101x101x1): Interpolated grid: dx=0.5000 mm, dy=0.5000 mm

Device Reference Point: 0, 0, -6.3 mm
Reference Value = 9.975 V/m; Power Drift = -0.07 dB
Applied MIF = -3.15 dB
RF audio interference level = 15.81 dBV/m
**Emission category: M4**

MIF scaled E-field

| | | |
|---|---|---|
| Grid 1 **M4** **14.72 dBV/m** | Grid 2 **M4** **14.78 dBV/m** | Grid 3 **M4** **14.73 dBV/m** |
| Grid 4 **M4** **16.64 dBV/m** | Grid 5 **M4** **15.81 dBV/m** | Grid 6 **M4** **14.81 dBV/m** |
| Grid 7 **M4** **16.81 dBV/m** | Grid 8 **M4** **15.34 dBV/m** | Grid 9 **M4** **12.9 dBV/m** |




0 dB = 6.927 V/m = 16.81 dBV/m

## Wi-Fi 5 GHz ANT 5

Communication System: UID 10069 - CAC, IEEE 802.11a/h WiFi 5 GHz (OFDM, 54 Mbps); Frequency: 5520 MHz; Duty Cycle: 1:11.3789
Phantom section: RF Section
DASY5 Configuration:
- Probe: EF3DV3 - SN4041; ConvF(1, 1, 1) @ 5520 MHz; Calibrated: 3/18/2020
- Sensor-Surface: (Fix Surface)
- Electronics: DAE4 Sn1357; Calibrated: 2/20/2020
- Phantom: HAC Test Arch with AMCC; Type: SD HAC P01 BB
- Measurement SW: DASY52, Version 52.10 (4);SEMCAD X Version 14.6.14 (7483)

### 802.11a (5.5 GHz) E-Field measurement/OFDM, 54 Mbps_ch 104/Hearing Aid Compatibility Test (101x101x1): Interpolated grid: dx=0.5000 mm, dy=0.5000 mm

Device Reference Point: 0, 0, -6.3 mm
Reference Value = 9.096 V/m; Power Drift = 0.13 dB
Applied MIF = -3.15 dB
RF audio interference level = 18.56 dBV/m
**Emission category: M4**

MIF scaled E-field

| | | |
|---|---|---|
| Grid 1 **M4** **17.35 dBV/m** | Grid 2 **M4** **18.56 dBV/m** | Grid 3 **M4** **18.55 dBV/m** |
| Grid 4 **M4** **17.44 dBV/m** | Grid 5 **M4** **16.99 dBV/m** | Grid 6 **M4** **16.79 dBV/m** |
| Grid 7 **M4** **19.13 dBV/m** | Grid 8 **M4** **17.74 dBV/m** | Grid 9 **M4** **14.69 dBV/m** |




0 dB = 9.044 V/m = 19.13 dBV/m

## Wi-Fi 5 GHz ANT 5

Communication System: UID 10069 - CAC, IEEE 802.11a/h WiFi 5 GHz (OFDM, 54 Mbps); Frequency: 5620 MHz; Duty Cycle: 1:11.3789
Phantom section: RF Section
DASY5 Configuration:
- Probe: EF3DV3 - SN4041; ConvF(1, 1, 1) @ 5620 MHz; Calibrated: 3/18/2020
- Sensor-Surface: (Fix Surface)
- Electronics: DAE4 Sn1357; Calibrated: 2/20/2020
- Phantom: HAC Test Arch with AMCC; Type: SD HAC P01 BB
- Measurement SW: DASY52, Version 52.10 (4);SEMCAD X Version 14.6.14 (7483)

### 802.11a (5.5 GHz) E-Field measurement/OFDM, 54 Mbps_ch 124/Hearing Aid Compatibility Test (101x101x1): Interpolated grid: dx=0.5000 mm, dy=0.5000 mm

Device Reference Point: 0, 0, -6.3 mm
Reference Value = 9.957 V/m; Power Drift = -0.13 dB
Applied MIF = -3.15 dB
RF audio interference level = 19.31 dBV/m
**Emission category: M4**

MIF scaled E-field

| | | |
|---|---|---|
| Grid 1 **M4** **17.81 dBV/m** | Grid 2 **M4** **19.87 dBV/m** | Grid 3 **M4** **19.88 dBV/m** |
| Grid 4 **M4** **17.88 dBV/m** | Grid 5 **M4** **17.21 dBV/m** | Grid 6 **M4** **17.28 dBV/m** |
| Grid 7 **M4** **19.31 dBV/m** | Grid 8 **M4** **18.33 dBV/m** | Grid 9 **M4** **16.94 dBV/m** |




0 dB = 9.868 V/m = 19.88 dBV/m

## Wi-Fi 5 GHz ANT 5

Communication System: UID 10069 - CAC, IEEE 802.11a/h WiFi 5 GHz (OFDM, 54 Mbps); Frequency: 5720 MHz; Duty Cycle: 1:11.3789
Phantom section: RF Section
DASY5 Configuration:
- Probe: EF3DV3 - SN4041; ConvF(1, 1, 1) @ 5720 MHz; Calibrated: 3/18/2020
- Sensor-Surface: (Fix Surface)
- Electronics: DAE4 Sn1357; Calibrated: 2/20/2020
- Phantom: HAC Test Arch with AMCC; Type: SD HAC P01 BB
- Measurement SW: DASY52, Version 52.10 (4);SEMCAD X Version 14.6.14 (7483)

### 802.11a (5.5 GHz) E-Field measurement/OFDM, 54 Mbps_ch 144/Hearing Aid Compatibility Test (101x101x1): Interpolated grid: dx=0.5000 mm, dy=0.5000 mm

Device Reference Point: 0, 0, -6.3 mm
Reference Value = 11.05 V/m; Power Drift = 0.04 dB
Applied MIF = -3.15 dB
RF audio interference level = 18.25 dBV/m
**Emission category: M4**

MIF scaled E-field

| | | |
|---|---|---|
| Grid 1 **M4** **18.28 dBV/m** | Grid 2 **M4** **18.74 dBV/m** | Grid 3 **M4** **19.02 dBV/m** |
| Grid 4 **M4** **18.16 dBV/m** | Grid 5 **M4** **17.88 dBV/m** | Grid 6 **M4** **16.35 dBV/m** |
| Grid 7 **M4** **18.15 dBV/m** | Grid 8 **M4** **18.25 dBV/m** | Grid 9 **M4** **17.21 dBV/m** |




0 dB = 8.936 V/m = 19.02 dBV/m

## Wi-Fi 5 GHz ANT 5

Communication System: UID 10069 - CAC, IEEE 802.11a/h WiFi 5 GHz (OFDM, 54 Mbps); Frequency: 5745 MHz; Duty Cycle: 1:11.3789
Phantom section: RF Section
DASY5 Configuration:
- Probe: EF3DV3 - SN4041; ConvF(1, 1, 1) @ 5745 MHz; Calibrated: 3/18/2020
- Sensor-Surface: (Fix Surface)
- Electronics: DAE4 Sn1357; Calibrated: 2/20/2020
- Phantom: HAC Test Arch with AMCC; Type: SD HAC P01 BB
- Measurement SW: DASY52, Version 52.10 (4);SEMCAD X Version 14.6.14 (7483)

### 802.11a (5.8 GHz) E-Field measurement/OFDM, 54 Mbps_ch 149/Hearing Aid Compatibility Test (101x101x1): Interpolated grid: dx=0.5000 mm, dy=0.5000 mm

Device Reference Point: 0, 0, -6.3 mm
Reference Value = 9.646 V/m; Power Drift = -0.20 dB
Applied MIF = -3.15 dB
RF audio interference level = 18.06 dBV/m
**Emission category: M4**

MIF scaled E-field

| | | |
|---|---|---|
| Grid 1 **M4** **17.79 dBV/m** | Grid 2 **M4** **18.26 dBV/m** | Grid 3 **M4** **18.54 dBV/m** |
| Grid 4 **M4** **18.06 dBV/m** | Grid 5 **M4** **17.56 dBV/m** | Grid 6 **M4** **16.41 dBV/m** |
| Grid 7 **M4** **17.89 dBV/m** | Grid 8 **M4** **17.89 dBV/m** | Grid 9 **M4** **16.46 dBV/m** |




0 dB = 8.450 V/m = 18.54 dBV/m

## Wi-Fi 5 GHz ANT 5

Communication System: UID 10069 - CAC, IEEE 802.11a/h WiFi 5 GHz (OFDM, 54 Mbps); Frequency: 5785 MHz; Duty Cycle: 1:11.3789
Phantom section: RF Section
DASY5 Configuration:
- Probe: EF3DV3 - SN4041; ConvF(1, 1, 1) @ 5785 MHz; Calibrated: 3/18/2020
- Sensor-Surface: (Fix Surface)
- Electronics: DAE4 Sn1357; Calibrated: 2/20/2020
- Phantom: HAC Test Arch with AMCC; Type: SD HAC P01 BB
- Measurement SW: DASY52, Version 52.10 (4);SEMCAD X Version 14.6.14 (7483)

### 802.11a (5.8 GHz) E-Field measurement/OFDM, 54 Mbps_ch 157/Hearing Aid Compatibility Test (101x101x1): Interpolated grid: dx=0.5000 mm, dy=0.5000 mm

Device Reference Point: 0, 0, -6.3 mm
Reference Value = 10.04 V/m; Power Drift = -0.01 dB
Applied MIF = -3.15 dB
RF audio interference level = 17.19 dBV/m
**Emission category: M4**

MIF scaled E-field

| | | |
|---|---|---|
| Grid 1 **M4** **17.25 dBV/m** | Grid 2 **M4** **17.08 dBV/m** | Grid 3 **M4** **17.36 dBV/m** |
| Grid 4 **M4** **17.04 dBV/m** | Grid 5 **M4** **16.54 dBV/m** | Grid 6 **M4** **15.44 dBV/m** |
| Grid 7 **M4** **17.04 dBV/m** | Grid 8 **M4** **17.19 dBV/m** | Grid 9 **M4** **16.25 dBV/m** |




0 dB = 7.377 V/m = 17.36 dBV/m

## Wi-Fi 5 GHz ANT 5

Communication System: UID 10069 - CAC, IEEE 802.11a/h WiFi 5 GHz (OFDM, 54 Mbps); Frequency: 5825 MHz; Duty Cycle: 1:11.3789
Phantom section: RF Section
DASY5 Configuration:
- Probe: EF3DV3 - SN4041; ConvF(1, 1, 1) @ 5825 MHz; Calibrated: 3/18/2020
- Sensor-Surface: (Fix Surface)
- Electronics: DAE4 Sn1357; Calibrated: 2/20/2020
- Phantom: HAC Test Arch with AMCC; Type: SD HAC P01 BB
- Measurement SW: DASY52, Version 52.10 (4);SEMCAD X Version 14.6.14 (7483)

### 802.11a (5.8 GHz) E-Field measurement/OFDM, 54 Mbps_ch 165/Hearing Aid Compatibility Test (101x101x1): Interpolated grid: dx=0.5000 mm, dy=0.5000 mm

Device Reference Point: 0, 0, -6.3 mm
Reference Value = 8.835 V/m; Power Drift = -0.17 dB
Applied MIF = -3.15 dB
RF audio interference level = 16.62 dBV/m
**Emission category: M4**

MIF scaled E-field

| | | |
|---|---|---|
| Grid 1 **M4** **16.95 dBV/m** | Grid 2 **M4** **16.34 dBV/m** | Grid 3 **M4** **16.62 dBV/m** |
| Grid 4 **M4** **16.84 dBV/m** | Grid 5 **M4** **16.24 dBV/m** | Grid 6 **M4** **14.78 dBV/m** |
| Grid 7 **M4** **16.76 dBV/m** | Grid 8 **M4** **16.45 dBV/m** | Grid 9 **M4** **15.96 dBV/m** |




0 dB = 7.037 V/m = 16.95 dBV/m

## Wi-Fi 5 GHz ANT 6

Communication System: UID 10069 - CAC, IEEE 802.11a/h WiFi 5 GHz (OFDM, 54 Mbps); Frequency: 5200 MHz; Duty Cycle: 1:11.3789
Phantom section: RF Section
DASY5 Configuration:
- Probe: EF3DV3 - SN4041; ConvF(1, 1, 1) @ 5200 MHz; Calibrated: 3/18/2020
- Sensor-Surface: (Fix Surface)
- Electronics: DAE4 Sn1357; Calibrated: 2/20/2020
- Phantom: HAC Test Arch with AMCC; Type: SD HAC P01 BB
- Measurement SW: DASY52, Version 52.10 (4);SEMCAD X Version 14.6.14 (7483)

### 802.11a (5.2 GHz) E-Field measurement/OFDM, 54 Mbps_ch 40/Hearing Aid Compatibility Test (101x101x1): Interpolated grid: dx=0.5000 mm, dy=0.5000 mm

Device Reference Point: 0, 0, -6.3 mm
Reference Value = 23.60 V/m; Power Drift = 0.01 dB
Applied MIF = -3.15 dB
RF audio interference level = 24.19 dBV/m
**Emission category: M4**

MIF scaled E-field

| | | |
|---|---|---|
| Grid 1 **M4** **27.08 dBV/m** | Grid 2 **M4** **28.98 dBV/m** | Grid 3 **M4** **28 dBV/m** |
| Grid 4 **M4** **21.81 dBV/m** | Grid 5 **M4** **24.19 dBV/m** | Grid 6 **M4** **24.19 dBV/m** |
| Grid 7 **M4** **22.24 dBV/m** | Grid 8 **M4** **24.11 dBV/m** | Grid 9 **M4** **24.08 dBV/m** |




0 dB = 28.13 V/m = 28.98 dBV/m

## Wi-Fi 5 GHz ANT 6

Communication System: UID 10069 - CAC, IEEE 802.11a/h WiFi 5 GHz (OFDM, 54 Mbps); Frequency: 5220 MHz; Duty Cycle: 1:11.3789
Phantom section: RF Section
DASY5 Configuration:
- Probe: EF3DV3 - SN4041; ConvF(1, 1, 1) @ 5220 MHz; Calibrated: 3/18/2020
- Sensor-Surface: (Fix Surface)
- Electronics: DAE4 Sn1357; Calibrated: 2/20/2020
- Phantom: HAC Test Arch with AMCC; Type: SD HAC P01 BB
- Measurement SW: DASY52, Version 52.10 (4);SEMCAD X Version 14.6.14 (7483)

### 802.11a (5.2 GHz) E-Field measurement/OFDM, 54 Mbps_ch 44/Hearing Aid Compatibility Test (101x101x1): Interpolated grid: dx=0.5000 mm, dy=0.5000 mm

Device Reference Point: 0, 0, -6.3 mm
Reference Value = 24.71 V/m; Power Drift = -0.12 dB
Applied MIF = -3.15 dB
RF audio interference level = 24.80 dBV/m
**Emission category: M4**

MIF scaled E-field

| | | |
|---|---|---|
| Grid 1 **M4** **27.67 dBV/m** | Grid 2 **M4** **29.77 dBV/m** | Grid 3 **M4** **28.73 dBV/m** |
| Grid 4 **M4** **22.87 dBV/m** | Grid 5 **M4** **24.8 dBV/m** | Grid 6 **M4** **24.78 dBV/m** |
| Grid 7 **M4** **22.94 dBV/m** | Grid 8 **M4** **24.69 dBV/m** | Grid 9 **M4** **24.6 dBV/m** |




0 dB = 30.80 V/m = 29.77 dBV/m

## Wi-Fi 5 GHz ANT 6

Communication System: UID 10069 - CAC, IEEE 802.11a/h WiFi 5 GHz (OFDM, 54 Mbps); Frequency: 5240 MHz; Duty Cycle: 1:11.3789
Phantom section: RF Section
DASY5 Configuration:
- Probe: EF3DV3 - SN4041; ConvF(1, 1, 1) @ 5240 MHz; Calibrated: 3/18/2020
- Sensor-Surface: (Fix Surface)
- Electronics: DAE4 Sn1357; Calibrated: 2/20/2020
- Phantom: HAC Test Arch with AMCC; Type: SD HAC P01 BB
- Measurement SW: DASY52, Version 52.10 (4);SEMCAD X Version 14.6.14 (7483)

### 802.11a (5.2 GHz) E-Field measurement/OFDM, 54 Mbps_ch 48/Hearing Aid Compatibility Test (101x101x1): Interpolated grid: dx=0.5000 mm, dy=0.5000 mm

Device Reference Point: 0, 0, -6.3 mm
Reference Value = 26.26 V/m; Power Drift = -0.12 dB
Applied MIF = -3.15 dB
RF audio interference level = 24.82 dBV/m
**Emission category: M4**

MIF scaled E-field

| | | |
|---|---|---|
| Grid 1 **M4** **27.64 dBV/m** | Grid 2 **M4** **29.94 dBV/m** | Grid 3 **M4** **28.82 dBV/m** |
| Grid 4 **M4** **22.73 dBV/m** | Grid 5 **M4** **24.82 dBV/m** | Grid 6 **M4** **24.77 dBV/m** |
| Grid 7 **M4** **23.14 dBV/m** | Grid 8 **M4** **24.36 dBV/m** | Grid 9 **M4** **24.28 dBV/m** |




0 dB = 31.39 V/m = 29.94 dBV/m

## Wi-Fi 5 GHz ANT 6

Communication System: UID 10069 - CAC, IEEE 802.11a/h WiFi 5 GHz (OFDM, 54 Mbps); Frequency: 5260 MHz; Duty Cycle: 1:11.3789
Phantom section: RF Section
DASY5 Configuration:
- Probe: EF3DV3 - SN4041; ConvF(1, 1, 1) @ 5260 MHz; Calibrated: 3/18/2020
- Sensor-Surface: (Fix Surface)
- Electronics: DAE4 Sn1357; Calibrated: 2/20/2020
- Phantom: HAC Test Arch with AMCC; Type: SD HAC P01 BB
- Measurement SW: DASY52, Version 52.10 (4);SEMCAD X Version 14.6.14 (7483)

### 802.11a (5.3 GHz) E-Field measurement/OFDM, 54 Mbps_ch 52/Hearing Aid Compatibility Test (101x101x1): Interpolated grid: dx=0.5000 mm, dy=0.5000 mm

Device Reference Point: 0, 0, -6.3 mm
Reference Value = 25.69 V/m; Power Drift = -0.09 dB
Applied MIF = -3.15 dB
RF audio interference level = 24.82 dBV/m
**Emission category: M4**

MIF scaled E-field

| | | |
|---|---|---|
| Grid 1 **M4** **27.82 dBV/m** | Grid 2 **M3** **30.21 dBV/m** | Grid 3 **M4** **29.05 dBV/m** |
| Grid 4 **M4** **22.95 dBV/m** | Grid 5 **M4** **24.82 dBV/m** | Grid 6 **M4** **24.8 dBV/m** |
| Grid 7 **M4** **23.49 dBV/m** | Grid 8 **M4** **24.52 dBV/m** | Grid 9 **M4** **24.44 dBV/m** |




0 dB = 32.38 V/m = 30.21 dBV/m

## Wi-Fi 5 GHz ANT 6

Communication System: UID 10069 - CAC, IEEE 802.11a/h WiFi 5 GHz (OFDM, 54 Mbps); Frequency: 5280 MHz; Duty Cycle: 1:11.3789
Phantom section: RF Section
DASY5 Configuration:
- Probe: EF3DV3 - SN4041; ConvF(1, 1, 1) @ 5280 MHz; Calibrated: 3/18/2020
- Sensor-Surface: (Fix Surface)
- Electronics: DAE4 Sn1357; Calibrated: 2/20/2020
- Phantom: HAC Test Arch with AMCC; Type: SD HAC P01 BB
- Measurement SW: DASY52, Version 52.10 (4);SEMCAD X Version 14.6.14 (7483)

### 802.11a (5.3 GHz) E-Field measurement/OFDM, 54 Mbps_ch 56/Hearing Aid Compatibility Test (101x101x1): Interpolated grid: dx=0.5000 mm, dy=0.5000 mm

Device Reference Point: 0, 0, -6.3 mm
Reference Value = 26.92 V/m; Power Drift = -0.11 dB
Applied MIF = -3.15 dB
RF audio interference level = 25.05 dBV/m
**Emission category: M4**

MIF scaled E-field

| | | |
|---|---|---|
| Grid 1 **M4** **27.69 dBV/m** | Grid 2 **M3** **30.11 dBV/m** | Grid 3 **M4** **28.89 dBV/m** |
| Grid 4 **M4** **23.46 dBV/m** | Grid 5 **M4** **25.05 dBV/m** | Grid 6 **M4** **24.99 dBV/m** |
| Grid 7 **M4** **23.12 dBV/m** | Grid 8 **M4** **24.2 dBV/m** | Grid 9 **M4** **24.06 dBV/m** |




0 dB = 32.03 V/m = 30.11 dBV/m

## Wi-Fi 5 GHz ANT 6

Communication System: UID 10069 - CAC, IEEE 802.11a/h WiFi 5 GHz (OFDM, 54 Mbps); Frequency: 5300 MHz; Duty Cycle: 1:11.3789
Phantom section: RF Section
DASY5 Configuration:
- Probe: EF3DV3 - SN4041; ConvF(1, 1, 1) @ 5300 MHz; Calibrated: 3/18/2020
- Sensor-Surface: (Fix Surface)
- Electronics: DAE4 Sn1357; Calibrated: 2/20/2020
- Phantom: HAC Test Arch with AMCC; Type: SD HAC P01 BB
- Measurement SW: DASY52, Version 52.10 (4);SEMCAD X Version 14.6.14 (7483)

### 802.11a (5.3 GHz) E-Field measurement/OFDM, 54 Mbps_ch 60/Hearing Aid Compatibility Test (101x101x1): Interpolated grid: dx=0.5000 mm, dy=0.5000 mm

Device Reference Point: 0, 0, -6.3 mm
Reference Value = 26.64 V/m; Power Drift = -0.16 dB
Applied MIF = -3.15 dB
RF audio interference level = 25.08 dBV/m
**Emission category: M4**

MIF scaled E-field

| | | |
|---|---|---|
| Grid 1 **M4** **27.7 dBV/m** | Grid 2 **M3** **30.11 dBV/m** | Grid 3 **M4** **28.86 dBV/m** |
| Grid 4 **M4** **23.5 dBV/m** | Grid 5 **M4** **25.08 dBV/m** | Grid 6 **M4** **25.06 dBV/m** |
| Grid 7 **M4** **23.53 dBV/m** | Grid 8 **M4** **24.5 dBV/m** | Grid 9 **M4** **24.34 dBV/m** |




0 dB = 32.04 V/m = 30.11 dBV/m

## Wi-Fi 5 GHz ANT 6

Communication System: UID 10069 - CAC, IEEE 802.11a/h WiFi 5 GHz (OFDM, 54 Mbps); Frequency: 5520 MHz; Duty Cycle: 1:11.3789
Phantom section: RF Section
DASY5 Configuration:
- Probe: EF3DV3 - SN4041; ConvF(1, 1, 1) @ 5520 MHz; Calibrated: 3/18/2020
- Sensor-Surface: (Fix Surface)
- Electronics: DAE4 Sn1357; Calibrated: 2/20/2020
- Phantom: HAC Test Arch with AMCC; Type: SD HAC P01 BB
- Measurement SW: DASY52, Version 52.10 (4);SEMCAD X Version 14.6.14 (7483)

### 802.11a (5.5 GHz) E-Field measurement/OFDM, 54 Mbps_ch 104/Hearing Aid Compatibility Test (101x101x1): Interpolated grid: dx=0.5000 mm, dy=0.5000 mm

Device Reference Point: 0, 0, -6.3 mm
Reference Value = 32.91 V/m; Power Drift = 0.06 dB
Applied MIF = -3.15 dB
RF audio interference level = 27.12 dBV/m
**Emission category: M4**

MIF scaled E-field

| | | |
|---|---|---|
| Grid 1 **M4** **28.18 dBV/m** | Grid 2 **M3** **30.82 dBV/m** | Grid 3 **M3** **30.06 dBV/m** |
| Grid 4 **M4** **25.9 dBV/m** | Grid 5 **M4** **27.12 dBV/m** | Grid 6 **M4** **26.57 dBV/m** |
| Grid 7 **M4** **22.85 dBV/m** | Grid 8 **M4** **23.69 dBV/m** | Grid 9 **M4** **24.01 dBV/m** |




0 dB = 34.74 V/m = 30.82 dBV/m

## Wi-Fi 5 GHz ANT 6

Communication System: UID 10069 - CAC, IEEE 802.11a/h WiFi 5 GHz (OFDM, 54 Mbps); Frequency: 5620 MHz; Duty Cycle: 1:11.3789
Phantom section: RF Section
DASY5 Configuration:
- Probe: EF3DV3 - SN4041; ConvF(1, 1, 1) @ 5620 MHz; Calibrated: 3/18/2020
- Sensor-Surface: (Fix Surface)
- Electronics: DAE4 Sn1357; Calibrated: 2/20/2020
- Phantom: HAC Test Arch with AMCC; Type: SD HAC P01 BB
- Measurement SW: DASY52, Version 52.10 (4);SEMCAD X Version 14.6.14 (7483)

### 802.11a (5.5 GHz) E-Field measurement/OFDM, 54 Mbps_ch 124/Hearing Aid Compatibility Test (101x101x1): Interpolated grid: dx=0.5000 mm, dy=0.5000 mm

Device Reference Point: 0, 0, -6.3 mm
Reference Value = 34.93 V/m; Power Drift = -0.01 dB
Applied MIF = -3.15 dB
RF audio interference level = 26.96 dBV/m
**Emission category: M4**

MIF scaled E-field

| | | |
|---|---|---|
| Grid 1 **M4** **27.06 dBV/m** | Grid 2 **M4** **29.91 dBV/m** | Grid 3 **M4** **28.83 dBV/m** |
| Grid 4 **M4** **26.4 dBV/m** | Grid 5 **M4** **26.96 dBV/m** | Grid 6 **M4** **25.11 dBV/m** |
| Grid 7 **M4** **21.66 dBV/m** | Grid 8 **M4** **23.7 dBV/m** | Grid 9 **M4** **23.63 dBV/m** |




0 dB = 31.29 V/m = 29.91 dBV/m

## Wi-Fi 5 GHz ANT 6

Communication System: UID 10069 - CAC, IEEE 802.11a/h WiFi 5 GHz (OFDM, 54 Mbps); Frequency: 5720 MHz; Duty Cycle: 1:11.3789
Phantom section: RF Section
DASY5 Configuration:
- Probe: EF3DV3 - SN4041; ConvF(1, 1, 1) @ 5720 MHz; Calibrated: 3/18/2020
- Sensor-Surface: (Fix Surface)
- Electronics: DAE4 Sn1357; Calibrated: 2/20/2020
- Phantom: HAC Test Arch with AMCC; Type: SD HAC P01 BB
- Measurement SW: DASY52, Version 52.10 (4);SEMCAD X Version 14.6.14 (7483)

### 802.11a (5.5 GHz) E-Field measurement/OFDM, 54 Mbps_ch 144/Hearing Aid Compatibility Test (101x101x1): Interpolated grid: dx=0.5000 mm, dy=0.5000 mm

Device Reference Point: 0, 0, -6.3 mm
Reference Value = 30.48 V/m; Power Drift = -0.12 dB
Applied MIF = -3.15 dB
RF audio interference level = 25.09 dBV/m
**Emission category: M4**

MIF scaled E-field

| | | |
|---|---|---|
| Grid 1 **M4** **25.31 dBV/m** | Grid 2 **M4** **28.53 dBV/m** | Grid 3 **M4** **27.29 dBV/m** |
| Grid 4 **M4** **24.58 dBV/m** | Grid 5 **M4** **25.09 dBV/m** | Grid 6 **M4** **23.03 dBV/m** |
| Grid 7 **M4** **21.4 dBV/m** | Grid 8 **M4** **23.29 dBV/m** | Grid 9 **M4** **22.88 dBV/m** |




0 dB = 26.70 V/m = 28.53 dBV/m

## Wi-Fi 5 GHz ANT 6

Communication System: UID 10069 - CAC, IEEE 802.11a/h WiFi 5 GHz (OFDM, 54 Mbps); Frequency: 5745 MHz; Duty Cycle: 1:11.3789
Phantom section: RF Section
DASY5 Configuration:
- Probe: EF3DV3 - SN4041; ConvF(1, 1, 1) @ 5745 MHz; Calibrated: 3/18/2020
- Sensor-Surface: (Fix Surface)
- Electronics: DAE4 Sn1357; Calibrated: 2/20/2020
- Phantom: HAC Test Arch with AMCC; Type: SD HAC P01 BB
- Measurement SW: DASY52, Version 52.10 (4);SEMCAD X Version 14.6.14 (7483)

### 802.11a (5.8 GHz) E-Field measurement/OFDM, 54 Mbps_ch 149/Hearing Aid Compatibility Test (101x101x1): Interpolated grid: dx=0.5000 mm, dy=0.5000 mm

Device Reference Point: 0, 0, -6.3 mm
Reference Value = 28.00 V/m; Power Drift = -0.08 dB
Applied MIF = -3.15 dB
RF audio interference level = 24.26 dBV/m
**Emission category: M4**

MIF scaled E-field

| | | |
|---|---|---|
| Grid 1 **M4** **24.34 dBV/m** | Grid 2 **M4** **27.63 dBV/m** | Grid 3 **M4** **26.38 dBV/m** |
| Grid 4 **M4** **23.84 dBV/m** | Grid 5 **M4** **24.26 dBV/m** | Grid 6 **M4** **22.07 dBV/m** |
| Grid 7 **M4** **20.92 dBV/m** | Grid 8 **M4** **22.63 dBV/m** | Grid 9 **M4** **21.97 dBV/m** |




0 dB = 24.08 V/m = 27.63 dBV/m

## Wi-Fi 5 GHz ANT 6

Communication System: UID 10069 - CAC, IEEE 802.11a/h WiFi 5 GHz (OFDM, 54 Mbps); Frequency: 5785 MHz; Duty Cycle: 1:11.3789
Phantom section: RF Section
DASY5 Configuration:
- Probe: EF3DV3 - SN4041; ConvF(1, 1, 1) @ 5785 MHz; Calibrated: 3/18/2020
- Sensor-Surface: (Fix Surface)
- Electronics: DAE4 Sn1357; Calibrated: 2/20/2020
- Phantom: HAC Test Arch with AMCC; Type: SD HAC P01 BB
- Measurement SW: DASY52, Version 52.10 (4);SEMCAD X Version 14.6.14 (7483)

### 802.11a (5.8 GHz) E-Field measurement/OFDM, 54 Mbps_ch 157/Hearing Aid Compatibility Test (101x101x1): Interpolated grid: dx=0.5000 mm, dy=0.5000 mm

Device Reference Point: 0, 0, -6.3 mm
Reference Value = 25.31 V/m; Power Drift = -0.03 dB
Applied MIF = -3.15 dB
RF audio interference level = 23.68 dBV/m
**Emission category: M4**

MIF scaled E-field

| | | |
|---|---|---|
| Grid 1 **M4** **23.55 dBV/m** | Grid 2 **M4** **26.9 dBV/m** | Grid 3 **M4** **25.58 dBV/m** |
| Grid 4 **M4** **23.24 dBV/m** | Grid 5 **M4** **23.68 dBV/m** | Grid 6 **M4** **21.35 dBV/m** |
| Grid 7 **M4** **20.5 dBV/m** | Grid 8 **M4** **22.22 dBV/m** | Grid 9 **M4** **21.32 dBV/m** |




0 dB = 22.14 V/m = 26.90 dBV/m

## Wi-Fi 5 GHz ANT 6

Communication System: UID 10069 - CAC, IEEE 802.11a/h WiFi 5 GHz (OFDM, 54 Mbps); Frequency: 5825 MHz; Duty Cycle: 1:11.3789
Phantom section: RF Section
DASY5 Configuration:
- Probe: EF3DV3 - SN4041; ConvF(1, 1, 1) @ 5825 MHz; Calibrated: 3/18/2020
- Sensor-Surface: (Fix Surface)
- Electronics: DAE4 Sn1357; Calibrated: 2/20/2020
- Phantom: HAC Test Arch with AMCC; Type: SD HAC P01 BB
- Measurement SW: DASY52, Version 52.10 (4);SEMCAD X Version 14.6.14 (7483)

### 802.11a (5.8 GHz) E-Field measurement/OFDM, 54 Mbps_ch 165/Hearing Aid Compatibility Test (101x101x1): Interpolated grid: dx=0.5000 mm, dy=0.5000 mm

Device Reference Point: 0, 0, -6.3 mm
Reference Value = 22.31 V/m; Power Drift = -0.05 dB
Applied MIF = -3.15 dB
RF audio interference level = 22.43 dBV/m
**Emission category: M4**

MIF scaled E-field

| | | |
|---|---|---|
| Grid 1 **M4** **22.78 dBV/m** | Grid 2 **M4** **25.69 dBV/m** | Grid 3 **M4** **24.26 dBV/m** |
| Grid 4 **M4** **22.07 dBV/m** | Grid 5 **M4** **22.43 dBV/m** | Grid 6 **M4** **20.26 dBV/m** |
| Grid 7 **M4** **19.79 dBV/m** | Grid 8 **M4** **21.24 dBV/m** | Grid 9 **M4** **20.26 dBV/m** |




0 dB = 19.26 V/m = 25.69 dBV/m

## LTE Band 48 ANT 7

Communication System: UID 10173 - CAG, LTE-TDD (SC-FDMA, 1 RB, 20 MHz, 16-QAM); Frequency: 3560 MHz; Duty Cycle: 1:8.8736
Phantom section: RF Section
DASY5 Configuration:
- Probe: EF3DV3 - SN4041; ConvF(1, 1, 1) @ 3560 MHz; Calibrated: 3/18/2020
- Sensor-Surface: (Fix Surface)
- Electronics: DAE4 Sn1357; Calibrated: 2/20/2020
- Phantom: HAC Test Arch with AMCC; Type: SD HAC P01 BB
- Measurement SW: DASY52, Version 52.10 (4);SEMCAD X Version 14.6.14 (7483)

## LTE Band 48 ANT 7 E-Field measurement/SC-FDMA 1RB 20 MHz 16QAM Ch. 55340/Hearing Aid Compatibility Test (101x101x1): Interpolated grid: dx=0.5000 mm, dy=0.5000 mm

Device Reference Point: 0, 0, -6.3 mm
Reference Value = 13.85 V/m; Power Drift = -0.09 dB
Applied MIF = -1.44 dB
RF audio interference level = 21.60 dBV/m
**Emission category: M4**

MIF scaled E-field

| | | |
|---|---|---|
| Grid 1 **M4** **22.91 dBV/m** | Grid 2 **M4** **21.08 dBV/m** | Grid 3 **M4** **16.01 dBV/m** |
| Grid 4 **M4** **23.37 dBV/m** | Grid 5 **M4** **21.6 dBV/m** | Grid 6 **M4** **17.61 dBV/m** |
| Grid 7 **M4** **22.78 dBV/m** | Grid 8 **M4** **20.62 dBV/m** | Grid 9 **M4** **18.81 dBV/m** |




0 dB = 14.74 V/m = 23.37 dBV/m

## LTE Band 48 ANT 7

Communication System: UID 10173 - CAG, LTE-TDD (SC-FDMA, 1 RB, 20 MHz, 16-QAM); Frequency: 3603.3 MHz; Duty Cycle: 1:8.8736
Phantom section: RF Section
DASY5 Configuration:
- Probe: EF3DV3 - SN4041; ConvF(1, 1, 1) @ 3603.3 MHz; Calibrated: 3/18/2020
- Sensor-Surface: (Fix Surface)
- Electronics: DAE4 Sn1357; Calibrated: 2/20/2020
- Phantom: HAC Test Arch with AMCC; Type: SD HAC P01 BB
- Measurement SW: DASY52, Version 52.10 (4);SEMCAD X Version 14.6.14 (7483)

## LTE Band 48 ANT 7 E-Field measurement/SC-FDMA 1RB 20 MHz 16QAM Ch. 55773/Hearing Aid Compatibility Test (101x101x1): Interpolated grid: dx=0.5000 mm, dy=0.5000 mm

Device Reference Point: 0, 0, -6.3 mm
Reference Value = 13.51 V/m; Power Drift = 0.08 dB
Applied MIF = -1.44 dB
RF audio interference level = 21.28 dBV/m
**Emission category: M4**

MIF scaled E-field

| | | |
|---|---|---|
| Grid 1 **M4** **21.41 dBV/m** | Grid 2 **M4** **20.75 dBV/m** | Grid 3 **M4** **17.25 dBV/m** |
| Grid 4 **M4** **22.14 dBV/m** | Grid 5 **M4** **21.28 dBV/m** | Grid 6 **M4** **17.71 dBV/m** |
| Grid 7 **M4** **21.72 dBV/m** | Grid 8 **M4** **20.54 dBV/m** | Grid 9 **M4** **18.99 dBV/m** |




0 dB = 12.79 V/m = 22.14 dBV/m

## LTE Band 48 ANT 7

Communication System: UID 10173 - CAG, LTE-TDD (SC-FDMA, 1 RB, 20 MHz, 16-QAM); Frequency: 3646.7 MHz; Duty Cycle: 1:8.8736
Phantom section: RF Section
DASY5 Configuration:
- Probe: EF3DV3 - SN4041; ConvF(1, 1, 1) @ 3646.7 MHz; Calibrated: 3/18/2020
- Sensor-Surface: (Fix Surface)
- Electronics: DAE4 Sn1357; Calibrated: 2/20/2020
- Phantom: HAC Test Arch with AMCC; Type: SD HAC P01 BB
- Measurement SW: DASY52, Version 52.10 (4);SEMCAD X Version 14.6.14 (7483)

## LTE Band 48 ANT 7 E-Field measurement/SC-FDMA 1RB 20 MHz 16QAM Ch. 56207/Hearing Aid Compatibility Test (101x101x1): Interpolated grid: dx=0.5000 mm, dy=0.5000 mm

Device Reference Point: 0, 0, -6.3 mm
Reference Value = 14.32 V/m; Power Drift = -0.08 dB
Applied MIF = -1.44 dB
RF audio interference level = 20.76 dBV/m
**Emission category: M4**

MIF scaled E-field

| | | |
|---|---|---|
| Grid 1 **M4** **21.65 dBV/m** | Grid 2 **M4** **19.99 dBV/m** | Grid 3 **M4** **16.97 dBV/m** |
| Grid 4 **M4** **22 dBV/m** | Grid 5 **M4** **20.76 dBV/m** | Grid 6 **M4** **17.97 dBV/m** |
| Grid 7 **M4** **21.29 dBV/m** | Grid 8 **M4** **20.17 dBV/m** | Grid 9 **M4** **18.15 dBV/m** |




0 dB = 12.59 V/m = 22.00 dBV/m

## LTE Band 48 ANT 7

Communication System: UID 10173 - CAG, LTE-TDD (SC-FDMA, 1 RB, 20 MHz, 16-QAM); Frequency: 3690 MHz; Duty Cycle: 1:8.8736
Phantom section: RF Section
DASY5 Configuration:
- Probe: EF3DV3 - SN4041; ConvF(1, 1, 1) @ 3690 MHz; Calibrated: 3/18/2020
- Sensor-Surface: (Fix Surface)
- Electronics: DAE4 Sn1357; Calibrated: 2/20/2020
- Phantom: HAC Test Arch with AMCC; Type: SD HAC P01 BB
- Measurement SW: DASY52, Version 52.10 (4);SEMCAD X Version 14.6.14 (7483)

## LTE Band 48 ANT 7 E-Field measurement/SC-FDMA 1RB 20 MHz 16QAM Ch. 56640/Hearing Aid Compatibility Test (101x101x1): Interpolated grid: dx=0.5000 mm, dy=0.5000 mm

Device Reference Point: 0, 0, -6.3 mm
Reference Value = 12.89 V/m; Power Drift = 0.01 dB
Applied MIF = -1.44 dB
RF audio interference level = 20.66 dBV/m
**Emission category: M4**

MIF scaled E-field

| | | |
|---|---|---|
| Grid 1 **M4** **21.12 dBV/m** | Grid 2 **M4** **19.98 dBV/m** | Grid 3 **M4** **16.91 dBV/m** |
| Grid 4 **M4** **21.17 dBV/m** | Grid 5 **M4** **20.66 dBV/m** | Grid 6 **M4** **17.55 dBV/m** |
| Grid 7 **M4** **20.35 dBV/m** | Grid 8 **M4** **19.97 dBV/m** | Grid 9 **M4** **17.65 dBV/m** |




0 dB = 11.45 V/m = 21.18 dBV/m

## LTE Band 48 ANT 8

Communication System: UID 10173 - CAG, LTE-TDD (SC-FDMA, 1 RB, 20 MHz, 16-QAM); Frequency: 3560 MHz; Duty Cycle: 1:8.8736
Phantom section: RF Section
DASY5 Configuration:
- Probe: EF3DV3 - SN4041; ConvF(1, 1, 1) @ 3560 MHz; Calibrated: 3/18/2020
- Sensor-Surface: (Fix Surface)
- Electronics: DAE4 Sn1357; Calibrated: 2/20/2020
- Phantom: HAC Test Arch with AMCC; Type: SD HAC P01 BB
- Measurement SW: DASY52, Version 52.10 (4);SEMCAD X Version 14.6.14 (7483)

## LTE Band 48 ANT 8 E-Field measurement/SC-FDMA 1RB 20 MHz 16QAM Ch. 55340/Hearing Aid Compatibility Test (101x101x1): Interpolated grid: dx=0.5000 mm, dy=0.5000 mm

Device Reference Point: 0, 0, -6.3 mm
Reference Value = 31.27 V/m; Power Drift = 0.10 dB
Applied MIF = -1.44 dB
RF audio interference level = 25.27 dBV/m
**Emission category: M4**

MIF scaled E-field

| | | |
|---|---|---|
| Grid 1 **M4** **24.8 dBV/m** | Grid 2 **M4** **25.64 dBV/m** | Grid 3 **M4** **24.61 dBV/m** |
| Grid 4 **M4** **23.92 dBV/m** | Grid 5 **M4** **25.27 dBV/m** | Grid 6 **M4** **24.49 dBV/m** |
| Grid 7 **M4** **23.02 dBV/m** | Grid 8 **M4** **23.81 dBV/m** | Grid 9 **M4** **22.82 dBV/m** |




0 dB = 19.15 V/m = 25.64 dBV/m

## LTE Band 48 ANT 8

Communication System: UID 10173 - CAG, LTE-TDD (SC-FDMA, 1 RB, 20 MHz, 16-QAM); Frequency: 3603.3 MHz; Duty Cycle: 1:8.8736
Phantom section: RF Section
DASY5 Configuration:
- Probe: EF3DV3 - SN4041; ConvF(1, 1, 1) @ 3603.3 MHz; Calibrated: 3/18/2020
- Sensor-Surface: (Fix Surface)
- Electronics: DAE4 Sn1357; Calibrated: 2/20/2020
- Phantom: HAC Test Arch with AMCC; Type: SD HAC P01 BB
- Measurement SW: DASY52, Version 52.10 (4);SEMCAD X Version 14.6.14 (7483)

## LTE Band 48 ANT 8 E-Field measurement/SC-FDMA 1RB 20 MHz 16QAM Ch. 55773/Hearing Aid Compatibility Test (101x101x1): Interpolated grid: dx=0.5000 mm, dy=0.5000 mm

Device Reference Point: 0, 0, -6.3 mm
Reference Value = 31.02 V/m; Power Drift = -0.06 dB
Applied MIF = -1.44 dB
RF audio interference level = 24.92 dBV/m
**Emission category: M4**

MIF scaled E-field

| | | |
|---|---|---|
| Grid 1 **M4** **24.33 dBV/m** | Grid 2 **M4** **25.4 dBV/m** | Grid 3 **M4** **24.49 dBV/m** |
| Grid 4 **M4** **23.31 dBV/m** | Grid 5 **M4** **24.92 dBV/m** | Grid 6 **M4** **24.19 dBV/m** |
| Grid 7 **M4** **22.69 dBV/m** | Grid 8 **M4** **23.98 dBV/m** | Grid 9 **M4** **23.32 dBV/m** |




0 dB = 18.62 V/m = 25.40 dBV/m

## LTE Band 48 ANT 8

Communication System: UID 10173 - CAG, LTE-TDD (SC-FDMA, 1 RB, 20 MHz, 16-QAM); Frequency: 3646.7 MHz; Duty Cycle: 1:8.8736
Phantom section: RF Section
DASY5 Configuration:
- Probe: EF3DV3 - SN4041; ConvF(1, 1, 1) @ 3646.7 MHz; Calibrated: 3/18/2020
- Sensor-Surface: (Fix Surface)
- Electronics: DAE4 Sn1357; Calibrated: 2/20/2020
- Phantom: HAC Test Arch with AMCC; Type: SD HAC P01 BB
- Measurement SW: DASY52, Version 52.10 (4);SEMCAD X Version 14.6.14 (7483)

## LTE Band 48 ANT 8 E-Field measurement/SC-FDMA 1RB 20 MHz 16QAM Ch. 56207/Hearing Aid Compatibility Test (101x101x1): Interpolated grid: dx=0.5000 mm, dy=0.5000 mm

Device Reference Point: 0, 0, -6.3 mm
Reference Value = 27.68 V/m; Power Drift = 0.10 dB
Applied MIF = -1.44 dB
RF audio interference level = 23.84 dBV/m
**Emission category: M4**

MIF scaled E-field

| | | |
|---|---|---|
| Grid 1 **M4** **23.62 dBV/m** | Grid 2 **M4** **24.8 dBV/m** | Grid 3 **M4** **24.04 dBV/m** |
| Grid 4 **M4** **21.98 dBV/m** | Grid 5 **M4** **23.84 dBV/m** | Grid 6 **M4** **22.82 dBV/m** |
| Grid 7 **M4** **21.75 dBV/m** | Grid 8 **M4** **23.29 dBV/m** | Grid 9 **M4** **22.38 dBV/m** |




0 dB = 17.37 V/m = 24.80 dBV/m

## LTE Band 48 ANT 8

Communication System: UID 10173 - CAG, LTE-TDD (SC-FDMA, 1 RB, 20 MHz, 16-QAM); Frequency: 3690 MHz; Duty Cycle: 1:8.8736
Phantom section: RF Section
DASY5 Configuration:
- Probe: EF3DV3 - SN4041; ConvF(1, 1, 1) @ 3690 MHz; Calibrated: 3/18/2020
- Sensor-Surface: (Fix Surface)
- Electronics: DAE4 Sn1357; Calibrated: 2/20/2020
- Phantom: HAC Test Arch with AMCC; Type: SD HAC P01 BB
- Measurement SW: DASY52, Version 52.10 (4);SEMCAD X Version 14.6.14 (7483)

## LTE Band 48 ANT 8 E-Field measurement/SC-FDMA 1RB 20 MHz 16QAM Ch. 56640/Hearing Aid Compatibility Test (101x101x1): Interpolated grid: dx=0.5000 mm, dy=0.5000 mm

Device Reference Point: 0, 0, -6.3 mm
Reference Value = 24.05 V/m; Power Drift = 0.14 dB
Applied MIF = -1.44 dB
RF audio interference level = 23.15 dBV/m
**Emission category: M4**

MIF scaled E-field

| | | |
|---|---|---|
| Grid 1 **M4** **24.21 dBV/m** | Grid 2 **M4** **24.85 dBV/m** | Grid 3 **M4** **23.59 dBV/m** |
| Grid 4 **M4** **21.45 dBV/m** | Grid 5 **M4** **23.15 dBV/m** | Grid 6 **M4** **22 dBV/m** |
| Grid 7 **M4** **21.25 dBV/m** | Grid 8 **M4** **22.85 dBV/m** | Grid 9 **M4** **21.79 dBV/m** |




0 dB = 17.48 V/m = 24.85 dBV/m

## LTE Band 48 ANT 9

Communication System: UID 10173 - CAG, LTE-TDD (SC-FDMA, 1 RB, 20 MHz, 16-QAM); Frequency: 3560 MHz; Duty Cycle: 1:8.8736
Phantom section: RF Section
DASY5 Configuration:
- Probe: EF3DV3 - SN4041; ConvF(1, 1, 1) @ 3560 MHz; Calibrated: 3/18/2020
- Sensor-Surface: (Fix Surface)
- Electronics: DAE4 Sn1357; Calibrated: 2/20/2020
- Phantom: HAC Test Arch with AMCC; Type: SD HAC P01 BB
- Measurement SW: DASY52, Version 52.10 (4);SEMCAD X Version 14.6.14 (7483)

## LTE Band 48 ANT 9 E-Field measurement/SC-FDMA 1RB 20 MHz 16QAM Ch. 55340/Hearing Aid Compatibility Test (101x101x1): Interpolated grid: dx=0.5000 mm, dy=0.5000 mm

Device Reference Point: 0, 0, -6.3 mm
Reference Value = 11.99 V/m; Power Drift = 0.10 dB
Applied MIF = -1.44 dB
RF audio interference level = 19.25 dBV/m
**Emission category: M4**

MIF scaled E-field

| | | |
|---|---|---|
| Grid 1 **M4** **22.26 dBV/m** | Grid 2 **M4** **19.25 dBV/m** | Grid 3 **M4** **18.69 dBV/m** |
| Grid 4 **M4** **21.1 dBV/m** | Grid 5 **M4** **18.33 dBV/m** | Grid 6 **M4** **17.26 dBV/m** |
| Grid 7 **M4** **20.23 dBV/m** | Grid 8 **M4** **17.88 dBV/m** | Grid 9 **M4** **14.82 dBV/m** |




0 dB = 12.97 V/m = 22.26 dBV/m

## LTE Band 48 ANT 9

Communication System: UID 10173 - CAG, LTE-TDD (SC-FDMA, 1 RB, 20 MHz, 16-QAM); Frequency: 3603.3 MHz; Duty Cycle: 1:8.8736
Phantom section: RF Section
DASY5 Configuration:
- Probe: EF3DV3 - SN4041; ConvF(1, 1, 1) @ 3603.3 MHz; Calibrated: 3/18/2020
- Sensor-Surface: (Fix Surface)
- Electronics: DAE4 Sn1357; Calibrated: 2/20/2020
- Phantom: HAC Test Arch with AMCC; Type: SD HAC P01 BB
- Measurement SW: DASY52, Version 52.10 (4);SEMCAD X Version 14.6.14 (7483)

## LTE Band 48 ANT 9 E-Field measurement/SC-FDMA 1RB 20 MHz 16QAM Ch. 55773/Hearing Aid Compatibility Test (101x101x1): Interpolated grid: dx=0.5000 mm, dy=0.5000 mm

Device Reference Point: 0, 0, -6.3 mm
Reference Value = 11.70 V/m; Power Drift = -0.18 dB
Applied MIF = -1.44 dB
RF audio interference level = 19.77 dBV/m
**Emission category: M4**

MIF scaled E-field

| | | |
|---|---|---|
| Grid 1 **M4** **22.04 dBV/m** | Grid 2 **M4** **19.66 dBV/m** | Grid 3 **M4** **19.77 dBV/m** |
| Grid 4 **M4** **21.35 dBV/m** | Grid 5 **M4** **19.29 dBV/m** | Grid 6 **M4** **19.19 dBV/m** |
| Grid 7 **M4** **20.74 dBV/m** | Grid 8 **M4** **18.69 dBV/m** | Grid 9 **M4** **17.54 dBV/m** |




0 dB = 12.64 V/m = 22.03 dBV/m

## LTE Band 48 ANT 9

Communication System: UID 10173 - CAG, LTE-TDD (SC-FDMA, 1 RB, 20 MHz, 16-QAM); Frequency: 3646.7 MHz; Duty Cycle: 1:8.8736
Phantom section: RF Section
DASY5 Configuration:
- Probe: EF3DV3 - SN4041; ConvF(1, 1, 1) @ 3646.7 MHz; Calibrated: 3/18/2020
- Sensor-Surface: (Fix Surface)
- Electronics: DAE4 Sn1357; Calibrated: 2/20/2020
- Phantom: HAC Test Arch with AMCC; Type: SD HAC P01 BB
- Measurement SW: DASY52, Version 52.10 (4);SEMCAD X Version 14.6.14 (7483)

## LTE Band 48 ANT 9 E-Field measurement/SC-FDMA 1RB 20 MHz 16QAM Ch. 56207/Hearing Aid Compatibility Test (101x101x1): Interpolated grid: dx=0.5000 mm, dy=0.5000 mm

Device Reference Point: 0, 0, -6.3 mm
Reference Value = 11.44 V/m; Power Drift = -0.05 dB
Applied MIF = -1.44 dB
RF audio interference level = 19.83 dBV/m
**Emission category: M4**

MIF scaled E-field

| | | |
|---|---|---|
| Grid 1 **M4** **21.9 dBV/m** | Grid 2 **M4** **19.77 dBV/m** | Grid 3 **M4** **18.94 dBV/m** |
| Grid 4 **M4** **22.2 dBV/m** | Grid 5 **M4** **19.83 dBV/m** | Grid 6 **M4** **18.69 dBV/m** |
| Grid 7 **M4** **21.22 dBV/m** | Grid 8 **M4** **18.94 dBV/m** | Grid 9 **M4** **17.71 dBV/m** |




0 dB = 12.89 V/m = 22.21 dBV/m

## LTE Band 48 ANT 9

Communication System: UID 10173 - CAG, LTE-TDD (SC-FDMA, 1 RB, 20 MHz, 16-QAM); Frequency: 3690 MHz; Duty Cycle: 1:8.8736
Phantom section: RF Section
DASY5 Configuration:
- Probe: EF3DV3 - SN4041; ConvF(1, 1, 1) @ 3690 MHz; Calibrated: 3/18/2020
- Sensor-Surface: (Fix Surface)
- Electronics: DAE4 Sn1357; Calibrated: 2/20/2020
- Phantom: HAC Test Arch with AMCC; Type: SD HAC P01 BB
- Measurement SW: DASY52, Version 52.10 (4);SEMCAD X Version 14.6.14 (7483)

## LTE Band 48 ANT 9 E-Field measurement/SC-FDMA 1RB 20 MHz 16QAM Ch. 56640/Hearing Aid Compatibility Test (101x101x1): Interpolated grid: dx=0.5000 mm, dy=0.5000 mm

Device Reference Point: 0, 0, -6.3 mm
Reference Value = 10.95 V/m; Power Drift = -0.04 dB
Applied MIF = -1.44 dB
RF audio interference level = 19.37 dBV/m
**Emission category: M4**

MIF scaled E-field

| | | |
|---|---|---|
| Grid 1 **M4** **21.37 dBV/m** | Grid 2 **M4** **18.81 dBV/m** | Grid 3 **M4** **18.48 dBV/m** |
| Grid 4 **M4** **21.36 dBV/m** | Grid 5 **M4** **19.37 dBV/m** | Grid 6 **M4** **18.22 dBV/m** |
| Grid 7 **M4** **20.74 dBV/m** | Grid 8 **M4** **18.54 dBV/m** | Grid 9 **M4** **16.97 dBV/m** |




0 dB = 11.71 V/m = 21.37 dBV/m