MID CHANNEL, CH 6 RESULTS

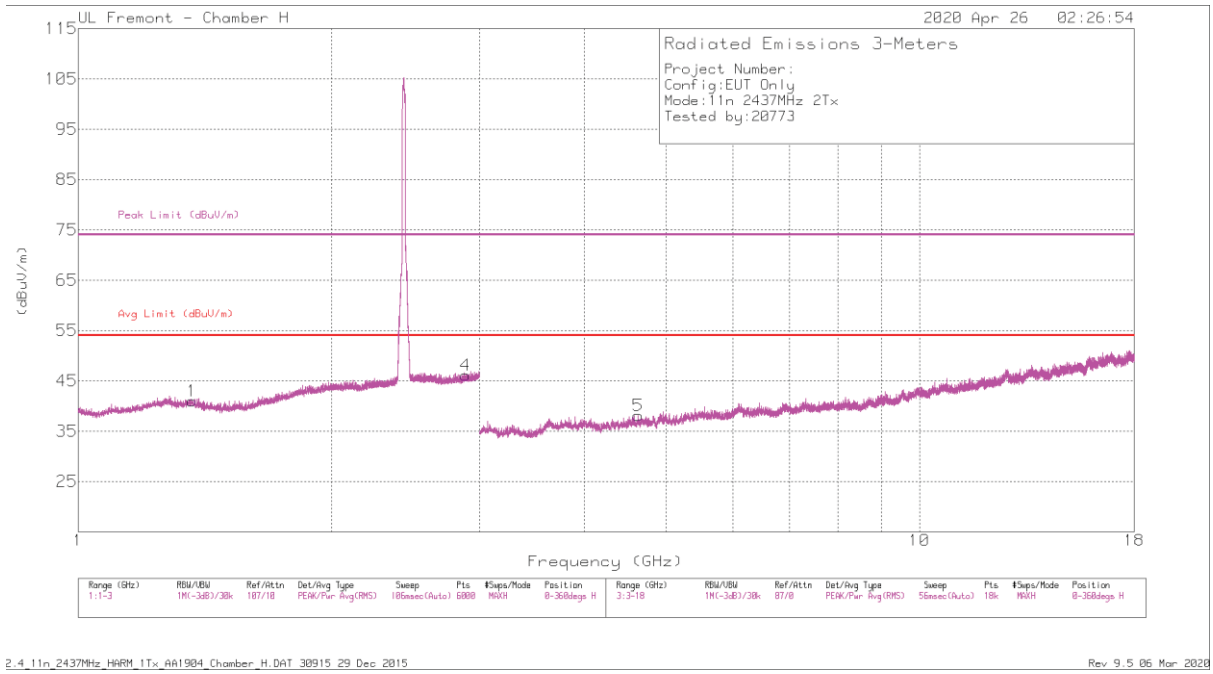

HORIZONTAL

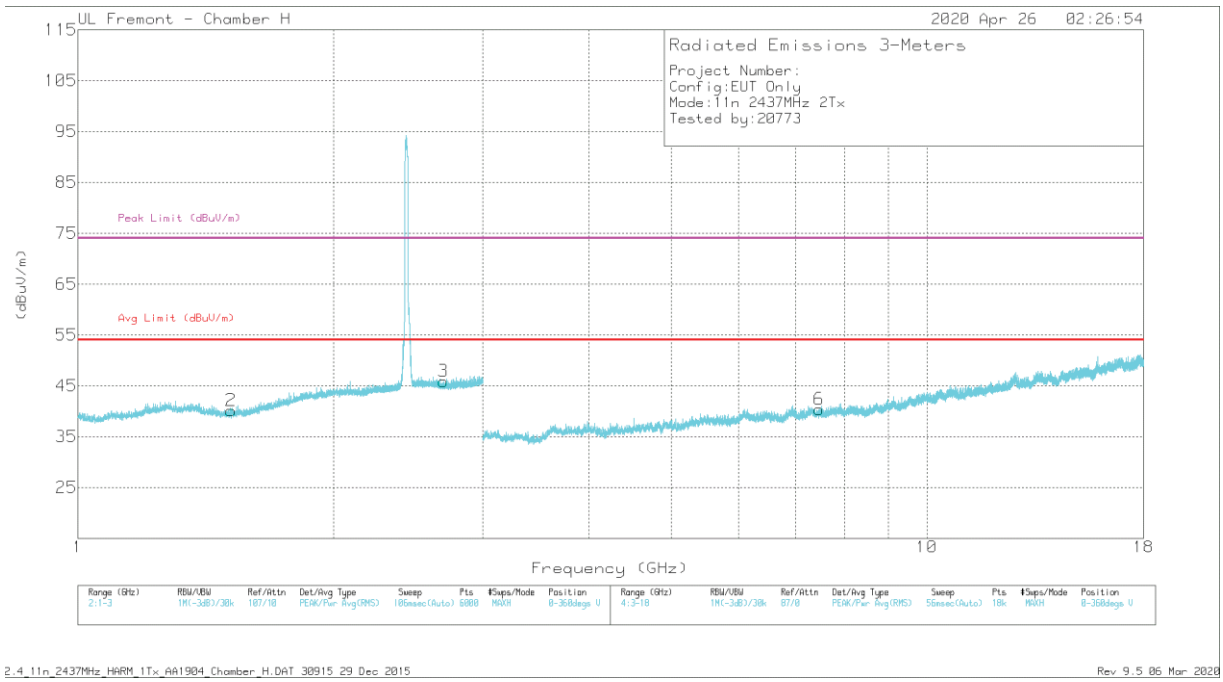

VERTICAL

UL VERIFICATION SERVICES INC.
47173 Benicia Street, Fremont, CA 94538; USA TEL:(510) 319-4000 FAX:(510) 661-0888
This report shall not be reproduced except in full, without the written approval of UL Verification Services Inc.

RADIATED EMISSIONS

Marker	Frequency (GHz)	Meter Reading (dBuV)	Det	AF T863 (dB/m)	Amp/Cbl/Fltr/Pad (dB)	Corrected Reading (dBuV/m)	Avg Limit (dBuV/m)	Margin (dB)	Peak Limit (dBuV/m)	PK Margin (dB)	Azimuth (Degs)	Height (cm)	Polarity
1	* 1.36424	45.14	PK2	29.1	-25.5	48.74	-	-	74	-25.26	272	182	H
	* 1.36725	33.42	MAv1	29	-25.5	36.92	54	-17.08	-	-	272	182	H
4	* 2.88518	43.71	PK2	32.5	-23.4	52.81	-	-	74	-21.19	309	200	H
	* 2.88474	32.56	MAv1	32.5	-23.4	41.66	54	-12.34	-	-	309	200	H
2	* 1.51649	44.93	PK2	27.8	-25.1	47.63	-	-	74	-26.37	114	251	V
	* 1.51277	33.13	MAv1	27.8	-25.1	35.83	54	-18.17	-	-	114	251	V
3	* 2.69485	44.58	PK2	32	-23.5	53.08	-	-	74	-20.92	180	310	V
	* 2.69524	32.69	MAv1	32	-23.5	41.19	54	-12.81	-	-	180	310	V
5	* 4.62811	42.54	PK2	34.2	-31.1	45.64	-	-	74	-28.36	6	362	H
	* 4.62994	30.81	MAv1	34.2	-31.1	33.91	54	-20.09	-	-	6	362	H
6	* 7.46188	39.25	PK2	36.1	-28	47.35	-	-	74	-26.65	162	111	V
	* 7.46472	28.26	MAv1	36.1	-28.1	36.26	54	-17.74	-	-	162	111	V

* - indicates frequency in CFR47 Pt 15 / IC RSS-Restricted Band
PK2 - KDB558074 Method: Maximum Peak
MAv1 - KDB558074 Option 1 Maximum RMS Average

UL VERIFICATION SERVICES INC.
47173 Benicia Street, Fremont, CA 94538; USA TEL:(510) 319-4000 FAX:(510) 661-0888
This report shall not be reproduced except in full, without the written approval of UL Verification Services Inc.

HIGH CHANNEL, CH 13 RESULTS

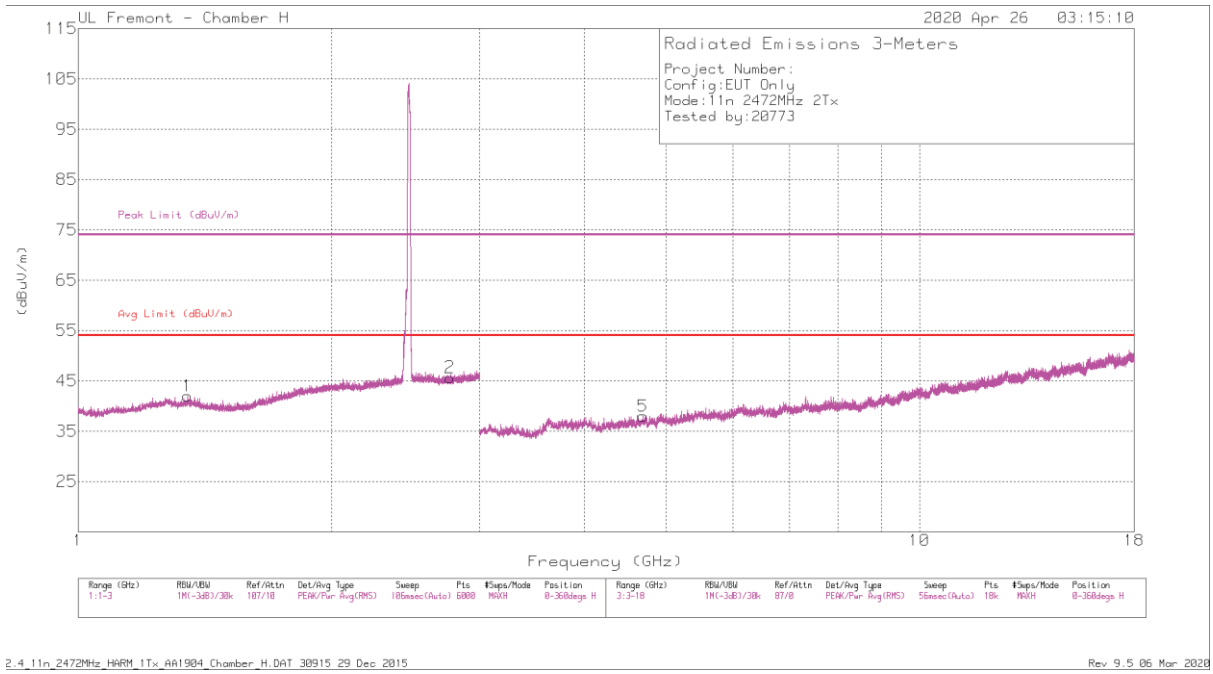

HORIZONTAL

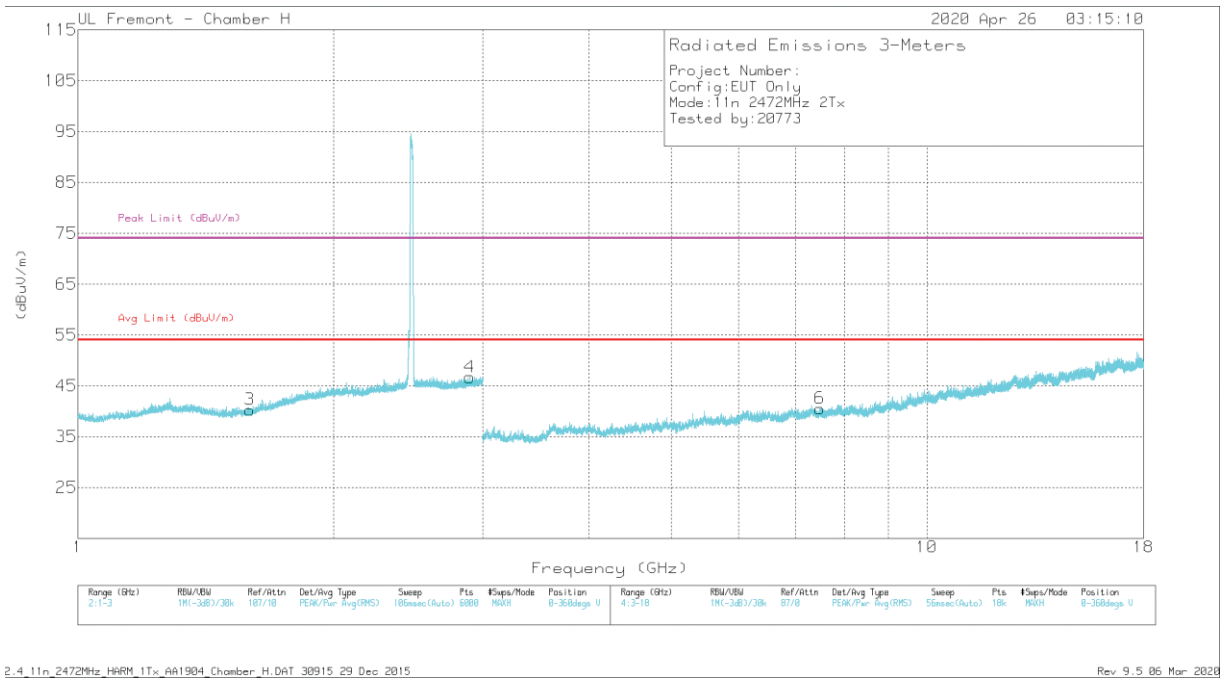

VERTICAL

UL VERIFICATION SERVICES INC.
47173 Benicia Street, Fremont, CA 94538; USA TEL:(510) 319-4000 FAX:(510) 661-0888
This report shall not be reproduced except in full, without the written approval of UL Verification Services Inc.

RADIATED EMISSIONS

Marker	Frequency (GHz)	Meter Reading (dBuV)	Det	AF T863 (dB/m)	Amp/Cbl/Fltr/Pad (dB)	Corrected Reading (dBuV/m)	Avg Limit (dBuV/m)	Margin (dB)	Peak Limit (dBuV/m)	PK Margin (dB)	Azimuth (Degs)	Height (cm)	Polarity
1	* 1.3507	44.99	PK2	29	-25.4	48.59	-	-	74	-25.41	318	151	H
	* 1.34943	33.42	MAv1	29	-25.4	37.02	54	-16.98	-	-	318	151	H
2	* 2.76454	44.49	PK2	32.2	-23.5	53.19	-	-	74	-20.81	23	218	H
	* 2.76317	32.66	MAv1	32.2	-23.5	41.36	54	-12.64	-	-	23	218	H
3	* 1.59255	44.82	PK2	28	-24.9	47.92	-	-	74	-26.08	132	356	V
	* 1.59252	33.04	MAv1	28	-24.9	36.14	54	-17.86	-	-	132	356	V
4	* 2.89587	44.06	PK2	32.6	-23.3	53.36	-	-	74	-20.64	161	200	V
	* 2.89386	32.56	MAv1	32.6	-23.3	41.86	54	-12.14	-	-	161	200	V
5	* 4.69522	41.65	PK2	34.3	-31	44.95	-	-	74	-29.05	222	118	H
	* 4.69242	30.52	MAv1	34.3	-31	33.82	54	-20.18	-	-	222	118	H
6	* 7.48177	39.63	PK2	36.2	-28.1	47.73	-	-	74	-26.27	105	179	V
	* 7.48033	28.43	MAv1	36.2	-28.1	36.53	54	-17.47	-	-	105	179	V

* - indicates frequency in CFR47 Pt 15 / IC RSS-Restricted Band
PK2 - KDB558074 Method: Maximum Peak
MAv1 - KDB558074 Option 1 Maximum RMS Average

UL VERIFICATION SERVICES INC.
47173 Benicia Street, Fremont, CA 94538; USA TEL:(510) 319-4000 FAX:(510) 661-0888
This report shall not be reproduced except in full, without the written approval of UL Verification Services Inc.

10.1.3. TX ABOVE 1 GHz 802.11ax HE20 MODE IN THE 2.4 GHz BAND

ANT 4: 26-Tone, RU Index 0

BANDEDGE (LOW CHANNEL, CH 1)

HORIZONTAL RESULT

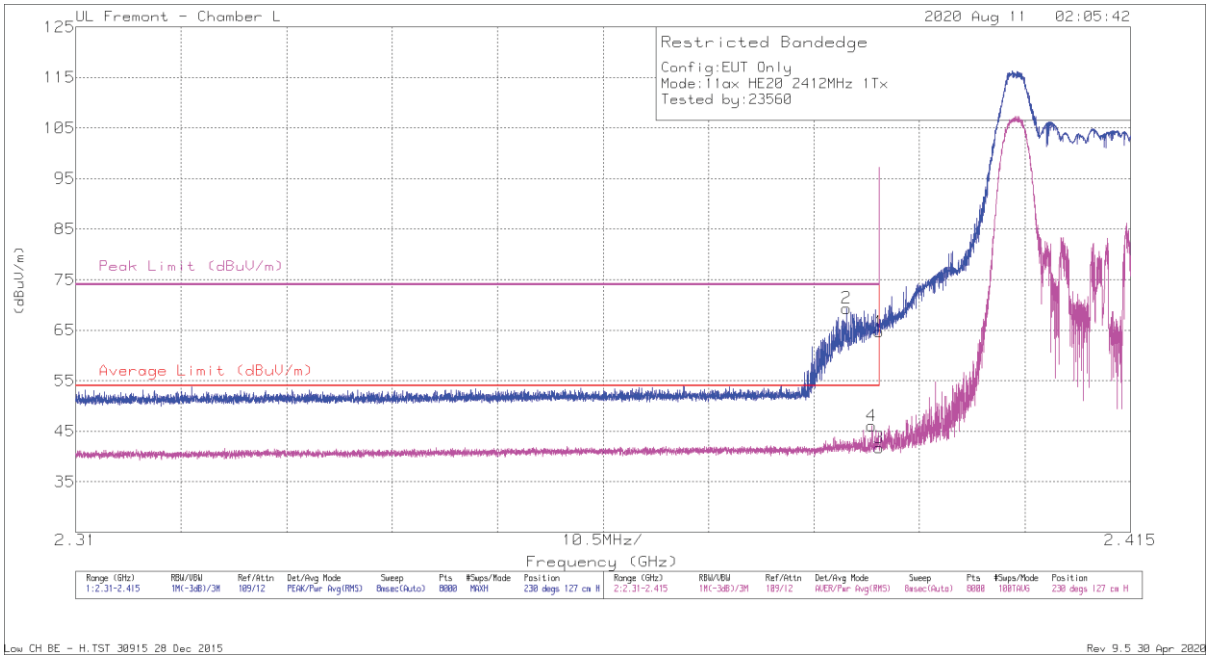

Marker	Frequency (GHz)	Meter Reading (dBuV)	Det	AF 344 (dB/m)	Amp/Cbl/Fltr/Pad (dB)	Corrected Reading (dBuV/m)	Average Limit (dBuV/m)	Margin (dB)	Peak Limit (dBuV/m)	PK Margin (dB)	Azimuth (Degs)	Height (cm)	Polarity
1	* 2.39	45.88	Pk	31.9	-13.1	64.68	-	-	74	-9.32	230	127	H
2	* 2.38673	50.65	Pk	31.8	-13.1	69.35	-	-	74	-4.65	230	127	H
3	* 2.39	22.91	RMS	31.9	-13.1	41.71	54	-12.29	-	-	230	127	H
4	* 2.38923	27.25	RMS	31.9	-13.1	46.05	54	-7.95	-	-	230	127	H

UL VERIFICATION SERVICES INC.
47173 Benicia Street, Fremont, CA 94538; USA TEL:(510) 319-4000 FAX:(510) 661-0888
This report shall not be reproduced except in full, without the written approval of UL Verification Services Inc.

VERTICAL RESULT

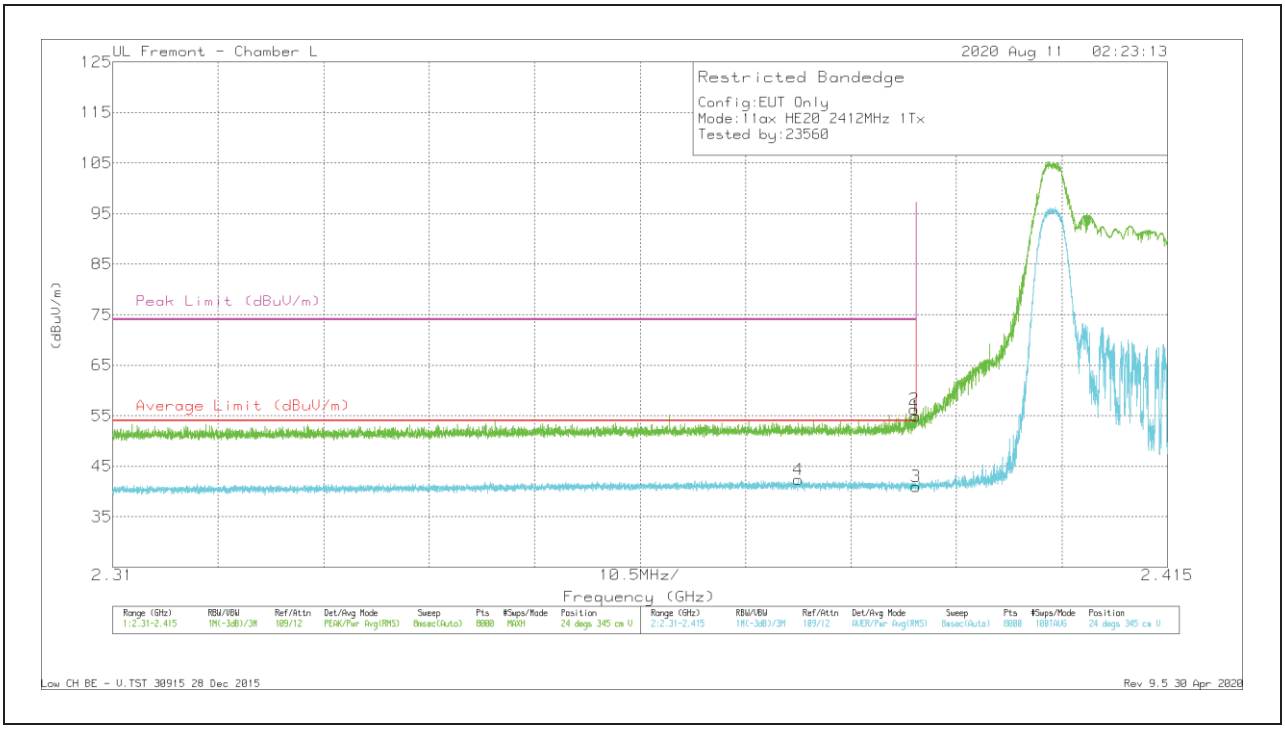

Marker	Frequency (GHz)	Meter Reading (dBuV)	Det	AF 344 (dB/m)	Amp/Cbl/Fltr/Pad (dB)	Corrected Reading (dBuV/m)	Average Limit (dBuV/m)	Margin (dB)	Peak Limit (dBuV/m)	PK Margin (dB)	Azimuth (Degs)	Height (cm)	Polarity
1	* 2.39	36.14	Pk	31.9	-13.1	54.94	-	-	74	-19.06	24	345	V
2	* 2.3898	37.5	Pk	31.9	-13.1	56.3	-	-	74	-17.7	24	345	V
3	* 2.39	22.22	RMS	31.9	-13.1	41.02	54	-12.98	-	-	24	345	V
4	* 2.37826	23.53	RMS	31.8	-13	42.33	54	-11.67	-	-	24	345	V

UL VERIFICATION SERVICES INC.
47173 Benicia Street, Fremont, CA 94538; USA TEL:(510) 319-4000 FAX:(510) 661-0888
This report shall not be reproduced except in full, without the written approval of UL Verification Services Inc.

BANDEDGE (LOW CHANNEL, CH 2)

HORIZONTAL RESULT

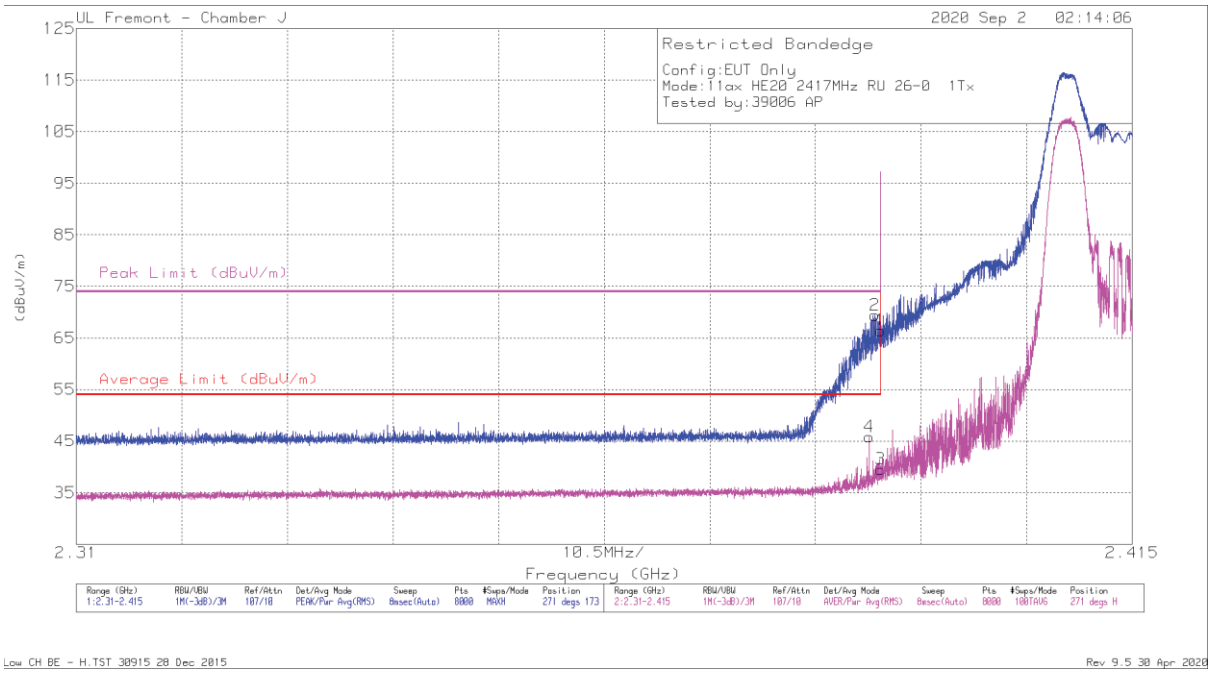

Marker	Frequency (GHz)	Meter Reading (dBuV)	Det	AF T963 (dB/m)	Amp/Cbl/Flt r/Pad (dB)	Corrected Reading (dBuV/m)	Average Limit (dBuV/m)	Margin (dB)	Peak Limit (dBuV/m)	PK Margin (dB)	Azimuth (Degs)	Height (cm)	Polarity
1	2.39	51.66	Pk	29	-14.2	66.46	-	-	74	-7.54	271	173	H
2	2.38942	54.61	Pk	29	-14.2	69.41	-	-	74	-4.59	271	173	H
3	2.39	24.74	RMS	29	-14.2	39.54	54	-14.46	-	-	271	173	H
4	2.38884	31.03	RMS	29	-14.2	45.83	54	-8.17	-	-	271	173	H

Pk - Peak detector
RMS - RMS detection

UL VERIFICATION SERVICES INC.
47173 Benicia Street, Fremont, CA 94538; USA TEL:(510) 319-4000 FAX:(510) 661-0888
This report shall not be reproduced except in full, without the written approval of UL Verification Services Inc.

VERTICAL RESULT

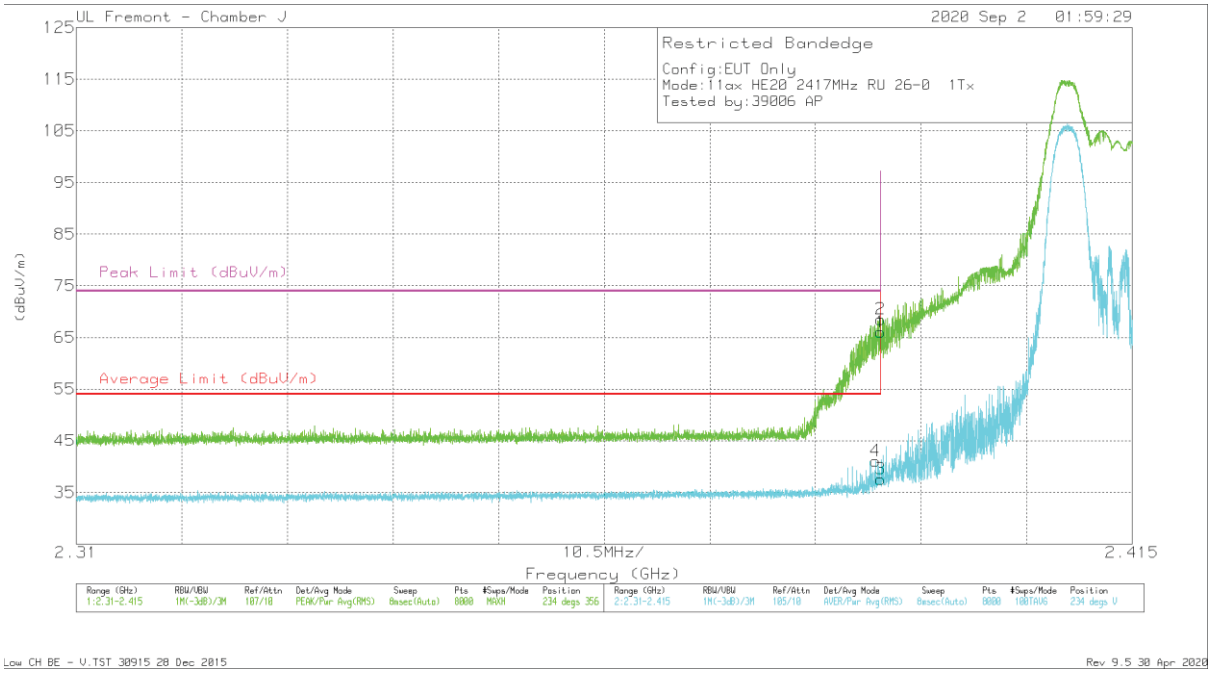

Marker	Frequency (GHz)	Meter Reading (dBuV)	Det	AF T963 (dB/m)	Amp/Cbl/Flt r/Pad (dB)	Corrected Reading (dBuV/m)	Average Limit (dBuV/m)	Margin (dB)	Peak Limit (dBuV/m)	PK Margin (dB)	Azimuth (Degs)	Height (cm)	Polarity
1	2.39	51.23	Pk	29	-14.2	66.03	-	-	74	-7.97	234	356	V
2	2.38997	53.73	Pk	29	-14.2	68.53	-	-	74	-5.47	234	356	V
3	2.39	22.78	RMS	29	-14.2	37.58	54	-16.42	-	-	234	356	V
4	2.38946	26.27	RMS	29	-14.2	41.07	54	-12.93	-	-	234	356	V

Pk - Peak detector
RMS - RMS detection

UL VERIFICATION SERVICES INC.
47173 Benicia Street, Fremont, CA 94538; USA TEL:(510) 319-4000 FAX:(510) 661-0888
This report shall not be reproduced except in full, without the written approval of UL Verification Services Inc.

BANDEDGE (LOW CHANNEL, CH 3)

HORIZONTAL RESULT

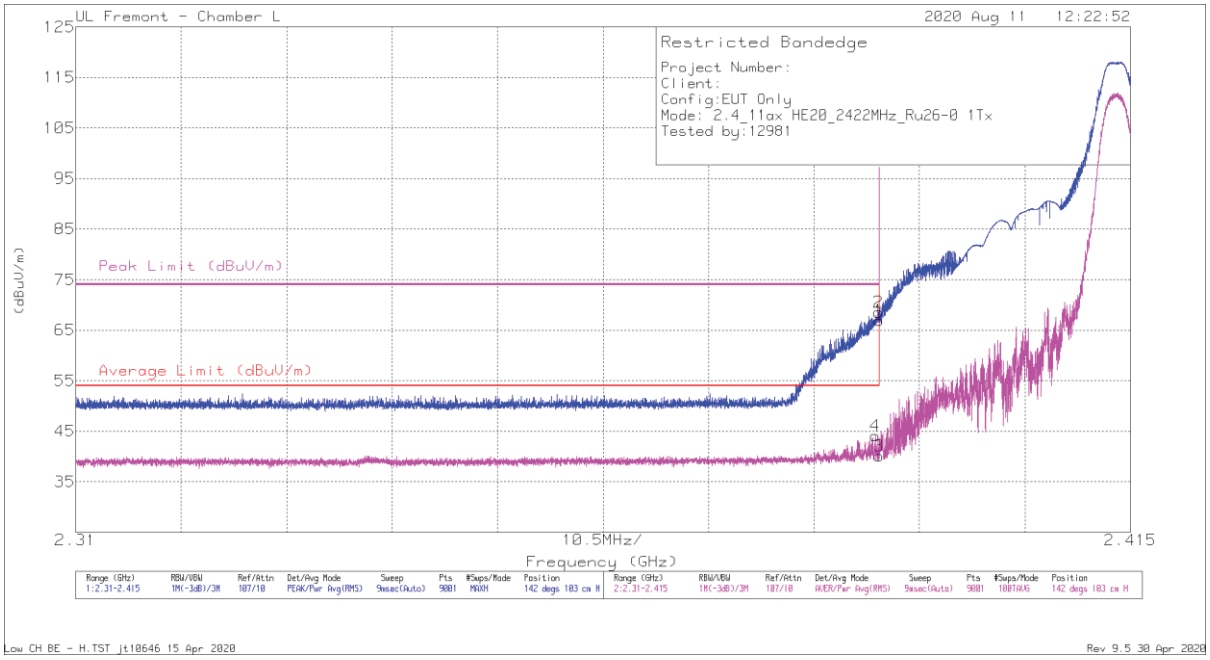

Marker	Frequency (GHz)	Meter Reading (dBuV)	Det	AF 344 (dB/m)	Amp/Cbl/Fltr/Pad (dB)	Corrected Reading (dBuV/m)	Average Limit (dBuV/m)	Margin (dB)	Peak Limit (dBuV/m)	PK Margin (dB)	Azimuth (Degs)	Height (cm)	Polarity
1	* 2.38999	56.08	Pk	31.9	-21.1	66.88	-	-	74	-7.12	142	103	H
2	* 2.38992	57.77	Pk	31.9	-21.1	68.57	-	-	74	-5.43	142	103	H
3	* 2.38999	29.34	RMS	31.9	-21.1	40.14	54	-13.86	-	-	142	103	H
4	* 2.38962	33.26	RMS	31.9	-21.1	44.06	54	-9.94	-	-	142	103	H

UL VERIFICATION SERVICES INC.
47173 Benicia Street, Fremont, CA 94538; USA TEL:(510) 319-4000 FAX:(510) 661-0888
This report shall not be reproduced except in full, without the written approval of UL Verification Services Inc.

VERTICAL RESULT

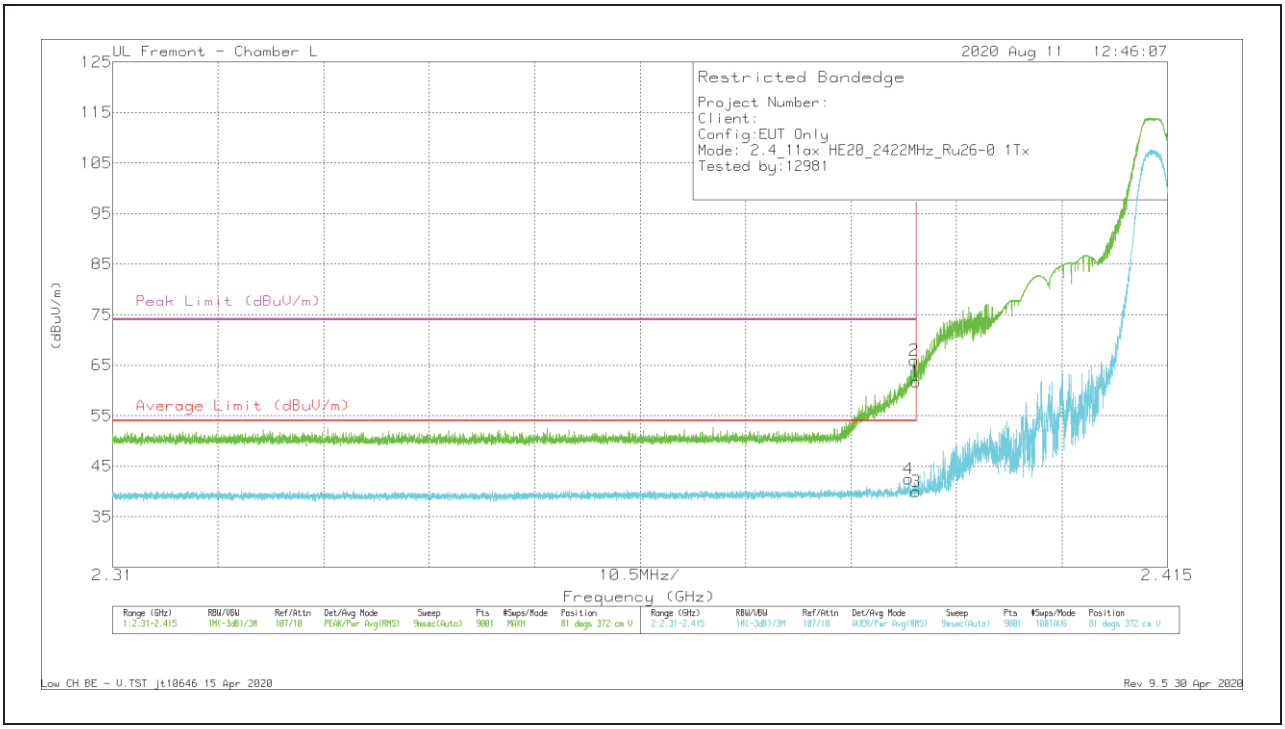

Marker	Frequency (GHz)	Meter Reading (dBuV)	Det	AF 344 (dB/m)	Amp/Cbl/Fltr/Pad (dB)	Corrected Reading (dBuV/m)	Average Limit (dBuV/m)	Margin (dB)	Peak Limit (dBuV/m)	PK Margin (dB)	Azimuth (Degs)	Height (cm)	Polarity
1	* 2.38999	50.87	Pk	31.9	-21.1	61.67	-	-	74	-12.33	81	372	V
2	* 2.38977	55.1	Pk	31.9	-21.1	65.9	-	-	74	-8.1	81	372	V
3	* 2.38999	29.15	RMS	31.9	-21.1	39.95	54	-14.05	-	-	81	372	V
4	* 2.38925	31.65	RMS	31.9	-21.1	42.45	54	-11.55	-	-	81	372	V

UL VERIFICATION SERVICES INC.
47173 Benicia Street, Fremont, CA 94538; USA TEL:(510) 319-4000 FAX:(510) 661-0888
This report shall not be reproduced except in full, without the written approval of UL Verification Services Inc.

BANDEDGE (HIGH CHANNEL, CH 9)

HORIZONTAL RESULT

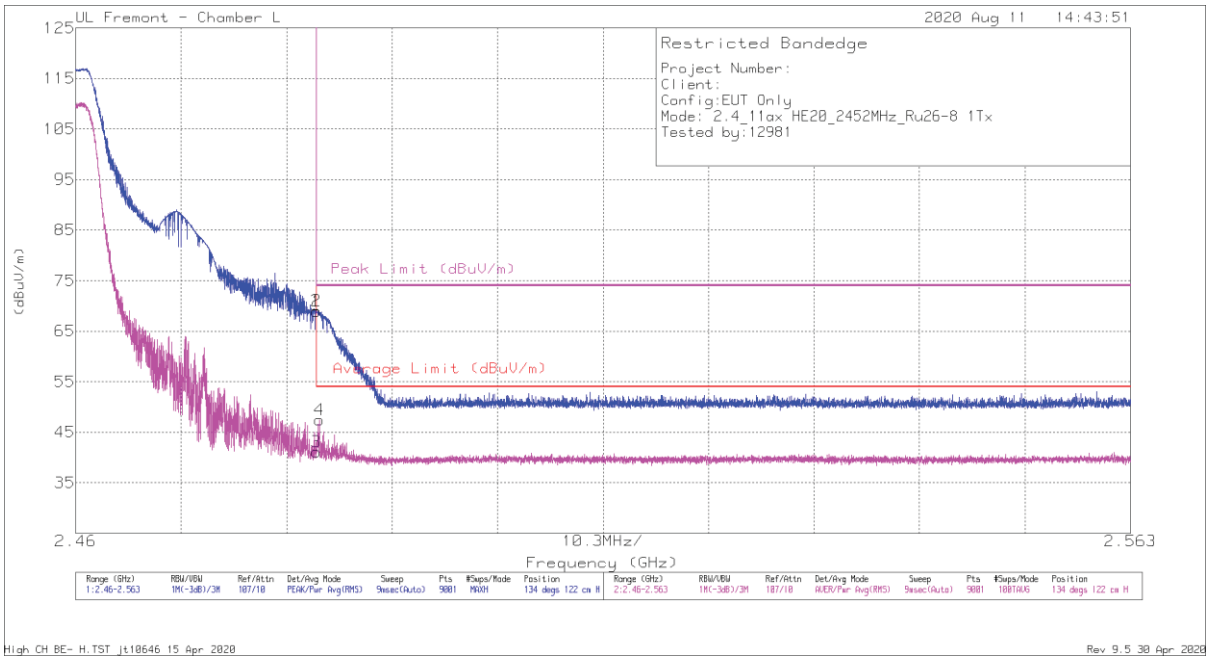

Marker	Frequency (GHz)	Meter Reading (dBuV)	Det	AF 344 (dB/m)	Amp/Cbl/Fltr/Pad (dB)	Corrected Reading (dBuV/m)	Average Limit (dBuV/m)	Margin (dB)	Peak Limit (dBuV/m)	PK Margin (dB)	Azimuth (Degs)	Height (cm)	Polarity
1	* 2.48351	57.55	Pk	32.3	-20.9	68.95	-	-	74	-5.05	134	122	H
2	* 2.48352	57.58	Pk	32.3	-20.9	68.98	-	-	74	-5.02	134	122	H
3	* 2.48351	29.71	RMS	32.3	-20.9	41.11	54	-12.89	-	-	134	122	H
4	* 2.48378	36.04	RMS	32.3	-20.9	47.44	54	-6.56	-	-	134	122	H

UL VERIFICATION SERVICES INC.
47173 Benicia Street, Fremont, CA 94538; USA TEL:(510) 319-4000 FAX:(510) 661-0888
This report shall not be reproduced except in full, without the written approval of UL Verification Services Inc.

VERTICAL RESULT

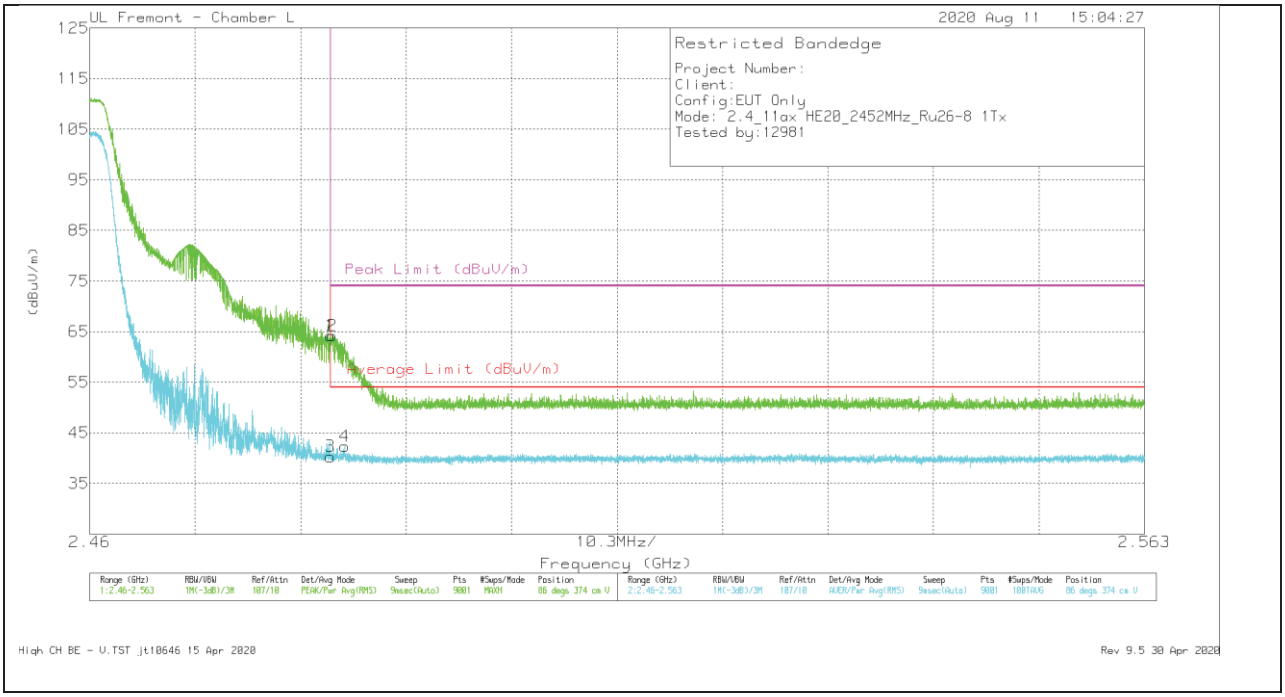

Marker	Frequency (GHz)	Meter Reading (dBuV)	Det	AF 344 (dB/m)	Amp/Cbl/Fltr/Pad (dB)	Corrected Reading (dBuV/m)	Average Limit (dBuV/m)	Margin (dB)	Peak Limit (dBuV/m)	PK Margin (dB)	Azimuth (Degs)	Height (cm)	Polarity
1	* 2.48351	52.79	Pk	32.3	-20.9	64.19	-	-	74	-9.81	86	374	V
2	* 2.48367	52.75	Pk	32.3	-20.9	64.15	-	-	74	-9.85	86	374	V
3	* 2.48351	28.9	RMS	32.3	-20.9	40.3	54	-13.7	-	-	86	374	V
4	* 2.4849	30.99	RMS	32.3	-20.9	42.39	54	-11.61	-	-	86	374	V

UL VERIFICATION SERVICES INC.
47173 Benicia Street, Fremont, CA 94538; USA TEL:(510) 319-4000 FAX:(510) 661-0888
This report shall not be reproduced except in full, without the written approval of UL Verification Services Inc.

BANDEDGE (HIGH CHANNEL, CH 10)

HORIZONTAL RESULT

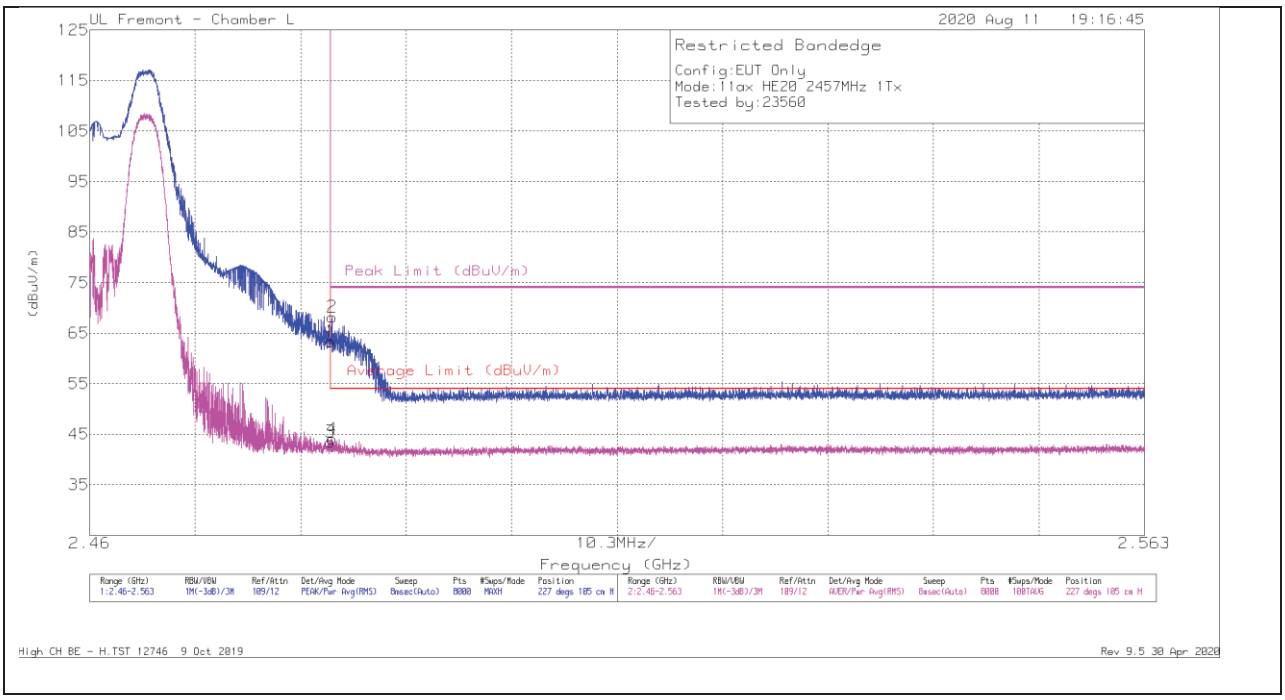

Marker	Frequency (GHz)	Meter Reading (dBuV)	Det	AF 344 (dB/m)	Amp/Cbl/Fltr/Pad (dB)	Corrected Reading (dBuV/m)	Average Limit (dBuV/m)	Margin (dB)	Peak Limit (dBuV/m)	PK Margin (dB)	Azimuth (Degs)	Height (cm)	Polarity
1	* 2.4835	43.99	Pk	32.3	-12.9	63.39	-	-	74	-10.61	227	105	H
2	* 2.48369	48.83	Pk	32.3	-12.9	68.23	-	-	74	-5.77	227	105	H
3	* 2.4835	24.12	RMS	32.3	-12.9	43.52	54	-10.48	-	-	227	105	H
4	* 2.48371	24.7	RMS	32.3	-12.9	44.1	54	-9.9	-	-	227	105	H

UL VERIFICATION SERVICES INC.
47173 Benicia Street, Fremont, CA 94538; USA TEL:(510) 319-4000 FAX:(510) 661-0888
This report shall not be reproduced except in full, without the written approval of UL Verification Services Inc.

VERTICAL RESULT

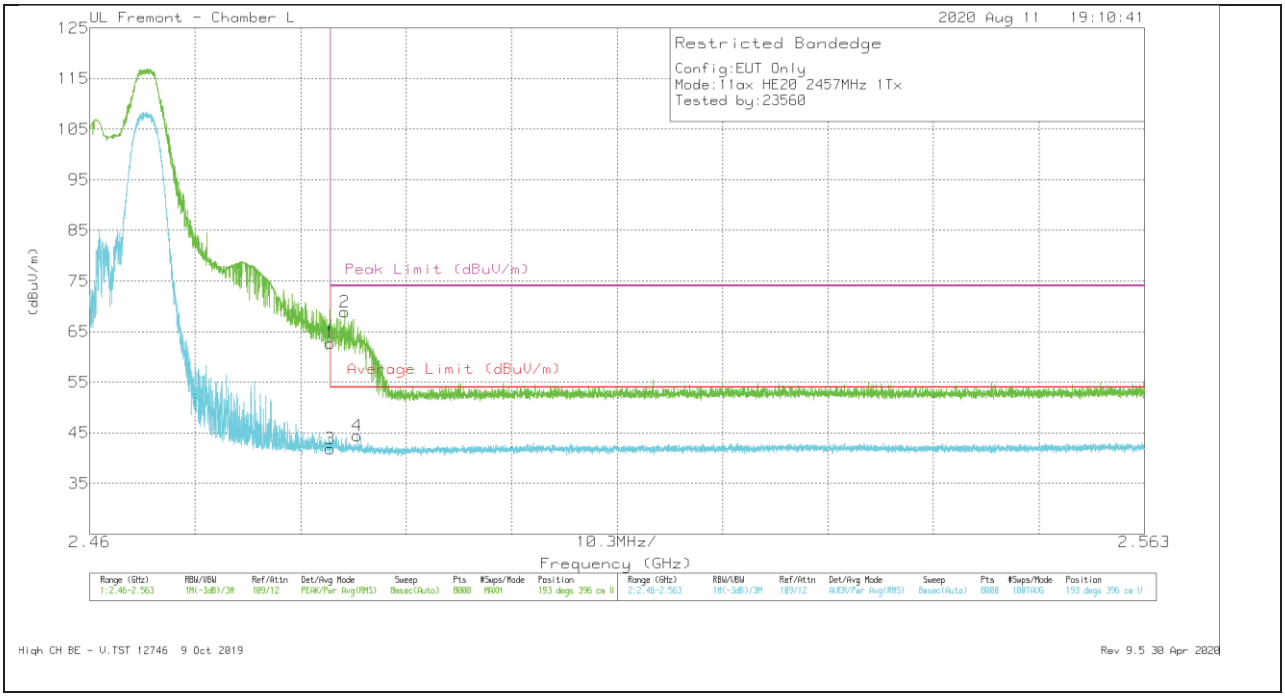

Marker	Frequency (GHz)	Meter Reading (dBuV)	Det	AF 344 (dB/m)	Amp/Cbl/Fltr/Pad (dB)	Corrected Reading (dBuV/m)	Average Limit (dBuV/m)	Margin (dB)	Peak Limit (dBuV/m)	PK Margin (dB)	Azimuth (Degs)	Height (cm)	Polarity
1	* 2.4835	43.37	Pk	32.3	-12.9	62.77	-	-	74	-11.23	193	396	V
2	* 2.48489	49.53	Pk	32.3	-12.9	68.93	-	-	74	-5.07	193	396	V
3	* 2.4835	22.42	RMS	32.3	-12.9	41.82	54	-12.18	-	-	193	396	V
4	* 2.48613	25	RMS	32.3	-12.9	44.4	54	-9.6	-	-	193	396	V

UL VERIFICATION SERVICES INC.
47173 Benicia Street, Fremont, CA 94538; USA TEL:(510) 319-4000 FAX:(510) 661-0888
This report shall not be reproduced except in full, without the written approval of UL Verification Services Inc.

BANDEDGE (HIGH CHANNEL, CH 11)

HORIZONTAL RESULT

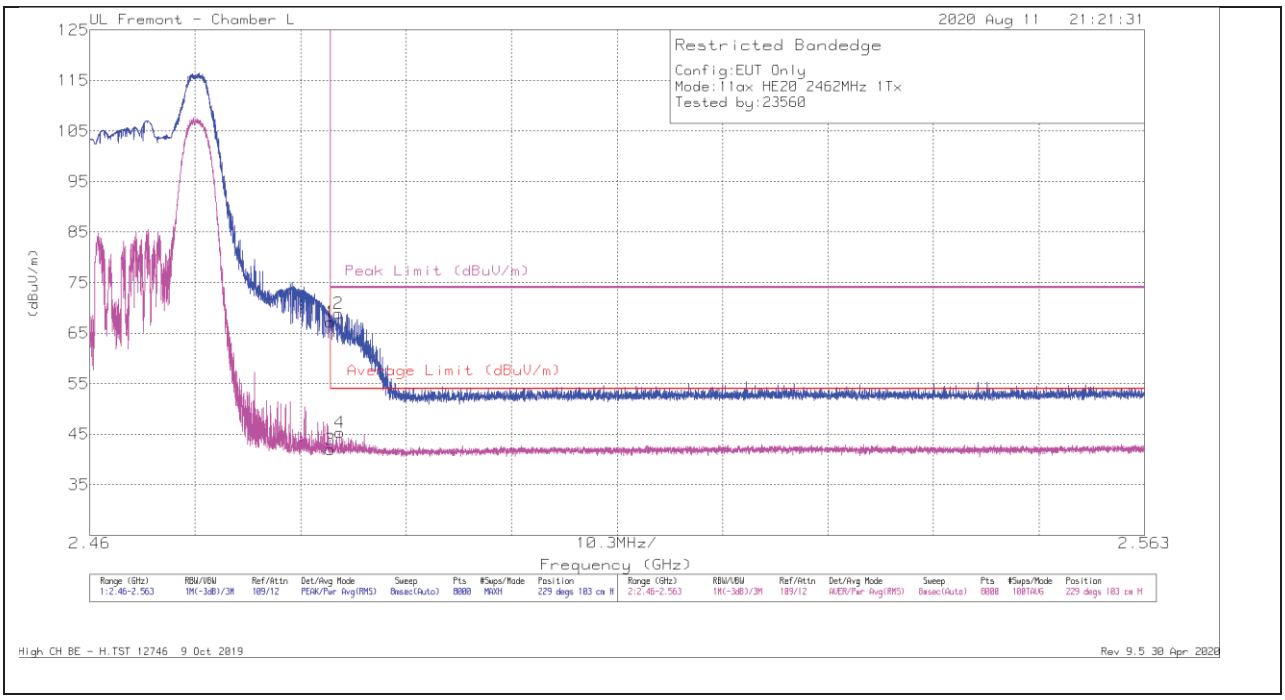

Marker	Frequency (GHz)	Meter Reading (dBuV)	Det	AF 344 (dB/m)	Amp/Cbl/Fltr/Pad (dB)	Corrected Reading (dBuV/m)	Average Limit (dBuV/m)	Margin (dB)	Peak Limit (dBuV/m)	PK Margin (dB)	Azimuth (Degs)	Height (cm)	Polarity
1	* 2.4835	47.82	Pk	32.3	-12.9	67.22	-	-	74	-6.78	229	103	H
2	* 2.48429	49.57	Pk	32.3	-12.9	68.97	-	-	74	-5.03	229	103	H
3	* 2.4835	22.56	RMS	32.3	-12.9	41.96	54	-12.04	-	-	229	103	H
4	* 2.48443	25.94	RMS	32.3	-12.9	45.34	54	-8.66	-	-	229	103	H

UL VERIFICATION SERVICES INC.
47173 Benicia Street, Fremont, CA 94538; USA TEL:(510) 319-4000 FAX:(510) 661-0888
This report shall not be reproduced except in full, without the written approval of UL Verification Services Inc.

VERTICAL RESULT

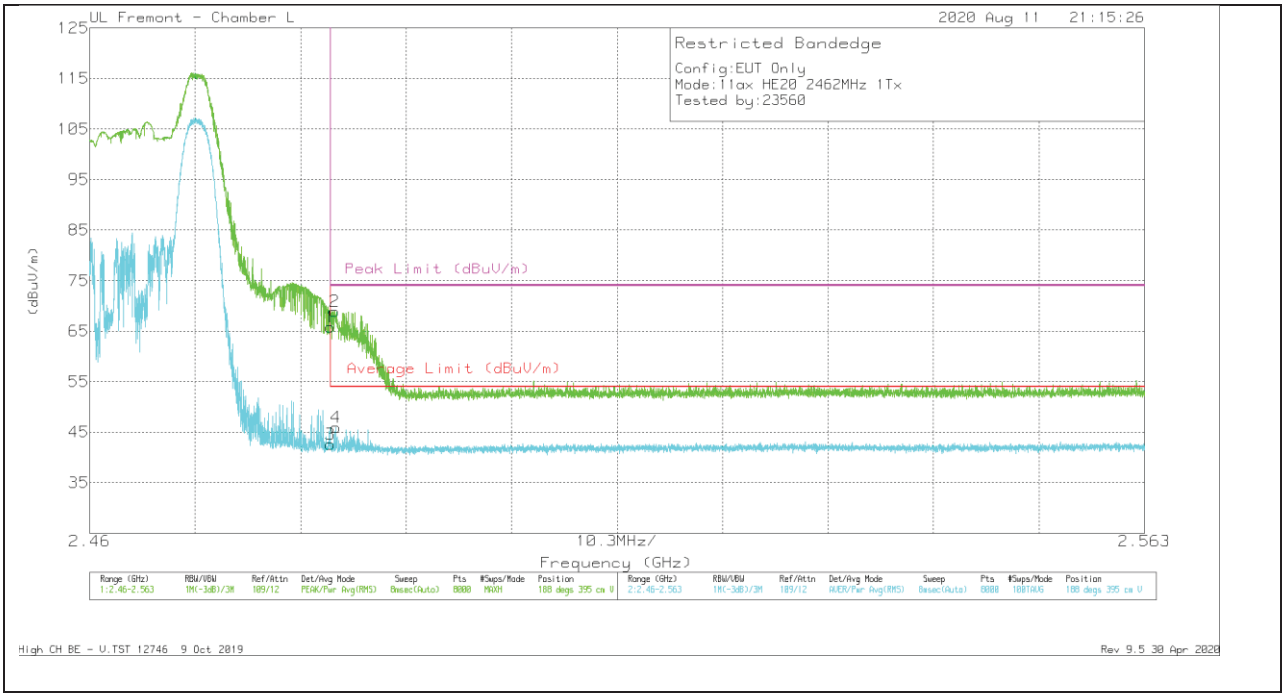

Marker	Frequency (GHz)	Meter Reading (dBuV)	Det	AF 344 (dB/m)	Amp/Cbl/Fltr/Pad (dB)	Corrected Reading (dBuV/m)	Average Limit (dBuV/m)	Margin (dB)	Peak Limit (dBuV/m)	PK Margin (dB)	Azimuth (Degs)	Height (cm)	Polarity
1	* 2.4835	46.44	Pk	32.3	-12.9	65.84	-	-	74	-8.16	188	395	V
2	* 2.48393	49.56	Pk	32.3	-12.9	68.96	-	-	74	-5.04	188	395	V
3	* 2.4835	23.24	RMS	32.3	-12.9	42.64	54	-11.36	-	-	188	395	V
4	* 2.48405	26.55	RMS	32.3	-12.9	45.95	54	-8.05	-	-	188	395	V

UL VERIFICATION SERVICES INC.
47173 Benicia Street, Fremont, CA 94538; USA TEL:(510) 319-4000 FAX:(510) 661-0888
This report shall not be reproduced except in full, without the written approval of UL Verification Services Inc.

BANDEDGE (HIGH CHANNEL, CH 12)

HORIZONTAL RESULT

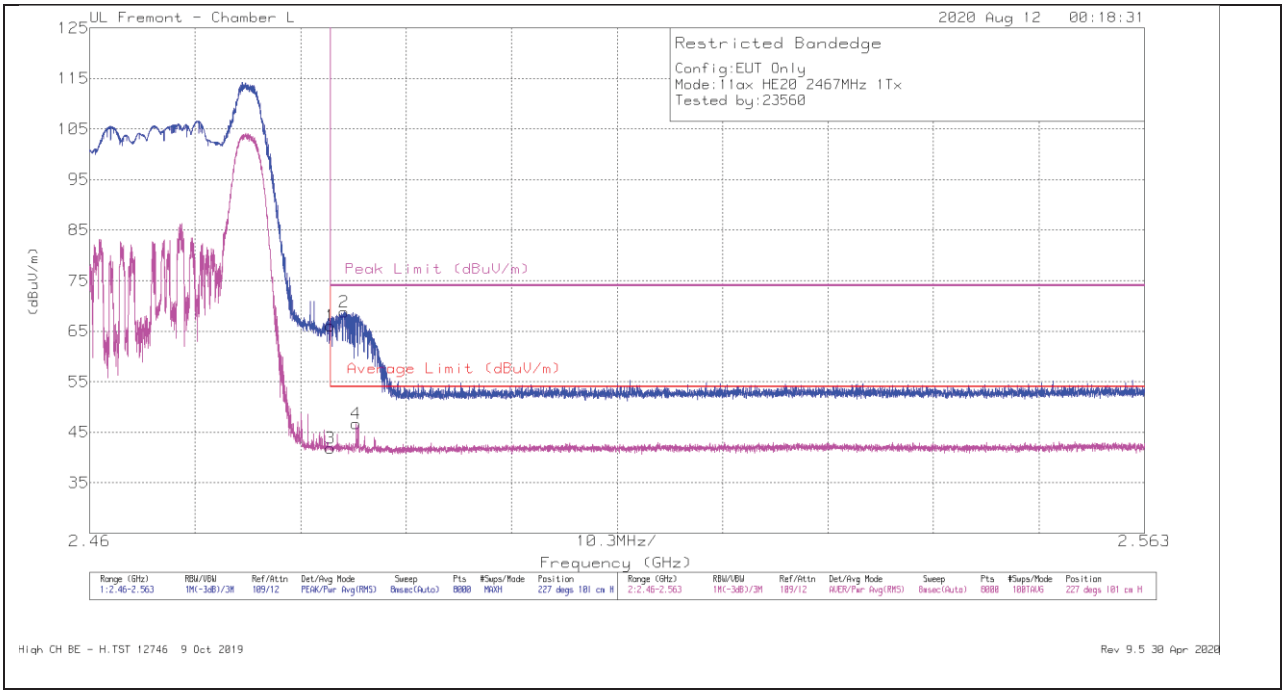

Marker	Frequency (GHz)	Meter Reading (dBuV)	Det	AF 344 (dB/m)	Amp/Cbl/Fltr/Pad (dB)	Corrected Reading (dBuV/m)	Average Limit (dBuV/m)	Margin (dB)	Peak Limit (dBuV/m)	PK Margin (dB)	Azimuth (Degs)	Height (cm)	Polarity
1	* 2.4835	46.66	Pk	32.3	-12.9	66.06	-	-	74	-7.94	227	101	H
2	* 2.48481	49.44	Pk	32.3	-12.9	68.84	-	-	74	-5.16	227	101	H
3	* 2.4835	22.41	RMS	32.3	-12.9	41.81	54	-12.19	-	-	227	101	H
4	* 2.486	27.26	RMS	32.3	-12.9	46.66	54	-7.34	-	-	227	101	H

UL VERIFICATION SERVICES INC.
47173 Benicia Street, Fremont, CA 94538; USA TEL:(510) 319-4000 FAX:(510) 661-0888
This report shall not be reproduced except in full, without the written approval of UL Verification Services Inc.

VERTICAL RESULT

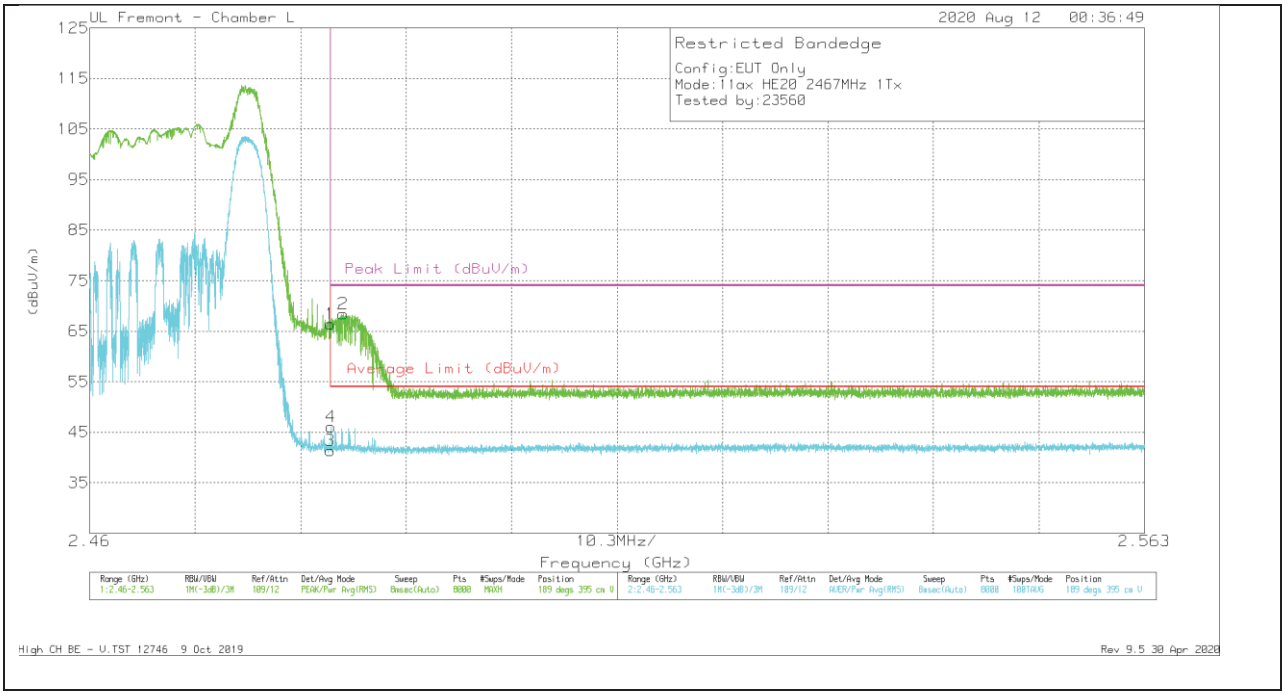

Marker	Frequency (GHz)	Meter Reading (dBuV)	Det	AF 344 (dB/m)	Amp/Cbl/Fltr/Pad (dB)	Corrected Reading (dBuV/m)	Average Limit (dBuV/m)	Margin (dB)	Peak Limit (dBuV/m)	PK Margin (dB)	Azimuth (Degs)	Height (cm)	Polarity
1	* 2.4835	47.05	Pk	32.3	-12.9	66.45	-	-	74	-7.55	189	395	V
2	* 2.48475	48.97	Pk	32.3	-12.9	68.37	-	-	74	-5.63	189	395	V
3	* 2.4835	22	RMS	32.3	-12.9	41.4	54	-12.6	-	-	189	395	V
4	* 2.48356	26.65	RMS	32.3	-12.9	46.05	54	-7.95	-	-	189	395	V

UL VERIFICATION SERVICES INC.
47173 Benicia Street, Fremont, CA 94538; USA TEL:(510) 319-4000 FAX:(510) 661-0888
This report shall not be reproduced except in full, without the written approval of UL Verification Services Inc.

BANDEDGE (HIGH CHANNEL, CH 13)

HORIZONTAL RESULT

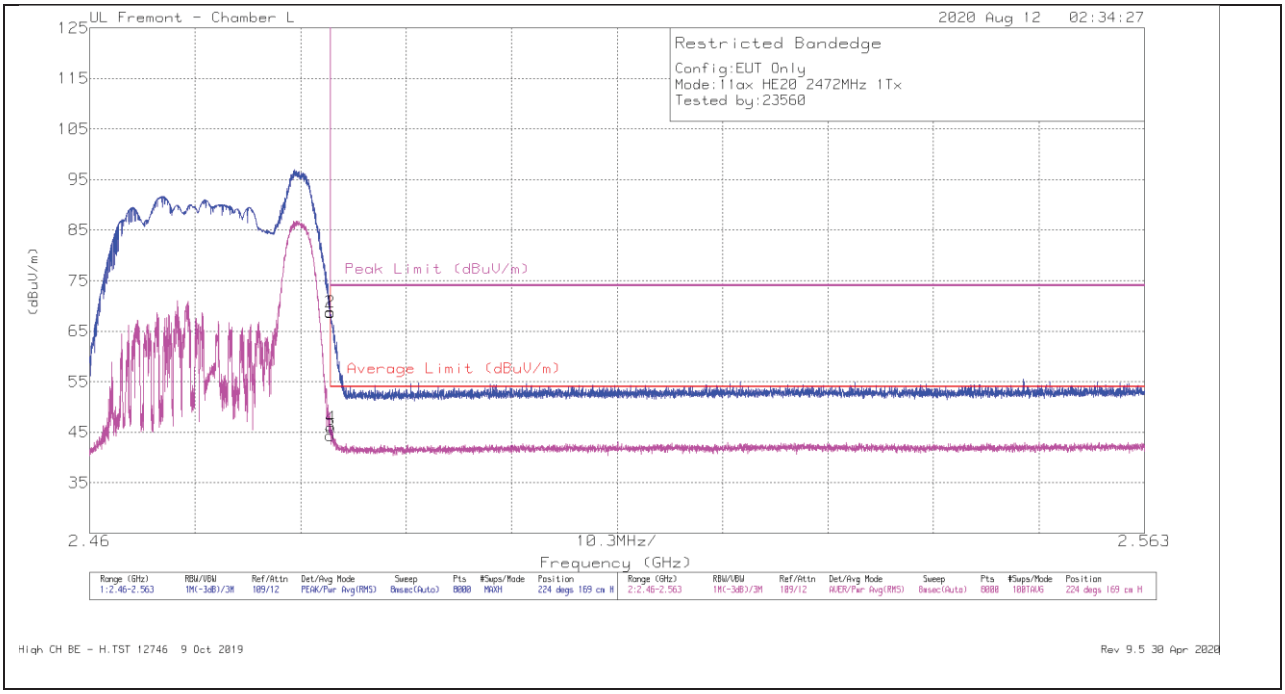

Marker	Frequency (GHz)	Meter Reading (dBuV)	Det	AF 344 (dB/m)	Amp/Cbl/Fltr/Pad (dB)	Corrected Reading (dBuV/m)	Average Limit (dBuV/m)	Margin (dB)	Peak Limit (dBuV/m)	PK Margin (dB)	Azimuth (Degs)	Height (cm)	Polarity
1	* 2.4835	49.33	Pk	32.3	-12.9	68.73	-	-	74	-5.27	224	169	H
2	* 2.48351	49.43	Pk	32.3	-12.9	68.83	-	-	74	-5.17	224	169	H
3	* 2.4835	24.89	RMS	32.3	-12.9	44.29	54	-9.71	-	-	224	169	H
4	* 2.48355	26.56	RMS	32.3	-12.9	45.96	54	-8.04	-	-	224	169	H

UL VERIFICATION SERVICES INC.
47173 Benicia Street, Fremont, CA 94538; USA TEL:(510) 319-4000 FAX:(510) 661-0888
This report shall not be reproduced except in full, without the written approval of UL Verification Services Inc.

VERTICAL RESULT

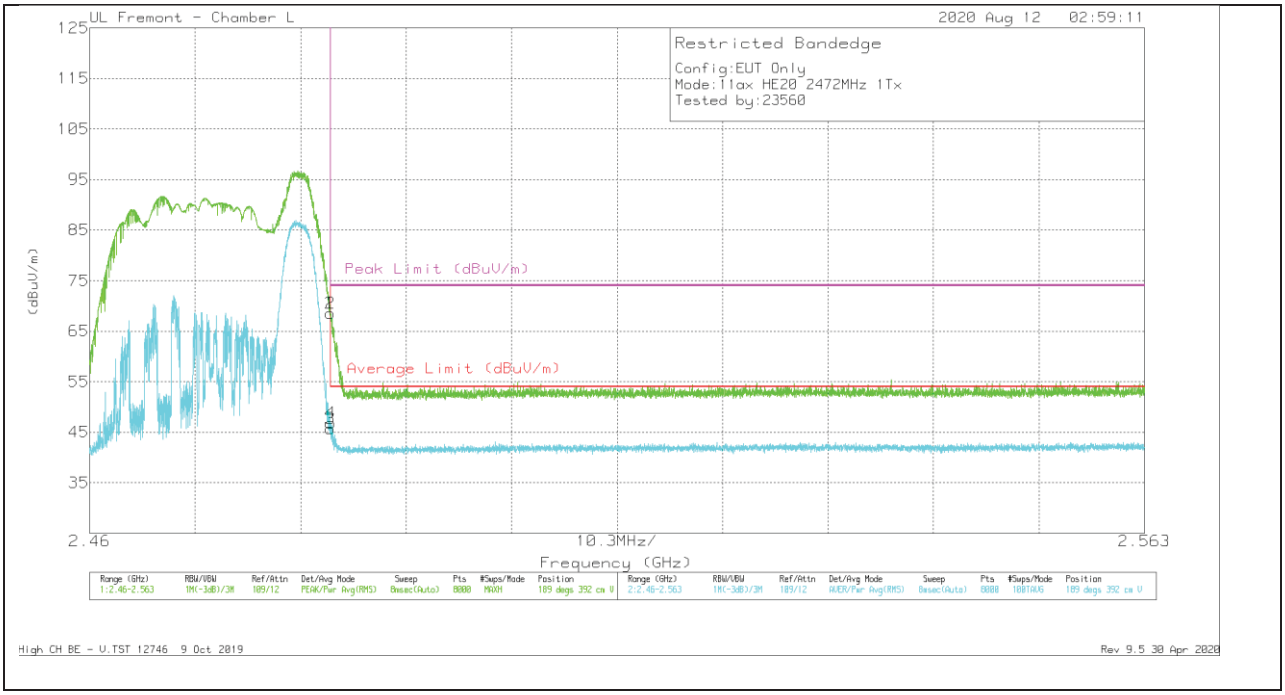

Marker	Frequency (GHz)	Meter Reading (dBuV)	Det	AF 344 (dB/m)	Amp/Cbl/Fltr/Pad (dB)	Corrected Reading (dBuV/m)	Average Limit (dBuV/m)	Margin (dB)	Peak Limit (dBuV/m)	PK Margin (dB)	Azimuth (Degs)	Height (cm)	Polarity
1	* 2.4835	49.12	Pk	32.3	-12.9	68.52	-	-	74	-5.48	189	392	V
2	* 2.48351	49.16	Pk	32.3	-12.9	68.56	-	-	74	-5.44	189	392	V
3	* 2.4835	26.33	RMS	32.3	-12.9	45.73	54	-8.27	-	-	189	392	V
4	* 2.48353	27.44	RMS	32.3	-12.9	46.84	54	-7.16	-	-	189	392	V

UL VERIFICATION SERVICES INC.
47173 Benicia Street, Fremont, CA 94538; USA TEL:(510) 319-4000 FAX:(510) 661-0888
This report shall not be reproduced except in full, without the written approval of UL Verification Services Inc.

ANT 4: 242-Tone, RU Index 61

BANDEDGE (LOW CHANNEL, CH 1)

HORIZONTAL RESULT

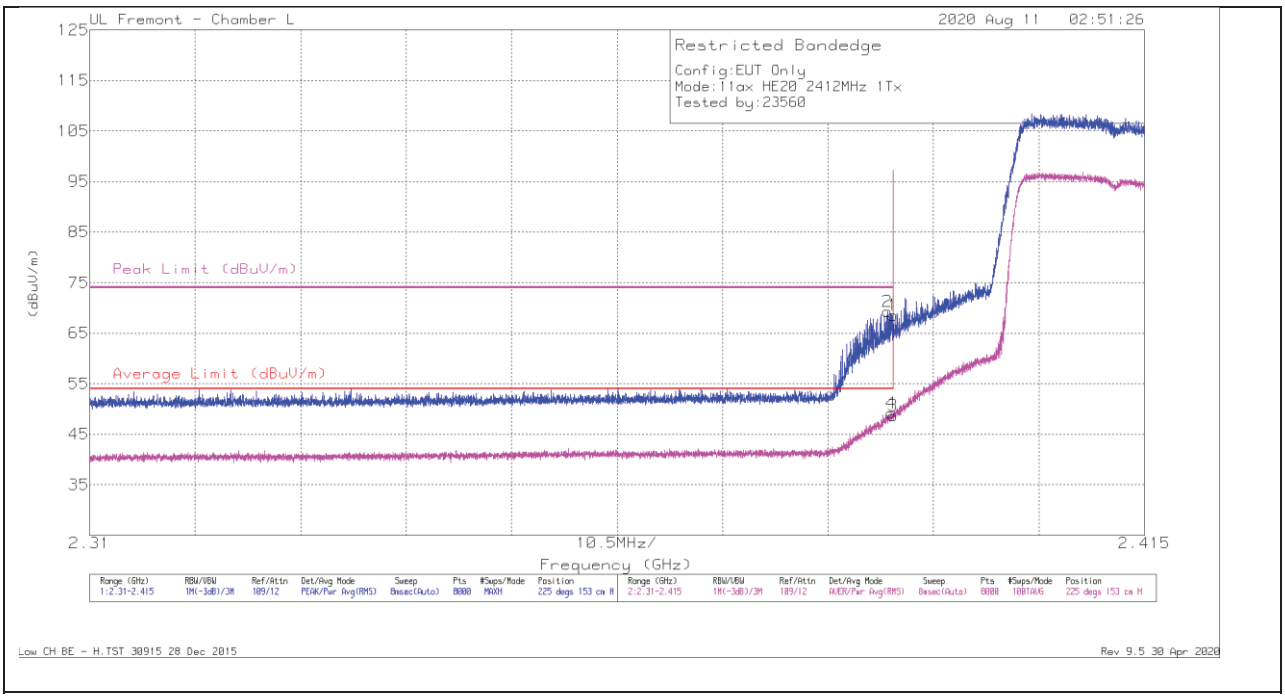

Marker	Frequency (GHz)	Meter Reading (dBuV)	Det	AF 344 (dB/m)	Amp/Cbl/Fltr/Pad (dB)	Corrected Reading (dBuV/m)	Average Limit (dBuV/m)	Margin (dB)	Peak Limit (dBuV/m)	PK Margin (dB)	Azimuth (Degs)	Height (cm)	Polarity
1	* 2.39	49.76	Pk	31.9	-13.1	68.56	-	-	74	-5.44	225	153	H
2	* 2.38943	50.48	Pk	31.9	-13.1	69.28	-	-	74	-4.72	225	153	H
3	* 2.39	29.87	RMS	31.9	-13.1	48.67	54	-5.33	-	-	225	153	H
4	* 2.38981	30.43	RMS	31.9	-13.1	49.23	54	-4.77	-	-	225	153	H

UL VERIFICATION SERVICES INC.
47173 Benicia Street, Fremont, CA 94538; USA TEL:(510) 319-4000 FAX:(510) 661-0888
This report shall not be reproduced except in full, without the written approval of UL Verification Services Inc.

VERTICAL RESULT

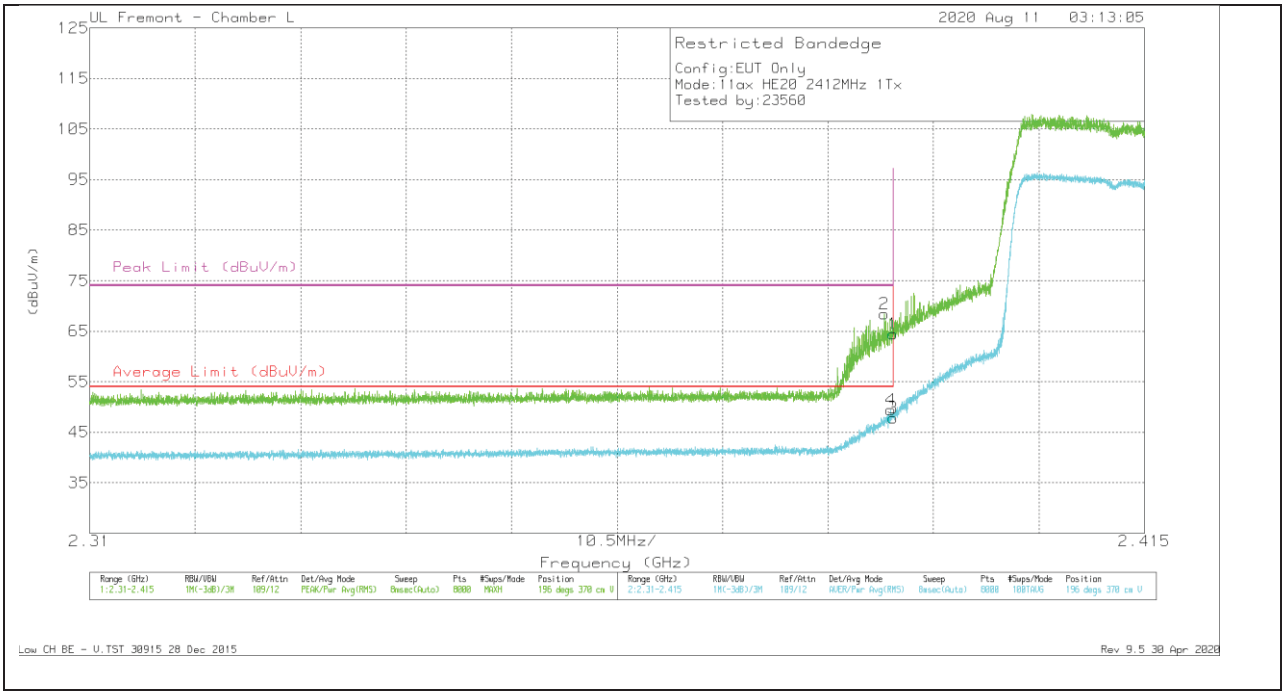

Marker	Frequency (GHz)	Meter Reading (dBuV)	Det	AF 344 (dB/m)	Amp/Cbl/Fltr/Pad (dB)	Corrected Reading (dBuV/m)	Average Limit (dBuV/m)	Margin (dB)	Peak Limit (dBuV/m)	PK Margin (dB)	Azimuth (Degs)	Height (cm)	Polarity
1	* 2.39	45.61	Pk	31.9	-13.1	64.41	-	-	74	-9.59	196	370	V
2	* 2.3891	49.62	Pk	31.9	-13.1	68.42	-	-	74	-5.58	196	370	V
3	* 2.39	29.01	RMS	31.9	-13.1	47.81	54	-6.19	-	-	196	370	V
4	* 2.38976	30.61	RMS	31.9	-13.1	49.41	54	-4.59	-	-	196	370	V

UL VERIFICATION SERVICES INC.
47173 Benicia Street, Fremont, CA 94538; USA TEL:(510) 319-4000 FAX:(510) 661-0888
This report shall not be reproduced except in full, without the written approval of UL Verification Services Inc.

BANDEDGE (LOW CHANNEL, CH 2)

HORIZONTAL RESULT

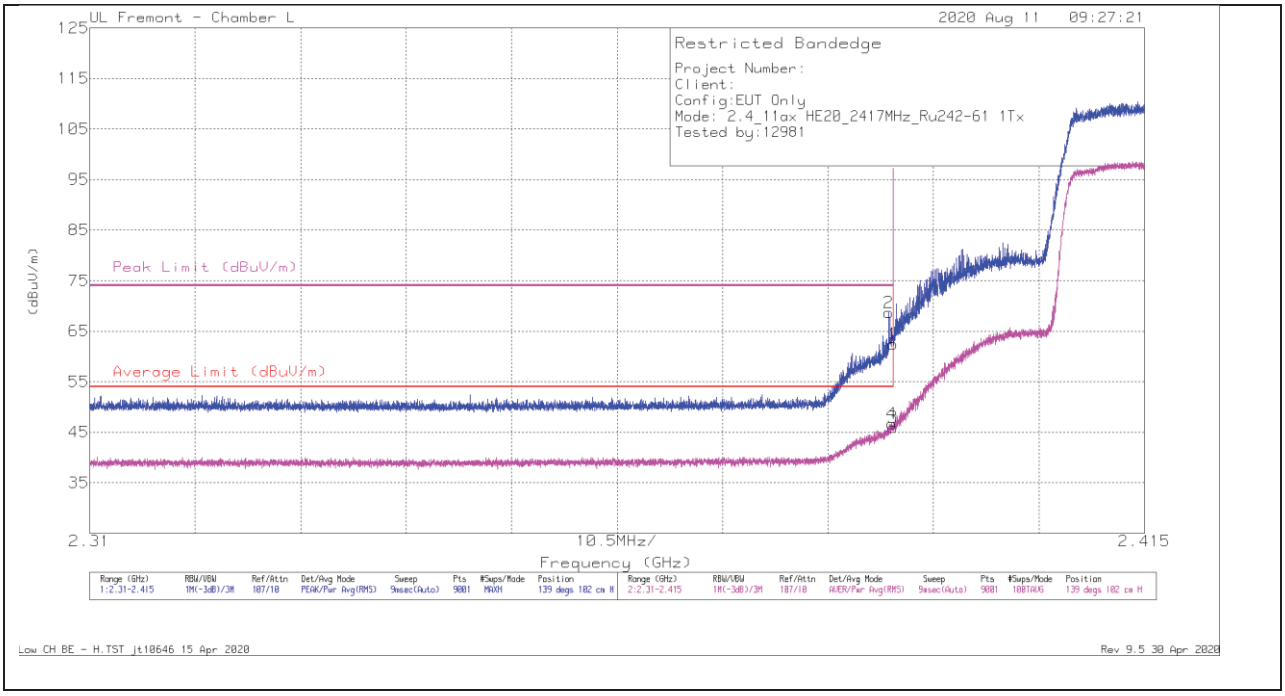

Marker	Frequency (GHz)	Meter Reading (dBuV)	Det	AF 344 (dB/m)	Amp/Cbl/Fltr/Pad (dB)	Corrected Reading (dBuV/m)	Average Limit (dBuV/m)	Margin (dB)	Peak Limit (dBuV/m)	PK Margin (dB)	Azimuth (Degs)	Height (cm)	Polarity
1	* 2.38999	51.64	Pk	31.9	-21.1	62.44	-	-	74	-11.56	139	102	H
2	* 2.38955	57.83	Pk	31.9	-21.1	68.63	-	-	74	-5.37	139	102	H
3	* 2.38999	35.2	RMS	31.9	-21.1	46	54	-8	-	-	139	102	H
4	* 2.38986	35.9	RMS	31.9	-21.1	46.7	54	-7.3	-	-	139	102	H

UL VERIFICATION SERVICES INC.
47173 Benicia Street, Fremont, CA 94538; USA TEL:(510) 319-4000 FAX:(510) 661-0888
This report shall not be reproduced except in full, without the written approval of UL Verification Services Inc.

VERTICAL RESULT

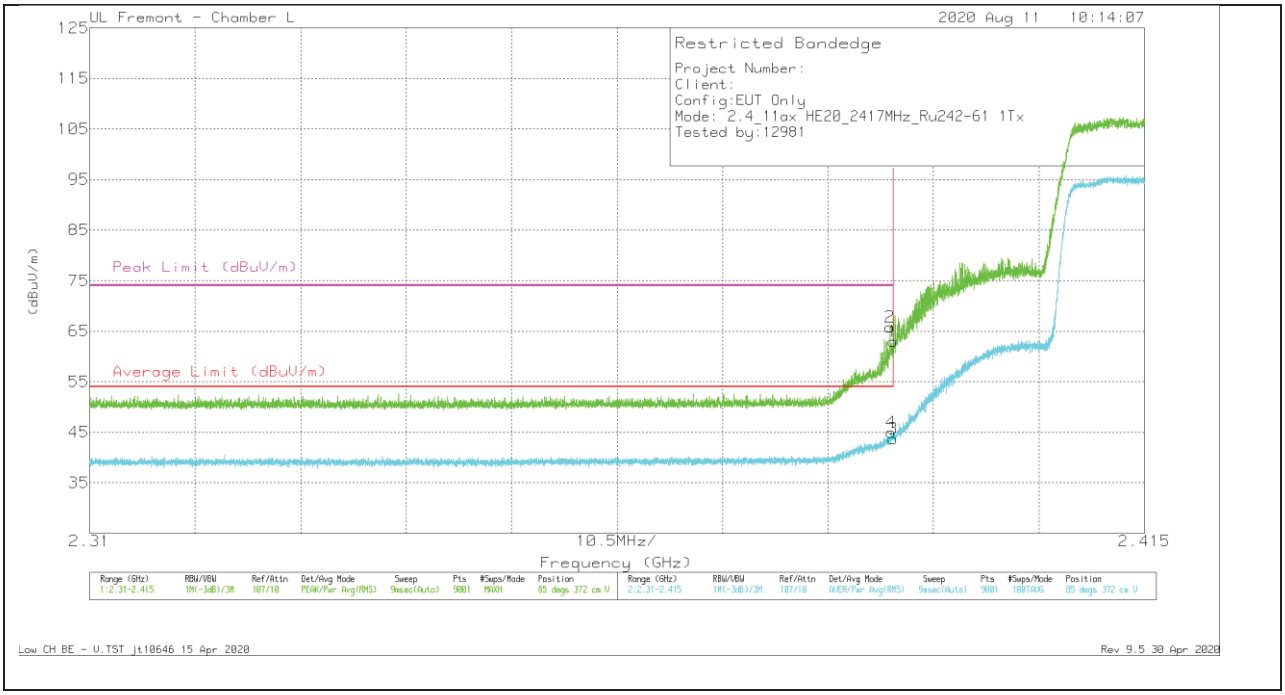

Marker	Frequency (GHz)	Meter Reading (dBuV)	Det	AF 344 (dB/m)	Amp/Cbl/Fltr/Pad (dB)	Corrected Reading (dBuV/m)	Average Limit (dBuV/m)	Margin (dB)	Peak Limit (dBuV/m)	PK Margin (dB)	Azimuth (Degs)	Height (cm)	Polarity
1	* 2.38999	52.18	Pk	31.9	-21.1	62.98	-	-	74	-11.02	85	372	V
2	* 2.38969	54.99	Pk	31.9	-21.1	65.79	-	-	74	-8.21	85	372	V
3	* 2.38999	32.91	RMS	31.9	-21.1	43.71	54	-10.29	-	-	85	372	V
4	* 2.38979	34.14	RMS	31.9	-21.1	44.94	54	-9.06	-	-	85	372	V

UL VERIFICATION SERVICES INC.
47173 Benicia Street, Fremont, CA 94538; USA TEL:(510) 319-4000 FAX:(510) 661-0888
This report shall not be reproduced except in full, without the written approval of UL Verification Services Inc.

BANDEDGE (LOW CHANNEL, CH 3)

HORIZONTAL RESULT

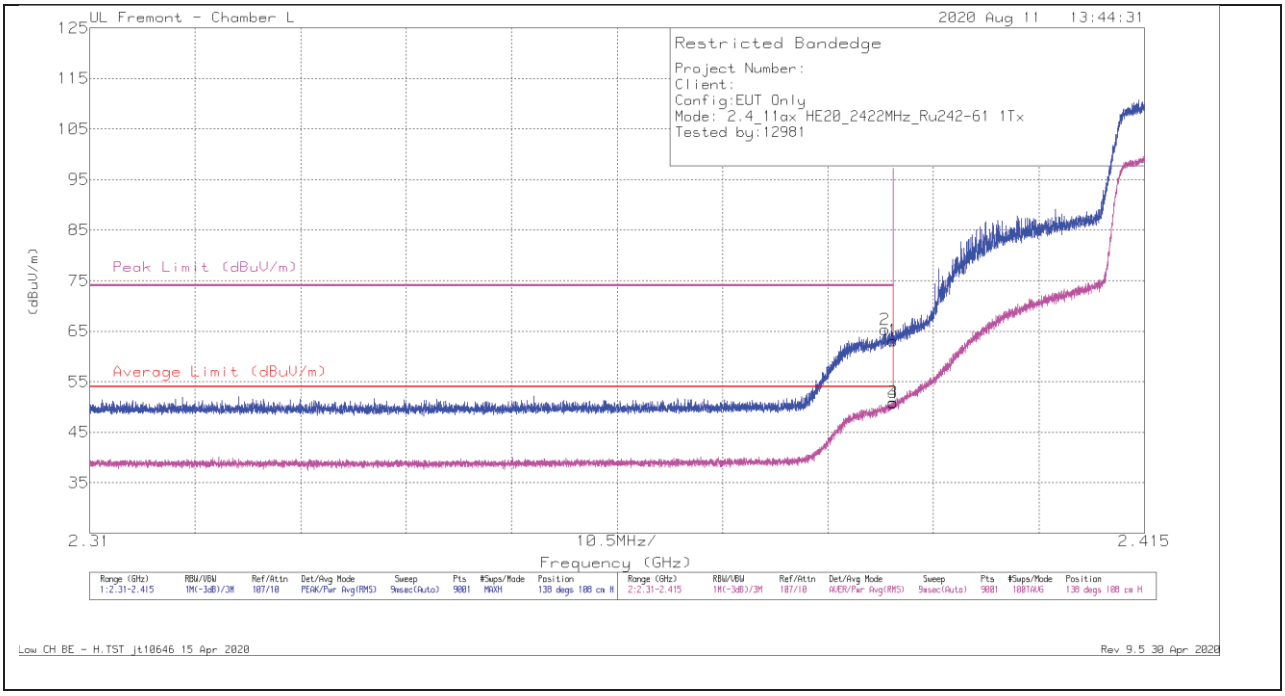

Marker	Frequency (GHz)	Meter Reading (dBuV)	Det	AF 344 (dB/m)	Amp/Cbl/Fltr/Pad (dB)	Corrected Reading (dBuV/m)	Average Limit (dBuV/m)	Margin (dB)	Peak Limit (dBuV/m)	PK Margin (dB)	Azimuth (Degs)	Height (cm)	Polarity
1	* 2.38999	52.34	Pk	31.9	-21.1	63.14	-	-	74	-10.86	138	108	H
2	* 2.3892	54.51	Pk	31.9	-21.1	65.31	-	-	74	-8.69	138	108	H
3	* 2.38999	40.15	RMS	31.9	-21.1	50.95	54	-3.05	-	-	138	108	H
4	* 2.38995	40.04	RMS	31.9	-21.1	50.84	54	-3.16	-	-	138	108	H

UL VERIFICATION SERVICES INC.
47173 Benicia Street, Fremont, CA 94538; USA TEL:(510) 319-4000 FAX:(510) 661-0888
This report shall not be reproduced except in full, without the written approval of UL Verification Services Inc.

VERTICAL RESULT

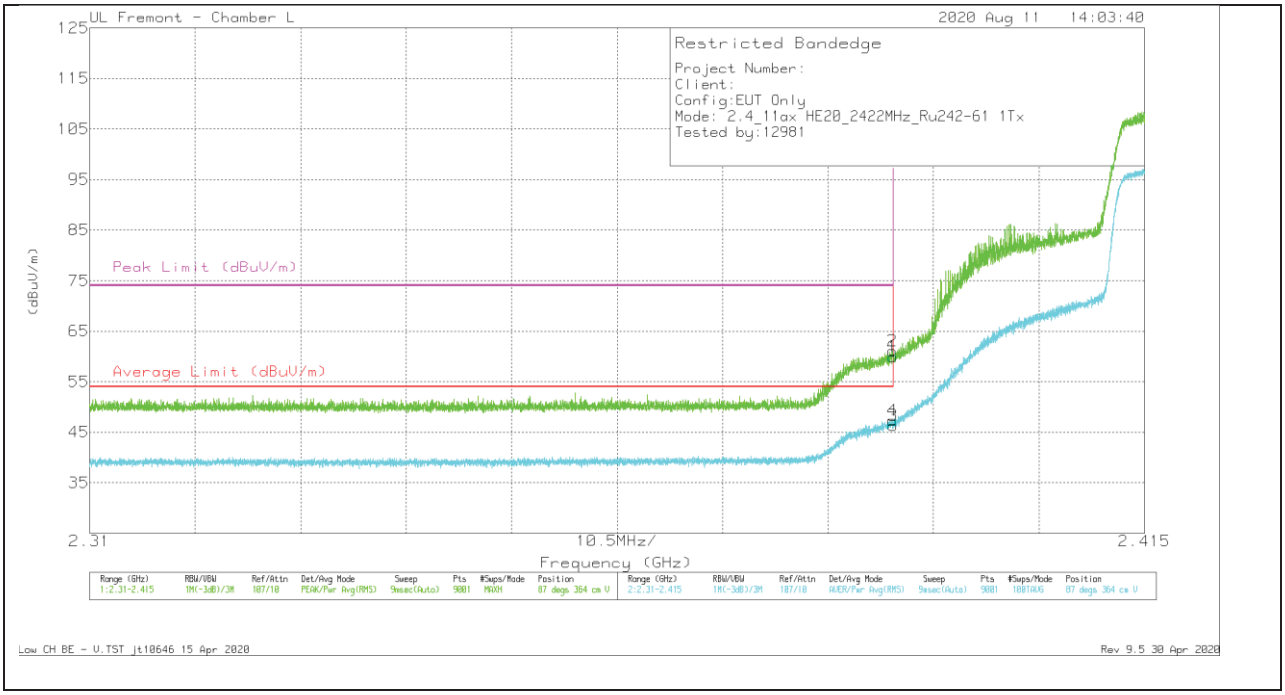

Marker	Frequency (GHz)	Meter Reading (dBuV)	Det	AF 344 (dB/m)	Amp/Cbl/Fltr/Pad (dB)	Corrected Reading (dBuV/m)	Average Limit (dBuV/m)	Margin (dB)	Peak Limit (dBuV/m)	PK Margin (dB)	Azimuth (Degs)	Height (cm)	Polarity
1	* 2.38999	49.19	Pk	31.9	-21.1	59.99	-	-	74	-14.01	87	364	V
2	* 2.38993	50.35	Pk	31.9	-21.1	61.15	-	-	74	-12.85	87	364	V
3	* 2.38999	35.48	RMS	31.9	-21.1	46.28	54	-7.72	-	-	87	364	V
4	* 2.38991	36.56	RMS	31.9	-21.1	47.36	54	-6.64	-	-	87	364	V

UL VERIFICATION SERVICES INC.
47173 Benicia Street, Fremont, CA 94538; USA TEL:(510) 319-4000 FAX:(510) 661-0888
This report shall not be reproduced except in full, without the written approval of UL Verification Services Inc.

BANDEDGE (HIGH CHANNEL, CH 9)

HORIZONTAL RESULT

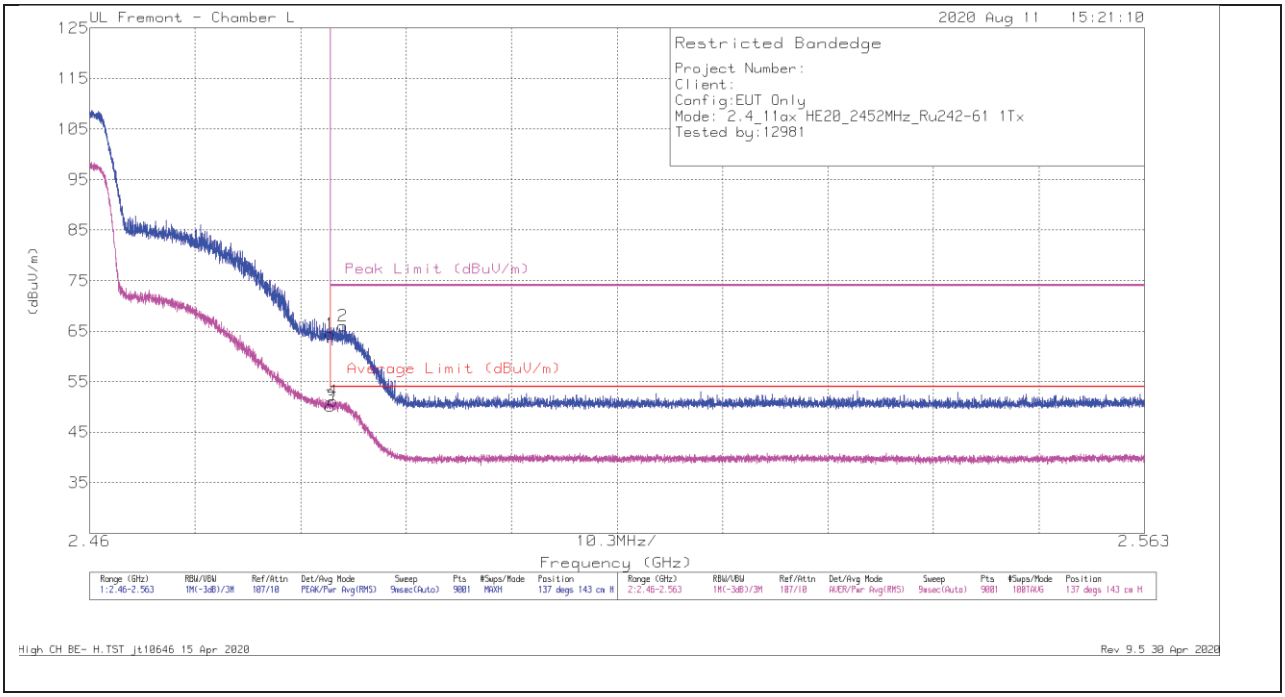

Marker	Frequency (GHz)	Meter Reading (dBuV)	Det	AF 344 (dB/m)	Amp/Cbl/Fltr/Pad (dB)	Corrected Reading (dBuV/m)	Average Limit (dBuV/m)	Margin (dB)	Peak Limit (dBuV/m)	PK Margin (dB)	Azimuth (Degs)	Height (cm)	Polarity
1	* 2.48351	53.1	Pk	32.3	-20.9	64.5	-	-	74	-9.5	137	143	H
2	* 2.4847	54.67	Pk	32.3	-20.9	66.07	-	-	74	-7.93	137	143	H
3	* 2.48351	38.79	RMS	32.3	-20.9	50.19	54	-3.81	-	-	137	143	H
4	* 2.48371	39.71	RMS	32.3	-20.9	51.11	54	-2.89	-	-	137	143	H

UL VERIFICATION SERVICES INC.
47173 Benicia Street, Fremont, CA 94538; USA TEL:(510) 319-4000 FAX:(510) 661-0888
This report shall not be reproduced except in full, without the written approval of UL Verification Services Inc.

VERTICAL RESULT

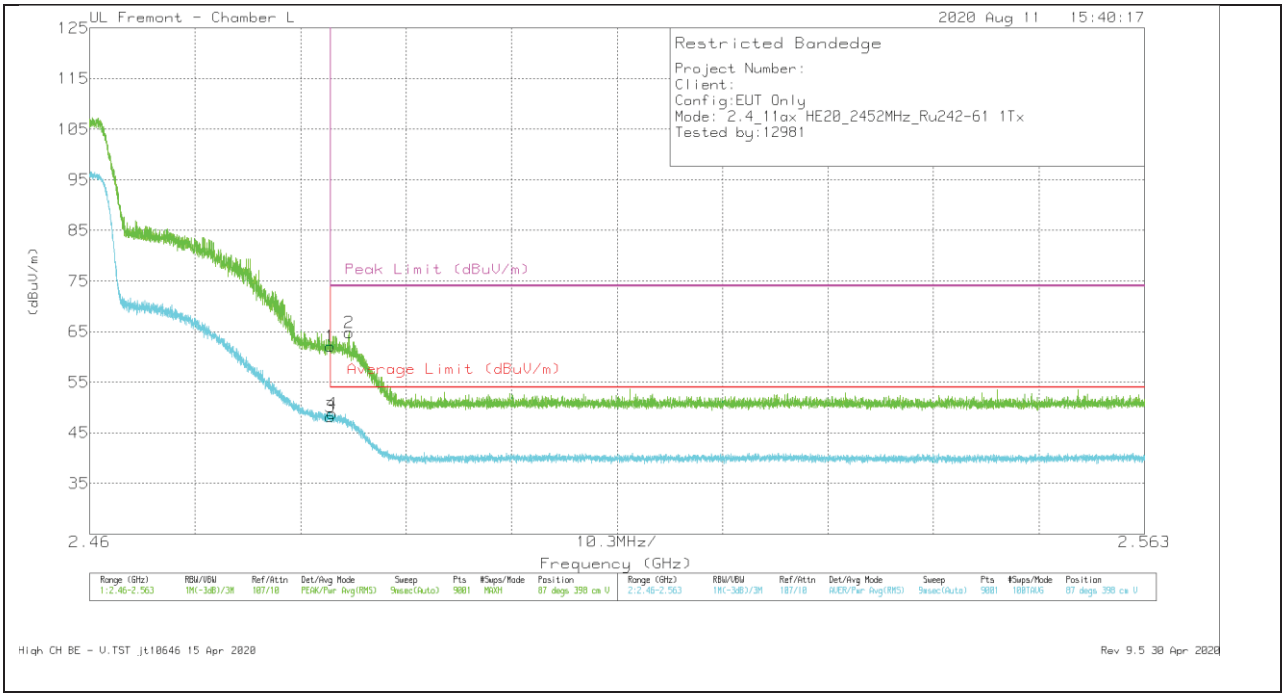

Marker	Frequency (GHz)	Meter Reading (dBuV)	Det	AF 344 (dB/m)	Amp/Cbl/Fltr/Pad (dB)	Corrected Reading (dBuV/m)	Average Limit (dBuV/m)	Margin (dB)	Peak Limit (dBuV/m)	PK Margin (dB)	Azimuth (Degs)	Height (cm)	Polarity
1	* 2.48351	50.68	Pk	32.3	-20.9	62.08	-	-	74	-11.92	87	398	V
2	* 2.4853	53.47	Pk	32.3	-20.9	64.87	-	-	74	-9.13	87	398	V
3	* 2.48351	36.8	RMS	32.3	-20.9	48.2	54	-5.8	-	-	87	398	V
4	* 2.4837	37.41	RMS	32.3	-20.9	48.81	54	-5.19	-	-	87	398	V

UL VERIFICATION SERVICES INC.
47173 Benicia Street, Fremont, CA 94538; USA TEL:(510) 319-4000 FAX:(510) 661-0888
This report shall not be reproduced except in full, without the written approval of UL Verification Services Inc.

BANDEDGE (HIGH CHANNEL, CH 10)

HORIZONTAL RESULT

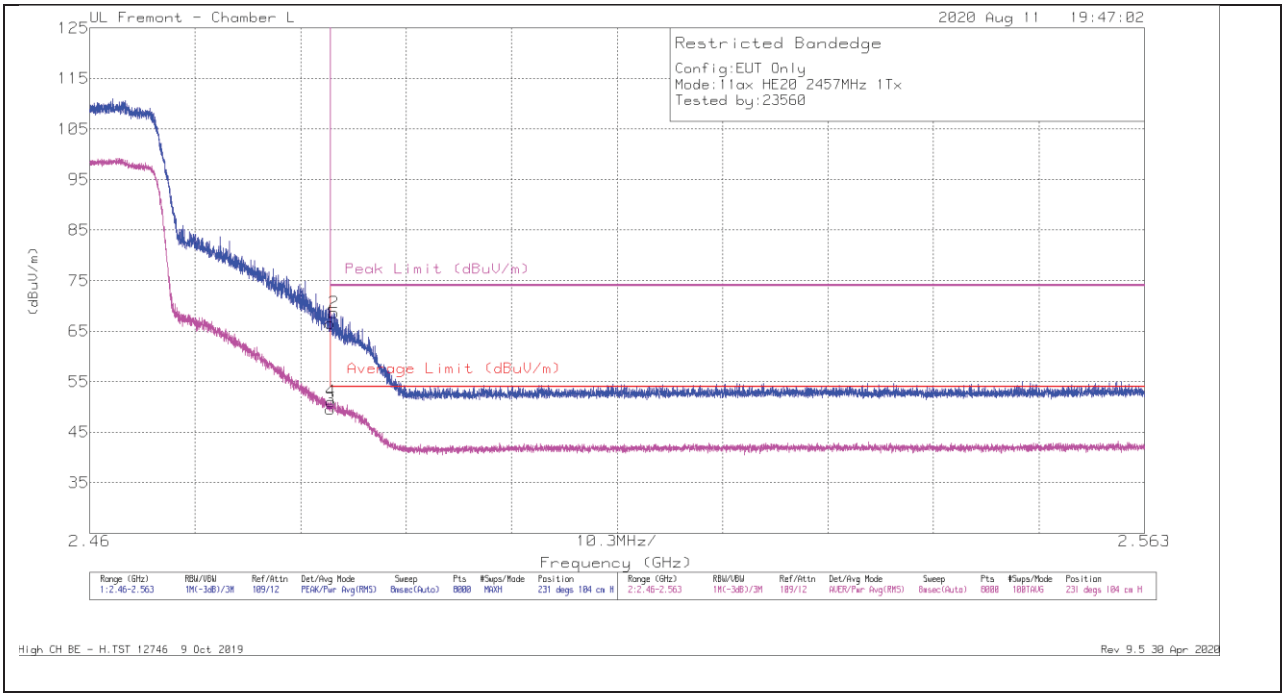

Marker	Frequency (GHz)	Meter Reading (dBuV)	Det	AF 344 (dB/m)	Amp/Cbl/Fltr/Pad (dB)	Corrected Reading (dBuV/m)	Average Limit (dBuV/m)	Margin (dB)	Peak Limit (dBuV/m)	PK Margin (dB)	Azimuth (Degs)	Height (cm)	Polarity
1	* 2.4835	47.19	Pk	32.3	-12.9	66.59	-	-	74	-7.41	231	104	H
2	* 2.48386	49.31	Pk	32.3	-12.9	68.71	-	-	74	-5.29	231	104	H
3	* 2.4835	30.19	RMS	32.3	-12.9	49.59	54	-4.41	-	-	231	104	H
4	* 2.48355	31.7	RMS	32.3	-12.9	51.1	54	-2.9	-	-	231	104	H

UL VERIFICATION SERVICES INC.
47173 Benicia Street, Fremont, CA 94538; USA TEL:(510) 319-4000 FAX:(510) 661-0888
This report shall not be reproduced except in full, without the written approval of UL Verification Services Inc.

VERTICAL RESULT

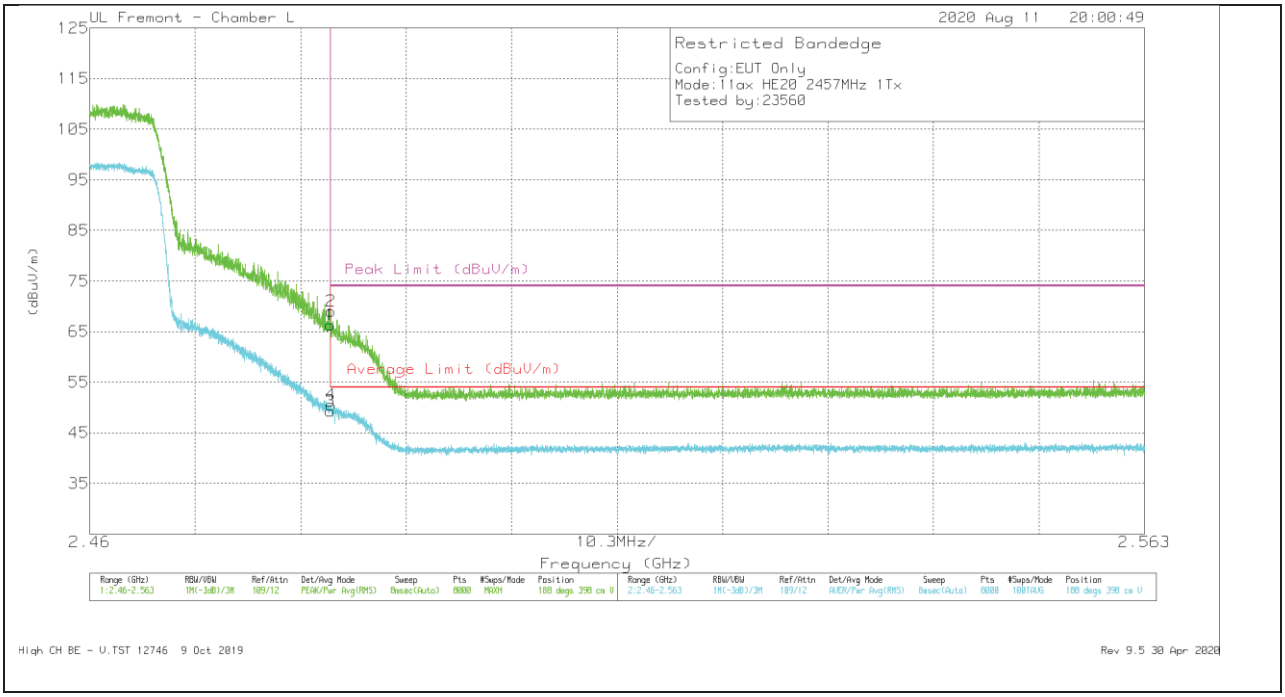

Marker	Frequency (GHz)	Meter Reading (dBuV)	Det	AF 344 (dB/m)	Amp/Cbl/Fltr/Pad (dB)	Corrected Reading (dBuV/m)	Average Limit (dBuV/m)	Margin (dB)	Peak Limit (dBuV/m)	PK Margin (dB)	Azimuth (Degs)	Height (cm)	Polarity
1	* 2.4835	46.86	Pk	32.3	-12.9	66.26	-	-	74	-7.74	188	398	V
2	* 2.48356	49.63	Pk	32.3	-12.9	69.03	-	-	74	-4.97	188	398	V
3	* 2.4835	29.89	RMS	32.3	-12.9	49.29	54	-4.71	-	-	188	398	V
4	* 2.48356	31.18	RMS	32.3	-12.9	50.58	54	-3.42	-	-	188	398	V

UL VERIFICATION SERVICES INC.
47173 Benicia Street, Fremont, CA 94538; USA TEL:(510) 319-4000 FAX:(510) 661-0888
This report shall not be reproduced except in full, without the written approval of UL Verification Services Inc.

BANDEDGE (HIGH CHANNEL, CH 11)

HORIZONTAL RESULT

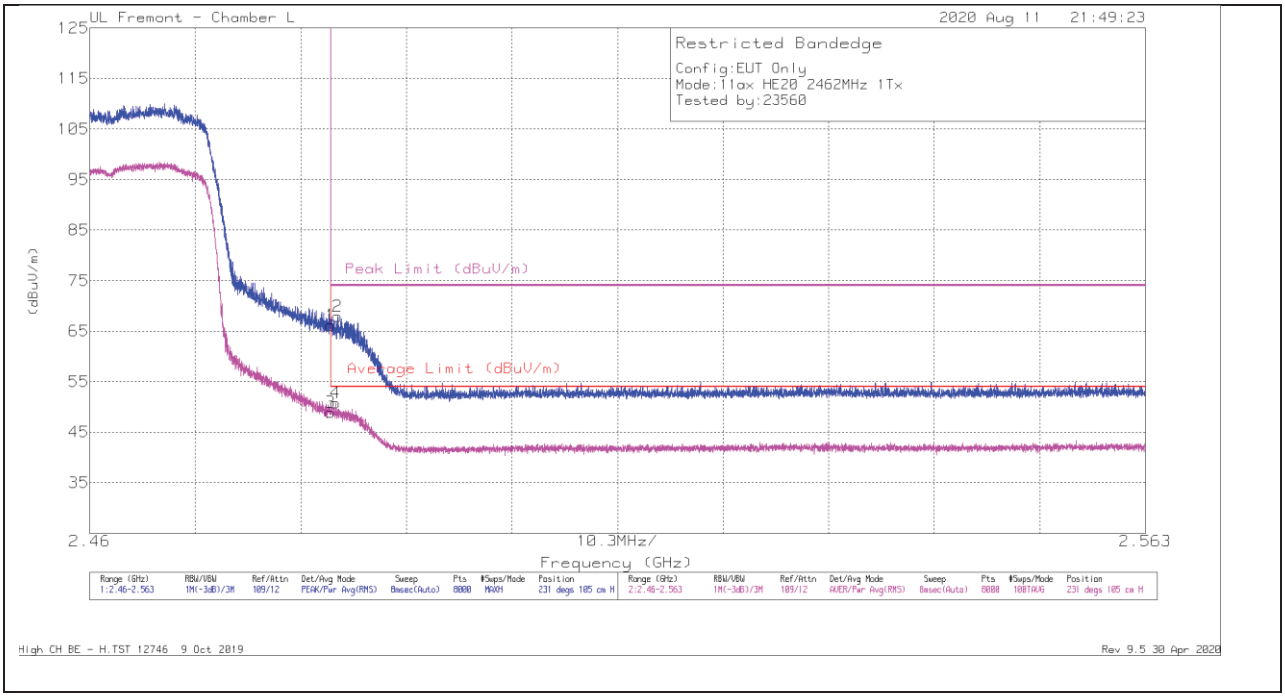

Marker	Frequency (GHz)	Meter Reading (dBuV)	Det	AF 344 (dB/m)	Amp/Cbl/Fltr/Pad (dB)	Corrected Reading (dBuV/m)	Average Limit (dBuV/m)	Margin (dB)	Peak Limit (dBuV/m)	PK Margin (dB)	Azimuth (Degs)	Height (cm)	Polarity
1	* 2.4835	46.75	Pk	32.3	-12.9	66.15	-	-	74	-7.85	231	105	H
2	* 2.4842	48.54	Pk	32.3	-12.9	67.94	-	-	74	-6.06	231	105	H
3	* 2.4835	29.53	RMS	32.3	-12.9	48.93	54	-5.07	-	-	231	105	H
4	* 2.48399	31.34	RMS	32.3	-12.9	50.74	54	-3.26	-	-	231	105	H

UL VERIFICATION SERVICES INC.
47173 Benicia Street, Fremont, CA 94538; USA TEL:(510) 319-4000 FAX:(510) 661-0888
This report shall not be reproduced except in full, without the written approval of UL Verification Services Inc.

VERTICAL RESULT

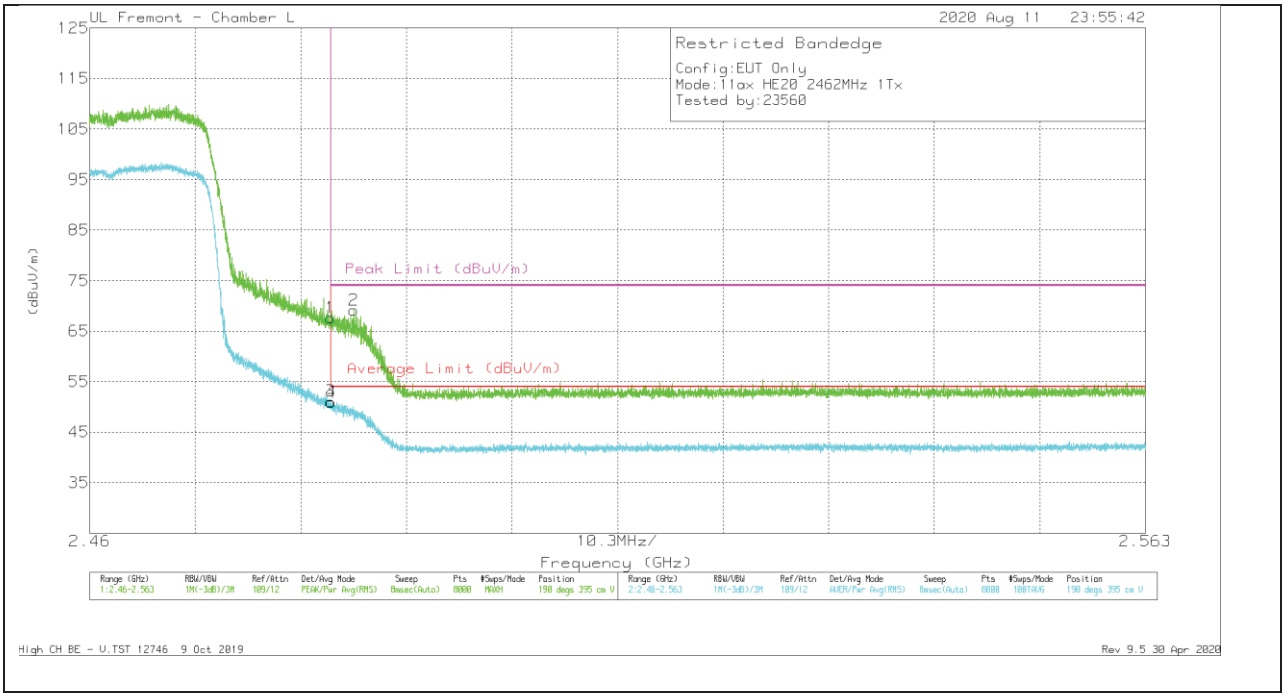

Marker	Frequency (GHz)	Meter Reading (dBuV)	Det	AF 344 (dB/m)	Amp/Cbl/Fltr/Pad (dB)	Corrected Reading (dBuV/m)	Average Limit (dBuV/m)	Margin (dB)	Peak Limit (dBuV/m)	PK Margin (dB)	Azimuth (Degs)	Height (cm)	Polarity
1	* 2.4835	48.29	Pk	32.3	-12.9	67.69	-	-	74	-6.31	190	395	V
2	* 2.48577	49.77	Pk	32.3	-12.9	69.17	-	-	74	-4.83	190	395	V
3	* 2.4835	31.7	RMS	32.3	-12.9	51.1	54	-2.9	-	-	190	395	V
4	* 2.48354	31.57	RMS	32.3	-12.9	50.97	54	-3.03	-	-	190	395	V

UL VERIFICATION SERVICES INC.
47173 Benicia Street, Fremont, CA 94538; USA TEL:(510) 319-4000 FAX:(510) 661-0888
This report shall not be reproduced except in full, without the written approval of UL Verification Services Inc.

BANDEDGE (HIGH CHANNEL, CH 12)

HORIZONTAL RESULT

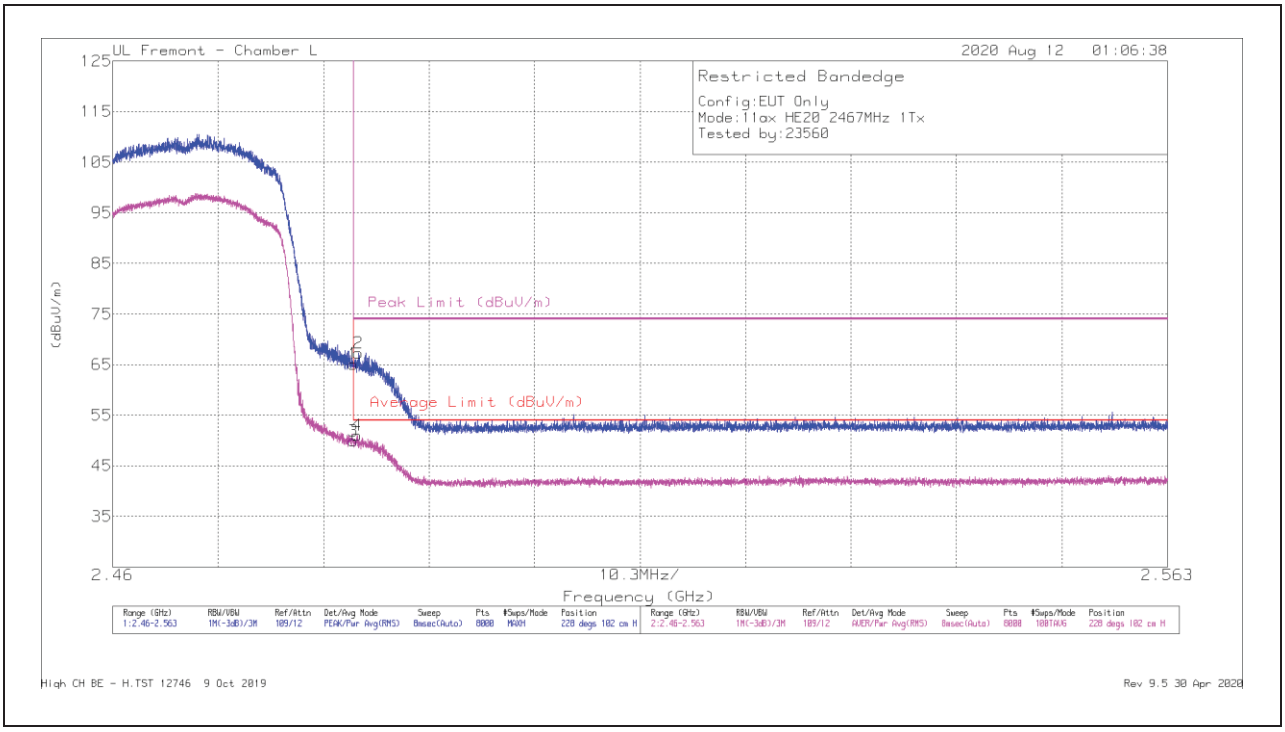

Marker	Frequency (GHz)	Meter Reading (dBuV)	Det	AF 344 (dB/m)	Amp/Cbl/Fltr/Pad (dB)	Corrected Reading (dBuV/m)	Average Limit (dBuV/m)	Margin (dB)	Peak Limit (dBuV/m)	PK Margin (dB)	Azimuth (Degs)	Height (cm)	Polarity
1	* 2.4835	45.73	Pk	32.3	-12.9	65.13	-	-	74	-8.87	228	102	H
2	* 2.48396	47.95	Pk	32.3	-12.9	67.35	-	-	74	-6.65	228	102	H
3	* 2.4835	30.49	RMS	32.3	-12.9	49.89	54	-4.11	-	-	228	102	H
4	* 2.48389	31.65	RMS	32.3	-12.9	51.05	54	-2.95	-	-	228	102	H

UL VERIFICATION SERVICES INC.
47173 Benicia Street, Fremont, CA 94538; USA TEL:(510) 319-4000 FAX:(510) 661-0888
This report shall not be reproduced except in full, without the written approval of UL Verification Services Inc.

VERTICAL RESULT

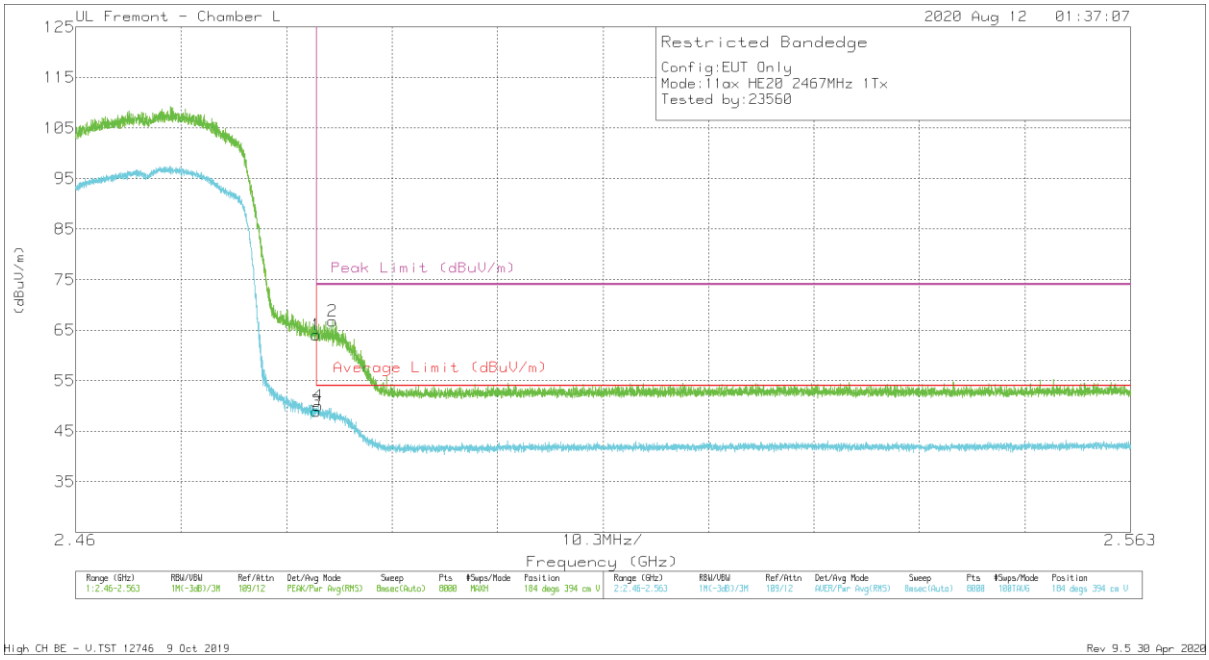

Marker	Frequency (GHz)	Meter Reading (dBuV)	Det	AF 344 (dB/m)	Amp/Cbl/Fltr/Pad (dB)	Corrected Reading (dBuV/m)	Average Limit (dBuV/m)	Margin (dB)	Peak Limit (dBuV/m)	PK Margin (dB)	Azimuth (Degs)	Height (cm)	Polarity
1	* 2.4835	44.64	Pk	32.3	-12.9	64.04	-	-	74	-9.96	184	394	V
2	* 2.4851	47.46	Pk	32.3	-12.9	66.86	-	-	74	-7.14	184	394	V
3	* 2.4835	29.52	RMS	32.3	-12.9	48.92	54	-5.08	-	-	184	394	V
4	* 2.48367	30.68	RMS	32.3	-12.9	50.08	54	-3.92	-	-	184	394	V

UL VERIFICATION SERVICES INC.
47173 Benicia Street, Fremont, CA 94538; USA TEL:(510) 319-4000 FAX:(510) 661-0888
This report shall not be reproduced except in full, without the written approval of UL Verification Services Inc.

BANDEDGE (HIGH CHANNEL, CH 13)

HORIZONTAL RESULT

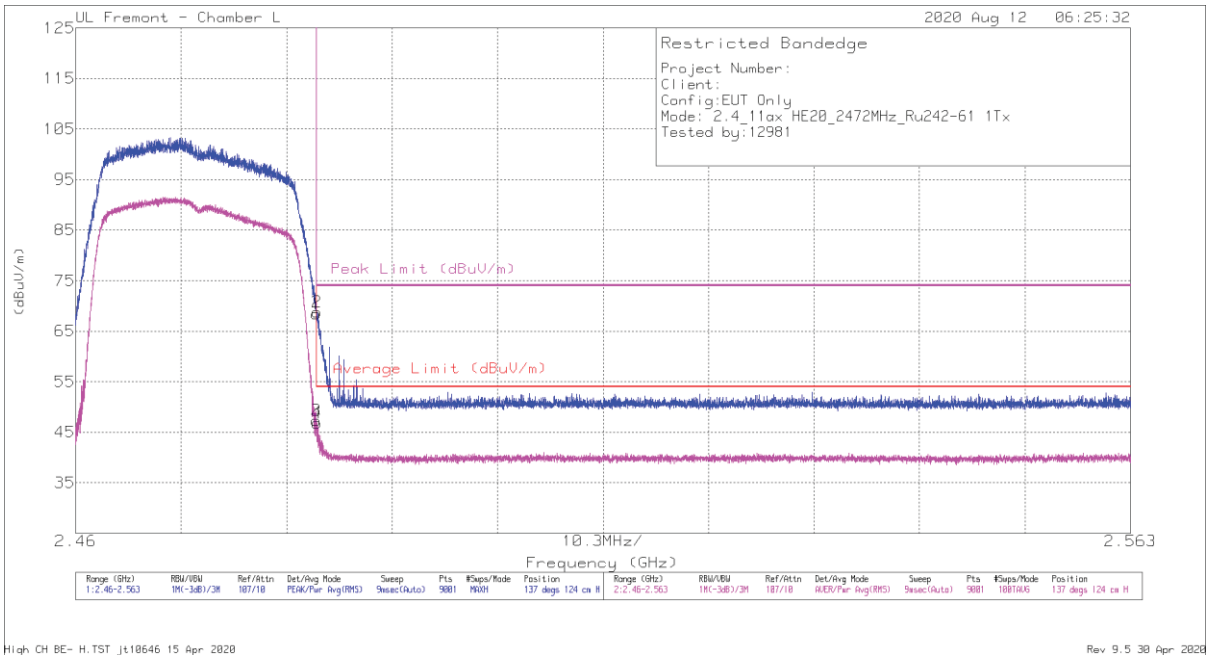

Marker	Frequency (GHz)	Meter Reading (dBuV)	Det	AF 344 (dB/m)	Amp/Cbl/Fltr/Pad (dB)	Corrected Reading (dBuV/m)	Average Limit (dBuV/m)	Margin (dB)	Peak Limit (dBuV/m)	PK Margin (dB)	Azimuth (Degs)	Height (cm)	Polarity
1	* 2.48351	57.05	Pk	32.3	-20.9	68.45	-	-	74	-5.55	137	124	H
2	* 2.48355	57.44	Pk	32.3	-20.9	68.84	-	-	74	-5.16	137	124	H
3	* 2.48351	35.86	RMS	32.3	-20.9	47.26	54	-6.74	-	-	137	124	H
4	* 2.48353	35.38	RMS	32.3	-20.9	46.78	54	-7.22	-	-	137	124	H

UL VERIFICATION SERVICES INC.
47173 Benicia Street, Fremont, CA 94538; USA TEL:(510) 319-4000 FAX:(510) 661-0888
This report shall not be reproduced except in full, without the written approval of UL Verification Services Inc.

VERTICAL RESULT

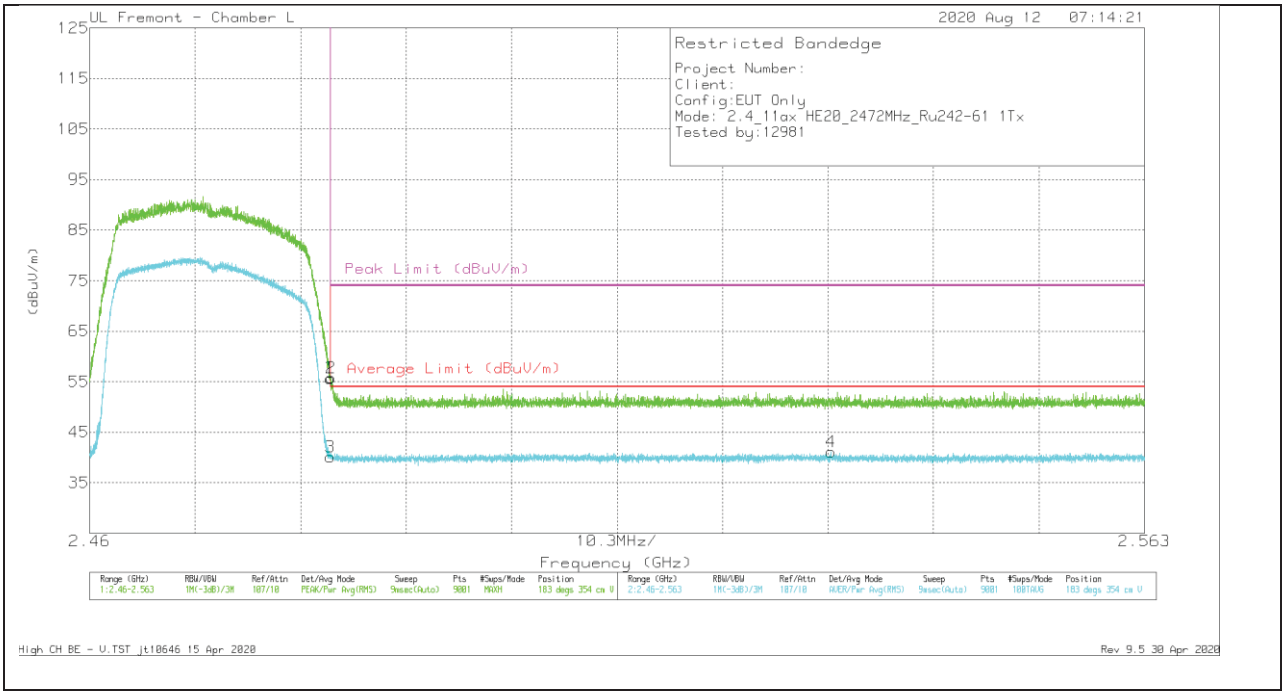

Marker	Frequency (GHz)	Meter Reading (dBuV)	Det	AF 344 (dB/m)	Amp/Cbl/Fltr/Pad (dB)	Corrected Reading (dBuV/m)	Average Limit (dBuV/m)	Margin (dB)	Peak Limit (dBuV/m)	PK Margin (dB)	Azimuth (Degs)	Height (cm)	Polarity
1	* 2.48351	44.26	Pk	32.3	-20.9	55.66	-	-	74	-18.34	183	354	V
2	* 2.48354	44.4	Pk	32.3	-20.9	55.8	-	-	74	-18.2	183	354	V
3	* 2.48351	28.71	RMS	32.3	-20.9	40.11	54	-13.89	-	-	183	354	V
4	2.53241	29.65	RMS	32.3	-20.9	41.05	54	-12.95	-	-	183	354	V

UL VERIFICATION SERVICES INC.
47173 Benicia Street, Fremont, CA 94538; USA TEL:(510) 319-4000 FAX:(510) 661-0888
This report shall not be reproduced except in full, without the written approval of UL Verification Services Inc.

ANT 3: 26-Tone, RU Index 0

BANDEDGE (LOW CHANNEL, CH 1)

HORIZONTAL RESULT

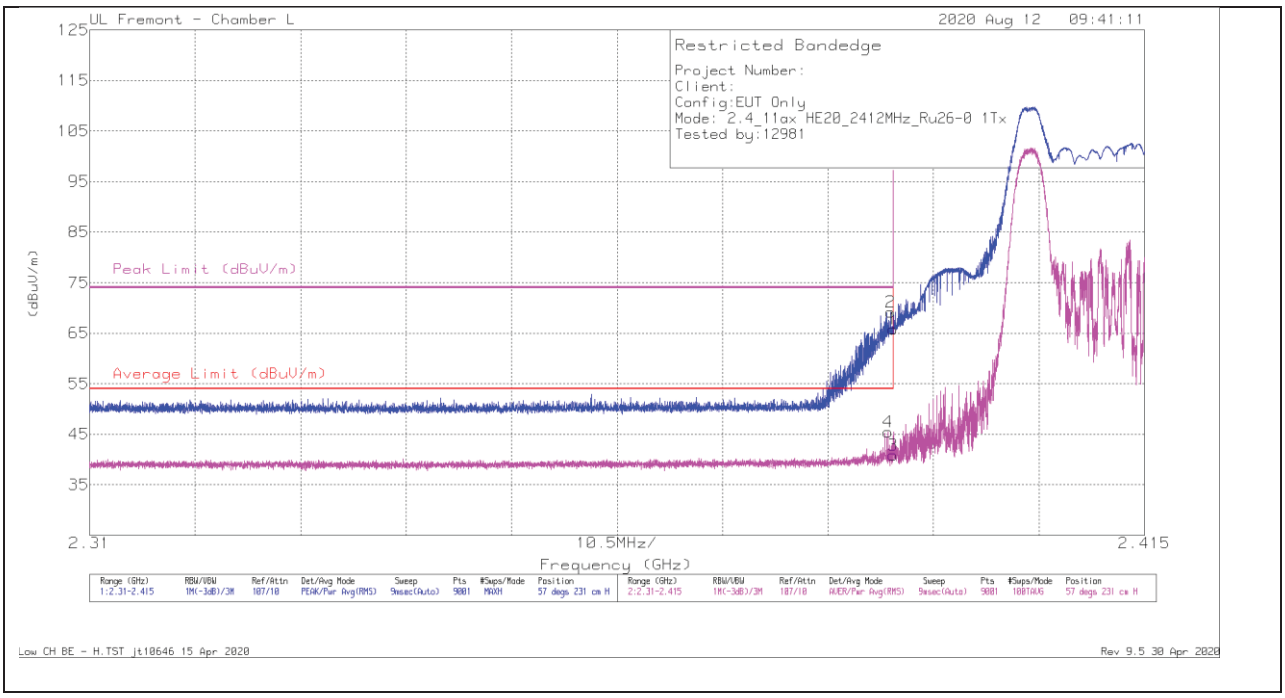

Marker	Frequency (GHz)	Meter Reading (dBuV)	Det	AF 344 (dB/m)	Amp/Cbl/Fltr/Pad (dB)	Corrected Reading (dBuV/m)	Average Limit (dBuV/m)	Margin (dB)	Peak Limit (dBuV/m)	PK Margin (dB)	Azimuth (Degs)	Height (cm)	Polarity
1	* 2.38999	55.07	Pk	31.9	-21.1	65.87	-	-	74	-8.13	57	231	H
2	* 2.38971	58.38	Pk	31.9	-21.1	69.18	-	-	74	-4.82	57	231	H
3	* 2.38999	30.05	RMS	31.9	-21.1	40.85	54	-13.15	-	-	57	231	H
4	* 2.38949	34.7	RMS	31.9	-21.1	45.5	54	-8.5	-	-	57	231	H

UL VERIFICATION SERVICES INC.
47173 Benicia Street, Fremont, CA 94538; USA TEL:(510) 319-4000 FAX:(510) 661-0888
This report shall not be reproduced except in full, without the written approval of UL Verification Services Inc.

VERTICAL RESULT

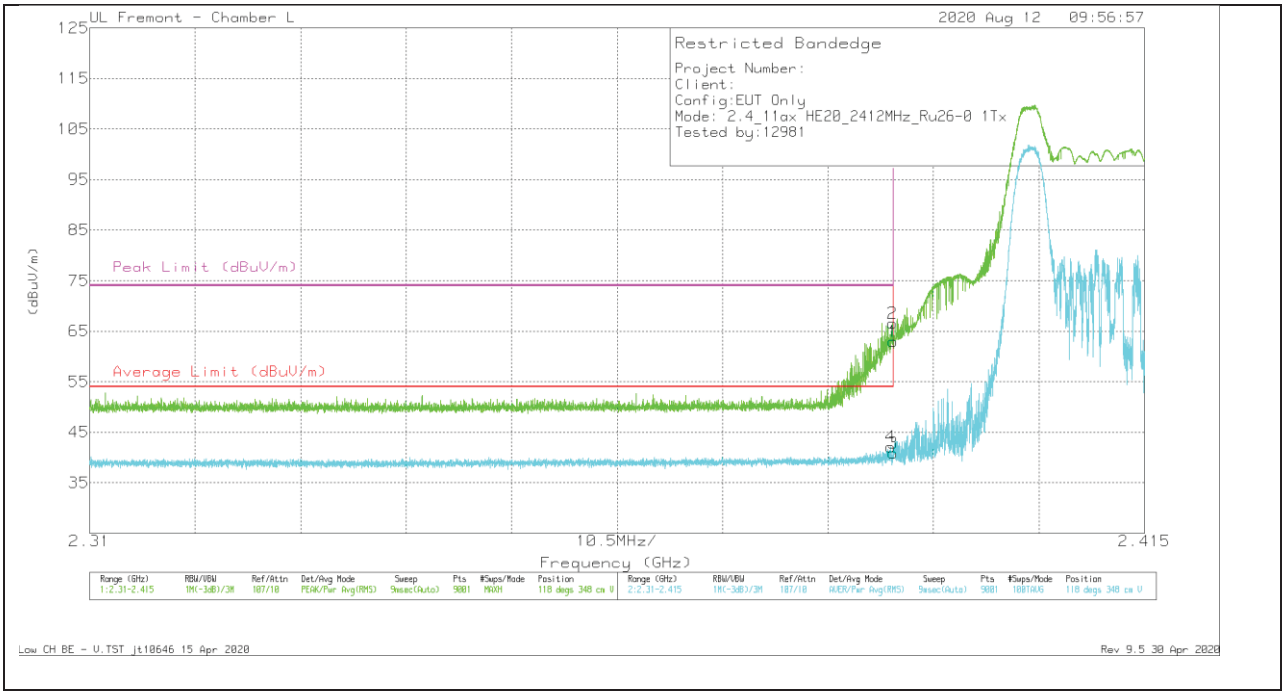

Marker	Frequency (GHz)	Meter Reading (dBuV)	Det	AF 344 (dB/m)	Amp/Cbl/Fltr/Pad (dB)	Corrected Reading (dBuV/m)	Average Limit (dBuV/m)	Margin (dB)	Peak Limit (dBuV/m)	PK Margin (dB)	Azimuth (Degs)	Height (cm)	Polarity
1	* 2.38999	52.18	Pk	31.9	-21.1	62.98	-	-	74	-11.02	118	348	V
2	* 2.38992	55.79	Pk	31.9	-21.1	66.59	-	-	74	-7.41	118	348	V
3	* 2.38999	30.04	RMS	31.9	-21.1	40.84	54	-13.16	-	-	118	348	V
4	* 2.38974	31.32	RMS	31.9	-21.1	42.12	54	-11.88	-	-	118	348	V

UL VERIFICATION SERVICES INC.
47173 Benicia Street, Fremont, CA 94538; USA TEL:(510) 319-4000 FAX:(510) 661-0888
This report shall not be reproduced except in full, without the written approval of UL Verification Services Inc.

BANDEDGE (LOW CHANNEL, CH 2)

HORIZONTAL RESULT

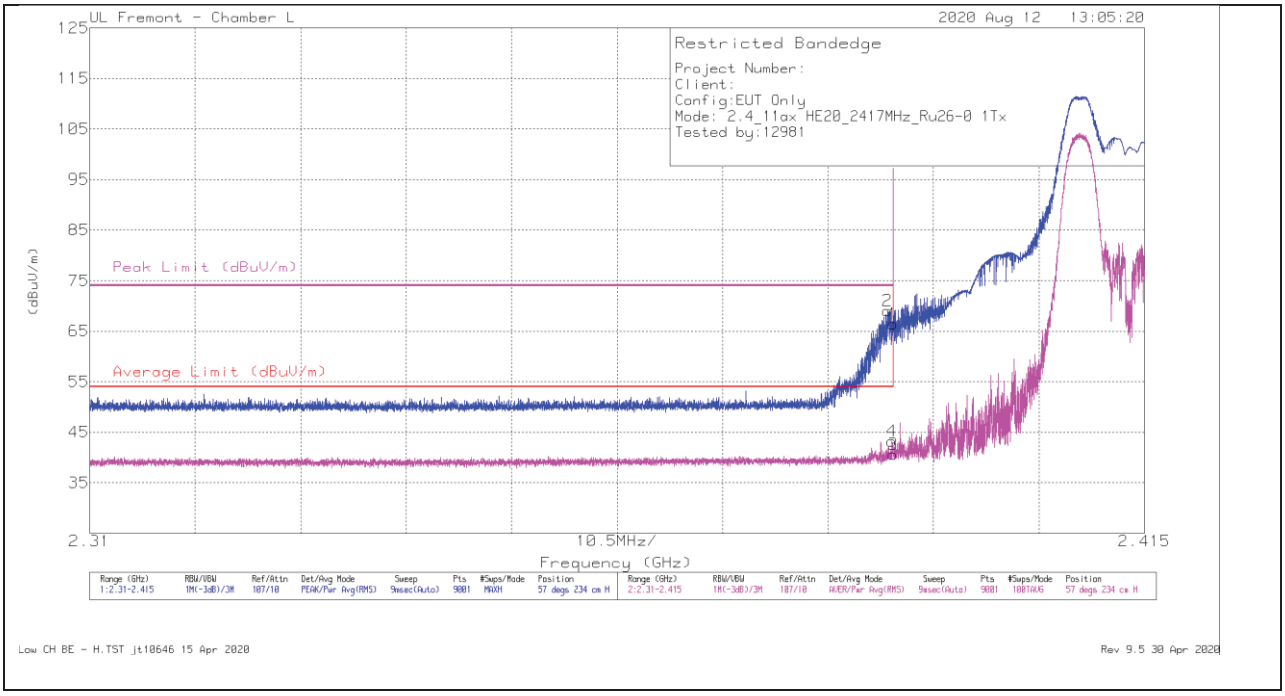

Marker	Frequency (GHz)	Meter Reading (dBuV)	Det	AF 344 (dB/m)	Amp/Cbl/Fltr/Pad (dB)	Corrected Reading (dBuV/m)	Average Limit (dBuV/m)	Margin (dB)	Peak Limit (dBuV/m)	PK Margin (dB)	Azimuth (Degs)	Height (cm)	Polarity
1	* 2.38999	55.62	Pk	31.9	-21.1	66.42	-	-	74	-7.58	57	234	H
2	* 2.38944	58.22	Pk	31.9	-21.1	69.02	-	-	74	-4.98	57	234	H
3	* 2.38999	29.8	RMS	31.9	-21.1	40.6	54	-13.4	-	-	57	234	H
4	* 2.38985	32.4	RMS	31.9	-21.1	43.2	54	-10.8	-	-	57	234	H

UL VERIFICATION SERVICES INC.
47173 Benicia Street, Fremont, CA 94538; USA TEL:(510) 319-4000 FAX:(510) 661-0888
This report shall not be reproduced except in full, without the written approval of UL Verification Services Inc.

VERTICAL RESULT

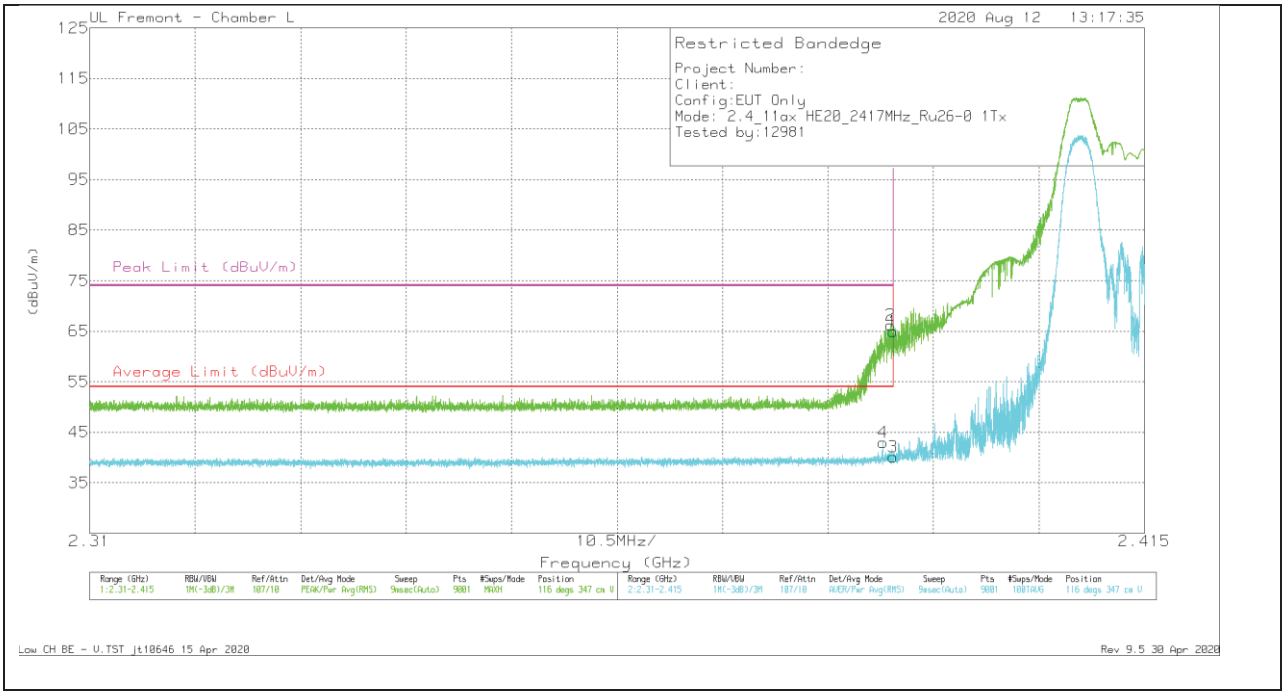

Marker	Frequency (GHz)	Meter Reading (dBuV)	Det	AF 344 (dB/m)	Amp/Cbl/Fltr/Pad (dB)	Corrected Reading (dBuV/m)	Average Limit (dBuV/m)	Margin (dB)	Peak Limit (dBuV/m)	PK Margin (dB)	Azimuth (Degs)	Height (cm)	Polarity
1	* 2.38999	54.14	Pk	31.9	-21.1	64.94	-	-	74	-9.06	116	347	V
2	* 2.38974	55.35	Pk	31.9	-21.1	66.15	-	-	74	-7.85	116	347	V
3	* 2.38999	29.36	RMS	31.9	-21.1	40.16	54	-13.84	-	-	116	347	V
4	* 2.38897	32.11	RMS	31.9	-21.1	42.91	54	-11.09	-	-	116	347	V

UL VERIFICATION SERVICES INC.
47173 Benicia Street, Fremont, CA 94538; USA TEL:(510) 319-4000 FAX:(510) 661-0888
This report shall not be reproduced except in full, without the written approval of UL Verification Services Inc.

BANDEDGE (LOW CHANNEL, CH 3)

HORIZONTAL RESULT

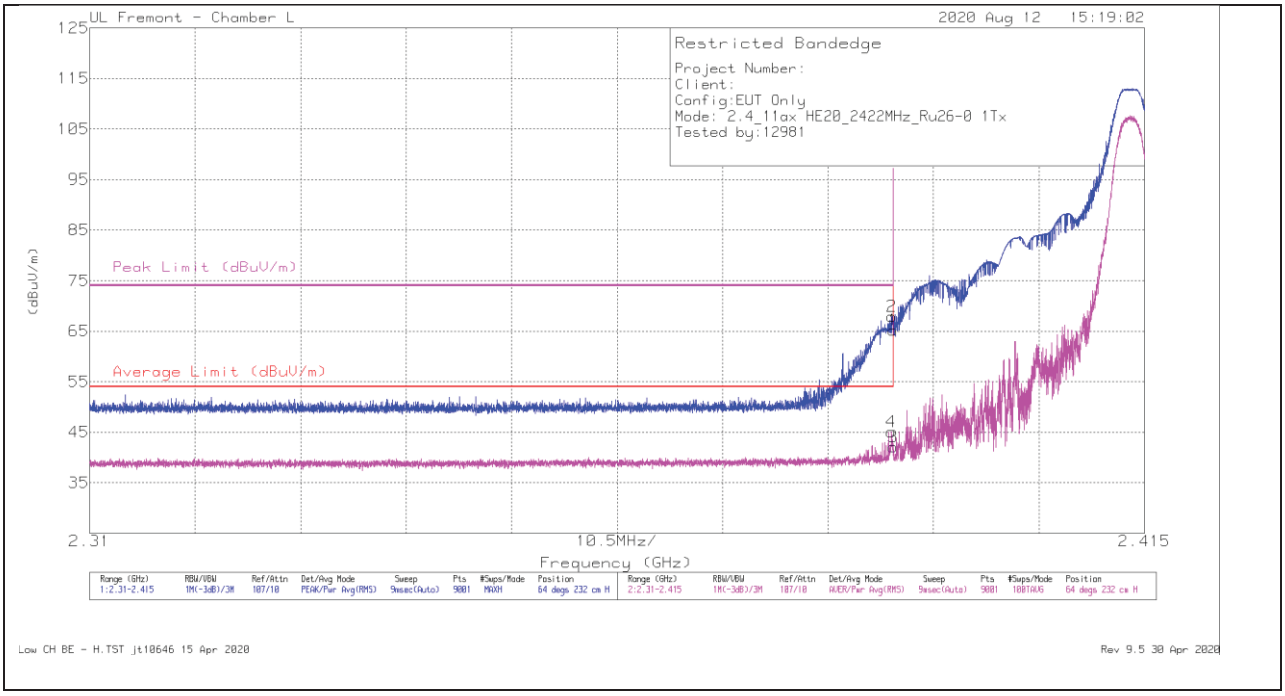

Marker	Frequency (GHz)	Meter Reading (dBuV)	Det	AF 344 (dB/m)	Amp/Cbl/Fltr/Pad (dB)	Corrected Reading (dBuV/m)	Average Limit (dBuV/m)	Margin (dB)	Peak Limit (dBuV/m)	PK Margin (dB)	Azimuth (Degs)	Height (cm)	Polarity
1	* 2.38999	54.41	Pk	31.9	-21.1	65.21	-	-	74	-8.79	64	232	H
2	* 2.38987	57.15	Pk	31.9	-21.1	67.95	-	-	74	-6.05	64	232	H
3	* 2.38999	31.34	RMS	31.9	-21.1	42.14	54	-11.86	-	-	64	232	H
4	* 2.38978	34.29	RMS	31.9	-21.1	45.09	54	-8.91	-	-	64	232	H

UL VERIFICATION SERVICES INC.
47173 Benicia Street, Fremont, CA 94538; USA TEL:(510) 319-4000 FAX:(510) 661-0888
This report shall not be reproduced except in full, without the written approval of UL Verification Services Inc.

VERTICAL RESULT

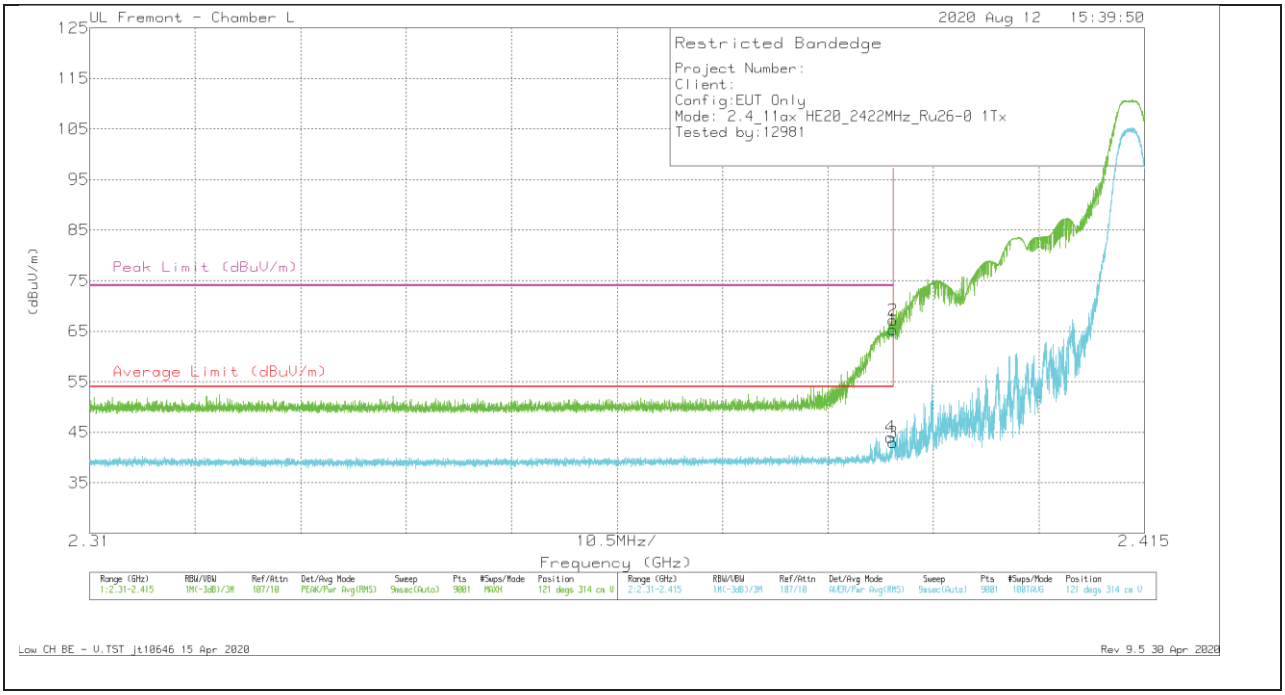

Marker	Frequency (GHz)	Meter Reading (dBuV)	Det	AF 344 (dB/m)	Amp/Cbl/Fltr/Pad (dB)	Corrected Reading (dBuV/m)	Average Limit (dBuV/m)	Margin (dB)	Peak Limit (dBuV/m)	PK Margin (dB)	Azimuth (Degs)	Height (cm)	Polarity
1	* 2.38999	54.52	Pk	31.9	-21.1	65.32	-	-	74	-8.68	121	314	V
2	* 2.38997	56.39	Pk	31.9	-21.1	67.19	-	-	74	-6.81	121	314	V
3	* 2.38999	32.22	RMS	31.9	-21.1	43.02	54	-10.98	-	-	121	314	V
4	* 2.38972	33.22	RMS	31.9	-21.1	44.02	54	-9.98	-	-	121	314	V

UL VERIFICATION SERVICES INC.
47173 Benicia Street, Fremont, CA 94538; USA TEL:(510) 319-4000 FAX:(510) 661-0888
This report shall not be reproduced except in full, without the written approval of UL Verification Services Inc.

BANDEDGE (HIGH CHANNEL, CH 9)

HORIZONTAL RESULT

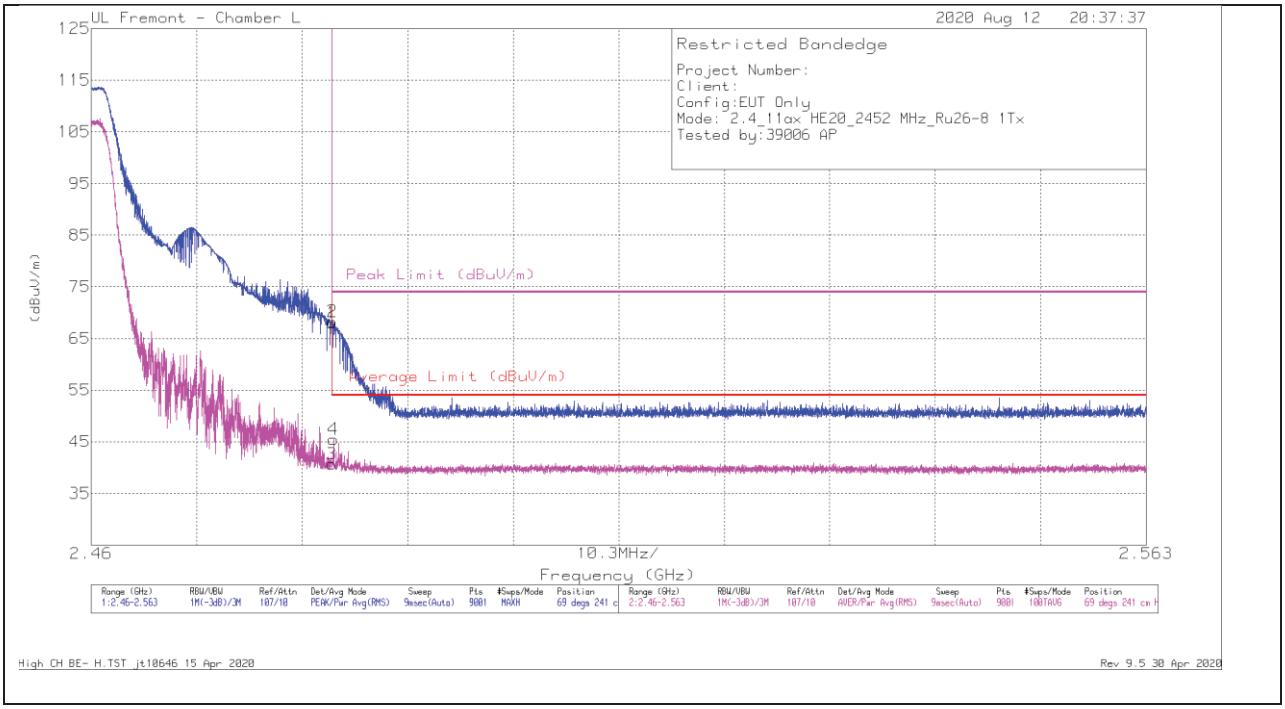

Marker	Frequency (GHz)	Meter Reading (dBuV)	Det	AF 344 (dB/m)	Amp/Cbl/Fltr/Pad (dB)	Corrected Reading (dBuV/m)	Average Limit (dBuV/m)	Margin (dB)	Peak Limit (dBuV/m)	PK Margin (dB)	Azimuth (Degs)	Height (cm)	Polarity
1	* 2.48351	56.63	Pk	32.3	-20.9	68.03	-	-	74	-5.97	69	241	H
2	* 2.48356	56.84	Pk	32.3	-20.9	68.24	-	-	74	-5.76	69	241	H
3	* 2.48351	29.28	RMS	32.3	-20.9	40.68	54	-13.32	-	-	69	241	H
4	* 2.48364	34.08	RMS	32.3	-20.9	45.48	54	-8.52	-	-	69	241	H

UL VERIFICATION SERVICES INC.
47173 Benicia Street, Fremont, CA 94538; USA TEL:(510) 319-4000 FAX:(510) 661-0888
This report shall not be reproduced except in full, without the written approval of UL Verification Services Inc.

VERTICAL RESULT

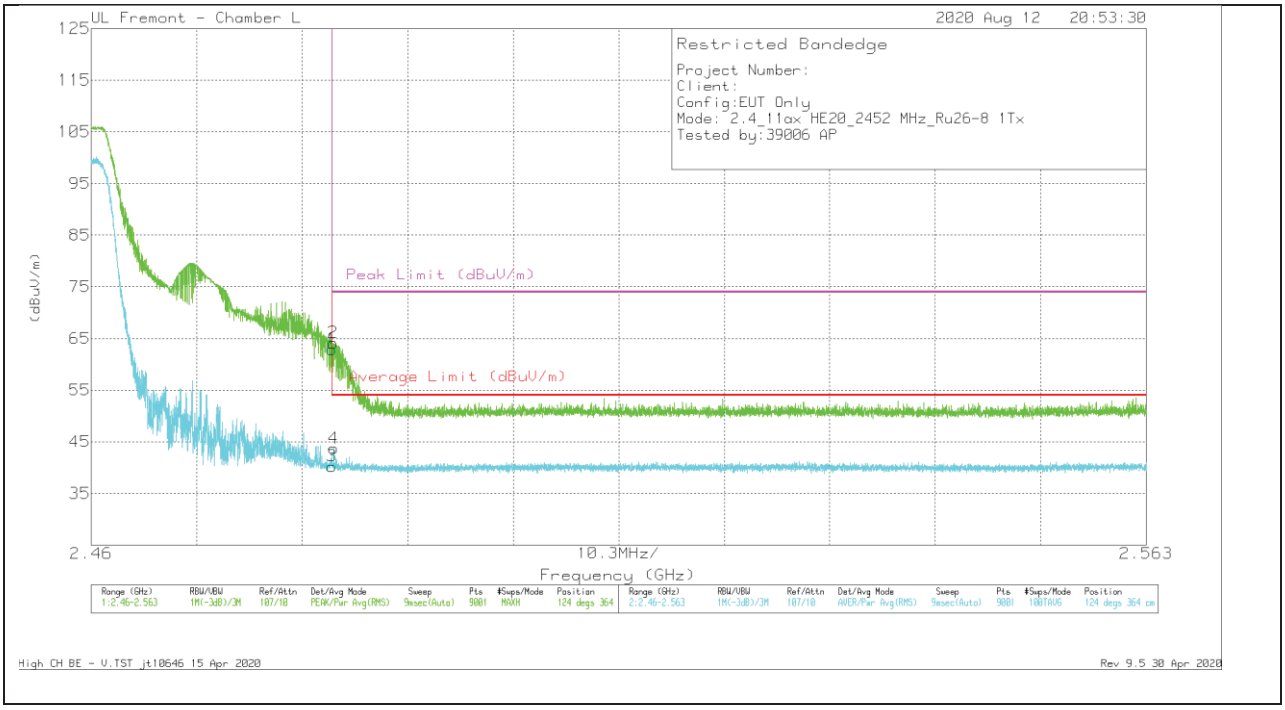

Marker	Frequency (GHz)	Meter Reading (dBuV)	Det	AF 344 (dB/m)	Amp/Cbl/Fltr/Pad (dB)	Corrected Reading (dBuV/m)	Average Limit (dBuV/m)	Margin (dB)	Peak Limit (dBuV/m)	PK Margin (dB)	Azimuth (Degs)	Height (cm)	Polarity
1	* 2.48351	51.52	Pk	32.3	-20.9	62.92	-	-	74	-11.08	124	364	V
2	* 2.4836	52.75	Pk	32.3	-20.9	64.15	-	-	74	-9.85	124	364	V
3	* 2.48351	28.87	RMS	32.3	-20.9	40.27	54	-13.73	-	-	124	364	V
4	* 2.48368	32.32	RMS	32.3	-20.9	43.72	54	-10.28	-	-	124	364	V

UL VERIFICATION SERVICES INC.
47173 Benicia Street, Fremont, CA 94538; USA TEL:(510) 319-4000 FAX:(510) 661-0888
This report shall not be reproduced except in full, without the written approval of UL Verification Services Inc.

BANDEDGE (HIGH CHANNEL, CH 10)

HORIZONTAL RESULT

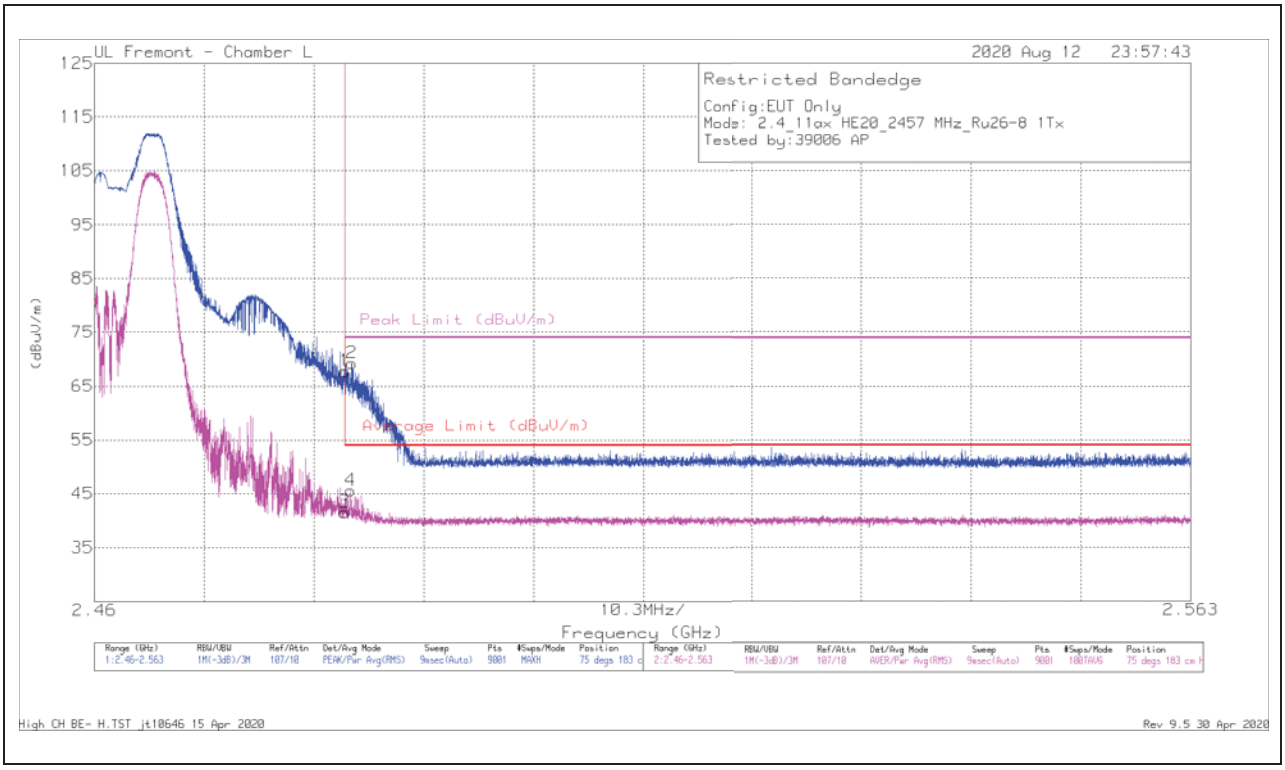

Marker	Frequency (GHz)	Meter Reading (dBuV)	Det	AF 344 (dB/m)	Amp/Cbl/Fltr/Pad (dB)	Corrected Reading (dBuV/m)	Average Limit (dBuV/m)	Margin (dB)	Peak Limit (dBuV/m)	PK Margin (dB)	Azimuth (Degs)	Height (cm)	Polarity
1	* 2.48351	56.4	Pk	32.3	-20.9	67.8	-	-	74	-6.2	75	183	H
2	* 2.48414	57.85	Pk	32.3	-20.9	69.25	-	-	74	-4.75	75	183	H
3	* 2.48351	30.18	RMS	32.3	-20.9	41.58	54	-12.42	-	-	75	183	H
4	* 2.48406	34.2	RMS	32.3	-20.9	45.6	54	-8.4	-	-	75	183	H

UL VERIFICATION SERVICES INC.
47173 Benicia Street, Fremont, CA 94538; USA TEL:(510) 319-4000 FAX:(510) 661-0888
This report shall not be reproduced except in full, without the written approval of UL Verification Services Inc.

VERTICAL RESULT

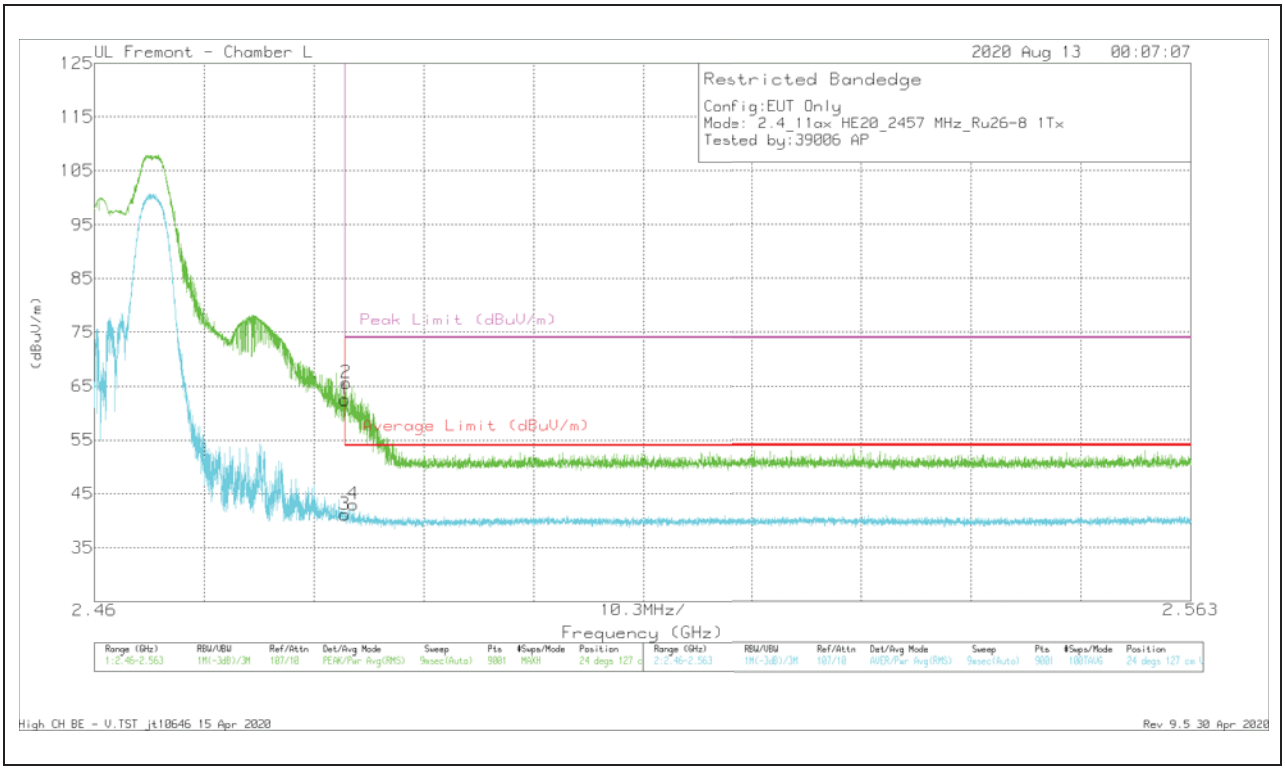

Marker	Frequency (GHz)	Meter Reading (dBuV)	Det	AF 344 (dB/m)	Amp/Cbl/Fltr/Pad (dB)	Corrected Reading (dBuV/m)	Average Limit (dBuV/m)	Margin (dB)	Peak Limit (dBuV/m)	PK Margin (dB)	Azimuth (Degs)	Height (cm)	Polarity
1	* 2.48351	51.05	Pk	32.3	-20.9	62.45	-	-	74	-11.55	24	127	V
2	* 2.48361	54.21	Pk	32.3	-20.9	65.61	-	-	74	-8.39	24	127	V
3	* 2.48351	29.74	RMS	32.3	-20.9	41.14	54	-12.86	-	-	24	127	V
4	* 2.4843	31.65	RMS	32.3	-20.9	43.05	54	-10.95	-	-	24	127	V

UL VERIFICATION SERVICES INC.
47173 Benicia Street, Fremont, CA 94538; USA TEL:(510) 319-4000 FAX:(510) 661-0888
This report shall not be reproduced except in full, without the written approval of UL Verification Services Inc.

BANDEDGE (HIGH CHANNEL, CH 11)

HORIZONTAL RESULT

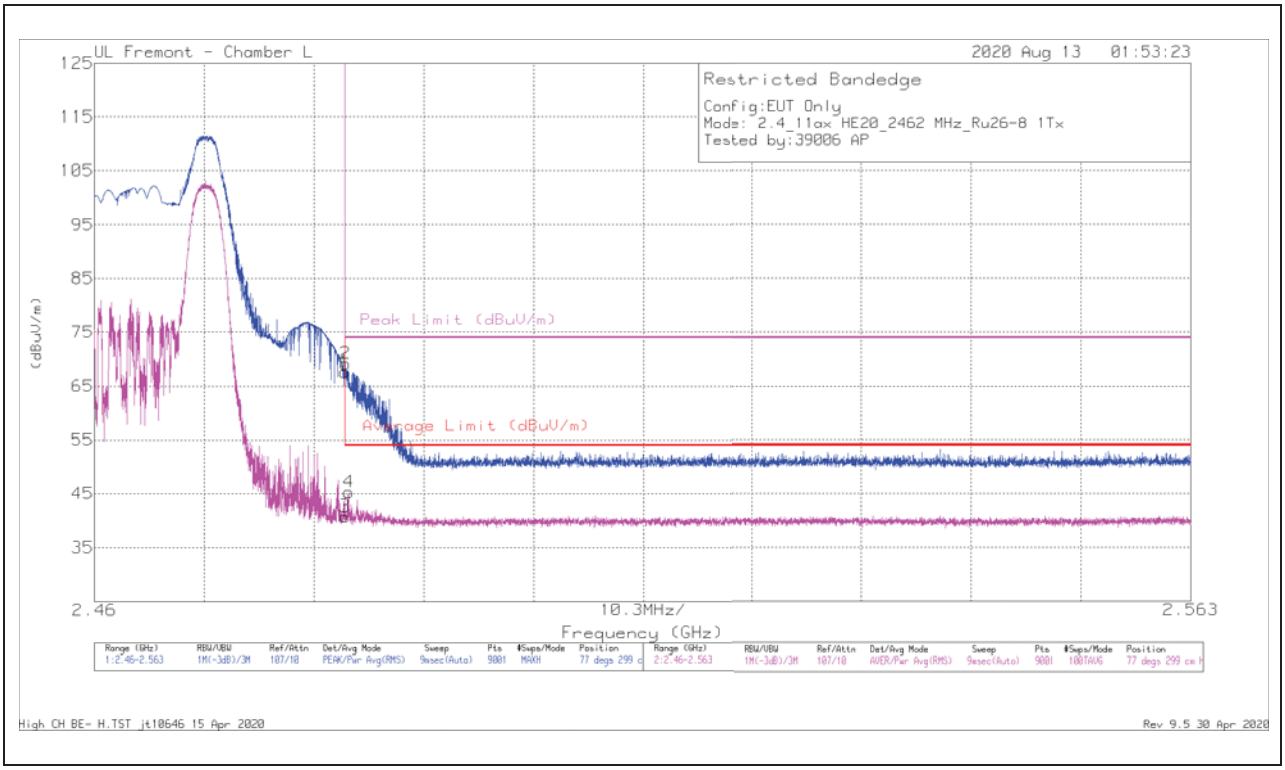

Marker	Frequency (GHz)	Meter Reading (dBuV)	Det	AF 344 (dB/m)	Amp/Cbl/Fltr/Pad (dB)	Corrected Reading (dBuV/m)	Average Limit (dBuV/m)	Margin (dB)	Peak Limit (dBuV/m)	PK Margin (dB)	Azimuth (Degs)	Height (cm)	Polarity
1	* 2.48351	56.22	Pk	32.3	-20.9	67.62	-	-	74	-6.38	77	299	H
2	* 2.48353	57.76	Pk	32.3	-20.9	69.16	-	-	74	-4.84	77	299	H
3	* 2.48351	29.33	RMS	32.3	-20.9	40.73	54	-13.27	-	-	77	299	H
4	* 2.48386	33.87	RMS	32.3	-20.9	45.27	54	-8.73	-	-	77	299	H

UL VERIFICATION SERVICES INC.
47173 Benicia Street, Fremont, CA 94538; USA TEL:(510) 319-4000 FAX:(510) 661-0888
This report shall not be reproduced except in full, without the written approval of UL Verification Services Inc.

VERTICAL RESULT

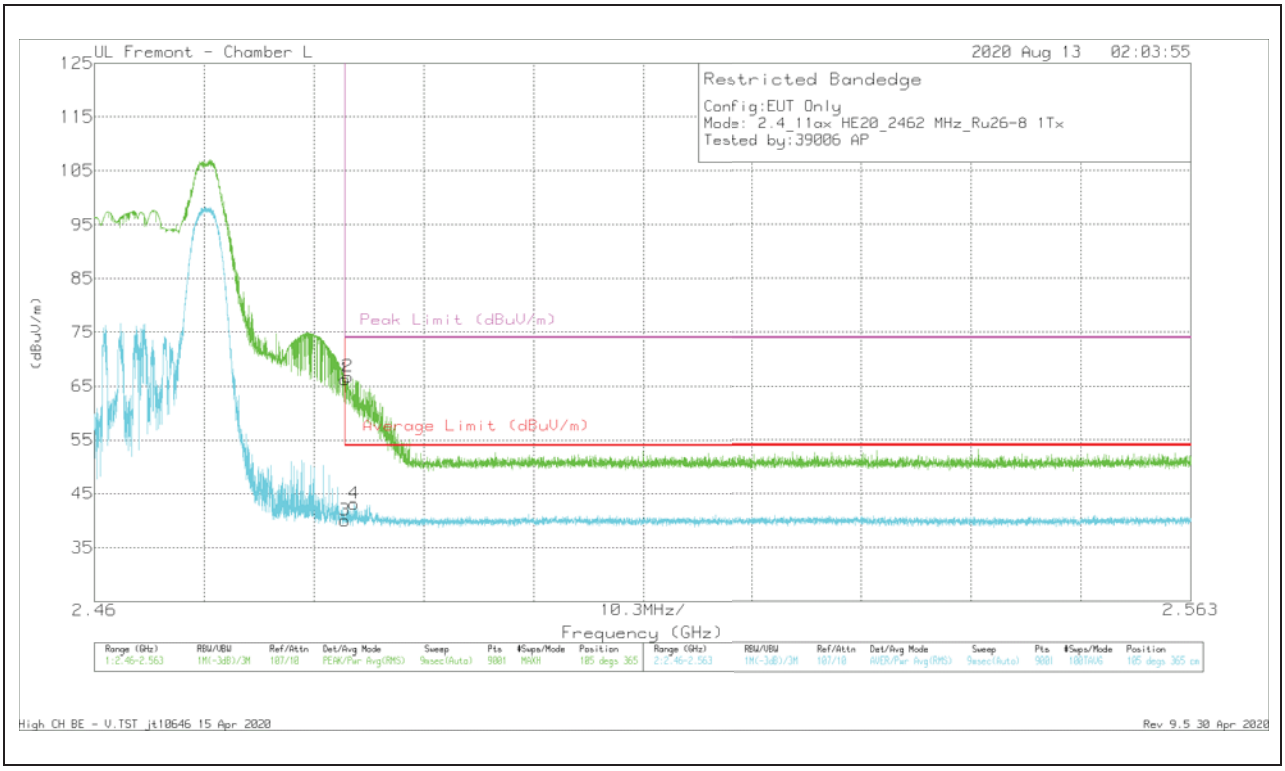

Marker	Frequency (GHz)	Meter Reading (dBuV)	Det	AF 344 (dB/m)	Amp/Cbl/Fltr/Pad (dB)	Corrected Reading (dBuV/m)	Average Limit (dBuV/m)	Margin (dB)	Peak Limit (dBuV/m)	PK Margin (dB)	Azimuth (Degs)	Height (cm)	Polarity
1	* 2.48351	54.87	Pk	32.3	-20.9	66.27	-	-	74	-7.73	105	365	V
2	* 2.48376	55.34	Pk	32.3	-20.9	66.74	-	-	74	-7.26	105	365	V
3	* 2.48351	28.63	RMS	32.3	-20.9	40.03	54	-13.97	-	-	105	365	V
4	* 2.48435	31.72	RMS	32.3	-20.9	43.12	54	-10.88	-	-	105	365	V

UL VERIFICATION SERVICES INC.
47173 Benicia Street, Fremont, CA 94538; USA TEL:(510) 319-4000 FAX:(510) 661-0888
This report shall not be reproduced except in full, without the written approval of UL Verification Services Inc.

BANDEDGE (HIGH CHANNEL, CH 12)

HORIZONTAL RESULT

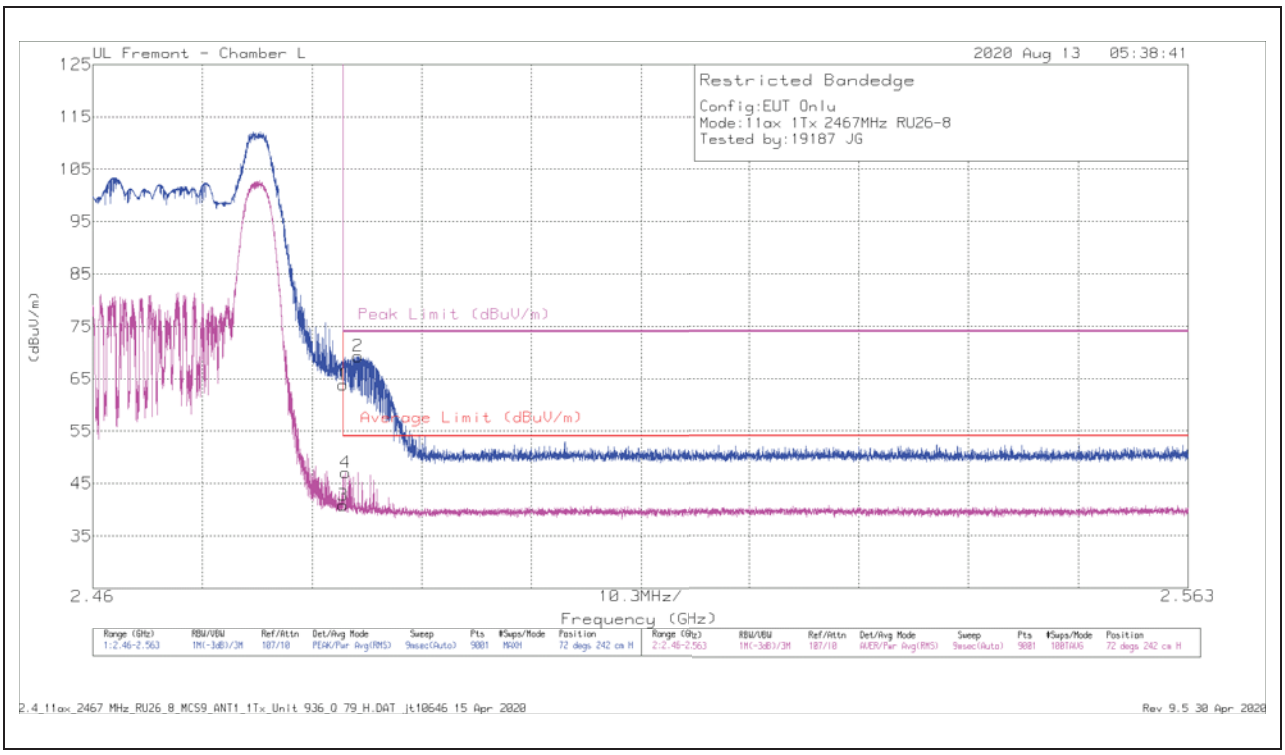

Marker	Frequency (GHz)	Meter Reading (dBuV)	Det	AF 344 (dB/m)	Amp/Cbl/Fltr/Pad (dB)	Corrected Reading (dBuV/m)	Average Limit (dBuV/m)	Margin (dB)	Peak Limit (dBuV/m)	PK Margin (dB)	Azimuth (Degs)	Height (cm)	Polarity
1	* 2.48351	52.46	Pk	32.3	-20.9	63.86	-	-	74	-10.14	72	242	H
2	* 2.48491	57.92	Pk	32.3	-20.9	69.32	-	-	74	-4.68	72	242	H
3	* 2.48351	29.45	RMS	32.3	-20.9	40.85	54	-13.15	-	-	72	242	H
4	* 2.48375	35.71	RMS	32.3	-20.9	47.11	54	-6.89	-	-	72	242	H

UL VERIFICATION SERVICES INC.
47173 Benicia Street, Fremont, CA 94538; USA TEL:(510) 319-4000 FAX:(510) 661-0888
This report shall not be reproduced except in full, without the written approval of UL Verification Services Inc.

VERTICAL RESULT

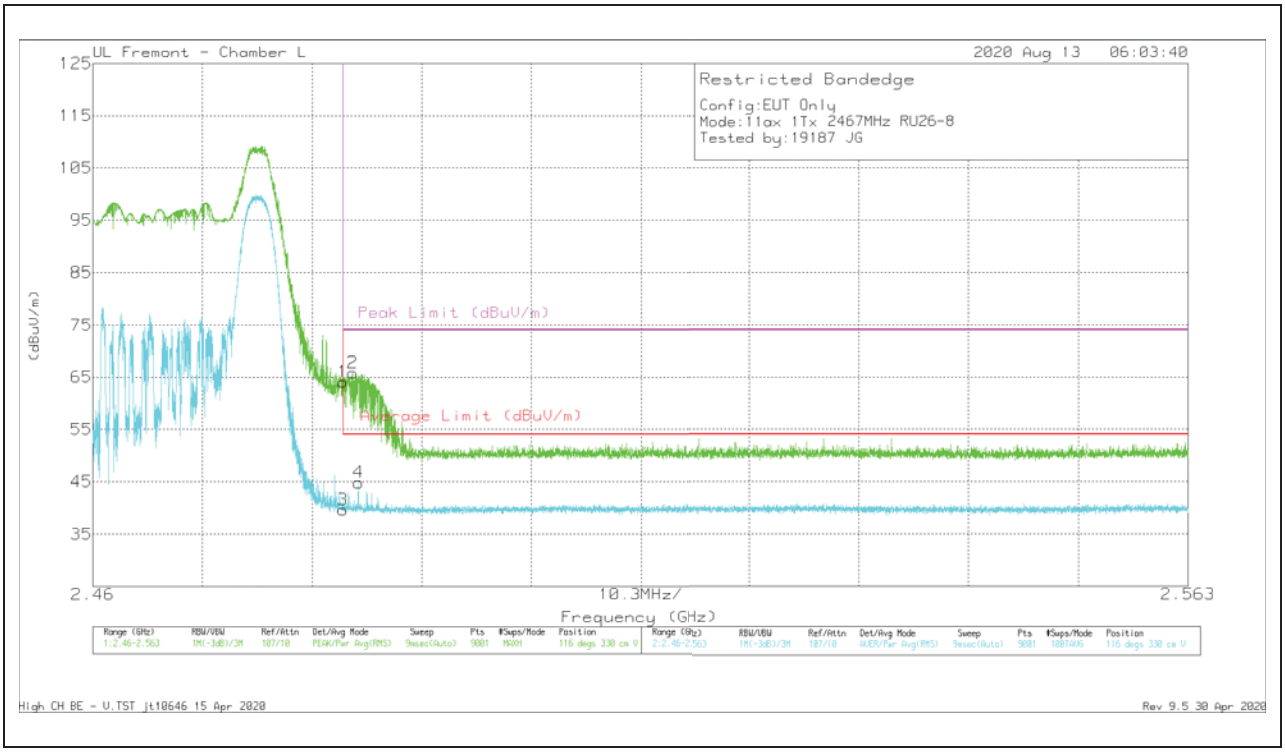

Marker	Frequency (GHz)	Meter Reading (dBuV)	Det	AF 344 (dB/m)	Amp/Cbl/Fltr/Pad (dB)	Corrected Reading (dBuV/m)	Average Limit (dBuV/m)	Margin (dB)	Peak Limit (dBuV/m)	PK Margin (dB)	Azimuth (Degs)	Height (cm)	Polarity
1	* 2.48351	52.63	Pk	32.3	-20.9	64.03	-	-	74	-9.97	116	330	V
2	* 2.48442	54.36	Pk	32.3	-20.9	65.76	-	-	74	-8.24	116	330	V
3	* 2.48351	28.24	RMS	32.3	-20.9	39.64	54	-14.36	-	-	116	330	V
4	* 2.48494	33.41	RMS	32.3	-20.9	44.81	54	-9.19	-	-	116	330	V

UL VERIFICATION SERVICES INC.
47173 Benicia Street, Fremont, CA 94538; USA TEL:(510) 319-4000 FAX:(510) 661-0888
This report shall not be reproduced except in full, without the written approval of UL Verification Services Inc.

BANDEDGE (HIGH CHANNEL, CH 13)

HORIZONTAL RESULT

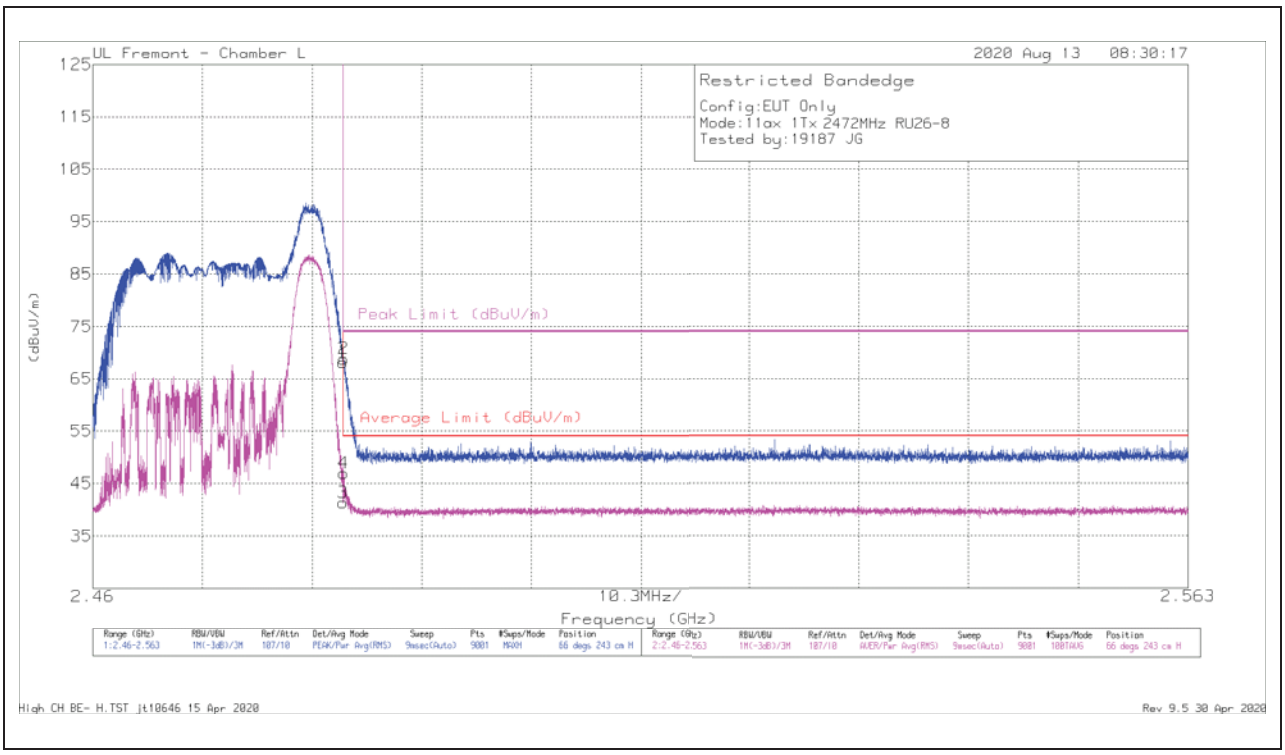

Marker	Frequency (GHz)	Meter Reading (dBuV)	Det	AF 344 (dB/m)	Amp/Cbl/Fltr/Pad (dB)	Corrected Reading (dBuV/m)	Average Limit (dBuV/m)	Margin (dB)	Peak Limit (dBuV/m)	PK Margin (dB)	Azimuth (Degs)	Height (cm)	Polarity
1	* 2.48351	56.83	Pk	32.3	-20.9	68.23	-	-	74	-5.77	66	243	H
2	* 2.48354	57.38	Pk	32.3	-20.9	68.78	-	-	74	-5.22	66	243	H
3	* 2.48351	29.97	RMS	32.3	-20.9	41.37	54	-12.63	-	-	66	243	H
4	* 2.48355	35.58	RMS	32.3	-20.9	46.98	54	-7.02	-	-	66	243	H

UL VERIFICATION SERVICES INC.
47173 Benicia Street, Fremont, CA 94538; USA TEL:(510) 319-4000 FAX:(510) 661-0888
This report shall not be reproduced except in full, without the written approval of UL Verification Services Inc.

VERTICAL RESULT

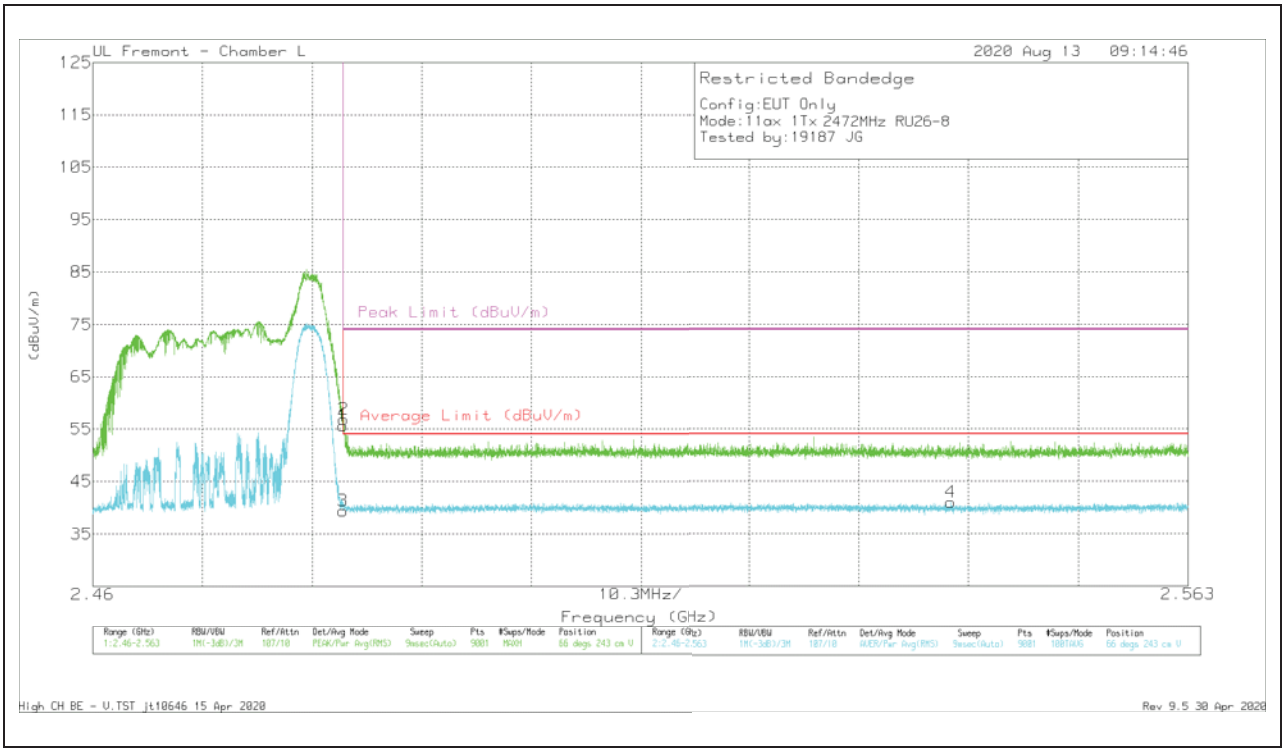

Marker	Frequency (GHz)	Meter Reading (dBuV)	Det	AF 344 (dB/m)	Amp/Cbl/Fltr/Pad (dB)	Corrected Reading (dBuV/m)	Average Limit (dBuV/m)	Margin (dB)	Peak Limit (dBuV/m)	PK Margin (dB)	Azimuth (Degs)	Height (cm)	Polarity
1	* 2.48351	44.25	Pk	32.3	-20.9	55.65	-	-	74	-18.35	66	243	V
2	* 2.48355	45.52	Pk	32.3	-20.9	56.92	-	-	74	-17.08	66	243	V
3	* 2.48351	27.92	RMS	32.3	-20.9	39.32	54	-14.68	-	-	66	243	V
4	2.5407	29.43	RMS	32.3	-20.8	40.93	54	-13.07	-	-	66	243	V

UL VERIFICATION SERVICES INC.
47173 Benicia Street, Fremont, CA 94538; USA TEL:(510) 319-4000 FAX:(510) 661-0888
This report shall not be reproduced except in full, without the written approval of UL Verification Services Inc.

ANT 3: 242-Tone, RU Index 61

BANDEDGE (LOW CHANNEL, CH 1)

HORIZONTAL RESULT

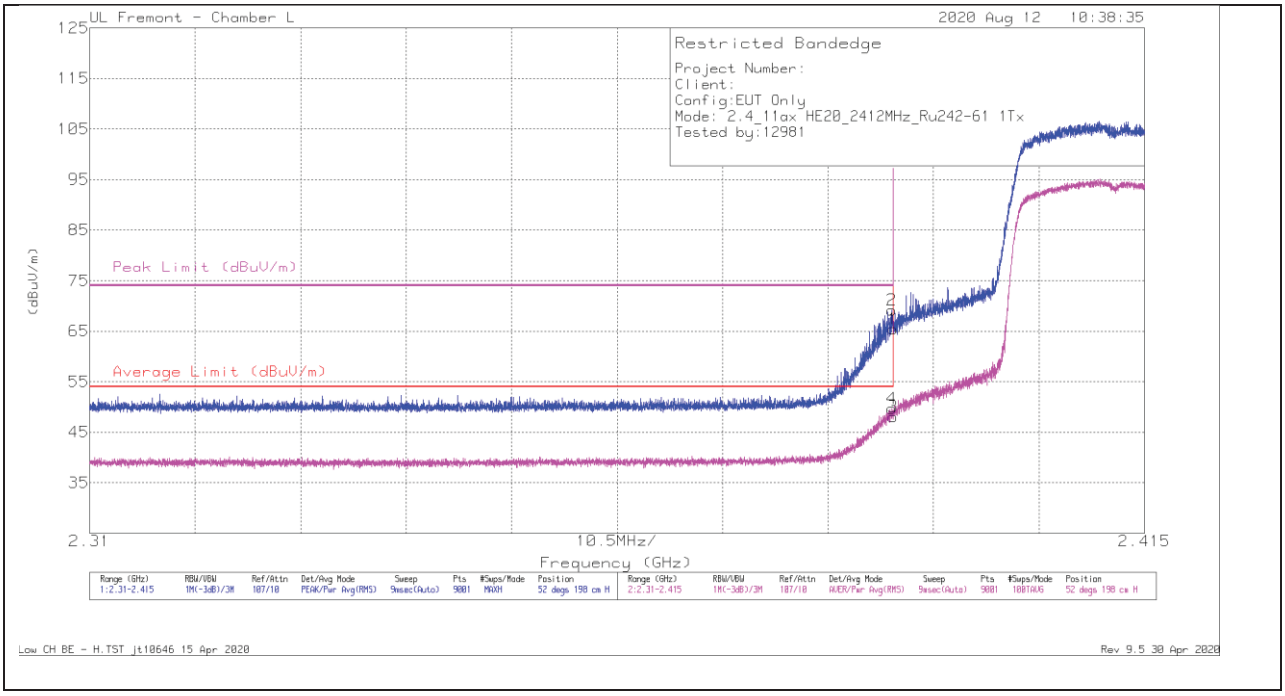

Marker	Frequency (GHz)	Meter Reading (dBuV)	Det	AF 344 (dB/m)	Amp/Cbl/Fltr/Pad (dB)	Corrected Reading (dBuV/m)	Average Limit (dBuV/m)	Margin (dB)	Peak Limit (dBuV/m)	PK Margin (dB)	Azimuth (Degs)	Height (cm)	Polarity
1	* 2.38999	54.67	Pk	31.9	-21.1	65.47	-	-	74	-8.53	52	198	H
2	* 2.38983	58.31	Pk	31.9	-21.1	69.11	-	-	74	-4.89	52	198	H
3	* 2.38999	37.24	RMS	31.9	-21.1	48.04	54	-5.96	-	-	52	198	H
4	* 2.38986	38.84	RMS	31.9	-21.1	49.64	54	-4.36	-	-	52	198	H

UL VERIFICATION SERVICES INC.
47173 Benicia Street, Fremont, CA 94538; USA TEL:(510) 319-4000 FAX:(510) 661-0888
This report shall not be reproduced except in full, without the written approval of UL Verification Services Inc.

VERTICAL RESULT

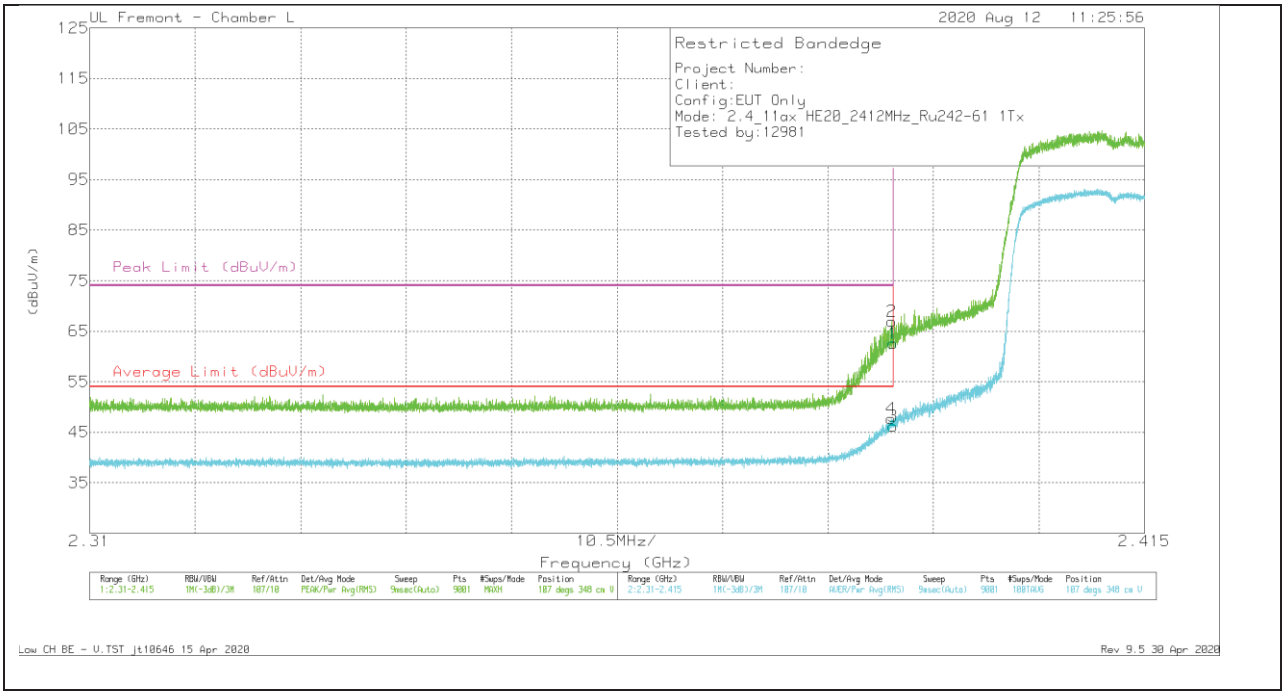

Marker	Frequency (GHz)	Meter Reading (dBuV)	Det	AF 344 (dB/m)	Amp/Cbl/Fltr/Pad (dB)	Corrected Reading (dBuV/m)	Average Limit (dBuV/m)	Margin (dB)	Peak Limit (dBuV/m)	PK Margin (dB)	Azimuth (Degs)	Height (cm)	Polarity
1	* 2.38999	51.75	Pk	31.9	-21.1	62.55	-	-	74	-11.45	107	348	V
2	* 2.38984	56.08	Pk	31.9	-21.1	66.88	-	-	74	-7.12	107	348	V
3	* 2.38999	35.42	RMS	31.9	-21.1	46.22	54	-7.78	-	-	107	348	V
4	* 2.38981	36.91	RMS	31.9	-21.1	47.71	54	-6.29	-	-	107	348	V

UL VERIFICATION SERVICES INC.
47173 Benicia Street, Fremont, CA 94538; USA TEL:(510) 319-4000 FAX:(510) 661-0888
This report shall not be reproduced except in full, without the written approval of UL Verification Services Inc.

BANDEDGE (LOW CHANNEL, CH 2)

HORIZONTAL RESULT

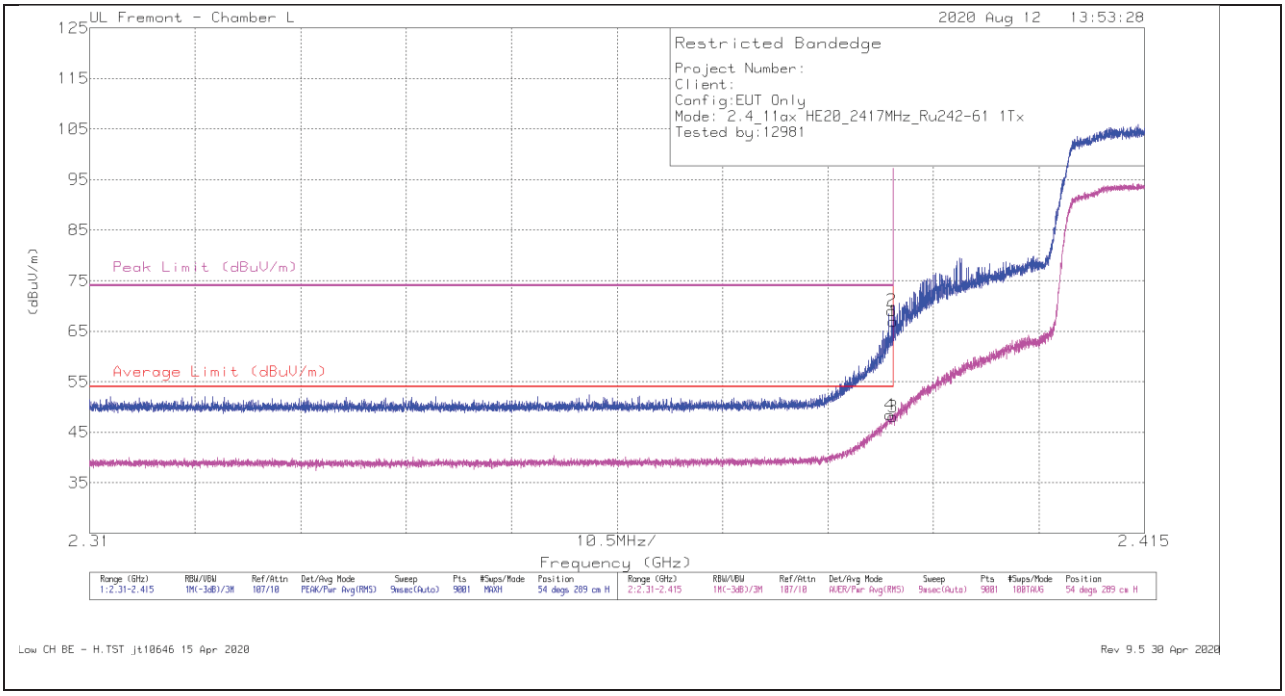

Marker	Frequency (GHz)	Meter Reading (dBuV)	Det	AF 344 (dB/m)	Amp/Cbl/Fltr/Pad (dB)	Corrected Reading (dBuV/m)	Average Limit (dBuV/m)	Margin (dB)	Peak Limit (dBuV/m)	PK Margin (dB)	Azimuth (Degs)	Height (cm)	Polarity
1	* 2.38999	56.18	Pk	31.9	-21.1	66.98	-	-	74	-7.02	54	289	H
2	* 2.38988	58.3	Pk	31.9	-21.1	69.1	-	-	74	-4.9	54	289	H
3	* 2.38999	37.28	RMS	31.9	-21.1	48.08	54	-5.92	-	-	54	289	H
4	* 2.38966	37.63	RMS	31.9	-21.1	48.43	54	-5.57	-	-	54	289	H

UL VERIFICATION SERVICES INC.
47173 Benicia Street, Fremont, CA 94538; USA TEL:(510) 319-4000 FAX:(510) 661-0888
This report shall not be reproduced except in full, without the written approval of UL Verification Services Inc.