VERTICAL RESULT

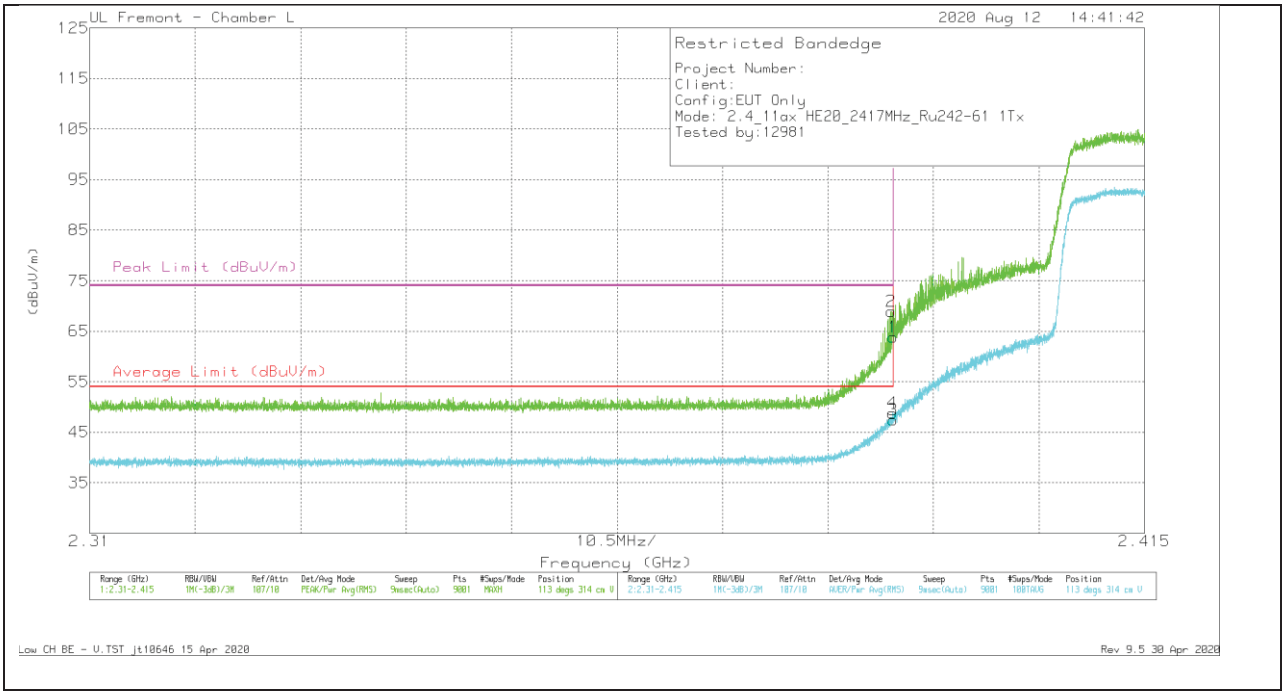

Marker	Frequency (GHz)	Meter Reading (dBuV)	Det	AF 344 (dB/m)	Amp/Cbl/Fltr/Pad (dB)	Corrected Reading (dBuV/m)	Average Limit (dBuV/m)	Margin (dB)	Peak Limit (dBuV/m)	PK Margin (dB)	Azimuth (Degs)	Height (cm)	Polarity
1	* 2.38999	53.06	Pk	31.9	-21.1	63.86	-	-	74	-10.14	113	314	V
2	* 2.38981	58.08	Pk	31.9	-21.1	68.88	-	-	74	-5.12	113	314	V
3	* 2.38999	36.63	RMS	31.9	-21.1	47.43	54	-6.57	-	-	113	314	V
4	* 2.38992	38.04	RMS	31.9	-21.1	48.84	54	-5.16	-	-	113	314	V

UL VERIFICATION SERVICES INC.
47173 Benicia Street, Fremont, CA 94538; USA TEL:(510) 319-4000 FAX:(510) 661-0888
This report shall not be reproduced except in full, without the written approval of UL Verification Services Inc.

BANDEDGE (LOW CHANNEL, CH 3)

HORIZONTAL RESULT

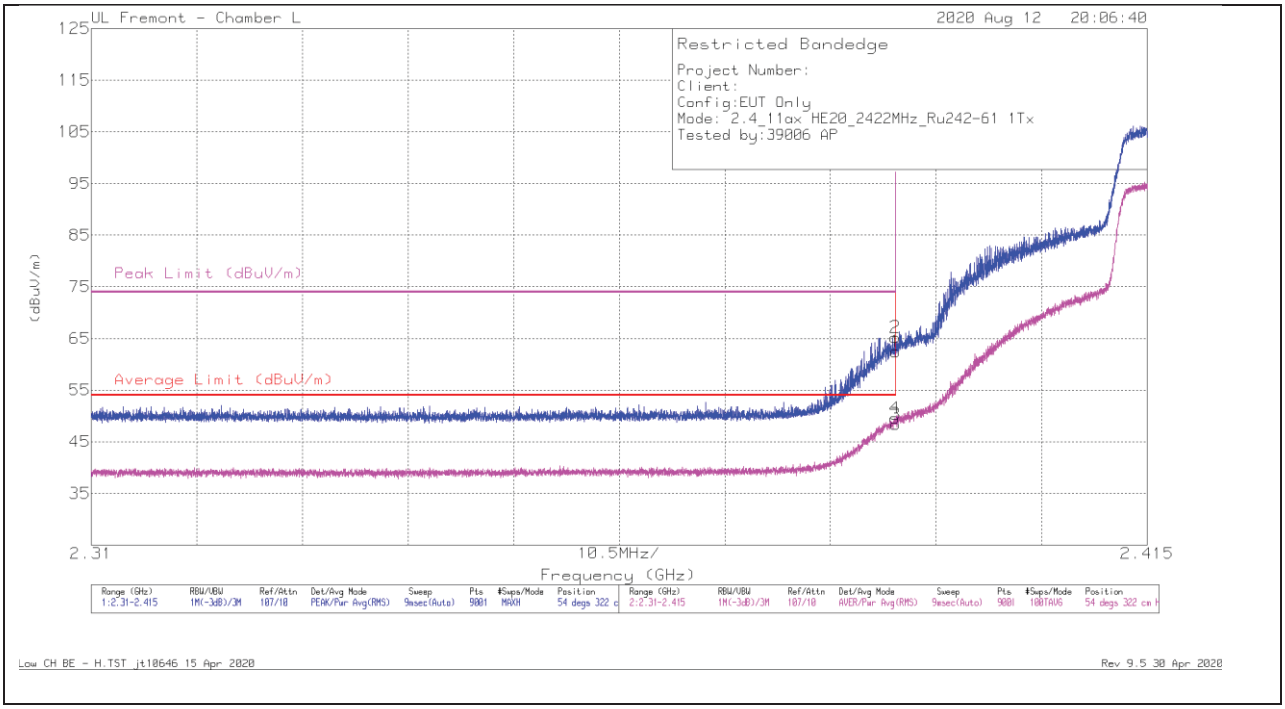

Marker	Frequency (GHz)	Meter Reading (dBuV)	Det	AF 344 (dB/m)	Amp/Cbl/Fltr/Pad (dB)	Corrected Reading (dBuV/m)	Average Limit (dBuV/m)	Margin (dB)	Peak Limit (dBuV/m)	PK Margin (dB)	Azimuth (Degs)	Height (cm)	Polarity
1	* 2.38999	51.66	Pk	31.9	-21.1	62.46	-	-	74	-11.54	54	322	H
2	* 2.38995	54.39	Pk	31.9	-21.1	65.19	-	-	74	-8.81	54	322	H
3	* 2.38999	37.58	RMS	31.9	-21.1	48.38	54	-5.62	-	-	54	322	H
4	* 2.38992	38.78	RMS	31.9	-21.1	49.58	54	-4.42	-	-	54	322	H

UL VERIFICATION SERVICES INC.
47173 Benicia Street, Fremont, CA 94538; USA TEL:(510) 319-4000 FAX:(510) 661-0888
This report shall not be reproduced except in full, without the written approval of UL Verification Services Inc.

VERTICAL RESULT

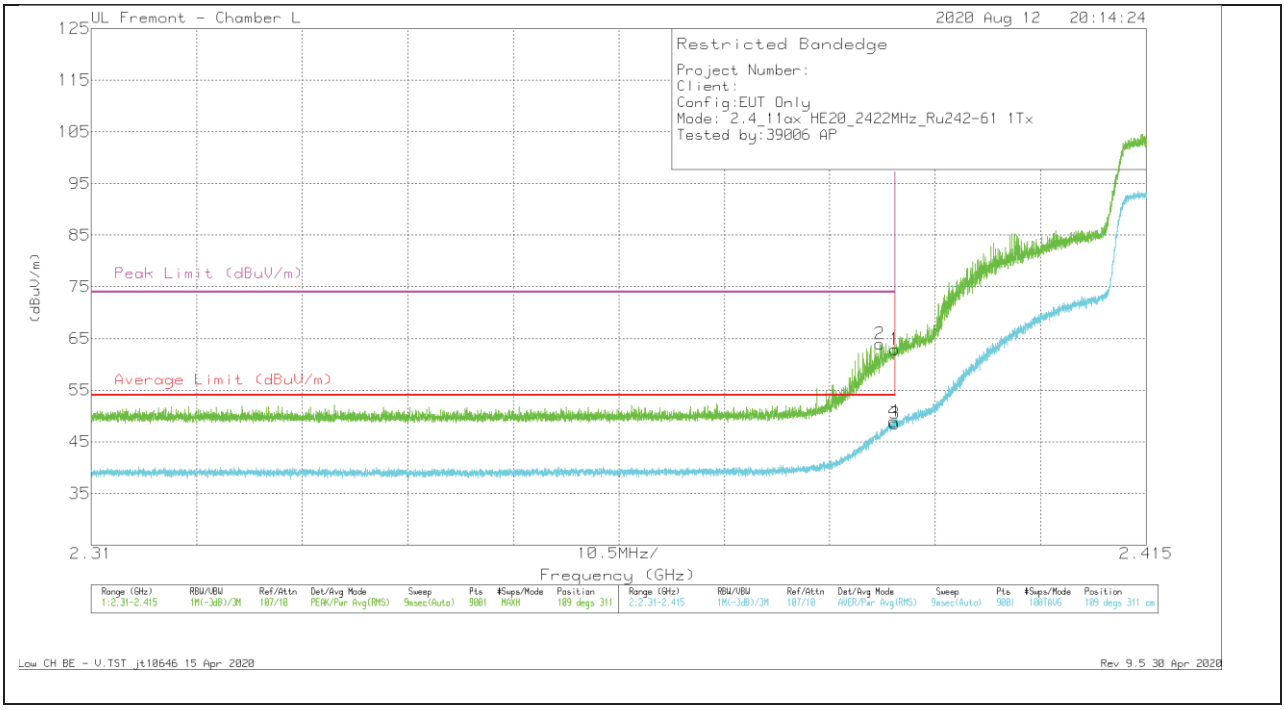

Marker	Frequency (GHz)	Meter Reading (dBuV)	Det	AF 344 (dB/m)	Amp/Cbl/Fltr/Pad (dB)	Corrected Reading (dBuV/m)	Average Limit (dBuV/m)	Margin (dB)	Peak Limit (dBuV/m)	PK Margin (dB)	Azimuth (Degs)	Height (cm)	Polarity
1	* 2.38999	52.08	Pk	31.9	-21.1	62.88	-	-	74	-11.12	109	311	V
2	* 2.38847	53.17	Pk	31.9	-21.1	63.97	-	-	74	-10.03	109	311	V
3	* 2.38999	37.77	RMS	31.9	-21.1	48.57	54	-5.43	-	-	109	311	V
4	* 2.38988	38.14	RMS	31.9	-21.1	48.94	54	-5.06	-	-	109	311	V

UL VERIFICATION SERVICES INC.
47173 Benicia Street, Fremont, CA 94538; USA TEL:(510) 319-4000 FAX:(510) 661-0888
This report shall not be reproduced except in full, without the written approval of UL Verification Services Inc.

BANDEDGE (HIGH CHANNEL, CH 9)

HORIZONTAL RESULT

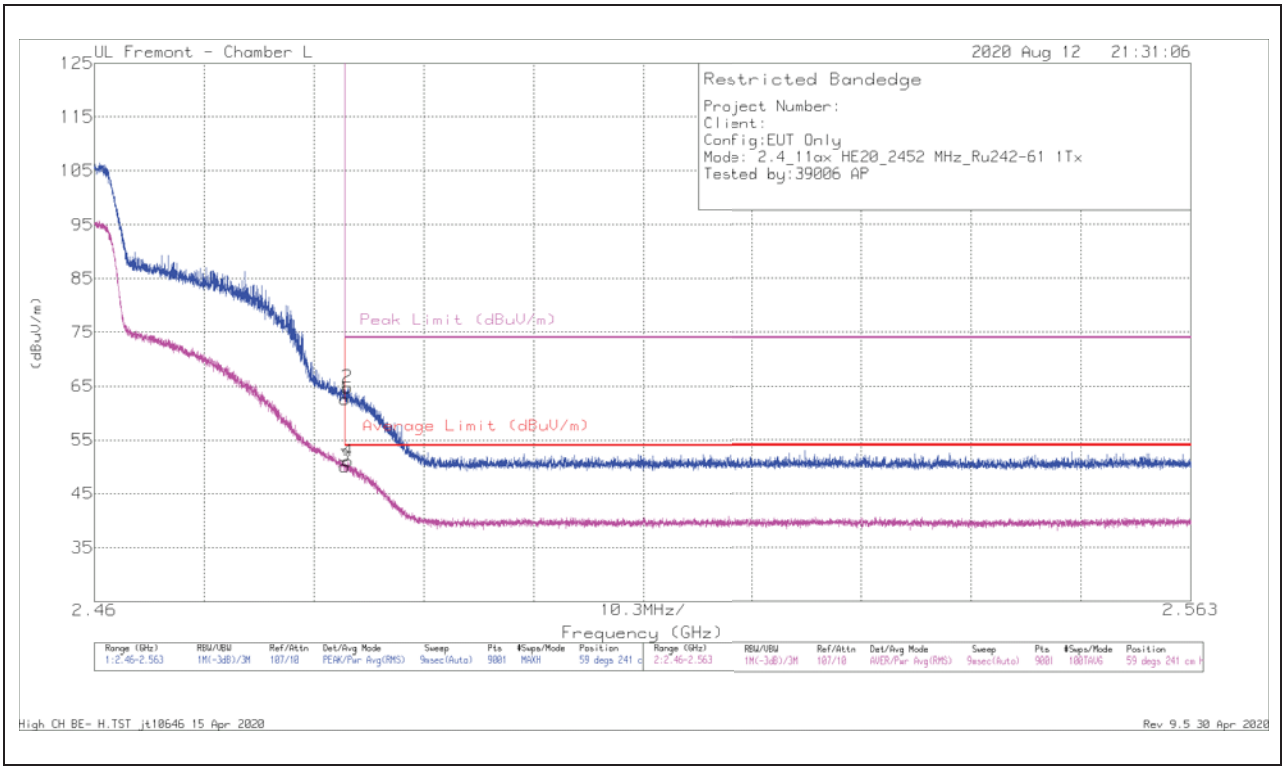

Marker	Frequency (GHz)	Meter Reading (dBuV)	Det	AF 344 (dB/m)	Amp/Cbl/Fltr/Pad (dB)	Corrected Reading (dBuV/m)	Average Limit (dBuV/m)	Margin (dB)	Peak Limit (dBuV/m)	PK Margin (dB)	Azimuth (Degs)	Height (cm)	Polarity
1	* 2.48351	51.14	Pk	32.3	-20.9	62.54	-	-	74	-11.46	59	241	H
2	* 2.48372	53.35	Pk	32.3	-20.9	64.75	-	-	74	-9.25	59	241	H
3	* 2.48351	38.65	RMS	32.3	-20.9	50.05	54	-3.95	-	-	59	241	H
4	* 2.48382	39.64	RMS	32.3	-20.9	51.04	54	-2.96	-	-	59	241	H

UL VERIFICATION SERVICES INC.
47173 Benicia Street, Fremont, CA 94538; USA TEL:(510) 319-4000 FAX:(510) 661-0888
This report shall not be reproduced except in full, without the written approval of UL Verification Services Inc.

VERTICAL RESULT

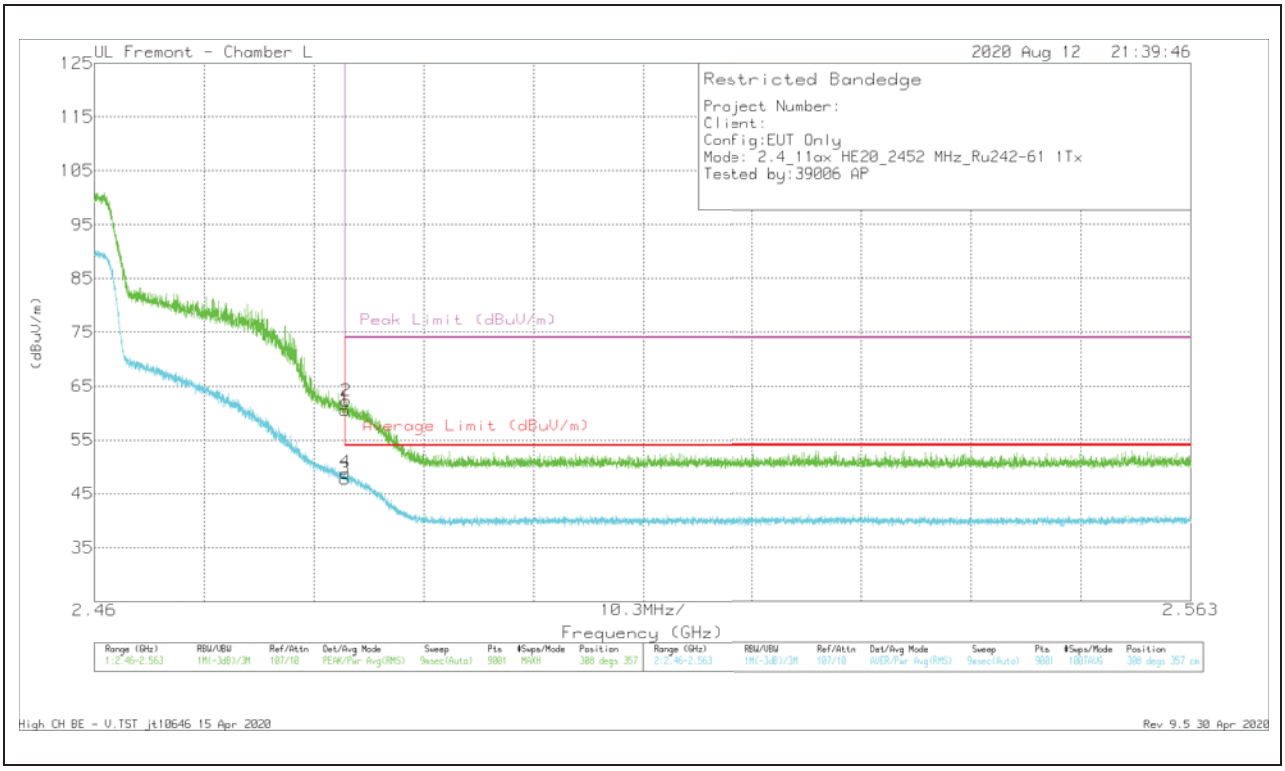

Marker	Frequency (GHz)	Meter Reading (dBuV)	Det	AF 344 (dB/m)	Amp/Cbl/Fltr/Pad (dB)	Corrected Reading (dBuV/m)	Average Limit (dBuV/m)	Margin (dB)	Peak Limit (dBuV/m)	PK Margin (dB)	Azimuth (Degs)	Height (cm)	Polarity
1	* 2.48351	49.2	Pk	32.3	-20.9	60.6	-	-	74	-13.4	308	357	V
2	* 2.48362	50.83	Pk	32.3	-20.9	62.23	-	-	74	-11.77	308	357	V
3	* 2.48351	36.35	RMS	32.3	-20.9	47.75	54	-6.25	-	-	308	357	V
4	* 2.48356	37.5	RMS	32.3	-20.9	48.9	54	-5.1	-	-	308	357	V

UL VERIFICATION SERVICES INC.
47173 Benicia Street, Fremont, CA 94538; USA TEL:(510) 319-4000 FAX:(510) 661-0888
This report shall not be reproduced except in full, without the written approval of UL Verification Services Inc.

BANDEDGE (HIGH CHANNEL, CH 10)

HORIZONTAL RESULT

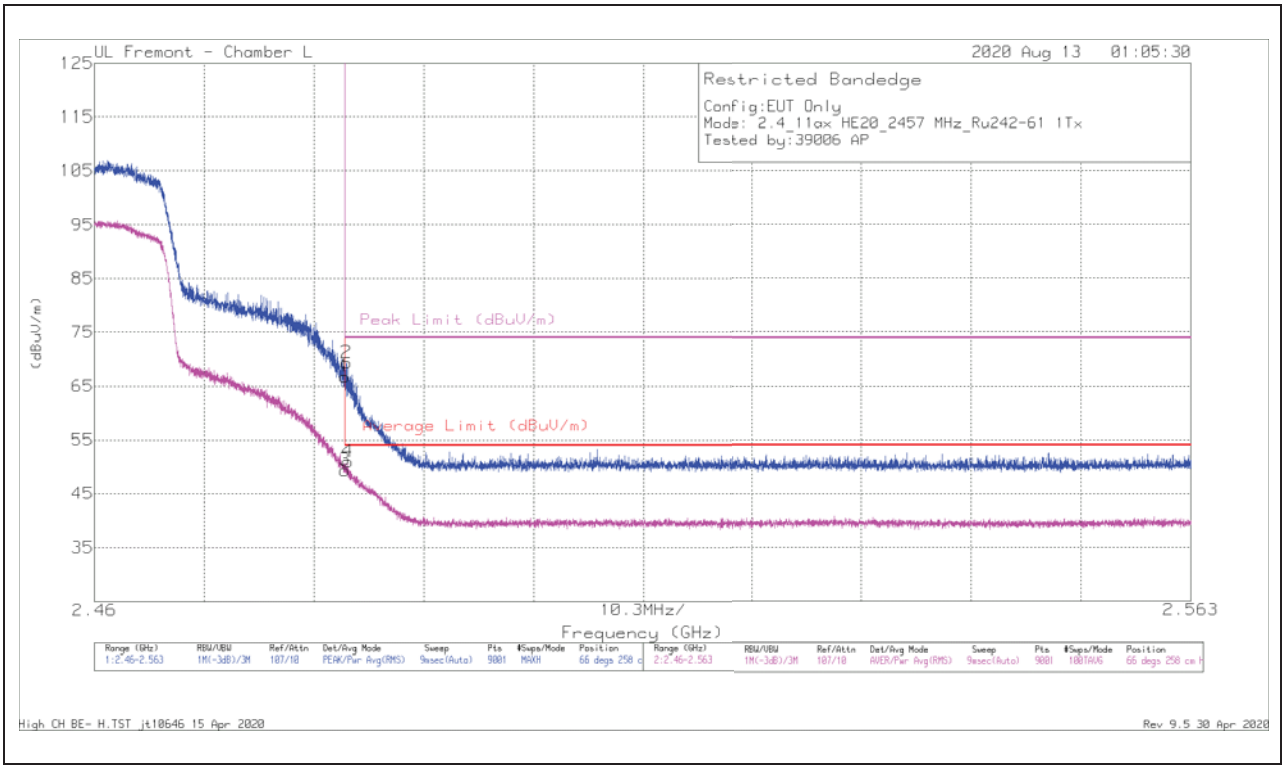

Marker	Frequency (GHz)	Meter Reading (dBuV)	Det	AF 344 (dB/m)	Amp/Cbl/Fltr/Pad (dB)	Corrected Reading (dBuV/m)	Average Limit (dBuV/m)	Margin (dB)	Peak Limit (dBuV/m)	PK Margin (dB)	Azimuth (Degs)	Height (cm)	Polarity
1	* 2.48351	55.39	Pk	32.3	-20.9	66.79	-	-	74	-7.21	66	258	H
2	* 2.48363	57.95	Pk	32.3	-20.9	69.35	-	-	74	-4.65	66	258	H
3	* 2.48351	37.99	RMS	32.3	-20.9	49.39	54	-4.61	-	-	66	258	H
4	* 2.48376	39.57	RMS	32.3	-20.9	50.97	54	-3.03	-	-	66	258	H

UL VERIFICATION SERVICES INC.
47173 Benicia Street, Fremont, CA 94538; USA TEL:(510) 319-4000 FAX:(510) 661-0888
This report shall not be reproduced except in full, without the written approval of UL Verification Services Inc.

VERTICAL RESULT

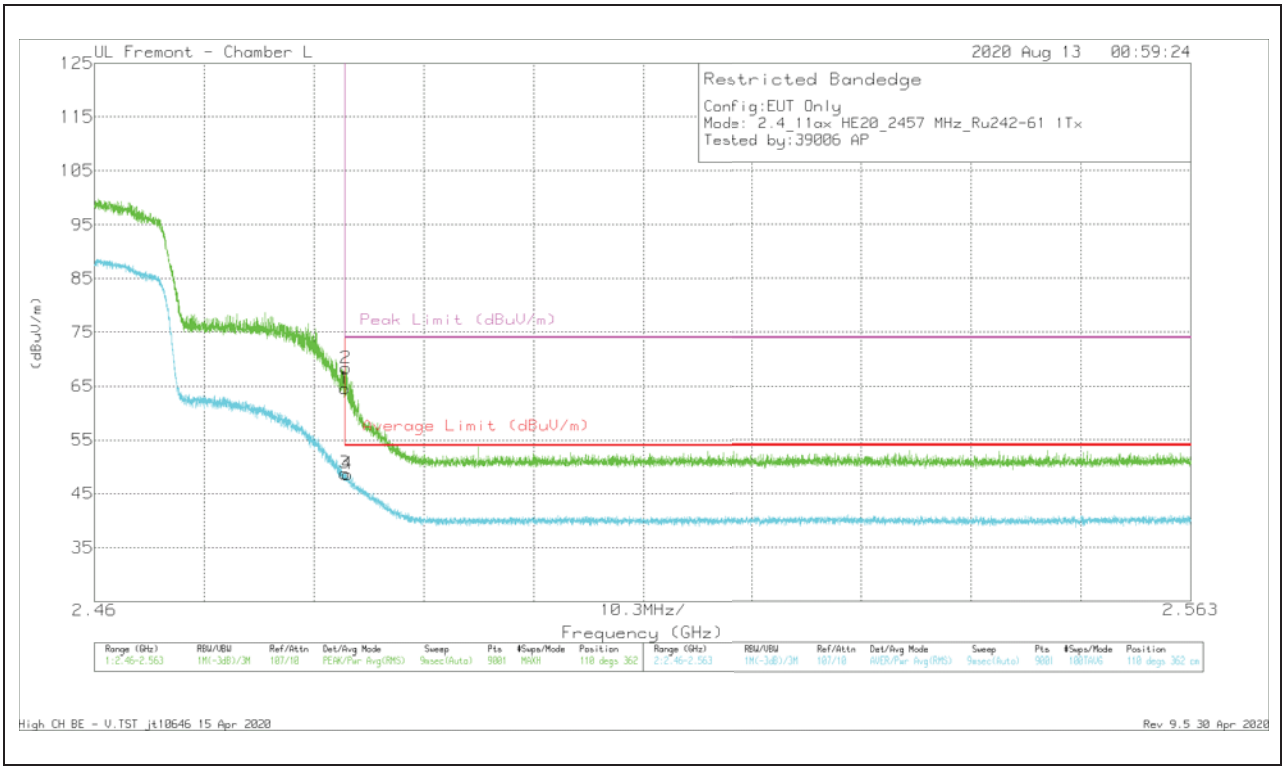

Marker	Frequency (GHz)	Meter Reading (dBuV)	Det	AF 344 (dB/m)	Amp/Cbl/Fltr/Pad (dB)	Corrected Reading (dBuV/m)	Average Limit (dBuV/m)	Margin (dB)	Peak Limit (dBuV/m)	PK Margin (dB)	Azimuth (Degs)	Height (cm)	Polarity
1	* 2.48351	53.17	Pk	32.3	-20.9	64.57	-	-	74	-9.43	110	362	V
2	* 2.48359	56.93	Pk	32.3	-20.9	68.33	-	-	74	-5.67	110	362	V
3	* 2.48351	37.41	RMS	32.3	-20.9	48.81	54	-5.19	-	-	110	362	V
4	* 2.48373	37.23	RMS	32.3	-20.9	48.63	54	-5.37	-	-	110	362	V

UL VERIFICATION SERVICES INC.
47173 Benicia Street, Fremont, CA 94538; USA TEL:(510) 319-4000 FAX:(510) 661-0888
This report shall not be reproduced except in full, without the written approval of UL Verification Services Inc.

BANDEDGE (HIGH CHANNEL, CH 11)

HORIZONTAL RESULT

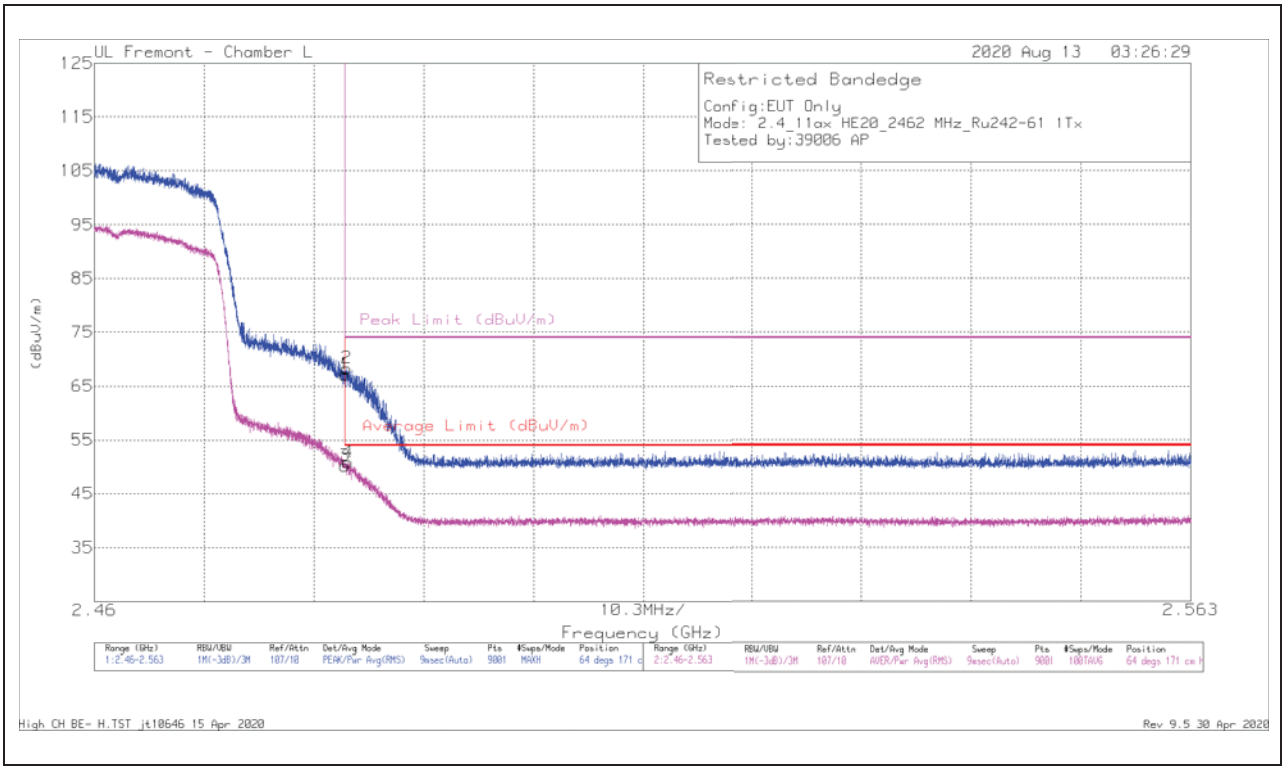

Marker	Frequency (GHz)	Meter Reading (dBuV)	Det	AF 344 (dB/m)	Amp/Cbl/Fltr/Pad (dB)	Corrected Reading (dBuV/m)	Average Limit (dBuV/m)	Margin (dB)	Peak Limit (dBuV/m)	PK Margin (dB)	Azimuth (Degs)	Height (cm)	Polarity
1	* 2.48351	55.77	Pk	32.3	-20.9	67.17	-	-	74	-6.83	64	171	H
2	* 2.48367	56.88	Pk	32.3	-20.9	68.28	-	-	74	-5.72	64	171	H
3	* 2.48351	38.77	RMS	32.3	-20.9	50.17	54	-3.83	-	-	64	171	H
4	* 2.48377	39.38	RMS	32.3	-20.9	50.78	54	-3.22	-	-	64	171	H

UL VERIFICATION SERVICES INC.
47173 Benicia Street, Fremont, CA 94538; USA TEL:(510) 319-4000 FAX:(510) 661-0888
This report shall not be reproduced except in full, without the written approval of UL Verification Services Inc.

VERTICAL RESULT

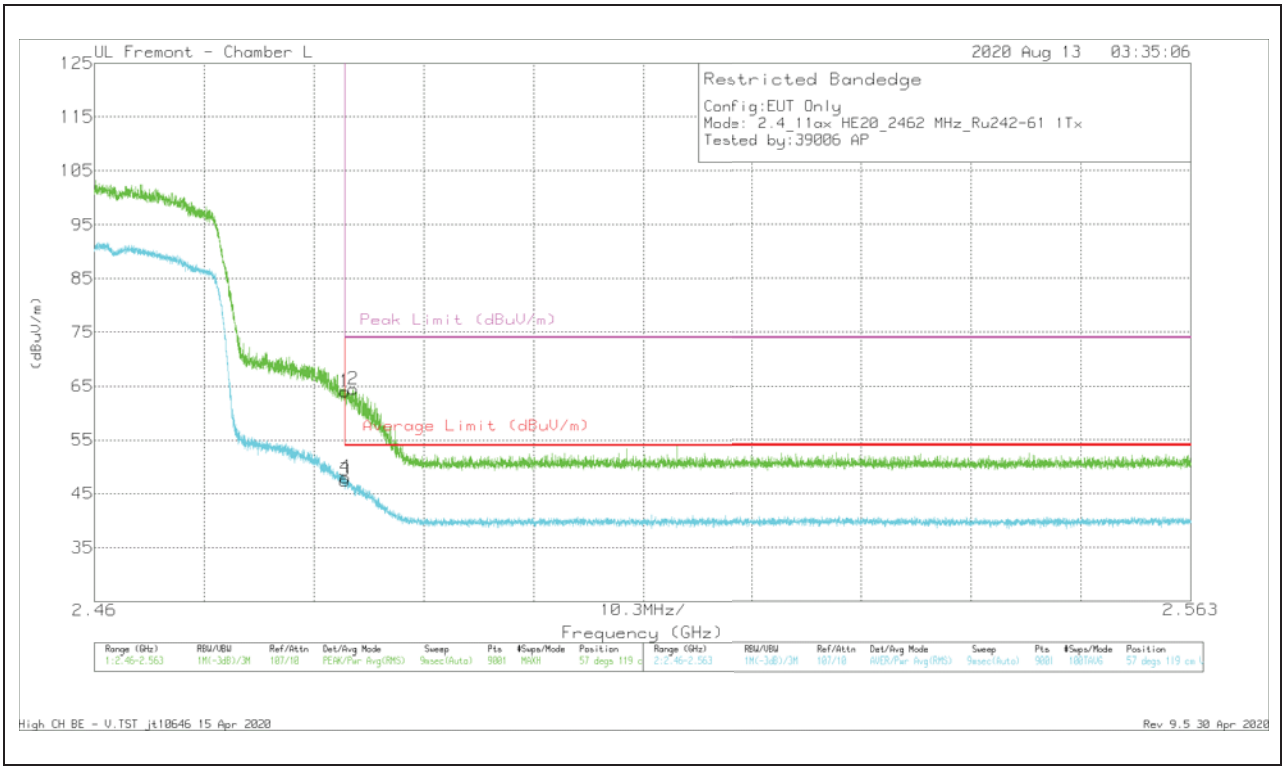

Marker	Frequency (GHz)	Meter Reading (dBuV)	Det	AF 344 (dB/m)	Amp/Cbl/Fltr/Pad (dB)	Corrected Reading (dBuV/m)	Average Limit (dBuV/m)	Margin (dB)	Peak Limit (dBuV/m)	PK Margin (dB)	Azimuth (Degs)	Height (cm)	Polarity
1	* 2.48351	52.6	Pk	32.3	-20.9	64	-	-	74	-10	57	119	V
2	* 2.4843	53.04	Pk	32.3	-20.9	64.44	-	-	74	-9.56	57	119	V
3	* 2.48351	36.08	RMS	32.3	-20.9	47.48	54	-6.52	-	-	57	119	V
4	* 2.48355	36.62	RMS	32.3	-20.9	48.02	54	-5.98	-	-	57	119	V

UL VERIFICATION SERVICES INC.
47173 Benicia Street, Fremont, CA 94538; USA TEL:(510) 319-4000 FAX:(510) 661-0888
This report shall not be reproduced except in full, without the written approval of UL Verification Services Inc.

BANDEDGE (HIGH CHANNEL, CH 12)

HORIZONTAL RESULT

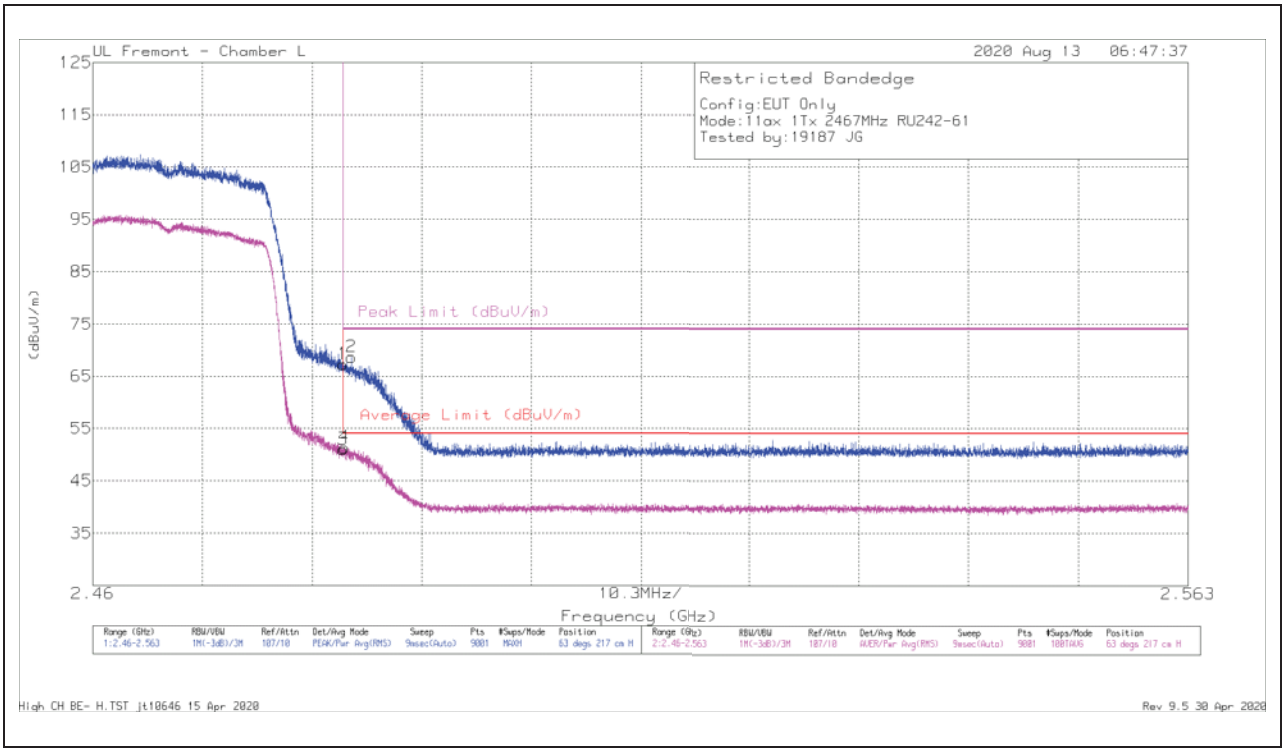

Marker	Frequency (GHz)	Meter Reading (dBuV)	Det	AF 344 (dB/m)	Amp/Cbl/Fltr/Pad (dB)	Corrected Reading (dBuV/m)	Average Limit (dBuV/m)	Margin (dB)	Peak Limit (dBuV/m)	PK Margin (dB)	Azimuth (Degs)	Height (cm)	Polarity
1	* 2.48351	55.93	Pk	32.3	-20.9	67.33	-	-	74	-6.67	63	217	H
2	* 2.48428	57.21	Pk	32.3	-20.9	68.61	-	-	74	-5.39	63	217	H
3	* 2.48351	39.67	RMS	32.3	-20.9	51.07	54	-2.93	-	-	63	217	H
4	* 2.48363	39.95	RMS	32.3	-20.9	51.35	54	-2.65	-	-	63	217	H

UL VERIFICATION SERVICES INC.
47173 Benicia Street, Fremont, CA 94538; USA TEL:(510) 319-4000 FAX:(510) 661-0888
This report shall not be reproduced except in full, without the written approval of UL Verification Services Inc.

VERTICAL RESULT

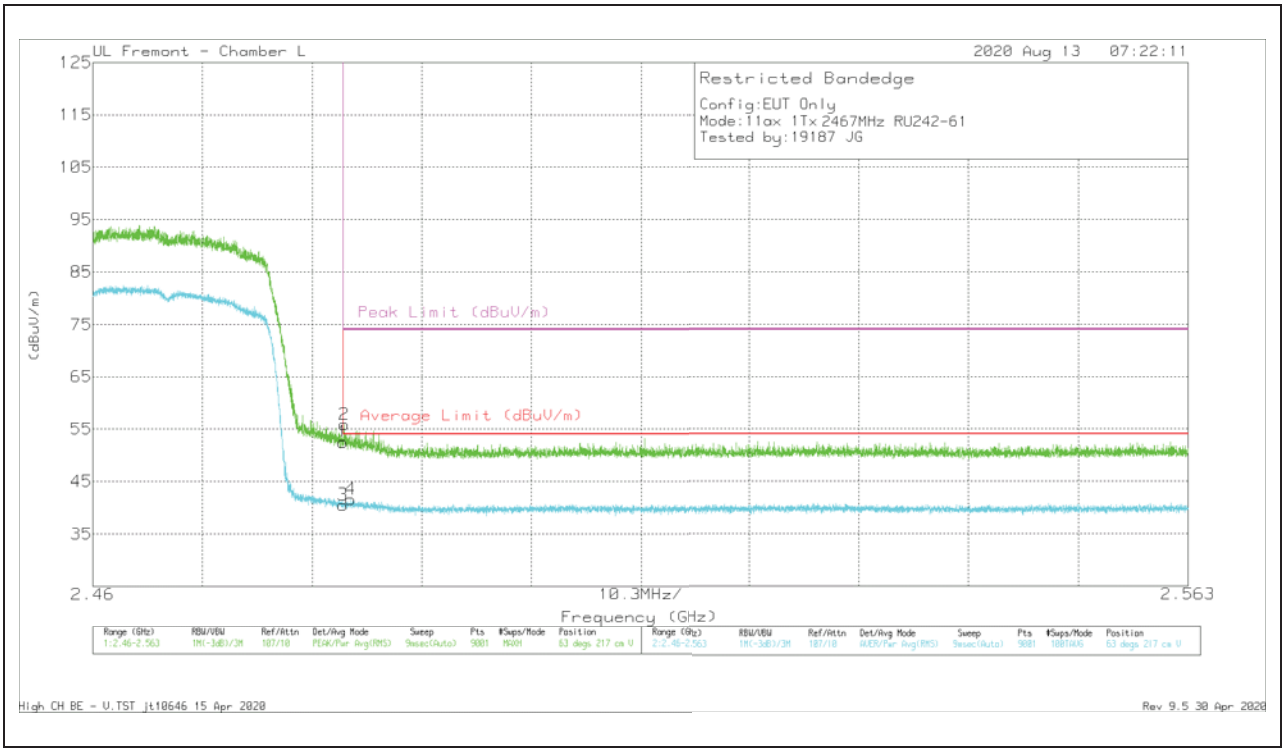

Marker	Frequency (GHz)	Meter Reading (dBuV)	Det	AF 344 (dB/m)	Amp/Cbl/Fltr/Pad (dB)	Corrected Reading (dBuV/m)	Average Limit (dBuV/m)	Margin (dB)	Peak Limit (dBuV/m)	PK Margin (dB)	Azimuth (Degs)	Height (cm)	Polarity
1	* 2.48351	41.15	Pk	32.3	-20.9	52.55	-	-	74	-21.45	63	217	V
2	* 2.4836	44.45	Pk	32.3	-20.9	55.85	-	-	74	-18.15	63	217	V
3	* 2.48351	29.14	RMS	32.3	-20.9	40.54	54	-13.46	-	-	63	217	V
4	* 2.48422	30.16	RMS	32.3	-20.9	41.56	54	-12.44	-	-	63	217	V

UL VERIFICATION SERVICES INC.
47173 Benicia Street, Fremont, CA 94538; USA TEL:(510) 319-4000 FAX:(510) 661-0888
This report shall not be reproduced except in full, without the written approval of UL Verification Services Inc.

BANDEDGE (HIGH CHANNEL, CH 13)

HORIZONTAL RESULT

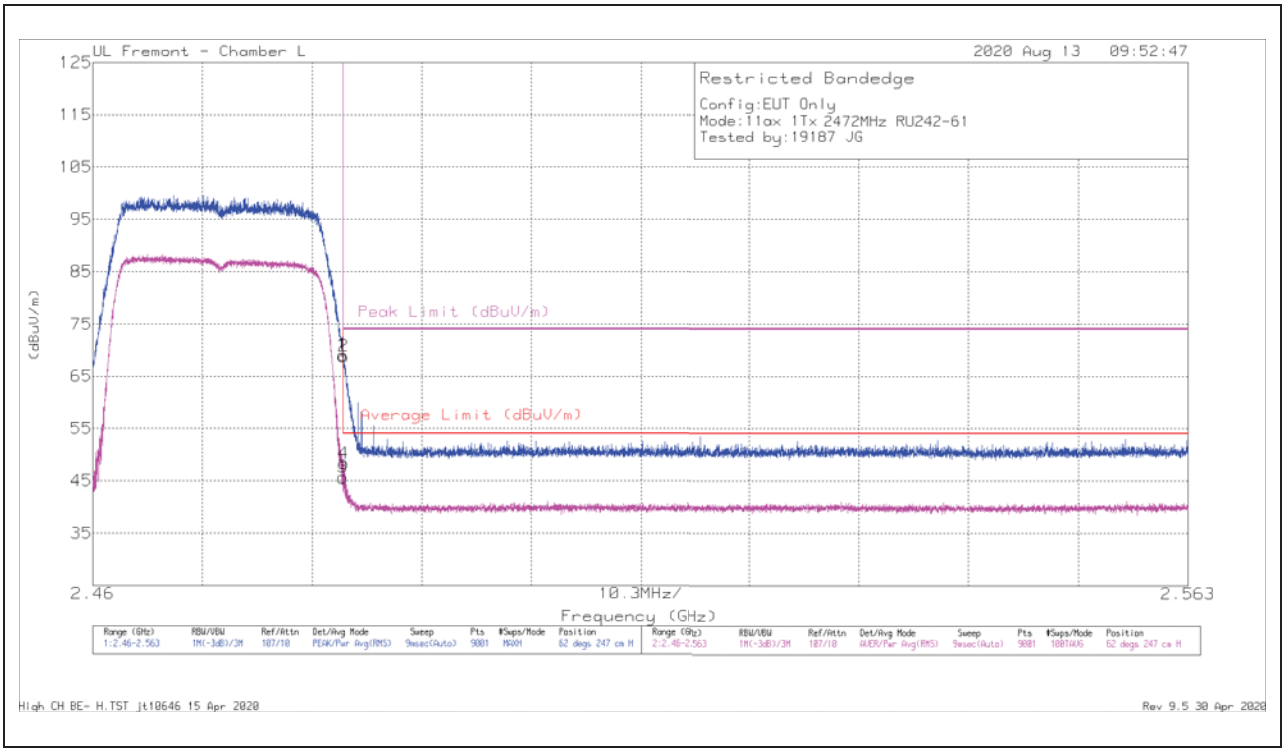

Marker	Frequency (GHz)	Meter Reading (dBuV)	Det	AF 344 (dB/m)	Amp/Cbl/Fltr/Pad (dB)	Corrected Reading (dBuV/m)	Average Limit (dBuV/m)	Margin (dB)	Peak Limit (dBuV/m)	PK Margin (dB)	Azimuth (Degs)	Height (cm)	Polarity
1	* 2.48351	57.65	Pk	32.3	-20.9	69.05	-	-	74	-4.95	62	247	H
2	* 2.48353	57.44	Pk	32.3	-20.9	68.84	-	-	74	-5.16	62	247	H
3	* 2.48351	34.24	RMS	32.3	-20.9	45.64	54	-8.36	-	-	62	247	H
4	* 2.48353	36.86	RMS	32.3	-20.9	48.26	54	-5.74	-	-	62	247	H

UL VERIFICATION SERVICES INC.
47173 Benicia Street, Fremont, CA 94538; USA TEL:(510) 319-4000 FAX:(510) 661-0888
This report shall not be reproduced except in full, without the written approval of UL Verification Services Inc.

VERTICAL RESULT

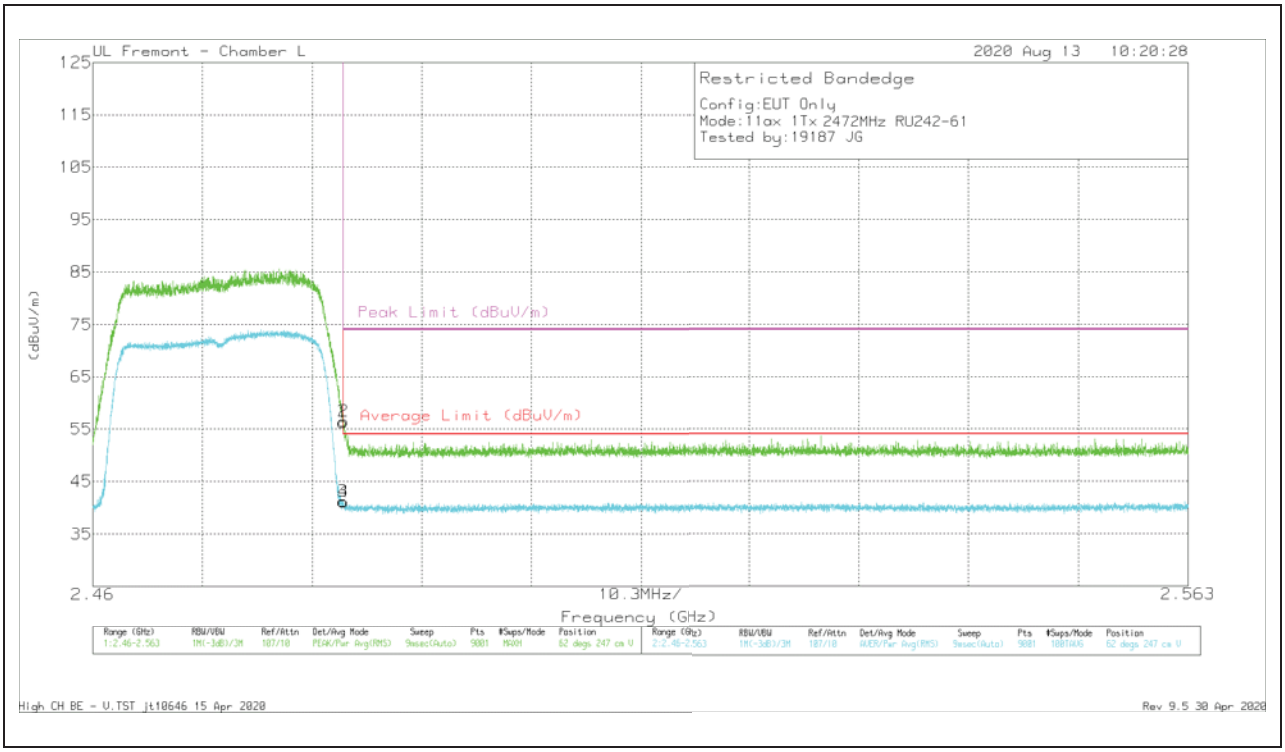

Marker	Frequency (GHz)	Meter Reading (dBuV)	Det	AF 344 (dB/m)	Amp/Cbl/Fltr/Pad (dB)	Corrected Reading (dBuV/m)	Average Limit (dBuV/m)	Margin (dB)	Peak Limit (dBuV/m)	PK Margin (dB)	Azimuth (Degs)	Height (cm)	Polarity
1	* 2.48351	44.84	Pk	32.3	-20.9	56.24	-	-	74	-17.76	62	247	V
2	* 2.48353	45.1	Pk	32.3	-20.9	56.5	-	-	74	-17.5	62	247	V
3	* 2.48351	29.78	RMS	32.3	-20.9	41.18	54	-12.82	-	-	62	247	V
4	* 2.48353	29.75	RMS	32.3	-20.9	41.15	54	-12.85	-	-	62	247	V

UL VERIFICATION SERVICES INC.
47173 Benicia Street, Fremont, CA 94538; USA TEL:(510) 319-4000 FAX:(510) 661-0888
This report shall not be reproduced except in full, without the written approval of UL Verification Services Inc.

10.1.4. TX ABOVE 1 GHz 802.11ax HE20 OFDMA MODE IN THE 2.4 GHz BAND

2TX ANT 4 + ANT 3 OFDMA MODE: 26-Tone, RU Index 0

BANDEDGE (LOW CHANNEL, CH 1)

HORIZONTAL RESULT

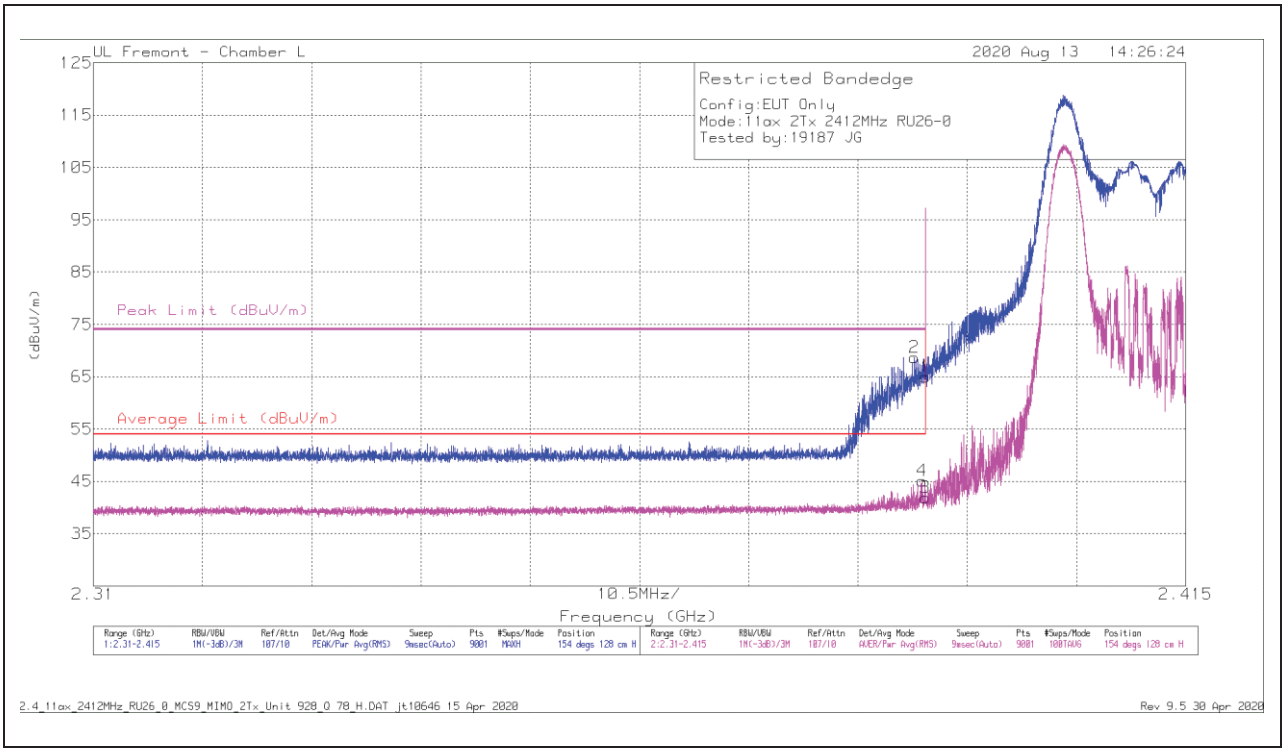

Marker	Frequency (GHz)	Meter Reading (dBuV)	Det	AF 344 (dB/m)	Amp/Cbl/Fltr/Pad (dB)	Corrected Reading (dBuV/m)	Average Limit (dBuV/m)	Margin (dB)	Peak Limit (dBuV/m)	PK Margin (dB)	Azimuth (Degs)	Height (cm)	Polarity
1	* 2.38999	54.2	Pk	31.9	-21.1	65	-	-	74	-9	154	128	H
2	* 2.38893	57.91	Pk	31.9	-21.1	68.71	-	-	74	-5.29	154	128	H
3	* 2.38999	31.09	RMS	31.9	-21.1	41.89	54	-12.11	-	-	154	128	H
4	* 2.38966	34.29	RMS	31.9	-21.1	45.09	54	-8.91	-	-	154	128	H

UL VERIFICATION SERVICES INC.
47173 Benicia Street, Fremont, CA 94538; USA TEL:(510) 319-4000 FAX:(510) 661-0888
This report shall not be reproduced except in full, without the written approval of UL Verification Services Inc.

VERTICAL RESULT

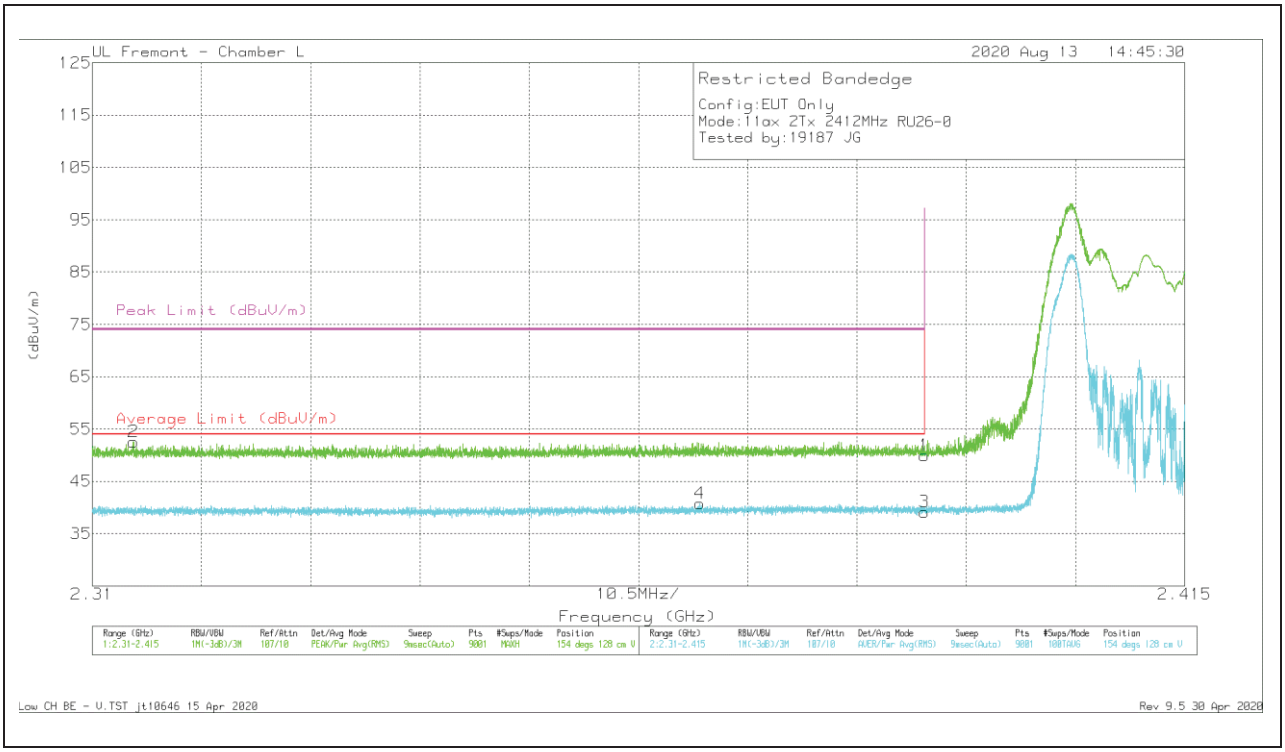

Marker	Frequency (GHz)	Meter Reading (dBuV)	Det	AF 344 (dB/m)	Amp/Cbl/Fltr/Pad (dB)	Corrected Reading (dBuV/m)	Average Limit (dBuV/m)	Margin (dB)	Peak Limit (dBuV/m)	PK Margin (dB)	Azimuth (Degs)	Height (cm)	Polarity
1	* 2.38999	39.1	Pk	31.9	-21.1	49.9	-	-	74	-24.1	154	128	V
2	* 2.31396	42.17	Pk	31.7	-21.3	52.57	-	-	74	-21.43	154	128	V
3	* 2.38999	28.27	RMS	31.9	-21.1	39.07	54	-14.93	-	-	154	128	V
4	* 2.36842	30.11	RMS	31.8	-21.2	40.71	54	-13.29	-	-	154	128	V

UL VERIFICATION SERVICES INC.
47173 Benicia Street, Fremont, CA 94538; USA TEL:(510) 319-4000 FAX:(510) 661-0888
This report shall not be reproduced except in full, without the written approval of UL Verification Services Inc.

BANDEDGE (LOW CHANNEL, CH 2)

HORIZONTAL RESULT

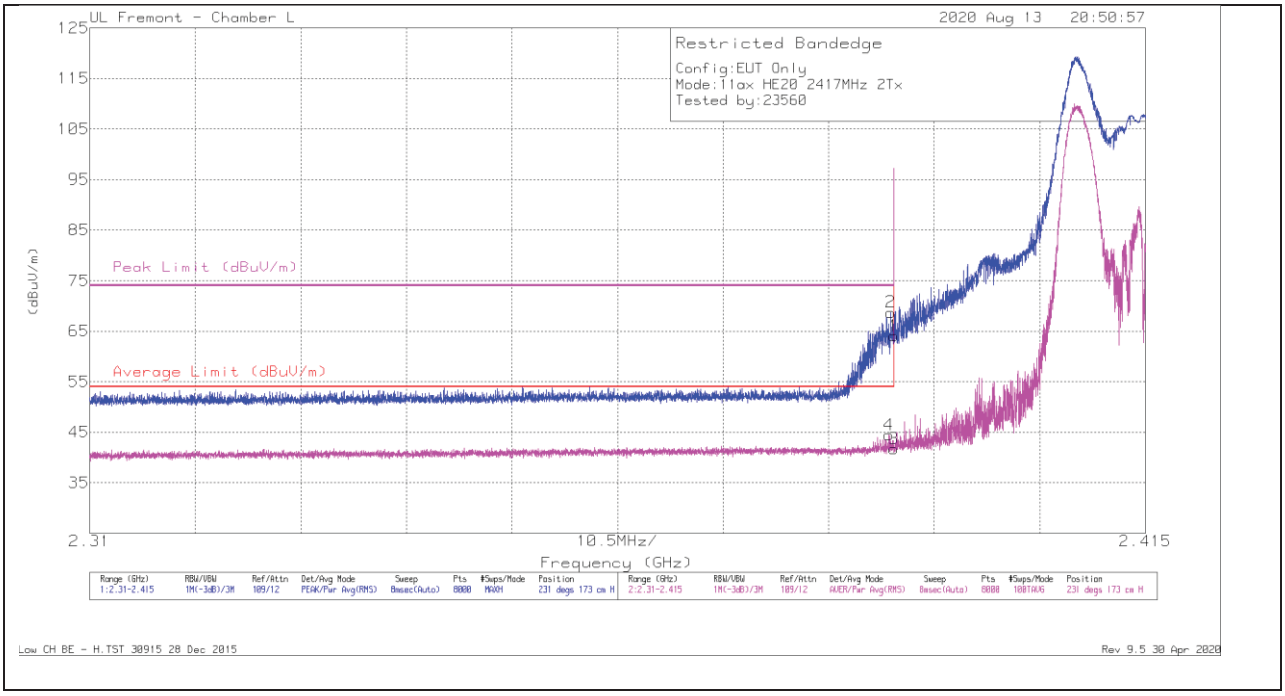

Marker	Frequency (GHz)	Meter Reading (dBuV)	Det	AF 344 (dB/m)	Amp/Cbl/Fltr/Pad (dB)	Corrected Reading (dBuV/m)	Average Limit (dBuV/m)	Margin (dB)	Peak Limit (dBuV/m)	PK Margin (dB)	Azimuth (Degs)	Height (cm)	Polarity
1	* 2.39	45.3	Pk	31.9	-13.1	64.1	-	-	74	-9.9	231	173	H
2	* 2.38968	49.93	Pk	31.9	-13.1	68.73	-	-	74	-5.27	231	173	H
3	* 2.39	22.89	RMS	31.9	-13.1	41.69	54	-12.31	-	-	231	173	H
4	* 2.38948	25.67	RMS	31.9	-13.1	44.47	54	-9.53	-	-	231	173	H

UL VERIFICATION SERVICES INC.
47173 Benicia Street, Fremont, CA 94538; USA TEL:(510) 319-4000 FAX:(510) 661-0888
This report shall not be reproduced except in full, without the written approval of UL Verification Services Inc.

VERTICAL RESULT

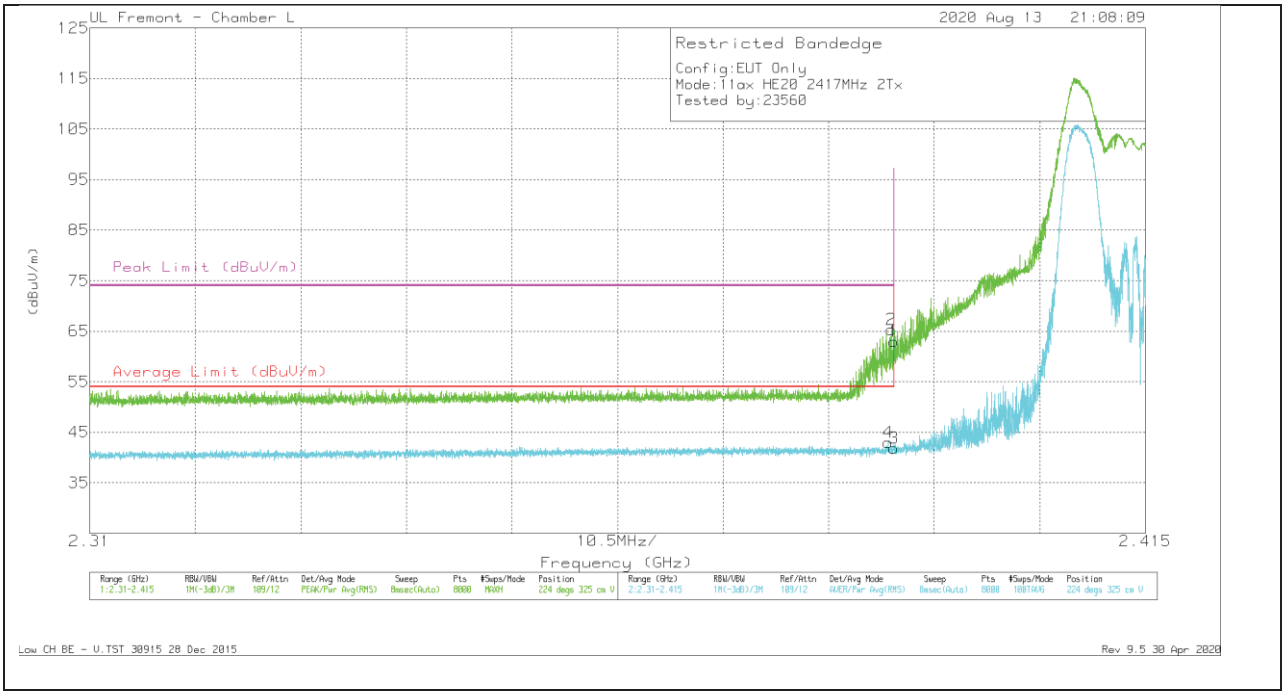

Marker	Frequency (GHz)	Meter Reading (dBuV)	Det	AF 344 (dB/m)	Amp/Cbl/Fltr/Pad (dB)	Corrected Reading (dBuV/m)	Average Limit (dBuV/m)	Margin (dB)	Peak Limit (dBuV/m)	PK Margin (dB)	Azimuth (Degs)	Height (cm)	Polarity
1	* 2.39	44.2	Pk	31.9	-13.1	63	-	-	74	-11	224	325	V
2	* 2.38975	46.48	Pk	31.9	-13.1	65.28	-	-	74	-8.72	224	325	V
3	* 2.39	23.05	RMS	31.9	-13.1	41.85	54	-12.15	-	-	224	325	V
4	* 2.38942	24.11	RMS	31.9	-13.1	42.91	54	-11.09	-	-	224	325	V

UL VERIFICATION SERVICES INC.
47173 Benicia Street, Fremont, CA 94538; USA TEL:(510) 319-4000 FAX:(510) 661-0888
This report shall not be reproduced except in full, without the written approval of UL Verification Services Inc.

BANDEDGE (LOW CHANNEL, CH 3)

HORIZONTAL RESULT

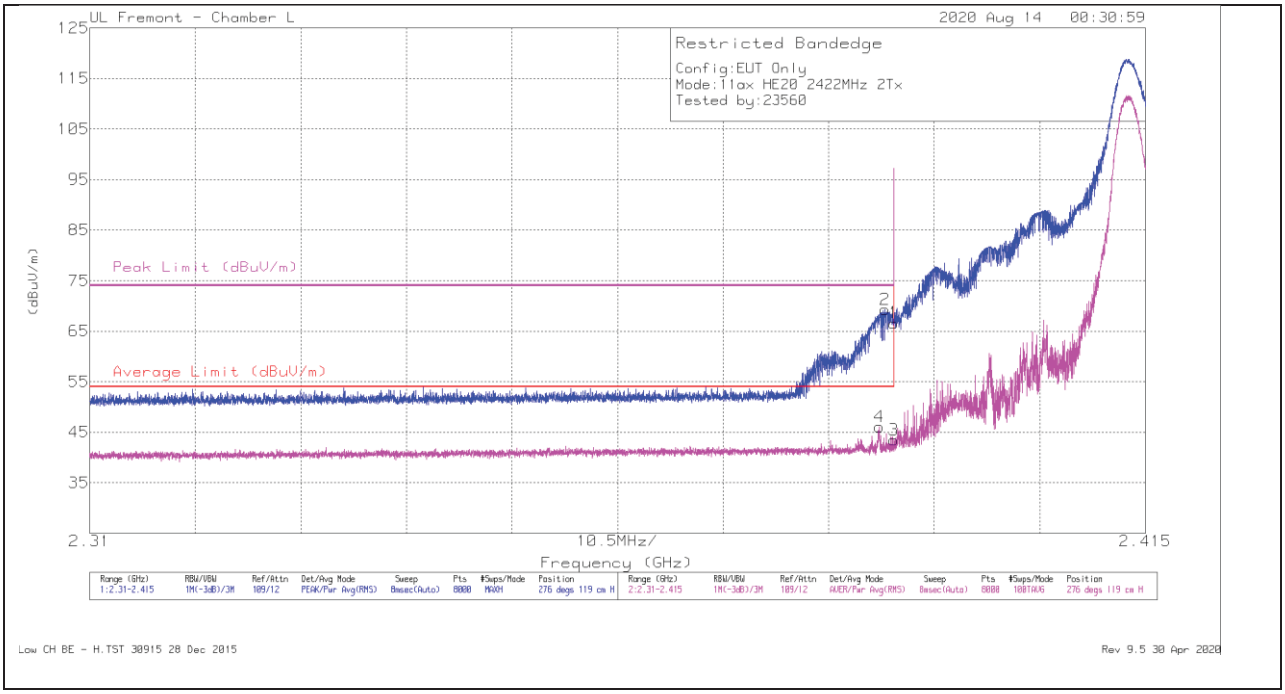

Marker	Frequency (GHz)	Meter Reading (dBuV)	Det	AF 344 (dB/m)	Amp/Cbl/Fltr/Pad (dB)	Corrected Reading (dBuV/m)	Average Limit (dBuV/m)	Margin (dB)	Peak Limit (dBuV/m)	PK Margin (dB)	Azimuth (Degs)	Height (cm)	Polarity
1	* 2.39	47.82	Pk	31.9	-13.1	66.62	-	-	74	-7.38	276	119	H
2	* 2.38912	50.46	Pk	31.9	-13.1	69.26	-	-	74	-4.74	276	119	H
3	* 2.39	24.64	RMS	31.9	-13.1	43.44	54	-10.56	-	-	276	119	H
4	* 2.38853	27.24	RMS	31.9	-13.1	46.04	54	-7.96	-	-	276	119	H

UL VERIFICATION SERVICES INC.
47173 Benicia Street, Fremont, CA 94538; USA TEL:(510) 319-4000 FAX:(510) 661-0888
This report shall not be reproduced except in full, without the written approval of UL Verification Services Inc.

VERTICAL RESULT

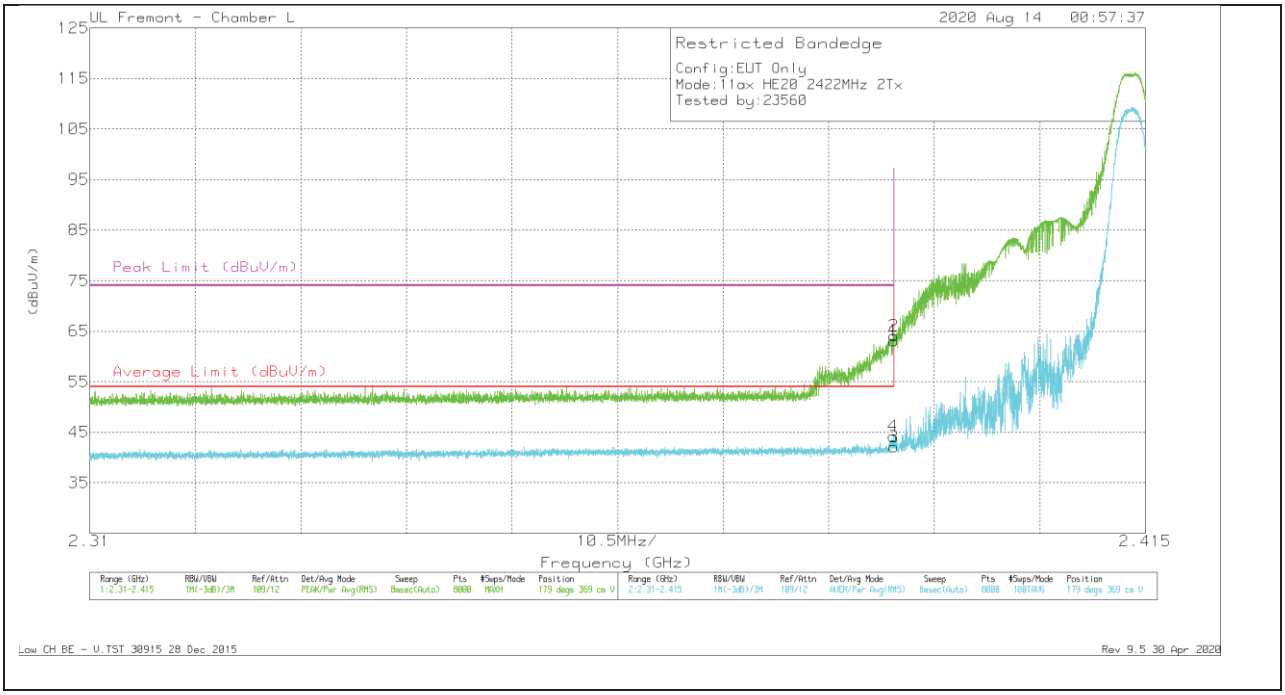

Marker	Frequency (GHz)	Meter Reading (dBuV)	Det	AF 344 (dB/m)	Amp/Cbl/Fltr/Pad (dB)	Corrected Reading (dBuV/m)	Average Limit (dBuV/m)	Margin (dB)	Peak Limit (dBuV/m)	PK Margin (dB)	Azimuth (Degs)	Height (cm)	Polarity
1	* 2.39	44.27	Pk	31.9	-13.1	63.07	-	-	74	-10.93	179	369	V
2	* 2.38998	45.28	Pk	31.9	-13.1	64.08	-	-	74	-9.92	179	369	V
3	* 2.39	23.26	RMS	31.9	-13.1	42.06	54	-11.94	-	-	179	369	V
4	* 2.38994	25.38	RMS	31.9	-13.1	44.18	54	-9.82	-	-	179	369	V

UL VERIFICATION SERVICES INC.
47173 Benicia Street, Fremont, CA 94538; USA TEL:(510) 319-4000 FAX:(510) 661-0888
This report shall not be reproduced except in full, without the written approval of UL Verification Services Inc.

BANDEDGE (HIGH CHANNEL, CH 9)

HORIZONTAL RESULT

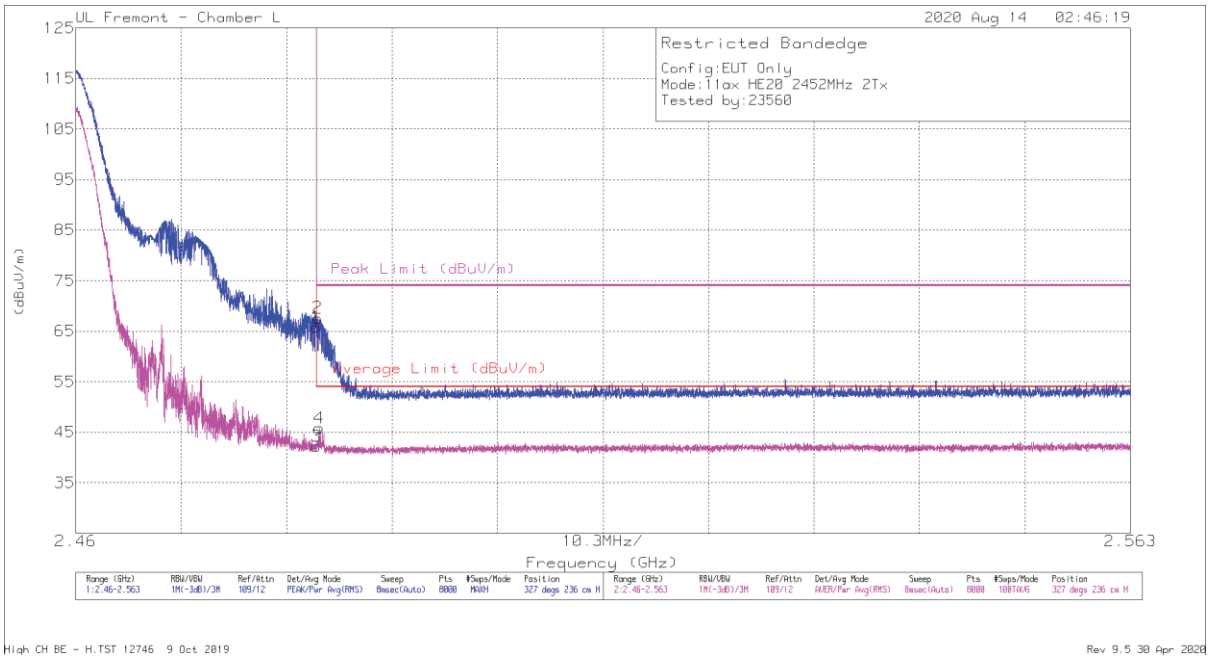

Marker	Frequency (GHz)	Meter Reading (dBuV)	Det	AF 344 (dB/m)	Amp/Cbl/Fltr/Pad (dB)	Corrected Reading (dBuV/m)	Average Limit (dBuV/m)	Margin (dB)	Peak Limit (dBuV/m)	PK Margin (dB)	Azimuth (Degs)	Height (cm)	Polarity
1	* 2.4835	46.44	Pk	32.3	-12.9	65.84	-	-	74	-8.16	327	236	H
2	* 2.48362	48.21	Pk	32.3	-12.9	67.61	-	-	74	-6.39	327	236	H
3	* 2.4835	22.87	RMS	32.3	-12.9	42.27	54	-11.73	-	-	327	236	H
4	* 2.48377	26.42	RMS	32.3	-12.9	45.82	54	-8.18	-	-	327	236	H

* - indicates frequency in CFR47 Pt 15 / IC RSS-Restricted Band
Pk - Peak detector
RMS - RMS detection

UL VERIFICATION SERVICES INC.
47173 Benicia Street, Fremont, CA 94538; USA TEL:(510) 319-4000 FAX:(510) 661-0888
This report shall not be reproduced except in full, without the written approval of UL Verification Services Inc.

VERTICAL RESULT

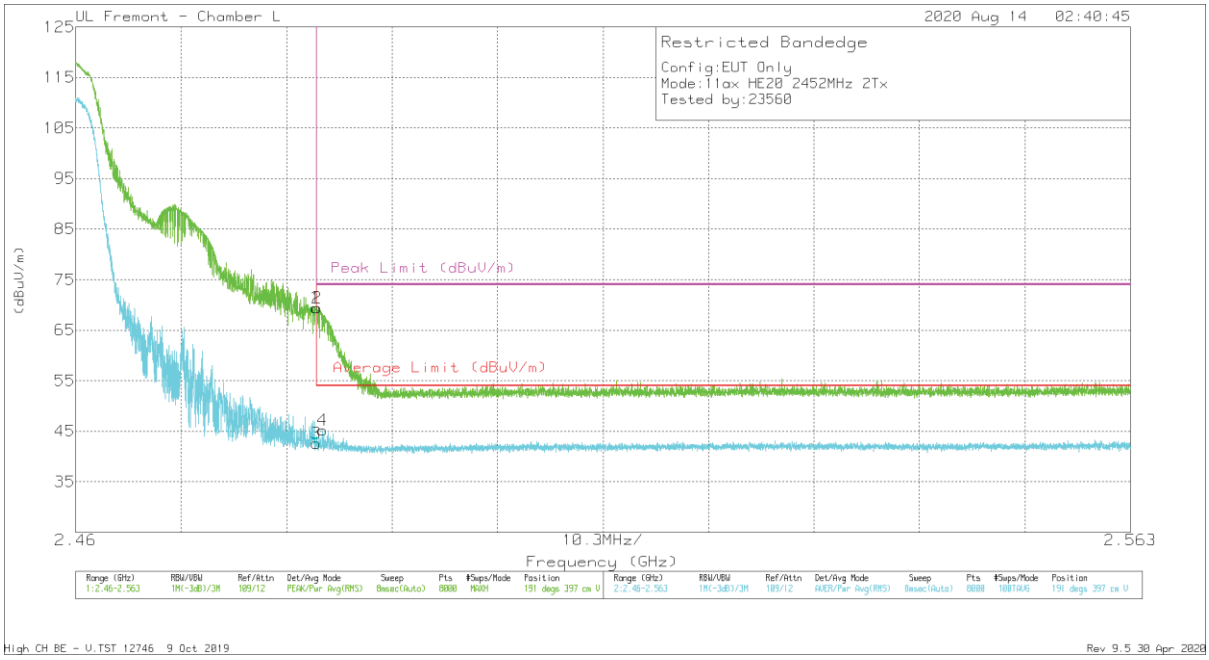

Marker	Frequency (GHz)	Meter Reading (dBuV)	Det	AF 344 (dB/m)	Amp/Cbl/Fltr/Pad (dB)	Corrected Reading (dBuV/m)	Average Limit (dBuV/m)	Margin (dB)	Peak Limit (dBuV/m)	PK Margin (dB)	Azimuth (Degs)	Height (cm)	Polarity
1	* 2.4835	50.05	Pk	32.3	-12.9	69.45	-	-	74	-4.55	191	397	V
2	* 2.48356	49.97	Pk	32.3	-12.9	69.37	-	-	74	-4.63	191	397	V
3	* 2.4835	23.22	RMS	32.3	-12.9	42.62	54	-11.38	-	-	191	397	V
4	* 2.48413	25.79	RMS	32.3	-12.9	45.19	54	-8.81	-	-	191	397	V

* - indicates frequency in CFR47 Pt 15 / IC RSS-Restricted Band
Pk - Peak detector
RMS - RMS detection

UL VERIFICATION SERVICES INC.
47173 Benicia Street, Fremont, CA 94538; USA TEL:(510) 319-4000 FAX:(510) 661-0888
This report shall not be reproduced except in full, without the written approval of UL Verification Services Inc.

BANDEDGE (HIGH CHANNEL, CH 10)

HORIZONTAL RESULT

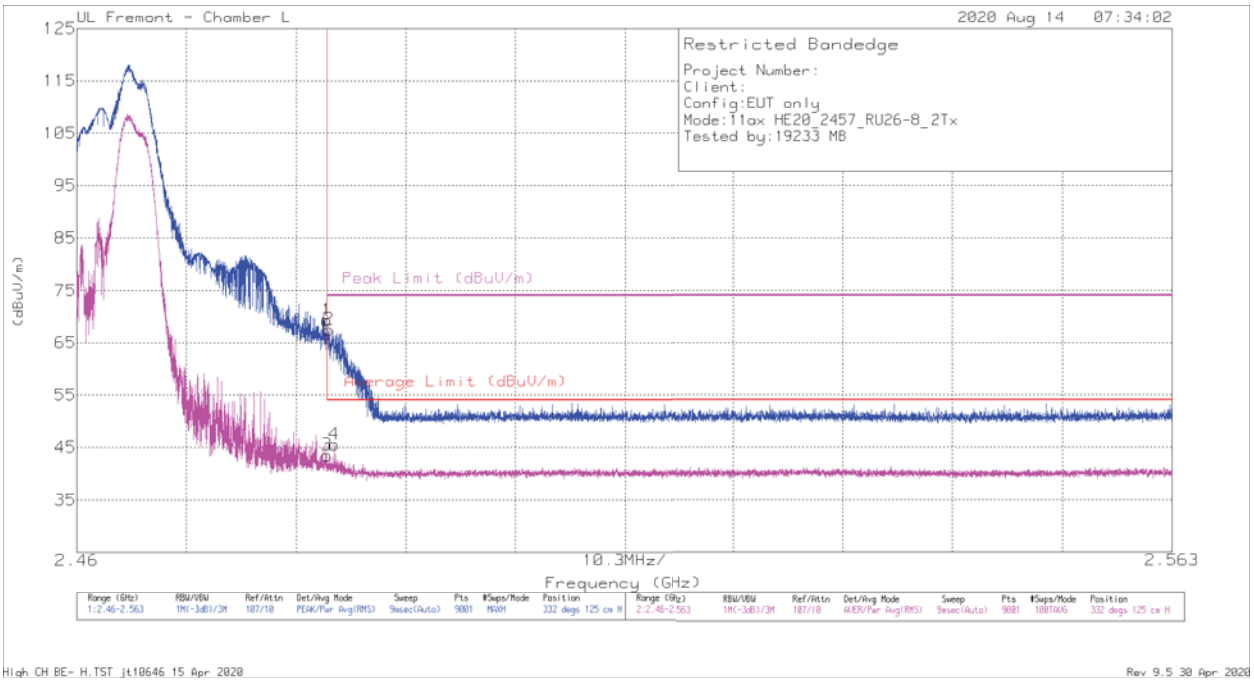

Marker	Frequency (GHz)	Meter Reading (dBuV)	Det	AF 344 (dB/m)	Amp/Cbl/Fltr/Pad (dB)	Corrected Reading (dBuV/m)	Average Limit (dBuV/m)	Margin (dB)	Peak Limit (dBuV/m)	PK Margin (dB)	Azimuth (Degs)	Height (cm)	Polarity
1	* 2.48351	57.93	Pk	32.3	-20.9	69.33	-	-	74	-4.67	332	125	H
2	* 2.48367	56.11	Pk	32.3	-20.9	67.51	-	-	74	-6.49	332	125	H
3	* 2.48351	32.13	RMS	32.3	-20.9	43.53	54	-10.47	-	-	332	125	H
4	* 2.48417	34.21	RMS	32.3	-20.9	45.61	54	-8.39	-	-	332	125	H

UL VERIFICATION SERVICES INC.
47173 Benicia Street, Fremont, CA 94538; USA TEL:(510) 319-4000 FAX:(510) 661-0888
This report shall not be reproduced except in full, without the written approval of UL Verification Services Inc.

VERTICAL RESULT

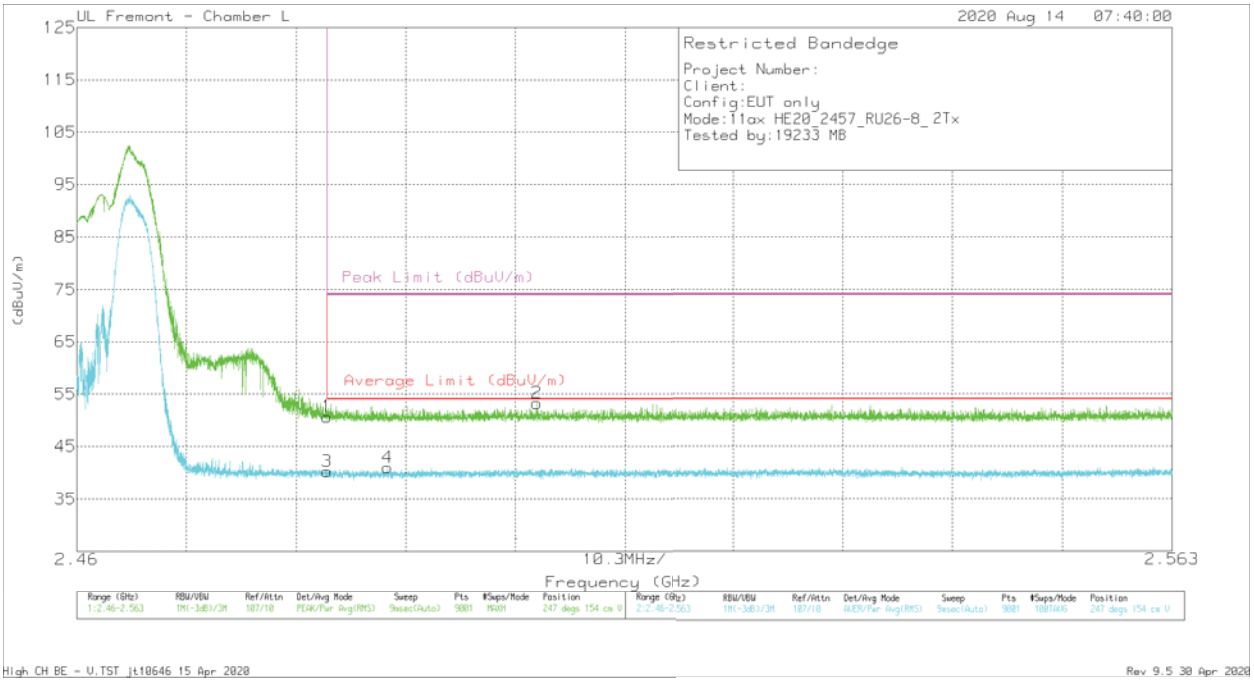

Marker	Frequency (GHz)	Meter Reading (dBuV)	Det	AF 344 (dB/m)	Amp/Cbl/Fltr/Pad (dB)	Corrected Reading (dBuV/m)	Average Limit (dBuV/m)	Margin (dB)	Peak Limit (dBuV/m)	PK Margin (dB)	Azimuth (Degs)	Height (cm)	Polarity
1	* 2.48351	39.32	Pk	32.3	-20.9	50.72	-	-	74	-23.28	247	154	V
2	2.50318	41.79	Pk	32.4	-20.9	53.29	-	-	74	-20.71	247	154	V
3	* 2.48351	28.79	RMS	32.3	-20.9	40.19	54	-13.81	-	-	247	154	V
4	* 2.48921	29.6	RMS	32.3	-20.9	41	54	-13	-	-	247	154	V

UL VERIFICATION SERVICES INC.
47173 Benicia Street, Fremont, CA 94538; USA TEL:(510) 319-4000 FAX:(510) 661-0888
This report shall not be reproduced except in full, without the written approval of UL Verification Services Inc.

BANDEDGE (HIGH CHANNEL, CH 11)

HORIZONTAL RESULT

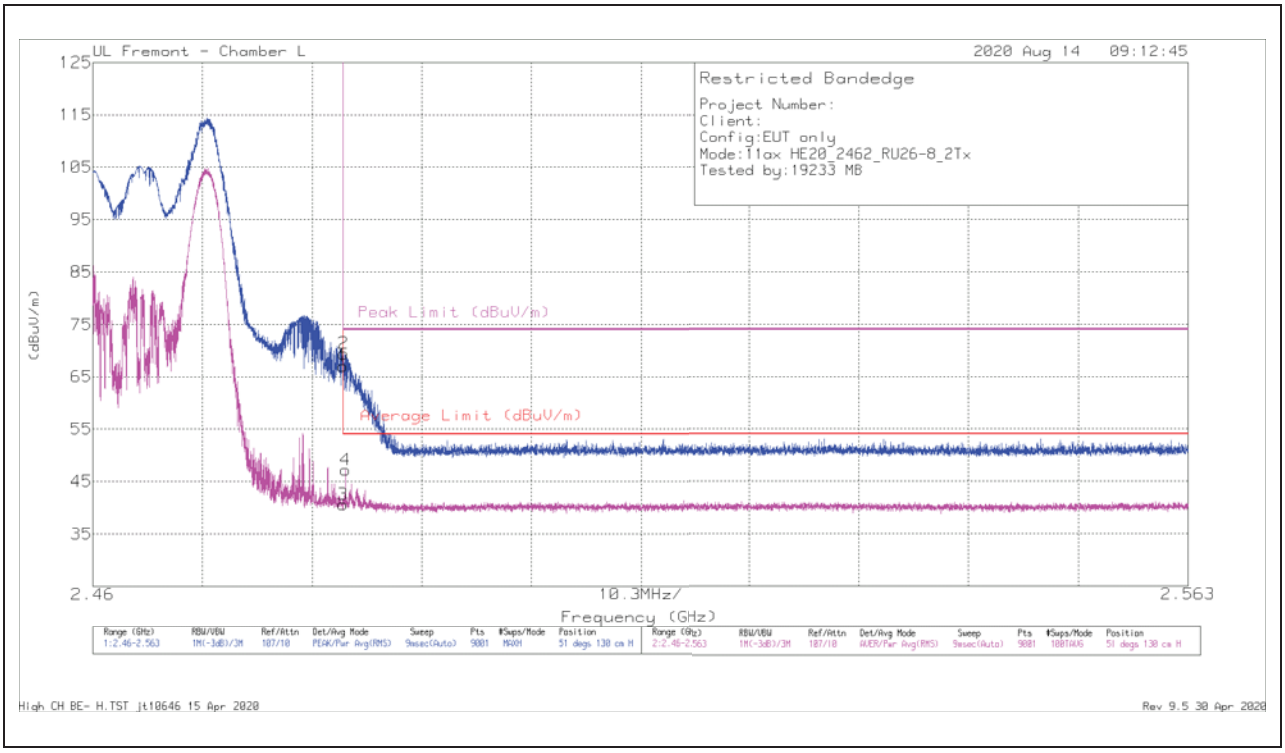

Marker	Frequency (GHz)	Meter Reading (dBuV)	Det	AF 344 (dB/m)	Amp/Cbl/Fltr/Pad (dB)	Corrected Reading (dBuV/m)	Average Limit (dBuV/m)	Margin (dB)	Peak Limit (dBuV/m)	PK Margin (dB)	Azimuth (Degs)	Height (cm)	Polarity
1	* 2.48351	55.69	Pk	32.3	-20.9	67.09	-	-	74	-6.91	51	130	H
2	* 2.48355	58.01	Pk	32.3	-20.9	69.41	-	-	74	-4.59	51	130	H
3	* 2.48351	29.22	RMS	32.3	-20.9	40.62	54	-13.38	-	-	51	130	H
4	* 2.48375	35.75	RMS	32.3	-20.9	47.15	54	-6.85	-	-	51	130	H

UL VERIFICATION SERVICES INC.
47173 Benicia Street, Fremont, CA 94538; USA TEL:(510) 319-4000 FAX:(510) 661-0888
This report shall not be reproduced except in full, without the written approval of UL Verification Services Inc.

VERTICAL RESULT

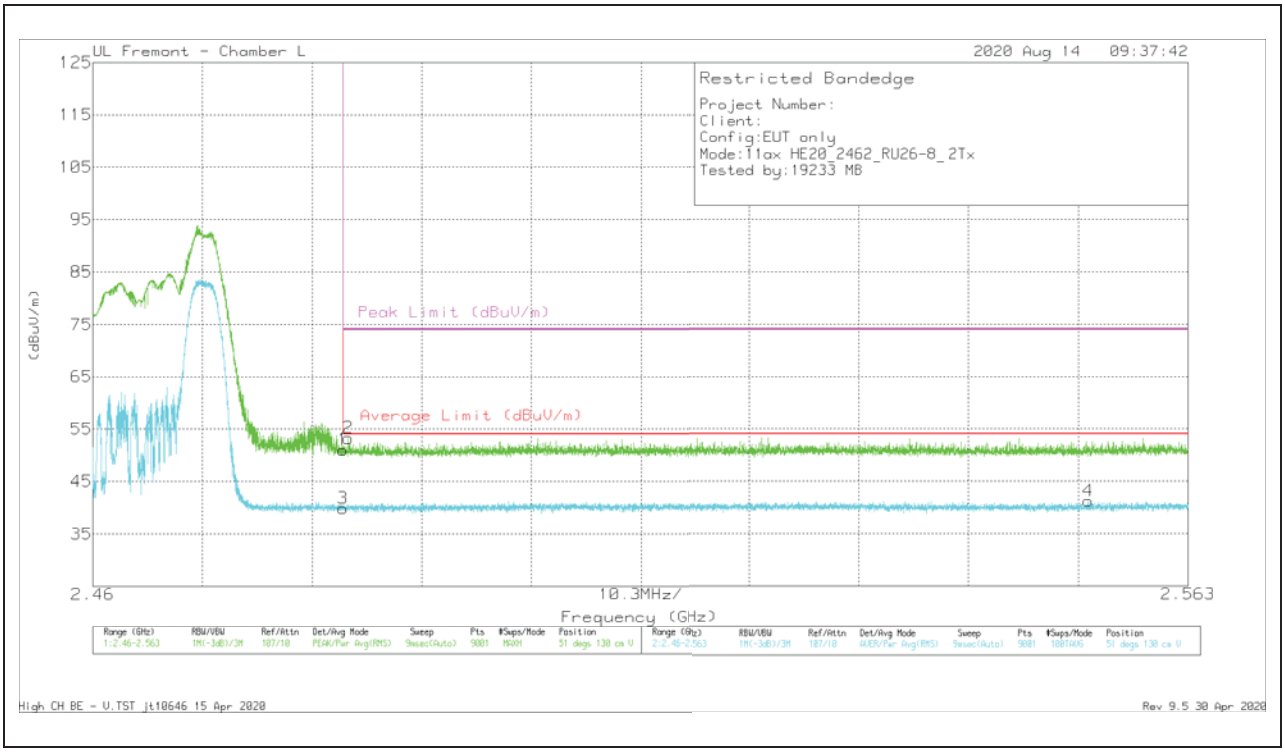

Marker	Frequency (GHz)	Meter Reading (dBuV)	Det	AF 344 (dB/m)	Amp/Cbl/Fltr/Pad (dB)	Corrected Reading (dBuV/m)	Average Limit (dBuV/m)	Margin (dB)	Peak Limit (dBuV/m)	PK Margin (dB)	Azimuth (Degs)	Height (cm)	Polarity
1	* 2.48351	39.67	Pk	32.3	-20.9	51.07	-	-	74	-22.93	51	130	V
2	* 2.48401	41.91	Pk	32.3	-20.9	53.31	-	-	74	-20.69	51	130	V
3	* 2.48351	28.51	RMS	32.3	-20.9	39.91	54	-14.09	-	-	51	130	V
4	2.55361	29.74	RMS	32.3	-20.8	41.24	54	-12.76	-	-	51	130	V

UL VERIFICATION SERVICES INC.
47173 Benicia Street, Fremont, CA 94538; USA TEL:(510) 319-4000 FAX:(510) 661-0888
This report shall not be reproduced except in full, without the written approval of UL Verification Services Inc.

BANDEDGE (HIGH CHANNEL, CH 12)

HORIZONTAL RESULT

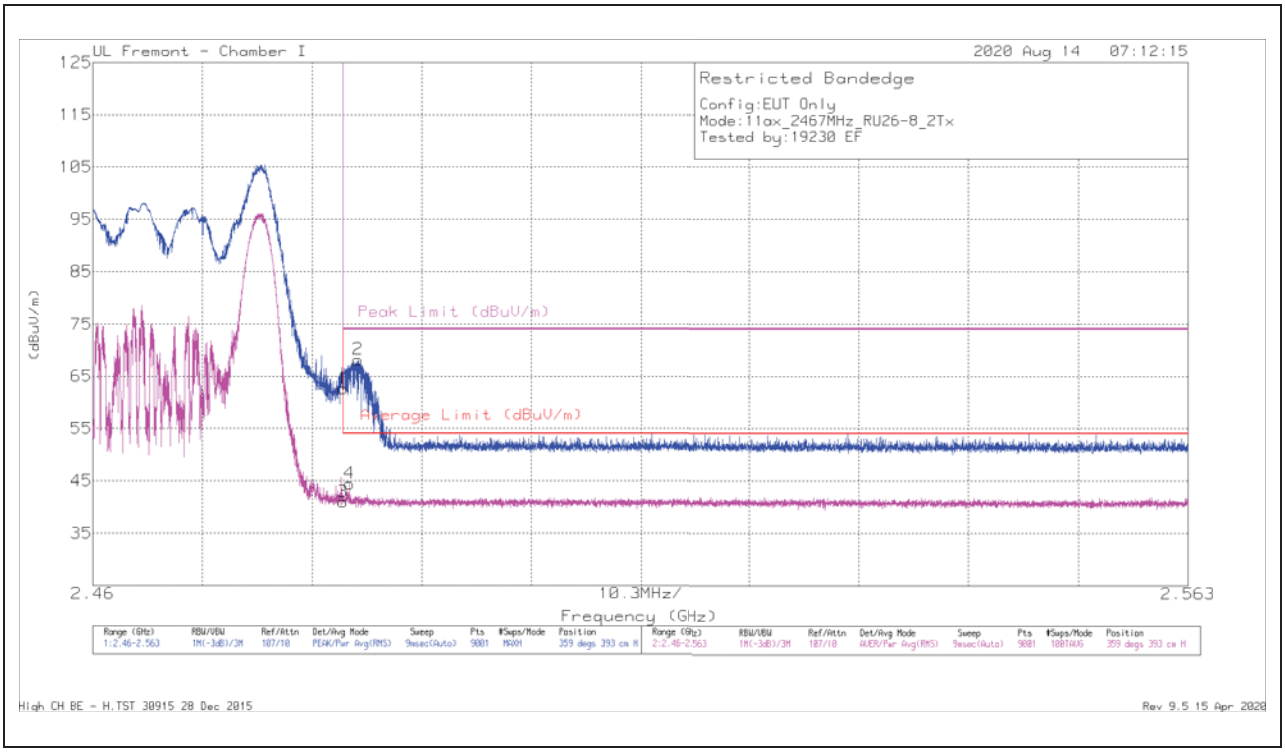

Marker	Frequency (GHz)	Meter Reading (dBuV)	Det	AF T346 (dB/m)	Amp/Cbl /Fltr/Pad (dB)	DC Corr (dB)	Corrected Reading (dBuV/m)	Average Limit (dBuV/m)	Margin (dB)	Peak Limit (dBuV/m)	PK Margin (dB)	Azimuth (Degs)	Height (cm)	Polarity
1	* 2.48351	47.86	Pk	32.4	-17.7	0	62.56	-	-	74	-11.44	359	393	H
2	* 2.48489	53.33	Pk	32.5	-17.7	0	68.13	-	-	74	-5.87	359	393	H
3	* 2.48351	26.3	RMS	32.4	-17.7	0	41	54	-13	-	-	359	393	H
4	* 2.48408	29.74	RMS	32.4	-17.7	0	44.44	54	-9.56	-	-	359	393	H

UL VERIFICATION SERVICES INC.
47173 Benicia Street, Fremont, CA 94538; USA TEL:(510) 319-4000 FAX:(510) 661-0888
This report shall not be reproduced except in full, without the written approval of UL Verification Services Inc.

VERTICAL RESULT

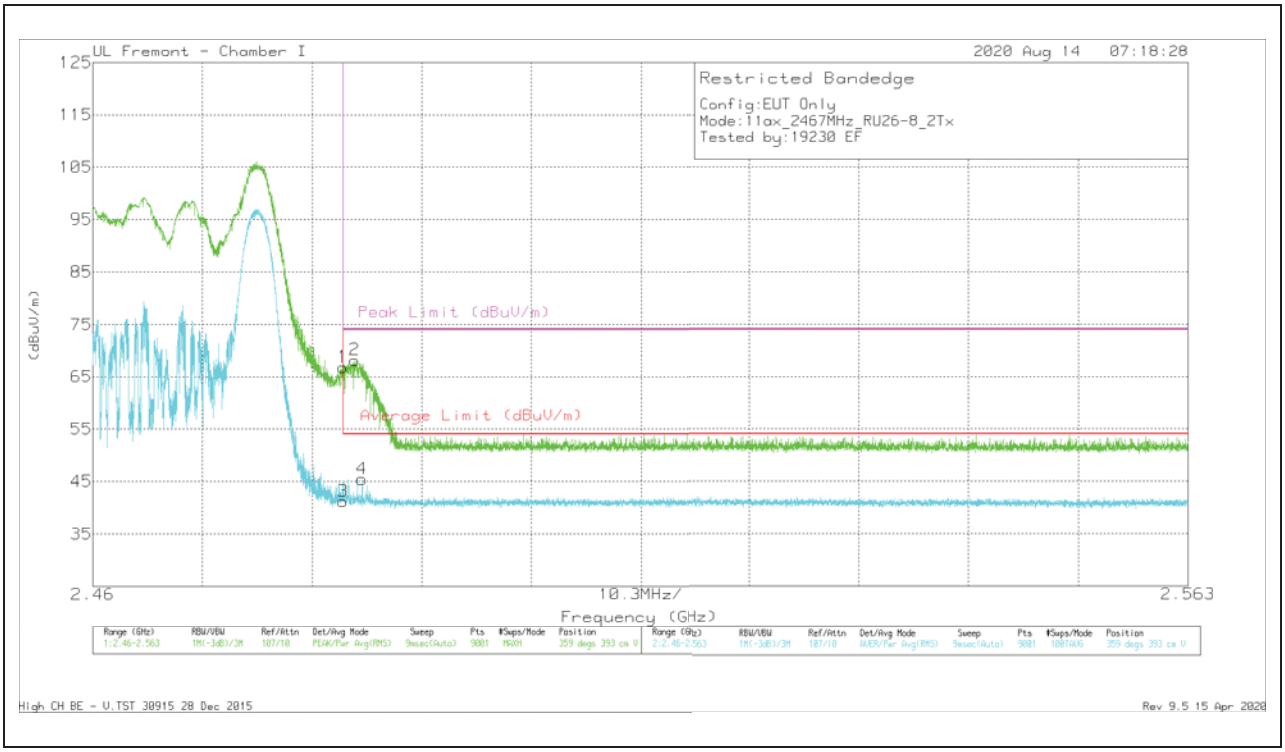

Marker	Frequency (GHz)	Meter Reading (dBuV)	Det	AF T346 (dB/m)	Amp/Cbl /Fltr/Pad (dB)	DC Corr (dB)	Corrected Reading (dBuV/m)	Average Limit (dBuV/m)	Margin (dB)	Peak Limit (dBuV/m)	PK Margin (dB)	Azimuth (Degs)	Height (cm)	Polarity
1	* 2.48351	52.11	Pk	32.4	-17.7	0	66.81	-	-	74	-7.19	359	393	V
2	* 2.4846	53.51	Pk	32.4	-17.7	0	68.21	-	-	74	-5.79	359	393	V
3	* 2.48351	26.58	RMS	32.4	-17.7	0	41.28	54	-12.72	-	-	359	393	V
4	* 2.48528	30.65	RMS	32.5	-17.7	0	45.45	54	-8.55	-	-	359	393	V

UL VERIFICATION SERVICES INC.
47173 Benicia Street, Fremont, CA 94538; USA TEL:(510) 319-4000 FAX:(510) 661-0888
This report shall not be reproduced except in full, without the written approval of UL Verification Services Inc.

BANDEDGE (HIGH CHANNEL, CH 13)

HORIZONTAL RESULT

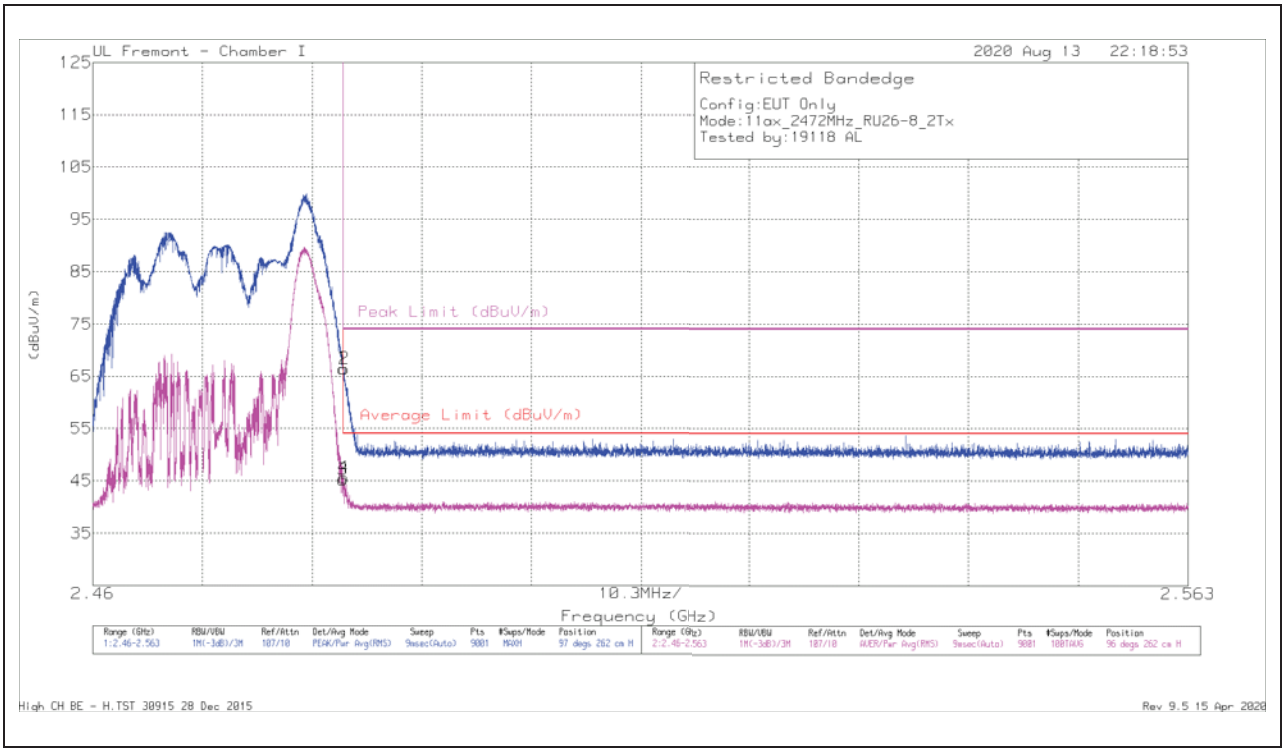

Marker	Frequency (GHz)	Meter Reading (dBuV)	Det	AF T346 (dB/m)	Amp/Cbl /Fltr/Pad (dB)	DC Corr (dB)	Corrected Reading (dBuV/m)	Average Limit (dBuV/m)	Margin (dB)	Peak Limit (dBuV/m)	PK Margin (dB)	Azimuth (Degs)	Height (cm)	Polarity
1	* 2.48351	51.72	Pk	32.4	-17.7	0	66.42	-	-	74	-7.58	97	262	H
2	* 2.48363	51.78	Pk	32.4	-17.7	0	66.48	-	-	74	-7.52	97	262	H
3	* 2.48351	30.47	RMS	32.4	-17.7	0	45.17	54	-8.83	-	-	96	262	H
4	* 2.48355	30.82	RMS	32.4	-17.7	0	45.52	54	-8.48	-	-	96	262	H

UL VERIFICATION SERVICES INC.
47173 Benicia Street, Fremont, CA 94538; USA TEL:(510) 319-4000 FAX:(510) 661-0888
This report shall not be reproduced except in full, without the written approval of UL Verification Services Inc.

VERTICAL RESULT

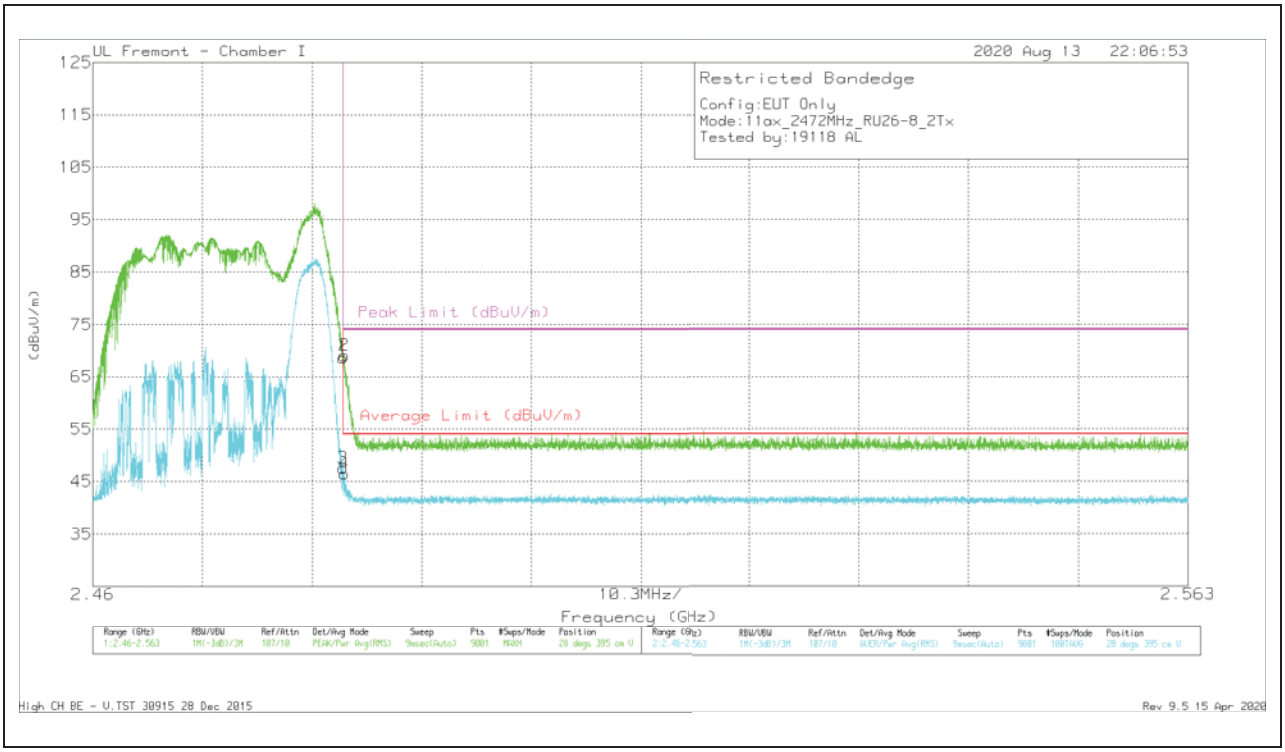

Marker	Frequency (GHz)	Meter Reading (dBuV)	Det	AF T346 (dB/m)	Amp/Cbl /Fltr/Pad (dB)	DC Corr (dB)	Corrected Reading (dBuV/m)	Average Limit (dBuV/m)	Margin (dB)	Peak Limit (dBuV/m)	PK Margin (dB)	Azimuth (Degs)	Height (cm)	Polarity
1	* 2.48351	53.96	Pk	32.4	-17.7	0	68.66	-	-	74	-5.34	28	395	V
2	* 2.4836	54.37	Pk	32.4	-17.7	0	69.07	-	-	74	-4.93	28	395	V
3	* 2.48351	32.87	RMS	32.4	-17.7	0	47.57	54	-6.43	-	-	28	395	V
4	* 2.4836	31.75	RMS	32.4	-17.7	0	46.45	54	-7.55	-	-	28	395	V

UL VERIFICATION SERVICES INC.
47173 Benicia Street, Fremont, CA 94538; USA TEL:(510) 319-4000 FAX:(510) 661-0888
This report shall not be reproduced except in full, without the written approval of UL Verification Services Inc.

HARMONICS AND SPURIOUS EMISSIONS

LOW CHANNEL, CH 1 RESULTS

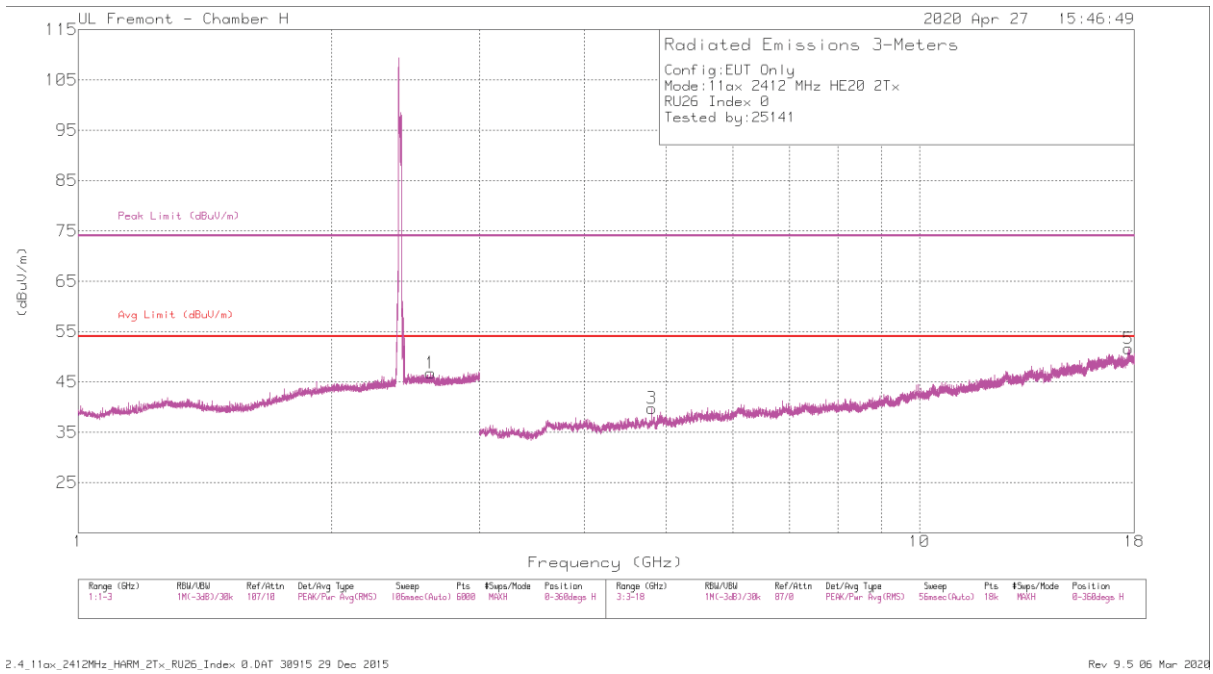

HORIZONTAL

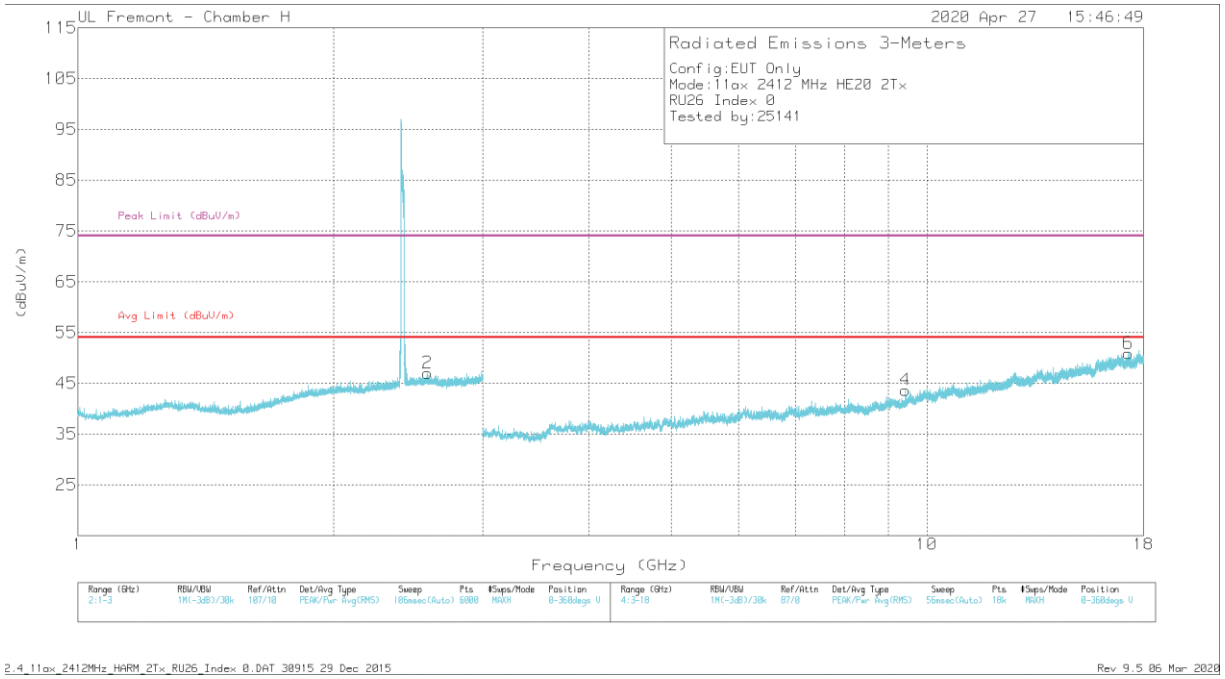

VERTICAL

UL VERIFICATION SERVICES INC.
47173 Benicia Street, Fremont, CA 94538; USA TEL:(510) 319-4000 FAX:(510) 661-0888
This report shall not be reproduced except in full, without the written approval of UL Verification Services Inc.

RADIATED EMISSIONS

Marker	Frequency (GHz)	Meter Reading (dBuV)	Det	AF T863 (dB/m)	Amp/Cbl/Fltr/Pad (dB)	Corrected Reading (dBuV/m)	Avg Limit (dBuV/m)	Margin (dB)	Peak Limit (dBuV/m)	PK Margin (dB)	Azimuth (Degs)	Height (cm)	Polarity
3	* 4.80757	49.9	PK2	34.4	-31.5	52.8	-	-	74	-21.2	289	101	H
	* 4.80737	34.44	MAv1	34.4	-31.5	37.34	54	-16.66	-	-	289	101	H
5	* 17.71103	36.39	PK2	41.3	-19.6	58.09	-	-	74	-15.91	154	205	H
	* 17.71216	24.52	MAv1	41.4	-19.7	46.22	54	-7.78	-	-	154	205	H
4	* 9.43208	37.56	PK2	36.6	-25	49.16	-	-	74	-24.84	201	225	V
	* 9.43496	25.67	MAv1	36.5	-25	37.17	54	-16.83	-	-	201	225	V
2	2.5822	44.5	PK2	32.5	-23.5	53.5	-	-	-	-	154	329	V
1	2.62229	44.79	PK2	32.4	-23.5	53.69	-	-	-	-	290	107	H
6	17.26332	35.67	PK2	41.4	-20.8	56.27	-	-	-	-	6	129	V

* - indicates frequency in CFR47 Pt 15 / IC RSS-Restricted Band
PK2 - KDB558074 Method: Maximum Peak
MAv1 - KDB558074 Option 1 Maximum RMS Average

UL VERIFICATION SERVICES INC.
47173 Benicia Street, Fremont, CA 94538; USA TEL:(510) 319-4000 FAX:(510) 661-0888
This report shall not be reproduced except in full, without the written approval of UL Verification Services Inc.

MID CHANNEL, CH 6 RESULTS

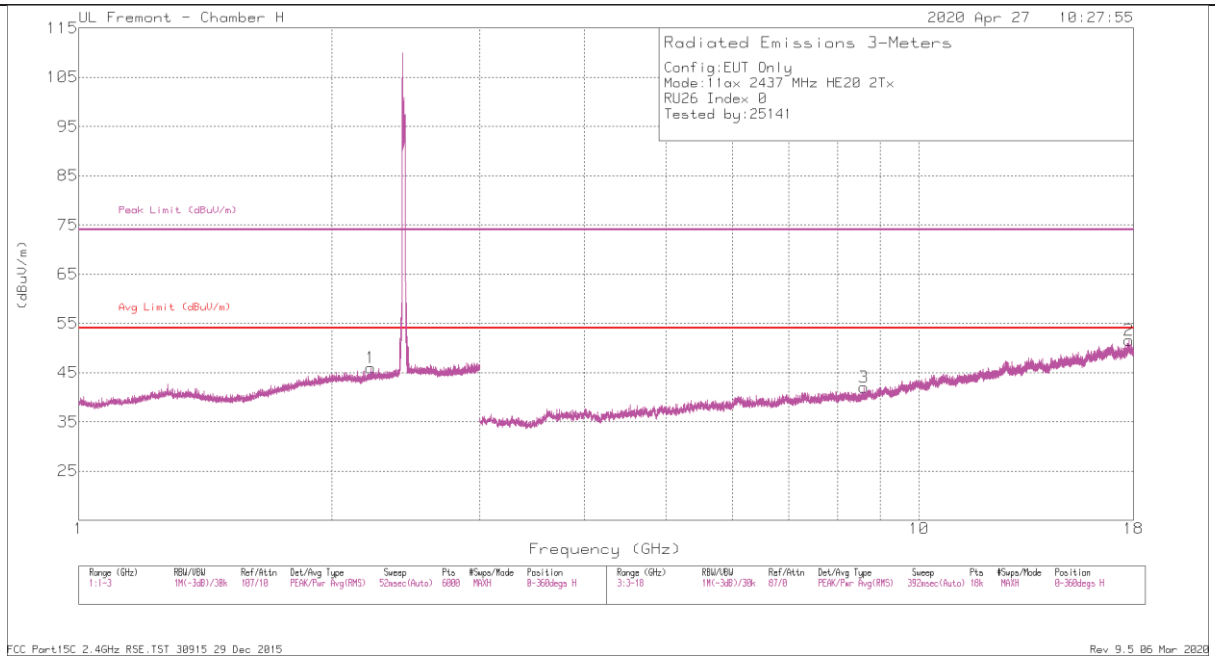

HORIZONTAL

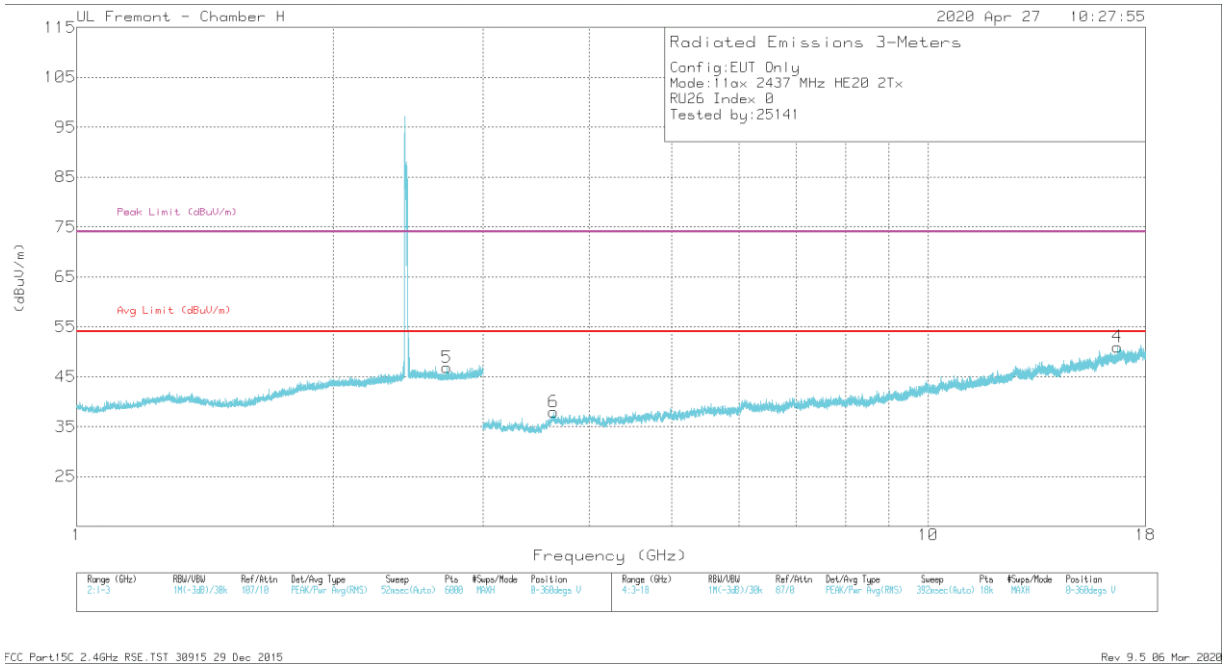

VERTICAL

UL VERIFICATION SERVICES INC.
47173 Benicia Street, Fremont, CA 94538; USA TEL:(510) 319-4000 FAX:(510) 661-0888
This report shall not be reproduced except in full, without the written approval of UL Verification Services Inc.

RADIATED EMISSIONS

Marker	Frequency (GHz)	Meter Reading (dBuV)	Det	AF T863 (dB/m)	Amp/Cbl/Fltr/Pad (dB)	Corrected Reading (dBuV/m)	Avg Limit (dBuV/m)	Margin (dB)	Peak Limit (dBuV/m)	PK Margin (dB)	Azimuth (Degs)	Height (cm)	Polarity
1	* 2.22673	44.46	PK2	31.8	-24.1	52.16	-	-	74	-21.84	211	279	H
	* 2.2271	32.43	MAv1	31.8	-24.1	40.13	54	-13.87	-	-	211	279	H
2	* 17.77484	35.39	PK2	41.4	-19.4	57.39	-	-	74	-16.61	300	194	H
	* 17.77271	24.19	MAv1	41.3	-19.4	46.09	54	-7.91	-	-	300	194	H
3	8.59588	38.41	PK2	36	-26.2	48.21	-	-	-	-	358	102	H
4	16.68542	36.11	PK2	42	-21.9	56.21	-	-	-	-	14	104	V
5	* 2.72314	44.79	PK2	32.1	-23.5	53.39	-	-	74	-20.61	272	371	V
	* 2.72131	32.27	MAv1	32.1	-23.5	40.87	54	-13.13	-	-	272	371	V
6	* 3.63209	41.75	PK2	33.1	-30.4	44.45	-	-	74	-29.55	252	110	V
	* 3.63027	30.44	MAv1	33.1	-30.5	33.04	54	-20.96	-	-	252	110	V

* - indicates frequency in CFR47 Pt 15 / IC RSS-Restricted Band
PK2 - KDB558074 Method: Maximum Peak
MAv1 - KDB558074 Option 1 Maximum RMS Average

UL VERIFICATION SERVICES INC.
47173 Benicia Street, Fremont, CA 94538; USA TEL:(510) 319-4000 FAX:(510) 661-0888
This report shall not be reproduced except in full, without the written approval of UL Verification Services Inc.

HIGH CHANNEL, CH 13 RESULTS

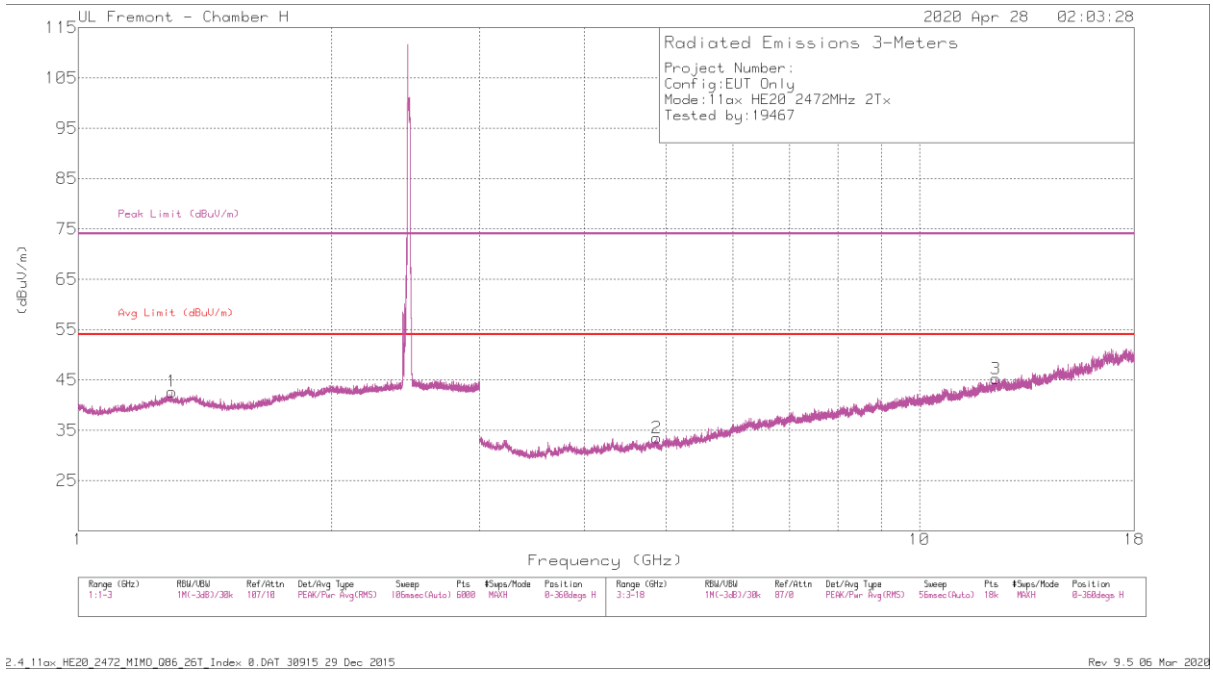

HORIZONTAL

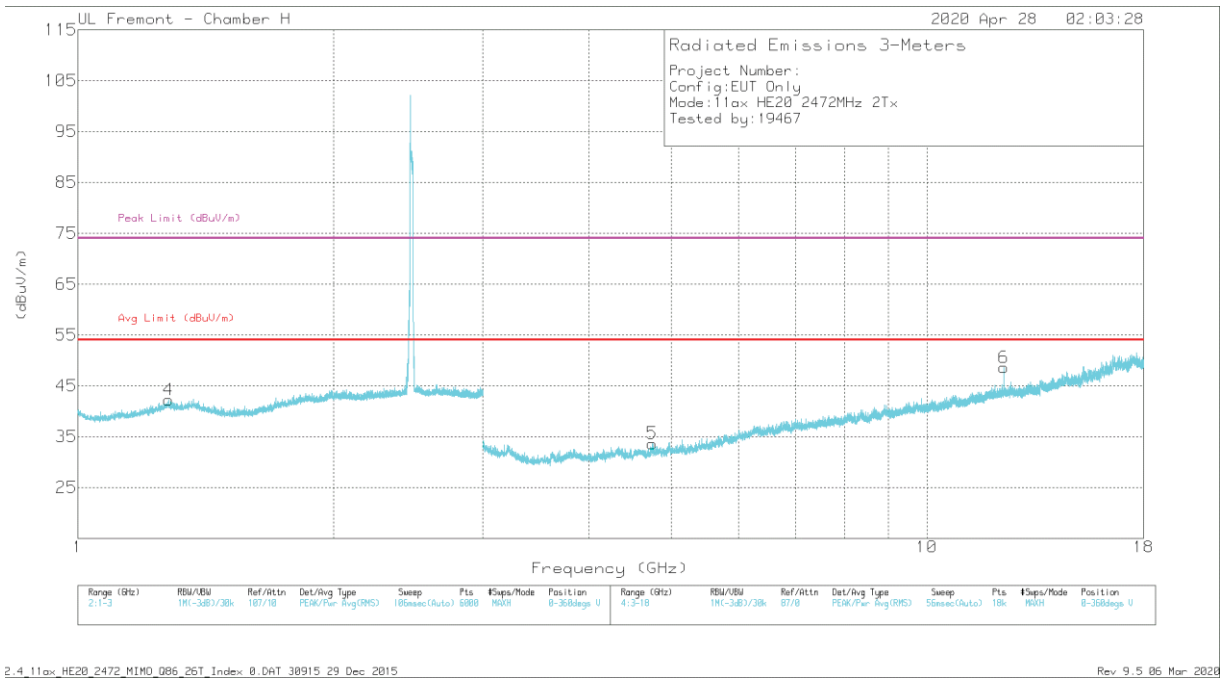

VERTICAL

UL VERIFICATION SERVICES INC.
47173 Benicia Street, Fremont, CA 94538; USA TEL:(510) 319-4000 FAX:(510) 661-0888
This report shall not be reproduced except in full, without the written approval of UL Verification Services Inc.

RADIATED EMISSIONS

Marker	Frequency (GHz)	Meter Reading (dBuV)	Det	AF T712 (dB/m)	Amp/Cbl/Fltr/Pad (dB)	Corrected Reading (dBuV/m)	Avg Limit (dBuV/m)	Margin (dB)	Peak Limit (dBuV/m)	PK Margin (dB)	Azimuth (Degs)	Height (cm)	Polarity
1	* 1.29219	45.67	PK2	29.6	-26.3	48.97	-	-	74	-25.03	282	106	H
	* 1.29356	33.94	MAv1	29.6	-26.3	37.24	54	-16.76	-	-	282	106	H
4	* 1.27974	45.96	PK2	29.7	-26.3	49.36	-	-	74	-24.64	311	118	V
	* 1.27987	34.04	MAv1	29.7	-26.3	37.44	54	-16.56	-	-	311	118	V
2	* 4.87392	37.69	PK2	34.1	-31.3	40.49	-	-	74	-33.51	254	109	H
	* 4.87243	25.96	MAv1	34.1	-31.3	28.76	54	-25.24	-	-	254	109	H
3	* 12.32374	35.56	PK2	38.9	-22.7	51.76	-	-	74	-22.24	145	101	H
	* 12.32215	24.42	MAv1	38.9	-22.7	40.62	54	-13.38	-	-	145	101	H
5	* 4.75003	37.79	PK2	34.1	-32.2	39.69	-	-	74	-34.31	303	213	V
	* 4.7518	26.71	MAv1	34.1	-32.2	28.61	54	-25.39	-	-	303	213	V
6	* 12.31828	37.58	PK2	38.9	-22.8	53.68	-	-	74	-20.32	236	101	V
	* 12.31826	25.23	MAv1	38.9	-22.8	41.33	54	-12.67	-	-	236	101	V

* - indicates frequency in CFR47 Pt 15 / IC RSS-Restricted Band
PK2 - KDB558074 Method: Maximum Peak
MAv1 - KDB558074 Option 1 Maximum RMS Average

UL VERIFICATION SERVICES INC.
47173 Benicia Street, Fremont, CA 94538; USA TEL:(510) 319-4000 FAX:(510) 661-0888
This report shall not be reproduced except in full, without the written approval of UL Verification Services Inc.

2TX ANT 4 + ANT 3 OFDMA MODE: 242-Tone, RU Index 61

BANDEDGE (LOW CHANNEL, CH 1)

HORIZONTAL RESULT

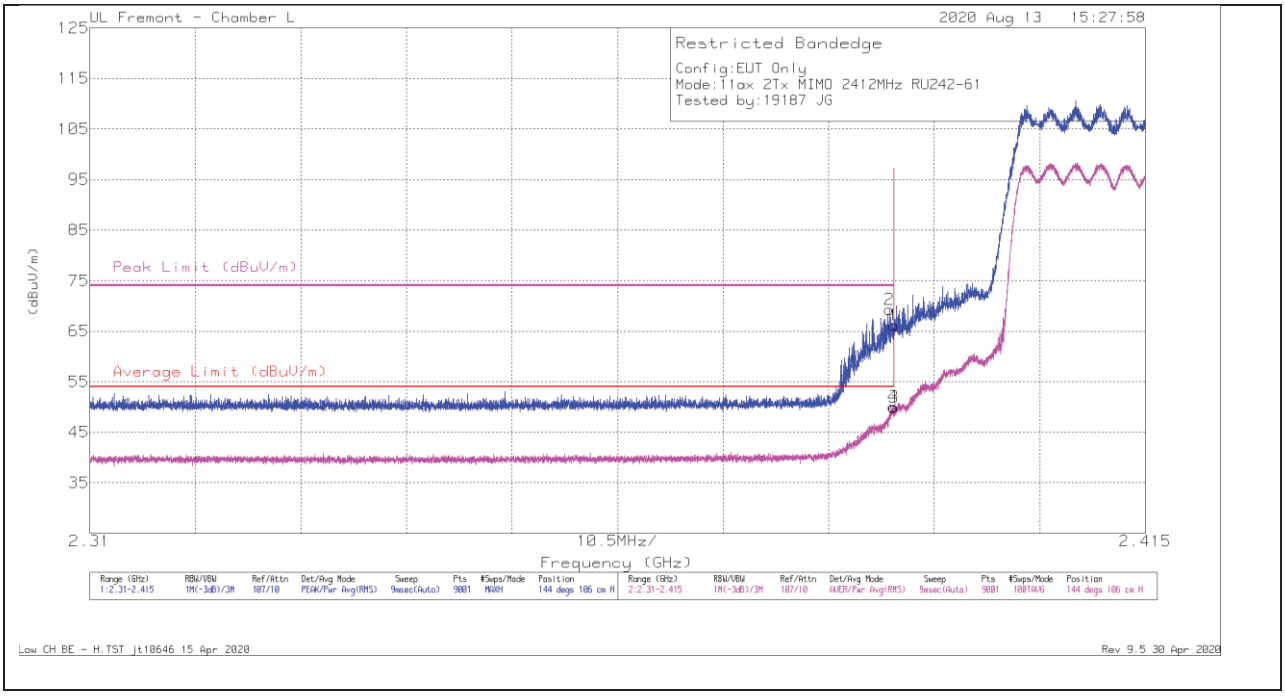

Marker	Frequency (GHz)	Meter Reading (dBuV)	Det	AF 344 (dB/m)	Amp/Cbl/Fltr/Pad (dB)	Corrected Reading (dBuV/m)	Average Limit (dBuV/m)	Margin (dB)	Peak Limit (dBuV/m)	PK Margin (dB)	Azimuth (Degs)	Height (cm)	Polarity
1	* 2.38999	55.4	Pk	31.9	-21.1	66.2	-	-	74	-7.8	144	106	H
2	* 2.38953	58.53	Pk	31.9	-21.1	69.33	-	-	74	-4.67	144	106	H
3	* 2.38999	39.18	RMS	31.9	-21.1	49.98	54	-4.02	-	-	144	106	H
4	* 2.38993	39.27	RMS	31.9	-21.1	50.07	54	-3.93	-	-	144	106	H

UL VERIFICATION SERVICES INC.
47173 Benicia Street, Fremont, CA 94538; USA TEL:(510) 319-4000 FAX:(510) 661-0888
This report shall not be reproduced except in full, without the written approval of UL Verification Services Inc.

VERTICAL RESULT

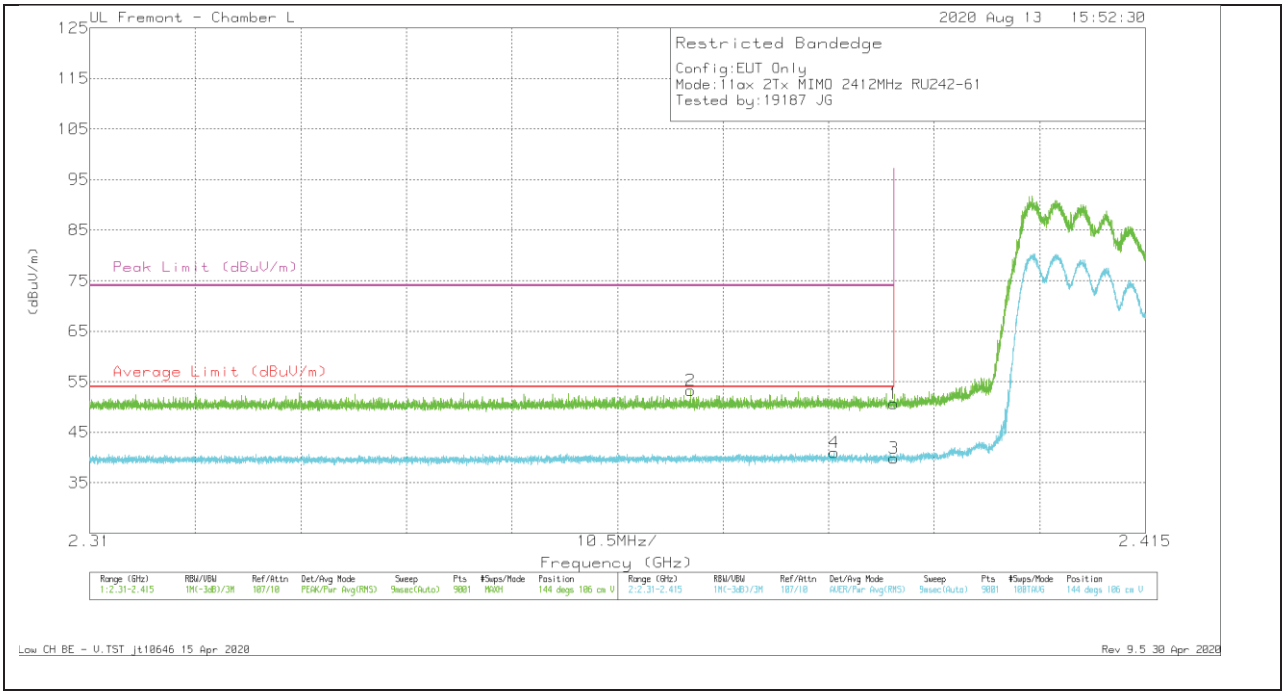

Marker	Frequency (GHz)	Meter Reading (dBuV)	Det	AF 344 (dB/m)	Amp/Cbl/Fltr/Pad (dB)	Corrected Reading (dBuV/m)	Average Limit (dBuV/m)	Margin (dB)	Peak Limit (dBuV/m)	PK Margin (dB)	Azimuth (Degs)	Height (cm)	Polarity
1	* 2.38999	39.88	Pk	31.9	-21.1	50.68	-	-	74	-23.32	144	106	V
2	* 2.36977	42.62	Pk	31.8	-21.2	53.22	-	-	74	-20.78	144	106	V
3	* 2.38999	29.03	RMS	31.9	-21.1	39.83	54	-14.17	-	-	144	106	V
4	* 2.38403	30.25	RMS	31.8	-21.1	40.95	54	-13.05	-	-	144	106	V

UL VERIFICATION SERVICES INC.
47173 Benicia Street, Fremont, CA 94538; USA TEL:(510) 319-4000 FAX:(510) 661-0888
This report shall not be reproduced except in full, without the written approval of UL Verification Services Inc.

BANDEDGE (LOW CHANNEL, CH 2)

HORIZONTAL RESULT

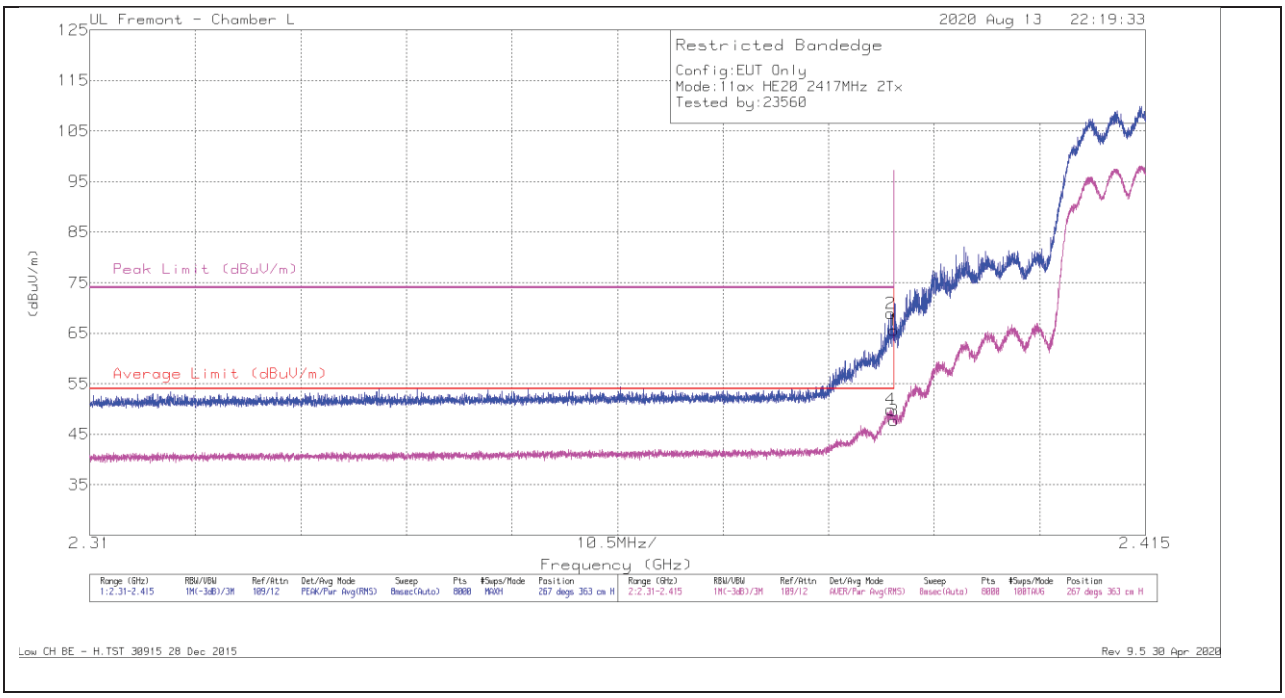

Marker	Frequency (GHz)	Meter Reading (dBuV)	Det	AF 344 (dB/m)	Amp/Cbl/Fltr/Pad (dB)	Corrected Reading (dBuV/m)	Average Limit (dBuV/m)	Margin (dB)	Peak Limit (dBuV/m)	PK Margin (dB)	Azimuth (Degs)	Height (cm)	Polarity
1	* 2.39	46.81	Pk	31.9	-13.1	65.61	-	-	74	-8.39	267	363	H
2	* 2.38969	50.11	Pk	31.9	-13.1	68.91	-	-	74	-5.09	267	363	H
3	* 2.39	28.94	RMS	31.9	-13.1	47.74	54	-6.26	-	-	267	363	H
4	* 2.38965	31.06	RMS	31.9	-13.1	49.86	54	-4.14	-	-	267	363	H

UL VERIFICATION SERVICES INC.
47173 Benicia Street, Fremont, CA 94538; USA TEL:(510) 319-4000 FAX:(510) 661-0888
This report shall not be reproduced except in full, without the written approval of UL Verification Services Inc.

VERTICAL RESULT

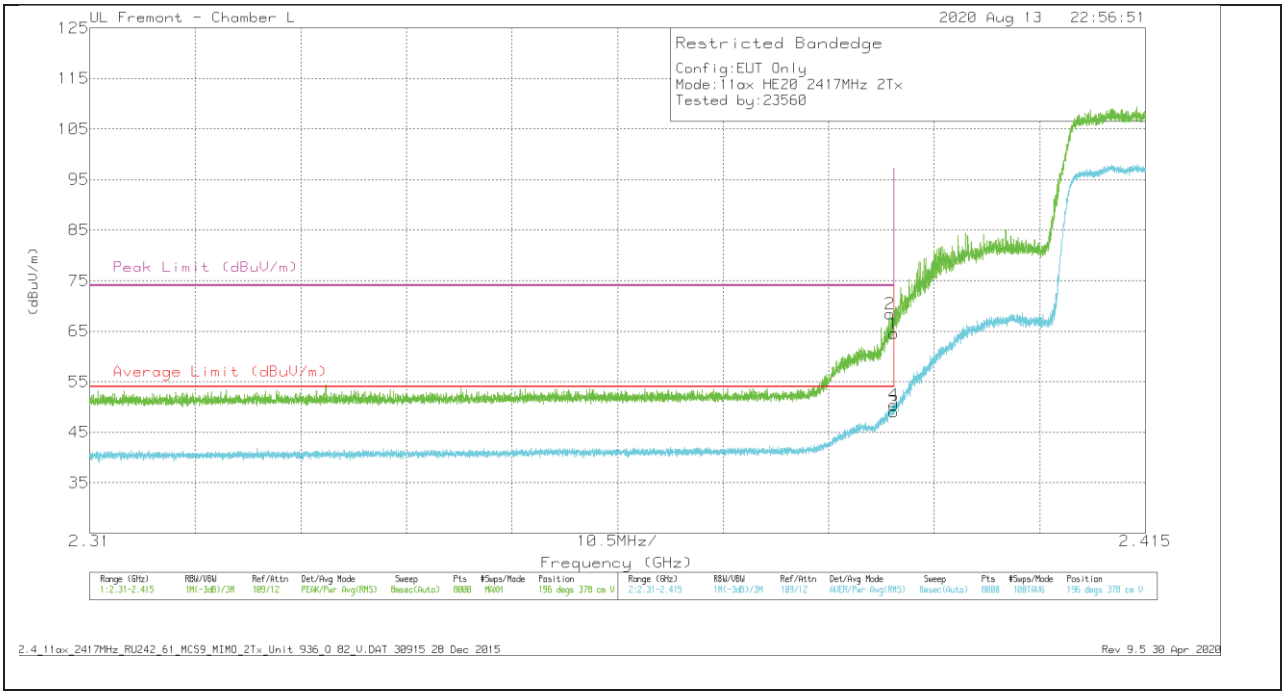

Marker	Frequency (GHz)	Meter Reading (dBuV)	Det	AF 344 (dB/m)	Amp/Cbl/Fltr/Pad (dB)	Corrected Reading (dBuV/m)	Average Limit (dBuV/m)	Margin (dB)	Peak Limit (dBuV/m)	PK Margin (dB)	Azimuth (Degs)	Height (cm)	Polarity
1	* 2.39	45.73	Pk	31.9	-13.1	64.53	-	-	74	-9.47	196	378	V
2	* 2.3896	49.58	Pk	31.9	-13.1	68.38	-	-	74	-5.62	196	378	V
3	* 2.39	30.26	RMS	31.9	-13.1	49.06	54	-4.94	-	-	196	378	V
4	* 2.38996	31.58	RMS	31.9	-13.1	50.38	54	-3.62	-	-	196	378	V

UL VERIFICATION SERVICES INC.
47173 Benicia Street, Fremont, CA 94538; USA TEL:(510) 319-4000 FAX:(510) 661-0888
This report shall not be reproduced except in full, without the written approval of UL Verification Services Inc.

BANDEDGE (LOW CHANNEL, CH 3)

HORIZONTAL RESULT

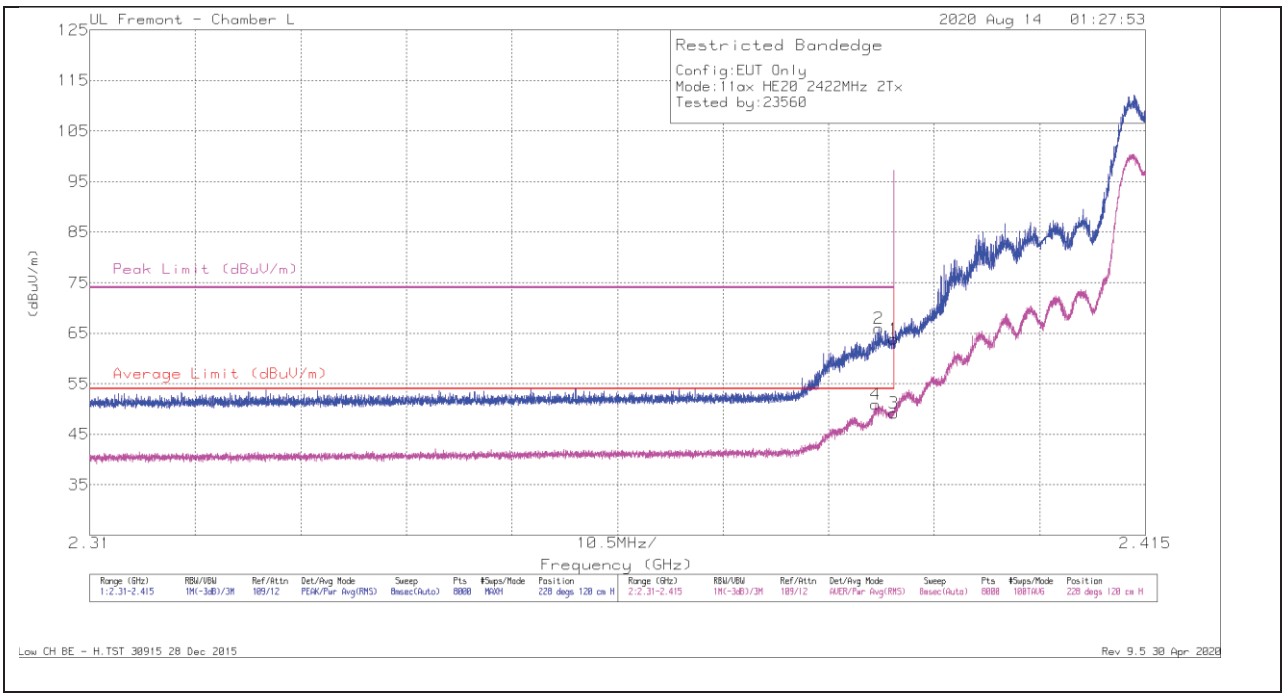

Marker	Frequency (GHz)	Meter Reading (dBuV)	Det	AF 344 (dB/m)	Amp/Cbl/Fltr/Pad (dB)	Corrected Reading (dBuV/m)	Average Limit (dBuV/m)	Margin (dB)	Peak Limit (dBuV/m)	PK Margin (dB)	Azimuth (Degs)	Height (cm)	Polarity
1	* 2.39	45.06	Pk	31.9	-13.1	63.86	-	-	74	-10.14	228	120	H
2	* 2.38849	47.16	Pk	31.9	-13.1	65.96	-	-	74	-8.04	228	120	H
3	* 2.39	30.39	RMS	31.9	-13.1	49.19	54	-4.81	-	-	228	120	H
4	* 2.38817	32.06	RMS	31.9	-13.1	50.86	54	-3.14	-	-	228	120	H

UL VERIFICATION SERVICES INC.
47173 Benicia Street, Fremont, CA 94538; USA TEL:(510) 319-4000 FAX:(510) 661-0888
This report shall not be reproduced except in full, without the written approval of UL Verification Services Inc.

VERTICAL RESULT

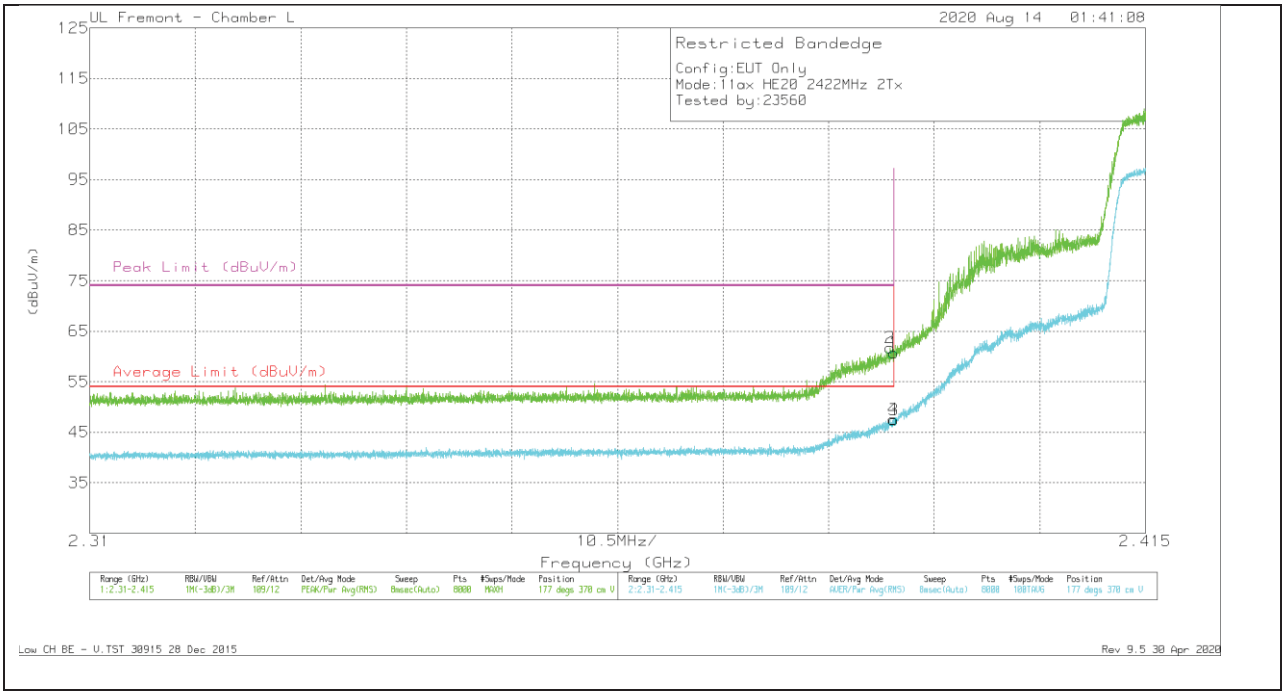

Marker	Frequency (GHz)	Meter Reading (dBuV)	Det	AF 344 (dB/m)	Amp/Cbl/Fltr/Pad (dB)	Corrected Reading (dBuV/m)	Average Limit (dBuV/m)	Margin (dB)	Peak Limit (dBuV/m)	PK Margin (dB)	Azimuth (Degs)	Height (cm)	Polarity
1	* 2.39	41.94	Pk	31.9	-13.1	60.74	-	-	74	-13.26	177	370	V
2	* 2.38963	42.96	Pk	31.9	-13.1	61.76	-	-	74	-12.24	177	370	V
3	* 2.39	28.62	RMS	31.9	-13.1	47.42	54	-6.58	-	-	177	370	V
4	* 2.3899	28.79	RMS	31.9	-13.1	47.59	54	-6.41	-	-	177	370	V

UL VERIFICATION SERVICES INC.
47173 Benicia Street, Fremont, CA 94538; USA TEL:(510) 319-4000 FAX:(510) 661-0888
This report shall not be reproduced except in full, without the written approval of UL Verification Services Inc.

BANDEDGE (LOW CHANNEL, CH 4)

HORIZONTAL RESULT

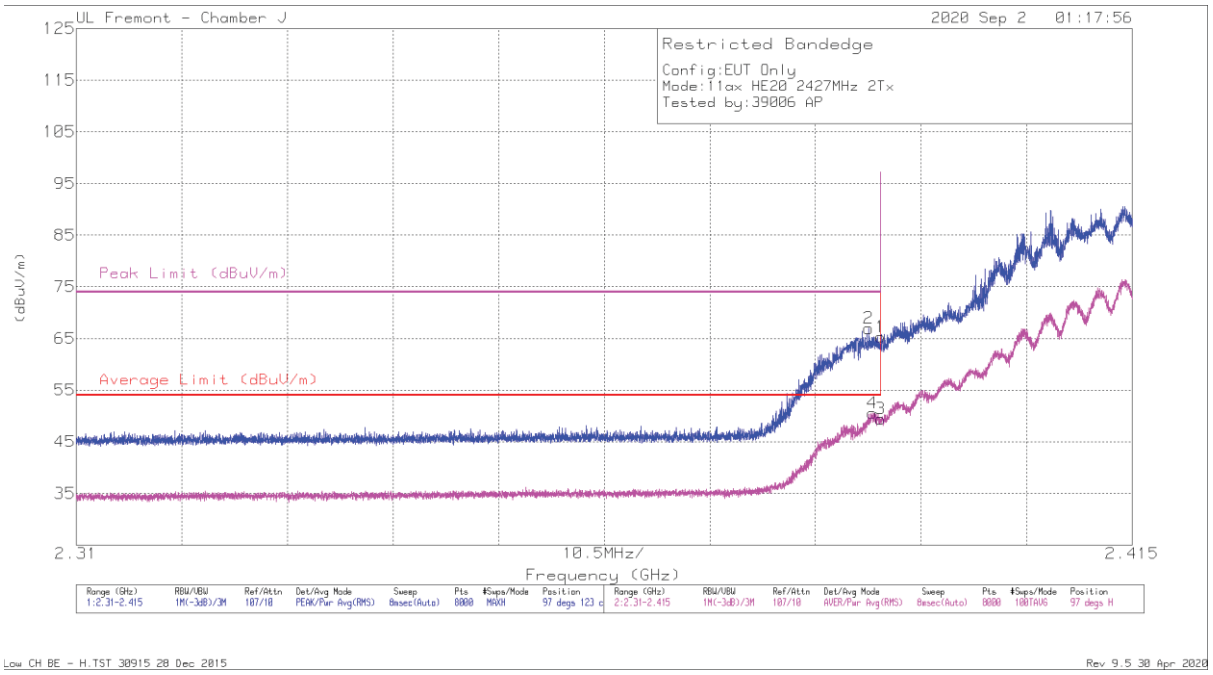

Marker	Frequency (GHz)	Meter Reading (dBuV)	Det	AF T963 (dB/m)	Amp/Cbl/Flt r/Pad (dB)	Corrected Reading (dBuV/m)	Average Limit (dBuV/m)	Margin (dB)	Peak Limit (dBuV/m)	PK Margin (dB)	Azimuth (Degs)	Height (cm)	Polarity
1	2.39	50.48	Pk	29	-14.2	65.28	-	-	74	-8.72	97	123	H
2	2.38879	52.16	Pk	29	-14.2	66.96	-	-	74	-7.04	97	123	H
3	2.39	34.61	RMS	29	-14.2	49.41	54	-4.59	-	-	97	123	H
4	2.38917	35.74	RMS	29	-14.2	50.54	54	-3.46	-	-	97	123	H

Pk - Peak detector
RMS - RMS detection

UL VERIFICATION SERVICES INC.
47173 Benicia Street, Fremont, CA 94538; USA TEL:(510) 319-4000 FAX:(510) 661-0888
This report shall not be reproduced except in full, without the written approval of UL Verification Services Inc.

VERTICAL RESULT

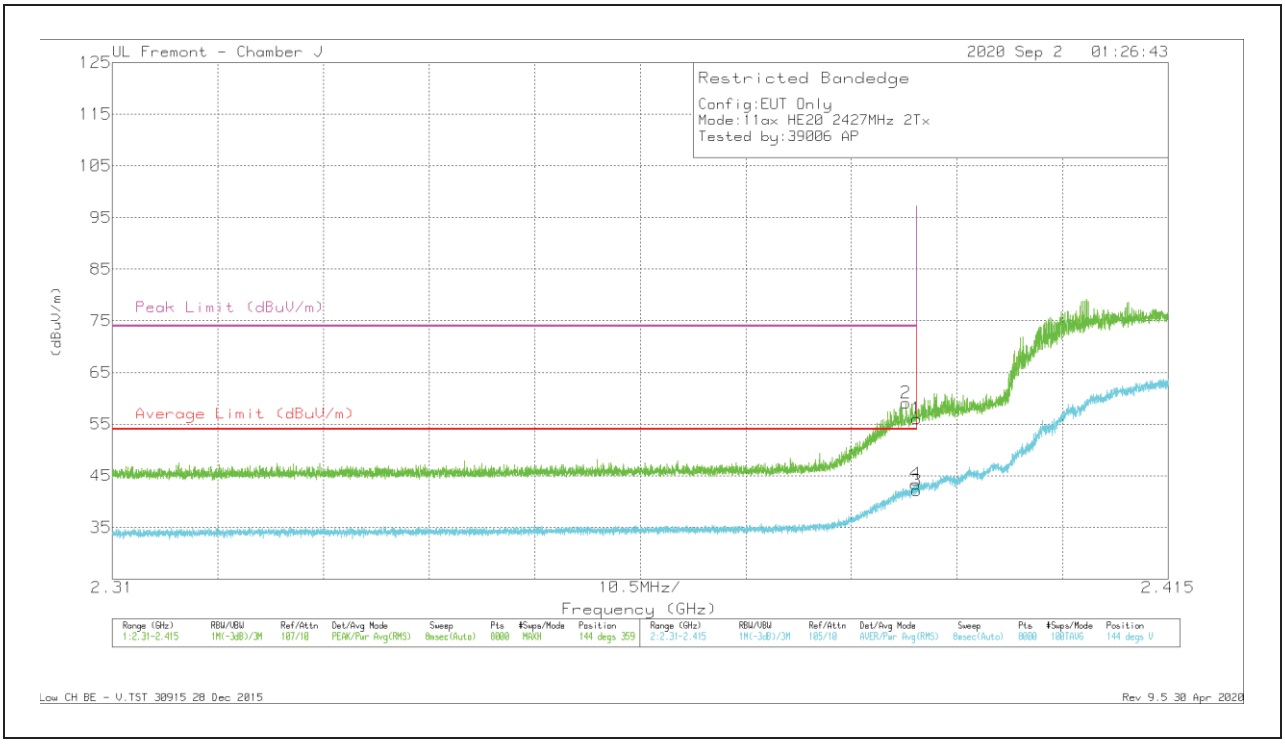

Marker	Frequency (GHz)	Meter Reading (dBuV)	Det	AF T963 (dB/m)	Amp/Cbl/Flt r/Pad (dB)	Corrected Reading (dBuV/m)	Average Limit (dBuV/m)	Margin (dB)	Peak Limit (dBuV/m)	PK Margin (dB)	Azimuth (Degs)	Height (cm)	Polarity
1	2.39	41.28	Pk	29	-14.2	56.08	-	-	74	-17.92	144	359	V
2	2.38893	44.3	Pk	29	-14.2	59.1	-	-	74	-14.9	144	359	V
3	2.39	27.34	RMS	29	-14.2	42.14	54	-11.86	-	-	144	359	V
4	2.38989	28.62	RMS	29	-14.2	43.42	54	-10.58	-	-	144	359	V

Pk - Peak detector
RMS - RMS detection

UL VERIFICATION SERVICES INC.
47173 Benicia Street, Fremont, CA 94538; USA TEL:(510) 319-4000 FAX:(510) 661-0888
This report shall not be reproduced except in full, without the written approval of UL Verification Services Inc.

BANDEDGE (HIGH CHANNEL, CH 9)

HORIZONTAL RESULT

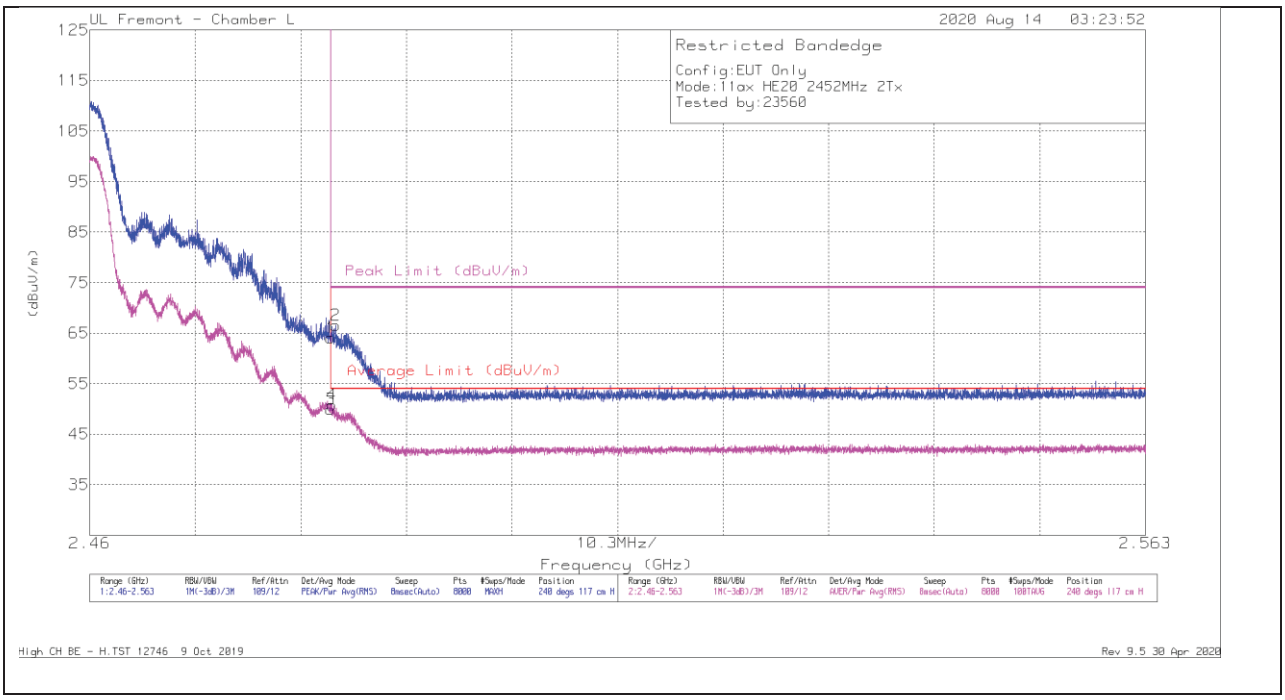

Marker	Frequency (GHz)	Meter Reading (dBuV)	Det	AF 344 (dB/m)	Amp/Cbl/Fltr/Pad (dB)	Corrected Reading (dBuV/m)	Average Limit (dBuV/m)	Margin (dB)	Peak Limit (dBuV/m)	PK Margin (dB)	Azimuth (Degs)	Height (cm)	Polarity
1	* 2.4835	44.63	Pk	32.3	-12.9	64.03	-	-	74	-9.97	240	117	H
2	* 2.48399	47.11	Pk	32.3	-12.9	66.51	-	-	74	-7.49	240	117	H
3	* 2.4835	30.55	RMS	32.3	-12.9	49.95	54	-4.05	-	-	240	117	H
4	* 2.48363	31.43	RMS	32.3	-12.9	50.83	54	-3.17	-	-	240	117	H

* - indicates frequency in CFR47 Pt 15 / IC RSS-Restricted Band
Pk - Peak detector
RMS - RMS detection

High CH BE - H.TST 12746 9 Oct 2019
Rev 9.5 30 Apr 2020

UL VERIFICATION SERVICES INC.
47173 Benicia Street, Fremont, CA 94538; USA TEL:(510) 319-4000 FAX:(510) 661-0888
This report shall not be reproduced except in full, without the written approval of UL Verification Services Inc.

VERTICAL RESULT

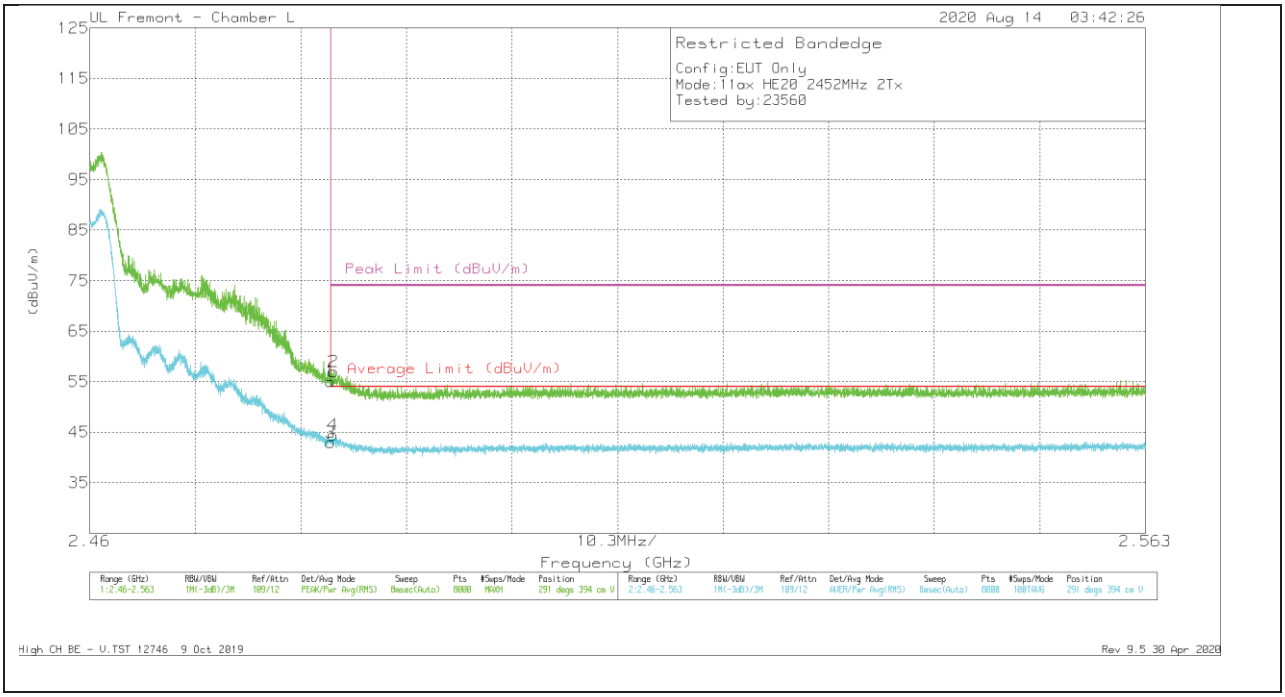

Marker	Frequency (GHz)	Meter Reading (dBuV)	Det	AF 344 (dB/m)	Amp/Cbl/Fltr/Pad (dB)	Corrected Reading (dBuV/m)	Average Limit (dBuV/m)	Margin (dB)	Peak Limit (dBuV/m)	PK Margin (dB)	Azimuth (Degs)	Height (cm)	Polarity
1	* 2.4835	35.67	Pk	32.3	-12.9	55.07	-	-	74	-18.93	291	394	V
2	* 2.48377	37.54	Pk	32.3	-12.9	56.94	-	-	74	-17.06	291	394	V
3	* 2.4835	23.62	RMS	32.3	-12.9	43.02	54	-10.98	-	-	291	394	V
4	* 2.48373	25.11	RMS	32.3	-12.9	44.51	54	-9.49	-	-	291	394	V

* - indicates frequency in CFR47 Pt 15 / IC RSS-Restricted Band
Pk - Peak detector
RMS - RMS detection

High CH BE - V.TST 12746 9 Oct 2019
Rev 9.5 30 Apr 2020

UL VERIFICATION SERVICES INC.
47173 Benicia Street, Fremont, CA 94538; USA TEL:(510) 319-4000 FAX:(510) 661-0888
This report shall not be reproduced except in full, without the written approval of UL Verification Services Inc.

BANDEDGE (HIGH CHANNEL, CH 10)

HORIZONTAL RESULT

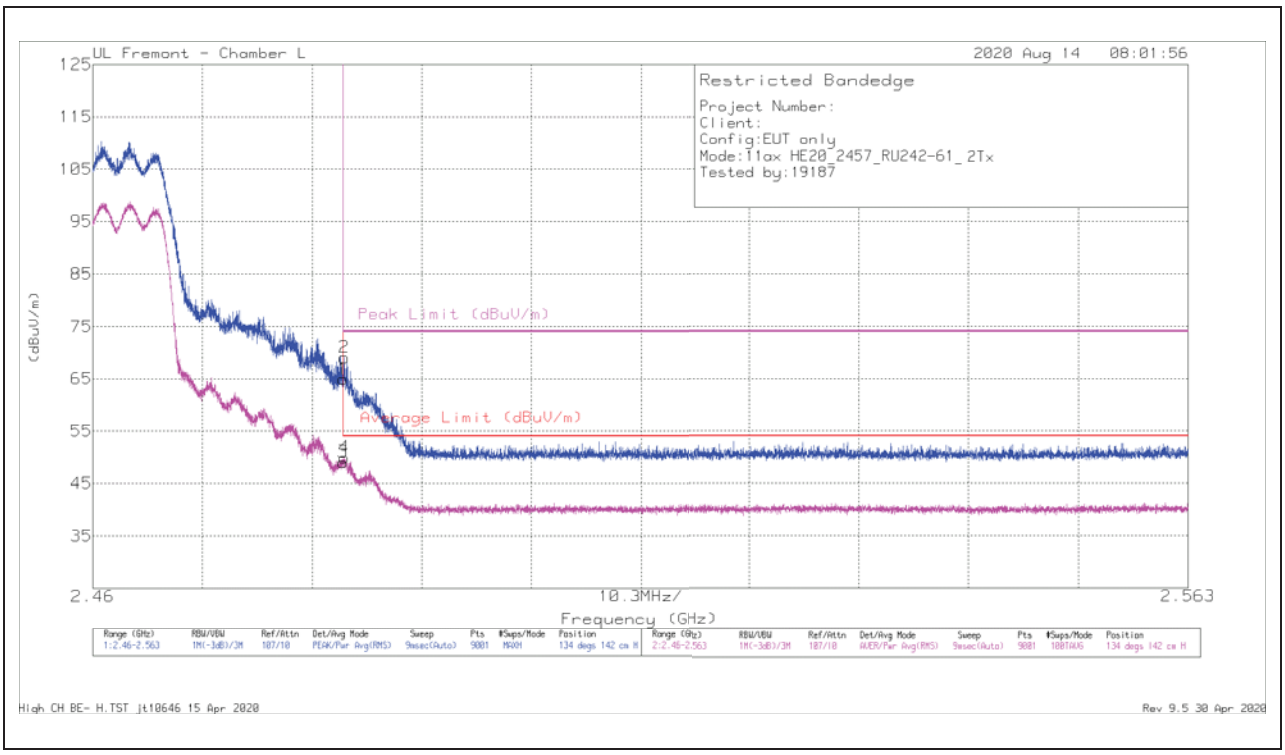

Marker	Frequency (GHz)	Meter Reading (dBuV)	Det	AF 344 (dB/m)	Amp/Cbl/Fltr/Pad (dB)	Corrected Reading (dBuV/m)	Average Limit (dBuV/m)	Margin (dB)	Peak Limit (dBuV/m)	PK Margin (dB)	Azimuth (Degs)	Height (cm)	Polarity
1	* 2.48351	53.56	Pk	32.3	-20.9	64.96	-	-	74	-9.04	134	142	H
2	* 2.48362	57.69	Pk	32.3	-20.9	69.09	-	-	74	-4.91	134	142	H
3	* 2.48351	37.71	RMS	32.3	-20.9	49.11	54	-4.89	-	-	134	142	H
4	* 2.48364	38.52	RMS	32.3	-20.9	49.92	54	-4.08	-	-	134	142	H

UL VERIFICATION SERVICES INC.
47173 Benicia Street, Fremont, CA 94538; USA TEL:(510) 319-4000 FAX:(510) 661-0888
This report shall not be reproduced except in full, without the written approval of UL Verification Services Inc.

VERTICAL RESULT

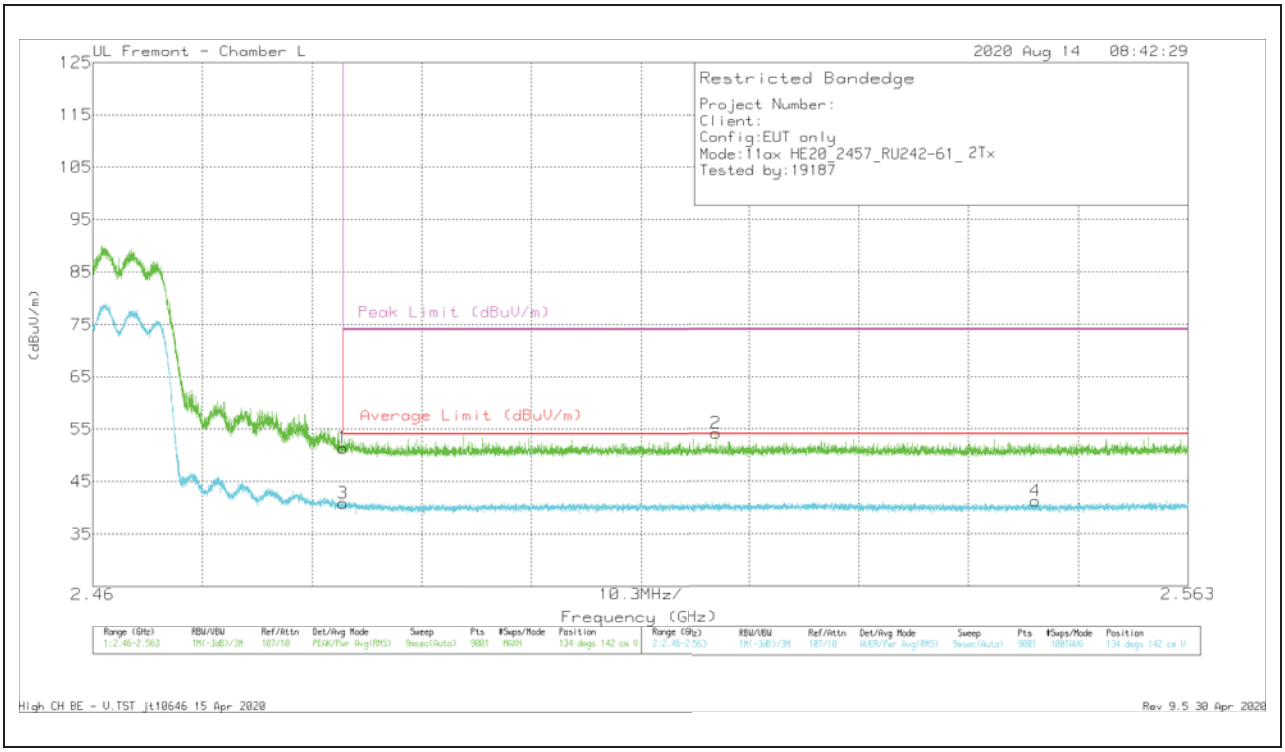

Marker	Frequency (GHz)	Meter Reading (dBuV)	Det	AF 344 (dB/m)	Amp/Cbl/Fltr/Pad (dB)	Corrected Reading (dBuV/m)	Average Limit (dBuV/m)	Margin (dB)	Peak Limit (dBuV/m)	PK Margin (dB)	Azimuth (Degs)	Height (cm)	Polarity
1	* 2.48351	39.96	Pk	32.3	-20.9	51.36	-	-	74	-22.64	134	142	V
2	2.51868	42.77	Pk	32.3	-20.9	54.17	-	-	74	-19.83	134	142	V
3	* 2.48351	29.47	RMS	32.3	-20.9	40.87	54	-13.13	-	-	134	142	V
4	2.5487	29.77	RMS	32.3	-20.8	41.27	54	-12.73	-	-	134	142	V

UL VERIFICATION SERVICES INC.
47173 Benicia Street, Fremont, CA 94538; USA TEL:(510) 319-4000 FAX:(510) 661-0888
This report shall not be reproduced except in full, without the written approval of UL Verification Services Inc.

BANDEDGE (HIGH CHANNEL, CH 11)

HORIZONTAL RESULT

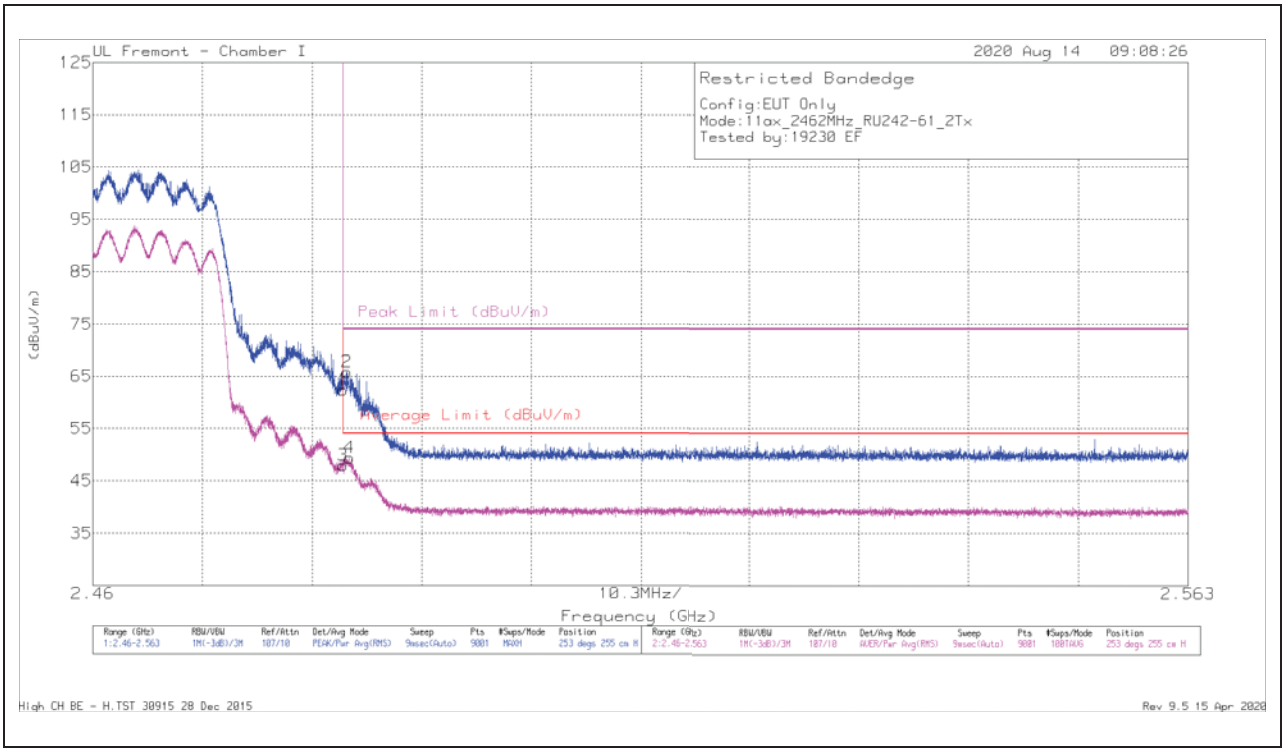

Marker	Frequency (GHz)	Meter Reading (dBuV)	Det	AF T346 (dB/m)	Amp/Cbl /Fltr/Pad (dB)	DC Corr (dB)	Corrected Reading (dBuV/m)	Average Limit (dBuV/m)	Margin (dB)	Peak Limit (dBuV/m)	PK Margin (dB)	Azimuth (Degs)	Height (cm)	Polarity
1	* 2.48351	47.63	Pk	32.4	-17.7	0	62.33	-	-	74	-11.67	253	255	H
2	* 2.48384	51.07	Pk	32.4	-17.7	0	65.77	-	-	74	-8.23	253	255	H
3	* 2.48351	33.24	RMS	32.4	-17.7	0	47.94	54	-6.06	-	-	253	255	H
4	* 2.48409	34.71	RMS	32.4	-17.7	0	49.41	54	-4.59	-	-	253	255	H

UL VERIFICATION SERVICES INC.
47173 Benicia Street, Fremont, CA 94538; USA TEL:(510) 319-4000 FAX:(510) 661-0888
This report shall not be reproduced except in full, without the written approval of UL Verification Services Inc.

VERTICAL RESULT

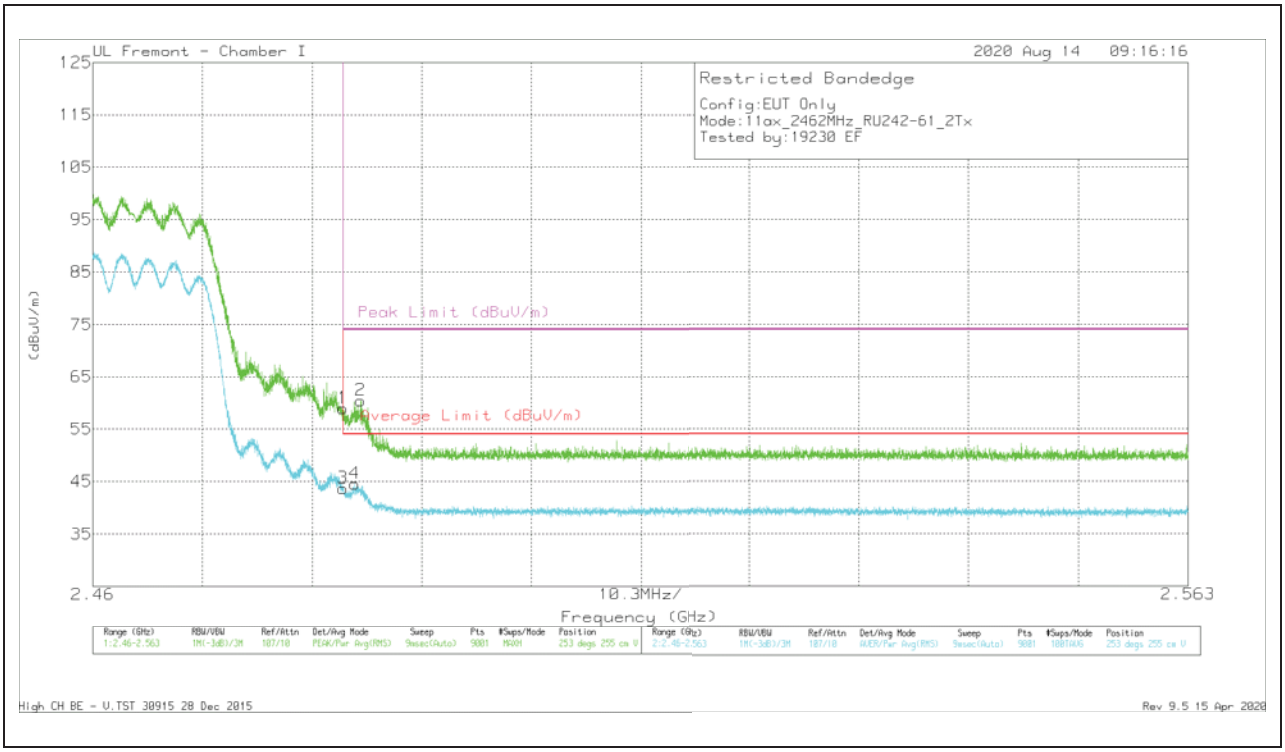

Marker	Frequency (GHz)	Meter Reading (dBuV)	Det	AF T346 (dB/m)	Amp/Cbl /Fltr/Pad (dB)	DC Corr (dB)	Corrected Reading (dBuV/m)	Average Limit (dBuV/m)	Margin (dB)	Peak Limit (dBuV/m)	PK Margin (dB)	Azimuth (Degs)	Height (cm)	Polarity
1	* 2.48351	44.33	Pk	32.4	-17.7	0	59.03	-	-	74	-14.97	253	255	V
2	* 2.48514	45.68	Pk	32.5	-17.7	0	60.48	-	-	74	-13.52	253	255	V
3	* 2.48351	29.04	RMS	32.4	-17.7	0	43.74	54	-10.26	-	-	253	255	V
4	* 2.48462	29.87	RMS	32.4	-17.7	0	44.57	54	-9.43	-	-	253	255	V

UL VERIFICATION SERVICES INC.
47173 Benicia Street, Fremont, CA 94538; USA TEL:(510) 319-4000 FAX:(510) 661-0888
This report shall not be reproduced except in full, without the written approval of UL Verification Services Inc.

BANDEDGE (HIGH CHANNEL, CH 12)

HORIZONTAL RESULT

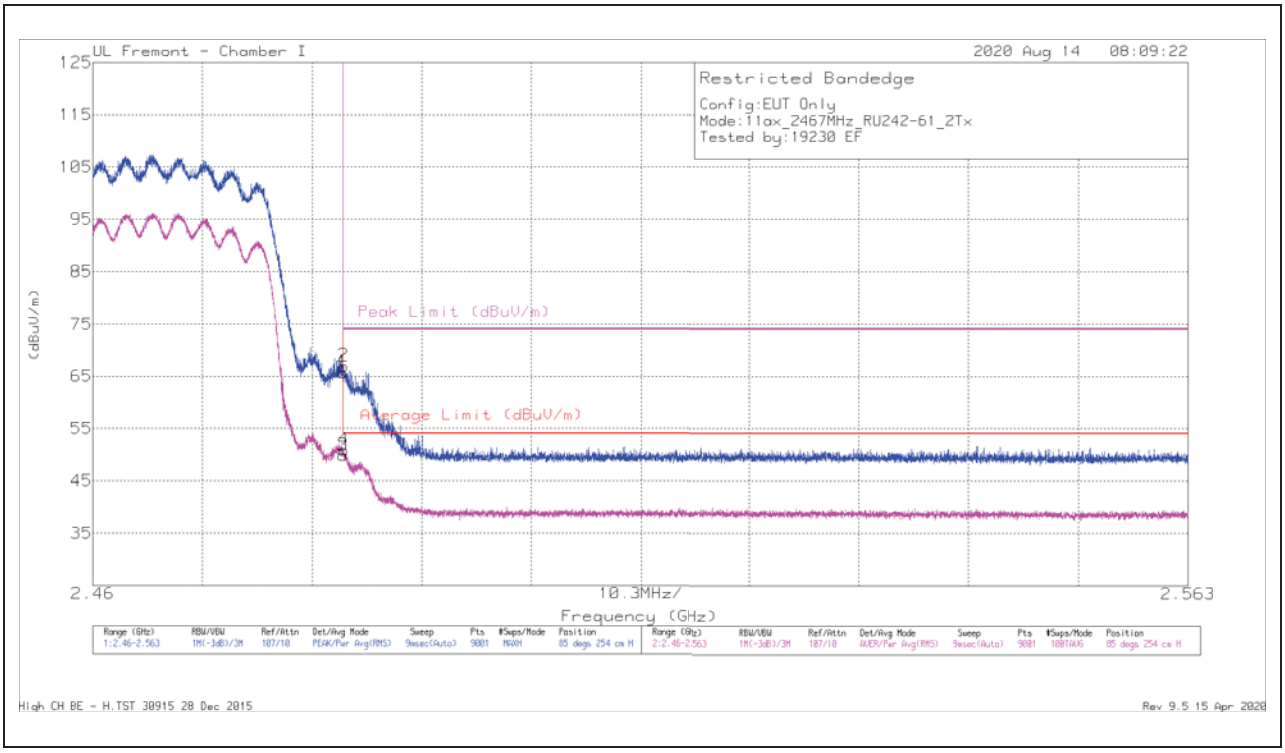

Marker	Frequency (GHz)	Meter Reading (dBuV)	Det	AF T346 (dB/m)	Amp/Cbl /Fltr/Pad (dB)	DC Corr (dB)	Corrected Reading (dBuV/m)	Average Limit (dBuV/m)	Margin (dB)	Peak Limit (dBuV/m)	PK Margin (dB)	Azimuth (Degs)	Height (cm)	Polarity
1	* 2.48351	51.04	Pk	32.4	-17.7	0	65.74	-	-	74	-8.26	85	254	H
2	* 2.48356	52.29	Pk	32.4	-17.7	0	66.99	-	-	74	-7.01	85	254	H
3	* 2.48351	35.27	RMS	32.4	-17.7	0	49.97	54	-4.03	-	-	85	254	H
4	* 2.48357	36.18	RMS	32.4	-17.7	0	50.88	54	-3.12	-	-	85	254	H

UL VERIFICATION SERVICES INC.
47173 Benicia Street, Fremont, CA 94538; USA TEL:(510) 319-4000 FAX:(510) 661-0888
This report shall not be reproduced except in full, without the written approval of UL Verification Services Inc.