VERTICAL RESULT

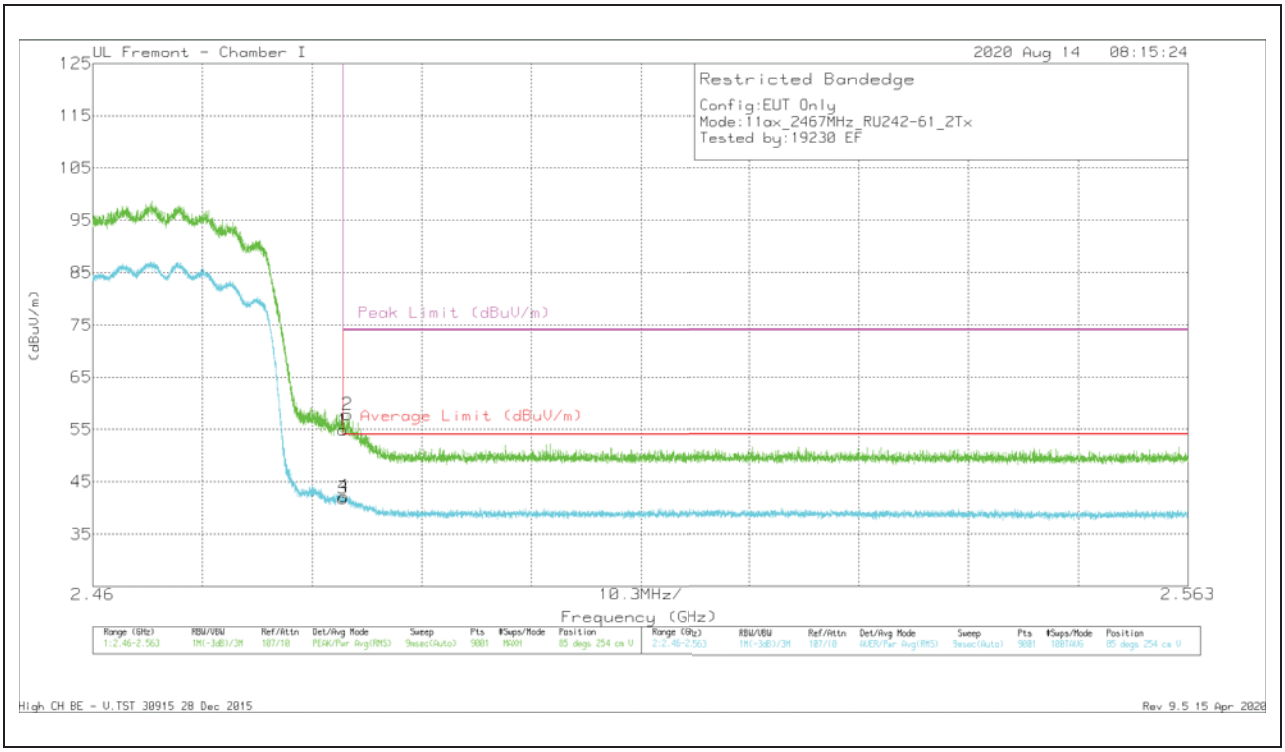

Marker	Frequency (GHz)	Meter Reading (dBuV)	Det	AF T346 (dB/m)	Amp/Cbl /Fltr/Pad (dB)	DC Corr (dB)	Corrected Reading (dBuV/m)	Average Limit (dBuV/m)	Margin (dB)	Peak Limit (dBuV/m)	PK Margin (dB)	Azimuth (Degs)	Height (cm)	Polarity
1	* 2.48351	40.14	Pk	32.4	-17.7	0	54.84	-	-	74	-19.16	85	254	V
2	* 2.4839	43.13	Pk	32.4	-17.7	0	57.83	-	-	74	-16.17	85	254	V
3	* 2.48351	27.2	RMS	32.4	-17.7	0	41.9	54	-12.1	-	-	85	254	V
4	* 2.48354	27.57	RMS	32.4	-17.7	0	42.27	54	-11.73	-	-	85	254	V

UL VERIFICATION SERVICES INC.
47173 Benicia Street, Fremont, CA 94538; USA TEL:(510) 319-4000 FAX:(510) 661-0888
This report shall not be reproduced except in full, without the written approval of UL Verification Services Inc.

BANDEDGE (HIGH CHANNEL, CH 13)

HORIZONTAL RESULT

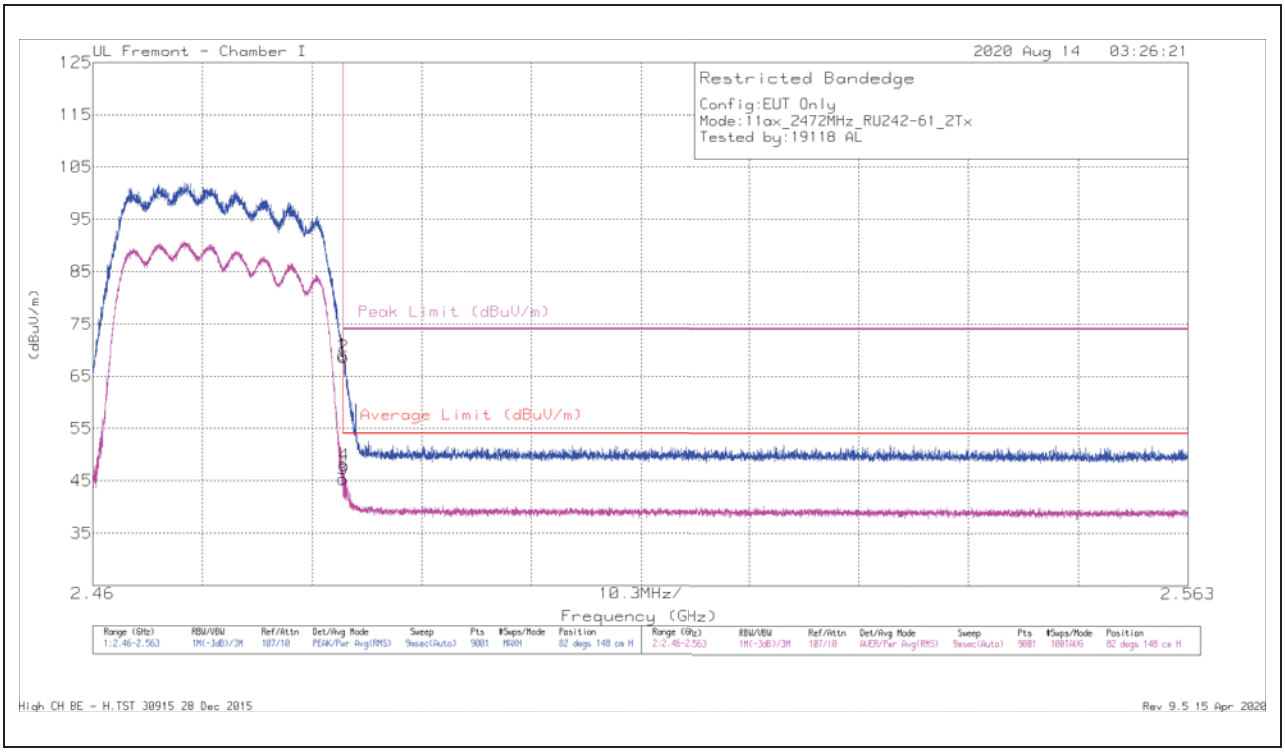

Marker	Frequency (GHz)	Meter Reading (dBuV)	Det	AF T346 (dB/m)	Amp/Cbl /Fltr/Pad (dB)	DC Corr (dB)	Corrected Reading (dBuV/m)	Average Limit (dBuV/m)	Margin (dB)	Peak Limit (dBuV/m)	PK Margin (dB)	Azimuth (Degs)	Height (cm)	Polarity
1	* 2.48351	54.38	Pk	32.4	-17.7	0	69.08	-	-	74	-4.92	82	148	H
2	* 2.48356	53.91	Pk	32.4	-17.7	0	68.61	-	-	74	-5.39	82	148	H
3	* 2.48351	30.57	RMS	32.4	-17.7	0	45.27	54	-8.73	-	-	82	148	H
4	* 2.48361	33.27	RMS	32.4	-17.7	0	47.97	54	-6.03	-	-	82	148	H

UL VERIFICATION SERVICES INC.
47173 Benicia Street, Fremont, CA 94538; USA TEL:(510) 319-4000 FAX:(510) 661-0888
This report shall not be reproduced except in full, without the written approval of UL Verification Services Inc.

VERTICAL RESULT

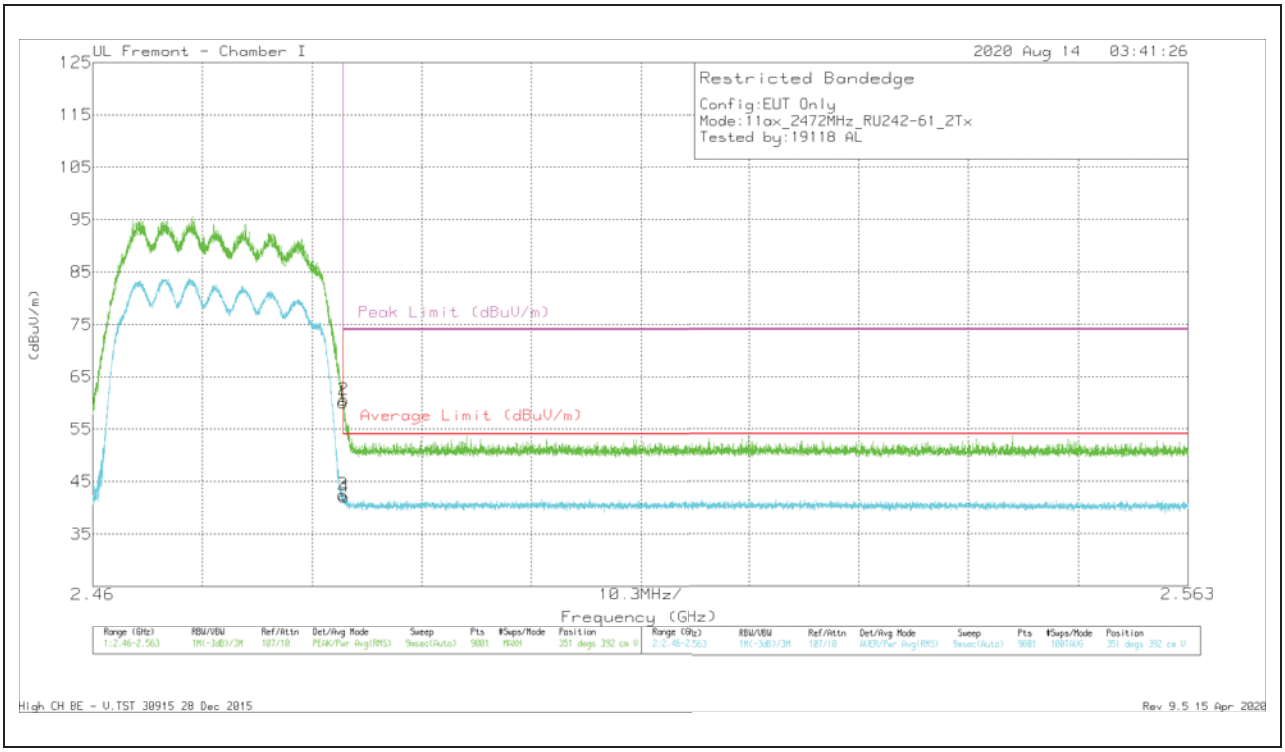

Marker	Frequency (GHz)	Meter Reading (dBuV)	Det	AF T346 (dB/m)	Amp/Cbl /Fltr/Pad (dB)	DC Corr (dB)	Corrected Reading (dBuV/m)	Average Limit (dBuV/m)	Margin (dB)	Peak Limit (dBuV/m)	PK Margin (dB)	Azimuth (Degs)	Height (cm)	Polarity
1	* 2.48351	45.37	Pk	32.4	-17.7	0	60.07	-	-	74	-13.93	351	392	V
2	* 2.48354	45.86	Pk	32.4	-17.7	0	60.56	-	-	74	-13.44	351	392	V
3	* 2.48351	27.75	RMS	32.4	-17.7	0	42.45	54	-11.55	-	-	351	392	V
4	* 2.4836	27.43	RMS	32.4	-17.7	0	42.13	54	-11.87	-	-	351	392	V

UL VERIFICATION SERVICES INC.
47173 Benicia Street, Fremont, CA 94538; USA TEL:(510) 319-4000 FAX:(510) 661-0888
This report shall not be reproduced except in full, without the written approval of UL Verification Services Inc.

HARMONICS AND SPURIOUS EMISSIONS

LOW CHANNEL, CH 1 RESULTS

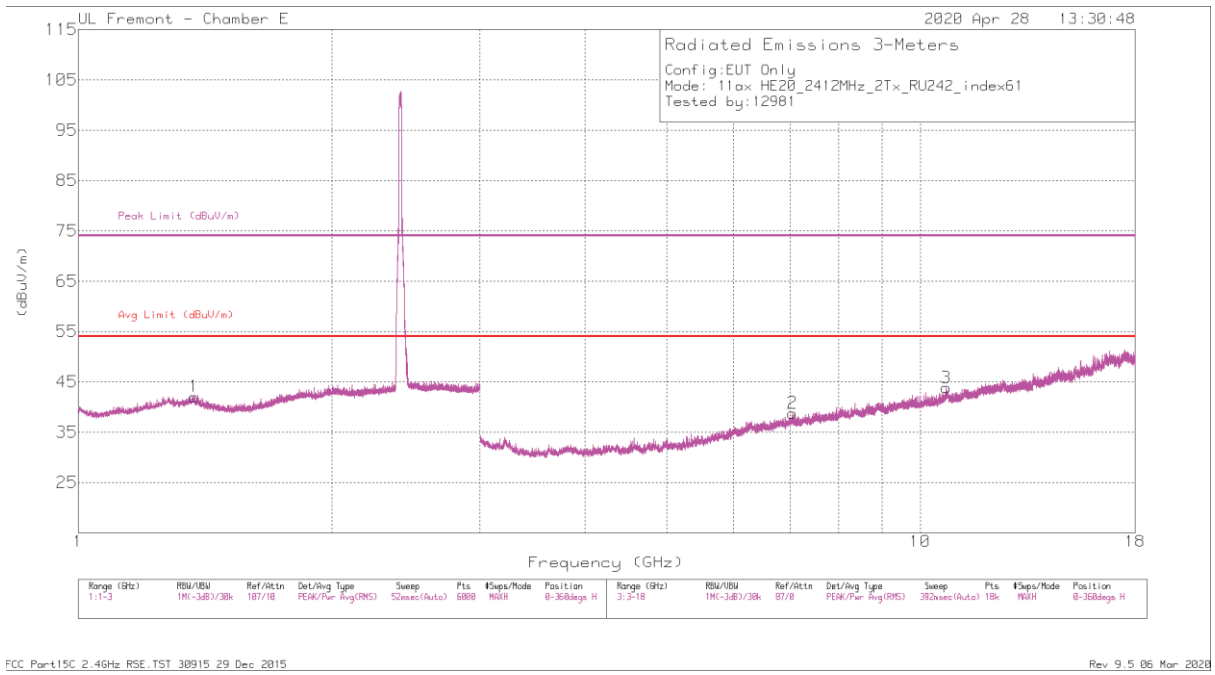

HORIZONTAL

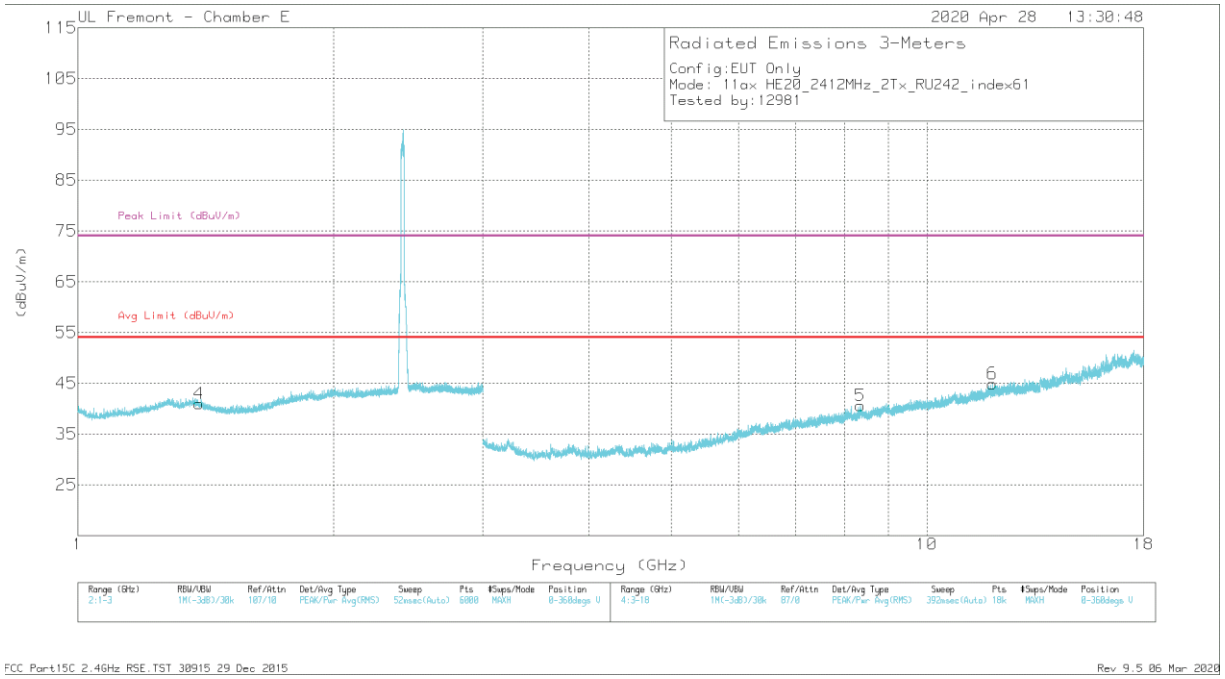

VERTICAL

UL VERIFICATION SERVICES INC.
47173 Benicia Street, Fremont, CA 94538; USA TEL:(510) 319-4000 FAX:(510) 661-0888
This report shall not be reproduced except in full, without the written approval of UL Verification Services Inc.

RADIATED EMISSIONS

Marker	Frequency (GHz)	Meter Reading (dBuV)	Det	AF T712 (dB/m)	Amp/Cbl/Fltr/Pad (dB)	Corrected Reading (dBuV/m)	Avg Limit (dBuV/m)	Margin (dB)	Peak Limit (dBuV/m)	PK Margin (dB)	Azimuth (Degs)	Height (cm)	Polarity
1	* 1.37341	45.39	PK2	29.6	-26.4	48.59	-	-	74	-25.41	304	162	H
	* 1.37122	34.12	MAv1	29.7	-26.4	37.42	54	-16.58	-	-	304	162	H
4	* 1.39036	45.44	PK2	29.3	-26.4	48.34	-	-	74	-25.66	225	206	V
	* 1.39011	34.07	MAv1	29.3	-26.4	36.97	54	-17.03	-	-	225	206	V
3	* 10.74094	36.91	PK2	37.8	-24.8	49.91	-	-	74	-24.09	187	230	H
	* 10.74311	25.75	MAv1	37.7	-24.7	38.75	54	-15.25	-	-	187	230	H
5	* 8.35206	37.5	PK2	35.9	-26.1	47.3	-	-	74	-26.7	234	187	V
	* 8.3515	26.37	MAv1	35.9	-26.1	36.17	54	-17.83	-	-	234	187	V
6	* 11.94078	35.3	PK2	38.5	-23.3	50.5	-	-	74	-23.5	125	231	V
	* 11.94058	24.32	MAv1	38.5	-23.3	39.52	54	-14.48	-	-	125	231	V
2	7.05659	26.17	MAv1	35.7	-28	33.87	-	-	-	-	297	164	H
	7.05746	38.02	PK2	35.7	-28	45.72	-	-	-	-	297	164	H

UL VERIFICATION SERVICES INC.
47173 Benicia Street, Fremont, CA 94538; USA TEL:(510) 319-4000 FAX:(510) 661-0888
This report shall not be reproduced except in full, without the written approval of UL Verification Services Inc.

MID CHANNEL, CH 6 RESULTS

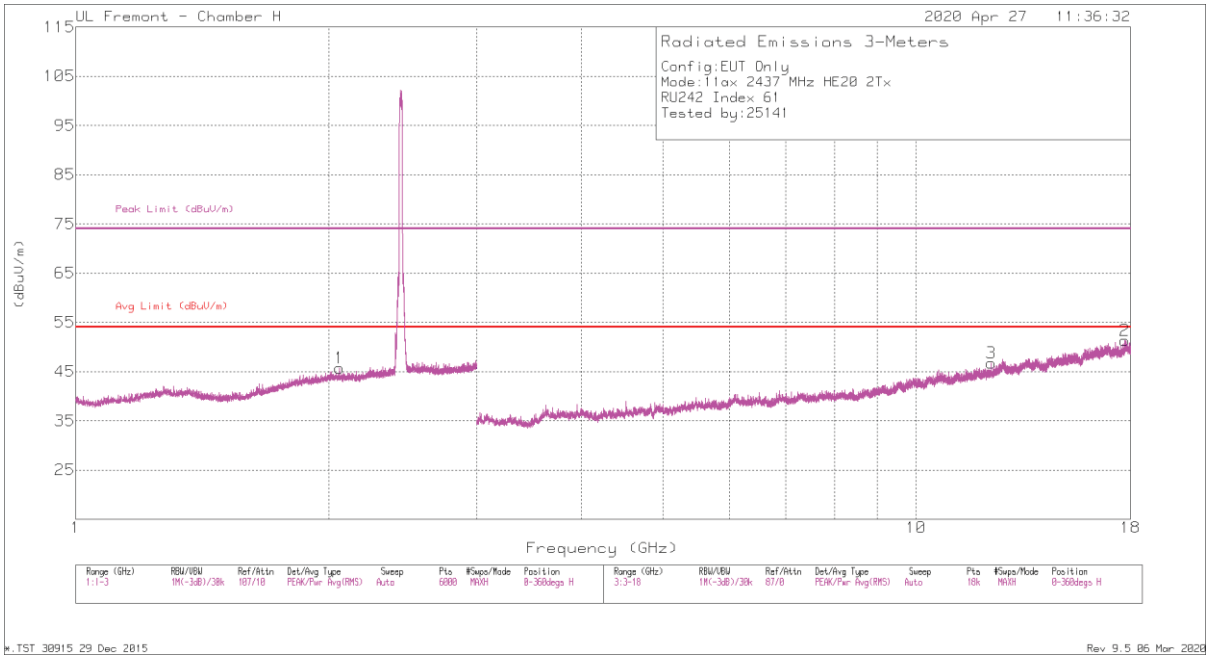

HORIZONTAL

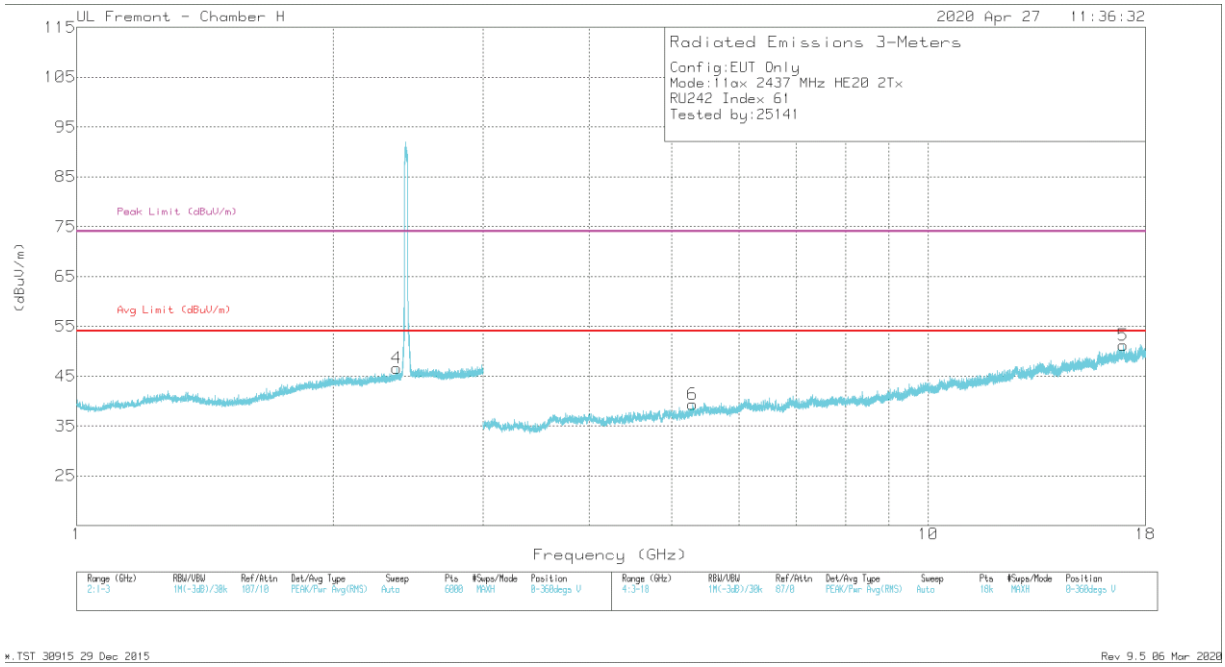

VERTICAL

UL VERIFICATION SERVICES INC.
47173 Benicia Street, Fremont, CA 94538; USA TEL:(510) 319-4000 FAX:(510) 661-0888
This report shall not be reproduced except in full, without the written approval of UL Verification Services Inc.

RADIATED EMISSIONS

Marker	Frequency (GHz)	Meter Reading (dBuV)	Det	AF T863 (dB/m)	Amp/Cbl/Fltr/Pad (dB)	Corrected Reading (dBuV/m)	Avg Limit (dBuV/m)	Margin (dB)	Peak Limit (dBuV/m)	PK Margin (dB)	Azimuth (Degs)	Height (cm)	Polarity
1	2.06159	44.34	PK2	31.6	-24.4	51.54	-	-	-	-	215	350	H
	2.05926	32.45	MAv1	31.6	-24.4	39.65	-	-	-	-	215	350	H
2	* 17.72113	36.56	PK2	41.3	-19.8	58.06	-	-	74	-15.94	15	179	H
	* 17.72169	24.26	MAv1	41.3	-19.8	45.76	54	-8.24	-	-	15	179	H
3	* 12.29437	36.99	PK2	38.9	-23.2	52.69	-	-	74	-21.31	182	127	H
	* 12.29567	25.14	MAv1	38.9	-23.2	40.84	54	-13.16	-	-	182	127	H
4	* 2.37443	44.39	PK2	32.1	-23.8	52.69	-	-	74	-21.31	68	234	V
	* 2.37399	32.24	MAv1	32.1	-23.8	40.54	54	-13.46	-	-	68	234	V
5	16.95538	35.52	PK2	42.2	-20.6	57.12	-	-	-	-	170	156	V
	16.95485	24.06	MAv1	42.2	-20.6	45.66	-	-	-	-	170	156	V
6	5.29267	41.2	PK2	34.7	-30.2	45.7	-	-	-	-	349	340	V
	5.29173	29.41	MAv1	34.7	-30.2	33.91	-	-	-	-	349	340	V

UL VERIFICATION SERVICES INC.
47173 Benicia Street, Fremont, CA 94538; USA TEL:(510) 319-4000 FAX:(510) 661-0888
This report shall not be reproduced except in full, without the written approval of UL Verification Services Inc.

HIGH CHANNEL, CH 13 RESULTS

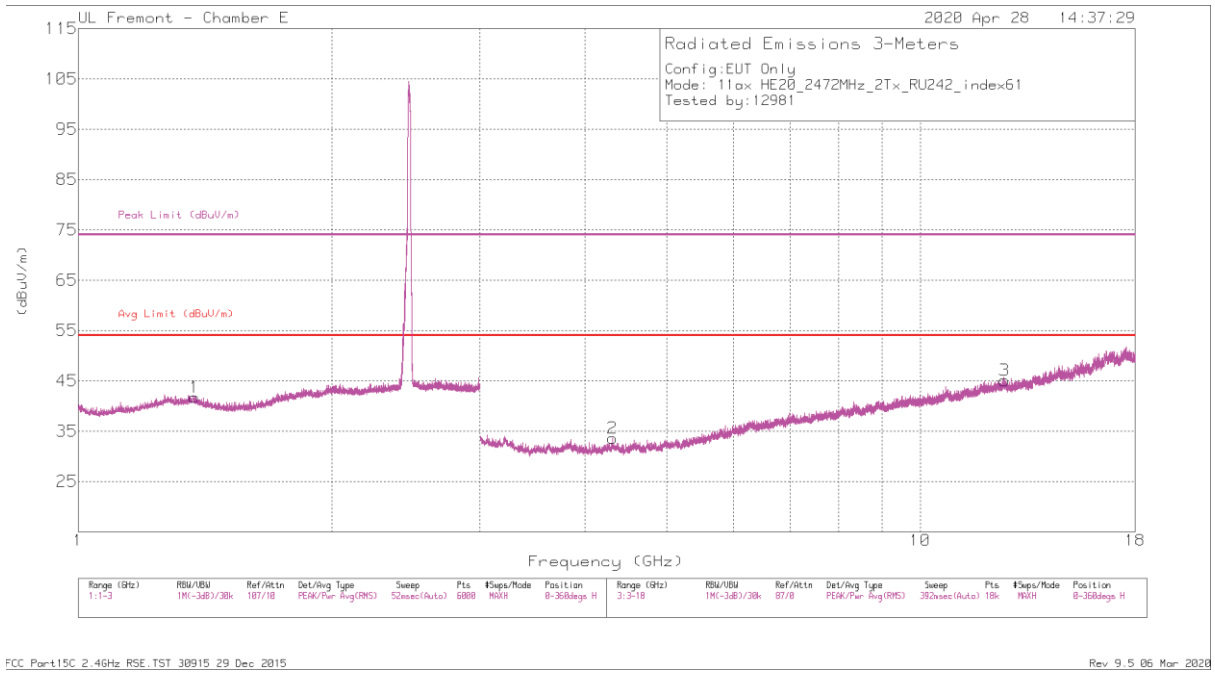

HORIZONTAL

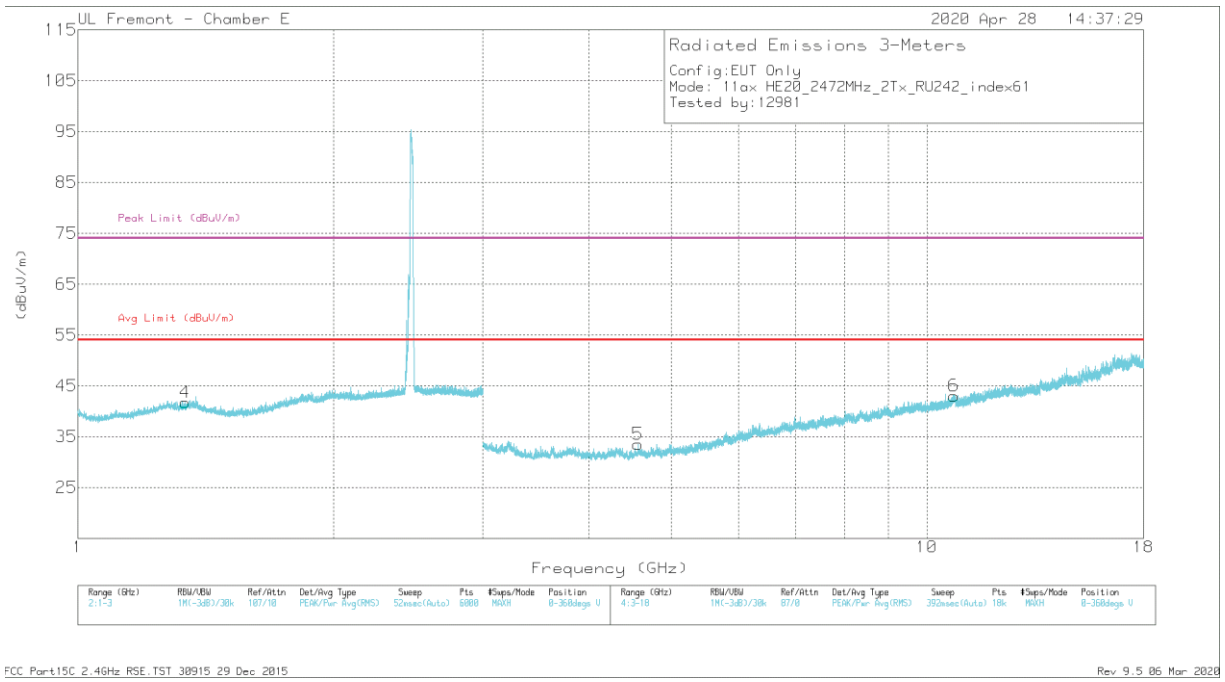

VERTICAL

UL VERIFICATION SERVICES INC.
47173 Benicia Street, Fremont, CA 94538; USA TEL:(510) 319-4000 FAX:(510) 661-0888
This report shall not be reproduced except in full, without the written approval of UL Verification Services Inc.

RADIATED EMISSIONS

Marker	Frequency (GHz)	Meter Reading (dBuV)	Det	AF T712 (dB/m)	Amp/Cbl/Fltr/Pad (dB)	Corrected Reading (dBuV/m)	Avg Limit (dBuV/m)	Margin (dB)	Peak Limit (dBuV/m)	PK Margin (dB)	Azimuth (Degs)	Height (cm)	Polarity
1	* 1.37326	45.8	PK2	29.7	-26.4	49.1	-	-	74	-24.9	105	132	H
	* 1.3728	33.64	MAv1	29.7	-26.4	36.94	54	-17.06	-	-	105	132	H
4	* 1.33761	45.51	PK2	29.5	-26.4	48.61	-	-	74	-25.39	87	302	V
	* 1.3379	33.59	MAv1	29.5	-26.4	36.69	54	-17.31	-	-	87	302	V
2	* 4.31332	38.15	PK2	33.7	-31.8	40.05	-	-	74	-33.95	68	101	H
	* 4.31246	26.6	MAv1	33.7	-31.8	28.5	54	-25.5	-	-	68	101	H
3	* 12.59191	35.68	PK2	39	-22.6	52.08	-	-	74	-21.92	89	200	H
	* 12.59113	23.64	MAv1	39	-22.6	40.04	54	-13.96	-	-	89	200	H
5	* 4.56747	38.79	PK2	34.2	-32.2	40.79	-	-	74	-33.21	51	200	V
	* 4.56821	26.53	MAv1	34.2	-32.2	28.53	54	-25.47	-	-	51	200	V
6	* 10.76367	36.64	PK2	37.7	-24.5	49.84	-	-	74	-24.16	71	140	V
	* 10.76191	25.04	MAv1	37.7	-24.5	38.24	54	-15.76	-	-	71	140	V

UL VERIFICATION SERVICES INC.
47173 Benicia Street, Fremont, CA 94538; USA TEL:(510) 319-4000 FAX:(510) 661-0888
This report shall not be reproduced except in full, without the written approval of UL Verification Services Inc.

10.2. WORST CASE BELOW 1 GHz

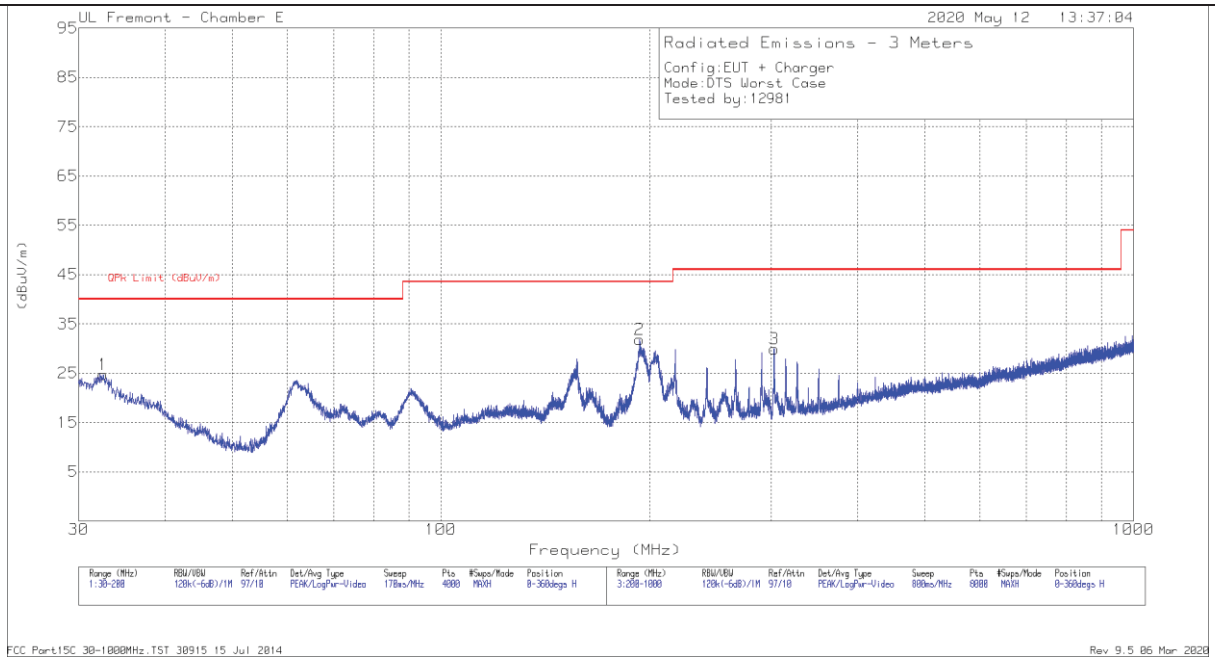

HORIZONTAL

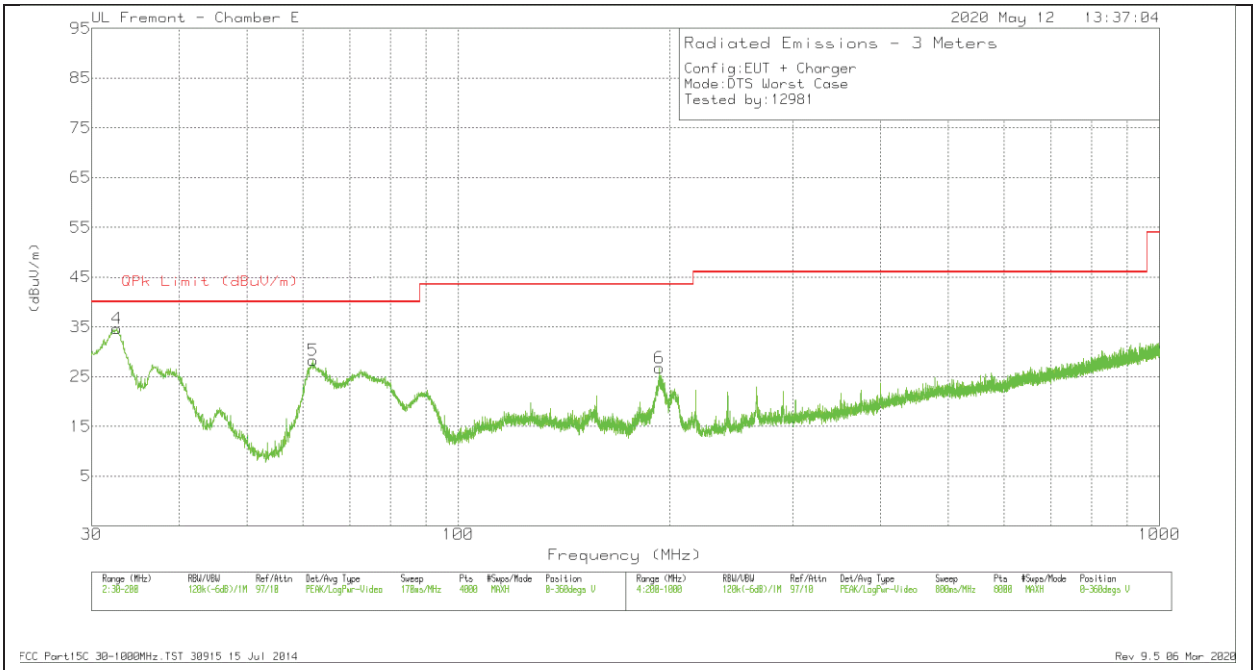

VERTICAL

UL VERIFICATION SERVICES INC.
47173 Benicia Street, Fremont, CA 94538; USA TEL:(510) 319-4000 FAX:(510) 661-0888
This report shall not be reproduced except in full, without the written approval of UL Verification Services Inc.

Below 1GHz DATA

Marker	Frequency (MHz)	Meter Reading (dBuV)	Det	AF T130 (dB/m)	Amp/Cbl (dB)	Corrected Reading (dBuV/m)	QPk Limit (dBuV/m)	Margin (dB)	Azimuth (Degs)	Height (cm)	Polarity
1	32.5507	31.14	Pk	25	-31.5	24.64	40	-15.36	0-360	301	H
4	32.5932	41.11	Pk	25	-31.5	34.61	40	-5.39	0-360	100	V
	32.5104	36.68	Qp	25.1	-31.5	30.28	40	-9.72	314	119	V
5	62.0533	45.92	Pk	13.5	-31.2	28.22	40	-11.78	0-360	100	V
2	193.7099	44.02	Pk	17.8	-30	31.82	43.52	-11.7	0-360	101	H
6	193.7099	38.95	Pk	17.8	-30	26.75	43.52	-16.77	0-360	100	V
3	302.7134	39.96	Pk	19.3	-29.3	29.96	46.02	-16.06	0-360	99	H

Pk - Peak detector
Qp - Quasi-Peak detector

UL VERIFICATION SERVICES INC.
47173 Benicia Street, Fremont, CA 94538; USA TEL:(510) 319-4000 FAX:(510) 661-0888
This report shall not be reproduced except in full, without the written approval of UL Verification Services Inc.

10.3. WORST CASE 18-26 GHz

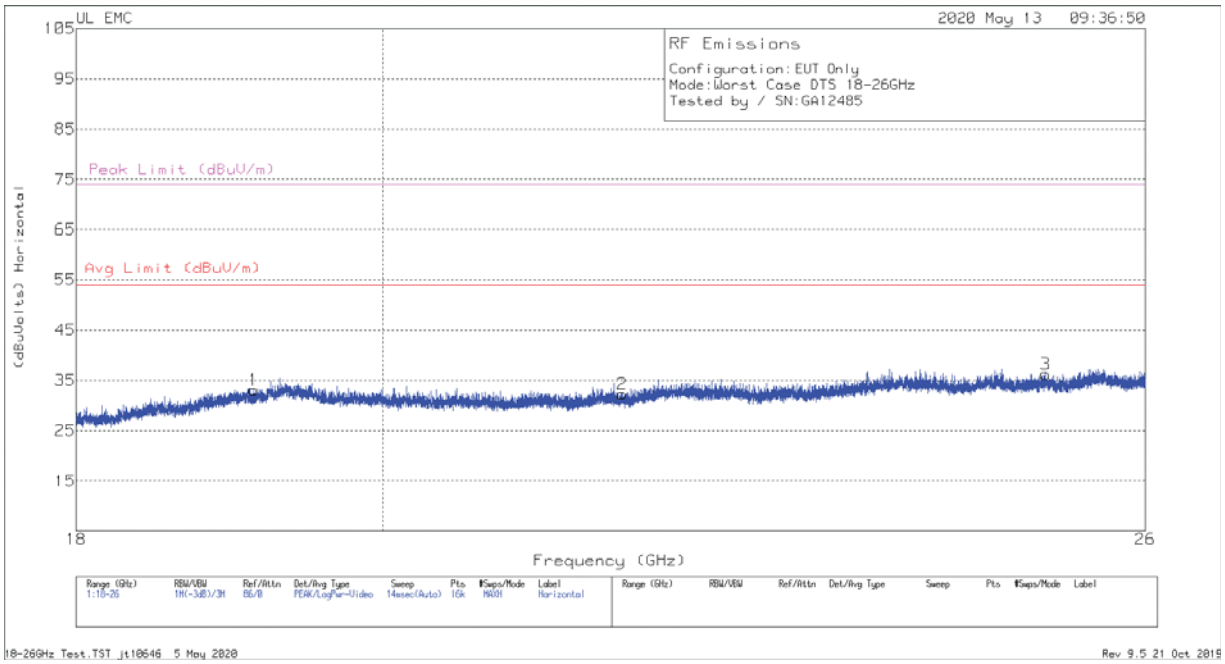

HORIZONTAL

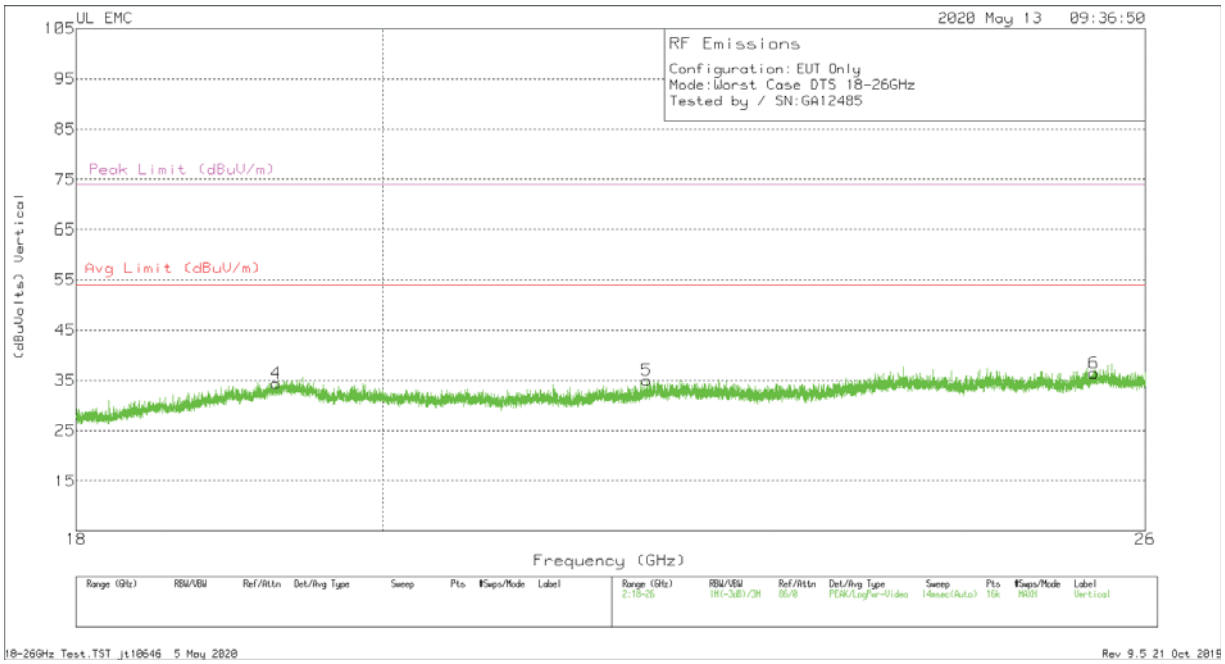

VERTICAL

UL VERIFICATION SERVICES INC.
47173 Benicia Street, Fremont, CA 94538; USA TEL:(510) 319-4000 FAX:(510) 661-0888
This report shall not be reproduced except in full, without the written approval of UL Verification Services Inc.

18 – 26GHz DATA

Marker	Frequency (GHz)	Meter Reading (dBuV)	Det	T125 AF (dB/m)	Amp/Cbl (dB)	Dist Corr (dB)	Corrected Reading (dBuVolts)	Avg Limit (dBuV/m)	Margin (dB)	Peak Limit (dBuV/m)	PK Margin (dB)
1	19.13193	29.8	Pk	32.7	-19.9	-9.5	33.1	54	-20.9	74	-40.9
2	21.71777	29.18	Pk	33.2	-20.6	-9.5	32.28	54	-21.72	74	-41.72
3	25.12056	30.7	Pk	34.3	-19.3	-9.5	36.2	54	-17.8	74	-37.8
4	19.28042	30.6	Pk	32.7	-19.4	-9.5	34.4	54	-19.6	74	-39.6
5	21.90201	31.81	Pk	33.4	-20.7	-9.5	35.01	54	-18.99	74	-38.99
6	25.54353	31.26	Pk	34.2	-19.5	-9.5	36.46	54	-17.54	74	-37.54

Pk - Peak detector

UL VERIFICATION SERVICES INC.
47173 Benicia Street, Fremont, CA 94538; USA TEL:(510) 319-4000 FAX:(510) 661-0888
This report shall not be reproduced except in full, without the written approval of UL Verification Services Inc.

11. AC POWER LINE CONDUCTED EMISSIONS

LIMITS

FCC §15.207 (a)

RSS-Gen 8.8

Frequency of Emission (MHz)	Conducted Limit (dBµV)	
	Quasi-peak	Average
0.15-0.5	66 to 56 *	56 to 46 *
0.5-5	56	46
5-30	60	50

*Decreases with the logarithm of the frequency.

TEST PROCEDURE

The EUT is placed on a non-conducting table 40 cm from the vertical ground plane and 80 cm above the horizontal ground plane. The EUT is configured in accordance with ANSI C63.10.

The receiver is set to a resolution bandwidth of 9 kHz. Peak detection is used unless otherwise noted as quasi-peak or average.

Line conducted data is recorded for both NEUTRAL and HOT lines.

RESULTS

UL VERIFICATION SERVICES INC.
47173 Benicia Street, Fremont, CA 94538; USA TEL:(510) 319-4000 FAX:(510) 661-0888
This report shall not be reproduced except in full, without the written approval of UL Verification Services Inc.

11.1. AC POWER LINE with Laptop

LINE 1 RESULTS

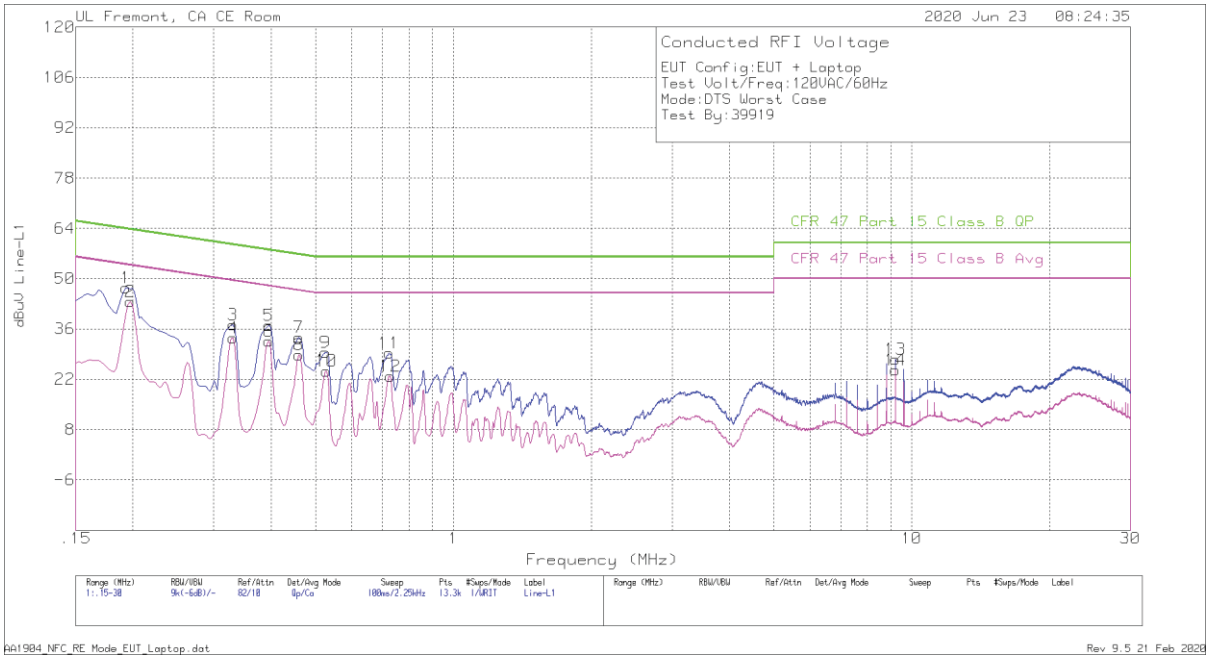

Range 1: Line-L1 .15 - 30MHz											
Marker	Frequency (MHz)	Meter Reading (dBuV)	Det	PRE018644 6 LISN L1	LC Cables C1&C3	Limiter (dB)	Corrected Reading dBuV	CFR 47 Part 15 Class B QP	QP Margin (dB)	CFR 47 Part 15 Class B Avg	Av(CISPR)M argin (dB)
1	.19275	37.49	Qp	0	0	10	47.49	63.92	-16.43	-	-
2	.19725	33.55	Ca	0	0	10	43.55	-	-	53.73	-10.18
3	.33	27.09	Qp	0	0	10	37.09	59.45	-22.36	-	-
4	.33	23.5	Ca	0	0	10	33.5	-	-	49.45	-15.95
5	.39525	26.92	Qp	0	0	10	36.92	57.95	-21.03	-	-
6	.39525	22.66	Ca	0	0	10	32.66	-	-	47.95	-15.29
7	.4605	23.65	Qp	0	0	10	33.65	56.68	-23.03	-	-
8	.4605	18.76	Ca	0	0	10	28.76	-	-	46.68	-17.92
9	.52575	19.53	Qp	0	0	10	29.53	56	-26.47	-	-
10	.528	14.34	Ca	0	0	10	24.34	-	-	46	-21.66
11	.72375	19.37	Qp	0	0	10	29.37	56	-26.63	-	-
12	.72825	12.92	Ca	0	0	10	22.92	-	-	46	-23.08
13	9.2085	17.33	Qp	0	.2	10.1	27.63	60	-32.37	-	-
14	9.2085	14.38	Ca	0	.2	10.1	24.68	-	-	50	-25.32

Qp - Quasi-Peak detector
Ca - CISPR average detection

UL VERIFICATION SERVICES INC.
47173 Benicia Street, Fremont, CA 94538; USA TEL:(510) 319-4000 FAX:(510) 661-0888
This report shall not be reproduced except in full, without the written approval of UL Verification Services Inc.

LINE 2 RESULTS

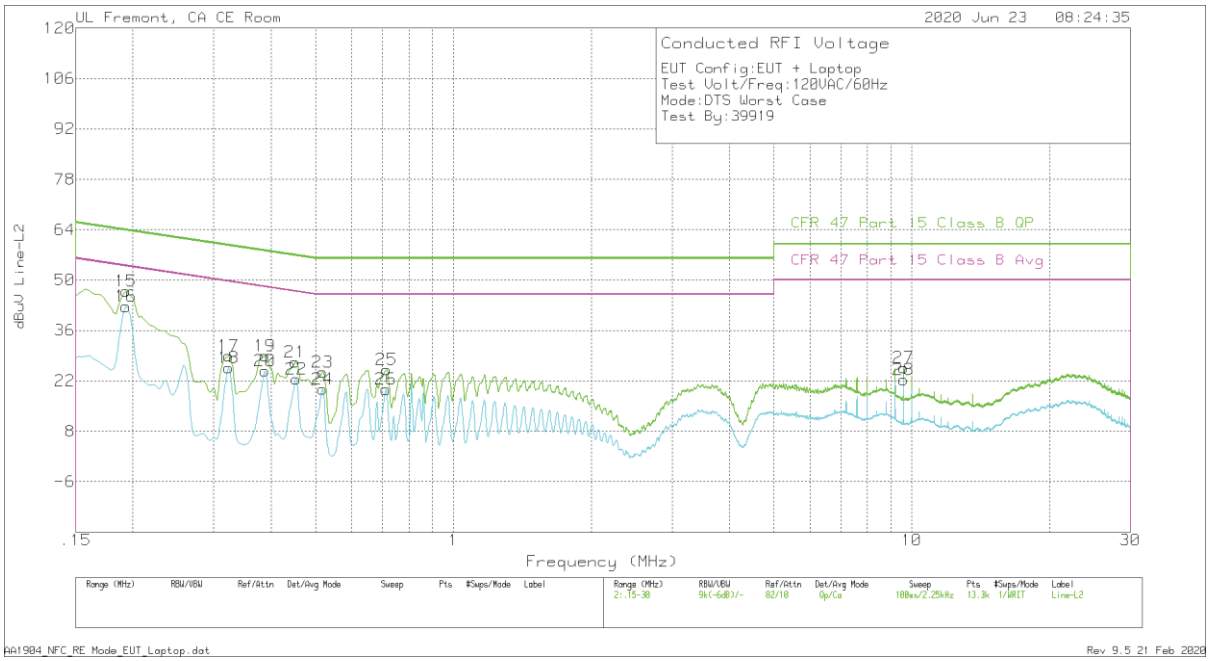

Range 2: Line-L2 .15 - 30MHz											
Marker	Frequency (MHz)	Meter Reading (dBuV)	Det	PRE018644 6 LISN L2	LC Cables C2&C3	Limiter (dB)	Corrected Reading dBuV	CFR 47 Part 15 Class B QP	QP Margin (dB)	CFR 47 Part 15 Class B Avg	Av(CISPR)M argin (dB)
15	.19275	36.92	Qp	0	0	10	46.92	63.92	-17	-	-
16	.19275	32.67	Ca	0	0	10	42.67	-	-	53.92	-11.25
17	.32325	18.97	Qp	0	0	10	28.97	59.62	-30.65	-	-
18	.32325	15.59	Ca	0	0	10	25.59	-	-	49.62	-24.03
19	.3885	18.91	Qp	0	0	10	28.91	58.1	-29.19	-	-
20	.3885	14.85	Ca	0	0	10	24.85	-	-	48.1	-23.25
21	.4515	17.22	Qp	0	0	10	27.22	56.85	-29.63	-	-
22	.45375	12.45	Ca	0	0	10	22.45	-	-	46.81	-24.36
23	.519	14.44	Qp	0	0	10	24.44	56	-31.56	-	-
24	.519	9.79	Ca	0	0	10	19.79	-	-	46	-26.21
25	.71475	15.09	Qp	0	0	10	25.09	56	-30.91	-	-
26	.7125	9.64	Ca	0	0	10	19.64	-	-	46	-26.36
27	9.58875	15.35	Qp	0	.2	10.1	25.65	60	-34.35	-	-
28	9.58875	12.01	Ca	0	.2	10.1	22.31	-	-	50	-27.69

Qp - Quasi-Peak detector
Ca - CISPR average detection

UL VERIFICATION SERVICES INC.
47173 Benicia Street, Fremont, CA 94538; USA TEL:(510) 319-4000 FAX:(510) 661-0888
This report shall not be reproduced except in full, without the written approval of UL Verification Services Inc.

11.2. AC POWER LINE with AC/DC Adapter

LINE 1 RESULTS

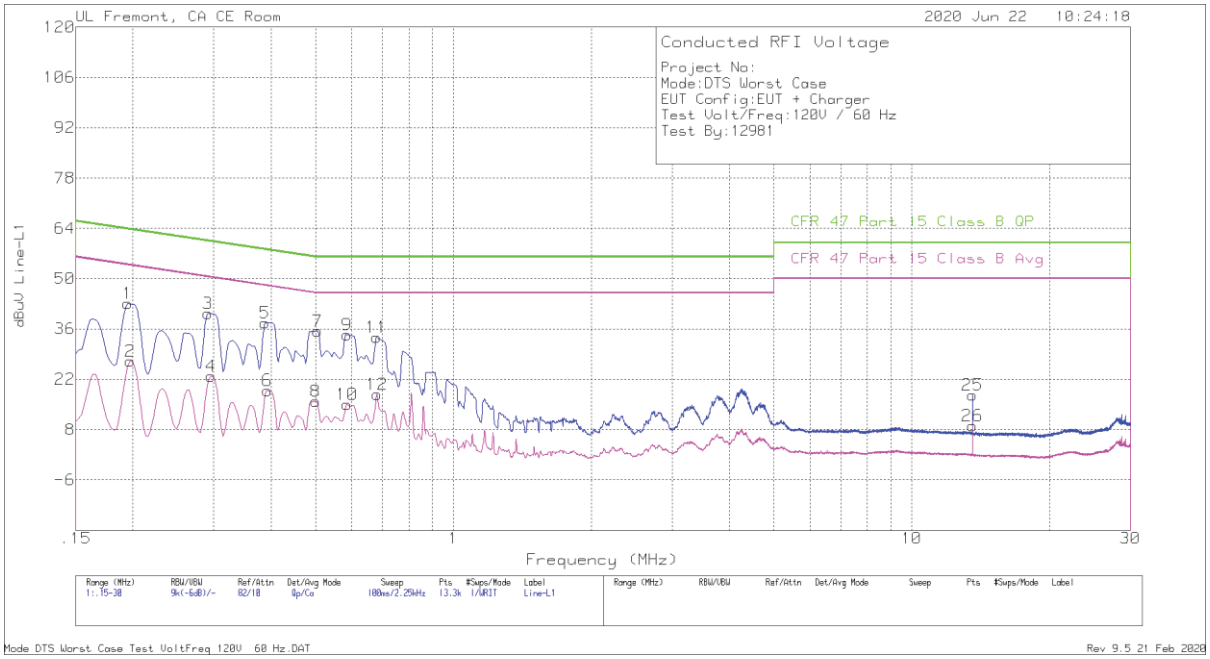

Range 1: Line-L1 .15 - 30MHz											
Marker	Frequency (MHz)	Meter Reading (dBuV)	Det	PRE018644 6 LISN L1	LC Cables C1&C3	Limiter (dB)	Corrected Reading dBuV	CFR 47 Part 15 Class B QP	QP Margin (dB)	CFR 47 Part 15 Class B Avg	Av(CISPR)M argin (dB)
1	.195	33.03	Qp	0	0	10	43.03	63.82	-20.79	-	-
2	.19725	17.09	Ca	0	0	10	27.09	-	-	53.73	-26.64
3	.29175	30.37	Qp	0	0	10	40.37	60.47	-20.1	-	-
4	.29625	12.86	Ca	0	0	10	22.86	-	-	50.35	-27.49
5	.3885	27.74	Qp	0	0	10	37.74	58.1	-20.36	-	-
6	.393	8.93	Ca	0	0	10	18.93	-	-	48	-29.07
7	.5055	25.4	Qp	0	0	10	35.4	56	-20.6	-	-
8	.501	5.82	Ca	0	0	10	15.82	-	-	46	-30.18
9	.5865	24.37	Qp	0	0	10	34.37	56	-21.63	-	-
10	.5865	4.93	Ca	0	0	10	14.93	-	-	46	-31.07
11	.67875	23.72	Qp	0	0	10	33.72	56	-22.28	-	-
12	.681	7.77	Ca	0	0	10	17.77	-	-	46	-28.23
25	13.56	7.17	Qp	.1	.2	10.1	17.57	60	-42.43	-	-
26	13.56	-1.27	Ca	.1	.2	10.1	9.13	-	-	50	-40.87

Qp - Quasi-Peak detector
Ca - CISPR average detection

UL VERIFICATION SERVICES INC.
47173 Benicia Street, Fremont, CA 94538; USA TEL:(510) 319-4000 FAX:(510) 661-0888
This report shall not be reproduced except in full, without the written approval of UL Verification Services Inc.

LINE 2 RESULTS

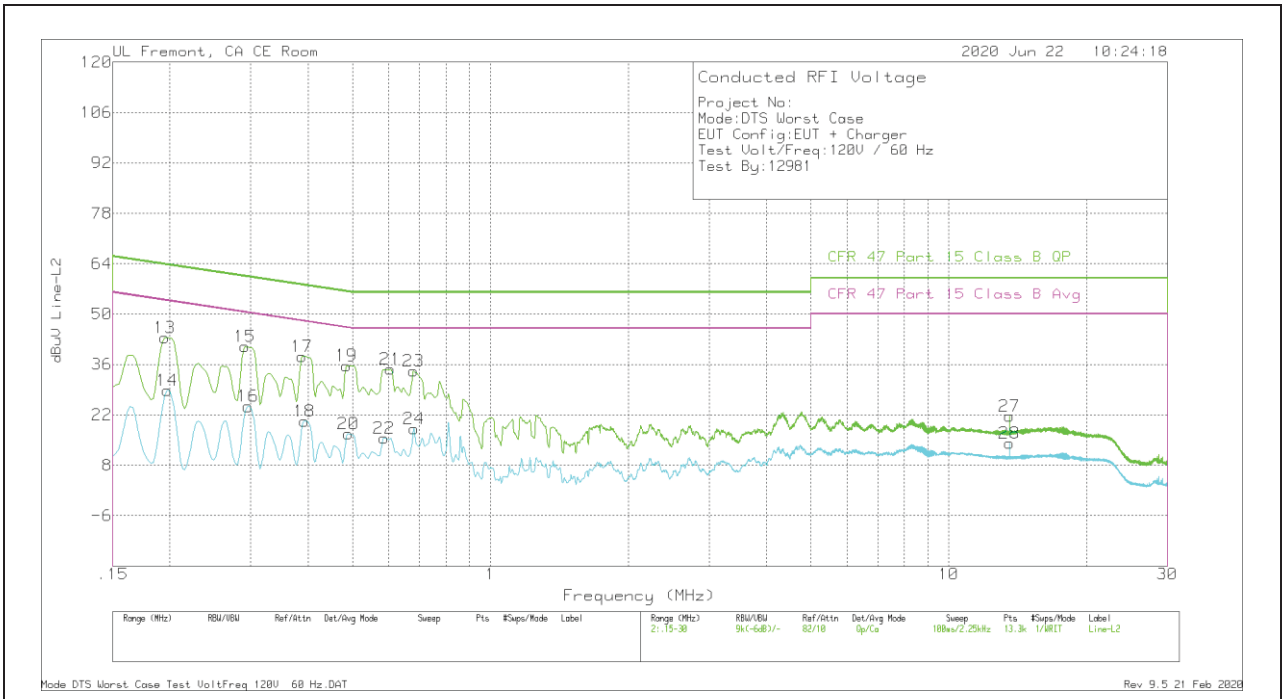

Range 2: Line-L2 .15 - 30MHz											
Marker	Frequency (MHz)	Meter Reading (dBuV)	Det	PRE018644 6 LISN L2	LC Cables C2&C3	Limiter (dB)	Corrected Reading dBuV	CFR 47 Part 15 Class B QP	QP Margin (dB)	CFR 47 Part 15 Class B Avg	Av(CISPR)M argin (dB)
13	.195	33.52	Qp	0	0	10	43.52	63.82	-20.3	-	-
14	.19725	18.75	Ca	0	0	10	28.75	-	-	53.73	-24.98
15	.29175	30.95	Qp	0	0	10	40.95	60.47	-19.52	-	-
16	.29625	14.35	Ca	0	0	10	24.35	-	-	50.35	-26
17	.3885	28.26	Qp	0	0	10	38.26	58.1	-19.84	-	-
18	.393	10.3	Ca	0	0	10	20.3	-	-	48	-27.7
19	.48525	25.68	Qp	0	0	10	35.68	56.25	-20.57	-	-
20	.48975	6.78	Ca	0	0	10	16.78	-	-	46.17	-29.39
21	.6045	24.66	Qp	0	0	10	34.66	56	-21.34	-	-
22	.58538	5.59	Ca	0	0	10	15.59	-	-	46	-30.41
23	.67875	24.2	Qp	0	0	10	34.2	56	-21.8	-	-
24	.681	8.14	Ca	0	0	10	18.14	-	-	46	-27.86
27	13.56	11.24	Qp	.1	.2	10.1	21.64	60	-38.36	-	-
28	13.56	3.66	Ca	.1	.2	10.1	14.06	-	-	50	-35.94

Qp - Quasi-Peak detector
Ca - CISPR average detection

UL VERIFICATION SERVICES INC.
47173 Benicia Street, Fremont, CA 94538; USA TEL:(510) 319-4000 FAX:(510) 661-0888
This report shall not be reproduced except in full, without the written approval of UL Verification Services Inc.

12. SETUP PHOTOS

Please refer to 13335182-EP1V1 for setup photos

END OF TEST REPORT

UL VERIFICATION SERVICES INC.
47173 Benicia Street, Fremont, CA 94538; USA TEL:(510) 319-4000 FAX:(510) 661-0888
This report shall not be reproduced except in full, without the written approval of UL Verification Services Inc.