TEST REPORT

Report Number: 13335182-E5V2 & E6V2

Applicant	:	APPLE, INC. 1 APPLE PARK WAY CUPERTINO, CA 95014, U.S.A.
Model	:	A2342
FCC ID	:	BCG-E3548A
IC	:	579C- E3548A
EUT Description	:	SMARTPHONE
Test Standard(s)	:	FCC 47 CFR PART 15 SUBPART E ISED RSS-247 ISSUE 2 ISED RSS-GEN ISSUE 5

Date of Issue:
September 30, 2020

Prepared by:
UL Verification Services Inc.
47173 Benicia Street
Fremont, CA 94538 U.S.A.
TEL: (510) 319-4000
FAX: (510) 661-0888

NVLAP Lab code: 200065-0

REPORT REVISION HISTORY

Rev.	Issue Date	Revisions	Revised By
V1	9/30/2020	Initial Issue	Vien Tran
V2	9/30/2020	Updated Section 1.1. per TCB Question	Christopher Wong

UL VERIFICATION SERVICES INC.
47173 Benicia Street, Fremont, CA 94538; USA TEL:(510) 319-4000 FAX:(510) 661-0888
This report shall not be reproduced except in full, without the written approval of UL Verification Services Inc.

TABLE OF CONTENTS

REPORT REVISION HISTORY 2

TABLE OF CONTENTS 3

1. RADIATED TEST RESULTS 4

1.1. TRANSMITTER ABOVE 1 GHz 6
1.1.1. TX ABOVE 1 GHz 802.11n HT20 MODE IN THE 5.2 GHz BAND 6
1.1.2. TX ABOVE 1 GHz 802.11n HT40 MODE IN THE 5.2 GHz BAND 18
1.1.3. TX ABOVE 1 GHz 802.11ac VHT80 MODE IN THE 5.2 GHz BAND 28
1.1.4. TX ABOVE 1 GHz 802.11ax HE20 MODE IN THE 5.2 GHz BAND 36
1.1.5. TX ABOVE 1 GHz 802.11ax HE40 MODE IN THE 5.2 GHz BAND 60
1.1.6. TX ABOVE 1 GHz 802.11ax HE80 MODE IN THE 5.2 GHz BAND 80
1.1.7. TX ABOVE 1 GHz 802.11n HT20 MODE IN THE 5.3 GHz BAND 96
1.1.8. TX ABOVE 1 GHz 802.11n HT40 MODE IN THE 5.3 GHz BAND 108
1.1.9. TX ABOVE 1 GHz 802.11ac VHT80 MODE IN THE 5.3 GHz BAND 118
1.1.10. TX ABOVE 1 GHz 802.11ax HE20 MODE IN THE 5.3 GHz BAND 126
1.1.11. TX ABOVE 1 GHz 802.11ax HE40 MODE IN THE 5.3 GHz BAND 150
1.1.12. TX ABOVE 1 GHz 802.11ax HE80 MODE IN THE 5.3 GHz BAND 170
1.1.13. TX ABOVE 1 GHz 802.11n HT20 MODE IN THE 5.6 GHz BAND 186
1.1.14. TX ABOVE 1 GHz 802.11n HT40 MODE IN THE 5.6 GHz BAND 206
1.1.15. TX ABOVE 1 GHz 802.11ac VHT80 MODE IN THE 5.6 GHz BAND 226
1.1.16. TX ABOVE 1 GHz 802.11ax HE20 MODE IN THE 5.6 GHz BAND 238
1.1.17. TX ABOVE 1 GHz 802.11ax HE40 MODE IN THE 5.6 GHz BAND 278
1.1.18. TX ABOVE 1 GHz 802.11ax HE80 MODE IN THE 5.6 GHz BAND 318
1.1.19. TX ABOVE 1 GHz 802.11n HT20 MODE IN THE 5.8 GHz BAND 343
1.1.20. TX ABOVE 1 GHz 802.11n HT40 MODE IN THE 5.8 GHz BAND 361
1.1.21. TX ABOVE 1 GHz 802.11ac VHT80 MODE IN THE 5.8 GHz Band 377
1.1.22. TX ABOVE 1 GHz 802.11ax HE20 MODE IN THE 5.8 GHz BAND 391
1.1.23. TX ABOVE 1 GHz 802.11ax HE40 MODE IN THE 5.8 GHz BAND 427
1.1.24. TX ABOVE 1 GHz 802.11ax HE80 MODE IN THE 5.8 GHz BAND 459

1.2. WORST CASE BELOW 1 GHz 487

1.3. WORST CASE 18-26 GHz 489

1.4. WORST CASE 26-40 GHz 491

2. AC POWER LINE CONDUCTED EMISSIONS 493

2.1. AC Power Line With Laptop 494

2.2. AC Power Line AC/DC Adapter 496

3. SETUP PHOTOS 498

UL VERIFICATION SERVICES INC.
47173 Benicia Street, Fremont, CA 94538; USA TEL:(510) 319-4000 FAX:(510) 661-0888
This report shall not be reproduced except in full, without the written approval of UL Verification Services Inc.

1. RADIATED TEST RESULTS

LIMITS

FCC §15.205 and §15.209 -Restricted bands
FCC §15.407(b)(1-3) -Un-Restricted bands

RSS 247 Issue 2 Sections
6.2.1.2 (for 5150-5250 MHz band)
6.2.2.2 (for 5250-5350 MHz band)
6.2.3.2 (for 5470-5600 MHz and 5650-5725 MHz bands)
6.2.4.2 (for 5725-5850 MHz band)

Frequency Range (MHz)	Field Strength Limit (uV/m) at 3 m	Field Strength Limit (dBuV/m) at 3 m
30 - 88	100	40
88 - 216	150	43.5
216 - 960	200	46
Above 960	500	54

TEST PROCEDURE

The EUT is placed on a non-conducting table 80 cm above the ground plane for measurement below 1GHz; 1.5 m above the ground plane for measurement above 1GHz. The antenna to EUT distance is 3 meters. The EUT is configured in accordance with ANSI C63.10. The EUT is set to transmit in a continuous mode.

For measurements below 1 GHz the resolution bandwidth is set to 100 kHz for peak detection measurements or 120 kHz for quasi-peak detection measurements. Peak detection is used unless otherwise noted as quasi-peak.

For pre-scans above 1 GHz the resolution bandwidth is set to 1 MHz; the video bandwidth is set to 30 KHz for peak measurements.

For final measurements above 1 GHz the resolution bandwidth is set to 1 MHz; the video bandwidth is set to 3 MHz for peak measurements and as applicable for average measurements.

The spectrum from 30 MHz to 1GHz and 18GHz to 40 GHz is investigated with the transmitter set to transmit at the channel with highest output power as worst-case scenario. 1GHz to 18GHz was set to the lowest, middle, and highest channels in the 5 GHz bands.

The frequency range of interest is monitored at a fixed antenna height and EUT azimuth. The EUT is rotated through 360 degrees to maximize emissions received. The antenna is scanned from 1 to 4 meters above the ground plane to further maximize the emission. Measurements are made with the antenna polarized in both the vertical and the horizontal positions.

For below 30MHz testing, investigation was done on three antenna orientations (parallel, perpendicular, and ground-parallel), parallel and perpendicular are the worst orientations, therefore testing was performed on these two orientations only.

UL VERIFICATION SERVICES INC.
47173 Benicia Street, Fremont, CA 94538; USA TEL:(510) 319-4000 FAX:(510) 661-0888
This report shall not be reproduced except in full, without the written approval of UL Verification Services Inc.

KDB 414788 Open Field Site (OFS) and Chamber Correlation Justification

Base on FCC 15.31 (f) (2): measurements may be performed at a distance closer than that specified in the regulations; however, an attempt should be made to avoid making measurements in the near field.

OFS and chamber correlation testing had been performed and chamber measured test result is the worst-case test result.

RESULTS

Besides 802.11a, HT20, HT40, VHT80 SISO and CDD MIMO, for 802.11ax OFDMA SU and 26 Tones modes use mode with highest PSD and mode with highest total power only within each band.

802.11ax OFDMA SU and 26 Tones modes are set to maximum power per chain as the worst case to cover both SISO and MIMO modes to complies with radiated spurious emissions limits in the restricted bands between 1GHz and 18GHz low/mid/high channel (except the band edge).

Spurious emissions for frequencies below 1GHz and above 18GHz were limited to the middle channel as preliminary testing indicated that changing the operating frequency had no significant impact on the emissions in those frequency bands.

UL VERIFICATION SERVICES INC.
47173 Benicia Street, Fremont, CA 94538; USA TEL:(510) 319-4000 FAX:(510) 661-0888
This report shall not be reproduced except in full, without the written approval of UL Verification Services Inc.

1.1. TRANSMITTER ABOVE 1 GHz

1.1.1. TX ABOVE 1 GHz 802.11n HT20 MODE IN THE 5.2 GHz BAND

ANTENNA 6

BANDEDGE (LOW CHANNEL)

HORIZONTAL RESULT

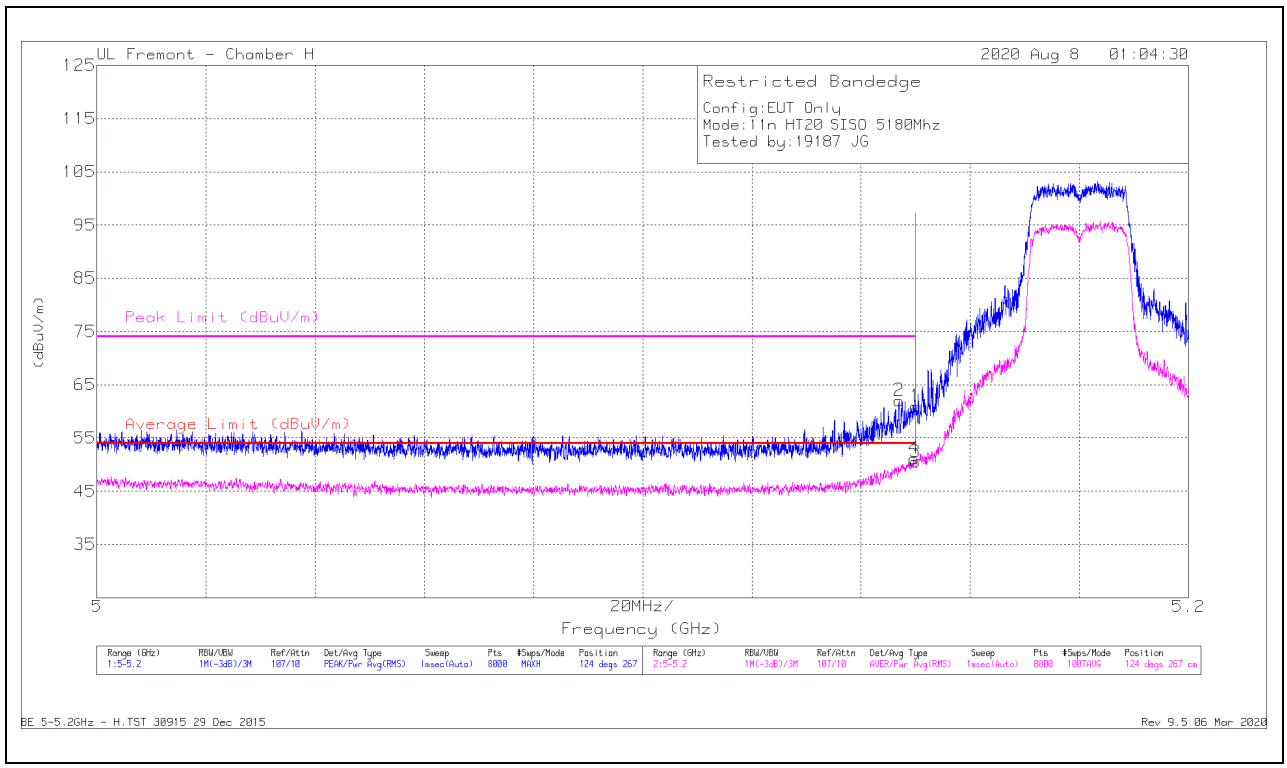

Marker	Frequency (GHz)	Meter Reading (dBuV)	Det	AF T863 (dB/m)	Amp/Cbl/Fltr/Pad (dB)	DC Corr (dB)	Corrected Reading (dBuV/m)	Average Limit (dBuV/m)	Margin (dB)	Peak Limit (dBuV/m)	PK Margin (dB)	Azimuth (Degs)	Height (cm)	Polarity
1	* 5.14999	47.86	Pk	34.4	-21.3	0	60.96	-	-	74	-13.04	124	267	H
2	* 5.14694	49.14	Pk	34.3	-21.4	0	62.04	-	-	74	-11.96	124	267	H
3	* 5.14999	37.07	RMS	34.4	-21.3	.33	50.5	54	-3.5	-	-	124	267	H
4	* 5.14969	37.75	RMS	34.4	-21.3	.33	51.18	54	-2.82	-	-	124	267	H

* - indicates frequency in CFR47 Pt 15 / IC RSS-Restricted Band
Pk - Peak detector
RMS - RMS detection

UL VERIFICATION SERVICES INC.
47173 Benicia Street, Fremont, CA 94538; USA TEL:(510) 319-4000 FAX:(510) 661-0888
This report shall not be reproduced except in full, without the written approval of UL Verification Services Inc.

VERTICAL RESULT

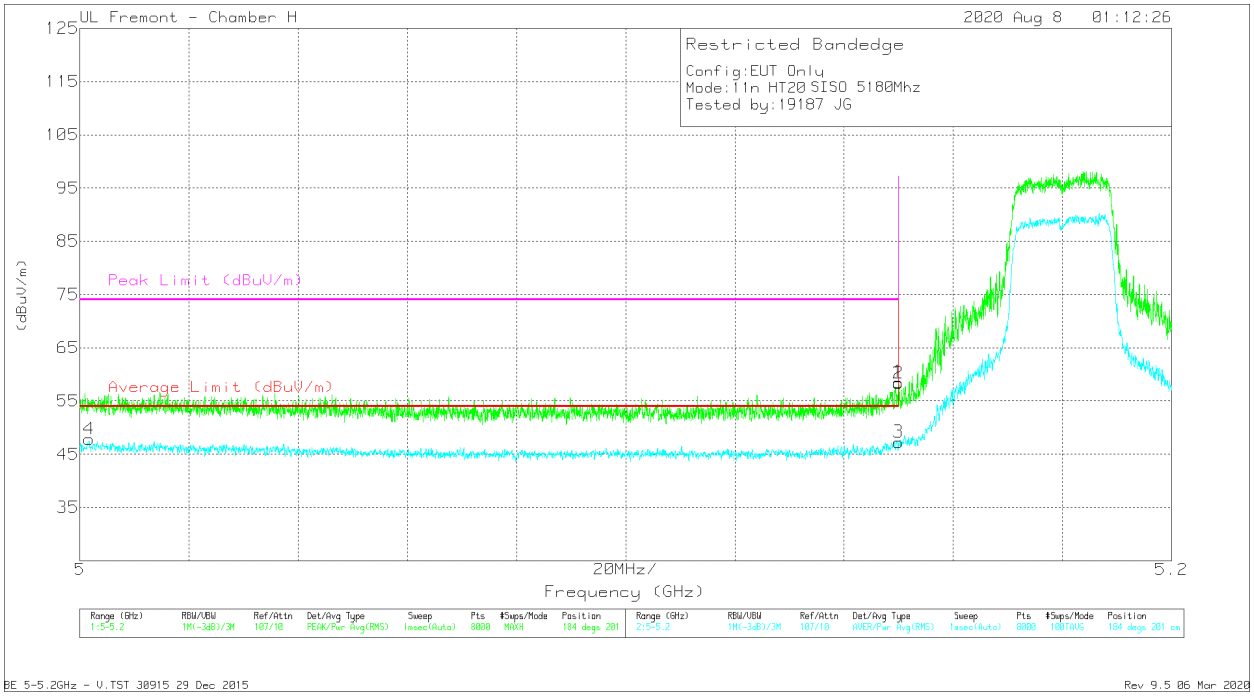

Marker	Frequency (GHz)	Meter Reading (dBuV)	Det	AF T863 (dB/m)	Amp/Cbl/Fltr/Pad (dB)	DC Corr (dB)	Corrected Reading (dBuV/m)	Average Limit (dBuV/m)	Margin (dB)	Peak Limit (dBuV/m)	PK Margin (dB)	Azimuth (Degs)	Height (cm)	Polarity
1	* 5.14999	45.44	Pk	34.4	-21.3	0	58.54	-	-	74	-15.46	184	201	V
2	* 5.14997	45.24	Pk	34.4	-21.3	0	58.34	-	-	74	-15.66	184	201	V
3	* 5.14999	33.83	RMS	34.4	-21.3	.33	47.26	54	-6.74	-	-	184	201	V
4	* 5.0017	34.79	RMS	34.3	-21.6	.33	47.82	54	-6.18	-	-	184	201	V

* - indicates frequency in CFR47 Pt 15 / IC RSS-Restricted Band
Pk - Peak detector
RMS - RMS detection

UL VERIFICATION SERVICES INC.
47173 Benicia Street, Fremont, CA 94538; USA TEL:(510) 319-4000 FAX:(510) 661-0888
This report shall not be reproduced except in full, without the written approval of UL Verification Services Inc.

ANTENNA 5

BANDEDGE (LOW CHANNEL)

HORIZONTAL RESULT

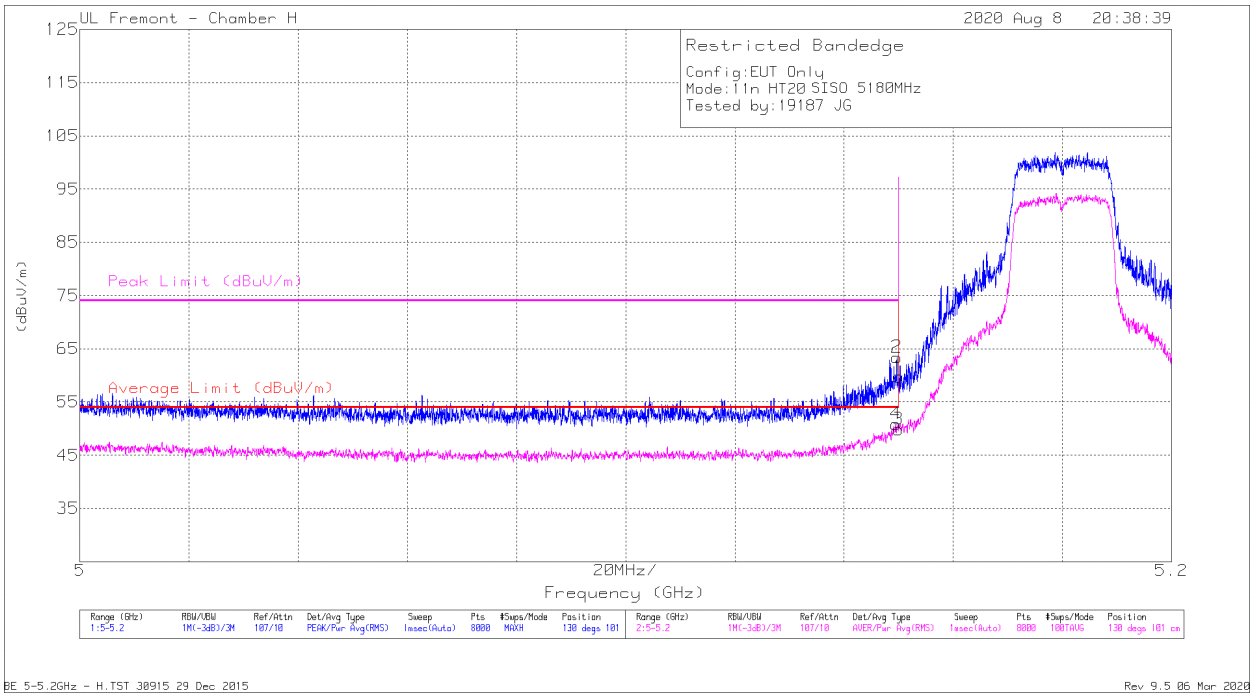

Marker	Frequency (GHz)	Meter Reading (dBuV)	Det	AF T863 (dB/m)	Amp/Cbl/Fltr/Pad (dB)	DC Corr (dB)	Corrected Reading (dBuV/m)	Average Limit (dBuV/m)	Margin (dB)	Peak Limit (dBuV/m)	PK Margin (dB)	Azimuth (Degs)	Height (cm)	Polarity
1	* 5.14999	46.68	Pk	34.4	-21.3	0	59.78	-	-	74	-14.22	130	101	H
2	* 5.14967	50.31	Pk	34.4	-21.3	0	63.41	-	-	74	-10.59	130	101	H
3	* 5.14999	36.43	RMS	34.4	-21.3	.33	49.86	54	-4.14	-	-	130	101	H
4	* 5.14944	37.41	RMS	34.4	-21.3	.33	50.84	54	-3.16	-	-	130	101	H

* - indicates frequency in CFR47 Pt 15 / IC RSS-Restricted Band
Pk - Peak detector
RMS - RMS detection

UL VERIFICATION SERVICES INC.
47173 Benicia Street, Fremont, CA 94538; USA TEL:(510) 319-4000 FAX:(510) 661-0888
This report shall not be reproduced except in full, without the written approval of UL Verification Services Inc.

VERTICAL RESULT

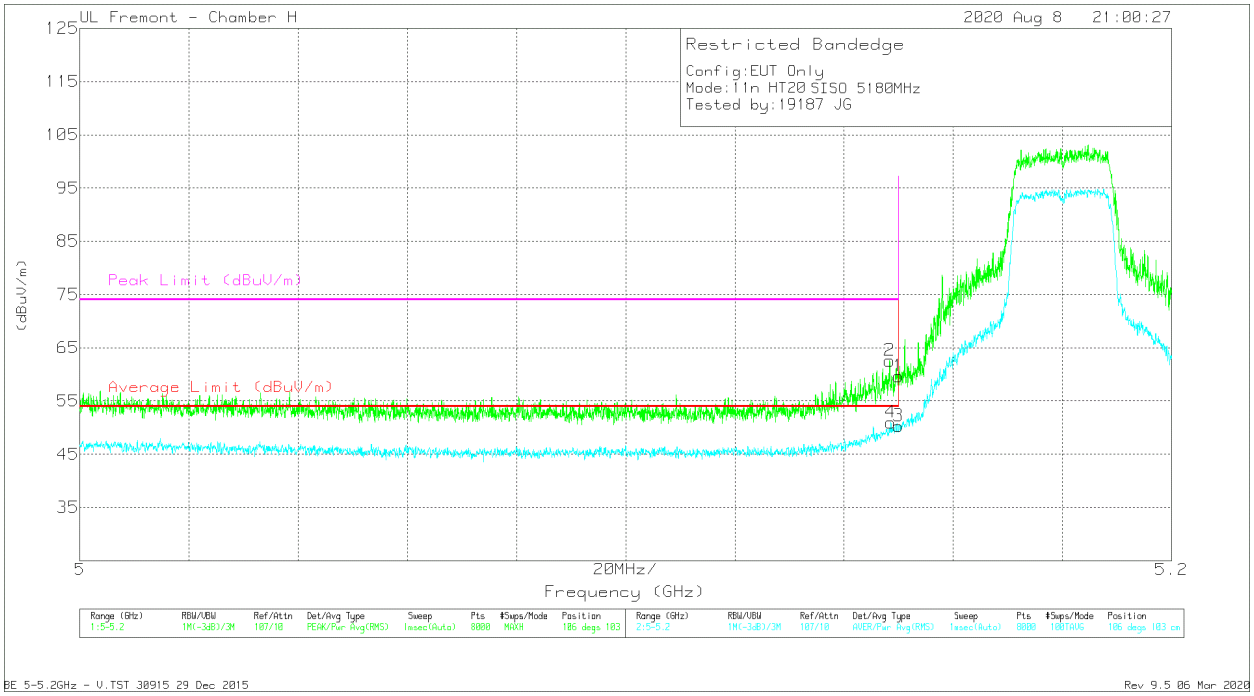

Marker	Frequency (GHz)	Meter Reading (dBuV)	Det	AF T863 (dB/m)	Amp/Cbl/Fltr/Pad (dB)	DC Corr (dB)	Corrected Reading (dBuV/m)	Average Limit (dBuV/m)	Margin (dB)	Peak Limit (dBuV/m)	PK Margin (dB)	Azimuth (Degs)	Height (cm)	Polarity
1	* 5.14999	46.56	Pk	34.4	-21.3	0	59.66	-	-	74	-14.34	106	103	V
2	* 5.14834	49.59	Pk	34.3	-21.3	0	62.59	-	-	74	-11.41	106	103	V
3	* 5.14999	36.88	RMS	34.4	-21.3	.33	50.31	54	-3.69	-	-	106	103	V
4	* 5.14857	37.65	RMS	34.3	-21.3	.33	50.98	54	-3.02	-	-	106	103	V

* - indicates frequency in CFR47 Pt 15 / IC RSS-Restricted Band
Pk - Peak detector
RMS - RMS detection

UL VERIFICATION SERVICES INC.
47173 Benicia Street, Fremont, CA 94538; USA TEL:(510) 319-4000 FAX:(510) 661-0888
This report shall not be reproduced except in full, without the written approval of UL Verification Services Inc.

2TX ANTENNA 6 + ANTENNA 5 CDD MODE

BANDEDGE (LOW CHANNEL)

HORIZONTAL RESULT

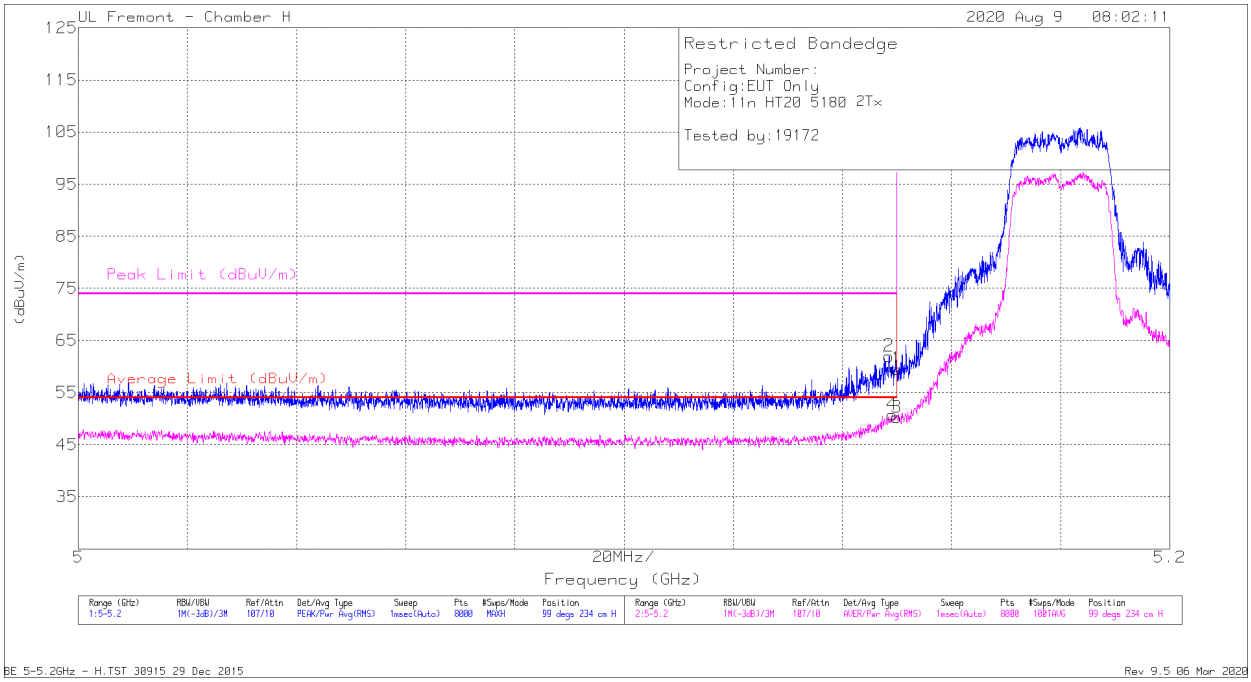

Marker	Frequency (GHz)	Meter Reading (dBuV)	Det	AF T863 (dB/m)	Amp/Cbl/Fltr/Pad (dB)	DC Corr (dB)	Corrected Reading (dBuV/m)	Average Limit (dBuV/m)	Margin (dB)	Peak Limit (dBuV/m)	PK Margin (dB)	Azimuth (Degs)	Height (cm)	Polarity
1	* 5.14999	46.44	Pk	34.4	-21.3	0	59.54	-	-	74	-14.46	99	234	H
2	* 5.14859	49.03	Pk	34.3	-21.3	0	62.03	-	-	74	-11.97	99	234	H
3	* 5.14999	36.56	RMS	34.4	-21.3	.58	50.23	54	-3.77	-	-	99	234	H
4	* 5.14914	37.14	RMS	34.4	-21.3	.58	50.81	54	-3.19	-	-	99	234	H

* - indicates frequency in CFR47 Pt 15 / IC RSS-Restricted Band
Pk - Peak detector
RMS - RMS detection

UL VERIFICATION SERVICES INC.
47173 Benicia Street, Fremont, CA 94538; USA TEL:(510) 319-4000 FAX:(510) 661-0888
This report shall not be reproduced except in full, without the written approval of UL Verification Services Inc.

VERTICAL RESULT

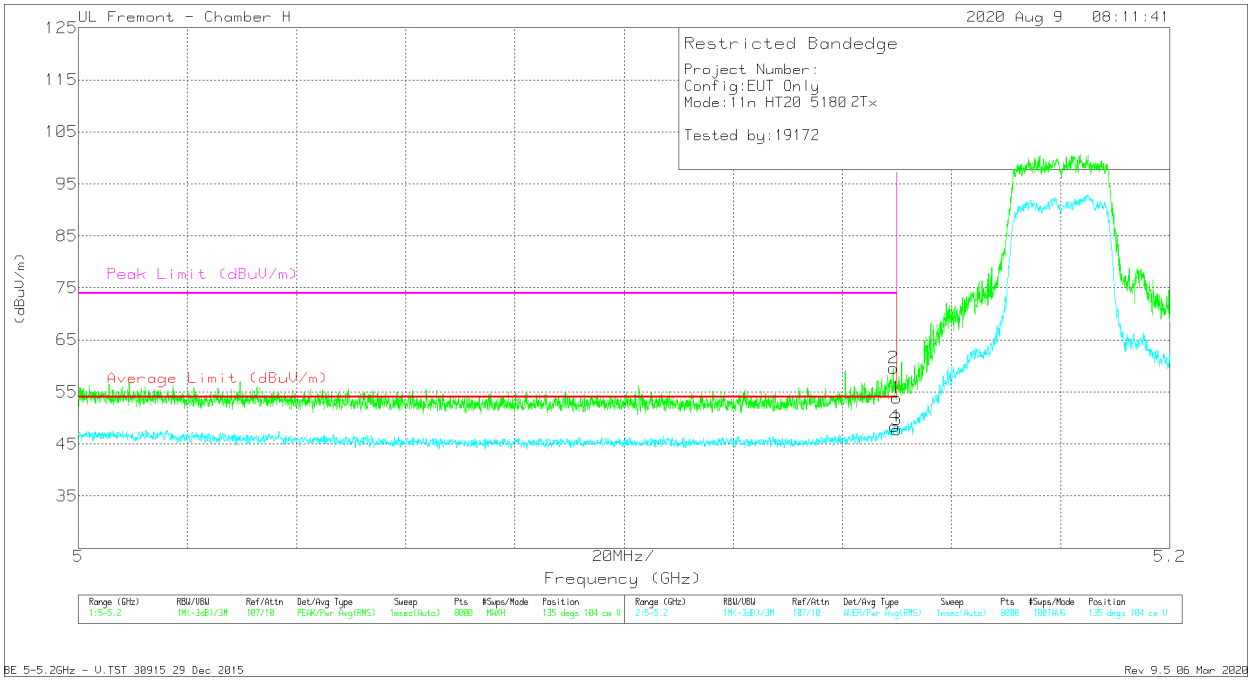

Marker	Frequency (GHz)	Meter Reading (dBuV)	Det	AF T863 (dB/m)	Amp/Cbl/Fltr/Pad (dB)	DC Corr (dB)	Corrected Reading (dBuV/m)	Average Limit (dBuV/m)	Margin (dB)	Peak Limit (dBuV/m)	PK Margin (dB)	Azimuth (Degs)	Height (cm)	Polarity
1	* 5.14999	40.78	Pk	34.4	-21.3	0	53.88	-	-	74	-20.12	135	104	V
2	* 5.14932	46.56	Pk	34.4	-21.3	0	59.66	-	-	74	-14.34	135	104	V
3	* 5.14999	34.1	RMS	34.4	-21.3	.58	47.77	54	-6.23	-	-	135	104	V
4	* 5.14957	34.69	RMS	34.4	-21.3	.58	48.36	54	-5.64	-	-	135	104	V

* - indicates frequency in CFR47 Pt 15 / IC RSS-Restricted Band
Pk - Peak detector
RMS - RMS detection

UL VERIFICATION SERVICES INC.
47173 Benicia Street, Fremont, CA 94538; USA TEL:(510) 319-4000 FAX:(510) 661-0888
This report shall not be reproduced except in full, without the written approval of UL Verification Services Inc.

HARMONICS AND SPURIOUS EMISSIONS

LOW CHANNEL RESULTS

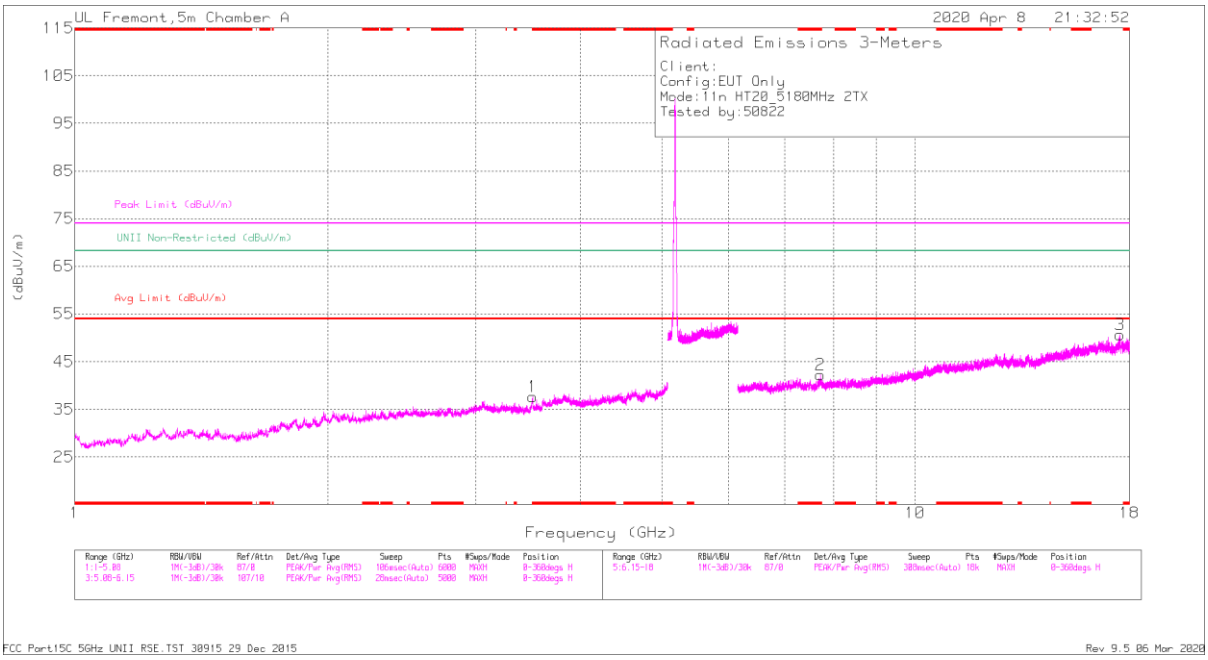

HORIZONTAL

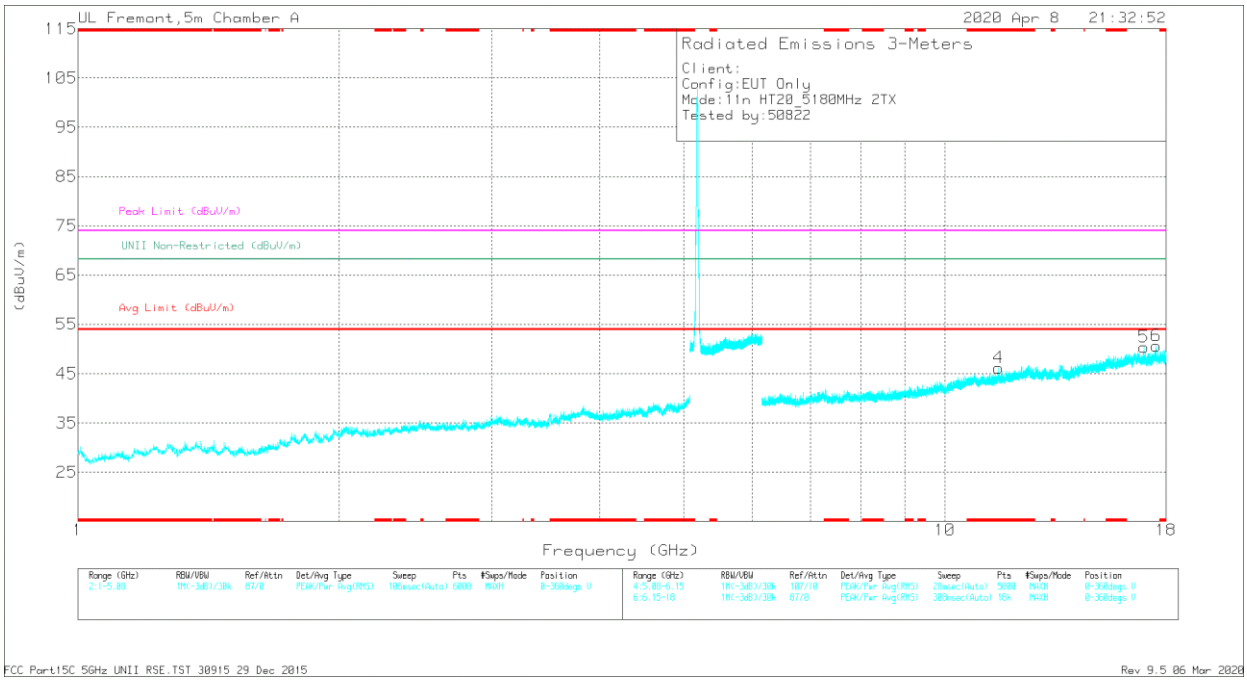

VERTICAL

UL VERIFICATION SERVICES INC.
47173 Benicia Street, Fremont, CA 94538; USA TEL:(510) 319-4000 FAX:(510) 661-0888
This report shall not be reproduced except in full, without the written approval of UL Verification Services Inc.

RADIATED EMISSIONS

Marker	Frequency (GHz)	Meter Reading (dBuV)	Det	AF T346 (dB/m)	Amp/Cbl/Fltr/Pad (dB)	DC Corr (dB)	Corrected Reading (dBuV/m)	Avg Limit (dBuV/m)	Margin (dB)	Peak Limit (dBuV/m)	PK Margin (dB)	UNII Non-Restricted (dBuV/m)	PK Margin (dB)	Azimuth (Degs)	Height (cm)	Polarity
1	* 3.50533	40.98	PK-U	34.1	-30.2	0	44.88	-	-	74	-29.12	-	-	301	165	H
	* 3.50544	28.35	ADR	34.1	-30.2	0.58	32.83	54	-21.17	-	-	-	-	301	165	H
2	* 7.71851	35.44	PK-U	35.9	-22.8	0	48.54	-	-	74	-25.46	-	-	46	285	H
	* 7.71899	23.83	ADR	35.9	-22.8	0.58	37.51	54	-16.49	-	-	-	-	46	285	H
4	* 11.54083	34.27	PK-U	38.2	-20.3	0	52.17	-	-	74	-21.83	-	-	196	193	V
	* 11.54168	22.41	ADR	38.2	-20.3	0.58	40.89	54	-13.11	-	-	-	-	196	193	V
5	16.97034	34.57	PK-U	41.1	-18.8	0	56.87	-	-	-	-	68.2	-11.33	230	122	V
6	17.53301	35.04	PK-U	41.1	-18.1	0	58.04	-	-	-	-	68.2	-10.16	23	357	V
3	17.53955	34.33	PK-U	41.2	-18.3	0	57.23	-	-	-	-	68.2	-10.97	121	126	H

* - indicates frequency in CFR47 Pt 15 / IC RSS-Restricted Band
PK-U - U-NII: Maximum Peak
ADR - U-NII AD primary method, RMS average

UL VERIFICATION SERVICES INC.
47173 Benicia Street, Fremont, CA 94538; USA TEL:(510) 319-4000 FAX:(510) 661-0888
This report shall not be reproduced except in full, without the written approval of UL Verification Services Inc.

MID CHANNEL RESULTS

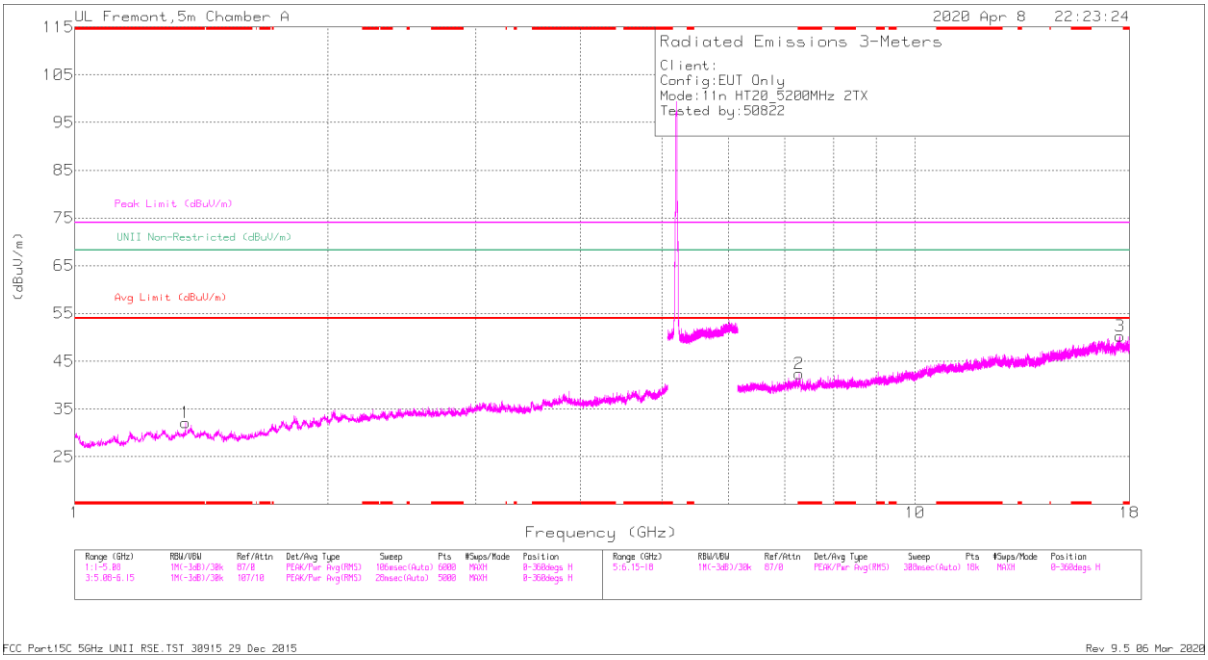

HORIZONTAL

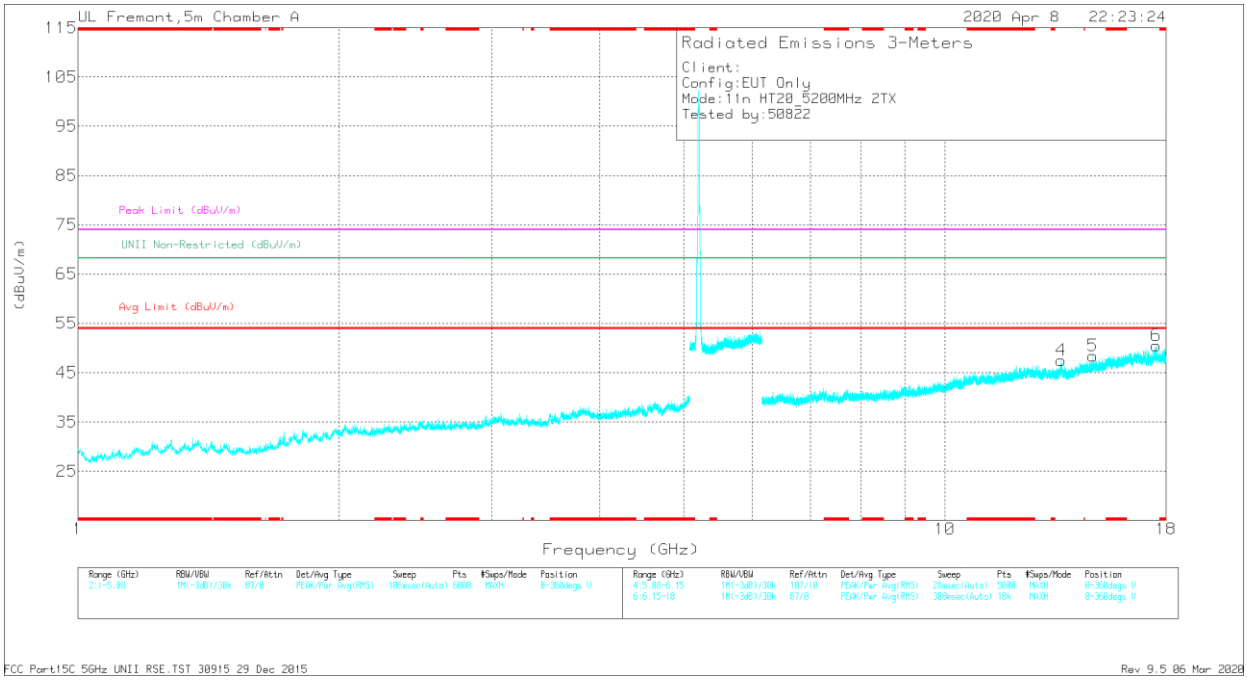

VERTICAL

UL VERIFICATION SERVICES INC.
47173 Benicia Street, Fremont, CA 94538; USA TEL:(510) 319-4000 FAX:(510) 661-0888
This report shall not be reproduced except in full, without the written approval of UL Verification Services Inc.

RADIATED EMISSIONS

Marker	Frequency (GHz)	Meter Reading (dBuV)	Det	AF T346 (dB/m)	Amp/Cbl/Fltr/Pad (dB)	DC Corr (dB)	Corrected Reading (dBuV/m)	Avg Limit (dBuV/m)	Margin (dB)	Peak Limit (dBuV/m)	PK Margin (dB)	UNII Non-Restricted (dBuV/m)	PK Margin (dB)	Azimuth (Degs)	Height (cm)	Polarity
1	* 1.35572	42.11	PK-U	29.6	-33.4	0	38.31	-	-	74	-35.69	-	-	334	184	H
	* 1.35658	29.77	ADR	29.6	-33.4	0.58	26.55	54	-27.45	-	-	-	-	334	184	H
2	* 7.27557	37.32	PK-U	35.8	-23.5	0	49.62	-	-	74	-24.38	-	-	62	155	H
	* 7.27675	24.06	ADR	35.7	-23.4	0.58	36.94	54	-17.06	-	-	-	-	62	155	H
4	13.6351	33.88	PK-U	38.6	-19.3	0	53.18	-	-	-	-	68.2	-15.02	349	178	V
5	14.81983	34.63	PK-U	39.7	-20.2	0	54.13	-	-	-	-	68.2	-14.07	120	157	V
3	17.52968	35.1	PK-U	41.2	-18	0	58.3	-	-	-	-	68.2	-9.9	223	351	H
6	17.53274	34.44	PK-U	41.1	-18.1	0	57.44	-	-	-	-	68.2	-10.76	215	121	V

* - indicates frequency in CFR47 Pt 15 / IC RSS-Restricted Band
PK-U - U-NII: Maximum Peak
ADR - U-NII AD primary method, RMS average

UL VERIFICATION SERVICES INC.
47173 Benicia Street, Fremont, CA 94538; USA TEL:(510) 319-4000 FAX:(510) 661-0888
This report shall not be reproduced except in full, without the written approval of UL Verification Services Inc.

HIGH CHANNEL RESULTS

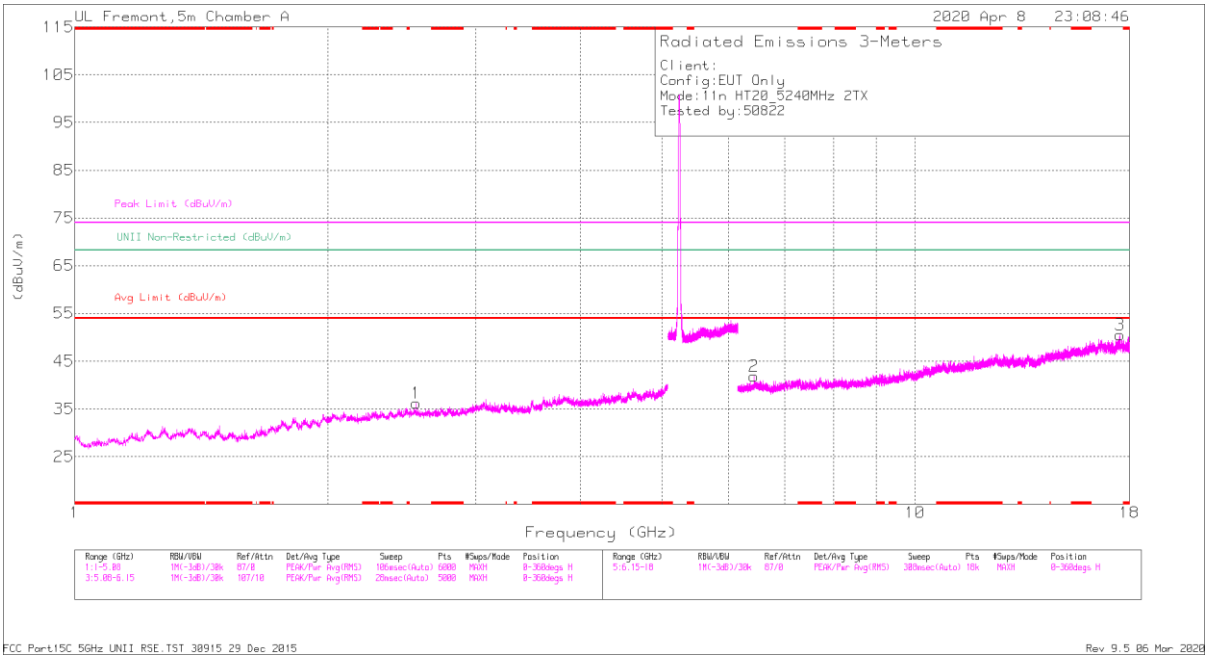

HORIZONTAL

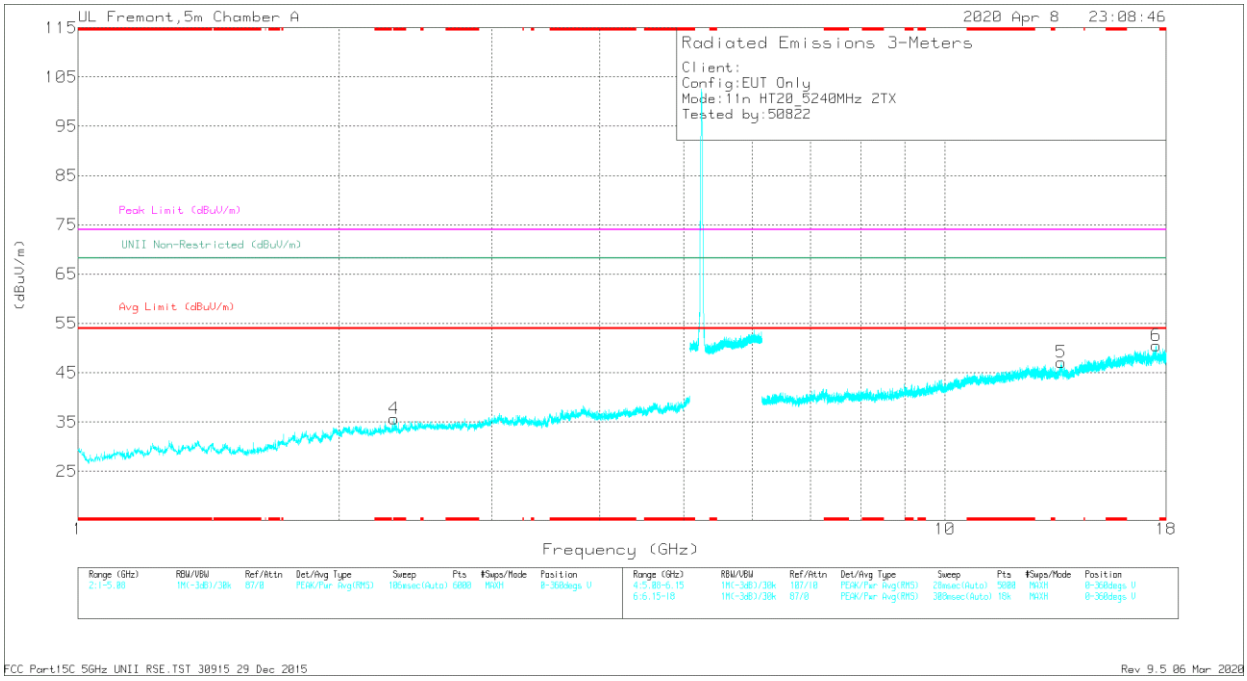

VERTICAL

UL VERIFICATION SERVICES INC.
47173 Benicia Street, Fremont, CA 94538; USA TEL:(510) 319-4000 FAX:(510) 661-0888
This report shall not be reproduced except in full, without the written approval of UL Verification Services Inc.

RADIATED EMISSIONS

Marker	Frequency (GHz)	Meter Reading (dBuV)	Det	AF T346 (dB/m)	Amp/Cbl/Fltr/Pad (dB)	DC Corr (dB)	Corrected Reading (dBuV/m)	Avg Limit (dBuV/m)	Margin (dB)	Peak Limit (dBuV/m)	PK Margin (dB)	UNII Non-Restricted (dBuV/m)	PK Margin (dB)	Azimuth (Degs)	Height (cm)	Polarity
4	* 2.31413	41.34	PK-U	31.8	-31.3	0	41.84	-	-	74	-32.16	-	-	56	216	V
	* 2.31729	29.12	ADR	31.8	-31.3	0.58	30.2	54	-23.8	-	-	-	-	56	216	V
1	2.54822	41.78	PK-U	32.6	-31.4	0	42.98	-	-	-	-	68.2	-25.22	0	181	H
2	6.43196	36.68	PK-U	35.9	-25.3	0	47.28	-	-	-	-	68.2	-20.92	61	182	H
5	13.63532	34.09	PK-U	38.6	-19.3	0	53.39	-	-	-	-	68.2	-14.81	0	205	V
6	17.53396	34.5	PK-U	41.1	-18.1	0	57.5	-	-	-	-	68.2	-10.7	100	291	V
3	17.54066	34.61	PK-U	41.2	-18.4	0	57.41	-	-	-	-	68.2	-10.79	161	101	H

* - indicates frequency in CFR47 Pt 15 / IC RSS-Restricted Band
PK-U - U-NII: Maximum Peak
ADR - U-NII AD primary method, RMS average

UL VERIFICATION SERVICES INC.
47173 Benicia Street, Fremont, CA 94538; USA TEL:(510) 319-4000 FAX:(510) 661-0888
This report shall not be reproduced except in full, without the written approval of UL Verification Services Inc.

1.1.2. TX ABOVE 1 GHz 802.11n HT40 MODE IN THE 5.2 GHz BAND

ANTENNA 6

BANDEDGE (LOW CHANNEL)

HORIZONTAL RESULT

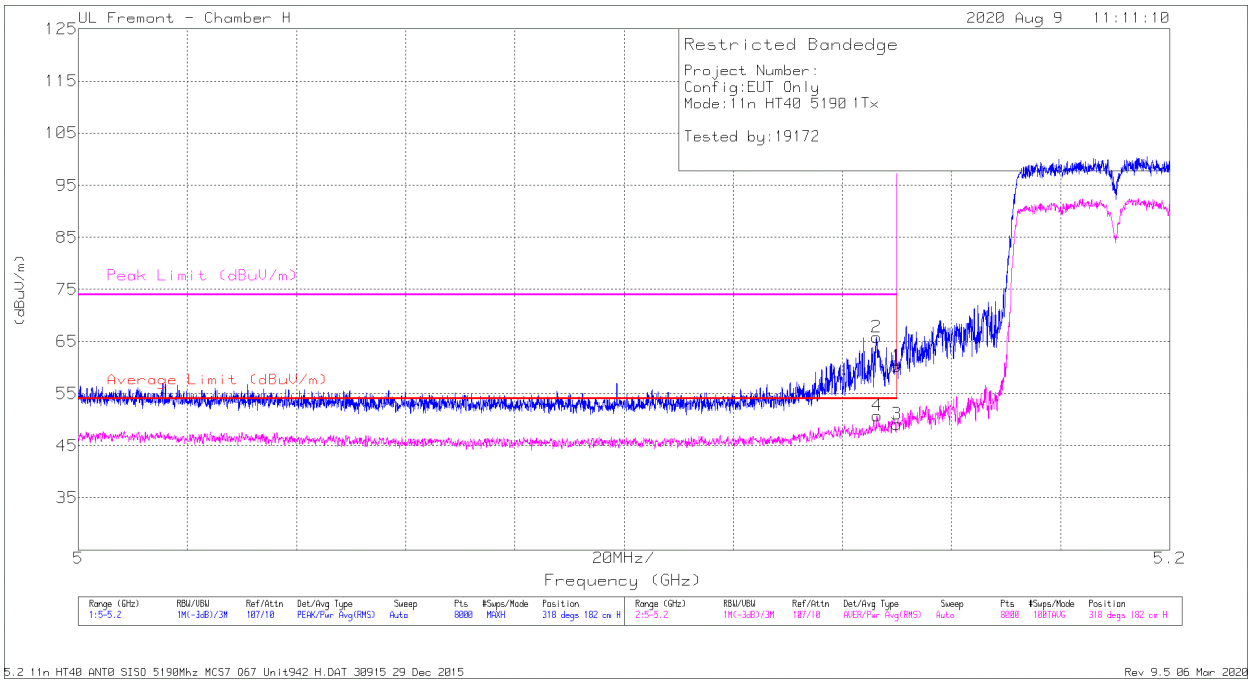

Marker	Frequency (GHz)	Meter Reading (dBuV)	Det	AF T863 (dB/m)	Amp/Cbl/Fltr/Pad (dB)	DC Corr (dB)	Corrected Reading (dBuV/m)	Average Limit (dBuV/m)	Margin (dB)	Peak Limit (dBuV/m)	PK Margin (dB)	Azimuth (Degs)	Height (cm)	Polarity
1	* 5.14999	47.17	Pk	34.4	-21.3	0	60.27	-	-	74	-13.73	318	182	H
2	* 5.14624	52.95	Pk	34.3	-21.4	0	65.85	-	-	74	-8.15	318	182	H
3	* 5.14999	35.42	RMS	34.4	-21.3	.64	49.15	54	-4.85	-	-	318	182	H
4	* 5.14634	37.26	RMS	34.3	-21.4	.64	50.79	54	-3.21	-	-	318	182	H

* - indicates frequency in CFR47 Pt 15 / IC RSS-Restricted Band
Pk - Peak detector
RMS - RMS detection

UL VERIFICATION SERVICES INC.
47173 Benicia Street, Fremont, CA 94538; USA TEL:(510) 319-4000 FAX:(510) 661-0888
This report shall not be reproduced except in full, without the written approval of UL Verification Services Inc.

VERTICAL RESULT

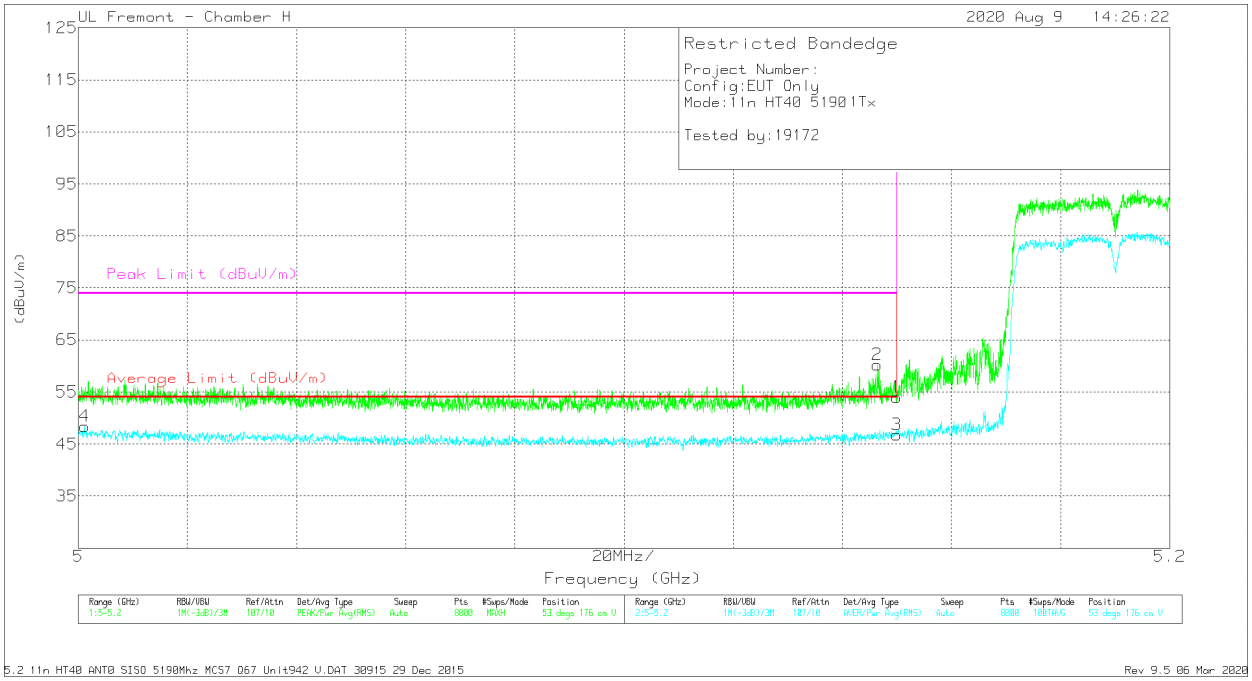

Marker	Frequency (GHz)	Meter Reading (dBuV)	Det	AF T863 (dB/m)	Amp/Cbl/Fltr/Pad (dB)	DC Corr (dB)	Corrected Reading (dBuV/m)	Average Limit (dBuV/m)	Margin (dB)	Peak Limit (dBuV/m)	PK Margin (dB)	Azimuth (Degs)	Height (cm)	Polarity
1	* 5.14999	40.88	Pk	34.4	-21.3	0	53.98	-	-	74	-20.02	53	176	V
2	* 5.14642	47.36	Pk	34.3	-21.4	0	60.26	-	-	74	-13.74	53	176	V
3	* 5.14999	33.01	RMS	34.4	-21.3	.64	46.74	54	-7.26	-	-	53	176	V
4	* 5.00115	35.05	RMS	34.3	-21.6	.64	48.38	54	-5.62	-	-	53	176	V

* - indicates frequency in CFR47 Pt 15 / IC RSS-Restricted Band
Pk - Peak detector
RMS - RMS detection

UL VERIFICATION SERVICES INC.
47173 Benicia Street, Fremont, CA 94538; USA TEL:(510) 319-4000 FAX:(510) 661-0888
This report shall not be reproduced except in full, without the written approval of UL Verification Services Inc.

ANTENNA 5

BANDEDGE (LOW CHANNEL)

HORIZONTAL RESULT

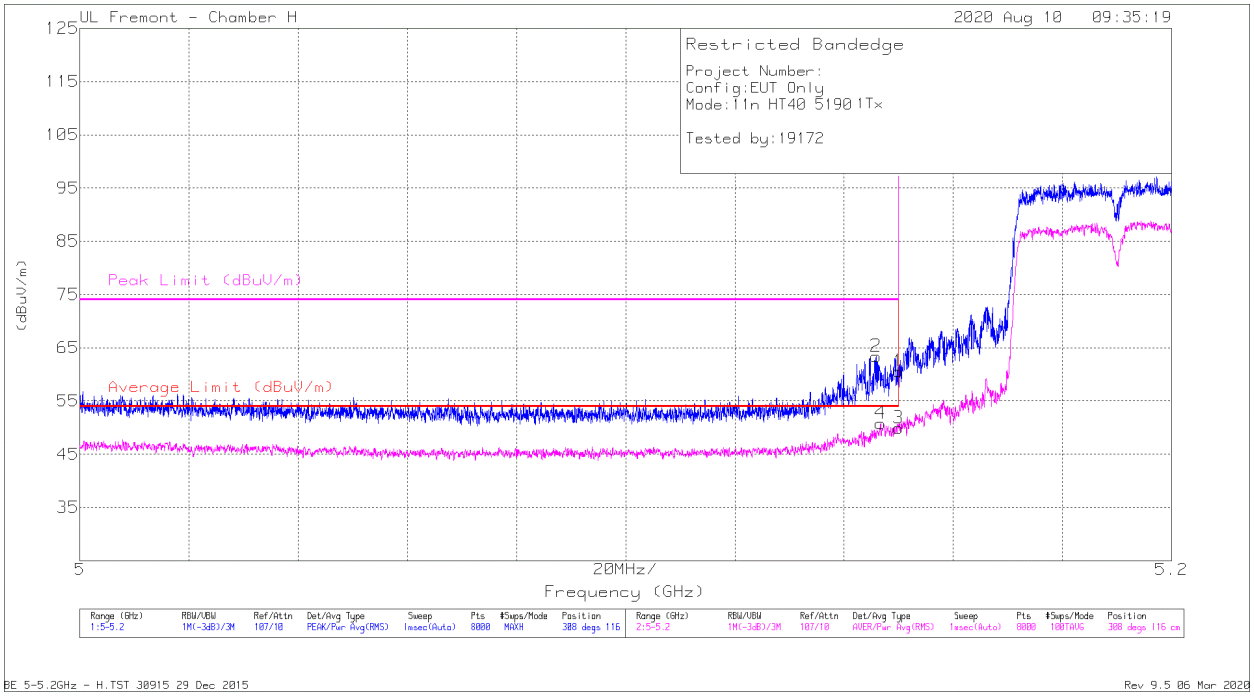

Marker	Frequency (GHz)	Meter Reading (dBuV)	Det	AF T863 (dB/m)	Amp/Cbl/Fltr/Pad (dB)	DC Corr (dB)	Corrected Reading (dBuV/m)	Average Limit (dBuV/m)	Margin (dB)	Peak Limit (dBuV/m)	PK Margin (dB)	Azimuth (Degs)	Height (cm)	Polarity
1	* 5.14999	47.46	Pk	34.4	-21.3	0	60.56	-	-	74	-13.44	308	116	H
2	* 5.14584	50.49	Pk	34.3	-21.4	0	63.39	-	-	74	-10.61	308	116	H
3	* 5.14999	36.2	RMS	34.4	-21.3	.64	49.93	54	-4.07	-	-	308	116	H
4	* 5.14669	37.29	RMS	34.3	-21.4	.64	50.82	54	-3.18	-	-	308	116	H

* - indicates frequency in CFR47 Pt 15 / IC RSS-Restricted Band
Pk - Peak detector
RMS - RMS detection

UL VERIFICATION SERVICES INC.
47173 Benicia Street, Fremont, CA 94538; USA TEL:(510) 319-4000 FAX:(510) 661-0888
This report shall not be reproduced except in full, without the written approval of UL Verification Services Inc.

VERTICAL RESULT

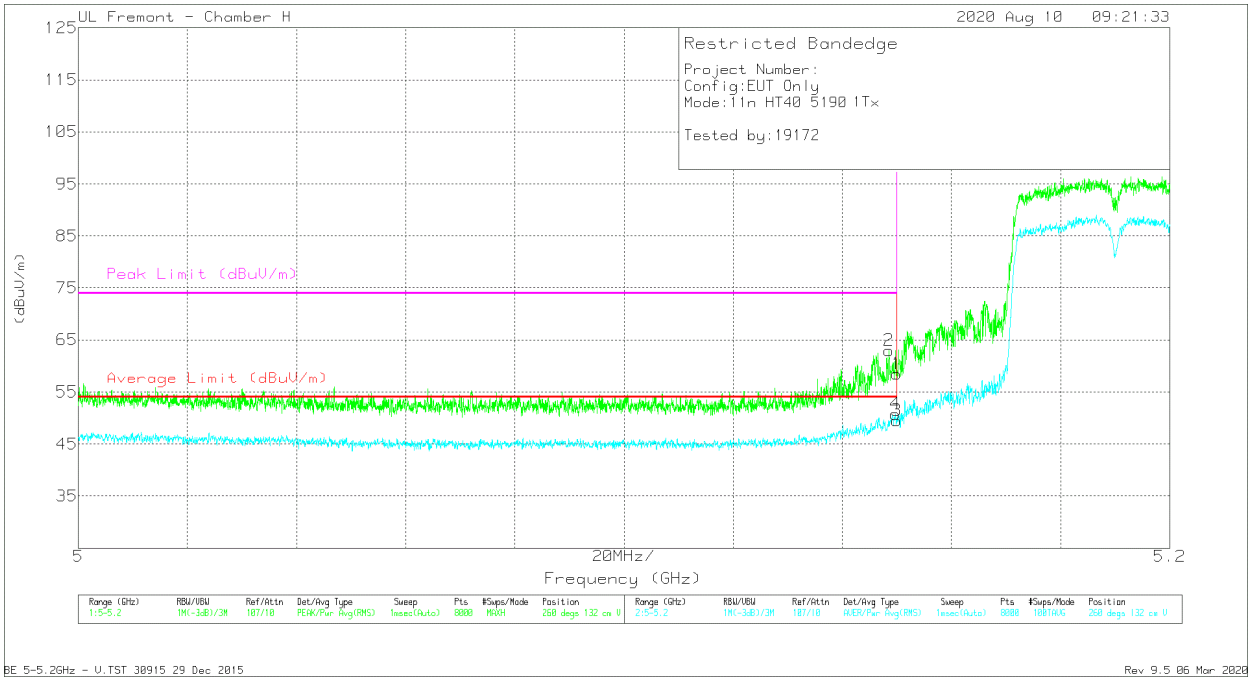

Marker	Frequency (GHz)	Meter Reading (dBuV)	Det	AF T863 (dB/m)	Amp/Cbl/Fltr/Pad (dB)	DC Corr (dB)	Corrected Reading (dBuV/m)	Average Limit (dBuV/m)	Margin (dB)	Peak Limit (dBuV/m)	PK Margin (dB)	Azimuth (Degs)	Height (cm)	Polarity
1	* 5.14999	45.39	Pk	34.4	-21.3	0	58.49	-	-	74	-15.51	260	132	V
2	* 5.14857	50.02	Pk	34.3	-21.3	0	63.02	-	-	74	-10.98	260	132	V
3	* 5.14999	35.8	RMS	34.4	-21.3	.64	49.53	54	-4.47	-	-	260	132	V
4	* 5.14972	37.06	RMS	34.4	-21.3	.64	50.79	54	-3.21	-	-	260	132	V

* - indicates frequency in CFR47 Pt 15 / IC RSS-Restricted Band
Pk - Peak detector
RMS - RMS detection

UL VERIFICATION SERVICES INC.
47173 Benicia Street, Fremont, CA 94538; USA TEL:(510) 319-4000 FAX:(510) 661-0888
This report shall not be reproduced except in full, without the written approval of UL Verification Services Inc.

2TX ANTENNA 6 + ANTENNA 5 CDD MODE

BANDEDGE (LOW CHANNEL)

HORIZONTAL RESULT

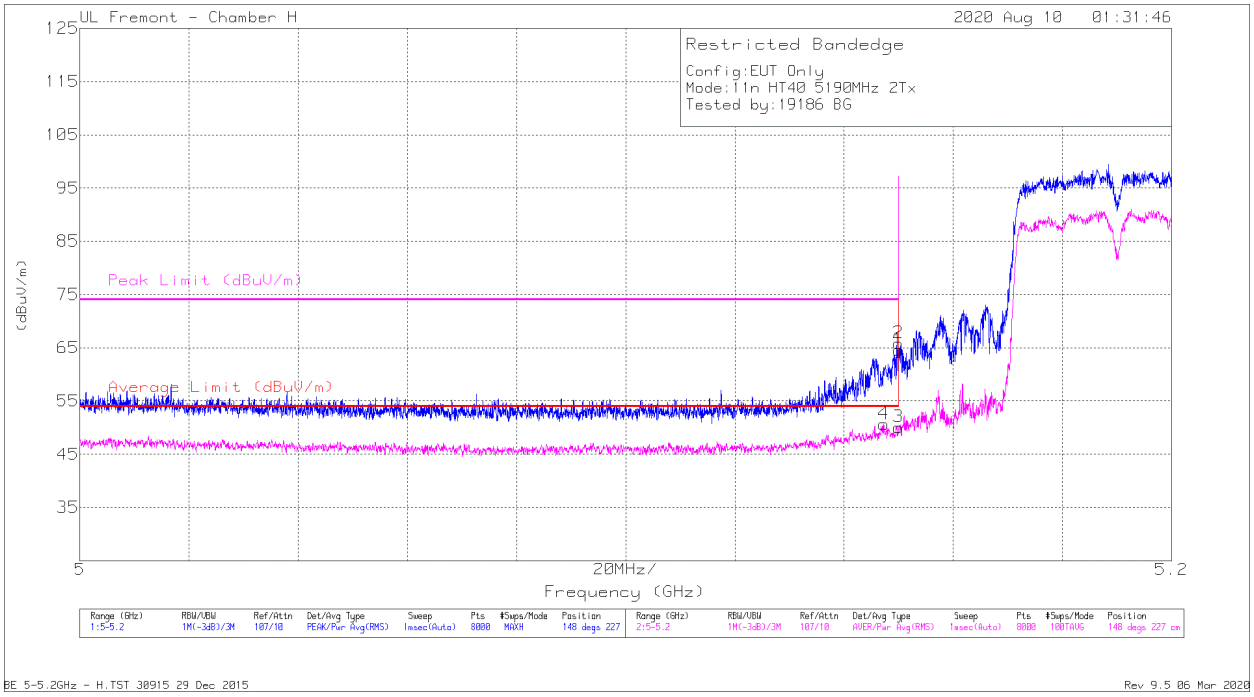

Marker	Frequency (GHz)	Meter Reading (dBuV)	Det	AF T863 (dB/m)	Amp/Cbl/Fltr/Pad (dB)	DC Corr (dB)	Corrected Reading (dBuV/m)	Average Limit (dBuV/m)	Margin (dB)	Peak Limit (dBuV/m)	PK Margin (dB)	Azimuth (Degs)	Height (cm)	Polarity
1	* 5.14999	51.54	Pk	34.4	-21.3	0	64.64	-	-	74	-9.36	148	227	H
2	* 5.14994	52.77	Pk	34.4	-21.3	0	65.87	-	-	74	-8.13	148	227	H
3	* 5.14999	36.1	RMS	34.4	-21.3	.9	50.1	54	-3.9	-	-	148	227	H
4	* 5.14727	36.9	RMS	34.3	-21.4	.9	50.7	54	-3.3	-	-	148	227	H

* - indicates frequency in CFR47 Pt 15 / IC RSS-Restricted Band
Pk - Peak detector
RMS - RMS detection

UL VERIFICATION SERVICES INC.
47173 Benicia Street, Fremont, CA 94538; USA TEL:(510) 319-4000 FAX:(510) 661-0888
This report shall not be reproduced except in full, without the written approval of UL Verification Services Inc.

VERTICAL RESULT

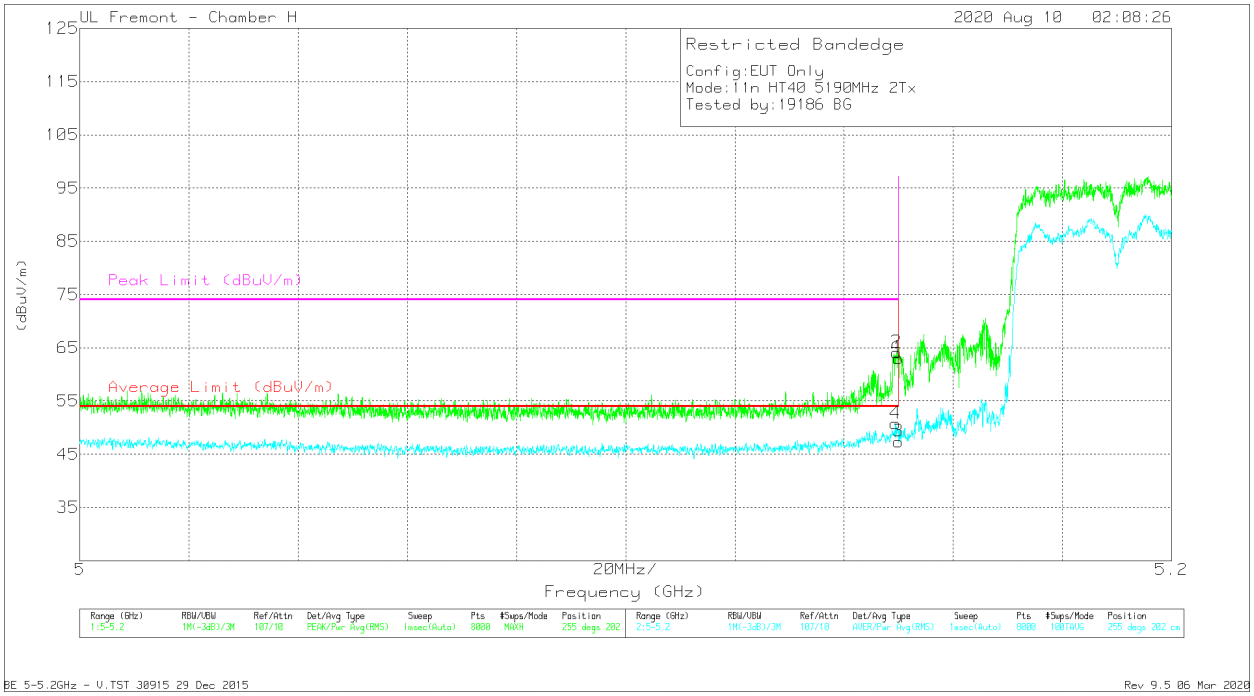

Marker	Frequency (GHz)	Meter Reading (dBuV)	Det	AF T863 (dB/m)	Amp/Cbl/Fltr/Pad (dB)	DC Corr (dB)	Corrected Reading (dBuV/m)	Average Limit (dBuV/m)	Margin (dB)	Peak Limit (dBuV/m)	PK Margin (dB)	Azimuth (Degs)	Height (cm)	Polarity
1	* 5.14999	49.92	Pk	34.4	-21.3	0	63.02	-	-	74	-10.98	255	202	V
2	* 5.14964	51.04	Pk	34.4	-21.3	0	64.14	-	-	74	-9.86	255	202	V
3	* 5.14999	33.41	RMS	34.4	-21.3	.9	47.41	54	-6.59	-	-	255	202	V
4	* 5.14942	36.78	RMS	34.4	-21.3	.9	50.78	54	-3.22	-	-	255	202	V

* - indicates frequency in CFR47 Pt 15 / IC RSS-Restricted Band
Pk - Peak detector
RMS - RMS detection

UL VERIFICATION SERVICES INC.
47173 Benicia Street, Fremont, CA 94538; USA TEL:(510) 319-4000 FAX:(510) 661-0888
This report shall not be reproduced except in full, without the written approval of UL Verification Services Inc.

HARMONICS AND SPURIOUS EMISSIONS

LOW CHANNEL RESULTS

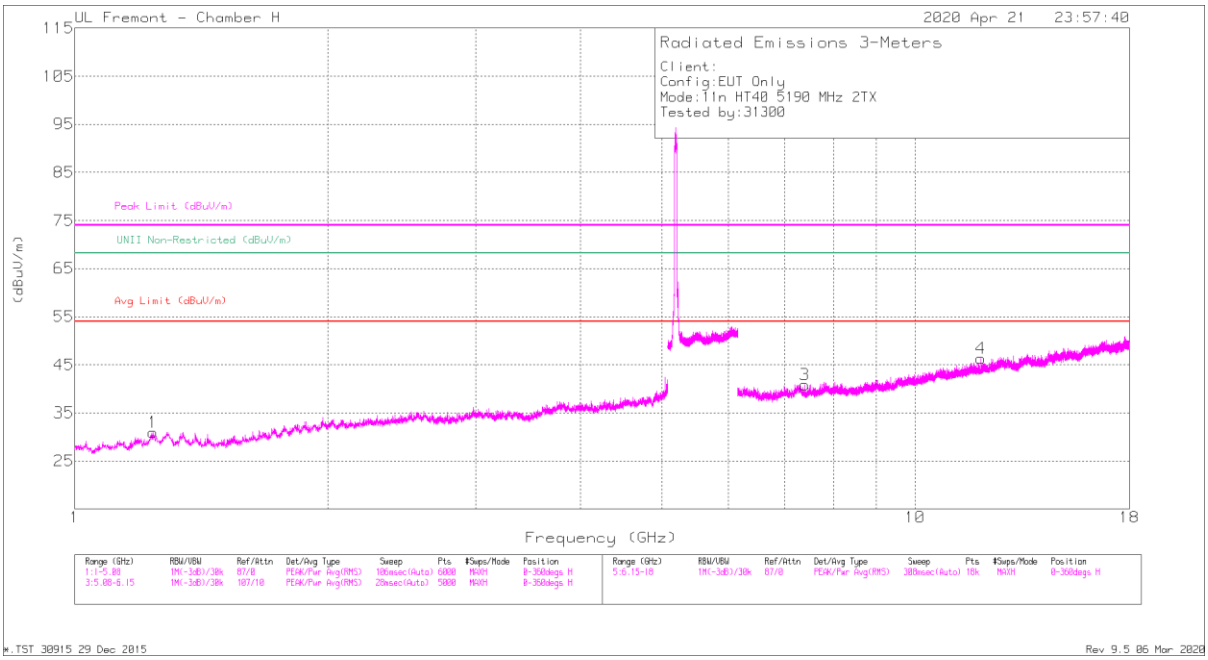

HORIZONTAL

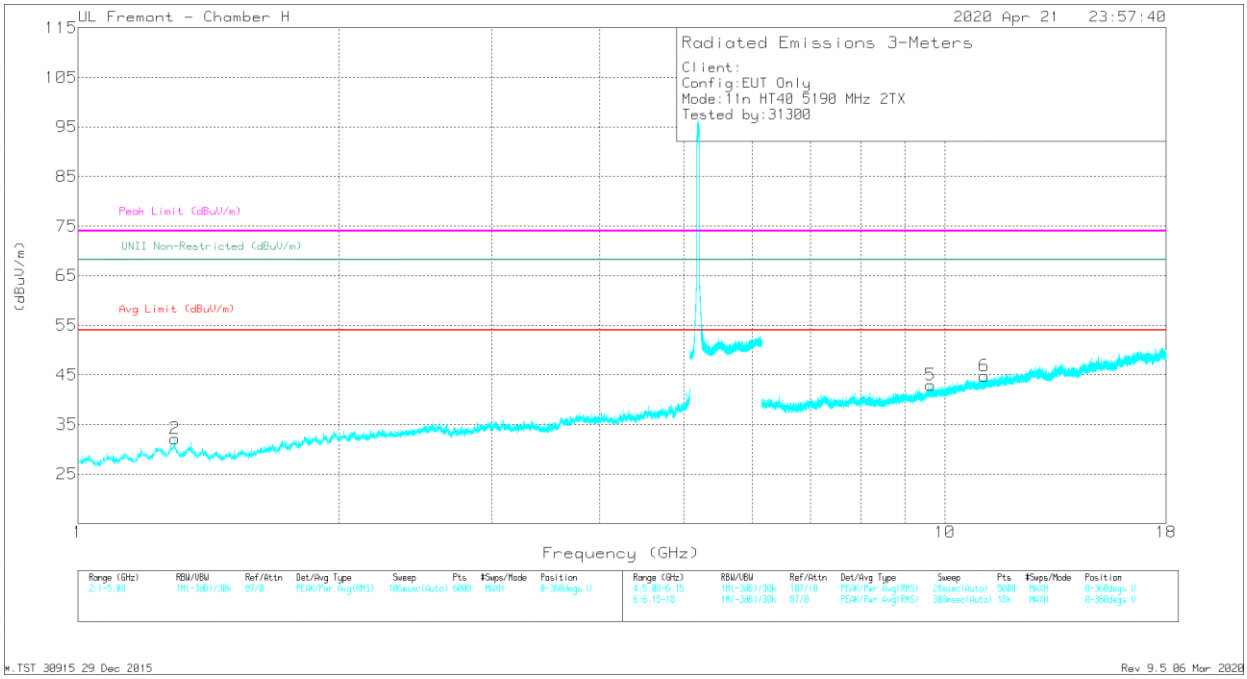

VERTICAL

UL VERIFICATION SERVICES INC.
47173 Benicia Street, Fremont, CA 94538; USA TEL:(510) 319-4000 FAX:(510) 661-0888
This report shall not be reproduced except in full, without the written approval of UL Verification Services Inc.

RADIATED EMISSIONS

Marker	Frequency (GHz)	Meter Reading (dBuV)	Det	AF T863 (dB/m)	Amp/Cbl/Fltr/Pad (dB)	DC Corr (dB)	Corrected Reading (dBuV/m)	Avg Limit (dBuV/m)	Margin (dB)	Peak Limit (dBuV/m)	PK Margin (dB)	UNII Non-Restricted (dBuV/m)	PK Margin (dB)	Azimuth (Degs)	Height (cm)	Polarity
1	* 1.24036	45.23	PK-U	28.8	-35.4	0	38.63	-	-	74	-35.37	-	-	132	334	H
	* 1.23883	32.73	ADR	28.8	-35.4	.9	27.03	54	-26.97	-	-	-	-	132	334	H
2	* 1.29214	44.49	PK-U	29.1	-35.1	0	38.49	-	-	74	-35.51	-	-	167	155	V
	* 1.29134	32.52	ADR	29.1	-35.1	.9	27.42	54	-26.58	-	-	-	-	167	155	V
3	* 7.38884	39.11	PK-U	36.1	-28.6	0	46.61	-	-	74	-27.39	-	-	277	200	H
	* 7.3901	27.73	ADR	36.1	-28.6	.9	36.13	54	-17.87	-	-	-	-	277	200	H
4	* 11.9817	36.62	PK-U	38.7	-24	0	51.32	-	-	74	-22.68	-	-	331	101	H
	* 11.981	25.33	ADR	38.7	-24	.9	40.93	54	-13.07	-	-	-	-	331	101	H
6	* 11.1145	37.27	PK-U	37.8	-24	0	51.07	-	-	74	-22.93	-	-	59	200	V
	* 11.1158	25.21	ADR	37.8	-24	.9	39.91	54	-14.09	-	-	-	-	59	200	V
5	9.639	37.26	PK-U	37	-25.3	0	48.96	-	-	-	-	68.2	-19.24	170	132	V
	9.64003	25.71	ADR	36.9	-25.4	.9	38.11	-	-	-	-	-	-	170	132	V

* - indicates frequency in CFR47 Pt 15 / IC RSS-Restricted Band
PK-U - U-NII: Maximum Peak
ADR - U-NII AD primary method, RMS average

UL VERIFICATION SERVICES INC.
47173 Benicia Street, Fremont, CA 94538; USA TEL:(510) 319-4000 FAX:(510) 661-0888
This report shall not be reproduced except in full, without the written approval of UL Verification Services Inc.

HIGH CHANNEL RESULTS

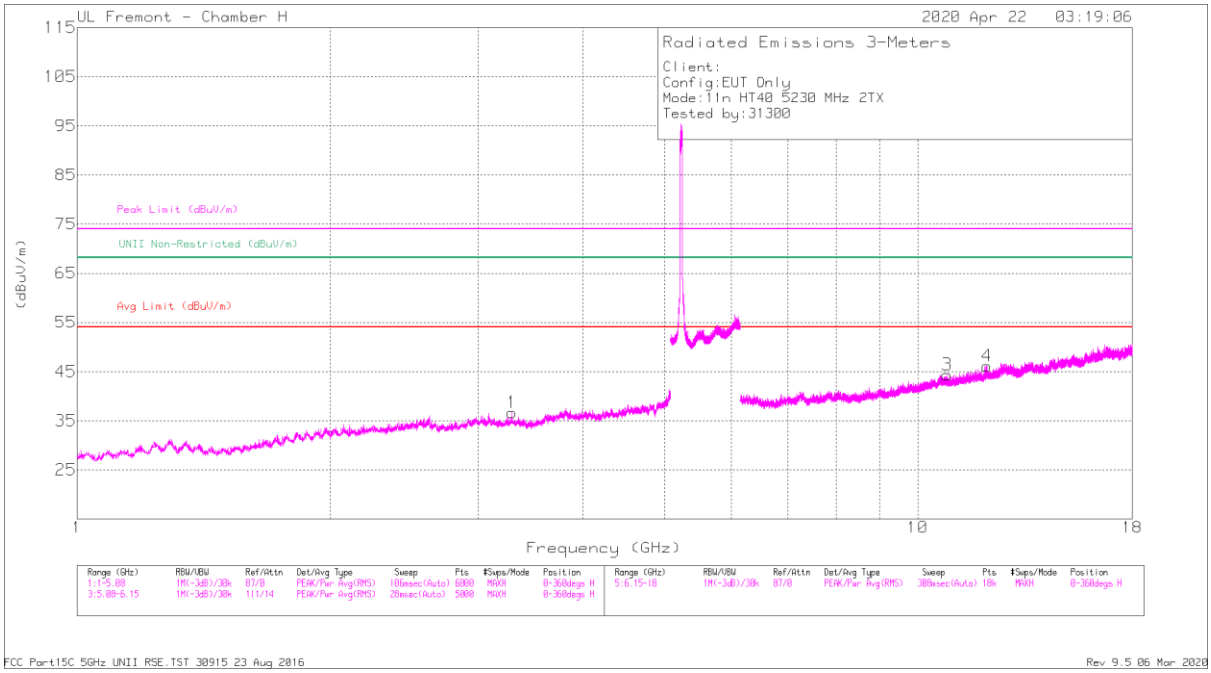

HORIZONTAL

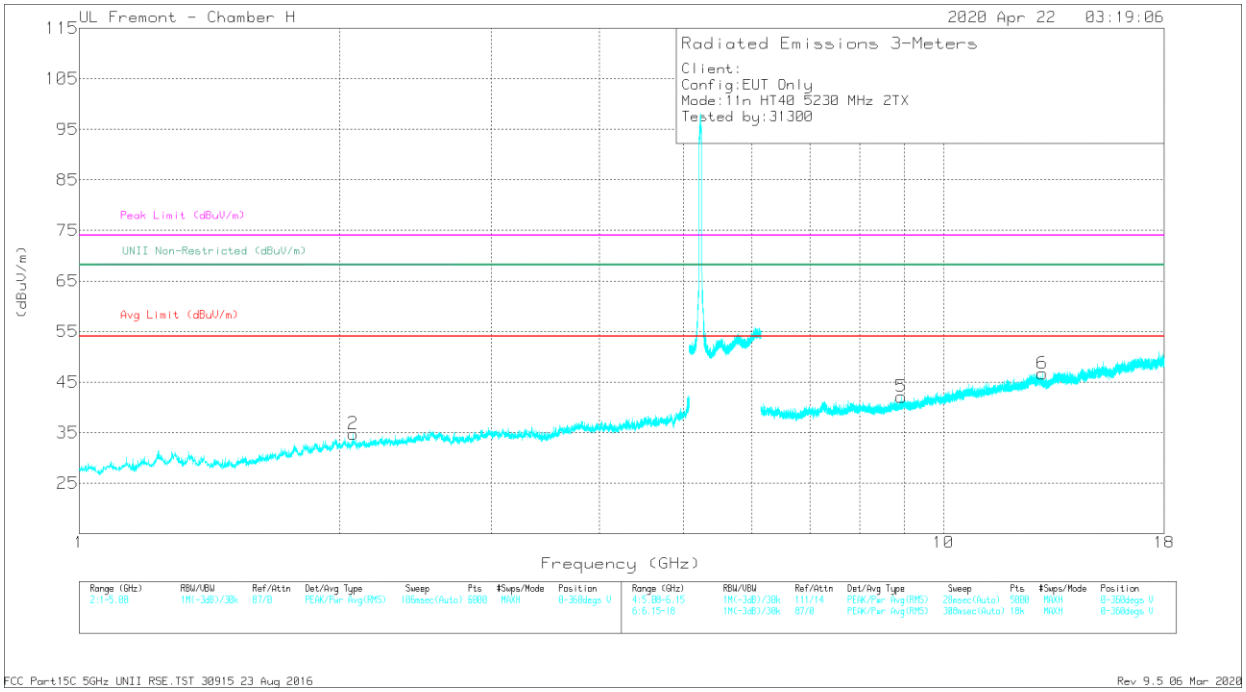

VERTICAL

UL VERIFICATION SERVICES INC.
47173 Benicia Street, Fremont, CA 94538; USA TEL:(510) 319-4000 FAX:(510) 661-0888
This report shall not be reproduced except in full, without the written approval of UL Verification Services Inc.

RADIATED EMISSIONS

Marker	Frequency (GHz)	Meter Reading (dBuV)	Det	AF T863 (dB/m)	Amp/Cbl/Fltr/Pad (dB)	DC Corr (dB)	Corrected Reading (dBuV/m)	Avg Limit (dBuV/m)	Margin (dB)	Peak Limit (dBuV/m)	PK Margin (dB)	UNII Non-Restricted (dBuV/m)	PK Margin (dB)	Azimuth (Degs)	Height (cm)	Polarity
3	* 10.84091	37.23	PK-U	37.6	-23.9	0	50.93	-	-	74	-23.07	-	-	181	178	H
	* 10.84099	25.26	ADR	37.6	-23.9	.9	39.86	54	-14.14	-	-	-	-	181	178	H
4	* 12.08365	37.39	PK-U	38.8	-23.8	0	52.39	-	-	74	-21.61	-	-	14	101	H
	* 12.08304	25.35	ADR	38.8	-23.8	.9	41.25	54	-12.75	-	-	-	-	14	101	H
2	2.07235	43.91	PK-U	31.7	-34.3	0	41.31	-	-	-	-	68.2	-26.89	259	124	V
	2.07493	31.67	ADR	31.6	-34.3	.9	29.87	-	-	-	-	-	-	259	124	V
1	3.29001	30.33	ADR	32.9	-32.2	.9	31.93	-	-	-	-	-	-	245	351	H
	3.29132	42.66	PK-U	32.9	-32.2	0	43.36	-	-	-	-	68.2	-24.84	245	351	H
5	8.93698	38.28	PK-U	36.3	-26.4	0	48.18	-	-	-	-	68.2	-20.02	241	121	V
	8.93816	27.21	ADR	36.2	-26.4	.9	37.91	-	-	-	-	-	-	241	121	V
6	13.01214	37.58	PK-U	39.6	-23.8	0	53.38	-	-	-	-	68.2	-14.82	74	101	V
	13.01237	25.35	ADR	39.6	-23.8	.9	42.05	-	-	-	-	-	-	74	101	V

* - indicates frequency in CFR47 Pt 15 / IC RSS-Restricted Band
PK-U - U-NII: Maximum Peak
ADR - U-NII AD primary method, RMS average

UL VERIFICATION SERVICES INC.
47173 Benicia Street, Fremont, CA 94538; USA TEL:(510) 319-4000 FAX:(510) 661-0888
This report shall not be reproduced except in full, without the written approval of UL Verification Services Inc.

1.1.3. TX ABOVE 1 GHz 802.11ac VHT80 MODE IN THE 5.2 GHz BAND

ANTENNA 6

BANDEDGE (LOW CHANNEL)

HORIZONTAL RESULT

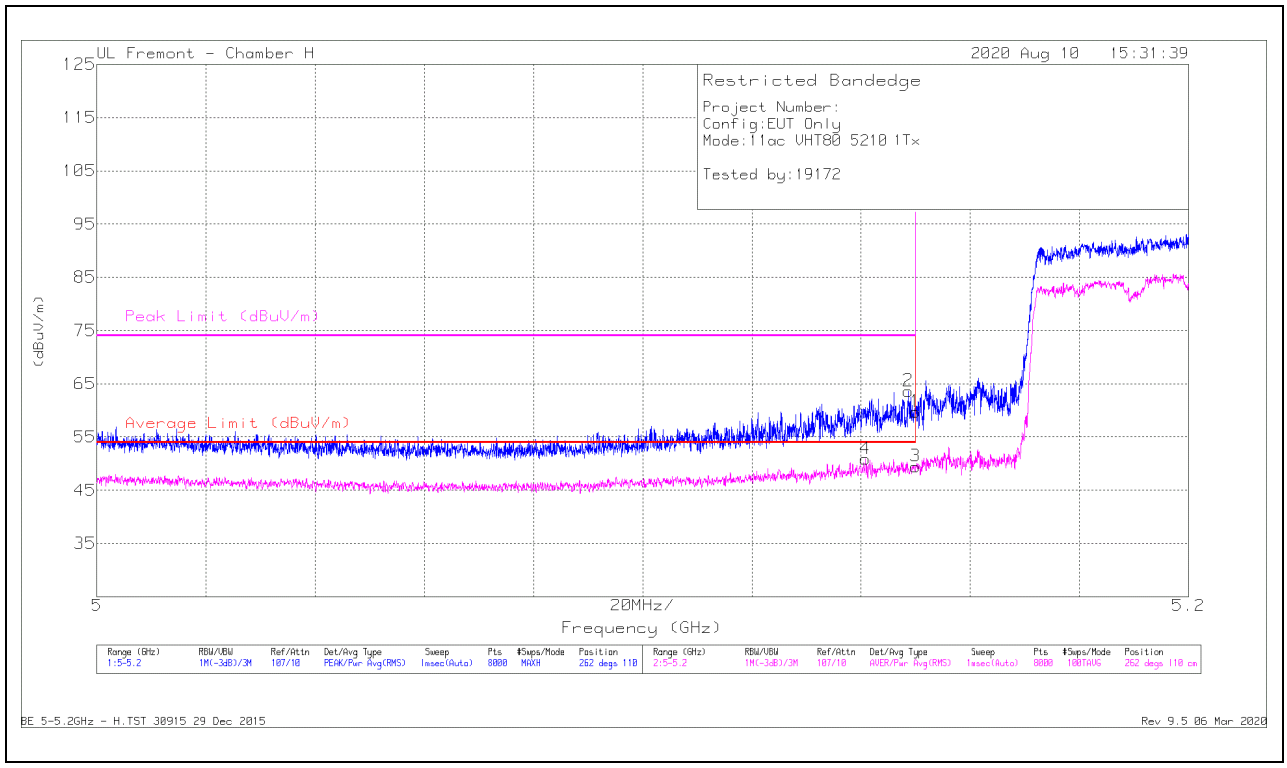

Marker	Frequency (GHz)	Meter Reading (dBuV)	Det	AF T863 (dB/m)	Amp/Cbl/Fltr/Pad (dB)	DC Corr (dB)	Corrected Reading (dBuV/m)	Average Limit (dBuV/m)	Margin (dB)	Peak Limit (dBuV/m)	PK Margin (dB)	Azimuth (Degs)	Height (cm)	Polarity
1	* 5.14999	46.64	Pk	34.4	-21.3	0	59.74	-	-	74	-14.26	262	110	H
2	* 5.14862	50.64	Pk	34.3	-21.3	0	63.64	-	-	74	-10.36	262	110	H
3	* 5.14999	35.31	RMS	34.4	-21.3	1.08	49.48	54	-4.52	-	-	262	110	H
4	* 5.14079	36.71	RMS	34.4	-21.3	1.08	50.88	54	-3.12	-	-	262	110	H

* - indicates frequency in CFR47 Pt 15 / IC RSS-Restricted Band
Pk - Peak detector
RMS - RMS detection

UL VERIFICATION SERVICES INC.
47173 Benicia Street, Fremont, CA 94538; USA TEL:(510) 319-4000 FAX:(510) 661-0888
This report shall not be reproduced except in full, without the written approval of UL Verification Services Inc.

VERTICAL RESULT

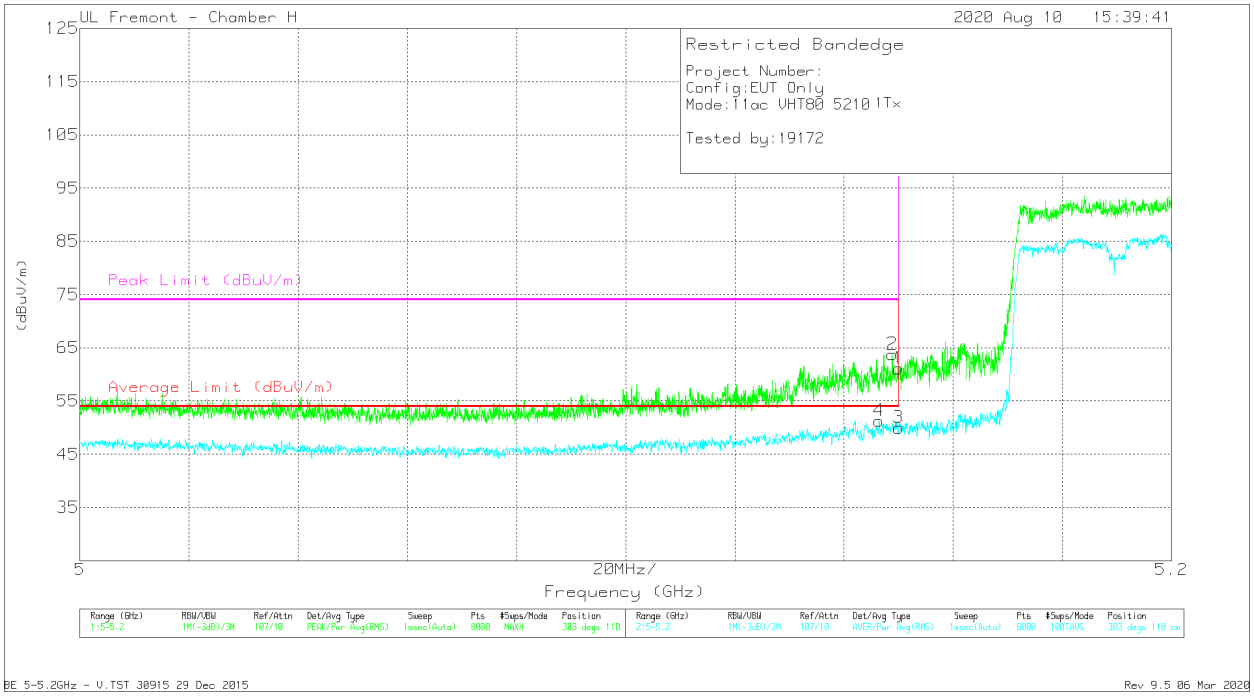

Marker	Frequency (GHz)	Meter Reading (dBuV)	Det	AF T863 (dB/m)	Amp/Cbl/Fltr/Pad (dB)	DC Corr (dB)	Corrected Reading (dBuV/m)	Average Limit (dBuV/m)	Margin (dB)	Peak Limit (dBuV/m)	PK Margin (dB)	Azimuth (Degs)	Height (cm)	Polarity
1	* 5.14999	48.03	Pk	34.4	-21.3	0	61.13	-	-	74	-12.87	303	110	V
2	* 5.14882	50.76	Pk	34.3	-21.3	0	63.76	-	-	74	-10.24	303	110	V
3	* 5.14999	35.83	RMS	34.4	-21.3	1.08	50	54	-4	-	-	303	110	V
4	* 5.14642	37.31	RMS	34.3	-21.4	1.08	51.28	54	-2.72	-	-	303	110	V

* - indicates frequency in CFR47 Pt 15 / IC RSS-Restricted Band
Pk - Peak detector
RMS - RMS detection

UL VERIFICATION SERVICES INC.
47173 Benicia Street, Fremont, CA 94538; USA TEL:(510) 319-4000 FAX:(510) 661-0888
This report shall not be reproduced except in full, without the written approval of UL Verification Services Inc.

ANTENNA 5

BANDEDGE (LOW CHANNEL)

HORIZONTAL RESULT

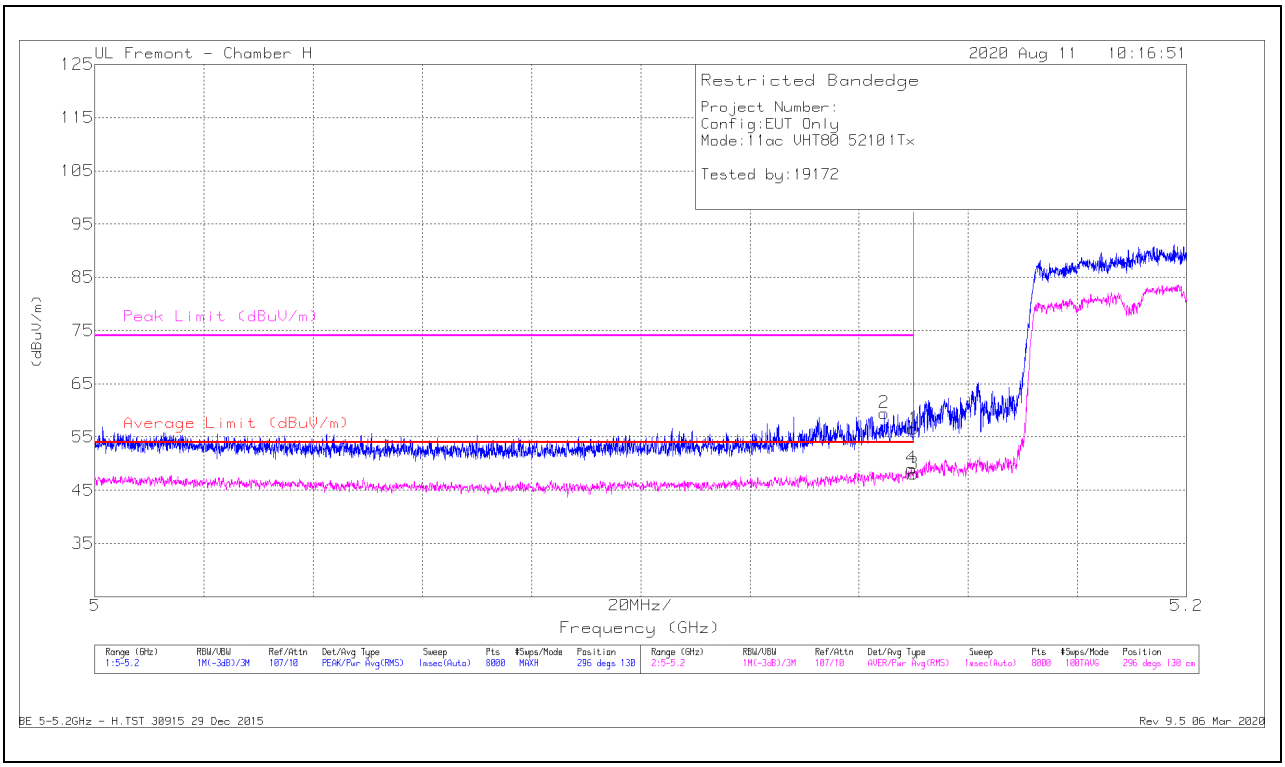

Marker	Frequency (GHz)	Meter Reading (dBuV)	Det	AF T863 (dB/m)	Amp/Cbl/Fltr/Pad (dB)	DC Corr (dB)	Corrected Reading (dBuV/m)	Average Limit (dBuV/m)	Margin (dB)	Peak Limit (dBuV/m)	PK Margin (dB)	Azimuth (Degs)	Height (cm)	Polarity
1	* 5.14999	43.41	Pk	34.4	-21.3	0	56.51	-	-	74	-17.49	296	130	H
2	* 5.14459	46.61	Pk	34.3	-21.4	0	59.51	-	-	74	-14.49	296	130	H
3	* 5.14999	33.94	RMS	34.4	-21.3	1.08	48.12	54	-5.88	-	-	296	130	H
4	* 5.14959	34.96	RMS	34.4	-21.3	1.08	49.14	54	-4.86	-	-	296	130	H

* - indicates frequency in CFR47 Pt 15 / IC RSS-Restricted Band
Pk - Peak detector
RMS - RMS detection

UL VERIFICATION SERVICES INC.
47173 Benicia Street, Fremont, CA 94538; USA TEL:(510) 319-4000 FAX:(510) 661-0888
This report shall not be reproduced except in full, without the written approval of UL Verification Services Inc.

VERTICAL RESULT

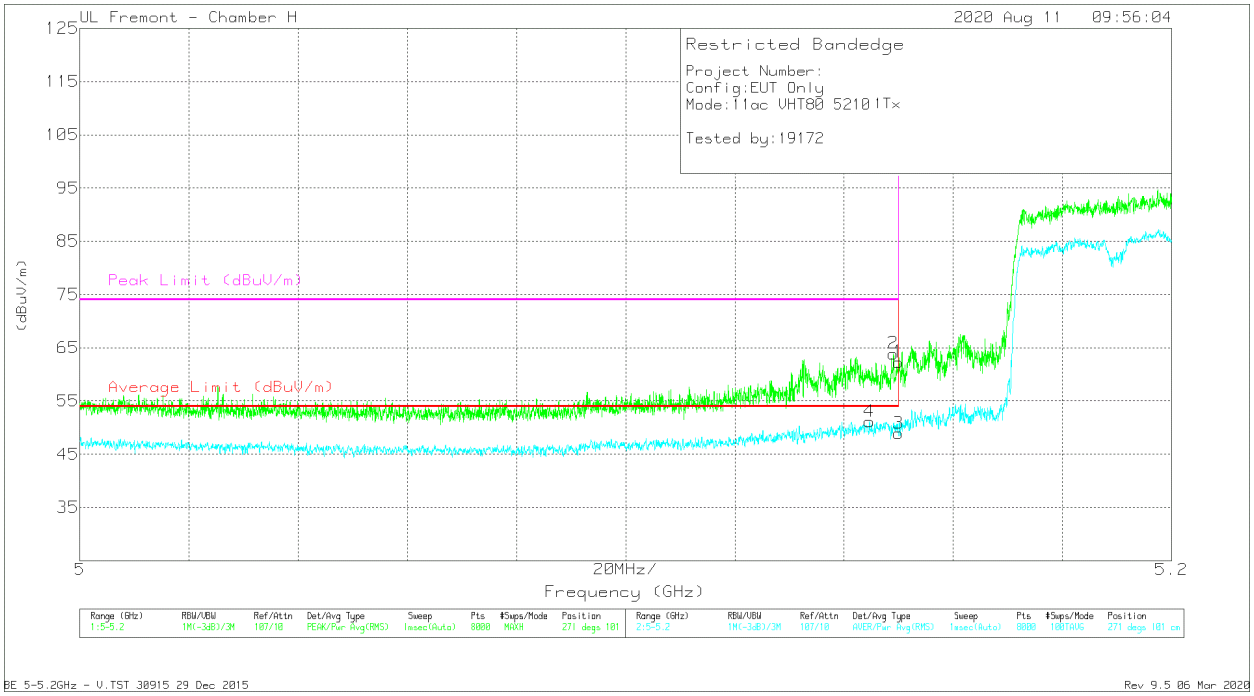

Marker	Frequency (GHz)	Meter Reading (dBuV)	Det	AF T863 (dB/m)	Amp/Cbl/Fltr/Pad (dB)	DC Corr (dB)	Corrected Reading (dBuV/m)	Average Limit (dBuV/m)	Margin (dB)	Peak Limit (dBuV/m)	PK Margin (dB)	Azimuth (Degs)	Height (cm)	Polarity
1	* 5.14999	49.19	Pk	34.4	-21.3	0	62.29	-	-	74	-11.71	271	101	V
2	* 5.14904	50.82	Pk	34.4	-21.3	0	63.92	-	-	74	-10.08	271	101	V
3	* 5.14999	34.75	RMS	34.4	-21.3	1.08	48.93	54	-5.07	-	-	271	101	V
4	* 5.14464	37.16	RMS	34.3	-21.4	1.08	51.14	54	-2.86	-	-	271	101	V

* - indicates frequency in CFR47 Pt 15 / IC RSS-Restricted Band
Pk - Peak detector
RMS - RMS detection

UL VERIFICATION SERVICES INC.
47173 Benicia Street, Fremont, CA 94538; USA TEL:(510) 319-4000 FAX:(510) 661-0888
This report shall not be reproduced except in full, without the written approval of UL Verification Services Inc.

2TX ANTENNA 6 + ANTENNA 5 CDD MODE

BANDEDGE (LOW CHANNEL)

HORIZONTAL RESULT

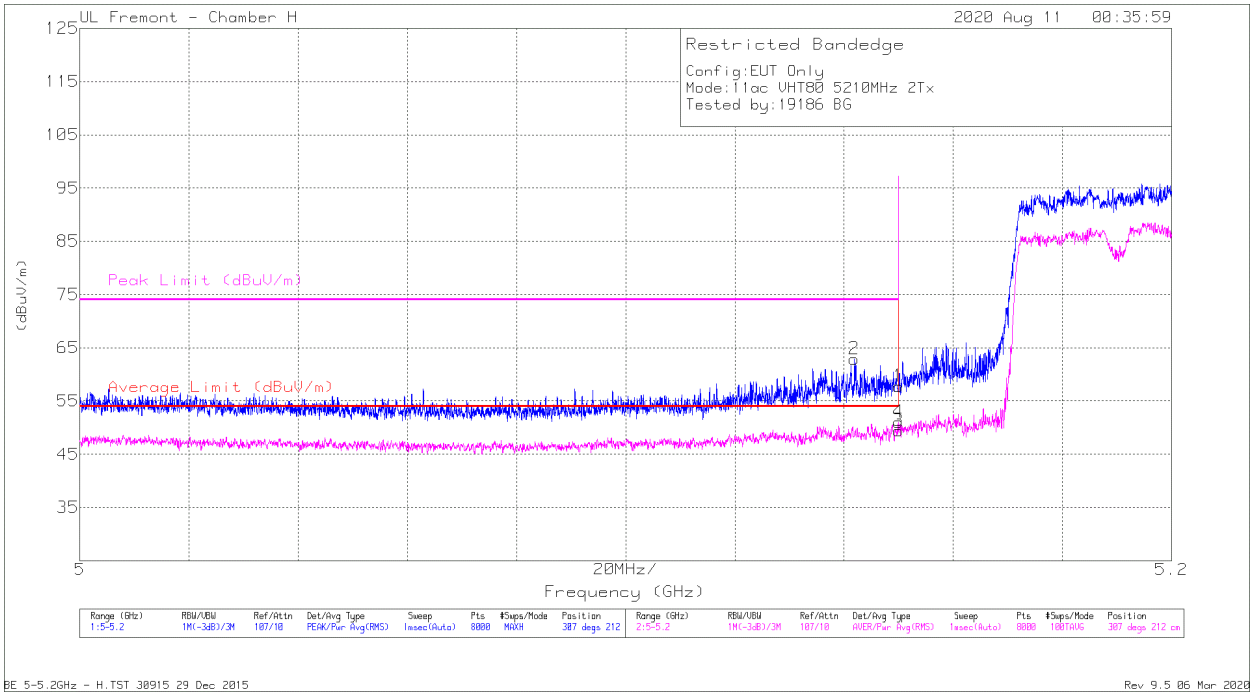

Marker	Frequency (GHz)	Meter Reading (dBuV)	Det	AF T863 (dB/m)	Amp/Cbl/Fltr/Pad (dB)	DC Corr (dB)	Corrected Reading (dBuV/m)	Average Limit (dBuV/m)	Margin (dB)	Peak Limit (dBuV/m)	PK Margin (dB)	Azimuth (Degs)	Height (cm)	Polarity
1	* 5.14999	44.67	Pk	34.4	-21.3	0	57.77	-	-	74	-16.23	307	212	H
2	* 5.14187	49.91	Pk	34.3	-21.3	0	62.91	-	-	74	-11.09	307	212	H
3	* 5.14999	35.01	RMS	34.4	-21.3	1.29	49.4	54	-4.6	-	-	307	212	H
4	* 5.14992	36.66	RMS	34.4	-21.3	1.29	51.05	54	-2.95	-	-	307	212	H

* - indicates frequency in CFR47 Pt 15 / IC RSS-Restricted Band
Pk - Peak detector
RMS - RMS detection

UL VERIFICATION SERVICES INC.
47173 Benicia Street, Fremont, CA 94538; USA TEL:(510) 319-4000 FAX:(510) 661-0888
This report shall not be reproduced except in full, without the written approval of UL Verification Services Inc.

VERTICAL RESULT

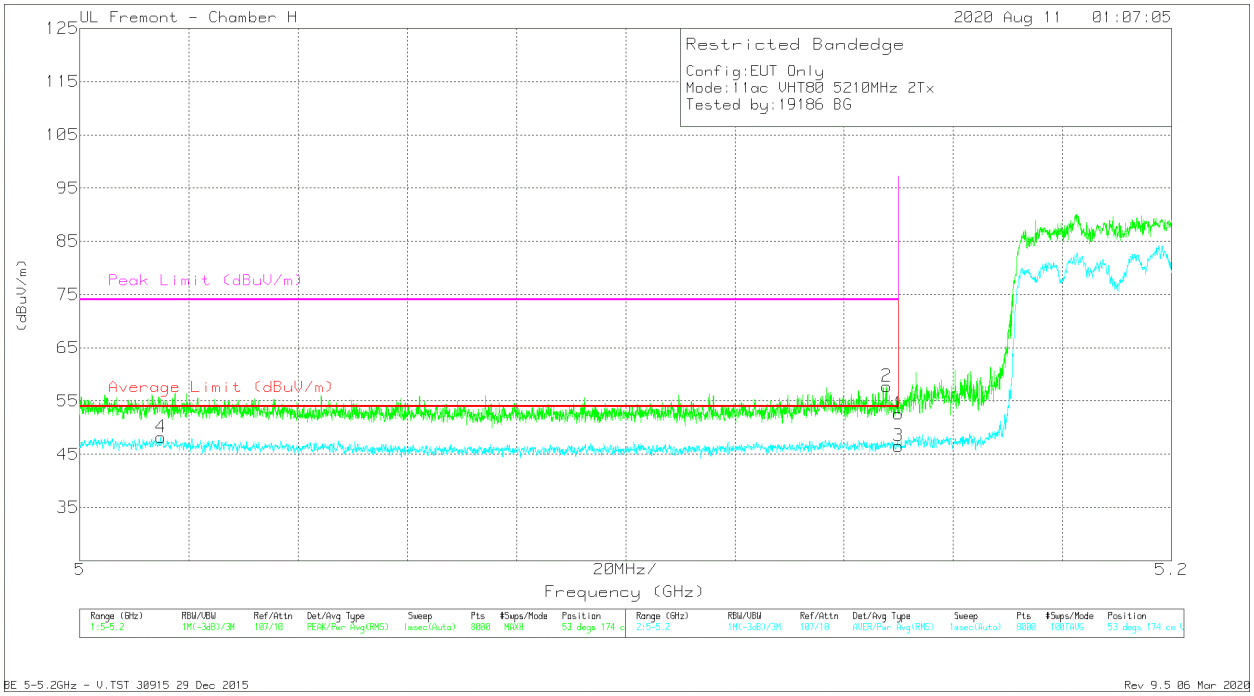

Marker	Frequency (GHz)	Meter Reading (dBuV)	Det	AF T863 (dB/m)	Amp/Cbl/Fltr/Pad (dB)	DC Corr (dB)	Corrected Reading (dBuV/m)	Average Limit (dBuV/m)	Margin (dB)	Peak Limit (dBuV/m)	PK Margin (dB)	Azimuth (Degs)	Height (cm)	Polarity
1	* 5.14999	39.52	Pk	34.4	-21.3	0	52.62	-	-	74	-21.38	53	174	V
2	* 5.14779	44.88	Pk	34.3	-21.4	0	57.78	-	-	74	-16.22	53	174	V
3	* 5.14999	32.17	RMS	34.4	-21.3	1.29	46.56	54	-7.44	-	-	53	174	V
4	* 5.01485	34.03	RMS	34.3	-21.4	1.29	48.22	54	-5.78	-	-	53	174	V

* - indicates frequency in CFR47 Pt 15 / IC RSS-Restricted Band
Pk - Peak detector
RMS - RMS detection

UL VERIFICATION SERVICES INC.
47173 Benicia Street, Fremont, CA 94538; USA TEL:(510) 319-4000 FAX:(510) 661-0888
This report shall not be reproduced except in full, without the written approval of UL Verification Services Inc.

HARMONICS AND SPURIOUS EMISSIONS

MID CHANNEL RESULTS

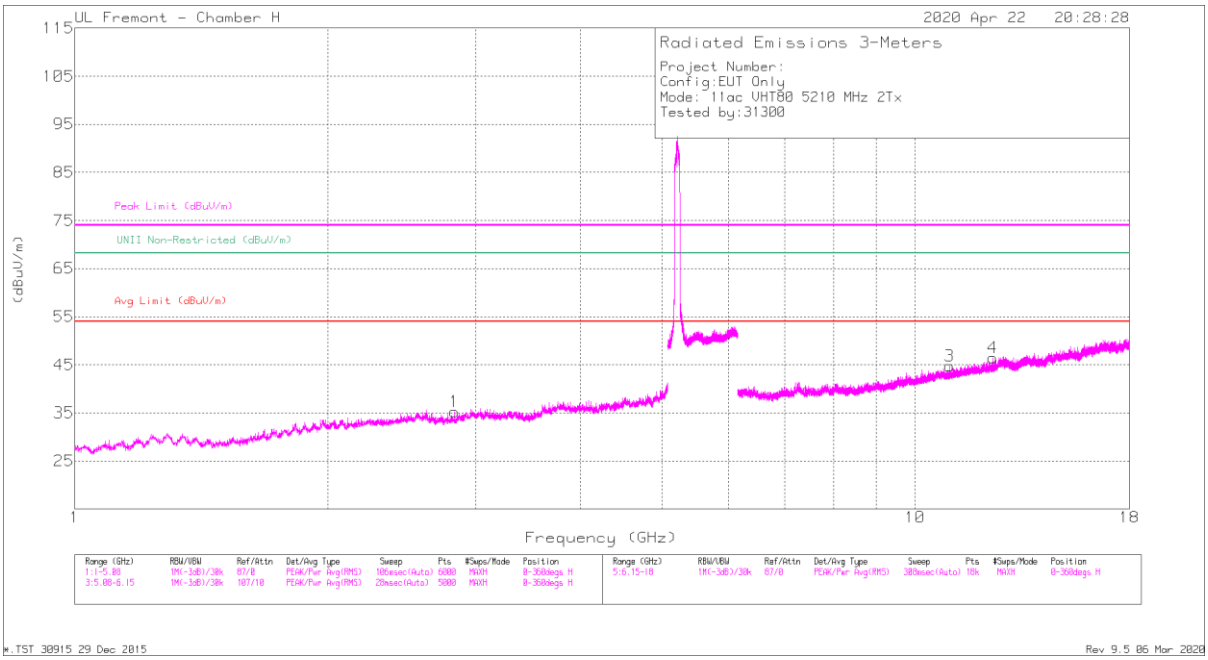

HORIZONTAL

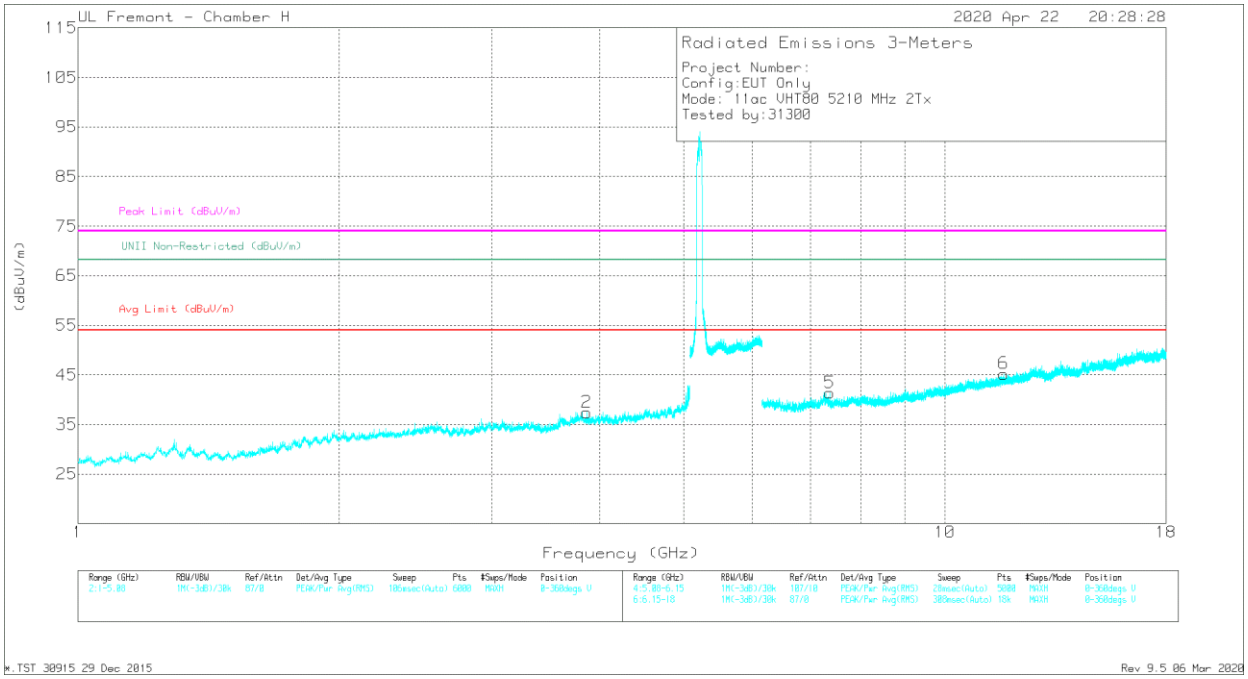

VERTICAL

UL VERIFICATION SERVICES INC.
47173 Benicia Street, Fremont, CA 94538; USA TEL:(510) 319-4000 FAX:(510) 661-0888
This report shall not be reproduced except in full, without the written approval of UL Verification Services Inc.

RADIATED EMISSIONS

Marker	Frequency (GHz)	Meter Reading (dBuV)	Det	AF T863 (dB/m)	Amp/Cbl/Fltr/Pad (dB)	DC Corr (dB)	Corrected Reading (dBuV/m)	Avg Limit (dBuV/m)	Margin (dB)	Peak Limit (dBuV/m)	PK Margin (dB)	UNII Non-Restricted (dBuV/m)	PK Margin (dB)	Azimuth (Degs)	Height (cm)	Polarity
1	* 2.82871	43.15	PK-U	32.4	-33.6	0	41.95	-	-	74	-32.05	-	-	320	101	H
	* 2.83057	30.96	ADR	32.4	-33.6	1.29	29.76	54	-24.24	-	-	-	-	320	101	H
2	* 3.85977	42.63	PK-U	33.5	-31.8	0	44.33	-	-	74	-29.67	-	-	298	122	V
	* 3.85944	30.84	ADR	33.5	-31.8	1.29	32.54	54	-21.46	-	-	-	-	298	122	V
3	* 10.9863	37.35	PK-U	37.7	-24.2	0	50.85	-	-	74	-23.15	-	-	109	200	H
	* 10.9863	25.58	ADR	37.7	-24.2	1.29	39.08	54	-14.92	-	-	-	-	109	200	H
4	* 12.3789	37.34	PK-U	39.1	-24.2	0	52.24	-	-	74	-21.76	-	-	167	101	H
	* 12.3805	25.65	ADR	39.1	-24.2	1.29	40.55	54	-13.45	-	-	-	-	167	101	H
5	* 7.36568	39.4	PK-U	36.1	-28.4	0	47.1	-	-	74	-26.9	-	-	241	200	V
	* 7.36384	27.79	ADR	36	-28.4	1.29	35.39	54	-18.61	-	-	-	-	241	200	V
6	* 11.6931	36.68	PK-U	38.4	-23.3	0	51.78	-	-	74	-22.22	-	-	296	101	V
	* 11.6920	25.03	ADR	38.4	-23.3	1.29	41.42	54	-12.58	-	-	-	-	296	101	V

* - indicates frequency in CFR47 Pt 15 / IC RSS-Restricted Band
PK-U - U-NII: Maximum Peak
ADR - U-NII AD primary method, RMS average

UL VERIFICATION SERVICES INC.
47173 Benicia Street, Fremont, CA 94538; USA TEL:(510) 319-4000 FAX:(510) 661-0888
This report shall not be reproduced except in full, without the written approval of UL Verification Services Inc.

1.1.4. TX ABOVE 1 GHz 802.11ax HE20 MODE IN THE 5.2 GHz BAND

ANTENNA 6 – 242 Tones, RU Index 61

BANDEDGE (LOW CHANNEL)

HORIZONTAL RESULT

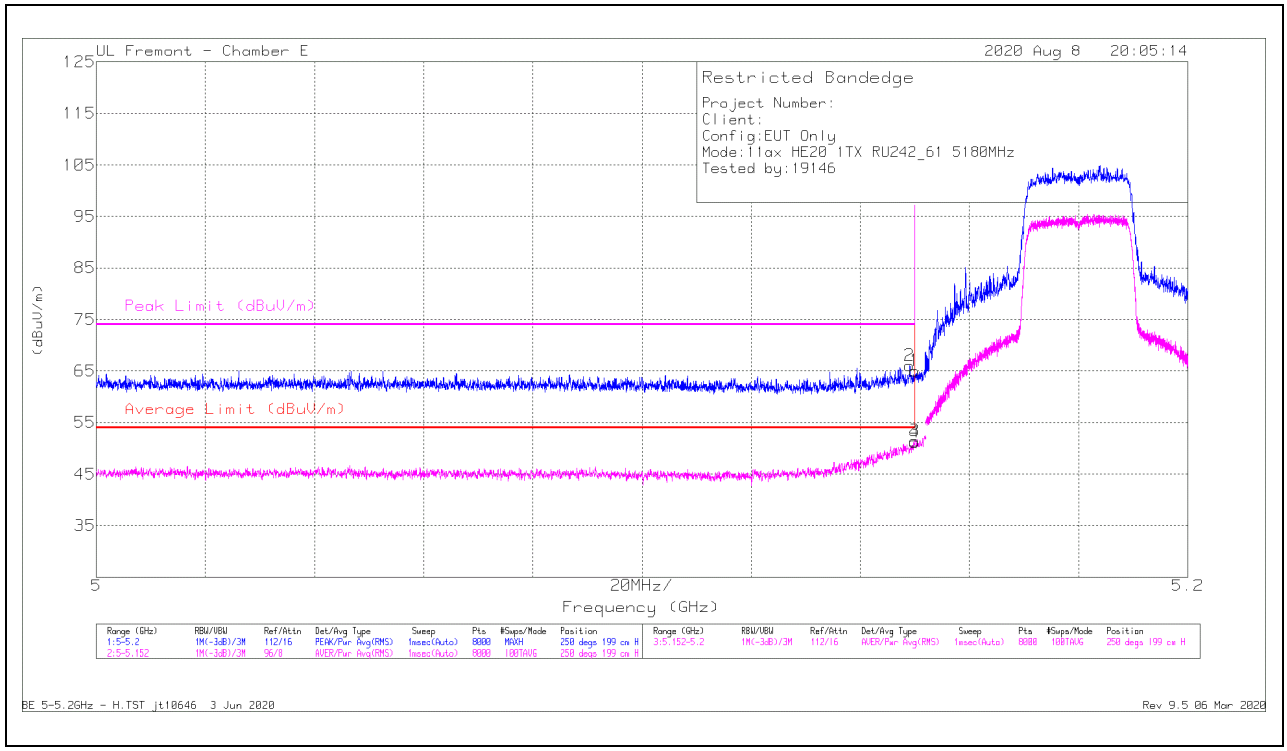

Marker	Frequency (GHz)	Meter Reading (dBuV)	Det	AF T712 (dB/m)	Amp/Cbl/Fltr/Pad (dB)	Corrected Reading (dBuV/m)	Average Limit (dBuV/m)	Margin (dB)	Peak Limit (dBuV/m)	PK Margin (dB)	Azimuth (Degs)	Height (cm)	Polarity
1	* 5.14999	47.7	Pk	34.3	-16.9	65.1	-	-	74	-8.9	250	199	H
2	* 5.14907	48.68	Pk	34.3	-16.9	66.08	-	-	74	-7.92	250	199	H
3	* 5.14998	34.01	RMS	34.3	-16.9	51.41	54	-2.59	-	-	250	199	H
4	* 5.14996	33.77	RMS	34.3	-16.9	51.17	54	-2.83	-	-	250	199	H

* - indicates frequency in CFR47 Pt 15 / IC RSS-Restricted Band
Pk - Peak detector
RMS - RMS detection

UL VERIFICATION SERVICES INC.
47173 Benicia Street, Fremont, CA 94538; USA TEL:(510) 319-4000 FAX:(510) 661-0888
This report shall not be reproduced except in full, without the written approval of UL Verification Services Inc.

VERTICAL RESULT

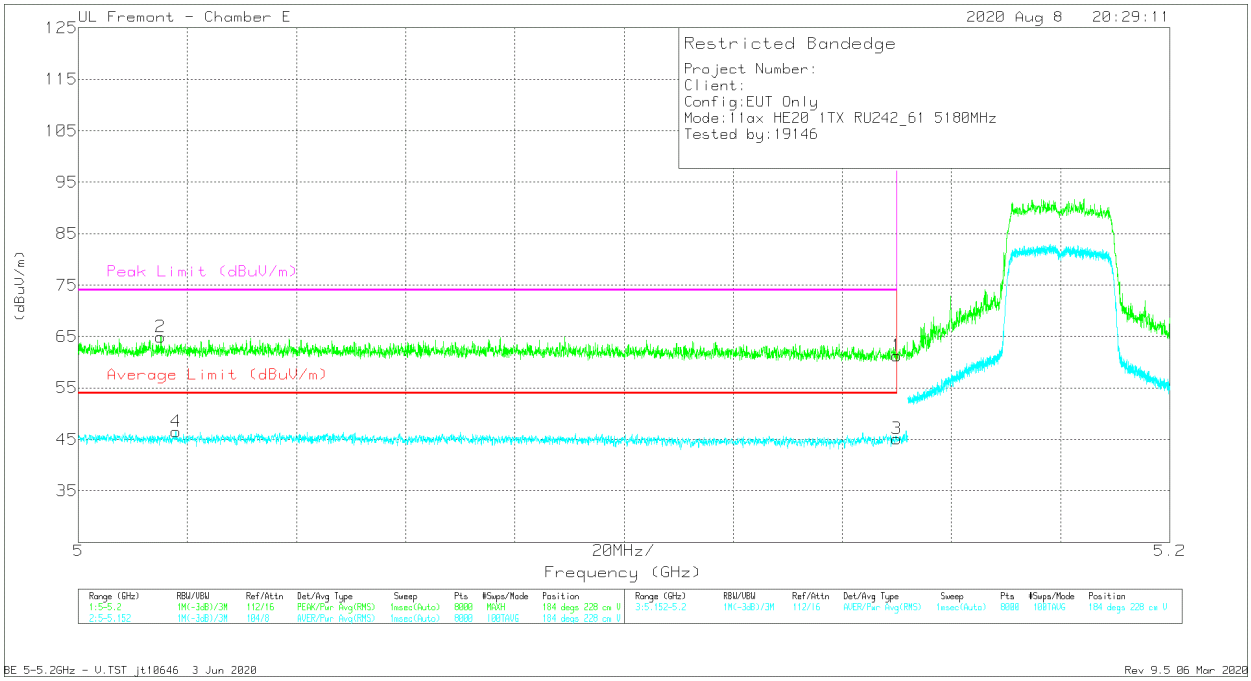

Marker	Frequency (GHz)	Meter Reading (dBuV)	Det	AF T712 (dB/m)	Amp/Cbl/Fltr/Pad (dB)	Corrected Reading (dBuV/m)	Average Limit (dBuV/m)	Margin (dB)	Peak Limit (dBuV/m)	PK Margin (dB)	Azimuth (Degs)	Height (cm)	Polarity
2	* 5.01513	47.28	Pk	34.2	-16.5	64.98	-	-	74	-9.02	184	228	V
4	* 5.01788	28.95	RMS	34.1	-16.5	46.55	54	-7.45	-	-	184	228	V
3	* 5.14998	27.78	RMS	34.3	-16.9	45.18	54	-8.82	-	-	184	228	V
1	* 5.14999	43.85	Pk	34.3	-16.9	61.25	-	-	74	-12.75	184	228	V

* - indicates frequency in CFR47 Pt 15 / IC RSS-Restricted Band
Pk - Peak detector
RMS - RMS detection

UL VERIFICATION SERVICES INC.
47173 Benicia Street, Fremont, CA 94538; USA TEL:(510) 319-4000 FAX:(510) 661-0888
This report shall not be reproduced except in full, without the written approval of UL Verification Services Inc.

ANTENNA 6 – 26 Tones, RU Index 0

BANDEDGE (LOW CHANNEL)

HORIZONTAL RESULT

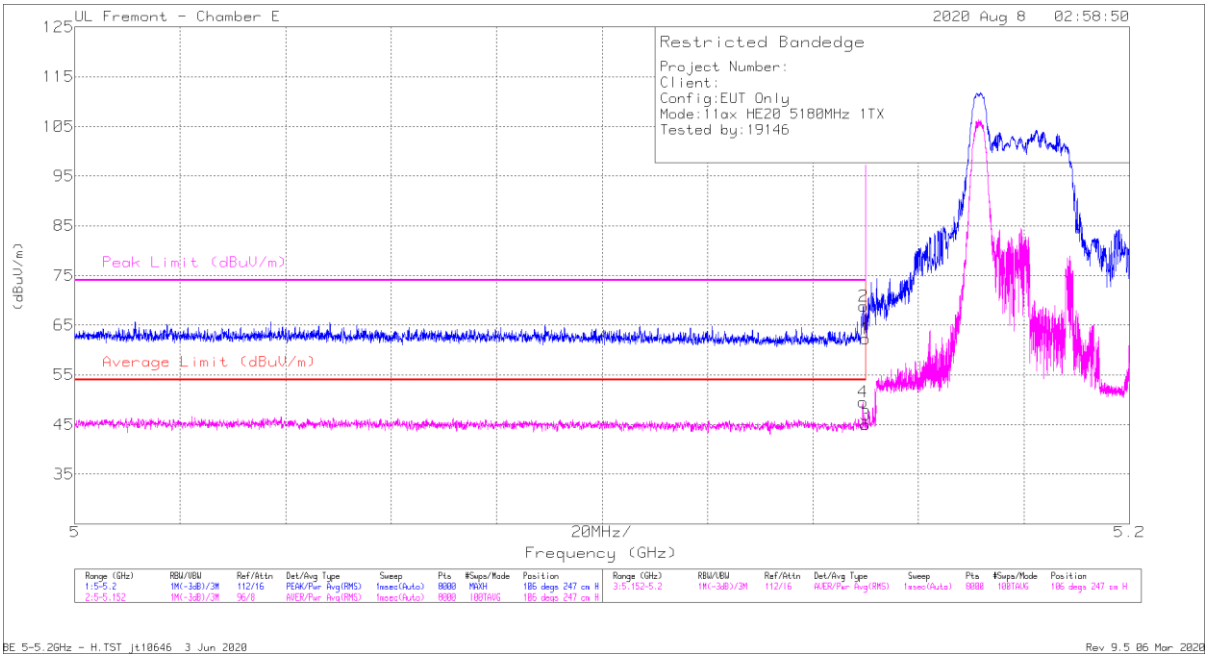

Marker	Frequency (GHz)	Meter Reading (dBuV)	Det	AF T712 (dB/m)	Amp/Cbl/Fltr/Pad (dB)	Corrected Reading (dBuV/m)	Average Limit (dBuV/m)	Margin (dB)	Peak Limit (dBuV/m)	PK Margin (dB)	Azimuth (Degs)	Height (cm)	Polarity
1	* 5.14999	44.93	Pk	34.3	-16.9	62.33	-	-	74	-11.67	106	247	H
2	* 5.14957	51.39	Pk	34.3	-16.9	68.79	-	-	74	-5.21	106	247	H
3	* 5.14998	27.58	RMS	34.3	-16.9	44.98	54	-9.02	-	-	106	247	H
4	* 5.14943	32.15	RMS	34.3	-16.9	49.55	54	-4.45	-	-	106	247	H

* - indicates frequency in CFR47 Pt 15 / IC RSS-Restricted Band
Pk - Peak detector
RMS - RMS detection

UL VERIFICATION SERVICES INC.
47173 Benicia Street, Fremont, CA 94538; USA TEL:(510) 319-4000 FAX:(510) 661-0888
This report shall not be reproduced except in full, without the written approval of UL Verification Services Inc.

VERTICAL RESULT

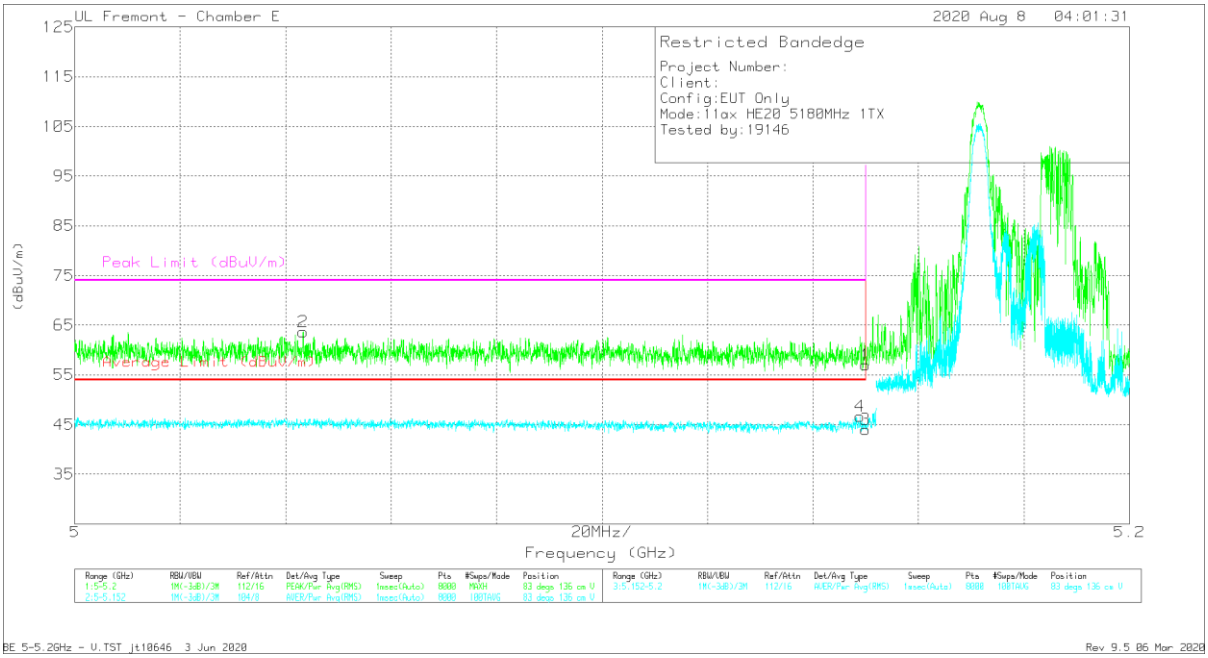

Marker	Frequency (GHz)	Meter Reading (dBuV)	Det	AF T712 (dB/m)	Amp/Cbl/Fltr/Pad (dB)	Corrected Reading (dBuV/m)	Average Limit (dBuV/m)	Margin (dB)	Peak Limit (dBuV/m)	PK Margin (dB)	Azimuth (Degs)	Height (cm)	Polarity
1	* 5.14999	39.55	Pk	34.3	-16.9	56.95	-	-	74	-17.05	83	136	V
2	* 5.04331	45.95	Pk	34.2	-16.5	63.65	-	-	74	-10.35	83	136	V
3	* 5.14998	26.56	RMS	34.3	-16.9	43.96	54	-10.04	-	-	83	136	V
4	* 5.1489	29.31	RMS	34.3	-16.9	46.71	54	-7.29	-	-	83	136	V

* - indicates frequency in CFR47 Pt 15 / IC RSS-Restricted Band
Pk - Peak detector
RMS - RMS detection

UL VERIFICATION SERVICES INC.
47173 Benicia Street, Fremont, CA 94538; USA TEL:(510) 319-4000 FAX:(510) 661-0888
This report shall not be reproduced except in full, without the written approval of UL Verification Services Inc.

ANTENNA 5 – 242 Tones, RU Index 61

BANDEDGE (LOW CHANNEL)

HORIZONTAL RESULT

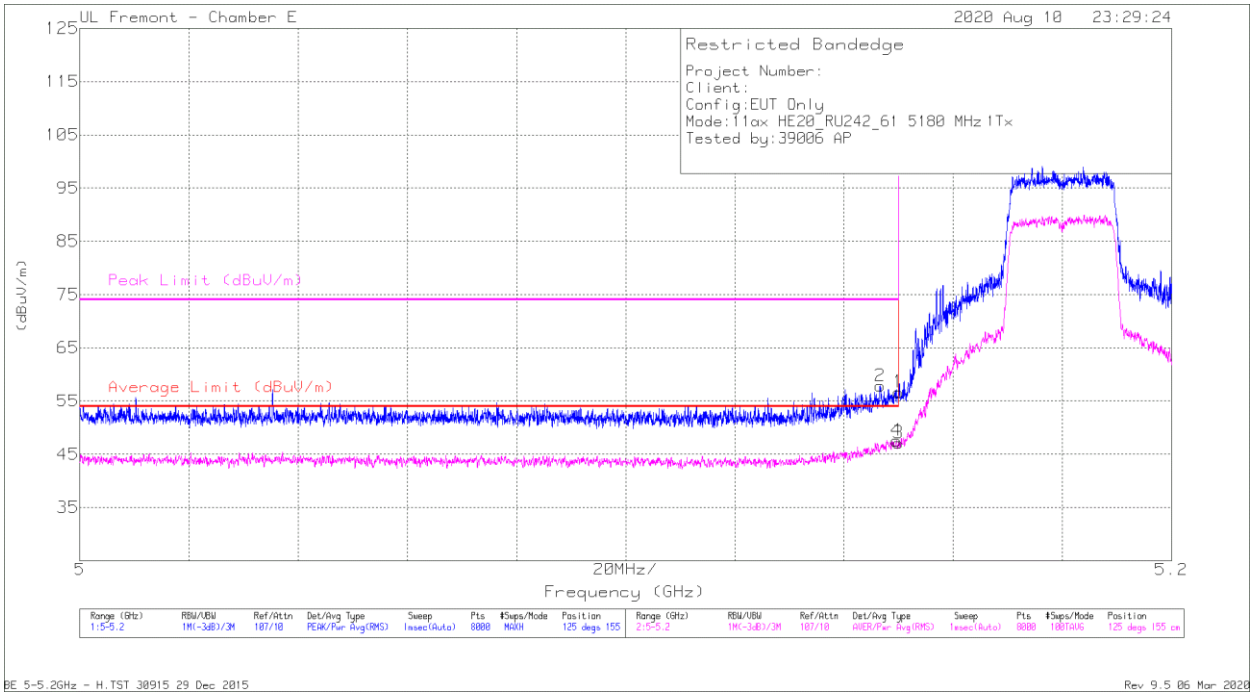

Marker	Frequency (GHz)	Meter Reading (dBuV)	Det	AF T712 (dB/m)	Amp/Cbl/Fltr/Pad (dB)	Corrected Reading (dBuV/m)	Average Limit (dBuV/m)	Margin (dB)	Peak Limit (dBuV/m)	PK Margin (dB)	Azimuth (Degs)	Height (cm)	Polarity
1	* 5.14999	44.67	Pk	34.3	-22.3	56.67	-	-	74	-17.33	125	155	H
2	* 5.14664	45.84	Pk	34.3	-22.3	57.84	-	-	74	-16.16	125	155	H
3	* 5.14999	35.12	RMS	34.3	-22.3	47.12	54	-6.88	-	-	125	155	H
4	* 5.14959	35.56	RMS	34.3	-22.3	47.56	54	-6.44	-	-	125	155	H

* - indicates frequency in CFR47 Pt 15 / IC RSS-Restricted Band
Pk - Peak detector
RMS - RMS detection

UL VERIFICATION SERVICES INC.
47173 Benicia Street, Fremont, CA 94538; USA TEL:(510) 319-4000 FAX:(510) 661-0888
This report shall not be reproduced except in full, without the written approval of UL Verification Services Inc.

VERTICAL RESULT

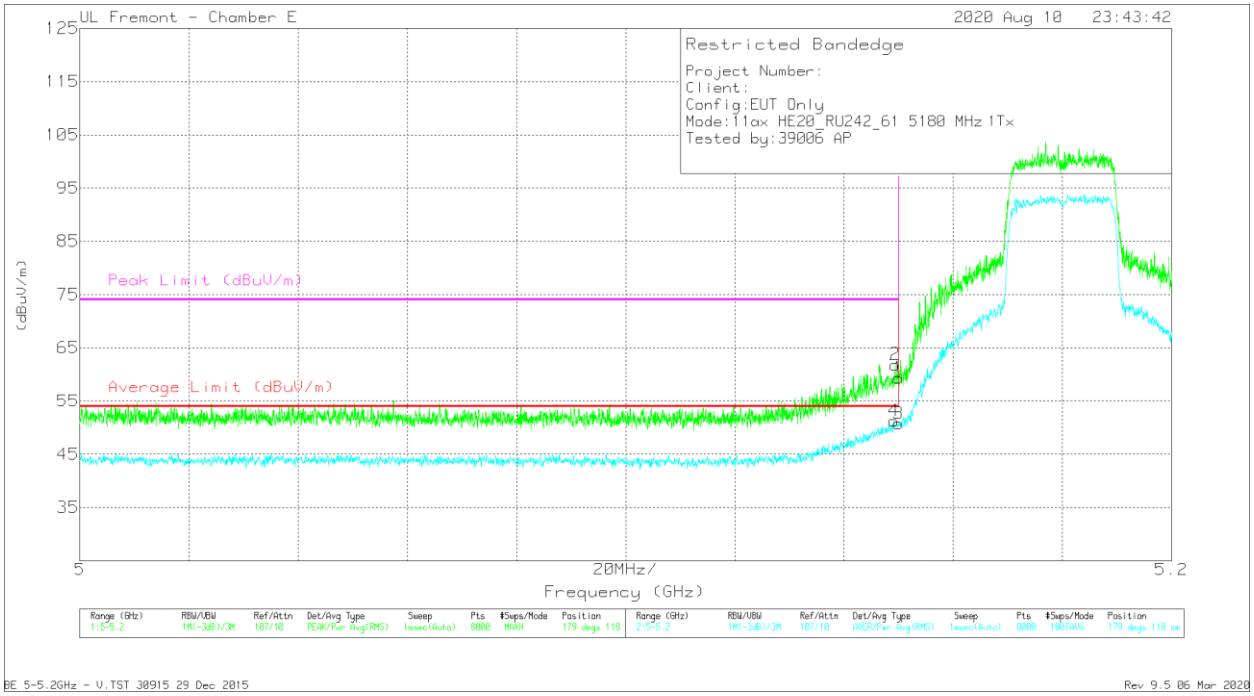

Marker	Frequency (GHz)	Meter Reading (dBuV)	Det	AF T712 (dB/m)	Amp/Cbl/Fltr/Pad (dB)	Corrected Reading (dBuV/m)	Average Limit (dBuV/m)	Margin (dB)	Peak Limit (dBuV/m)	PK Margin (dB)	Azimuth (Degs)	Height (cm)	Polarity
1	* 5.14999	47.32	Pk	34.3	-22.3	59.32	-	-	74	-14.68	179	118	V
2	* 5.14934	49.82	Pk	34.3	-22.3	61.82	-	-	74	-12.18	179	118	V
3	* 5.14999	38.76	RMS	34.3	-22.3	50.76	54	-3.24	-	-	179	118	V
4	* 5.14914	39.25	RMS	34.3	-22.3	51.25	54	-2.75	-	-	179	118	V

* - indicates frequency in CFR47 Pt 15 / IC RSS-Restricted Band
Pk - Peak detector
RMS - RMS detection

UL VERIFICATION SERVICES INC.
47173 Benicia Street, Fremont, CA 94538; USA TEL:(510) 319-4000 FAX:(510) 661-0888
This report shall not be reproduced except in full, without the written approval of UL Verification Services Inc.

ANTENNA 5 – 26 Tones, RU Index 0

BANDEDGE (LOW CHANNEL)

HORIZONTAL RESULT

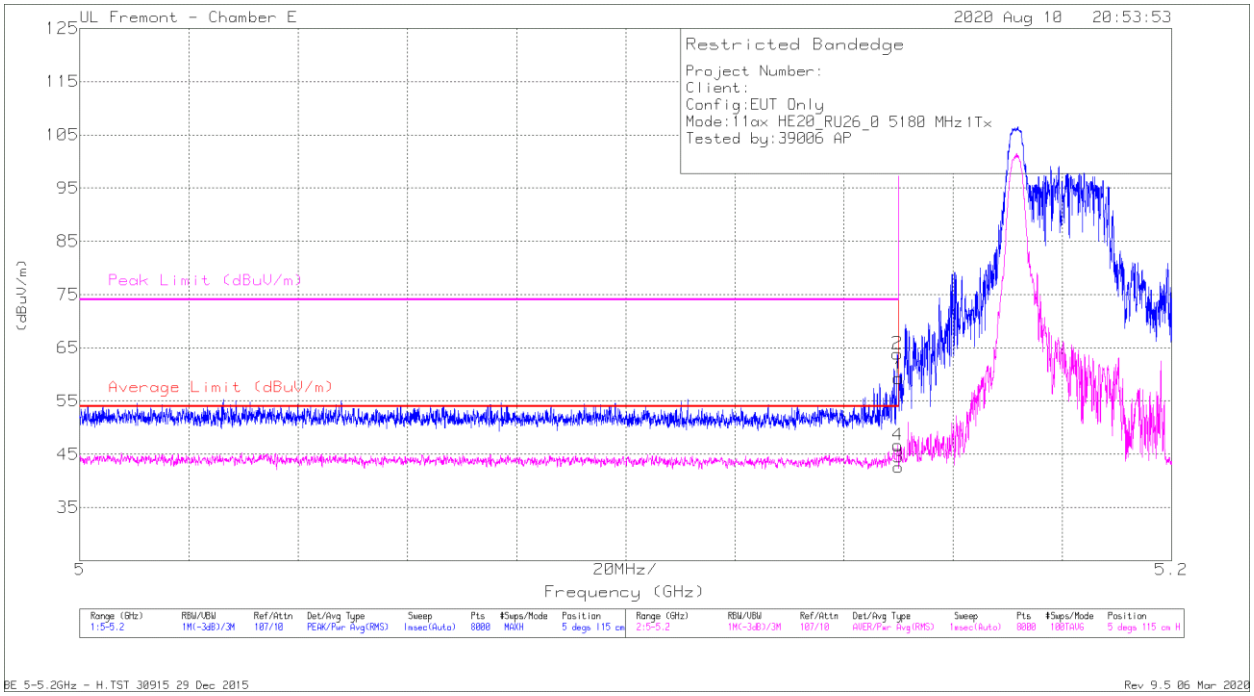

Marker	Frequency (GHz)	Meter Reading (dBuV)	Det	AF T712 (dB/m)	Amp/Cbl/Fltr/Pad (dB)	Corrected Reading (dBuV/m)	Average Limit (dBuV/m)	Margin (dB)	Peak Limit (dBuV/m)	PK Margin (dB)	Azimuth (Degs)	Height (cm)	Polarity
1	* 5.14999	47.28	Pk	34.3	-22.3	59.28	-	-	74	-14.72	5	115	H
2	* 5.14977	51.89	Pk	34.3	-22.3	63.89	-	-	74	-10.11	5	115	H
3	* 5.14999	30.59	RMS	34.3	-22.3	42.59	54	-11.41	-	-	5	115	H
4	* 5.14982	34.69	RMS	34.3	-22.3	46.69	54	-7.31	-	-	5	115	H

* - indicates frequency in CFR47 Pt 15 / IC RSS-Restricted Band
Pk - Peak detector
RMS - RMS detection

UL VERIFICATION SERVICES INC.
47173 Benicia Street, Fremont, CA 94538; USA TEL:(510) 319-4000 FAX:(510) 661-0888
This report shall not be reproduced except in full, without the written approval of UL Verification Services Inc.

VERTICAL RESULT

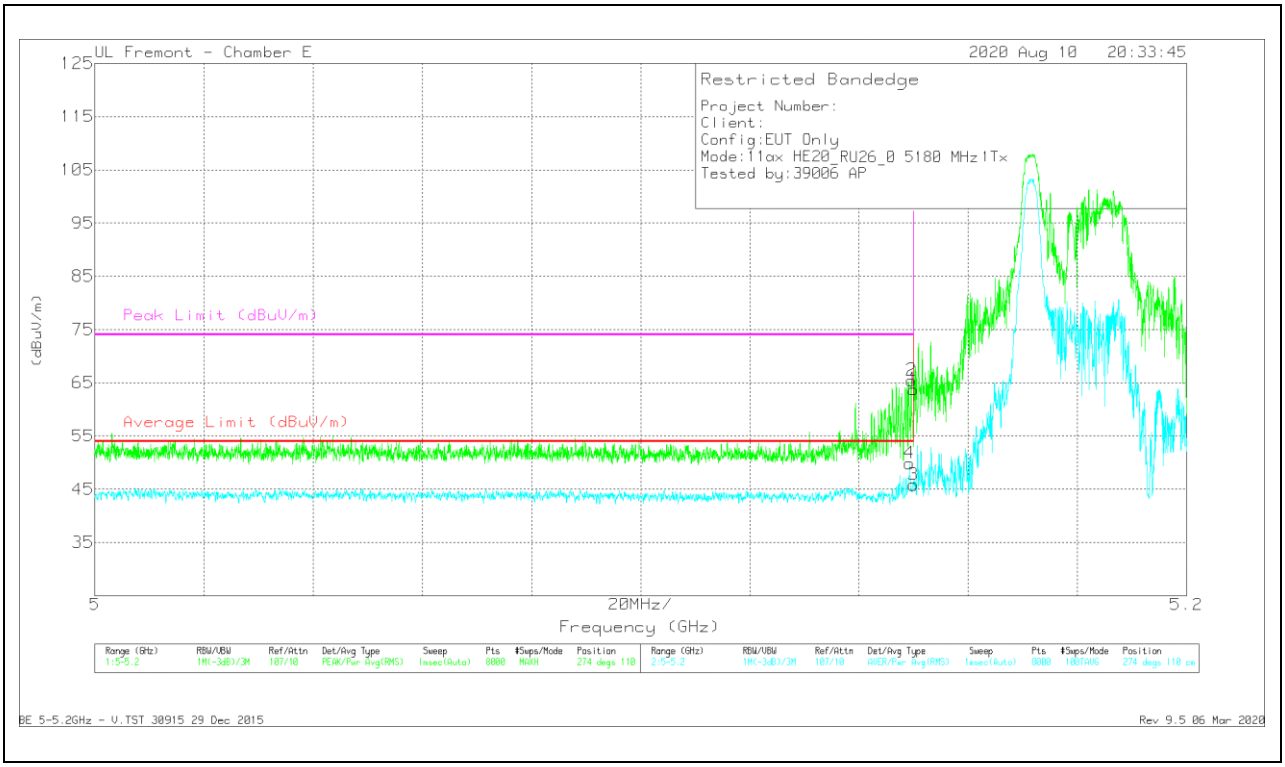

Marker	Frequency (GHz)	Meter Reading (dBuV)	Det	AF T712 (dB/m)	Amp/Cbl/Fltr/Pad (dB)	Corrected Reading (dBuV/m)	Average Limit (dBuV/m)	Margin (dB)	Peak Limit (dBuV/m)	PK Margin (dB)	Azimuth (Degs)	Height (cm)	Polarity
4	* 5.14924	37.87	RMS	34.3	-22.3	49.87	54	-4.13	-	-	274	110	V
2	* 5.14957	53.45	Pk	34.3	-22.3	65.45	-	-	74	-8.55	274	110	V
1	* 5.14999	51.75	Pk	34.3	-22.3	63.75	-	-	74	-10.25	274	110	V
3	* 5.14999	33.85	RMS	34.3	-22.3	45.85	54	-8.15	-	-	274	110	V

* - indicates frequency in CFR47 Pt 15 / IC RSS-Restricted Band
Pk - Peak detector
RMS - RMS detection

UL VERIFICATION SERVICES INC.
47173 Benicia Street, Fremont, CA 94538; USA TEL:(510) 319-4000 FAX:(510) 661-0888
This report shall not be reproduced except in full, without the written approval of UL Verification Services Inc.

2TX ANTENNA 6 + ANTENNA 5 OFDMA MODE – 242 Tones, RU Index 61

BANDEDGE (LOW CHANNEL)

HORIZONTAL RESULT

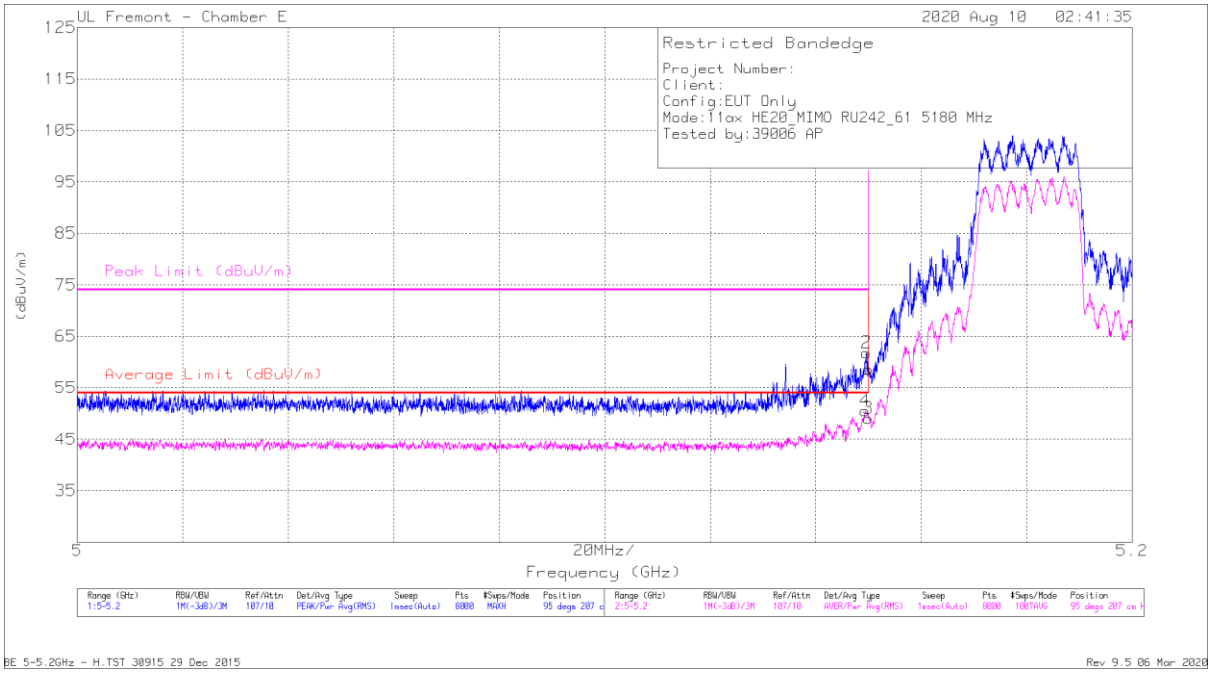

Marker	Frequency (GHz)	Meter Reading (dBuV)	Det	AF T712 (dB/m)	Amp/Cbl/Fltr/Pad (dB)	Corrected Reading (dBuV/m)	Average Limit (dBuV/m)	Margin (dB)	Peak Limit (dBuV/m)	PK Margin (dB)	Azimuth (Degs)	Height (cm)	Polarity
4	* 5.14939	38.53	RMS	34.3	-22.3	50.53	54	-3.47	-	-	95	207	H
2	* 5.14964	49.8	Pk	34.3	-22.3	61.8	-	-	74	-12.2	95	207	H
1	* 5.14999	46.6	Pk	34.3	-22.3	58.6	-	-	74	-15.4	95	207	H
3	* 5.14999	37.09	RMS	34.3	-22.3	49.09	54	-4.91	-	-	95	207	H

* - indicates frequency in CFR47 Pt 15 / IC RSS-Restricted Band
Pk - Peak detector
RMS - RMS detection

UL VERIFICATION SERVICES INC.
47173 Benicia Street, Fremont, CA 94538; USA TEL:(510) 319-4000 FAX:(510) 661-0888
This report shall not be reproduced except in full, without the written approval of UL Verification Services Inc.

VERTICAL RESULT

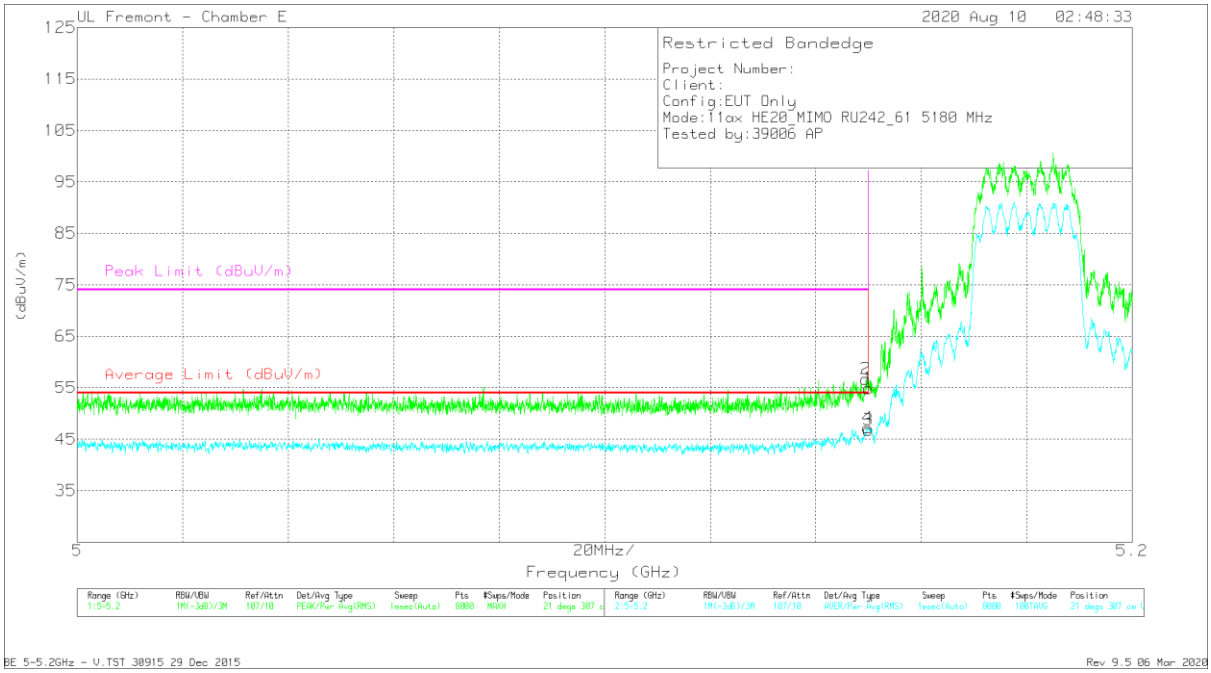

Marker	Frequency (GHz)	Meter Reading (dBuV)	Det	AF T712 (dB/m)	Amp/Cbl/Fltr/Pad (dB)	Corrected Reading (dBuV/m)	Average Limit (dBuV/m)	Margin (dB)	Peak Limit (dBuV/m)	PK Margin (dB)	Azimuth (Degs)	Height (cm)	Polarity
1	* 5.14999	42.88	Pk	34.3	-22.3	54.88	-	-	74	-19.12	21	307	V
2	* 5.14949	44.71	Pk	34.3	-22.3	56.71	-	-	74	-17.29	21	307	V
3	* 5.14999	34.81	RMS	34.3	-22.3	46.81	54	-7.19	-	-	21	307	V
4	* 5.14989	35.2	RMS	34.3	-22.3	47.2	54	-6.8	-	-	21	307	V

* - indicates frequency in CFR47 Pt 15 / IC RSS-Restricted Band
Pk - Peak detector
RMS - RMS detection

UL VERIFICATION SERVICES INC.
47173 Benicia Street, Fremont, CA 94538; USA TEL:(510) 319-4000 FAX:(510) 661-0888
This report shall not be reproduced except in full, without the written approval of UL Verification Services Inc.

HARMONICS AND SPURIOUS EMISSIONS

LOW CHANNEL RESULTS

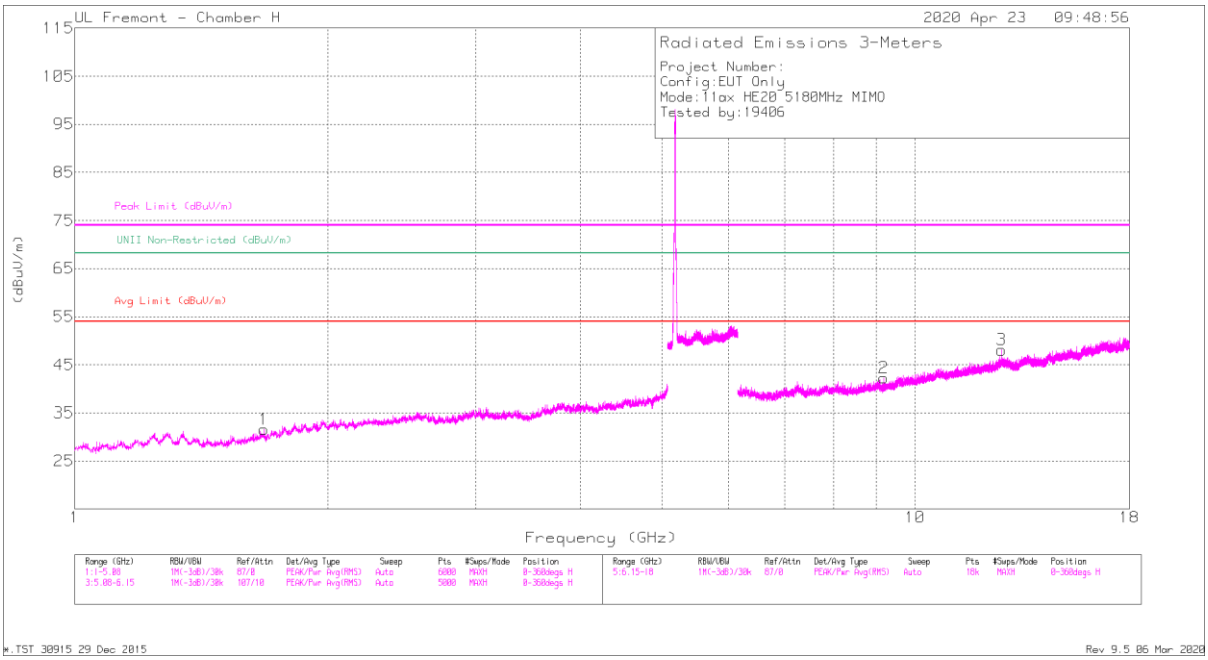

HORIZONTAL

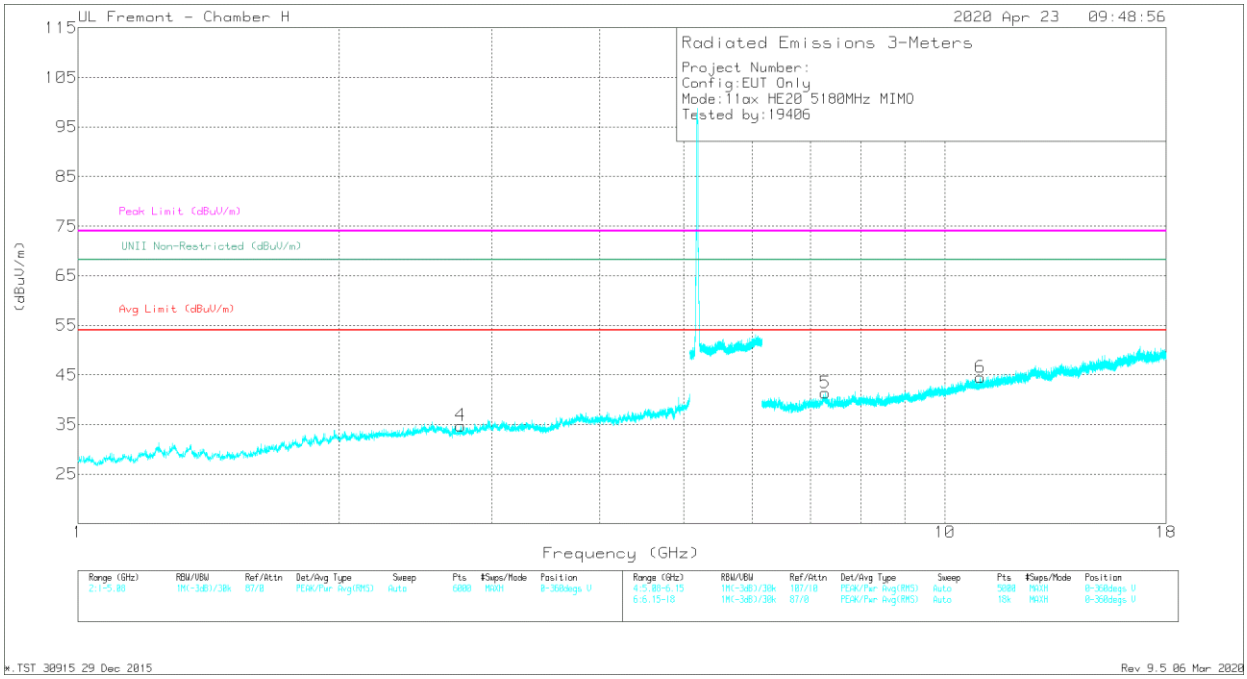

VERTICAL

UL VERIFICATION SERVICES INC.
47173 Benicia Street, Fremont, CA 94538; USA TEL:(510) 319-4000 FAX:(510) 661-0888
This report shall not be reproduced except in full, without the written approval of UL Verification Services Inc.

RADIATED EMISSIONS

Markers	Frequency (GHz)	Meter Reading (dBuV)	Det	AF T863 (dB/m)	Amp/Cbl/Fltr/Pad (dB)	Corrected Reading (dBuV/m)	Avg Limit (dBuV/m)	Margin (dB)	Peak Limit (dBuV/m)	PK Margin (dB)	Azimuth (Degs)	Height (cm)	Polarity
1	* 1.67823	43.86	PK-U	29	-34.2	38.66	-	-	74	-35.34	93	228	H
	* 1.67945	32.07	ADR	29	-34.2	26.87	54	-27.13	-	-	93	228	H
4	* 2.76537	43.68	PK-U	32.2	-33.7	42.18	-	-	74	-31.82	146	157	V
	* 2.76483	31.62	ADR	32.2	-33.7	30.12	54	-23.88	-	-	146	157	V
2	* 9.18264	38.11	PK-U	36.2	-26	48.31	-	-	74	-25.69	198	145	H
	* 9.18311	26.63	ADR	36.3	-26	36.93	54	-17.07	-	-	198	145	H
3	* 12.67911	36.9	PK-U	39.8	-23.6	53.1	-	-	74	-20.9	277	305	H
	* 12.68049	25.62	ADR	39.8	-23.6	41.82	54	-12.18	-	-	277	305	H
5	* 7.27936	38.45	PK-U	36	-26.9	47.55	-	-	74	-26.45	266	149	V
	* 7.27979	27.3	ADR	36	-26.9	36.4	54	-17.6	-	-	266	149	V
6	* 10.99803	36.93	PK-U	37.7	-24.2	50.43	-	-	74	-23.57	248	140	V
	* 10.99566	25.93	ADR	37.7	-24.2	39.43	54	-14.57	-	-	248	140	V

* - indicates frequency in CFR47 Pt 15 / IC RSS-Restricted Band
PK-U - U-NII: Maximum Peak
ADR - U-NII AD primary method, RMS average

UL VERIFICATION SERVICES INC.
47173 Benicia Street, Fremont, CA 94538; USA TEL:(510) 319-4000 FAX:(510) 661-0888
This report shall not be reproduced except in full, without the written approval of UL Verification Services Inc.

MID CHANNEL RESULTS

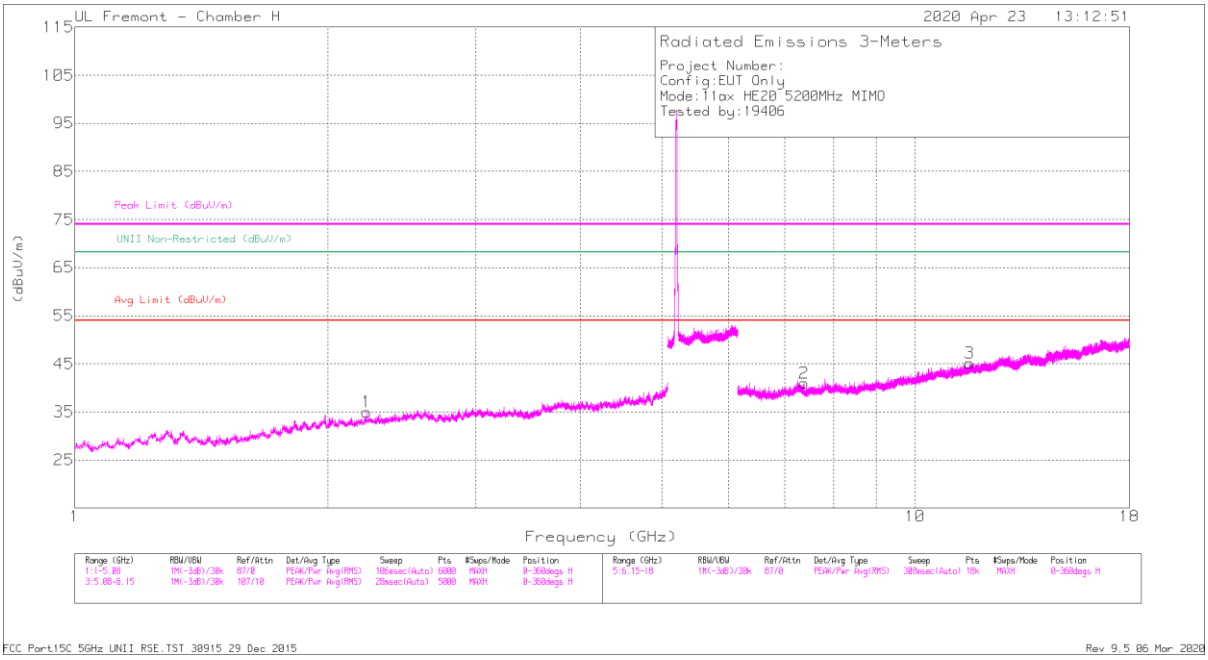

HORIZONTAL

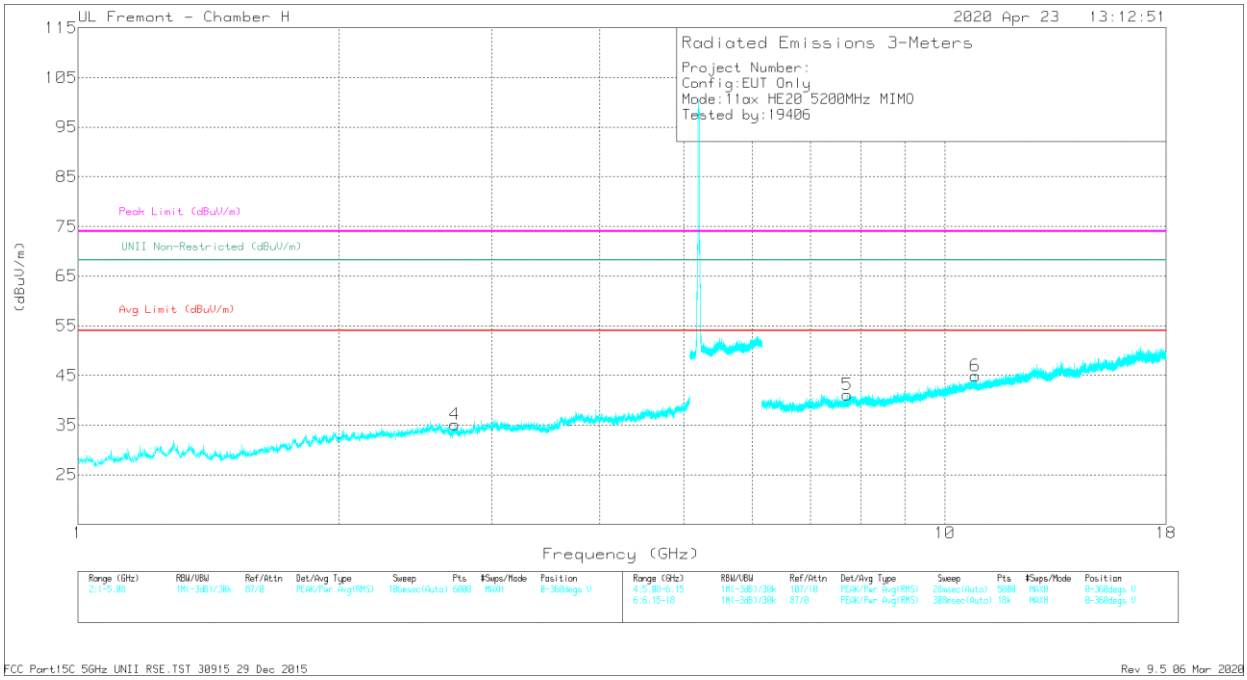

VERTICAL

UL VERIFICATION SERVICES INC.
47173 Benicia Street, Fremont, CA 94538; USA TEL:(510) 319-4000 FAX:(510) 661-0888
This report shall not be reproduced except in full, without the written approval of UL Verification Services Inc.

RADIATED EMISSIONS

Markers	Frequency (GHz)	Meter Reading (dBuV)	Det	AF T863 (dB/m)	Amp/Cbl/Fltr/Pad (dB)	Corrected Reading (dBuV/m)	Avg Limit (dBuV/m)	Margin (dB)	Peak Limit (dBuV/m)	PK Margin (dB)	Azimuth (Degs)	Height (cm)	Polarity
1	* 2.2251	42.87	PK-U	31.8	-33.5	41.17	-	-	74	-32.83	185	134	H
	* 2.22441	31.3	ADR	31.8	-33.5	29.6	54	-24.4	-	-	185	134	H
4	* 2.71911	43.04	PK-U	32.1	-33.3	41.84	-	-	74	-32.16	240	156	V
	* 2.71888	31.5	ADR	32.1	-33.3	30.3	54	-23.7	-	-	240	156	V
2	* 7.38637	39.39	PK-U	36.1	-28.6	46.89	-	-	74	-27.11	172	230	H
	* 7.3873	28.3	ADR	36.1	-28.6	35.8	54	-18.2	-	-	172	230	H
3	* 11.61298	37.21	PK-U	38.3	-23.5	52.01	-	-	74	-21.99	79	271	H
	* 11.61039	25.78	ADR	38.3	-23.6	40.48	54	-13.52	-	-	79	271	H
5	* 7.71612	39.12	PK-U	36.2	-28.1	47.22	-	-	74	-26.78	204	175	V
	* 7.71595	28.21	ADR	36.2	-28.1	36.31	54	-17.69	-	-	204	175	V
6	* 10.83915	37.11	PK-U	37.6	-23.9	50.81	-	-	74	-23.19	148	248	V
	* 10.84056	25.88	ADR	37.6	-23.9	39.58	54	-14.42	-	-	148	248	V

* - indicates frequency in CFR47 Pt 15 / IC RSS-Restricted Band
PK-U - U-NII: Maximum Peak
ADR - U-NII AD primary method, RMS average

UL VERIFICATION SERVICES INC.
47173 Benicia Street, Fremont, CA 94538; USA TEL:(510) 319-4000 FAX:(510) 661-0888
This report shall not be reproduced except in full, without the written approval of UL Verification Services Inc.

HIGH CHANNEL RESULTS

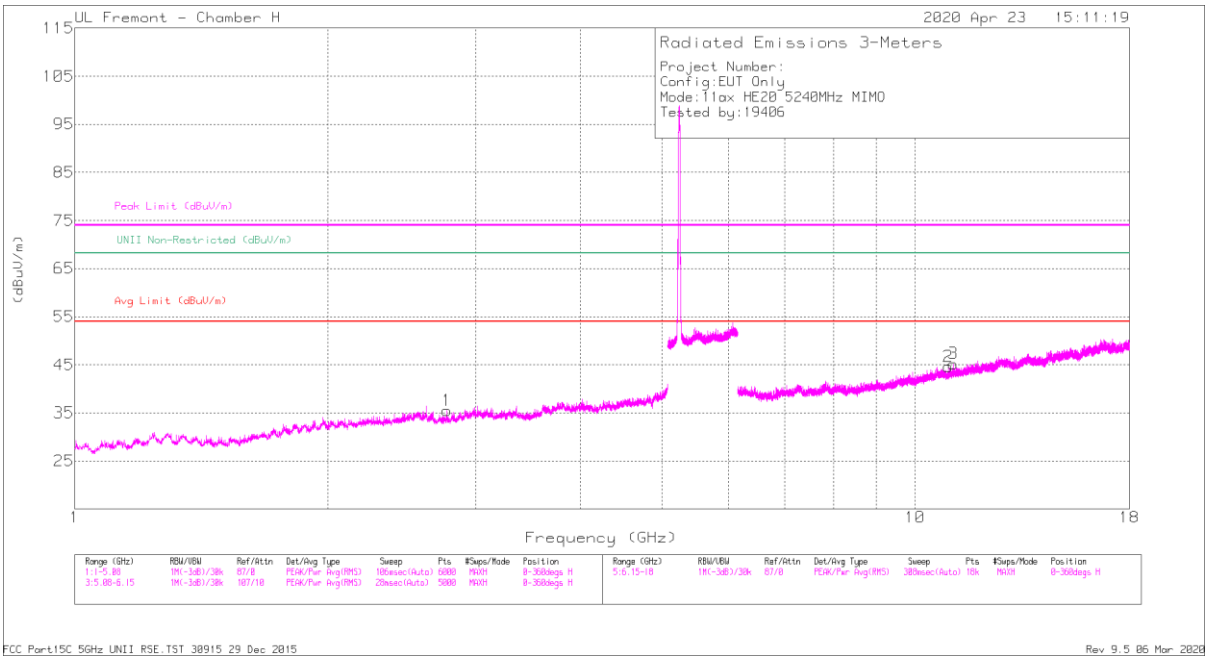

HORIZONTAL

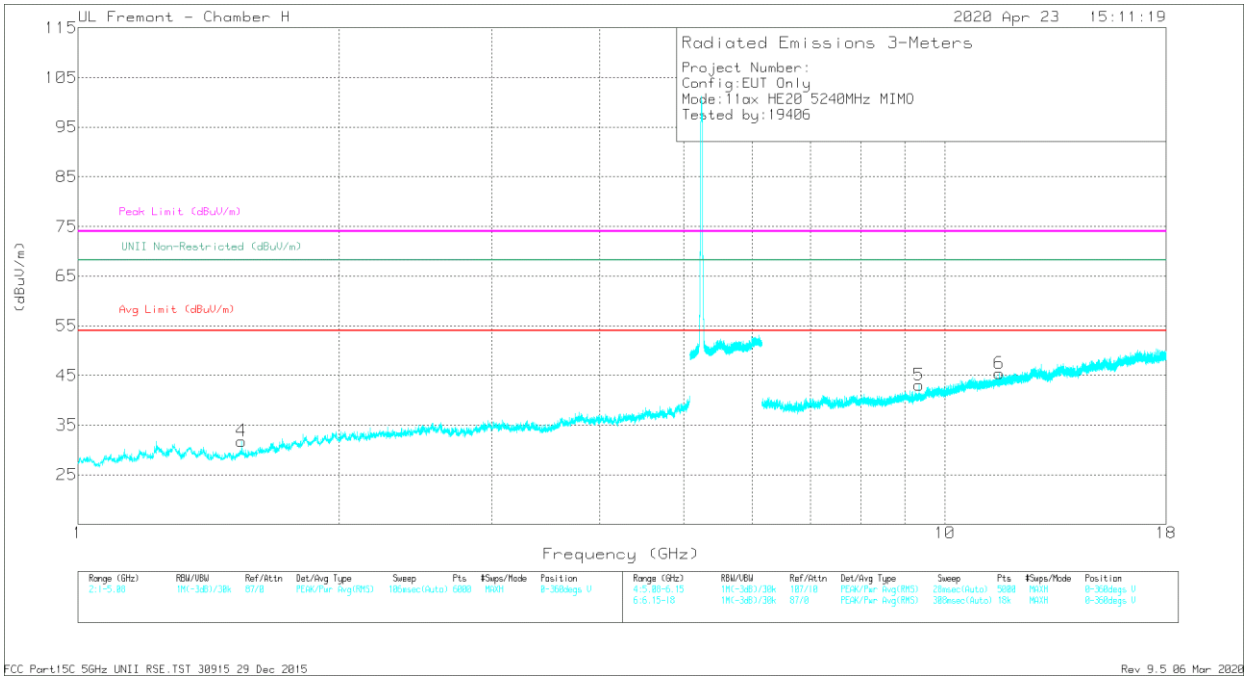

VERTICAL

UL VERIFICATION SERVICES INC.
47173 Benicia Street, Fremont, CA 94538; USA TEL:(510) 319-4000 FAX:(510) 661-0888
This report shall not be reproduced except in full, without the written approval of UL Verification Services Inc.

RADIATED EMISSIONS

Markers	Frequency (GHz)	Meter Reading (dBuV)	Det	AF T863 (dB/m)	Amp/Cbl/Fltr/Pad (dB)	Corrected Reading (dBuV/m)	Avg Limit (dBuV/m)	Margin (dB)	Peak Limit (dBuV/m)	PK Margin (dB)	Azimuth (Degs)	Height (cm)	Polarity
1	* 2.77083	43.18	PK-U	32.2	-33.7	41.68	-	-	74	-32.32	301	137	H
	* 2.77165	31.64	ADR	32.2	-33.7	30.14	54	-23.86	-	-	301	137	H
4	* 1.54379	44.62	PK-U	28.1	-34.6	38.12	-	-	74	-35.88	245	112	V
	* 1.54589	32.38	ADR	28.1	-34.5	25.98	54	-28.02	-	-	245	112	V
2	* 10.95184	37.52	PK-U	37.7	-24.4	50.82	-	-	74	-23.18	198	147	H
	* 10.95393	26.32	ADR	37.7	-24.4	39.62	54	-14.38	-	-	198	147	H
3	* 11.09961	36.75	PK-U	37.8	-24	50.55	-	-	74	-23.45	138	185	H
	* 11.10175	25.81	ADR	37.8	-24	39.61	54	-14.39	-	-	138	185	H
5	* 9.33333	37.27	PK-U	36.5	-25.6	48.17	-	-	74	-25.83	224	225	V
	* 9.33421	26.61	ADR	36.5	-25.6	37.51	54	-16.49	-	-	224	225	V
6	* 11.56553	37.2	PK-U	38.3	-23.9	51.6	-	-	74	-22.4	159	172	V
	* 11.56369	26.06	ADR	38.3	-24	40.36	54	-13.64	-	-	159	172	V

* - indicates frequency in CFR47 Pt 15 / IC RSS-Restricted Band
PK-U - U-NII: Maximum Peak
ADR - U-NII AD primary method, RMS average

UL VERIFICATION SERVICES INC.
47173 Benicia Street, Fremont, CA 94538; USA TEL:(510) 319-4000 FAX:(510) 661-0888
This report shall not be reproduced except in full, without the written approval of UL Verification Services Inc.

2TX ANTENNA 6 + ANTENNA 5 OFDMA MODE – 26 Tones, RU Index 0

BANDEDGE (LOW CHANNEL)

HORIZONTAL RESULT

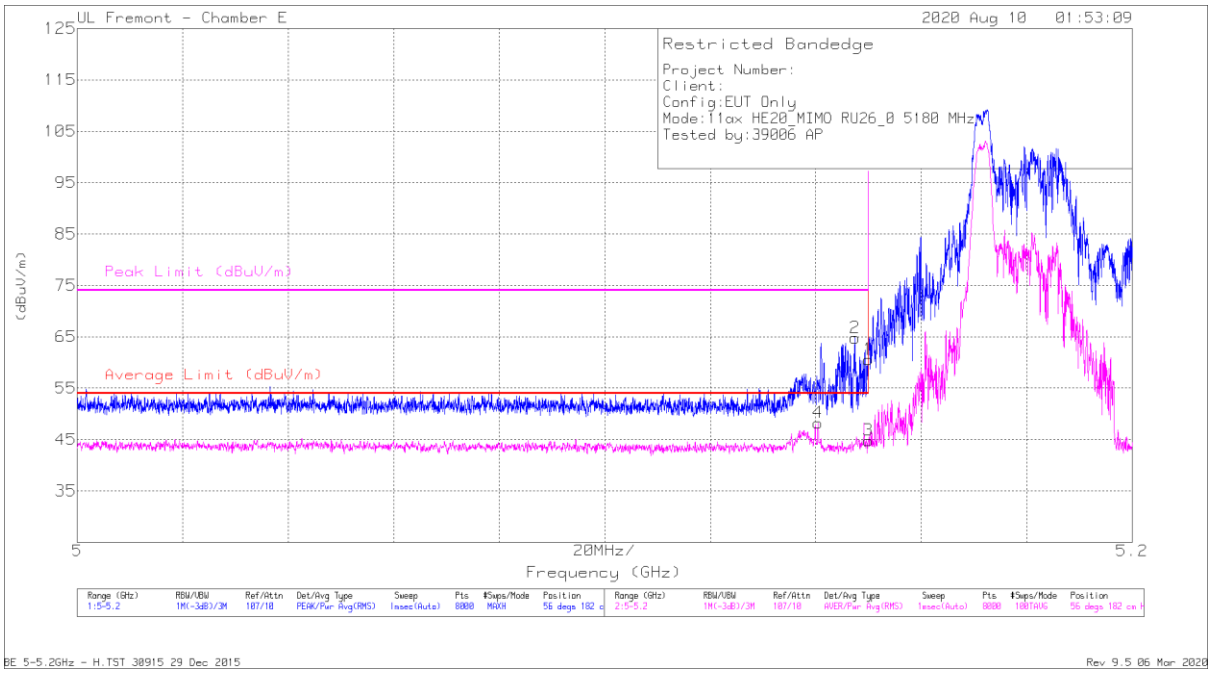

Marker	Frequency (GHz)	Meter Reading (dBuV)	Det	AF T712 (dB/m)	Amp/Cbl/Fltr/Pad (dB)	Corrected Reading (dBuV/m)	Average Limit (dBuV/m)	Margin (dB)	Peak Limit (dBuV/m)	PK Margin (dB)	Azimuth (Degs)	Height (cm)	Polarity
1	* 5.14999	48.58	Pk	34.3	-22.3	60.58	-	-	74	-13.42	56	182	H
2	* 5.14742	52.79	Pk	34.3	-22.3	64.79	-	-	74	-9.21	56	182	H
3	* 5.14999	32.84	RMS	34.3	-22.3	44.84	54	-9.16	-	-	56	182	H
4	* 5.14039	36.27	RMS	34.3	-22.3	48.27	54	-5.73	-	-	56	182	H

* - indicates frequency in CFR47 Pt 15 / IC RSS-Restricted Band
Pk - Peak detector
RMS - RMS detection

UL VERIFICATION SERVICES INC.
47173 Benicia Street, Fremont, CA 94538; USA TEL:(510) 319-4000 FAX:(510) 661-0888
This report shall not be reproduced except in full, without the written approval of UL Verification Services Inc.

VERTICAL RESULT

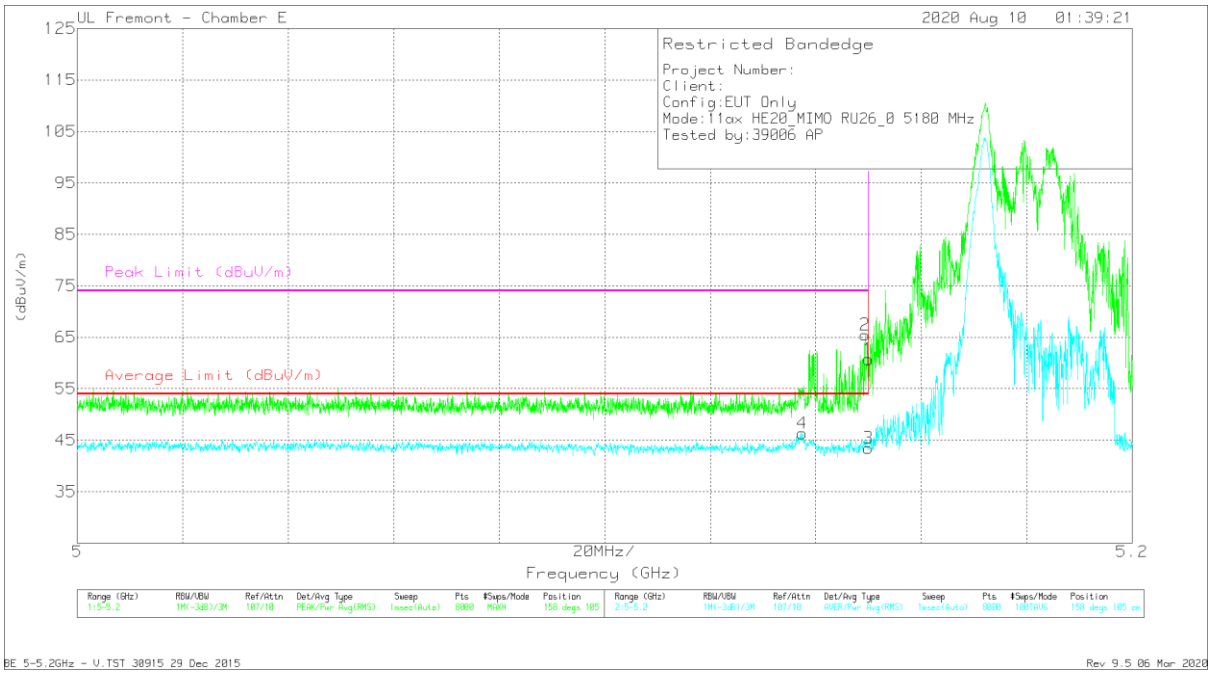

Marker	Frequency (GHz)	Meter Reading (dBuV)	Det	AF T712 (dB/m)	Amp/Cbl/Fltr/Pad (dB)	Corrected Reading (dBuV/m)	Average Limit (dBuV/m)	Margin (dB)	Peak Limit (dBuV/m)	PK Margin (dB)	Azimuth (Degs)	Height (cm)	Polarity
4	* 5.13749	34.22	RMS	34.4	-22.3	46.32	54	-7.68	-	-	158	105	V
2	* 5.14934	53.46	Pk	34.3	-22.3	65.46	-	-	74	-8.54	158	105	V
1	* 5.14999	48.76	Pk	34.3	-22.3	60.76	-	-	74	-13.24	158	105	V
3	* 5.14999	31.45	RMS	34.3	-22.3	43.45	54	-10.55	-	-	158	105	V

* - indicates frequency in CFR47 Pt 15 / IC RSS-Restricted Band
Pk - Peak detector
RMS - RMS detection

UL VERIFICATION SERVICES INC.
47173 Benicia Street, Fremont, CA 94538; USA TEL:(510) 319-4000 FAX:(510) 661-0888
This report shall not be reproduced except in full, without the written approval of UL Verification Services Inc.

HARMONICS AND SPURIOUS EMISSIONS

LOW CHANNEL RESULTS

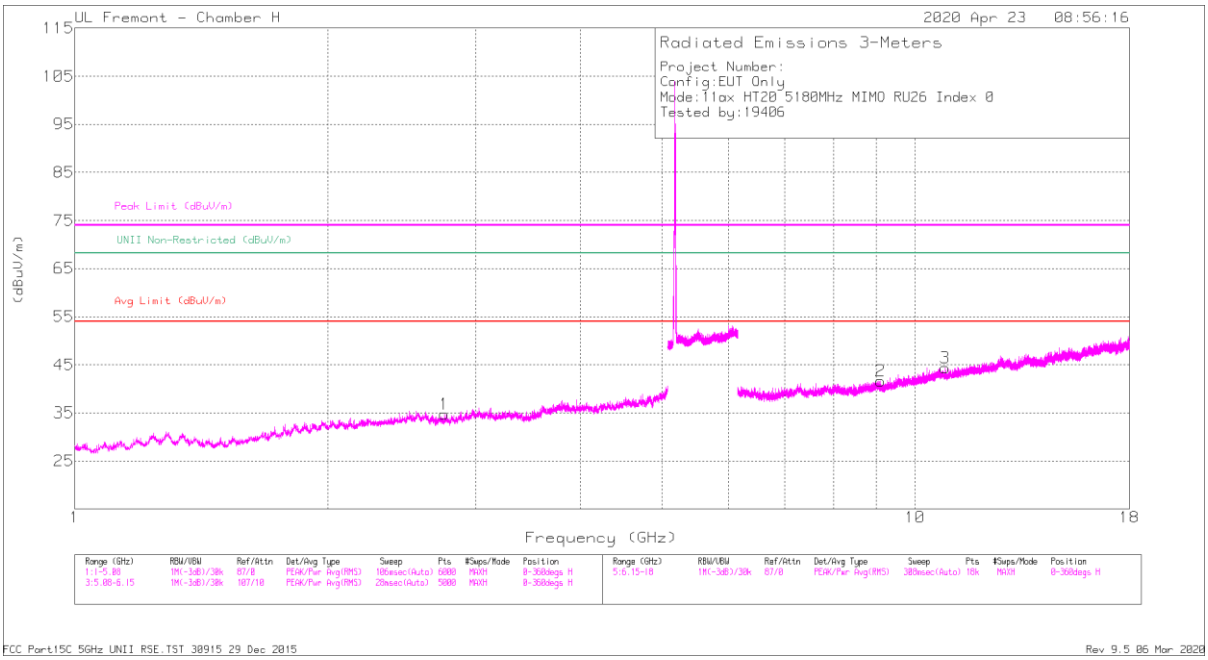

HORIZONTAL

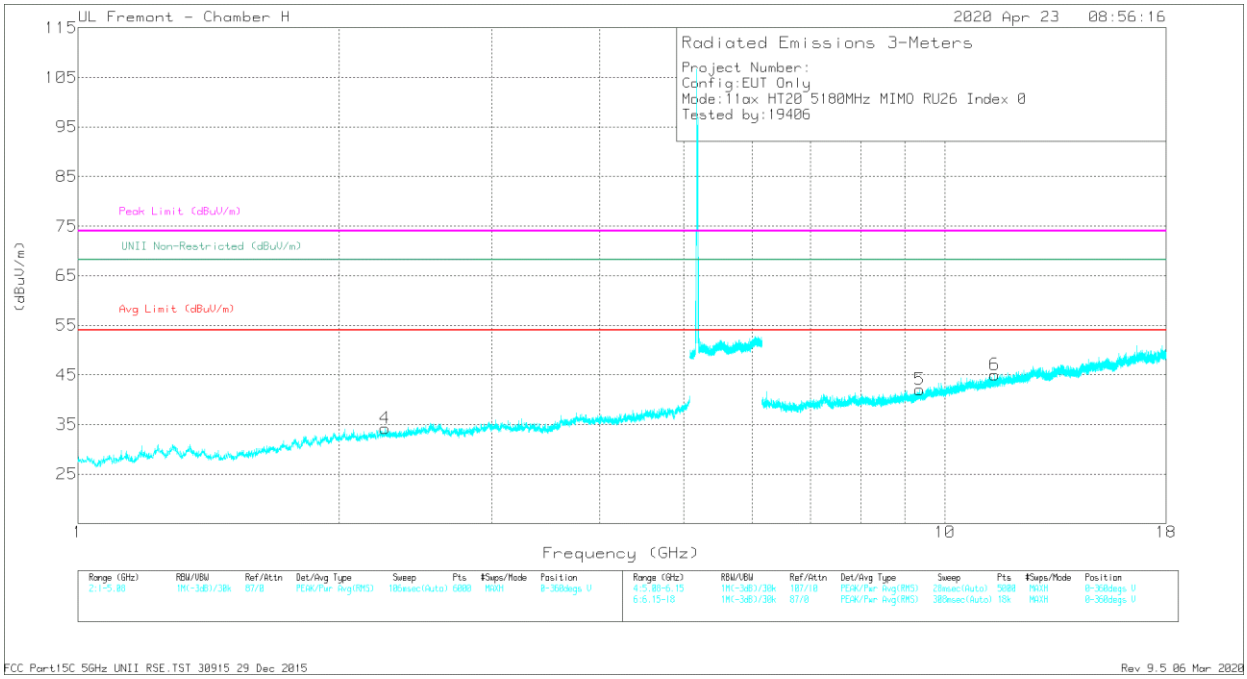

VERTICAL

UL VERIFICATION SERVICES INC.
47173 Benicia Street, Fremont, CA 94538; USA TEL:(510) 319-4000 FAX:(510) 661-0888
This report shall not be reproduced except in full, without the written approval of UL Verification Services Inc.

RADIATED EMISSIONS

Marker	Frequency (GHz)	Meter Reading (dBuV)	Det	AF T863 (dB/m)	Amp/Cbl/Fltr/Pad (dB)	Corrected Reading (dBuV/m)	Avg Limit (dBuV/m)	Margin (dB)	Peak Limit (dBuV/m)	PK Margin (dB)	Azimuth (Degs)	Height (cm)	Polarity
1	* 2.7533	42.89	PK-U	32.2	-33.7	41.39	-	-	74	-32.61	303	142	H
	* 2.7543	31.2	ADR	32.2	-33.7	29.7	54	-24.3	-	-	303	142	H
4	* 2.26122	43	PK-U	31.9	-33.8	41.1	-	-	74	-32.9	240	164	V
	* 2.26326	31.53	ADR	31.9	-33.8	29.63	54	-24.37	-	-	240	164	V
2	* 9.10033	38.59	PK-U	36.3	-26	48.89	-	-	74	-25.11	218	206	H
	* 9.10151	26.62	ADR	36.2	-26	36.82	54	-17.18	-	-	218	206	H
3	* 10.86566	36.68	PK-U	37.6	-24	50.28	-	-	74	-23.72	262	149	H
	* 10.86466	25.93	ADR	37.6	-24	39.53	54	-14.47	-	-	262	149	H
5	* 9.36137	37.56	PK-U	36.5	-25.7	48.36	-	-	74	-25.64	154	227	V
	* 9.36122	26.46	ADR	36.5	-25.7	37.26	54	-16.74	-	-	154	227	V
6	* 11.41694	37.18	PK-U	38.1	-23.8	51.48	-	-	74	-22.52	35	144	V
	* 11.41682	25.89	ADR	38.1	-23.8	40.19	54	-13.81	-	-	35	144	V

* - indicates frequency in CFR47 Pt 15 / IC RSS-Restricted Band
PK-U - U-NII: Maximum Peak
ADR - U-NII AD primary method, RMS average

UL VERIFICATION SERVICES INC.
47173 Benicia Street, Fremont, CA 94538; USA TEL:(510) 319-4000 FAX:(510) 661-0888
This report shall not be reproduced except in full, without the written approval of UL Verification Services Inc.

MID CHANNEL RESULTS

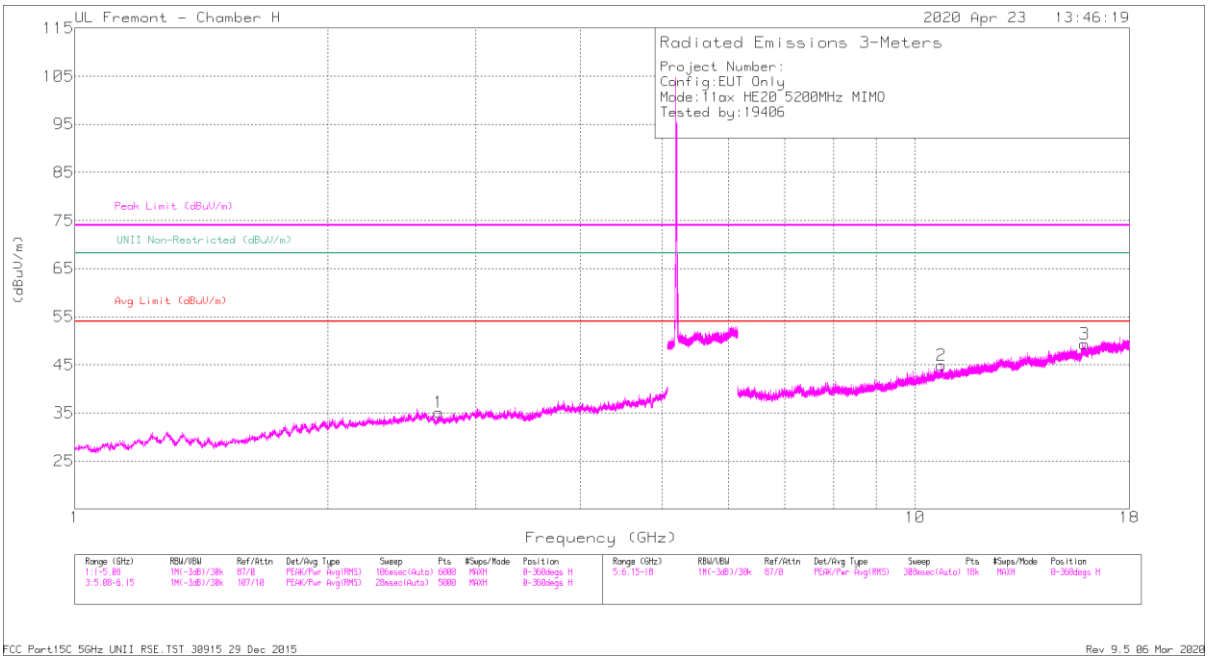

HORIZONTAL

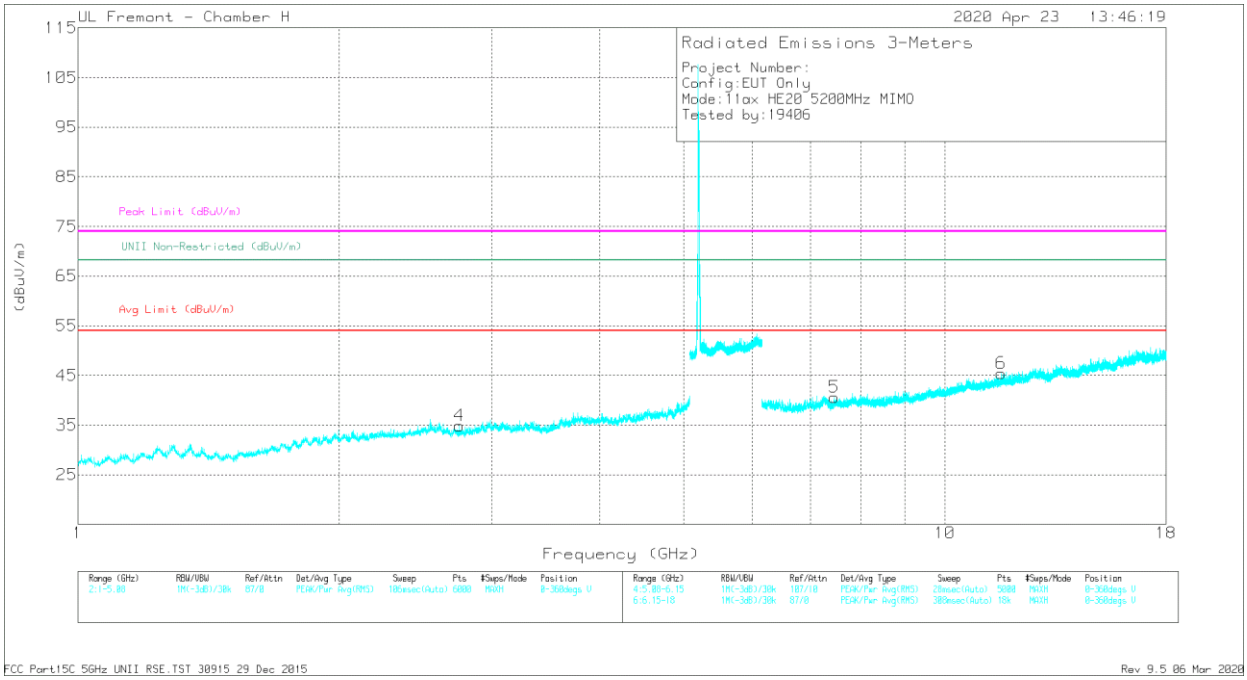

VERTICAL

UL VERIFICATION SERVICES INC.
47173 Benicia Street, Fremont, CA 94538; USA TEL:(510) 319-4000 FAX:(510) 661-0888
This report shall not be reproduced except in full, without the written approval of UL Verification Services Inc.

RADIATED EMISSIONS

Markers	Frequency (GHz)	Meter Reading (dBuV)	Det	AF T863 (dB/m)	Amp/Cbl/Fltr/Pad (dB)	Corrected Reading (dBuV/m)	Avg Limit (dBuV/m)	Margin (dB)	Peak Limit (dBuV/m)	PK Margin (dB)	Azimuth (Degs)	Height (cm)	Polarity
1	* 2.7111	42.91	PK-U	32.1	-33.2	41.81	-	-	74	-32.19	37	225	H
	* 2.71011	31.25	ADR	32.1	-33.2	30.15	54	-23.85	-	-	37	225	H
4	* 2.75326	43.53	PK-U	32.2	-33.7	42.03	-	-	74	-31.97	127	136	V
	* 2.75065	31.24	ADR	32.2	-33.6	29.84	54	-24.16	-	-	127	136	V
2	* 10.75842	37.32	PK-U	37.6	-23.7	51.22	-	-	74	-22.78	197	220	H
	* 10.7606	25.73	ADR	37.6	-23.7	39.63	54	-14.37	-	-	197	220	H
3	* 15.92	36.21	PK-U	41.3	-22.3	55.21	-	-	74	-18.79	143	127	H
	* 15.91992	25.47	ADR	41.3	-22.3	44.47	54	-9.53	-	-	143	127	H
5	* 7.45175	39.25	PK-U	36.1	-28.2	47.15	-	-	74	-26.85	250	284	V
	* 7.45132	28.32	ADR	36.1	-28.2	36.22	54	-17.78	-	-	250	284	V
6	* 11.62179	36.51	PK-U	38.4	-23.5	51.41	-	-	74	-22.59	159	183	V
	* 11.62145	25.67	ADR	38.4	-23.5	40.57	54	-13.43	-	-	159	183	V

* - indicates frequency in CFR47 Pt 15 / IC RSS-Restricted Band
PK-U - U-NII: Maximum Peak
ADR - U-NII AD primary method, RMS average

UL VERIFICATION SERVICES INC.
47173 Benicia Street, Fremont, CA 94538; USA TEL:(510) 319-4000 FAX:(510) 661-0888
This report shall not be reproduced except in full, without the written approval of UL Verification Services Inc.

HIGH CHANNEL RESULTS

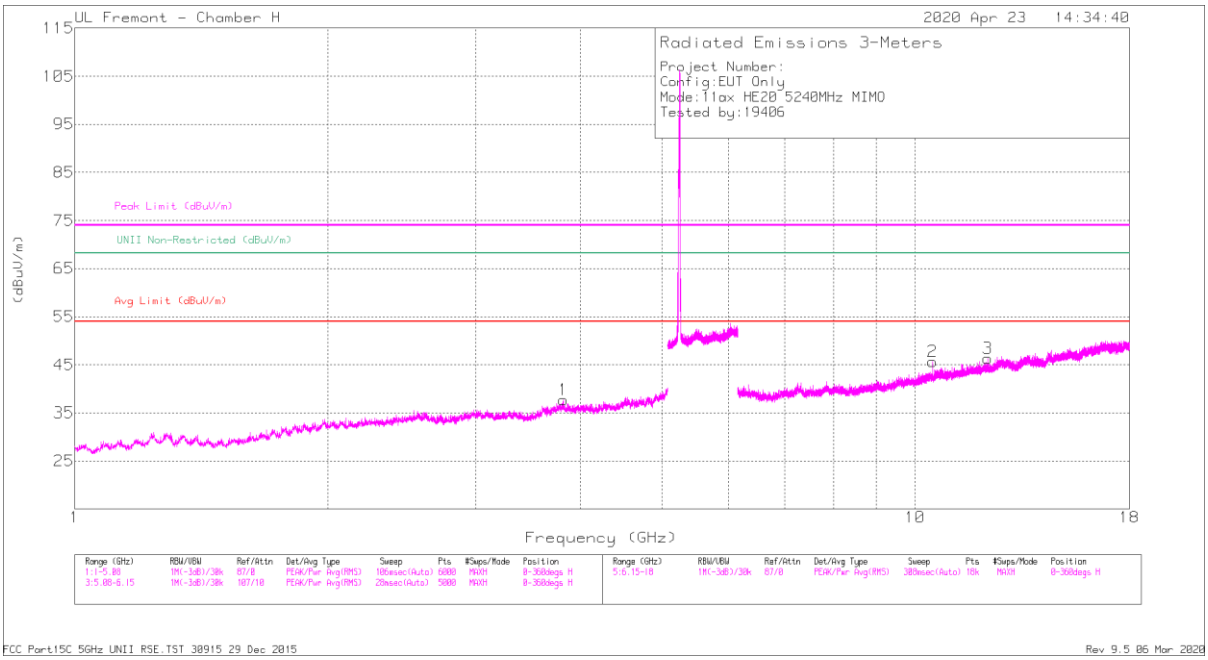

HORIZONTAL

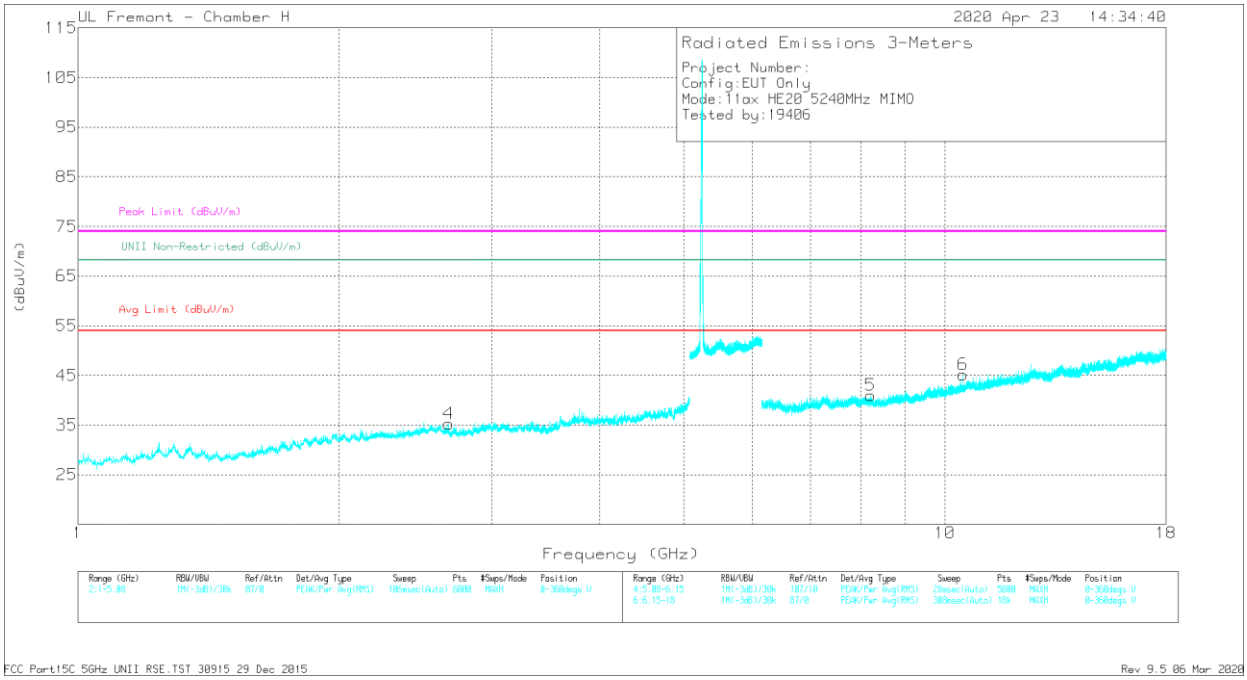

VERTICAL

UL VERIFICATION SERVICES INC.
47173 Benicia Street, Fremont, CA 94538; USA TEL:(510) 319-4000 FAX:(510) 661-0888
This report shall not be reproduced except in full, without the written approval of UL Verification Services Inc.

RADIATED EMISSIONS

Markers	Frequency (GHz)	Meter Reading (dBuV)	Det	AF T863 (dB/m)	Amp/Cbl/Fltr/Pad (dB)	Corrected Reading (dBuV/m)	Avg Limit (dBuV/m)	Margin (dB)	Peak Limit (dBuV/m)	PK Margin (dB)	UNII Non-Restricted (dBuV/m)	PK Margin (dB)	Azimuth (Degs)	Height (cm)	Polarity
1	* 3.81914	42.88	PK-U	33.6	-32	44.48	-	-	74	-29.52	-	-	65	223	H
	* 3.81833	31.67	ADR	33.6	-32	33.27	54	-20.73	-	-	-	-	65	223	H
4	* 2.67849	42.89	PK-U	32	-33	41.89	-	-	74	-32.11	-	-	159	169	V
	* 2.67836	31.1	ADR	32	-33	30.1	54	-23.9	-	-	-	-	159	169	V
3	* 12.21164	36.55	PK-U	39	-23.7	51.85	-	-	74	-22.15	-	-	87	216	H
	* 12.21247	26.01	ADR	39	-23.7	41.31	54	-12.69	-	-	-	-	87	216	H
5	* 8.20898	38.38	PK-U	36.1	-27	47.48	-	-	74	-26.52	-	-	195	232	V
	* 8.20596	26.99	ADR	36.1	-27	36.09	54	-17.91	-	-	-	-	195	232	V
6	10.4966	26.72	ADR	37.5	-24.4	39.82	-	-	-	-	-	-	155	144	H
	10.49665	37.86	PK-U	37.5	-24.4	50.96	-	-	-	-	68.2	-17.24	155	144	H
2	10.49675	28.78	ADR	37.5	-24.4	41.88	-	-	-	-	-	-	267	147	V
	10.49686	40.24	PK-U	37.5	-24.4	53.34	-	-	-	-	68.2	-14.86	267	147	V

* - indicates frequency in CFR47 Pt 15 / IC RSS-Restricted Band
PK-U - U-NII: Maximum Peak
ADR - U-NII AD primary method, RMS average

UL VERIFICATION SERVICES INC.
47173 Benicia Street, Fremont, CA 94538; USA TEL:(510) 319-4000 FAX:(510) 661-0888
This report shall not be reproduced except in full, without the written approval of UL Verification Services Inc.

1.1.5. TX ABOVE 1 GHz 802.11ax HE40 MODE IN THE 5.2 GHz BAND

ANTENNA 6 – 484 Tones, RU Index 65

BANDEDGE (LOW CHANNEL)

HORIZONTAL RESULT

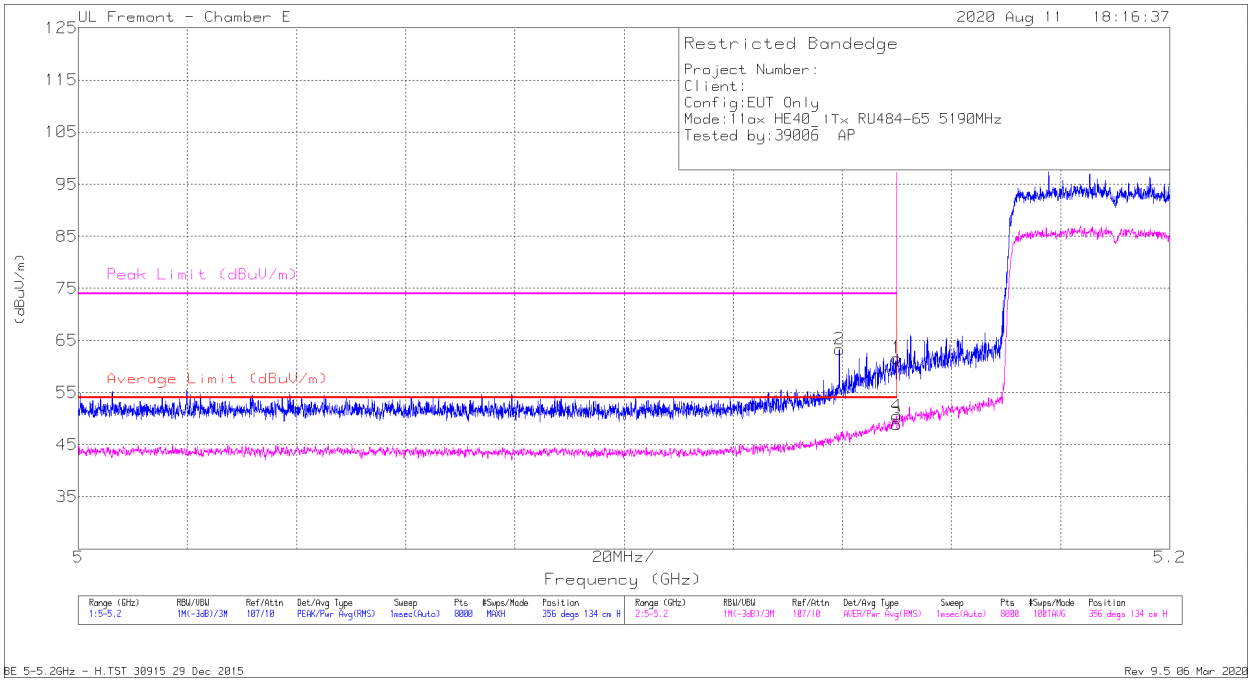

Marker	Frequency (GHz)	Meter Reading (dBuV)	Det	AF T712 (dB/m)	Amp/Cbl/Fltr/Pad (dB)	Corrected Reading (dBuV/m)	Average Limit (dBuV/m)	Margin (dB)	Peak Limit (dBuV/m)	PK Margin (dB)	Azimuth (Degs)	Height (cm)	Polarity
1	* 5.14999	49.65	Pk	34.3	-22.3	61.65	-	-	74	-12.35	356	134	H
2	* 5.13947	51.29	Pk	34.3	-22.3	63.29	-	-	74	-10.71	356	134	H
3	* 5.14999	36.83	RMS	34.3	-22.3	48.83	54	-5.17	-	-	356	134	H
4	* 5.14992	38.45	RMS	34.3	-22.3	50.45	54	-3.55	-	-	356	134	H

* - indicates frequency in CFR47 Pt 15 / IC RSS-Restricted Band
Pk - Peak detector
RMS - RMS detection

UL VERIFICATION SERVICES INC.
47173 Benicia Street, Fremont, CA 94538; USA TEL:(510) 319-4000 FAX:(510) 661-0888
This report shall not be reproduced except in full, without the written approval of UL Verification Services Inc.

VERTICAL RESULT

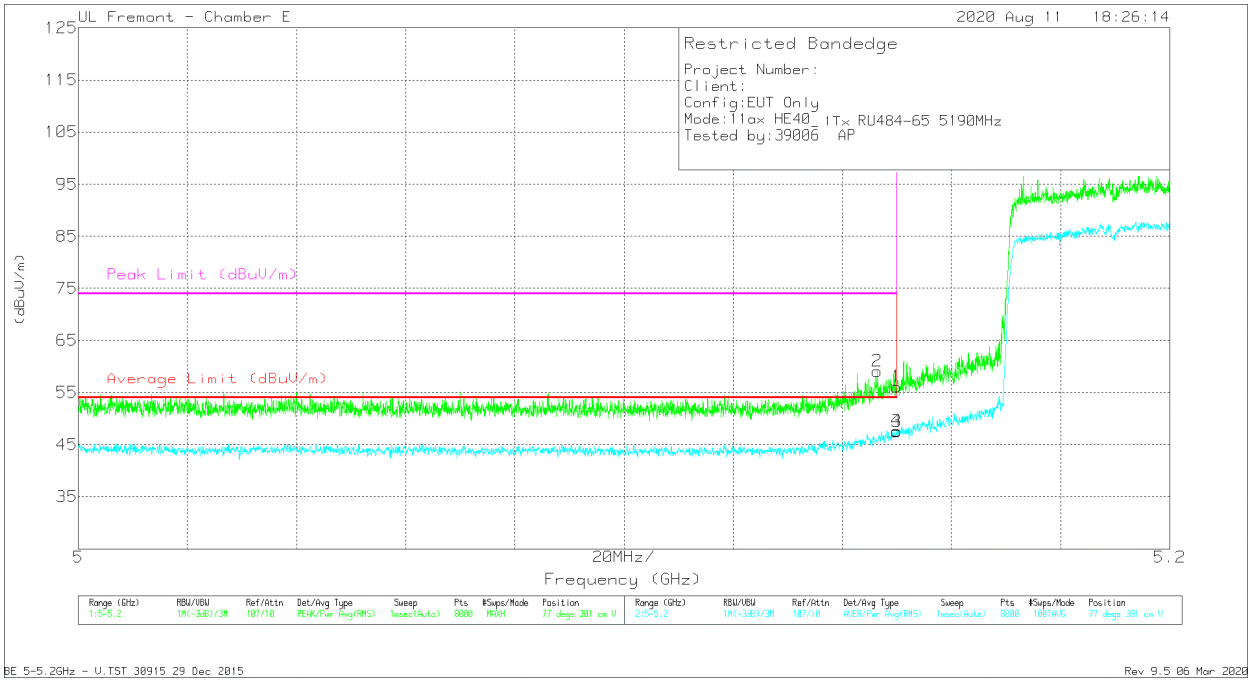

Marker	Frequency (GHz)	Meter Reading (dBuV)	Det	AF T712 (dB/m)	Amp/Cbl/Fltr/Pad (dB)	Corrected Reading (dBuV/m)	Average Limit (dBuV/m)	Margin (dB)	Peak Limit (dBuV/m)	PK Margin (dB)	Azimuth (Degs)	Height (cm)	Polarity
1	* 5.14999	44.12	Pk	34.3	-22.3	56.12	-	-	74	-17.88	77	301	V
2	* 5.14642	47.05	Pk	34.3	-22.3	59.05	-	-	74	-14.95	77	301	V
3	* 5.14999	35.5	RMS	34.3	-22.3	47.5	54	-6.5	-	-	77	301	V
4	* 5.14997	35.66	RMS	34.3	-22.3	47.66	54	-6.34	-	-	77	301	V

* - indicates frequency in CFR47 Pt 15 / IC RSS-Restricted Band
Pk - Peak detector
RMS - RMS detection

UL VERIFICATION SERVICES INC.
47173 Benicia Street, Fremont, CA 94538; USA TEL:(510) 319-4000 FAX:(510) 661-0888
This report shall not be reproduced except in full, without the written approval of UL Verification Services Inc.

ANTENNA 6 – 26 Tones, RU Index 0

BANDEDGE (LOW CHANNEL)

HORIZONTAL RESULT

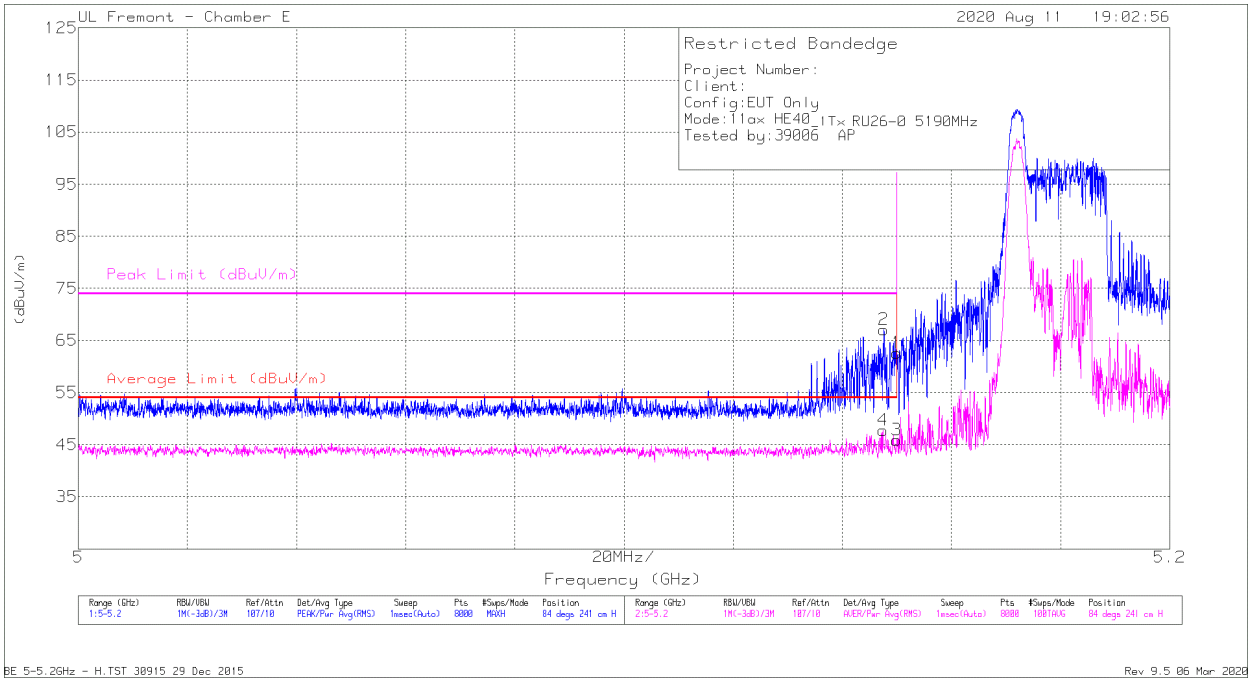

Marker	Frequency (GHz)	Meter Reading (dBuV)	Det	AF T712 (dB/m)	Amp/Cbl/Fltr/Pad (dB)	Corrected Reading (dBuV/m)	Average Limit (dBuV/m)	Margin (dB)	Peak Limit (dBuV/m)	PK Margin (dB)	Azimuth (Degs)	Height (cm)	Polarity
1	* 5.14999	50.57	Pk	34.3	-22.3	62.57	-	-	74	-11.43	84	241	H
2	* 5.14764	55.04	Pk	34.3	-22.3	67.04	-	-	74	-6.96	84	241	H
3	* 5.14999	33.93	RMS	34.3	-22.3	45.93	54	-8.07	-	-	84	241	H
4	* 5.14742	35.73	RMS	34.3	-22.3	47.73	54	-6.27	-	-	84	241	H

* - indicates frequency in CFR47 Pt 15 / IC RSS-Restricted Band
Pk - Peak detector
RMS - RMS detection

UL VERIFICATION SERVICES INC.
47173 Benicia Street, Fremont, CA 94538; USA TEL:(510) 319-4000 FAX:(510) 661-0888
This report shall not be reproduced except in full, without the written approval of UL Verification Services Inc.

VERTICAL RESULT

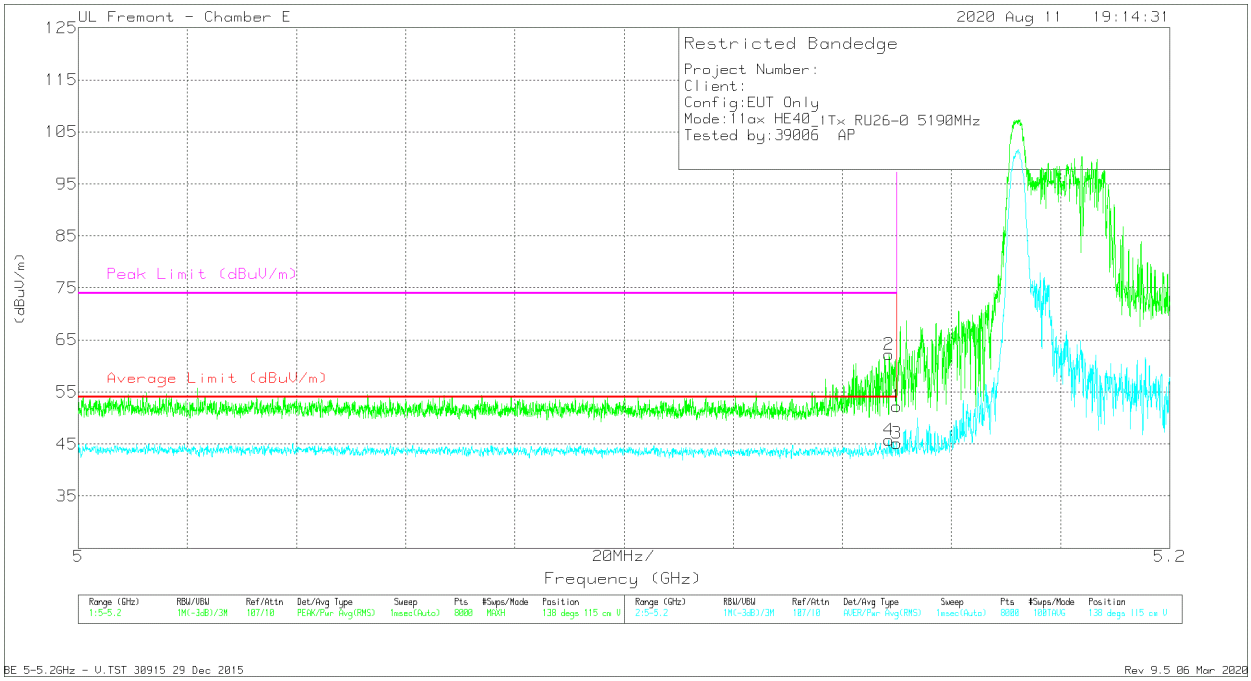

Marker	Frequency (GHz)	Meter Reading (dBuV)	Det	AF T712 (dB/m)	Amp/Cbl/Fltr/Pad (dB)	Corrected Reading (dBuV/m)	Average Limit (dBuV/m)	Margin (dB)	Peak Limit (dBuV/m)	PK Margin (dB)	Azimuth (Degs)	Height (cm)	Polarity
1	* 5.14999	40.28	Pk	34.3	-22.3	52.28	-	-	74	-21.72	138	115	V
2	* 5.14859	50.17	Pk	34.3	-22.3	62.17	-	-	74	-11.83	138	115	V
3	* 5.14999	33.09	RMS	34.3	-22.3	45.09	54	-8.91	-	-	138	115	V
4	* 5.14849	33.72	RMS	34.3	-22.3	45.72	54	-8.28	-	-	138	115	V

* - indicates frequency in CFR47 Pt 15 / IC RSS-Restricted Band
Pk - Peak detector
RMS - RMS detection

UL VERIFICATION SERVICES INC.
47173 Benicia Street, Fremont, CA 94538; USA TEL:(510) 319-4000 FAX:(510) 661-0888
This report shall not be reproduced except in full, without the written approval of UL Verification Services Inc.

ANTENNA 5 – 484 Tones, RU Index 65

BANDEDGE (LOW CHANNEL)

HORIZONTAL RESULT

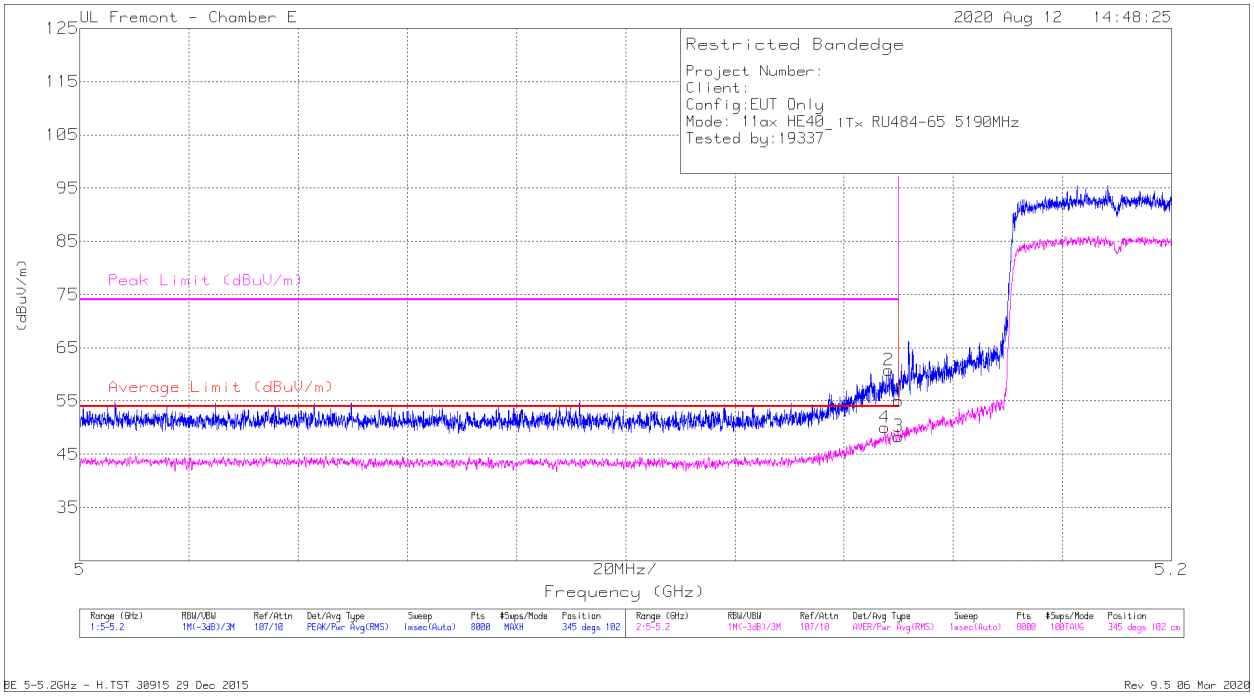

Marker	Frequency (GHz)	Meter Reading (dBuV)	Det	AF T712 (dB/m)	Amp/Cbl/Fltr/Pad (dB)	Corrected Reading (dBuV/m)	Average Limit (dBuV/m)	Margin (dB)	Peak Limit (dBuV/m)	PK Margin (dB)	Azimuth (Degs)	Height (cm)	Polarity
1	* 5.14999	43.1	Pk	34.3	-22.3	55.1	-	-	74	-18.9	345	102	H
2	* 5.14819	48.79	Pk	34.3	-22.3	60.79	-	-	74	-13.21	345	102	H
3	* 5.14999	36.35	RMS	34.3	-22.3	48.35	54	-5.65	-	-	345	102	H
4	* 5.14744	38.02	RMS	34.3	-22.3	50.02	54	-3.98	-	-	345	102	H

* - indicates frequency in CFR47 Pt 15 / IC RSS-Restricted Band
Pk - Peak detector
RMS - RMS detection

UL VERIFICATION SERVICES INC.
47173 Benicia Street, Fremont, CA 94538; USA TEL:(510) 319-4000 FAX:(510) 661-0888
This report shall not be reproduced except in full, without the written approval of UL Verification Services Inc.

VERTICAL RESULT

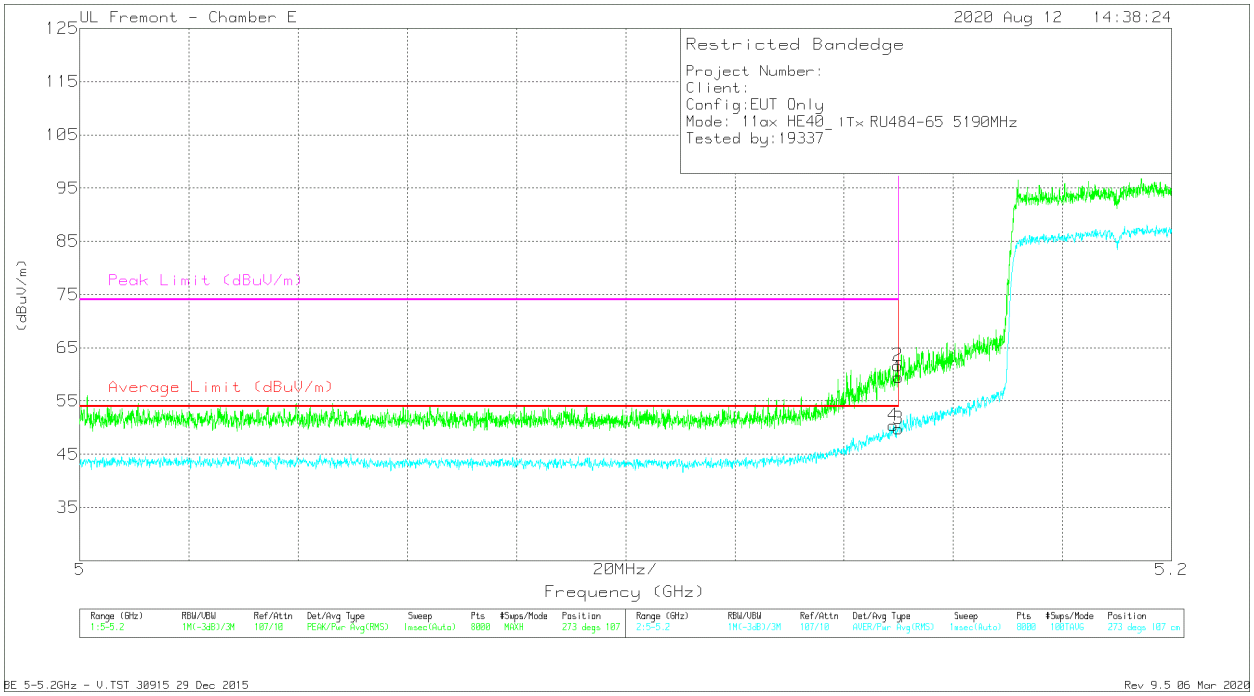

Marker	Frequency (GHz)	Meter Reading (dBuV)	Det	AF T712 (dB/m)	Amp/Cbl/Fltr/Pad (dB)	Corrected Reading (dBuV/m)	Average Limit (dBuV/m)	Margin (dB)	Peak Limit (dBuV/m)	PK Margin (dB)	Azimuth (Degs)	Height (cm)	Polarity
1	* 5.14999	47.44	Pk	34.3	-22.3	59.44	-	-	74	-14.56	273	107	V
2	* 5.14984	49.67	Pk	34.3	-22.3	61.67	-	-	74	-12.33	273	107	V
3	* 5.14999	37.81	RMS	34.3	-22.3	49.81	54	-4.19	-	-	273	107	V
4	* 5.14904	38.42	RMS	34.3	-22.3	50.42	54	-3.58	-	-	273	107	V

* - indicates frequency in CFR47 Pt 15 / IC RSS-Restricted Band
Pk - Peak detector
RMS - RMS detection

UL VERIFICATION SERVICES INC.
47173 Benicia Street, Fremont, CA 94538; USA TEL:(510) 319-4000 FAX:(510) 661-0888
This report shall not be reproduced except in full, without the written approval of UL Verification Services Inc.

ANTENNA 5 – 26 Tones, RU Index 0

BANDEDGE (LOW CHANNEL)

HORIZONTAL RESULT

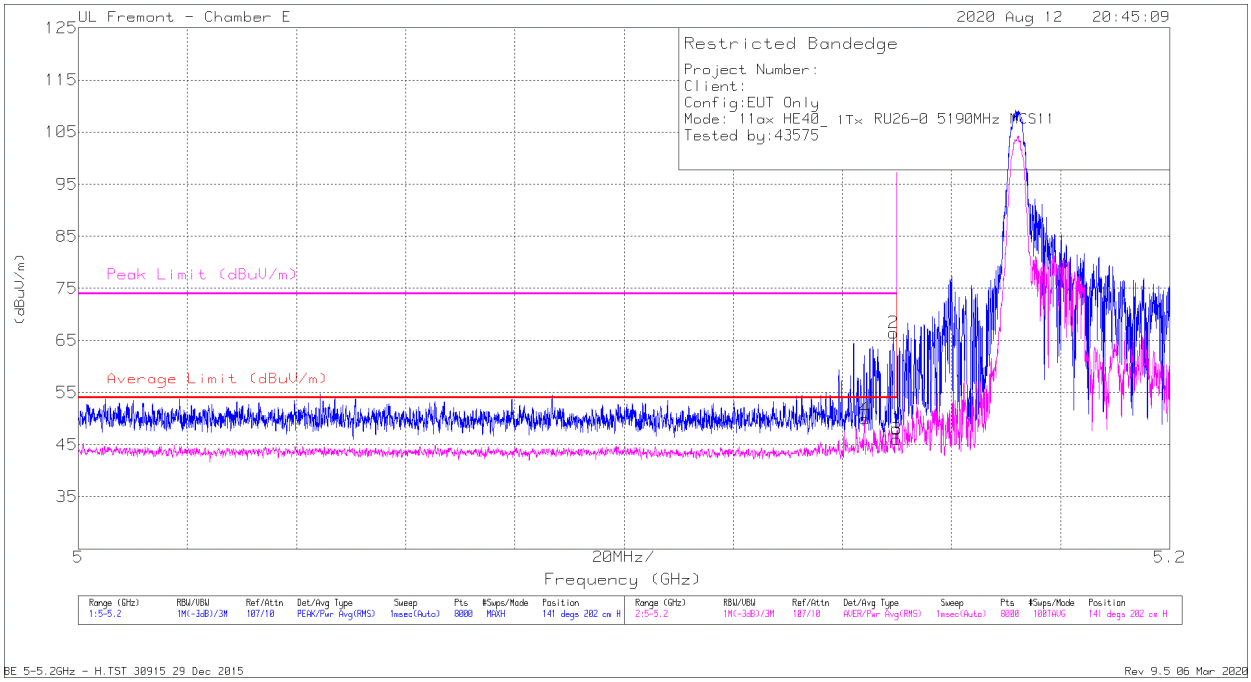

Marker	Frequency (GHz)	Meter Reading (dBuV)	Det	AF T712 (dB/m)	Amp/Cbl/Fltr/Pad (dB)	Corrected Reading (dBuV/m)	Average Limit (dBuV/m)	Margin (dB)	Peak Limit (dBuV/m)	PK Margin (dB)	Azimuth (Degs)	Height (cm)	Polarity
1	* 5.14999	36.16	Pk	34.3	-22.3	48.16	-	-	74	-25.84	141	202	H
2	* 5.14937	54.42	Pk	34.3	-22.3	66.42	-	-	74	-7.58	141	202	H
3	* 5.14999	33.97	RMS	34.3	-22.3	45.97	54	-8.03	-	-	141	202	H
4	* 5.14409	37.97	RMS	34.3	-22.3	49.97	54	-4.03	-	-	141	202	H

* - indicates frequency in CFR47 Pt 15 / IC RSS-Restricted Band
Pk - Peak detector
RMS - RMS detection

UL VERIFICATION SERVICES INC.
47173 Benicia Street, Fremont, CA 94538; USA TEL:(510) 319-4000 FAX:(510) 661-0888
This report shall not be reproduced except in full, without the written approval of UL Verification Services Inc.

VERTICAL RESULT

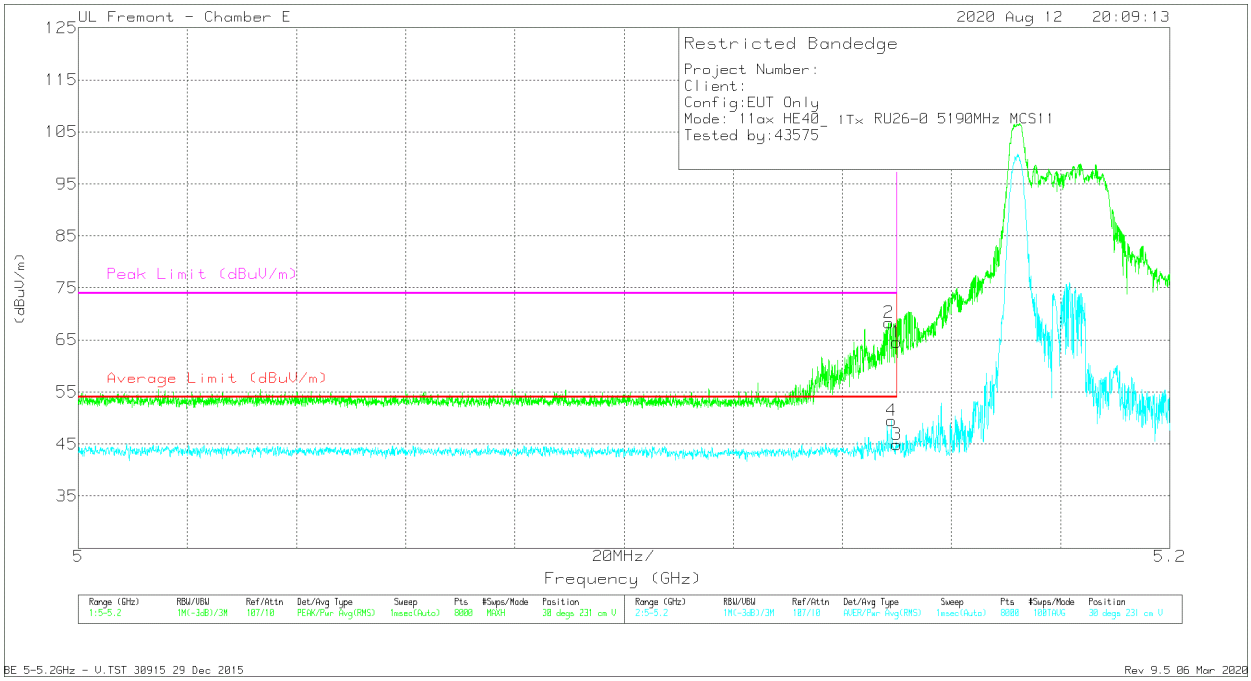

Marker	Frequency (GHz)	Meter Reading (dBuV)	Det	AF T712 (dB/m)	Amp/Cbl/Fltr/Pad (dB)	Corrected Reading (dBuV/m)	Average Limit (dBuV/m)	Margin (dB)	Peak Limit (dBuV/m)	PK Margin (dB)	Azimuth (Degs)	Height (cm)	Polarity
1	* 5.14999	52.61	Pk	34.3	-22.3	64.61	-	-	74	-9.39	30	231	V
2	* 5.14857	56.28	Pk	34.3	-22.3	68.28	-	-	74	-5.72	30	231	V
3	* 5.14999	32.93	RMS	34.3	-22.3	44.93	54	-9.07	-	-	30	231	V
4	* 5.14899	37.54	RMS	34.3	-22.3	49.54	54	-4.46	-	-	30	231	V

* - indicates frequency in CFR47 Pt 15 / IC RSS-Restricted Band
Pk - Peak detector
RMS - RMS detection

UL VERIFICATION SERVICES INC.
47173 Benicia Street, Fremont, CA 94538; USA TEL:(510) 319-4000 FAX:(510) 661-0888
This report shall not be reproduced except in full, without the written approval of UL Verification Services Inc.

2TX ANTENNA 6 + ANTENNA 5 OFDMA MODE – 484 Tones, RU Index 65

BANDEDGE (LOW CHANNEL)

HORIZONTAL RESULT

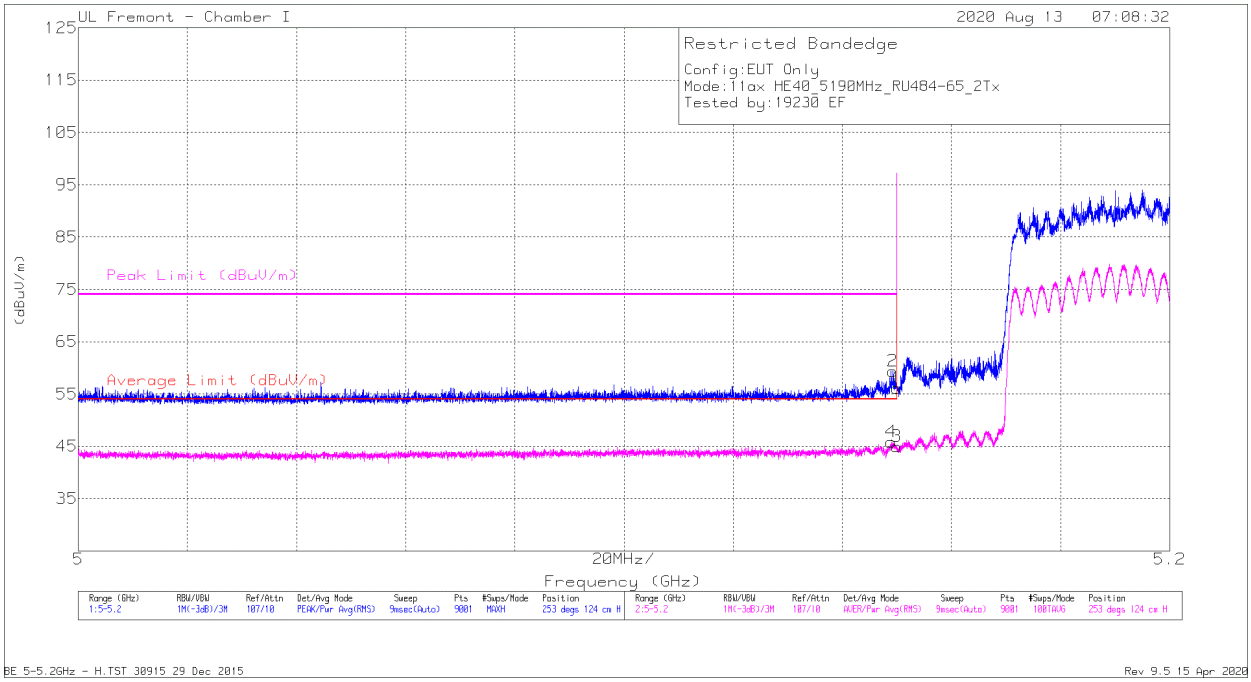

Marker	Frequency (GHz)	Meter Reading (dBuV)	Det	AF T346 (dB/m)	Amp/Cbl/Fltr/Pad (dB)	DC Corr (dB)	Corrected Reading (dBuV/m)	Average Limit (dBuV/m)	Margin (dB)	Peak Limit (dBuV/m)	PK Margin (dB)	Azimuth (Degs)	Height (cm)	Polarity
1	* 5.15	36.63	Pk	34.3	-14.8	0	56.13	-	-	74	-17.87	253	124	H
2	* 5.14929	39.95	Pk	34.2	-14.8	0	59.35	-	-	74	-14.65	253	124	H
3	* 5.15	25.44	RMS	34.3	-14.8	0	44.94	54	-9.06	-	-	253	124	H
4	* 5.14895	26.38	RMS	34.2	-14.8	0	45.78	54	-8.22	-	-	253	124	H

* - indicates frequency in CFR47 Pt 15 / IC RSS-Restricted Band
Pk - Peak detector
RMS - RMS detection

UL VERIFICATION SERVICES INC.
47173 Benicia Street, Fremont, CA 94538; USA TEL:(510) 319-4000 FAX:(510) 661-0888
This report shall not be reproduced except in full, without the written approval of UL Verification Services Inc.

VERTICAL RESULT

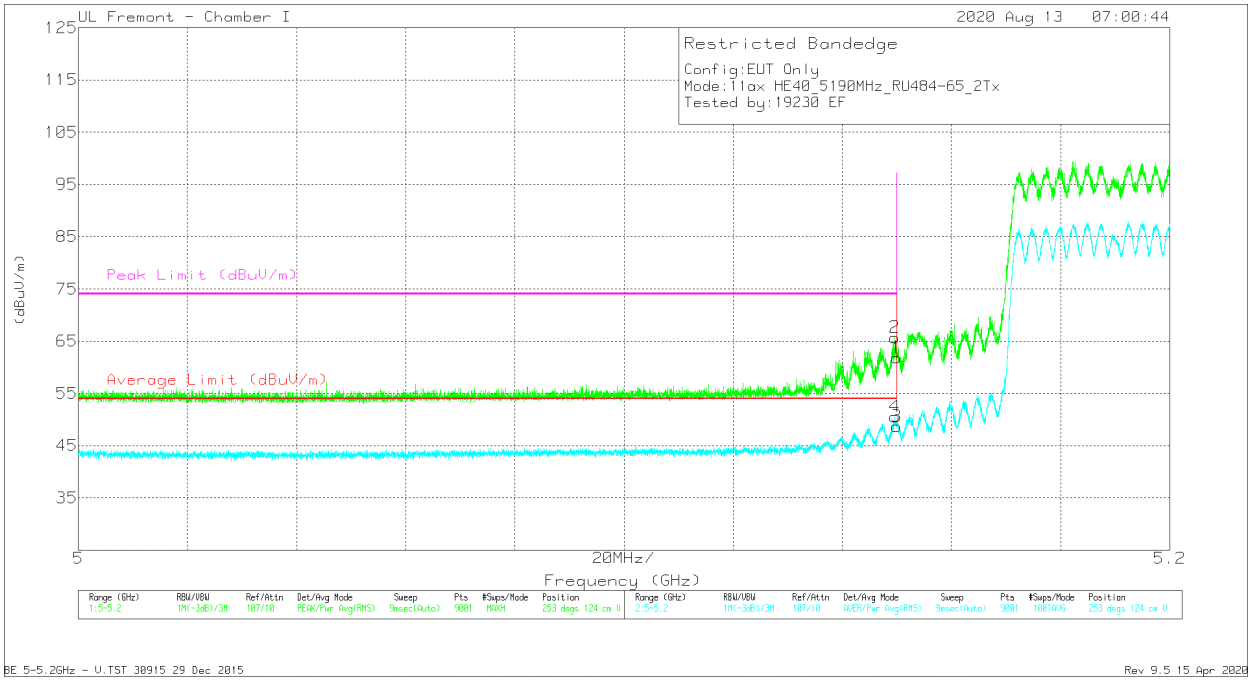

Marker	Frequency (GHz)	Meter Reading (dBuV)	Det	AF T346 (dB/m)	Amp/Cbl/Fltr/Pad (dB)	DC Corr (dB)	Corrected Reading (dBuV/m)	Average Limit (dBuV/m)	Margin (dB)	Peak Limit (dBuV/m)	PK Margin (dB)	Azimuth (Degs)	Height (cm)	Polarity
1	* 5.15	42.33	Pk	34.3	-14.8	0	61.83	-	-	74	-12.17	253	124	V
2	* 5.14962	46.14	Pk	34.3	-14.8	0	65.64	-	-	74	-8.36	253	124	V
3	* 5.15	29.15	RMS	34.3	-14.8	0	48.65	54	-5.35	-	-	253	124	V
4	* 5.14967	31	RMS	34.3	-14.8	0	50.5	54	-3.5	-	-	253	124	V

* - indicates frequency in CFR47 Pt 15 / IC RSS-Restricted Band
Pk - Peak detector
RMS - RMS detection

UL VERIFICATION SERVICES INC.
47173 Benicia Street, Fremont, CA 94538; USA TEL:(510) 319-4000 FAX:(510) 661-0888
This report shall not be reproduced except in full, without the written approval of UL Verification Services Inc.

HARMONICS AND SPURIOUS EMISSIONS

LOW CHANNEL RESULTS

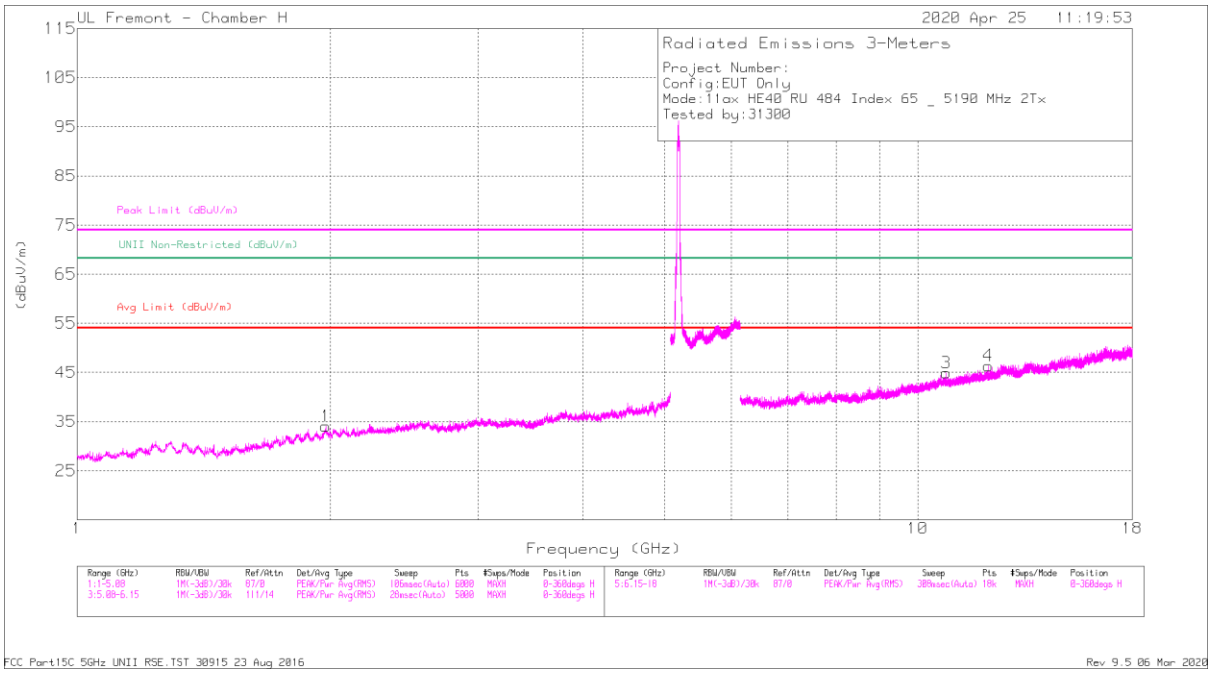

HORIZONTAL

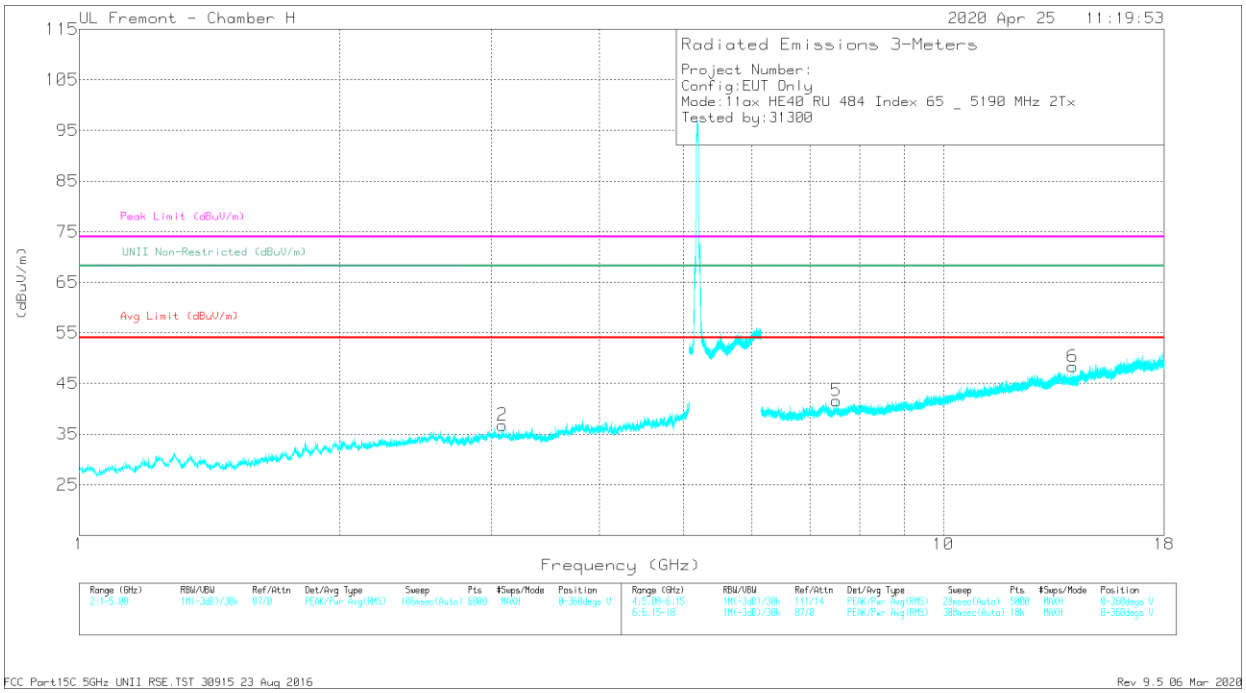

VERTICAL

UL VERIFICATION SERVICES INC.
47173 Benicia Street, Fremont, CA 94538; USA TEL:(510) 319-4000 FAX:(510) 661-0888
This report shall not be reproduced except in full, without the written approval of UL Verification Services Inc.

RADIATED EMISSIONS

Marker	Frequency (GHz)	Meter Reading (dBuV)	Det	AF T863 (dB/m)	Amp/Cbl/Fltr/Pad (dB)	Corrected Reading (dBuV/m)	Avg Limit (dBuV/m)	Margin (dB)	Peak Limit (dBuV/m)	PK Margin (dB)	UNII Non-Restricted (dBuV/m)	PK Margin (dB)	Azimuth (Degs)	Height (cm)	Polarity
3	* 10.813	37.04	PK-U	37.6	-23.6	51.04	-	-	74	-22.96	-	-	18	199	H
	* 10.814	25.18	ADR	37.6	-23.7	39.08	54	-14.92	-	-	-	-	18	199	H
4	* 12.129	37.17	PK-U	38.8	-24	51.97	-	-	74	-22.03	-	-	86	199	H
	* 12.130	25.95	ADR	38.8	-24	40.75	54	-13.25	-	-	-	-	86	199	H
5	* 7.5151	39.76	PK-U	36.1	-27.9	47.96	-	-	74	-26.04	-	-	213	199	V
	* 7.5151	28.26	ADR	36.1	-27.9	36.46	54	-17.54	-	-	-	-	213	199	V
1	1.97445	43.84	PK-U	31.5	-34.3	41.04	-	-	-	-	68.2	-27.16	360	199	H
2	3.08716	42.62	PK-U	33.2	-32.8	43.02	-	-	-	-	68.2	-25.18	212	199	V
6	14.1100	37.4	PK-U	39.2	-23.4	53.2	-	-	-	-	68.2	-15	298	199	V

* - indicates frequency in CFR47 Pt 15 / IC RSS-Restricted Band
PK-U - U-NII: Maximum Peak
ADR - U-NII AD primary method, RMS average

UL VERIFICATION SERVICES INC.
47173 Benicia Street, Fremont, CA 94538; USA TEL:(510) 319-4000 FAX:(510) 661-0888
This report shall not be reproduced except in full, without the written approval of UL Verification Services Inc.

HIGH CHANNEL RESULTS

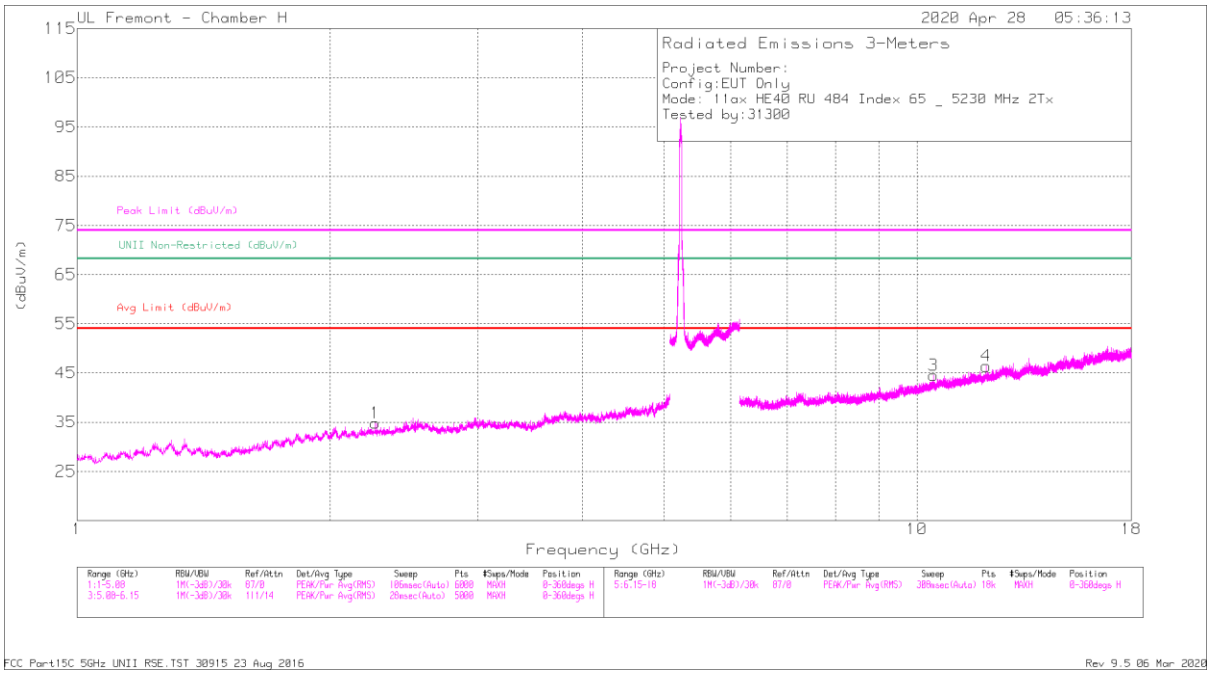

HORIZONTAL

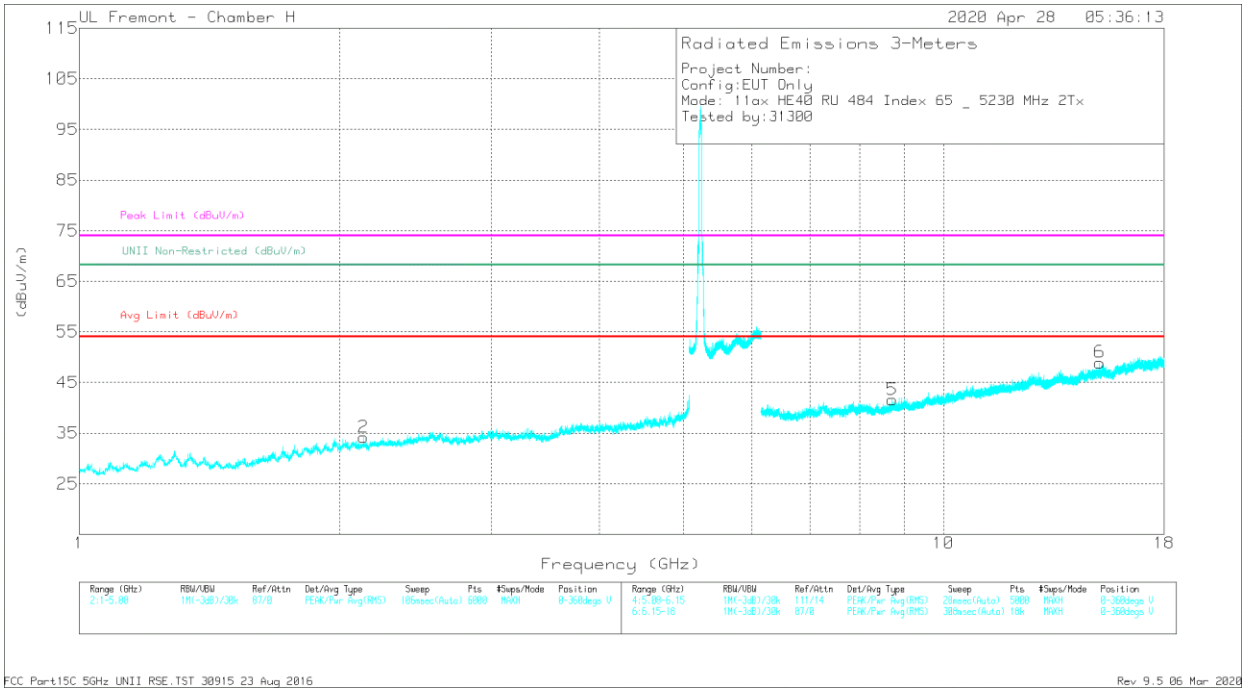

VERTICAL

UL VERIFICATION SERVICES INC.
47173 Benicia Street, Fremont, CA 94538; USA TEL:(510) 319-4000 FAX:(510) 661-0888
This report shall not be reproduced except in full, without the written approval of UL Verification Services Inc.

RADIATED EMISSIONS

Marker	Frequency (GHz)	Meter Reading (dBuV)	Det	AF T863 (dB/m)	Amp/Cbl/Fltr/Pad (dB)	Corrected Reading (dBuV/m)	Avg Limit (dBuV/m)	Margin (dB)	Peak Limit (dBuV/m)	PK Margin (dB)	UNII Non-Restricted (dBuV/m)	PK Margin (dB)	Azimuth (Degs)	Height (cm)	Polarity
1	* 2.2676	42.92	PK-U	31.9	-33.8	41.02	-	-	74	-32.98	-	-	0	101	H
	* 2.2638	31.44	ADR	31.9	-33.8	29.54	54	-24.46	-	-	-	-	0	101	H
4	* 12.092	36.95	PK-U	38.8	-23.9	51.85	-	-	74	-22.15	-	-	60	101	H
	* 12.093	25.92	ADR	38.8	-23.9	40.82	54	-13.18	-	-	-	-	60	101	H
2	2.1332	43.82	PK-U	31.5	-34	41.32	-	-	-	-	68.2	-26.88	90	101	V
5	8.7237	37.98	PK-U	36.1	-26.3	47.78	-	-	-	-	68.2	-20.42	150	101	V
3	10.463	36.93	PK-U	37.4	-24.4	49.93	-	-	-	-	68.2	-18.27	115	101	H
6	15.160	38.06	PK-U	40.6	-23.6	55.06	-	-	-	-	68.2	-13.14	175	101	V

* - indicates frequency in CFR47 Pt 15 / IC RSS-Restricted Band
PK-U - U-NII: Maximum Peak
ADR - U-NII AD primary method, RMS average

UL VERIFICATION SERVICES INC.
47173 Benicia Street, Fremont, CA 94538; USA TEL:(510) 319-4000 FAX:(510) 661-0888
This report shall not be reproduced except in full, without the written approval of UL Verification Services Inc.

2TX ANTENNA 6 + ANTENNA 5 OFDMA MODE – 26 Tones, RU Index 0

BANDEDGE (LOW CHANNEL)

HORIZONTAL RESULT

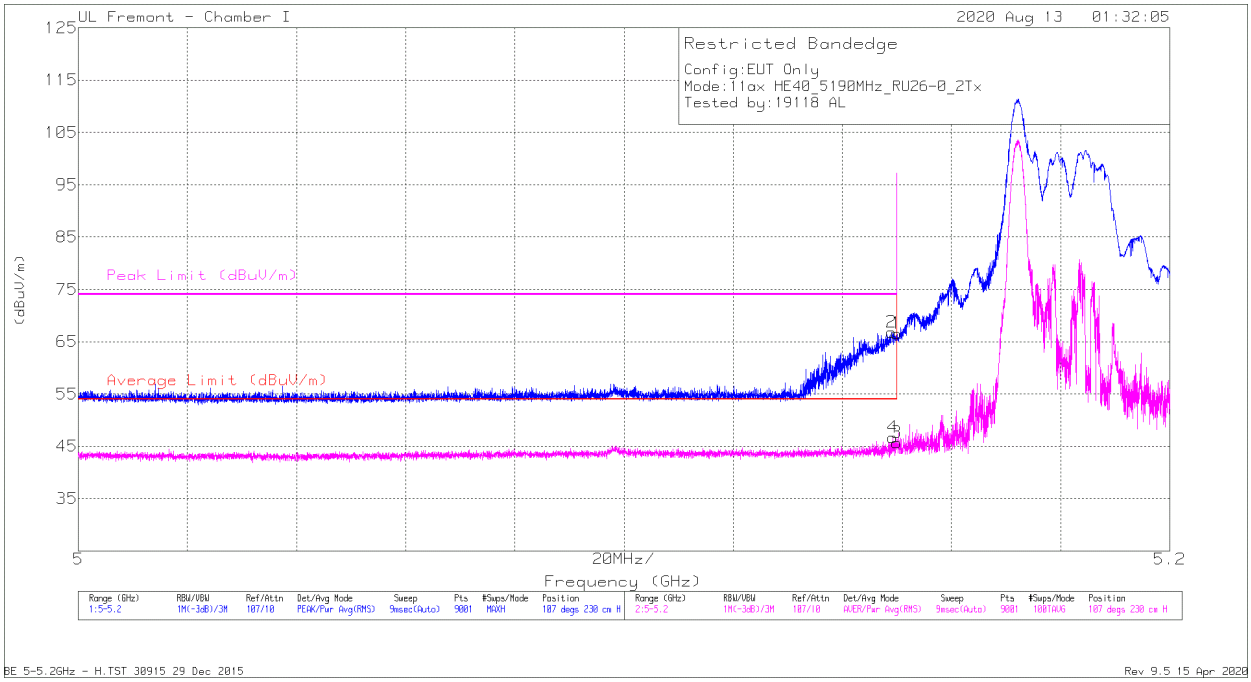

Marker	Frequency (GHz)	Meter Reading (dBuV)	Det	AF T346 (dB/m)	Amp/Cbl/Fltr/Pad (dB)	DC Corr (dB)	Corrected Reading (dBuV/m)	Average Limit (dBuV/m)	Margin (dB)	Peak Limit (dBuV/m)	PK Margin (dB)	Azimuth (Degs)	Height (cm)	Polarity
1	* 5.15	47.08	Pk	34.3	-14.8	0	66.58	-	-	74	-7.42	107	230	H
2	* 5.149	47.42	Pk	34.2	-14.8	0	66.82	-	-	74	-7.18	107	230	H
3	* 5.15	26.25	RMS	34.3	-14.8	0	45.75	54	-8.25	-	-	107	230	H
4	* 5.14927	27.32	RMS	34.2	-14.8	0	46.72	54	-7.28	-	-	107	230	H

* - indicates frequency in CFR47 Pt 15 / IC RSS-Restricted Band
Pk - Peak detector
RMS - RMS detection

UL VERIFICATION SERVICES INC.
47173 Benicia Street, Fremont, CA 94538; USA TEL:(510) 319-4000 FAX:(510) 661-0888
This report shall not be reproduced except in full, without the written approval of UL Verification Services Inc.

VERTICAL RESULT

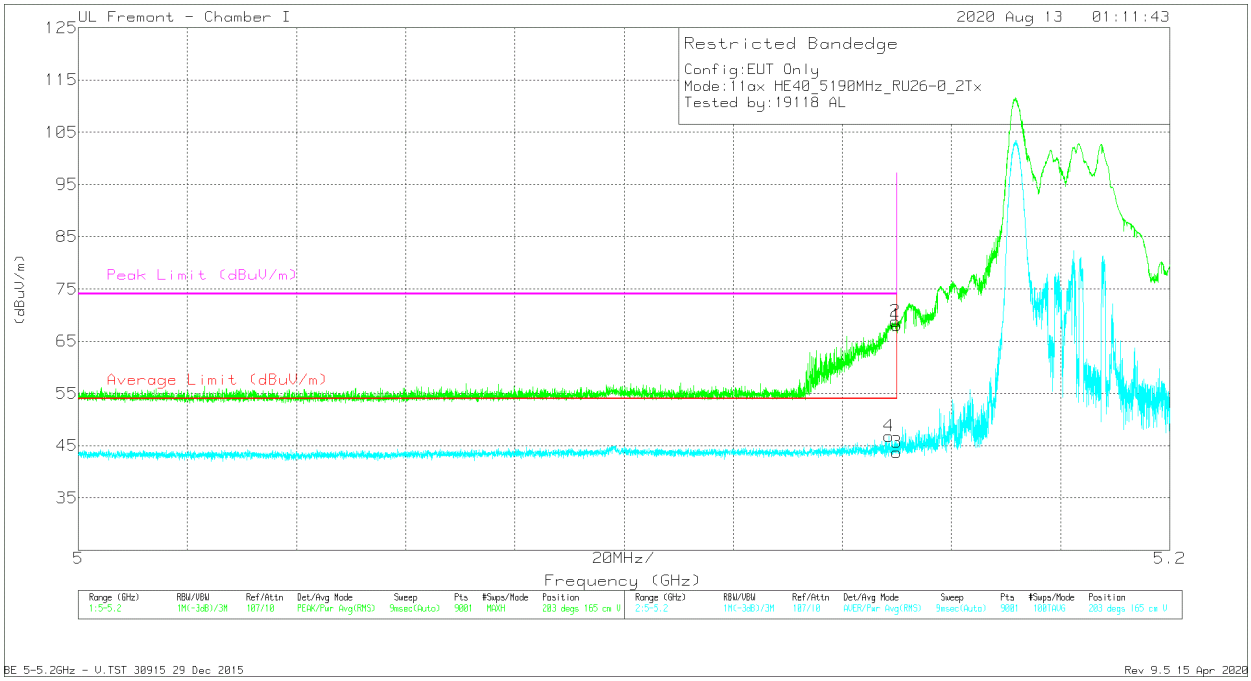

Marker	Frequency (GHz)	Meter Reading (dBuV)	Det	AF T346 (dB/m)	Amp/Cbl/Fltr/Pad (dB)	DC Corr (dB)	Corrected Reading (dBuV/m)	Average Limit (dBuV/m)	Margin (dB)	Peak Limit (dBuV/m)	PK Margin (dB)	Azimuth (Degs)	Height (cm)	Polarity
1	* 5.15	48.5	Pk	34.3	-14.8	0	68	-	-	74	-6	203	165	V
2	* 5.14973	49.24	Pk	34.3	-14.8	0	68.74	-	-	74	-5.26	203	165	V
3	* 5.15	24.17	RMS	34.3	-14.8	0	43.67	54	-10.33	-	-	203	165	V
4	* 5.14853	27.45	RMS	34.2	-14.8	0	46.85	54	-7.15	-	-	203	165	V

* - indicates frequency in CFR47 Pt 15 / IC RSS-Restricted Band
Pk - Peak detector
RMS - RMS detection

UL VERIFICATION SERVICES INC.
47173 Benicia Street, Fremont, CA 94538; USA TEL:(510) 319-4000 FAX:(510) 661-0888
This report shall not be reproduced except in full, without the written approval of UL Verification Services Inc.