2TX ANT 6 + ANT 5 CDD MODE

Channel	Frequency (MHz)	26dB Bandwidth ANT 6 (MHz)	26dB Bandwidth ANT 5 (MHz)	99% Bandwidth ANT 6 (MHz)	99% Bandwidth ANT 5 (MHz)
Low	5755	41.127	40.301	36.4502	36.2632
High	5795	40.817	40.077	36.4862	36.2652

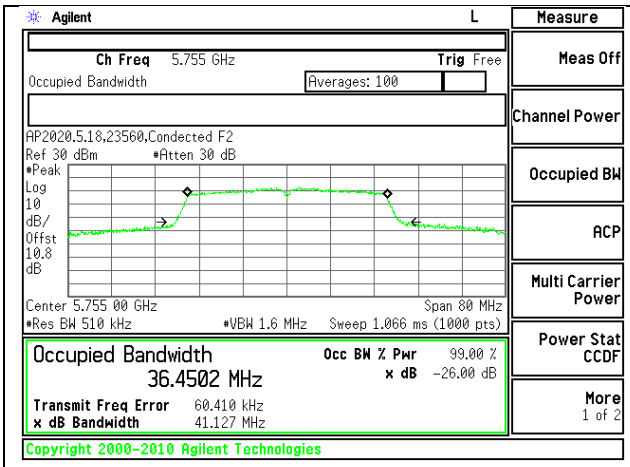

LOW CHANNEL [ANT 6]

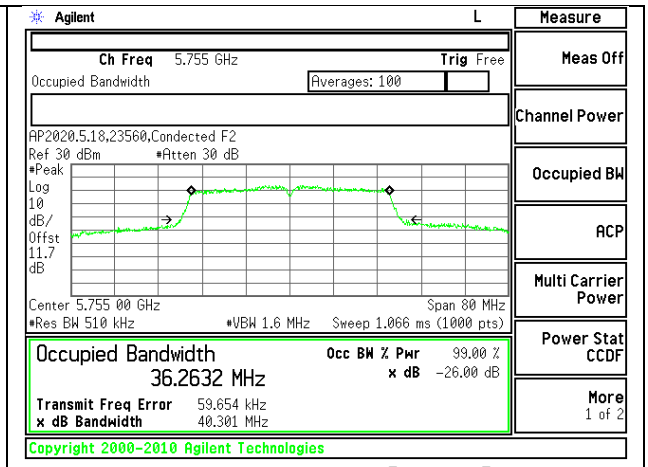

LOW CHANNEL [ANT 5]

UL VERIFICATION SERVICES INC.
47173 Benicia Street, Fremont, CA 94538; USA TEL:(510) 319-4000 FAX:(510) 661-0888

This report shall not be reproduced except in full, without the written approval of UL Verification Services Inc.

9.2.21. 802.11ac VHT80 MODE IN THE 5.8 GHz BAND

1TX ANT 6 MODE

Channel	Frequency (MHz)	26 dB Bandwidth (MHz)	99% Bandwidth (MHz)
Mid	5775	82.091	75.3808

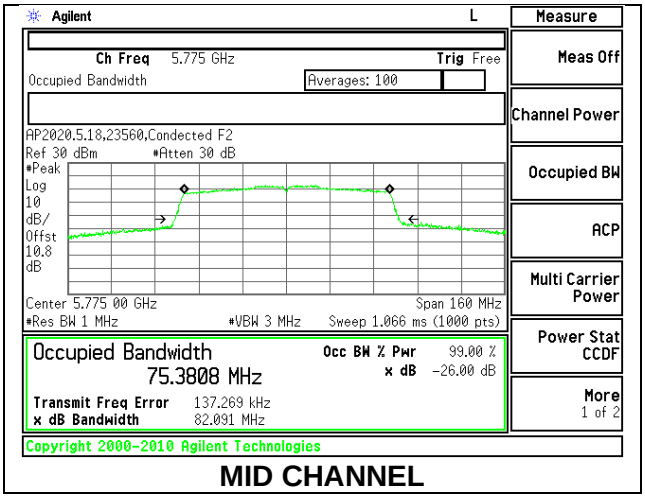

MID CHANNEL

1TX ANT 5 MODE

Channel	Frequency (MHz)	26 dB Bandwidth (MHz)	99% Bandwidth (MHz)
Mid	5775	82.198	75.4284

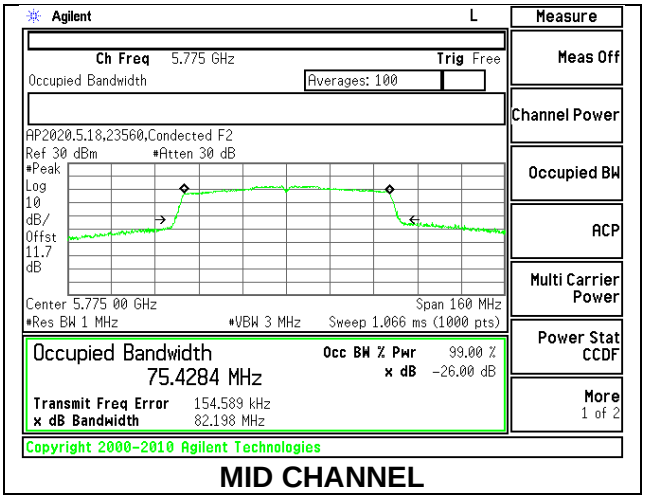

MID CHANNEL

UL VERIFICATION SERVICES INC.
47173 Benicia Street, Fremont, CA 94538; USA TEL:(510) 319-4000 FAX:(510) 661-0888

This report shall not be reproduced except in full, without the written approval of UL Verification Services Inc.

2TX ANT 6 + ANT 5 CDD MODE

Channel	Frequency (MHz)	26dB Bandwidth ANT 6 (MHz)	26dB Bandwidth ANT 5 (MHz)	99% Bandwidth ANT 6 (MHz)	99% Bandwidth ANT 5 (MHz)
Mid	5775	82.900	88.658	75.3680	75.6481

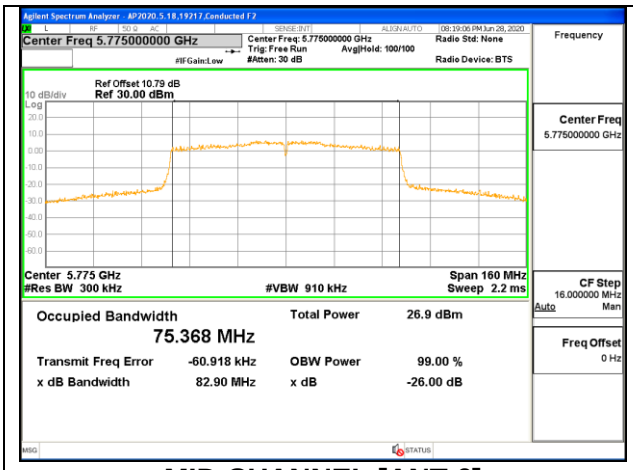

MID CHANNEL [ANT 6]

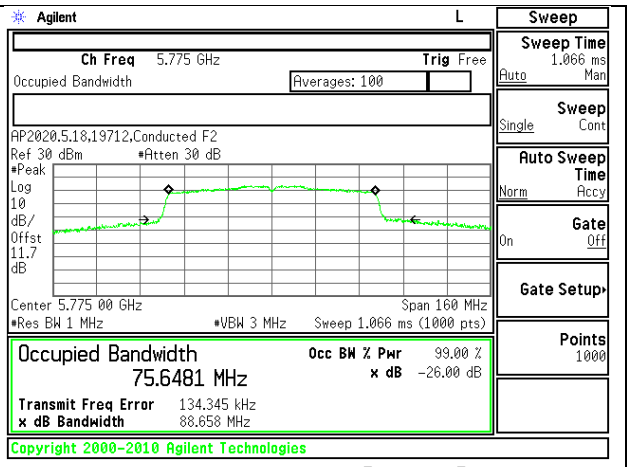

MID CHANNEL [ANT 5]

UL VERIFICATION SERVICES INC.
47173 Benicia Street, Fremont, CA 94538; USA TEL:(510) 319-4000 FAX:(510) 661-0888

This report shall not be reproduced except in full, without the written approval of UL Verification Services Inc.

9.2.22. 802.11ax HE20 MODE IN THE 5.8 GHz BAND

1TX ANT 6 MODE: 26 Tones, RU Index 0

Channel	Frequency (MHz)	26 dB Bandwidth (MHz)	99% Bandwidth (MHz)
Low	5745	20.293	18.5903
Mid	5785	20.343	18.5312
High	5825	20.311	18.4908

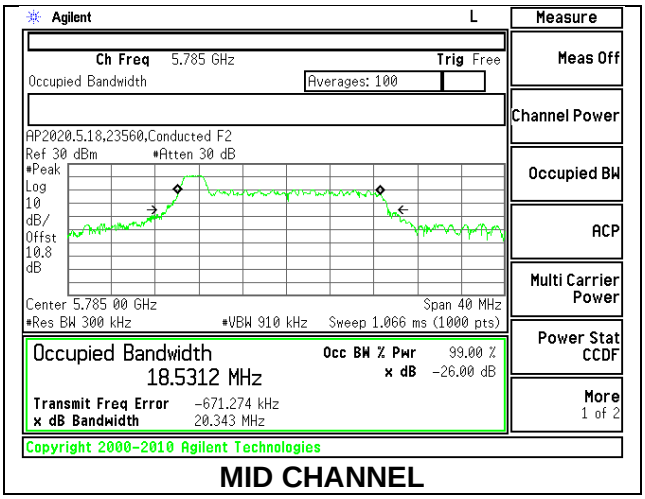

MID CHANNEL

1TX ANT 6 MODE: 26 Tones, RU Index 4

Channel	Frequency (MHz)	26 dB Bandwidth (MHz)	99% Bandwidth (MHz)
Low	5745	19.191	17.3370
Mid	5785	19.221	17.3179
High	5825	19.208	17.4053

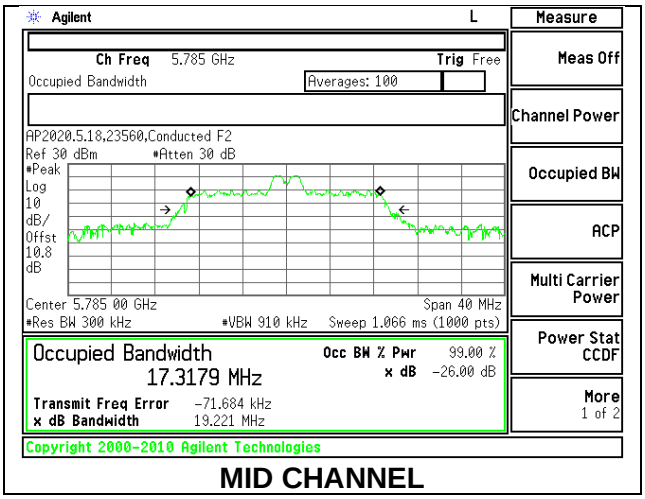

MID CHANNEL

UL VERIFICATION SERVICES INC.
47173 Benicia Street, Fremont, CA 94538; USA TEL:(510) 319-4000 FAX:(510) 661-0888

This report shall not be reproduced except in full, without the written approval of UL Verification Services Inc.

1TX ANT 6 MODE: 26 Tones, RU Index 8

Channel	Frequency (MHz)	26 dB Bandwidth (MHz)	99% Bandwidth (MHz)
Low	5745	20.693	18.6996
Mid	5785	20.773	18.8057
High	5825	20.892	18.7989

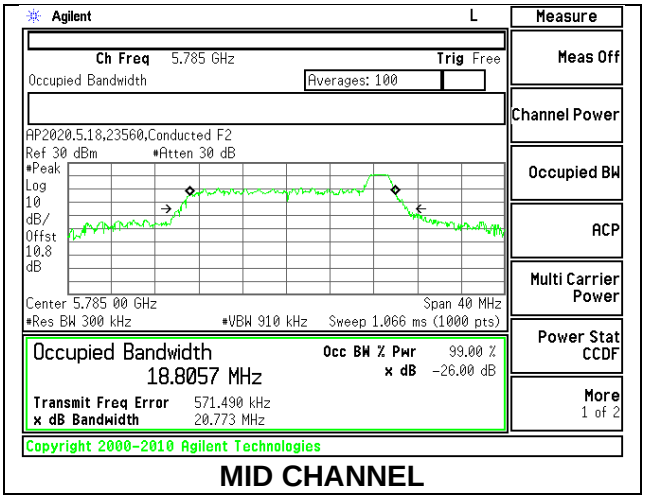

MID CHANNEL

1TX ANT 6 MODE: 242 Tones, RU Index 61

Channel	Frequency (MHz)	26 dB Bandwidth (MHz)	99% Bandwidth (MHz)
Low	5745	21.403	18.9367
Mid	5785	21.317	18.9582
High	5825	21.307	18.9387

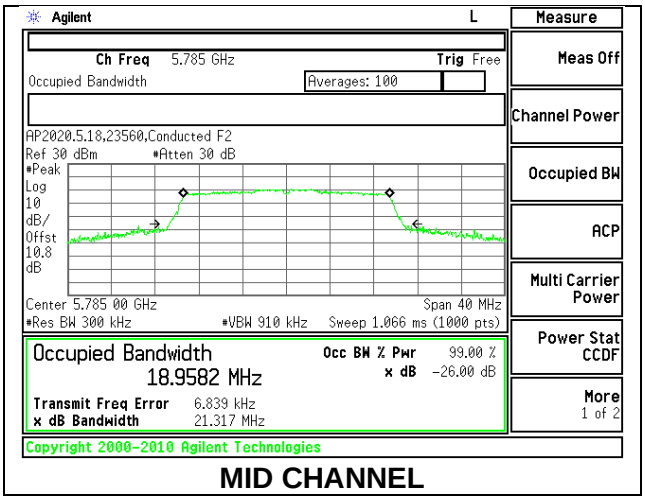

MID CHANNEL

UL VERIFICATION SERVICES INC.
47173 Benicia Street, Fremont, CA 94538; USA TEL:(510) 319-4000 FAX:(510) 661-0888

This report shall not be reproduced except in full, without the written approval of UL Verification Services Inc.

1TX ANT 5 MODE: 26 Tones, RU Index 0

Channel	Frequency (MHz)	26 dB Bandwidth (MHz)	99% Bandwidth (MHz)
Low	5745	20.372	18.5758
Mid	5785	20.297	18.5577
High	5825	20.339	18.5468

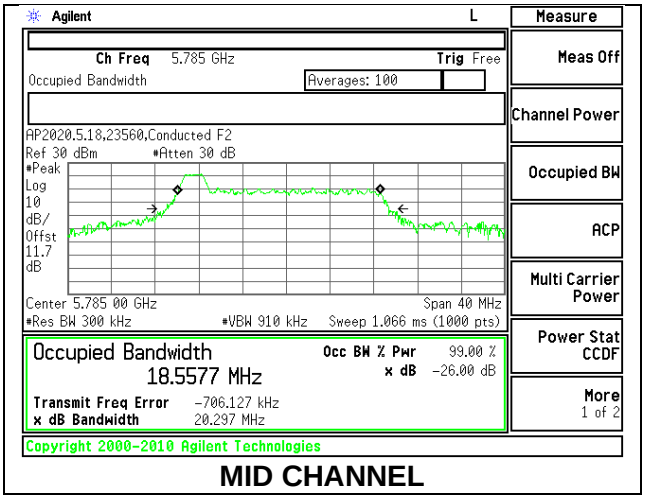

MID CHANNEL

1TX ANT 5 MODE: 26 Tones, RU Index 4

Channel	Frequency (MHz)	26 dB Bandwidth (MHz)	99% Bandwidth (MHz)
Low	5745	18.900	17.3856
Mid	5785	19.172	17.3728
High	5825	18.928	17.3062

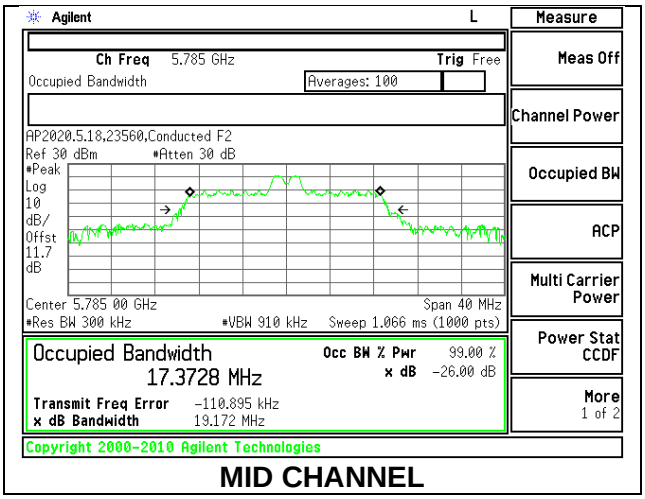

MID CHANNEL

UL VERIFICATION SERVICES INC.
47173 Benicia Street, Fremont, CA 94538; USA TEL:(510) 319-4000 FAX:(510) 661-0888

This report shall not be reproduced except in full, without the written approval of UL Verification Services Inc.

1TX ANT 5 MODE: 26 Tones, RU Index 8

Channel	Frequency (MHz)	26 dB Bandwidth (MHz)	99% Bandwidth (MHz)
Low	5745	20.619	18.7821
Mid	5785	20.713	18.7903
High	5825	20.753	18.8602

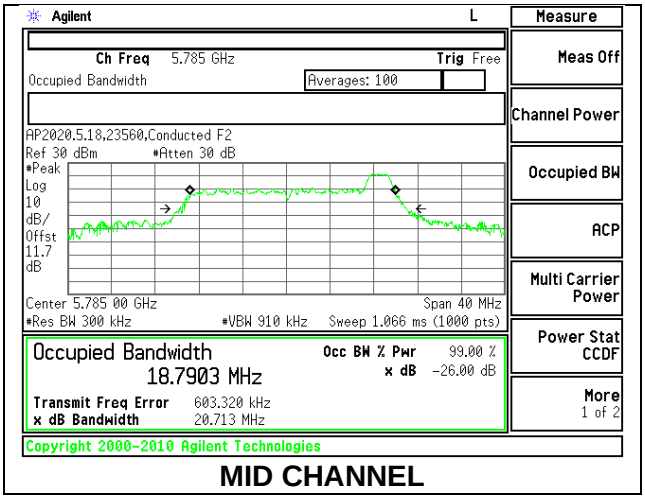

MID CHANNEL

1TX ANT 5 MODE: 242 Tones, RU Index 61

Channel	Frequency (MHz)	26 dB Bandwidth (MHz)	99% Bandwidth (MHz)
Low	5745	21.364	18.9460
Mid	5785	21.194	18.9485
High	5825	21.439	18.9439

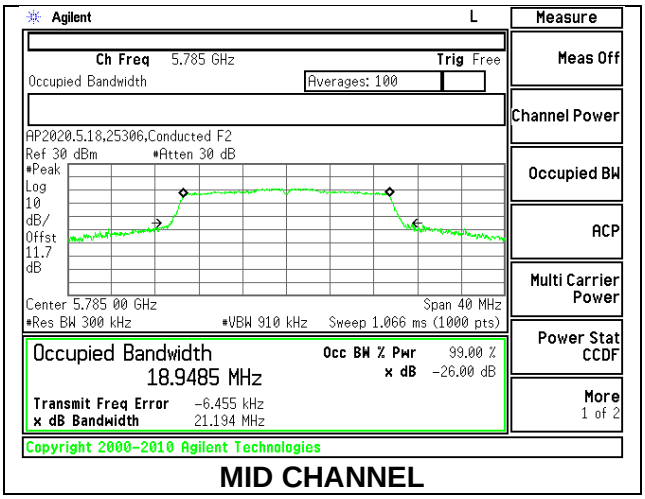

MID CHANNEL

UL VERIFICATION SERVICES INC.
47173 Benicia Street, Fremont, CA 94538; USA TEL:(510) 319-4000 FAX:(510) 661-0888

This report shall not be reproduced except in full, without the written approval of UL Verification Services Inc.

2TX ANT 6 + ANT 5 OFDMA MODE: 26 Tones, RU Index 0

Channel	Frequency (MHz)	26 dB Bandwidth ANT 6 (MHz)	26 dB Bandwidth ANT 5 (MHz)	99% Bandwidth ANT 6 (MHz)	99% Bandwidth ANT 5 (MHz)
Low	5745	20.433	20.140	18.6435	18.5550
Mid	5785	20.364	20.246	18.5669	18.5168
High	5825	20.334	20.070	18.5612	18.5070

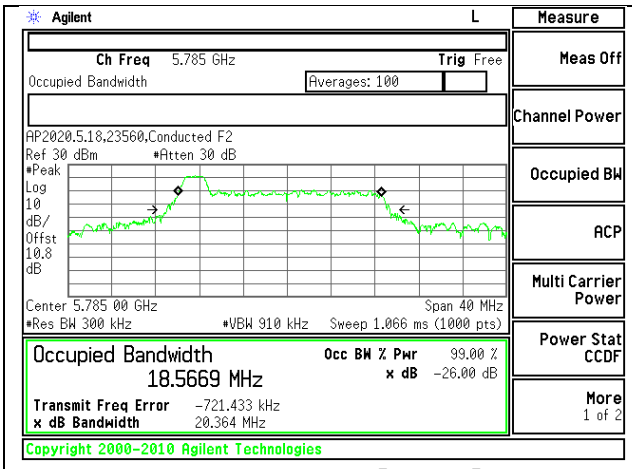

MID CHANNEL [ANT 6]

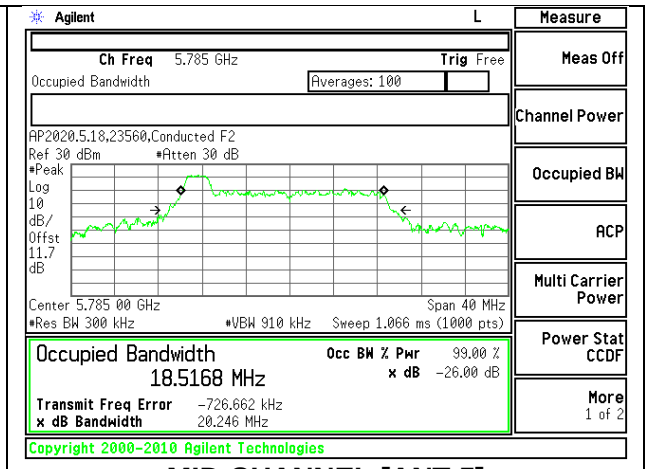

MID CHANNEL [ANT 5]

2TX ANT 6 + ANT 5 OFDMA MODE: 26 Tones, RU Index 4

Channel	Frequency (MHz)	26 dB Bandwidth ANT 6 (MHz)	26 dB Bandwidth ANT 5 (MHz)	99% Bandwidth ANT 6 (MHz)	99% Bandwidth ANT 5 (MHz)
Low	5745	19.033	18.410	17.4186	17.1212
Mid	5785	19.205	18.246	17.4293	17.1502
High	5825	19.155	18.450	17.3968	17.1077

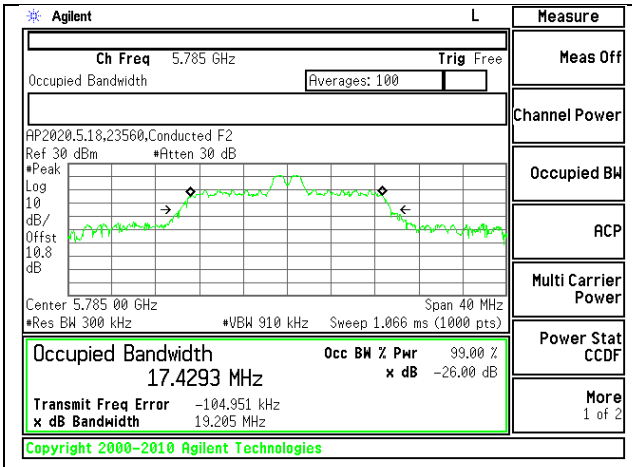

MID CHANNEL [ANT 6]

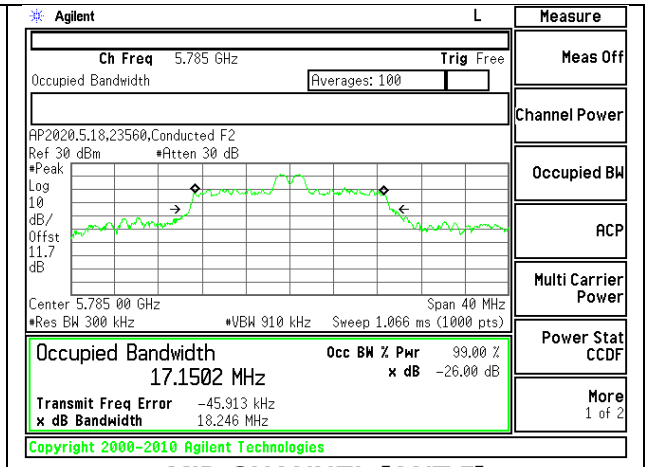

MID CHANNEL [ANT 5]

UL VERIFICATION SERVICES INC.
47173 Benicia Street, Fremont, CA 94538; USA TEL:(510) 319-4000 FAX:(510) 661-0888

This report shall not be reproduced except in full, without the written approval of UL Verification Services Inc.

2TX ANT 6 + ANT 5 OFDMA MODE: 26 Tones, RU Index 8

Channel	Frequency (MHz)	26 dB Bandwidth ANT 6 (MHz)	26 dB Bandwidth ANT 5 (MHz)	99% Bandwidth ANT 6 (MHz)	99% Bandwidth ANT 5 (MHz)
Low	5745	20.839	20.850	18.7673	18.6301
Mid	5785	20.803	20.436	18.8868	18.6582
High	5825	20.780	20.157	18.8940	18.6562

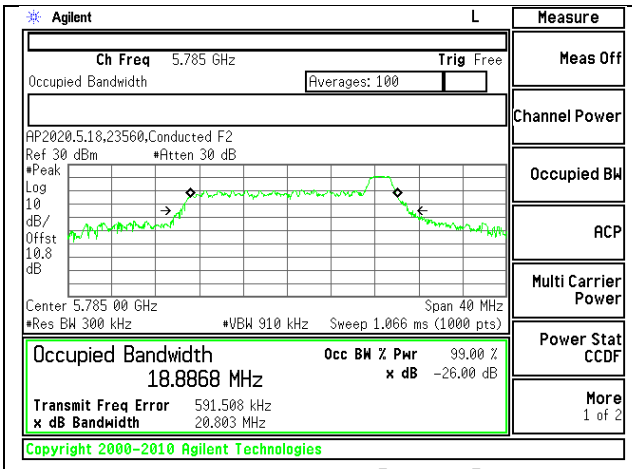

MID CHANNEL [ANT 6]

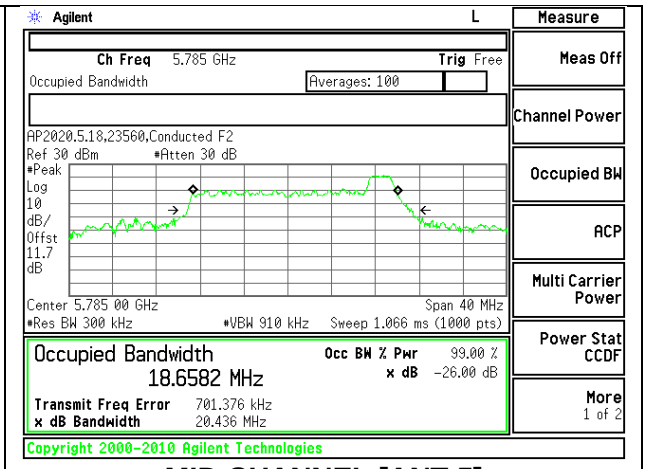

MID CHANNEL [ANT 5]

2TX ANT 6 + ANT 5 OFDMA MODE: 242 Tones, RU Index 61

Channel	Frequency (MHz)	26 dB Bandwidth ANT 6 (MHz)	26 dB Bandwidth ANT 5 (MHz)	99% Bandwidth ANT 6 (MHz)	99% Bandwidth ANT 5 (MHz)
Low	5745	21.454	21.173	18.9549	18.9528
Mid	5785	21.788	21.301	18.9788	18.9172
High	5825	21.571	21.066	18.9689	18.9727

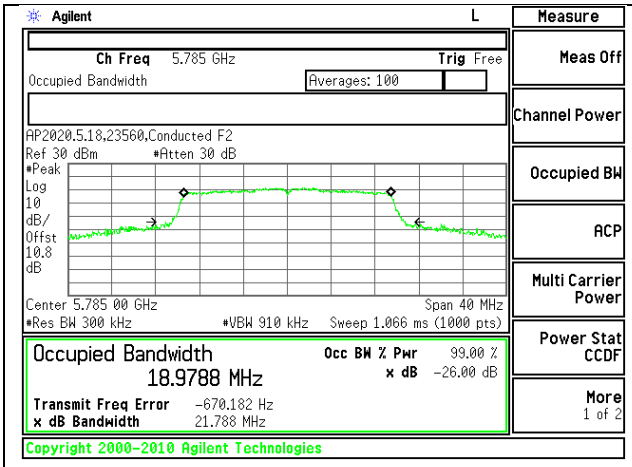

MID CHANNEL [ANT 6]

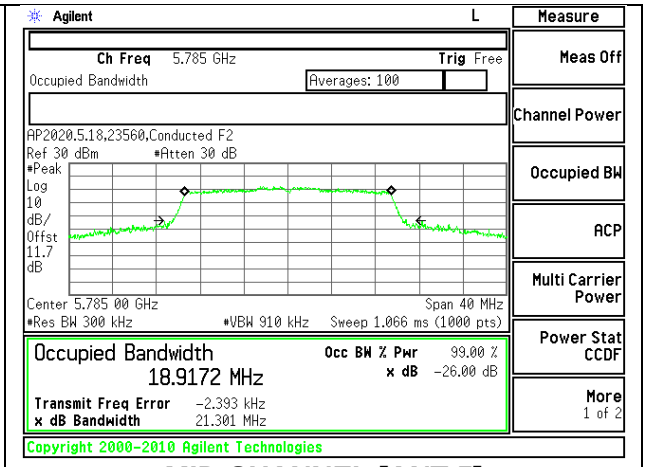

MID CHANNEL [ANT 5]

UL VERIFICATION SERVICES INC.
47173 Benicia Street, Fremont, CA 94538; USA TEL:(510) 319-4000 FAX:(510) 661-0888

This report shall not be reproduced except in full, without the written approval of UL Verification Services Inc.

9.2.23. 802.11ax HE40 MODE IN THE 5.8 GHz BAND

1TX ANT 6 MODE: 26 Tones, RU Index 0

Channel	Frequency (MHz)	26 dB Bandwidth (MHz)	99% Bandwidth (MHz)
Low	5755	21.761	18.9719
High	5795	21.775	18.8155

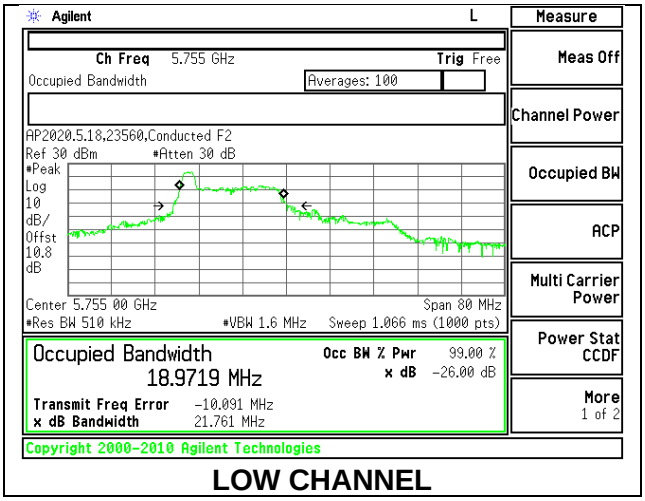

LOW CHANNEL

1TX ANT 6 MODE: 26 Tones, RU Index 8

Channel	Frequency (MHz)	26 dB Bandwidth (MHz)	99% Bandwidth (MHz)
Low	5755	23.726	21.8156
High	5795	23.232	21.6215

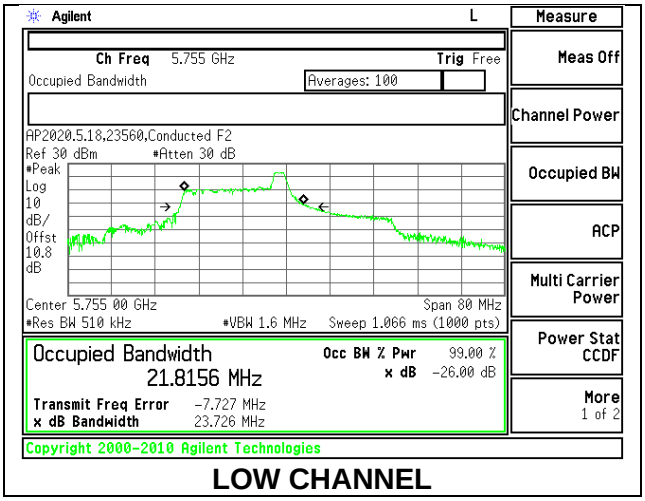

LOW CHANNEL

UL VERIFICATION SERVICES INC.
47173 Benicia Street, Fremont, CA 94538; USA TEL:(510) 319-4000 FAX:(510) 661-0888
This report shall not be reproduced except in full, without the written approval of UL Verification Services Inc.

1TX ANT 6 MODE: 26 Tones, RU Index 17

Channel	Frequency (MHz)	26 dB Bandwidth (MHz)	99% Bandwidth (MHz)
Low	5755	20.970	19.1277
High	5795	21.491	19.2054

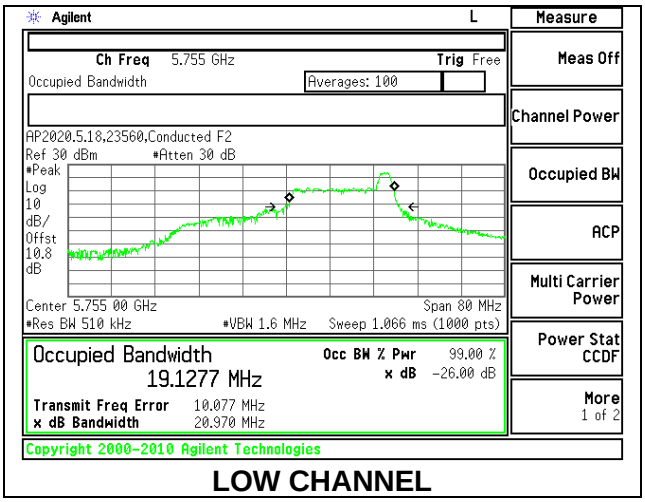

LOW CHANNEL

1TX ANT 6 MODE: 484 Tones, RU Index 65

Channel	Frequency (MHz)	26 dB Bandwidth (MHz)	99% Bandwidth (MHz)
Low	5755	40.333	37.6059
High	5795	40.499	37.5991

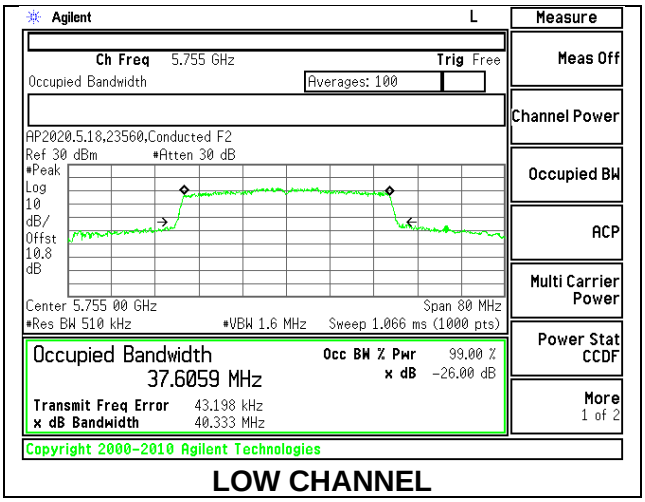

LOW CHANNEL

UL VERIFICATION SERVICES INC.
47173 Benicia Street, Fremont, CA 94538; USA TEL:(510) 319-4000 FAX:(510) 661-0888

This report shall not be reproduced except in full, without the written approval of UL Verification Services Inc.

1TX ANT 5 MODE: 26 Tones, RU Index 0

Channel	Frequency (MHz)	26 dB Bandwidth (MHz)	99% Bandwidth (MHz)
Low	5755	22.115	18.9695
High	5795	21.681	18.7312

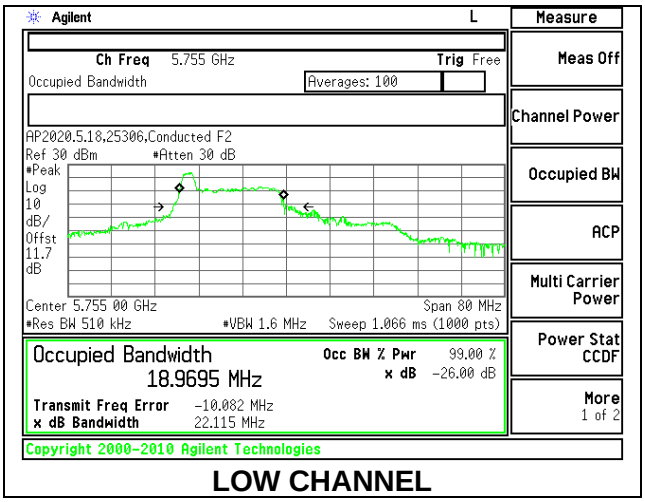

LOW CHANNEL

1TX ANT 5 MODE: 26 Tones, RU Index 8

Channel	Frequency (MHz)	26 dB Bandwidth (MHz)	99% Bandwidth (MHz)
Low	5755	23.426	22.0005
High	5795	23.976	21.6903

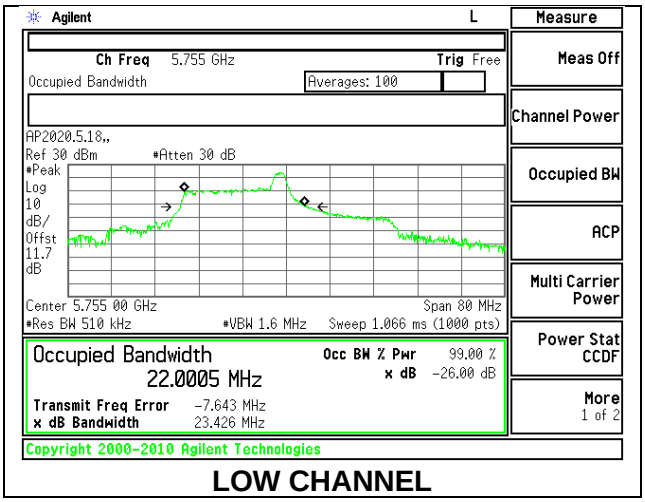

LOW CHANNEL

UL VERIFICATION SERVICES INC.
47173 Benicia Street, Fremont, CA 94538; USA TEL:(510) 319-4000 FAX:(510) 661-0888

This report shall not be reproduced except in full, without the written approval of UL Verification Services Inc.

1TX ANT 5 MODE: 26 Tones, RU Index 17

Channel	Frequency (MHz)	26 dB Bandwidth (MHz)	99% Bandwidth (MHz)
Low	5755	20.640	18.9131
High	5795	21.192	19.3188

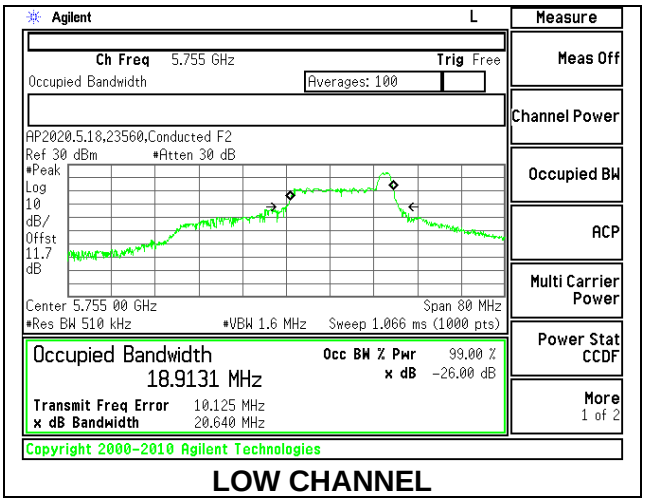

LOW CHANNEL

1TX ANT 5 MODE: 484 Tones, RU Index 65

Channel	Frequency (MHz)	26 dB Bandwidth (MHz)	99% Bandwidth (MHz)
Low	5755	40.370	37.5671
High	5795	40.301	37.5543

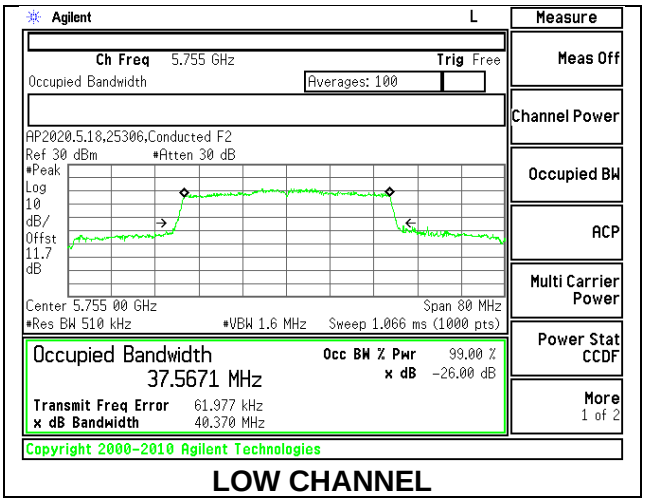

LOW CHANNEL

UL VERIFICATION SERVICES INC.
47173 Benicia Street, Fremont, CA 94538; USA TEL:(510) 319-4000 FAX:(510) 661-0888

This report shall not be reproduced except in full, without the written approval of UL Verification Services Inc.

2TX ANT 6 + ANT 5 OFDMA MODE: 26 Tones, RU Index 0

Channel	Frequency (MHz)	26 dB Bandwidth ANT 6 (MHz)	26 dB Bandwidth ANT 5 (MHz)	99% Bandwidth ANT 6 (MHz)	99% Bandwidth ANT 5 (MHz)
Low	5755	22.031	20.897	19.0114	18.7492
High	5795	21.436	20.723	18.7541	18.4808

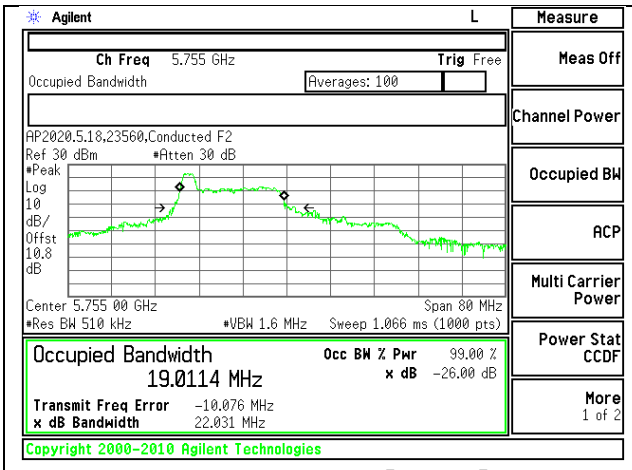

LOW CHANNEL [ANT 6]

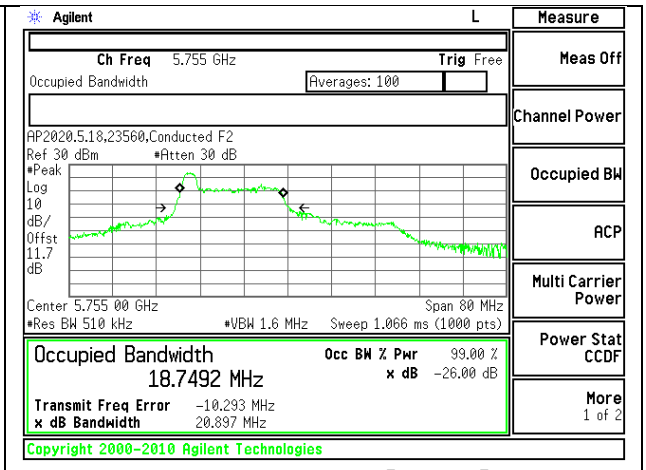

LOW CHANNEL [ANT 5]

2TX ANT 6 + ANT 5 OFDMA MODE: 26 Tones, RU Index 8

Channel	Frequency (MHz)	26 dB Bandwidth ANT 6 (MHz)	26 dB Bandwidth ANT 5 (MHz)	99% Bandwidth ANT 6 (MHz)	99% Bandwidth ANT 5 (MHz)
Low	5755	23.495	23.444	21.8585	21.6218
High	5795	23.445	23.031	21.4962	21.1910

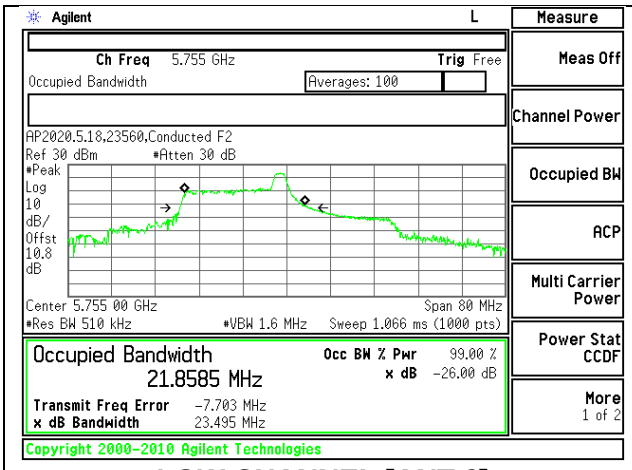

LOW CHANNEL [ANT 6]

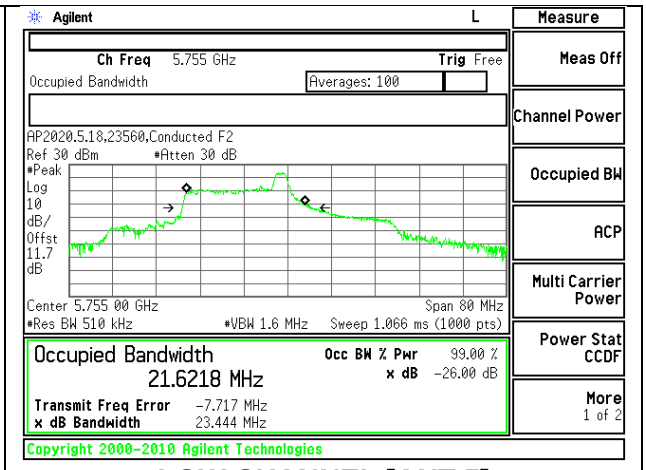

LOW CHANNEL [ANT 5]

UL VERIFICATION SERVICES INC.
47173 Benicia Street, Fremont, CA 94538; USA TEL:(510) 319-4000 FAX:(510) 661-0888

This report shall not be reproduced except in full, without the written approval of UL Verification Services Inc.

2TX ANT 6 + ANT 5 OFDMA MODE: 26 Tones, RU Index 17

Channel	Frequency (MHz)	26 dB Bandwidth ANT 6 (MHz)	26 dB Bandwidth ANT 5 (MHz)	99% Bandwidth ANT 6 (MHz)	99% Bandwidth ANT 5 (MHz)
Low	5755	21.441	20.197	18.9646	18.3991
High	5795	21.308	20.001	19.4143	18.4498

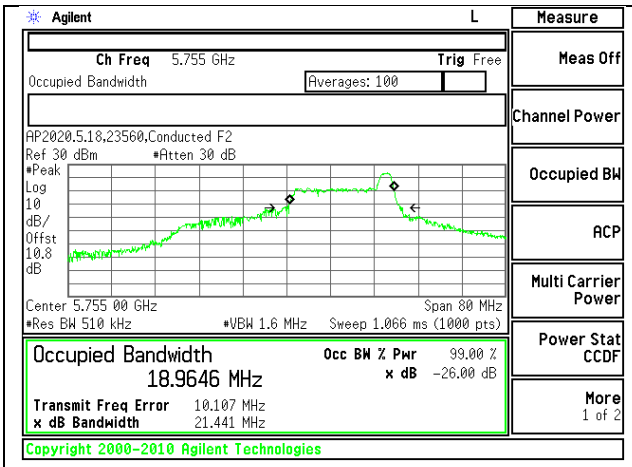

LOW CHANNEL [ANT 6]

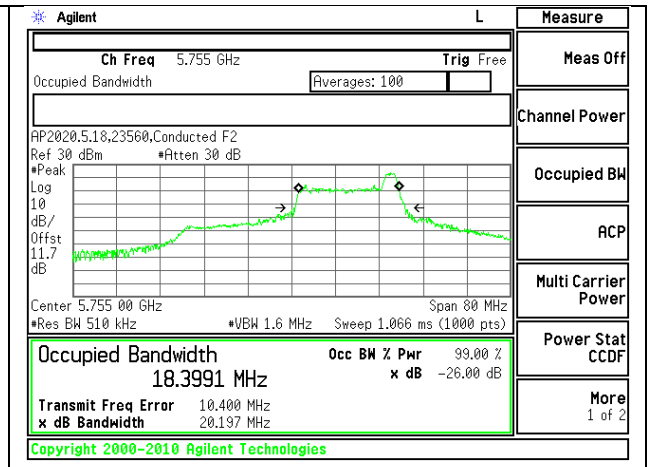

LOW CHANNEL [ANT 5]

2TX ANT 6 + ANT 5 OFDMA MODE: 484 Tones, RU Index 65

Channel	Frequency (MHz)	26 dB Bandwidth ANT 6 (MHz)	26 dB Bandwidth ANT 5 (MHz)	99% Bandwidth ANT 6 (MHz)	99% Bandwidth ANT 5 (MHz)
Low	5755	40.344	40.415	37.5713	37.6211
High	5795	40.284	40.388	37.5843	37.6307

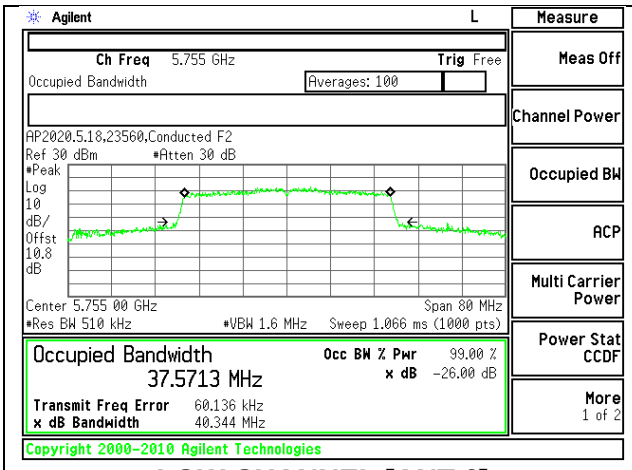

LOW CHANNEL [ANT 6]

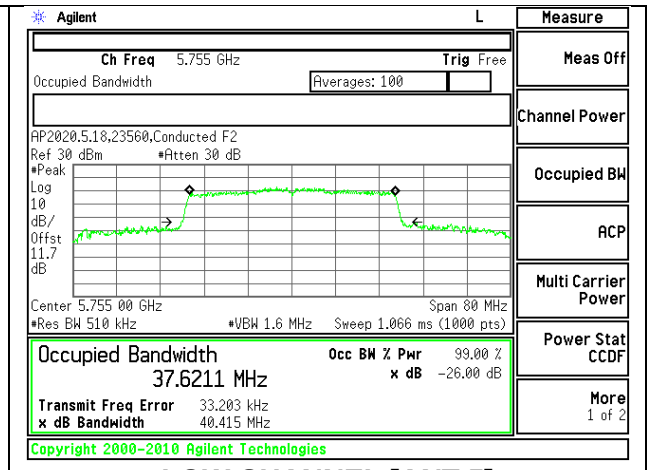

LOW CHANNEL [ANT 5]

UL VERIFICATION SERVICES INC.
47173 Benicia Street, Fremont, CA 94538; USA TEL:(510) 319-4000 FAX:(510) 661-0888

This report shall not be reproduced except in full, without the written approval of UL Verification Services Inc.

9.2.24. 802.11ax HE80 MODE IN THE 5.8 GHz BAND

1TX ANT 6 MODE: 26 Tones, RU Index 0

Channel	Frequency (MHz)	26 dB Bandwidth (MHz)	99% Bandwidth (MHz)
Mid	5775	19.883	18.2769

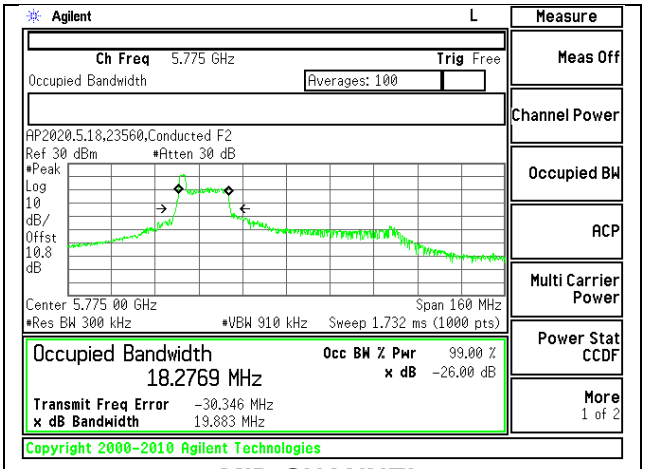

MID CHANNEL

1TX ANT 6 MODE: 26 Tones, RU Index 18

Channel	Frequency (MHz)	26 dB Bandwidth (MHz)	99% Bandwidth (MHz)
Mid	5775	45.237	39.1591

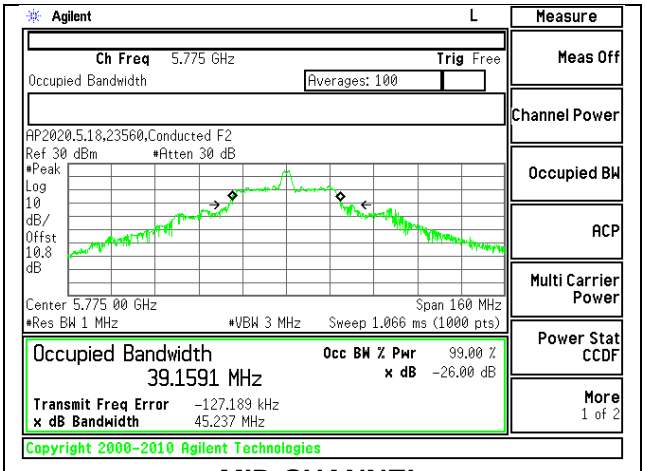

MID CHANNEL

UL VERIFICATION SERVICES INC.
47173 Benicia Street, Fremont, CA 94538; USA TEL:(510) 319-4000 FAX:(510) 661-0888

This report shall not be reproduced except in full, without the written approval of UL Verification Services Inc.

1TX ANT 6 MODE: 26 Tones, RU Index 36

Channel	Frequency (MHz)	26 dB Bandwidth (MHz)	99% Bandwidth (MHz)
Mid	5775	20.484	18.6934

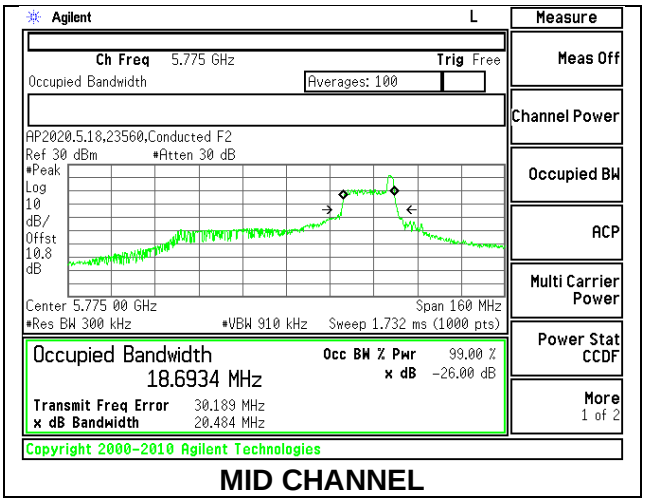

MID CHANNEL

1TX ANT 6 MODE: 996 Tones, RU Index 67

Channel	Frequency (MHz)	26 dB Bandwidth (MHz)	99% Bandwidth (MHz)
Mid	5775	81.790	76.8083

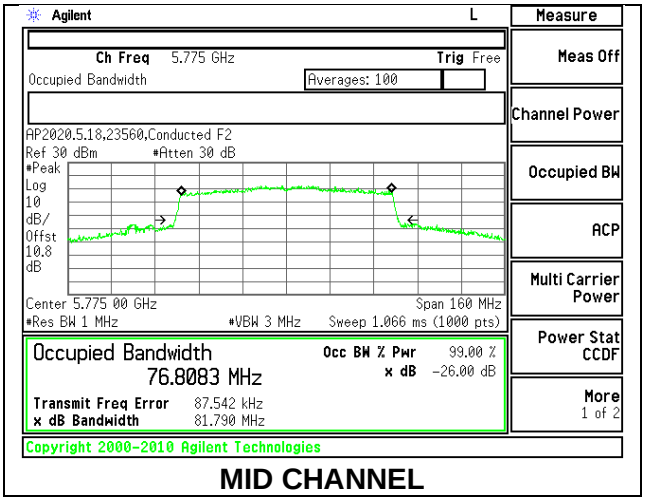

MID CHANNEL

UL VERIFICATION SERVICES INC.
47173 Benicia Street, Fremont, CA 94538; USA TEL:(510) 319-4000 FAX:(510) 661-0888

This report shall not be reproduced except in full, without the written approval of UL Verification Services Inc.

1TX ANT 5 MODE: 26 Tones, RU Index 0

Channel	Frequency (MHz)	26 dB Bandwidth (MHz)	99% Bandwidth (MHz)
Mid	5775	19.947	18.3316

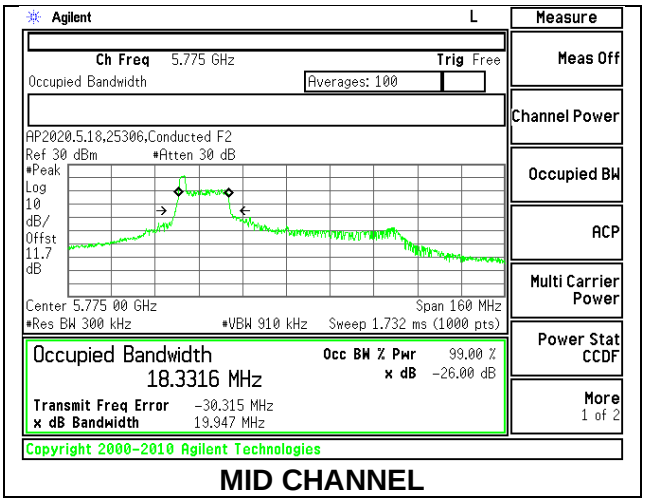

MID CHANNEL

1TX ANT 5 MODE: 26 Tones, RU Index 18

Channel	Frequency (MHz)	26 dB Bandwidth (MHz)	99% Bandwidth (MHz)
Mid	5775	42.324	39.2360

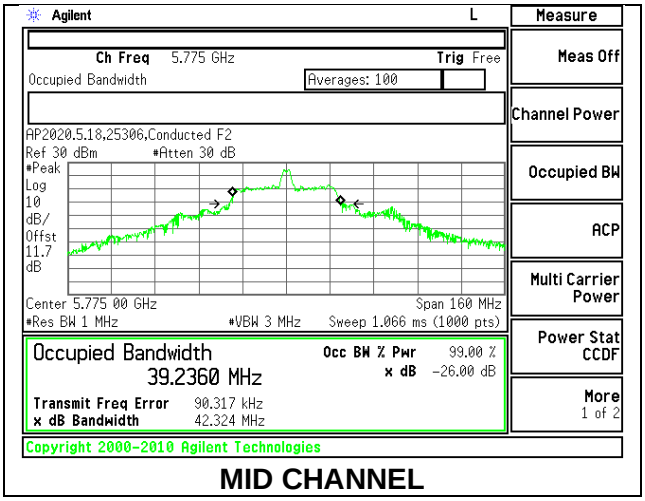

MID CHANNEL

UL VERIFICATION SERVICES INC.
47173 Benicia Street, Fremont, CA 94538; USA TEL:(510) 319-4000 FAX:(510) 661-0888

This report shall not be reproduced except in full, without the written approval of UL Verification Services Inc.

1TX ANT 5 MODE: 26 Tones, RU Index 36

Channel	Frequency (MHz)	26 dB Bandwidth (MHz)	99% Bandwidth (MHz)
Mid	5775	20.352	18.6888

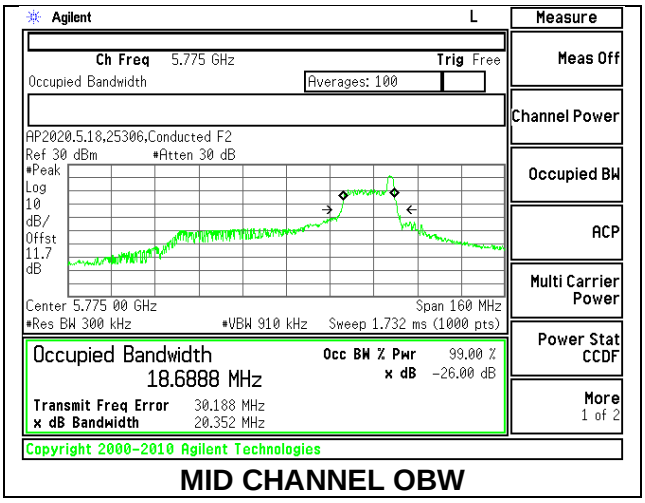

MID CHANNEL OBW

1TX ANT 5 MODE: 996 Tones, RU Index 67

Channel	Frequency (MHz)	26 dB Bandwidth (MHz)	99% Bandwidth (MHz)
Mid	5775	81.567	76.6206

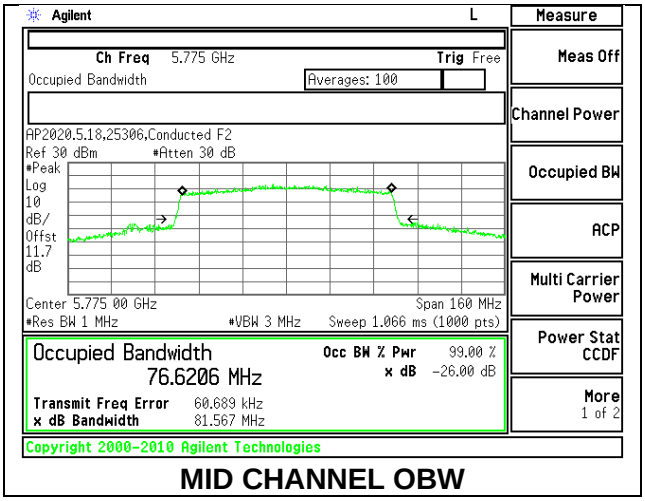

MID CHANNEL OBW

UL VERIFICATION SERVICES INC.
47173 Benicia Street, Fremont, CA 94538; USA TEL:(510) 319-4000 FAX:(510) 661-0888

This report shall not be reproduced except in full, without the written approval of UL Verification Services Inc.

2TX ANT 6 + ANT 5 OFDMA MODE: 26 Tones, RU Index 0

Channel	Frequency (MHz)	26 dB Bandwidth ANT 6 (MHz)	26 dB Bandwidth ANT 5 (MHz)	99% Bandwidth ANT 6 (MHz)	99% Bandwidth ANT 5 (MHz)
Mid	5775	20.088	19.778	18.2775	18.3222

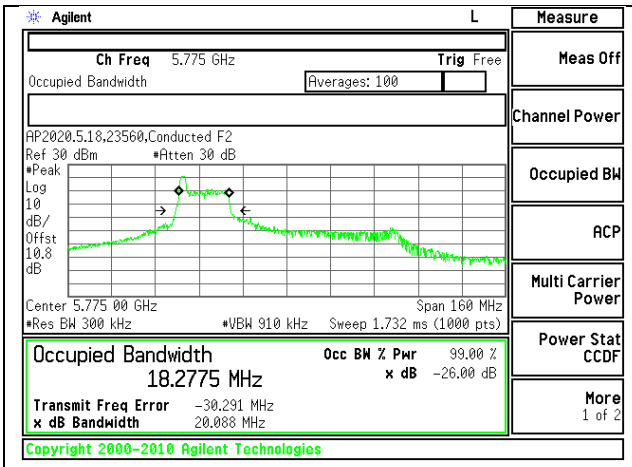

MID CHANNEL [ANT 6]

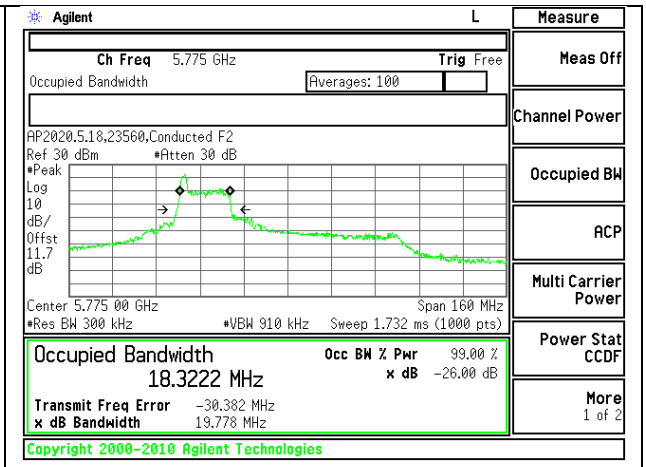

MID CHANNEL [ANT 5]

2TX ANT 6 + ANT 5 OFDMA MODE: 26 Tones, RU Index 18

Channel	Frequency (MHz)	26 dB Bandwidth ANT 6 (MHz)	26 dB Bandwidth ANT 5 (MHz)	99% Bandwidth ANT 6 (MHz)	99% Bandwidth ANT 5 (MHz)
Mid	5775	41.365	39.911	38.9244	37.6445

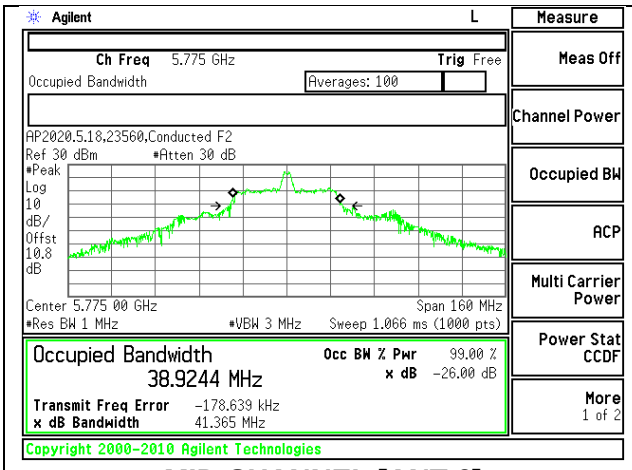

MID CHANNEL [ANT 6]

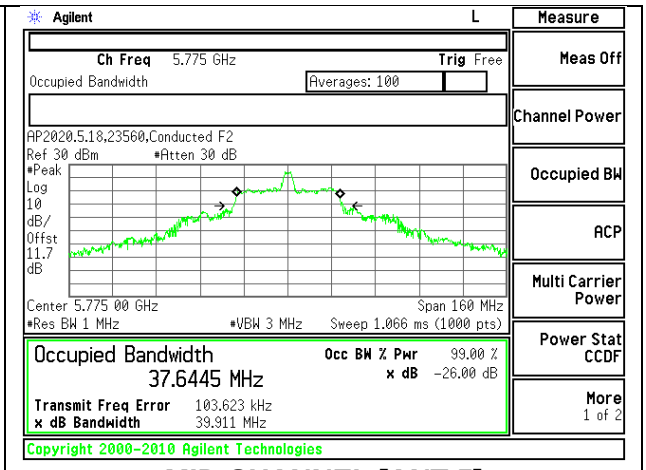

MID CHANNEL [ANT 5]

UL VERIFICATION SERVICES INC.
47173 Benicia Street, Fremont, CA 94538; USA TEL:(510) 319-4000 FAX:(510) 661-0888

This report shall not be reproduced except in full, without the written approval of UL Verification Services Inc.

2TX ANT 6 + ANT 5 OFDMA MODE: 26 Tones, RU Index 36

Channel	Frequency (MHz)	26 dB Bandwidth ANT 6 (MHz)	26 dB Bandwidth ANT 5 (MHz)	99% Bandwidth ANT 6 (MHz)	99% Bandwidth ANT 5 (MHz)
Mid	5775	20.689	19.918	18.6125	18.3213

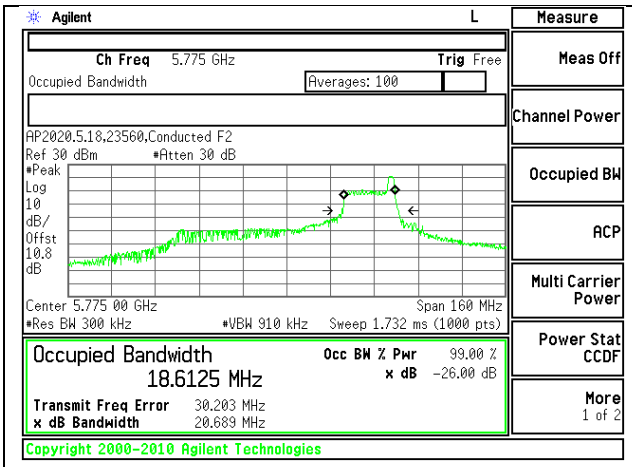

MID CHANNEL [ANT 6]

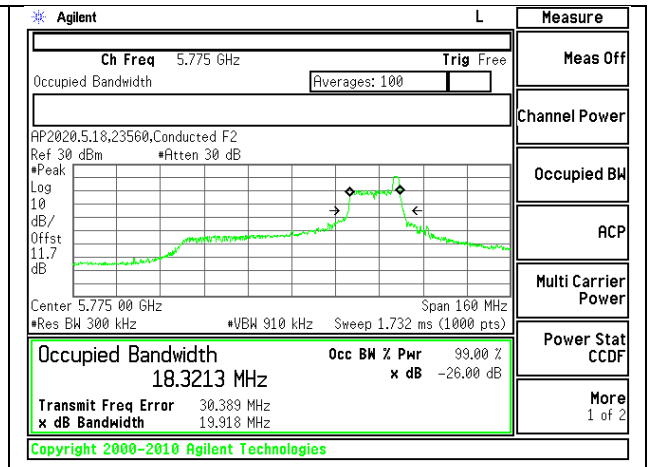

MID CHANNEL [ANT 5]

2TX ANT 6 + ANT 5 OFDMA MODE: 996 Tones, RU Index 67

Channel	Frequency (MHz)	26 dB Bandwidth ANT 6 (MHz)	26 dB Bandwidth ANT 5 (MHz)	99% Bandwidth ANT 6 (MHz)	99% Bandwidth ANT 5 (MHz)
Mid	5775	81.614	81.345	76.7375	76.6261

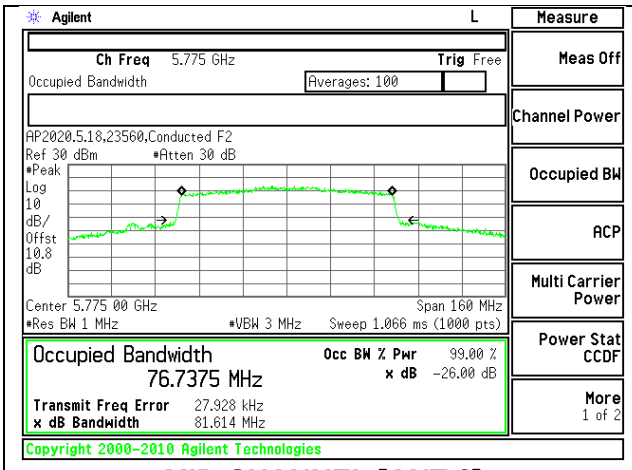

MID CHANNEL [ANT 6]

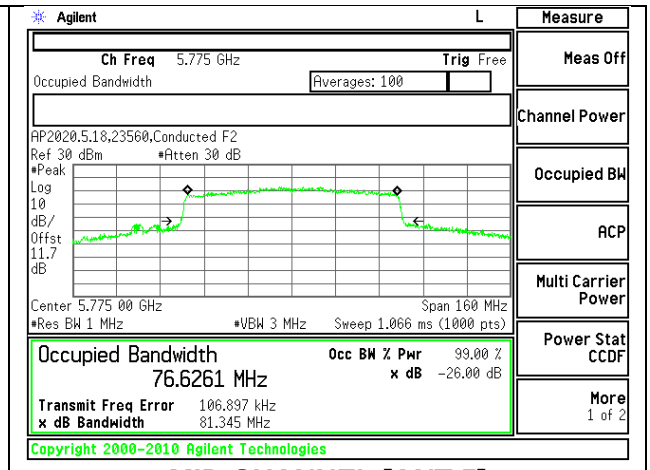

MID CHANNEL [ANT 5]

UL VERIFICATION SERVICES INC.
47173 Benicia Street, Fremont, CA 94538; USA TEL:(510) 319-4000 FAX:(510) 661-0888

This report shall not be reproduced except in full, without the written approval of UL Verification Services Inc.

9.3. 6 dB BANDWIDTH

LIMITS

FCC §15.407 (e)

The minimum 6 dB bandwidth shall be at least 500 kHz.

RESULTS

UL VERIFICATION SERVICES INC.
47173 Benicia Street, Fremont, CA 94538; USA TEL:(510) 319-4000 FAX:(510) 661-0888

This report shall not be reproduced except in full, without the written approval of UL Verification Services Inc.

9.3.1. 802.11n HT20 MODE IN THE 5.8 GHz BAND

1TX ANT 6 MODE

Channel	Frequency (MHz)	6 dB Bandwidth (MHz)	Minimum Limit (MHz)
Low	5745	17.605	0.5
Mid	5785	17.208	0.5
High	5825	17.122	0.5
144	5720	3.415	0.5

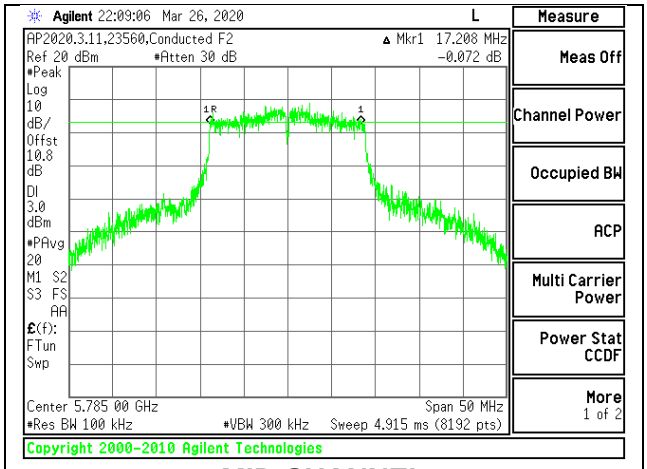

MID CHANNEL

1TX ANT 5 MODE

Channel	Frequency (MHz)	6 dB Bandwidth (MHz)	Minimum Limit (MHz)
Low	5745	17.586	0.5
Mid	5785	17.605	0.5
High	5825	17.605	0.5
144	5720	3.512	0.5

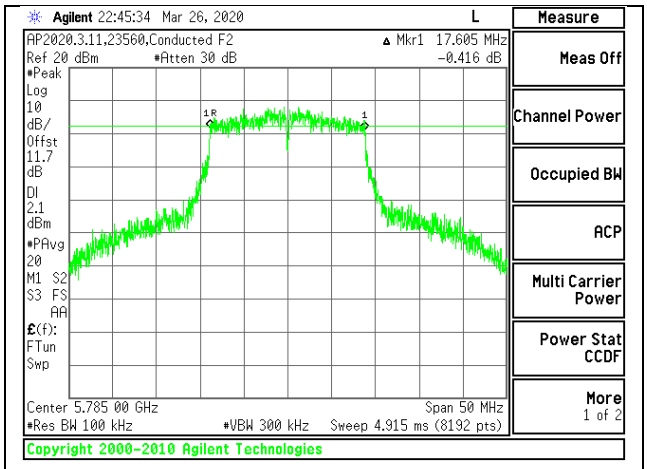

MID CHANNEL

UL VERIFICATION SERVICES INC.
47173 Benicia Street, Fremont, CA 94538; USA TEL:(510) 319-4000 FAX:(510) 661-0888

This report shall not be reproduced except in full, without the written approval of UL Verification Services Inc.

2TX ANT 6 + ANT 5 CDD MODE

Channel	Frequency (MHz)	6 dB Bandwidth ANT 6 (MHz)	6 dB Bandwidth ANT 5 (MHz)	Minimum Limit (MHz)
Low	5745	17.580	17.617	0.5
Mid	5785	17.605	17.605	0.5
High	5825	17.617	17.550	0.5
144	5720	3.805	3.775	0.5

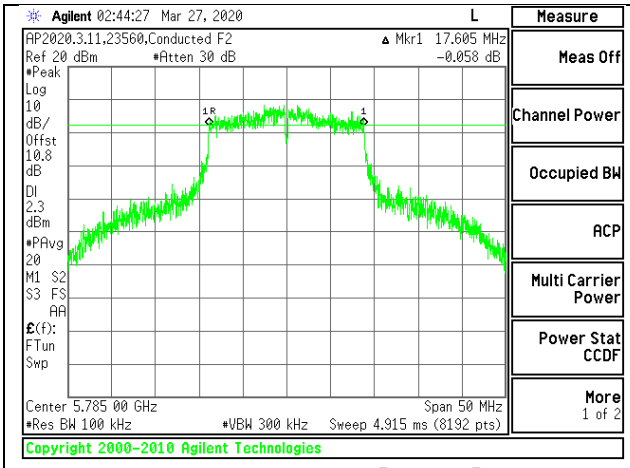

MID CHANNEL [ANT 6]

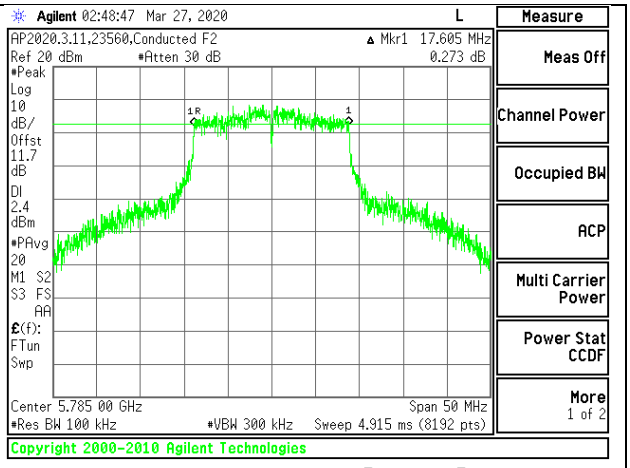

MID CHANNEL [ANT 5]

UL VERIFICATION SERVICES INC.
47173 Benicia Street, Fremont, CA 94538; USA TEL:(510) 319-4000 FAX:(510) 661-0888

This report shall not be reproduced except in full, without the written approval of UL Verification Services Inc.

9.3.2. 802.11n HT40 MODE IN THE 5.8 GHz BAND

1TX ANT 6 MODE

Channel	Frequency (MHz)	6 dB Bandwidth (MHz)	Minimum Limit (MHz)
Low	5755	35.942	0.5
High	5795	36.076	0.5
142	5710	3.160	0.5

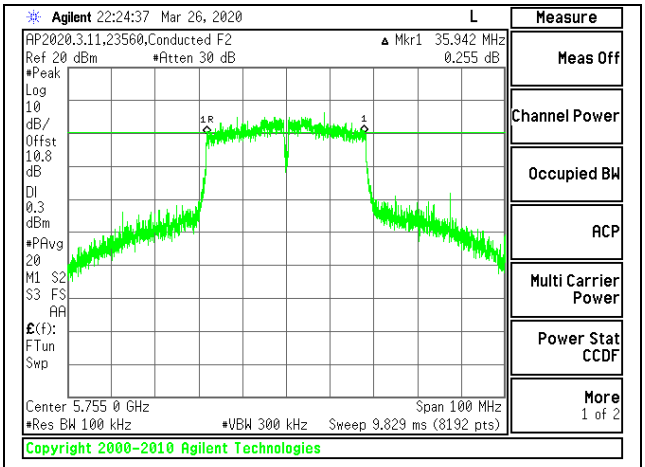

LOW CHANNEL

1TX ANT 5 MODE

Channel	Frequency (MHz)	6 dB Bandwidth (MHz)	Minimum Limit (MHz)
Low	5755	35.747	0.5
High	5795	35.686	0.5
142	5710	2.953	0.5

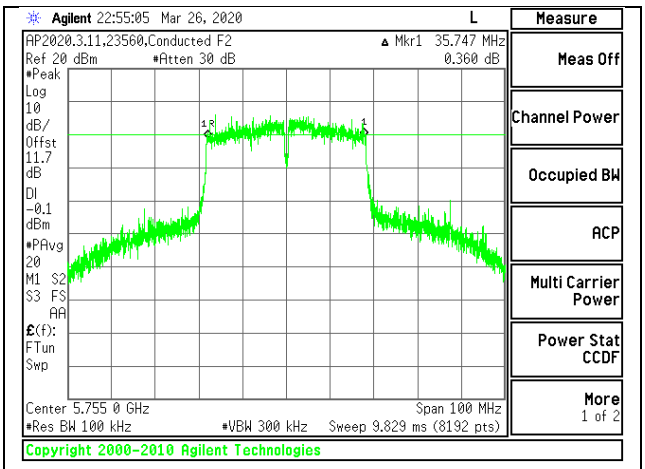

LOW CHANNEL

UL VERIFICATION SERVICES INC.
47173 Benicia Street, Fremont, CA 94538; USA TEL:(510) 319-4000 FAX:(510) 661-0888

This report shall not be reproduced except in full, without the written approval of UL Verification Services Inc.

2TX ANT 6 + ANT 5 CDD MODE

Channel	Frequency (MHz)	6 dB Bandwidth ANT 6 (MHz)	6 dB Bandwidth ANT 5 (MHz)	Minimum Limit (MHz)
Low	5755	35.759	36.345	0.5
High	5795	35.734	36.284	0.5
142	5710	1.744	2.562	0.5

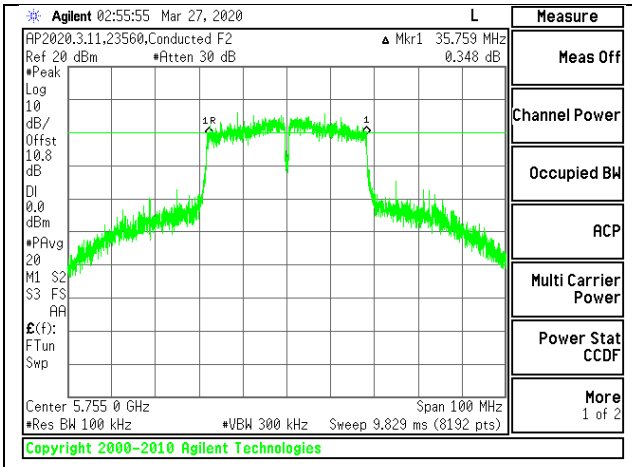

LOW CHANNEL [ANT 6]

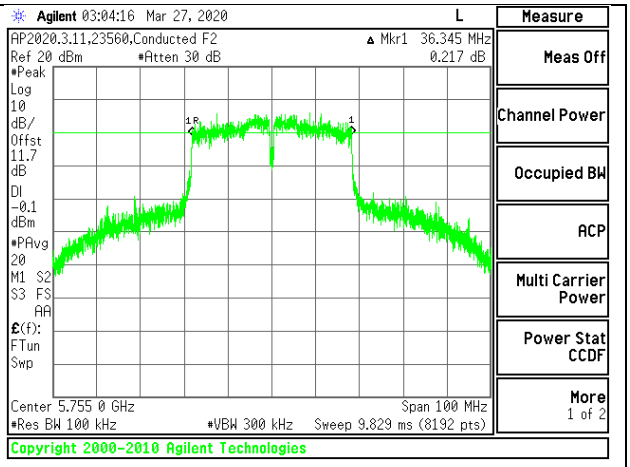

LOW CHANNEL [ANT 5]

UL VERIFICATION SERVICES INC.
47173 Benicia Street, Fremont, CA 94538; USA TEL:(510) 319-4000 FAX:(510) 661-0888

This report shall not be reproduced except in full, without the written approval of UL Verification Services Inc.

9.3.3. 802.11ac VHT80 MODE IN THE 5.8 GHz BAND

1TX ANT 6 MODE

Channel	Frequency (MHz)	6 dB Bandwidth (MHz)	Minimum Limit (MHz)
Mid	5775	74.277	0.5
138	5690	2.541	0.5

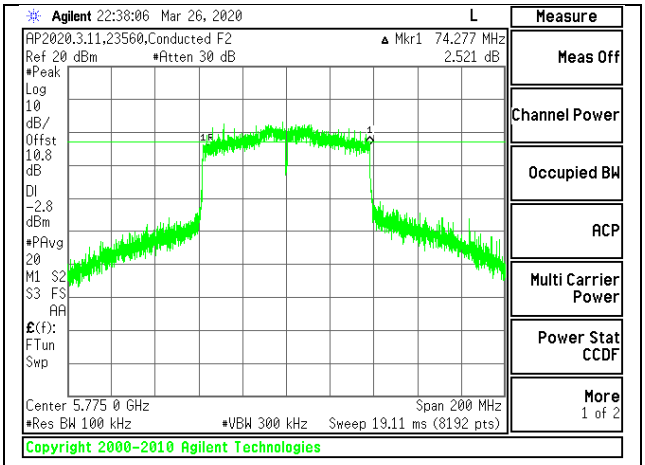

MID CHANNEL

1TX ANT 5 MODE

Channel	Frequency (MHz)	6 dB Bandwidth (MHz)	Minimum Limit (MHz)
Mid	5775	76.106	0.5
138	5690	2.517	0.5

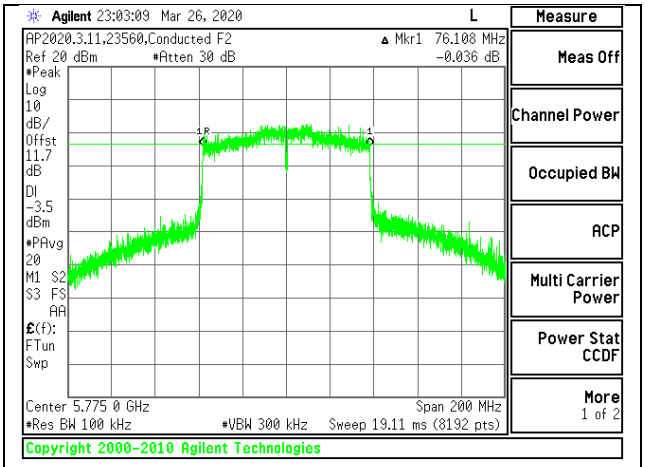

MID CHANNEL

UL VERIFICATION SERVICES INC.
47173 Benicia Street, Fremont, CA 94538; USA TEL:(510) 319-4000 FAX:(510) 661-0888

This report shall not be reproduced except in full, without the written approval of UL Verification Services Inc.

2TX ANT 6 + ANT 5 CDD MODE

Channel	Frequency (MHz)	6 dB Bandwidth ANT 6 (MHz)	6 dB Bandwidth ANT 5 (MHz)	Minimum Limit (MHz)
Mid	5775	75.156	75.156	0.5
138	5690	2.517	2.566	0.5

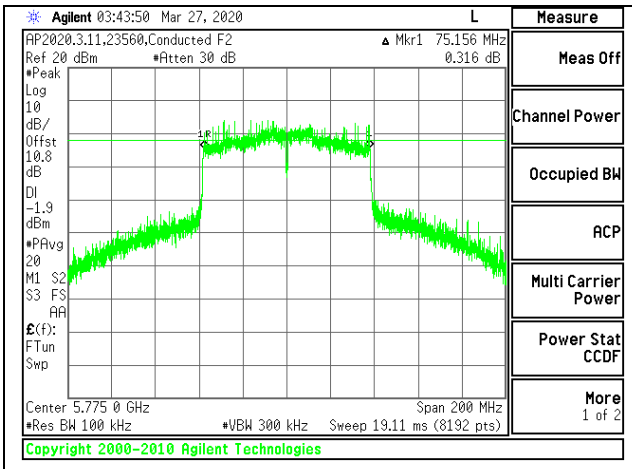

MID CHANNEL [ANT 6]

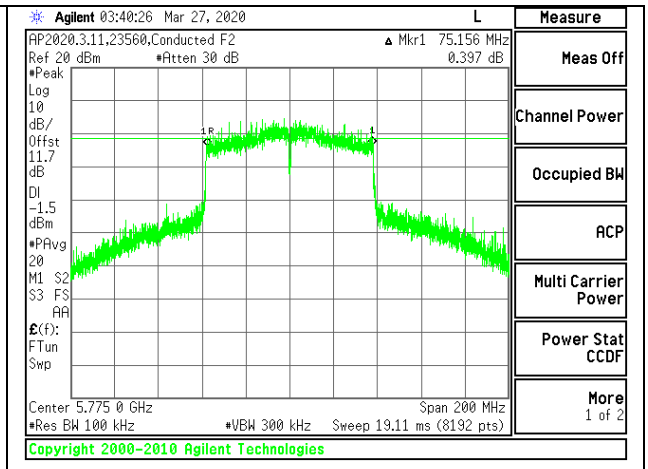

MID CHANNEL [ANT 5]

UL VERIFICATION SERVICES INC.
47173 Benicia Street, Fremont, CA 94538; USA TEL:(510) 319-4000 FAX:(510) 661-0888

This report shall not be reproduced except in full, without the written approval of UL Verification Services Inc.

9.3.4. 802.11ax HE20 MODE IN THE 5.8 GHz BAND

1TX ANT 6 MODE: 26 Tones, RU Index 0

Channel	Frequency (MHz)	6 dB Bandwidth (MHz)	Minimum Limit (MHz)
Low	5745	2.008	0.5
Mid	5785	2.008	0.5
High	5825	2.027	0.5

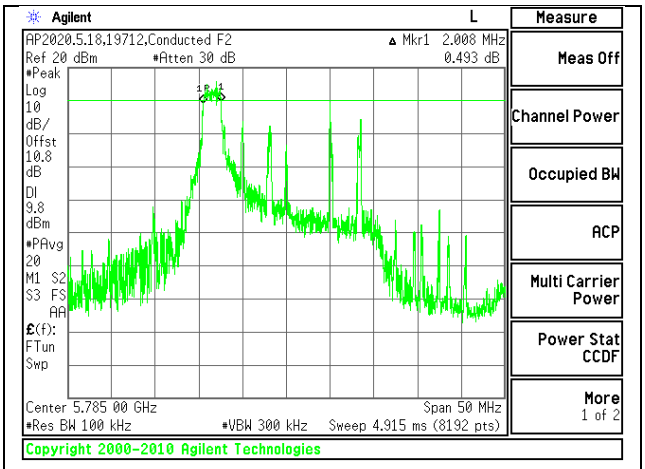

MID CHANNEL

1TX ANT 6 MODE: 26 Tones, RU Index 4

Channel	Frequency (MHz)	6 dB Bandwidth (MHz)	Minimum Limit (MHz)
Low	5745	2.576	0.5
Mid	5785	2.502	0.5
High	5825	2.582	0.5

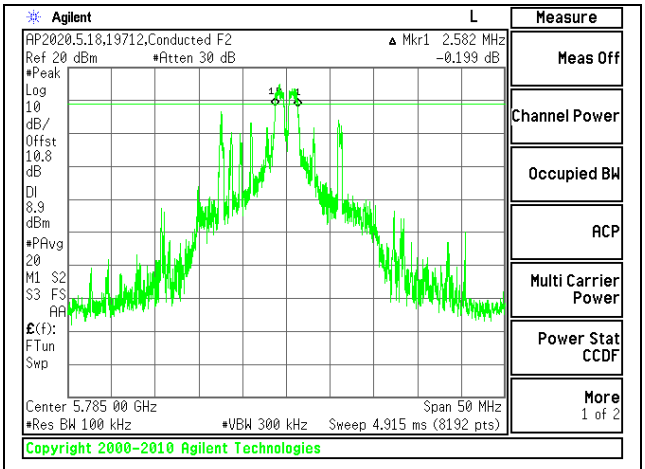

MID CHANNEL

UL VERIFICATION SERVICES INC.
47173 Benicia Street, Fremont, CA 94538; USA TEL:(510) 319-4000 FAX:(510) 661-0888

This report shall not be reproduced except in full, without the written approval of UL Verification Services Inc.

1TX ANT 6 MODE: 26 Tones, RU Index 8

Channel	Frequency (MHz)	6 dB Bandwidth (MHz)	Minimum Limit (MHz)
Low	5745	2.008	0.5
Mid	5785	2.008	0.5
High	5825	1.972	0.5
144	5720	2.136	0.5

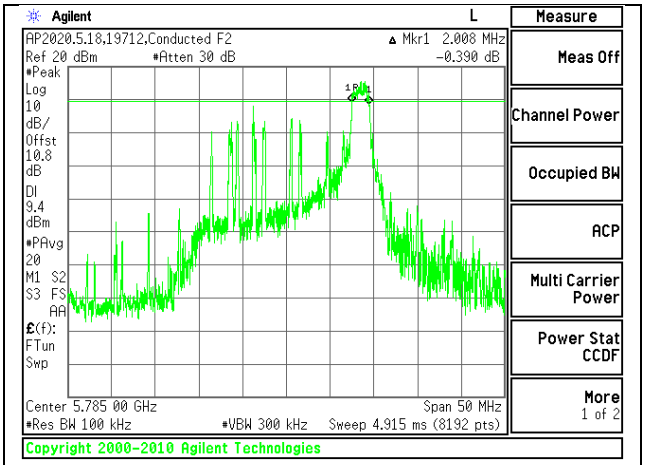

MID CHANNEL

1TX ANT 6 MODE: 242 Tones, RU Index 61

Channel	Frequency (MHz)	6 dB Bandwidth (MHz)	Minimum Limit (MHz)
Low	5745	18.117	0.5
Mid	5785	18.618	0.5
High	5825	18.459	0.5
144	5720	4.471	0.5

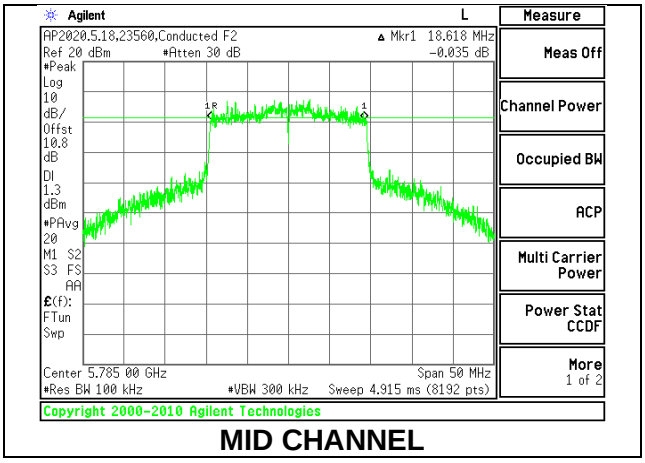

MID CHANNEL

UL VERIFICATION SERVICES INC.
47173 Benicia Street, Fremont, CA 94538; USA TEL:(510) 319-4000 FAX:(510) 661-0888

This report shall not be reproduced except in full, without the written approval of UL Verification Services Inc.

1TX ANT 5 MODE: 26 Tones, RU Index 0

Channel	Frequency (MHz)	6 dB Bandwidth (MHz)	Minimum Limit (MHz)
Low	5745	2.033	0.5
Mid	5785	2.014	0.5
High	5825	2.039	0.5

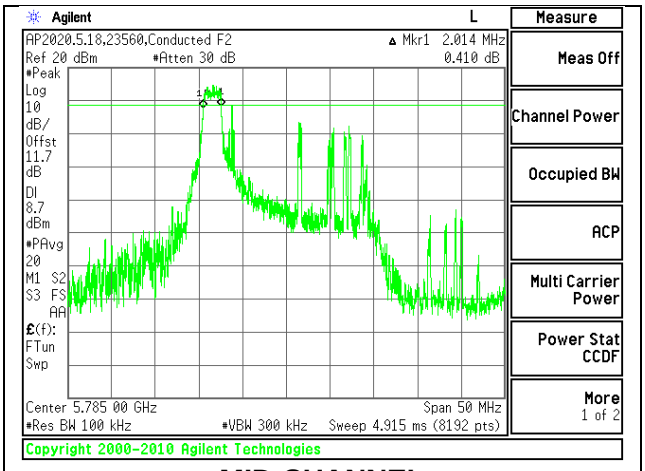

MID CHANNEL

1TX ANT 5 MODE: 26 Tones, RU Index 4

Channel	Frequency (MHz)	6 dB Bandwidth (MHz)	Minimum Limit (MHz)
Low	5745	2.539	0.5
Mid	5785	2.570	0.5
High	5825	2.576	0.5

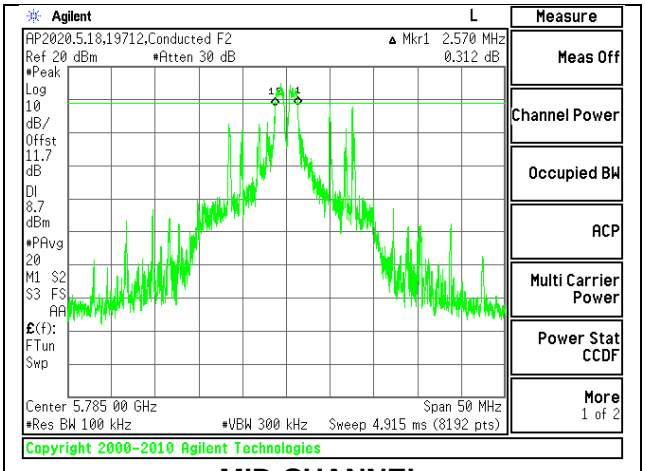

MID CHANNEL

UL VERIFICATION SERVICES INC.
47173 Benicia Street, Fremont, CA 94538; USA TEL:(510) 319-4000 FAX:(510) 661-0888

This report shall not be reproduced except in full, without the written approval of UL Verification Services Inc.

1TX ANT 5 MODE: 26 Tones, RU Index 8

Channel	Frequency (MHz)	6 dB Bandwidth (MHz)	Minimum Limit (MHz)
Low	5745	1.941	0.5
Mid	5785	2.057	0.5
High	5825	2.014	0.5
144	5720	2.033	0.5

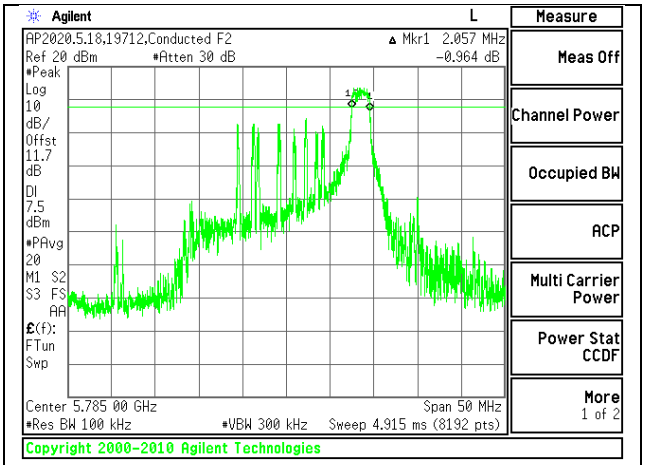

MID CHANNEL

1TX ANT 5 MODE: 242 Tones, RU Index 61

Channel	Frequency (MHz)	6 dB Bandwidth (MHz)	Minimum Limit (MHz)
Low	5745	18.294	0.5
Mid	5785	18.954	0.5
High	5825	17.654	0.5
144	5720	4.471	0.5

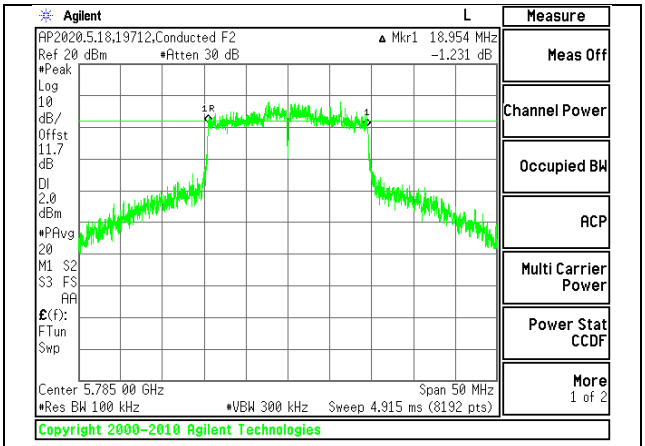

MID CHANNEL

UL VERIFICATION SERVICES INC.
47173 Benicia Street, Fremont, CA 94538; USA TEL:(510) 319-4000 FAX:(510) 661-0888

This report shall not be reproduced except in full, without the written approval of UL Verification Services Inc.

2TX ANT 6 + ANT 5 OFDMA MODE: 26 Tones, RU Index 0

Channel	Frequency (MHz)	6 dB Bandwidth ANT 6 (MHz)	6 dB Bandwidth ANT 5 (MHz)	Minimum Limit (MHz)
Low	5745	2.027	2.045	0.5
Mid	5785	2.008	2.008	0.5
High	5825	2.075	2.033	0.5

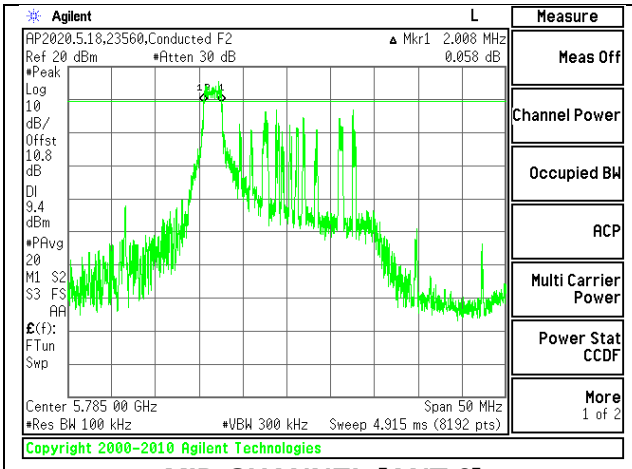

MID CHANNEL [ANT 6]

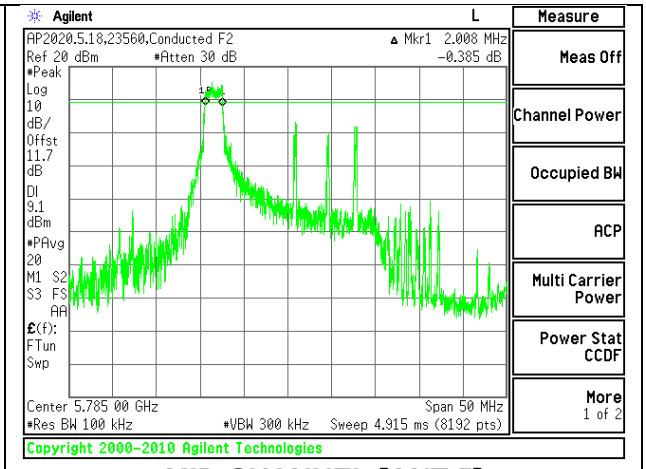

MID CHANNEL [ANT 5]

2TX ANT 6 + ANT 5 OFDMA MODE: 26 Tones, RU Index 4

Channel	Frequency (MHz)	6 dB Bandwidth ANT 6 (MHz)	6 dB Bandwidth ANT 5 (MHz)	Minimum Limit (MHz)
Low	5745	2.545	2.515	0.5
Mid	5785	2.570	2.570	0.5
High	5825	2.594	2.539	0.5

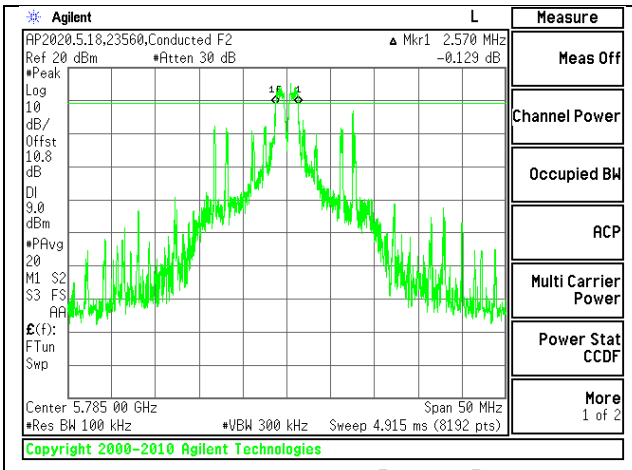

MID CHANNEL [ANT 6]

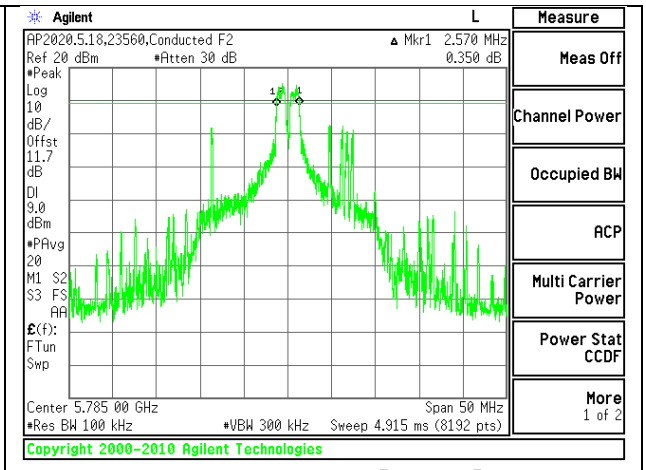

MID CHANNEL [ANT 5]

UL VERIFICATION SERVICES INC.
47173 Benicia Street, Fremont, CA 94538; USA TEL:(510) 319-4000 FAX:(510) 661-0888

This report shall not be reproduced except in full, without the written approval of UL Verification Services Inc.

2TX ANT 6 + ANT 5 OFDMA MODE: 26 Tones, RU Index 8

Channel	Frequency (MHz)	6 dB Bandwidth ANT 6 (MHz)	6 dB Bandwidth ANT 5 (MHz)	Minimum Limit (MHz)
Low	5745	1.996	2.014	0.5
Mid	5785	1.990	2.008	0.5
High	5825	1.984	2.027	0.5
144	5720	2.008	2.014	0.5

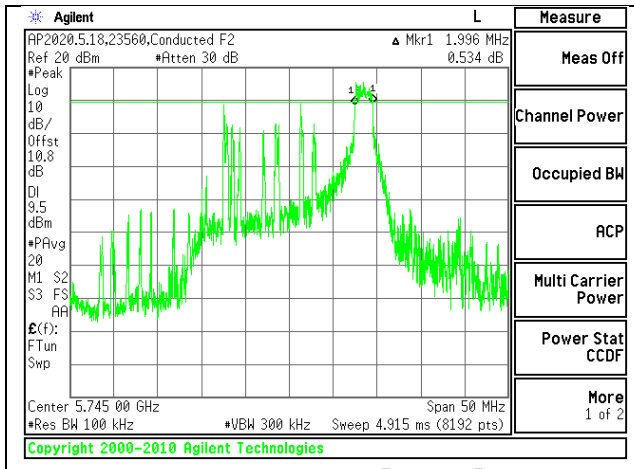

MID CHANNEL [ANT 6]

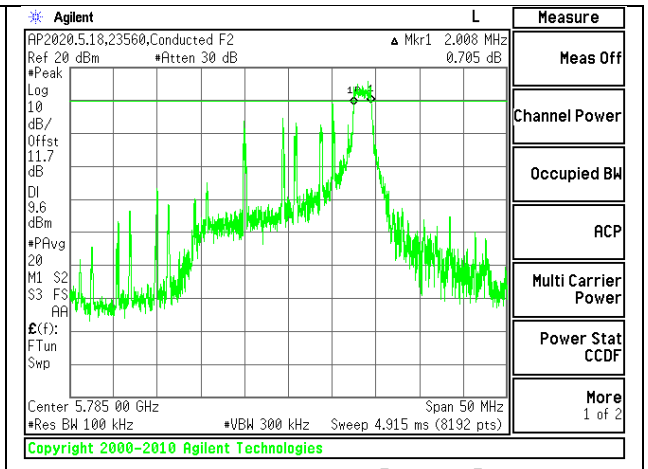

MID CHANNEL [ANT 5]

2TX ANT 6 + ANT 5 OFDMA MODE: 242 Tones, RU Index 61

Channel	Frequency (MHz)	6 dB Bandwidth ANT 6 (MHz)	6 dB Bandwidth ANT 5 (MHz)	Minimum Limit (MHz)
Low	5745	18.380	18.380	0.5
Mid	5785	18.343	18.423	0.5
High	5825	18.783	18.783	0.5
144	5720	3.781	4.477	0.5

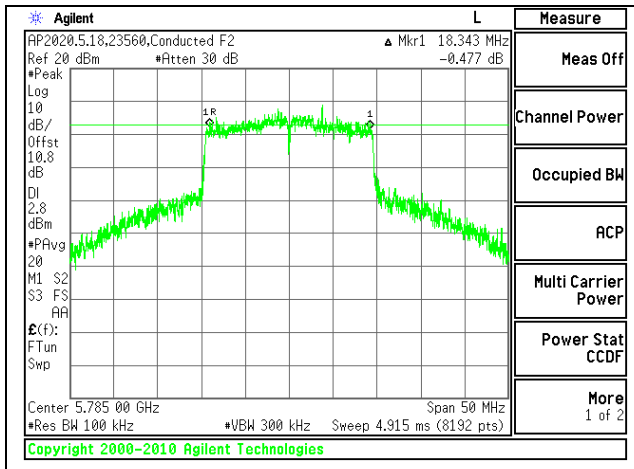

MID CHANNEL [ANT 6]

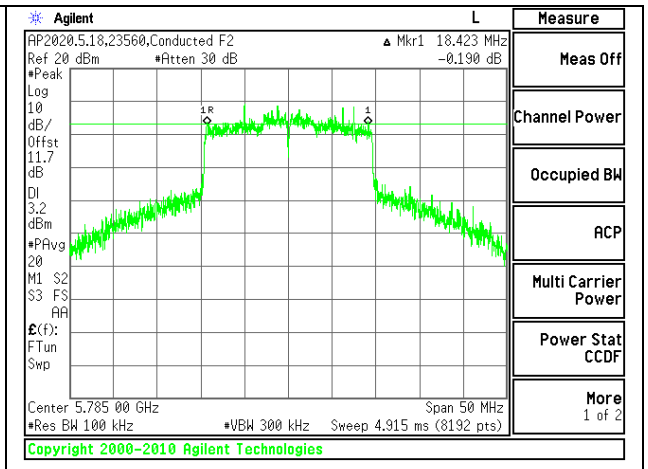

MID CHANNEL [ANT 5]

UL VERIFICATION SERVICES INC.
47173 Benicia Street, Fremont, CA 94538; USA TEL:(510) 319-4000 FAX:(510) 661-0888

This report shall not be reproduced except in full, without the written approval of UL Verification Services Inc.

9.3.5. 802.11ax HE40 MODE IN THE 5.8 GHz BAND

1TX ANT 6 MODE: 26 Tones, RU Index 0

Channel	Frequency (MHz)	6 dB Bandwidth (MHz)	Minimum Limit (MHz)
Low	5755	2.039	0.5
High	5795	2.014	0.5

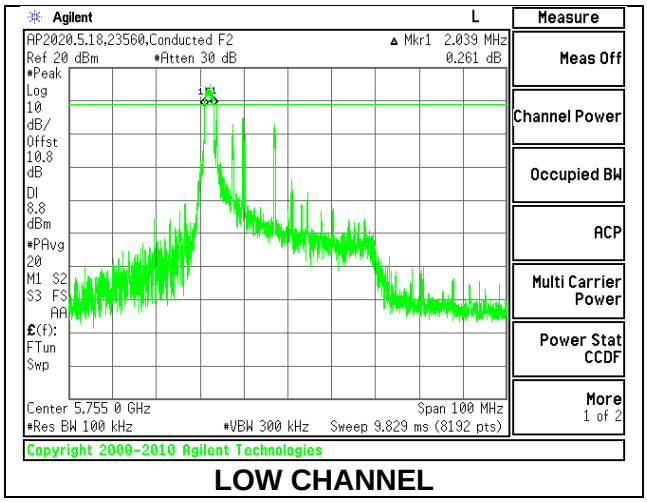

LOW CHANNEL

1TX ANT 6 MODE: 26 Tones, RU Index 8

Channel	Frequency (MHz)	6 dB Bandwidth (MHz)	Minimum Limit (MHz)
Low	5755	2.075	0.5
High	5795	2.039	0.5

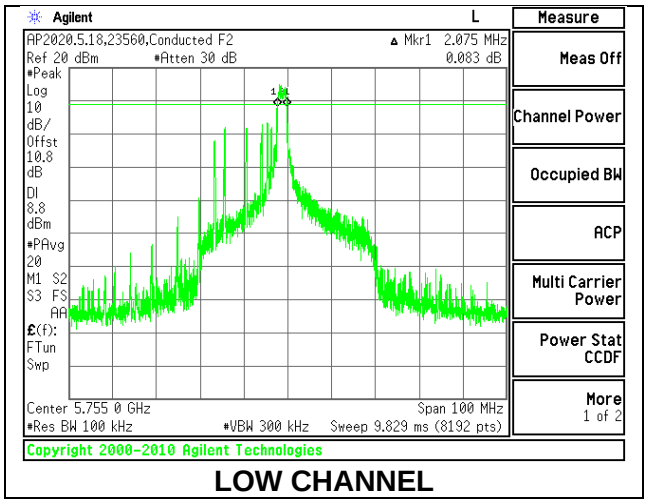

LOW CHANNEL

UL VERIFICATION SERVICES INC.
47173 Benicia Street, Fremont, CA 94538; USA TEL:(510) 319-4000 FAX:(510) 661-0888

This report shall not be reproduced except in full, without the written approval of UL Verification Services Inc.

1TX ANT 6 MODE: 26 Tones, RU Index 17

Channel	Frequency (MHz)	6 dB Bandwidth (MHz)	Minimum Limit (MHz)
Low	5755	1.990	0.5
High	5795	2.027	0.5
142	5710	2.002	0.5

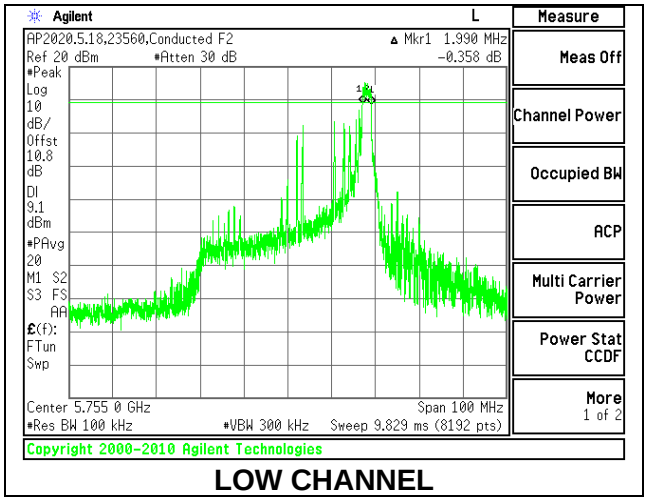

LOW CHANNEL

1TX ANT 6 MODE: 484 Tones, RU Index 65

Channel	Frequency (MHz)	6 dB Bandwidth (MHz)	Minimum Limit (MHz)
Low	5755	37.761	0.5
High	5795	36.723	0.5
142	5710	3.197	0.5

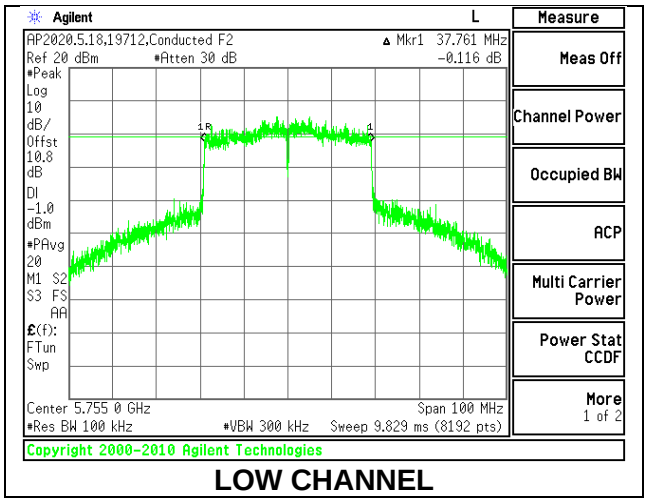

LOW CHANNEL

UL VERIFICATION SERVICES INC.
47173 Benicia Street, Fremont, CA 94538; USA TEL:(510) 319-4000 FAX:(510) 661-0888

This report shall not be reproduced except in full, without the written approval of UL Verification Services Inc.

1TX ANT 5 MODE: 26 Tones, RU Index 0

Channel	Frequency (MHz)	6 dB Bandwidth (MHz)	Minimum Limit (MHz)
Low	5755	2.075	0.5
High	5795	2.063	0.5

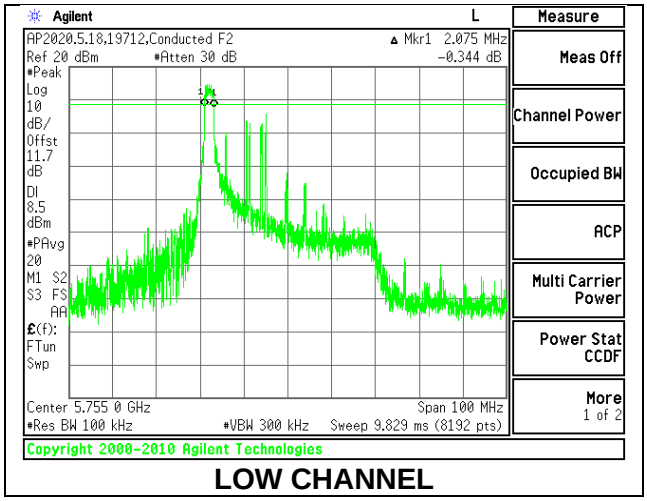

LOW CHANNEL

1TX ANT 5 MODE: 26 Tones, RU Index 8

Channel	Frequency (MHz)	6 dB Bandwidth (MHz)	Minimum Limit (MHz)
Low	5755	2.088	0.5
High	5795	1.978	0.5

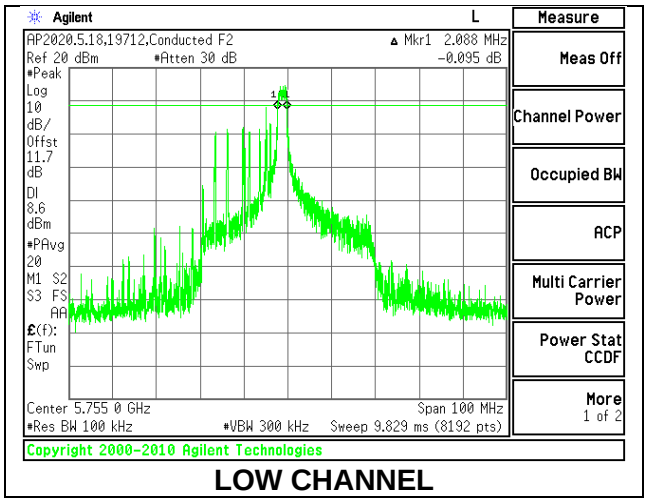

LOW CHANNEL

UL VERIFICATION SERVICES INC.
47173 Benicia Street, Fremont, CA 94538; USA TEL:(510) 319-4000 FAX:(510) 661-0888

This report shall not be reproduced except in full, without the written approval of UL Verification Services Inc.

1TX ANT 5 MODE: 26 Tones, RU Index 17

Channel	Frequency (MHz)	6 dB Bandwidth (MHz)	Minimum Limit (MHz)
Low	5755	1.966	0.5
High	5795	2.027	0.5
142	5710	1.978	0.5

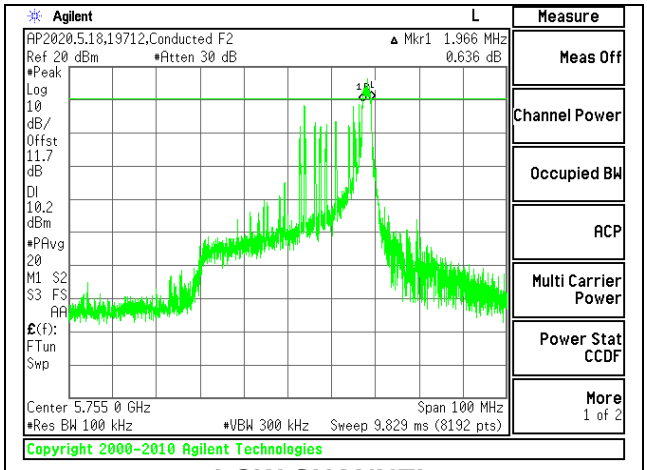

LOW CHANNEL

1TX ANT 5 MODE: 484 Tones, RU Index 65

Channel	Frequency (MHz)	6 dB Bandwidth (MHz)	Minimum Limit (MHz)
Low	5755	36.650	0.5
High	5795	36.748	0.5
142	5710	3.893	0.5

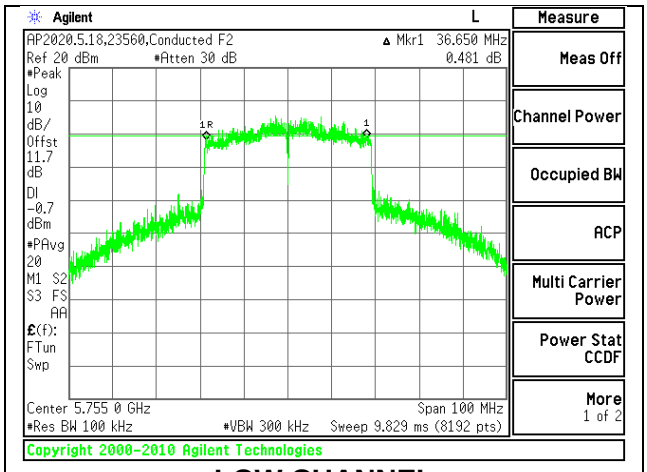

LOW CHANNEL

UL VERIFICATION SERVICES INC.
47173 Benicia Street, Fremont, CA 94538; USA TEL:(510) 319-4000 FAX:(510) 661-0888

This report shall not be reproduced except in full, without the written approval of UL Verification Services Inc.

2TX ANT 6 + ANT 5 OFDMA MODE: 26 Tones, RU Index 0

Channel	Frequency (MHz)	6 dB Bandwidth ANT 6 (MHz)	6 dB Bandwidth ANT 5 (MHz)	Minimum Limit (MHz)
Low	5755	1.978	2.051	0.5
High	5795	2.014	2.088	0.5

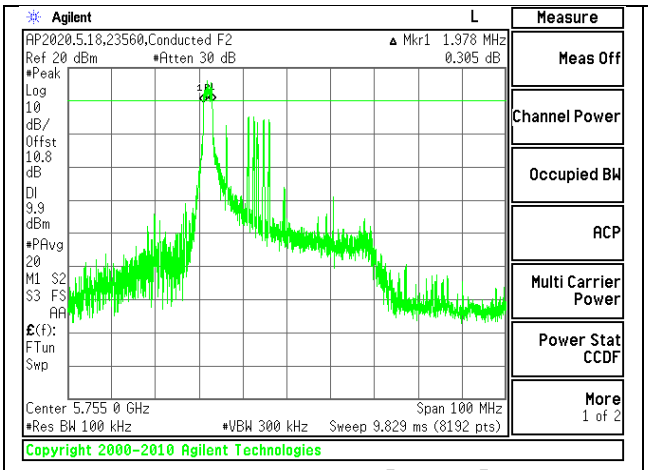

LOW CHANNEL [ANT 6]

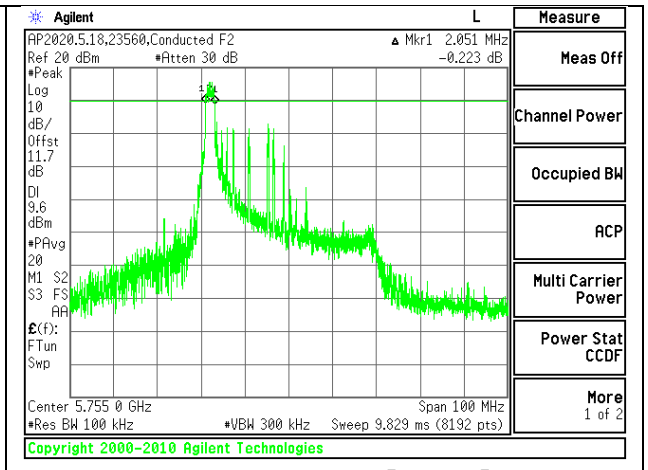

LOW CHANNEL [ANT 5]

2TX ANT 6 + ANT 5 OFDMA MODE: 26 Tones, RU Index 8

Channel	Frequency (MHz)	6 dB Bandwidth ANT 6 (MHz)	6 dB Bandwidth ANT 5 (MHz)	Minimum Limit (MHz)
Low	5755	2.039	2.039	0.5
High	5795	2.075	2.075	0.5

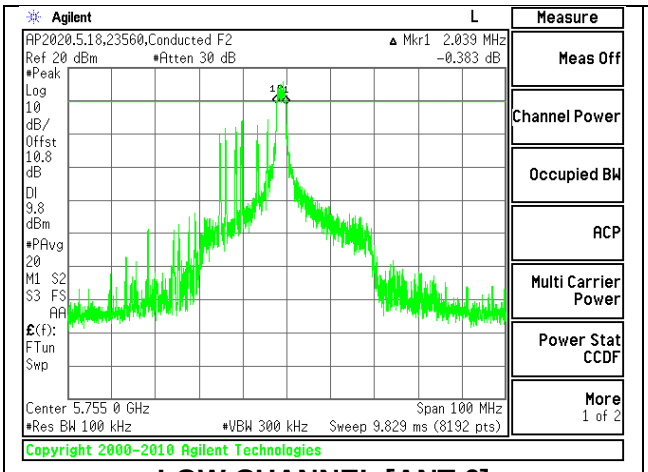

LOW CHANNEL [ANT 6]

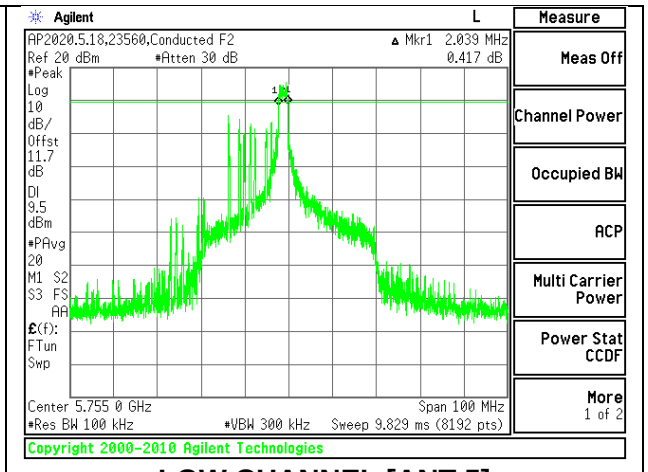

LOW CHANNEL [ANT 5]

UL VERIFICATION SERVICES INC.
47173 Benicia Street, Fremont, CA 94538; USA TEL:(510) 319-4000 FAX:(510) 661-0888

This report shall not be reproduced except in full, without the written approval of UL Verification Services Inc.

2TX ANT 6 + ANT 5 OFDMA MODE: 26 Tones, RU Index 17

Channel	Frequency (MHz)	6 dB Bandwidth ANT 6 (MHz)	6 dB Bandwidth ANT 5 (MHz)	Minimum Limit (MHz)
Low	5755	2.002	2.014	0.5
High	5795	2.002	2.027	0.5
142	5710	1.953	2.014	0.5

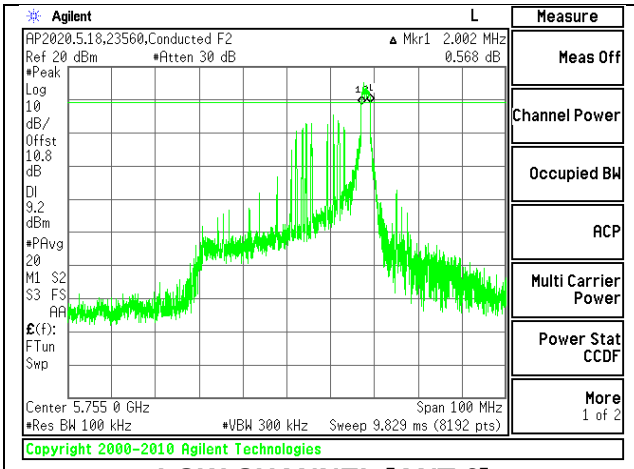

LOW CHANNEL [ANT 6]

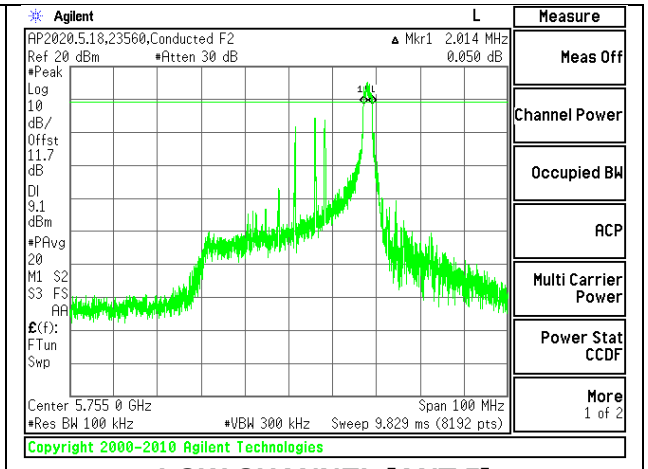

LOW CHANNEL [ANT 5]

2TX ANT 6 + ANT 5 OFDMA MODE: 484 Tones, RU Index 65

Channel	Frequency (MHz)	6 dB Bandwidth ANT 6 (MHz)	6 dB Bandwidth ANT 5 (MHz)	Minimum Limit (MHz)
Low	5755	37.382	37.358	0.5
High	5795	37.120	37.16	0.5
142	5710	3.514	4.030	0.5

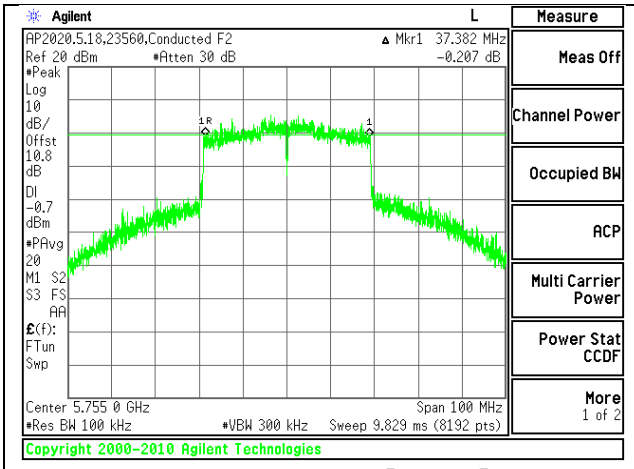

LOW CHANNEL [ANT 6]

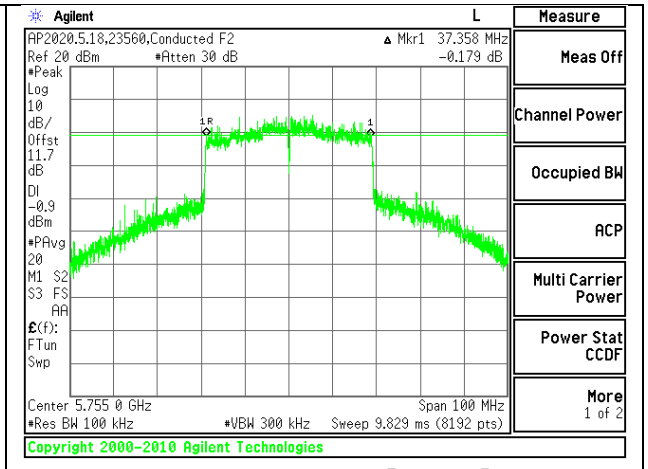

LOW CHANNEL [ANT 5]

UL VERIFICATION SERVICES INC.
47173 Benicia Street, Fremont, CA 94538; USA TEL:(510) 319-4000 FAX:(510) 661-0888

This report shall not be reproduced except in full, without the written approval of UL Verification Services Inc.

9.3.6. 802.11ax HE80 MODE IN THE 5.8 GHz BAND

1TX ANT 6 MODE: 26 Tones, RU Index 0

Channel	Frequency (MHz)	6 dB Bandwidth (MHz)	Minimum Limit (MHz)
Mid	5775	2.002	0.5

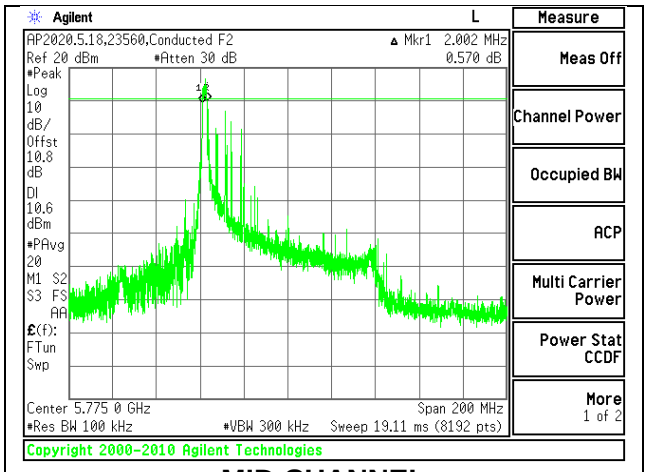

MID CHANNEL

1TX ANT 6 MODE: 26 Tones, RU Index 18

Channel	Frequency (MHz)	6 dB Bandwidth (MHz)	Minimum Limit (MHz)
Mid	5775	2.613	0.5

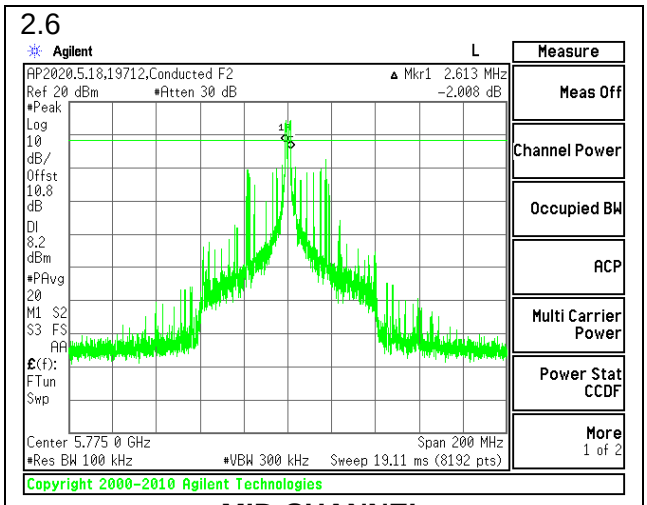

MID CHANNEL

UL VERIFICATION SERVICES INC.
47173 Benicia Street, Fremont, CA 94538; USA TEL:(510) 319-4000 FAX:(510) 661-0888

This report shall not be reproduced except in full, without the written approval of UL Verification Services Inc.

1TX ANT 6 MODE: 26 Tones, RU Index 36

Channel	Frequency (MHz)	6 dB Bandwidth (MHz)	Minimum Limit (MHz)
Mid	5775	2.075	0.5
138	5690	2.051	0.5

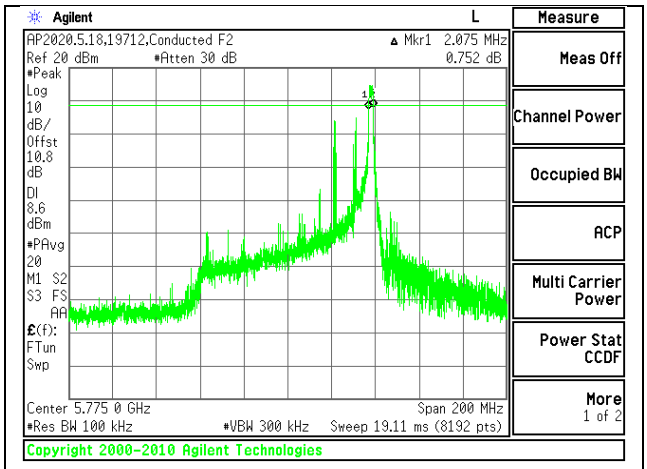

MID CHANNEL

1TX ANT 6 MODE: 996 Tones, RU Index 67

Channel	Frequency (MHz)	6 dB Bandwidth (MHz)	Minimum Limit (MHz)
Mid	5775	75.200	0.5
138	5690	3.469	0.5

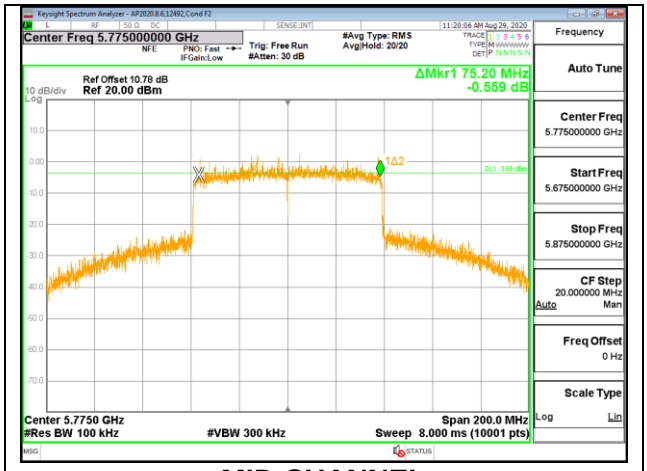

MID CHANNEL

UL VERIFICATION SERVICES INC.
47173 Benicia Street, Fremont, CA 94538; USA TEL:(510) 319-4000 FAX:(510) 661-0888

This report shall not be reproduced except in full, without the written approval of UL Verification Services Inc.

1TX ANT 5 MODE: 26 Tones, RU Index 0

Channel	Frequency (MHz)	6 dB Bandwidth (MHz)	Minimum Limit (MHz)
Mid	5775	2.002	0.5

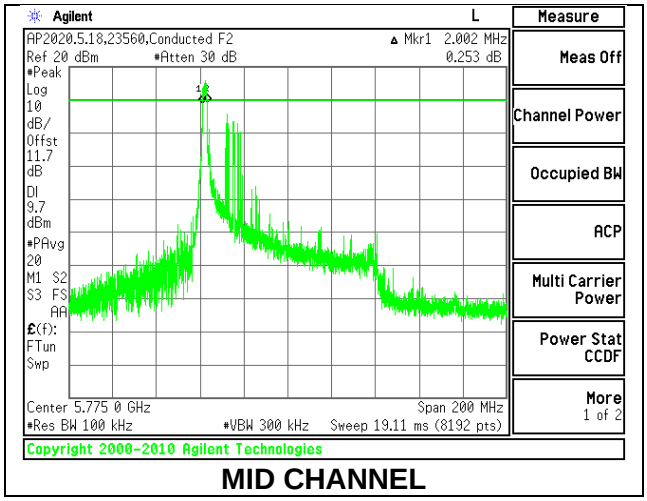

MID CHANNEL

1TX ANT 5 MODE: 26 Tones, RU Index 18

Channel	Frequency (MHz)	6 dB Bandwidth (MHz)	Minimum Limit (MHz)
Mid	5775	2.613	0.5

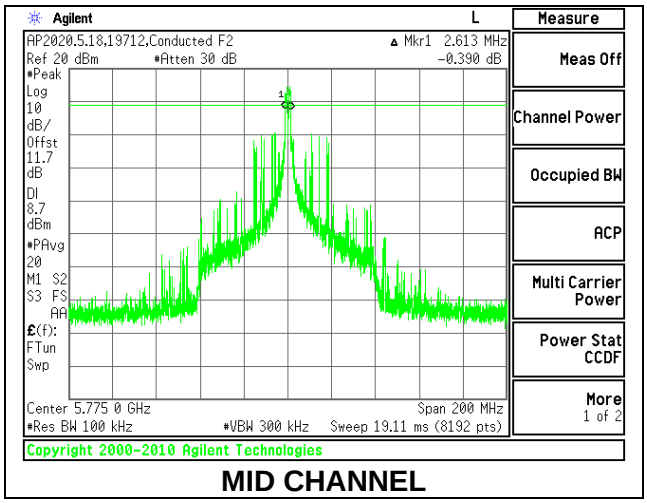

MID CHANNEL

UL VERIFICATION SERVICES INC.
47173 Benicia Street, Fremont, CA 94538; USA TEL:(510) 319-4000 FAX:(510) 661-0888

This report shall not be reproduced except in full, without the written approval of UL Verification Services Inc.

1TX ANT 5 MODE: 26 Tones, RU Index 36

Channel	Frequency (MHz)	6 dB Bandwidth (MHz)	Minimum Limit (MHz)
Mid	5775	2.027	0.5
138	5690	2.075	0.5

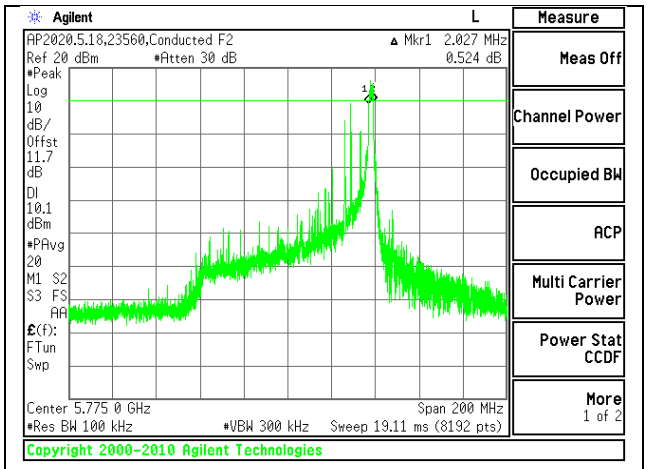

MID CHANNEL

1TX ANT 5 MODE: 996 Tones, RU Index 67

Channel	Frequency (MHz)	6 dB Bandwidth (MHz)	Minimum Limit (MHz)
Mid	5775	75.520	0.5
138	5690	2.956	0.5

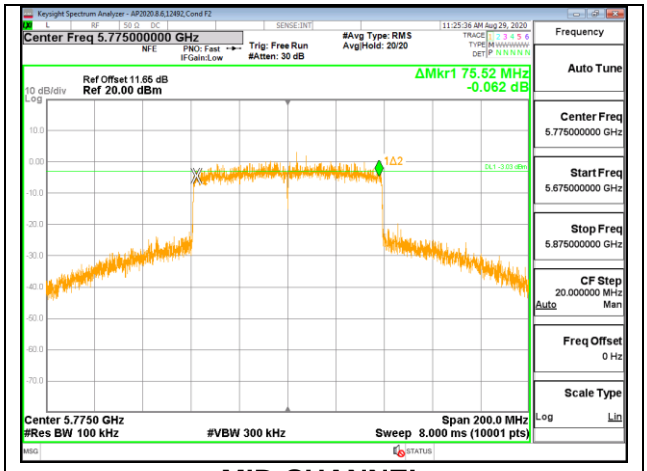

MID CHANNEL

UL VERIFICATION SERVICES INC.
47173 Benicia Street, Fremont, CA 94538; USA TEL:(510) 319-4000 FAX:(510) 661-0888

This report shall not be reproduced except in full, without the written approval of UL Verification Services Inc.

2TX ANT 6 + ANT 5 OFDMA MODE: 26 Tones, RU Index 0

Channel	Frequency (MHz)	6 dB Bandwidth ANT 6 (MHz)	6 dB Bandwidth ANT 5 (MHz)	Minimum Limit (MHz)
Mid	5775	2.100	2.051	0.5

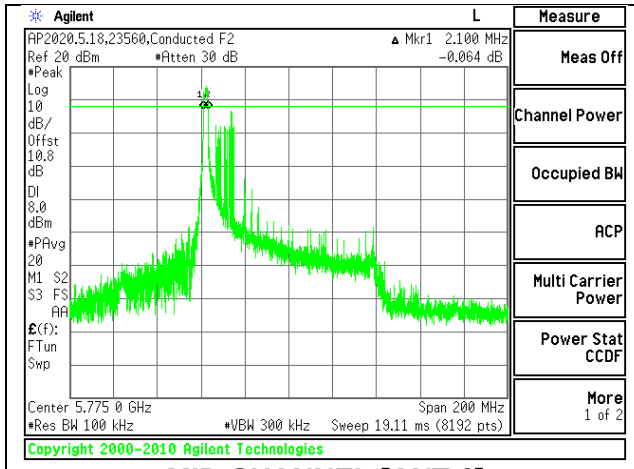

MID CHANNEL [ANT 6]

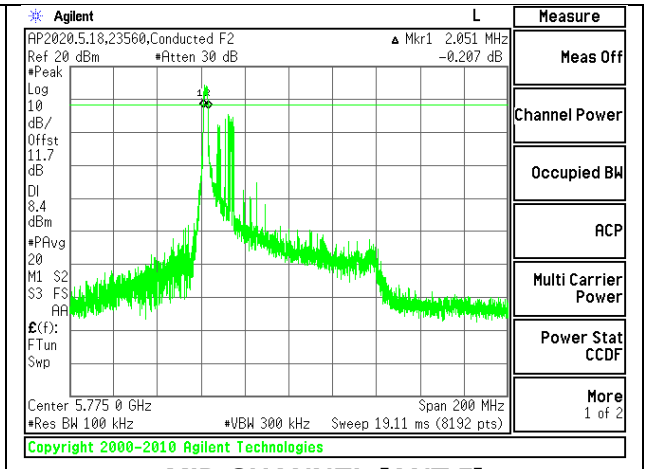

MID CHANNEL [ANT 5]

2TX ANT 6 + ANT 5 OFDMA MODE: 26 Tones, RU Index 18

Channel	Frequency (MHz)	6 dB Bandwidth ANT 6 (MHz)	6 dB Bandwidth ANT 5 (MHz)	Minimum Limit (MHz)
Mid	5775	2.735	2.710	0.5

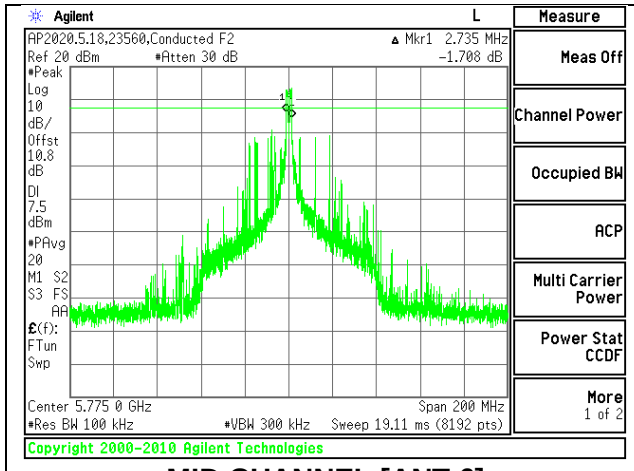

MID CHANNEL [ANT 6]

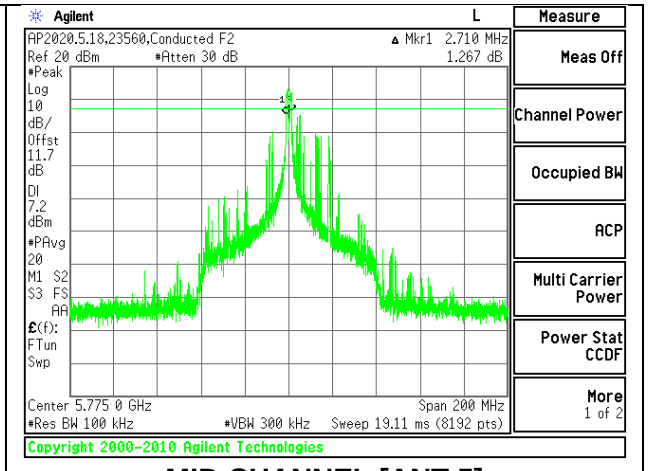

MID CHANNEL [ANT 5]

UL VERIFICATION SERVICES INC.
47173 Benicia Street, Fremont, CA 94538; USA TEL:(510) 319-4000 FAX:(510) 661-0888

This report shall not be reproduced except in full, without the written approval of UL Verification Services Inc.

2TX ANT 6 + ANT 5 OFDMA MODE: 26 Tones, RU Index 36

Channel	Frequency (MHz)	6 dB Bandwidth ANT 6 (MHz)	6 dB Bandwidth ANT 5 (MHz)	Minimum Limit (MHz)
Mid	5775	2.051	2.075	0.5
138	5690	2.051	2.075	0.5

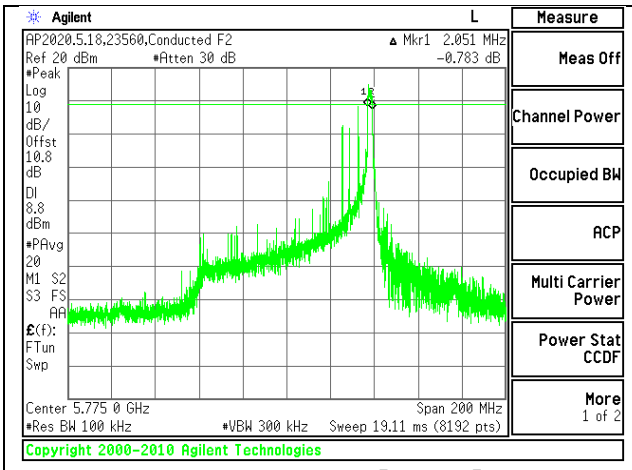

MID CHANNEL [ANT 6]

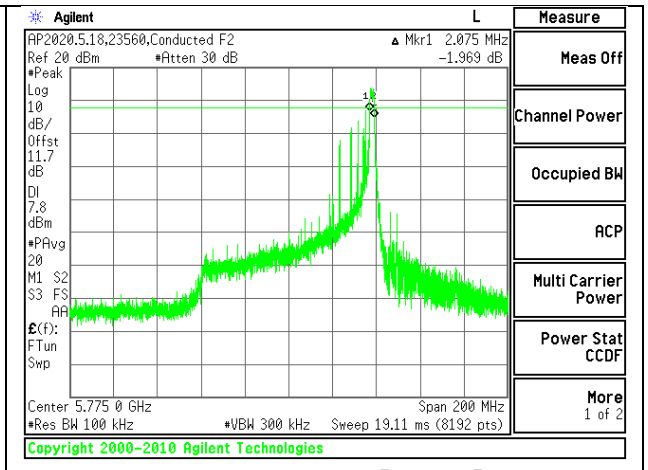

MID CHANNEL [ANT 5]

2TX ANT 6 + ANT 5 OFDMA MODE: 996 Tones, RU Index 67

Channel	Frequency (MHz)	6 dB Bandwidth ANT 6 (MHz)	6 dB Bandwidth ANT 5 (MHz)	Minimum Limit (MHz)
Mid	5775	76.820	76.480	0.5
138	5690	2.663	2.907	0.5

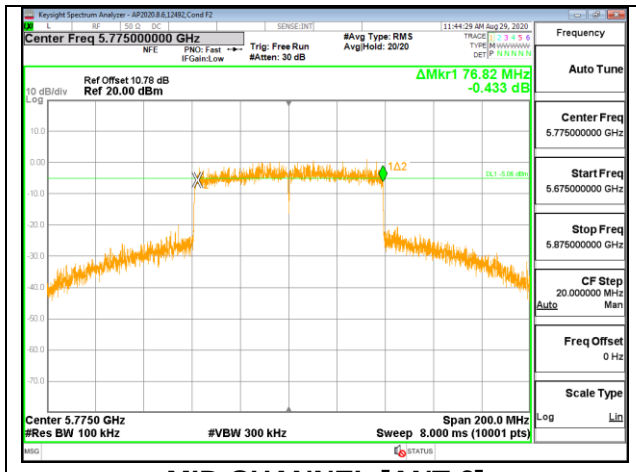

MID CHANNEL [ANT 6]

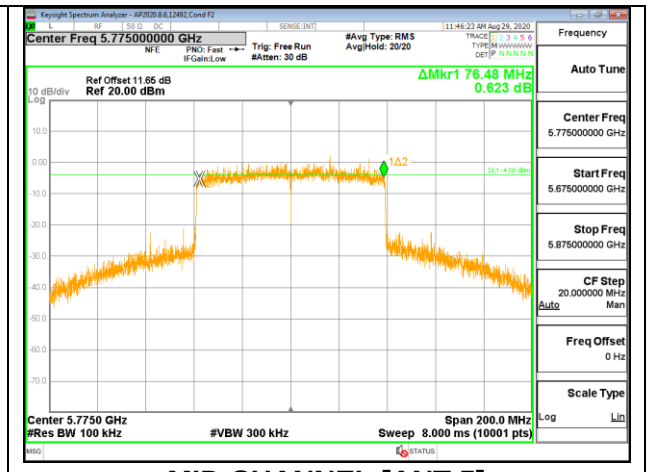

MID CHANNEL [ANT 5]

UL VERIFICATION SERVICES INC.
47173 Benicia Street, Fremont, CA 94538; USA TEL:(510) 319-4000 FAX:(510) 661-0888

This report shall not be reproduced except in full, without the written approval of UL Verification Services Inc.

9.4. OUTPUT POWER AND PSD

LIMITS

FCC §15.407

Band 5.15–5.25 GHz (pick the section that applies to your product)

(iv) For mobile and portable client devices in the 5.15-5.25 GHz band, the maximum conducted output power over the frequency band of operation shall not exceed 250 mW provided the maximum antenna gain does not exceed 6 dBi. In addition, the maximum power spectral density shall not exceed 11 dBm in any 1 megahertz band. If transmitting antennas of directional gain greater than 6 dBi are used, both the maximum conducted output power and the maximum power spectral density shall be reduced by the amount in dB that the directional gain of the antenna exceeds 6 dBi.

Bands 5.25-5.35 GHz and 5.47-5.725 GHz
The maximum conducted output power over the frequency bands of operation shall not exceed the lesser of 250 mW or 11 dBm + 10 log B, where B is the 26 dB emission bandwidth in megahertz. In addition, the maximum power spectral density shall not exceed 11 dBm in any 1 megahertz band. If transmitting antennas of directional gain greater than 6 dBi are used, both the maximum conducted output power and the maximum power spectral density shall be reduced by the amount in dB that the directional gain of the antenna exceeds 6 dBi.

Band 5.725-5.85 GHz

The maximum conducted output power over the frequency band of operation shall not exceed 1 W. In addition, the maximum power spectral density shall not exceed 30 dBm in any 500-kHz band. If transmitting antennas of directional gain greater than 6 dBi are used, both the maximum conducted output power and the maximum power spectral density shall be reduced by the amount in dB that the directional gain of the antenna exceeds 6 dBi. However, fixed point-to-point U-NII devices operating in this band may employ transmitting antennas with directional gain greater than 6 dBi without any corresponding reduction in transmitter conducted power. Fixed, point-to-point operations exclude the use of point-to-multipoint systems, omnidirectional applications, and multiple collocated transmitters transmitting the same information.

TEST PROCEDURE

The measurement method used for output power is KDB 789033 D02 v02r01, Section E.3.b (Method PM-G).

The measurement method used for power spectral density is KDB 789033 D02 v02r01, Section F.
For all straddle channels, full bandwidth power is reported in the 5.6GHz section. The combined 5.6GHz and 5.8GHz power already passed the worst case 5.6GHz 24dBm limit, therefore there is no need to provide the 5.8GHz power.

11n HT20 and 11ax HE20 straddle channel 26dB bandwidth= (26dB BW/2)+5
11n HT20 and 11ax HE20 straddle channel 99% bandwidth= (99% BW/2)+5

UL VERIFICATION SERVICES INC.
47173 Benicia Street, Fremont, CA 94538; USA TEL:(510) 319-4000 FAX:(510) 661-0888

This report shall not be reproduced except in full, without the written approval of UL Verification Services Inc.

DIRECTIONAL ANTENNA GAIN

For 1 TX:
There is only one transmitter output therefore the directional gain is equal to the antenna gain.

For 2 TX:

Tx chains are uncorrelated for power and correlated for PSD due to the device supporting OFDMA in all MIMO modes. The directional gains are as follows:

Band (GHz)	ANT 6 Gain (dBi)	ANT 5 Gain (dBi)	Uncorrelated Chains Directional Gain (dBi)	Correlated Chains Directional Gain (dBi)
5.2	-5.7	-6.3	-5.99	-2.98
5.3	-3.1	-7.3	-4.71	-1.94
5.6	-4.7	-2.1	-3.21	-0.29
5.8	-4.7	-3.2	-3.89	-0.91

RESULTS

UL VERIFICATION SERVICES INC.
47173 Benicia Street, Fremont, CA 94538; USA TEL:(510) 319-4000 FAX:(510) 661-0888

This report shall not be reproduced except in full, without the written approval of UL Verification Services Inc.

9.4.1. 802.11n HT20 MODE IN THE 5.2 GHz BAND

1TX ANT 6 MODE (FCC) MOBILE

Test Engineer:	44352
Test Date:	8/27/2020

Antenna Gain and Limits

Channel	Frequency (MHz)	Directional Gain (dBi)	Power Limit (dBm)	PSD Limit (dBm/ 1MHz)
Low	5180	-5.70	24.00	11.00
Mid	5200	-5.70	24.00	11.00
High	5240	-5.70	24.00	11.00

Duty Cycle CF (dB)	0.00	**Included in Calculations of Corr'd PSD**

Output Power Results

Channel	Frequency (MHz)	ANT 6 Meas Power (dBm)	Total Corr'd Power (dBm)	Power Limit (dBm)	Power Margin (dB)
Low	5180	18.88	18.88	24.00	-5.12
Mid	5200	20.19	20.19	24.00	-3.81
High	5240	20.22	20.22	24.00	-3.78

PSD Results

Channel	Frequency (MHz)	ANT 6 Meas PSD (dBm/1MHz)	Total Corr'd PSD (dBm/1MHz)	PSD Limit (dBm/ 1MHz)	PSD Margin (dB)
Low	5180	8.066	8.066	11.00	-2.934
Mid	5200	9.182	9.182	11.00	-1.818
High	5240	9.102	9.102	11.00	-1.898

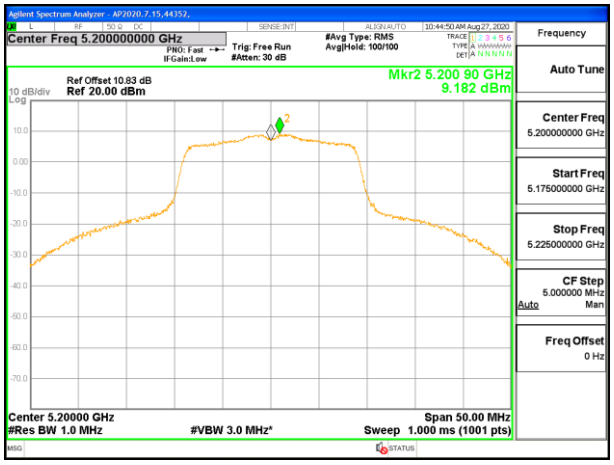

MID CHANNEL

UL VERIFICATION SERVICES INC.
47173 Benicia Street, Fremont, CA 94538; USA TEL:(510) 319-4000 FAX:(510) 661-0888

This report shall not be reproduced except in full, without the written approval of UL Verification Services Inc.

1TX ANT 5 MODE (FCC) MOBILE

Test Engineer:	44352
Test Date:	8/27/2020

Antenna Gain and Limits

Channel	Frequency (MHz)	Directional Gain (dBi)	Power Limit (dBm)	PSD Limit (dBm/ 1MHz)
Low	5180	-6.30	24.00	11.00
Mid	5200	-6.30	24.00	11.00
High	5240	-6.30	24.00	11.00

Duty Cycle CF (dB)	0.00	**Included in Calculations of Corr'd PSD**

Output Power Results

Channel	Frequency (MHz)	ANT 5 Meas Power (dBm)	Total Corr'd Power (dBm)	Power Limit (dBm)	Power Margin (dB)
Low	5180	18.94	18.94	24.00	-5.06
Mid	5200	20.84	20.84	24.00	-3.16
High	5240	20.79	20.79	24.00	-3.21

PSD Results

Channel	Frequency (MHz)	ANT 5 Meas PSD (dBm/1MHz)	Total Corr'd PSD (dBm/1MHz)	PSD Limit (dBm/ 1MHz)	PSD Margin (dB)
Low	5180	8.190	8.190	11.00	-2.810
Mid	5200	9.053	9.053	11.00	-1.947
High	5240	8.976	8.976	11.00	-2.024

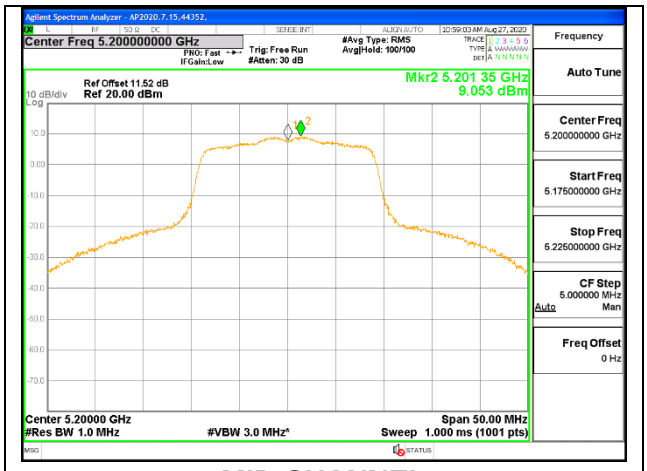

MID CHANNEL

UL VERIFICATION SERVICES INC.
47173 Benicia Street, Fremont, CA 94538; USA TEL:(510) 319-4000 FAX:(510) 661-0888

This report shall not be reproduced except in full, without the written approval of UL Verification Services Inc.

2TX ANT 6 + ANT 5 CDD MODE (FCC) MOBILE

Test Engineer:	44352
Test Date:	8/27/2020

Antenna Gain and Limits

Channel	Frequency (MHz)	Directional Gain for Power (dBi)	Directional Gain for PSD (dBi)	Power Limit (dBm)	PSD Limit (dBm/ 1MHz)
Low	5180	-5.99	-2.98	24.00	11.00
Mid	5200	-5.99	-2.98	24.00	11.00
High	5240	-5.99	-2.98	24.00	11.00

Duty Cycle CF (dB)	0.10	**Included in Calculations of Corr'd PSD**

Output Power Results

Channel	Frequency (MHz)	ANT 6 Meas Power (dBm)	ANT 5 Meas Power (dBm)	Total Corr'd Power (dBm)	Power Limit (dBm)	Power Margin (dB)
Low	5180	17.73	17.78	20.77	24.00	-3.23
Mid	5200	17.82	17.99	20.92	24.00	-3.08
High	5240	17.87	17.80	20.85	24.00	-3.15

PSD Results

Channel	Frequency (MHz)	ANT 6 Meas PSD (dBm/1MHz)	ANT 5 Meas PSD (dBm/1MHz)	Total Corr'd PSD (dBm/1MHz)	PSD Limit (dBm/ 1MHz)	PSD Margin (dB)
Low	5180	6.633	6.755	9.805	11.00	-1.195
Mid	5200	6.831	6.951	10.002	11.00	-0.998
High	5240	6.683	6.930	9.919	11.00	-1.081

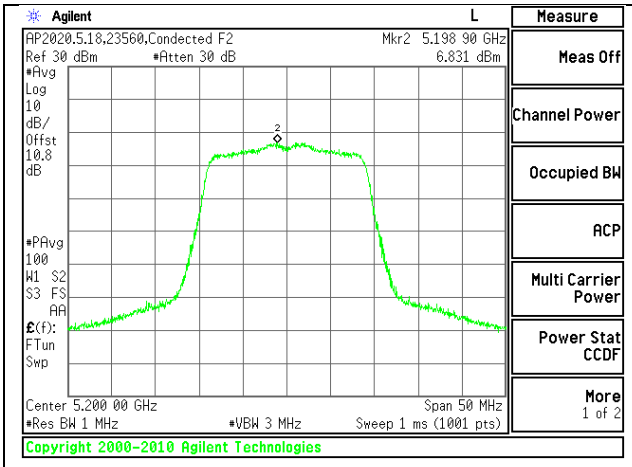

MID CHANNEL [ANT 6]

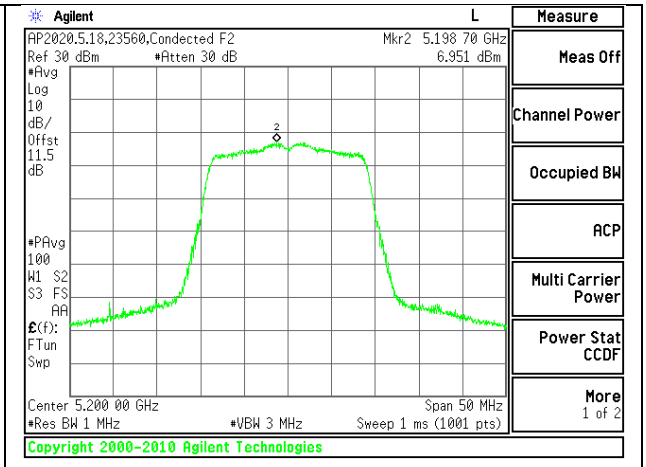

MID CHANNEL [ANT 5]

UL VERIFICATION SERVICES INC.
47173 Benicia Street, Fremont, CA 94538; USA TEL:(510) 319-4000 FAX:(510) 661-0888

This report shall not be reproduced except in full, without the written approval of UL Verification Services Inc.

9.4.2. 802.11n HT40 MODE IN THE 5.2 GHz BAND

1TX ANT 6 MODE (FCC) MOBILE

Test Engineer:	44352
Test Date:	8/27/2020

Antenna Gain and Limits

Channel	Frequency (MHz)	Directional Gain for Power (dBi)	Power Limit (dBm)	PSD Limit (dBm/ 1MHz)
Low	5190	-5.70	24.00	11.00
High	5230	-5.70	24.00	11.00

Duty Cycle CF (dB)	0.10	**Included in Calculations of Corr'd PSD**

Output Power Results

Channel	Frequency (MHz)	ANT 6 Meas Power (dBm)	Total Corr'd Power (dBm)	Power Limit (dBm)	Power Margin (dB)
Low	5190	16.41	16.41	24.00	-7.59
High	5230	20.37	20.37	24.00	-3.63

PSD Results

Channel	Frequency (MHz)	ANT 6 Meas PSD (dBm/1MHz)	Total Corr'd PSD (dBm/1MHz)	PSD Limit (dBm/ 1MHz)	PSD Margin (dB)
Low	5190	4.608	4.708	11.00	-6.292
High	5230	7.261	7.361	11.00	-3.639

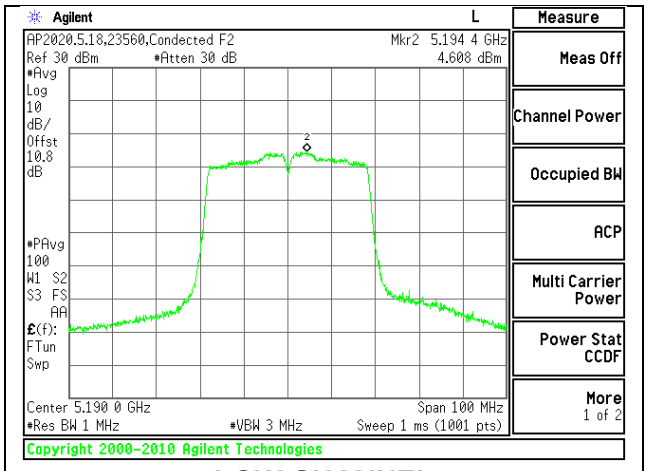

LOW CHANNEL

UL VERIFICATION SERVICES INC.
47173 Benicia Street, Fremont, CA 94538; USA TEL:(510) 319-4000 FAX:(510) 661-0888

This report shall not be reproduced except in full, without the written approval of UL Verification Services Inc.

1TX ANT 5 MODE (FCC) MOBILE

Test Engineer:	44352
Test Date:	8/27/2020

Antenna Gain and Limits

Channel	Frequency (MHz)	Directional Gain for Power (dBi)	Power Limit (dBm)	PSD Limit (dBm/ 1MHz)
Low	5190	-6.30	24.00	11.00
High	5230	-6.30	24.00	11.00

Duty Cycle CF (dB)	0.10	**Included in Calculations of Corr'd PSD**

Output Power Results

Channel	Frequency (MHz)	ANT 5 Meas Power (dBm)	Total Corr'd Power (dBm)	Power Limit (dBm)	Power Margin (dB)
Low	5190	16.32	16.32	24.00	-7.68
High	5230	21.19	21.19	24.00	-2.81

PSD Results

Channel	Frequency (MHz)	ANT 5 Meas PSD (dBm/1MHz)	Total Corr'd PSD (dBm/1MHz)	PSD Limit (dBm/ 1MHz)	PSD Margin (dB)
Low	5190	4.626	4.726	11.00	-6.274
High	5230	7.402	7.502	11.00	-3.498

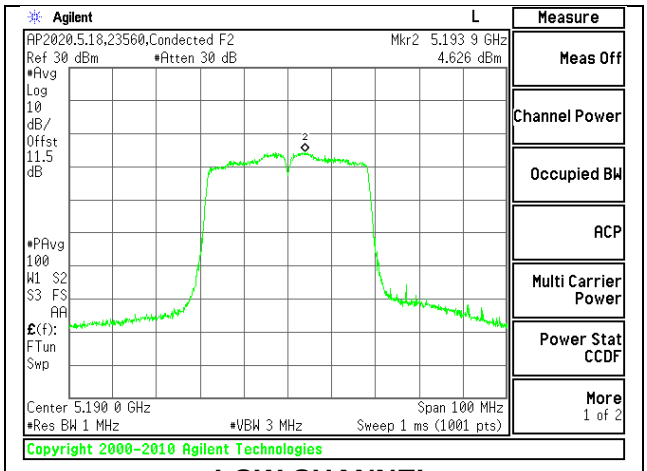

LOW CHANNEL

UL VERIFICATION SERVICES INC.
47173 Benicia Street, Fremont, CA 94538; USA TEL:(510) 319-4000 FAX:(510) 661-0888

This report shall not be reproduced except in full, without the written approval of UL Verification Services Inc.

2TX ANT 6 + ANT 5 CDD MODE (FCC) MOBILE

Test Engineer:	44352
Test Date:	8/27/2020

Antenna Gain and Limits

Channel	Frequency (MHz)	Directional Gain for Power (dBi)	Directional Gain for PSD (dBi)	Power Limit (dBm)	PSD Limit (dBm/ 1MHz)
Low	5190	-5.99	-2.98	24.00	11.00
High	5230	-5.99	-2.98	24.00	11.00

Duty Cycle CF (dB)	0.18	**Included in Calculations of Corr'd PSD**

Output Power Results

Channel	Frequency (MHz)	ANT 6 Meas Power (dBm)	ANT 5 Meas Power (dBm)	Total Corr'd Power (dBm)	Power Limit (dBm)	Power Margin (dB)
Low	5190	15.92	15.89	18.92	24.00	-5.08
High	5230	19.86	19.93	22.91	24.00	-1.09

PSD Results

Channel	Frequency (MHz)	ANT 6 Meas PSD (dBm/1MHz)	ANT 5 Meas PSD (dBm/1MHz)	Total Corr'd PSD (dBm/1MHz)	PSD Limit (dBm/ 1MHz)	PSD Margin (dB)
Low	5190	3.722	3.673	6.888	11.00	-4.112
High	5230	6.898	6.928	10.103	11.00	-0.897

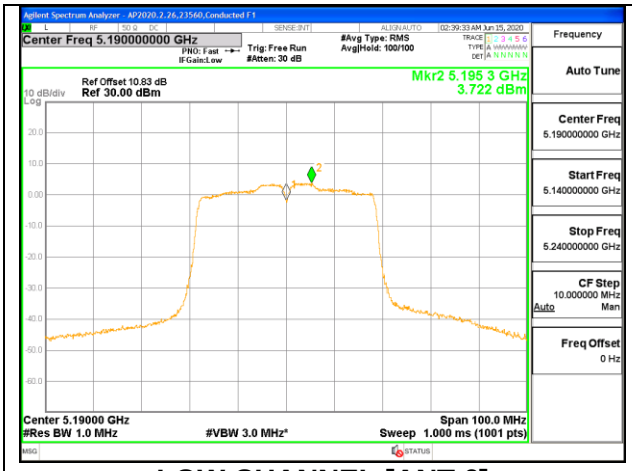

LOW CHANNEL [ANT 6]

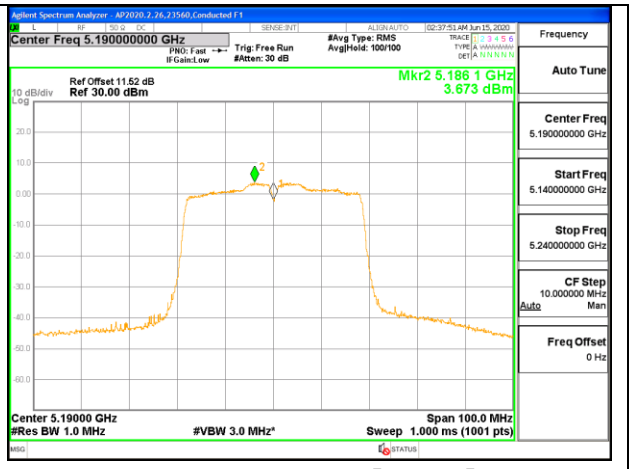

LOW CHANNEL [ANT 5]

UL VERIFICATION SERVICES INC.
47173 Benicia Street, Fremont, CA 94538; USA TEL:(510) 319-4000 FAX:(510) 661-0888

This report shall not be reproduced except in full, without the written approval of UL Verification Services Inc.

9.4.3. 802.11ac VHT80 MODE IN THE 5.2 GHz BAND

1TX ANT 6 MODE (FCC) MOBILE

Test Engineer:	44352
Test Date:	8/27/2020

Antenna Gain and Limits

Channel	Frequency (MHz)	Directional Gain for Power (dBi)	Power Limit (dBm)	PSD Limit (dBm/ 1MHz)
Mid	5210	-5.70	24.00	11.00

Duty Cycle CF (dB)	0.20	**Included in Calculations of Corr'd PSD**

Output Power Results

Channel	Frequency (MHz)	ANT 6 Meas Power (dBm)	Total Corr'd Power (dBm)	Power Limit (dBm)	Power Margin (dB)
Mid	5210	15.22	15.22	24.00	-8.78

PSD Results

Channel	Frequency (MHz)	ANT 6 Meas PSD (dBm/1MHz)	Total Corr'd PSD (dBm/1MHz)	PSD Limit (dBm/ 1MHz)	PSD Margin (dB)
Mid	5210	1.197	1.397	11.00	-9.603

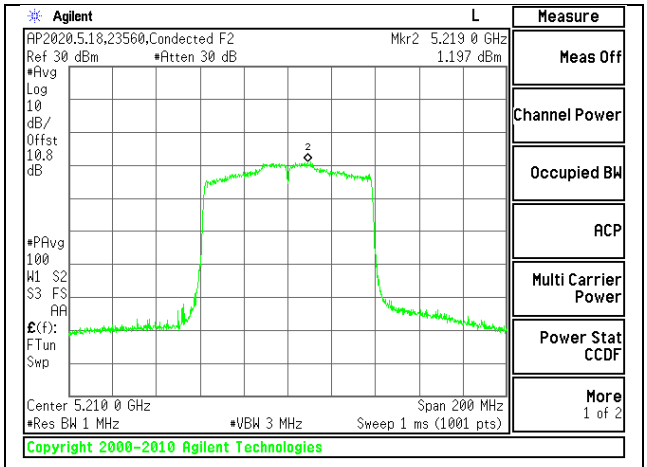

MID CHANNEL

UL VERIFICATION SERVICES INC.
47173 Benicia Street, Fremont, CA 94538; USA TEL:(510) 319-4000 FAX:(510) 661-0888

This report shall not be reproduced except in full, without the written approval of UL Verification Services Inc.

1TX ANT 5 MODE (FCC) MOBILE

Test Engineer:	44352
Test Date:	8/27/2020

Antenna Gain and Limits

Channel	Frequency (MHz)	Directional Gain for Power (dBi)	Power Limit (dBm)	PSD Limit (dBm/ 1MHz)
Mid	5210	-6.30	24.00	11.00

Duty Cycle CF (dB)	0.20	**Included in Calculations of Corr'd PSD**

Output Power Results

Channel	Frequency (MHz)	ANT 5 Meas Power (dBm)	Total Corr'd Power (dBm)	Power Limit (dBm)	Power Margin (dB)
Mid	5210	15.29	15.29	24.00	-8.71

PSD Results

Channel	Frequency (MHz)	ANT 5 Meas PSD (dBm/1MHz)	Total Corr'd PSD (dBm/1MHz)	PSD Limit (dBm/ 1MHz)	PSD Margin (dB)
Mid	5210	1.146	1.346	11.00	-9.654

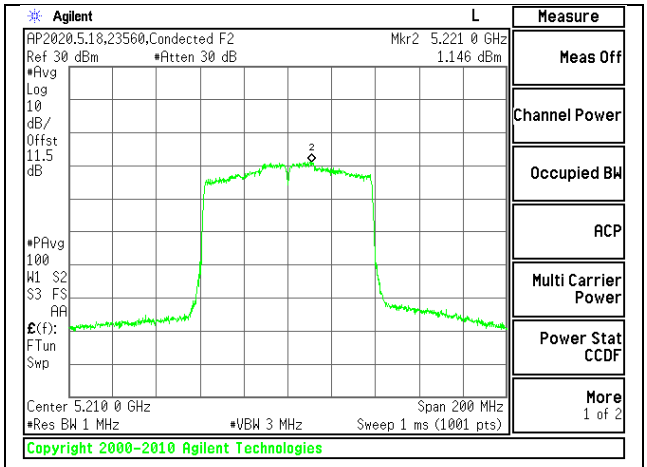

MID CHANNEL

UL VERIFICATION SERVICES INC.
47173 Benicia Street, Fremont, CA 94538; USA TEL:(510) 319-4000 FAX:(510) 661-0888

This report shall not be reproduced except in full, without the written approval of UL Verification Services Inc.

2TX ANT 6 + ANT 5 OFDMA MODE (FCC) MOBILE

Test Engineer:	44352
Test Date:	8/27/2020

Antenna Gain and Limits

Channel	Frequency (MHz)	Directional Gain for Power (dBi)	Directional Gain for PSD (dBi)	Power Limit (dBm)	PSD Limit (dBm/1MHz)
Mid	5210	-5.99	-2.98	24.00	11.00

Duty Cycle CF (dB)	0.36	**Included in Calculations of Corr'd PSD**

Output Power Results

Channel	Frequency (MHz)	ANT 6 Meas Power (dBm)	ANT 5 Meas Power (dBm)	Total Corr'd Power (dBm)	Power Limit (dBm)	Power Margin (dB)
Mid	5210	14.11	14.27	17.20	24.00	-6.80

PSD Results

Channel	Frequency (MHz)	ANT 6 Meas PSD (dBm/1MHz)	ANT 5 Meas PSD (dBm/1MHz)	Total Corr'd PSD (dBm/ 1MHz)	PSD Limit (dBm/ 1MHz)	PSD Margin (dB)
Mid	5210	-0.200	-0.049	3.246	11.00	-7.754

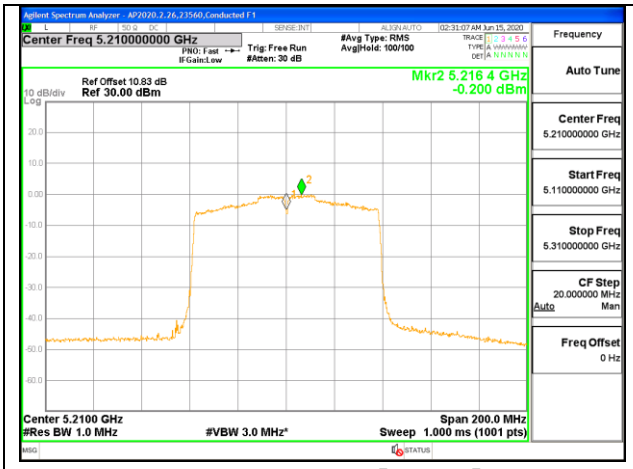

MID CHANNEL [ANT 6]

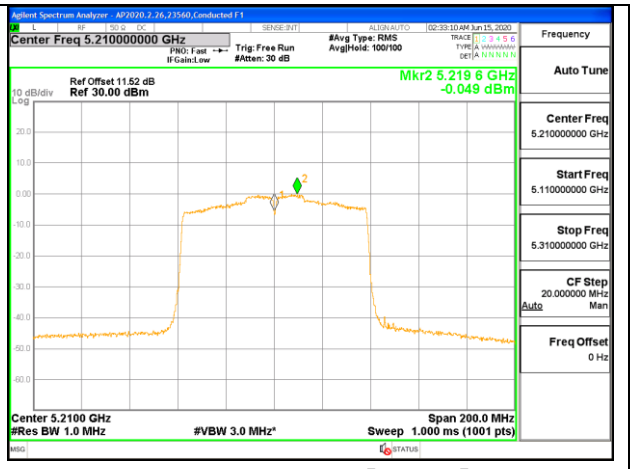

MID CHANNEL [ANT 5]

UL VERIFICATION SERVICES INC.
47173 Benicia Street, Fremont, CA 94538; USA TEL:(510) 319-4000 FAX:(510) 661-0888

This report shall not be reproduced except in full, without the written approval of UL Verification Services Inc.

9.4.4. 802.11ax HE20 MODE IN THE 5.2 GHz BAND

1TX ANT 6 MODE (FCC) MOBILE – 26 Tones, RU Index 0

Test Engineer:	44352
Test Date:	8/27/2020

Antenna Gain and Limits

Channel	Frequency (MHz)	Directional Gain (dBi)	Power Limit (dBm)	PSD Limit (dBm/ 1MHz)
Low	5180	-5.70	24.00	11.00
Mid	5200	-5.70	24.00	11.00
High	5240	-5.70	24.00	11.00

Duty Cycle CF (dB)	0.00	**Included in Calculations of Corr'd PSD**

Output Power Results

Channel	Frequency (MHz)	ANT 6 Meas Power (dBm)	Total Corr'd Power (dBm)	Power Limit (dBm)	Power Margin (dB)
Low	5180	11.86	11.86	24.00	-12.14
Mid	5200	11.98	11.98	24.00	-12.02
High	5240	11.91	11.91	24.00	-12.09

PSD Results

Channel	Frequency (MHz)	ANT 6 Meas PSD (dBm/1MHz)	Total Corr'd PSD (dBm/1MHz)	PSD Limit (dBm/ 1MHz)	PSD Margin (dB)
Low	5180	8.873	8.873	11.00	-2.127
Mid	5200	9.069	9.069	11.00	-1.931
High	5240	8.851	8.851	11.00	-2.149

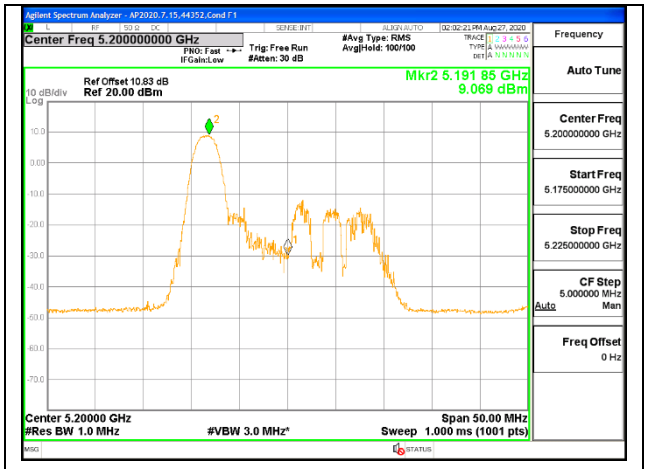

MID CHANNEL

UL VERIFICATION SERVICES INC.
47173 Benicia Street, Fremont, CA 94538; USA TEL:(510) 319-4000 FAX:(510) 661-0888

This report shall not be reproduced except in full, without the written approval of UL Verification Services Inc.

1TX ANT 6 MODE (FCC) MOBILE – 26 Tones, RU Index 4

Test Engineer:	44352
Test Date:	8/27/2020

Antenna Gain and Limits

Channel	Frequency (MHz)	Directional Gain (dBi)	Power Limit (dBm)	PSD Limit (dBm/ 1MHz)
Low	5180	-5.70	24.00	11.00
Mid	5200	-5.70	24.00	11.00
High	5240	-5.70	24.00	11.00

Duty Cycle CF (dB)	0.00	**Included in Calculations of Corr'd PSD**

Output Power Results

Channel	Frequency (MHz)	ANT 6 Meas Power (dBm)	Total Corr'd Power (dBm)	Power Limit (dBm)	Power Margin (dB)
Low	5180	11.96	11.96	24.00	-12.04
Mid	5200	11.84	11.84	24.00	-12.16
High	5240	11.79	11.79	24.00	-12.21

PSD Results

Channel	Frequency (MHz)	ANT 6 Meas PSD (dBm/1MHz)	Total Corr'd PSD (dBm/1MHz)	PSD Limit (dBm/ 1MHz)	PSD Margin (dB)
Low	5180	8.008	8.008	11.00	-2.992
Mid	5200	7.695	7.695	11.00	-3.305
High	5240	7.530	7.530	11.00	-3.470

MID CHANNEL

UL VERIFICATION SERVICES INC.
47173 Benicia Street, Fremont, CA 94538; USA TEL:(510) 319-4000 FAX:(510) 661-0888

This report shall not be reproduced except in full, without the written approval of UL Verification Services Inc.

1TX ANT 6 MODE (FCC) MOBILE – 26 Tones, RU Index 8

Test Engineer:	44352
Test Date:	8/27/2020

Antenna Gain and Limits

Channel	Frequency (MHz)	Directional Gain (dBi)	Power Limit (dBm)	PSD Limit (dBm/ 1MHz)
Low	5180	-5.70	24.00	11.00
Mid	5200	-5.70	24.00	11.00
High	5240	-5.70	24.00	11.00

Duty Cycle CF (dB)	0.00	**Included in Calculations of Corr'd PSD**

Output Power Results

Channel	Frequency (MHz)	ANT 6 Meas Power (dBm)	Total Corr'd Power (dBm)	Power Limit (dBm)	Power Margin (dB)
Low	5180	11.77	11.77	24.00	-12.23
Mid	5200	11.86	11.86	24.00	-12.14
High	5240	11.79	11.79	24.00	-12.21

PSD Results

Channel	Frequency (MHz)	ANT 6 Meas PSD (dBm/1MHz)	Total Corr'd PSD (dBm/1MHz)	PSD Limit (dBm/ 1MHz)	PSD Margin (dB)
Low	5180	8.239	8.239	11.00	-2.761
Mid	5200	8.328	8.328	11.00	-2.672
High	5240	8.296	8.296	11.00	-2.704

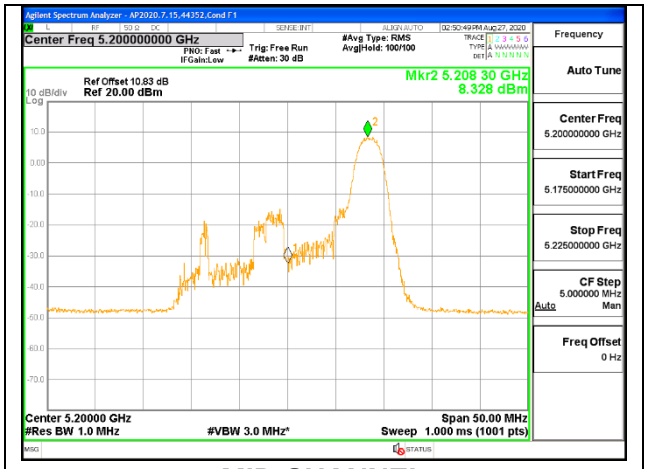

MID CHANNEL

UL VERIFICATION SERVICES INC.
47173 Benicia Street, Fremont, CA 94538; USA TEL:(510) 319-4000 FAX:(510) 661-0888

This report shall not be reproduced except in full, without the written approval of UL Verification Services Inc.

1TX ANT 6 MODE (FCC) MOBILE – 242 Tones, RU Index 61

Test Engineer:	44352
Test Date:	8/27/2020

Antenna Gain and Limits

Channel	Frequency (MHz)	Directional Gain (dBi)	Power Limit (dBm)	PSD Limit (dBm/ 1MHz)
Low	5180	-5.70	24.00	11.00
Mid	5200	-5.70	24.00	11.00
High	5240	-5.70	24.00	11.00

Duty Cycle CF (dB)	0.00	**Included in Calculations of Corr'd PSD**

Output Power Results

Channel	Frequency (MHz)	ANT 6 Meas Power (dBm)	Total Corr'd Power (dBm)	Power Limit (dBm)	Power Margin (dB)
Low	5180	17.74	17.74	24.00	-6.26
Mid	5200	20.16	20.16	24.00	-3.84
High	5240	20.23	20.23	24.00	-3.77

PSD Results

Channel	Frequency (MHz)	ANT 6 Meas PSD (dBm/1MHz)	Total Corr'd PSD (dBm/1MHz)	PSD Limit (dBm/ 1MHz)	PSD Margin (dB)
Low	5180	5.870	5.870	11.00	-5.130
Mid	5200	7.625	7.625	11.00	-3.375
High	5240	7.368	7.368	11.00	-3.632

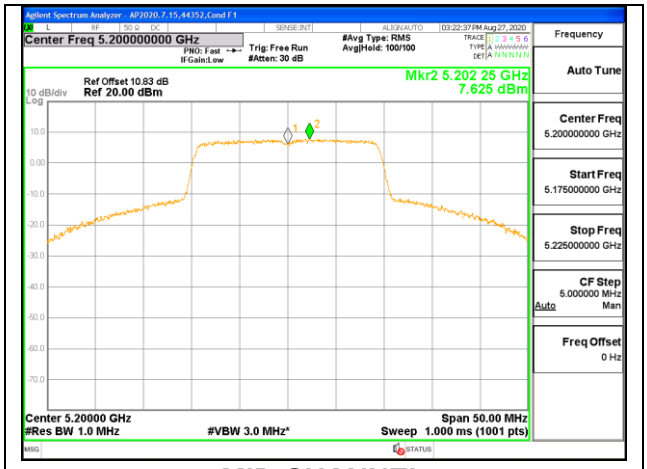

MID CHANNEL

UL VERIFICATION SERVICES INC.
47173 Benicia Street, Fremont, CA 94538; USA TEL:(510) 319-4000 FAX:(510) 661-0888

This report shall not be reproduced except in full, without the written approval of UL Verification Services Inc.

1TX ANT 5 MODE (FCC) MOBILE – 26 Tones, RU Index 0

Test Engineer:	44366
Test Date:	8/28/20

Antenna Gain and Limits

Channel	Frequency (MHz)	Directional Gain (dBi)	Power Limit (dBm)	PSD Limit (dBm/ 1MHz)
Low	5180	-6.30	24.00	11.00
Mid	5200	-6.30	24.00	11.00
High	5240	-6.30	24.00	11.00

Duty Cycle CF (dB)	0.00	**Included in Calculations of Corr'd PSD**

Output Power Results

Channel	Frequency (MHz)	ANT 5 Meas Power (dBm)	Total Corr'd Power (dBm)	Power Limit (dBm)	Power Margin (dB)
Low	5180	11.81	11.81	24.00	-12.19
Mid	5200	11.88	11.88	24.00	-12.12
High	5240	11.85	11.85	24.00	-12.15

PSD Results

Channel	Frequency (MHz)	ANT 5 Meas PSD (dBm/1MHz)	Total Corr'd PSD (dBm/1MHz)	PSD Limit (dBm/ 1MHz)	PSD Margin (dB)
Low	5180	8.406	8.406	11.00	-2.594
Mid	5200	8.506	8.506	11.00	-2.494
High	5240	8.481	8.481	11.00	-2.519

MID CHANNEL

UL VERIFICATION SERVICES INC.
47173 Benicia Street, Fremont, CA 94538; USA TEL:(510) 319-4000 FAX:(510) 661-0888

This report shall not be reproduced except in full, without the written approval of UL Verification Services Inc.

1TX ANT 5 MODE (FCC) MOBILE – 26 Tones, RU Index 4

Test Engineer:	44366
Test Date:	8/28/20

Antenna Gain and Limits

Channel	Frequency (MHz)	Directional Gain (dBi)	Power Limit (dBm)	PSD Limit (dBm/ 1MHz)
Low	5180	-6.30	24.00	11.00
Mid	5200	-6.30	24.00	11.00
High	5240	-6.30	24.00	11.00

Duty Cycle CF (dB)	0.00	**Included in Calculations of Corr'd PSD**

Output Power Results

Channel	Frequency (MHz)	ANT 5 Meas Power (dBm)	Total Corr'd Power (dBm)	Power Limit (dBm)	Power Margin (dB)
Low	5180	11.96	11.96	24.00	-12.04
Mid	5200	11.88	11.88	24.00	-12.12
High	5240	11.92	11.92	24.00	-12.08

PSD Results

Channel	Frequency (MHz)	ANT 5 Meas PSD (dBm/1MHz)	Total Corr'd PSD (dBm/1MHz)	PSD Limit (dBm/ 1MHz)	PSD Margin (dB)
Low	5180	8.432	8.432	11.00	-2.568
Mid	5200	8.305	8.305	11.00	-2.695
High	5240	8.402	8.402	11.00	-2.598

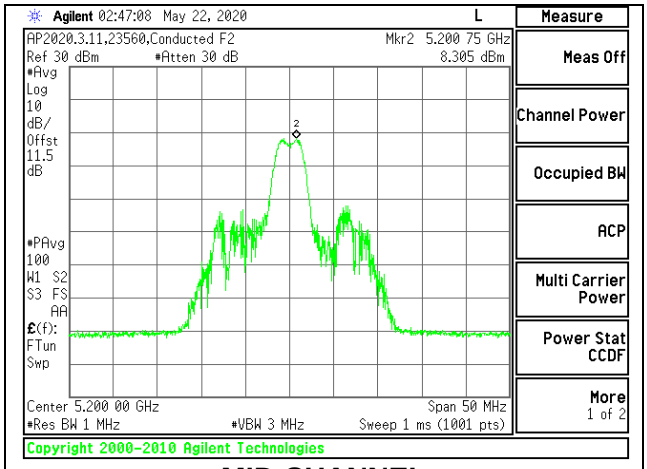

MID CHANNEL

UL VERIFICATION SERVICES INC.
47173 Benicia Street, Fremont, CA 94538; USA TEL:(510) 319-4000 FAX:(510) 661-0888

This report shall not be reproduced except in full, without the written approval of UL Verification Services Inc.

1TX ANT 5 MODE (FCC) MOBILE – 26 Tones, RU Index 8

Test Engineer:	44366
Test Date:	8/28/20

Antenna Gain and Limits

Channel	Frequency (MHz)	Directional Gain (dBi)	Power Limit (dBm)	PSD Limit (dBm/ 1MHz)
Low	5180	-6.30	24.00	11.00
Mid	5200	-6.30	24.00	11.00
High	5240	-6.30	24.00	11.00

Duty Cycle CF (dB)	0.00	**Included in Calculations of Corr'd PSD**

Output Power Results

Channel	Frequency (MHz)	ANT 5 Meas Power (dBm)	Total Corr'd Power (dBm)	Power Limit (dBm)	Power Margin (dB)
Low	5180	11.79	11.79	24.00	-12.21
Mid	5200	11.82	11.82	24.00	-12.18
High	5240	11.78	11.78	24.00	-12.22

PSD Results

Channel	Frequency (MHz)	ANT 5 Meas PSD (dBm/1MHz)	Total Corr'd PSD (dBm/1MHz)	PSD Limit (dBm/ 1MHz)	PSD Margin (dB)
Low	5180	8.495	8.495	11.00	-2.505
Mid	5200	8.595	8.595	11.00	-2.405
High	5240	8.330	8.330	11.00	-2.670

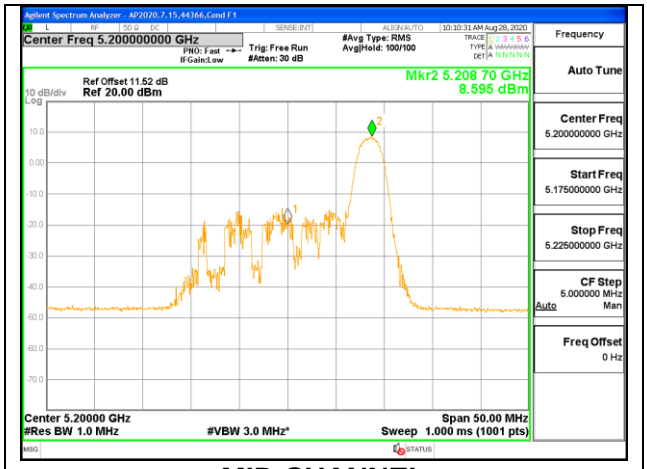

MID CHANNEL

UL VERIFICATION SERVICES INC.
47173 Benicia Street, Fremont, CA 94538; USA TEL:(510) 319-4000 FAX:(510) 661-0888

This report shall not be reproduced except in full, without the written approval of UL Verification Services Inc.

1TX ANT 5 MODE (FCC) MOBILE – 242 Tones, RU Index 61

Test Engineer:	44366
Test Date:	8/28/2020

Antenna Gain and Limits

Channel	Frequency (MHz)	Directional Gain (dBi)	Power Limit (dBm)	PSD Limit (dBm/ 1MHz)
Low	5180	-6.30	24.00	11.00
Mid	5200	-6.30	24.00	11.00
High	5240	-6.30	24.00	11.00

Duty Cycle CF (dB)	0.00	**Included in Calculations of Corr'd PSD**

Output Power Results

Channel	Frequency (MHz)	ANT 5 Meas Power (dBm)	Total Corr'd Power (dBm)	Power Limit (dBm)	Power Margin (dB)
Low	5180	17.94	17.94	24.00	-6.06
Mid	5200	20.86	20.86	24.00	-3.14
High	5240	20.88	20.88	24.00	-3.12

PSD Results

Channel	Frequency (MHz)	ANT 5 Meas PSD (dBm/1MHz)	Total Corr'd PSD (dBm/1MHz)	PSD Limit (dBm/ 1MHz)	PSD Margin (dB)
Low	5180	5.843	5.843	11.00	-5.157
Mid	5200	7.823	7.823	11.00	-3.177
High	5240	7.690	7.690	11.00	-3.310

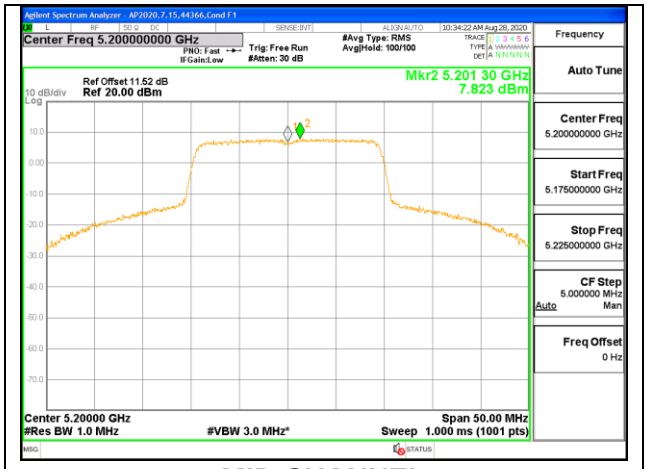

MID CHANNEL

UL VERIFICATION SERVICES INC.
47173 Benicia Street, Fremont, CA 94538; USA TEL:(510) 319-4000 FAX:(510) 661-0888

This report shall not be reproduced except in full, without the written approval of UL Verification Services Inc.

2TX ANT 6 + ANT 5 OFDMA MODE (FCC) MOBILE – 26 Tones, RU Index 0

Test Engineer:	44366
Test Date:	8/28/20

Antenna Gain and Limits

Channel	Frequency (MHz)	Directional Gain for Power (dBi)	Directional Gain for PSD (dBi)	Power Limit (dBm)	PSD Limit (dBm/ 1MHz)
Low	5180	-5.99	-2.98	24.00	11.00
Mid	5200	-5.99	-2.98	24.00	11.00
High	5240	-5.99	-2.98	24.00	11.00

Duty Cycle CF (dB)	0.00	**Included in Calculations of Corr'd PSD**

Output Power Results

Channel	Frequency (MHz)	ANT 6 Meas Power (dBm)	ANT 5 Meas Power (dBm)	Total Corr'd Power (dBm)	Power Limit (dBm)	Power Margin (dB)
Low	5180	8.86	8.88	11.88	24.00	-12.12
Mid	5200	8.85	8.85	11.86	24.00	-12.14
High	5240	8.81	8.82	11.83	24.00	-12.17

PSD Results

Channel	Frequency (MHz)	ANT 6 Meas PSD (dBm/1MHz)	ANT 5 Meas PSD (dBm/1MHz)	Total Corr'd PSD (dBm/1MHz)	PSD Limit (dBm/ 1MHz)	PSD Margin (dB)
Low	5180	6.530	6.724	9.638	11.00	-1.362
Mid	5200	6.424	6.543	9.494	11.00	-1.506
High	5240	6.385	6.427	9.416	11.00	-1.584

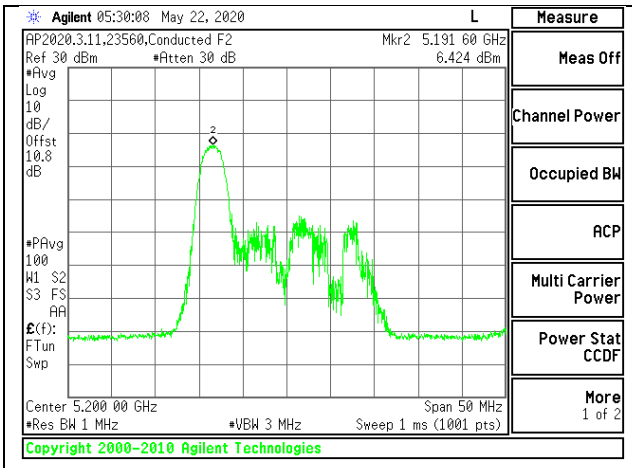

MID CHANNEL [ANT 6]

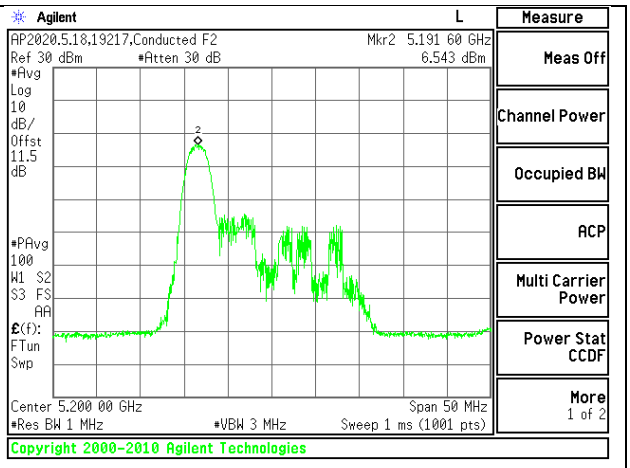

MID CHANNEL [ANT 5]

UL VERIFICATION SERVICES INC.
47173 Benicia Street, Fremont, CA 94538; USA TEL:(510) 319-4000 FAX:(510) 661-0888

This report shall not be reproduced except in full, without the written approval of UL Verification Services Inc.

2TX ANT 6 + ANT 5 OFDMA MODE (FCC) MOBILE – 26 Tones, RU Index 4

Test Engineer:	44366
Test Date:	8/28/20

Antenna Gain and Limits

Channel	Frequency (MHz)	Directional Gain for Power (dBi)	Directional Gain for PSD (dBi)	Power Limit (dBm)	PSD Limit (dBm/ 1MHz)
Low	5180	-5.99	-2.98	24.00	11.00
Mid	5200	-5.99	-2.98	24.00	11.00
High	5240	-5.99	-2.98	24.00	11.00

Duty Cycle CF (dB)	0.00	**Included in Calculations of Corr'd PSD**

Output Power Results

Channel	Frequency (MHz)	ANT 6 Meas Power (dBm)	ANT 5 Meas Power (dBm)	Total Corr'd Power (dBm)	Power Limit (dBm)	Power Margin (dB)
Low	5180	8.82	8.83	11.84	24.00	-12.16
Mid	5200	8.92	8.88	11.91	24.00	-12.09
High	5240	8.88	8.87	11.89	24.00	-12.11

PSD Results

Channel	Frequency (MHz)	ANT 6 Meas PSD (dBm/1MHz)	ANT 5 Meas PSD (dBm/1MHz)	Total Corr'd PSD (dBm/1MHz)	PSD Limit (dBm/ 1MHz)	PSD Margin (dB)
Low	5180	5.421	5.165	8.305	11.00	-2.695
Mid	5200	5.656	5.483	8.581	11.00	-2.419
High	5240	5.616	5.419	8.529	11.00	-2.471

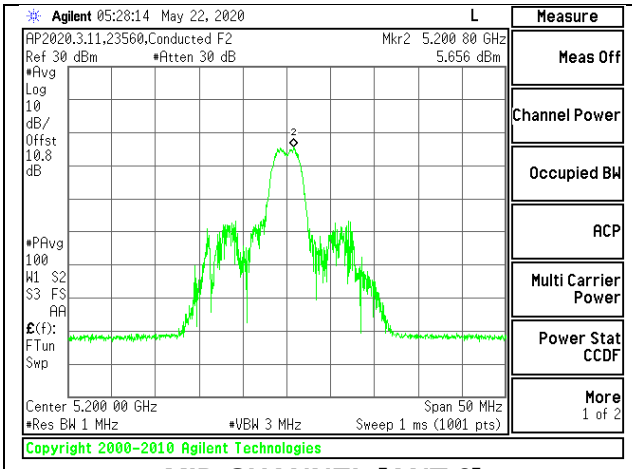

MID CHANNEL [ANT 6]

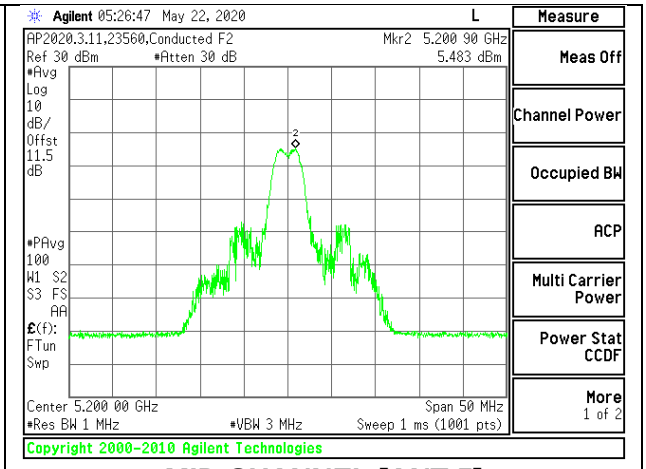

MID CHANNEL [ANT 5]

UL VERIFICATION SERVICES INC.
47173 Benicia Street, Fremont, CA 94538; USA TEL:(510) 319-4000 FAX:(510) 661-0888

This report shall not be reproduced except in full, without the written approval of UL Verification Services Inc.

2TX ANT 6 + ANT 5 OFDMA MODE (FCC) MOBILE – 26 Tones, RU Index 8

Test Engineer:	44366
Test Date:	8/28/2020

Antenna Gain and Limits

Channel	Frequency (MHz)	Directional Gain for Power (dBi)	Directional Gain for PSD (dBi)	Power Limit (dBm)	PSD Limit (dBm/ 1MHz)
Low	5180	-5.99	-2.98	24.00	11.00
Mid	5200	-5.99	-2.98	24.00	11.00
High	5240	-5.99	-2.98	24.00	11.00

Duty Cycle CF (dB)	0.00	**Included in Calculations of Corr'd PSD**

Output Power Results

Channel	Frequency (MHz)	ANT 6 Meas Power (dBm)	ANT 5 Meas Power (dBm)	Total Corr'd Power (dBm)	Power Limit (dBm)	Power Margin (dB)
Low	5180	8.88	8.85	11.88	24.00	-12.12
Mid	5200	8.90	8.87	11.90	24.00	-12.10
High	5240	8.84	8.81	11.84	24.00	-12.16

PSD Results

Channel	Frequency (MHz)	ANT 6 Meas PSD (dBm/1MHz)	ANT 5 Meas PSD (dBm/1MHz)	Total Corr'd PSD (dBm/1MHz)	PSD Limit (dBm/ 1MHz)	PSD Margin (dB)
Low	5180	6.553	6.446	9.510	11.00	-1.490
Mid	5200	6.599	6.538	9.579	11.00	-1.421
High	5240	6.463	6.344	9.414	11.00	-1.586

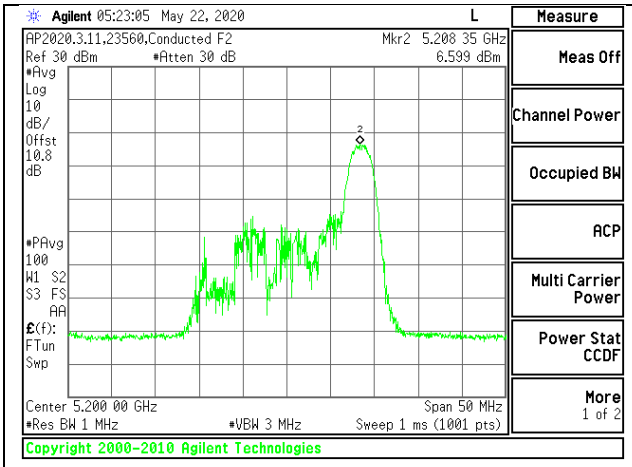

MID CHANNEL [ANT 6]

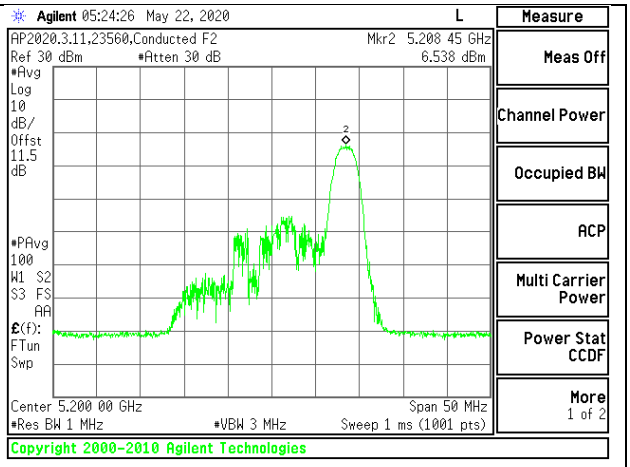

MID CHANNEL [ANT 5]

UL VERIFICATION SERVICES INC.
47173 Benicia Street, Fremont, CA 94538; USA TEL:(510) 319-4000 FAX:(510) 661-0888

This report shall not be reproduced except in full, without the written approval of UL Verification Services Inc.

2TX ANT 6 + ANT 5 OFDMA MODE (FCC) MOBILE – 242 Tones, RU Index 61

Test Engineer:	44366
Test Date:	8/28/2020

Antenna Gain and Limits

Channel	Frequency (MHz)	Directional Gain for Power (dBi)	Directional Gain for PSD (dBi)	Power Limit (dBm)	PSD Limit (dBm/ 1MHz)
Low	5180	-5.99	-2.98	24.00	11.00
Mid	5200	-5.99	-2.98	24.00	11.00
High	5240	-5.99	-2.98	24.00	11.00

Duty Cycle CF (dB)	0.00	**Included in Calculations of Corr'd PSD**

Output Power Results

Channel	Frequency (MHz)	ANT 6 Meas Power (dBm)	ANT 5 Meas Power (dBm)	Total Corr'd Power (dBm)	Power Limit (dBm)	Power Margin (dB)
Low	5180	16.90	16.85	19.89	24.00	-4.11
Mid	5200	17.79	17.84	20.83	24.00	-3.17
High	5240	17.84	17.71	20.79	24.00	-3.21

PSD Results

Channel	Frequency (MHz)	ANT 6 Meas PSD (dBm/1MHz)	ANT 5 Meas PSD (dBm/1MHz)	Total Corr'd PSD (dBm/1MHz)	PSD Limit (dBm/ 1MHz)	PSD Margin (dB)
Low	5180	6.833	6.576	9.717	11.00	-1.283
Mid	5200	6.865	6.884	9.885	11.00	-1.115
High	5240	6.426	6.614	9.531	11.00	-1.469

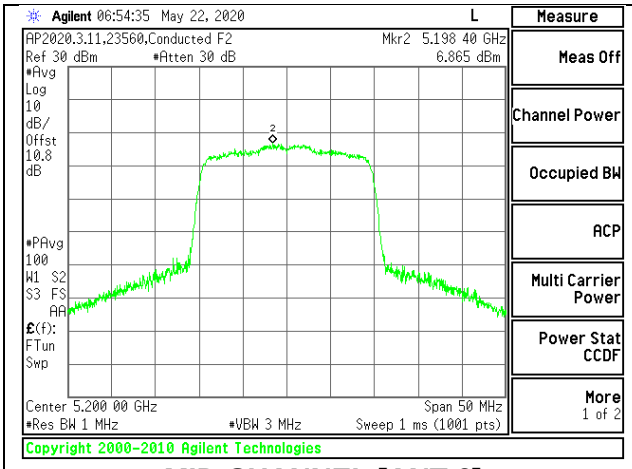

MID CHANNEL [ANT 6]

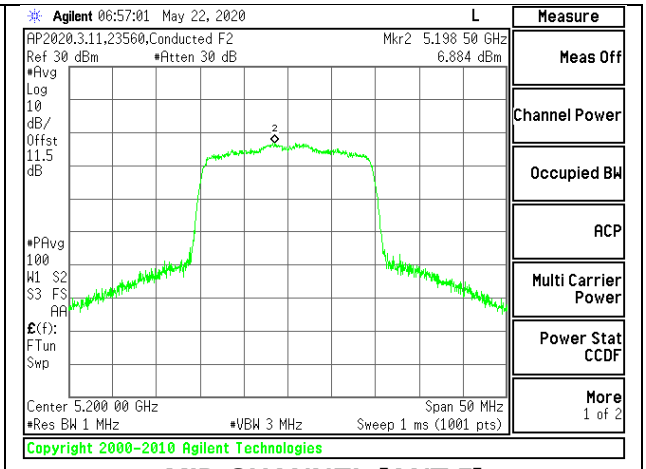

MID CHANNEL [ANT 5]

UL VERIFICATION SERVICES INC.
47173 Benicia Street, Fremont, CA 94538; USA TEL:(510) 319-4000 FAX:(510) 661-0888

This report shall not be reproduced except in full, without the written approval of UL Verification Services Inc.

9.4.5. 802.11ax HE40 MODE IN THE 5.2 GHz BAND

1TX ANT 6 MODE (FCC) MOBILE – 26 Tones, RU Index 0

Test Engineer:	44366
Test Date:	8/28/2020

Antenna Gain and Limits

Channel	Frequency (MHz)	Directional Gain for Power (dBi)	Power Limit (dBm)	PSD Limit (dBm/ 1MHz)
Low	5190	-5.70	24.00	11.00
High	5230	-5.70	24.00	11.00

Duty Cycle CF (dB)	0.00	**Included in Calculations of Corr'd PSD**

Output Power Results

Channel	Frequency (MHz)	ANT 6 Meas Power (dBm)	Total Corr'd Power (dBm)	Power Limit (dBm)	Power Margin (dB)
Low	5190	11.86	11.86	24.00	-12.14
High	5230	11.92	11.92	24.00	-12.08

PSD Results

Channel	Frequency (MHz)	ANT 6 Meas PSD (dBm/1MHz)	Total Corr'd PSD (dBm/1MHz)	PSD Limit (dBm/ 1MHz)	PSD Margin (dB)
Low	5190	9.072	9.072	11.00	-1.928
High	5230	9.481	9.481	11.00	-1.519

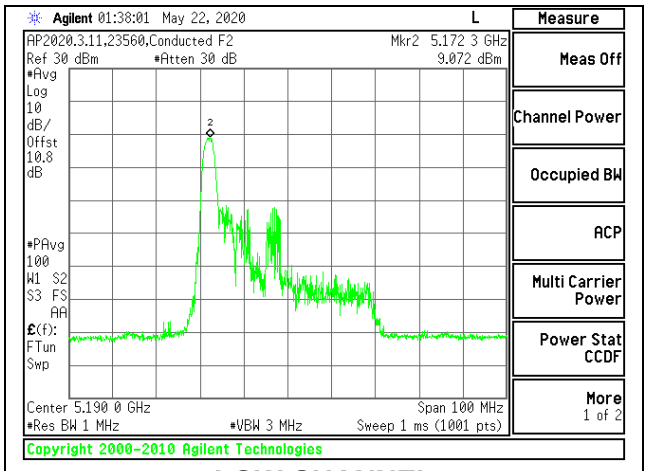

LOW CHANNEL

UL VERIFICATION SERVICES INC.
47173 Benicia Street, Fremont, CA 94538; USA TEL:(510) 319-4000 FAX:(510) 661-0888

This report shall not be reproduced except in full, without the written approval of UL Verification Services Inc.

1TX ANT 6 MODE (FCC) MOBILE – 26 Tones, RU Index 8

Test Engineer:	44366
Test Date:	8/28/2020

Antenna Gain and Limits

Channel	Frequency (MHz)	Directional Gain for Power (dBi)	Power Limit (dBm)	PSD Limit (dBm/ 1MHz)
Low	5190	-5.70	24.00	11.00
High	5230	-5.70	24.00	11.00

Duty Cycle CF (dB)	0.00	**Included in Calculations of Corr'd PSD**

Output Power Results

Channel	Frequency (MHz)	ANT 6 Meas Power (dBm)	Total Corr'd Power (dBm)	Power Limit (dBm)	Power Margin (dB)
Low	5190	11.88	11.88	24.00	-12.12
High	5230	11.84	11.84	24.00	-12.16

PSD Results

Channel	Frequency (MHz)	ANT 6 Meas PSD (dBm/1MHz)	Total Corr'd PSD (dBm/1MHz)	PSD Limit (dBm/ 1MHz)	PSD Margin (dB)
Low	5190	9.865	9.865	11.00	-1.135
High	5230	9.186	9.186	11.00	-1.814

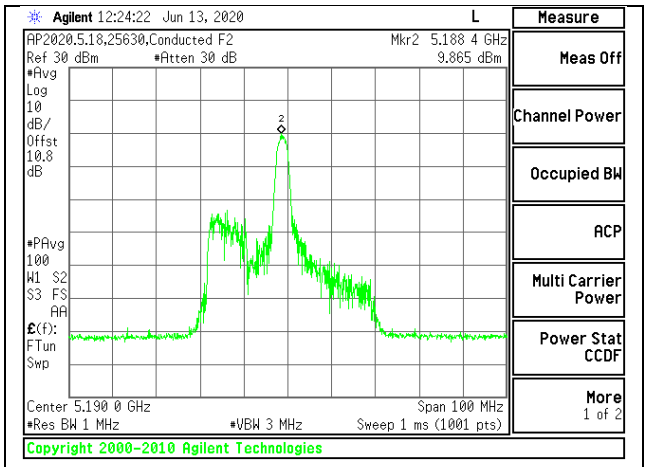

LOW CHANNEL

UL VERIFICATION SERVICES INC.
47173 Benicia Street, Fremont, CA 94538; USA TEL:(510) 319-4000 FAX:(510) 661-0888

This report shall not be reproduced except in full, without the written approval of UL Verification Services Inc.

1TX ANT 6 MODE (FCC) MOBILE – 26 Tones, RU Index 17

Test Engineer:	44366
Test Date:	8/28/2020

Antenna Gain and Limits

Channel	Frequency (MHz)	Directional Gain for Power (dBi)	Power Limit (dBm)	PSD Limit (dBm/ 1MHz)
Low	5190	-5.70	24.00	11.00
High	5230	-5.70	24.00	11.00

Duty Cycle CF (dB)	0.00	**Included in Calculations of Corr'd PSD**

Output Power Results

Channel	Frequency (MHz)	ANT 6 Meas Power (dBm)	Total Corr'd Power (dBm)	Power Limit (dBm)	Power Margin (dB)
Low	5190	11.86	11.86	24.00	-12.14
High	5230	11.82	11.82	24.00	-12.18

PSD Results

Channel	Frequency (MHz)	ANT 6 Meas PSD (dBm/1MHz)	Total Corr'd PSD (dBm/1MHz)	PSD Limit (dBm/ 1MHz)	PSD Margin (dB)
Low	5190	9.524	9.524	11.00	-1.476
High	5230	9.172	9.172	11.00	-1.828

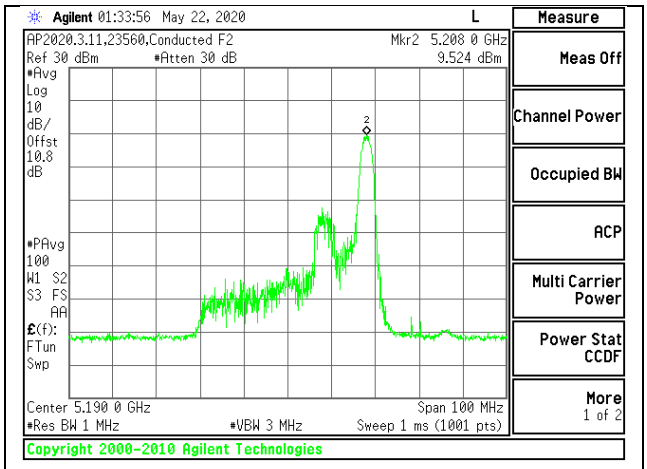

LOW CHANNEL

UL VERIFICATION SERVICES INC.
47173 Benicia Street, Fremont, CA 94538; USA TEL:(510) 319-4000 FAX:(510) 661-0888

This report shall not be reproduced except in full, without the written approval of UL Verification Services Inc.

1TX ANT 6 MODE (FCC) MOBILE – 484 Tones, RU Index 65

Test Engineer:	44366
Test Date:	8/28/2020

Antenna Gain and Limits

Channel	Frequency (MHz)	Directional Gain for Power (dBi)	Power Limit (dBm)	PSD Limit (dBm/ 1MHz)
Low	5190	-5.70	24.00	11.00
High	5230	-5.70	24.00	11.00

Duty Cycle CF (dB)	0.00	**Included in Calculations of Corr'd PSD**

Output Power Results

Channel	Frequency (MHz)	ANT 6 Meas Power (dBm)	Total Corr'd Power (dBm)	Power Limit (dBm)	Power Margin (dB)
Low	5190	15.87	15.87	24.00	-8.13
High	5230	20.41	20.41	24.00	-3.59

PSD Results

Channel	Frequency (MHz)	ANT 6 Meas PSD (dBm/1MHz)	Total Corr'd PSD (dBm/1MHz)	PSD Limit (dBm/ 1MHz)	PSD Margin (dB)
Low	5190	2.712	2.712	11.00	-8.288
High	5230	7.334	7.334	11.00	-3.666

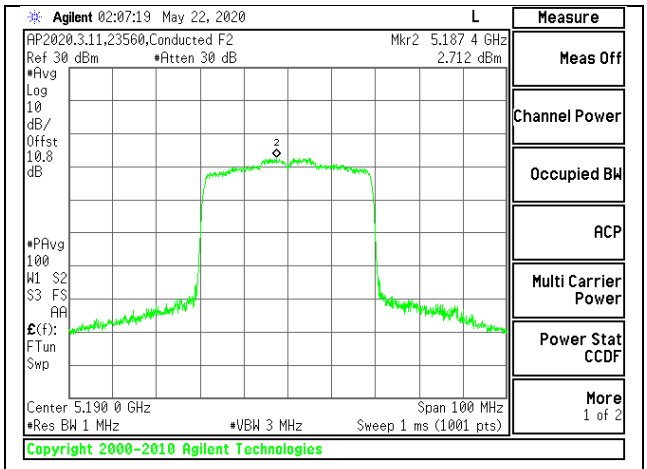

LOW CHANNEL

UL VERIFICATION SERVICES INC.
47173 Benicia Street, Fremont, CA 94538; USA TEL:(510) 319-4000 FAX:(510) 661-0888

This report shall not be reproduced except in full, without the written approval of UL Verification Services Inc.

1TX ANT 5 MODE (FCC) MOBILE – 26 Tones, RU Index 0

Test Engineer:	44366
Test Date:	8/28/2020

Antenna Gain and Limits

Channel	Frequency (MHz)	Directional Gain for Power (dBi)	Power Limit (dBm)	PSD Limit (dBm/ 1MHz)
Low	5190	-6.30	24.00	11.00
High	5230	-6.30	24.00	11.00

Duty Cycle CF (dB)	0.00	**Included in Calculations of Corr'd PSD**

Output Power Results

Channel	Frequency (MHz)	ANT 5 Meas Power (dBm)	Total Corr'd Power (dBm)	Power Limit (dBm)	Power Margin (dB)
Low	5190	11.84	11.84	24.00	-12.16
High	5230	11.88	11.88	24.00	-12.12

PSD Results

Channel	Frequency (MHz)	ANT 5 Meas PSD (dBm/1MHz)	Total Corr'd PSD (dBm/1MHz)	PSD Limit (dBm/ 1MHz)	PSD Margin (dB)
Low	5190	9.188	9.188	11.00	-1.812
High	5230	9.504	9.504	11.00	-1.496

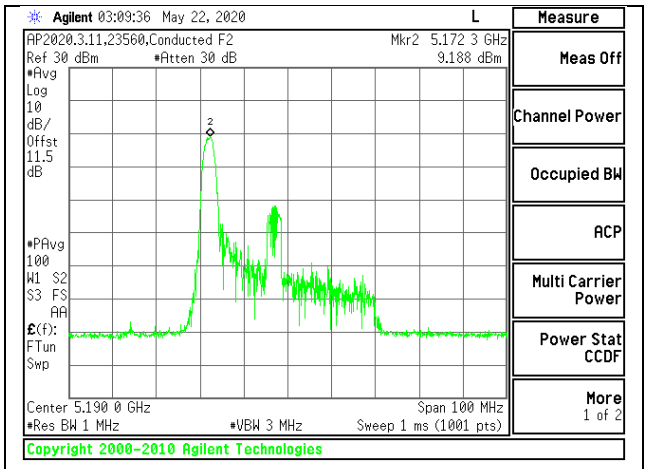

LOW CHANNEL

UL VERIFICATION SERVICES INC.
47173 Benicia Street, Fremont, CA 94538; USA TEL:(510) 319-4000 FAX:(510) 661-0888

This report shall not be reproduced except in full, without the written approval of UL Verification Services Inc.

1TX ANT 5 MODE (FCC) MOBILE – 26 Tones, RU Index 8

Test Engineer:	44366
Test Date:	8/28/2020

Antenna Gain and Limits

Channel	Frequency (MHz)	Directional Gain for Power (dBi)	Power Limit (dBm)	PSD Limit (dBm/ 1MHz)
Low	5190	-6.30	24.00	11.00
High	5230	-6.30	24.00	11.00

Duty Cycle CF (dB)	0.00	**Included in Calculations of Corr'd PSD**

Output Power Results

Channel	Frequency (MHz)	ANT 5 Meas Power (dBm)	Total Corr'd Power (dBm)	Power Limit (dBm)	Power Margin (dB)
Low	5190	11.85	11.85	24.00	-12.15
High	5230	11.90	11.90	24.00	-12.10

PSD Results

Channel	Frequency (MHz)	ANT 5 Meas PSD (dBm/1MHz)	Total Corr'd PSD (dBm/1MHz)	PSD Limit (dBm/ 1MHz)	PSD Margin (dB)
Low	5190	9.339	9.339	11.00	-1.661
High	5230	9.671	9.671	11.00	-1.329

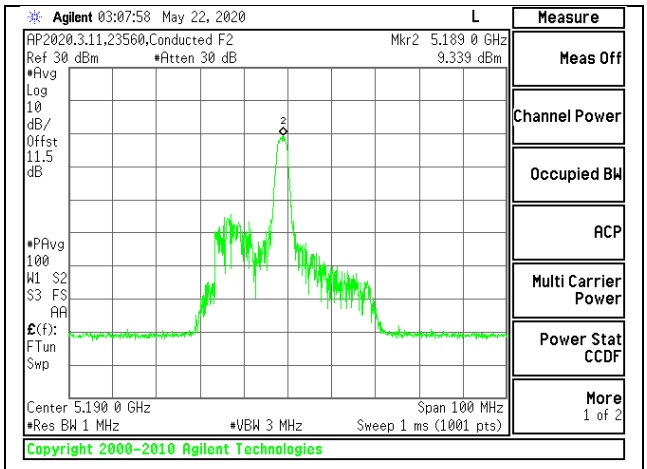

LOW CHANNEL

UL VERIFICATION SERVICES INC.
47173 Benicia Street, Fremont, CA 94538; USA TEL:(510) 319-4000 FAX:(510) 661-0888

This report shall not be reproduced except in full, without the written approval of UL Verification Services Inc.

1TX ANT 5 MODE (FCC) MOBILE – 26 Tones, RU Index 17

Test Engineer:	44366
Test Date:	8/28/2020

Antenna Gain and Limits

Channel	Frequency (MHz)	Directional Gain for Power (dBi)	Power Limit (dBm)	PSD Limit (dBm/ 1MHz)
Low	5190	-6.30	24.00	11.00
High	5230	-6.30	24.00	11.00

Duty Cycle CF (dB)	0.00	**Included in Calculations of Corr'd PSD**

Output Power Results

Channel	Frequency (MHz)	ANT 5 Meas Power (dBm)	Total Corr'd Power (dBm)	Power Limit (dBm)	Power Margin (dB)
Low	5190	11.85	11.85	24.00	-12.15
High	5230	11.83	11.83	24.00	-12.17

PSD Results

Channel	Frequency (MHz)	ANT 5 Meas PSD (dBm/1MHz)	Total Corr'd PSD (dBm/1MHz)	PSD Limit (dBm/ 1MHz)	PSD Margin (dB)
Low	5190	9.697	9.697	11.00	-1.303
High	5230	9.442	9.442	11.00	-1.558

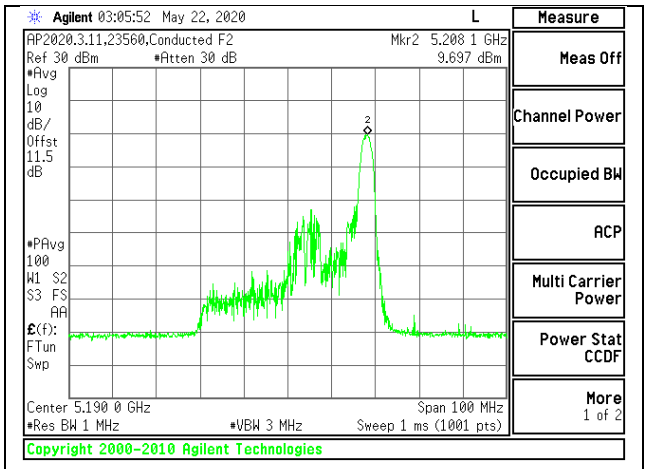

LOW CHANNEL

UL VERIFICATION SERVICES INC.
47173 Benicia Street, Fremont, CA 94538; USA TEL:(510) 319-4000 FAX:(510) 661-0888

This report shall not be reproduced except in full, without the written approval of UL Verification Services Inc.

1TX ANT 5 MODE (FCC) MOBILE – 484 Tones, RU Index 65

Test Engineer:	44366
Test Date:	8/28/2020

Antenna Gain and Limits

Channel	Frequency (MHz)	Directional Gain for Power (dBi)	Power Limit (dBm)	PSD Limit (dBm/ 1MHz)
Low	5190	-6.30	24.00	11.00
High	5230	-6.30	24.00	11.00

Duty Cycle CF (dB)	0.00	**Included in Calculations of Corr'd PSD**

Output Power Results

Channel	Frequency (MHz)	ANT 5 Meas Power (dBm)	Total Corr'd Power (dBm)	Power Limit (dBm)	Power Margin (dB)
Low	5190	15.90	15.90	24.00	-8.10
High	5230	21.41	21.41	24.00	-2.59

PSD Results

Channel	Frequency (MHz)	ANT 5 Meas PSD (dBm/1MHz)	Total Corr'd PSD (dBm/1MHz)	PSD Limit (dBm/ 1MHz)	PSD Margin (dB)
Low	5190	2.767	2.767	11.00	-8.233
High	5230	7.242	7.242	11.00	-3.758

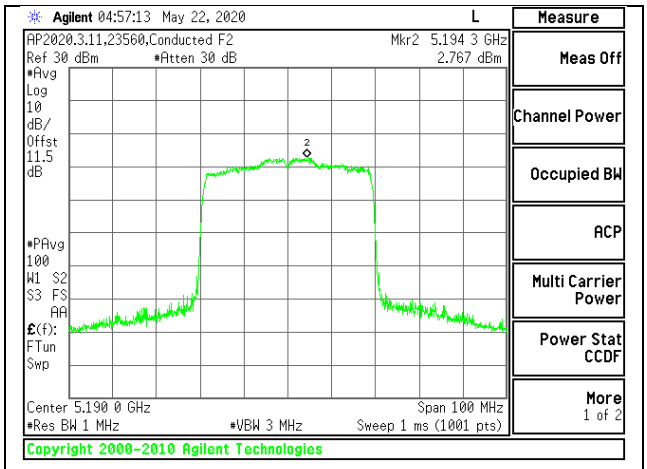

LOW CHANNEL

UL VERIFICATION SERVICES INC.
47173 Benicia Street, Fremont, CA 94538; USA TEL:(510) 319-4000 FAX:(510) 661-0888

This report shall not be reproduced except in full, without the written approval of UL Verification Services Inc.

2TX ANT 6 + ANT 5 OFDMA MODE (FCC) MOBILE – 26 Tones, RU Index 0

Test Engineer:	20773
Test Date:	8/28/2020

Antenna Gain and Limits

Channel	Frequency (MHz)	Directional Gain for Power (dBi)	Directional Gain for PSD (dBi)	Power Limit (dBm)	PSD Limit (dBm/ 1MHz)
Low	5190	-5.99	-2.98	24.00	11.00
High	5230	-5.99	-2.98	24.00	11.00

Duty Cycle CF (dB)	0.00	**Included in Calculations of Corr'd PSD**

Output Power Results

Channel	Frequency (MHz)	ANT 6 Meas Power (dBm)	ANT 5 Meas Power (dBm)	Total Corr'd Power (dBm)	Power Limit (dBm)	Power Margin (dB)
Low	5190	8.67	8.71	11.70	24.00	-12.30
High	5230	8.57	8.55	11.57	24.00	-12.43

PSD Results

Channel	Frequency (MHz)	ANT 6 Meas PSD (dBm/1MHz)	ANT 5 Meas PSD (dBm/1MHz)	Total Corr'd PSD (dBm/1MHz)	PSD Limit (dBm/ 1MHz)	PSD Margin (dB)
Low	5190	6.333	6.493	9.424	11.00	-1.576
High	5230	6.244	6.240	9.252	11.00	-1.748

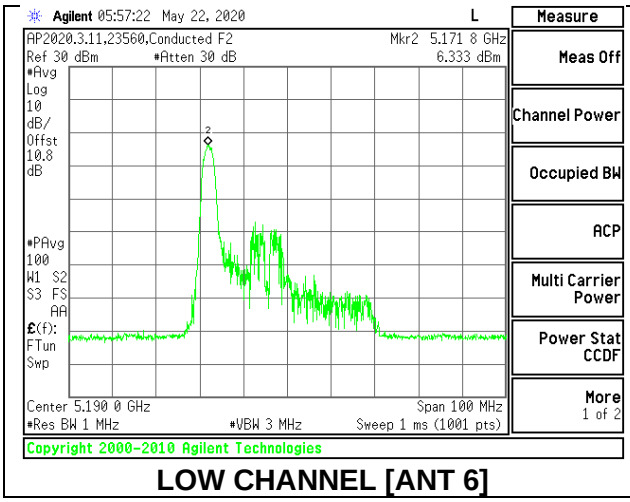

LOW CHANNEL [ANT 6]

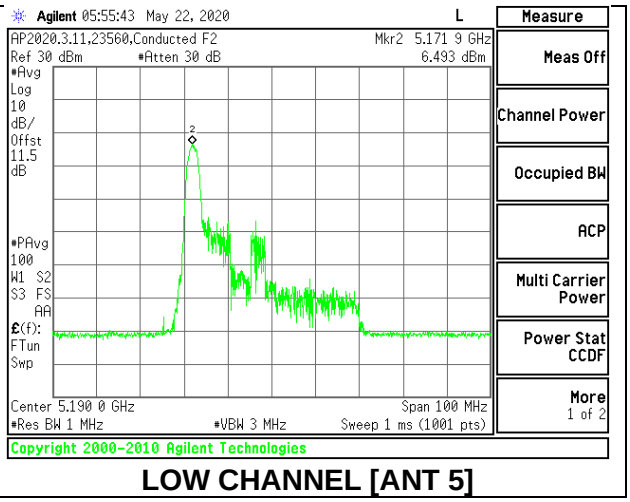

LOW CHANNEL [ANT 5]

UL VERIFICATION SERVICES INC.
47173 Benicia Street, Fremont, CA 94538; USA TEL:(510) 319-4000 FAX:(510) 661-0888

This report shall not be reproduced except in full, without the written approval of UL Verification Services Inc.

2TX ANT 6 + ANT 5 OFDMA MODE (FCC) MOBILE – 26 Tones, RU Index 8

Test Engineer:	20773
Test Date:	8/28/2020

	(MHz)	Gain for Power (dBi)	Gain for PSD (dBi)	Limit (dBm)	Limit (dBm/ 1MHz)
Low	5190	-5.99	-2.98	24.00	11.00
High	5230	-5.99	-2.98	24.00	11.00

Duty Cycle CF (dB)	0.00	**Included in Calculations of Corr'd PSD**

Output Power Results

Channel	Frequency (MHz)	ANT 6 Meas Power (dBm)	ANT 5 Meas Power (dBm)	Total Corr'd Power (dBm)	Power Limit (dBm)	Power Margin (dB)
Low	5190	8.67	8.71	11.70	24.00	-12.30
High	5230	8.65	8.51	11.59	24.00	-12.41

PSD Results

Channel	Frequency (MHz)	ANT 6 Meas PSD (dBm/1MHz)	ANT 5 Meas PSD (dBm/1MHz)	Total Corr'd PSD (dBm/1MHz)	PSD Limit (dBm/ 1MHz)	PSD Margin (dB)
Low	5190	6.238	6.360	9.310	11.00	-1.690
High	5230	6.209	6.022	9.127	11.00	-1.873

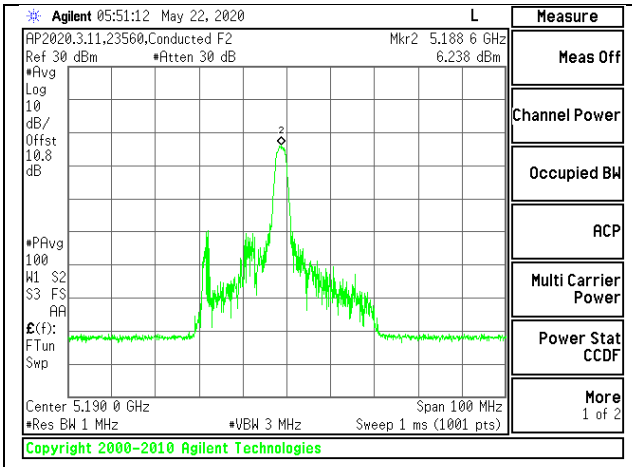

LOW CHANNEL [ANT 6]

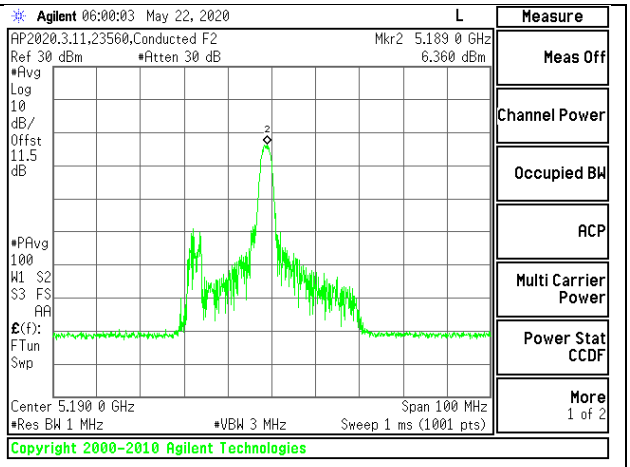

LOW CHANNEL [ANT 5]

UL VERIFICATION SERVICES INC.
47173 Benicia Street, Fremont, CA 94538; USA TEL:(510) 319-4000 FAX:(510) 661-0888

This report shall not be reproduced except in full, without the written approval of UL Verification Services Inc.

2TX ANT 6 + ANT 5 OFDMA MODE (FCC) MOBILE – 26 Tones, RU Index 17

Test Engineer:	20773
Test Date:	8/28/2020

Antenna Gain and Limits

Channel	Frequency (MHz)	Directional Gain for Power (dBi)	Directional Gain for PSD (dBi)	Power Limit (dBm)	PSD Limit (dBm/ 1MHz)
Low	5190	-5.99	-2.98	24.00	11.00
High	5230	-5.99	-2.98	24.00	11.00

Duty Cycle CF (dB)	0.00	**Included in Calculations of Corr'd PSD**

Output Power Results

Channel	Frequency (MHz)	ANT 6 Meas Power (dBm)	ANT 5 Meas Power (dBm)	Total Corr'd Power (dBm)	Power Limit (dBm)	Power Margin (dB)
Low	5190	8.62	8.75	11.70	24.00	-12.30
High	5230	8.72	8.73	11.74	24.00	-12.26

PSD Results

Channel	Frequency (MHz)	ANT 6 Meas PSD (dBm/1MHz)	ANT 5 Meas PSD (dBm/1MHz)	Total Corr'd PSD (dBm/1MHz)	PSD Limit (dBm/ 1MHz)	PSD Margin (dB)
Low	5190	6.099	6.428	9.277	11.00	-1.723
High	5230	6.402	6.556	9.490	11.00	-1.510

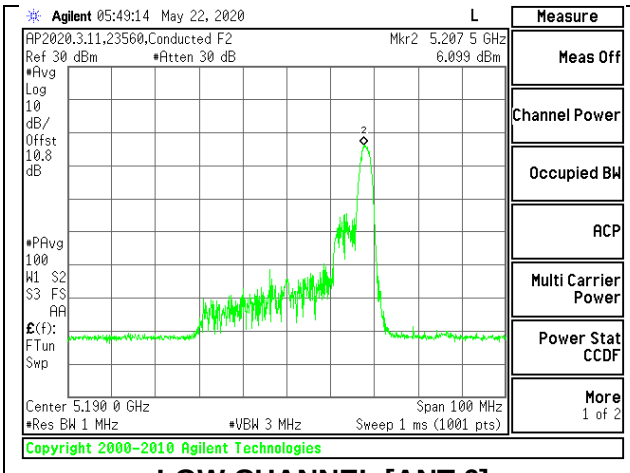

LOW CHANNEL [ANT 6]

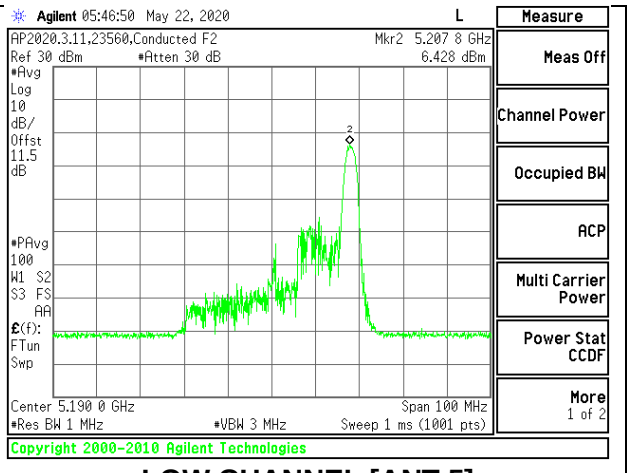

LOW CHANNEL [ANT 5]

UL VERIFICATION SERVICES INC.
47173 Benicia Street, Fremont, CA 94538; USA TEL:(510) 319-4000 FAX:(510) 661-0888

This report shall not be reproduced except in full, without the written approval of UL Verification Services Inc.

2TX ANT 6 + ANT 5 OFDMA MODE (FCC) MOBILE – 484 Tones, RU Index 65

Test Engineer:	20773
Test Date:	8/28/2020

Antenna Gain and Limits

Channel	Frequency (MHz)	Directional Gain for Power (dBi)	Directional Gain for PSD (dBi)	Power Limit (dBm)	PSD Limit (dBm/ 1MHz)
Low	5190	-5.99	-2.98	24.00	11.00
High	5230	-5.99	-2.98	24.00	11.00

Duty Cycle CF (dB)	0.00	**Included in Calculations of Corr'd PSD**

Output Power Results

Channel	Frequency (MHz)	ANT 6 Meas Power (dBm)	ANT 5 Meas Power (dBm)	Total Corr'd Power (dBm)	Power Limit (dBm)	Power Margin (dB)
Low	5190	15.24	15.10	18.18	24.00	-5.82
High	5230	19.64	19.52	22.59	24.00	-1.41

PSD Results

Channel	Frequency (MHz)	ANT 6 Meas PSD (dBm/1MHz)	ANT 5 Meas PSD (dBm/1MHz)	Total Corr'd PSD (dBm/1MHz)	PSD Limit (dBm/ 1MHz)	PSD Margin (dB)
Low	5190	2.606	2.373	5.501	11.00	-5.499
High	5230	6.892	6.571	9.745	11.00	-1.255

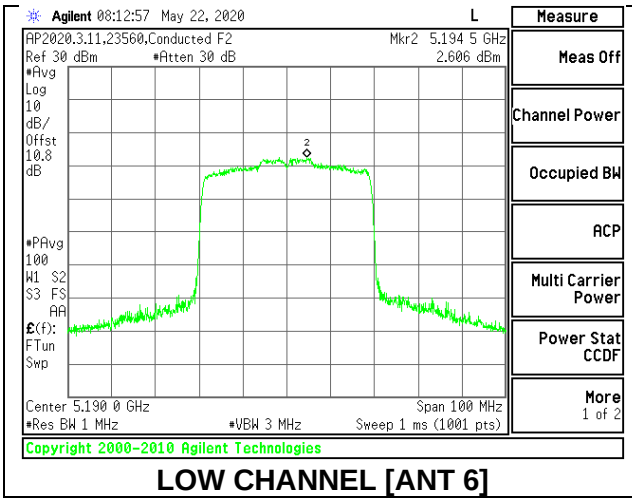

LOW CHANNEL [ANT 6]

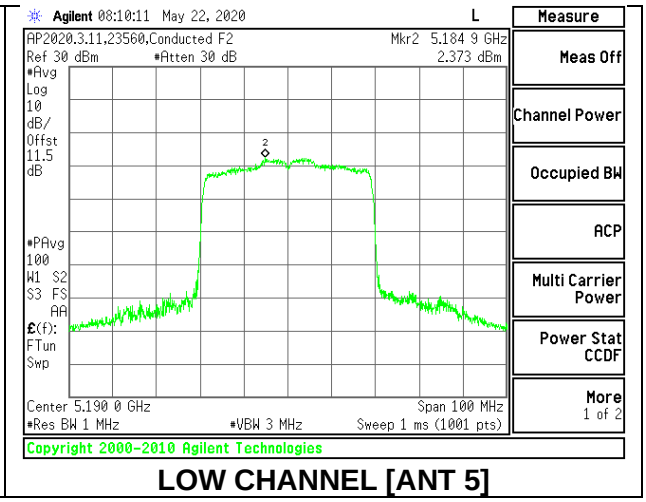

LOW CHANNEL [ANT 5]

UL VERIFICATION SERVICES INC.
47173 Benicia Street, Fremont, CA 94538; USA TEL:(510) 319-4000 FAX:(510) 661-0888

This report shall not be reproduced except in full, without the written approval of UL Verification Services Inc.

9.4.6. 802.11ax HE80 MODE IN THE 5.2 GHz BAND

1TX ANT 6 MODE (FCC) MOBILE – 26 Tones, RU Index 0

Test Engineer:	20773
Test Date:	8/28/2020

Antenna Gain and Limits

Channel	Frequency (MHz)	Directional Gain for Power (dBi)	Power Limit (dBm)	PSD Limit (dBm/ 1MHz)
Mid	5210	-5.70	24.00	11.00

Duty Cycle CF (dB)	0.00	**Included in Calculations of Corr'd PSD**

Output Power Results

Channel	Frequency (MHz)	ANT 6 Meas Power (dBm)	Total Corr'd Power (dBm)	Power Limit (dBm)	Power Margin (dB)
Mid	5210	11.89	11.89	24.00	-12.11

PSD Results

Channel	Frequency (MHz)	ANT 6 Meas PSD (dBm/1MHz)	Total Corr'd PSD (dBm/1MHz)	PSD Limit (dBm/ 1MHz)	PSD Margin (dB)
Mid	5210	9.315	9.315	11.00	-1.685

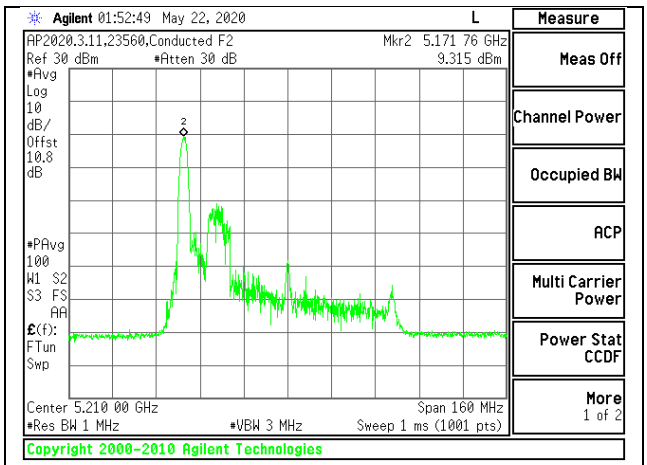

MID CHANNEL

UL VERIFICATION SERVICES INC.
47173 Benicia Street, Fremont, CA 94538; USA TEL:(510) 319-4000 FAX:(510) 661-0888

This report shall not be reproduced except in full, without the written approval of UL Verification Services Inc.

1TX ANT 6 MODE (FCC) MOBILE – 26 Tones, RU Index 18

Test Engineer:	20773
Test Date:	8/28/2020

Antenna Gain and Limits

Channel	Frequency (MHz)	Directional Gain for Power (dBi)	Power Limit (dBm)	PSD Limit (dBm/ 1MHz)
Mid	5210	-5.70	24.00	11.00

Duty Cycle CF (dB)	0.00	**Included in Calculations of Corr'd PSD**

Output Power Results

Channel	Frequency (MHz)	ANT 6 Meas Power (dBm)	Total Corr'd Power (dBm)	Power Limit (dBm)	Power Margin (dB)
Mid	5210	11.64	11.64	24.00	-12.36

PSD Results

Channel	Frequency (MHz)	ANT 6 Meas PSD (dBm/1MHz)	Total Corr'd PSD (dBm/1MHz)	PSD Limit (dBm/ 1MHz)	PSD Margin (dB)
Mid	5210	7.963	7.963	11.00	-3.037

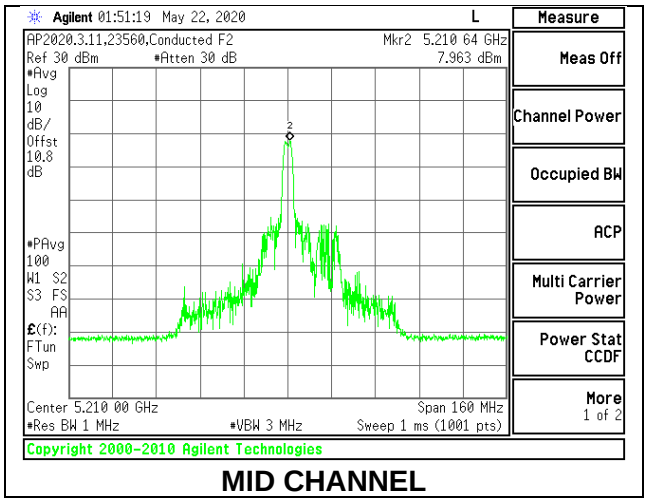

MID CHANNEL

UL VERIFICATION SERVICES INC.
47173 Benicia Street, Fremont, CA 94538; USA TEL:(510) 319-4000 FAX:(510) 661-0888

This report shall not be reproduced except in full, without the written approval of UL Verification Services Inc.

1TX ANT 6 MODE (FCC) MOBILE – 26 Tones, RU Index 36

Test Engineer:	20773
Test Date:	8/28/2020

Antenna Gain and Limits

Channel	Frequency (MHz)	Directional Gain for Power (dBi)	Power Limit (dBm)	PSD Limit (dBm/ 1MHz)
Mid	5210	-5.70	24.00	11.00

Duty Cycle CF (dB)	0.00	**Included in Calculations of Corr'd PSD**

Output Power Results

Channel	Frequency (MHz)	ANT 6 Meas Power (dBm)	Total Corr'd Power (dBm)	Power Limit (dBm)	Power Margin (dB)
Mid	5210	11.57	11.57	24.00	-12.43

PSD Results

Channel	Frequency (MHz)	ANT 6 Meas PSD (dBm/1MHz)	Total Corr'd PSD (dBm/1MHz)	PSD Limit (dBm/ 1MHz)	PSD Margin (dB)
Mid	5210	9.379	9.379	11.00	-1.621

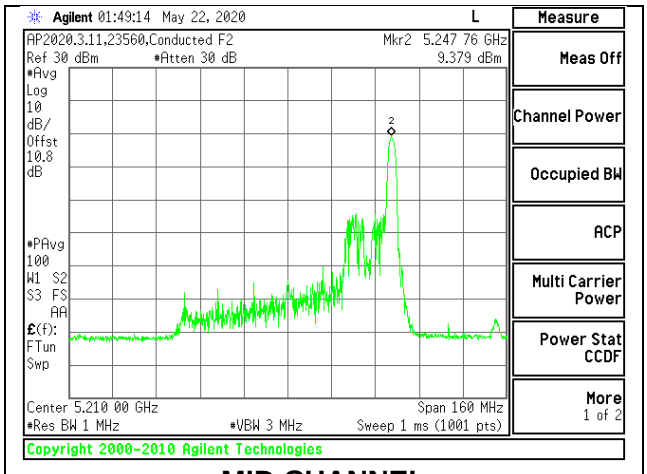

MID CHANNEL

UL VERIFICATION SERVICES INC.
47173 Benicia Street, Fremont, CA 94538; USA TEL:(510) 319-4000 FAX:(510) 661-0888

This report shall not be reproduced except in full, without the written approval of UL Verification Services Inc.

1TX ANT 6 MODE (FCC) MOBILE – 996 Tones, RU Index 67

Test Engineer:	20773
Test Date:	8/28/2020

Antenna Gain and Limits

Channel	Frequency (MHz)	Directional Gain for Power (dBi)	Power Limit (dBm)	PSD Limit (dBm/ 1MHz)
Mid	5210	-5.70	24.00	11.00

Duty Cycle CF (dB)	0.00	**Included in Calculations of Corr'd PSD**

Output Power Results

Channel	Frequency (MHz)	ANT 6 Meas Power (dBm)	Total Corr'd Power (dBm)	Power Limit (dBm)	Power Margin (dB)
Mid	5210	15.22	15.22	24.00	-8.78

PSD Results

Channel	Frequency (MHz)	ANT 6 Meas PSD (dBm/1MHz)	Total Corr'd PSD (dBm/1MHz)	PSD Limit (dBm/ 1MHz)	PSD Margin (dB)
Mid	5210	-0.949	-0.949	11.00	-11.949

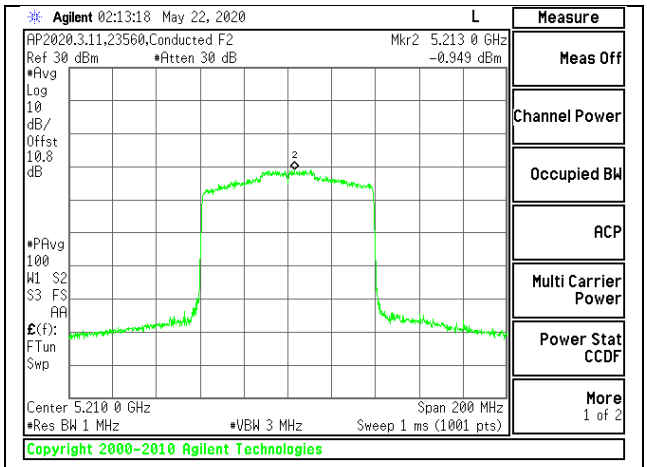

MID CHANNEL

UL VERIFICATION SERVICES INC.
47173 Benicia Street, Fremont, CA 94538; USA TEL:(510) 319-4000 FAX:(510) 661-0888

This report shall not be reproduced except in full, without the written approval of UL Verification Services Inc.

1TX ANT 5 MODE (FCC) MOBILE – 26 Tones, RU Index 0

Test Engineer:	20773
Test Date:	8/28/2020

Antenna Gain and Limits

Channel	Frequency (MHz)	Directional Gain for Power (dBi)	Power Limit (dBm)	PSD Limit (dBm/ 1MHz)
Mid	5210	-6.30	24.00	11.00

Duty Cycle CF (dB)	0.00	**Included in Calculations of Corr'd PSD**

Output Power Results

Channel	Frequency (MHz)	ANT 5 Meas Power (dBm)	Total Corr'd Power (dBm)	Power Limit (dBm)	Power Margin (dB)
Mid	5210	11.64	11.64	24.00	-12.36

PSD Results

Channel	Frequency (MHz)	ANT 5 Meas PSD (dBm/1MHz)	Total Corr'd PSD (dBm/1MHz)	PSD Limit (dBm/ 1MHz)	PSD Margin (dB)
Mid	5210	9.209	9.209	11.00	-1.791

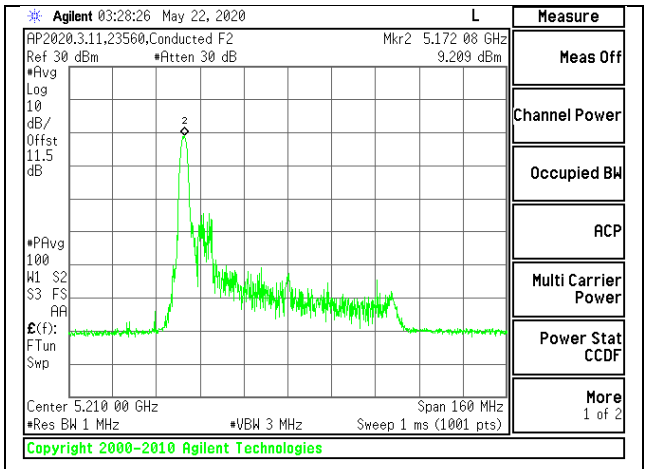

MID CHANNEL

UL VERIFICATION SERVICES INC.
47173 Benicia Street, Fremont, CA 94538; USA TEL:(510) 319-4000 FAX:(510) 661-0888

This report shall not be reproduced except in full, without the written approval of UL Verification Services Inc.

1TX ANT 5 MODE (FCC) MOBILE – 26 Tones, RU Index 18

Test Engineer:	20773
Test Date:	8/28/2020

Antenna Gain and Limits

Channel	Frequency (MHz)	Directional Gain for Power (dBi)	Power Limit (dBm)	PSD Limit (dBm/ 1MHz)
Mid	5210	-6.30	24.00	11.00

Duty Cycle CF (dB)	0.00	**Included in Calculations of Corr'd PSD**

Output Power Results

Channel	Frequency (MHz)	ANT 5 Meas Power (dBm)	Total Corr'd Power (dBm)	Power Limit (dBm)	Power Margin (dB)
Mid	5210	11.56	11.56	24.00	-12.44

PSD Results

Channel	Frequency (MHz)	ANT 5 Meas PSD (dBm/1MHz)	Total Corr'd PSD (dBm/1MHz)	PSD Limit (dBm/ 1MHz)	PSD Margin (dB)
Mid	5210	8.120	8.120	11.00	-2.880

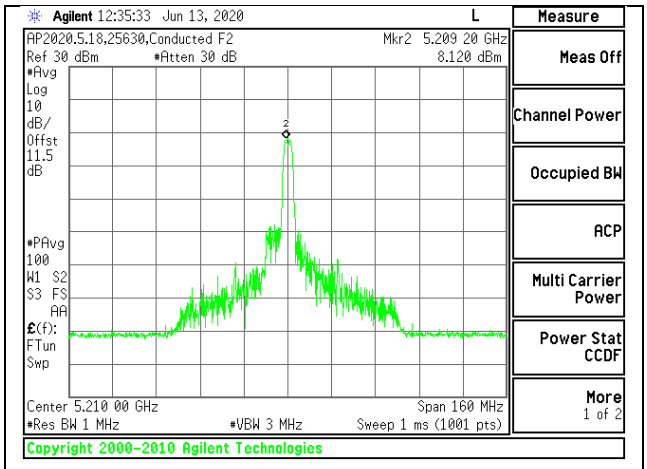

MID CHANNEL

UL VERIFICATION SERVICES INC.
47173 Benicia Street, Fremont, CA 94538; USA TEL:(510) 319-4000 FAX:(510) 661-0888

This report shall not be reproduced except in full, without the written approval of UL Verification Services Inc.

1TX ANT 5 MODE (FCC) MOBILE – 26 Tones, RU Index 36

Test Engineer:	20773
Test Date:	8/28/2020

Antenna Gain and Limits

Channel	Frequency (MHz)	Directional Gain for Power (dBi)	Power Limit (dBm)	PSD Limit (dBm/ 1MHz)
Mid	5210	-6.30	24.00	11.00

Duty Cycle CF (dB)	0.00	**Included in Calculations of Corr'd PSD**

Output Power Results

Channel	Frequency (MHz)	ANT 5 Meas Power (dBm)	Total Corr'd Power (dBm)	Power Limit (dBm)	Power Margin (dB)
Mid	5210	11.59	11.59	24.00	-12.41

PSD Results

Channel	Frequency (MHz)	ANT 5 Meas PSD (dBm/1MHz)	Total Corr'd PSD (dBm/1MHz)	PSD Limit (dBm/ 1MHz)	PSD Margin (dB)
Mid	5210	9.220	9.220	11.00	-1.780

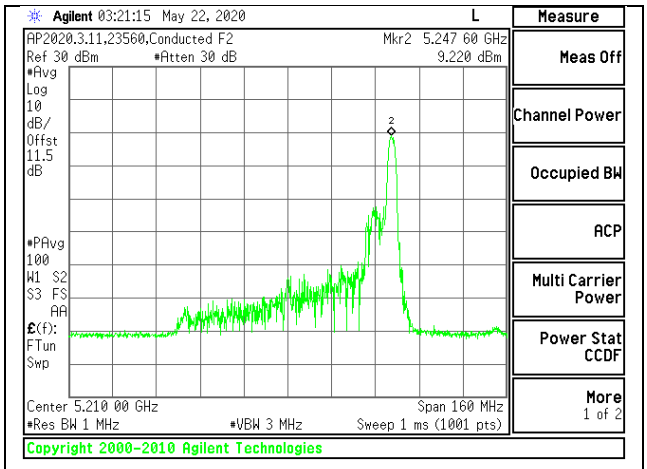

MID CHANNEL

UL VERIFICATION SERVICES INC.
47173 Benicia Street, Fremont, CA 94538; USA TEL:(510) 319-4000 FAX:(510) 661-0888

This report shall not be reproduced except in full, without the written approval of UL Verification Services Inc.

1TX ANT 5 MODE (FCC) MOBILE – 996 Tones, RU Index 67

Test Engineer:	20773
Test Date:	8/28/2020

Antenna Gain and Limits

Channel	Frequency (MHz)	Directional Gain for Power (dBi)	Power Limit (dBm)	PSD Limit (dBm/ 1MHz)
Mid	5210	-6.30	24.00	11.00

Duty Cycle CF (dB)	0.00	**Included in Calculations of Corr'd PSD**

Output Power Results

Channel	Frequency (MHz)	ANT 5 Meas Power (dBm)	Total Corr'd Power (dBm)	Power Limit (dBm)	Power Margin (dB)
Mid	5210	15.13	15.13	24.00	-8.87

PSD Results

Channel	Frequency (MHz)	ANT 5 Meas PSD (dBm/1MHz)	Total Corr'd PSD (dBm/1MHz)	PSD Limit (dBm/ 1MHz)	PSD Margin (dB)
Mid	5210	-0.515	-0.515	11.00	-11.515

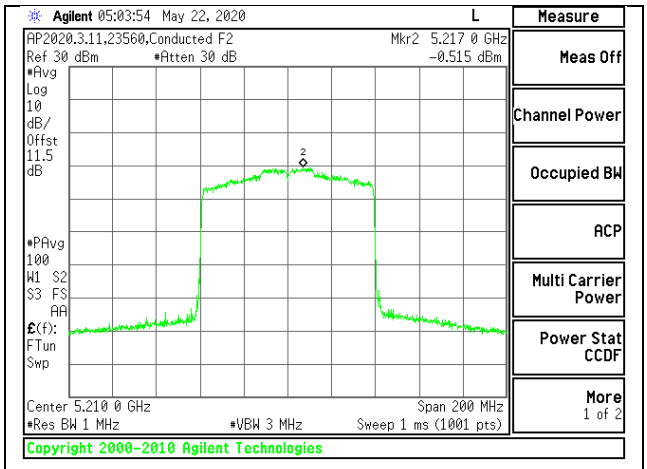

MID CHANNEL

UL VERIFICATION SERVICES INC.
47173 Benicia Street, Fremont, CA 94538; USA TEL:(510) 319-4000 FAX:(510) 661-0888

This report shall not be reproduced except in full, without the written approval of UL Verification Services Inc.

2TX ANT 6 + ANT 5 OFDMA MODE (FCC) MOBILE – 26 Tones, RU Index 0

Test Engineer:	20773
Test Date:	8/28/2020

Antenna Gain and Limits

Channel	Frequency (MHz)	Directional Gain for Power (dBi)	Directional Gain for PSD (dBi)	Power Limit (dBm)	PSD Limit (dBm/1MHz)
Mid	5210	-5.99	-2.98	24.00	11.00

Duty Cycle CF (dB)	0.00	**Included in Calculations of Corr'd PSD**

Output Power Results

Channel	Frequency (MHz)	ANT 6 Meas Power (dBm)	ANT 5 Meas Power (dBm)	Total Corr'd Power (dBm)	Power Limit (dBm)	Power Margin (dB)
Mid	5210	8.64	8.64	11.65	24.00	-12.35

PSD Results

Channel	Frequency (MHz)	ANT 6 Meas PSD (dBm/1MHz)	ANT 5 Meas PSD (dBm/1MHz)	Total Corr'd PSD (dBm/ 1MHz)	PSD Limit (dBm/ 1MHz)	PSD Margin (dB)
Mid	5210	6.212	6.266	9.249	11.00	-1.751

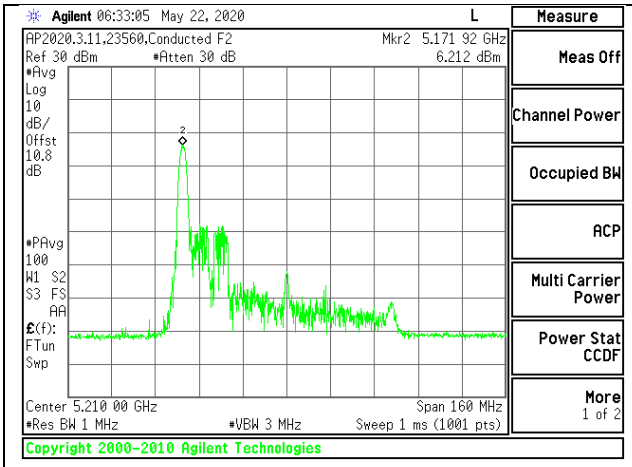

MID CHANNEL [ANT 6]

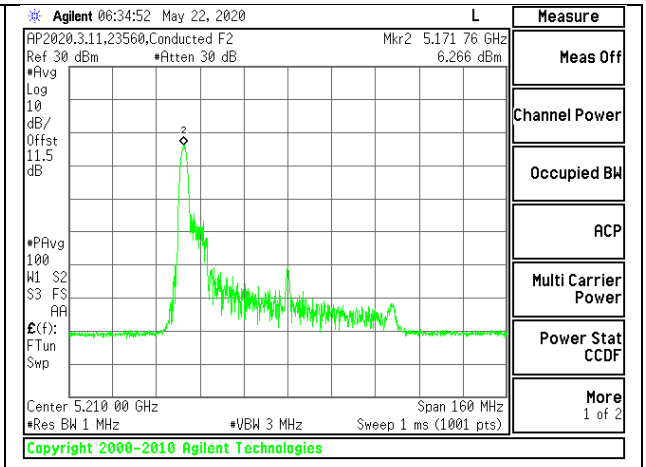

MID CHANNEL [ANT 5]

UL VERIFICATION SERVICES INC.
47173 Benicia Street, Fremont, CA 94538; USA TEL:(510) 319-4000 FAX:(510) 661-0888

This report shall not be reproduced except in full, without the written approval of UL Verification Services Inc.

2TX ANT 6 + ANT 5 OFDMA MODE (FCC) MOBILE – 26 Tones, RU Index 18

Test Engineer:	20773
Test Date:	8/28/2020

Antenna Gain and Limits

Channel	Frequency (MHz)	Directional Gain for Power (dBi)	Directional Gain for PSD (dBi)	Power Limit (dBm)	PSD Limit (dBm/1MHz)
Mid	5210	-5.99	-2.98	24.00	11.00

Duty Cycle CF (dB)	0.00	**Included in Calculations of Corr'd PSD**

Output Power Results

Channel	Frequency (MHz)	ANT 6 Meas Power (dBm)	ANT 5 Meas Power (dBm)	Total Corr'd Power (dBm)	Power Limit (dBm)	Power Margin (dB)
Mid	5210	8.54	8.51	11.54	24.00	-12.46

PSD Results

Channel	Frequency (MHz)	ANT 6 Meas PSD (dBm/1MHz)	ANT 5 Meas PSD (dBm/1MHz)	Total Corr'd PSD (dBm/ 1MHz)	PSD Limit (dBm/ 1MHz)	PSD Margin (dB)
Mid	5210	5.396	5.376	8.396	11.00	-2.604

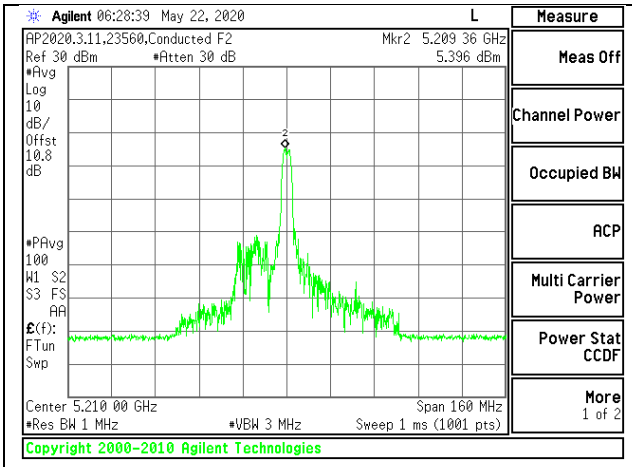

MID CHANNEL [ANT 6]

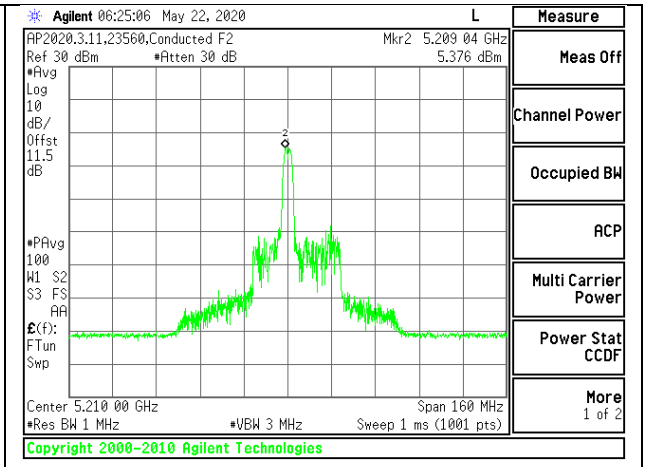

MID CHANNEL [ANT 5]

UL VERIFICATION SERVICES INC.
47173 Benicia Street, Fremont, CA 94538; USA TEL:(510) 319-4000 FAX:(510) 661-0888

This report shall not be reproduced except in full, without the written approval of UL Verification Services Inc.

2TX ANT 6 + ANT 5 OFDMA MODE (FCC) MOBILE – 26 Tones, RU Index 36

Test Engineer:	20773
Test Date:	8/28/2020

Antenna Gain and Limits

Channel	Frequency (MHz)	Directional Gain for Power (dBi)	Directional Gain for PSD (dBi)	Power Limit (dBm)	PSD Limit (dBm/1MHz)
Mid	5210	-5.99	-2.98	24.00	11.00

Duty Cycle CF (dB)	0.00	**Included in Calculations of Corr'd PSD**

Output Power Results

Channel	Frequency (MHz)	ANT 6 Meas Power (dBm)	ANT 5 Meas Power (dBm)	Total Corr'd Power (dBm)	Power Limit (dBm)	Power Margin (dB)
Mid	5210	8.71	8.51	11.62	24.00	-12.38

PSD Results

Channel	Frequency (MHz)	ANT 6 Meas PSD (dBm/1MHz)	ANT 5 Meas PSD (dBm/1MHz)	Total Corr'd PSD (dBm/ 1MHz)	PSD Limit (dBm/ 1MHz)	PSD Margin (dB)
Mid	5210	6.323	6.036	9.192	11.00	-1.808

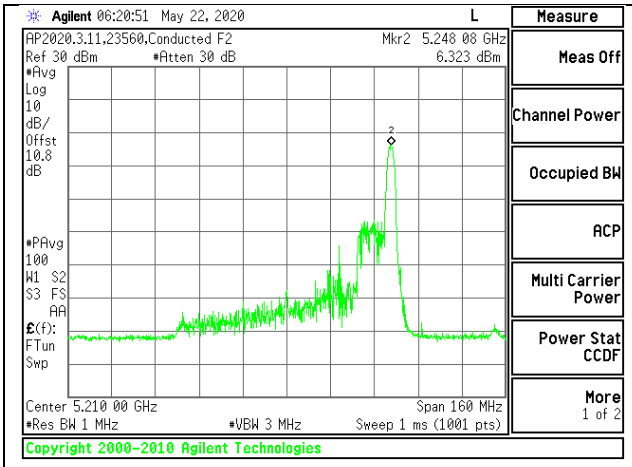

MID CHANNEL [ANT 6]

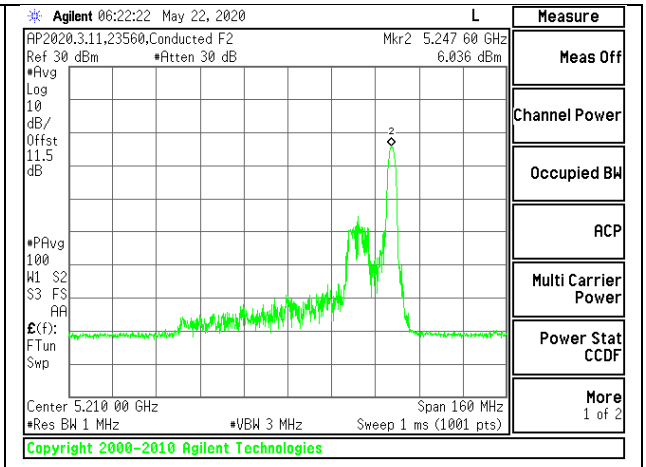

MID CHANNEL [ANT 5]

UL VERIFICATION SERVICES INC.
47173 Benicia Street, Fremont, CA 94538; USA TEL:(510) 319-4000 FAX:(510) 661-0888

This report shall not be reproduced except in full, without the written approval of UL Verification Services Inc.

2TX ANT 6 + ANT 5 OFDMA MODE (FCC) MOBILE – 996 Tones, RU Index 67

Test Engineer:	20773
Test Date:	8/28/2020

Antenna Gain and Limits

Channel	Frequency (MHz)	Directional Gain for Power (dBi)	Directional Gain for PSD (dBi)	Power Limit (dBm)	PSD Limit (dBm/1MHz)
Mid	5210	-5.99	-2.98	24.00	11.00

Duty Cycle CF (dB)	0.00	**Included in Calculations of Corr'd PSD**

Output Power Results

Channel	Frequency (MHz)	ANT 6 Meas Power (dBm)	ANT 5 Meas Power (dBm)	Total Corr'd Power (dBm)	Power Limit (dBm)	Power Margin (dB)
Mid	5210	14.11	14.23	17.18	24.00	-6.82

PSD Results

Channel	Frequency (MHz)	ANT 6 Meas PSD (dBm/1MHz)	ANT 5 Meas PSD (dBm/1MHz)	Total Corr'd PSD (dBm/ 1MHz)	PSD Limit (dBm/ 1MHz)	PSD Margin (dB)
Mid	5210	-0.427	-0.112	2.744	11.00	-8.256

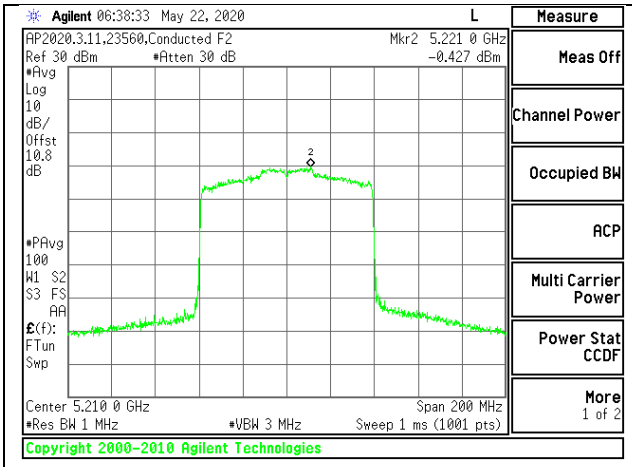

MID CHANNEL [ANT 6]

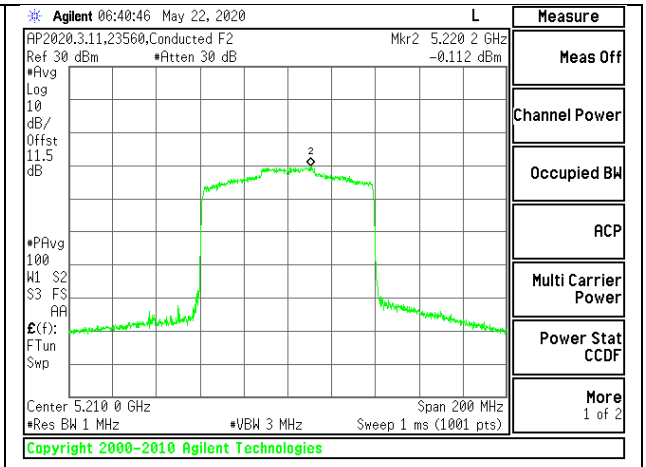

MID CHANNEL [ANT 5]

UL VERIFICATION SERVICES INC.
47173 Benicia Street, Fremont, CA 94538; USA TEL:(510) 319-4000 FAX:(510) 661-0888

This report shall not be reproduced except in full, without the written approval of UL Verification Services Inc.

9.4.7. 802.11n HT20 MODE IN THE 5.3 GHz BAND

1TX ANT 6 MODE (FCC)

Test Engineer:	20773
Test Date:	8/28/2020

Bandwidth, Antenna Gain, and Limits

Channel	Frequency (MHz)	Min 26 dB BW (MHz)	Directional Gain (dBi)	Power Limit (dBm)	PSD Limit (dBm/1MHz)
Low	5260	21.35	-3.10	24.00	11.00
Mid	5300	21.28	-3.10	24.00	11.00
High	5320	21.19	-3.10	24.00	11.00

Duty Cycle CF (dB)	0.00	**Included in Calculations of Corr'd PSD**

Output Power Results

Channel	Frequency (MHz)	ANT 6 Meas Power (dBm)	Total Corr'd Power (dBm)	Power Limit (dBm)	Power Margin (dB)
Low	5260	20.18	20.18	24.00	-3.82
Mid	5300	20.24	20.24	24.00	-3.76
High	5320	18.51	18.51	24.00	-5.49

PSD Results

Channel	Frequency (MHz)	ANT 6 Meas PSD (dBm/1MHz)	Total Corr'd PSD (dBm/1MHz)	PSD Limit (dBm/1MHz)	PSD Margin (dB)
Low	5260	9.850	9.850	11.00	-1.150
Mid	5300	9.749	9.749	11.00	-1.251
High	5320	8.946	8.946	11.00	-2.054

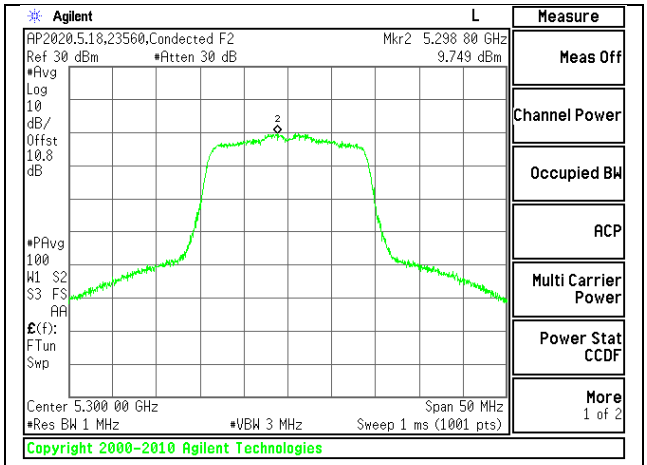

MID CHANNEL

UL VERIFICATION SERVICES INC.
47173 Benicia Street, Fremont, CA 94538; USA TEL:(510) 319-4000 FAX:(510) 661-0888

This report shall not be reproduced except in full, without the written approval of UL Verification Services Inc.

1TX ANT 5 MODE (FCC)

Test Engineer:	20773
Test Date:	8/28/2020

Bandwidth, Antenna Gain, and Limits

Channel	Frequency (MHz)	Min 26 dB BW (MHz)	Directional Gain (dBi)	Power Limit (dBm)	PSD Limit (dBm/1MHz)
Low	5260	21.25	-7.30	24.00	11.00
Mid	5300	21.42	-7.30	24.00	11.00
High	5320	21.23	-7.30	24.00	11.00

Duty Cycle CF (dB)	0.00	**Included in Calculations of Corr'd PSD**

Output Power Results

Channel	Frequency (MHz)	ANT 5 Meas Power (dBm)	Total Corr'd Power (dBm)	Power Limit (dBm)	Power Margin (dB)
Low	5260	20.59	20.59	24.00	-3.41
Mid	5300	20.61	20.61	24.00	-3.39
High	5320	18.66	18.66	24.00	-5.34

PSD Results

Channel	Frequency (MHz)	ANT 5 Meas PSD (dBm/1MHz)	Total Corr'd PSD (dBm/1MHz)	PSD Limit (dBm/1MHz)	PSD Margin (dB)
Low	5260	10.265	10.265	11.00	-0.735
Mid	5300	9.817	9.817	11.00	-1.183
High	5320	8.652	8.652	11.00	-2.348

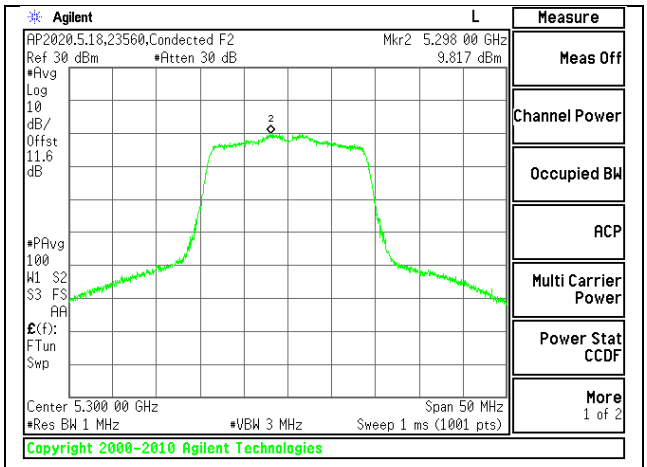

MID CHANNEL

UL VERIFICATION SERVICES INC.
47173 Benicia Street, Fremont, CA 94538; USA TEL:(510) 319-4000 FAX:(510) 661-0888

This report shall not be reproduced except in full, without the written approval of UL Verification Services Inc.

2TX ANT 6 + ANT 5 CDD MODE (FCC)

Test Engineer:	20773
Test Date:	8/28/2020

Bandwidth, Antenna Gain, and Limits

Channel	Frequency (MHz)	Min 26 dB BW (MHz)	Directional Gain for Power (dBi)	Directional Gain for PSD (dBi)	Power Limit (dBm)	PSD Limit (dBm/1MHz)
Low	5260	21.08	-4.74	-1.94	24.00	11.00
Mid	5300	21.04	-4.74	-1.94	24.00	11.00
High	5320	21.25	-4.74	-1.94	24.00	11.00

Duty Cycle CF (dB)	0.10	**Included in Calculations of Corr'd PSD**

Output Power Results

Channel	Frequency (MHz)	ANT 6 Meas Power (dBm)	ANT 5 Meas Power (dBm)	Total Corr'd Power (dBm)	Power Limit (dBm)	Power Margin (dB)
Low	5260	17.66	17.60	20.64	24.00	-3.36
Mid	5300	17.68	17.66	20.68	24.00	-3.32
High	5320	17.51	17.75	20.64	24.00	-3.36

PSD Results

Channel	Frequency (MHz)	ANT 6 Meas PSD (dBm/1MHz)	ANT 5 Meas PSD (dBm/1MHz)	Total Corr'd PSD (dBm/1MHz)	PSD Limit (dBm/1MHz)	PSD Margin (dB)
Low	5260	6.680	6.488	9.695	11.00	-1.305
Mid	5300	6.864	6.757	9.921	11.00	-1.079
High	5320	5.731	7.568	9.856	11.00	-1.144

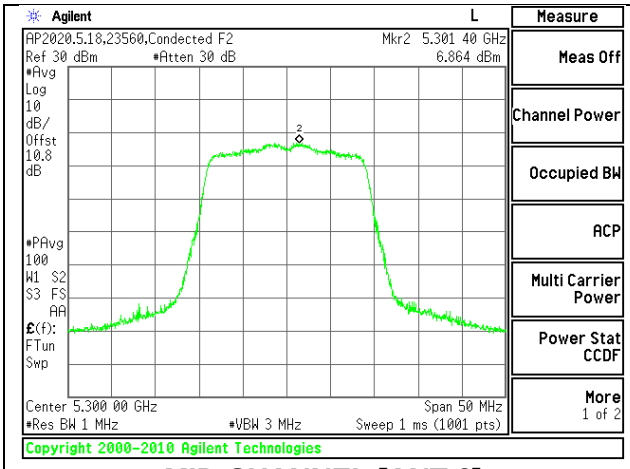

MID CHANNEL [ANT 6]

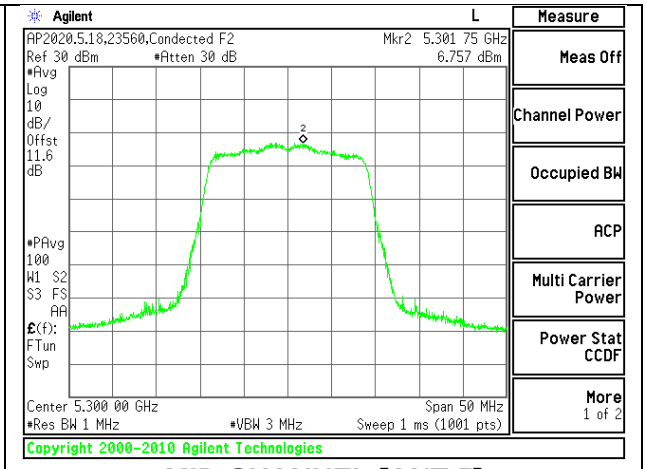

MID CHANNEL [ANT 5]

UL VERIFICATION SERVICES INC.
47173 Benicia Street, Fremont, CA 94538; USA TEL:(510) 319-4000 FAX:(510) 661-0888

This report shall not be reproduced except in full, without the written approval of UL Verification Services Inc.

9.4.8. 802.11n HT40 MODE IN THE 5.3 GHz BAND

1TX ANT 6 MODE (FCC)

Test Engineer:	20773
Test Date:	8/28/2020

Bandwidth, Antenna Gain, and Limits

Channel	Frequency (MHz)	Min 26 dB BW (MHz)	Directional Gain (dBi)	Power Limit (dBm)	PSD Limit (dBm/1MHz)
Low	5270	41.07	-3.10	24.00	11.00
High	5310	41.15	-3.10	24.00	11.00

Duty Cycle CF (dB)	0.10	**Included in Calculations of Corr'd PSD**

Output Power Results

Channel	Frequency (MHz)	ANT 6 Meas Power (dBm)	Total Corr'd Power (dBm)	Power Limit (dBm)	Power Margin (dB)
Low	5270	20.12	20.12	24.00	-3.88
High	5310	16.68	16.68	24.00	-7.32

PSD Results

Channel	Frequency (MHz)	ANT 6 Meas PSD (dBm/1MHz)	Total Corr'd PSD (dBm/1MHz)	PSD Limit (dBm/1MHz)	PSD Margin (dB)
Low	5270	7.401	7.401	11.00	-3.599
High	5310	4.319	4.319	11.00	-6.681

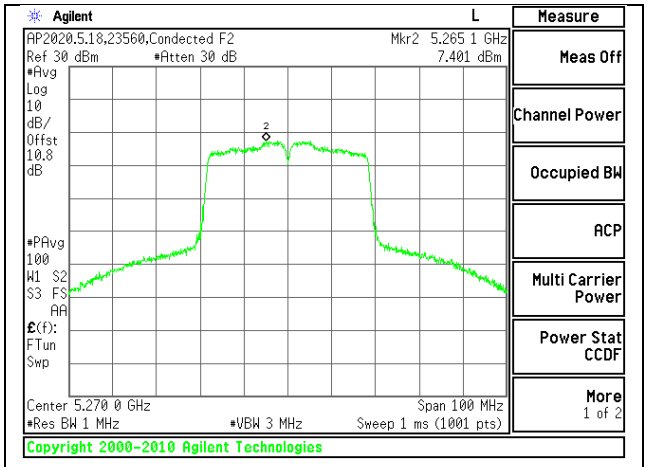

LOW CHANNEL

UL VERIFICATION SERVICES INC.
47173 Benicia Street, Fremont, CA 94538; USA TEL:(510) 319-4000 FAX:(510) 661-0888

This report shall not be reproduced except in full, without the written approval of UL Verification Services Inc.

1TX ANT 5 MODE (FCC)

Test Engineer:	20773
Test Date:	8/28/2020

Bandwidth, Antenna Gain, and Limits

Channel	Frequency (MHz)	Min 26 dB BW (MHz)	Directional Gain (dBi)	Power Limit (dBm)	PSD Limit (dBm/1MHz)
Low	5270	41.35	-7.30	24.00	11.00
High	5310	40.98	-7.30	24.00	11.00

Duty Cycle CF (dB)	0.10	**Included in Calculations of Corr'd PSD**

Output Power Results

Channel	Frequency (MHz)	ANT 5 Meas Power (dBm)	Total Corr'd Power (dBm)	Power Limit (dBm)	Power Margin (dB)
Low	5270	21.19	21.19	24.00	-2.81
High	5310	16.71	16.71	24.00	-7.29

PSD Results

Channel	Frequency (MHz)	ANT 5 Meas PSD (dBm/1MHz)	Total Corr'd PSD (dBm/1MHz)	PSD Limit (dBm/1MHz)	PSD Margin (dB)
Low	5270	7.150	7.250	11.00	-3.750
High	5310	3.740	3.740	11.00	-7.260

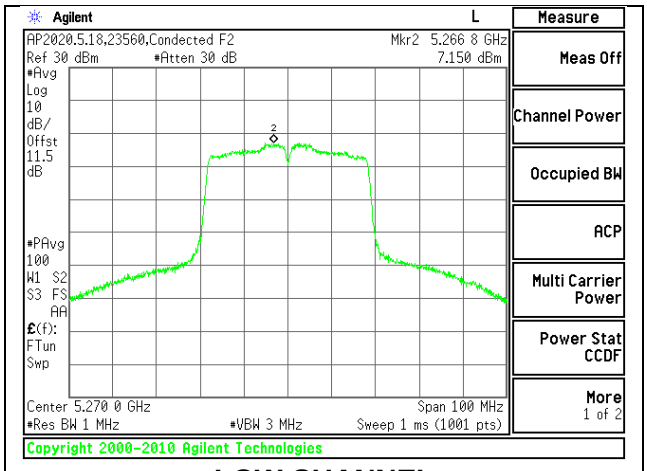

LOW CHANNEL

UL VERIFICATION SERVICES INC.
47173 Benicia Street, Fremont, CA 94538; USA TEL:(510) 319-4000 FAX:(510) 661-0888

This report shall not be reproduced except in full, without the written approval of UL Verification Services Inc.

2TX ANT 6 + ANT 5 CDD MODE (FCC)

Test Engineer:	20773
Test Date:	8/28/2020

Bandwidth, Antenna Gain, and Limits

Channel	Frequency (MHz)	Min 26 dB BW (MHz)	Directional Gain for Power (dBi)	Directional Gain for PSD (dBi)	Power Limit (dBm)	PSD Limit (dBm/1MHz)
Low	5270	40.00	-4.71	-1.94	24.00	11.00
High	5310	39.96	-4.71	-1.94	24.00	11.00

Duty Cycle CF (dB)	0.18	**Included in Calculations of Corr'd PSD**

Output Power Results

Channel	Frequency (MHz)	ANT 6 Meas Power (dBm)	ANT 5 Meas Power (dBm)	Total Corr'd Power (dBm)	Power Limit (dBm)	Power Margin (dB)
Low	5270	19.71	19.65	22.69	24.00	-1.31
High	5310	15.19	15.21	18.21	24.00	-5.79

PSD Results

Channel	Frequency (MHz)	ANT 6 Meas PSD (dBm/1MHz)	ANT 5 Meas PSD (dBm/1MHz)	Total Corr'd PSD (dBm/1MHz)	PSD Limit (dBm/1MHz)	PSD Margin (dB)
Low	5270	7.077	6.895	10.177	11.00	-0.823
High	5310	3.816	4.105	7.153	11.00	-3.847

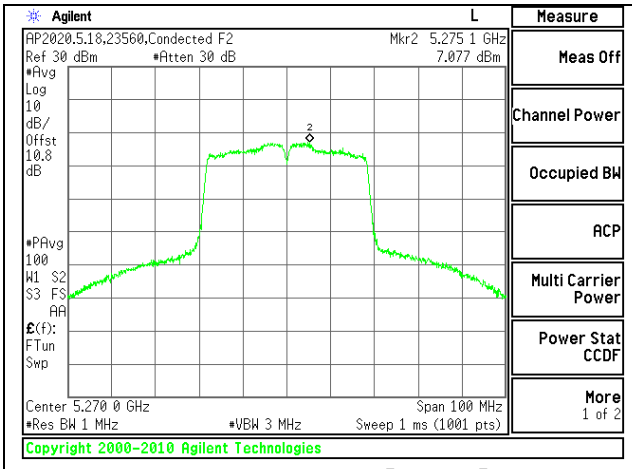

LOW CHANNEL [ANT 6]

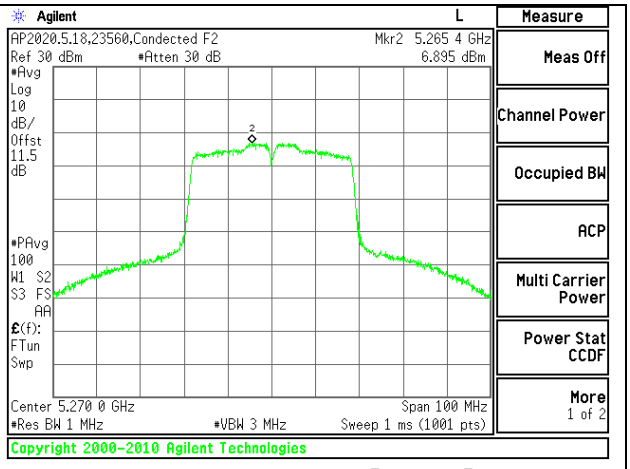

LOW CHANNEL [ANT 5]

UL VERIFICATION SERVICES INC.
47173 Benicia Street, Fremont, CA 94538; USA TEL:(510) 319-4000 FAX:(510) 661-0888

This report shall not be reproduced except in full, without the written approval of UL Verification Services Inc.

9.4.9. 802.11ac VHT80 MODE IN THE 5.3 GHz BAND

1TX ANT 6 MODE (FCC)

Test Engineer:	20773
Test Date:	8/28/2020

Bandwidth, Antenna Gain, and Limits

Channel	Frequency (MHz)	Min 26 dB BW (MHz)	Directional Gain (dBi)	Power Limit (dBm)	PSD Limit (dBm/1MHz)
Mid	5290	82.92	-3.10	24.00	11.00

Duty Cycle CF (dB)	0.20	**Included in Calculations of Corr'd PSD**

Output Power Results

Channel	Frequency (MHz)	ANT 6 Meas Power (dBm)	Total Corr'd Power (dBm)	Power Limit (dBm)	Power Margin (dB)
Mid	5290	15.69	15.69	24.00	-8.31

PSD Results

Channel	Frequency (MHz)	ANT 6 Meas PSD (dBm/1MHz)	Total Corr'd PSD (dBm/1MHz)	PSD Limit (dBm/1MHz)	PSD Margin (dB)
Mid	5290	0.299	0.499	11.00	-10.501

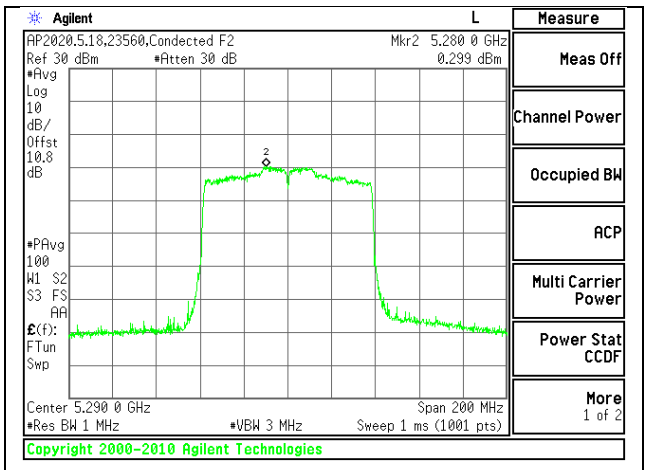

MID CHANNEL

UL VERIFICATION SERVICES INC.
47173 Benicia Street, Fremont, CA 94538; USA TEL:(510) 319-4000 FAX:(510) 661-0888

This report shall not be reproduced except in full, without the written approval of UL Verification Services Inc.

1TX ANT 5 MODE (FCC)

Test Engineer:	20773
Test Date:	8/28/2020

Bandwidth, Antenna Gain, and Limits

Channel	Frequency (MHz)	Min 26 dB BW (MHz)	Directional Gain (dBi)	Power Limit (dBm)	PSD Limit (dBm/1MHz)
Mid	5290	81.65	-7.30	24.00	11.00

Duty Cycle CF (dB)	0.20	**Included in Calculations of Corr'd PSD**

Output Power Results

Channel	Frequency (MHz)	ANT 5 Meas Power (dBm)	Total Corr'd Power (dBm)	Power Limit (dBm)	Power Margin (dB)
Mid	5290	15.71	15.71	24.00	-8.29

PSD Results

Channel	Frequency (MHz)	ANT 5 Meas PSD (dBm/1MHz)	Total Corr'd PSD (dBm/1MHz)	PSD Limit (dBm/1MHz)	PSD Margin (dB)
Mid	5290	0.441	0.641	11.00	-10.359

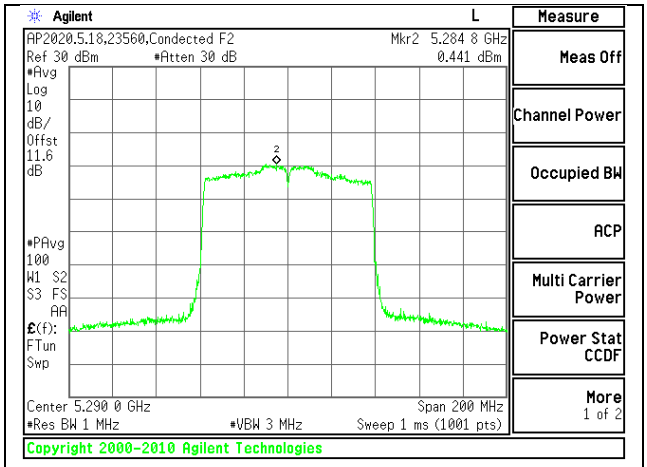

MID CHANNEL

UL VERIFICATION SERVICES INC.
47173 Benicia Street, Fremont, CA 94538; USA TEL:(510) 319-4000 FAX:(510) 661-0888

This report shall not be reproduced except in full, without the written approval of UL Verification Services Inc.

2TX ANT 6 + ANT 5 CDD MODE (FCC)

Test Engineer:	20773
Test Date:	8/28/2020

Bandwidth, Antenna Gain, and Limits

Channel	Frequency (MHz)	Min 26 dB BW (MHz)	Directional Gain for Power (dBi)	Directional Gain for PSD (dBi)	Power Limit (dBm)	PSD Limit (dBm/1MHz)
Mid	5290	81.18	-4.71	-1.94	24.00	11.00

Duty Cycle CF (dB)	0.36	**Included in Calculations of Corr'd PSD**

Output Power Results

Channel	Frequency (MHz)	ANT 6 Meas Power (dBm)	ANT 5 Meas Power (dBm)	Total Corr'd Power (dBm)	Power Limit (dBm)	Power Margin (dB)
Mid	5290	15.21	15.11	18.17	24.00	-5.83

PSD Results

Channel	Frequency (MHz)	ANT 6 Meas PSD (dBm/1MHz)	ANT 5 Meas PSD (dBm/1MHz)	Total Corr'd PSD (dBm/1MHz)	PSD Limit (dBm/1MHz)	PSD Margin (dB)
Mid	5290	0.537	0.786	4.034	11.00	-6.966

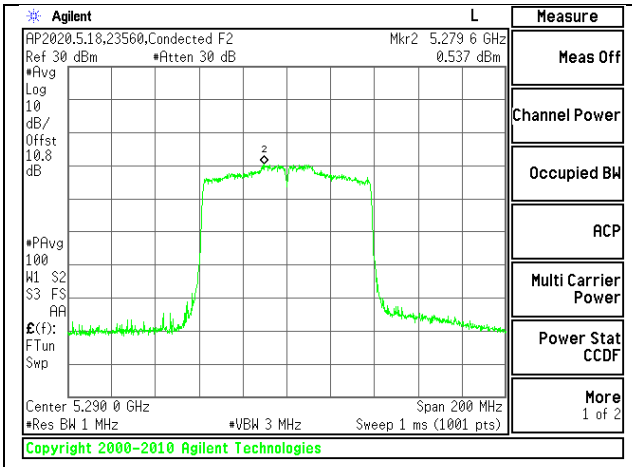

MID CHANNEL [ANT 6]

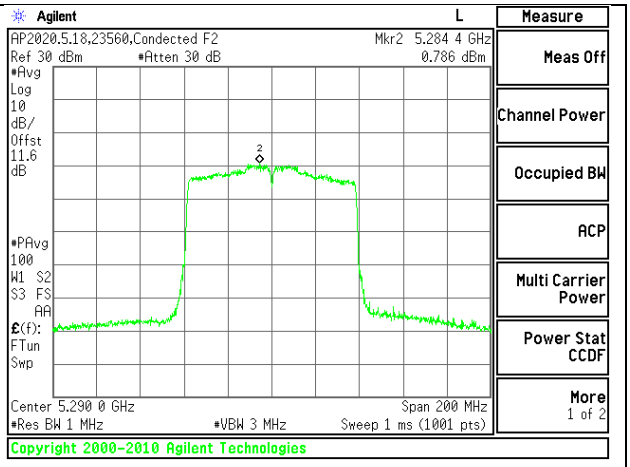

MID CHANNEL [ANT 5]

UL VERIFICATION SERVICES INC.
47173 Benicia Street, Fremont, CA 94538; USA TEL:(510) 319-4000 FAX:(510) 661-0888

This report shall not be reproduced except in full, without the written approval of UL Verification Services Inc.

9.4.10. 802.11ax HE20 MODE IN THE 5.3 GHz BAND

1TX ANT 6 MODE (FCC) – 26 Tones, RU Index 0

Test Engineer:	20773
Test Date:	8/28/2020

Bandwidth, Antenna Gain, and Limits

Channel	Frequency (MHz)	Min 26 dB BW (MHz)	Directional Gain (dBi)	Power Limit (dBm)	PSD Limit (dBm/1MHz)
Low	5260	20.14	-3.10	24.00	11.00
Mid	5300	20.00	-3.10	24.00	11.00
High	5320	20.15	-3.10	24.00	11.00

Duty Cycle CF (dB)	0.00	**Included in Calculations of Corr'd PSD**

Output Power Results

Channel	Frequency (MHz)	ANT 6 Meas Power (dBm)	Total Corr'd Power (dBm)	Power Limit (dBm)	Power Margin (dB)
Low	5260	11.68	11.68	24.00	-12.32
Mid	5300	11.55	11.55	24.00	-12.45
High	5320	11.62	11.62	24.00	-12.38

PSD Results

Channel	Frequency (MHz)	ANT 6 Meas PSD (dBm/1MHz)	Total Corr'd PSD (dBm/1MHz)	PSD Limit (dBm/1MHz)	PSD Margin (dB)
Low	5260	9.640	9.640	11.00	-1.360
Mid	5300	9.334	9.334	11.00	-1.666
High	5320	9.438	9.438	11.00	-1.562

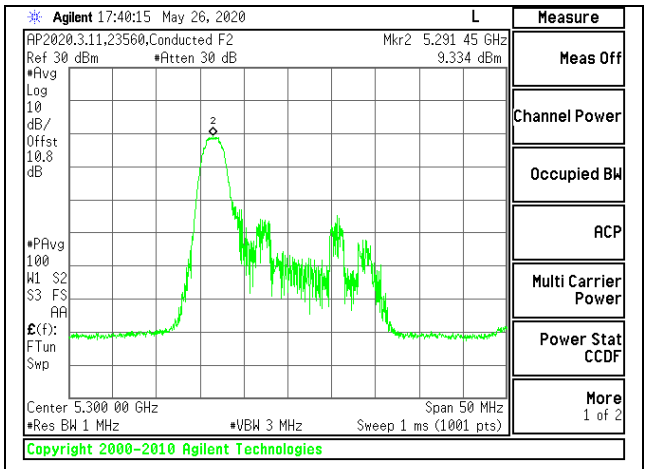

MID CHANNEL

UL VERIFICATION SERVICES INC.
47173 Benicia Street, Fremont, CA 94538; USA TEL:(510) 319-4000 FAX:(510) 661-0888

This report shall not be reproduced except in full, without the written approval of UL Verification Services Inc.

1TX ANT 6 MODE (FCC) – 26 Tones, RU Index 4

Test Engineer:	20773
Test Date:	8/28/2020

Bandwidth, Antenna Gain, and Limits

Channel	Frequency (MHz)	Min 26 dB BW (MHz)	Directional Gain (dBi)	Power Limit (dBm)	PSD Limit (dBm/1MHz)
Low	5260	19.39	-3.10	23.87	11.00
Mid	5300	19.46	-3.10	23.89	11.00
High	5320	19.33	-3.10	23.86	11.00

Duty Cycle CF (dB)	0.00	**Included in Calculations of Corr'd PSD**

Output Power Results

Channel	Frequency (MHz)	ANT 6 Meas Power (dBm)	Total Corr'd Power (dBm)	Power Limit (dBm)	Power Margin (dB)
Low	5260	11.71	11.71	23.87	-12.16
Mid	5300	11.60	11.60	23.89	-12.29
High	5320	11.57	11.57	23.86	-12.29

PSD Results

Channel	Frequency (MHz)	ANT 6 Meas PSD (dBm/1MHz)	Total Corr'd PSD (dBm/1MHz)	PSD Limit (dBm/1MHz)	PSD Margin (dB)
Low	5260	8.376	8.376	11.00	-2.624
Mid	5300	8.101	8.101	11.00	-2.899
High	5320	8.017	8.017	11.00	-2.983

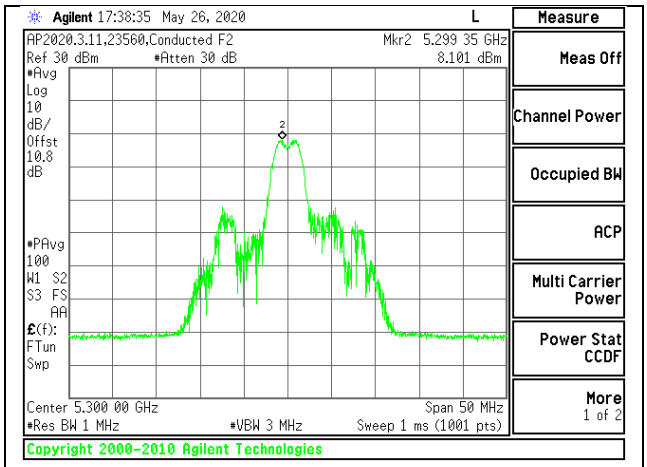

MID CHANNEL

UL VERIFICATION SERVICES INC.
47173 Benicia Street, Fremont, CA 94538; USA TEL:(510) 319-4000 FAX:(510) 661-0888

This report shall not be reproduced except in full, without the written approval of UL Verification Services Inc.

1TX ANT 6 MODE (FCC) – 26 Tones, RU Index 8

Test Engineer:	20773
Test Date:	8/28/2020

Bandwidth, Antenna Gain, and Limits

Channel	Frequency (MHz)	Min 26 dB BW (MHz)	Directional Gain (dBi)	Power Limit (dBm)	PSD Limit (dBm/1MHz)
Low	5260	20.69	-3.10	24.00	11.00
Mid	5300	20.52	-3.10	24.00	11.00
High	5320	20.67	-3.10	24.00	11.00

Duty Cycle CF (dB)	0.00	**Included in Calculations of Corr'd PSD**

Output Power Results

Channel	Frequency (MHz)	ANT 6 Meas Power (dBm)	Total Corr'd Power (dBm)	Power Limit (dBm)	Power Margin (dB)
Low	5260	11.64	11.64	24.00	-12.36
Mid	5300	11.60	11.60	24.00	-12.40
High	5320	11.71	11.71	24.00	-12.29

PSD Results

Channel	Frequency (MHz)	ANT 6 Meas PSD (dBm/1MHz)	Total Corr'd PSD (dBm/1MHz)	PSD Limit (dBm/1MHz)	PSD Margin (dB)
Low	5260	9.311	9.311	11.00	-1.689
Mid	5300	9.242	9.242	11.00	-1.758
High	5320	9.521	9.521	11.00	-1.479

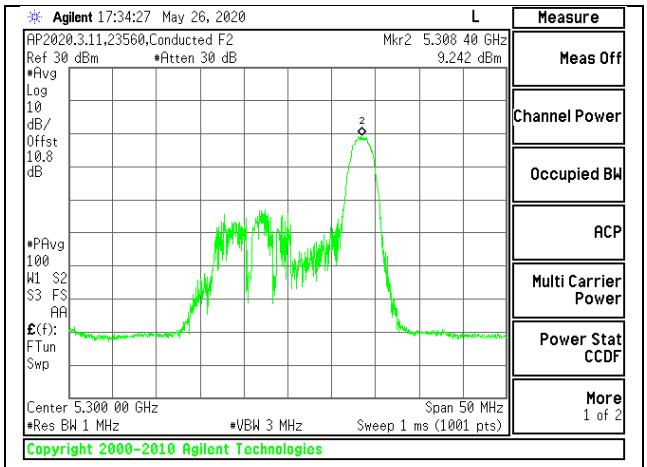

MID CHANNEL

UL VERIFICATION SERVICES INC.
47173 Benicia Street, Fremont, CA 94538; USA TEL:(510) 319-4000 FAX:(510) 661-0888

This report shall not be reproduced except in full, without the written approval of UL Verification Services Inc.

1TX ANT 6 MODE (FCC) – 242 Tones, RU Index 61

Test Engineer:	20773
Test Date:	8/28/2020

Bandwidth, Antenna Gain, and Limits

Channel	Frequency (MHz)	Min 26 dB BW (MHz)	Directional Gain (dBi)	Power Limit (dBm)	PSD Limit (dBm/1MHz)
Low	5260	21.24	-3.10	24.00	11.00
Mid	5300	21.24	-3.10	24.00	11.00
High	5320	21.18	-3.10	24.00	11.00

Duty Cycle CF (dB)	0.00	**Included in Calculations of Corr'd PSD**

Output Power Results

Channel	Frequency (MHz)	ANT 6 Meas Power (dBm)	Total Corr'd Power (dBm)	Power Limit (dBm)	Power Margin (dB)
Low	5260	20.10	20.10	24.00	-3.90
Mid	5300	20.24	20.24	24.00	-3.76
High	5320	17.65	17.65	24.00	-6.35

PSD Results

Channel	Frequency (MHz)	ANT 6 Meas PSD (dBm/1MHz)	Total Corr'd PSD (dBm/1MHz)	PSD Limit (dBm/1MHz)	PSD Margin (dB)
Low	5260	9.561	9.561	11.00	-1.439
Mid	5300	9.518	9.518	11.00	-1.482
High	5320	8.079	8.079	11.00	-2.921

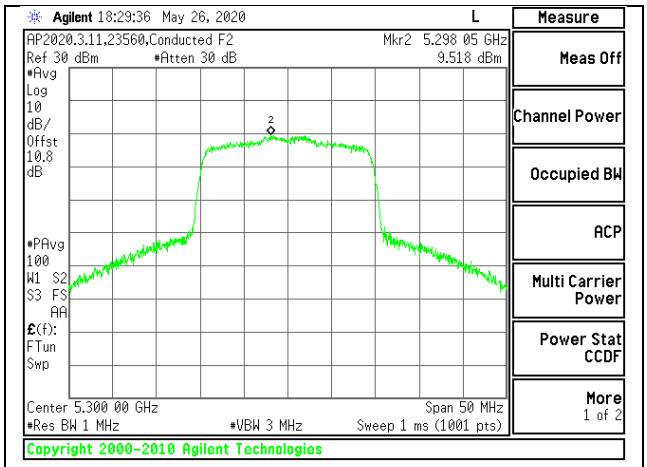

MID CHANNEL

UL VERIFICATION SERVICES INC.
47173 Benicia Street, Fremont, CA 94538; USA TEL:(510) 319-4000 FAX:(510) 661-0888

This report shall not be reproduced except in full, without the written approval of UL Verification Services Inc.

1TX ANT 5 MODE (FCC) – 26 Tones, RU Index 0

Test Engineer:	20773
Test Date:	8/28/2020

Bandwidth, Antenna Gain, and Limits

Channel	Frequency (MHz)	Min 26 dB BW (MHz)	Directional Gain (dBi)	Power Limit (dBm)	PSD Limit (dBm/1MHz)
Low	5260	20.17	-7.30	24.00	11.00
Mid	5300	20.09	-7.30	24.00	11.00
High	5320	20.09	-7.30	24.00	11.00

Duty Cycle CF (dB)	0.00	**Included in Calculations of Corr'd PSD**

Output Power Results

Channel	Frequency (MHz)	ANT 5 Meas Power (dBm)	Total Corr'd Power (dBm)	Power Limit (dBm)	Power Margin (dB)
Low	5260	11.71	11.71	24.00	-12.29
Mid	5300	11.68	11.68	24.00	-12.32
High	5320	11.51	11.51	24.00	-12.49

PSD Results

Channel	Frequency (MHz)	ANT 5 Meas PSD (dBm/1MHz)	Total Corr'd PSD (dBm/1MHz)	PSD Limit (dBm/1MHz)	PSD Margin (dB)
Low	5260	9.493	9.493	11.00	-1.507
Mid	5300	9.432	9.432	11.00	-1.568
High	5320	9.390	9.390	11.00	-1.610

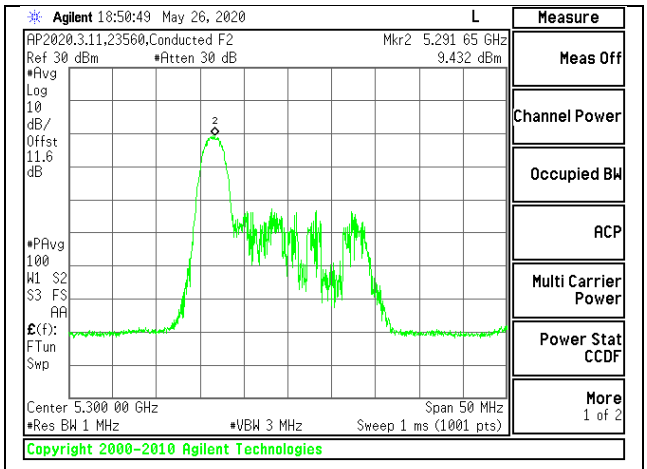

MID CHANNEL

UL VERIFICATION SERVICES INC.
47173 Benicia Street, Fremont, CA 94538; USA TEL:(510) 319-4000 FAX:(510) 661-0888

This report shall not be reproduced except in full, without the written approval of UL Verification Services Inc.

1TX ANT 5 MODE (FCC) – 26 Tones, RU Index 4

Test Engineer:	20773
Test Date:	8/28/2020

Bandwidth, Antenna Gain, and Limits

Channel	Frequency (MHz)	Min 26 dB BW (MHz)	Directional Gain (dBi)	Power Limit (dBm)	PSD Limit (dBm/1MHz)
Low	5260	19.40	-7.30	23.88	11.00
Mid	5300	19.42	-7.30	23.88	11.00
High	5320	19.45	-7.30	23.89	11.00

Duty Cycle CF (dB)	0.00	**Included in Calculations of Corr'd PSD**

Output Power Results

Channel	Frequency (MHz)	ANT 5 Meas Power (dBm)	Total Corr'd Power (dBm)	Power Limit (dBm)	Power Margin (dB)
Low	5260	11.75	11.75	23.88	-12.13
Mid	5300	11.70	11.70	23.88	-12.18
High	5320	11.51	11.51	23.89	-12.38

PSD Results

Channel	Frequency (MHz)	ANT 5 Meas PSD (dBm/1MHz)	Total Corr'd PSD (dBm/1MHz)	PSD Limit (dBm/1MHz)	PSD Margin (dB)
Low	5260	8.643	8.643	11.00	-2.357
Mid	5300	8.451	8.451	11.00	-2.549
High	5320	8.077	8.077	11.00	-2.923

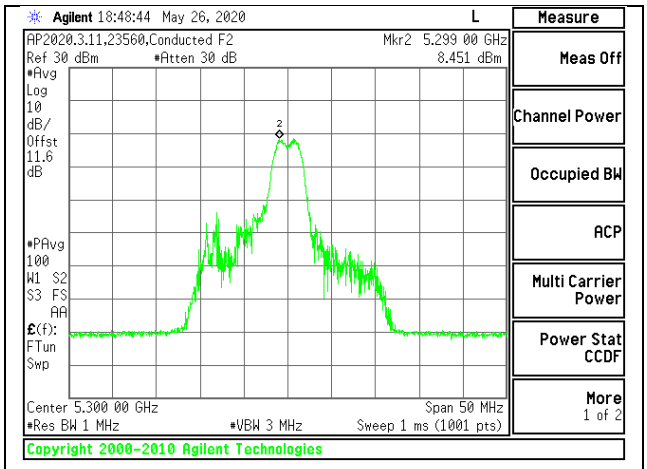

MID CHANNEL

UL VERIFICATION SERVICES INC.
47173 Benicia Street, Fremont, CA 94538; USA TEL:(510) 319-4000 FAX:(510) 661-0888

This report shall not be reproduced except in full, without the written approval of UL Verification Services Inc.

1TX ANT 5 MODE (FCC) – 26 Tones, RU Index 8

Test Engineer:	20773
Test Date:	8/28/2020

Bandwidth, Antenna Gain, and Limits

Channel	Frequency (MHz)	Min 26 dB BW (MHz)	Directional Gain (dBi)	Power Limit (dBm)	PSD Limit (dBm/1MHz)
Low	5260	20.74	-7.30	24.00	11.00
Mid	5300	20.83	-7.30	24.00	11.00
High	5320	20.72	-7.30	24.00	11.00

Duty Cycle CF (dB)	0.00	**Included in Calculations of Corr'd PSD**

Output Power Results

Channel	Frequency (MHz)	ANT 5 Meas Power (dBm)	Total Corr'd Power (dBm)	Power Limit (dBm)	Power Margin (dB)
Low	5260	11.55	11.55	24.00	-12.45
Mid	5300	11.69	11.69	24.00	-12.31
High	5320	11.57	11.57	24.00	-12.43

PSD Results

Channel	Frequency (MHz)	ANT 5 Meas PSD (dBm/1MHz)	Total Corr'd PSD (dBm/1MHz)	PSD Limit (dBm/1MHz)	PSD Margin (dB)
Low	5260	9.383	9.383	11.00	-1.617
Mid	5300	9.656	9.656	11.00	-1.344
High	5320	9.485	9.485	11.00	-1.515

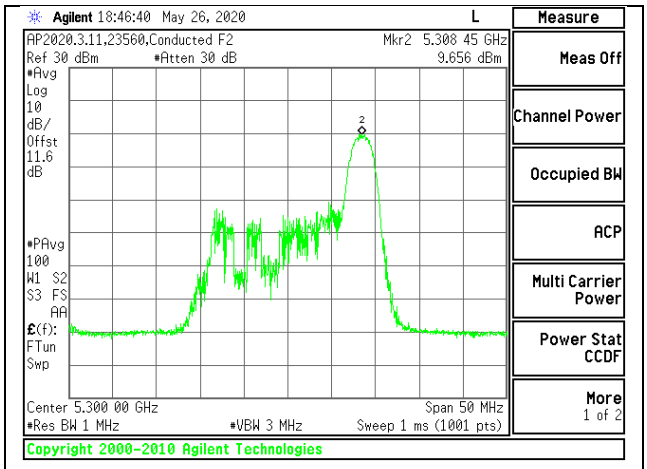

MID CHANNEL

UL VERIFICATION SERVICES INC.
47173 Benicia Street, Fremont, CA 94538; USA TEL:(510) 319-4000 FAX:(510) 661-0888

This report shall not be reproduced except in full, without the written approval of UL Verification Services Inc.

1TX ANT 5 MODE (FCC) – 242 Tones, RU Index 61

Test Engineer:	20773
Test Date:	8/28/2020

Bandwidth, Antenna Gain, and Limits

Channel	Frequency (MHz)	Min 26 dB BW (MHz)	Directional Gain (dBi)	Power Limit (dBm)	PSD Limit (dBm/1MHz)
Low	5260	21.16	-7.30	24.00	11.00
Mid	5300	22.14	-7.30	24.00	11.00
High	5320	21.25	-7.30	24.00	11.00

Duty Cycle CF (dB)	0.00	**Included in Calculations of Corr'd PSD**

Output Power Results

Channel	Frequency (MHz)	ANT 5 Meas Power (dBm)	Total Corr'd Power (dBm)	Power Limit (dBm)	Power Margin (dB)
Low	5260	20.70	20.70	24.00	-3.30
Mid	5300	20.86	20.86	24.00	-3.14
High	5320	17.67	17.67	24.00	-6.33

PSD Results

Channel	Frequency (MHz)	ANT 5 Meas PSD (dBm/1MHz)	Total Corr'd PSD (dBm/1MHz)	PSD Limit (dBm/1MHz)	PSD Margin (dB)
Low	5260	9.472	9.472	11.00	-1.528
Mid	5300	9.581	9.581	11.00	-1.419
High	5320	8.039	8.039	11.00	-2.961

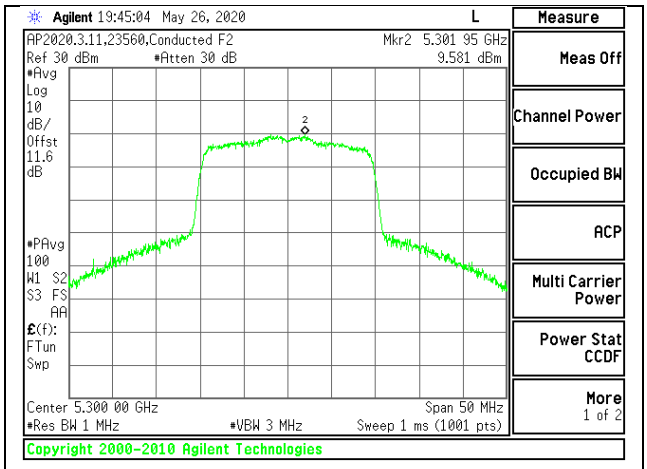

MID CHANNEL

UL VERIFICATION SERVICES INC.
47173 Benicia Street, Fremont, CA 94538; USA TEL:(510) 319-4000 FAX:(510) 661-0888

This report shall not be reproduced except in full, without the written approval of UL Verification Services Inc.

2TX ANT 6 + ANT 5 OFDMA MODE (FCC) – 26 Tones, RU Index 0

Test Engineer:	20773
Test Date:	8/29/2020

Bandwidth, Antenna Gain, and Limits

Channel	Frequency (MHz)	Min 26 dB BW (MHz)	Directional Gain for Power (dBi)	Directional Gain for PSD (dBi)	Power Limit (dBm)	PSD Limit (dBm/1MHz)
Low	5260	20.14	-4.71	-1.94	24.00	11.00
Mid	5300	20.06	-4.71	-1.94	24.00	11.00
High	5320	20.14	-4.71	-1.94	24.00	11.00

Duty Cycle CF (dB)	0.00	**Included in Calculations of Corr'd PSD**

Output Power Results

Channel	Frequency (MHz)	ANT 6 Meas Power (dBm)	ANT 5 Meas Power (dBm)	Total Corr'd Power (dBm)	Power Limit (dBm)	Power Margin (dB)
Low	5260	8.51	8.57	11.55	24.00	-12.45
Mid	5300	8.56	8.75	11.67	24.00	-12.33
High	5320	8.64	8.66	11.66	24.00	-12.34

PSD Results

Channel	Frequency (MHz)	ANT 6 Meas PSD (dBm/1MHz)	ANT 5 Meas PSD (dBm/1MHz)	Total Corr'd PSD (dBm/1MHz)	PSD Limit (dBm/1MHz)	PSD Margin (dB)
Low	5260	6.254	6.345	9.310	11.00	-1.690
Mid	5300	6.438	6.796	9.631	11.00	-1.369
High	5320	6.643	6.496	9.580	11.00	-1.420

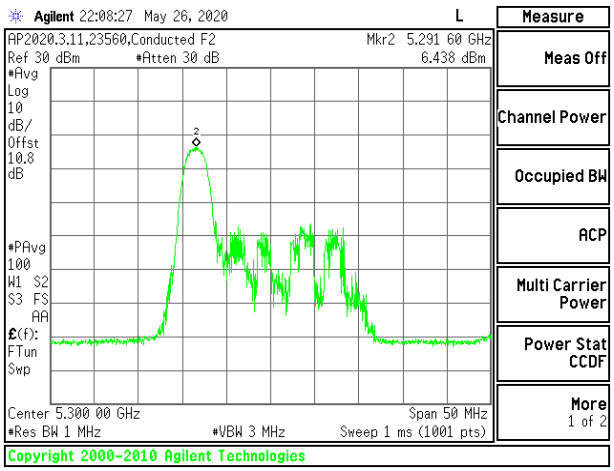

MID CHANNEL [ANT 6]

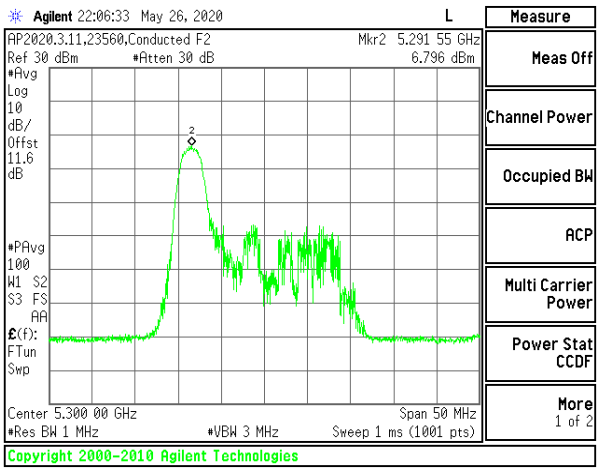

MID CHANNEL [ANT 5]

UL VERIFICATION SERVICES INC.
47173 Benicia Street, Fremont, CA 94538; USA TEL:(510) 319-4000 FAX:(510) 661-0888

This report shall not be reproduced except in full, without the written approval of UL Verification Services Inc.

2TX ANT 6 + ANT 5 OFDMA MODE (FCC) – 26 Tones, RU Index 4

Test Engineer:	20773
Test Date:	8/29/2020

Bandwidth, Antenna Gain, and Limits

Channel	Frequency (MHz)	Min 26 dB BW (MHz)	Directional Gain for Power (dBi)	Directional Gain for PSD (dBi)	Power Limit (dBm)	PSD Limit (dBm/1MHz)
Low	5260	18.37	-4.71	-1.94	23.64	11.00
Mid	5300	18.35	-4.71	-1.94	23.64	11.00
High	5320	18.36	-4.71	-1.94	23.64	11.00

Duty Cycle CF (dB)	0.00	**Included in Calculations of Corr'd PSD**

Output Power Results

Channel	Frequency (MHz)	ANT 6 Meas Power (dBm)	ANT 5 Meas Power (dBm)	Total Corr'd Power (dBm)	Power Limit (dBm)	Power Margin (dB)
Low	5260	8.65	8.72	11.70	23.64	-11.95
Mid	5300	8.60	8.57	11.60	23.64	-12.04
High	5320	8.61	8.65	11.64	23.64	-12.00

PSD Results

Channel	Frequency (MHz)	ANT 6 Meas PSD (dBm/1MHz)	ANT 5 Meas PSD (dBm/1MHz)	Total Corr'd PSD (dBm/1MHz)	PSD Limit (dBm/1MHz)	PSD Margin (dB)
Low	5260	5.441	5.673	8.569	11.00	-2.431
Mid	5300	5.307	5.238	8.283	11.00	-2.717
High	5320	5.359	5.465	8.423	11.00	-2.577

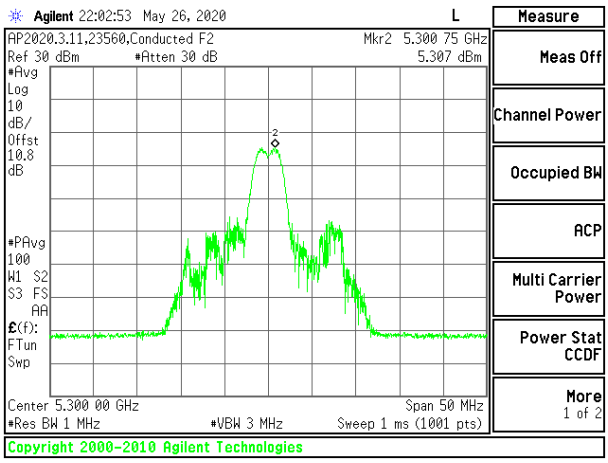

MID CHANNEL [ANT 6]

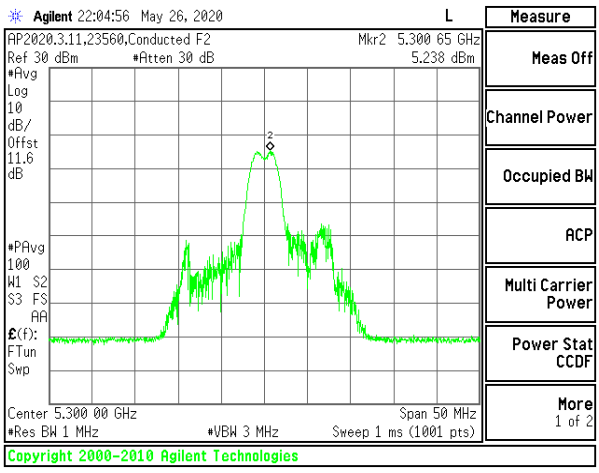

MID CHANNEL [ANT 5]

UL VERIFICATION SERVICES INC.
47173 Benicia Street, Fremont, CA 94538; USA TEL:(510) 319-4000 FAX:(510) 661-0888

This report shall not be reproduced except in full, without the written approval of UL Verification Services Inc.

2TX ANT 6 + ANT 5 OFDMA MODE (FCC) – 26 Tones, RU Index 8

Test Engineer:	20773
Test Date:	8/29/2020

Bandwidth, Antenna Gain, and Limits

Channel	Frequency (MHz)	Min 26 dB BW (MHz)	Directional Gain for Power (dBi)	Directional Gain for PSD (dBi)	Power Limit (dBm)	PSD Limit (dBm/1MHz)
Low	5260	19.88	-4.71	-1.94	23.99	11.00
Mid	5300	19.82	-4.71	-1.94	23.97	11.00
High	5320	19.93	-4.71	-1.94	23.99	11.00

Duty Cycle CF (dB)	0.00	**Included in Calculations of Corr'd PSD**

Output Power Results

Channel	Frequency (MHz)	ANT 6 Meas Power (dBm)	ANT 5 Meas Power (dBm)	Total Corr'd Power (dBm)	Power Limit (dBm)	Power Margin (dB)
Low	5260	8.73	8.68	11.72	23.99	-12.27
Mid	5300	8.65	8.60	11.64	23.97	-12.34
High	5320	8.51	8.62	11.58	23.99	-12.42

PSD Results

Channel	Frequency (MHz)	ANT 6 Meas PSD (dBm/1MHz)	ANT 5 Meas PSD (dBm/1MHz)	Total Corr'd PSD (dBm/1MHz)	PSD Limit (dBm/1MHz)	PSD Margin (dB)
Low	5260	6.584	6.408	9.507	11.00	-1.493
Mid	5300	6.311	6.212	9.272	11.00	-1.728
High	5320	6.023	6.233	9.140	11.00	-1.860

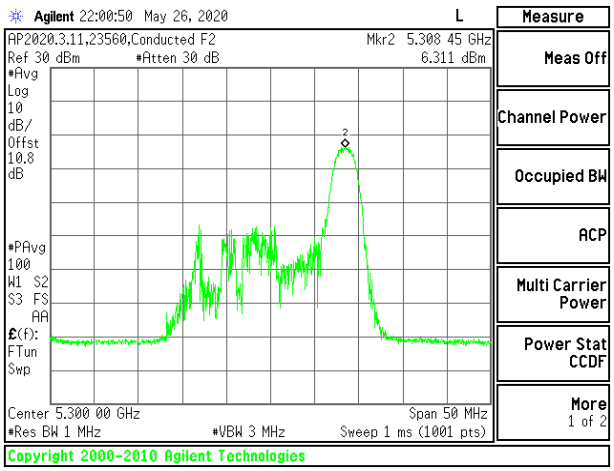

MID CHANNEL [ANT 6]

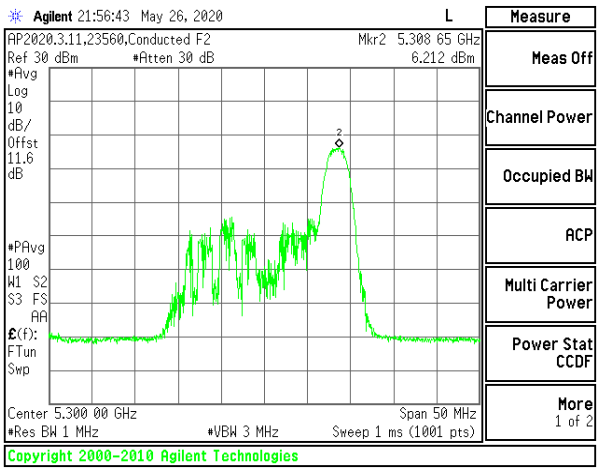

MID CHANNEL [ANT 5]

UL VERIFICATION SERVICES INC.
47173 Benicia Street, Fremont, CA 94538; USA TEL:(510) 319-4000 FAX:(510) 661-0888

This report shall not be reproduced except in full, without the written approval of UL Verification Services Inc.

2TX ANT 6 + ANT 5 OFDMA MODE (FCC) – 242 Tones, RU Index 61

Test Engineer:	20773
Test Date:	8/29/2020

Bandwidth, Antenna Gain, and Limits

Channel	Frequency (MHz)	Min 26 dB BW (MHz)	Directional Gain for Power (dBi)	Directional Gain for PSD (dBi)	Power Limit (dBm)	PSD Limit (dBm/1MHz)
Low	5260	22.25	-4.71	-1.94	24.00	11.00
Mid	5300	22.10	-4.71	-1.94	24.00	11.00
High	5320	22.40	-4.71	-1.94	24.00	11.00

Duty Cycle CF (dB)	0.00	**Included in Calculations of Corr'd PSD**

Output Power Results

Channel	Frequency (MHz)	ANT 6 Meas Power (dBm)	ANT 5 Meas Power (dBm)	Total Corr'd Power (dBm)	Power Limit (dBm)	Power Margin (dB)
Low	5260	17.58	17.64	20.62	24.00	-3.38
Mid	5300	17.67	17.61	20.65	24.00	-3.35
High	5320	16.71	16.75	19.74	24.00	-4.26

PSD Results

Channel	Frequency (MHz)	ANT 6 Meas PSD (dBm/1MHz)	ANT 5 Meas PSD (dBm/1MHz)	Total Corr'd PSD (dBm/1MHz)	PSD Limit (dBm/1MHz)	PSD Margin (dB)
Low	5260	6.502	6.544	9.533	11.00	-1.467
Mid	5300	6.650	6.522	9.597	11.00	-1.403
High	5320	6.797	6.879	9.848	11.00	-1.152

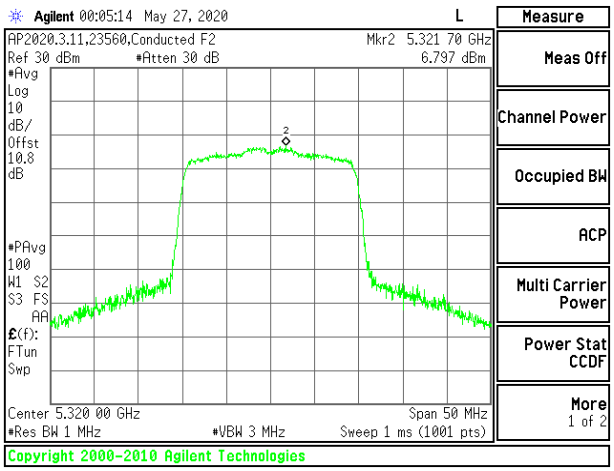

MID CHANNEL [ANT 6]

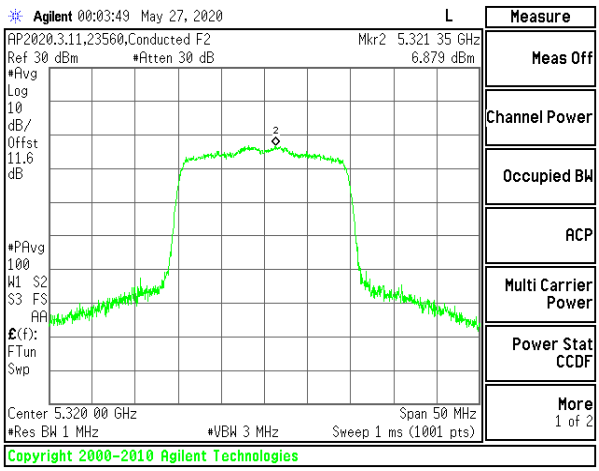

MID CHANNEL [ANT 5]

UL VERIFICATION SERVICES INC.
47173 Benicia Street, Fremont, CA 94538; USA TEL:(510) 319-4000 FAX:(510) 661-0888

This report shall not be reproduced except in full, without the written approval of UL Verification Services Inc.

9.4.11. 802.11ax HE40 MODE IN THE 5.3 GHz BAND

1TX ANT 6 MODE (FCC) – 26 Tones, RU Index 0

Test Engineer:	20773
Test Date:	8/29/2020

Bandwidth, Antenna Gain, and Limits

Channel	Frequency (MHz)	Min 26 dB BW (MHz)	Directional Gain (dBi)	Power Limit (dBm)	PSD Limit (dBm/1MHz)
Low	5270	19.70	-3.10	23.94	11.00
High	5310	20.20	-3.10	24.00	11.00

Duty Cycle CF (dB)	0.00	**Included in Calculations of Corr'd PSD**

Output Power Results

Channel	Frequency (MHz)	ANT 6 Meas Power (dBm)	Total Corr'd Power (dBm)	Power Limit (dBm)	Power Margin (dB)
Low	5270	11.63	11.63	23.94	-12.31
High	5310	11.58	11.58	24.00	-12.42

PSD Results

Channel	Frequency (MHz)	ANT 6 Meas PSD (dBm/1MHz)	Total Corr'd PSD (dBm/1MHz)	PSD Limit (dBm/1MHz)	PSD Margin (dB)
Low	5270	9.436	9.436	11.00	-1.564
High	5310	9.417	9.417	11.00	-1.583

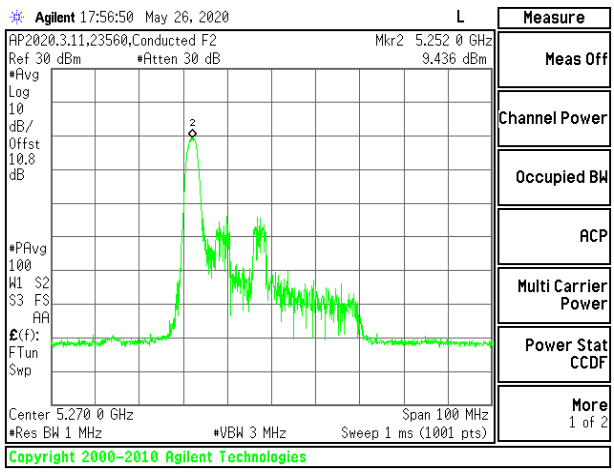

LOW CHANNEL

UL VERIFICATION SERVICES INC.
47173 Benicia Street, Fremont, CA 94538; USA TEL:(510) 319-4000 FAX:(510) 661-0888

This report shall not be reproduced except in full, without the written approval of UL Verification Services Inc.

1TX ANT 6 MODE (FCC) – 26 Tones, RU Index 8

Test Engineer:	20773
Test Date:	8/29/2020

Bandwidth, Antenna Gain, and Limits

Channel	Frequency (MHz)	Min 26 dB BW (MHz)	Directional Gain (dBi)	Power Limit (dBm)	PSD Limit (dBm/1MHz)
Low	5270	22.80	-3.10	24.00	11.00
High	5310	22.30	-3.10	24.00	11.00

Duty Cycle CF (dB)	0.00	**Included in Calculations of Corr'd PSD**

Output Power Results

Channel	Frequency (MHz)	ANT 6 Meas Power (dBm)	Total Corr'd Power (dBm)	Power Limit (dBm)	Power Margin (dB)
Low	5270	11.51	11.51	24.00	-12.49
High	5310	11.58	11.58	24.00	-12.42

PSD Results

Channel	Frequency (MHz)	ANT 6 Meas PSD (dBm/1MHz)	Total Corr'd PSD (dBm/1MHz)	PSD Limit (dBm/1MHz)	PSD Margin (dB)
Low	5270	9.006	9.006	11.00	-1.994
High	5310	9.188	9.188	11.00	-1.812

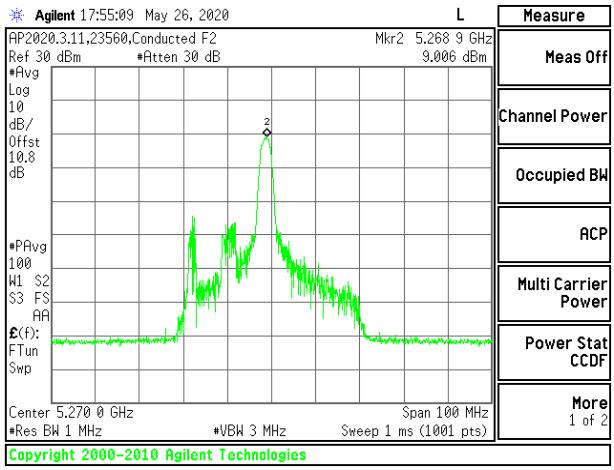

LOW CHANNEL

UL VERIFICATION SERVICES INC.
47173 Benicia Street, Fremont, CA 94538; USA TEL:(510) 319-4000 FAX:(510) 661-0888

This report shall not be reproduced except in full, without the written approval of UL Verification Services Inc.

1TX ANT 6 MODE (FCC) – 26 Tones, RU Index 17

Test Engineer:	20773
Test Date:	8/29/2020

Bandwidth, Antenna Gain, and Limits

Channel	Frequency (MHz)	Min 26 dB BW (MHz)	Directional Gain (dBi)	Power Limit (dBm)	PSD Limit (dBm/1MHz)
Low	5270	20.99	-3.10	24.00	11.00
High	5310	21.07	-3.10	24.00	11.00

Duty Cycle CF (dB)	0.00	**Included in Calculations of Corr'd PSD**

Output Power Results

Channel	Frequency (MHz)	ANT 6 Meas Power (dBm)	Total Corr'd Power (dBm)	Power Limit (dBm)	Power Margin (dB)
Low	5270	11.75	11.75	24.00	-12.25
High	5310	11.51	11.51	24.00	-12.49

PSD Results

Channel	Frequency (MHz)	ANT 6 Meas PSD (dBm/1MHz)	Total Corr'd PSD (dBm/1MHz)	PSD Limit (dBm/1MHz)	PSD Margin (dB)
Low	5270	9.742	9.742	11.00	-1.258
High	5310	9.372	9.372	11.00	-1.628

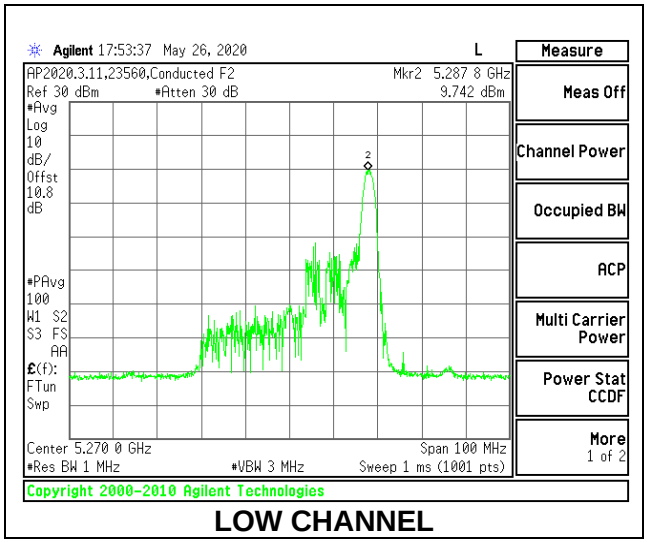

LOW CHANNEL

UL VERIFICATION SERVICES INC.
47173 Benicia Street, Fremont, CA 94538; USA TEL:(510) 319-4000 FAX:(510) 661-0888

This report shall not be reproduced except in full, without the written approval of UL Verification Services Inc.

1TX ANT 6 MODE (FCC) – 484 Tones, RU Index 65

Test Engineer:	20773
Test Date:	8/29/2020

Bandwidth, Antenna Gain, and Limits

Channel	Frequency (MHz)	Min 26 dB BW (MHz)	Directional Gain (dBi)	Power Limit (dBm)	PSD Limit (dBm/1MHz)
Low	5270	40.26	-3.10	24.00	11.00
High	5310	40.51	-3.10	24.00	11.00

Duty Cycle CF (dB)	0.00	**Included in Calculations of Corr'd PSD**

Output Power Results

Channel	Frequency (MHz)	ANT 6 Meas Power (dBm)	Total Corr'd Power (dBm)	Power Limit (dBm)	Power Margin (dB)
Low	5270	20.12	20.12	24.00	-3.88
High	5310	15.58	15.58	24.00	-8.42

PSD Results

Channel	Frequency (MHz)	ANT 6 Meas PSD (dBm/1MHz)	Total Corr'd PSD (dBm/1MHz)	PSD Limit (dBm/1MHz)	PSD Margin (dB)
Low	5270	7.564	7.564	11.00	-3.436
High	5310	2.752	2.752	11.00	-8.248

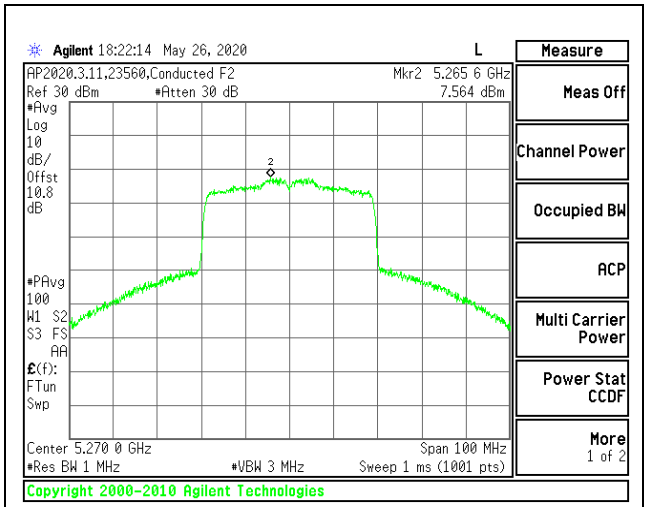

LOW CHANNEL

UL VERIFICATION SERVICES INC.
47173 Benicia Street, Fremont, CA 94538; USA TEL:(510) 319-4000 FAX:(510) 661-0888

This report shall not be reproduced except in full, without the written approval of UL Verification Services Inc.

1TX ANT 5 MODE (FCC) – 26 Tones, RU Index 0

Test Engineer:	20773
Test Date:	8/29/2020

Bandwidth, Antenna Gain, and Limits

Channel	Frequency (MHz)	Min 26 dB BW (MHz)	Directional Gain (dBi)	Power Limit (dBm)	PSD Limit (dBm/1MHz)
Low	5270	20.72	-7.30	24.00	11.00
High	5310	20.66	-7.30	24.00	11.00

Duty Cycle CF (dB)	0.00	**Included in Calculations of Corr'd PSD**

Output Power Results

Channel	Frequency (MHz)	ANT 5 Meas Power (dBm)	Total Corr'd Power (dBm)	Power Limit (dBm)	Power Margin (dB)
Low	5270	11.67	11.67	24.00	-12.33
High	5310	11.71	11.71	24.00	-12.29

PSD Results

Channel	Frequency (MHz)	ANT 5 Meas PSD (dBm/1MHz)	Total Corr'd PSD (dBm/1MHz)	PSD Limit (dBm/1MHz)	PSD Margin (dB)
Low	5270	9.428	9.428	11.00	-1.572
High	5310	9.695	9.695	11.00	-1.305

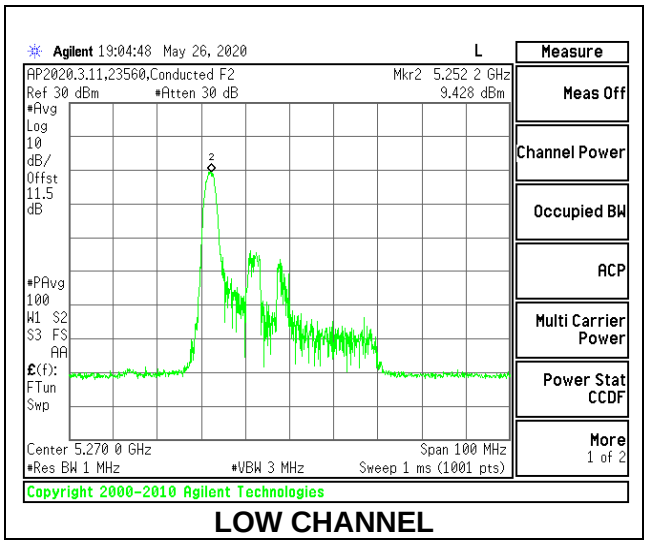

LOW CHANNEL

UL VERIFICATION SERVICES INC.
47173 Benicia Street, Fremont, CA 94538; USA TEL:(510) 319-4000 FAX:(510) 661-0888

This report shall not be reproduced except in full, without the written approval of UL Verification Services Inc.

1TX ANT 5 MODE (FCC) – 26 Tones, RU Index 8

Test Engineer:	20773
Test Date:	8/29/2020

Bandwidth, Antenna Gain, and Limits

Channel	Frequency (MHz)	Min 26 dB BW (MHz)	Directional Gain (dBi)	Power Limit (dBm)	PSD Limit (dBm/1MHz)
Low	5270	23.25	-7.30	24.00	11.00
High	5310	24.04	-7.30	24.00	11.00

Duty Cycle CF (dB)	0.00	**Included in Calculations of Corr'd PSD**

Output Power Results

Channel	Frequency (MHz)	ANT 5 Meas Power (dBm)	Total Corr'd Power (dBm)	Power Limit (dBm)	Power Margin (dB)
Low	5270	11.69	11.69	24.00	-12.31
High	5310	11.51	11.51	24.00	-12.49

PSD Results

Channel	Frequency (MHz)	ANT 5 Meas PSD (dBm/1MHz)	Total Corr'd PSD (dBm/1MHz)	PSD Limit (dBm/1MHz)	PSD Margin (dB)
Low	5270	9.271	9.271	11.00	-1.729
High	5310	9.098	9.098	11.00	-1.902

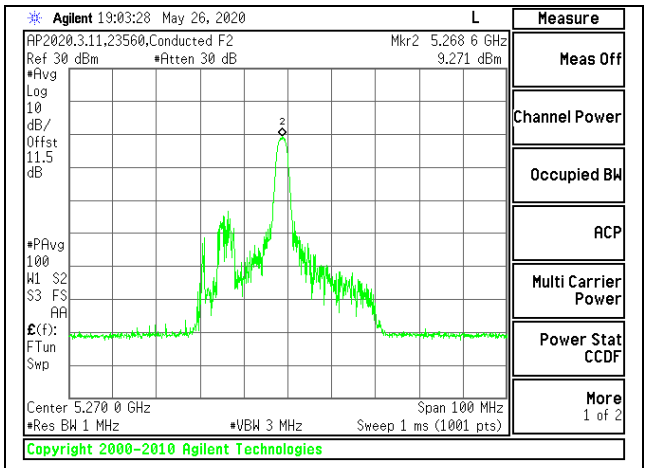

LOW CHANNEL

UL VERIFICATION SERVICES INC.
47173 Benicia Street, Fremont, CA 94538; USA TEL:(510) 319-4000 FAX:(510) 661-0888

This report shall not be reproduced except in full, without the written approval of UL Verification Services Inc.

1TX ANT 5 MODE (FCC) – 26 Tones, RU Index 17

Test Engineer:	20773
Test Date:	8/29/2020

Bandwidth, Antenna Gain, and Limits

Channel	Frequency (MHz)	Min 26 dB BW (MHz)	Directional Gain (dBi)	Power Limit (dBm)	PSD Limit (dBm/1MHz)
Low	5270	20.99	-7.30	24.00	11.00
High	5310	21.07	-7.30	24.00	11.00

Duty Cycle CF (dB)	0.00	**Included in Calculations of Corr'd PSD**

Output Power Results

Channel	Frequency (MHz)	ANT 5 Meas Power (dBm)	Total Corr'd Power (dBm)	Power Limit (dBm)	Power Margin (dB)
Low	5270	11.71	11.71	24.00	-12.29
High	5310	11.65	11.65	24.00	-12.35

PSD Results

Channel	Frequency (MHz)	ANT 5 Meas PSD (dBm/1MHz)	Total Corr'd PSD (dBm/1MHz)	PSD Limit (dBm/1MHz)	PSD Margin (dB)
Low	5270	9.578	9.578	11.00	-1.422
High	5310	9.494	9.494	11.00	-1.506

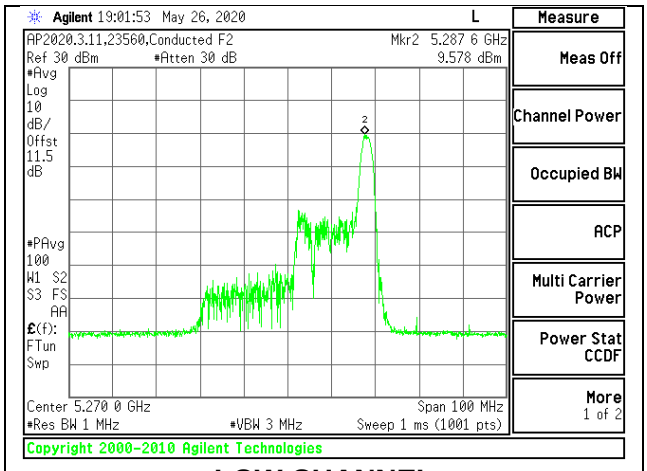

LOW CHANNEL

UL VERIFICATION SERVICES INC.
47173 Benicia Street, Fremont, CA 94538; USA TEL:(510) 319-4000 FAX:(510) 661-0888

This report shall not be reproduced except in full, without the written approval of UL Verification Services Inc.

1TX ANT 5 MODE (FCC) – 484 Tones, RU Index 65

Test Engineer:	20773
Test Date:	8/29/2020

Bandwidth, Antenna Gain, and Limits

Channel	Frequency (MHz)	Min 26 dB BW (MHz)	Directional Gain (dBi)	Power Limit (dBm)	PSD Limit (dBm/1MHz)
Low	5270	40.46	-7.30	24.00	11.00
High	5310	40.34	-7.30	24.00	11.00

Duty Cycle CF (dB)	0.00	**Included in Calculations of Corr'd PSD**

Output Power Results

Channel	Frequency (MHz)	ANT 5 Meas Power (dBm)	Total Corr'd Power (dBm)	Power Limit (dBm)	Power Margin (dB)
Low	5270	21.22	21.22	24.00	-2.78
High	5310	15.53	15.53	24.00	-8.47

PSD Results

Channel	Frequency (MHz)	ANT 5 Meas PSD (dBm/1MHz)	Total Corr'd PSD (dBm/1MHz)	PSD Limit (dBm/1MHz)	PSD Margin (dB)
Low	5270	7.430	7.430	11.00	-3.570
High	5310	2.542	2.542	11.00	-8.458

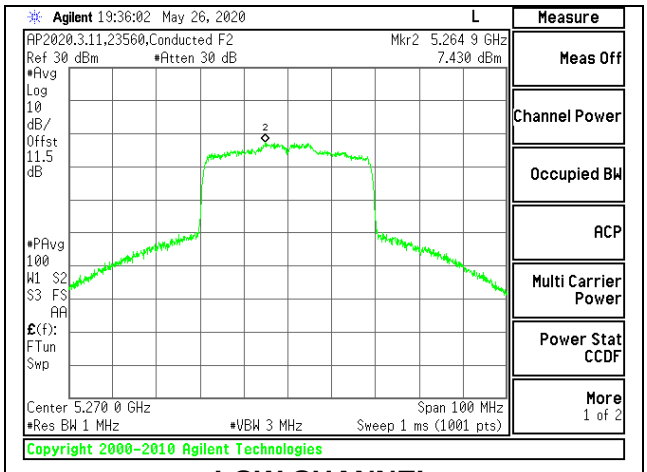

LOW CHANNEL

UL VERIFICATION SERVICES INC.
47173 Benicia Street, Fremont, CA 94538; USA TEL:(510) 319-4000 FAX:(510) 661-0888

This report shall not be reproduced except in full, without the written approval of UL Verification Services Inc.

2TX ANT 6 + ANT 5 OFDMA MODE (FCC) – 26 Tones, RU Index 0

Test Engineer:	20773
Test Date:	8/29/2020

Bandwidth, Antenna Gain, and Limits

Channel	Frequency (MHz)	Min 26 dB BW (MHz)	Directional Gain for Power (dBi)	Directional Gain for PSD (dBi)	Power Limit (dBm)	PSD Limit (dBm/1MHz)
Low	5270	19.80	-4.71	-1.94	23.97	11.00
High	5310	19.84	-4.71	-1.94	23.98	11.00

Duty Cycle CF (dB)	0.00	**Included in Calculations of Corr'd PSD**

Output Power Results

Channel	Frequency (MHz)	ANT 6 Meas Power (dBm)	ANT 5 Meas Power (dBm)	Total Corr'd Power (dBm)	Power Limit (dBm)	Power Margin (dB)
Low	5270	8.54	8.62	11.59	23.97	-12.38
High	5310	8.71	8.62	11.68	23.98	-12.30

PSD Results

Channel	Frequency (MHz)	ANT 6 Meas PSD (dBm/1MHz)	ANT 5 Meas PSD (dBm/1MHz)	Total Corr'd PSD (dBm/1MHz)	PSD Limit (dBm/1MHz)	PSD Margin (dB)
Low	5270	6.459	6.544	9.512	11.00	-1.488
High	5310	6.660	6.555	9.618	11.00	-1.382

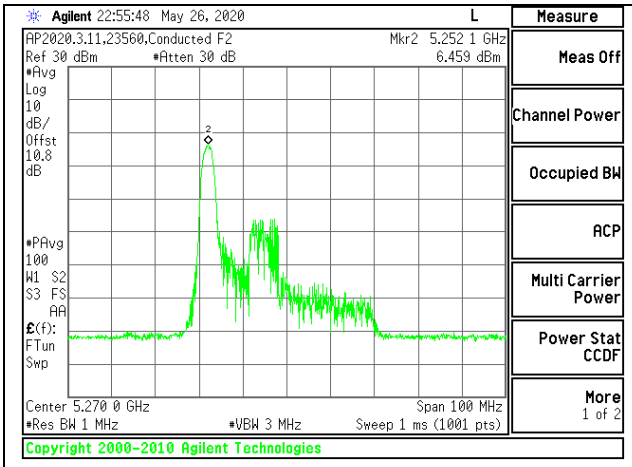

LOW CHANNEL [ANT 6]

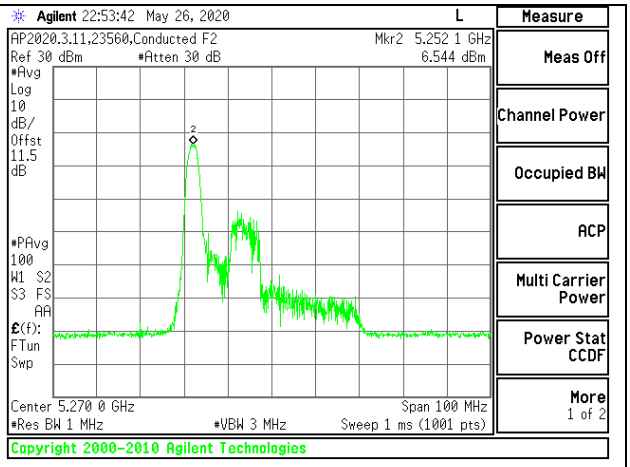

LOW CHANNEL [ANT 5]

UL VERIFICATION SERVICES INC.
47173 Benicia Street, Fremont, CA 94538; USA TEL:(510) 319-4000 FAX:(510) 661-0888

This report shall not be reproduced except in full, without the written approval of UL Verification Services Inc.

2TX ANT 6 + ANT 5 OFDMA MODE (FCC) – 26 Tones, RU Index 8

Test Engineer:	20773
Test Date:	8/29/2020

Bandwidth, Antenna Gain, and Limits

Channel	Frequency (MHz)	Min 26 dB BW (MHz)	Directional Gain for Power (dBi)	Directional Gain for PSD (dBi)	Power Limit (dBm)	PSD Limit (dBm/1MHz)
Low	5270	22.83	-4.71	-1.94	24.00	11.00
High	5310	23.68	-4.71	-1.94	24.00	11.00

Duty Cycle CF (dB)	0.00	**Included in Calculations of Corr'd PSD**

Output Power Results

Channel	Frequency (MHz)	ANT 6 Meas Power (dBm)	ANT 5 Meas Power (dBm)	Total Corr'd Power (dBm)	Power Limit (dBm)	Power Margin (dB)
Low	5270	8.74	8.61	11.69	24.00	-12.31
High	5310	8.51	8.63	11.58	24.00	-12.42

PSD Results

Channel	Frequency (MHz)	ANT 6 Meas PSD (dBm/1MHz)	ANT 5 Meas PSD (dBm/1MHz)	Total Corr'd PSD (dBm/1MHz)	PSD Limit (dBm/1MHz)	PSD Margin (dB)
Low	5270	6.684	6.322	9.517	11.00	-1.483
High	5310	6.221	6.444	9.344	11.00	-1.656

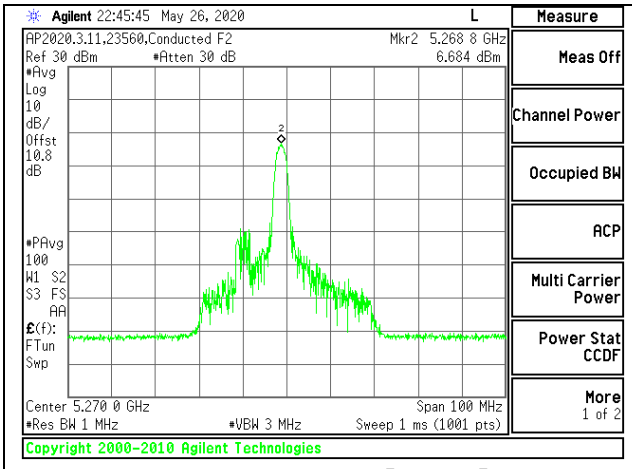

LOW CHANNEL [ANT 6]

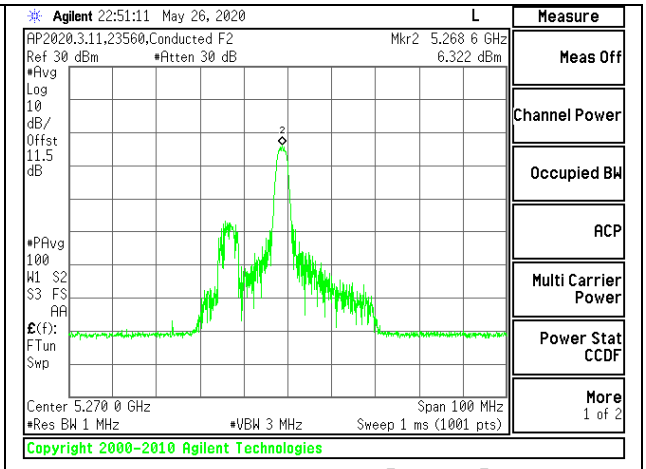

LOW CHANNEL [ANT 5]

UL VERIFICATION SERVICES INC.
47173 Benicia Street, Fremont, CA 94538; USA TEL:(510) 319-4000 FAX:(510) 661-0888

This report shall not be reproduced except in full, without the written approval of UL Verification Services Inc.

2TX ANT 6 + ANT 5 OFDMA MODE (FCC) – 26 Tones, RU Index 17

Test Engineer:	20773
Test Date:	8/29/2020

Bandwidth, Antenna Gain, and Limits

Channel	Frequency (MHz)	Min 26 dB BW (MHz)	Directional Gain for Power (dBi)	Directional Gain for PSD (dBi)	Power Limit (dBm)	PSD Limit (dBm/1MHz)
Low	5270	19.69	-4.71	-1.94	23.94	11.00
High	5310	19.47	-4.71	-1.94	23.89	11.00

Duty Cycle CF (dB)	0.00	**Included in Calculations of Corr'd PSD**

Output Power Results

Channel	Frequency (MHz)	ANT 6 Meas Power (dBm)	ANT 5 Meas Power (dBm)	Total Corr'd Power (dBm)	Power Limit (dBm)	Power Margin (dB)
Low	5270	8.51	8.67	11.60	23.94	-12.34
High	5310	8.65	8.75	11.71	23.89	-12.18

PSD Results

Channel	Frequency (MHz)	ANT 6 Meas PSD (dBm/1MHz)	ANT 5 Meas PSD (dBm/1MHz)	Total Corr'd PSD (dBm/1MHz)	PSD Limit (dBm/1MHz)	PSD Margin (dB)
Low	5270	6.196	6.550	9.387	11.00	-1.613
High	5310	6.459	6.701	9.592	11.00	-1.408

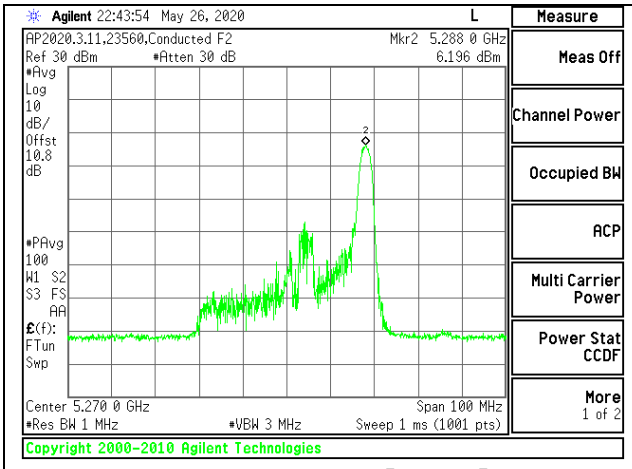

LOW CHANNEL [ANT 6]

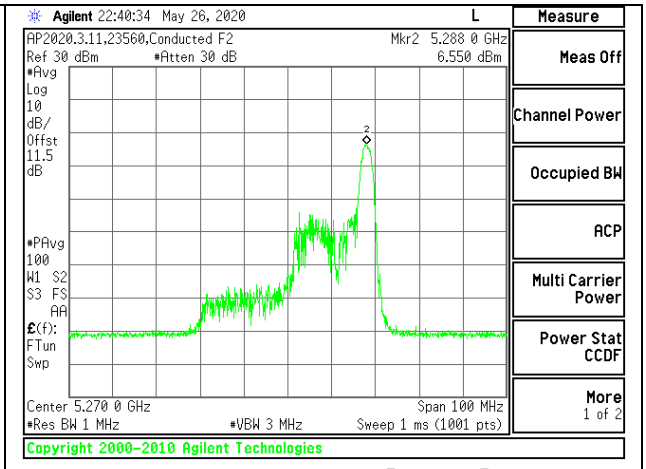

LOW CHANNEL [ANT 5]

UL VERIFICATION SERVICES INC.
47173 Benicia Street, Fremont, CA 94538; USA TEL:(510) 319-4000 FAX:(510) 661-0888

This report shall not be reproduced except in full, without the written approval of UL Verification Services Inc.