RADIATED EMISSIONS

Marker	Frequency (GHz)	Meter Reading (dBuV)	Det	AF T863 (dB/m)	Amp/Cbl/Fltr/Pad (dB)	Corrected Reading (dBuV/m)	Avg Limit (dBuV/m)	Margin (dB)	Peak Limit (dBuV/m)	PK Margin (dB)	UNII Non-Restricted (dBuV/m)	PK Margin (dB)	Azimuth (Degs)	Height (cm)	Polarity
1	* 3.88476	42.68	PK-U	33.4	-32	44.08	-	-	74	-29.92	-	-	287	337	H
	* 3.88583	30.62	ADR	33.4	-32	32.02	54	-21.98	-	-	-	-	287	337	H
2	* 2.81746	43.14	PK-U	32.4	-33.6	41.94	-	-	74	-32.06	-	-	314	310	V
	* 2.81849	31.01	ADR	32.4	-33.6	29.81	54	-24.19	-	-	-	-	314	310	V
3	* 10.6349	37.95	PK-U	37.6	-24	51.55	-	-	74	-22.45	-	-	325	101	H
	* 10.6322	25.65	ADR	37.6	-24.1	39.15	54	-14.85	-	-	-	-	325	101	H
5	10.48326	37.15	PK-U	37.5	-24.1	50.55	-	-	-	-	68.2	-17.65	181	101	V
4	13.75563	38.15	PK-U	39.5	-24	53.65	-	-	-	-	68.2	-14.55	274	101	H
6	15.05155	36.82	PK-U	40.5	-22.4	54.92	-	-	-	-	68.2	-13.28	124	101	V

* - indicates frequency in CFR47 Pt 15 / IC RSS-Restricted Band
PK-U - U-NII: Maximum Peak
ADR - U-NII AD primary method, RMS average

UL VERIFICATION SERVICES INC.
47173 Benicia Street, Fremont, CA 94538; USA TEL:(510) 319-4000 FAX:(510) 661-0888
This report shall not be reproduced except in full, without the written approval of UL Verification Services Inc.

HIGH CHANNEL RESULTS

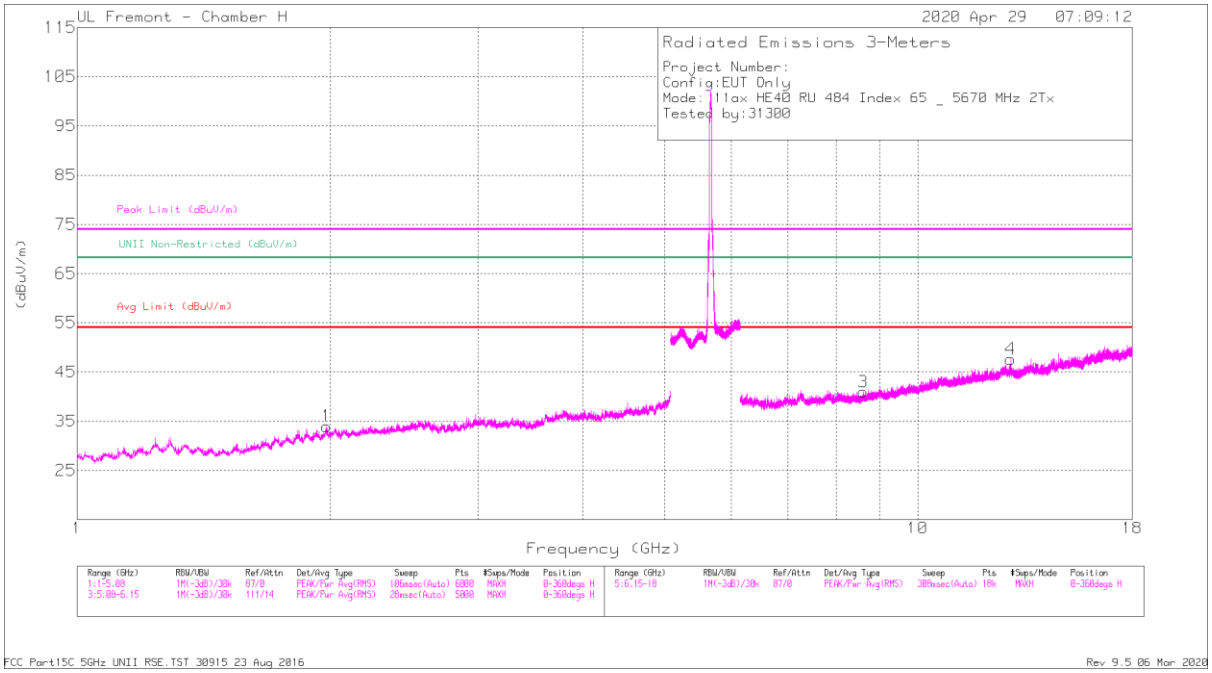

HORIZONTAL

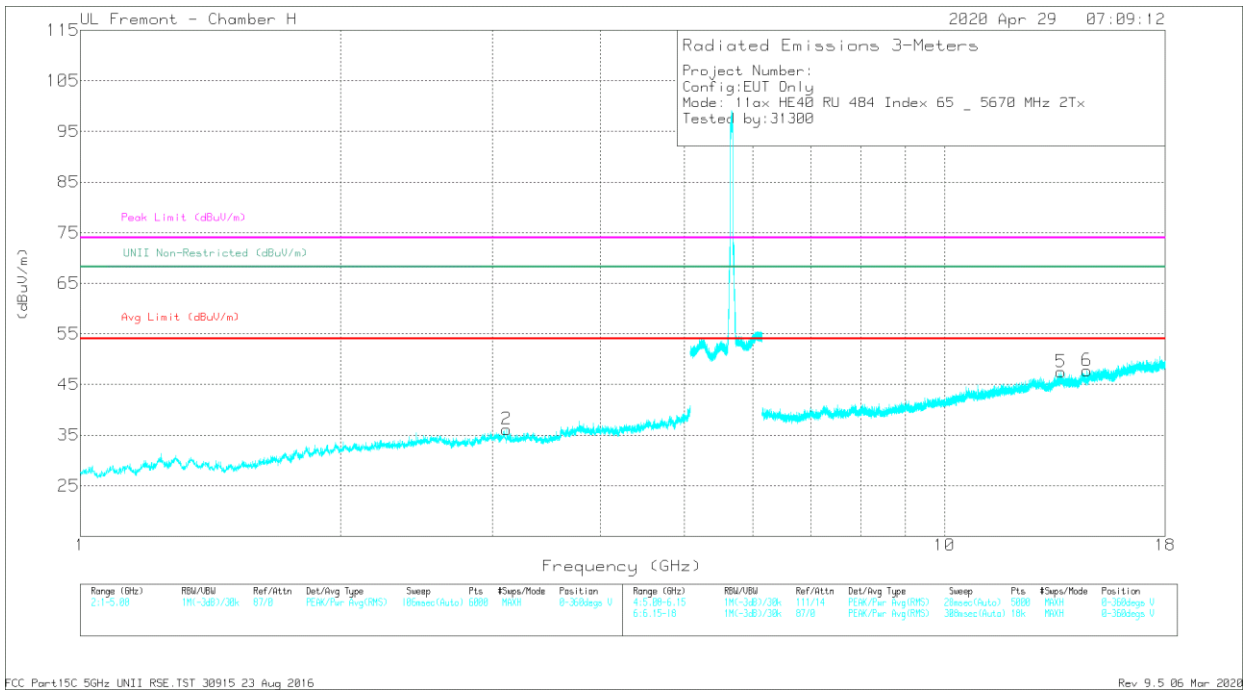

VERTICAL

UL VERIFICATION SERVICES INC.
47173 Benicia Street, Fremont, CA 94538; USA TEL:(510) 319-4000 FAX:(510) 661-0888
This report shall not be reproduced except in full, without the written approval of UL Verification Services Inc.

RADIATED EMISSIONS

Marker	Frequency (GHz)	Meter Reading (dBuV)	Det	AF T863 (dB/m)	Amp/Cbl/Fltr/Pad (dB)	Corrected Reading (dBuV/m)	UNII Non-Restricted (dBuV/m)	PK Margin (dB)	Azimuth (Degs)	Height (cm)	Polarity
1	1.97839	43.32	PK-U	31.5	-34.3	40.52	68.2	-27.68	0	101	H
2	3.11205	43.21	PK-U	33.1	-33.3	43.01	68.2	-25.19	45	200	V
3	8.6141	37.84	PK-U	35.9	-26.4	47.34	68.2	-20.86	62	200	H
4	12.89903	36.7	PK-U	39.8	-23.5	53	68.2	-15.2	135	101	H
5	13.6448	36.85	PK-U	39.7	-23.6	52.95	68.2	-15.25	172	200	V
6	14.61586	37.15	PK-U	40.1	-23.6	53.65	68.2	-14.55	215	101	V

PK-U - U-NII: Maximum Peak

UL VERIFICATION SERVICES INC.
47173 Benicia Street, Fremont, CA 94538; USA TEL:(510) 319-4000 FAX:(510) 661-0888
This report shall not be reproduced except in full, without the written approval of UL Verification Services Inc.

CHANNEL 142 RESULTS

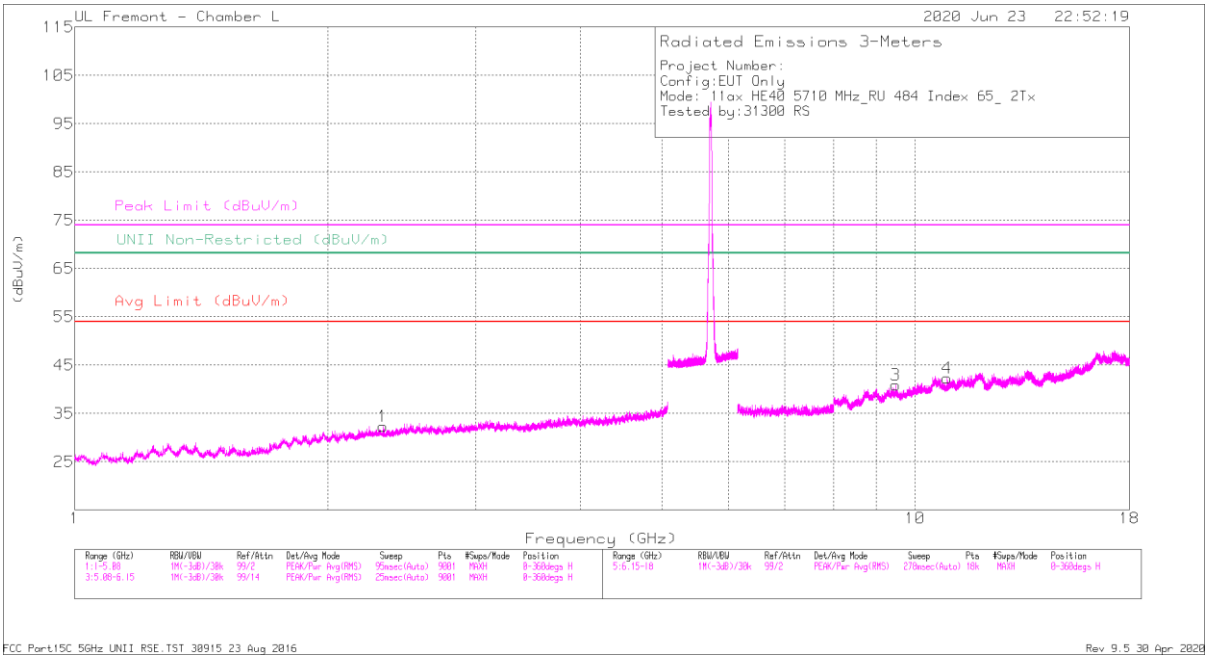

HORIZONTAL

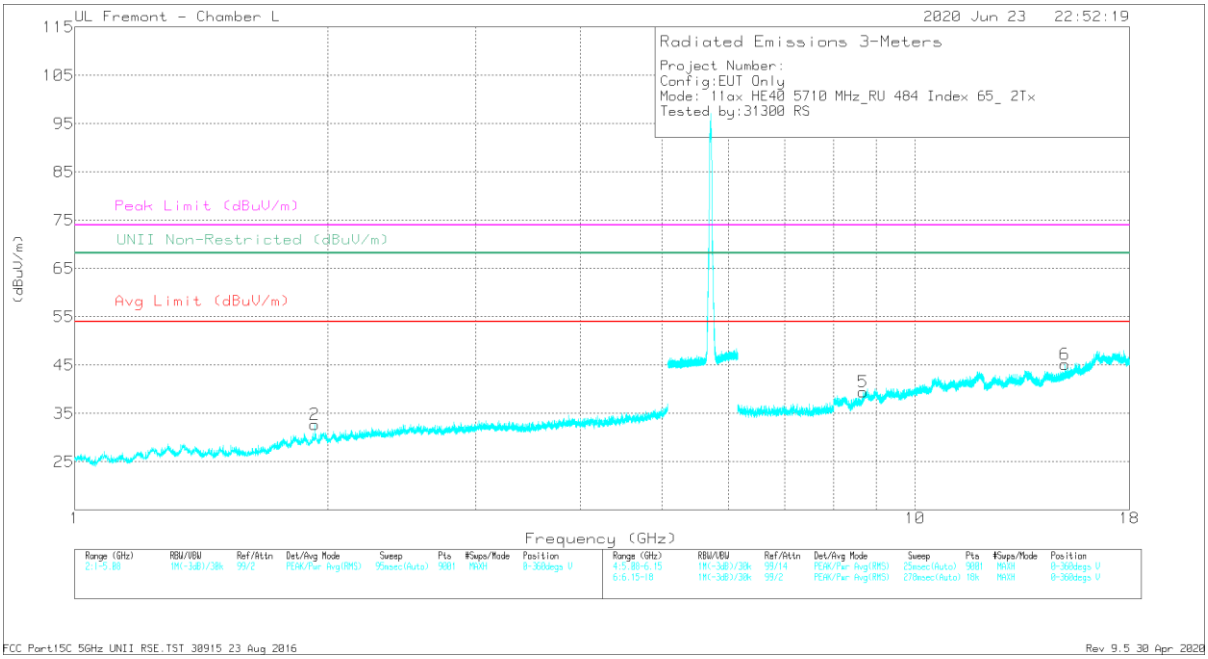

VERTICAL

UL VERIFICATION SERVICES INC.
47173 Benicia Street, Fremont, CA 94538; USA TEL:(510) 319-4000 FAX:(510) 661-0888
This report shall not be reproduced except in full, without the written approval of UL Verification Services Inc.

RADIATED EMISSIONS

Marker	Frequency (GHz)	Meter Reading (dBuV)	Det	AF 344 (dB/m)	Amp/Cbl/ Fltr/Pad (dB)	Corrected Reading (dBuV/m)	Avg Limit (dBuV/ m)	Margin (dB)	Peak Limit (dBuV/m)	PK Margin (dB)	UNII Non-Restri cted (dBuV/ m)	PK Margin (dB)	Azimu th (Degs)	Height (cm)	Polarity
1	* 2.32817	39.54	PK-U	31.6	-30.9	40.24	-	-	74	-33.76	-	-	224	200	H
	* 2.32794	28.56	ADR	31.6	-30.9	29.26	54	-24.74	-	-	-	-	224	200	H
2	1.93168	41.46	PK-U	30.6	-32	40.06	-	-	-	-	68.2	-28.14	198	124	V
3	* 9.49249	29.6	PK-U	36.6	-20.5	45.7	-	-	74	-28.3	-	-	142	101	H
	* 9.48905	20.14	ADR	36.6	-20.5	36.24	54	-17.76	-	-	-	-	142	101	H
4	* 10.9256	29.07	PK-U	38	-19.8	47.27	-	-	74	-26.73	-	-	121	200	H
	* 10.9269	19.2	ADR	38	-19.7	37.5	54	-16.5	-	-	-	-	121	200	H
5	8.67005	32.32	PK-U	36	-21.8	46.52	-	-	-	-	68.2	-21.68	55	200	V
6	15.07917	30.49	PK-U	40	-19.7	50.79	-	-	-	-	68.2	-17.41	110	184	V

* - indicates frequency in CFR47 Pt 15 / IC RSS-Restricted Band
PK-U - U-NII: Maximum Peak
ADR - U-NII AD primary method, RMS average

FCC Part15C 5GHz UNII RSE.TST 30915 23 Aug 2016
Rev 9.5 30 Apr 2020

UL VERIFICATION SERVICES INC.
47173 Benicia Street, Fremont, CA 94538; USA TEL:(510) 319-4000 FAX:(510) 661-0888
This report shall not be reproduced except in full, without the written approval of UL Verification Services Inc.

2TX ANTENNA 6 + ANTENNA 5 OFDMA MODE – 26 Tones, RU Index 0

BANDEDGE (LOW CHANNEL)

HORIZONTAL RESULT

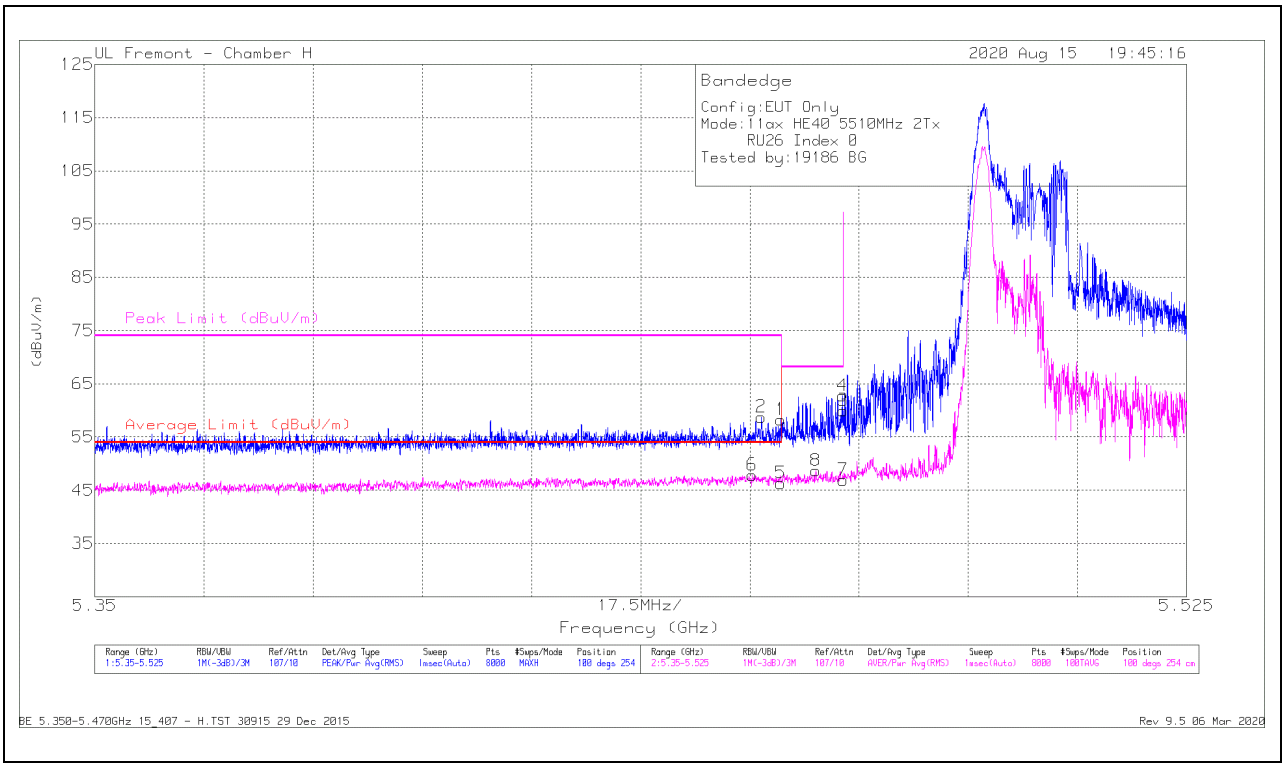

Marker	Frequency (GHz)	Meter Reading (dBuV)	Det	AF T863 (dB/m)	Amp/Cbl/Fltr/Pad (dB)	Corrected Reading (dBuV/m)	Average Limit (dBuV/m)	Margin (dB)	Peak Limit (dBuV/m)	PK Margin (dB)	Azimuth (Degs)	Height (cm)	Polarity
1	* 5.45998	43.94	Pk	35.2	-20.9	58.24	-	-	74	-15.76	100	254	H
2	* 5.45683	44.36	Pk	35.3	-20.9	58.76	-	-	74	-15.24	100	254	H
5	* 5.45998	32.02	RMS	35.2	-20.9	46.32	54	-7.68	-	-	100	254	H
6	* 5.45536	33.45	RMS	35.3	-20.9	47.85	54	-6.15	-	-	100	254	H
8	5.46558	34.39	RMS	35.2	-20.9	48.69	-	-	-	-	100	254	H
4	5.46985	48.44	Pk	35.3	-21	62.74	-	-	68.2	-5.46	100	254	H
3	5.46998	45.65	Pk	35.3	-21	59.95	-	-	68.2	-8.25	100	254	H
7	5.46998	32.65	RMS	35.3	-21	46.95	-	-	-	-	100	254	H

* - indicates frequency in CFR47 Pt 15 / IC RSS-Restricted Band
Pk - Peak detector
RMS - RMS detection

UL VERIFICATION SERVICES INC.
47173 Benicia Street, Fremont, CA 94538; USA TEL:(510) 319-4000 FAX:(510) 661-0888
This report shall not be reproduced except in full, without the written approval of UL Verification Services Inc.

VERTICAL RESULT

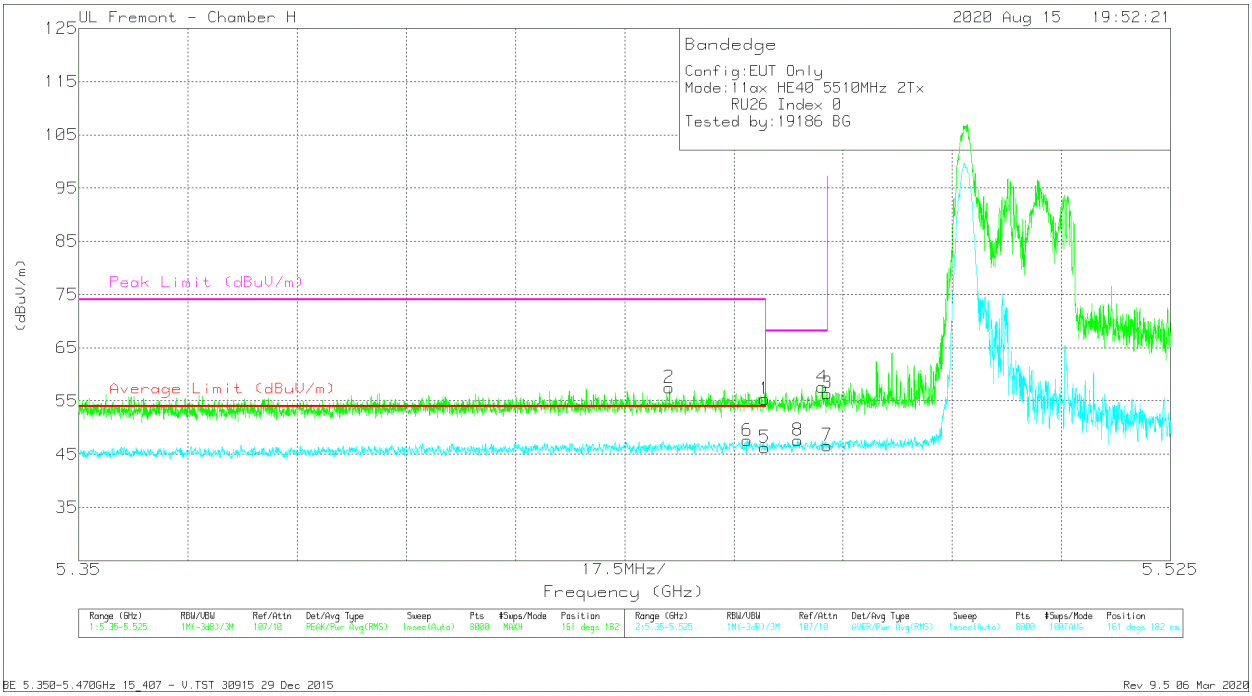

Marker	Frequency (GHz)	Meter Reading (dBuV)	Det	AF T863 (dB/m)	Amp/Cbl/Fltr/Pad (dB)	Corrected Reading (dBuV/m)	Average Limit (dBuV/m)	Margin (dB)	Peak Limit (dBuV/m)	PK Margin (dB)	Azimuth (Degs)	Height (cm)	Polarity
1	* 5.45998	41.07	Pk	35.2	-20.9	55.37	-	-	74	-18.63	161	182	V
2	* 5.44464	43.23	Pk	35.1	-20.8	57.53	-	-	74	-16.47	161	182	V
5	* 5.45998	31.99	RMS	35.2	-20.9	46.29	54	-7.71	-	-	161	182	V
6	* 5.45711	33.17	RMS	35.3	-20.9	47.57	54	-6.43	-	-	161	182	V
8	5.46523	33.31	RMS	35.2	-20.9	47.61	-	-	-	-	161	182	V
4	5.46917	43.32	Pk	35.3	-21	57.62	-	-	68.2	-10.58	161	182	V
3	5.46998	42.15	Pk	35.3	-21	56.45	-	-	68.2	-11.75	161	182	V
7	5.46998	32.35	RMS	35.3	-21	46.65	-	-	-	-	161	182	V

* - indicates frequency in CFR47 Pt 15 / IC RSS-Restricted Band
Pk - Peak detector
RMS - RMS detection

UL VERIFICATION SERVICES INC.
47173 Benicia Street, Fremont, CA 94538; USA TEL:(510) 319-4000 FAX:(510) 661-0888
This report shall not be reproduced except in full, without the written approval of UL Verification Services Inc.

2TX ANTENNA 6 + ANTENNA 5 OFDMA MODE – 26 Tones, RU Index 17

BANDEDGE (HIGH CHANNEL)

HORIZONTAL RESULT

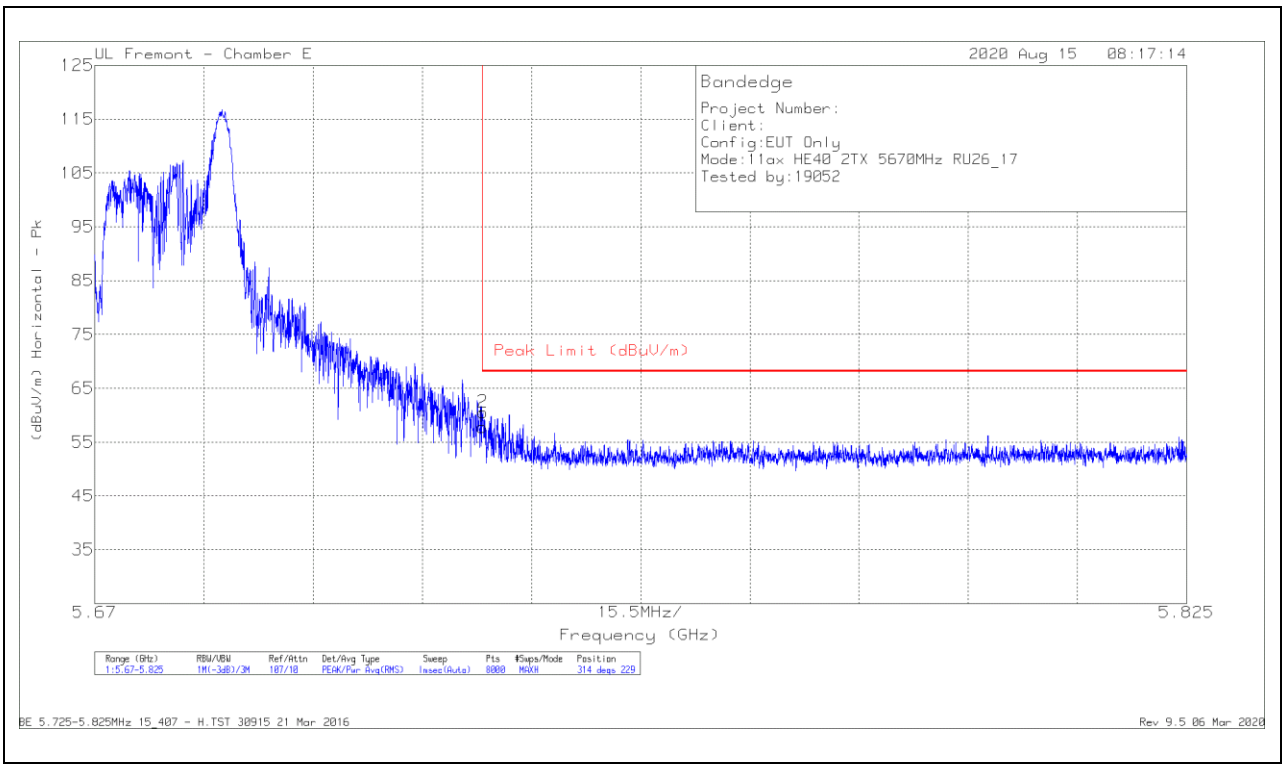

Marker	Frequency (GHz)	Meter Reading (dBuV)	Det	AF T712 (dB/m)	Amp/Cbl/Fltr/Pad (dB)	Corrected Reading (dBuV/m)	Peak Limit (dBuV/m)	PK Margin (dB)	Azimuth (Degs)	Height (cm)	Polarity
1	5.72501	44.32	Pk	34.7	-21.2	57.82	68.2	-10.38	314	229	H
2	5.72511	47.05	Pk	34.7	-21.2	60.55	68.2	-7.65	314	229	H

Pk - Peak detector

UL VERIFICATION SERVICES INC.
47173 Benicia Street, Fremont, CA 94538; USA TEL:(510) 319-4000 FAX:(510) 661-0888
This report shall not be reproduced except in full, without the written approval of UL Verification Services Inc.

VERTICAL RESULT

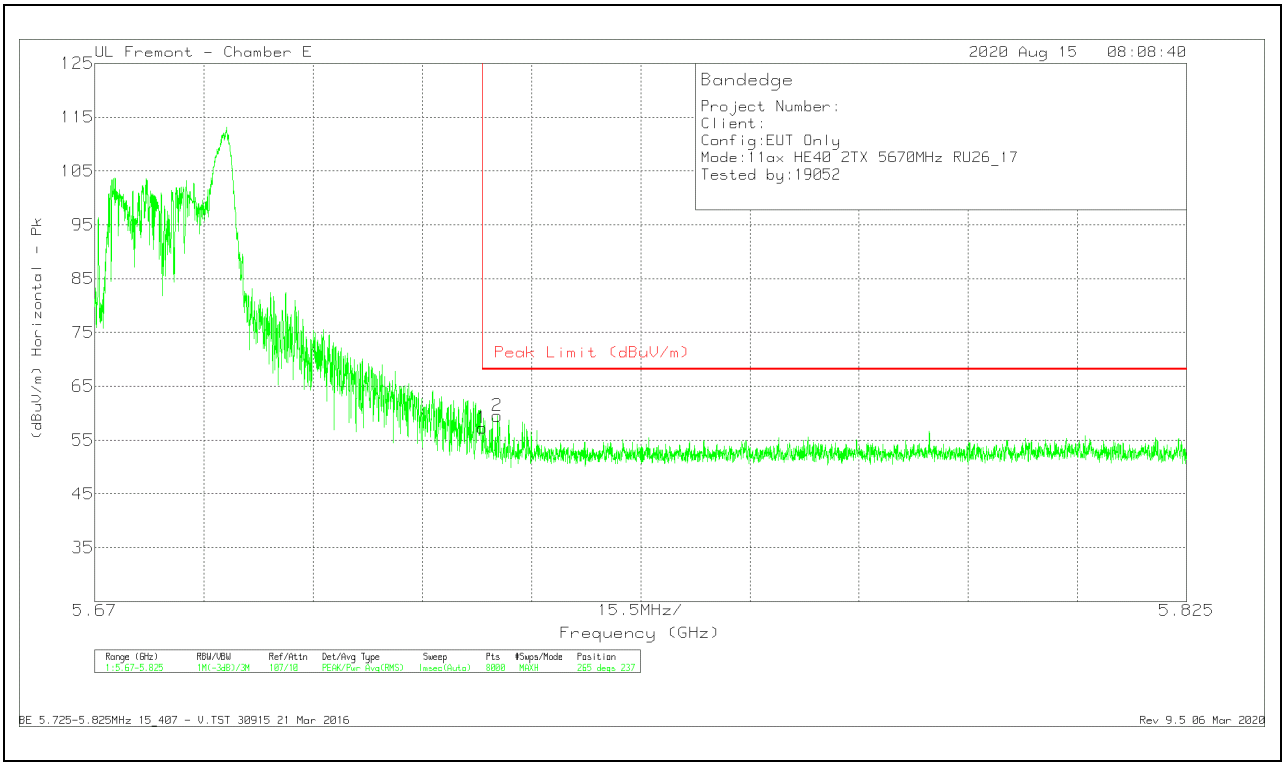

Marker	Frequency (GHz)	Meter Reading (dBuV)	Det	AF T712 (dB/m)	Amp/Cbl/Fltr/Pad (dB)	Corrected Reading (dBuV/m)	Peak Limit (dBuV/m)	PK Margin (dB)	Azimuth (Degs)	Height (cm)	Polarity
1	5.72501	43.76	Pk	34.7	-21.2	57.26	68.2	-10.94	265	237	V
2	5.72714	46.01	Pk	34.7	-21.2	59.51	68.2	-8.69	265	237	V

Pk - Peak detector

UL VERIFICATION SERVICES INC.
47173 Benicia Street, Fremont, CA 94538; USA TEL:(510) 319-4000 FAX:(510) 661-0888
This report shall not be reproduced except in full, without the written approval of UL Verification Services Inc.

HARMONICS AND SPURIOUS EMISSIONS

LOW CHANNEL RESULTS

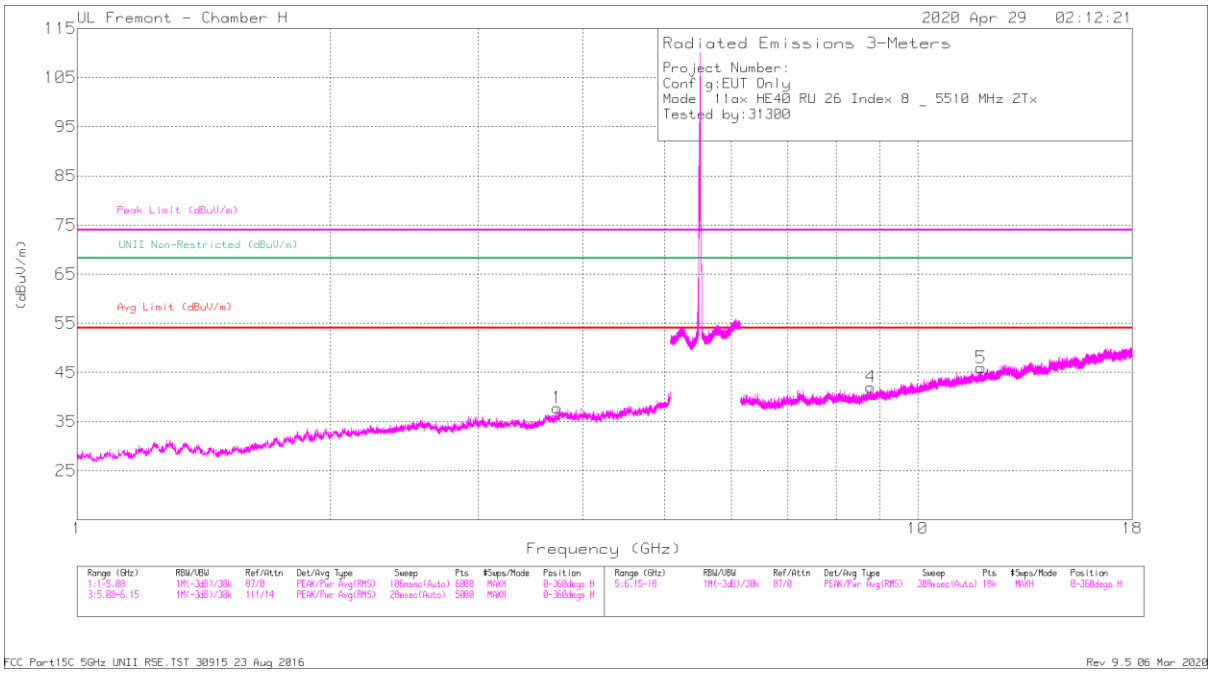

HORIZONTAL

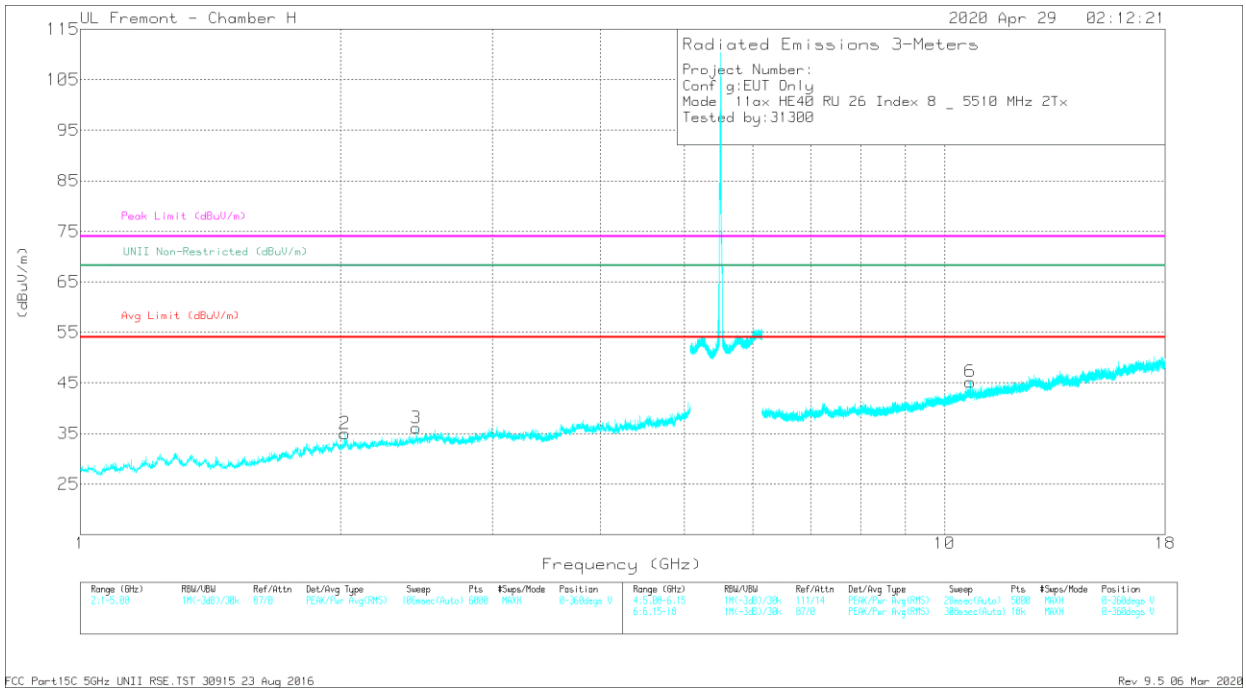

VERTICAL

UL VERIFICATION SERVICES INC.
47173 Benicia Street, Fremont, CA 94538; USA TEL:(510) 319-4000 FAX:(510) 661-0888
This report shall not be reproduced except in full, without the written approval of UL Verification Services Inc.

RADIATED EMISSIONS

Marker	Frequency (GHz)	Meter Reading (dBuV)	Det	AF T863 (dB/m)	Amp/Cbl/Fltr/Pad (dB)	Corrected Reading (dBuV/m)	Avg Limit (dBuV/m)	Margin (dB)	Peak Limit (dBuV/m)	PK Margin (dB)	UNII Non-Restricted (dBuV/m)	PK Margin (dB)	Azimuth (Degs)	Height (cm)	Polarity
1	* 3.72574	42.39	PK-U	33.2	-32.1	43.49	-	-	74	-30.51	-	-	192	101	H
	* 3.72478	30.71	ADR	33.2	-32.1	31.81	54	-22.19	-	-	-	-	192	101	H
5	* 11.8968	36.81	PK-U	38.6	-23.9	51.51	-	-	74	-22.49	-	-	341	200	H
	* 11.8941	25.33	ADR	38.6	-23.9	40.03	54	-13.97	-	-	-	-	341	200	H
6	* 10.7073	37.31	PK-U	37.6	-24.2	50.71	-	-	74	-23.29	-	-	358	200	V
	* 10.7067	25.47	ADR	37.6	-24.2	38.87	54	-15.13	-	-	-	-	358	200	V
2	2.02352	44.45	PK-U	31.6	-34.3	41.75	-	-	-	-	68.2	-26.45	94	101	V
3	2.44763	42.48	PK-U	32.3	-33.8	40.98	-	-	-	-	68.2	-27.22	129	101	V
4	8.79816	37.52	PK-U	36.1	-26	47.62	-	-	-	-	68.2	-20.58	59	101	H

* - indicates frequency in CFR47 Pt 15 / IC RSS-Restricted Band
PK-U - U-NII: Maximum Peak
ADR - U-NII AD primary method, RMS average

UL VERIFICATION SERVICES INC.
47173 Benicia Street, Fremont, CA 94538; USA TEL:(510) 319-4000 FAX:(510) 661-0888
This report shall not be reproduced except in full, without the written approval of UL Verification Services Inc.

MID CHANNEL RESULTS

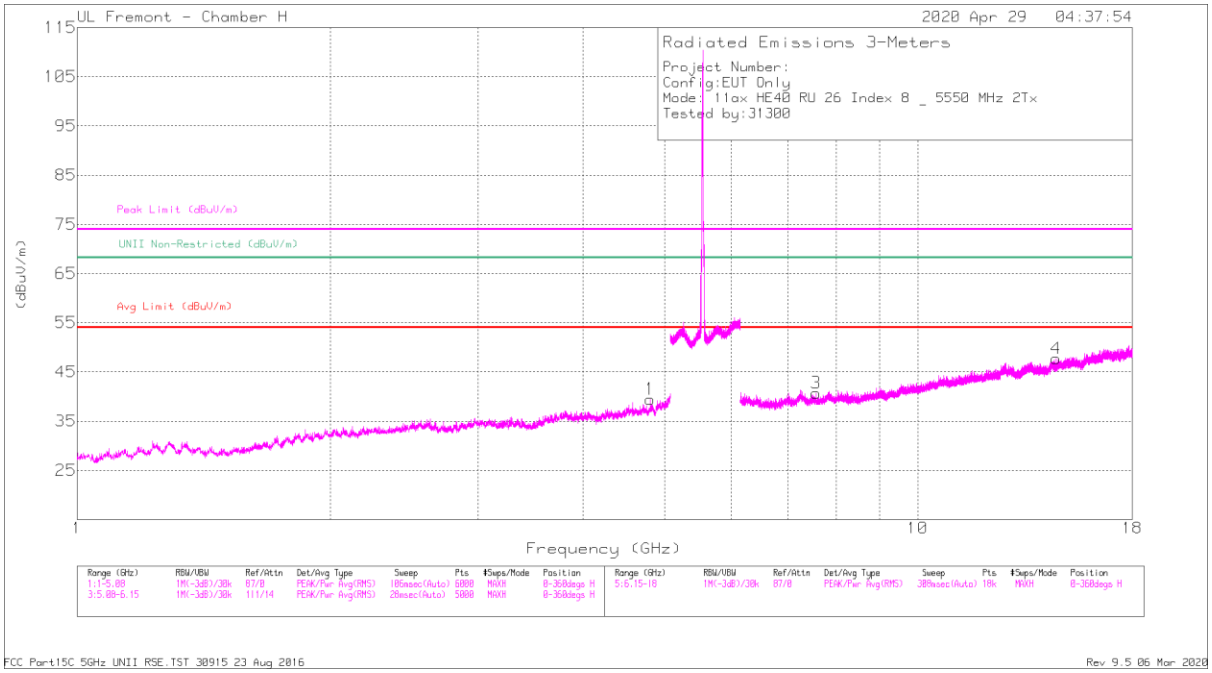

HORIZONTAL

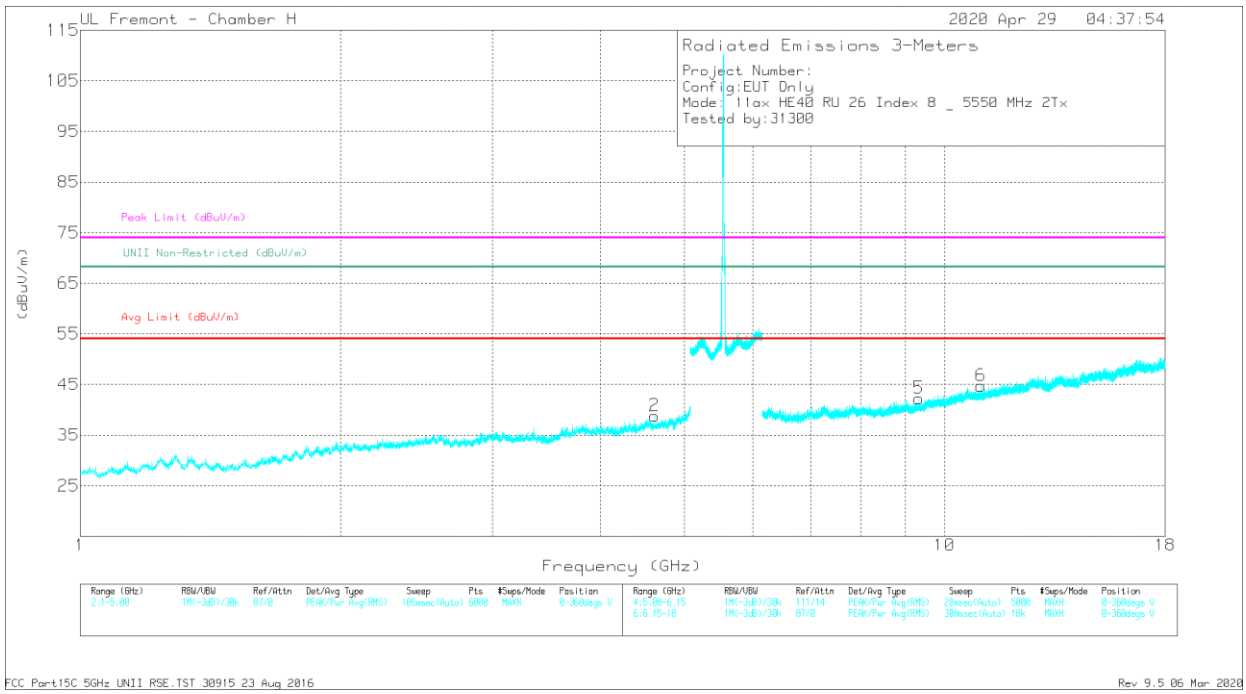

VERTICAL

UL VERIFICATION SERVICES INC.
47173 Benicia Street, Fremont, CA 94538; USA TEL:(510) 319-4000 FAX:(510) 661-0888
This report shall not be reproduced except in full, without the written approval of UL Verification Services Inc.

RADIATED EMISSIONS

Marker	Frequency (GHz)	Meter Reading (dBuV)	Det	AF T863 (dB/m)	Amp/Cbl/Fltr/Pad (dB)	Corrected Reading (dBuV/m)	Avg Limit (dBuV/m)	Margin (dB)	Peak Limit (dBuV/m)	PK Margin (dB)	UNII Non-Restricted (dBuV/m)	PK Margin (dB)	Azimuth (Degs)	Height (cm)	Polarity
1	* 4.80392	43.1	PK-U	34.4	-30.9	46.6	-	-	74	-27.4	-	-	0	101	H
	* 4.80623	31.05	ADR	34.4	-30.9	34.55	54	-19.45	-	-	-	-	0	101	H
2	* 4.61804	41.99	PK-U	34.3	-30.9	45.39	-	-	74	-28.61	-	-	214	199	V
	* 4.61631	30.31	ADR	34.3	-30.9	33.71	54	-20.29	-	-	-	-	214	199	V
3	* 7.56944	39.61	PK-U	36.1	-28	47.71	-	-	74	-26.29	-	-	293	199	H
	* 7.57078	27.34	ADR	36.1	-28	35.44	54	-18.56	-	-	-	-	293	199	H
5	* 9.33296	37.61	PK-U	36.5	-25.6	48.51	-	-	74	-25.49	-	-	170	199	V
	* 9.33511	25.89	ADR	36.5	-25.6	36.79	54	-17.21	-	-	-	-	170	199	V
6	* 11.0183	36.92	PK-U	37.7	-23.6	51.02	-	-	74	-22.98	-	-	26	199	V
	* 11.0181	25.17	ADR	37.7	-23.6	39.27	54	-14.73	-	-	-	-	26	199	V
4	14.61286	37.56	PK-U	40.1	-23.6	54.06	-	-	-	-	68.2	-14.14	261	199	H

* - indicates frequency in CFR47 Pt 15 / IC RSS-Restricted Band
PK-U - U-NII: Maximum Peak
ADR - U-NII AD primary method, RMS average

UL VERIFICATION SERVICES INC.
47173 Benicia Street, Fremont, CA 94538; USA TEL:(510) 319-4000 FAX:(510) 661-0888
This report shall not be reproduced except in full, without the written approval of UL Verification Services Inc.

HIGH CHANNEL RESULTS

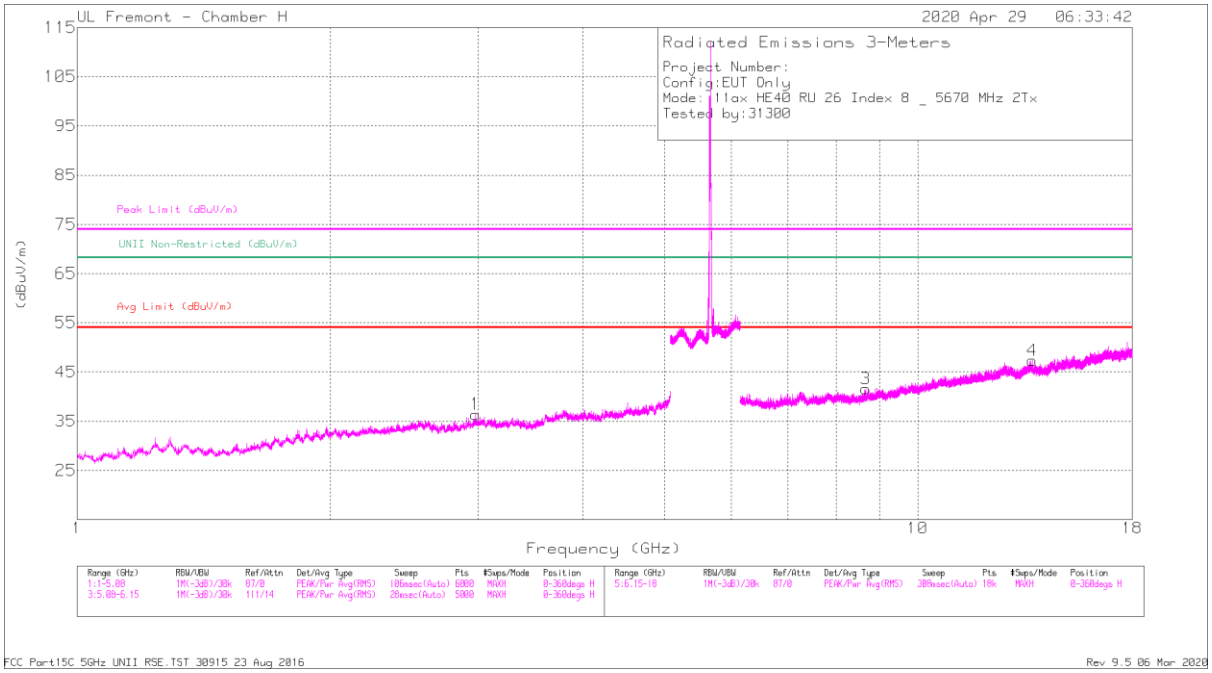

HORIZONTAL

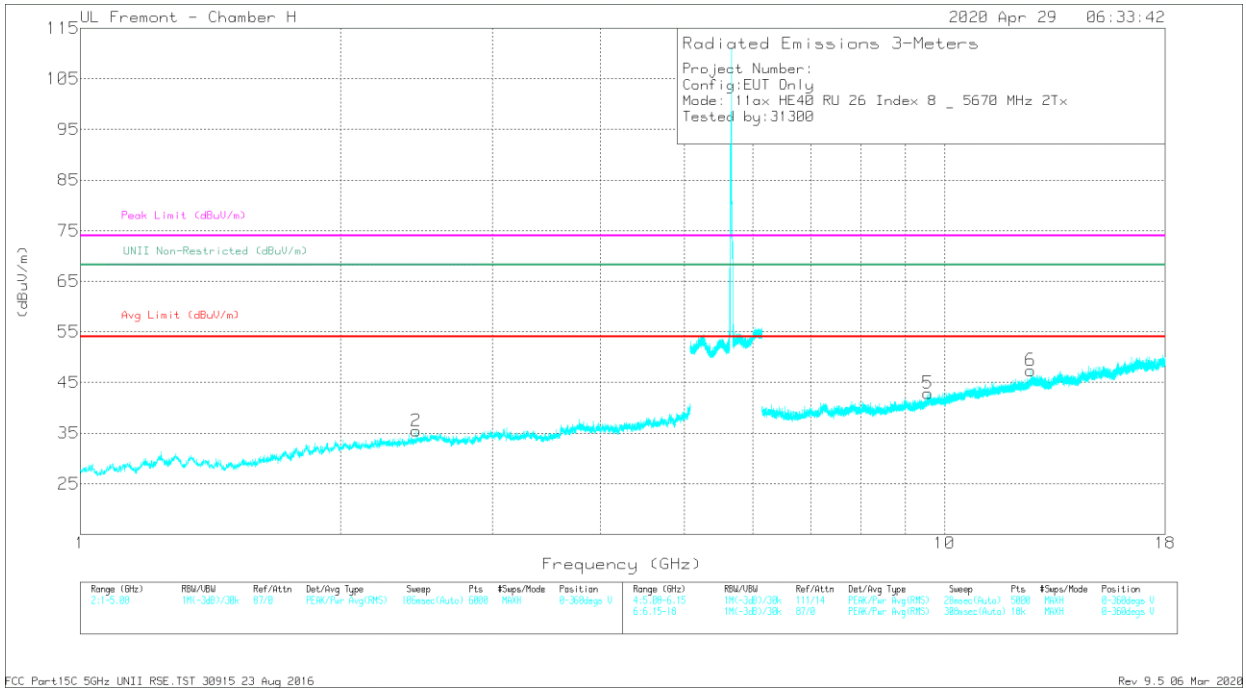

VERTICAL

UL VERIFICATION SERVICES INC.
47173 Benicia Street, Fremont, CA 94538; USA TEL:(510) 319-4000 FAX:(510) 661-0888
This report shall not be reproduced except in full, without the written approval of UL Verification Services Inc.

RADIATED EMISSIONS

Marker	Frequency (GHz)	Meter Reading (dBuV)	Det	AF T863 (dB/m)	Amp/Cbl/Fltr/Pad (dB)	Corrected Reading (dBuV/m)	Avg Limit (dBuV/m)	Margin (dB)	Peak Limit (dBuV/m)	PK Margin (dB)	UNII Non-Restricted (dBuV/m)	PK Margin (dB)	Azimuth (Degs)	Height (cm)	Polarity
6	* 12.5760	37.53	PK-U	39.4	-23.6	53.33	-	-	74	-20.67	-	-	0	200	V
	* 12.5741	25.9	ADR	39.4	-23.6	41.7	54	-12.3	-	-	-	-	0	200	V
2	2.44963	43.52	PK-U	32.3	-33.8	42.02	-	-	-	-	68.2	-26.18	90	101	V
1	2.9785	42.37	PK-U	32.8	-31.7	43.47	-	-	-	-	68.2	-24.73	55	101	H
3	8.67369	38.68	PK-U	36	-26.6	48.08	-	-	-	-	68.2	-20.12	136	101	H
5	9.56855	37.03	PK-U	36.8	-25	48.83	-	-	-	-	68.2	-19.37	22	200	V
4	13.69074	37.48	PK-U	39.6	-23.5	53.58	-	-	-	-	68.2	-14.62	108	101	H

* - indicates frequency in CFR47 Pt 15 / IC RSS-Restricted Band
PK-U - U-NII: Maximum Peak
ADR - U-NII AD primary method, RMS average

UL VERIFICATION SERVICES INC.
47173 Benicia Street, Fremont, CA 94538; USA TEL:(510) 319-4000 FAX:(510) 661-0888
This report shall not be reproduced except in full, without the written approval of UL Verification Services Inc.

CHANNEL 142 RESULTS

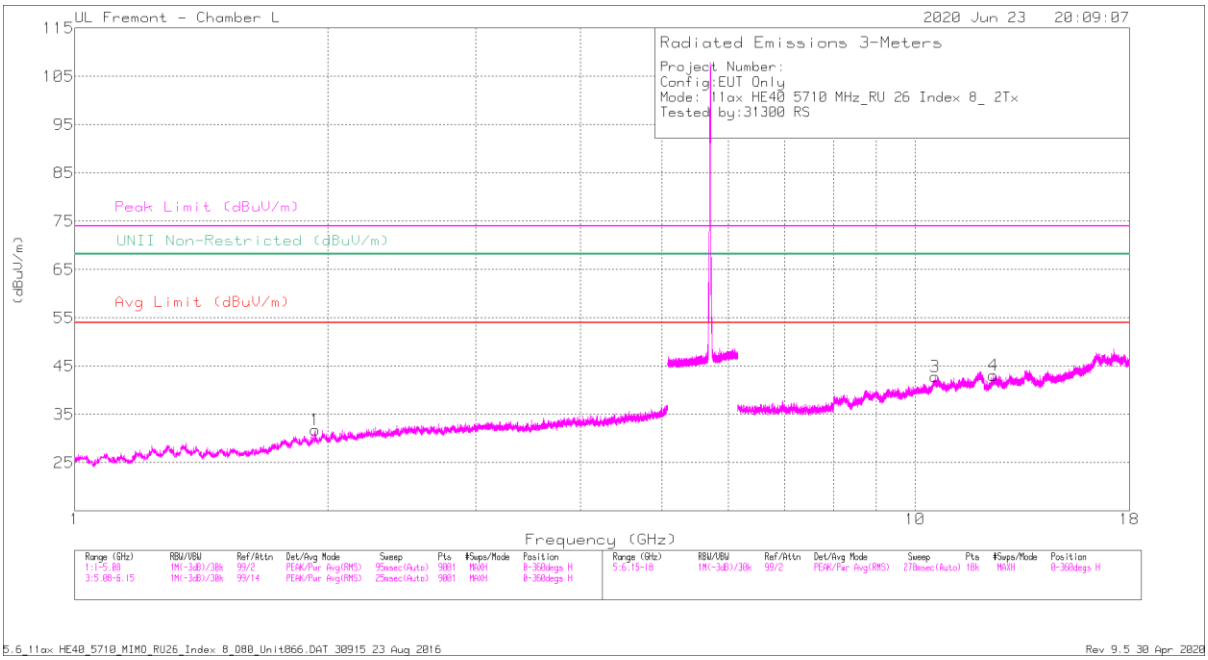

HORIZONTAL

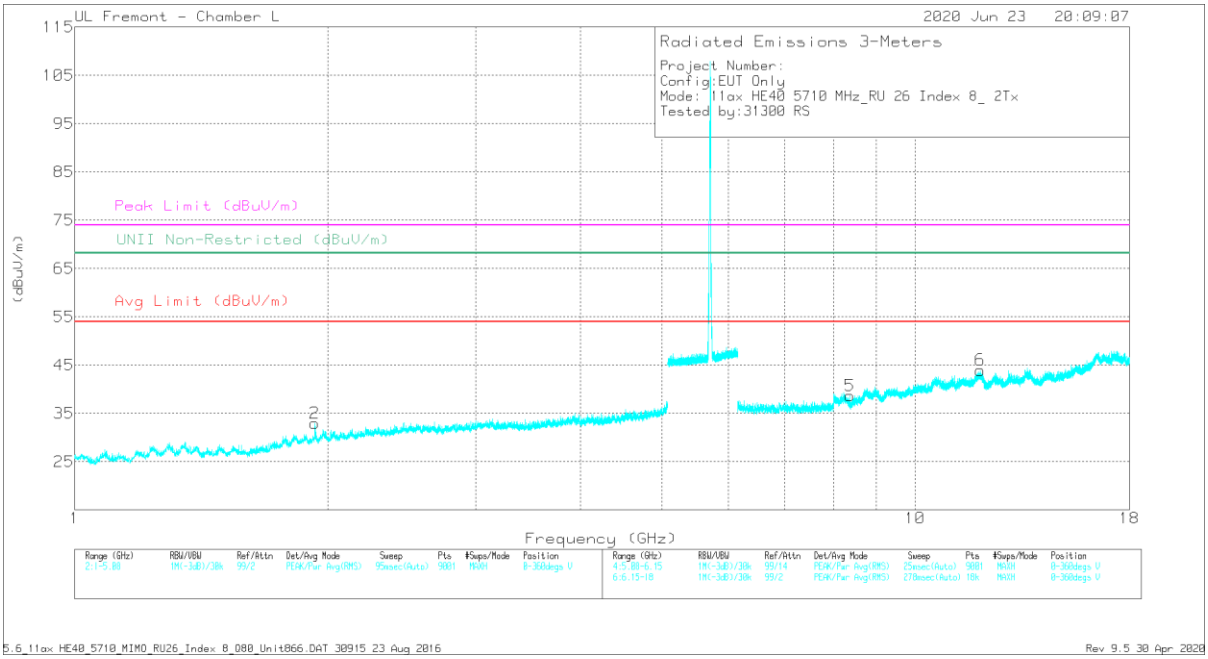

VERTICAL

UL VERIFICATION SERVICES INC.
47173 Benicia Street, Fremont, CA 94538; USA TEL:(510) 319-4000 FAX:(510) 661-0888
This report shall not be reproduced except in full, without the written approval of UL Verification Services Inc.

RADIATED EMISSIONS

Marker	Frequency (GHz)	Meter Reading (dBuV)	Det	AF 344 (dB/m)	Amp/Cbl/Fltr/Pad (dB)	Corrected Reading (dBuV/m)	Avg Limit (dBuV/m)	Margin (dB)	Peak Limit (dBuV/m)	PK Margin (dB)	UNII Non-Restricted (dBuV/m)	PK Margin (dB)	Azimuth (Degs)	Height (cm)	Polarity
1	1.93129	42.88	PK-U	30.6	-32	41.48	-	-	-	-	68.2	-26.72	148	169	H
2	1.93109	43.73	PK-U	30.6	-32	42.33	-	-	-	-	68.2	-25.87	128	175	V
3	10.56704	30.29	PK-U	37.9	-19.3	48.89	-	-	-	-	68.2	-19.31	112	199	H
4	* 12.3974	31.19	PK-U	39	-19.5	50.69	-	-	74	-23.31	-	-	180	200	H
	* 12.3980	20.26	ADR	39	-19.5	39.76	54	-14.24	-	-	-	-	180	200	H
5	* 8.36107	32.09	PK-U	35.8	-22.6	45.29	-	-	74	-28.71	-	-	300	200	V
	* 8.36021	21.71	ADR	35.8	-22.6	34.91	54	-19.09	-	-	-	-	300	200	V
6	* 11.9619	29.81	PK-U	38.6	-19.4	49.01	-	-	74	-24.99	-	-	240	150	V
	* 11.9603	19.77	ADR	38.6	-19.4	38.97	54	-15.03	-	-	-	-	240	150	V

* - indicates frequency in CFR47 Pt 15 / IC RSS-Restricted Band
PK-U - U-NII: Maximum Peak
ADR - U-NII AD primary method, RMS average

UL VERIFICATION SERVICES INC.
47173 Benicia Street, Fremont, CA 94538; USA TEL:(510) 319-4000 FAX:(510) 661-0888
This report shall not be reproduced except in full, without the written approval of UL Verification Services Inc.

1.1.18. TX ABOVE 1 GHz 802.11ax HE80 MODE IN THE 5.6 GHz BAND

ANTENNA 6 – 996 Tones, RU Index 67

BANDEDGE (LOW CHANNEL)

HORIZONTAL RESULT

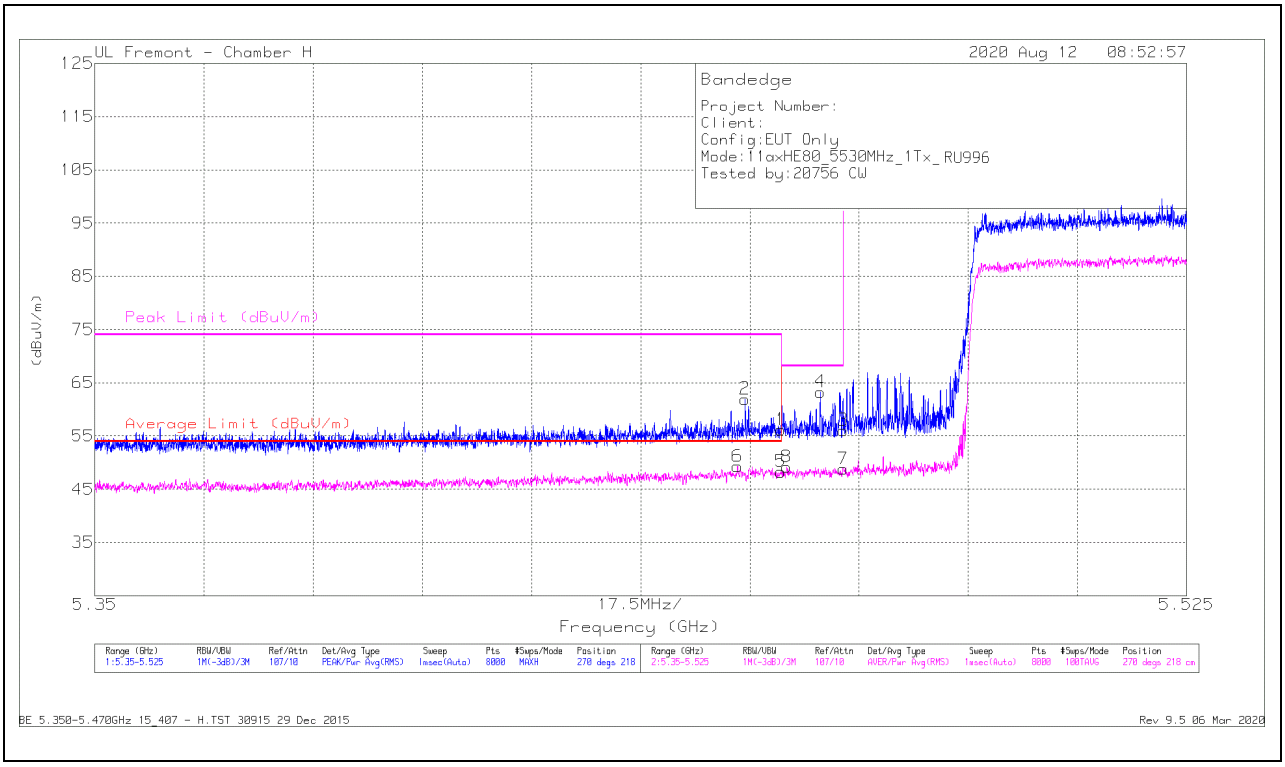

Marker	Frequency (GHz)	Meter Reading (dBuV)	Det	AF T863 (dB/m)	Amp/Cbl/Fltr/Pad (dB)	Corrected Reading (dBuV/m)	Average Limit (dBuV/m)	Margin (dB)	Peak Limit (dBuV/m)	PK Margin (dB)	Azimuth (Degs)	Height (cm)	Polarity
1	* 5.45998	41.86	Pk	35.2	-20.9	56.16	-	-	74	-17.84	270	218	H
2	* 5.45423	47.64	Pk	35.2	-20.9	61.94	-	-	74	-12.06	270	218	H
5	* 5.45998	33.98	RMS	35.2	-20.9	48.28	54	-5.72	-	-	270	218	H
6	* 5.45302	35	RMS	35.2	-20.9	49.3	54	-4.7	-	-	270	218	H
8	5.4609	34.87	RMS	35.2	-20.9	49.17	-	-	-	-	270	218	H
4	5.46628	48.99	Pk	35.2	-20.9	63.29	-	-	68.2	-4.91	270	218	H
3	5.46998	41.76	Pk	35.3	-21	56.06	-	-	68.2	-12.14	270	218	H
7	5.46998	34.52	RMS	35.3	-21	48.82	-	-	-	-	270	218	H

* - indicates frequency in CFR47 Pt 15 / IC RSS-Restricted Band
Pk - Peak detector
RMS - RMS detection

UL VERIFICATION SERVICES INC.
47173 Benicia Street, Fremont, CA 94538; USA TEL:(510) 319-4000 FAX:(510) 661-0888
This report shall not be reproduced except in full, without the written approval of UL Verification Services Inc.

VERTICAL RESULT

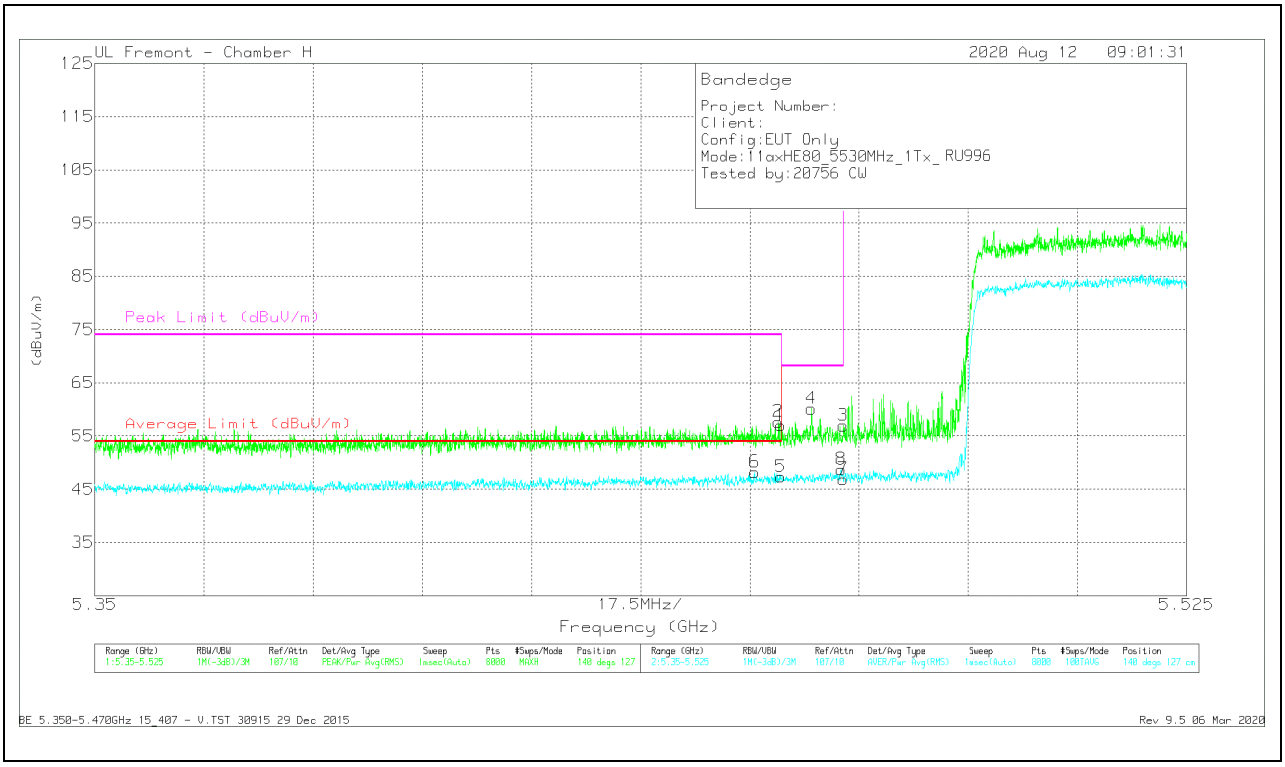

Marker	Frequency (GHz)	Meter Reading (dBuV)	Det	AF T863 (dB/m)	Amp/Cbl/Fltr/Pad (dB)	Corrected Reading (dBuV/m)	Average Limit (dBuV/m)	Margin (dB)	Peak Limit (dBuV/m)	PK Margin (dB)	Azimuth (Degs)	Height (cm)	Polarity
6	* 5.45576	33.82	RMS	35.3	-20.9	48.22	54	-5.78	-	-	140	127	V
2	* 5.45954	43.38	Pk	35.2	-20.9	57.68	-	-	74	-16.32	140	127	V
1	* 5.45998	42.71	Pk	35.2	-20.9	57.01	-	-	74	-16.99	140	127	V
5	* 5.45998	33.05	RMS	35.2	-20.9	47.35	54	-6.65	-	-	140	127	V
4	5.46484	45.85	Pk	35.2	-20.9	60.15	-	-	68.2	-8.05	140	127	V
8	5.46961	34.43	RMS	35.3	-21	48.73	-	-	-	-	140	127	V
3	5.46998	42.66	Pk	35.3	-21	56.96	-	-	68.2	-11.24	140	127	V
7	5.46998	32.6	RMS	35.3	-21	46.9	-	-	-	-	140	127	V

* - indicates frequency in CFR47 Pt 15 / IC RSS-Restricted Band
Pk - Peak detector
RMS - RMS detection

UL VERIFICATION SERVICES INC.
47173 Benicia Street, Fremont, CA 94538; USA TEL:(510) 319-4000 FAX:(510) 661-0888
This report shall not be reproduced except in full, without the written approval of UL Verification Services Inc.

ANTENNA 6 – 26 Tones, RU Index 0

BANDEDGE (LOW CHANNEL)

HORIZONTAL RESULT

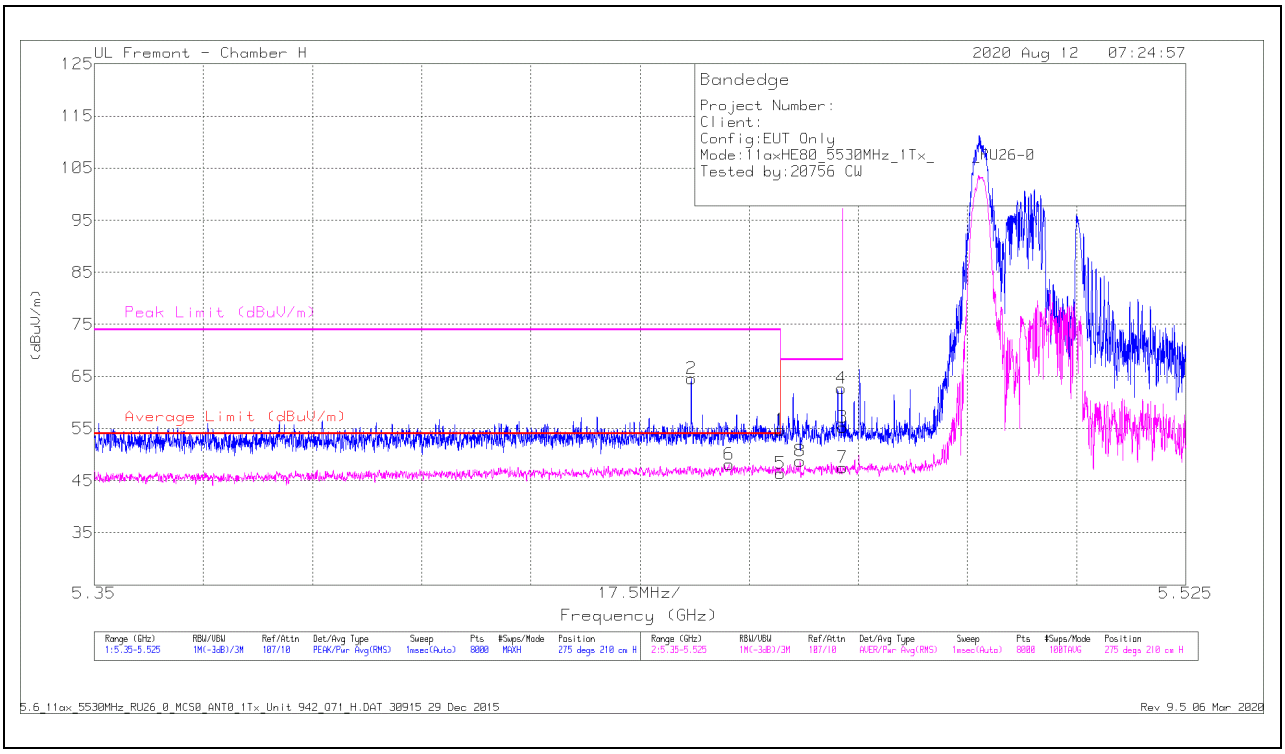

Marker	Frequency (GHz)	Meter Reading (dBuV)	Det	AF T863 (dB/m)	Amp/Cbl/Fltr/Pad (dB)	Corrected Reading (dBuV/m)	Average Limit (dBuV/m)	Margin (dB)	Peak Limit (dBuV/m)	PK Margin (dB)	Azimuth (Degs)	Height (cm)	Polarity
1	* 5.45998	40.45	Pk	35.2	-20.9	54.75	-	-	74	-19.25	275	210	H
2	* 5.44572	50.33	Pk	35.1	-20.8	64.63	-	-	74	-9.37	275	210	H
5	* 5.45998	32.12	RMS	35.2	-20.9	46.42	54	-7.58	-	-	275	210	H
6	* 5.45178	33.86	RMS	35.2	-20.9	48.16	54	-5.84	-	-	275	210	H
8	5.46317	34.45	RMS	35.2	-20.9	48.75	-	-	-	-	275	210	H
4	5.46983	48.37	Pk	35.3	-21	62.67	-	-	68.2	-5.53	275	210	H
3	5.46998	40.97	Pk	35.3	-21	55.27	-	-	68.2	-12.93	275	210	H
7	5.46998	33.16	RMS	35.3	-21	47.46	-	-	-	-	275	210	H

* - indicates frequency in CFR47 Pt 15 / IC RSS-Restricted Band
Pk - Peak detector
RMS - RMS detection

UL VERIFICATION SERVICES INC.
47173 Benicia Street, Fremont, CA 94538; USA TEL:(510) 319-4000 FAX:(510) 661-0888
This report shall not be reproduced except in full, without the written approval of UL Verification Services Inc.

VERTICAL RESULT

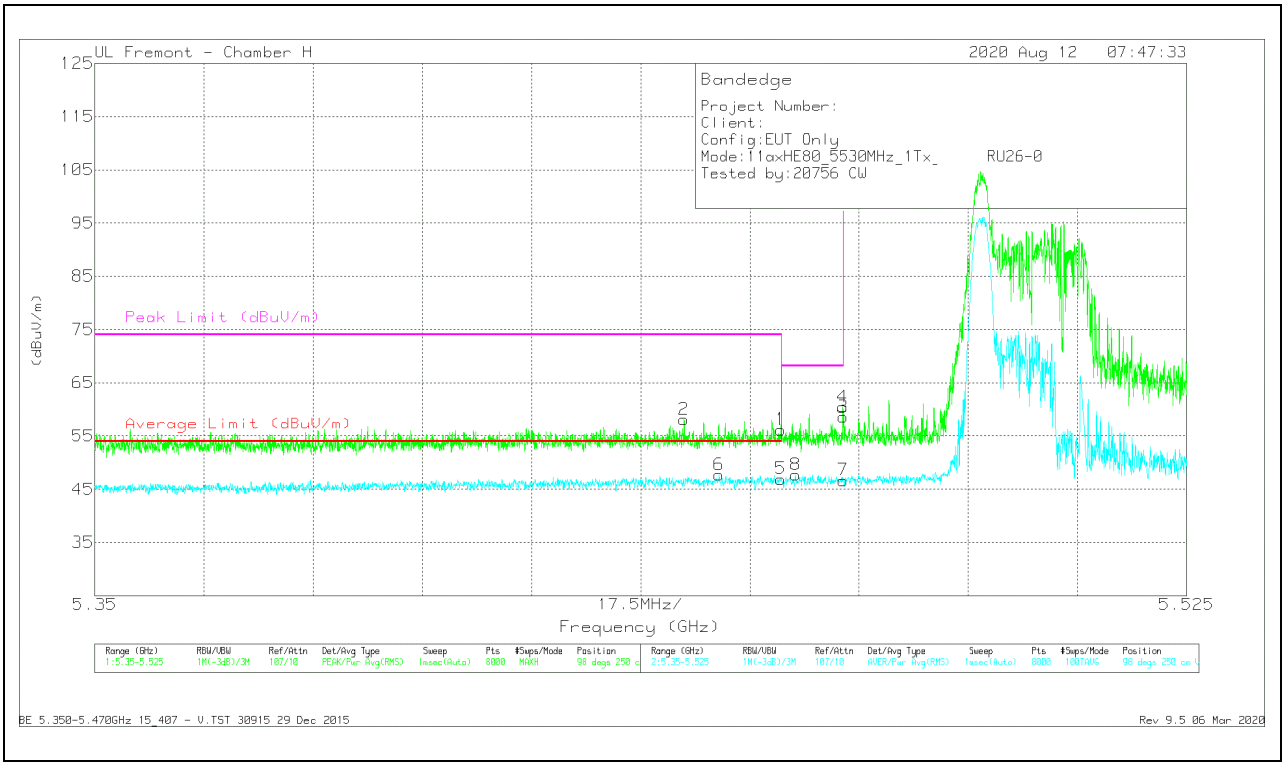

Marker	Frequency (GHz)	Meter Reading (dBuV)	Det	AF T863 (dB/m)	Amp/Cbl/Fltr/Pad (dB)	Corrected Reading (dBuV/m)	Average Limit (dBuV/m)	Margin (dB)	Peak Limit (dBuV/m)	PK Margin (dB)	Azimuth (Degs)	Height (cm)	Polarity
1	* 5.45998	41.89	Pk	35.2	-20.9	56.19	-	-	74	-17.81	98	250	V
2	* 5.44445	43.8	Pk	35.1	-20.8	58.1	-	-	74	-15.9	98	250	V
5	* 5.45998	32.62	RMS	35.2	-20.9	46.92	54	-7.08	-	-	98	250	V
6	* 5.45007	33.4	RMS	35.1	-20.8	47.7	54	-6.3	-	-	98	250	V
8	5.46234	33.39	RMS	35.2	-20.9	47.69	-	-	-	-	98	250	V
4	5.46989	46.13	Pk	35.3	-21	60.43	-	-	68.2	-7.77	98	250	V
3	5.46998	44.29	Pk	35.3	-21	58.59	-	-	68.2	-9.61	98	250	V
7	5.46998	32.37	RMS	35.3	-21	46.67	-	-	-	-	98	250	V

* - indicates frequency in CFR47 Pt 15 / IC RSS-Restricted Band
Pk - Peak detector
RMS - RMS detection

UL VERIFICATION SERVICES INC.
47173 Benicia Street, Fremont, CA 94538; USA TEL:(510) 319-4000 FAX:(510) 661-0888
This report shall not be reproduced except in full, without the written approval of UL Verification Services Inc.

ANTENNA 5 – 996 Tones, RU Index 67

BANDEDGE (LOW CHANNEL)

HORIZONTAL RESULT

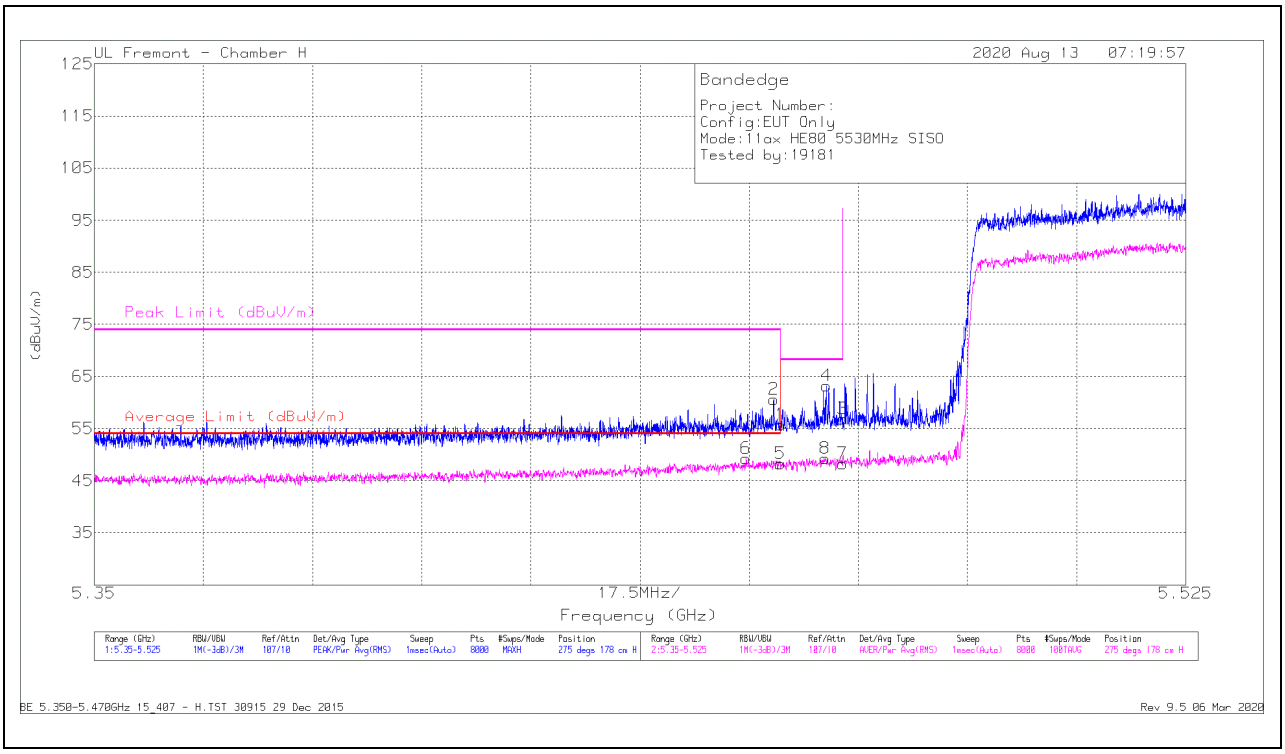

Marker	Frequency (GHz)	Meter Reading (dBuV)	Det	AF T863 (dB/m)	Amp/Cbl/Fltr/Pad (dB)	Corrected Reading (dBuV/m)	Average Limit (dBuV/m)	Margin (dB)	Peak Limit (dBuV/m)	PK Margin (dB)	Azimuth (Degs)	Height (cm)	Polarity
1	* 5.45998	41.47	Pk	35.2	-20.9	55.77	-	-	74	-18.23	275	178	H
2	* 5.45893	46.22	Pk	35.3	-20.9	60.62	-	-	74	-13.38	275	178	H
5	* 5.45998	33.96	RMS	35.2	-20.9	48.26	54	-5.74	-	-	275	178	H
6	* 5.45451	34.99	RMS	35.2	-20.9	49.29	54	-4.71	-	-	275	178	H
8	5.46722	34.89	RMS	35.3	-20.9	49.29	-	-	-	-	275	178	H
4	5.46738	48.79	Pk	35.3	-20.9	63.19	-	-	68.2	-5.01	275	178	H
3	5.46998	42.61	Pk	35.3	-21	56.91	-	-	68.2	-11.29	275	178	H
7	5.46998	33.97	RMS	35.3	-21	48.27	-	-	-	-	275	178	H

* - indicates frequency in CFR47 Pt 15 / IC RSS-Restricted Band
Pk - Peak detector
RMS - RMS detection

UL VERIFICATION SERVICES INC.
47173 Benicia Street, Fremont, CA 94538; USA TEL:(510) 319-4000 FAX:(510) 661-0888
This report shall not be reproduced except in full, without the written approval of UL Verification Services Inc.

VERTICAL RESULT

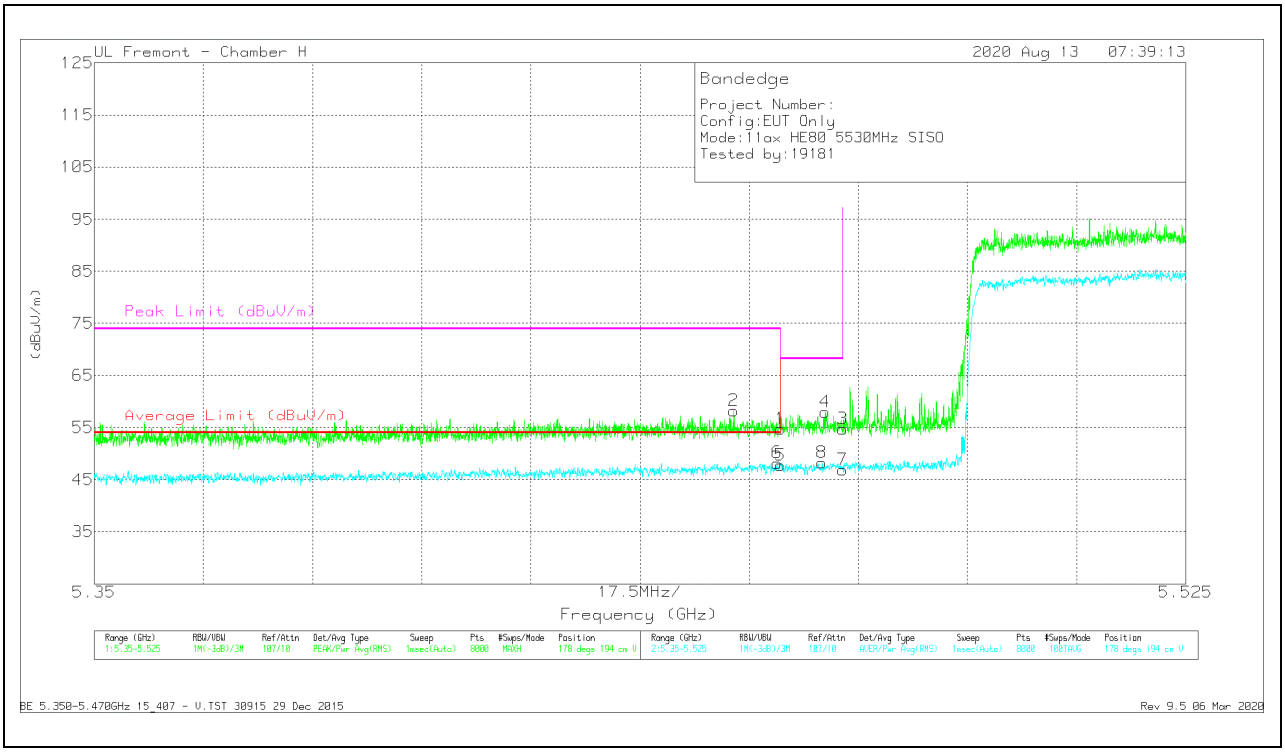

Marker	Frequency (GHz)	Meter Reading (dBuV)	Det	AF T863 (dB/m)	Amp/Cbl/Fltr/Pad (dB)	Corrected Reading (dBuV/m)	Average Limit (dBuV/m)	Margin (dB)	Peak Limit (dBuV/m)	PK Margin (dB)	Azimuth (Degs)	Height (cm)	Polarity
1	* 5.45998	40.49	Pk	35.2	-20.9	54.79	-	-	74	-19.21	178	194	V
2	* 5.45254	43.89	Pk	35.2	-20.9	58.19	-	-	74	-15.81	178	194	V
5	* 5.45998	33.44	RMS	35.2	-20.9	47.74	54	-6.26	-	-	178	194	V
6	* 5.45948	33.9	RMS	35.2	-20.9	48.2	54	-5.8	-	-	178	194	V
8	5.46668	34	RMS	35.2	-20.9	48.3	-	-	-	-	178	194	V
4	5.46722	43.58	Pk	35.3	-20.9	57.98	-	-	68.2	-10.22	178	194	V
3	5.46998	40.45	Pk	35.3	-21	54.75	-	-	68.2	-13.45	178	194	V
7	5.46998	32.54	RMS	35.3	-21	46.84	-	-	-	-	178	194	V

* - indicates frequency in CFR47 Pt 15 / IC RSS-Restricted Band
Pk - Peak detector
RMS - RMS detection

UL VERIFICATION SERVICES INC.
47173 Benicia Street, Fremont, CA 94538; USA TEL:(510) 319-4000 FAX:(510) 661-0888
This report shall not be reproduced except in full, without the written approval of UL Verification Services Inc.

ANTENNA 5 – 26 Tones, RU Index 0

BANDEDGE (LOW CHANNEL)

HORIZONTAL RESULT

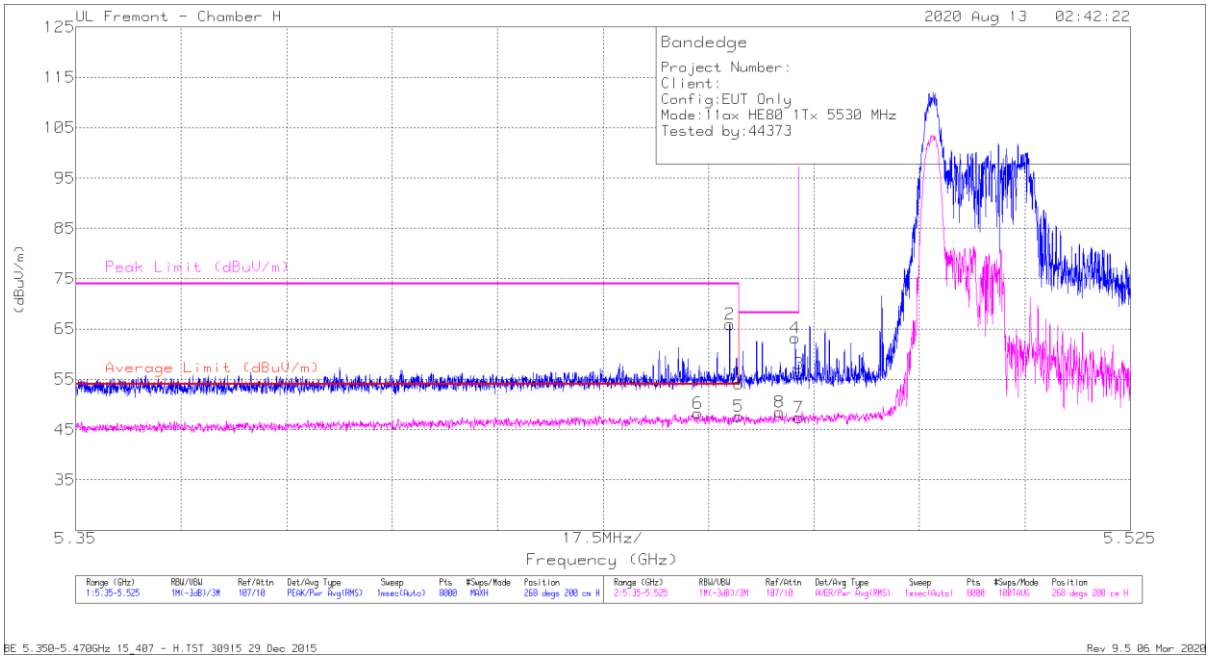

Marker	Frequency (GHz)	Meter Reading (dBuV)	Det	AF T863 (dB/m)	Amp/Cbl/Fltr/Pad (dB)	Corrected Reading (dBuV/m)	Average Limit (dBuV/m)	Margin (dB)	Peak Limit (dBuV/m)	PK Margin (dB)	Azimuth (Degs)	Height (cm)	Polarity
1	* 5.45998	39.85	Pk	35.2	-20.9	54.15	-	-	74	-19.85	268	200	H
2	* 5.45851	51.5	Pk	35.3	-20.9	65.9	-	-	74	-8.1	268	200	H
5	* 5.45998	33.32	RMS	35.2	-20.9	47.62	54	-6.38	-	-	268	200	H
6	* 5.45329	33.93	RMS	35.2	-20.9	48.23	54	-5.77	-	-	268	200	H
8	5.46676	34.16	RMS	35.2	-20.9	48.46	-	-	-	-	268	200	H
4	5.46939	48.96	Pk	35.3	-21	63.26	-	-	68.2	-4.94	268	200	H
3	5.46998	41.84	Pk	35.3	-21	56.14	-	-	68.2	-12.06	268	200	H
7	5.46998	33.1	RMS	35.3	-21	47.4	-	-	-	-	268	200	H

* - indicates frequency in CFR47 Pt 15 / IC RSS-Restricted Band
Pk - Peak detector
RMS - RMS detection

UL VERIFICATION SERVICES INC.
47173 Benicia Street, Fremont, CA 94538; USA TEL:(510) 319-4000 FAX:(510) 661-0888
This report shall not be reproduced except in full, without the written approval of UL Verification Services Inc.

VERTICAL RESULT

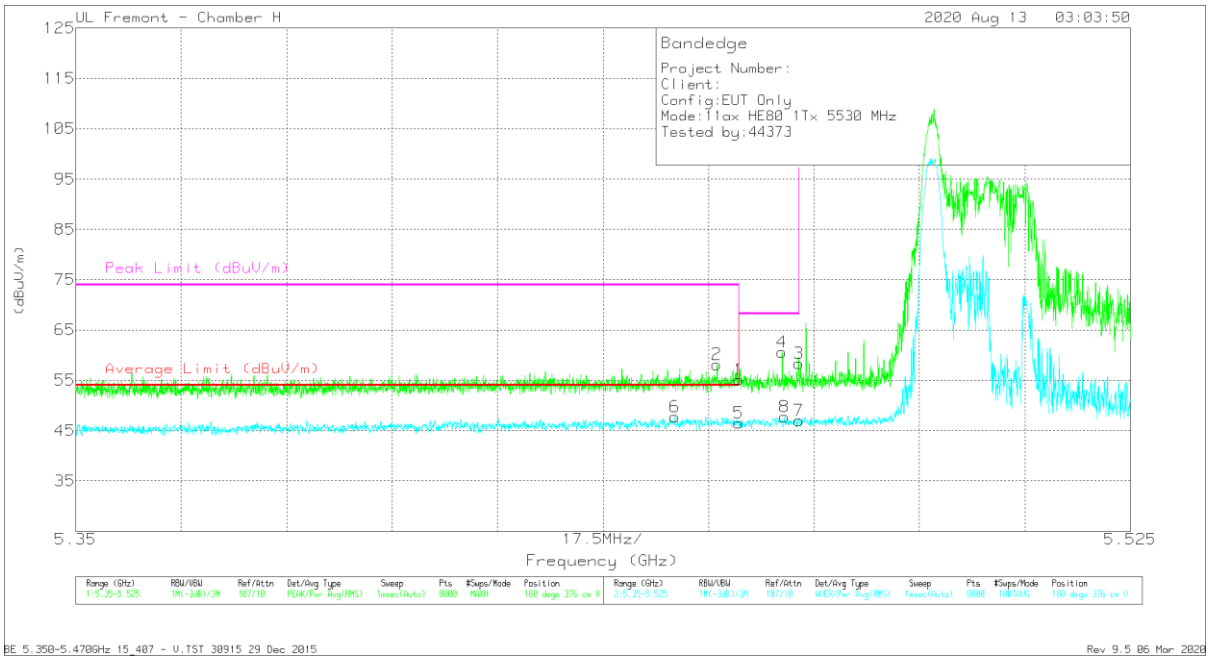

Marker	Frequency (GHz)	Meter Reading (dBuV)	Det	AF T863 (dB/m)	Amp/Cbl/Fltr/Pad (dB)	Corrected Reading (dBuV/m)	Average Limit (dBuV/m)	Margin (dB)	Peak Limit (dBuV/m)	PK Margin (dB)	Azimuth (Degs)	Height (cm)	Polarity
1	* 5.45998	40.83	Pk	35.2	-20.9	55.13	-	-	74	-18.87	180	376	V
2	* 5.45641	43.77	Pk	35.3	-20.9	58.17	-	-	74	-15.83	180	376	V
5	* 5.45998	32.19	RMS	35.2	-20.9	46.49	54	-7.51	-	-	180	376	V
6	* 5.44944	33.5	RMS	35.1	-20.8	47.8	54	-6.2	-	-	180	376	V
4	5.46722	46.23	Pk	35.3	-20.9	60.63	-	-	68.2	-7.57	180	376	V
8	5.46764	33.31	RMS	35.3	-20.9	47.71	-	-	-	-	180	376	V
3	5.46998	44.05	Pk	35.3	-21	58.35	-	-	68.2	-9.85	180	376	V
7	5.46998	32.76	RMS	35.3	-21	47.06	-	-	-	-	180	376	V

* - indicates frequency in CFR47 Pt 15 / IC RSS-Restricted Band
Pk - Peak detector
RMS - RMS detection

UL VERIFICATION SERVICES INC.
47173 Benicia Street, Fremont, CA 94538; USA TEL:(510) 319-4000 FAX:(510) 661-0888
This report shall not be reproduced except in full, without the written approval of UL Verification Services Inc.

2TX ANTENNA 6 + ANTENNA 5 OFDMA MODE – 996 Tones, RU Index 67

BANDEDGE (LOW CHANNEL)

HORIZONTAL RESULT

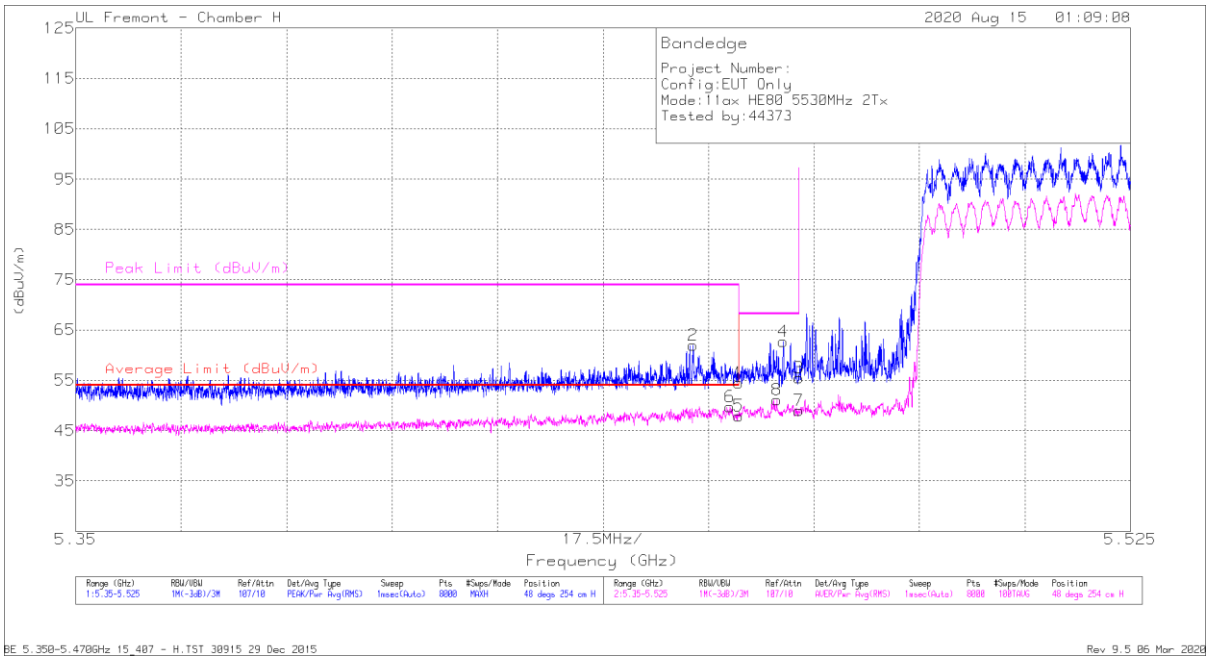

Marker	Frequency (GHz)	Meter Reading (dBuV)	Det	AF T863 (dB/m)	Amp/Cbl/Fltr/Pad (dB)	DC Corr (dB)	Corrected Reading (dBuV/m)	Average Limit (dBuV/m)	Margin (dB)	Peak Limit (dBuV/m)	PK Margin (dB)	Azimuth (Degs)	Height (cm)	Polarity
1	* 5.45998	40.17	Pk	35.2	-20.9	0	54.47	-	-	74	-19.53	48	254	H
2	* 5.45243	47.66	Pk	35.2	-20.9	0	61.96	-	-	74	-12.04	48	254	H
5	* 5.45998	33.65	RMS	35.2	-20.9	.1	48.05	54	-5.95	-	-	48	254	H
6	* 5.45856	35.34	RMS	35.3	-20.9	.1	49.84	54	-4.16	-	-	48	254	H
8	5.46633	36.88	RMS	35.2	-20.9	.1	51.28	-	-	-	-	48	254	H
4	5.4674	48.27	Pk	35.3	-20.9	0	62.67	-	-	68.2	-5.53	48	254	H
3	5.46998	41.24	Pk	35.3	-21	0	55.54	-	-	68.2	-12.66	48	254	H
7	5.46998	34.66	RMS	35.3	-21	.1	49.06	-	-	-	-	48	254	H

* - indicates frequency in CFR47 Pt 15 / IC RSS-Restricted Band
Pk - Peak detector
RMS - RMS detection

UL VERIFICATION SERVICES INC.
47173 Benicia Street, Fremont, CA 94538; USA TEL:(510) 319-4000 FAX:(510) 661-0888
This report shall not be reproduced except in full, without the written approval of UL Verification Services Inc.

VERTICAL RESULT

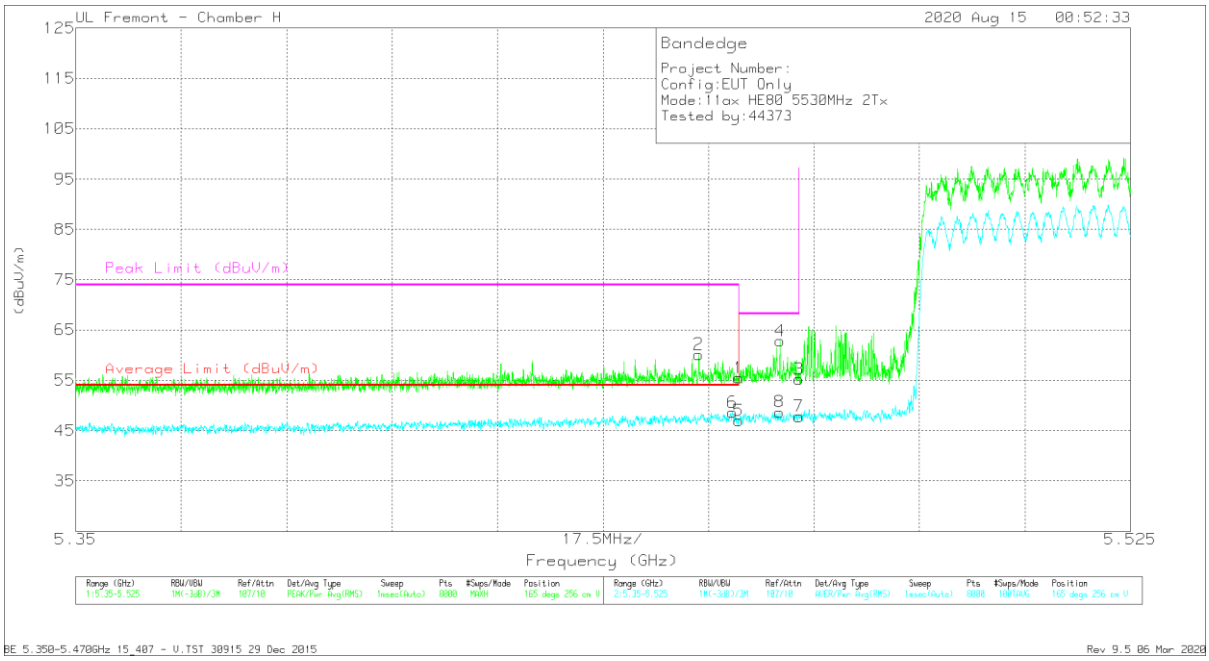

Marker	Frequency (GHz)	Meter Reading (dBuV)	Det	AF T863 (dB/m)	Amp/Cbl/Fltr/Pad (dB)	DC Corr (dB)	Corrected Reading (dBuV/m)	Average Limit (dBuV/m)	Margin (dB)	Peak Limit (dBuV/m)	PK Margin (dB)	Azimuth (Degs)	Height (cm)	Polarity
1	* 5.45998	41.21	Pk	35.2	-20.9	0	55.51	-	-	74	-18.49	165	256	V
2	* 5.45337	45.86	Pk	35.2	-20.9	0	60.16	-	-	74	-13.84	165	256	V
5	* 5.45998	32.73	RMS	35.2	-20.9	.1	47.13	54	-6.87	-	-	165	256	V
6	* 5.45893	34.19	RMS	35.3	-20.9	.1	48.69	54	-5.31	-	-	165	256	V
8	5.46678	34.4	RMS	35.2	-20.9	.1	48.80	-	-	-	-	165	256	V
4	5.46687	48.48	Pk	35.3	-20.9	0	62.88	-	-	68.2	-5.32	165	256	V
3	5.46998	40.96	Pk	35.3	-21	0	55.26	-	-	68.2	-12.94	165	256	V
7	5.46998	33.53	RMS	35.3	-21	.1	47.93	-	-	-	-	165	256	V

* - indicates frequency in CFR47 Pt 15 / IC RSS-Restricted Band
Pk - Peak detector
RMS - RMS detection

UL VERIFICATION SERVICES INC.
47173 Benicia Street, Fremont, CA 94538; USA TEL:(510) 319-4000 FAX:(510) 661-0888
This report shall not be reproduced except in full, without the written approval of UL Verification Services Inc.

HARMONICS AND SPURIOUS EMISSIONS

LOW CHANNEL RESULTS

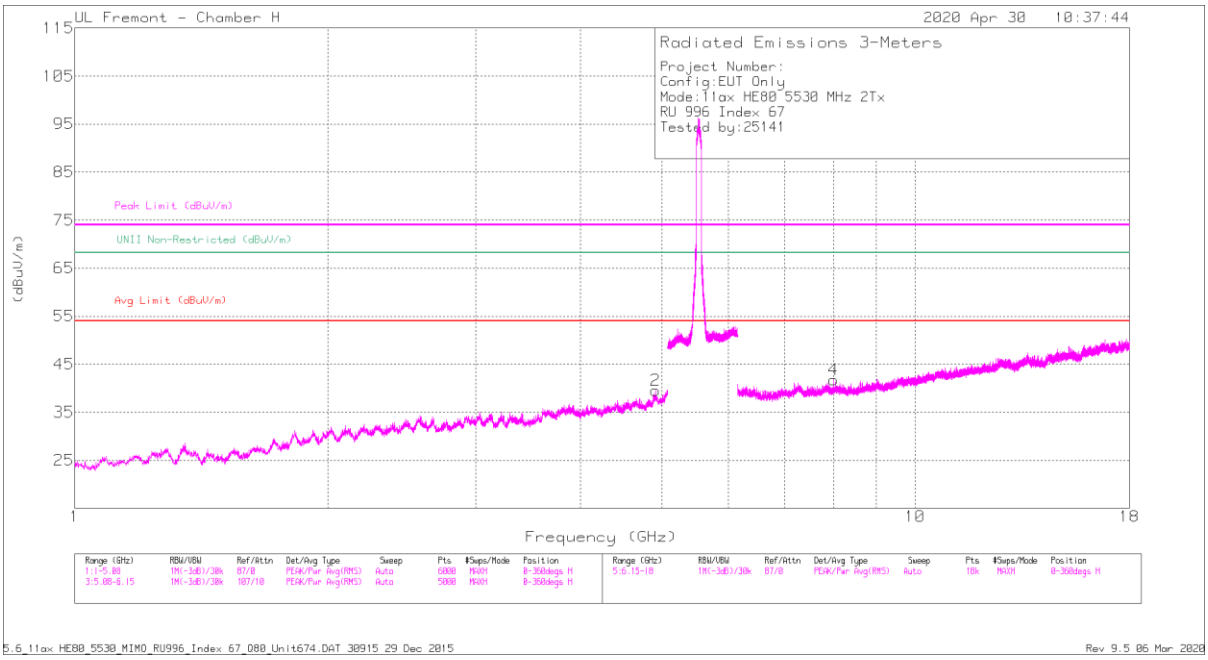

HORIZONTAL

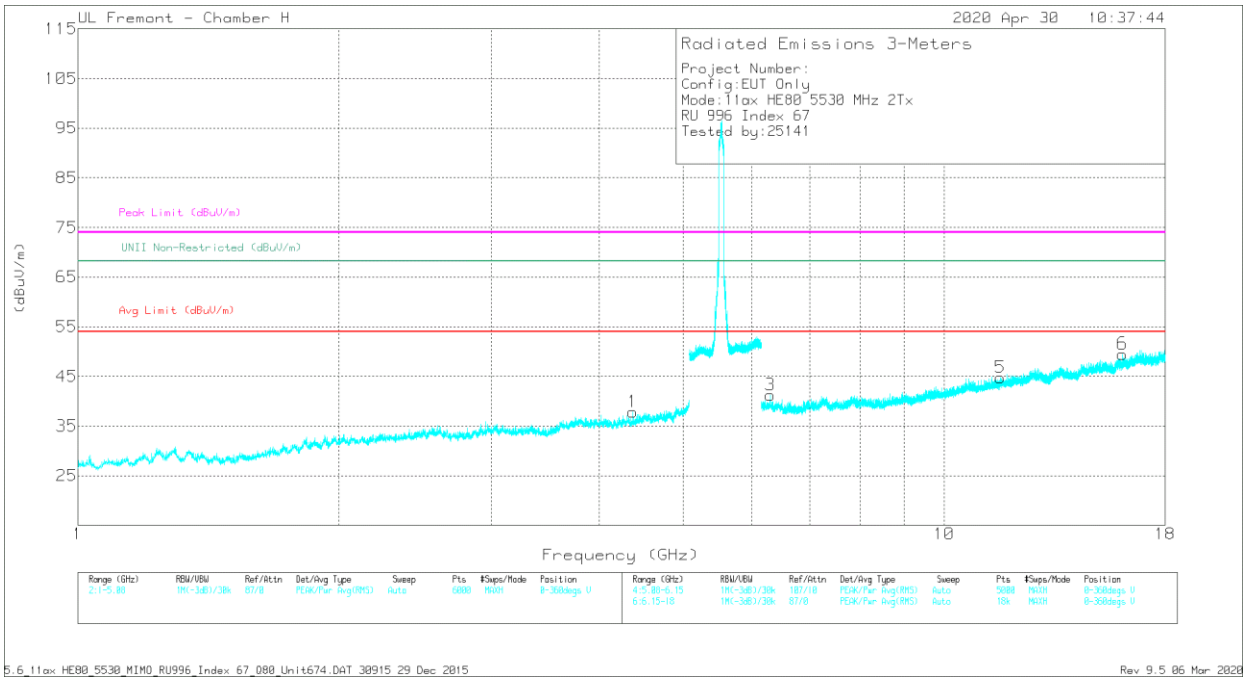

VERTICAL

UL VERIFICATION SERVICES INC.
47173 Benicia Street, Fremont, CA 94538; USA TEL:(510) 319-4000 FAX:(510) 661-0888
This report shall not be reproduced except in full, without the written approval of UL Verification Services Inc.

RADIATED EMISSIONS

Marker	Frequency (GHz)	Meter Reading (dBuV)	Det	AF T863 (dB/m)	Amp/Cbl/Fltr/Pad (dB)	DC Corr (dB)	Corrected Reading (dBuV/m)	Avg Limit (dBuV/m)	Margin (dB)	Peak Limit (dBuV/m)	PK Margin (dB)	UNII Non-Restricted (dBuV/m)	PK Margin (dB)	Azimuth (Degs)	Height (cm)	Polarity
2	* 4.91195	41.44	PK-U	34.1	-30.4	0	45.14	-	-	74	-28.86	-	-	11	244	H
	* 4.914	30.24	ADR	34.1	-30.4	0.1	34.04	54	-19.96	-	-	-	-	11	244	H
1	* 4.36694	41.89	PK-U	33.7	-31.3	0	44.29	-	-	74	-29.71	-	-	290	217	V
	* 4.36661	30.19	ADR	33.7	-31.3	0.1	32.69	54	-21.31	-	-	-	-	290	217	V
5	* 11.6180	36.33	PK-U	38.4	-23.5	0	51.23	-	-	74	-22.77	-	-	263	351	V
	* 11.6185	24.83	ADR	38.4	-23.5	0.1	39.83	54	-14.17	-	-	-	-	263	351	V
6	* 16.0724	36.92	PK-U	41.7	-23.1	0	55.52	-	-	74	-18.48	-	-	313	355	V
	* 16.0712	25.17	ADR	41.7	-23.1	0.1	43.87	54	-10.13	-	-	-	-	313	355	V
3	6.30003	40	PK-U	35.7	-28.4	0	47.3	-	-	-	-	68.2	-20.9	174	158	V
4	8.00683	38.63	PK-U	36.1	-27	0	47.73	-	-	-	-	68.2	-20.47	309	388	H

* - indicates frequency in CFR47 Pt 15 / IC RSS-Restricted Band
PK-U - U-NII: Maximum Peak
ADR - U-NII AD primary method, RMS average

UL VERIFICATION SERVICES INC.
47173 Benicia Street, Fremont, CA 94538; USA TEL:(510) 319-4000 FAX:(510) 661-0888
This report shall not be reproduced except in full, without the written approval of UL Verification Services Inc.

HIGH CHANNEL RESULTS

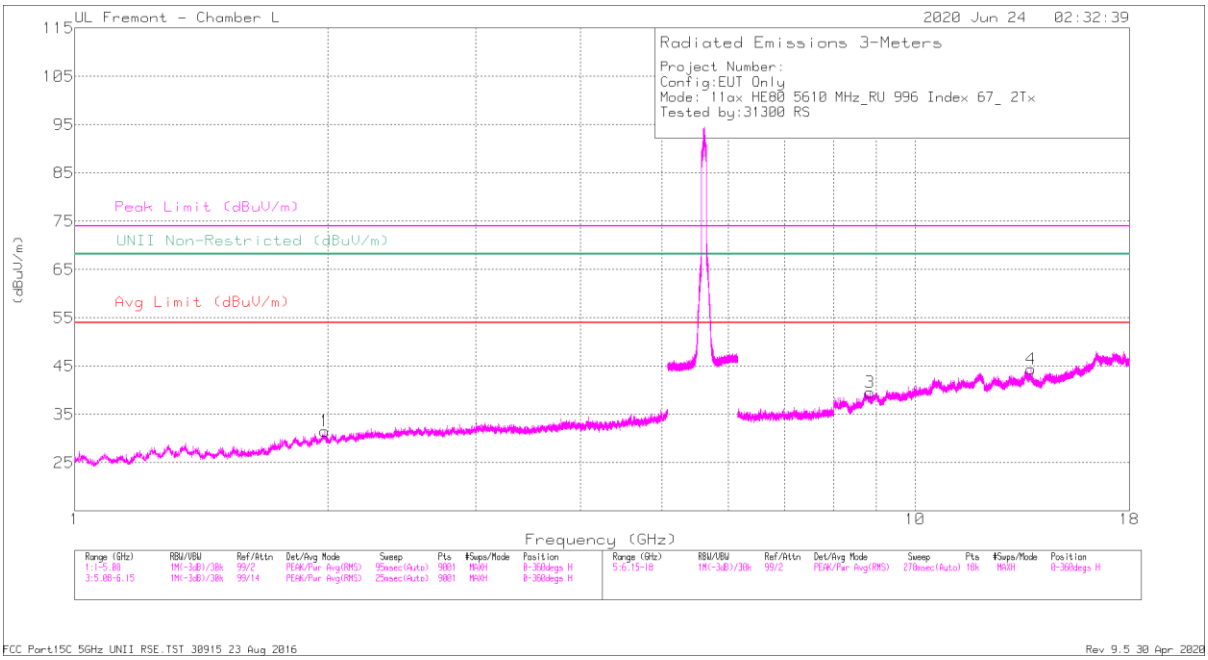

HORIZONTAL

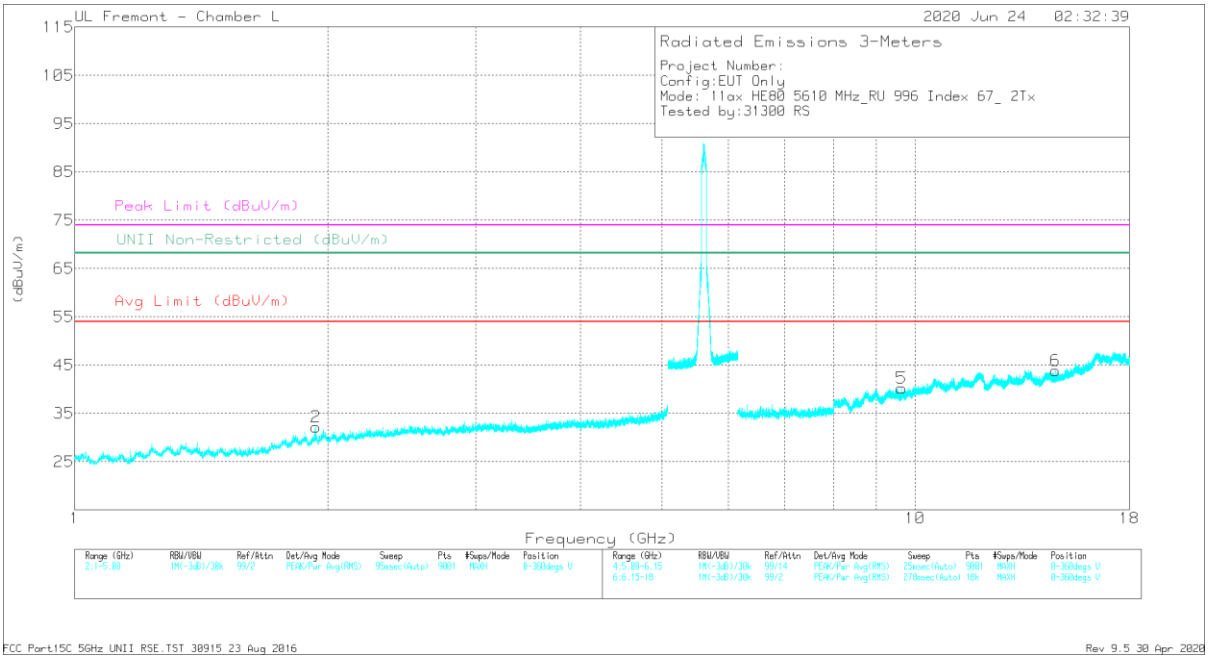

VERTICAL

UL VERIFICATION SERVICES INC.
47173 Benicia Street, Fremont, CA 94538; USA TEL:(510) 319-4000 FAX:(510) 661-0888
This report shall not be reproduced except in full, without the written approval of UL Verification Services Inc.

RADIATED EMISSIONS

Marker	Frequency (GHz)	Meter Reading (dBuV)	Det	AF 344 (dB/m)	Amp/Cbl/Fltr/Pad (dB)	Corrected Reading (dBuV/m)	UNII Non-Restricted (dBuV/m)	PK Margin (dB)	Azimuth (Degs)	Height (cm)	Polarity
1	1.98461	38.98	PK-U	31	-31.4	38.58	68.2	-29.62	360	101	H
2	1.93461	39.75	PK-U	30.6	-32	38.35	68.2	-29.85	253	101	V
3	8.84274	31.61	PK-U	36.1	-21.8	45.91	68.2	-22.29	215	200	H
4	13.7373	30.37	PK-U	38.7	-18.3	50.77	68.2	-17.43	239	200	H
5	9.64222	29.98	PK-U	36.8	-20.6	46.18	68.2	-22.02	198	150	V
6	14.6982	29.46	PK-U	39.9	-19.1	50.26	68.2	-17.94	153	150	V

PK-U - U-NII: Maximum Peak

UL VERIFICATION SERVICES INC.
47173 Benicia Street, Fremont, CA 94538; USA TEL:(510) 319-4000 FAX:(510) 661-0888
This report shall not be reproduced except in full, without the written approval of UL Verification Services Inc.

CHANNEL 138 RESULTS

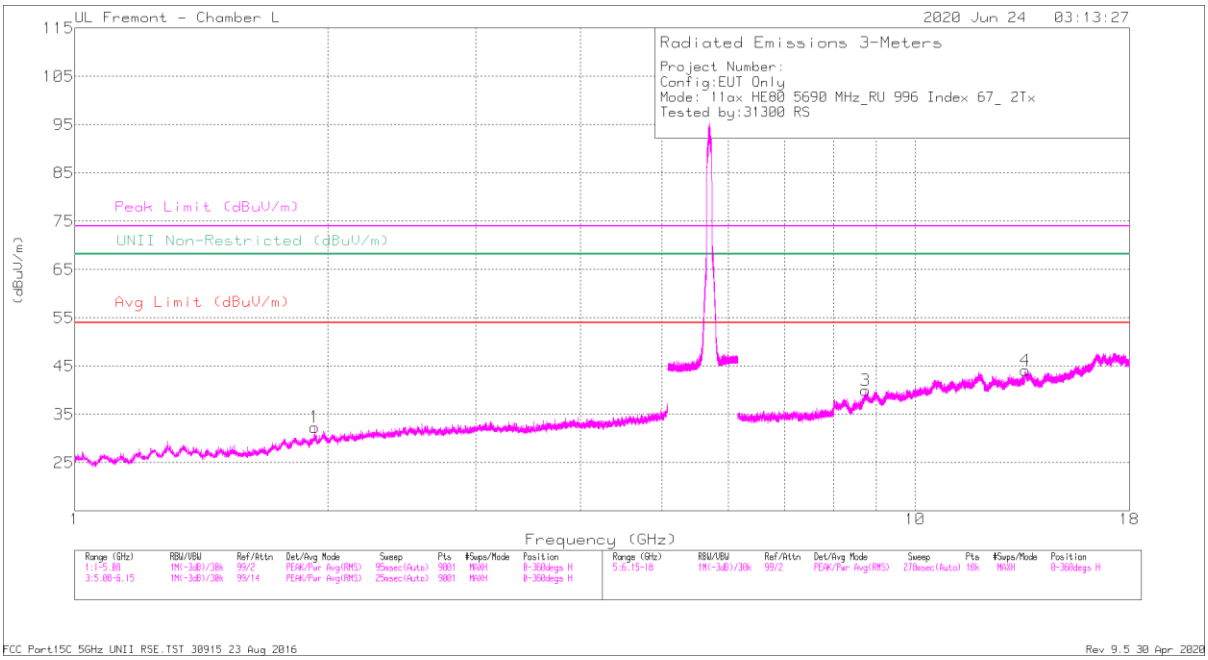

HORIZONTAL

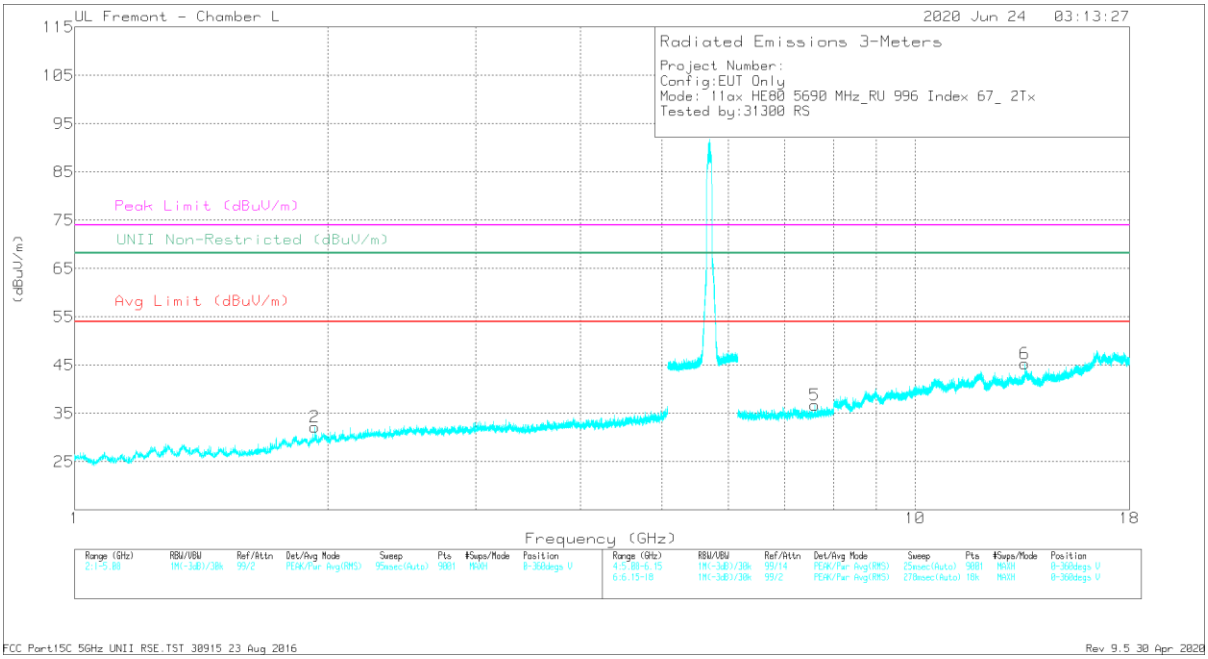

VERTICAL

UL VERIFICATION SERVICES INC.
47173 Benicia Street, Fremont, CA 94538; USA TEL:(510) 319-4000 FAX:(510) 661-0888
This report shall not be reproduced except in full, without the written approval of UL Verification Services Inc.

RADIATED EMISSIONS

Marker	Frequency (GHz)	Meter Reading (dBuV)	Det	AF 344 (dB/m)	Amp/Cbl/Fltr/Pad (dB)	DC Corr (dB)	Corrected Reading (dBuV/m)	Avg Limit (dBuV/m)	Margin (dB)	Peak Limit (dBuV/m)	PK Margin (dB)	UNII Non-Restricted (dBuV/m)	PK Margin (dB)	Azimuth (Degs)	Height (cm)	Polarity
1	1.93253	42.93	PK-U	30.6	-32	0	41.53	-	-	-	-	68.2	-26.67	303	200	H
2	1.92747	41.56	PK-U	30.6	-32.1	0	40.06	-	-	-	-	68.2	-28.14	314	101	V
3	8.731	30.38	PK-U	36	-20.6	0	45.78	-	-	-	-	68.2	-22.42	290	101	H
4	13.52769	31.58	PK-U	38.8	-19.4	0	50.98	-	-	-	-	68.2	-17.22	273	101	H
6	13.50992	31.95	PK-U	39	-19.3	0	51.65	-	-	-	-	68.2	-16.55	205	101	V
5	* 7.60505	29.55	PK-U	35.7	-23.2	0	42.05	-	-	74	-31.95	-	-	97	101	V
	* 7.60614	19.58	ADR	35.7	-23.2	0.1	32.18	54	-21.82	-	-	-	-	97	101	V

* - indicates frequency in CFR47 Pt 15 / IC RSS-Restricted Band
PK-U - U-NII: Maximum Peak
ADR - U-NII AD primary method, RMS average

UL VERIFICATION SERVICES INC.
47173 Benicia Street, Fremont, CA 94538; USA TEL:(510) 319-4000 FAX:(510) 661-0888
This report shall not be reproduced except in full, without the written approval of UL Verification Services Inc.

2TX ANTENNA 6 + ANTENNA 5 OFDMA MODE – 26 Tones, RU Index 0

BANDEDGE (LOW CHANNEL)

HORIZONTAL RESULT

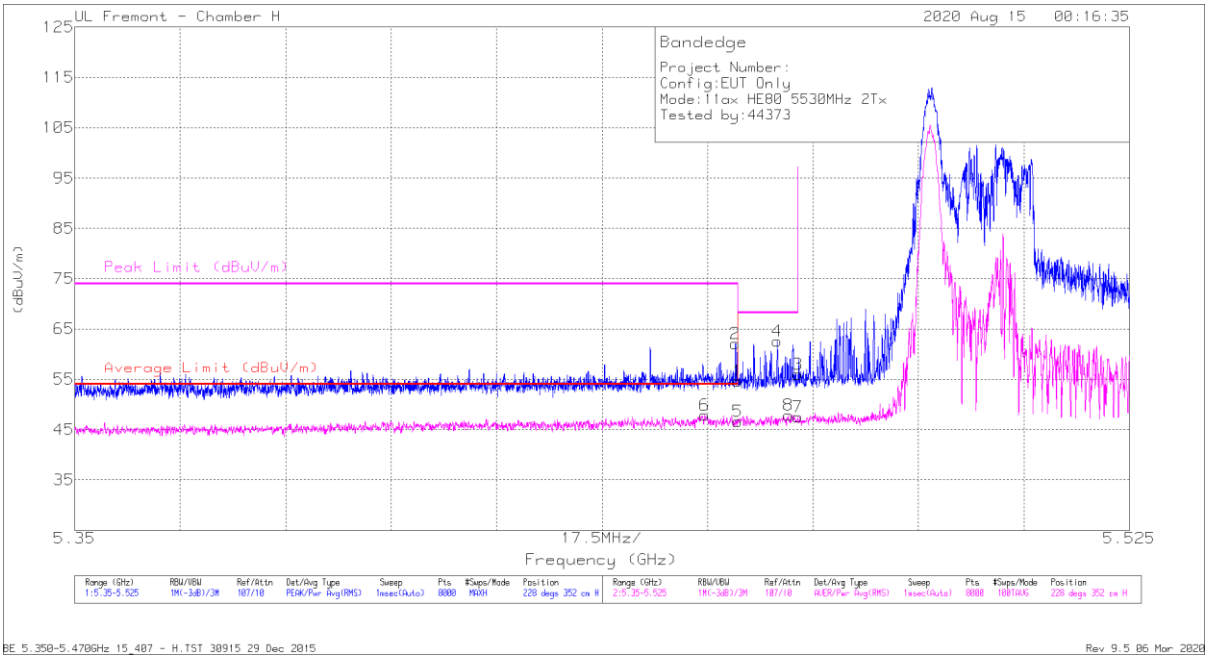

Marker	Frequency (GHz)	Meter Reading (dBuV)	Det	AF T863 (dB/m)	Amp/Cbl/Fltr/Pad (dB)	DC Corr (dB)	Corrected Reading (dBuV/m)	Average Limit (dBuV/m)	Margin (dB)	Peak Limit (dBuV/m)	PK Margin (dB)	Azimuth (Degs)	Height (cm)	Polarity
1	* 5.45998	40.29	Pk	35.2	-20.9	0	54.59	-	-	74	-19.41	228	352	H
2	* 5.45963	47.8	Pk	35.2	-20.9	0	62.1	-	-	74	-11.9	228	352	H
5	* 5.45998	32.37	RMS	35.2	-20.9	.1	46.77	54	-7.33	-	-	228	352	H
6	* 5.45451	33.64	RMS	35.2	-20.9	.1	48.04	54	-6.06	-	-	228	352	H
4	5.46657	48.29	Pk	35.2	-20.9	0	62.59	-	-	68.2	-5.61	228	352	H
8	5.46843	33.54	RMS	35.3	-20.9	.1	48.04	-	-	-	-	228	352	H
3	5.46998	41.7	Pk	35.3	-21	0	56	-	-	68.2	-12.2	228	352	H
7	5.46998	33.2	RMS	35.3	-21	.1	47.60	-	-	-	-	228	352	H

* - indicates frequency in CFR47 Pt 15 / IC RSS-Restricted Band
Pk - Peak detector
RMS - RMS detection

UL VERIFICATION SERVICES INC.
47173 Benicia Street, Fremont, CA 94538; USA TEL:(510) 319-4000 FAX:(510) 661-0888
This report shall not be reproduced except in full, without the written approval of UL Verification Services Inc.

VERTICAL RESULT

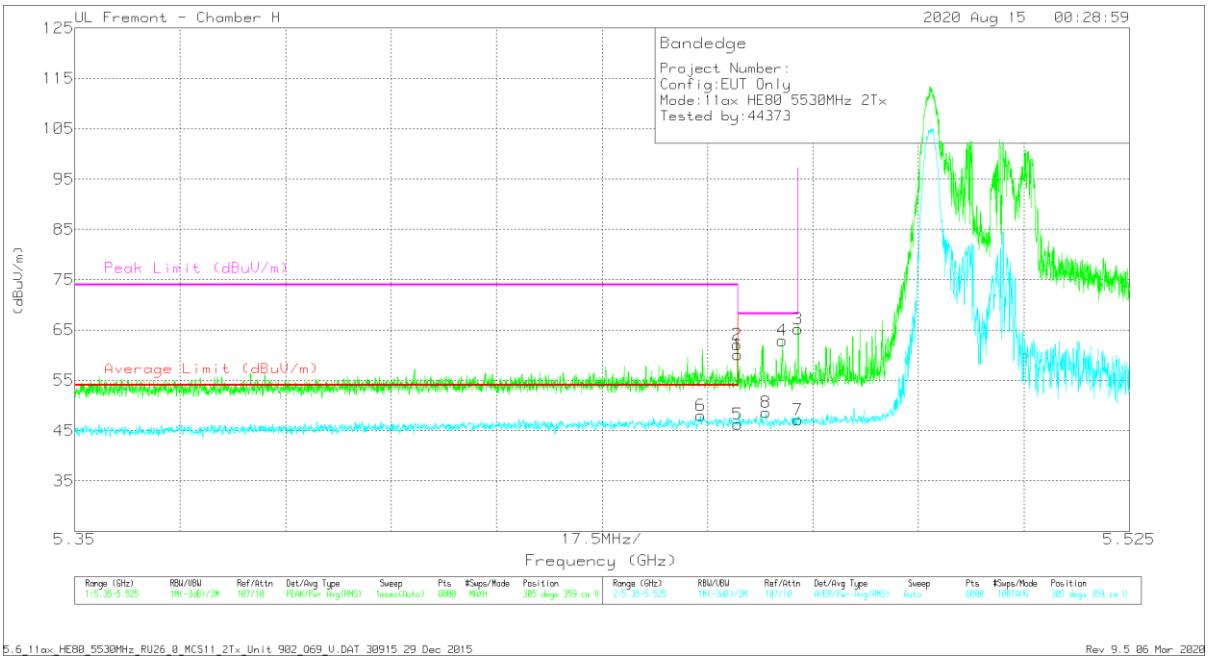

Marker	Frequency (GHz)	Meter Reading (dBuV)	Det	AF T863 (dB/m)	Amp/Cbl/Fltr/Pad (dB)	DC Corr (dB)	Corrected Reading (dBuV/m)	Average Limit (dBuV/m)	Margin (dB)	Peak Limit (dBuV/m)	PK Margin (dB)	Azimuth (Degs)	Height (cm)	Polarity
1	* 5.45998	45.75	Pk	35.2	-20.9	0	60.05	-	-	74	-13.95	305	359	V
2	* 5.45994	47.78	Pk	35.2	-20.9	0	62.08	-	-	74	-11.92	305	359	V
5	* 5.45998	31.92	RMS	35.2	-20.9	.1	46.32	54	-7.68	-	-	305	359	V
6	* 5.45383	33.7	RMS	35.2	-20.9	.1	48.1	54	-5.90	-	-	305	359	V
8	5.46471	34.34	RMS	35.2	-20.9	.1	48.74	-	-	-	-	305	359	V
4	5.4674	48.51	Pk	35.3	-20.9	0	62.91	-	-	68.2	-5.29	305	359	V
3	5.46998	50.91	Pk	35.3	-21	0	65.21	-	-	68.2	-2.99	305	359	V
7	5.46998	32.83	RMS	35.3	-21	.1	47.23	-	-	-	-	305	359	V

* - indicates frequency in CFR47 Pt 15 / IC RSS-Restricted Band
Pk - Peak detector
RMS - RMS detection

UL VERIFICATION SERVICES INC.
47173 Benicia Street, Fremont, CA 94538; USA TEL:(510) 319-4000 FAX:(510) 661-0888
This report shall not be reproduced except in full, without the written approval of UL Verification Services Inc.

2TX ANTENNA 6 + ANTENNA 5 OFDMA MODE – 26 Tones, RU Index 36

HARMONICS AND SPURIOUS EMISSIONS

LOW CHANNEL RESULTS

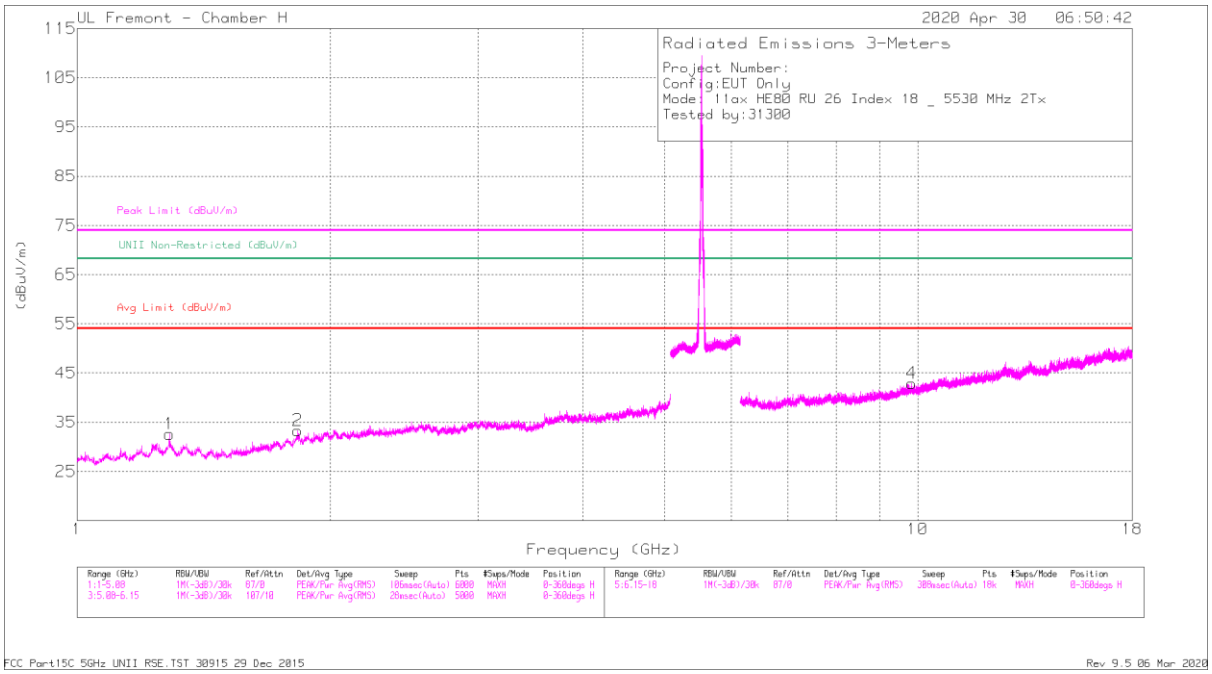

HORIZONTAL

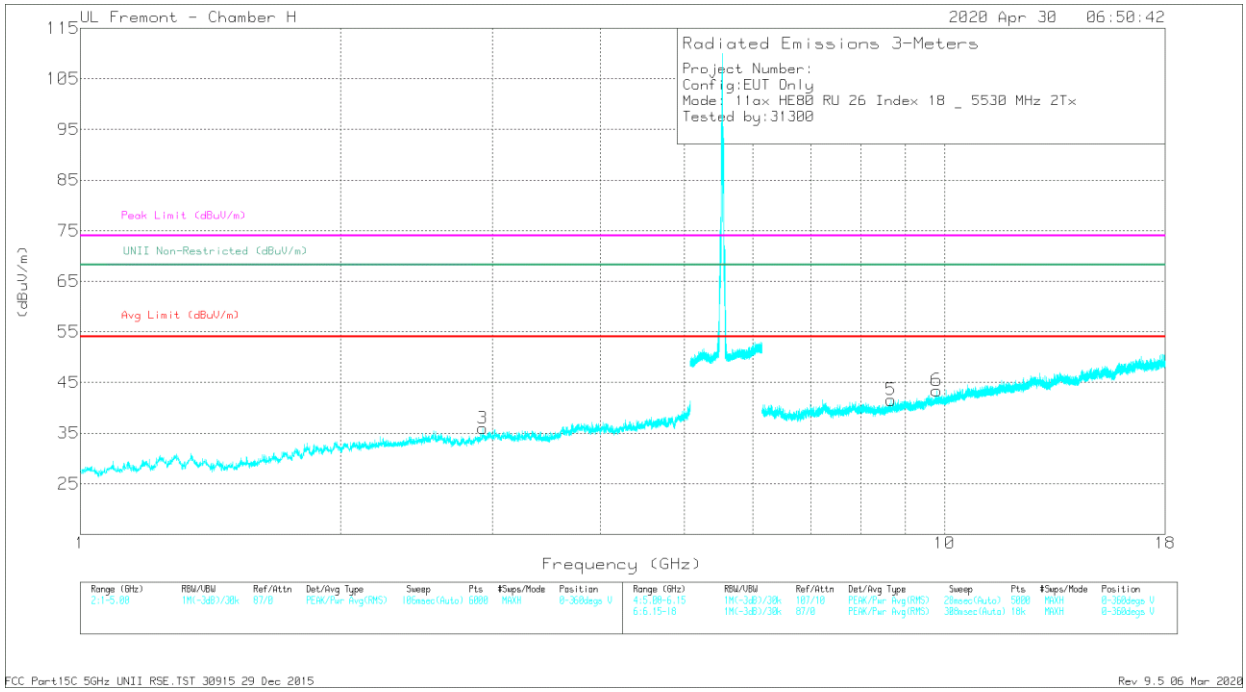

VERTICAL

UL VERIFICATION SERVICES INC.
47173 Benicia Street, Fremont, CA 94538; USA TEL:(510) 319-4000 FAX:(510) 661-0888
This report shall not be reproduced except in full, without the written approval of UL Verification Services Inc.

UL VERIFICATION SERVICES INC.
47173 Benicia Street, Fremont, CA 94538; USA TEL:(510) 319-4000 FAX:(510) 661-0888
This report shall not be reproduced except in full, without the written approval of UL Verification Services Inc.

RADIATED EMISSIONS

Marker	Frequency (GHz)	Meter Reading (dBuV)	Det	AF T863 (dB/m)	Amp/Cbl/Fltr/Pad (dB)	DC Corr (dB)	Corrected Reading (dBuV/m)	Avg Limit (dBuV/m)	Margin (dB)	Peak Limit (dBuV/m)	PK Margin (dB)	UNII Non-Restricted (dBuV/m)	PK Margin (dB)	Azimuth (Degs)	Height (cm)	Polarity
1	* 1.28814	43.58	PK-U	29.2	-35.1	0	37.68	-	-	74	-36.32	-	-	11	200	H
	* 1.28784	31.8	ADR	29.2	-35.1	0.1	26	54	-28	-	-	-	-	11	200	H
2	1.83097	43.71	PK-U	30.8	-34.5	0	40.01	-	-	-	-	68.2	-28.19	360	200	H
3	2.92383	41.08	PK-U	32.6	-32.1	0	41.58	-	-	-	-	68.2	-26.62	330	200	V
5	8.67578	37.5	PK-U	36.1	-26.6	0	47	-	-	-	-	68.2	-21.2	272	200	V
6	9.79321	37.46	PK-U	36.9	-25.1	0	49.26	-	-	-	-	68.2	-18.94	215	101	V
4	9.83288	36.64	PK-U	36.9	-24.4	0	49.14	-	-	-	-	68.2	-19.06	305	101	H

* - indicates frequency in CFR47 Pt 15 / IC RSS-Restricted Band
PK-U - U-NII: Maximum Peak
ADR - U-NII AD primary method, RMS average

UL VERIFICATION SERVICES INC.
47173 Benicia Street, Fremont, CA 94538; USA TEL:(510) 319-4000 FAX:(510) 661-0888
This report shall not be reproduced except in full, without the written approval of UL Verification Services Inc.

HIGH CHANNEL RESULTS

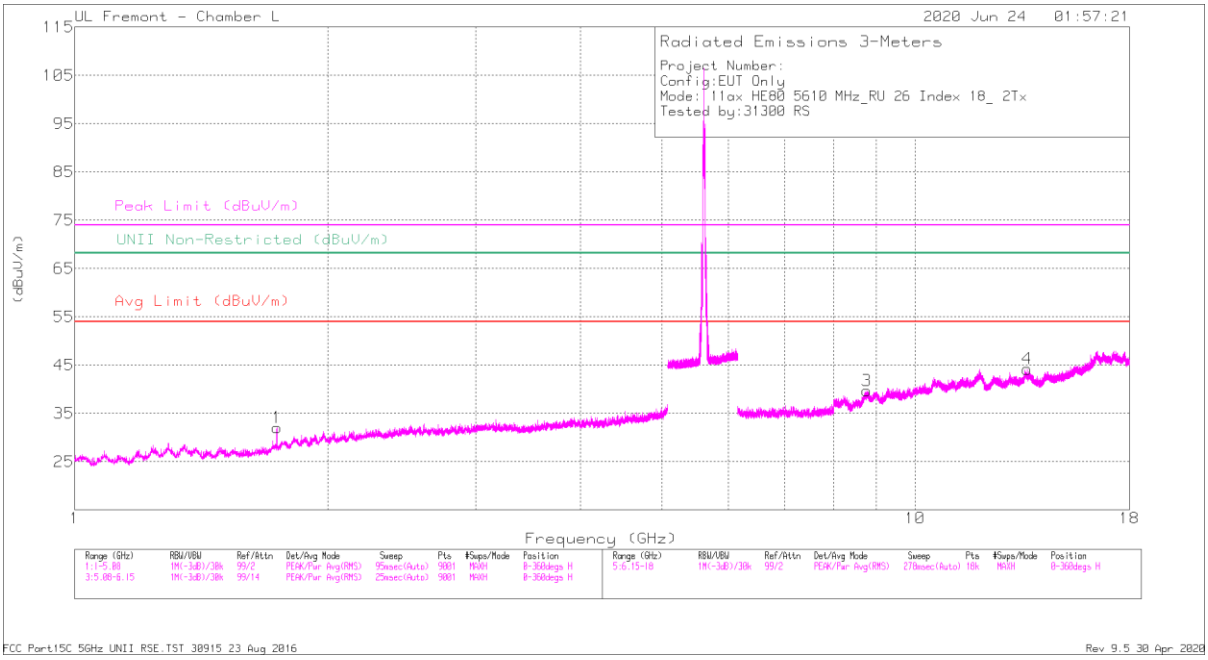

HORIZONTAL

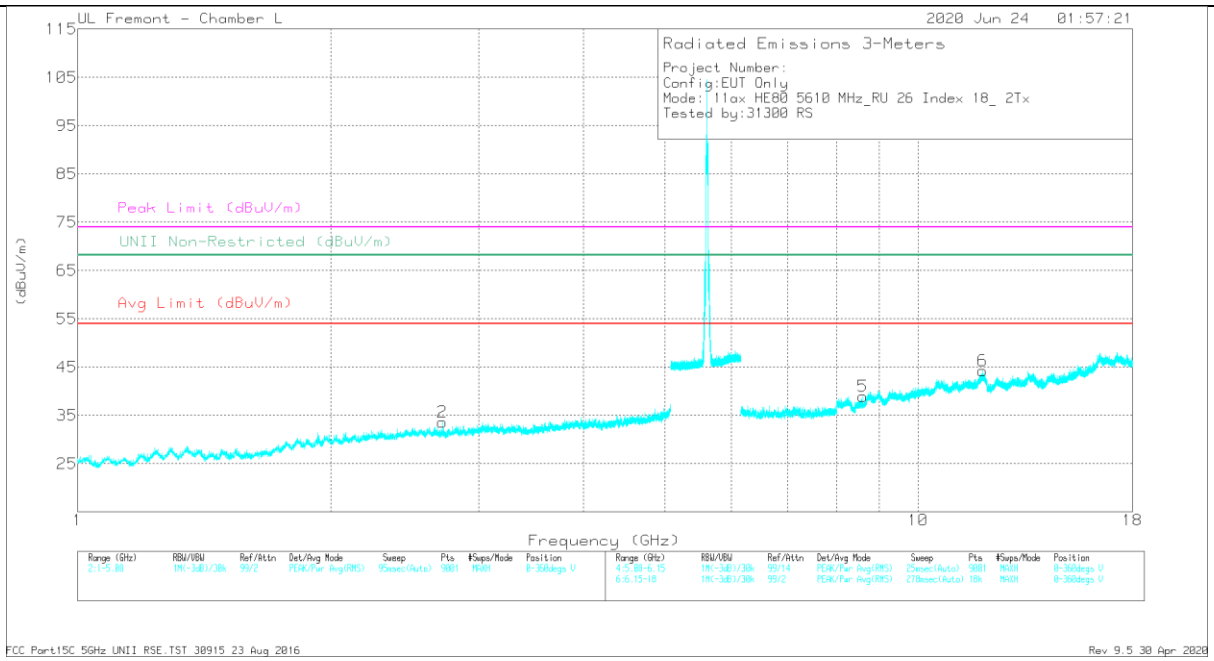

VERTICAL

UL VERIFICATION SERVICES INC.
47173 Benicia Street, Fremont, CA 94538; USA TEL:(510) 319-4000 FAX:(510) 661-0888
This report shall not be reproduced except in full, without the written approval of UL Verification Services Inc.

RADIATED EMISSIONS

Marker	Frequency (GHz)	Meter Reading (dBuV)	Det	AF 344 (dB/m)	Amp/Cbl/Fltr/Pad (dB)	DC Corr (dB)	Corrected Reading (dBuV/m)	Avg Limit (dBuV/m)	Margin (dB)	Peak Limit (dBuV/m)	PK Margin (dB)	UNII Non-Restricted (dBuV/m)	PK Margin (dB)	Azimuth (Degs)	Height (cm)	Polarity
1	1.73818	41.1	PK-U	29.2	-32.4	0	37.9	-	-	74	-36.1	-	-	223	169	H
2	* 2.71928	38.46	PK-U	32.2	-30.5	0	40.16	-	-	74	-33.84	-	-	200	200	V
	* 2.71649	28.69	ADR	32.2	-30.5	0.1	30.49	54	-23.51	-	-	-	-	200	200	V
3	8.76584	30.92	PK-U	36.1	-20.5	0	46.52	-	-	-	-	68.2	-21.68	103	200	H
4	13.59235	31.09	PK-U	38.8	-19.4	0	50.49	-	-	-	-	68.2	-17.71	86	126	H
5	8.59884	31.83	PK-U	35.9	-22.3	0	45.43	-	-	-	-	68.2	-22.77	121	188	V
6	* 11.9369	31.68	PK-U	38.7	-19.5	0	50.88	-	-	74	-23.12	-	-	153	201	V

* - indicates frequency in CFR47 Pt 15 / IC RSS-Restricted Band
PK-U - U-NII: Maximum Peak
ADR - U-NII AD primary method, RMS average

UL VERIFICATION SERVICES INC.
47173 Benicia Street, Fremont, CA 94538; USA TEL:(510) 319-4000 FAX:(510) 661-0888
This report shall not be reproduced except in full, without the written approval of UL Verification Services Inc.

CHANNEL 138 RESULTS

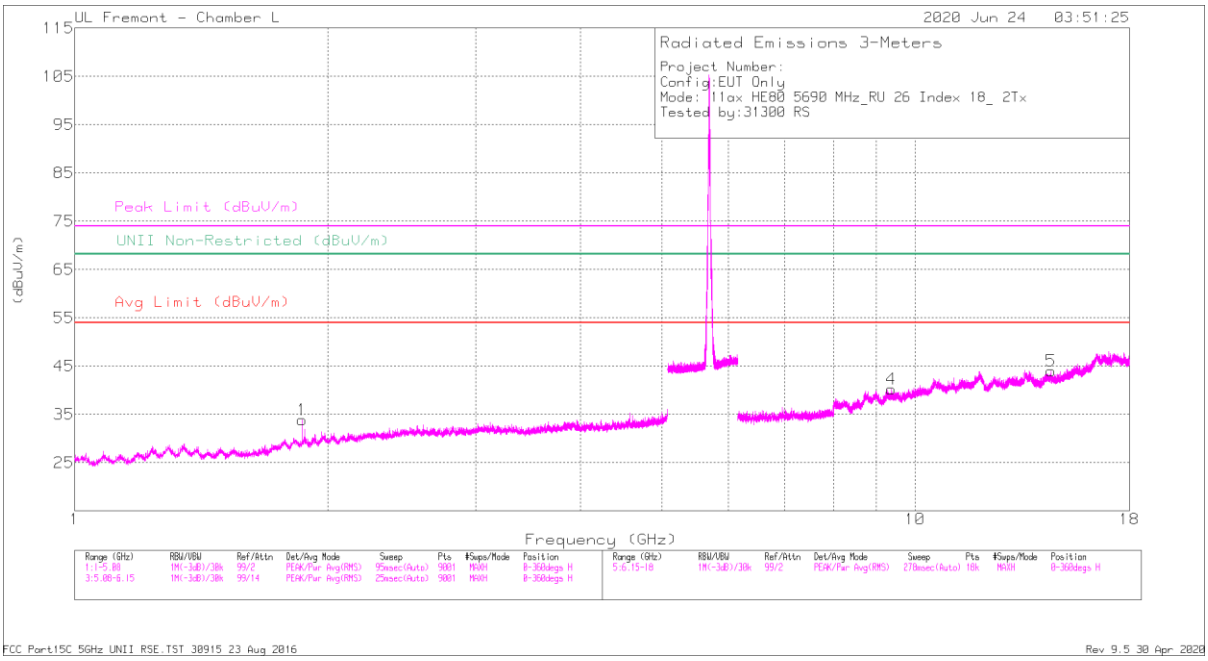

HORIZONTAL

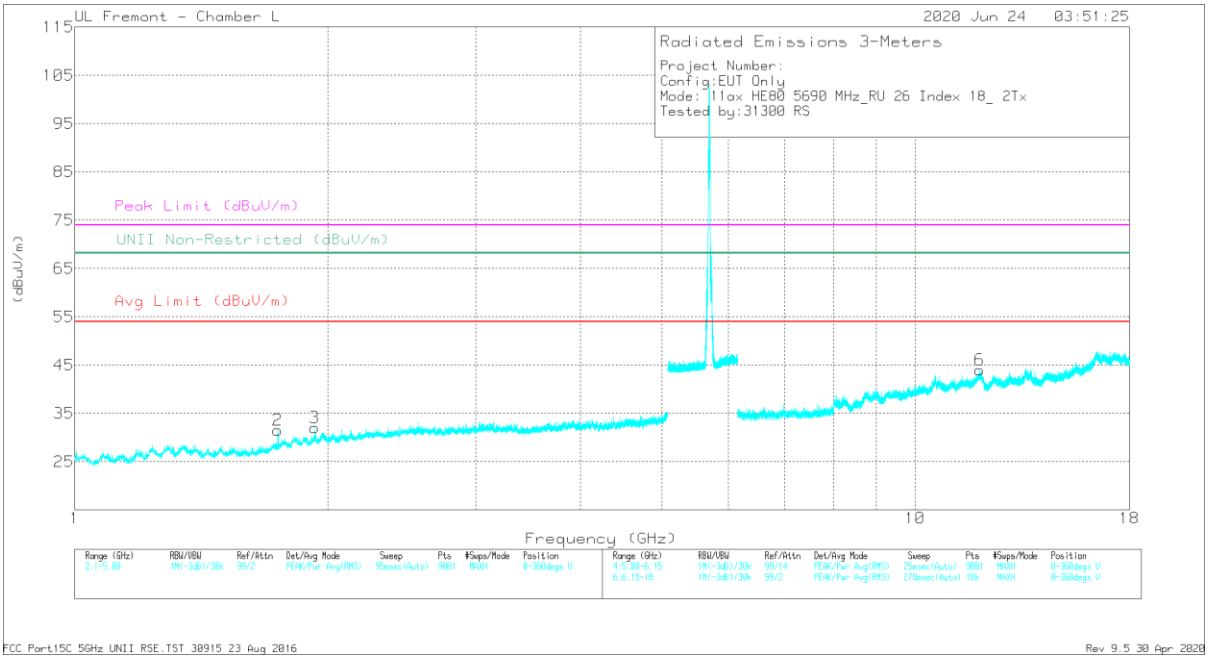

VERTICAL

UL VERIFICATION SERVICES INC.
47173 Benicia Street, Fremont, CA 94538; USA TEL:(510) 319-4000 FAX:(510) 661-0888
This report shall not be reproduced except in full, without the written approval of UL Verification Services Inc.

RADIATED EMISSIONS

Marker	Frequency (GHz)	Meter Reading (dBuV)	Det	AF 344 (dB/m)	Amp/Cbl/Fltr/Pad (dB)	DC Corr (dB)	Corrected Reading (dBuV/m)	Avg Limit (dBuV/m)	Margin (dB)	Peak Limit (dBuV/m)	PK Margin (dB)	UNII Non-Restricted (dBuV/m)	PK Margin (dB)	Azimuth (Degs)	Height (cm)	Polarity
1	1.86447	40.97	PK-U	30.6	-32.2	0	39.37	-	-	-	-	68.2	-28.83	41	101	H
2	1.74611	40.86	PK-U	28.7	-32.7	0	36.86	-	-	74	-37.14	-	-	273	200	V
3	1.93141	41.2	PK-U	30.6	-32	0	39.8	-	-	-	-	68.2	-28.4	243	200	V
	14.5222	29.89	PK-U	39.7	-19.8	0	49.79	-	-	-	-	68.2	-18.41	303	200	H
4	* 9.3768	32.38	PK-U	36.5	-21.2	0	47.68	-	-	74	-26.32	-	-	268	200	H
	* 9.3743	21.17	ADR	36.5	-21.2	0.1	36.57	54	-17.43	-	-	-	-	268	200	H
5	* 11.935	31.77	PK-U	38.7	-19.5	0	50.97	-	-	74	-23.03	-	-	88	200	V
	* 11.933	20.71	ADR	38.6	-19.5	0.1	39.91	54	-14.09	-	-	-	-	88	200	V

* - indicates frequency in CFR47 Pt 15 / IC RSS-Restricted Band
PK-U - U-NII: Maximum Peak
ADR - U-NII AD primary method, RMS average

UL VERIFICATION SERVICES INC.
47173 Benicia Street, Fremont, CA 94538; USA TEL:(510) 319-4000 FAX:(510) 661-0888
This report shall not be reproduced except in full, without the written approval of UL Verification Services Inc.

1.1.19. TX ABOVE 1 GHz 802.11n HT20 MODE IN THE 5.8 GHz BAND

ANTENNA 6

BANDEDGE (LOW CHANNEL)

HORIZONTAL RESULT

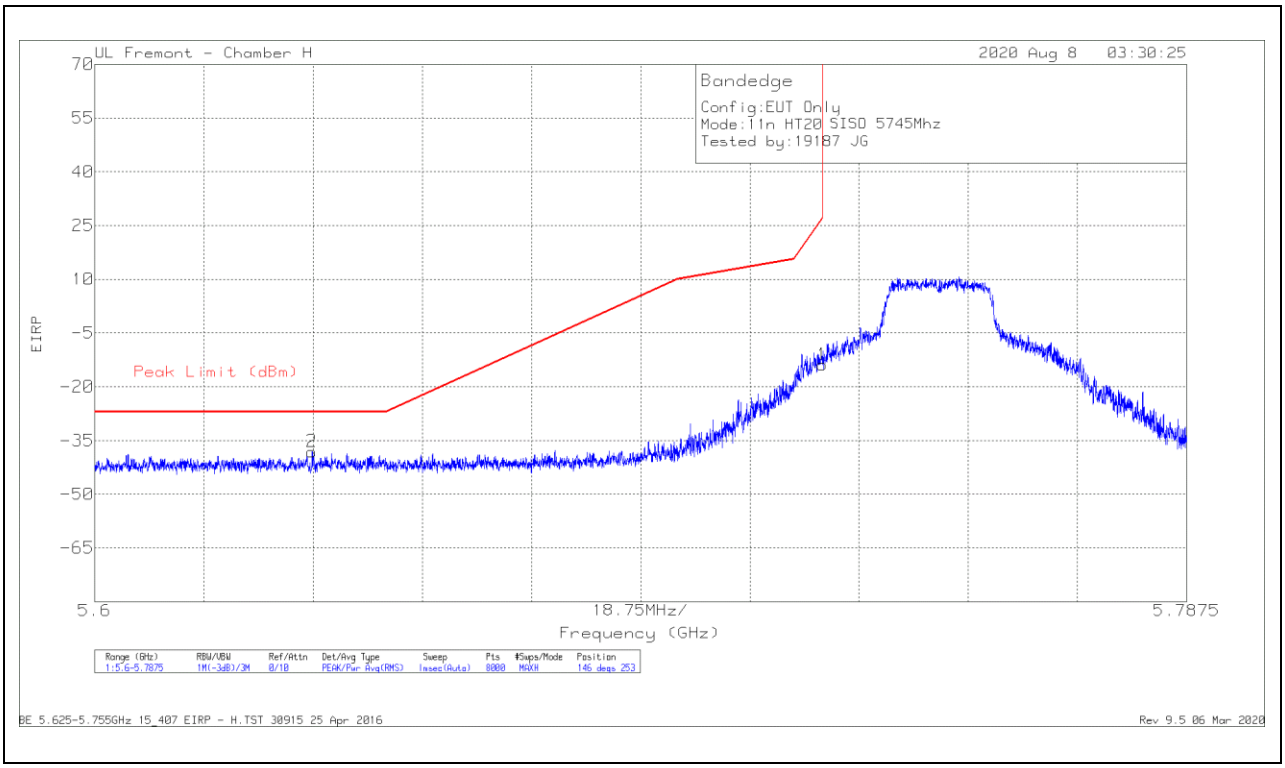

Marker	Frequency (GHz)	Meter Reading (dBm)	Det	AF T863 (dB/m)	Amp/Cbl/Fltr/Pad (dB)	Conversion Factor (dB)	Corrected Reading EIRP	Peak Limit (dBm)	PK Margin (dB)	Azimuth (Degs)	Height (cm)	Polarity
2	5.63732	-64.01	Pk	35.1	-21	11.8	-38.11	-27	-11.11	146	253	H
1	5.72498	-39.57	Pk	35	-21.1	11.8	-13.87	26.96	-40.83	146	253	H

Pk - Peak detector

UL VERIFICATION SERVICES INC.
47173 Benicia Street, Fremont, CA 94538; USA TEL:(510) 319-4000 FAX:(510) 661-0888
This report shall not be reproduced except in full, without the written approval of UL Verification Services Inc.

VERTICAL RESULT

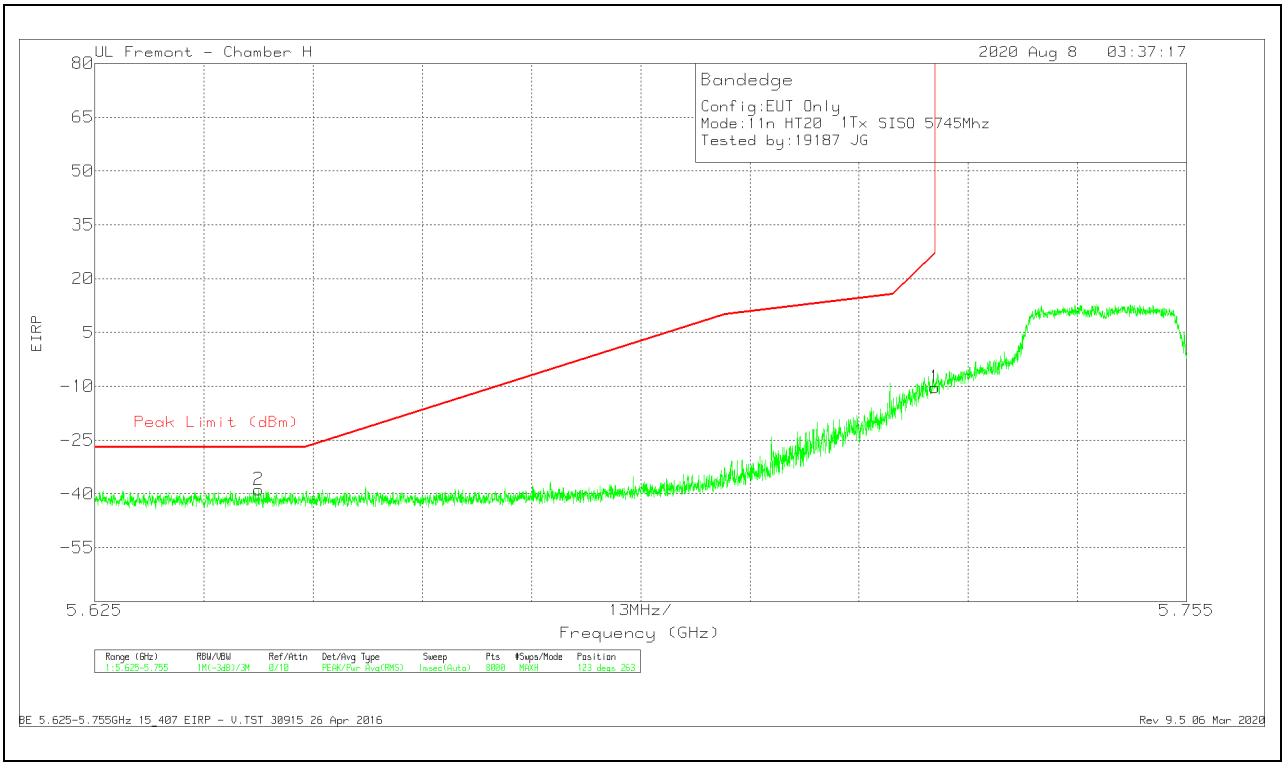

Marker	Frequency (GHz)	Meter Reading (dBm)	Det	AF T863 (dB/m)	Amp/Cbl/Fltr/Pad (dB)	Conversion Factor (dB)	Corrected Reading EIRP	Peak Limit (dBm)	PK Margin (dB)	Azimuth (Degs)	Height (cm)	Polarity
2	5.64449	-64.68	Pk	35.2	-21.1	11.8	-38.78	-27	-11.78	123	263	V
1	5.725	-35.98	Pk	35	-21.1	11.8	-10.28	27	-37.28	123	263	V

Pk - Peak detector

UL VERIFICATION SERVICES INC.
47173 Benicia Street, Fremont, CA 94538; USA TEL:(510) 319-4000 FAX:(510) 661-0888
This report shall not be reproduced except in full, without the written approval of UL Verification Services Inc.

BANDEDGE (HIGH CHANNEL)

HORIZONTAL RESULT

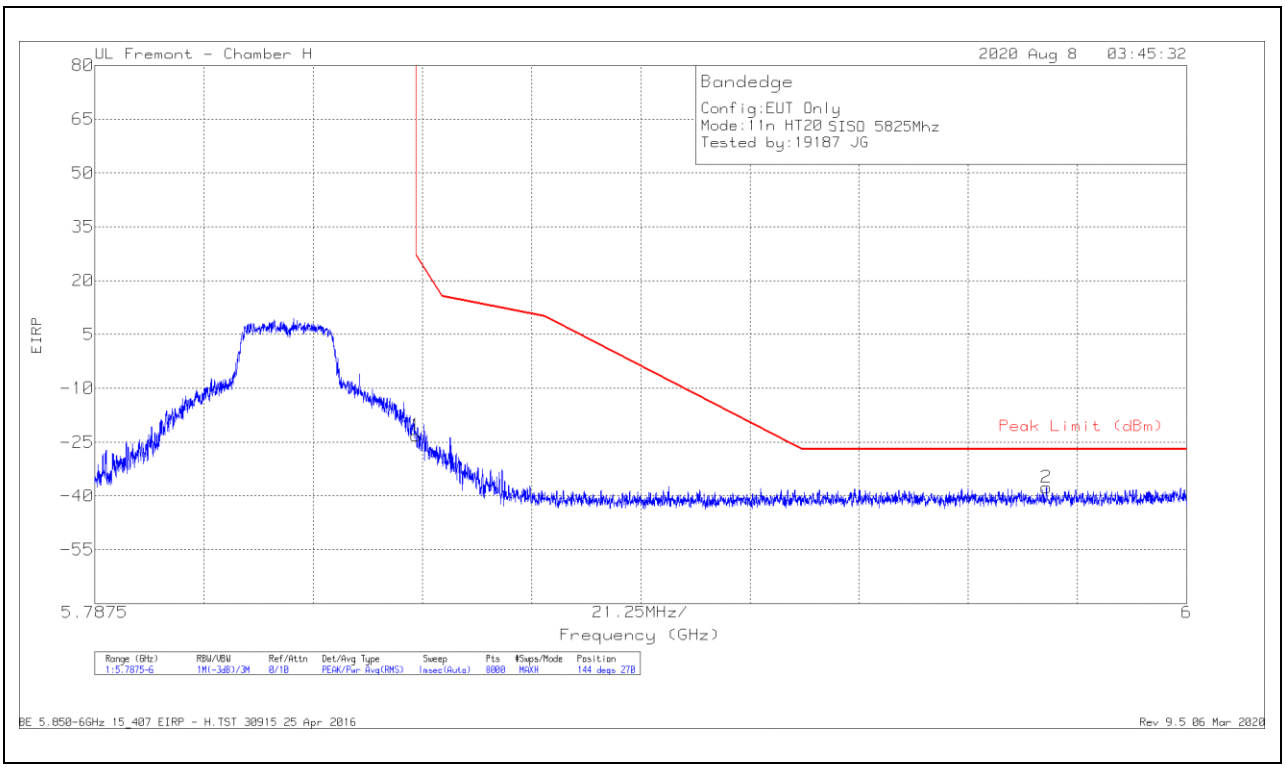

Marker	Frequency (GHz)	Meter Reading (dBm)	Det	AF T863 (dB/m)	Amp/Cbl/Fltr/Pad (dB)	Conversion Factor (dB)	Corrected Reading EIRP	Peak Limit (dBm)	PK Margin (dB)	Azimuth (Degs)	Height (cm)	Polarity
1	5.85001	-49.32	Pk	35	-20.7	11.8	-23.22	26.98	-50.2	144	270	H
2	5.97272	-64.23	Pk	35.2	-20.4	11.8	-37.63	-27	-10.63	144	270	H

Pk - Peak detector

UL VERIFICATION SERVICES INC.
47173 Benicia Street, Fremont, CA 94538; USA TEL:(510) 319-4000 FAX:(510) 661-0888
This report shall not be reproduced except in full, without the written approval of UL Verification Services Inc.

VERTICAL RESULT

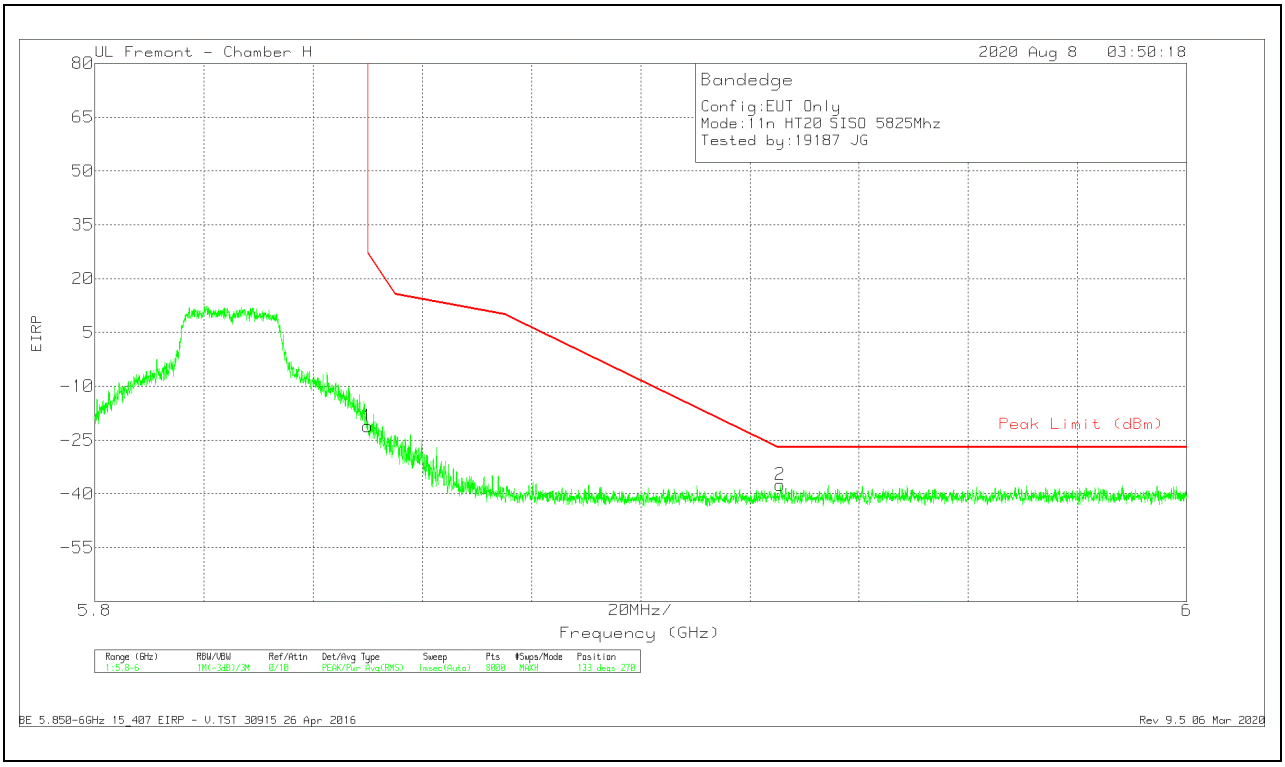

Marker	Frequency (GHz)	Meter Reading (dBm)	Det	AF T863 (dB/m)	Amp/Cbl/Fltr/Pad (dB)	Conversion Factor (dB)	Corrected Reading EIRP	Peak Limit (dBm)	PK Margin (dB)	Azimuth (Degs)	Height (cm)	Polarity
1	5.85001	-47.22	Pk	35	-20.7	11.8	-21.12	26.99	-48.11	133	270	V
2	5.92557	-63.97	Pk	35.1	-20.4	11.8	-37.47	-27	-10.47	133	270	V

Pk - Peak detector

UL VERIFICATION SERVICES INC.
47173 Benicia Street, Fremont, CA 94538; USA TEL:(510) 319-4000 FAX:(510) 661-0888
This report shall not be reproduced except in full, without the written approval of UL Verification Services Inc.

ANTENNA 5

BANDEDGE (LOW CHANNEL)

HORIZONTAL RESULT

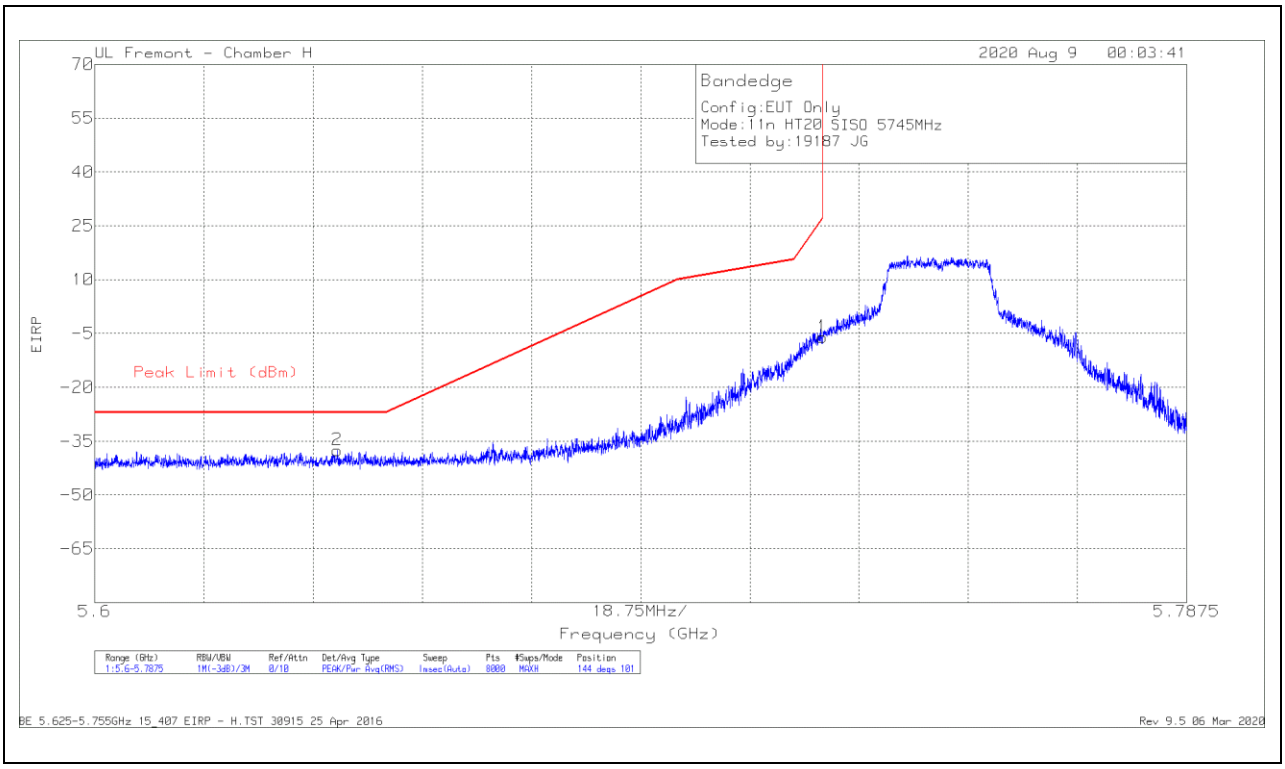

Marker	Frequency (GHz)	Meter Reading (dBm)	Det	AF T863 (dB/m)	Amp/Cbl/Fltr/Pad (dB)	Conversion Factor (dB)	Corrected Reading EIRP	Peak Limit (dBm)	PK Margin (dB)	Azimuth (Degs)	Height (cm)	Polarity
2	5.64165	-63.41	Pk	35.2	-21.1	11.8	-37.51	-27	-10.51	144	101	H
1	5.72498	-31.72	Pk	35	-21.1	11.8	-6.02	26.96	-32.98	144	101	H

Pk - Peak detector

UL VERIFICATION SERVICES INC.
47173 Benicia Street, Fremont, CA 94538; USA TEL:(510) 319-4000 FAX:(510) 661-0888
This report shall not be reproduced except in full, without the written approval of UL Verification Services Inc.

VERTICAL RESULT

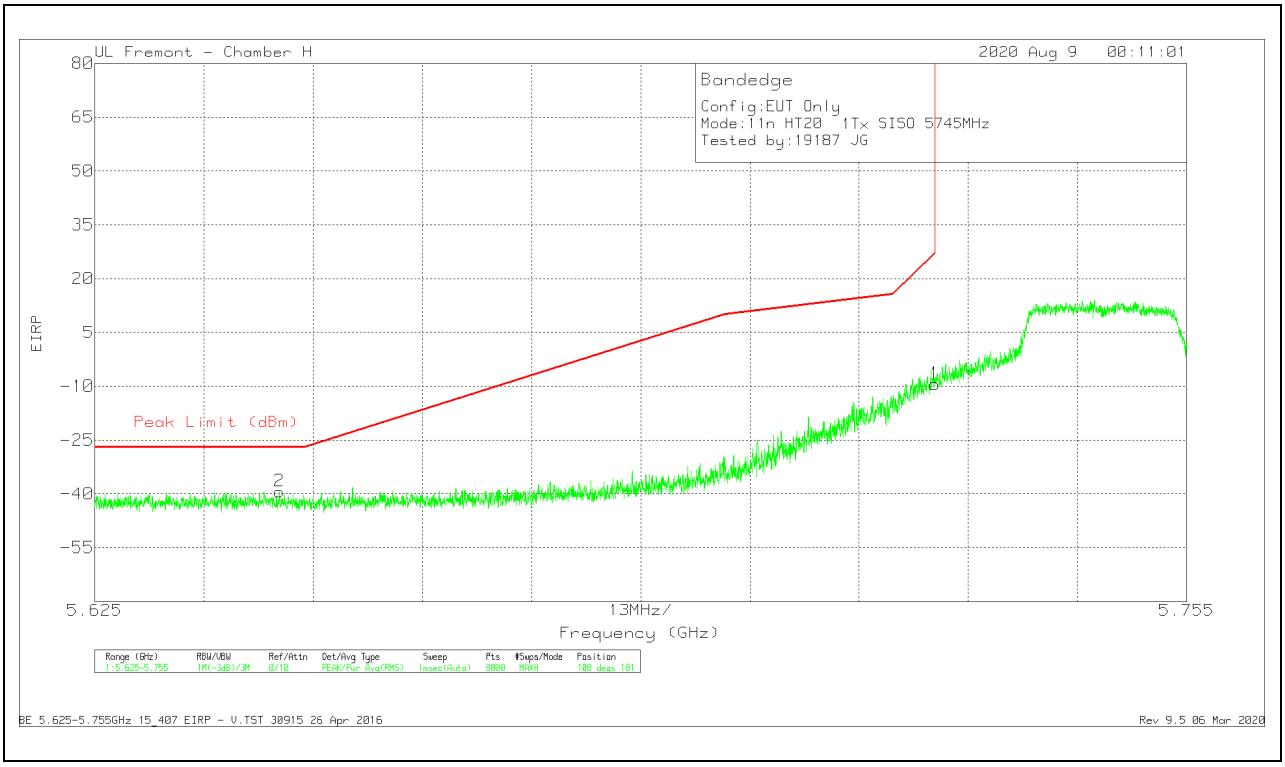

Marker	Frequency (GHz)	Meter Reading (dBm)	Det	AF T863 (dB/m)	Amp/Cbl/Fltr/Pad (dB)	Conversion Factor (dB)	Corrected Reading EIRP	Peak Limit (dBm)	PK Margin (dB)	Azimuth (Degs)	Height (cm)	Polarity
2	5.64699	-65.2	Pk	35.1	-21	11.8	-39.3	-27	-12.3	100	101	V
1	5.725	-35.05	Pk	35	-21.1	11.8	-9.35	27	-36.35	100	101	V

Pk - Peak detector

UL VERIFICATION SERVICES INC.
47173 Benicia Street, Fremont, CA 94538; USA TEL:(510) 319-4000 FAX:(510) 661-0888
This report shall not be reproduced except in full, without the written approval of UL Verification Services Inc.

BANDEDGE (HIGH CHANNEL)

HORIZONTAL RESULT

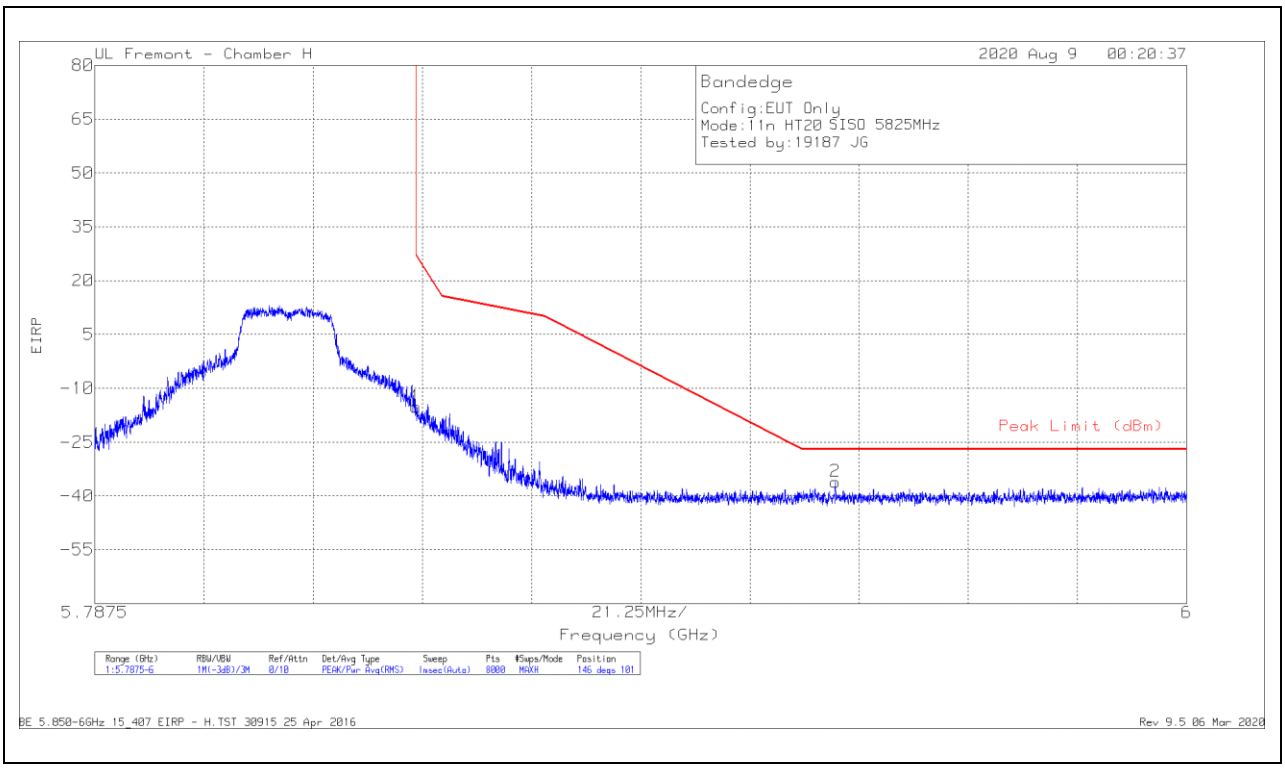

Marker	Frequency (GHz)	Meter Reading (dBm)	Det	AF T863 (dB/m)	Amp/Cbl/Fltr/Pad (dB)	Conversion Factor (dB)	Corrected Reading EIRP	Peak Limit (dBm)	PK Margin (dB)	Azimuth (Degs)	Height (cm)	Polarity
1	5.85001	-41.25	Pk	35	-20.7	11.8	-15.15	26.98	-42.13	146	101	H
2	5.93162	-62.44	Pk	35.1	-20.5	11.8	-36.04	-27	-9.04	146	101	H

Pk - Peak detector

UL VERIFICATION SERVICES INC.
47173 Benicia Street, Fremont, CA 94538; USA TEL:(510) 319-4000 FAX:(510) 661-0888
This report shall not be reproduced except in full, without the written approval of UL Verification Services Inc.

VERTICAL RESULT

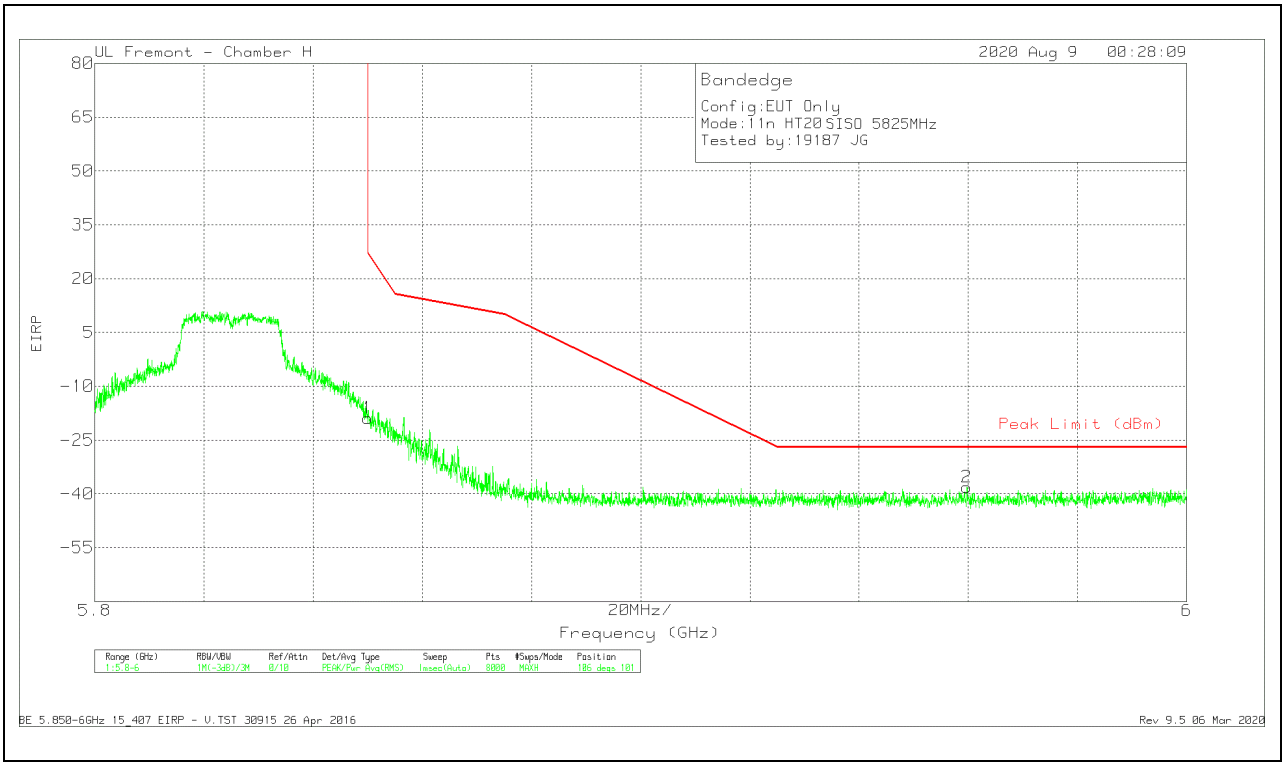

Marker	Frequency (GHz)	Meter Reading (dBm)	Det	AF T863 (dB/m)	Amp/Cbl/Fltr/Pad (dB)	Conversion Factor (dB)	Corrected Reading EIRP	Peak Limit (dBm)	PK Margin (dB)	Azimuth (Degs)	Height (cm)	Polarity
1	5.85001	-45.01	Pk	35	-20.7	11.8	-18.91	26.99	-45.9	106	101	V
2	5.95977	-64.74	Pk	35.1	-20.3	11.8	-38.14	-27	-11.14	106	101	V

Pk - Peak detector

UL VERIFICATION SERVICES INC.
47173 Benicia Street, Fremont, CA 94538; USA TEL:(510) 319-4000 FAX:(510) 661-0888
This report shall not be reproduced except in full, without the written approval of UL Verification Services Inc.

2TX ANTENNA 6 + ANTENNA 5 CDD MODE

BANDEDGE (LOW CHANNEL)

HORIZONTAL RESULT

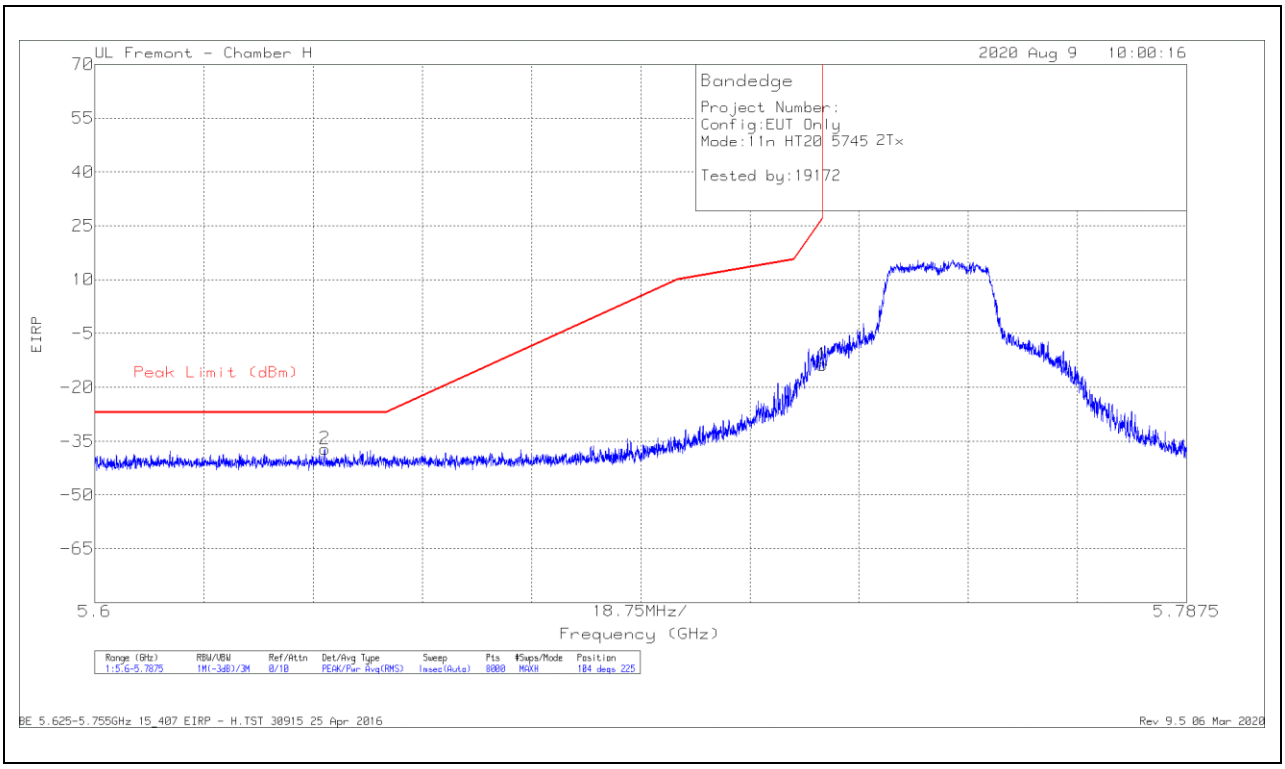

Marker	Frequency (GHz)	Meter Reading (dBm)	Det	AF T863 (dB/m)	Amp/Cbl/Fltr/Pad (dB)	Conversion Factor (dB)	DC Corr (dB)	Corrected Reading EIRP	Peak Limit (dBm)	PK Margin (dB)	Azimuth (Degs)	Height (cm)	Polarity
2	5.6395	-63.19	Pk	35.2	-21	11.8	0	-37.19	-27	-10.19	104	225	H
1	5.72498	-39.42	Pk	35	-21.1	11.8	0	-13.72	26.96	-40.68	104	225	H

Pk - Peak detector

UL VERIFICATION SERVICES INC.
47173 Benicia Street, Fremont, CA 94538; USA TEL:(510) 319-4000 FAX:(510) 661-0888
This report shall not be reproduced except in full, without the written approval of UL Verification Services Inc.

VERTICAL RESULT

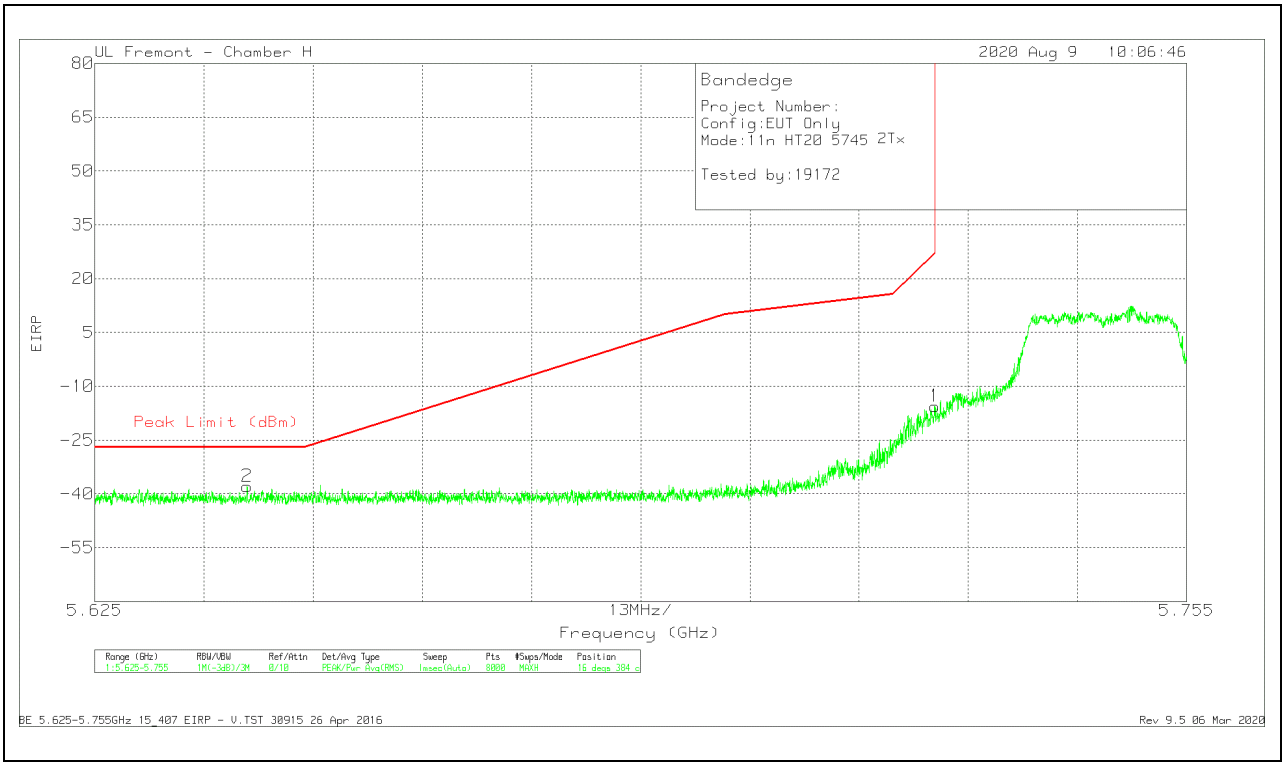

Marker	Frequency (GHz)	Meter Reading (dBm)	Det	AF T863 (dB/m)	Amp/Cbl/Fltr/Pad (dB)	Conversion Factor (dB)	DC Corr (dB)	Corrected Reading EIRP	Peak Limit (dBm)	PK Margin (dB)	Azimuth (Degs)	Height (cm)	Polarity
2	5.64314	-63.79	Pk	35.2	-21.1	11.8	0	-37.89	-27	-10.89	16	384	V
1	5.725	-41.25	Pk	35	-21.1	11.8	0	-15.55	27	-42.55	16	384	V

Pk - Peak detector

UL VERIFICATION SERVICES INC.
47173 Benicia Street, Fremont, CA 94538; USA TEL:(510) 319-4000 FAX:(510) 661-0888
This report shall not be reproduced except in full, without the written approval of UL Verification Services Inc.

BANDEDGE (HIGH CHANNEL)

HORIZONTAL RESULT

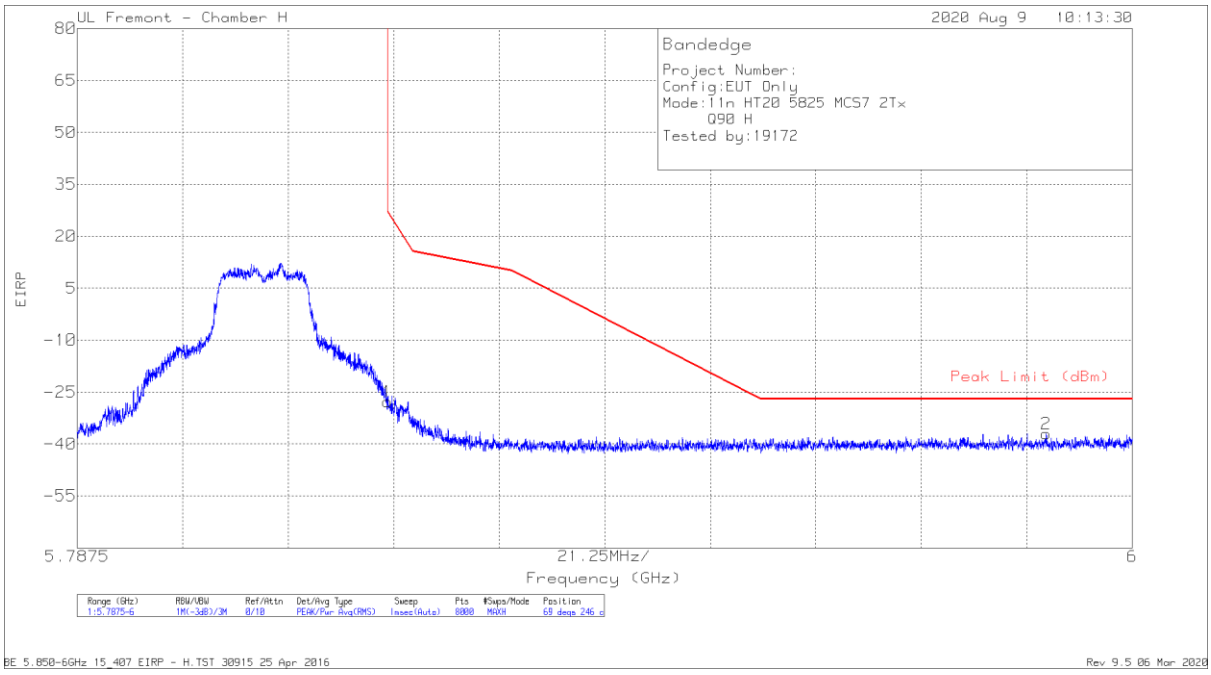

Marker	Frequency (GHz)	Meter Reading (dBm)	Det	AF T863 (dB/m)	Amp/Cbl/Fltr/Pad (dB)	Conversion Factor (dB)	DC Corr (dB)	Corrected Reading EIRP	Peak Limit (dBm)	PK Margin (dB)	Azimuth (Degs)	Height (cm)	Polarity
1	5.85001	-53.92	Pk	35	-20.7	11.8	0	-27.82	26.98	-54.8	69	246	H
2	5.98265	-63.63	Pk	35.2	-20.4	11.8	0	-37.03	-27	-10.03	69	246	H

Pk - Peak detector

UL VERIFICATION SERVICES INC.
47173 Benicia Street, Fremont, CA 94538; USA TEL:(510) 319-4000 FAX:(510) 661-0888
This report shall not be reproduced except in full, without the written approval of UL Verification Services Inc.

VERTICAL RESULT

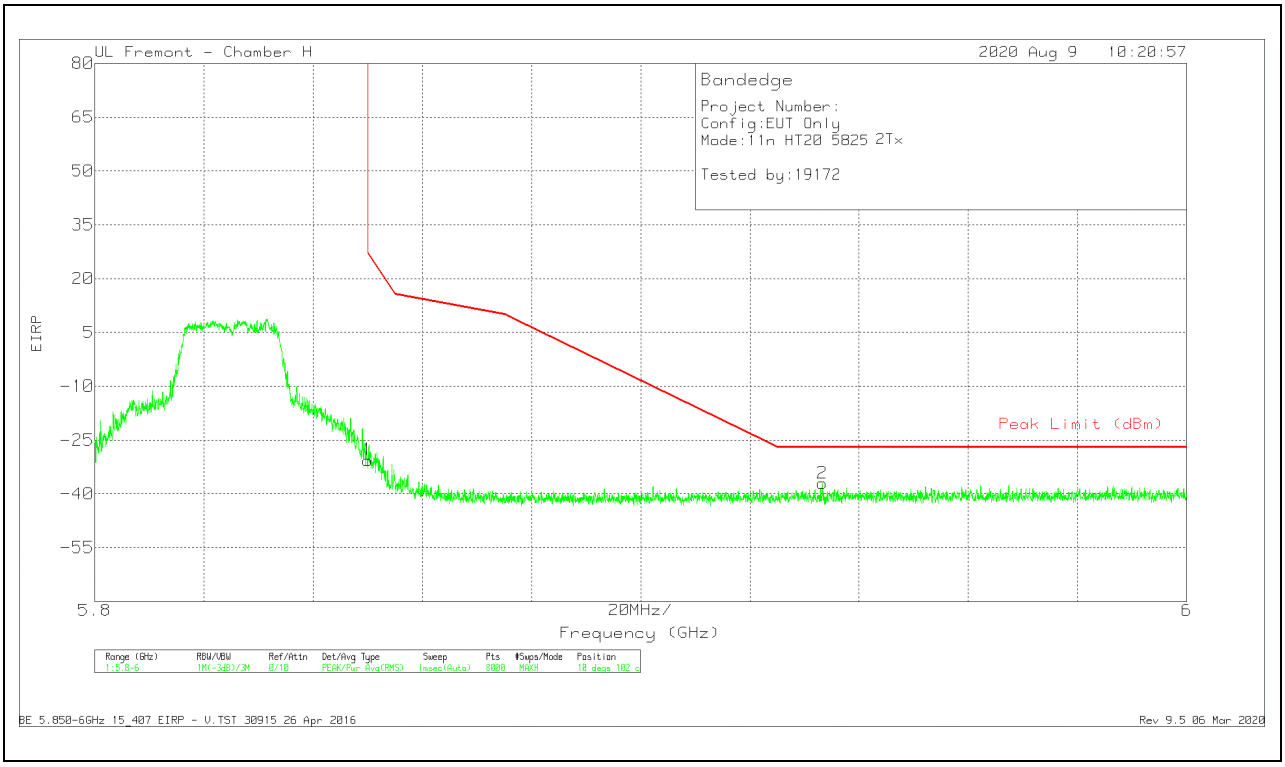

Marker	Frequency (GHz)	Meter Reading (dBm)	Det	AF T863 (dB/m)	Amp/Cbl/Fltr/Pad (dB)	Conversion Factor (dB)	DC Corr (dB)	Corrected Reading EIRP	Peak Limit (dBm)	PK Margin (dB)	Azimuth (Degs)	Height (cm)	Polarity
1	5.85001	-56.7	Pk	35	-20.7	11.8	0	-30.6	26.99	-57.59	10	102	V
2	5.93329	-63.47	Pk	35.1	-20.5	11.8	0	-37.07	-27	-10.07	10	102	V

Pk - Peak detector

UL VERIFICATION SERVICES INC.
47173 Benicia Street, Fremont, CA 94538; USA TEL:(510) 319-4000 FAX:(510) 661-0888
This report shall not be reproduced except in full, without the written approval of UL Verification Services Inc.

HARMONICS AND SPURIOUS EMISSIONS

LOW CHANNEL RESULTS

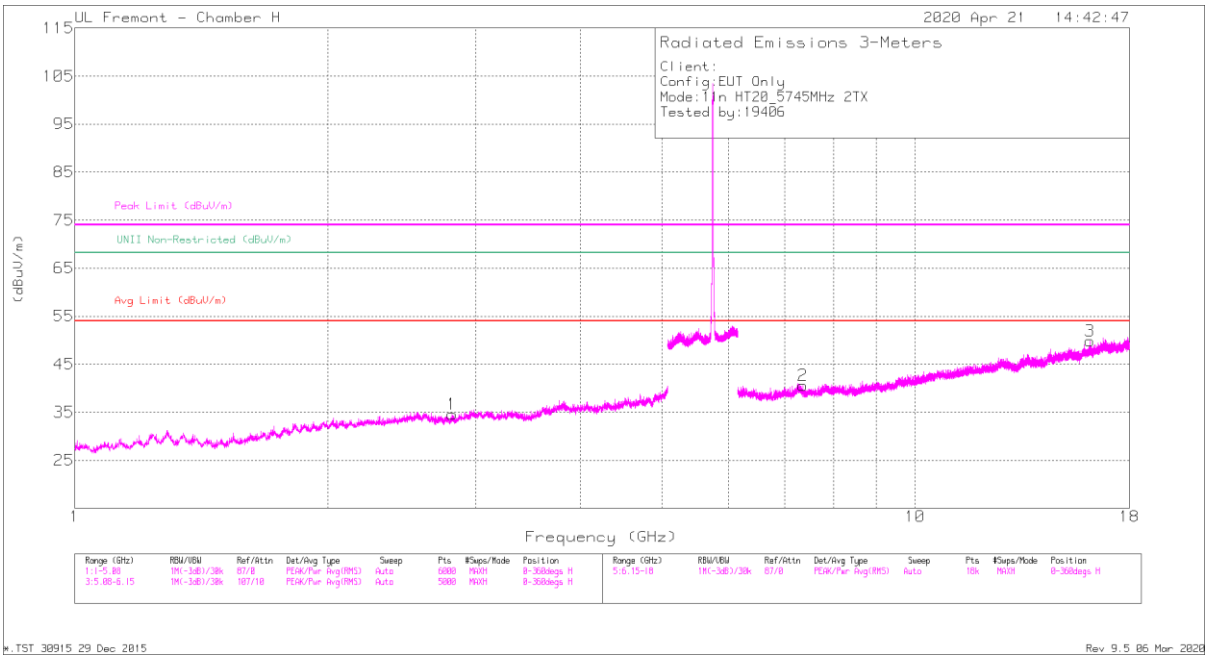

HORIZONTAL

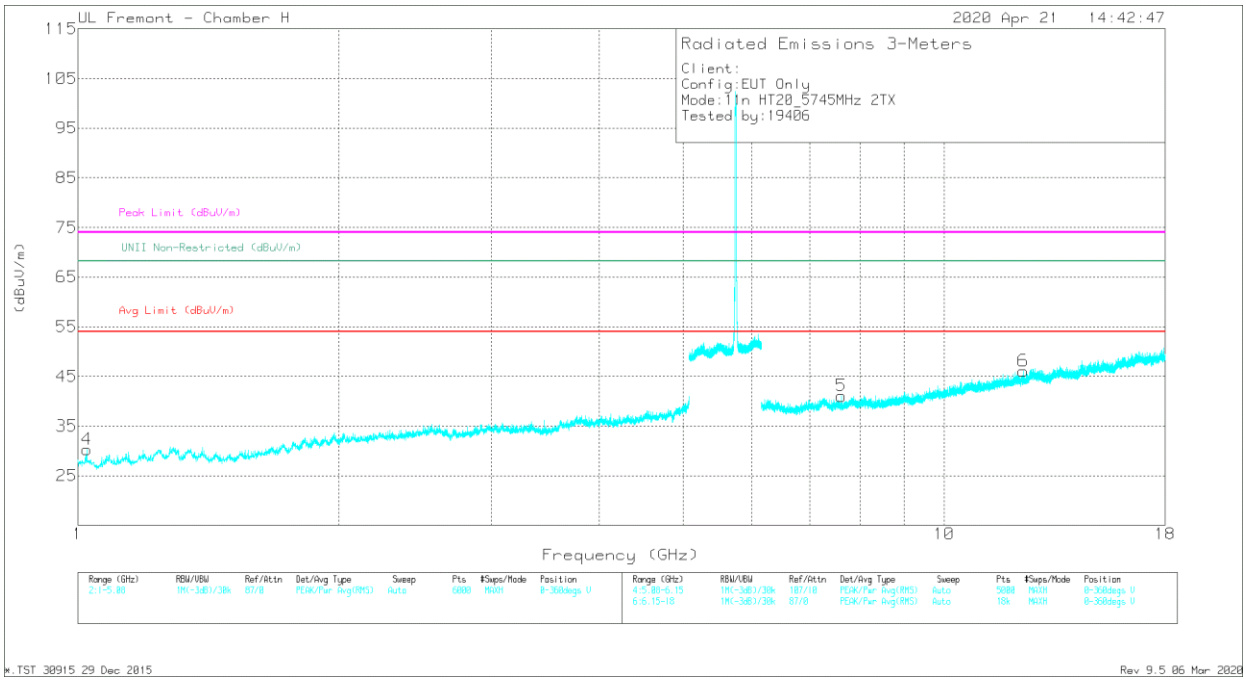

VERTICAL

UL VERIFICATION SERVICES INC.
47173 Benicia Street, Fremont, CA 94538; USA TEL:(510) 319-4000 FAX:(510) 661-0888
This report shall not be reproduced except in full, without the written approval of UL Verification Services Inc.

RADIATED EMISSIONS

Marker1	Frequency (GHz)	Meter Reading (dBuV)	Det	AF T863 (dB/m)	Amp/Cbl/Fltr/Pad (dB)	DC Corr (dB)	Corrected Reading (dBuV/m)	Avg Limit (dBuV/m)	Margin (dB)	Peak Limit (dBuV/m)	PK Margin (dB)	UNII Non-Restricted (dBuV/m)	PK Margin (dB)	Azimuth (Degs)	Height (cm)	Polarity
1	* 2.81226	42.77	PK-U	32.4	-33.7	0	41.47	-	-	74	-32.53	-	-	76	175	H
	* 2.81451	31.6	ADR	32.4	-33.7	0.58	30.88	54	-23.12	-	-	-	-	76	175	H
4	* 1.02438	45.18	PK-U	27.2	-36	0	36.38	-	-	74	-37.62	-	-	159	137	V
	* 1.02511	33.21	ADR	27.2	-36	0.58	24.99	54	-29.01	-	-	-	-	159	137	V
2	* 7.34973	39.15	PK-U	36.1	-28.2	0	47.05	-	-	74	-26.95	-	-	75	193	H
	* 7.35161	28.11	ADR	36	-28.2	0.58	36.49	54	-17.51	-	-	-	-	75	193	H
3	* 16.1484	36.81	PK-U	41.7	-22.9	0	55.61	-	-	74	-18.39	-	-	129	157	H
	* 16.1485	25.92	ADR	41.7	-22.9	0.58	45.3	54	-8.7	-	-	-	-	129	157	H
5	* 7.60846	38.36	PK-U	36.1	-27.9	0	46.56	-	-	74	-27.44	-	-	227	274	V
	* 7.60996	27.53	ADR	36.1	-27.9	0.58	36.31	54	-17.69	-	-	-	-	227	274	V
6	* 12.3464	38.51	PK-U	38.9	-24	0	53.41	-	-	74	-20.59	-	-	144	282	V
	* 12.3444	25.92	ADR	38.9	-24	0.58	41.4	54	-12.6	-	-	-	-	144	282	V

* - indicates frequency in CFR47 Pt 15 / IC RSS-Restricted Band
PK-U - U-NII: Maximum Peak
ADR - U-NII AD primary method, RMS average

UL VERIFICATION SERVICES INC.
47173 Benicia Street, Fremont, CA 94538; USA TEL:(510) 319-4000 FAX:(510) 661-0888
This report shall not be reproduced except in full, without the written approval of UL Verification Services Inc.

MID CHANNEL RESULTS

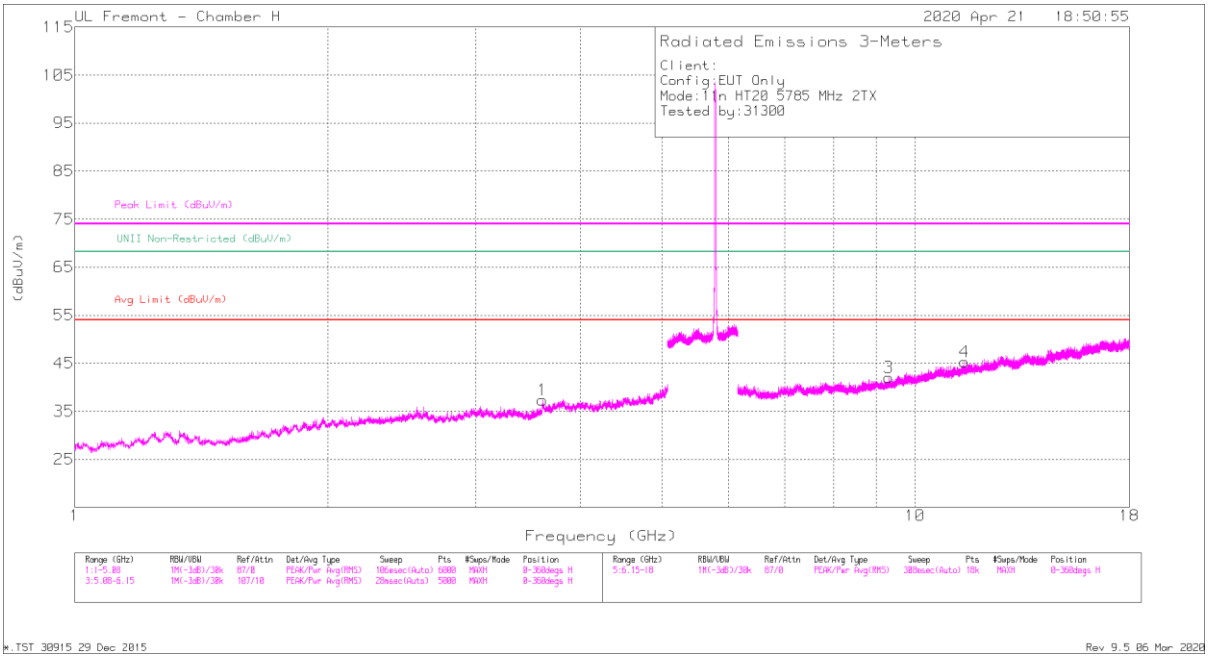

HORIZONTAL

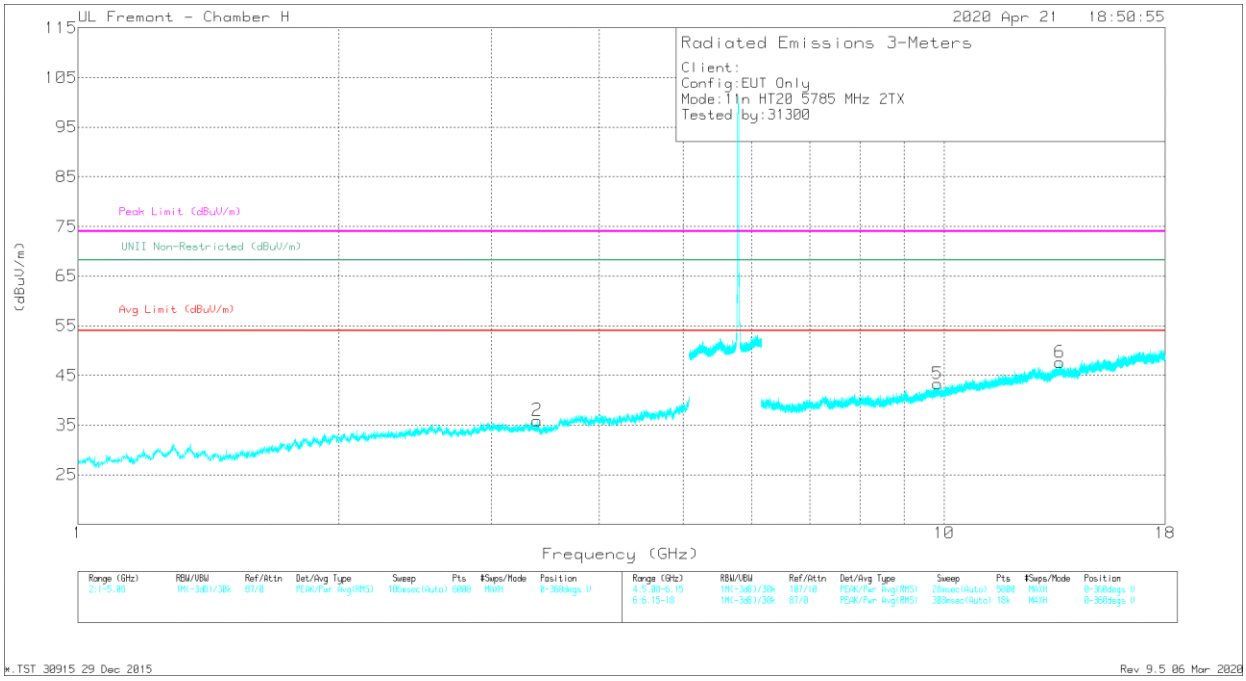

VERTICAL

UL VERIFICATION SERVICES INC.
47173 Benicia Street, Fremont, CA 94538; USA TEL:(510) 319-4000 FAX:(510) 661-0888
This report shall not be reproduced except in full, without the written approval of UL Verification Services Inc.

RADIATED EMISSIONS

Marker	Frequency (GHz)	Meter Reading (dBuV)	Det	AF T863 (dB/m)	Amp/Cbl/Fltr /Pad (dB)	DC Corr (dB)	Corrected Reading (dBuV/m)	Avg Limit (dBuV/m)	Margin (dB)	Peak Limit (dBuV/m)	PK Margin (dB)	UNII Non-Restricted (dBuV/m)	PK Margin (dB)	Azimuth (Degs)	Height (cm)	Polarity
1	* 3.6017	43.05	PK-U	33	-32.4	0	43.65	-	-	74	-30.35	-	-	169	156	H
	* 3.60533	31.32	ADR	33	-32.4	0.58	32.5	54	-21.5	-	-	-	-	169	156	H
3	* 9.30514	37.59	PK-U	36.4	-25.5	0	48.49	-	-	74	-25.51	-	-	176	149	H
	* 9.30756	25.91	ADR	36.4	-25.6	0.58	37.29	54	-16.71	-	-	-	-	176	149	H
4	* 11.4600	36.42	PK-U	38.2	-23.7	0	50.92	-	-	74	-23.08	-	-	172	301	H
	* 11.4597	25.26	ADR	38.2	-23.7	0.58	40.34	54	-13.66	-	-	-	-	172	301	H
2	3.3894	41.83	PK-U	32.6	-32.1	0	42.33	-	-	-	-	68.2	-25.87	220	114	V
	3.39113	29.98	ADR	32.6	-32.1	0.58	31.06	-	-	-	-	-	-	220	114	V
5	9.83136	37.4	PK-U	36.9	-24.4	0	49.9	-	-	-	-	68.2	-18.3	341	260	V
	9.83151	25.52	ADR	36.9	-24.4	0.58	38.6	-	-	-	-	-	-	341	260	V
6	13.60255	25.85	ADR	39.8	-23	0.58	43.23	-	-	-	-	-	-	56	101	V
	13.60473	37.47	PK-U	39.7	-23.2	0	53.97	-	-	-	-	68.2	-14.23	56	101	V

* - indicates frequency in CFR47 Pt 15 / IC RSS-Restricted Band
PK-U - U-NII: Maximum Peak
ADR - U-NII AD primary method, RMS average

UL VERIFICATION SERVICES INC.
47173 Benicia Street, Fremont, CA 94538; USA TEL:(510) 319-4000 FAX:(510) 661-0888
This report shall not be reproduced except in full, without the written approval of UL Verification Services Inc.

HIGH CHANNEL RESULTS

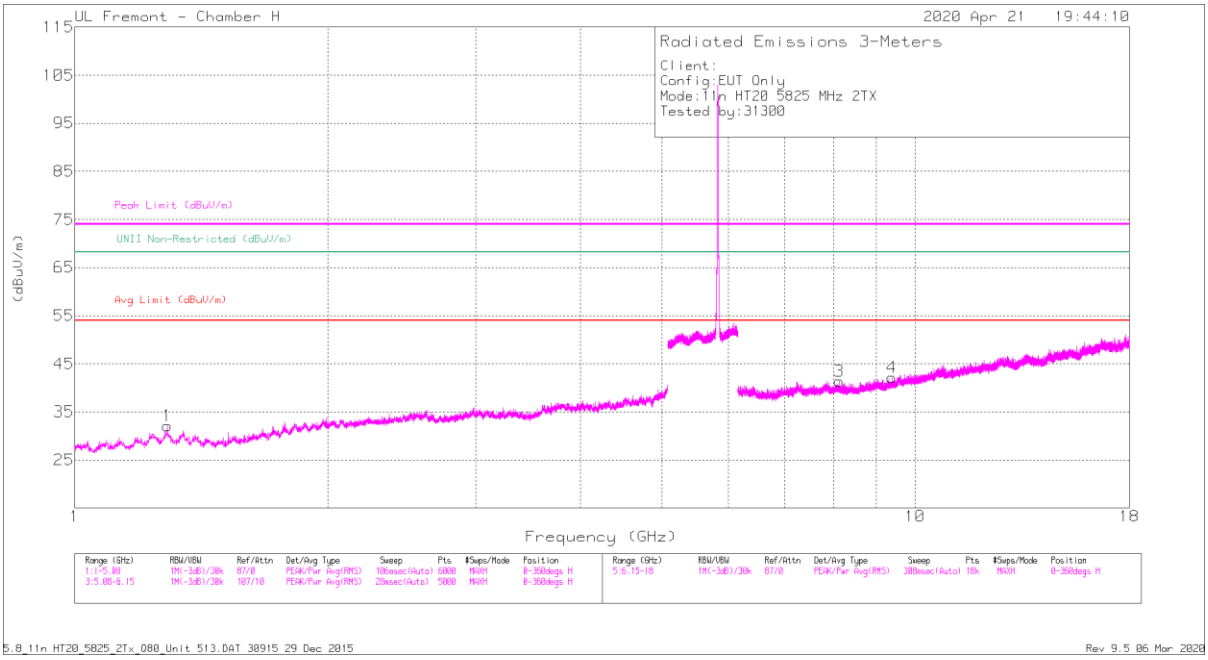

HORIZONTAL

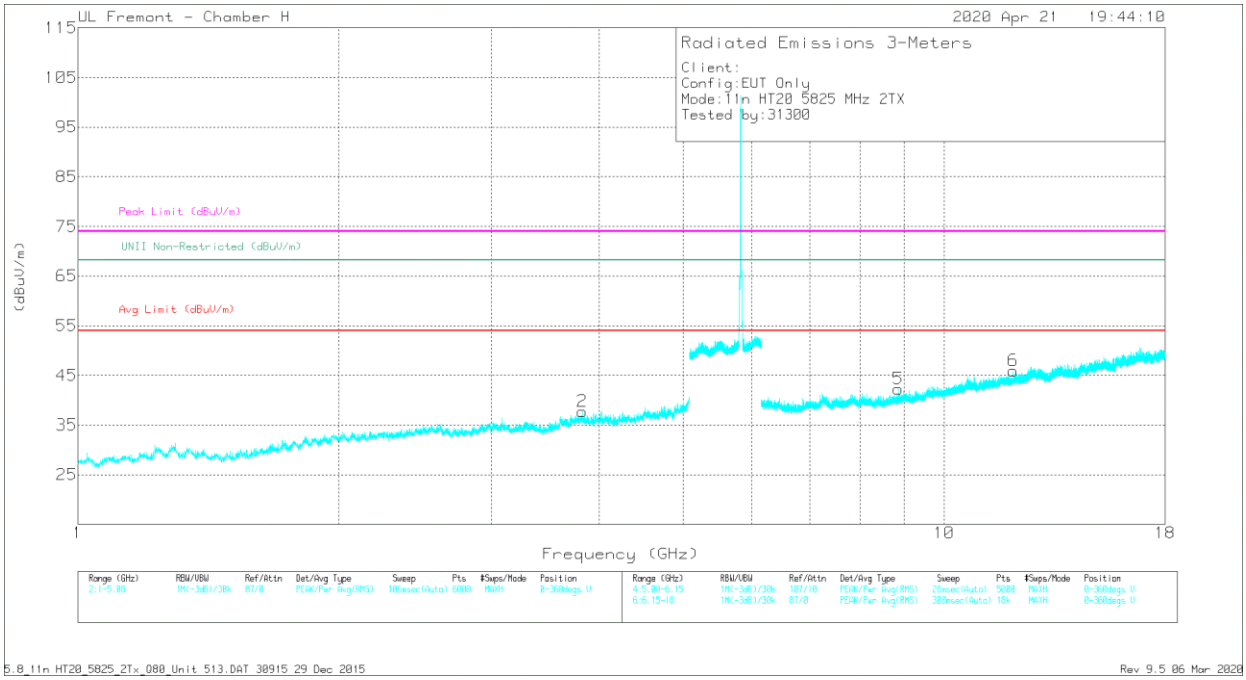

VERTICAL

UL VERIFICATION SERVICES INC.
47173 Benicia Street, Fremont, CA 94538; USA TEL:(510) 319-4000 FAX:(510) 661-0888
This report shall not be reproduced except in full, without the written approval of UL Verification Services Inc.

RADIATED EMISSIONS

Marker	Frequency (GHz)	Meter Reading (dBuV)	Det	AF T863 (dB/m)	Amp/Cbl/Fltr/Pad (dB)	DC Corr (dB)	Corrected Reading (dBuV/m)	Avg Limit (dBuV/m)	Margin (dB)	Peak Limit (dBuV/m)	PK Margin (dB)	UNII Non-Restricted (dBuV/m)	PK Margin (dB)	Azimuth (Degs)	Height (cm)	Polarity
1	* 1.28917	44.79	PK-U	29.2	-35.1	0	38.89	-	-	74	-35.11	-	-	90	140	H
	* 1.29032	32.66	ADR	29.1	-35.1	0.58	27.24	54	-26.76	-	-	-	-	90	140	H
2	* 3.82043	42.86	PK-U	33.6	-32	0	44.46	-	-	74	-29.54	-	-	20	258	V
	* 3.82087	31.3	ADR	33.6	-32	0.58	33.48	54	-20.52	-	-	-	-	20	258	V
3	* 8.12184	38.79	PK-U	36.1	-26.9	0	47.99	-	-	74	-26.01	-	-	234	200	H
	* 8.11989	26.78	ADR	36.1	-26.9	0.58	36.56	54	-17.44	-	-	-	-	234	200	H
4	* 9.38553	38.24	PK-U	36.5	-25.6	0	49.14	-	-	74	-24.86	-	-	47	369	H
	* 9.38744	25.83	ADR	36.5	-25.6	0.58	37.31	54	-16.69	-	-	-	-	47	369	H
6	* 12.0176	37.36	PK-U	38.7	-23.8	0	52.26	-	-	74	-21.74	-	-	116	149	V
	* 12.0189	25.16	ADR	38.7	-23.7	0.58	40.74	54	-13.26	-	-	-	-	116	149	V
5	8.8546	26.37	ADR	36.2	-26.4	0.58	36.75	-	-	-	-	-	-	137	249	V
	8.85811	38	PK-U	36.2	-26.4	0	47.8	-	-	-	-	68.2	-20.4	137	249	V

* - indicates frequency in CFR47 Pt 15 / IC RSS-Restricted Band
PK-U - U-NII: Maximum Peak
ADR - U-NII AD primary method, RMS average

UL VERIFICATION SERVICES INC.
47173 Benicia Street, Fremont, CA 94538; USA TEL:(510) 319-4000 FAX:(510) 661-0888
This report shall not be reproduced except in full, without the written approval of UL Verification Services Inc.

1.1.20. TX ABOVE 1 GHz 802.11n HT40 MODE IN THE 5.8 GHz BAND

ANTENNA 6

BANDEDGE (LOW CHANNEL)

HORIZONTAL RESULT

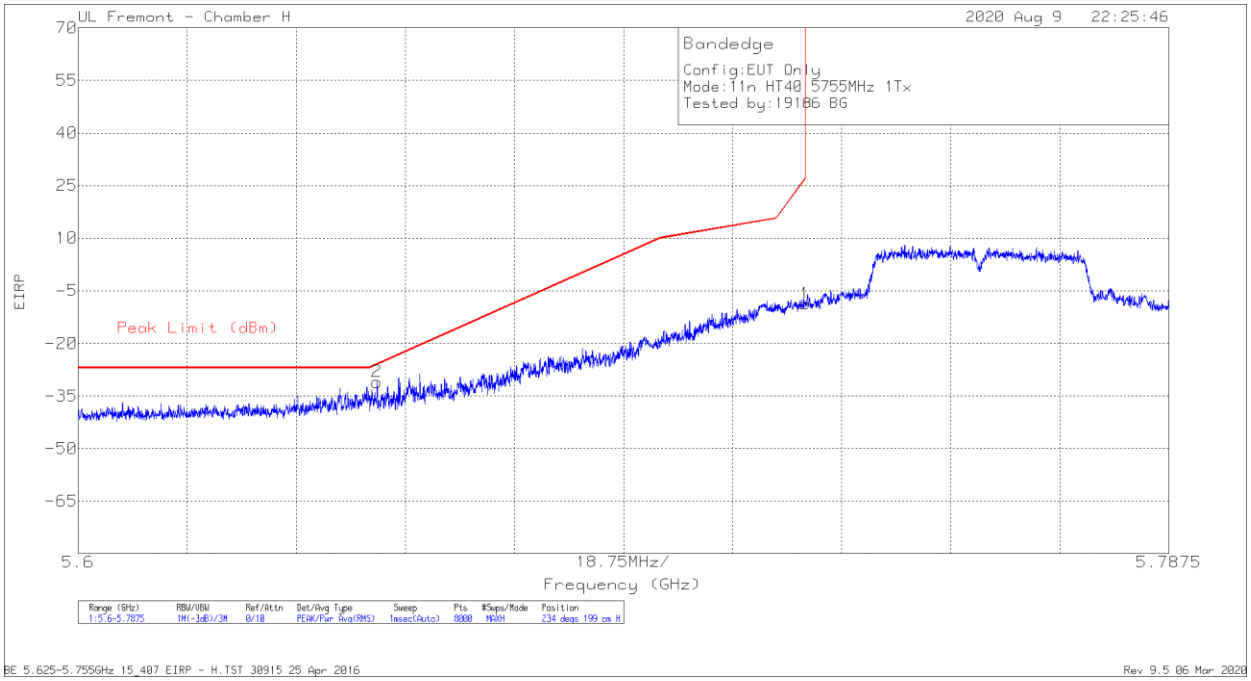

Marker	Frequency (GHz)	Meter Reading (dBm)	Det	AF T863 (dB/m)	Amp/Cbl/Fltr/Pad (dB)	Conversion Factor (dB)	Corrected Reading EIRP	Peak Limit (dBm)	PK Margin (dB)	Azimuth (Degs)	Height (cm)	Polarity
2	5.65136	-56.8	Pk	35.1	-21.1	11.8	-31	-26	-5	234	199	H
1	5.72498	-34.49	Pk	35	-21.1	11.8	-8.79	26.96	-35.75	234	199	H

Pk - Peak detector

UL VERIFICATION SERVICES INC.
47173 Benicia Street, Fremont, CA 94538; USA TEL:(510) 319-4000 FAX:(510) 661-0888
This report shall not be reproduced except in full, without the written approval of UL Verification Services Inc.

VERTICAL RESULT

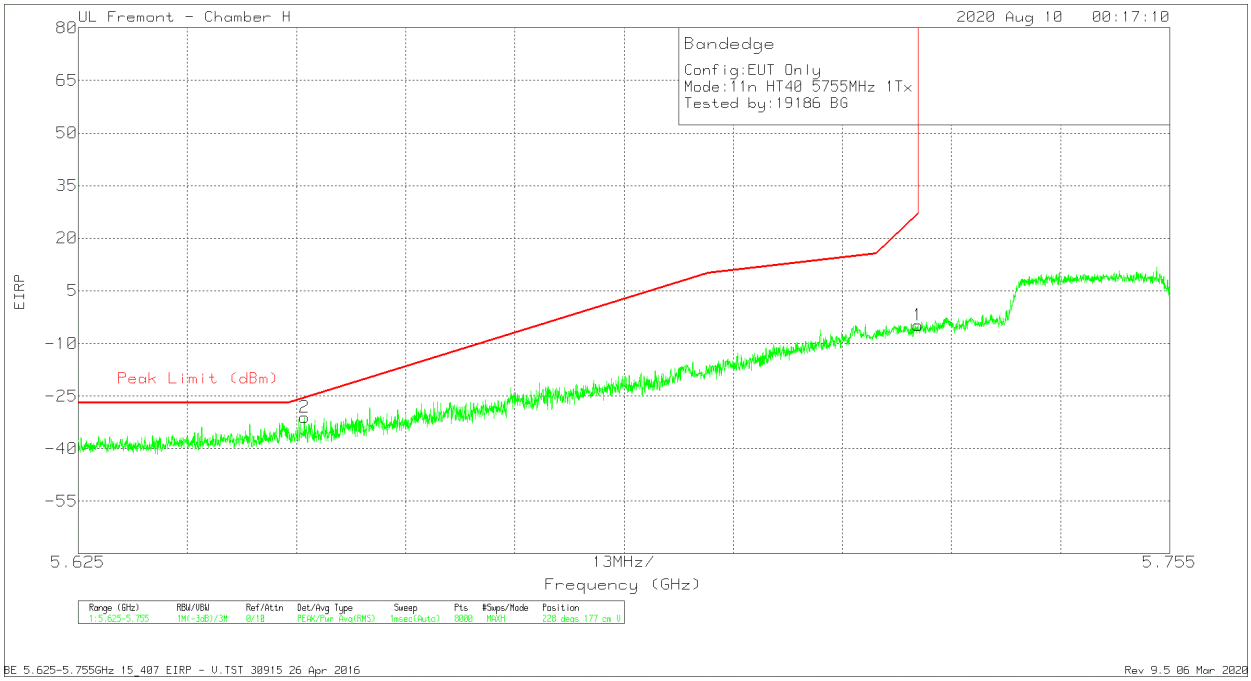

Marker	Frequency (GHz)	Meter Reading (dBm)	Det	AF T863 (dB/m)	Amp/Cbl/Fltr/Pad (dB)	Conversion Factor (dB)	Corrected Reading EIRP	Peak Limit (dBm)	PK Margin (dB)	Azimuth (Degs)	Height (cm)	Polarity
2	5.65193	-56.81	Pk	35.1	-21.1	11.8	-31.01	-25.57	-5.44	228	177	V
1	5.725	-30.54	Pk	35	-21.1	11.8	-4.84	27	-31.84	228	177	V

Pk - Peak detector

UL VERIFICATION SERVICES INC.
47173 Benicia Street, Fremont, CA 94538; USA TEL:(510) 319-4000 FAX:(510) 661-0888
This report shall not be reproduced except in full, without the written approval of UL Verification Services Inc.

BANDEDGE (HIGH CHANNEL)

HORIZONTAL RESULT

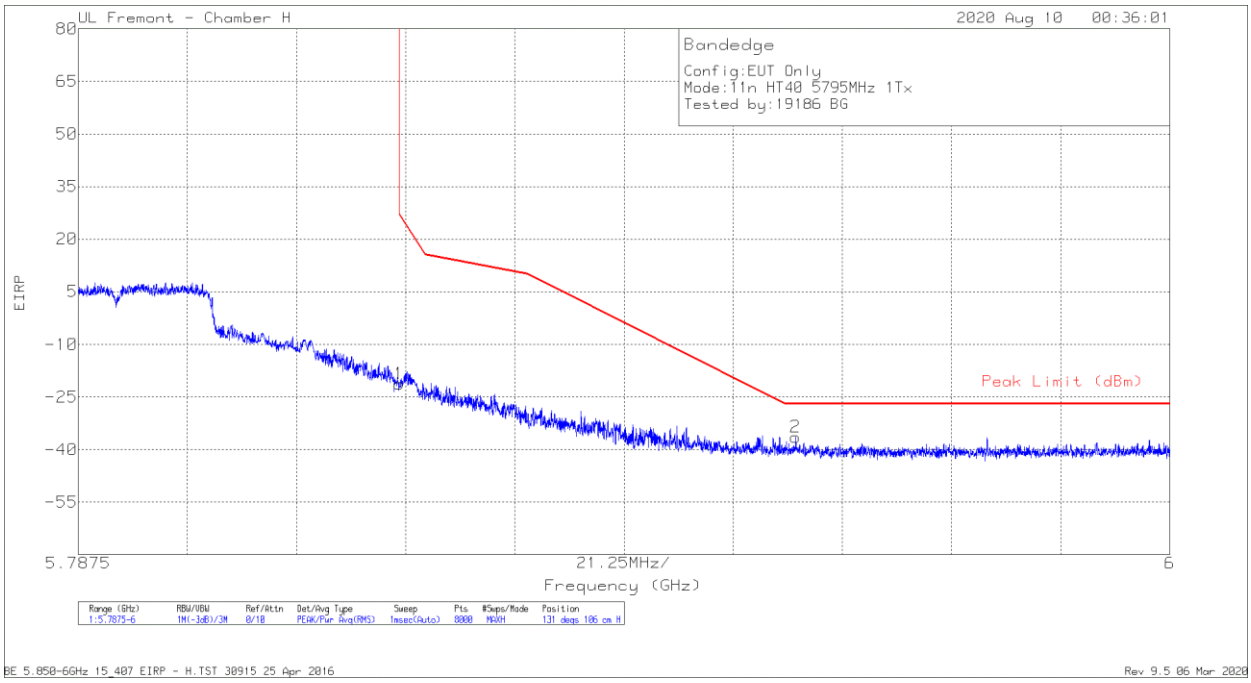

Marker	Frequency (GHz)	Meter Reading (dBm)	Det	AF T863 (dB/m)	Amp/Cbl/Fltr/Pad (dB)	Conversion Factor (dB)	Corrected Reading EIRP	Peak Limit (dBm)	PK Margin (dB)	Azimuth (Degs)	Height (cm)	Polarity
1	5.85001	-47.37	Pk	35	-20.7	11.8	-21.27	26.98	-48.25	131	106	H
2	5.92716	-63.01	Pk	35.1	-20.4	11.8	-36.51	-27	-9.51	131	106	H

Pk - Peak detector

UL VERIFICATION SERVICES INC.
47173 Benicia Street, Fremont, CA 94538; USA TEL:(510) 319-4000 FAX:(510) 661-0888
This report shall not be reproduced except in full, without the written approval of UL Verification Services Inc.

VERTICAL RESULT

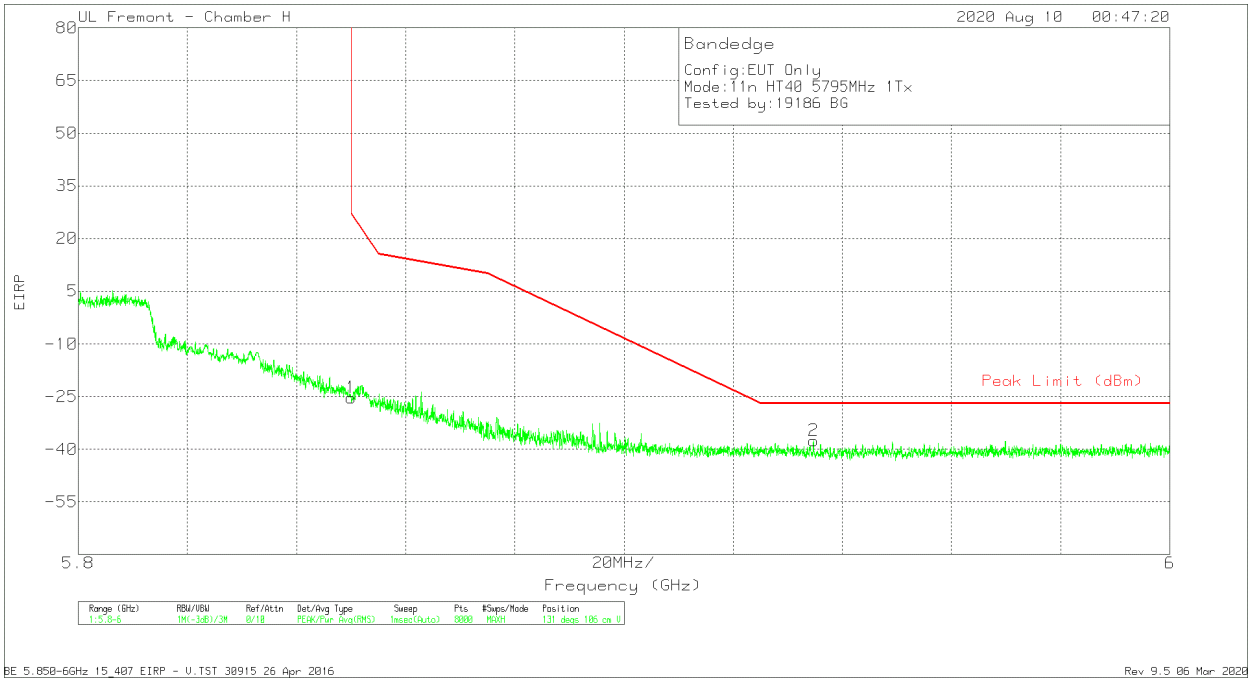

Marker	Frequency (GHz)	Meter Reading (dBm)	Det	AF T863 (dB/m)	Amp/Cbl/Fltr/Pad (dB)	Conversion Factor (dB)	Corrected Reading EIRP	Peak Limit (dBm)	PK Margin (dB)	Azimuth (Degs)	Height (cm)	Polarity
1	5.85001	-51.46	Pk	35	-20.7	11.8	-25.36	26.99	-52.35	131	106	V
2	5.93474	-63.95	Pk	35.1	-20.5	11.8	-37.55	-27	-10.55	131	106	V

Pk - Peak detector

UL VERIFICATION SERVICES INC.
47173 Benicia Street, Fremont, CA 94538; USA TEL:(510) 319-4000 FAX:(510) 661-0888
This report shall not be reproduced except in full, without the written approval of UL Verification Services Inc.

ANTENNA 5

BANDEDGE (LOW CHANNEL)

HORIZONTAL RESULT

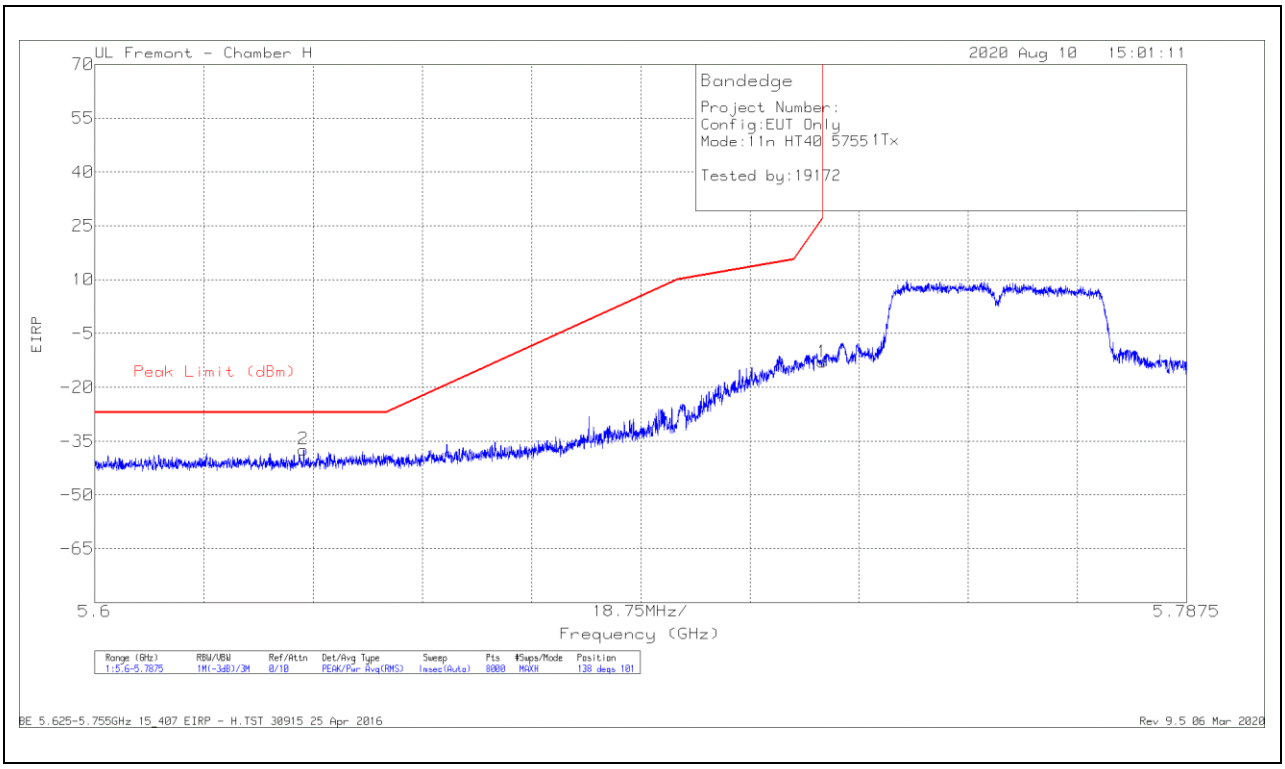

Marker	Frequency (GHz)	Meter Reading (dBm)	Det	AF T863 (dB/m)	Amp/Cbl/Fltr/Pad (dB)	Conversion Factor (dB)	DC Corr (dB)	Corrected Reading EIRP	Peak Limit (dBm)	PK Margin (dB)	Azimuth (Degs)	Height (cm)	Polarity
2	5.63586	-63.22	Pk	35.1	-21	11.8	0	-37.32	-27	-10.32	138	101	H
1	5.72498	-38.65	Pk	35	-21.1	11.8	0	-12.95	26.96	-39.91	138	101	H

Pk - Peak detector

UL VERIFICATION SERVICES INC.
47173 Benicia Street, Fremont, CA 94538; USA TEL:(510) 319-4000 FAX:(510) 661-0888
This report shall not be reproduced except in full, without the written approval of UL Verification Services Inc.

VERTICAL RESULT

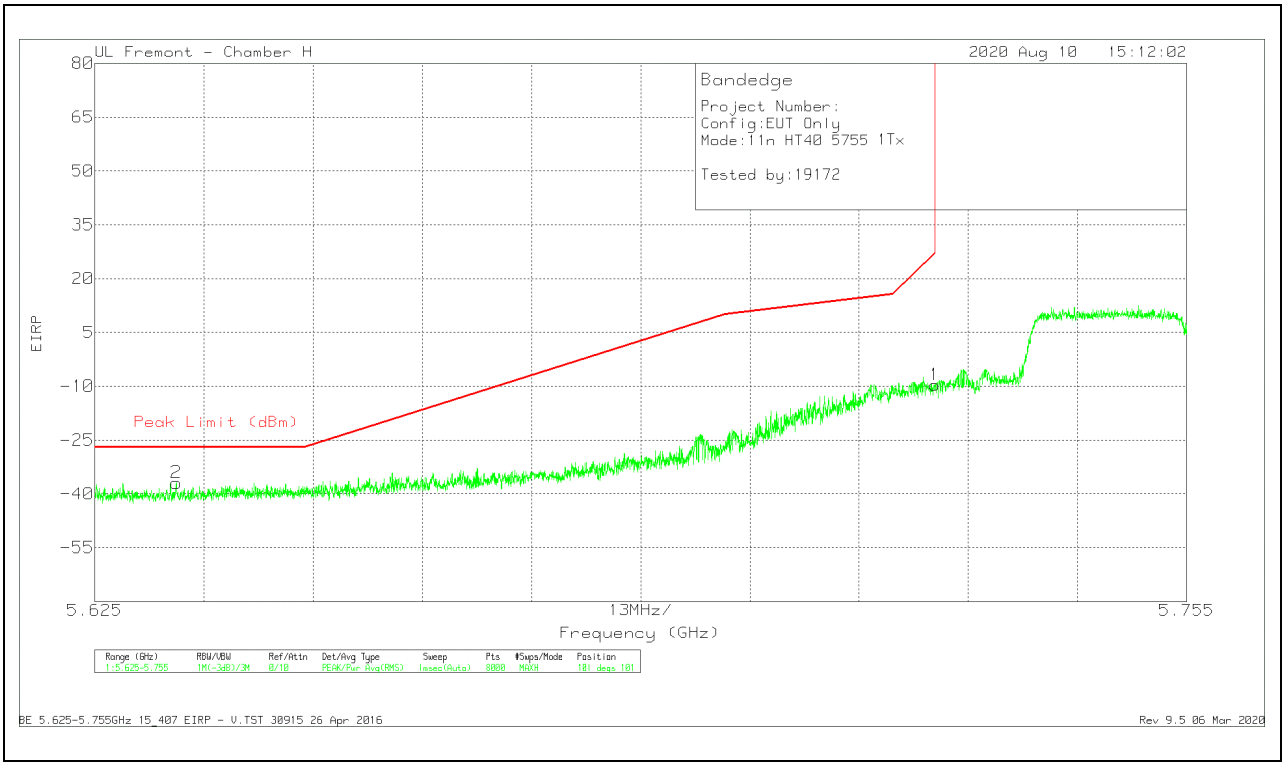

Marker	Frequency (GHz)	Meter Reading (dBm)	Det	AF T863 (dB/m)	Amp/Cbl/Fltr/Pad (dB)	Conversion Factor (dB)	DC Corr (dB)	Corrected Reading EIRP	Peak Limit (dBm)	PK Margin (dB)	Azimuth (Degs)	Height (cm)	Polarity
2	5.6347	-62.72	Pk	35.1	-21.1	11.8	0	-36.92	-27	-9.92	101	101	V
1	5.725	-35.35	Pk	35	-21.1	11.8	0	-9.65	27	-36.65	101	101	V

Pk - Peak detector

UL VERIFICATION SERVICES INC.
47173 Benicia Street, Fremont, CA 94538; USA TEL:(510) 319-4000 FAX:(510) 661-0888
This report shall not be reproduced except in full, without the written approval of UL Verification Services Inc.

BANDEDGE (HIGH CHANNEL)

HORIZONTAL RESULT

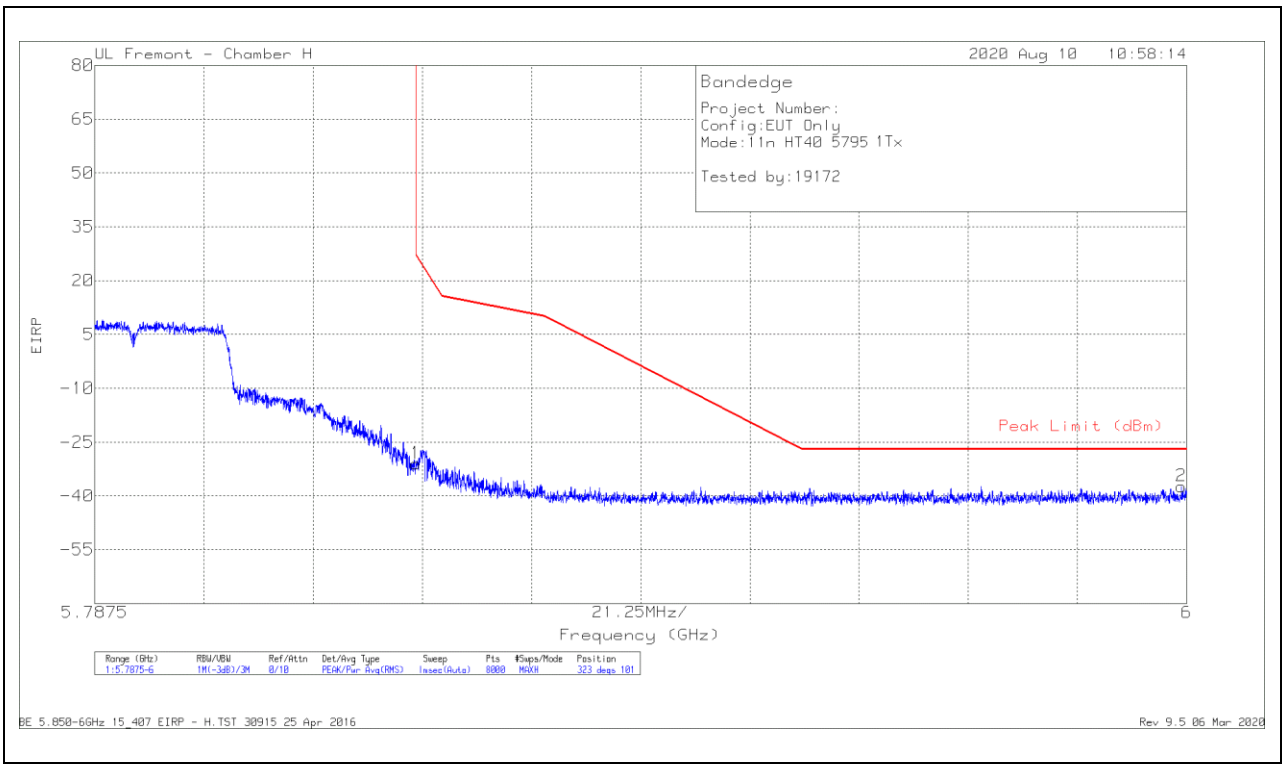

Marker	Frequency (GHz)	Meter Reading (dBm)	Det	AF T863 (dB/m)	Amp/Cbl/Fltr/Pad (dB)	Conversion Factor (dB)	DC Corr (dB)	Corrected Reading EIRP	Peak Limit (dBm)	PK Margin (dB)	Azimuth (Degs)	Height (cm)	Polarity
1	5.85001	-57.07	Pk	35	-20.7	11.8	0	-30.97	26.98	-57.95	323	101	H
2	5.99899	-64.1	Pk	35.3	-20.3	11.8	0	-37.3	-27	-10.3	323	101	H

Pk - Peak detector

UL VERIFICATION SERVICES INC.
47173 Benicia Street, Fremont, CA 94538; USA TEL:(510) 319-4000 FAX:(510) 661-0888
This report shall not be reproduced except in full, without the written approval of UL Verification Services Inc.

VERTICAL RESULT

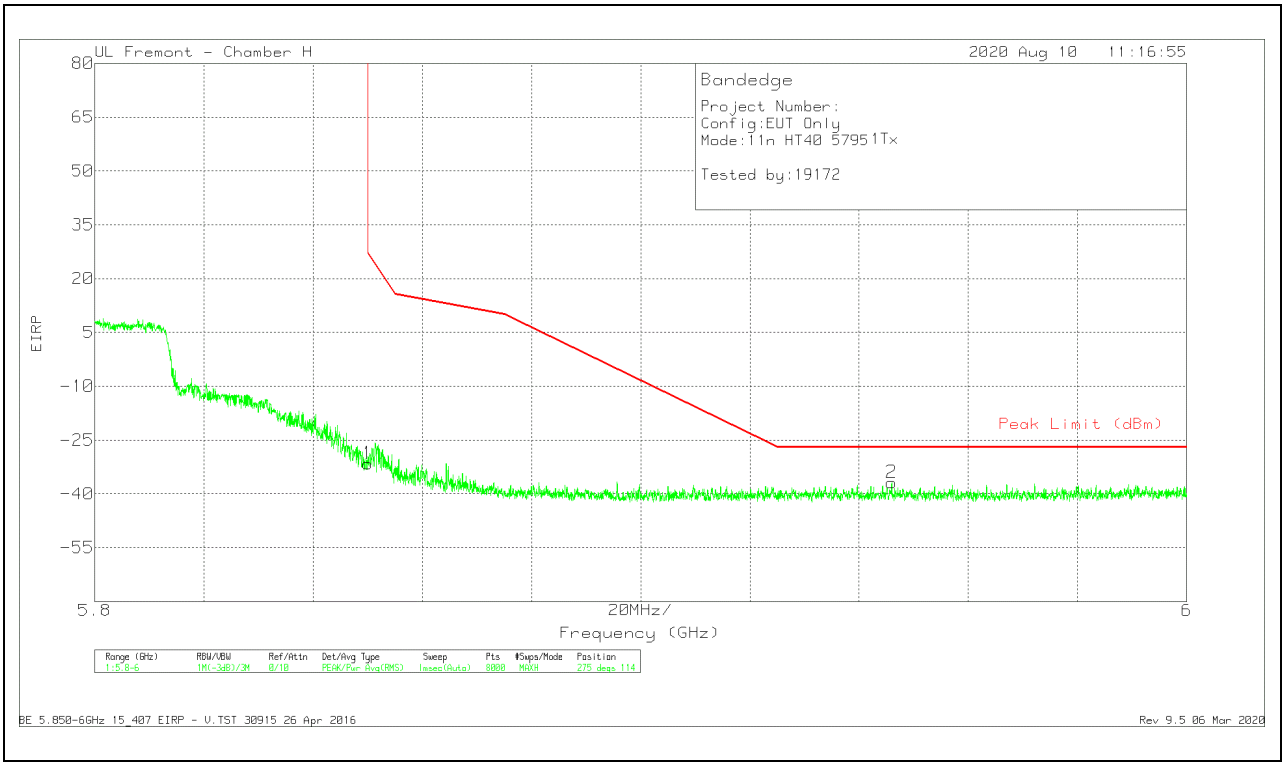

Marker	Frequency (GHz)	Meter Reading (dBm)	Det	AF T863 (dB/m)	Amp/Cbl/Fltr/Pad (dB)	Conversion Factor (dB)	DC Corr (dB)	Corrected Reading EIRP	Peak Limit (dBm)	PK Margin (dB)	Azimuth (Degs)	Height (cm)	Polarity
1	5.85001	-57.64	Pk	35	-20.7	11.8	0	-31.54	26.99	-58.53	275	114	V
2	5.94597	-63.41	Pk	35.2	-20.4	11.8	0	-36.81	-27	-9.81	275	114	V

Pk - Peak detector

UL VERIFICATION SERVICES INC.
47173 Benicia Street, Fremont, CA 94538; USA TEL:(510) 319-4000 FAX:(510) 661-0888
This report shall not be reproduced except in full, without the written approval of UL Verification Services Inc.

2TX ANTENNA 6 + ANTENNA 5 CDD MODE

BANDEDGE (LOW CHANNEL)

HORIZONTAL RESULT

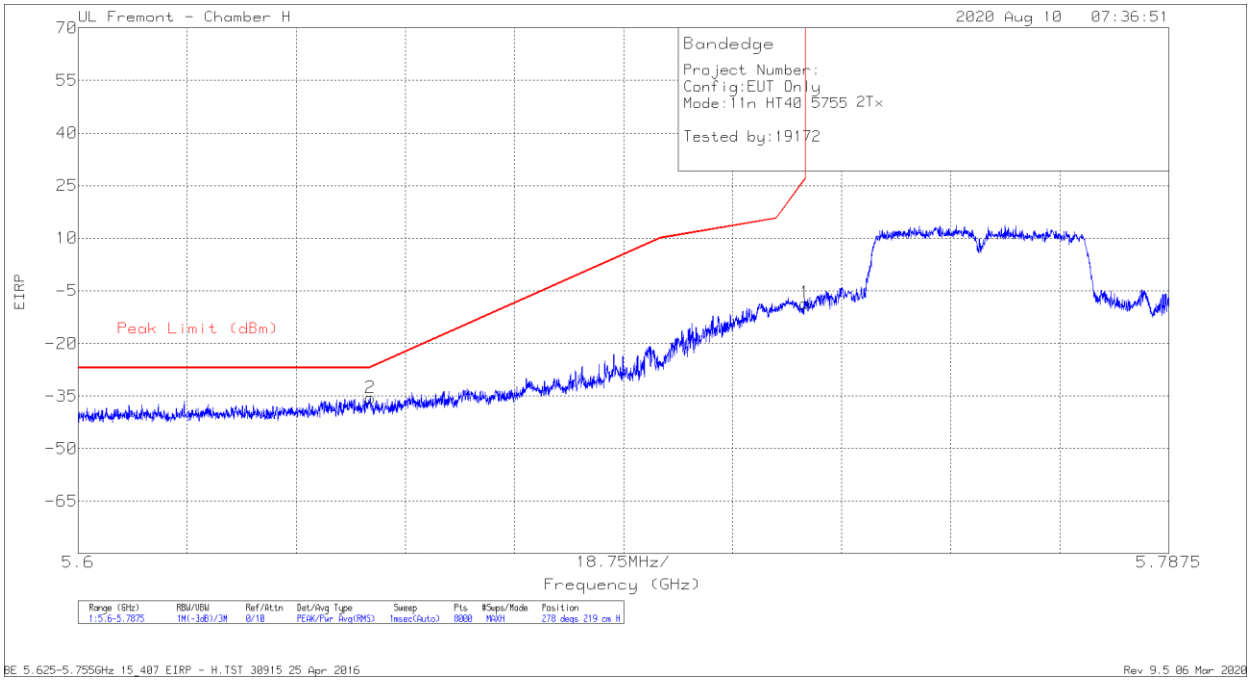

Marker	Frequency (GHz)	Meter Reading (dBm)	Det	AF T863 (dB/m)	Amp/Cbl/Fltr/Pad (dB)	Conversion Factor (dB)	DC Corr (dB)	Corrected Reading EIRP	Peak Limit (dBm)	PK Margin (dB)	Azimuth (Degs)	Height (cm)	Polarity
2	5.65019	-61.34	Pk	35.1	-21.1	11.8	0	-35.54	-26.86	-8.68	278	219	H
1	5.72498	-34.15	Pk	35	-21.1	11.8	0	-8.45	26.96	-35.41	278	219	H

Pk - Peak detector

UL VERIFICATION SERVICES INC.
47173 Benicia Street, Fremont, CA 94538; USA TEL:(510) 319-4000 FAX:(510) 661-0888
This report shall not be reproduced except in full, without the written approval of UL Verification Services Inc.

VERTICAL RESULT

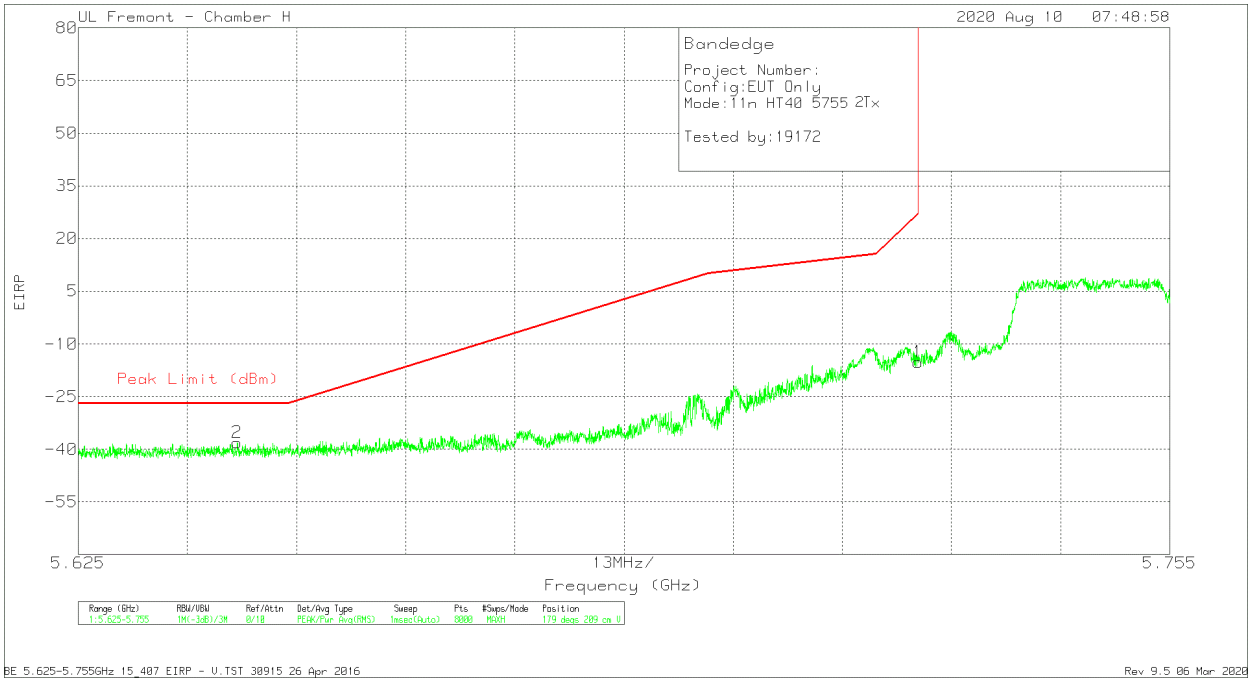

Marker	Frequency (GHz)	Meter Reading (dBm)	Det	AF T863 (dB/m)	Amp/Cbl/Fltr/Pad (dB)	Conversion Factor (dB)	DC Corr (dB)	Corrected Reading EIRP	Peak Limit (dBm)	PK Margin (dB)	Azimuth (Degs)	Height (cm)	Polarity
2	5.64395	-64.01	Pk	35.2	-21.1	11.8	0	-38.11	-27	-11.11	179	209	V
1	5.725	-40.81	Pk	35	-21.1	11.8	0	-15.11	27	-42.11	179	209	V

Pk - Peak detector

UL VERIFICATION SERVICES INC.
47173 Benicia Street, Fremont, CA 94538; USA TEL:(510) 319-4000 FAX:(510) 661-0888
This report shall not be reproduced except in full, without the written approval of UL Verification Services Inc.