BANDEDGE (HIGH CHANNEL)

HORIZONTAL RESULT

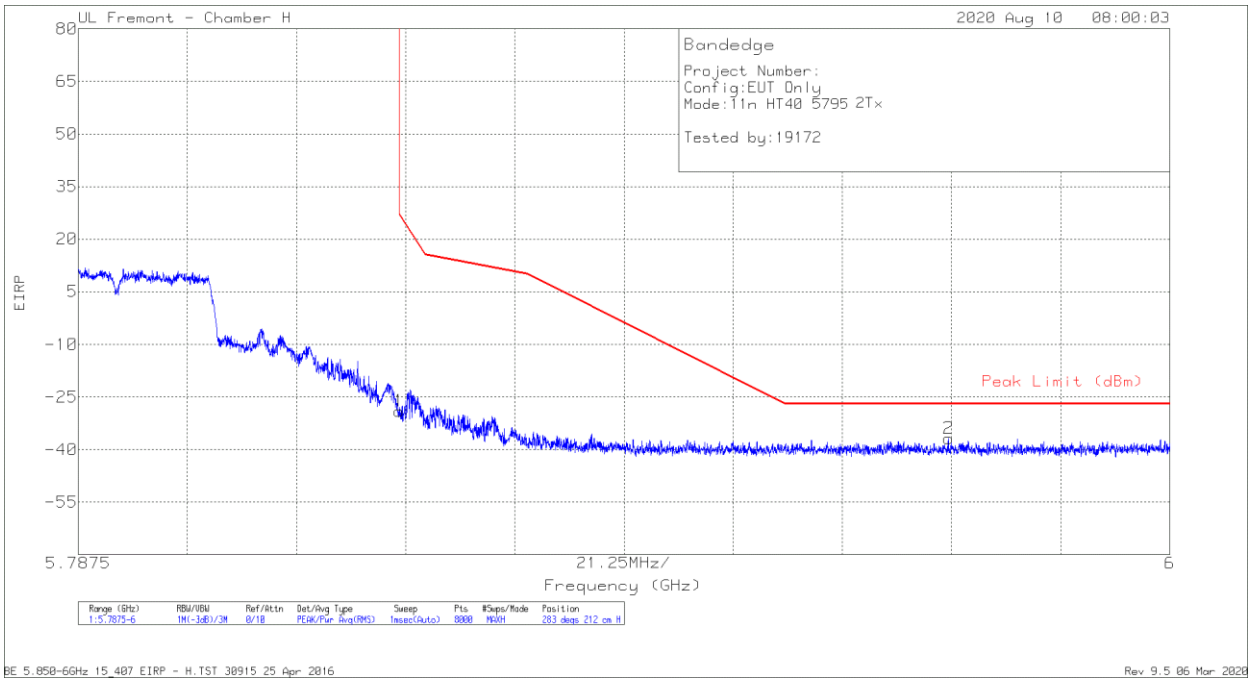

Marker	Frequency (GHz)	Meter Reading (dBm)	Det	AF T863 (dB/m)	Amp/Cbl/Fltr/Pad (dB)	Conversion Factor (dB)	DC Corr (dB)	Corrected Reading EIRP	Peak Limit (dBm)	PK Margin (dB)	Azimuth (Degs)	Height (cm)	Polarity
1	5.85001	-55.08	Pk	35	-20.7	11.8	0	-28.98	26.98	-55.96	283	212	H
2	5.95691	-63.57	Pk	35.1	-20.2	11.8	0	-36.87	-27	-9.87	283	212	H

Pk - Peak detector

UL VERIFICATION SERVICES INC.
47173 Benicia Street, Fremont, CA 94538; USA TEL:(510) 319-4000 FAX:(510) 661-0888
This report shall not be reproduced except in full, without the written approval of UL Verification Services Inc.

VERTICAL RESULT

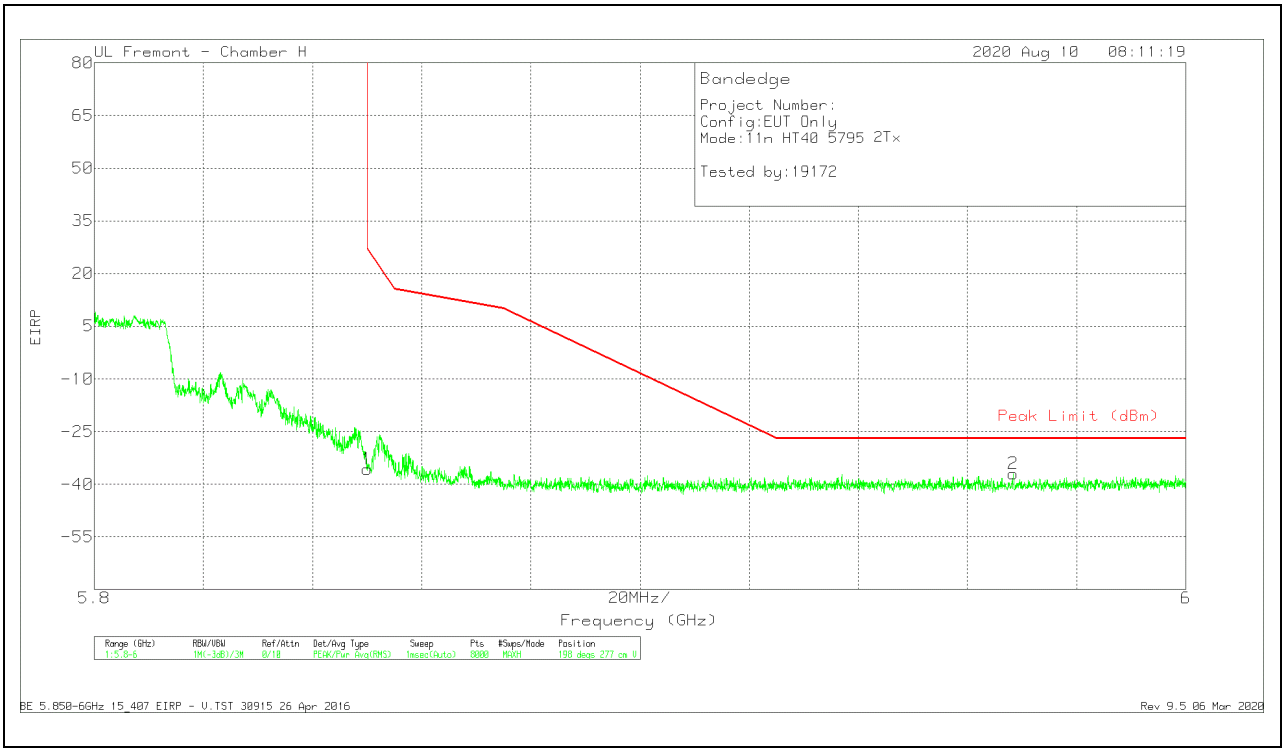

Marker	Frequency (GHz)	Meter Reading (dBm)	Det	AF T863 (dB/m)	Amp/Cbl/Fltr/Pad (dB)	Conversion Factor (dB)	DC Corr (dB)	Corrected Reading EIRP	Peak Limit (dBm)	PK Margin (dB)	Azimuth (Degs)	Height (cm)	Polarity
1	5.85001	-61.73	Pk	35	-20.7	11.8	0	-35.63	26.99	-62.62	198	277	V
2	5.9684	-63.7	Pk	35.2	-20.3	11.8	0	-37	-27	-10	198	277	V

Pk - Peak detector

UL VERIFICATION SERVICES INC.
47173 Benicia Street, Fremont, CA 94538; USA TEL:(510) 319-4000 FAX:(510) 661-0888
This report shall not be reproduced except in full, without the written approval of UL Verification Services Inc.

HARMONICS AND SPURIOUS EMISSIONS

LOW CHANNEL RESULTS

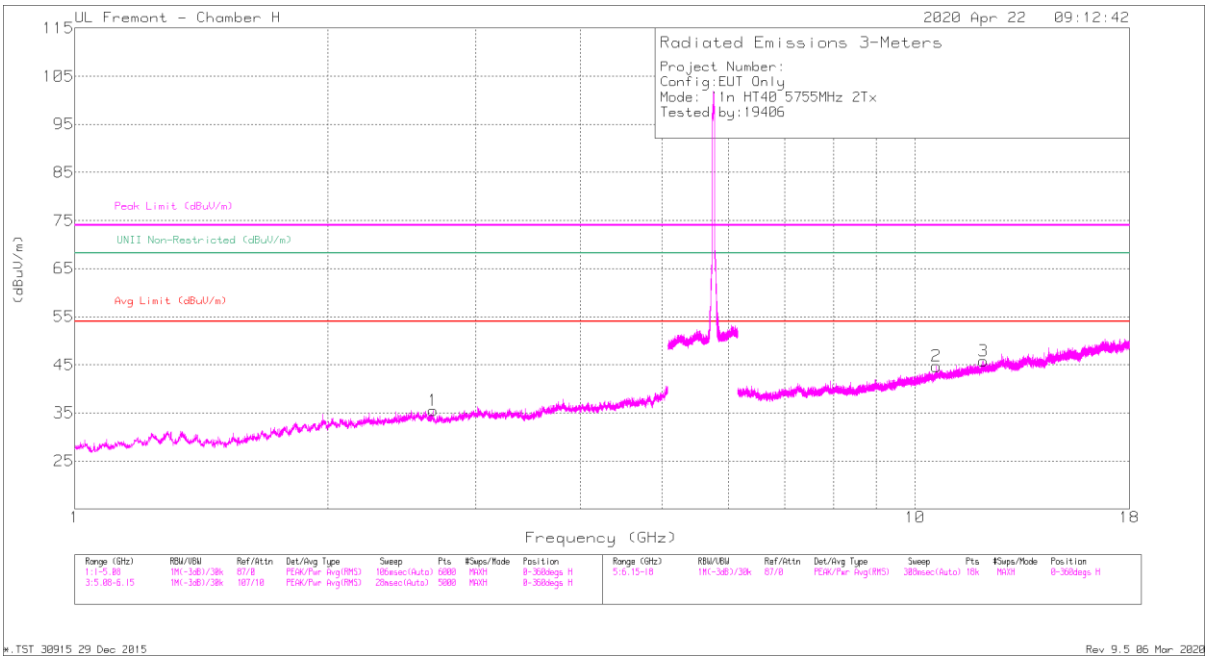

HORIZONTAL

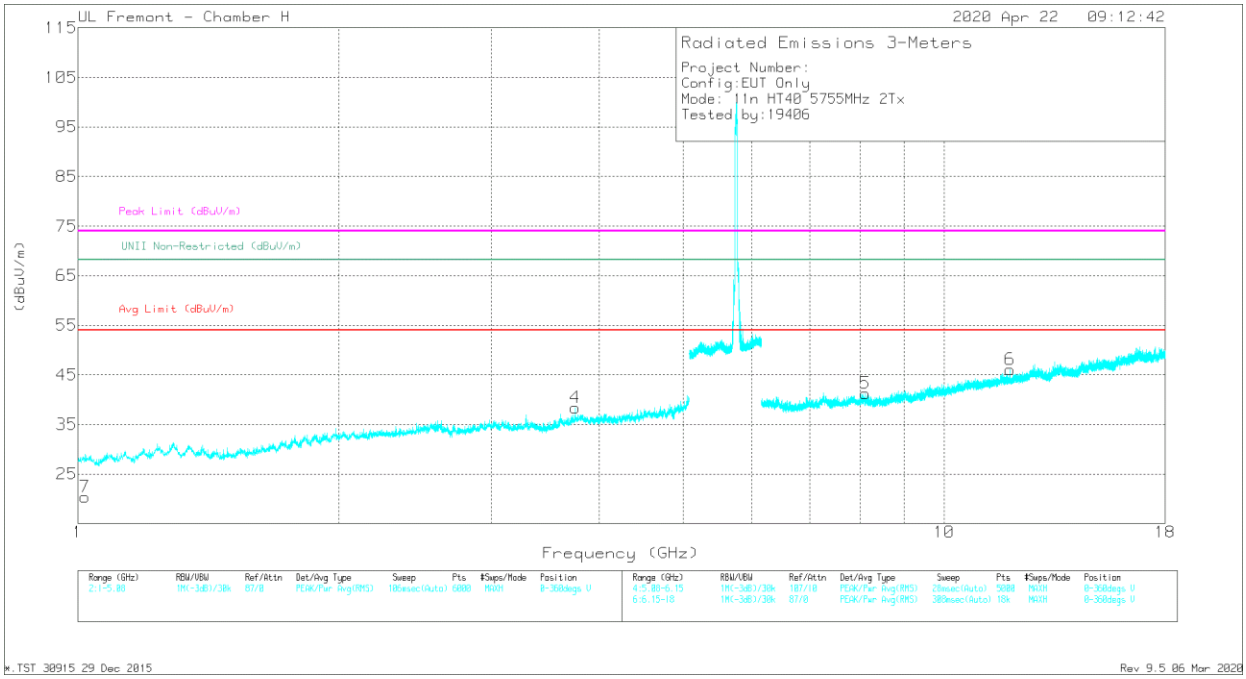

VERTICAL

UL VERIFICATION SERVICES INC.
47173 Benicia Street, Fremont, CA 94538; USA TEL:(510) 319-4000 FAX:(510) 661-0888
This report shall not be reproduced except in full, without the written approval of UL Verification Services Inc.

RADIATED EMISSIONS

Marker	Frequency (GHz)	Meter Reading (dBuV)	Det	AF T863 (dB/m)	Amp/Cbl/Fltr/Pad (dB)	DC Corr (dB)	Corrected Reading (dBuV/m)	Avg Limit (dBuV/m)	Margin (dB)	Peak Limit (dBuV/m)	PK Margin (dB)	UNII Non-Restricted (dBuV/m)	PK Margin (dB)	Azimuth (Degs)	Height (cm)	Polarity
1	* 2.67174	43.05	PK-U	32.1	-32.9	0	42.25	-	-	74	-31.75	-	-	152	152	H
	* 2.67119	31.16	ADR	32.1	-32.9	0.9	31.26	54	-22.74	-	-	-	-	152	152	H
4	* 3.75104	43.51	PK-U	33.4	-32.3	0	44.61	-	-	74	-29.39	-	-	258	154	V
	* 3.75412	31.72	ADR	33.4	-32.3	0.9	33.72	54	-20.28	-	-	-	-	258	154	V
7	* 1.01939	44.93	PK-U	27.3	-35.9	0	36.33	-	-	74	-37.67	-	-	164	230	V
	* 1.02015	32.96	ADR	27.3	-35.9	0.9	25.26	54	-28.74	-	-	-	-	164	230	V
2	* 10.6055	37.49	PK-U	37.6	-24.4	0	50.69	-	-	74	-23.31	-	-	245	169	H
	* 10.6072	26.54	ADR	37.6	-24.4	0.9	40.64	54	-13.36	-	-	-	-	245	169	H
3	* 12.0628	36.84	PK-U	38.9	-23.9	0	51.84	-	-	74	-22.16	-	-	187	232	H
	* 12.0601	25.84	ADR	38.8	-23.9	0.9	41.64	54	-12.36	-	-	-	-	187	232	H
5	* 8.10868	38.65	PK-U	36.1	-26.9	0	47.85	-	-	74	-26.15	-	-	258	299	V
	* 8.10845	27.24	ADR	36.1	-26.9	0.9	37.34	54	-16.66	-	-	-	-	258	299	V
6	* 11.9151	36.9	PK-U	38.6	-24	0	51.5	-	-	74	-22.5	-	-	134	274	V
	* 11.9164	26.15	ADR	38.6	-24	0.9	41.65	54	-12.35	-	-	-	-	134	274	V

* - indicates frequency in CFR47 Pt 15 / IC RSS-Restricted Band
PK-U - U-NII: Maximum Peak
ADR - U-NII AD primary method, RMS average

UL VERIFICATION SERVICES INC.
47173 Benicia Street, Fremont, CA 94538; USA TEL:(510) 319-4000 FAX:(510) 661-0888
This report shall not be reproduced except in full, without the written approval of UL Verification Services Inc.

HIGH CHANNEL RESULTS

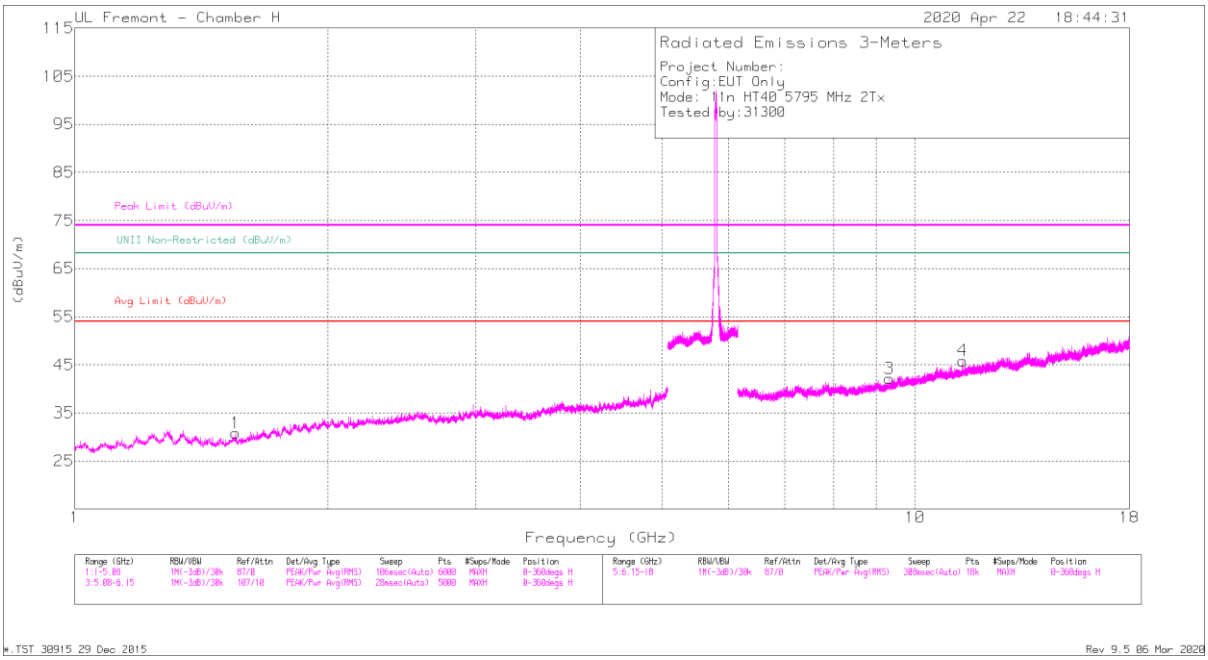

HORIZONTAL

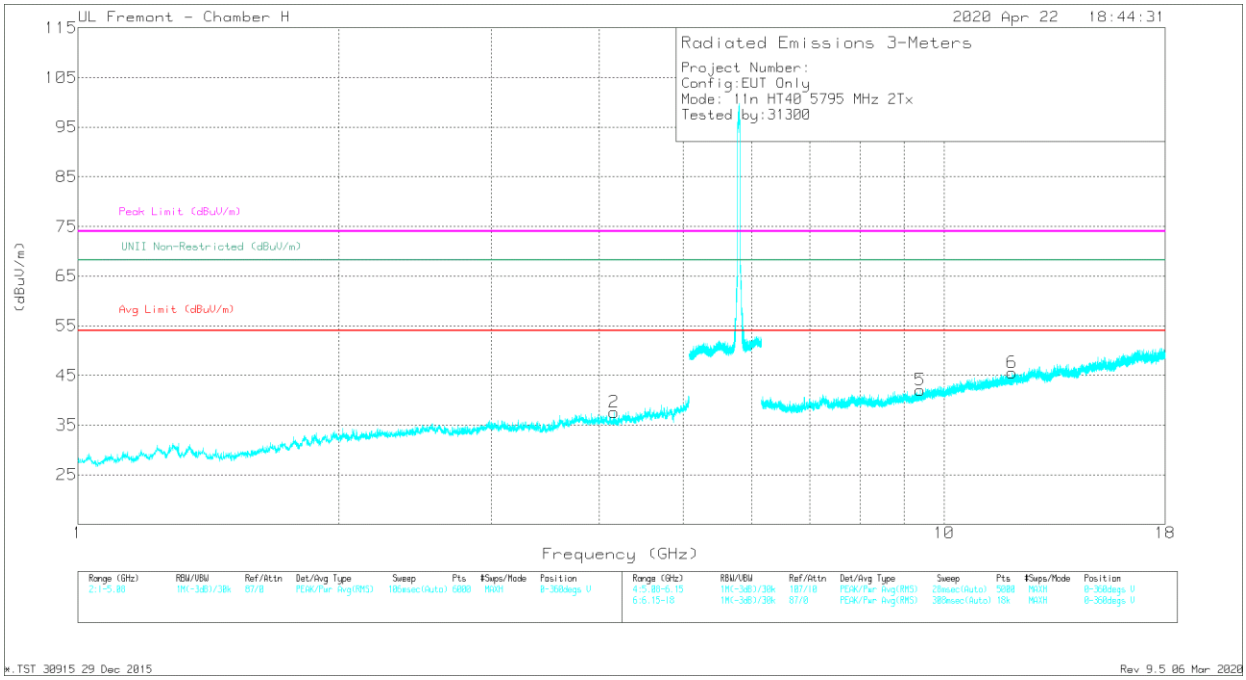

VERTICAL

UL VERIFICATION SERVICES INC.
47173 Benicia Street, Fremont, CA 94538; USA TEL:(510) 319-4000 FAX:(510) 661-0888
This report shall not be reproduced except in full, without the written approval of UL Verification Services Inc.

RADIATED EMISSIONS

Marker	Frequency (GHz)	Meter Reading (dBuV)	Det	AF T863 (dB/m)	Amp/Cbl/Fltr/Pad (dB)	DC Corr (dB)	Corrected Reading (dBuV/m)	Avg Limit (dBuV/m)	Margin (dB)	Peak Limit (dBuV/m)	PK Margin (dB)	UNII Non-Restricted (dBuV/m)	PK Margin (dB)	Azimuth (Degs)	Height (cm)	Polarity
1	* 1.55416	43.8	PK-U	28	-34.4	0	37.4	-	-	74	-36.6	-	-	5	201	H
	* 1.55367	31.64	ADR	28	-34.4	0.9	26.14	54	-27.86	-	-	-	-	5	201	H
2	* 4.15498	43.21	PK-U	33.5	-32.2	0	44.51	-	-	74	-29.49	-	-	226	101	V
	* 4.1576	30.86	ADR	33.5	-32.1	0.9	33.16	54	-20.84	-	-	-	-	226	101	V
3	* 9.31699	37.67	PK-U	36.5	-25.6	0	48.57	-	-	74	-25.43	-	-	129	200	H
	* 9.32031	25.99	ADR	36.5	-25.6	0.9	37.79	54	-16.21	-	-	-	-	129	200	H
4	* 11.4026	37.24	PK-U	38.1	-23.8	0	51.54	-	-	74	-22.46	-	-	254	101	H
	* 11.4013	25.32	ADR	38.1	-23.8	0.9	40.52	54	-13.48	-	-	-	-	254	101	H
5	* 9.39507	37.26	PK-U	36.5	-25.4	0	48.36	-	-	74	-25.64	-	-	336	101	V
	* 9.395	25.79	ADR	36.5	-25.4	0.9	37.79	54	-16.21	-	-	-	-	336	101	V
6	* 11.976	36.67	PK-U	38.7	-24	0	51.37	-	-	74	-22.63	-	-	230	200	V
	* 11.9765	25.35	ADR	38.7	-24	0.9	40.95	54	-13.05	-	-	-	-	230	200	V

* - indicates frequency in CFR47 Pt 15 / IC RSS-Restricted Band
PK-U - U-NII: Maximum Peak
ADR - U-NII AD primary method, RMS average

UL VERIFICATION SERVICES INC.
47173 Benicia Street, Fremont, CA 94538; USA TEL:(510) 319-4000 FAX:(510) 661-0888
This report shall not be reproduced except in full, without the written approval of UL Verification Services Inc.

1.1.21. TX ABOVE 1 GHz 802.11ac VHT80 MODE IN THE 5.8 GHz Band

ANTENNA 6

BANDEDGE (CHANNEL 155 LOW EDGE)

HORIZONTAL RESULT

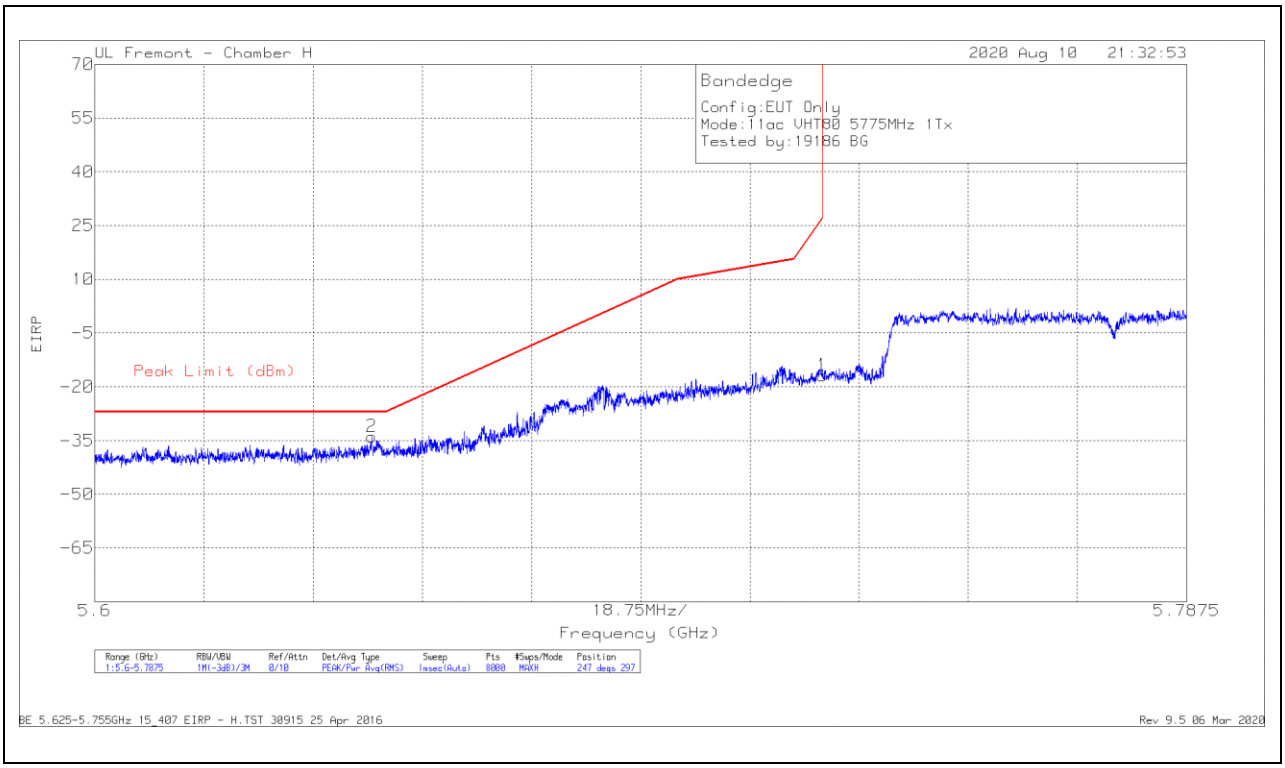

Marker	Frequency (GHz)	Meter Reading (dBm)	Det	AF T863 (dB/m)	Amp/Cbl/Fltr/Pad (dB)	Conversion Factor (dB)	DC Corr (dB)	Corrected Reading EIRP	Peak Limit (dBm)	PK Margin (dB)	Azimuth (Degs)	Height (cm)	Polarity
2	5.64756	-59.83	Pk	35.1	-21	11.8	0	-33.93	-27	-6.93	247	297	H
1	5.72498	-42.52	Pk	35	-21.1	11.8	0	-16.82	26.96	-43.78	247	297	H

Pk - Peak detector

UL VERIFICATION SERVICES INC.
47173 Benicia Street, Fremont, CA 94538; USA TEL:(510) 319-4000 FAX:(510) 661-0888
This report shall not be reproduced except in full, without the written approval of UL Verification Services Inc.

VERTICAL RESULT

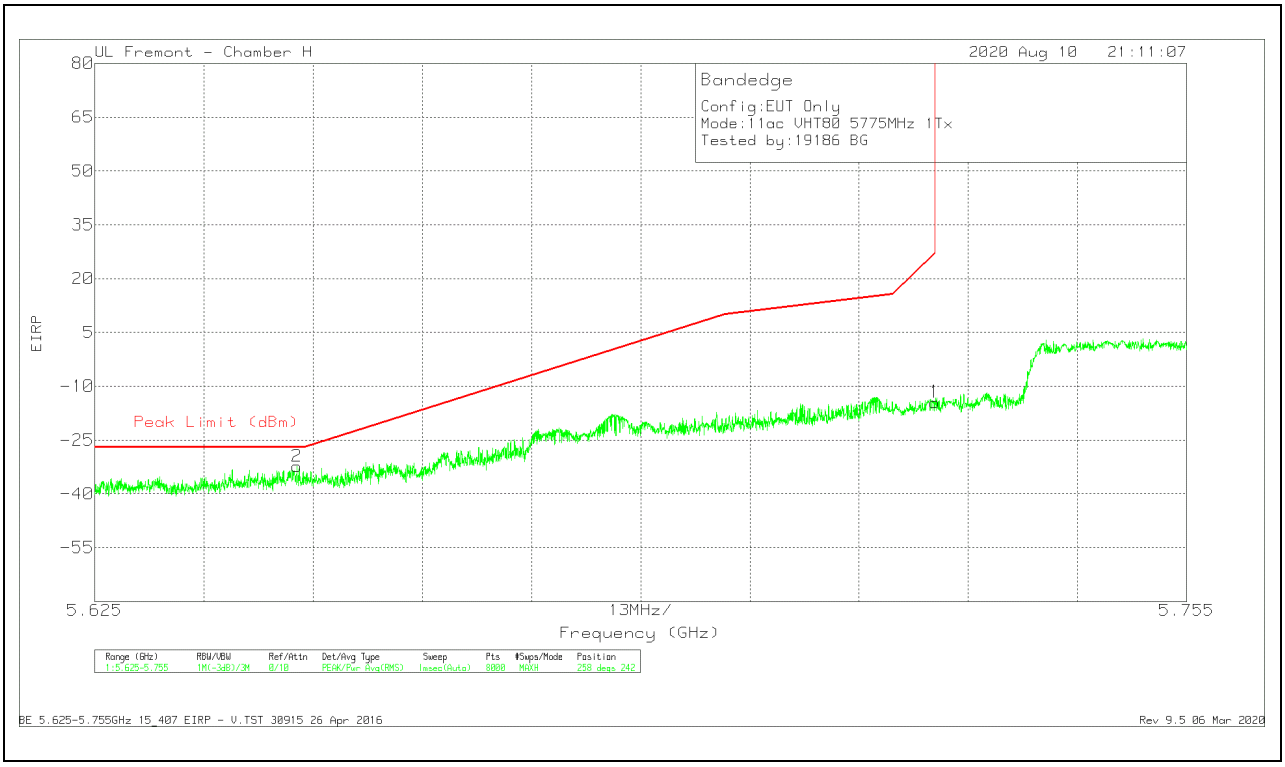

Marker	Frequency (GHz)	Meter Reading (dBm)	Det	AF T863 (dB/m)	Amp/Cbl/Fltr/Pad (dB)	Conversion Factor (dB)	DC Corr (dB)	Corrected Reading EIRP	Peak Limit (dBm)	PK Margin (dB)	Azimuth (Degs)	Height (cm)	Polarity
2	5.64907	-58.23	Pk	35.1	-21	11.8	0	-32.33	-27	-5.33	258	242	V
1	5.725	-40.18	Pk	35	-21.1	11.8	0	-14.48	27	-41.48	258	242	V

Pk - Peak detector

UL VERIFICATION SERVICES INC.
47173 Benicia Street, Fremont, CA 94538; USA TEL:(510) 319-4000 FAX:(510) 661-0888
This report shall not be reproduced except in full, without the written approval of UL Verification Services Inc.

BANDEDGE (CHANNEL 155 HIGH EDGE)

HORIZONTAL RESULT

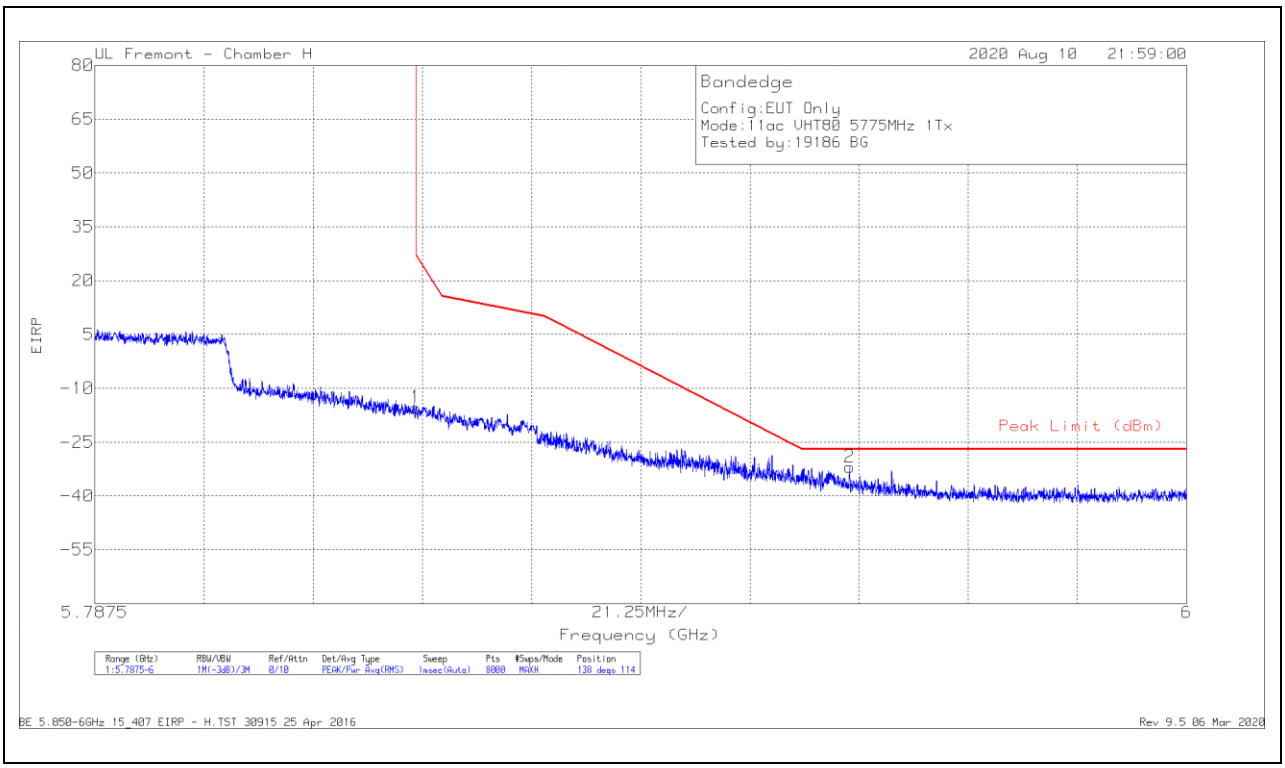

Marker	Frequency (GHz)	Meter Reading (dBm)	Det	AF T863 (dB/m)	Amp/Cbl/Fltr/Pad (dB)	Conversion Factor (dB)	DC Corr (dB)	Corrected Reading EIRP	Peak Limit (dBm)	PK Margin (dB)	Azimuth (Degs)	Height (cm)	Polarity
1	5.85001	-41.47	Pk	35	-20.7	11.8	0	-15.37	26.98	-42.35	138	114	H
2	5.93438	-58.34	Pk	35.1	-20.5	11.8	0	-31.94	-27	-4.94	138	114	H

Pk - Peak detector

UL VERIFICATION SERVICES INC.
47173 Benicia Street, Fremont, CA 94538; USA TEL:(510) 319-4000 FAX:(510) 661-0888
This report shall not be reproduced except in full, without the written approval of UL Verification Services Inc.

VERTICAL RESULT

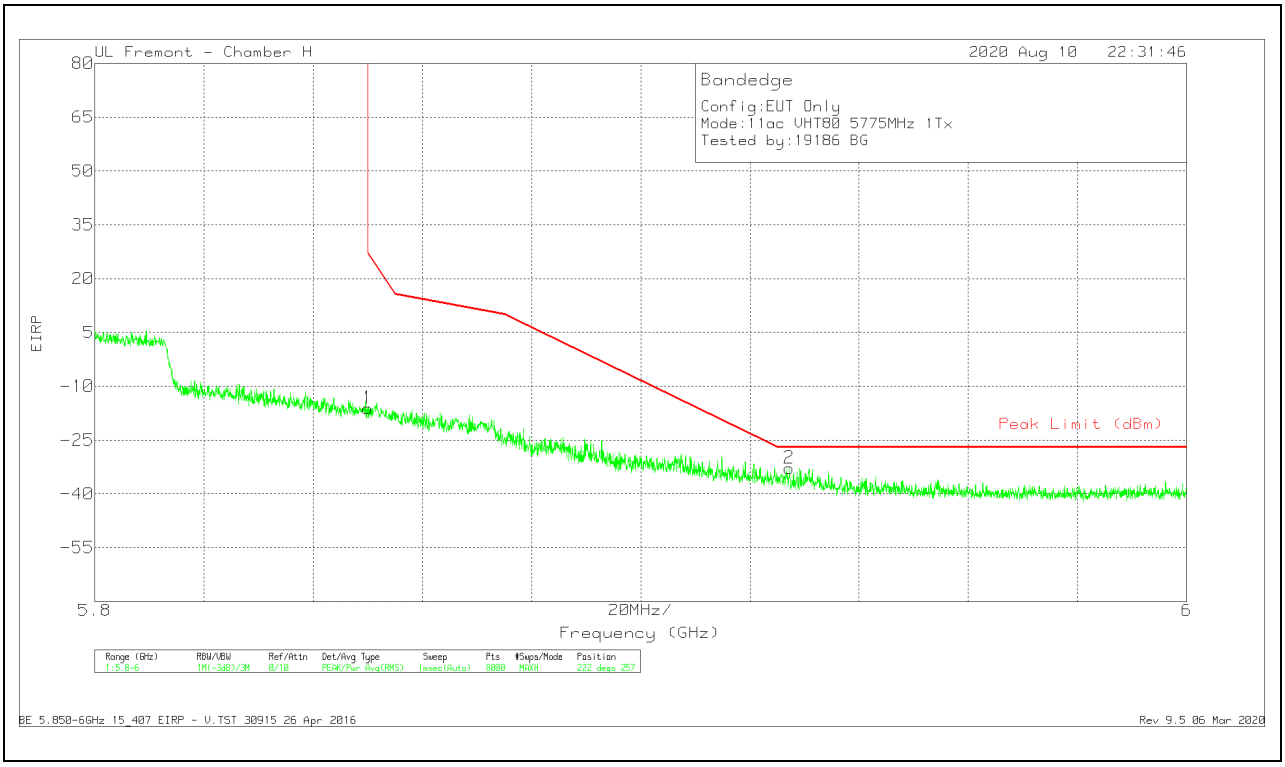

Marker	Frequency (GHz)	Meter Reading (dBm)	Det	AF T863 (dB/m)	Amp/Cbl/Fltr/Pad (dB)	Conversion Factor (dB)	DC Corr (dB)	Corrected Reading EIRP	Peak Limit (dBm)	PK Margin (dB)	Azimuth (Degs)	Height (cm)	Polarity
1	5.85001	-42.24	Pk	35	-20.7	11.8	0	-16.14	26.99	-43.13	222	257	V
2	5.92719	-59.28	Pk	35.1	-20.4	11.8	0	-32.78	-27	-5.78	222	257	V

Pk - Peak detector

UL VERIFICATION SERVICES INC.
47173 Benicia Street, Fremont, CA 94538; USA TEL:(510) 319-4000 FAX:(510) 661-0888
This report shall not be reproduced except in full, without the written approval of UL Verification Services Inc.

ANTENNA 5

BANDEDGE (CHANNEL 155 LOW EDGE)

HORIZONTAL RESULT

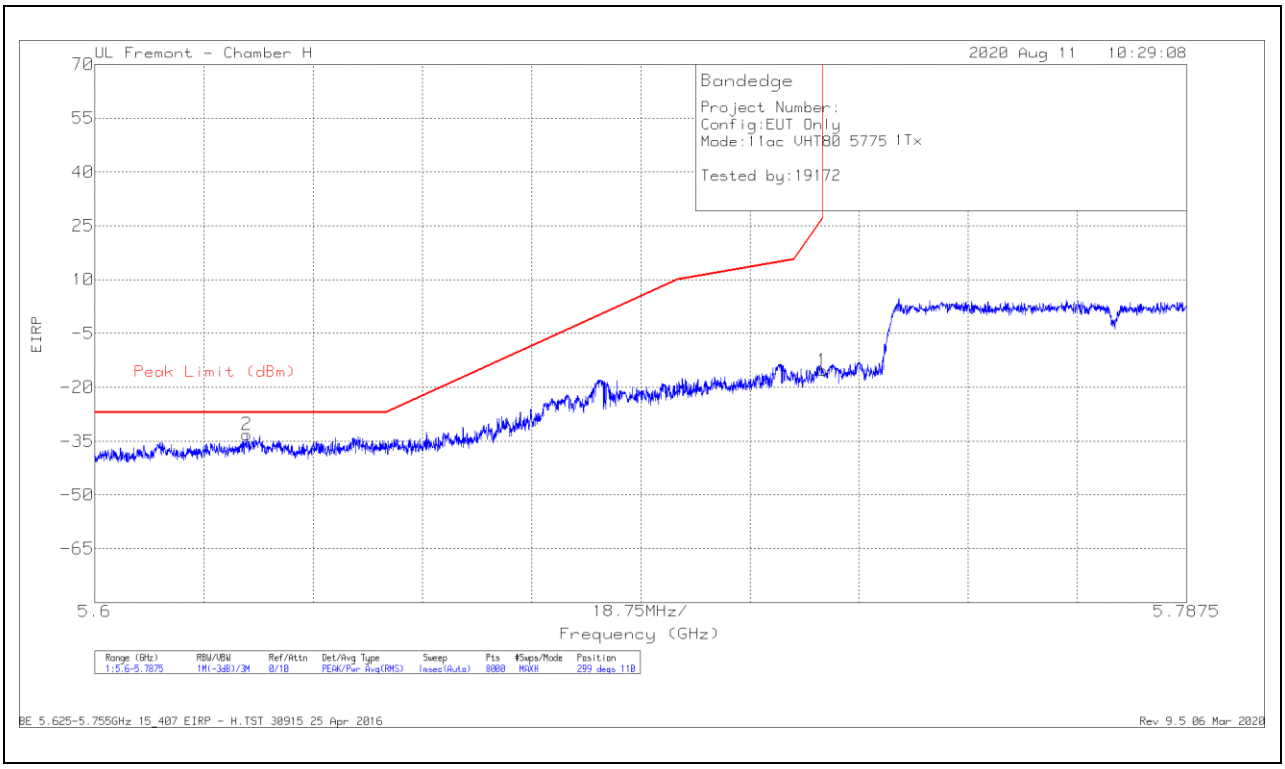

Marker	Frequency (GHz)	Meter Reading (dBm)	Det	AF T863 (dB/m)	Amp/Cbl/Fltr/Pad (dB)	Conversion Factor (dB)	DC Corr (dB)	Corrected Reading EIRP	Peak Limit (dBm)	PK Margin (dB)	Azimuth (Degs)	Height (cm)	Polarity
2	5.62609	-59.1	Pk	35.2	-21.1	11.8	0	-33.2	-27	-6.2	299	110	H
1	5.72498	-40.99	Pk	35	-21.1	11.8	0	-15.29	26.96	-42.25	299	110	H

Pk - Peak detector

UL VERIFICATION SERVICES INC.
47173 Benicia Street, Fremont, CA 94538; USA TEL:(510) 319-4000 FAX:(510) 661-0888
This report shall not be reproduced except in full, without the written approval of UL Verification Services Inc.

VERTICAL RESULT

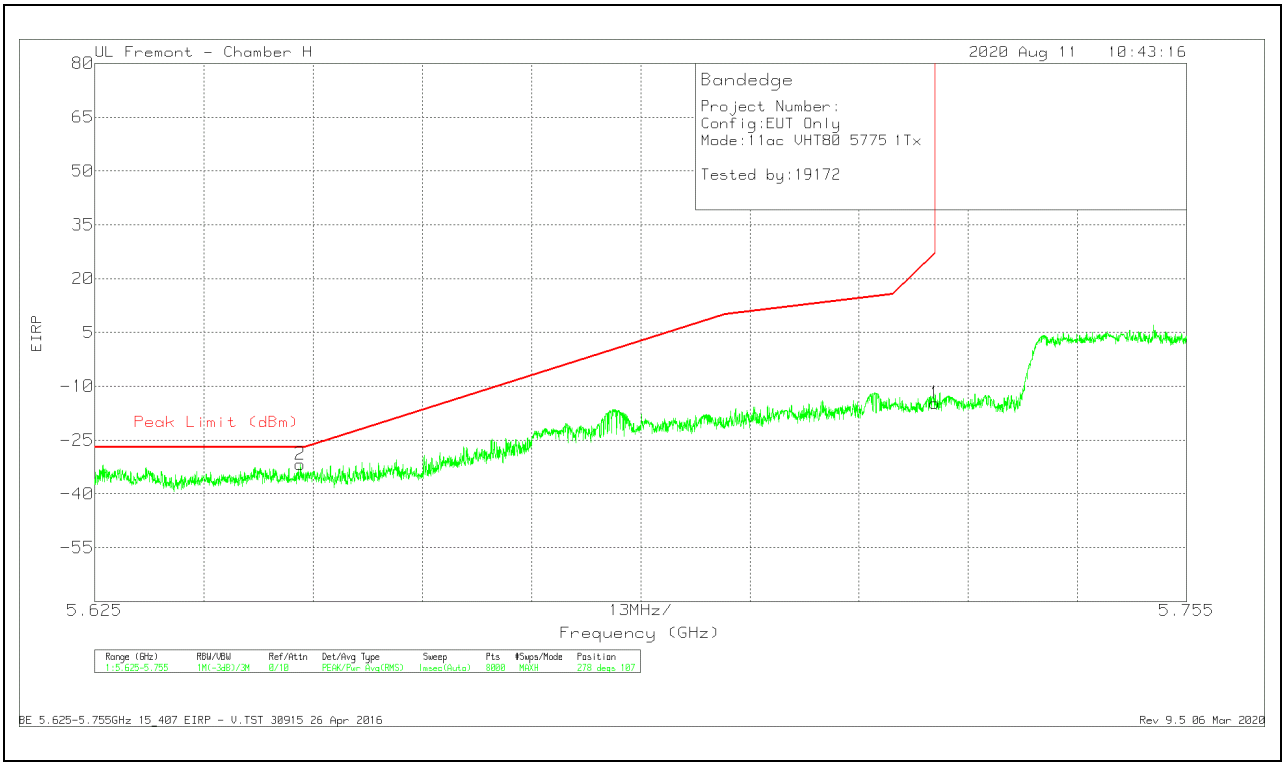

Marker	Frequency (GHz)	Meter Reading (dBm)	Det	AF T863 (dB/m)	Amp/Cbl/Fltr/Pad (dB)	Conversion Factor (dB)	DC Corr (dB)	Corrected Reading EIRP	Peak Limit (dBm)	PK Margin (dB)	Azimuth (Degs)	Height (cm)	Polarity
2	5.64946	-57.65	Pk	35.1	-21	11.8	0	-31.75	-27	-4.75	278	107	V
1	5.725	-40.4	Pk	35	-21.1	11.8	0	-14.7	27	-41.7	278	107	V

Pk - Peak detector

UL VERIFICATION SERVICES INC.
47173 Benicia Street, Fremont, CA 94538; USA TEL:(510) 319-4000 FAX:(510) 661-0888
This report shall not be reproduced except in full, without the written approval of UL Verification Services Inc.

BANDEDGE (CHANNEL 155 HIGH EDGE)

HORIZONTAL RESULT

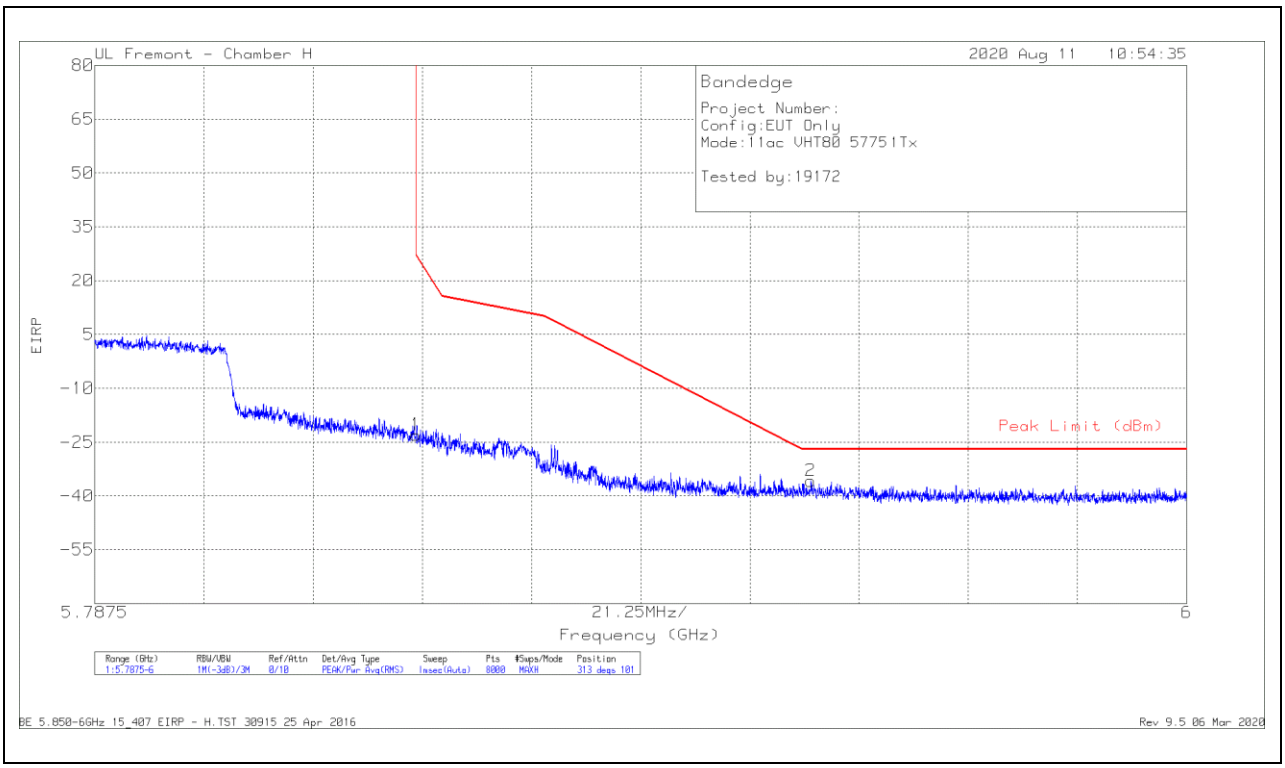

Marker	Frequency (GHz)	Meter Reading (dBm)	Det	AF T863 (dB/m)	Amp/Cbl/Fltr/Pad (dB)	Conversion Factor (dB)	DC Corr (dB)	Corrected Reading EIRP	Peak Limit (dBm)	PK Margin (dB)	Azimuth (Degs)	Height (cm)	Polarity
1	5.85001	-49.09	Pk	35	-20.7	11.8	0	-22.99	26.98	-49.97	313	101	H
2	5.92684	-62.31	Pk	35.1	-20.4	11.8	0	-35.81	-27	-8.81	313	101	H

Pk - Peak detector

UL VERIFICATION SERVICES INC.
47173 Benicia Street, Fremont, CA 94538; USA TEL:(510) 319-4000 FAX:(510) 661-0888
This report shall not be reproduced except in full, without the written approval of UL Verification Services Inc.

VERTICAL RESULT

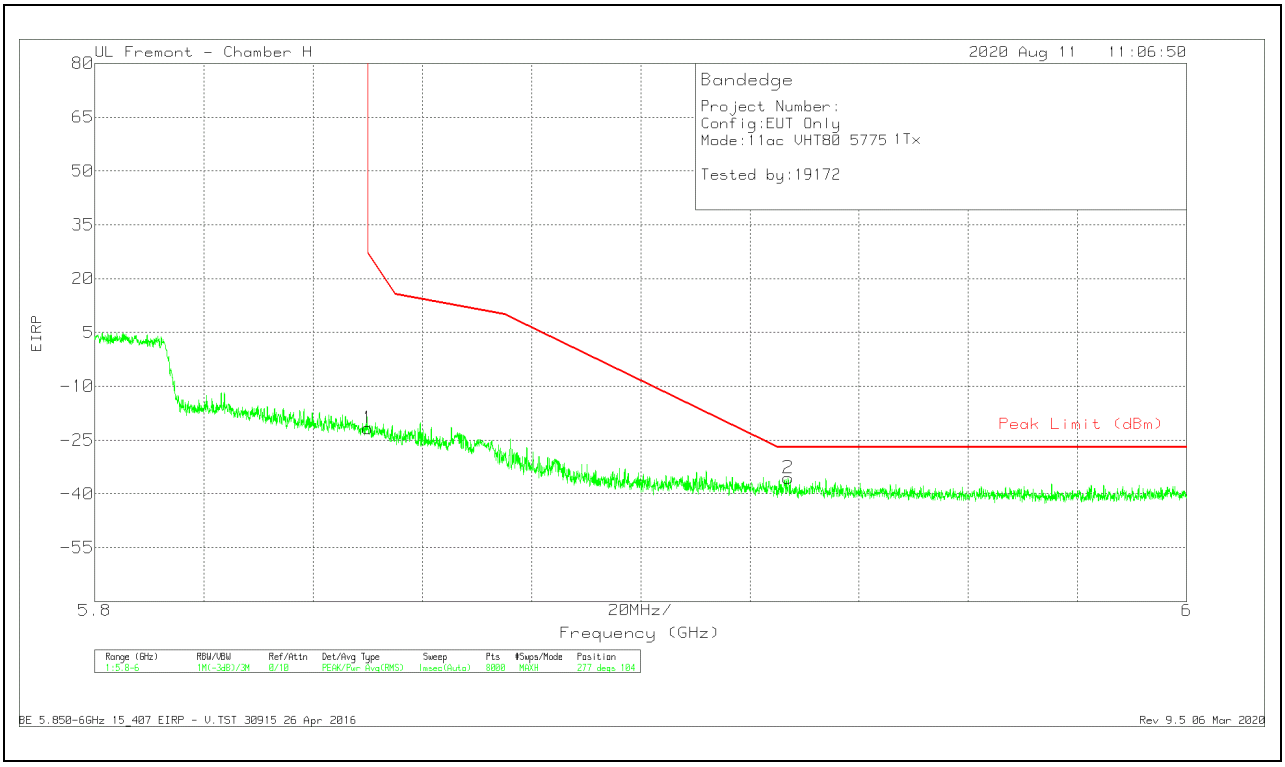

Marker	Frequency (GHz)	Meter Reading (dBm)	Det	AF T863 (dB/m)	Amp/Cbl/Fltr/Pad (dB)	Conversion Factor (dB)	DC Corr (dB)	Corrected Reading EIRP	Peak Limit (dBm)	PK Margin (dB)	Azimuth (Degs)	Height (cm)	Polarity
1	5.85001	-47.79	Pk	35	-20.7	11.8	0	-21.69	26.99	-48.68	277	104	V
2	5.92702	-62.04	Pk	35.1	-20.4	11.8	0	-35.54	-27	-8.54	277	104	V

Pk - Peak detector

UL VERIFICATION SERVICES INC.
47173 Benicia Street, Fremont, CA 94538; USA TEL:(510) 319-4000 FAX:(510) 661-0888
This report shall not be reproduced except in full, without the written approval of UL Verification Services Inc.

2TX ANTENNA 6 + ANTENNA 5 CDD MODE

BANDEDGE (CHANNEL 155 LOW EDGE)

HORIZONTAL RESULT

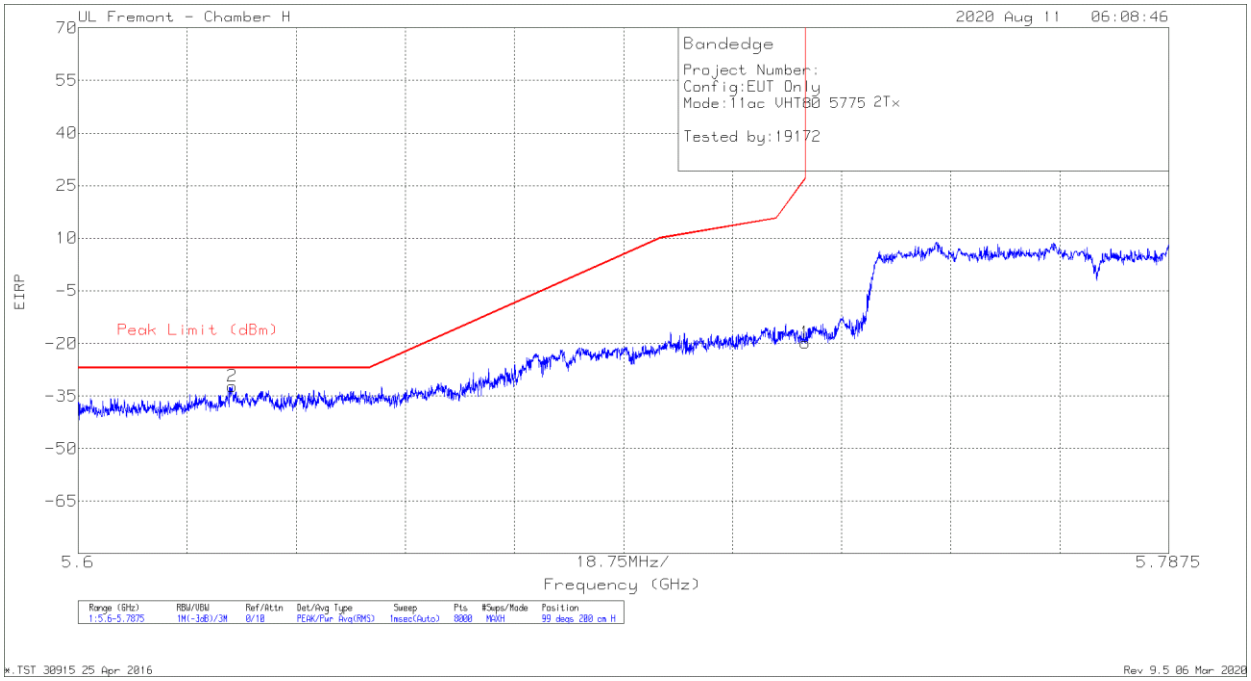

Marker	Frequency (GHz)	Meter Reading (dBm)	Det	AF T863 (dB/m)	Amp/Cbl/Fltr/Pad (dB)	Conversion Factor (dB)	DC Corr (dB)	Corrected Reading EIRP	Peak Limit (dBm)	PK Margin (dB)	Azimuth (Degs)	Height (cm)	Polarity
2	5.62651	-58.14	Pk	35.2	-21.1	11.8	0	-32.24	-27	-5.24	99	200	H
1	5.72498	-45.53	Pk	35	-21.1	11.8	0	-19.83	26.96	-46.79	99	200	H

Pk - Peak detector

UL VERIFICATION SERVICES INC.
47173 Benicia Street, Fremont, CA 94538; USA TEL:(510) 319-4000 FAX:(510) 661-0888
This report shall not be reproduced except in full, without the written approval of UL Verification Services Inc.

VERTICAL RESULT

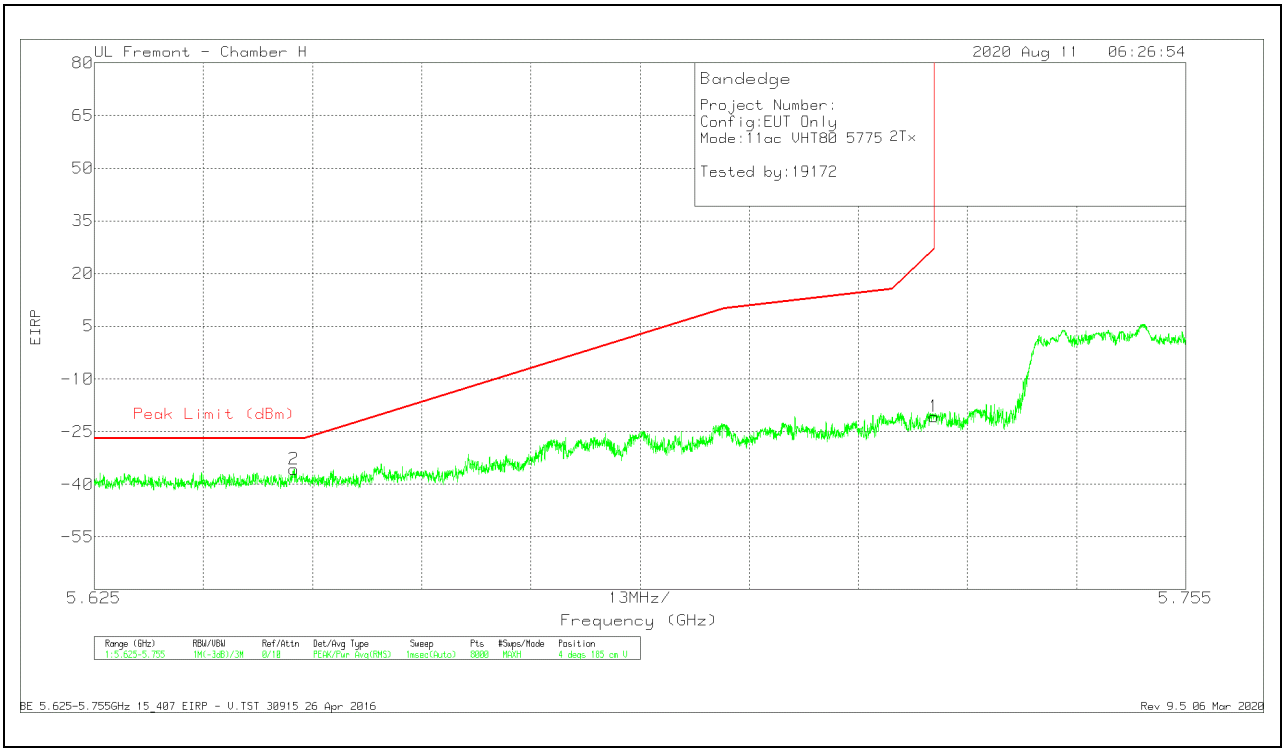

Marker	Frequency (GHz)	Meter Reading (dBm)	Det	AF T863 (dB/m)	Amp/Cbl/Fltr/Pad (dB)	Conversion Factor (dB)	DC Corr (dB)	Corrected Reading EIRP	Peak Limit (dBm)	PK Margin (dB)	Azimuth (Degs)	Height (cm)	Polarity
2	5.64881	-61.57	Pk	35.1	-21	11.8	0	-35.67	-27	-8.67	4	185	V
1	5.725	-46.48	Pk	35	-21.1	11.8	0	-20.78	27	-47.78	4	185	V

Pk - Peak detector

UL VERIFICATION SERVICES INC.
47173 Benicia Street, Fremont, CA 94538; USA TEL:(510) 319-4000 FAX:(510) 661-0888
This report shall not be reproduced except in full, without the written approval of UL Verification Services Inc.

BANDEDGE (CHANNEL 155 HIGH EDGE)

HORIZONTAL RESULT

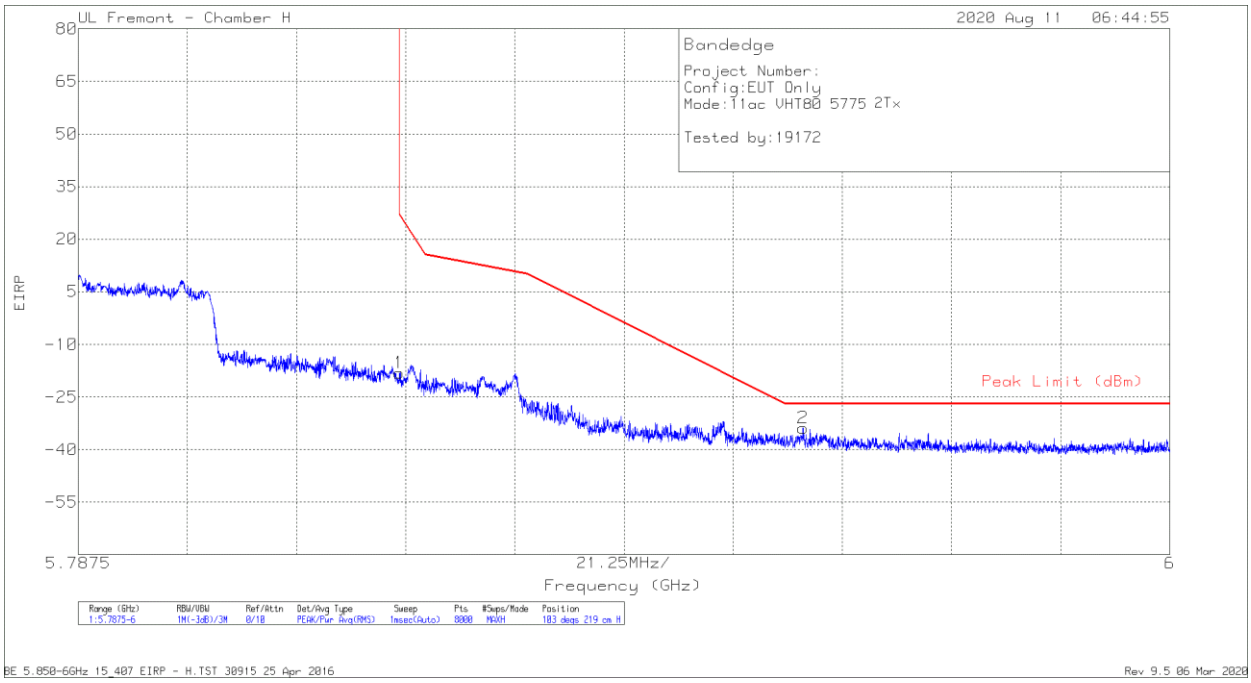

Marker	Frequency (GHz)	Meter Reading (dBm)	Det	AF T863 (dB/m)	Amp/Cbl/Fltr/Pad (dB)	Conversion Factor (dB)	DC Corr (dB)	Corrected Reading EIRP	Peak Limit (dBm)	PK Margin (dB)	Azimuth (Degs)	Height (cm)	Polarity
1	5.85001	-44.2	Pk	35	-20.7	11.8	0	-18.1	26.98	-45.08	103	219	H
2	5.92859	-60.35	Pk	35.1	-20.4	11.8	0	-33.85	-27	-6.85	103	219	H

Pk - Peak detector

UL VERIFICATION SERVICES INC.
47173 Benicia Street, Fremont, CA 94538; USA TEL:(510) 319-4000 FAX:(510) 661-0888
This report shall not be reproduced except in full, without the written approval of UL Verification Services Inc.

VERTICAL RESULT

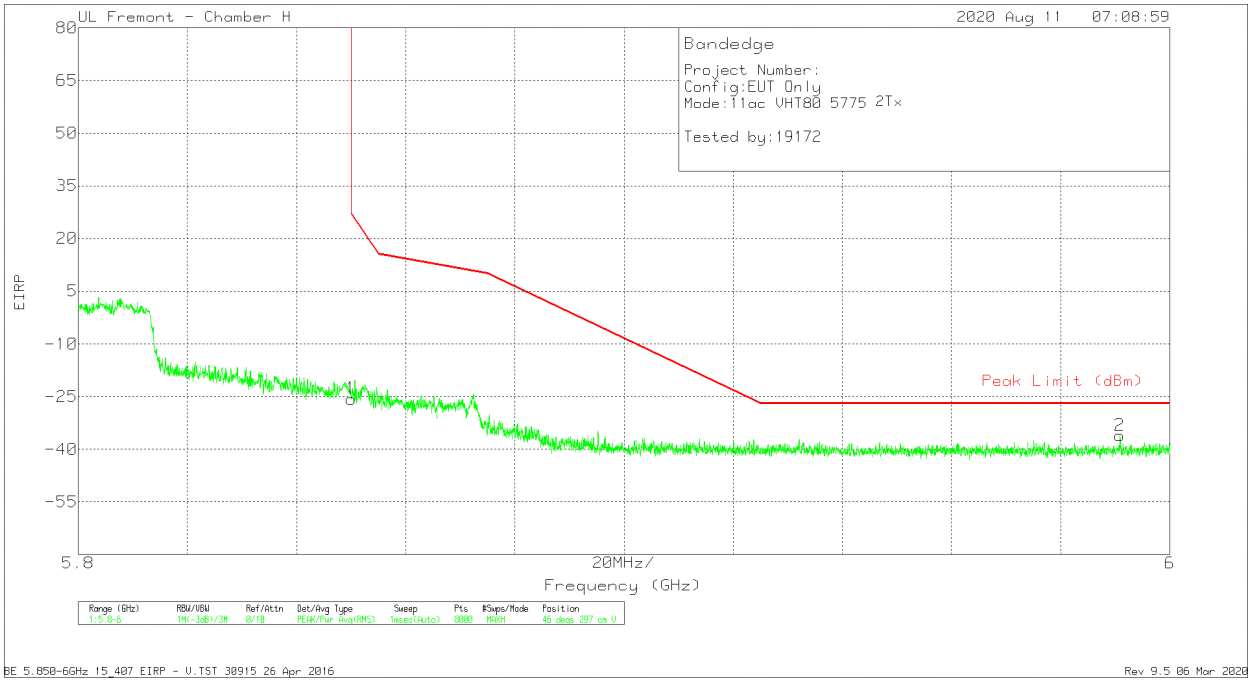

Marker	Frequency (GHz)	Meter Reading (dBm)	Det	AF T863 (dB/m)	Amp/Cbl/Fltr/Pad (dB)	Conversion Factor (dB)	DC Corr (dB)	Corrected Reading EIRP	Peak Limit (dBm)	PK Margin (dB)	Azimuth (Degs)	Height (cm)	Polarity
1	5.85001	-51.73	Pk	35	-20.7	11.8	0	-25.63	26.99	-52.62	46	297	V
2	5.99087	-62.8	Pk	35.2	-20.3	11.8	0	-36.1	-27	-9.1	46	297	V

Pk - Peak detector

UL VERIFICATION SERVICES INC.
47173 Benicia Street, Fremont, CA 94538; USA TEL:(510) 319-4000 FAX:(510) 661-0888
This report shall not be reproduced except in full, without the written approval of UL Verification Services Inc.

HARMONICS AND SPURIOUS EMISSIONS

MID CHANNEL RESULTS

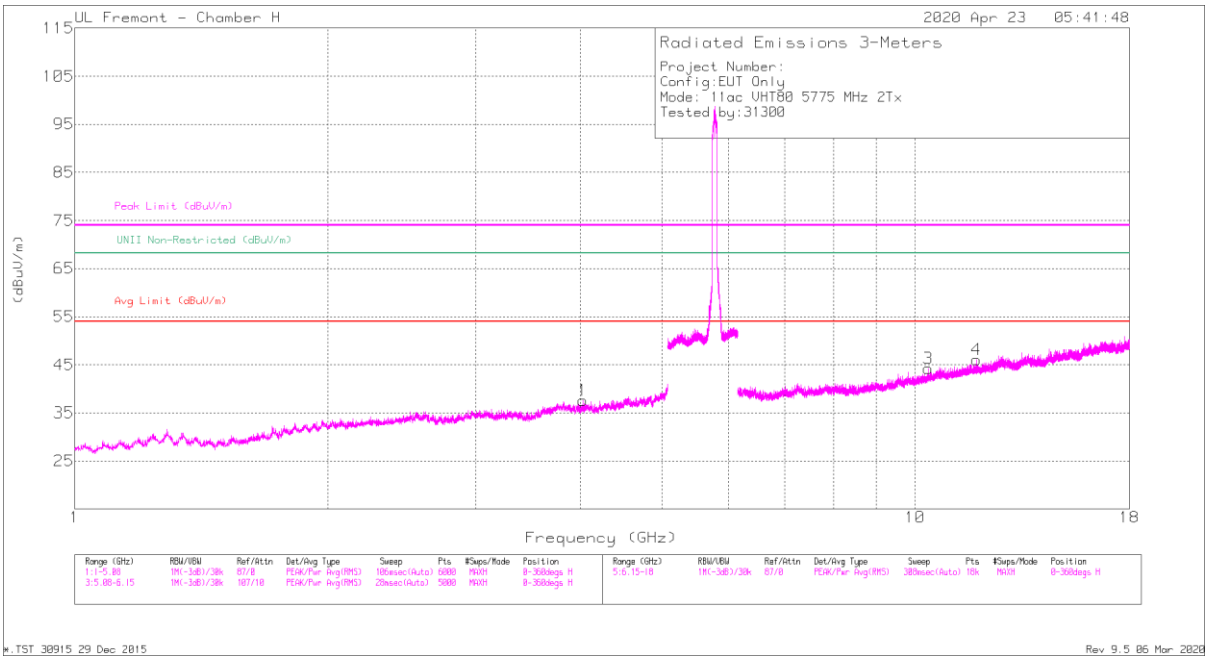

HORIZONTAL

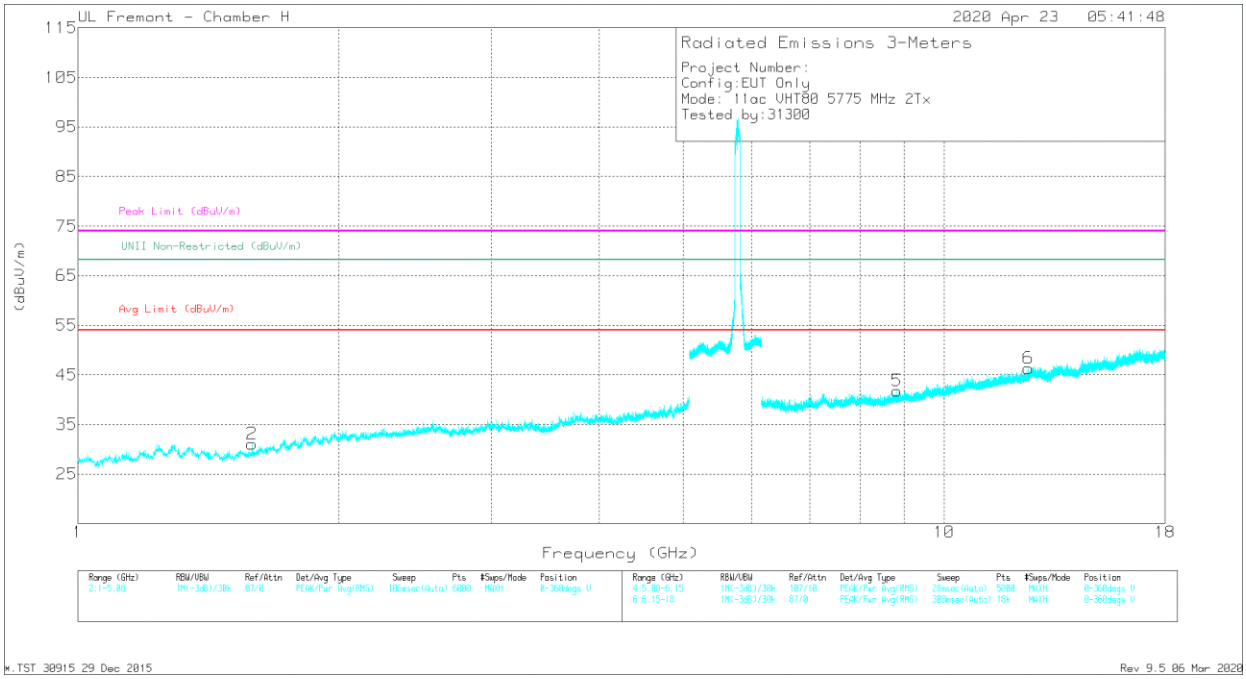

VERTICAL

UL VERIFICATION SERVICES INC.
47173 Benicia Street, Fremont, CA 94538; USA TEL:(510) 319-4000 FAX:(510) 661-0888
This report shall not be reproduced except in full, without the written approval of UL Verification Services Inc.

RADIATED EMISSIONS

Marker	Frequency (GHz)	Meter Reading (dBuV)	Det	AF T863 (dB/m)	Amp/Cbl/Fltr/Pad (dB)	DC Corr (dB)	Corrected Reading (dBuV/m)	Avg Limit (dBuV/m)	Margin (dB)	Peak Limit (dBuV/m)	PK Margin (dB)	UNII Non-Restricted (dBuV/m)	PK Margin (dB)	Azimuth (Degs)	Height (cm)	Polarity
1	* 4.02465	43.32	PK-U	33.5	-32.1	0	44.72	-	-	74	-29.28	-	-	138	275	H
	* 4.02758	31.3	ADR	33.5	-32.1	1.29	33.99	54	-20.01	-	-	-	-	138	275	H
2	* 1.588	43.64	PK-U	28	-34.3	0	37.34	-	-	74	-36.66	-	-	355	199	V
	* 1.58688	31.57	ADR	28	-34.3	1.29	26.56	54	-27.44	-	-	-	-	355	199	V
4	* 11.8420	37.43	PK-U	38.5	-24	0	51.93	-	-	74	-22.07	-	-	122	101	H
	* 11.8413	25.62	ADR	38.5	-24	1.29	41.41	54	-12.59	-	-	-	-	122	101	H
6	* 12.5162	37.16	PK-U	39.4	-24.1	0	52.46	-	-	74	-21.54	-	-	301	249	V
	* 12.517	25.5	ADR	39.4	-24.1	1.29	42.09	54	-11.91	-	-	-	-	301	249	V
5	8.81728	37.98	PK-U	36.2	-26.2	0	47.98	-	-	-	-	68.2	-20.22	141	200	V
3	10.37726	37.22	PK-U	37.4	-24.6	0	50.02	-	-	-	-	68.2	-18.18	315	199	H

* - indicates frequency in CFR47 Pt 15 / IC RSS-Restricted Band
PK-U - U-NII: Maximum Peak
ADR - U-NII AD primary method, RMS average

UL VERIFICATION SERVICES INC.
47173 Benicia Street, Fremont, CA 94538; USA TEL:(510) 319-4000 FAX:(510) 661-0888
This report shall not be reproduced except in full, without the written approval of UL Verification Services Inc.

1.1.22. TX ABOVE 1 GHz 802.11ax HE20 MODE IN THE 5.8 GHz BAND

ANTENNA 6 – 242 Tones, RU Index 61

BANDEDGE (LOW CHANNEL)

HORIZONTAL RESULT

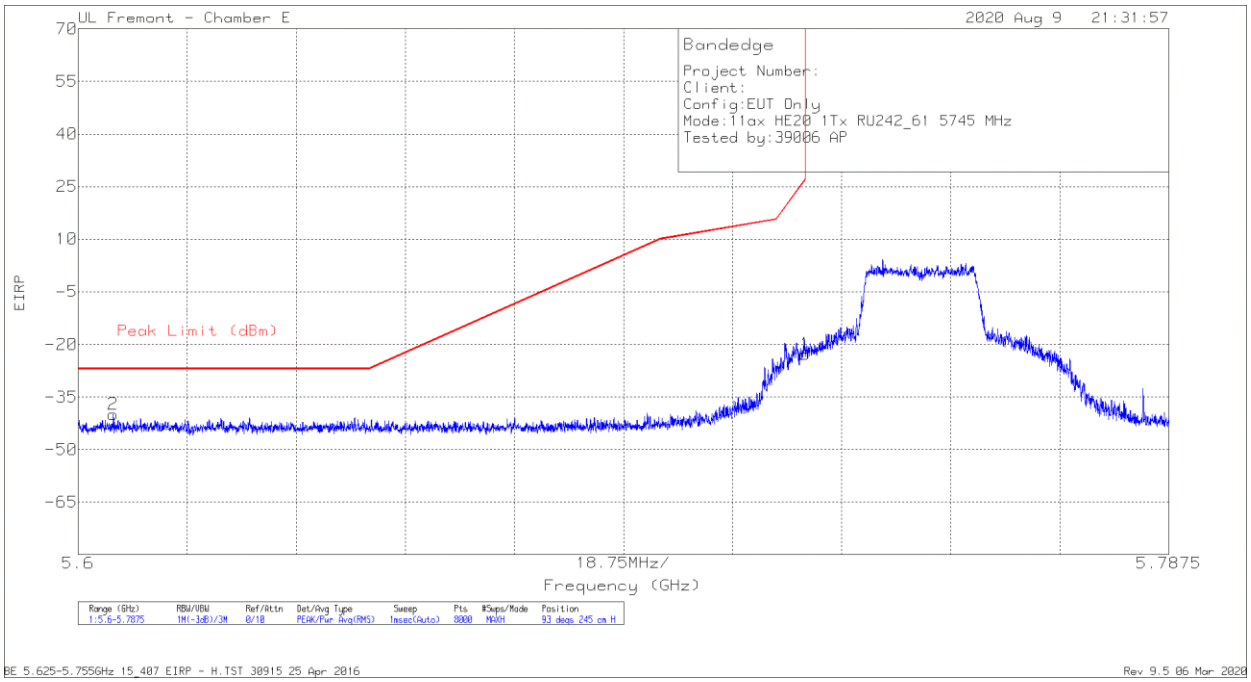

Marker	Frequency (GHz)	Meter Reading (dBm)	Det	AF T712 (dB/m)	Amp/Cbl/Fltr/Pad (dB)	Conversion Factor (dB)	Corrected Reading EIRP	Peak Limit (dBm)	PK Margin (dB)	Azimuth (Degs)	Height (cm)	Polarity
2	5.60602	-64.59	Pk	34.7	-21.8	11.8	-39.89	-27	-12.89	93	245	H
1	5.72498	-48.1	Pk	34.7	-21.2	11.8	-22.8	26.96	-49.76	93	245	H

Pk - Peak detector

UL VERIFICATION SERVICES INC.
47173 Benicia Street, Fremont, CA 94538; USA TEL:(510) 319-4000 FAX:(510) 661-0888
This report shall not be reproduced except in full, without the written approval of UL Verification Services Inc.

VERTICAL RESULT

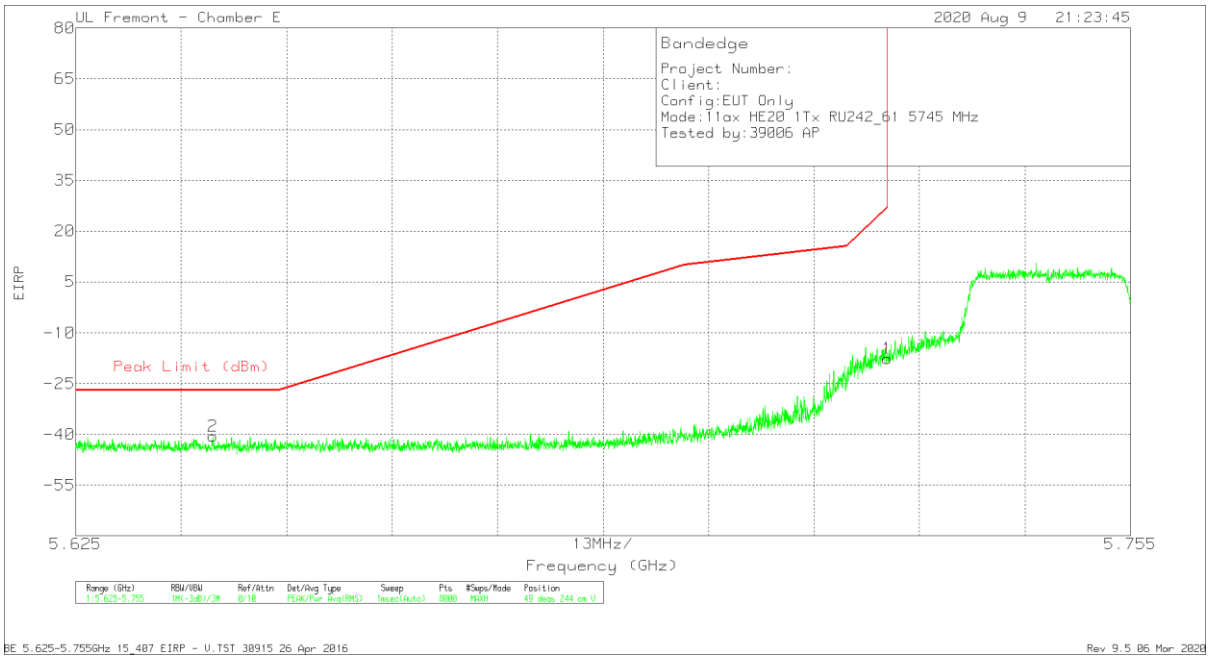

Marker	Frequency (GHz)	Meter Reading (dBm)	Det	AF T712 (dB/m)	Amp/Cbl/Fltr/Pad (dB)	Conversion Factor (dB)	Corrected Reading EIRP	Peak Limit (dBm)	PK Margin (dB)	Azimuth (Degs)	Height (cm)	Polarity
2	5.64189	-65.57	Pk	34.8	-21.6	11.8	-40.57	-27	-13.57	49	244	V
1	5.725	-42.89	Pk	34.7	-21.2	11.8	-17.59	27	-44.59	49	244	V

Pk - Peak detector

UL VERIFICATION SERVICES INC.
47173 Benicia Street, Fremont, CA 94538; USA TEL:(510) 319-4000 FAX:(510) 661-0888
This report shall not be reproduced except in full, without the written approval of UL Verification Services Inc.

BANDEDGE (HIGH CHANNEL)

HORIZONTAL RESULT

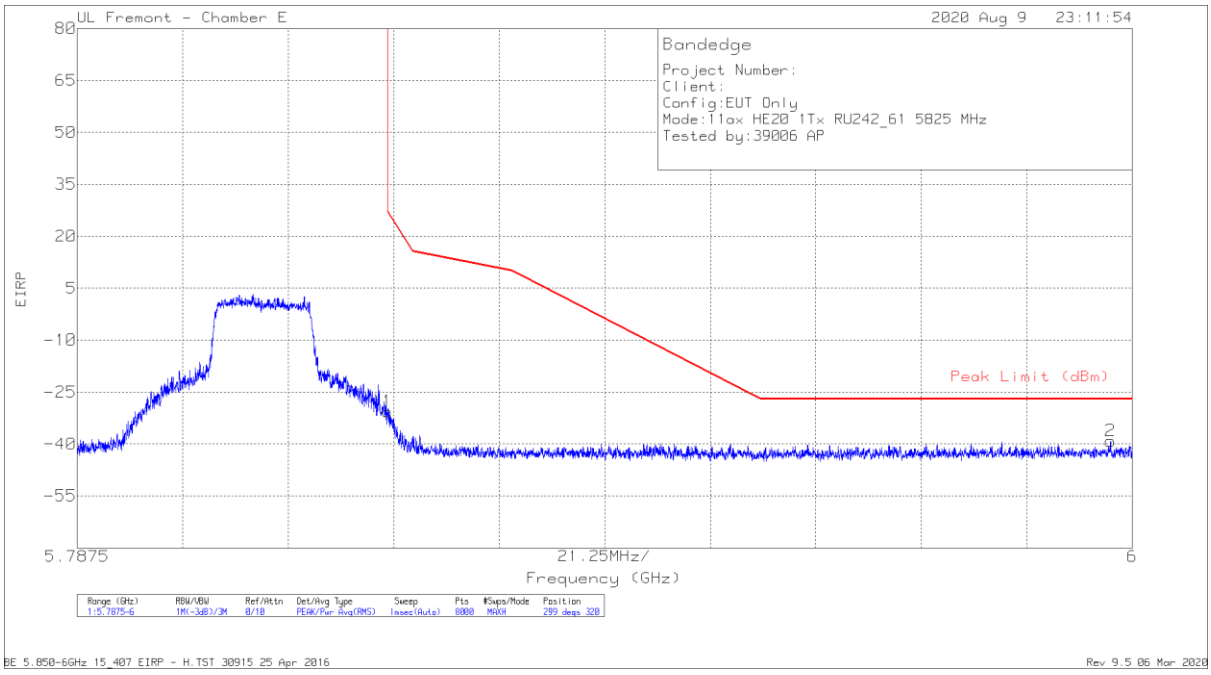

Marker	Frequency (GHz)	Meter Reading (dBm)	Det	AF T712 (dB/m)	Amp/Cbl/Fltr/Pad (dB)	Conversion Factor (dB)	Corrected Reading EIRP	Peak Limit (dBm)	PK Margin (dB)	Azimuth (Degs)	Height (cm)	Polarity
1	5.85001	-56.58	Pk	34.9	-20.7	11.8	-30.58	26.98	-57.56	299	320	H
2	5.99562	-65.5	Pk	35.2	-20.6	11.8	-39.1	-27	-12.1	299	320	H

Pk - Peak detector

UL VERIFICATION SERVICES INC.
47173 Benicia Street, Fremont, CA 94538; USA TEL:(510) 319-4000 FAX:(510) 661-0888
This report shall not be reproduced except in full, without the written approval of UL Verification Services Inc.

VERTICAL RESULT

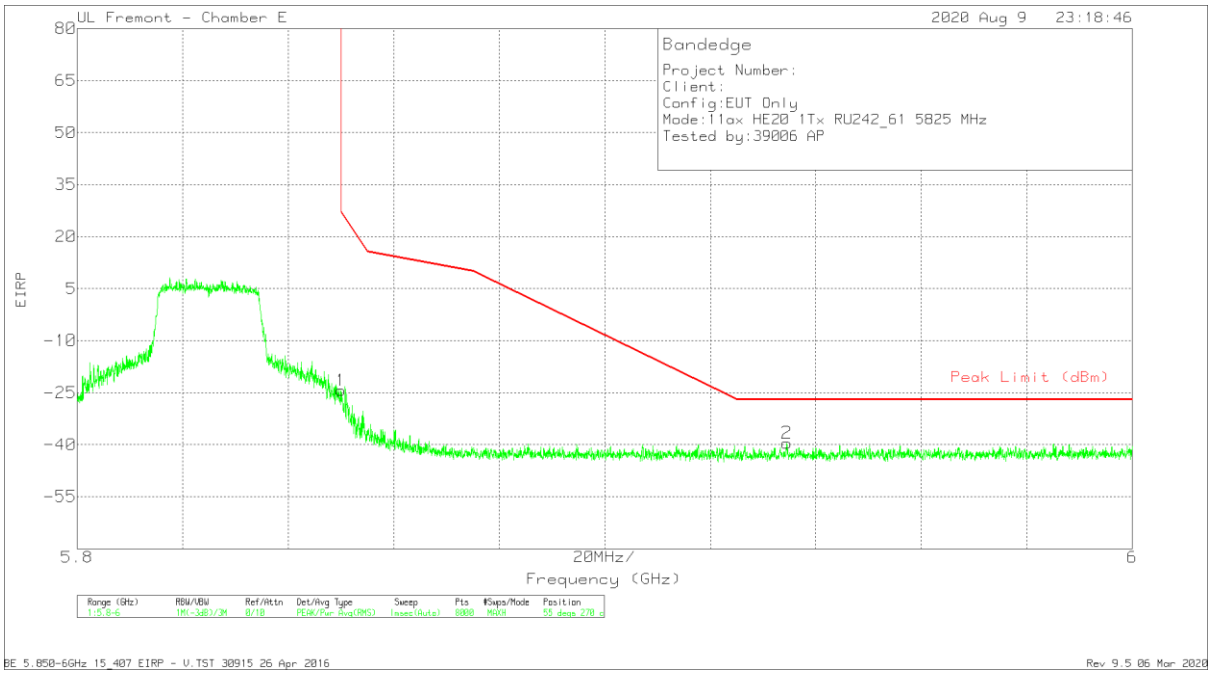

Marker	Frequency (GHz)	Meter Reading (dBm)	Det	AF T712 (dB/m)	Amp/Cbl/Fltr/Pad (dB)	Conversion Factor (dB)	Corrected Reading EIRP	Peak Limit (dBm)	PK Margin (dB)	Azimuth (Degs)	Height (cm)	Polarity
1	5.85001	-50.36	Pk	34.9	-20.7	11.8	-24.36	26.99	-51.35	55	270	V
2	5.93452	-65.42	Pk	35.1	-21	11.8	-39.52	-27	-12.52	55	270	V

Pk - Peak detector

UL VERIFICATION SERVICES INC.
47173 Benicia Street, Fremont, CA 94538; USA TEL:(510) 319-4000 FAX:(510) 661-0888
This report shall not be reproduced except in full, without the written approval of UL Verification Services Inc.

ANTENNA 6 – 26 Tones, RU Index 0

BANDEDGE (LOW CHANNEL)

HORIZONTAL RESULT

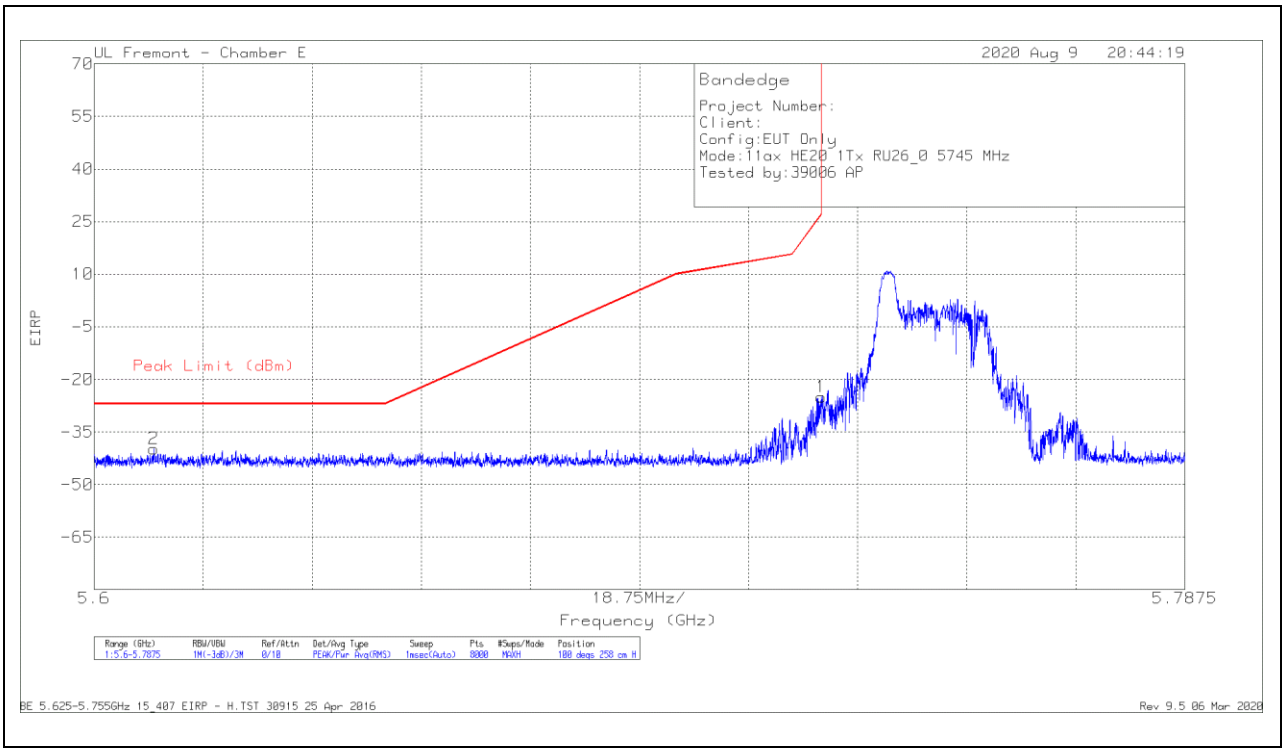

Marker	Frequency (GHz)	Meter Reading (dBm)	Det	AF T712 (dB/m)	Amp/Cbl/Fltr/Pad (dB)	Conversion Factor (dB)	Corrected Reading EIRP	Peak Limit (dBm)	PK Margin (dB)	Azimuth (Degs)	Height (cm)	Polarity
2	5.61027	-64.63	Pk	34.7	-21.7	11.8	-39.83	-27	-12.83	100	258	H
1	5.72498	-50.22	Pk	34.7	-21.2	11.8	-24.92	26.96	-51.88	100	258	H

Pk - Peak detector

UL VERIFICATION SERVICES INC.
47173 Benicia Street, Fremont, CA 94538; USA TEL:(510) 319-4000 FAX:(510) 661-0888
This report shall not be reproduced except in full, without the written approval of UL Verification Services Inc.

VERTICAL RESULT

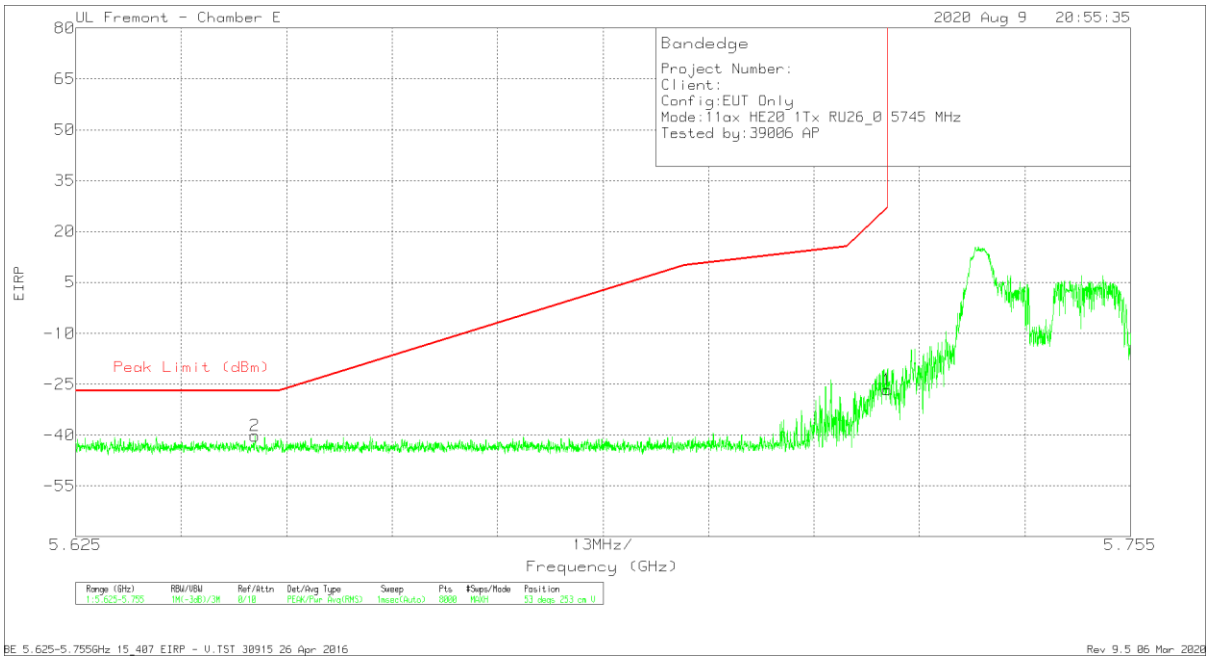

Marker	Frequency (GHz)	Meter Reading (dBm)	Det	AF T712 (dB/m)	Amp/Cbl/Fltr/Pad (dB)	Conversion Factor (dB)	Corrected Reading EIRP	Peak Limit (dBm)	PK Margin (dB)	Azimuth (Degs)	Height (cm)	Polarity
2	5.64709	-65.13	Pk	34.7	-21.6	11.8	-40.23	-27	-13.23	53	253	V
1	5.725	-51.86	Pk	34.7	-21.2	11.8	-26.56	27	-53.56	53	253	V

Pk - Peak detector

UL VERIFICATION SERVICES INC.
47173 Benicia Street, Fremont, CA 94538; USA TEL:(510) 319-4000 FAX:(510) 661-0888
This report shall not be reproduced except in full, without the written approval of UL Verification Services Inc.

ANTENNA 6 – 26 Tones, RU Index 8

BANDEDGE (HIGH CHANNEL)

HORIZONTAL RESULT

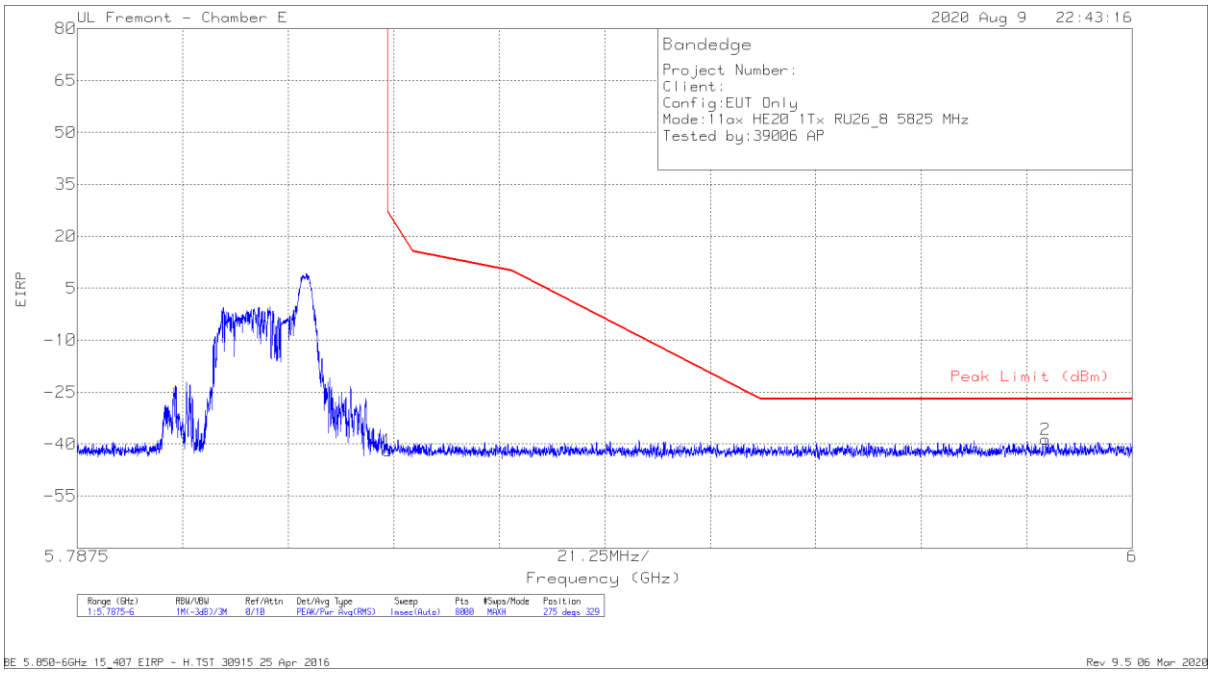

Marker	Frequency (GHz)	Meter Reading (dBm)	Det	AF T712 (dB/m)	Amp/Cbl/Fltr/Pad (dB)	Conversion Factor (dB)	Corrected Reading EIRP	Peak Limit (dBm)	PK Margin (dB)	Azimuth (Degs)	Height (cm)	Polarity
1	5.85001	-67.9	Pk	34.9	-20.7	11.8	-41.9	26.98	-68.88	275	329	H
2	5.98252	-64.79	Pk	35.1	-20.8	11.8	-38.69	-27	-11.69	275	329	H

Pk - Peak detector

UL VERIFICATION SERVICES INC.
47173 Benicia Street, Fremont, CA 94538; USA TEL:(510) 319-4000 FAX:(510) 661-0888
This report shall not be reproduced except in full, without the written approval of UL Verification Services Inc.

VERTICAL RESULT

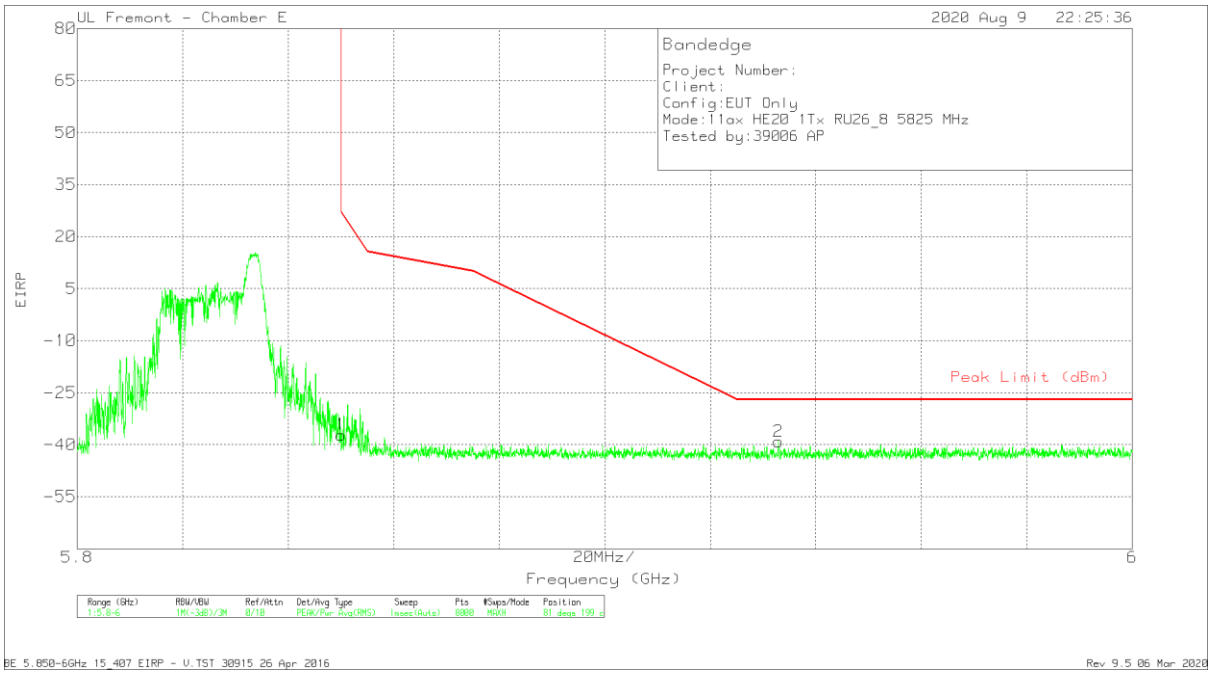

Marker	Frequency (GHz)	Meter Reading (dBm)	Det	AF T712 (dB/m)	Amp/Cbl/Fltr/Pad (dB)	Conversion Factor (dB)	Corrected Reading EIRP	Peak Limit (dBm)	PK Margin (dB)	Azimuth (Degs)	Height (cm)	Polarity
1	5.85001	-63.13	Pk	34.9	-20.7	11.8	-37.13	26.99	-64.12	81	199	V
2	5.93292	-64.97	Pk	35.1	-21	11.8	-39.07	-27	-12.07	81	199	V

Pk - Peak detector

UL VERIFICATION SERVICES INC.
47173 Benicia Street, Fremont, CA 94538; USA TEL:(510) 319-4000 FAX:(510) 661-0888
This report shall not be reproduced except in full, without the written approval of UL Verification Services Inc.

ANTENNA 5 – 242 Tones, RU Index 61

BANDEDGE (LOW CHANNEL)

HORIZONTAL RESULT

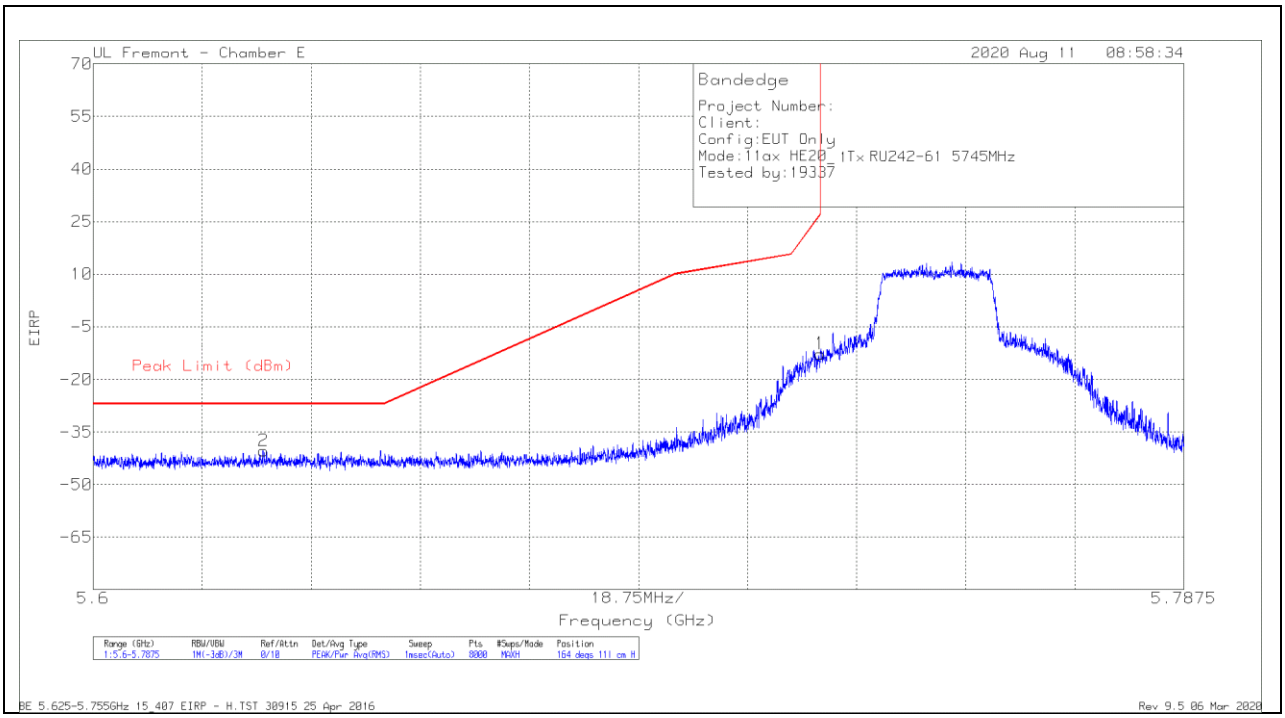

Marker	Frequency (GHz)	Meter Reading (dBm)	Det	AF T712 (dB/m)	Amp/Cbl/Fltr/Pad (dB)	Conversion Factor (dB)	Corrected Reading EIRP	Peak Limit (dBm)	PK Margin (dB)	Azimuth (Degs)	Height (cm)	Polarity
2	5.6293	-65.11	Pk	34.7	-21.7	11.8	-40.31	-27	-13.31	164	111	H
1	5.72498	-38	Pk	34.7	-21.2	11.8	-12.7	26.96	-39.66	164	111	H

Pk - Peak detector

UL VERIFICATION SERVICES INC.
47173 Benicia Street, Fremont, CA 94538; USA TEL:(510) 319-4000 FAX:(510) 661-0888
This report shall not be reproduced except in full, without the written approval of UL Verification Services Inc.

VERTICAL RESULT

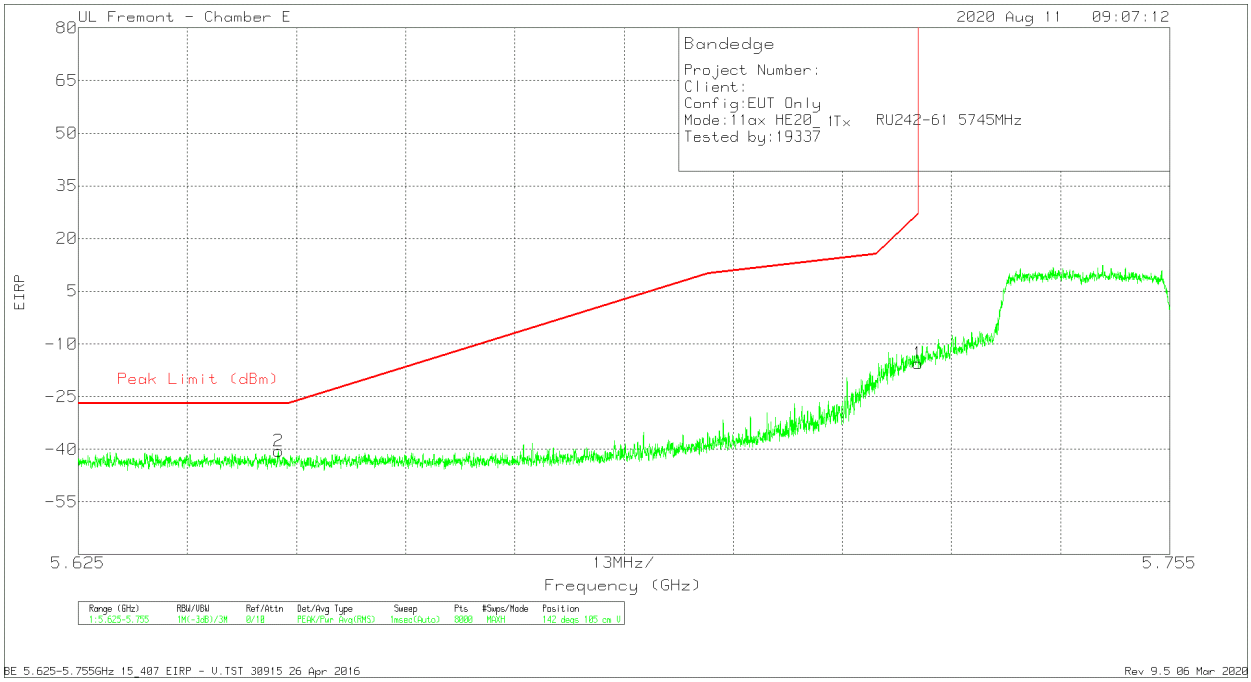

Marker	Frequency (GHz)	Meter Reading (dBm)	Det	AF T712 (dB/m)	Amp/Cbl/Fltr/Pad (dB)	Conversion Factor (dB)	Corrected Reading EIRP	Peak Limit (dBm)	PK Margin (dB)	Azimuth (Degs)	Height (cm)	Polarity
2	5.64884	-65.58	Pk	34.7	-21.5	11.8	-40.58	-27	-13.58	142	105	V
1	5.725	-40.9	Pk	34.7	-21.2	11.8	-15.6	27	-42.6	142	105	V

Pk - Peak detector

UL VERIFICATION SERVICES INC.
47173 Benicia Street, Fremont, CA 94538; USA TEL:(510) 319-4000 FAX:(510) 661-0888
This report shall not be reproduced except in full, without the written approval of UL Verification Services Inc.

BANDEDGE (HIGH CHANNEL)

HORIZONTAL RESULT

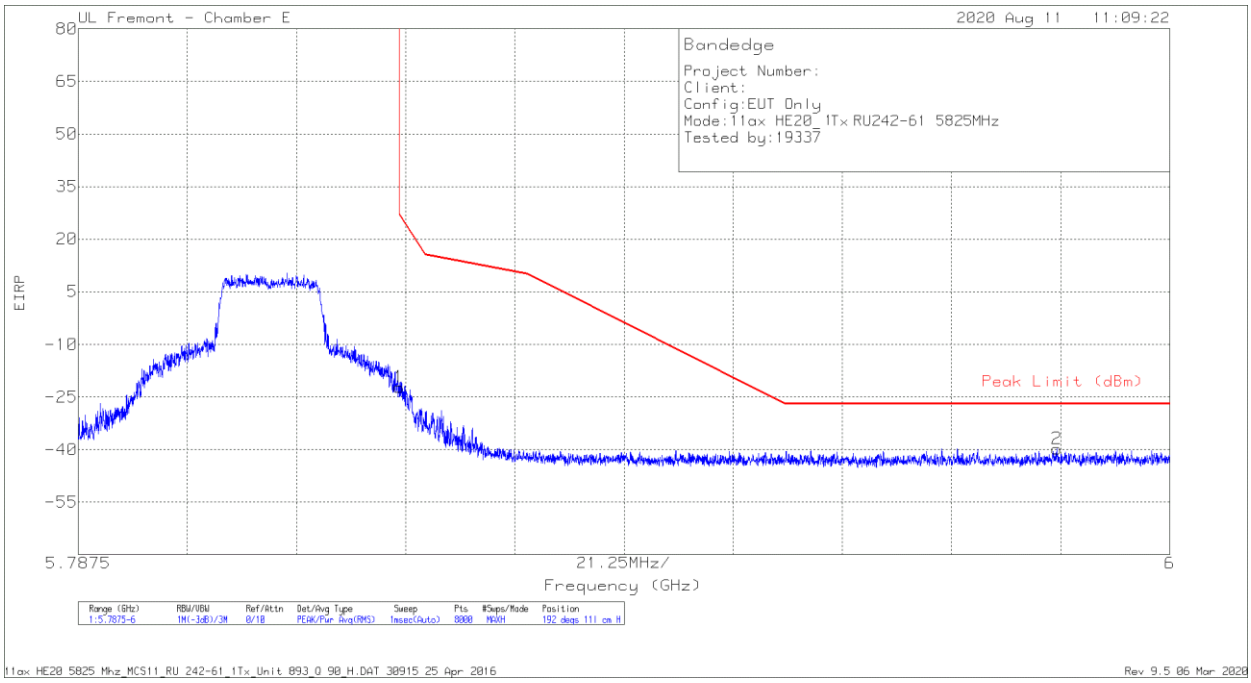

Marker	Frequency (GHz)	Meter Reading (dBm)	Det	AF T712 (dB/m)	Amp/Cbl/Fltr/Pad (dB)	Conversion Factor (dB)	Corrected Reading EIRP	Peak Limit (dBm)	PK Margin (dB)	Azimuth (Degs)	Height (cm)	Polarity
1	5.85001	-48.29	Pk	34.9	-20.7	11.8	-22.29	26.98	-49.27	192	111	H
2	5.97803	-65.99	Pk	35.2	-20.8	11.8	-39.79	-27	-12.79	192	111	H

Pk - Peak detector

UL VERIFICATION SERVICES INC.
47173 Benicia Street, Fremont, CA 94538; USA TEL:(510) 319-4000 FAX:(510) 661-0888
This report shall not be reproduced except in full, without the written approval of UL Verification Services Inc.

VERTICAL RESULT

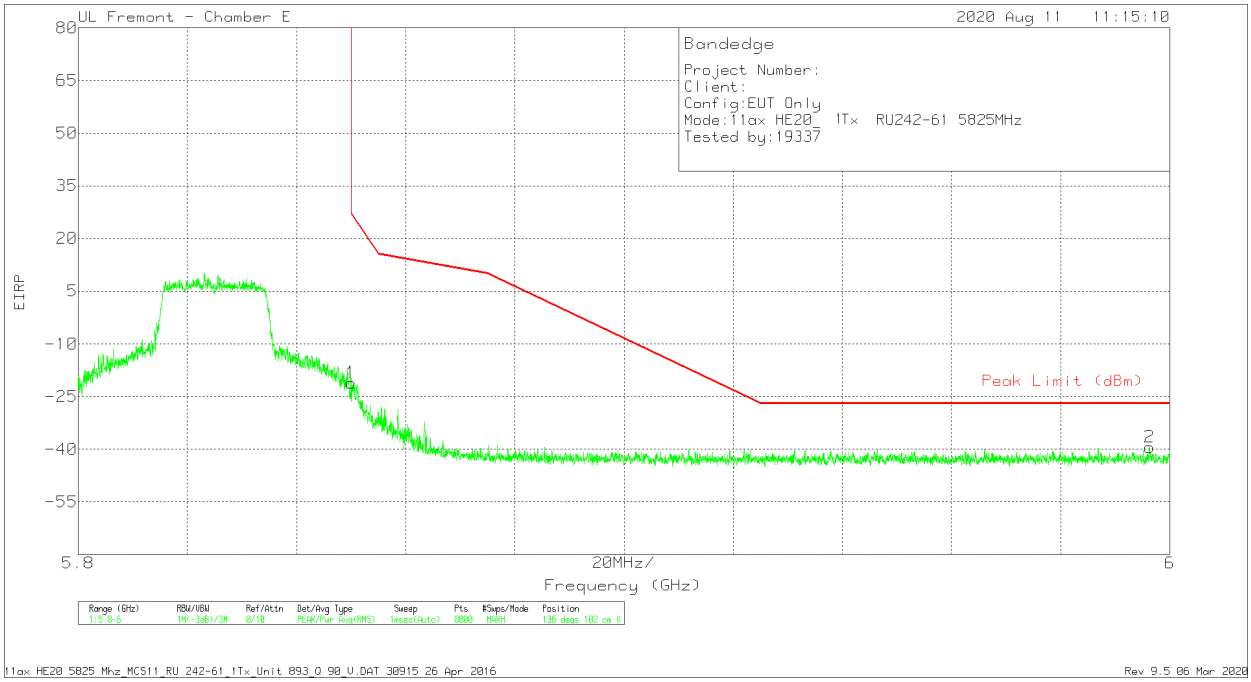

Marker	Frequency (GHz)	Meter Reading (dBm)	Det	AF T712 (dB/m)	Amp/Cbl/Fltr/Pad (dB)	Conversion Factor (dB)	Corrected Reading EIRP	Peak Limit (dBm)	PK Margin (dB)	Azimuth (Degs)	Height (cm)	Polarity
1	5.85001	-47.1	Pk	34.9	-20.7	11.8	-21.1	26.99	-48.09	136	102	V
2	5.99627	-65.86	Pk	35.2	-20.6	11.8	-39.46	-27	-12.46	136	102	V

Pk - Peak detector

UL VERIFICATION SERVICES INC.
47173 Benicia Street, Fremont, CA 94538; USA TEL:(510) 319-4000 FAX:(510) 661-0888
This report shall not be reproduced except in full, without the written approval of UL Verification Services Inc.

ANTENNA 5 – 26 Tones, RU Index 0

BANDEDGE (LOW CHANNEL)

HORIZONTAL RESULT

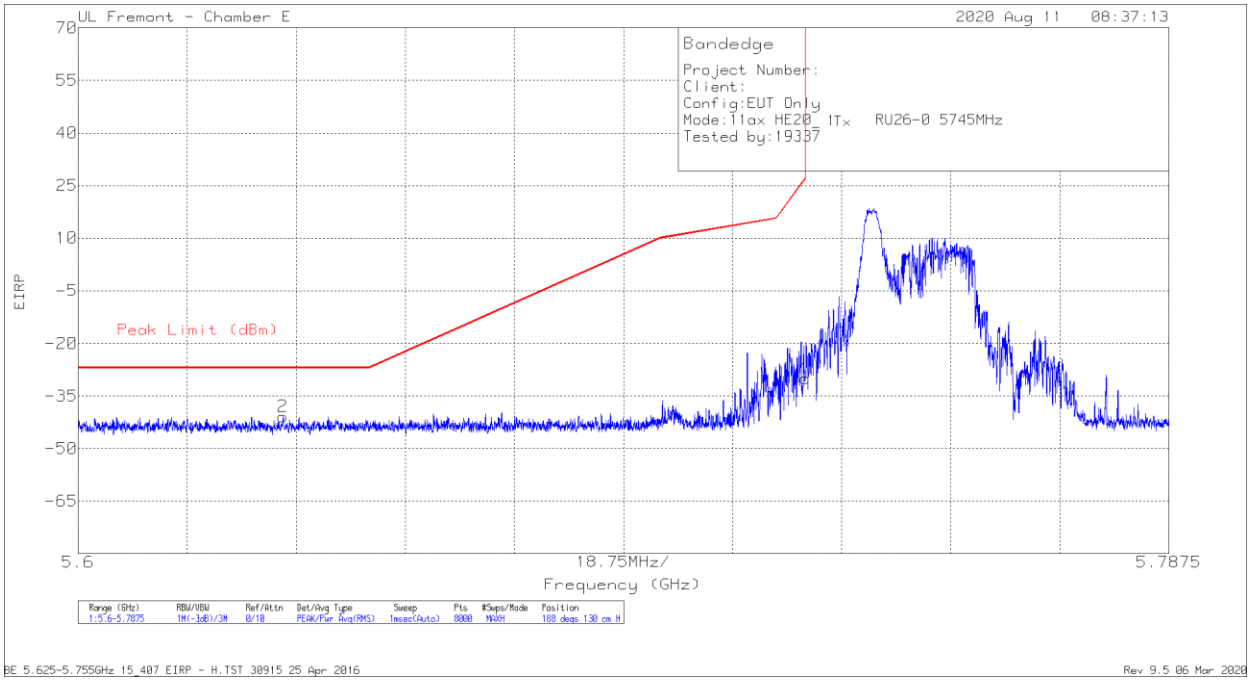

Marker	Frequency (GHz)	Meter Reading (dBm)	Det	AF T712 (dB/m)	Amp/Cbl/Fltr/Pad (dB)	Conversion Factor (dB)	Corrected Reading EIRP	Peak Limit (dBm)	PK Margin (dB)	Azimuth (Degs)	Height (cm)	Polarity
2	5.63521	-65.68	Pk	34.6	-21.7	11.8	-40.98	-27	-13.98	188	130	H
1	5.72498	-55.32	Pk	34.7	-21.2	11.8	-30.02	26.96	-56.98	188	130	H

Pk - Peak detector

UL VERIFICATION SERVICES INC.
47173 Benicia Street, Fremont, CA 94538; USA TEL:(510) 319-4000 FAX:(510) 661-0888
This report shall not be reproduced except in full, without the written approval of UL Verification Services Inc.

VERTICAL RESULT

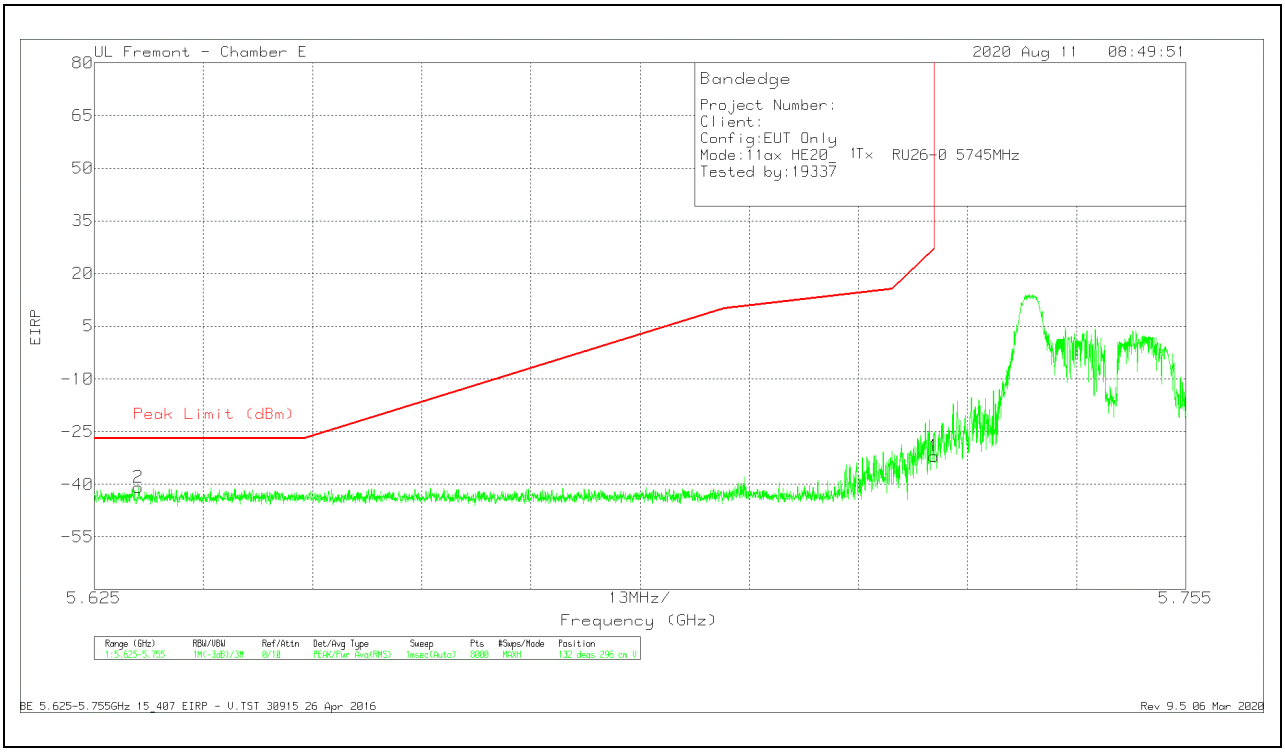

Marker	Frequency (GHz)	Meter Reading (dBm)	Det	AF T712 (dB/m)	Amp/Cbl/Fltr/Pad (dB)	Conversion Factor (dB)	Corrected Reading EIRP	Peak Limit (dBm)	PK Margin (dB)	Azimuth (Degs)	Height (cm)	Polarity
2	5.63027	-65.69	Pk	34.7	-21.7	11.8	-40.89	-27	-13.89	132	296	V
1	5.725	-57.28	Pk	34.7	-21.2	11.8	-31.98	27	-58.98	132	296	V

Pk - Peak detector

UL VERIFICATION SERVICES INC.
47173 Benicia Street, Fremont, CA 94538; USA TEL:(510) 319-4000 FAX:(510) 661-0888
This report shall not be reproduced except in full, without the written approval of UL Verification Services Inc.

ANTENNA 5 – 26 Tones, RU Index 8

BANDEDGE (HIGH CHANNEL)

HORIZONTAL RESULT

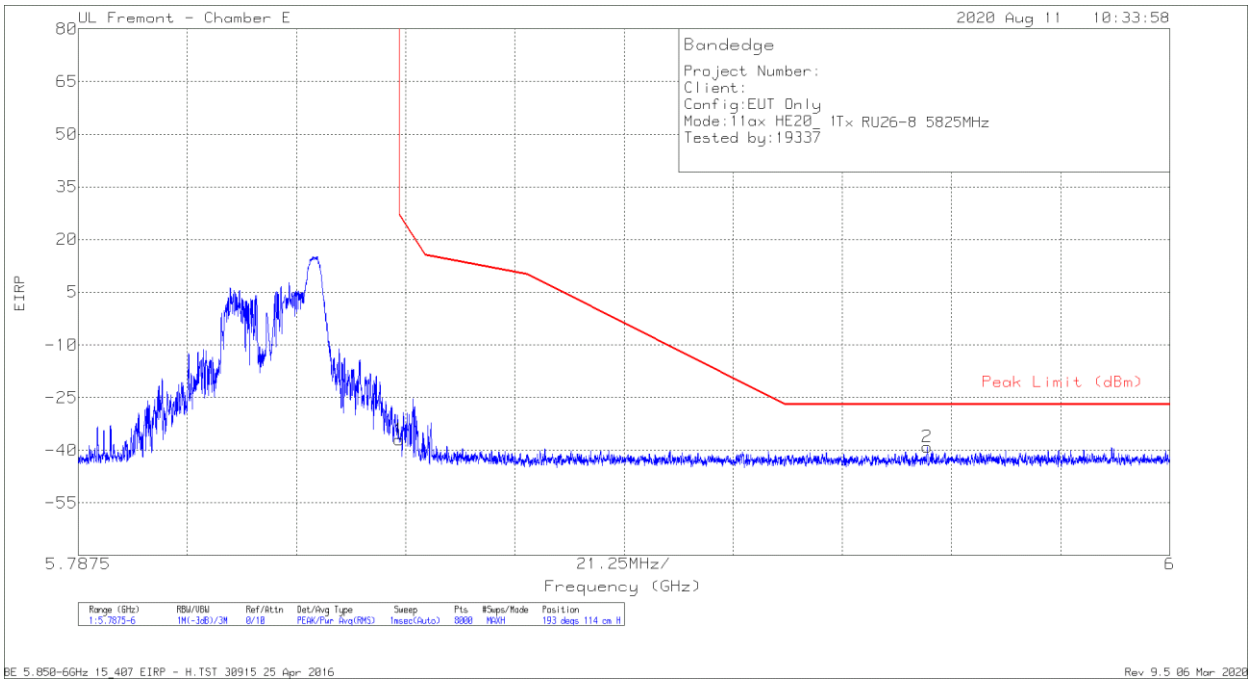

Marker	Frequency (GHz)	Meter Reading (dBm)	Det	AF T712 (dB/m)	Amp/Cbl/Fltr/Pad (dB)	Conversion Factor (dB)	Corrected Reading EIRP	Peak Limit (dBm)	PK Margin (dB)	Azimuth (Degs)	Height (cm)	Polarity
1	5.85001	-62.97	Pk	34.9	-20.7	11.8	-36.97	26.98	-63.95	193	114	H
2	5.95277	-65.05	Pk	35.1	-20.9	11.8	-39.05	-27	-12.05	193	114	H

Pk - Peak detector

UL VERIFICATION SERVICES INC.
47173 Benicia Street, Fremont, CA 94538; USA TEL:(510) 319-4000 FAX:(510) 661-0888
This report shall not be reproduced except in full, without the written approval of UL Verification Services Inc.

VERTICAL RESULT

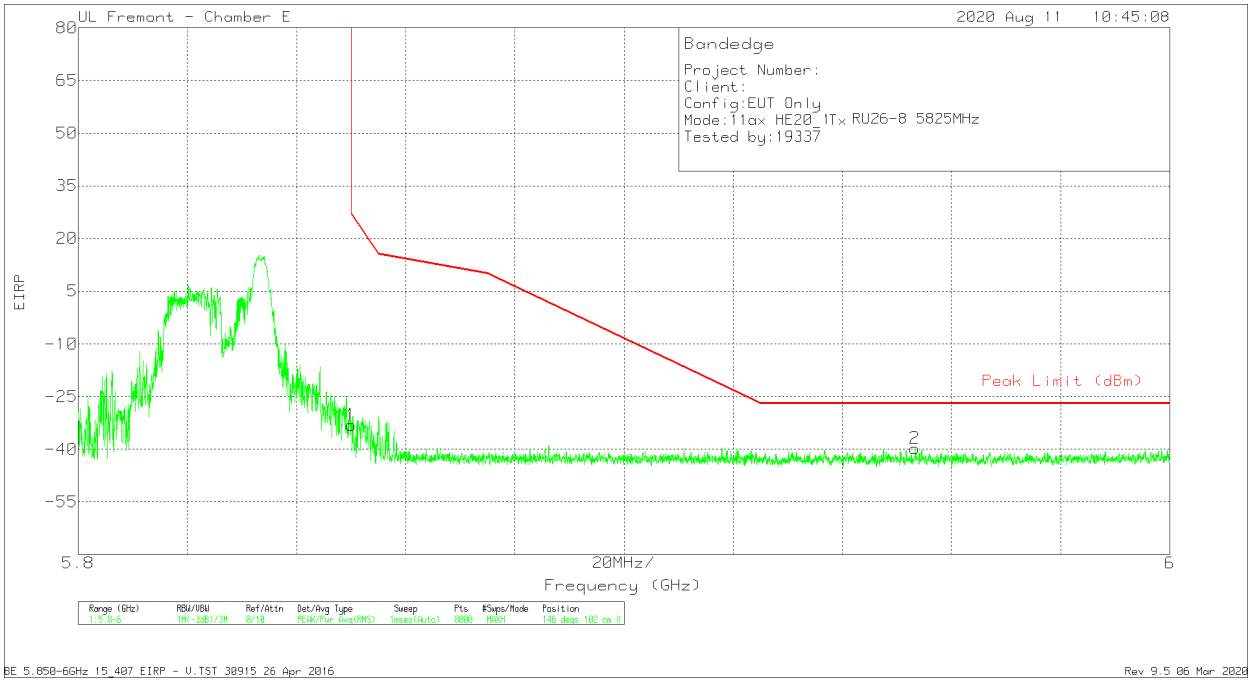

Marker	Frequency (GHz)	Meter Reading (dBm)	Det	AF T712 (dB/m)	Amp/Cbl/Fltr/Pad (dB)	Conversion Factor (dB)	Corrected Reading EIRP	Peak Limit (dBm)	PK Margin (dB)	Azimuth (Degs)	Height (cm)	Polarity
1	5.85001	-59.08	Pk	34.9	-20.7	11.8	-33.08	26.99	-60.07	146	102	V
2	5.95332	-65.76	Pk	35.1	-20.9	11.8	-39.76	-27	-12.76	146	102	V

Pk - Peak detector

UL VERIFICATION SERVICES INC.
47173 Benicia Street, Fremont, CA 94538; USA TEL:(510) 319-4000 FAX:(510) 661-0888
This report shall not be reproduced except in full, without the written approval of UL Verification Services Inc.

2TX ANTENNA 6 + ANTENNA 5 OFDMA MODE – 242 Tones, RU Index 61

BANDEDGE (LOW CHANNEL)

HORIZONTAL RESULT

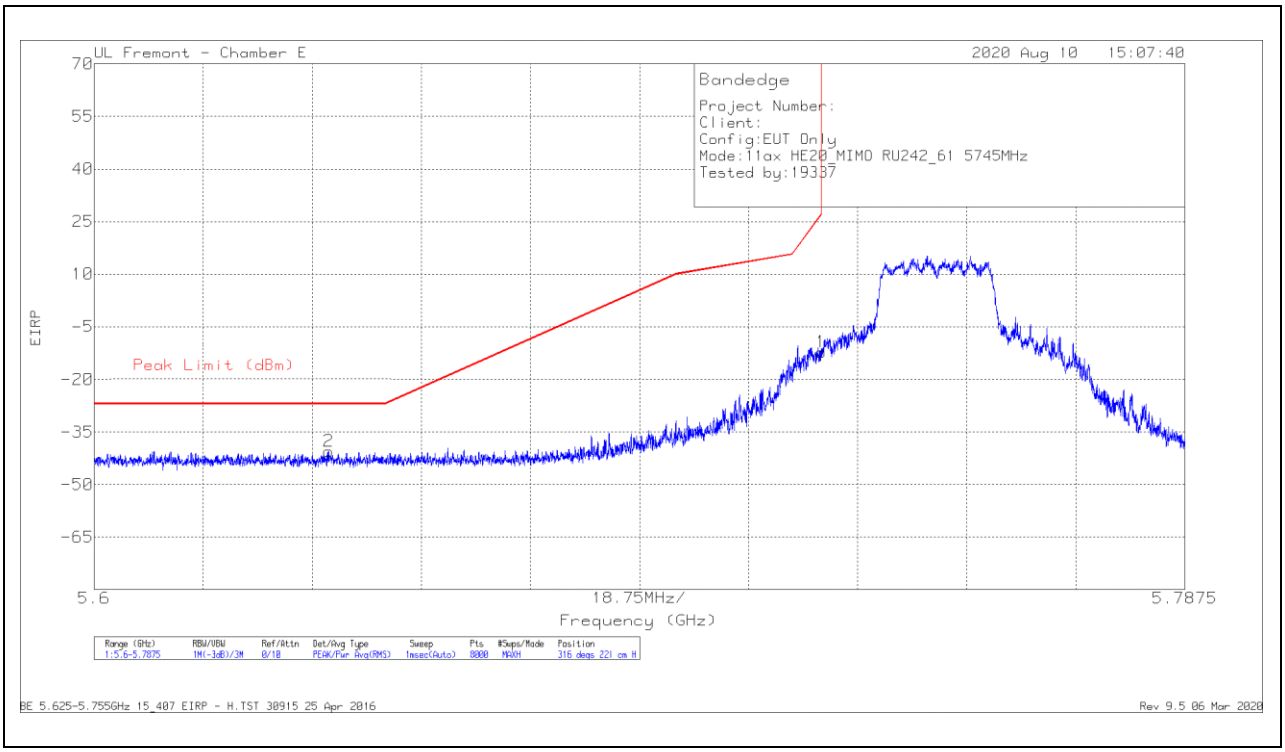

Marker	Frequency (GHz)	Meter Reading (dBm)	Det	AF T712 (dB/m)	Amp/Cbl/Fltr/Pad (dB)	Conversion Factor (dB)	Corrected Reading EIRP	Peak Limit (dBm)	PK Margin (dB)	Azimuth (Degs)	Height (cm)	Polarity
2	5.64027	-65.51	Pk	34.7	-21.6	11.8	-40.61	-27	-13.61	316	221	H
1	5.72498	-37.62	Pk	34.7	-21.2	11.8	-12.32	26.96	-39.28	316	221	H

Pk - Peak detector

UL VERIFICATION SERVICES INC.
47173 Benicia Street, Fremont, CA 94538; USA TEL:(510) 319-4000 FAX:(510) 661-0888
This report shall not be reproduced except in full, without the written approval of UL Verification Services Inc.

VERTICAL RESULT

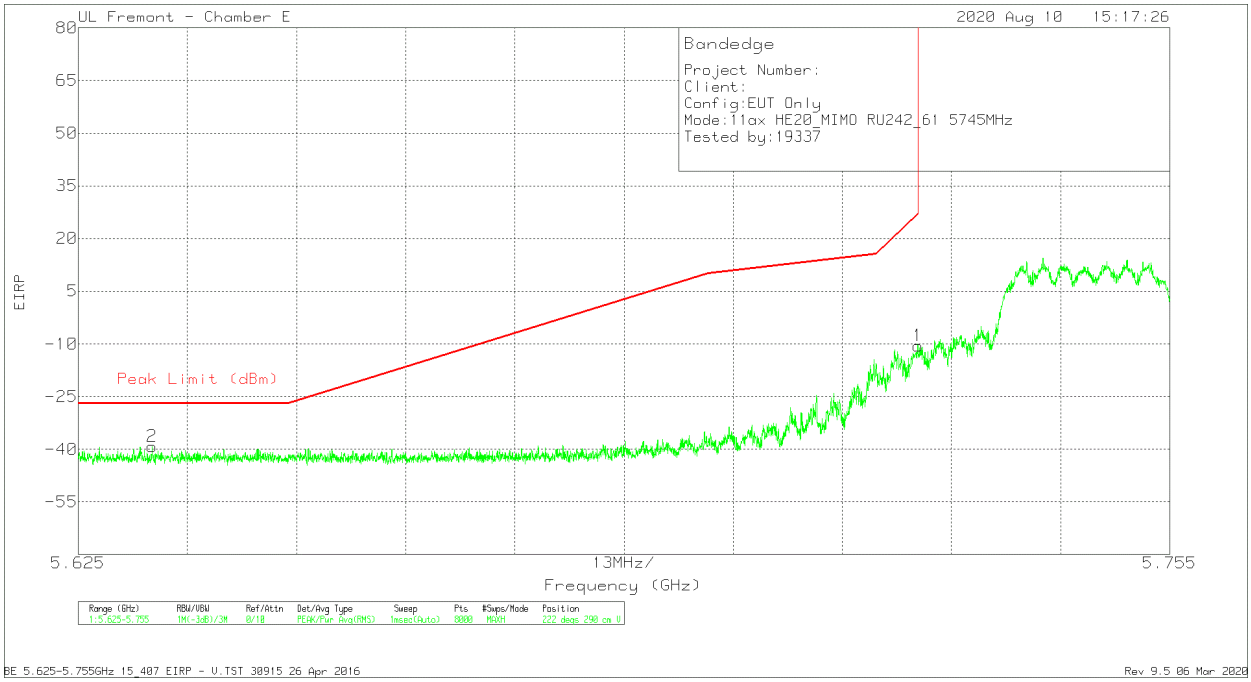

Marker	Frequency (GHz)	Meter Reading (dBm)	Det	AF T712 (dB/m)	Amp/Cbl/Fltr/Pad (dB)	Conversion Factor (dB)	Corrected Reading EIRP	Peak Limit (dBm)	PK Margin (dB)	Azimuth (Degs)	Height (cm)	Polarity
2	5.63379	-63.84	Pk	34.6	-21.7	11.8	-39.14	-27	-12.14	222	290	V
1	5.725	-35.8	Pk	34.7	-21.2	11.8	-10.5	27	-37.5	222	290	V

Pk - Peak detector

UL VERIFICATION SERVICES INC.
47173 Benicia Street, Fremont, CA 94538; USA TEL:(510) 319-4000 FAX:(510) 661-0888
This report shall not be reproduced except in full, without the written approval of UL Verification Services Inc.

BANDEDGE (HIGH CHANNEL)

HORIZONTAL RESULT

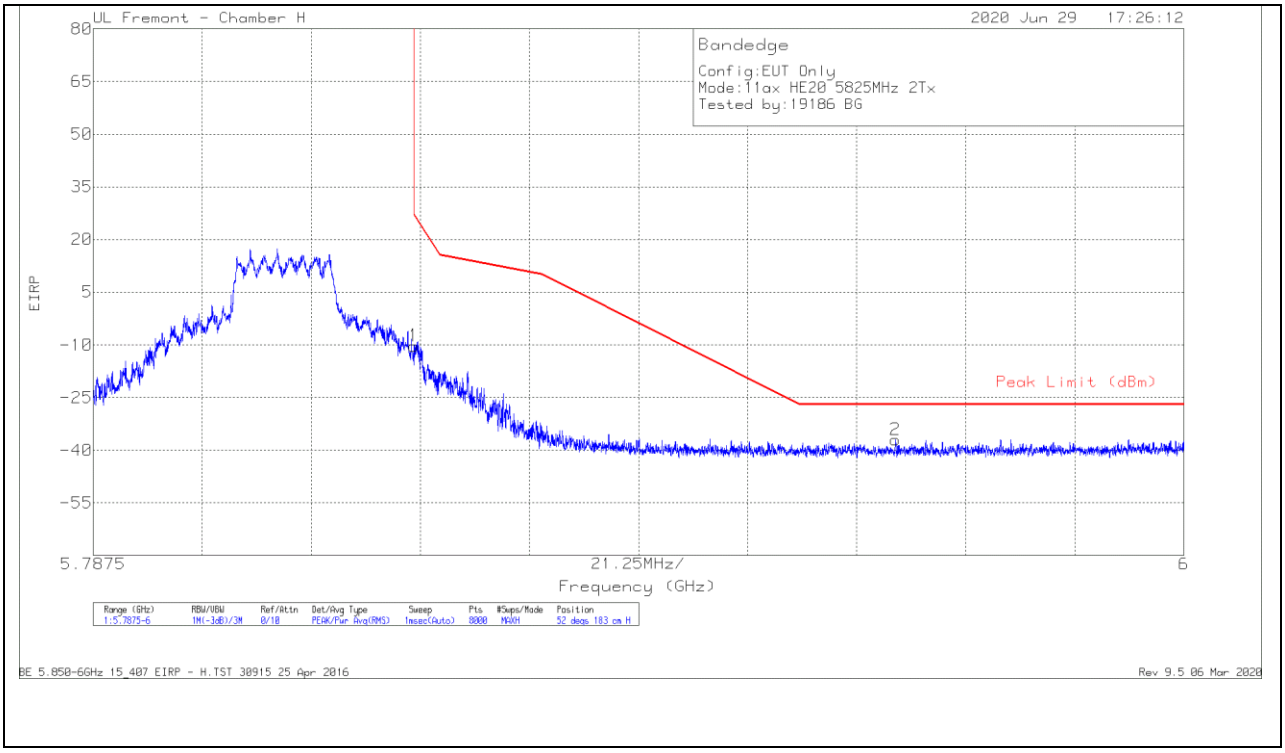

Marker	Frequency (GHz)	Meter Reading (dBm)	Det	AF T863 (dB/m)	Amp/Cbl/Fltr/Pad (dB)	Conversion Factor (dB)	Corrected Reading EIRP	Peak Limit (dBm)	PK Margin (dB)	Azimuth (Degs)	Height (cm)	Polarity
1	5.85001	-36.38	Pk	35	-20.7	11.8	-10.28	26.98	-37.26	52	183	H
2	5.94384	-63.57	Pk	35.2	-20.4	11.8	-36.97	-27	-9.97	52	183	H

Pk - Peak detector

BE 5.850-6GHz 15_407 EIRP - H.TST 30915 25 Apr 2016
Rev 9.5 06 Mar 2020

UL VERIFICATION SERVICES INC.
47173 Benicia Street, Fremont, CA 94538; USA TEL:(510) 319-4000 FAX:(510) 661-0888
This report shall not be reproduced except in full, without the written approval of UL Verification Services Inc.

VERTICAL RESULT

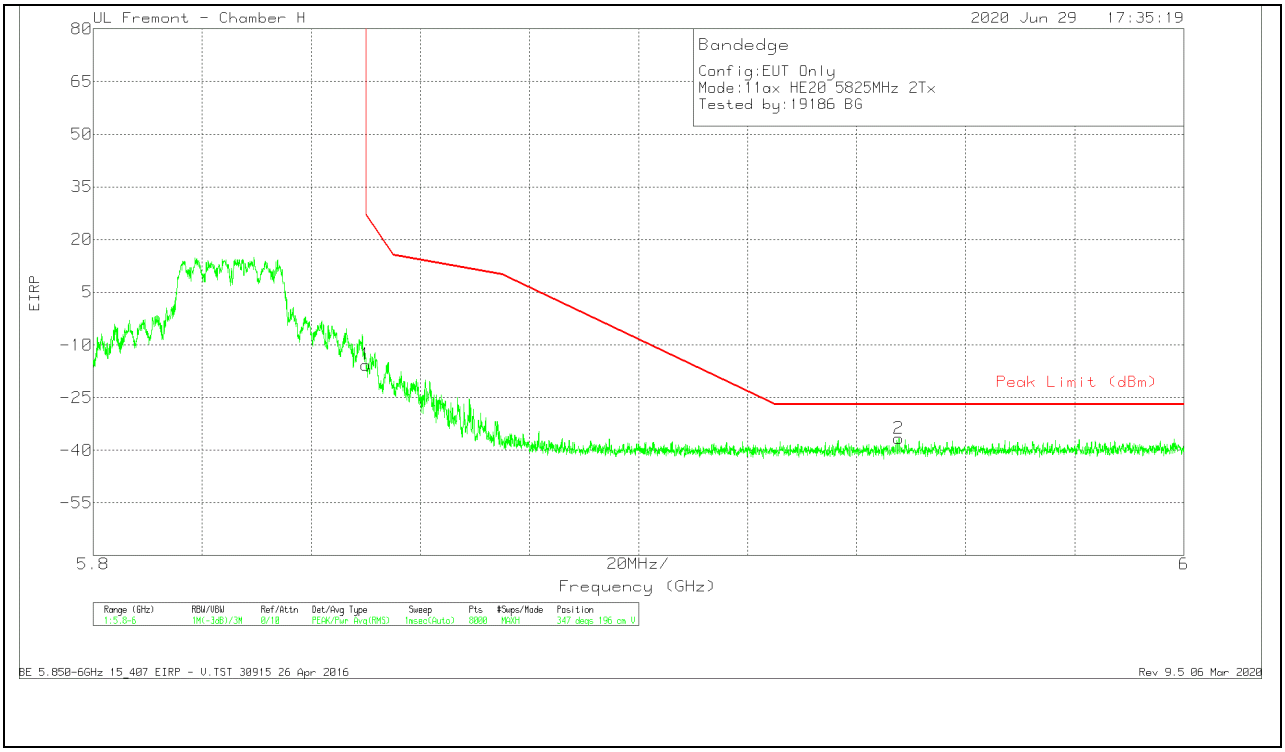

Marker	Frequency (GHz)	Meter Reading (dBm)	Det	AF T863 (dB/m)	Amp/Cbl/Fltr/Pad (dB)	Conversion Factor (dB)	Corrected Reading EIRP	Peak Limit (dBm)	PK Margin (dB)	Azimuth (Degs)	Height (cm)	Polarity
1	5.85001	-41.74	Pk	35	-20.7	11.8	-15.64	26.99	-42.63	347	196	V
2	5.94774	-63.17	Pk	35.2	-20.4	11.8	-36.57	-27	-9.57	347	196	V

Pk - Peak detector

BE 5.850-6GHz 15_407 EIRP - V.TST 30915 26 Apr 2016
Rev 9.5 06 Mar 2020

UL VERIFICATION SERVICES INC.
47173 Benicia Street, Fremont, CA 94538; USA TEL:(510) 319-4000 FAX:(510) 661-0888
This report shall not be reproduced except in full, without the written approval of UL Verification Services Inc.

HARMONICS AND SPURIOUS EMISSIONS

LOW CHANNEL RESULTS

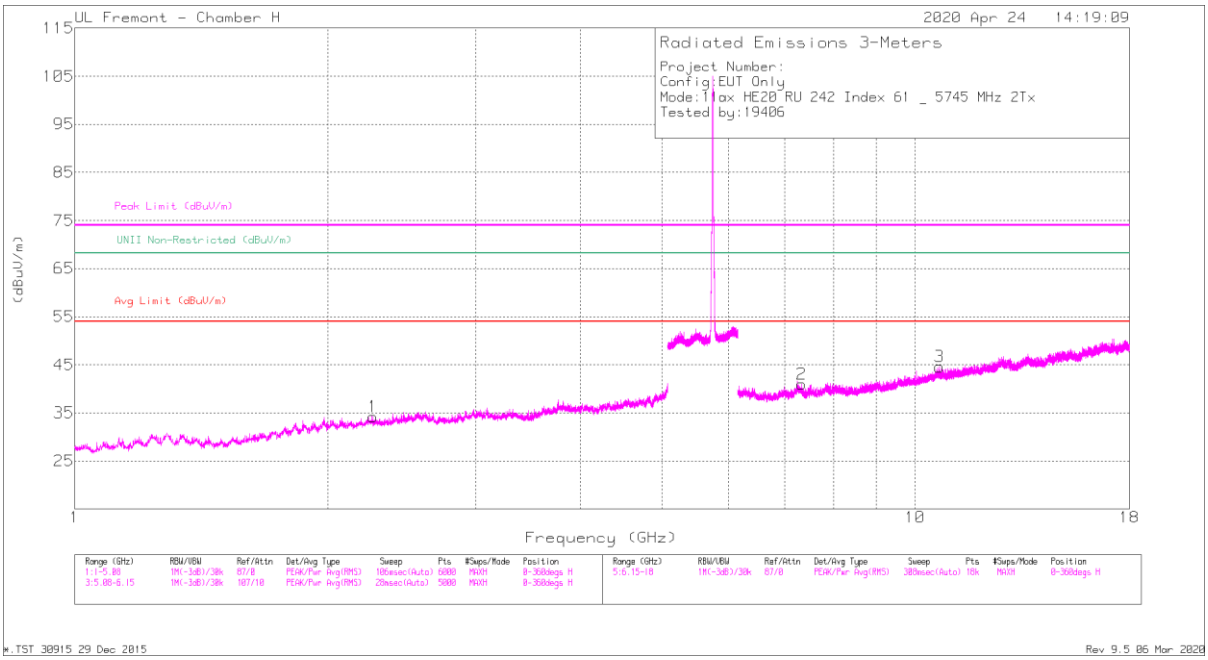

HORIZONTAL

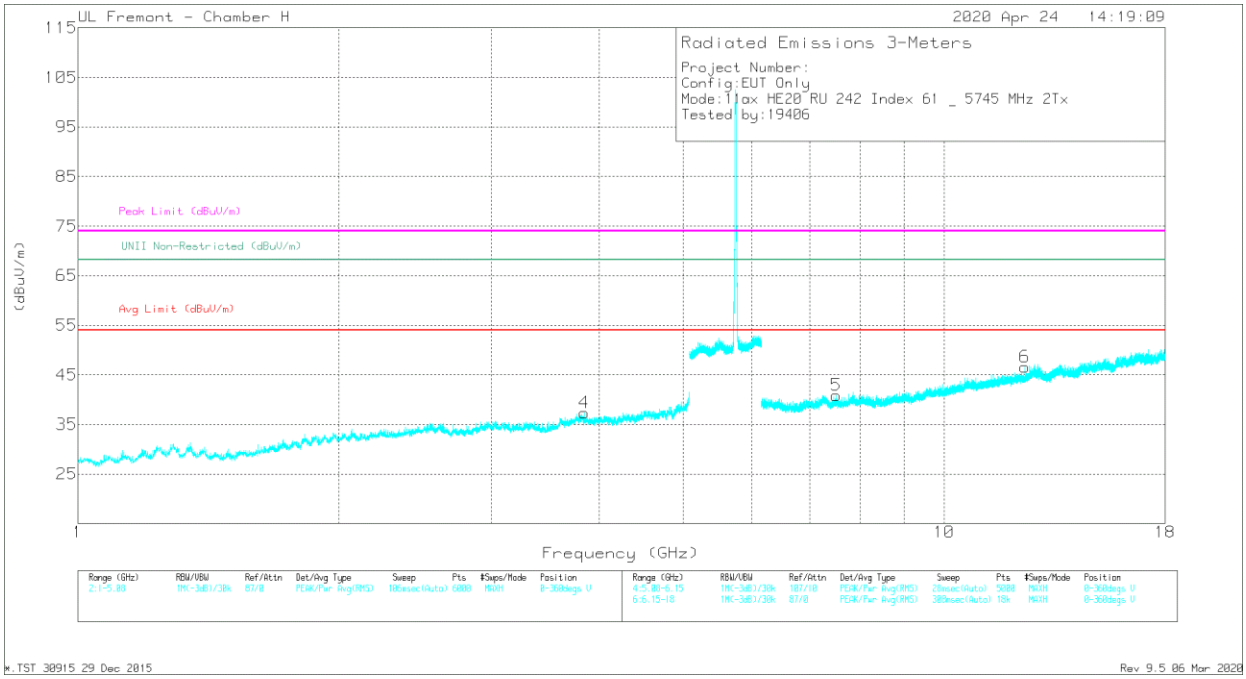

VERTICAL

UL VERIFICATION SERVICES INC.
47173 Benicia Street, Fremont, CA 94538; USA TEL:(510) 319-4000 FAX:(510) 661-0888
This report shall not be reproduced except in full, without the written approval of UL Verification Services Inc.

RADIATED EMISSIONS

Markers	Frequency (GHz)	Meter Reading (dBuV)	Det	AF T863 (dB/m)	Amp/Cbl/Fltr/Pad (dB)	Corrected Reading (dBuV/m)	Avg Limit (dBuV/m)	Margin (dB)	Peak Limit (dBuV/m)	PK Margin (dB)	Azimuth (Degs)	Height (cm)	Polarity
1	* 2.26276	43.31	PK-U	31.9	-33.8	41.41	-	-	74	-32.59	40	128	H
	* 2.26504	31.48	ADR	31.9	-33.8	29.58	54	-24.42	-	-	40	128	H
4	* 3.8447	42.66	PK-U	33.6	-32	44.26	-	-	74	-29.74	162	115	V
	* 3.84474	31.08	ADR	33.6	-32	32.68	54	-21.32	-	-	162	115	V
2	* 7.32616	38.9	PK-U	36	-27.7	47.2	-	-	74	-26.8	228	160	H
	* 7.32334	27.69	ADR	36	-27.6	36.09	54	-17.91	-	-	228	160	H
3	* 10.6952	37.43	PK-U	37.6	-24	51.03	-	-	74	-22.97	140	197	H
	* 10.6944	26.18	ADR	37.6	-24	39.78	54	-14.22	-	-	140	197	H
5	* 7.50803	40.16	PK-U	36	-27.9	48.26	-	-	74	-25.74	205	115	V
	* 7.50852	28.37	ADR	36	-27.9	36.47	54	-17.53	-	-	205	115	V
6	* 12.3902	37.24	PK-U	39	-24.1	52.14	-	-	74	-21.86	104	189	V
	* 12.3917	26.02	ADR	38.9	-24.1	40.82	54	-13.18	-	-	104	189	V

* - indicates frequency in CFR47 Pt 15 / IC RSS-Restricted Band
PK-U - U-NII: Maximum Peak
ADR - U-NII AD primary method, RMS average

*.TST 30915 29 Dec 2015
Rev 9.5 06 Mar 2020

UL VERIFICATION SERVICES INC.
47173 Benicia Street, Fremont, CA 94538; USA TEL:(510) 319-4000 FAX:(510) 661-0888
This report shall not be reproduced except in full, without the written approval of UL Verification Services Inc.

MID CHANNEL RESULTS

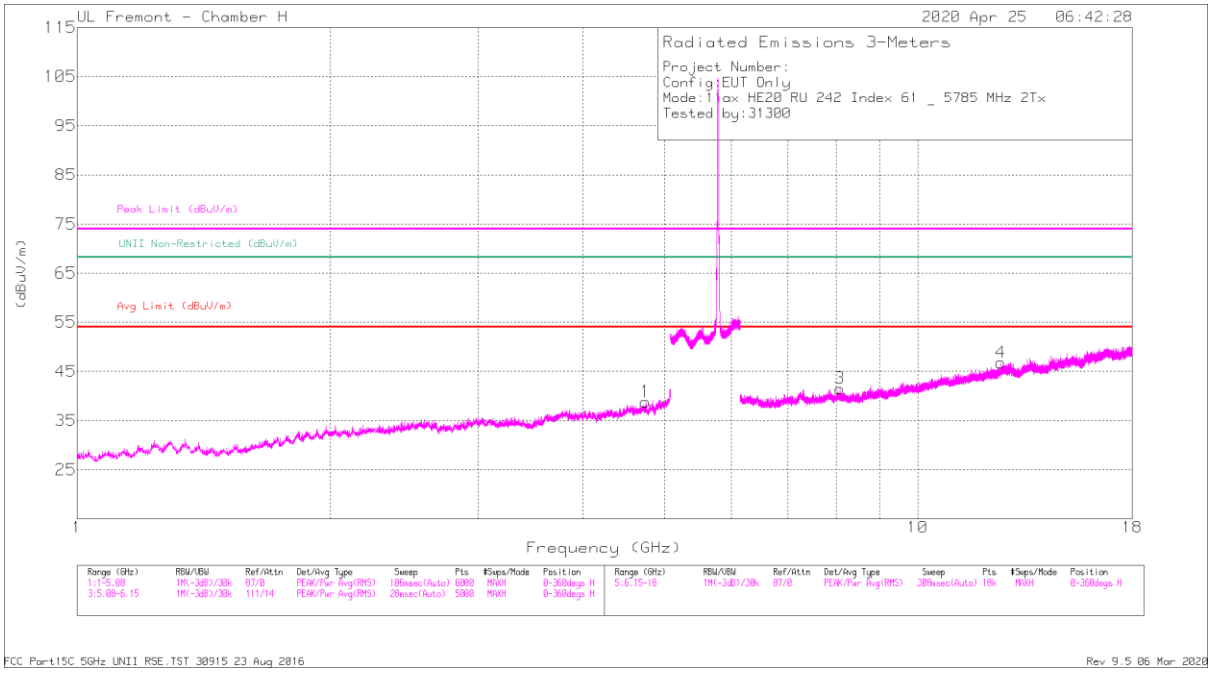

HORIZONTAL

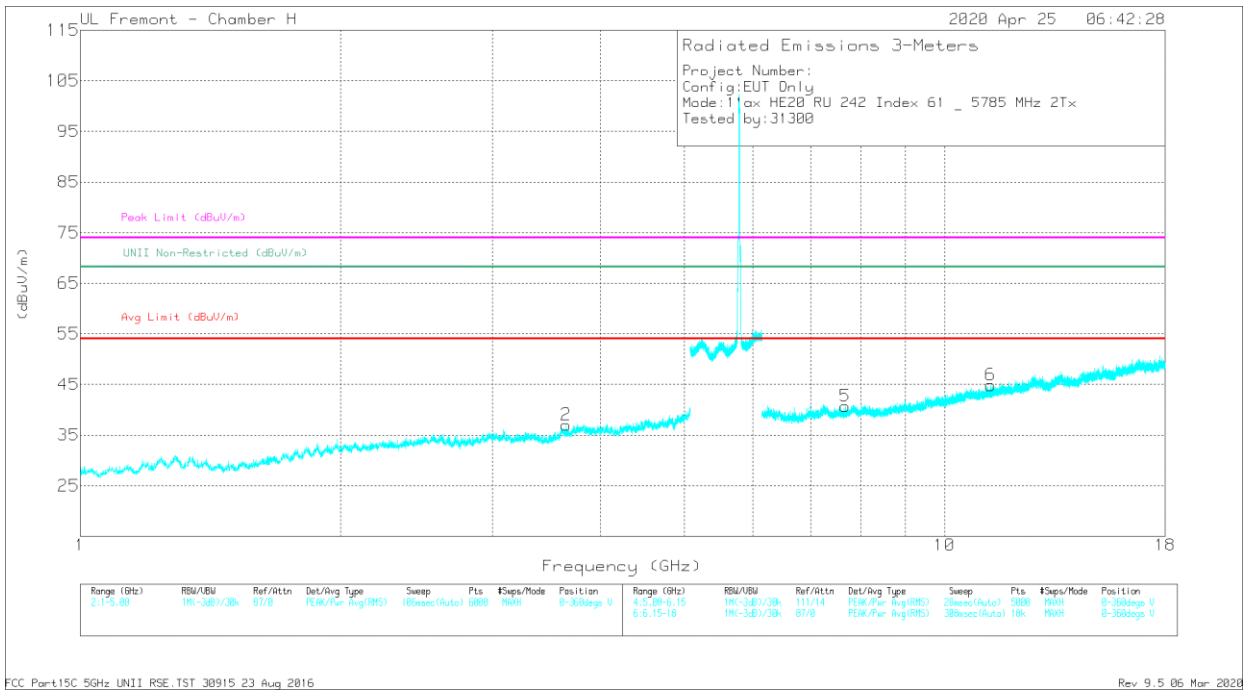

VERTICAL

UL VERIFICATION SERVICES INC.
47173 Benicia Street, Fremont, CA 94538; USA TEL:(510) 319-4000 FAX:(510) 661-0888
This report shall not be reproduced except in full, without the written approval of UL Verification Services Inc.

RADIATED EMISSIONS

Marker	Frequency (GHz)	Meter Reading (dBuV)	Det	AF T863 (dB/m)	Amp/Cbl/Fltr/Pad (dB)	Corrected Reading (dBuV/m)	Avg Limit (dBuV/m)	Margin (dB)	Peak Limit (dBuV/m)	PK Margin (dB)	UNII Non-Restricted (dBuV/m)	PK Margin (dB)	Azimuth (Degs)	Height (cm)	Polarity
1	* 4.74483	42	PK-U	34.2	-30.7	45.5	-	-	74	-28.5	-	-	311	101	H
	* 4.74565	30.54	ADR	34.2	-30.7	34.04	54	-19.96	-	-	-	-	311	101	H
2	* 3.65055	43.34	PK-U	33	-32.3	44.04	-	-	74	-29.96	-	-	270	101	V
	* 3.64988	31.18	ADR	33	-32.3	31.88	54	-22.12	-	-	-	-	270	101	V
3	* 8.0783	38.32	PK-U	36.2	-26.8	47.72	-	-	74	-26.28	-	-	180	101	H
	* 8.08016	26.85	ADR	36.2	-26.8	36.25	54	-17.75	-	-	-	-	180	101	H
4	* 12.5536	37.22	PK-U	39.4	-23.5	53.12	-	-	74	-20.88	-	-	255	200	H
	* 12.5530	25.82	ADR	39.5	-23.5	41.82	54	-12.18	-	-	-	-	255	200	H
5	* 7.67439	39.03	PK-U	36.2	-28.2	47.03	-	-	74	-26.97	-	-	290	200	V
	* 7.67217	27.53	ADR	36.2	-28.2	35.53	54	-18.47	-	-	-	-	290	200	V
6	* 11.3025	36.89	PK-U	38	-24.1	50.79	-	-	74	-23.21	-	-	158	101	V
	* 11.3022	25.52	ADR	38	-24.1	39.42	54	-14.58	-	-	-	-	158	101	V

* - indicates frequency in CFR47 Pt 15 / IC RSS-Restricted Band
PK-U - U-NII: Maximum Peak
ADR - U-NII AD primary method, RMS average

UL VERIFICATION SERVICES INC.
47173 Benicia Street, Fremont, CA 94538; USA TEL:(510) 319-4000 FAX:(510) 661-0888
This report shall not be reproduced except in full, without the written approval of UL Verification Services Inc.

HIGH CHANNEL RESULTS

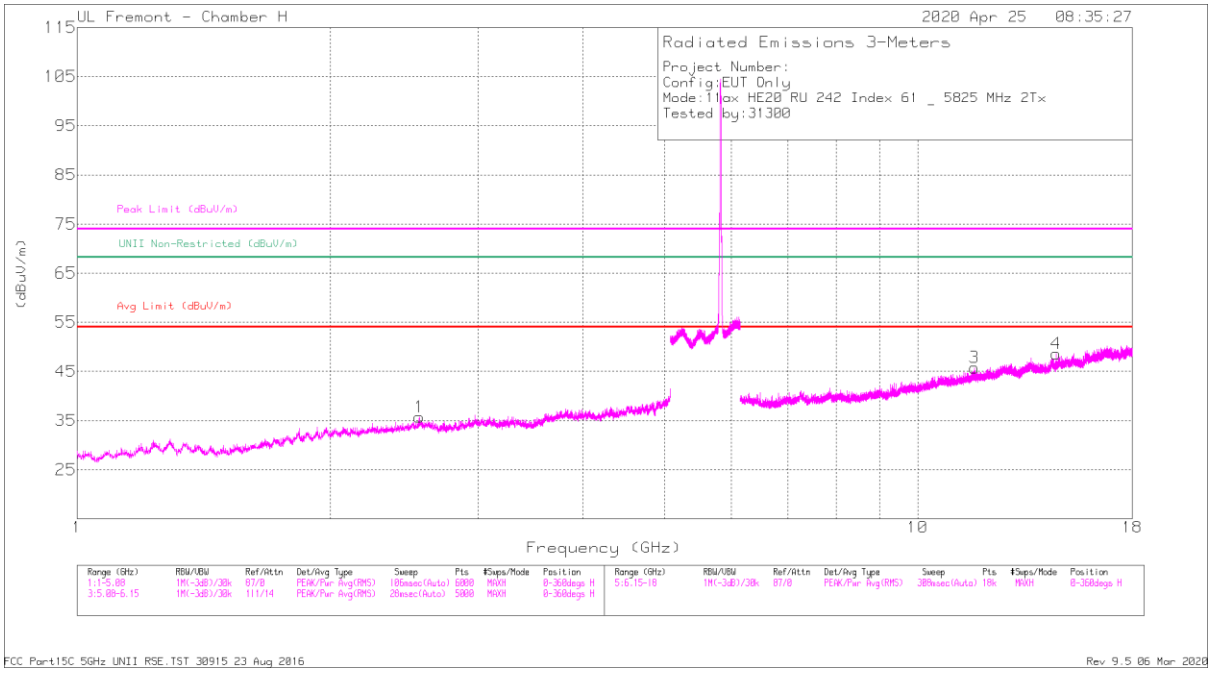

HORIZONTAL

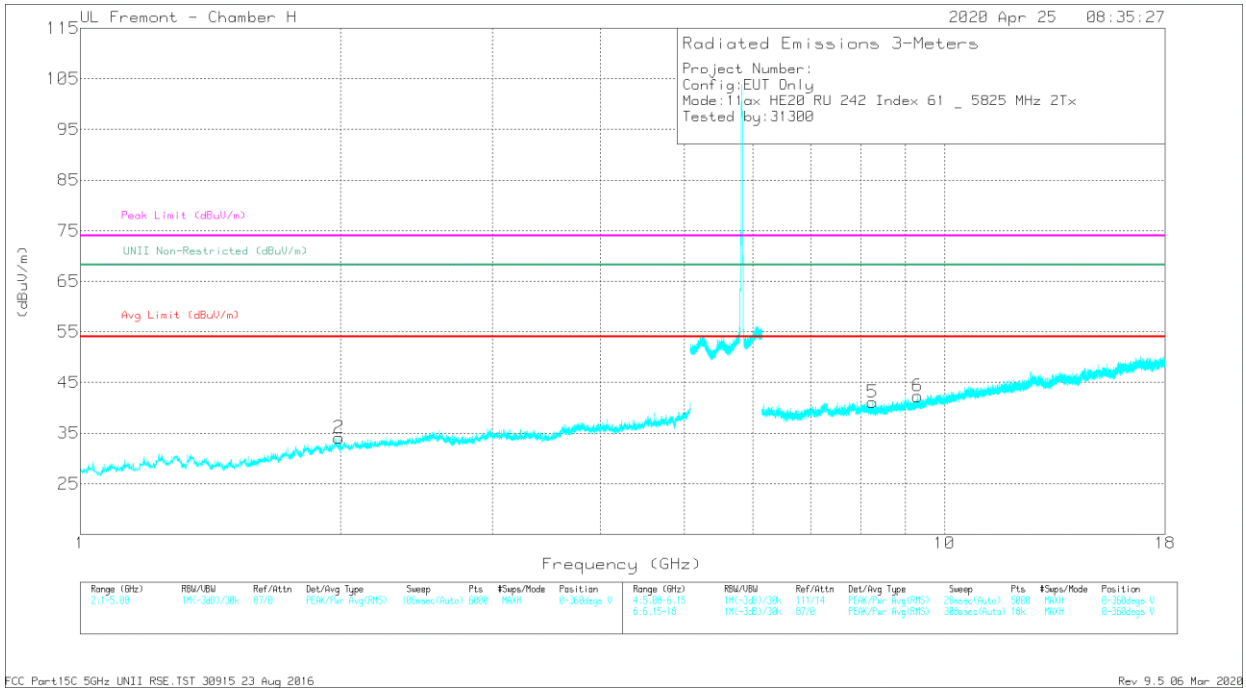

VERTICAL

UL VERIFICATION SERVICES INC.
47173 Benicia Street, Fremont, CA 94538; USA TEL:(510) 319-4000 FAX:(510) 661-0888
This report shall not be reproduced except in full, without the written approval of UL Verification Services Inc.

RADIATED EMISSIONS

Marker	Frequency (GHz)	Meter Reading (dBuV)	Det	AF T863 (dB/m)	Amp/Cbl/Fltr/Pad (dB)	Corrected Reading (dBuV/m)	Avg Limit (dBuV/m)	Margin (dB)	Peak Limit (dBuV/m)	PK Margin (dB)	UNII Non-Restricted (dBuV/m)	PK Margin (dB)	Azimuth (Degs)	Height (cm)	Polarity
3	* 11.6854	36.51	PK-U	38.4	-23.1	51.81	-	-	74	-22.19	-	-	100	101	H
	* 11.6870	25.6	ADR	38.4	-23.1	40.9	54	-13.1	-	-	-	-	100	101	H
5	* 8.25613	38.1	PK-U	36.1	-27	47.2	-	-	74	-26.8	-	-	120	200	V
	* 8.25606	27.11	ADR	36.1	-27	36.21	54	-17.79	-	-	-	-	120	200	V
6	* 9.30912	37.25	PK-U	36.4	-25.6	48.05	-	-	74	-25.95	-	-	88	200	V
	* 9.31009	26.47	ADR	36.4	-25.6	37.27	54	-16.73	-	-	-	-	88	200	V
2	1.99191	43.37	PK-U	31.5	-34.3	40.57	-	-	-	-	68.2	-27.63	28	101	V
1	2.55281	42.07	PK-U	32.5	-32.4	42.17	-	-	-	-	68.2	-26.03	0	101	H
4	14.61717	38	PK-U	40.1	-23.6	54.5	-	-	-	-	68.2	-13.7	75	101	H

* - indicates frequency in CFR47 Pt 15 / IC RSS-Restricted Band
PK-U - U-NII: Maximum Peak
ADR - U-NII AD primary method, RMS average

UL VERIFICATION SERVICES INC.
47173 Benicia Street, Fremont, CA 94538; USA TEL:(510) 319-4000 FAX:(510) 661-0888
This report shall not be reproduced except in full, without the written approval of UL Verification Services Inc.

2TX ANTENNA 6 + ANTENNA 5 OFDMA MODE – 26 Tones, RU Index 0

BANDEDGE (LOW CHANNEL)

HORIZONTAL RESULT

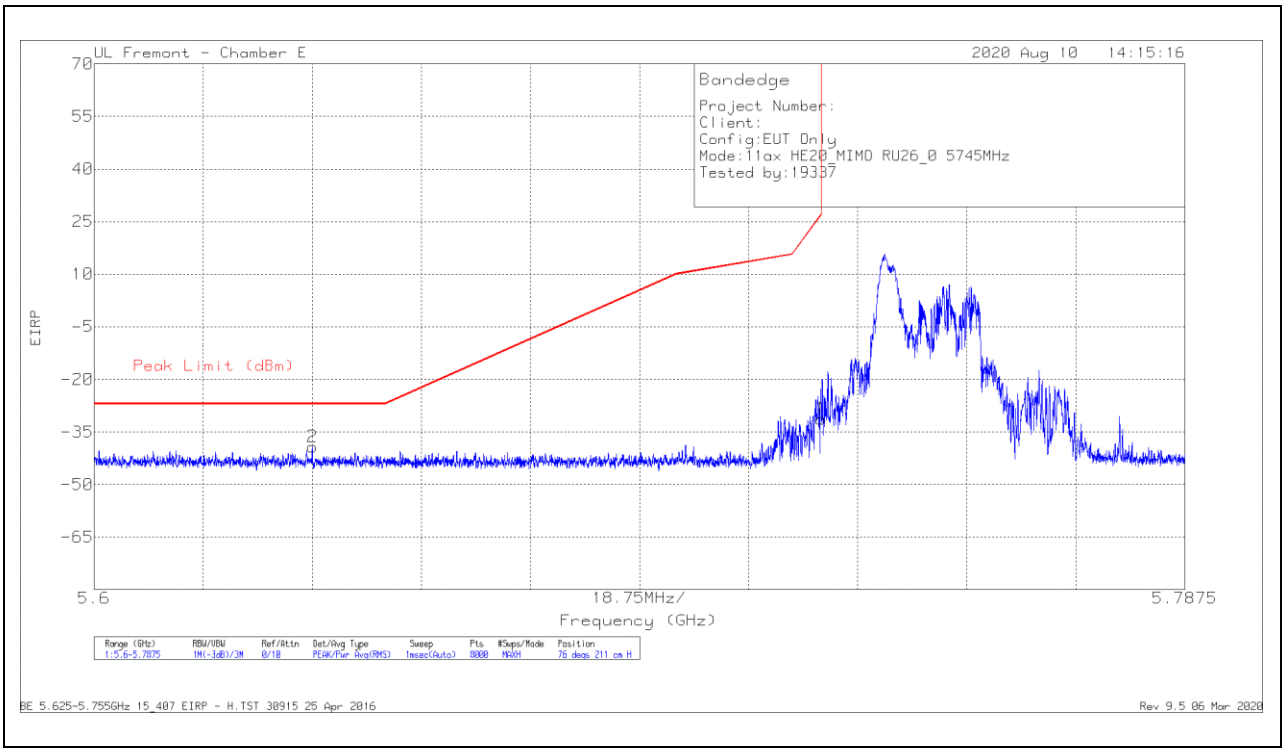

Marker	Frequency (GHz)	Meter Reading (dBm)	Det	AF T712 (dB/m)	Amp/Cbl/Fltr/Pad (dB)	Conversion Factor (dB)	Corrected Reading EIRP	Peak Limit (dBm)	PK Margin (dB)	Azimuth (Degs)	Height (cm)	Polarity
2	5.6375	-63.99	Pk	34.6	-21.6	11.8	-39.19	-27	-12.19	76	211	H
1	5.72498	-56.59	Pk	34.7	-21.2	11.8	-31.29	26.96	-58.25	76	211	H

Pk - Peak detector

UL VERIFICATION SERVICES INC.
47173 Benicia Street, Fremont, CA 94538; USA TEL:(510) 319-4000 FAX:(510) 661-0888
This report shall not be reproduced except in full, without the written approval of UL Verification Services Inc.

VERTICAL RESULT

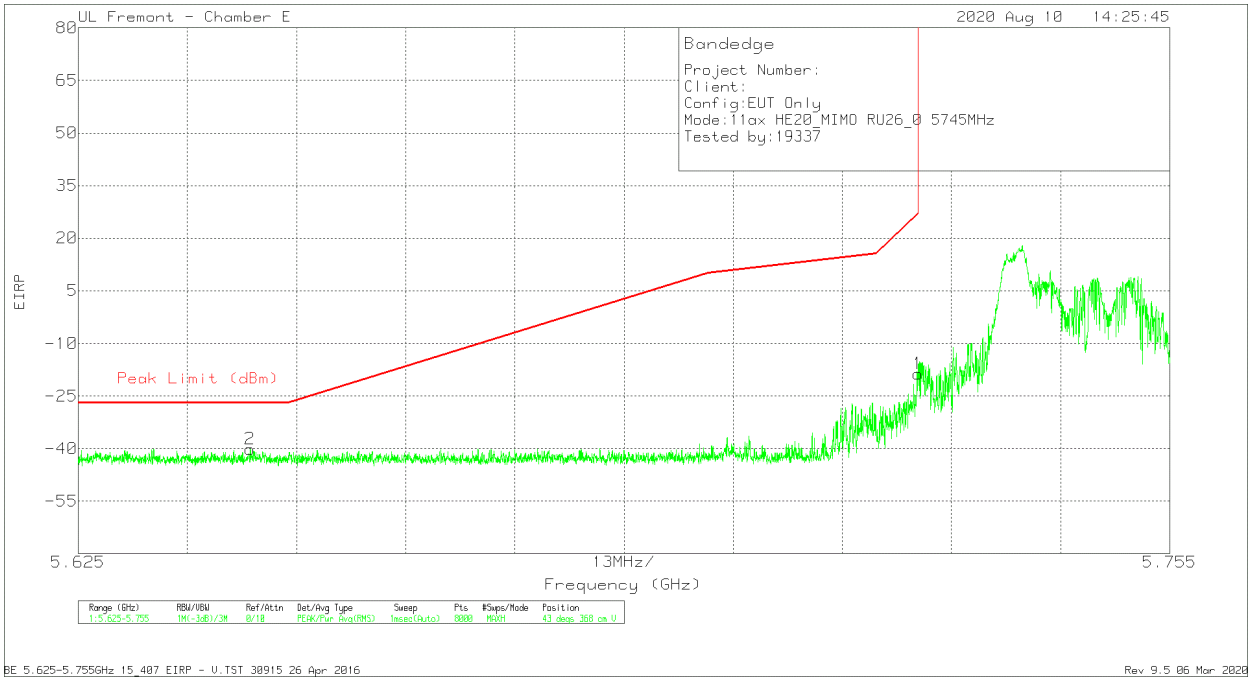

Marker	Frequency (GHz)	Meter Reading (dBm)	Det	AF T712 (dB/m)	Amp/Cbl/Fltr/Pad (dB)	Conversion Factor (dB)	Corrected Reading EIRP	Peak Limit (dBm)	PK Margin (dB)	Azimuth (Degs)	Height (cm)	Polarity
2	5.64549	-65.07	Pk	34.8	-21.6	11.8	-40.07	-27	-13.07	43	368	V
1	5.725	-43.91	Pk	34.7	-21.2	11.8	-18.61	27	-45.61	43	368	V

Pk - Peak detector

UL VERIFICATION SERVICES INC.
47173 Benicia Street, Fremont, CA 94538; USA TEL:(510) 319-4000 FAX:(510) 661-0888
This report shall not be reproduced except in full, without the written approval of UL Verification Services Inc.

2TX ANTENNA 6 + ANTENNA 5 OFDMA MODE – 26 Tones, RU Index 8

BANDEDGE (HIGH CHANNEL)

HORIZONTAL RESULT

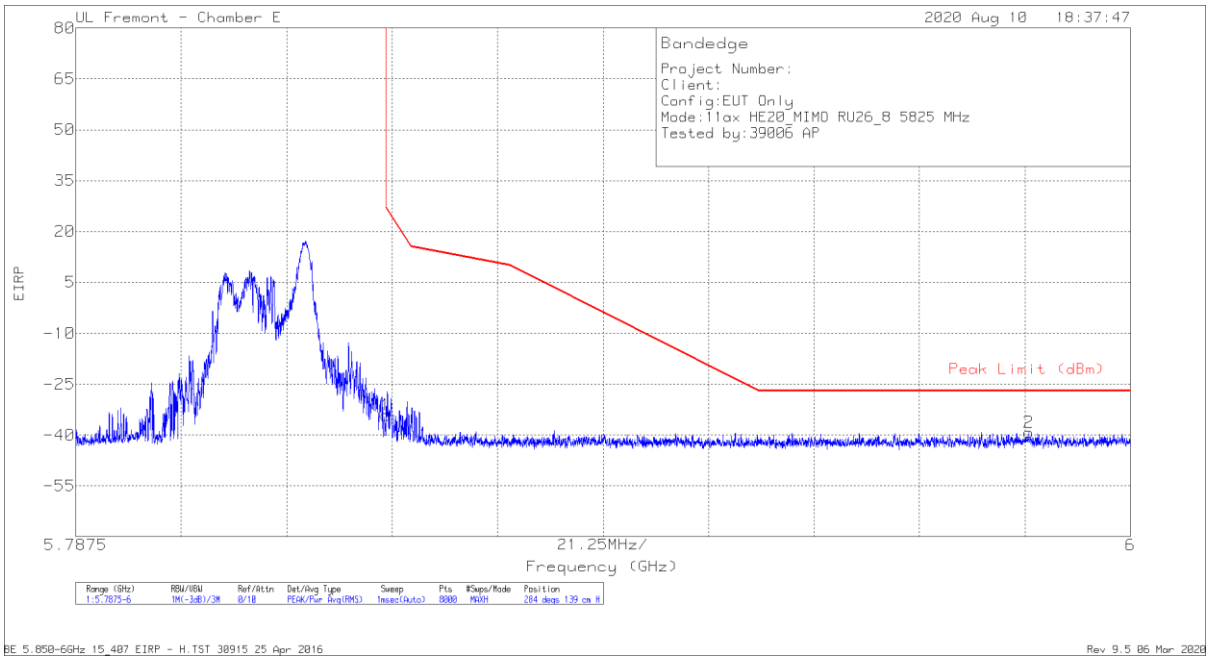

Marker	Frequency (GHz)	Meter Reading (dBm)	Det	AF T712 (dB/m)	Amp/Cbl/Fltr/Pad (dB)	Conversion Factor (dB)	Corrected Reading EIRP	Peak Limit (dBm)	PK Margin (dB)	Azimuth (Degs)	Height (cm)	Polarity
1	5.85001	-60.13	Pk	34.9	-20.7	11.8	-34.13	26.98	-61.11	284	139	H
2	5.97955	-65.37	Pk	35.2	-20.8	11.8	-39.17	-27	-12.17	284	139	H

Pk - Peak detector

UL VERIFICATION SERVICES INC.
47173 Benicia Street, Fremont, CA 94538; USA TEL:(510) 319-4000 FAX:(510) 661-0888
This report shall not be reproduced except in full, without the written approval of UL Verification Services Inc.

VERTICAL RESULT

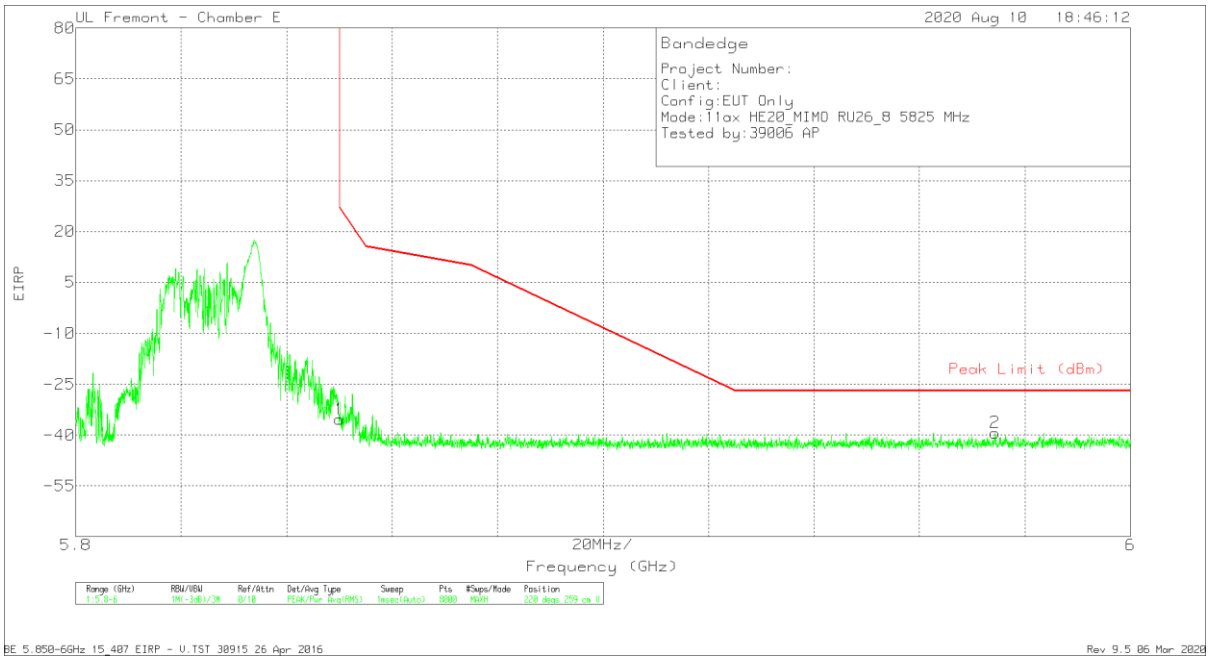

Marker	Frequency (GHz)	Meter Reading (dBm)	Det	AF T712 (dB/m)	Amp/Cbl/Fltr/Pad (dB)	Conversion Factor (dB)	Corrected Reading EIRP	Peak Limit (dBm)	PK Margin (dB)	Azimuth (Degs)	Height (cm)	Polarity
1	5.85001	-61.39	Pk	34.9	-20.7	11.8	-35.39	26.99	-62.38	220	259	V
2	5.97435	-65.41	Pk	35.2	-20.9	11.8	-39.31	-27	-12.31	220	259	V

Pk - Peak detector

UL VERIFICATION SERVICES INC.
47173 Benicia Street, Fremont, CA 94538; USA TEL:(510) 319-4000 FAX:(510) 661-0888
This report shall not be reproduced except in full, without the written approval of UL Verification Services Inc.

HARMONICS AND SPURIOUS EMISSIONS

LOW CHANNEL RESULTS

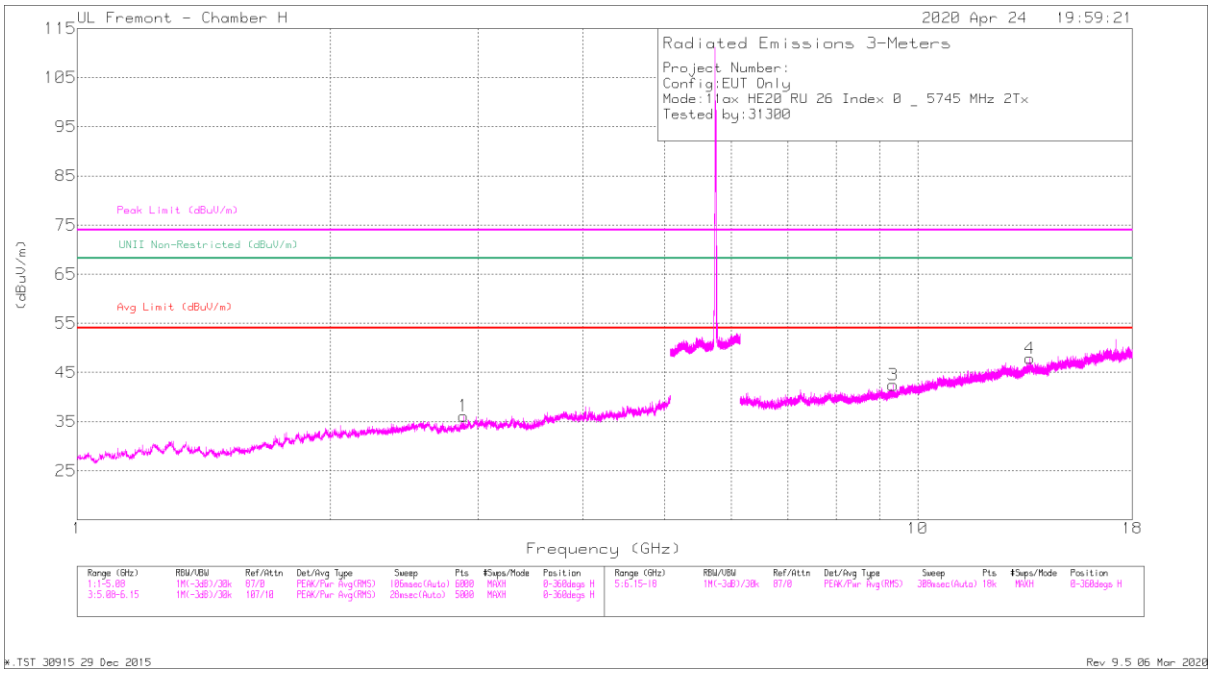

HORIZONTAL

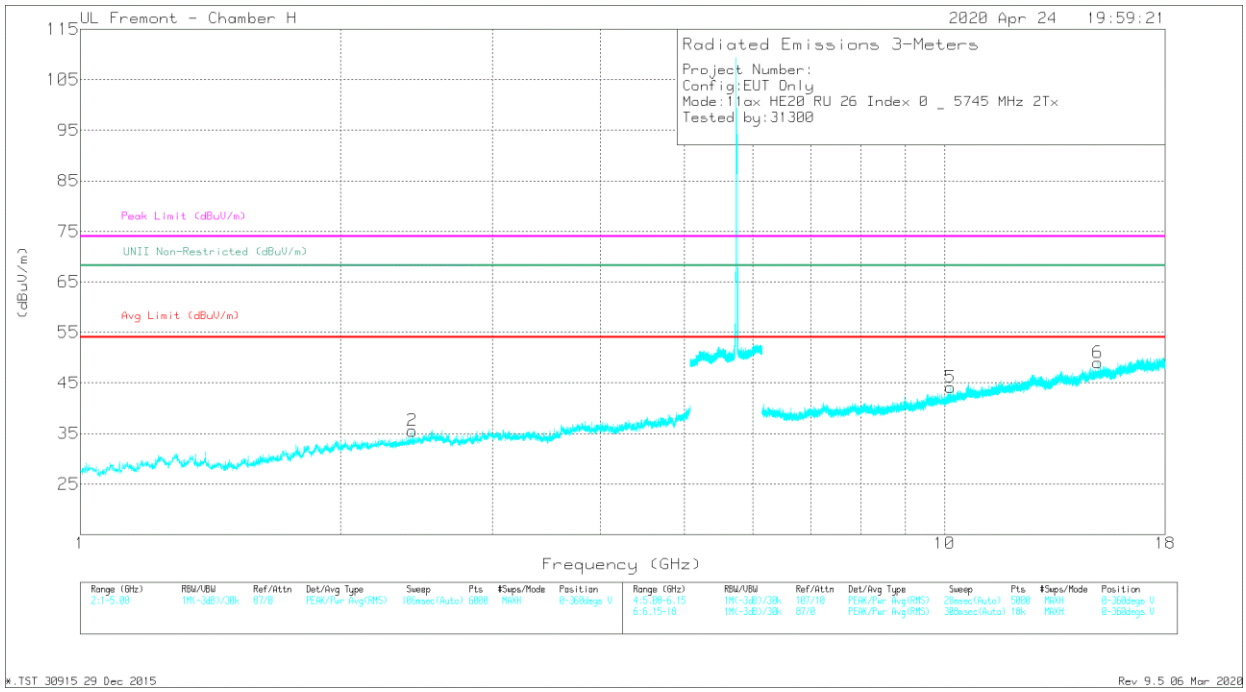

VERTICAL

UL VERIFICATION SERVICES INC.
47173 Benicia Street, Fremont, CA 94538; USA TEL:(510) 319-4000 FAX:(510) 661-0888
This report shall not be reproduced except in full, without the written approval of UL Verification Services Inc.

RADIATED EMISSIONS

Marker	Frequency (GHz)	Meter Reading (dBuV)	Det	AF T863 (dB/m)	Amp/Cbl/Fltr/Pad (dB)	Corrected Reading (dBuV/m)	Avg Limit (dBuV/m)	Margin (dB)	Peak Limit (dBuV/m)	PK Margin (dB)	UNII Non-Restricted (dBuV/m)	PK Margin (dB)	Azimuth (Degs)	Height (cm)	Polarity
1	* 2.88147	42.61	PK-U	32.5	-33.1	42.01	-	-	74	-31.99	-	-	0	101	H
	* 2.88103	30.9	ADR	32.5	-33.1	30.3	54	-23.7	-	-	-	-	0	101	H
3	* 9.35056	37.83	PK-U	36.5	-25.6	48.73	-	-	74	-25.27	-	-	60	101	H
	* 9.35008	26.4	ADR	36.5	-25.6	37.3	54	-16.7	-	-	-	-	60	101	H
2	2.4229	43	PK-U	32.3	-33.9	41.4	-	-	-	-	68.2	-26.8	20	101	V
5	10.15584	37.36	PK-U	37.1	-24.7	49.76	-	-	-	-	68.2	-18.44	33	101	V
4	13.60123	38.06	PK-U	39.8	-23	54.86	-	-	-	-	68.2	-13.34	23	101	H
6	15.05282	37.12	PK-U	40.5	-22.4	55.22	-	-	-	-	68.2	-12.98	78	101	V

* - indicates frequency in CFR47 Pt 15 / IC RSS-Restricted Band
PK-U - U-NII: Maximum Peak
ADR - U-NII AD primary method, RMS average

UL VERIFICATION SERVICES INC.
47173 Benicia Street, Fremont, CA 94538; USA TEL:(510) 319-4000 FAX:(510) 661-0888
This report shall not be reproduced except in full, without the written approval of UL Verification Services Inc.

MID CHANNEL RESULTS

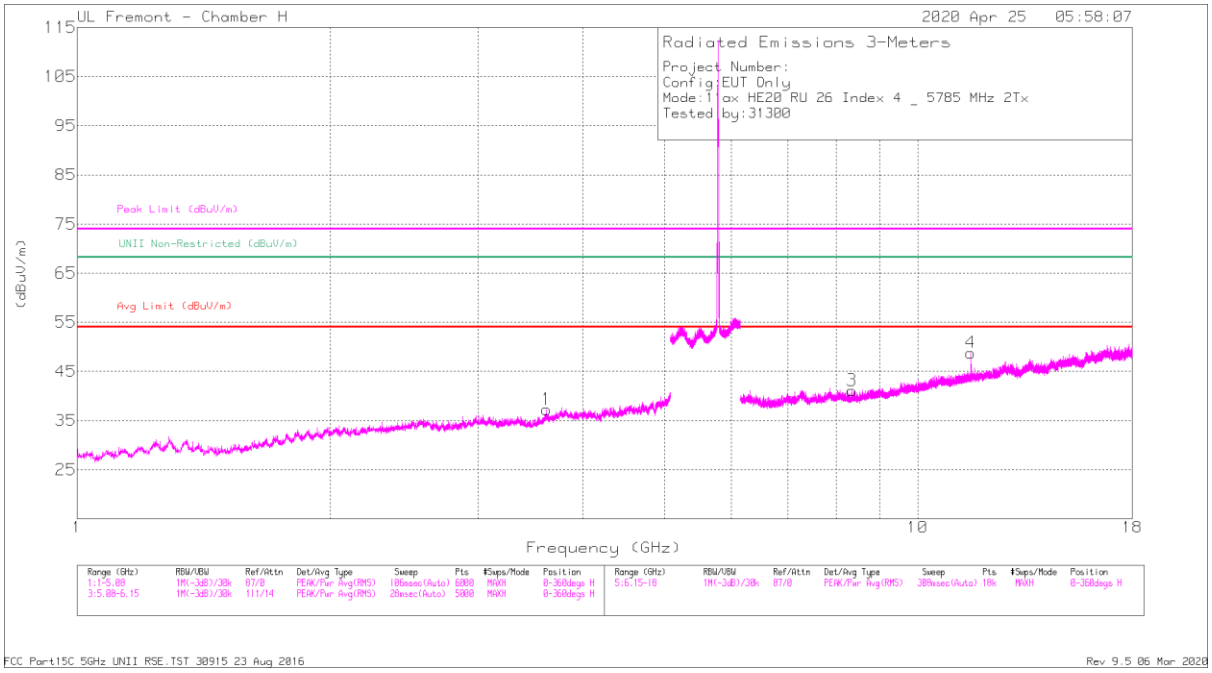

HORIZONTAL

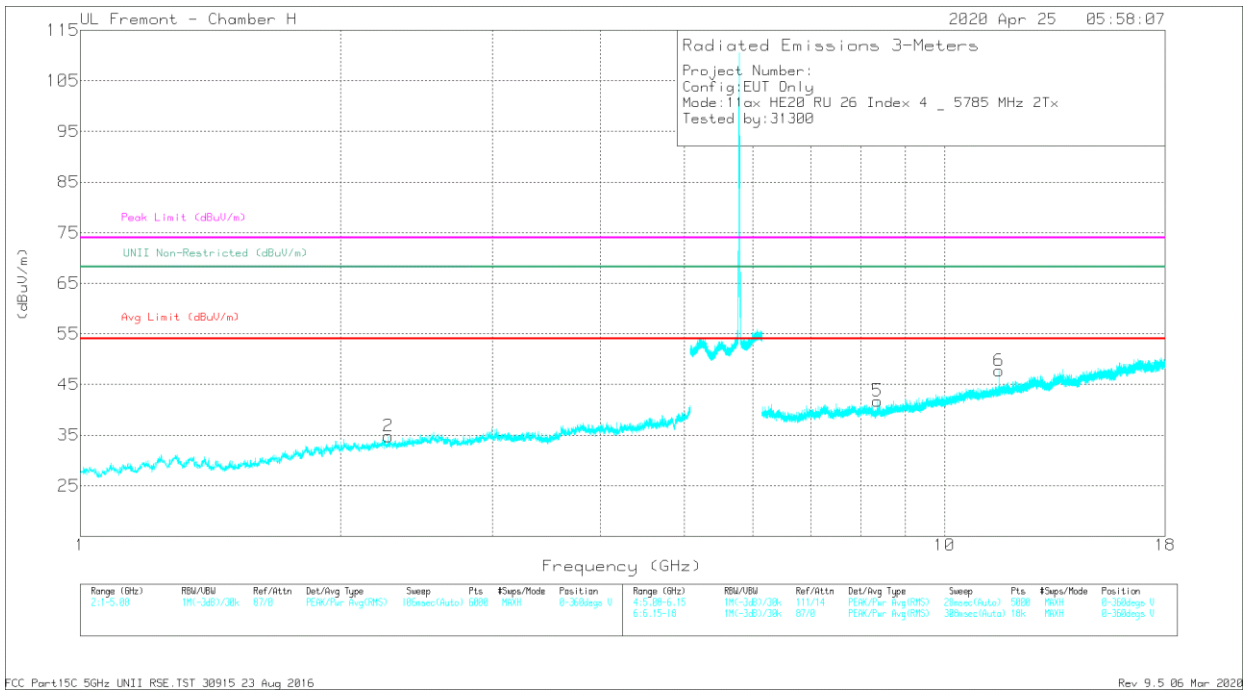

VERTICAL

UL VERIFICATION SERVICES INC.
47173 Benicia Street, Fremont, CA 94538; USA TEL:(510) 319-4000 FAX:(510) 661-0888
This report shall not be reproduced except in full, without the written approval of UL Verification Services Inc.

RADIATED EMISSIONS

Marker	Frequency (GHz)	Meter Reading (dBuV)	Det	AF T863 (dB/m)	Amp/Cbl/Fltr/Pad (dB)	Corrected Reading (dBuV/m)	Avg Limit (dBuV/m)	Margin (dB)	Peak Limit (dBuV/m)	PK Margin (dB)	UNII Non-Restricted (dBuV/m)	PK Margin (dB)	Azimuth (Degs)	Height (cm)	Polarity
1	* 3.61526	42.7	PK-U	33.1	-32.4	43.4	-	-	74	-30.6	-	-	0	101	H
	* 3.61819	31.88	ADR	33.1	-32.4	32.58	54	-21.42	-	-	-	-	0	101	H
2	* 2.27316	43.3	PK-U	31.9	-33.8	41.4	-	-	74	-32.6	-	-	5	101	V
	* 2.27248	31.41	ADR	31.9	-33.8	29.51	54	-24.49	-	-	-	-	5	101	V
3	* 8.34822	39.25	PK-U	36	-27.1	48.15	-	-	74	-25.85	-	-	0	101	H
	* 8.34576	26.82	ADR	36	-27.1	35.72	54	-18.28	-	-	-	-	0	101	H
4	* 11.5693	40.64	PK-U	38.3	-23.8	55.14	-	-	74	-18.86	-	-	208	199	H
	* 11.5697	30.76	ADR	38.3	-23.8	45.26	54	-8.74	-	-	-	-	208	199	H
5	* 8.36492	39.08	PK-U	36	-27	48.08	-	-	74	-25.92	-	-	230	101	V
	* 8.36381	26.67	ADR	36.1	-27	35.77	54	-18.23	-	-	-	-	230	101	V
6	* 11.5699	37.49	PK-U	38.3	-23.8	51.99	-	-	74	-22.01	-	-	199	228	V
	* 11.5702	26.58	ADR	38.3	-23.8	41.08	54	-12.92	-	-	-	-	199	228	V

* - indicates frequency in CFR47 Pt 15 / IC RSS-Restricted Band
PK-U - U-NII: Maximum Peak
ADR - U-NII AD primary method, RMS average

UL VERIFICATION SERVICES INC.
47173 Benicia Street, Fremont, CA 94538; USA TEL:(510) 319-4000 FAX:(510) 661-0888
This report shall not be reproduced except in full, without the written approval of UL Verification Services Inc.

HIGH CHANNEL RESULTS

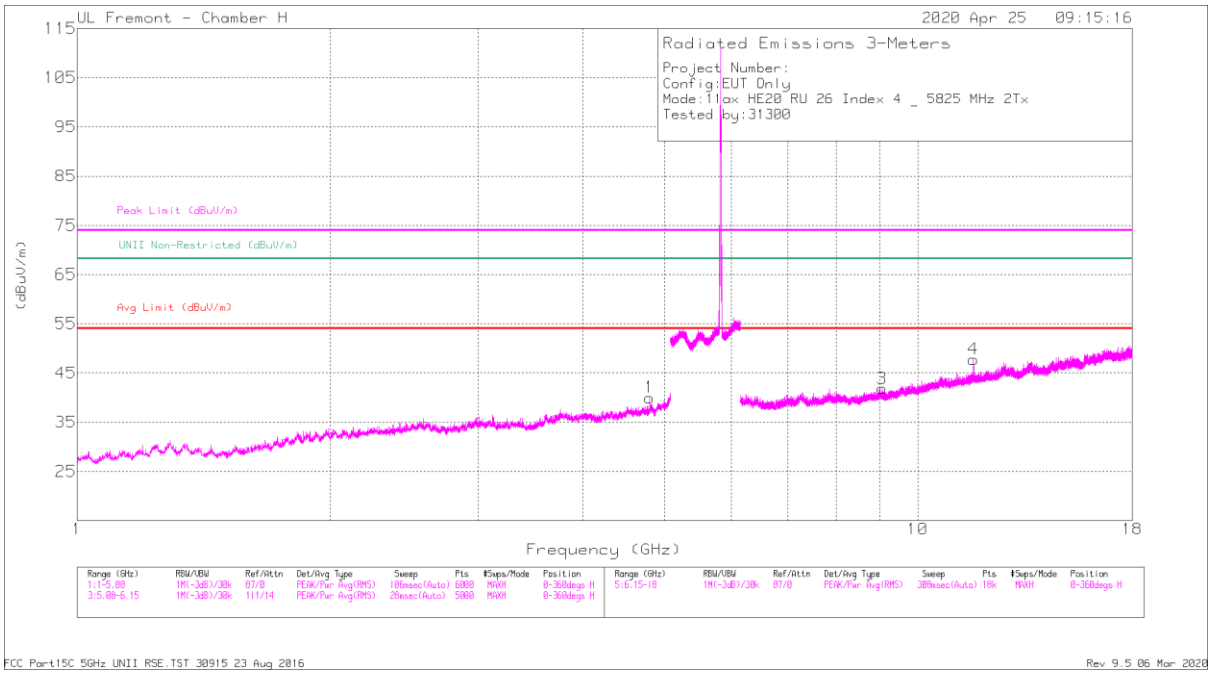

HORIZONTAL

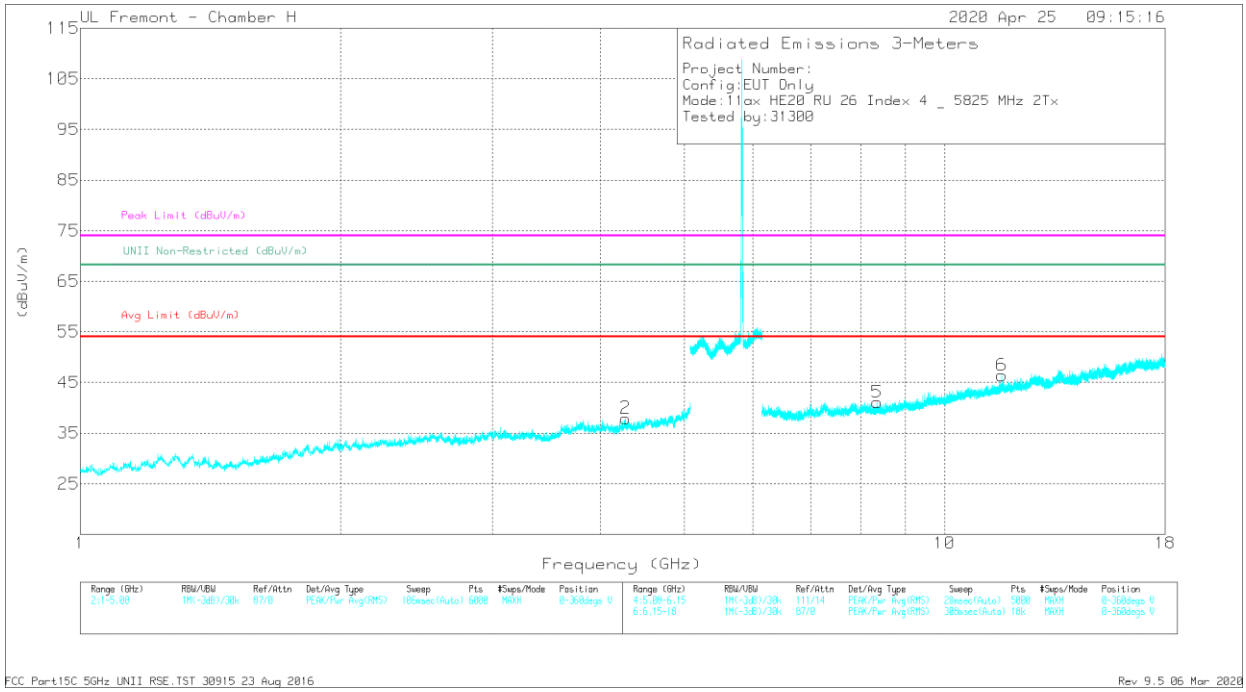

VERTICAL

UL VERIFICATION SERVICES INC.
47173 Benicia Street, Fremont, CA 94538; USA TEL:(510) 319-4000 FAX:(510) 661-0888
This report shall not be reproduced except in full, without the written approval of UL Verification Services Inc.

RADIATED EMISSIONS

Marker	Frequency (GHz)	Meter Reading (dBuV)	Det	AF T863 (dB/m)	Amp/Cbl/Fltr/Pad (dB)	Corrected Reading (dBuV/m)	Avg Limit (dBuV/m)	Margin (dB)	Peak Limit (dBuV/m)	PK Margin (dB)	UNII Non-Restricted (dBuV/m)	PK Margin (dB)	Azimuth (Degs)	Height (cm)	Polarity
1	* 4.80127	42.54	PK-U	34.4	-30.9	46.04	-	-	74	-27.96	-	-	0	101	H
	* 4.80143	31.2	ADR	34.4	-30.9	34.7	54	-19.3	-	-	-	-	0	101	H
2	* 4.27665	42.41	PK-U	33.5	-30.9	45.01	-	-	74	-28.99	-	-	31	101	V
	* 4.27353	30.64	ADR	33.5	-30.9	33.24	54	-20.76	-	-	-	-	31	101	V
3	* 9.07232	37.62	PK-U	36.2	-25.7	48.12	-	-	74	-25.88	-	-	68	198	H
	* 9.0699	26.51	ADR	36.2	-25.6	37.11	54	-16.89	-	-	-	-	68	198	H
4	* 11.6484	40.22	PK-U	38.4	-23.6	55.02	-	-	74	-18.98	-	-	165	214	H
	* 11.6502	29.18	ADR	38.4	-23.7	43.88	54	-10.12	-	-	-	-	165	214	H
5	* 8.35572	38.55	PK-U	36	-27	47.55	-	-	74	-26.45	-	-	100	101	V
	* 8.35571	27.26	ADR	36	-27	36.26	54	-17.74	-	-	-	-	100	101	V
6	* 11.6481	38.11	PK-U	38.4	-23.6	52.91	-	-	74	-21.09	-	-	144	347	V
	* 11.6486	26.53	ADR	38.4	-23.7	41.23	54	-12.77	-	-	-	-	144	347	V

* - indicates frequency in CFR47 Pt 15 / IC RSS-Restricted Band
PK-U - U-NII: Maximum Peak
ADR - U-NII AD primary method, RMS average

UL VERIFICATION SERVICES INC.
47173 Benicia Street, Fremont, CA 94538; USA TEL:(510) 319-4000 FAX:(510) 661-0888
This report shall not be reproduced except in full, without the written approval of UL Verification Services Inc.

1.1.23. TX ABOVE 1 GHz 802.11ax HE40 MODE IN THE 5.8 GHz BAND

ANTENNA 6 – 484 Tones, RU Index 65

BANDEDGE (LOW CHANNEL)

HORIZONTAL RESULT

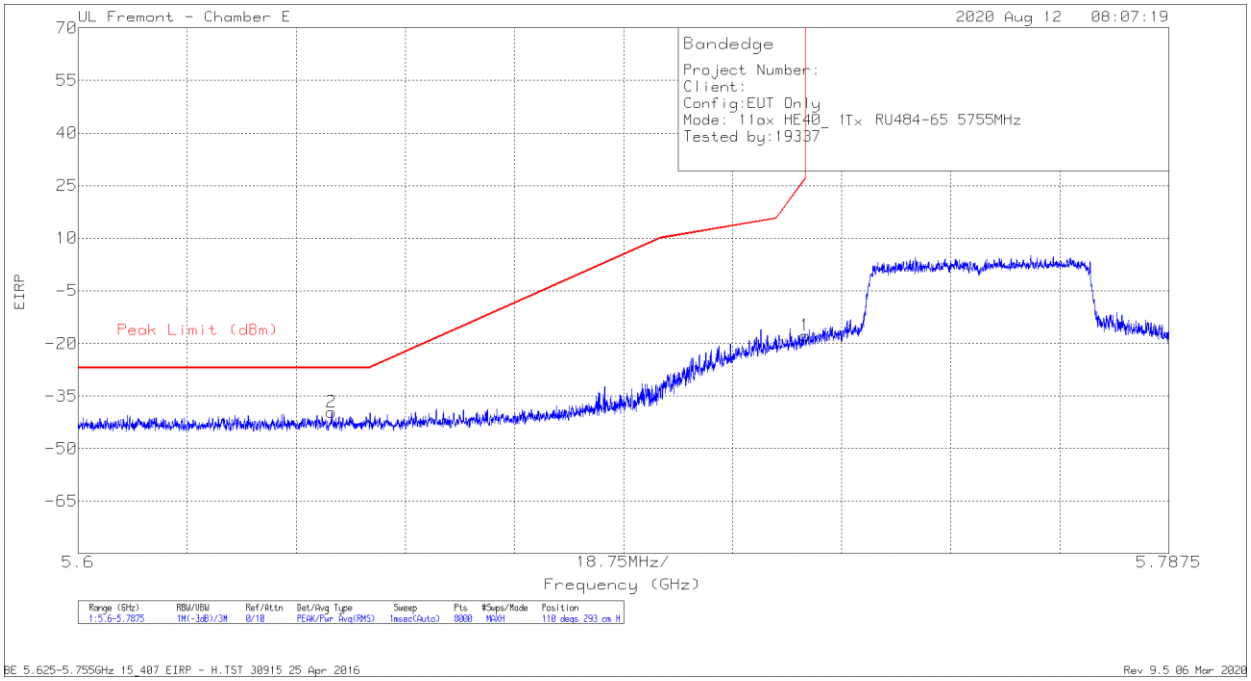

Marker	Frequency (GHz)	Meter Reading (dBm)	Det	AF T712 (dB/m)	Amp/Cbl/Fltr/Pad (dB)	Conversion Factor (dB)	Corrected Reading EIRP	Peak Limit (dBm)	PK Margin (dB)	Azimuth (Degs)	Height (cm)	Polarity
2	5.6436	-64.54	Pk	34.8	-21.6	11.8	-39.54	-27	-12.54	110	293	H
1	5.72498	-43.16	Pk	34.7	-21.2	11.8	-17.86	26.96	-44.82	110	293	H

Pk - Peak detector

UL VERIFICATION SERVICES INC.
47173 Benicia Street, Fremont, CA 94538; USA TEL:(510) 319-4000 FAX:(510) 661-0888
This report shall not be reproduced except in full, without the written approval of UL Verification Services Inc.

VERTICAL RESULT

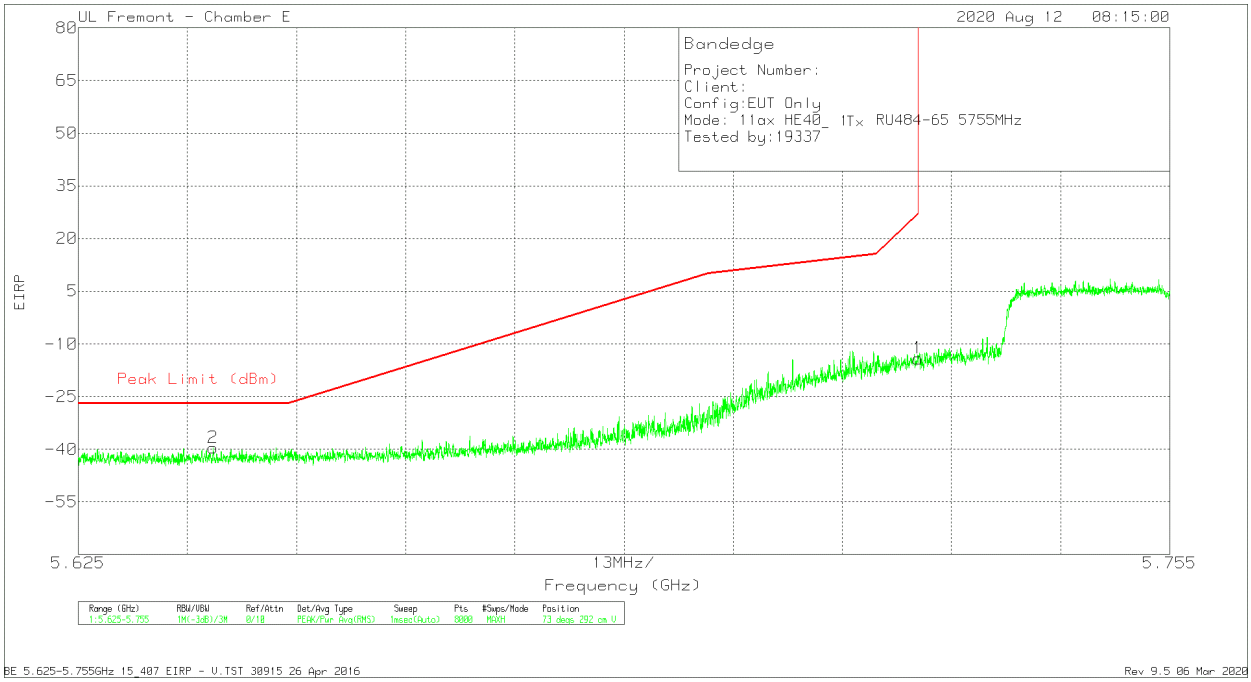

Marker	Frequency (GHz)	Meter Reading (dBm)	Det	AF T712 (dB/m)	Amp/Cbl/Fltr/Pad (dB)	Conversion Factor (dB)	Corrected Reading EIRP	Peak Limit (dBm)	PK Margin (dB)	Azimuth (Degs)	Height (cm)	Polarity
2	5.64107	-64.5	Pk	34.7	-21.6	11.8	-39.6	-27	-12.6	73	292	V
1	5.725	-39.46	Pk	34.7	-21.2	11.8	-14.16	27	-41.16	73	292	V

Pk - Peak detector

UL VERIFICATION SERVICES INC.
47173 Benicia Street, Fremont, CA 94538; USA TEL:(510) 319-4000 FAX:(510) 661-0888
This report shall not be reproduced except in full, without the written approval of UL Verification Services Inc.

BANDEDGE (HIGH CHANNEL)

HORIZONTAL RESULT

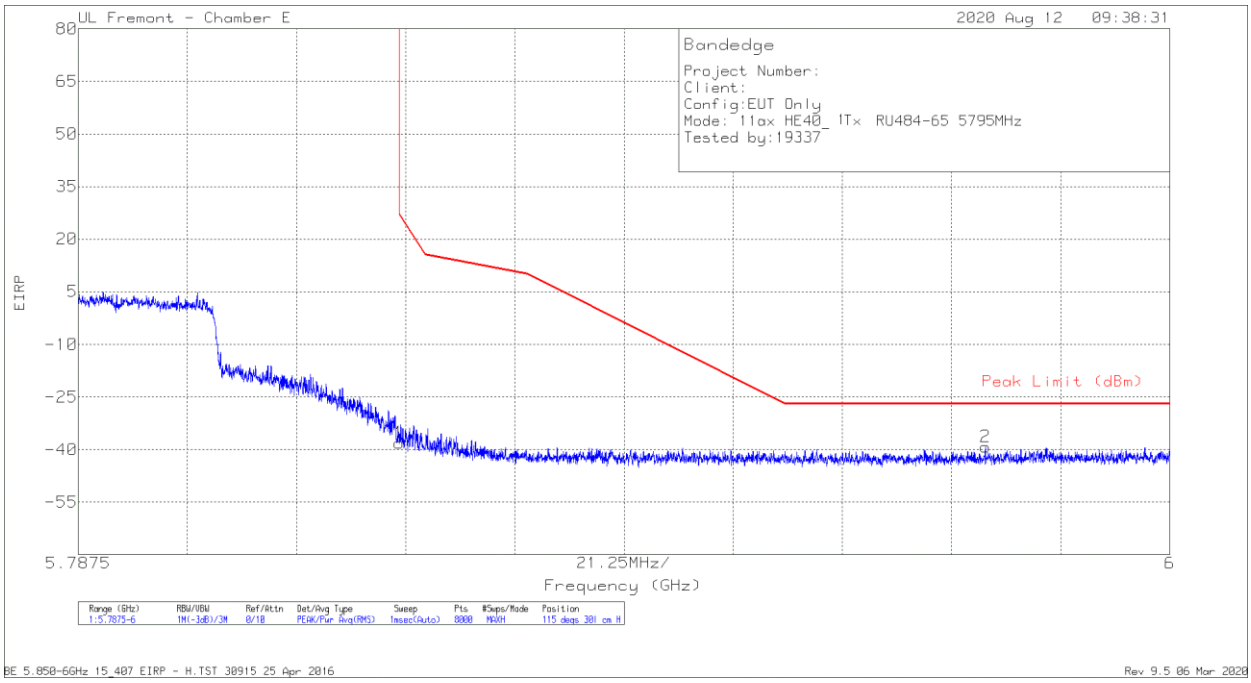

Marker	Frequency (GHz)	Meter Reading (dBm)	Det	AF T712 (dB/m)	Amp/Cbl/Fltr/Pad (dB)	Conversion Factor (dB)	Corrected Reading EIRP	Peak Limit (dBm)	PK Margin (dB)	Azimuth (Degs)	Height (cm)	Polarity
1	5.85001	-64.19	Pk	34.9	-20.7	11.8	-38.19	26.98	-65.17	115	301	H
2	5.96411	-65.36	Pk	35.2	-20.9	11.8	-39.26	-27	-12.26	115	301	H

Pk - Peak detector

UL VERIFICATION SERVICES INC.
47173 Benicia Street, Fremont, CA 94538; USA TEL:(510) 319-4000 FAX:(510) 661-0888
This report shall not be reproduced except in full, without the written approval of UL Verification Services Inc.

VERTICAL RESULT

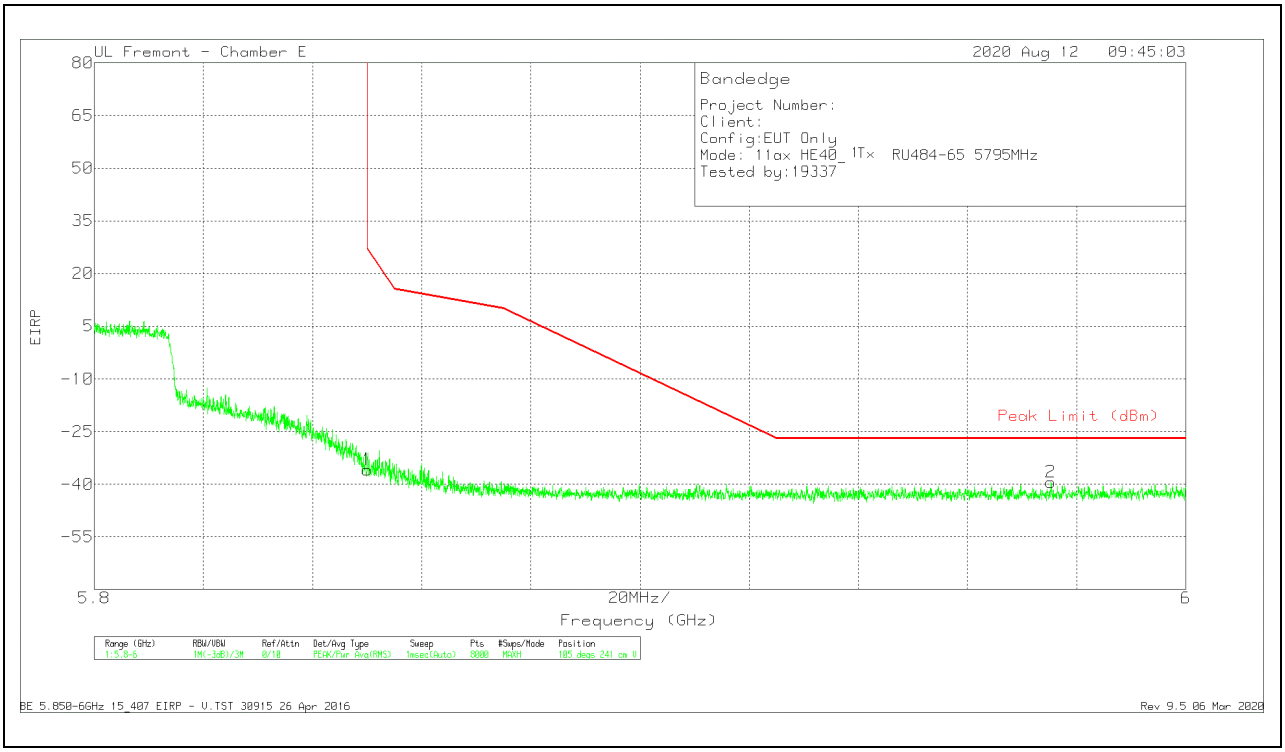

Marker	Frequency (GHz)	Meter Reading (dBm)	Det	AF T712 (dB/m)	Amp/Cbl/Fltr/Pad (dB)	Conversion Factor (dB)	Corrected Reading EIRP	Peak Limit (dBm)	PK Margin (dB)	Azimuth (Degs)	Height (cm)	Polarity
1	5.85001	-61.82	Pk	34.9	-20.7	11.8	-35.82	26.99	-62.81	105	241	V
2	5.97532	-65.56	Pk	35.2	-20.9	11.8	-39.46	-27	-12.46	105	241	V

Pk - Peak detector

UL VERIFICATION SERVICES INC.
47173 Benicia Street, Fremont, CA 94538; USA TEL:(510) 319-4000 FAX:(510) 661-0888
This report shall not be reproduced except in full, without the written approval of UL Verification Services Inc.