GSM 850 ANT 1

Communication System: UID 10021 - DAC, GSM-FDD (TDMA, GMSK); Frequency: 824.2 MHz; Duty Cycle: 1:8.69961
Phantom section: RF Section
DASY5 Configuration:
- Probe: EF3DV3 - SN4041; ConvF(1, 1, 1) @ 824.2 MHz; Calibrated: 3/18/2020
- Sensor-Surface: (Fix Surface)
- Electronics: DAE4 Sn1357; Calibrated: 2/20/2020
- Phantom: HAC Test Arch with AMCC; Type: SD HAC P01 BB
- Measurement SW: DASY52, Version 52.10 (4);SEMCAD X Version 14.6.14 (7483)

GSM850 E-Field measurement/Voice_ch 128/Hearing Aid Compatibility Test (101x101x1): Interpolated grid: dx=0.5000 mm, dy=0.5000 mm

Device Reference Point: 0, 0, -6.3 mm
Reference Value = 29.14 V/m; Power Drift = -0.05 dB
Applied MIF = 3.63 dB
RF audio interference level = 31.04 dBV/m
Emission category: M4

MIF scaled E-field

Grid 1 **M4** **28.98 dBV/m**	Grid 2 **M4** **30.94 dBV/m**	Grid 3 **M4** **30.94 dBV/m**
Grid 4 **M4** **29.24 dBV/m**	Grid 5 **M4** **31.04 dBV/m**	Grid 6 **M4** **31.04 dBV/m**
Grid 7 **M4** **28.84 dBV/m**	Grid 8 **M4** **30.73 dBV/m**	Grid 9 **M4** **30.74 dBV/m**

Total = 31.04 dBV/m
E Category: M4
Location: -9, -1.5, 7.7 mm



0 dB = 35.66 V/m = 31.04 dBV/m

GSM 850 ANT 1

Communication System: UID 10021 - DAC, GSM-FDD (TDMA, GMSK); Frequency: 836.6 MHz; Duty Cycle: 1:8.69961
Phantom section: RF Section
DASY5 Configuration:
- Probe: EF3DV3 - SN4041; ConvF(1, 1, 1) @ 836.6 MHz; Calibrated: 3/18/2020
- Sensor-Surface: (Fix Surface)
- Electronics: DAE4 Sn1357; Calibrated: 2/20/2020
- Phantom: HAC Test Arch with AMCC; Type: SD HAC P01 BB
- Measurement SW: DASY52, Version 52.10 (4);SEMCAD X Version 14.6.14 (7483)

GSM850 E-Field measurement/Voice_ch 190/Hearing Aid Compatibility Test (101x101x1): Interpolated grid: dx=0.5000 mm, dy=0.5000 mm

Device Reference Point: 0, 0, -6.3 mm
Reference Value = 22.71 V/m; Power Drift = 0.00 dB
Applied MIF = 3.63 dB
RF audio interference level = 28.76 dBV/m
Emission category: M4

MIF scaled E-field

Grid 1 **M4** **27.13 dBV/m**	Grid 2 **M4** **28.74 dBV/m**	Grid 3 **M4** **28.77 dBV/m**
Grid 4 **M4** **26.88 dBV/m**	Grid 5 **M4** **28.76 dBV/m**	Grid 6 **M4** **28.81 dBV/m**
Grid 7 **M4** **26.34 dBV/m**	Grid 8 **M4** **28.39 dBV/m**	Grid 9 **M4** **28.43 dBV/m**



0 dB = 27.57 V/m = 28.81 dBV/m

GSM 850 ANT 1

Communication System: UID 10021 - DAC, GSM-FDD (TDMA, GMSK); Frequency: 848.6 MHz; Duty Cycle: 1:8.69961
Phantom section: RF Section
DASY5 Configuration:
- Probe: EF3DV3 - SN4041; ConvF(1, 1, 1) @ 848.6 MHz; Calibrated: 3/18/2020
- Sensor-Surface: (Fix Surface)
- Electronics: DAE4 Sn1357; Calibrated: 2/20/2020
- Phantom: HAC Test Arch with AMCC; Type: SD HAC P01 BB
- Measurement SW: DASY52, Version 52.10 (4);SEMCAD X Version 14.6.14 (7483)

GSM850 E-Field measurement/Voice_ch 251/Hearing Aid Compatibility Test (101x101x1): Interpolated grid: dx=0.5000 mm, dy=0.5000 mm

Device Reference Point: 0, 0, -6.3 mm
Reference Value = 21.62 V/m; Power Drift = -0.04 dB
Applied MIF = 3.63 dB
RF audio interference level = 27.60 dBV/m
Emission category: M4

MIF scaled E-field

Grid 1 **M4** **26.8 dBV/m**	Grid 2 **M4** **27.82 dBV/m**	Grid 3 **M4** **27.8 dBV/m**
Grid 4 **M4** **26.87 dBV/m**	Grid 5 **M4** **27.6 dBV/m**	Grid 6 **M4** **27.61 dBV/m**
Grid 7 **M4** **26.15 dBV/m**	Grid 8 **M4** **27.08 dBV/m**	Grid 9 **M4** **27.11 dBV/m**



0 dB = 24.60 V/m = 27.82 dBV/m

GSM 1900 ANT 1

Communication System: UID 10021 - DAC, GSM-FDD (TDMA, GMSK); Frequency: 1850.2 MHz; Duty Cycle: 1:8.69961
Phantom section: RF Section
DASY5 Configuration:
- Probe: EF3DV3 - SN4041; ConvF(1, 1, 1) @ 1850.2 MHz; Calibrated: 3/18/2020
- Sensor-Surface: (Fix Surface)
- Electronics: DAE4 Sn1357; Calibrated: 2/20/2020
- Phantom: HAC Test Arch with AMCC; Type: SD HAC P01 BB
- Measurement SW: DASY52, Version 52.10 (4);SEMCAD X Version 14.6.14 (7483)

GSM1900 E-Field measurement/Voice_ch 512/Hearing Aid Compatibility Test (101x101x1): Interpolated grid: dx=0.5000 mm, dy=0.5000 mm

Device Reference Point: 0, 0, -6.3 mm
Reference Value = 17.07 V/m; Power Drift = 0.08 dB
Applied MIF = 3.63 dB
RF audio interference level = 27.17 dBV/m
Emission category: M4

MIF scaled E-field

Grid 1 **M4** **26.44 dBV/m**	Grid 2 **M4** **26.11 dBV/m**	Grid 3 **M4** **26.11 dBV/m**
Grid 4 **M4** **26.07 dBV/m**	Grid 5 **M4** **27.15 dBV/m**	Grid 6 **M4** **27.17 dBV/m**
Grid 7 **M4** **27.4 dBV/m**	Grid 8 **M4** **28.05 dBV/m**	Grid 9 **M4** **28.04 dBV/m**



0 dB = 25.27 V/m = 28.05 dBV/m

GSM 1900 ANT 1

Communication System: UID 10021 - DAC, GSM-FDD (TDMA, GMSK); Frequency: 1880 MHz; Duty Cycle: 1:8.69961
Phantom section: RF Section
DASY5 Configuration:
- Probe: EF3DV3 - SN4041; ConvF(1, 1, 1) @ 1880 MHz; Calibrated: 3/18/2020
- Sensor-Surface: (Fix Surface)
- Electronics: DAE4 Sn1357; Calibrated: 2/20/2020
- Phantom: HAC Test Arch with AMCC; Type: SD HAC P01 BB
- Measurement SW: DASY52, Version 52.10 (4);SEMCAD X Version 14.6.14 (7483)

GSM1900 E-Field measurement/Voice_ch 661/Hearing Aid Compatibility Test (101x101x1): Interpolated grid: dx=0.5000 mm, dy=0.5000 mm

Device Reference Point: 0, 0, -6.3 mm
Reference Value = 16.28 V/m; Power Drift = 0.00 dB
Applied MIF = 3.63 dB
RF audio interference level = 27.39 dBV/m
Emission category: M4

MIF scaled E-field

Grid 1 **M4** **26.22 dBV/m**	Grid 2 **M4** **25.96 dBV/m**	Grid 3 **M4** **25.22 dBV/m**
Grid 4 **M4** **27.39 dBV/m**	Grid 5 **M4** **26.71 dBV/m**	Grid 6 **M4** **26.71 dBV/m**
Grid 7 **M4** **28.59 dBV/m**	Grid 8 **M4** **28.16 dBV/m**	Grid 9 **M4** **28.16 dBV/m**



0 dB = 26.89 V/m = 28.59 dBV/m

GSM 1900 ANT 1

Communication System: UID 10021 - DAC, GSM-FDD (TDMA, GMSK); Frequency: 1909.8 MHz; Duty Cycle: 1:8.69961
Phantom section: RF Section
DASY5 Configuration:
- Probe: EF3DV3 - SN4041; ConvF(1, 1, 1) @ 1909.8 MHz; Calibrated: 3/18/2020
- Sensor-Surface: (Fix Surface)
- Electronics: DAE4 Sn1357; Calibrated: 2/20/2020
- Phantom: HAC Test Arch with AMCC; Type: SD HAC P01 BB
- Measurement SW: DASY52, Version 52.10 (4);SEMCAD X Version 14.6.14 (7483)

GSM1900 E-Field measurement/Voice_ch 810/Hearing Aid Compatibility Test (101x101x1): Interpolated grid: dx=0.5000 mm, dy=0.5000 mm

Device Reference Point: 0, 0, -6.3 mm
Reference Value = 16.09 V/m; Power Drift = -0.17 dB
Applied MIF = 3.63 dB
RF audio interference level = 26.68 dBV/m
Emission category: M4

MIF scaled E-field

Grid 1 **M4** **26.68 dBV/m**	Grid 2 **M4** **25.15 dBV/m**	Grid 3 **M4** **25.21 dBV/m**
Grid 4 **M4** **25.67 dBV/m**	Grid 5 **M4** **26.35 dBV/m**	Grid 6 **M4** **26.36 dBV/m**
Grid 7 **M4** **26.63 dBV/m**	Grid 8 **M4** **27 dBV/m**	Grid 9 **M4** **26.99 dBV/m**



0 dB = 22.39 V/m = 27.00 dBV/m

CDMA2000 BC0 ANT 1

Communication System: UID 10295 - AAB, CDMA2000, RC1, SO3, 1/8th Rate 25 fr.; Frequency: 824.7 MHz; Duty Cycle: 1:17.746
Phantom section: RF Section
DASY5 Configuration:
- Probe: EF3DV3 - SN4041; ConvF(1, 1, 1) @ 824.7 MHz; Calibrated: 3/18/2020
- Sensor-Surface: (Fix Surface)
- Electronics: DAE4 Sn1357; Calibrated: 2/20/2020
- Phantom: HAC Test Arch with AMCC; Type: SD HAC P01 BB
- Measurement SW: DASY52, Version 52.10 (4);SEMCAD X Version 14.6.14 (7483)

CDMA2000 BC0 E-Field measurement/1xRTT, RC1, SO3, 1/8th Rate 25 fr. Ch. 1013/Hearing Aid Compatibility Test (101x101x1): Interpolated grid: dx=0.5000 mm, dy=0.5000 mm

Device Reference Point: 0, 0, -6.3 mm
Reference Value = 40.22 V/m; Power Drift = 0.04 dB
Applied MIF = 3.26 dB
RF audio interference level = 31.87 dBV/m
Emission category: M4

MIF scaled E-field

Grid 1 **M4** **30.66 dBV/m**	Grid 2 **M4** **32.06 dBV/m**	Grid 3 **M4** **31.31 dBV/m**
Grid 4 **M4** **29.62 dBV/m**	Grid 5 **M4** **31.87 dBV/m**	Grid 6 **M4** **31.04 dBV/m**
Grid 7 **M4** **28.55 dBV/m**	Grid 8 **M4** **30.39 dBV/m**	Grid 9 **M4** **30.05 dBV/m**



0 dB = 40.07 V/m = 32.06 dBV/m

CDMA2000 BC0 ANT 1

Communication System: UID 10295 - AAB, CDMA2000, RC1, SO3, 1/8th Rate 25 fr.; Frequency: 836.52 MHz; Duty Cycle: 1:17.746
Phantom section: RF Section
DASY5 Configuration:
- Probe: EF3DV3 - SN4041; ConvF(1, 1, 1) @ 836.52 MHz; Calibrated: 3/18/2020
- Sensor-Surface: (Fix Surface)
- Electronics: DAE4 Sn1357; Calibrated: 2/20/2020
- Phantom: HAC Test Arch with AMCC; Type: SD HAC P01 BB
- Measurement SW: DASY52, Version 52.10 (4);SEMCAD X Version 14.6.14 (7483)

CDMA2000 BC0 E-Field measurement/1xRTT, RC1, SO3, 1/8th Rate 25 fr. Ch. 384/Hearing Aid Compatibility Test (101x101x1): Interpolated grid: dx=0.5000 mm, dy=0.5000 mm

Device Reference Point: 0, 0, -6.3 mm
Reference Value = 42.52 V/m; Power Drift = -0.00 dB
Applied MIF = 3.26 dB
RF audio interference level = 31.69 dBV/m
Emission category: M4

MIF scaled E-field

Grid 1 **M4** **30.59 dBV/m**	Grid 2 **M4** **32 dBV/m**	Grid 3 **M4** **31.5 dBV/m**
Grid 4 **M4** **29.76 dBV/m**	Grid 5 **M4** **31.69 dBV/m**	Grid 6 **M4** **31.18 dBV/m**
Grid 7 **M4** **28.91 dBV/m**	Grid 8 **M4** **30.6 dBV/m**	Grid 9 **M4** **30.12 dBV/m**



0 dB = 39.79 V/m = 32.00 dBV/m

CDMA2000 BC0 ANT 1

Communication System: UID 10295 - AAB, CDMA2000, RC1, SO3, 1/8th Rate 25 fr.; Frequency: 848.31 MHz; Duty Cycle: 1:17.746
Phantom section: RF Section
DASY5 Configuration:
- Probe: EF3DV3 - SN4041; ConvF(1, 1, 1) @ 848.31 MHz; Calibrated: 3/18/2020
- Sensor-Surface: (Fix Surface)
- Electronics: DAE4 Sn1357; Calibrated: 2/20/2020
- Phantom: HAC Test Arch with AMCC; Type: SD HAC P01 BB
- Measurement SW: DASY52, Version 52.10 (4);SEMCAD X Version 14.6.14 (7483)

CDMA2000 BC0 E-Field measurement/1xRTT, RC1, SO3, 1/8th Rate 25 fr. Ch. 777/Hearing Aid Compatibility Test (101x101x1): Interpolated grid: dx=0.5000 mm, dy=0.5000 mm

Device Reference Point: 0, 0, -6.3 mm
Reference Value = 43.45 V/m; Power Drift = -0.12 dB
Applied MIF = 3.26 dB
RF audio interference level = 31.72 dBV/m
Emission category: M4

MIF scaled E-field

Grid 1 **M4** **30.63 dBV/m**	Grid 2 **M4** **32.03 dBV/m**	Grid 3 **M4** **31.5 dBV/m**
Grid 4 **M4** **29.76 dBV/m**	Grid 5 **M4** **31.72 dBV/m**	Grid 6 **M4** **31.21 dBV/m**
Grid 7 **M4** **29.02 dBV/m**	Grid 8 **M4** **30.7 dBV/m**	Grid 9 **M4** **30.21 dBV/m**



0 dB = 39.94 V/m = 32.03 dBV/m

CDMA2000 BC1 ANT 1

Communication System: UID 10295 - AAB, CDMA2000, RC1, SO3, 1/8th Rate 25 fr.; Frequency: 1851.25 MHz; Duty Cycle: 1:17.746
Phantom section: RF Section
DASY5 Configuration:
- Probe: EF3DV3 - SN4041; ConvF(1, 1, 1) @ 1851.25 MHz; Calibrated: 3/18/2020
- Sensor-Surface: (Fix Surface)
- Electronics: DAE4 Sn1357; Calibrated: 2/20/2020
- Phantom: HAC Test Arch with AMCC; Type: SD HAC P01 BB
- Measurement SW: DASY52, Version 52.10 (4);SEMCAD X Version 14.6.14 (7483)

CDMA2000 BC1 E-Field measurement/1xRTT, RC1, SO3, 1/8th Rate 25 fr. Ch. 25/Hearing Aid Compatibility Test (101x101x1): Interpolated grid: dx=0.5000 mm, dy=0.5000 mm

Device Reference Point: 0, 0, -6.3 mm
Reference Value = 13.53 V/m; Power Drift = 0.09 dB
Applied MIF = 3.26 dB
RF audio interference level = 25.28 dBV/m
Emission category: M4

MIF scaled E-field

Grid 1 **M4** **25.95 dBV/m**	Grid 2 **M4** **25.96 dBV/m**	Grid 3 **M4** **25.57 dBV/m**
Grid 4 **M4** **25.28 dBV/m**	Grid 5 **M4** **24.12 dBV/m**	Grid 6 **M4** **23.87 dBV/m**
Grid 7 **M4** **24.71 dBV/m**	Grid 8 **M4** **23.9 dBV/m**	Grid 9 **M4** **22.57 dBV/m**

0 dB = 19.86 V/m = 25.96 dBV/m

CDMA2000 BC1 ANT 1

Communication System: UID 10295 - AAB, CDMA2000, RC1, SO3, 1/8th Rate 25 fr.; Frequency: 1880 MHz; Duty Cycle: 1:17.746
Phantom section: RF Section
DASY5 Configuration:
- Probe: EF3DV3 - SN4041; ConvF(1, 1, 1) @ 1880 MHz; Calibrated: 3/18/2020
- Sensor-Surface: (Fix Surface)
- Electronics: DAE4 Sn1357; Calibrated: 2/20/2020
- Phantom: HAC Test Arch with AMCC; Type: SD HAC P01 BB
- Measurement SW: DASY52, Version 52.10 (4);SEMCAD X Version 14.6.14 (7483)

CDMA2000 BC1 E-Field measurement/1xRTT, RC1, SO3, 1/8th Rate 25 fr. Ch. 600/Hearing Aid Compatibility Test (101x101x1): Interpolated grid: dx=0.5000 mm, dy=0.5000 mm

Device Reference Point: 0, 0, -6.3 mm
Reference Value = 15.33 V/m; Power Drift = -0.15 dB
Applied MIF = 3.26 dB
RF audio interference level = 25.35 dBV/m
Emission category: M4

MIF scaled E-field

Grid 1 **M4** **27.31 dBV/m**	Grid 2 **M4** **26.14 dBV/m**	Grid 3 **M4** **25.61 dBV/m**
Grid 4 **M4** **25.35 dBV/m**	Grid 5 **M4** **24.41 dBV/m**	Grid 6 **M4** **24.4 dBV/m**
Grid 7 **M4** **25.17 dBV/m**	Grid 8 **M4** **23.84 dBV/m**	Grid 9 **M4** **22.42 dBV/m**



0 dB = 23.20 V/m = 27.31 dBV/m

CDMA2000 BC1 ANT 1

Communication System: UID 10295 - AAB, CDMA2000, RC1, SO3, 1/8th Rate 25 fr.; Frequency: 1908.75 MHz; Duty Cycle: 1:17.746
Phantom section: RF Section
DASY5 Configuration:
- Probe: EF3DV3 - SN4041; ConvF(1, 1, 1) @ 1908.75 MHz; Calibrated: 3/18/2020
- Sensor-Surface: (Fix Surface)
- Electronics: DAE4 Sn1357; Calibrated: 2/20/2020
- Phantom: HAC Test Arch with AMCC; Type: SD HAC P01 BB
- Measurement SW: DASY52, Version 52.10 (4);SEMCAD X Version 14.6.14 (7483)

CDMA2000 BC1 E-Field measurement/1xRTT, RC1, SO3, 1/8th Rate 25 fr. Ch. 1175/Hearing Aid Compatibility Test (101x101x1): Interpolated grid: dx=0.5000 mm, dy=0.5000 mm

Device Reference Point: 0, 0, -6.3 mm
Reference Value = 15.86 V/m; Power Drift = 0.06 dB
Applied MIF = 3.26 dB
RF audio interference level = 25.11 dBV/m
Emission category: M4

MIF scaled E-field

Grid 1 **M4** **27.03 dBV/m**	Grid 2 **M4** **26.6 dBV/m**	Grid 3 **M4** **26.31 dBV/m**
Grid 4 **M4** **25.11 dBV/m**	Grid 5 **M4** **24.96 dBV/m**	Grid 6 **M4** **24.83 dBV/m**
Grid 7 **M4** **24.73 dBV/m**	Grid 8 **M4** **23.51 dBV/m**	Grid 9 **M4** **22.3 dBV/m**



0 dB = 22.46 V/m = 27.03 dBV/m

CDMA2000 BC10 ANT 1

Communication System: UID 10295 - AAB, CDMA2000, RC1, SO3, 1/8th Rate 25 fr.; Frequency: 817.9 MHz; Duty Cycle: 1:17.746
Phantom section: RF Section
DASY5 Configuration:
- Probe: EF3DV3 - SN4041; ConvF(1, 1, 1) @ 817.9 MHz; Calibrated: 3/18/2020
- Sensor-Surface: (Fix Surface)
- Electronics: DAE4 Sn1357; Calibrated: 2/20/2020
- Phantom: HAC Test Arch with AMCC; Type: SD HAC P01 BB
- Measurement SW: DASY52, Version 52.10 (4);SEMCAD X Version 14.6.14 (7483)

CDMA2000 BC10 E-Field measurement/1xRTT, RC1, SO3, 1/8th Rate 25 fr. Ch. 476/Hearing Aid Compatibility Test (101x101x1): Interpolated grid: dx=0.5000 mm, dy=0.5000 mm

Device Reference Point: 0, 0, -6.3 mm
Reference Value = 42.83 V/m; Power Drift = -0.01 dB
Applied MIF = 3.26 dB
RF audio interference level = 32.03 dBV/m
Emission category: M4

MIF scaled E-field

Grid 1 **M4** **30.82 dBV/m**	Grid 2 **M4** **32.2 dBV/m**	Grid 3 **M4** **31.65 dBV/m**
Grid 4 **M4** **29.91 dBV/m**	Grid 5 **M4** **32.03 dBV/m**	Grid 6 **M4** **31.26 dBV/m**
Grid 7 **M4** **28.85 dBV/m**	Grid 8 **M4** **30.76 dBV/m**	Grid 9 **M4** **30.29 dBV/m**



0 dB = 40.75 V/m = 32.20 dBV/m

CDMA2000 BC10 ANT 1

Communication System: UID 10295 - AAB, CDMA2000, RC1, SO3, 1/8th Rate 25 fr.; Frequency: 820.5 MHz; Duty Cycle: 1:17.746
Phantom section: RF Section
DASY5 Configuration:
- Probe: EF3DV3 - SN4041; ConvF(1, 1, 1) @ 820.5 MHz; Calibrated: 3/18/2020
- Sensor-Surface: (Fix Surface)
- Electronics: DAE4 Sn1357; Calibrated: 2/20/2020
- Phantom: HAC Test Arch with AMCC; Type: SD HAC P01 BB
- Measurement SW: DASY52, Version 52.10 (4);SEMCAD X Version 14.6.14 (7483)

CDMA2000 BC10 E-Field measurement/1xRTT, RC1, SO3, 1/8th Rate 25 fr. Ch. 580/Hearing Aid Compatibility Test (101x101x1): Interpolated grid: dx=0.5000 mm, dy=0.5000 mm

Device Reference Point: 0, 0, -6.3 mm
Reference Value = 43.47 V/m; Power Drift = -0.09 dB
Applied MIF = 3.26 dB
RF audio interference level = 31.81 dBV/m
Emission category: M4

MIF scaled E-field

Grid 1 **M4** **30.98 dBV/m**	Grid 2 **M4** **32.1 dBV/m**	Grid 3 **M4** **31.33 dBV/m**
Grid 4 **M4** **30.22 dBV/m**	Grid 5 **M4** **31.81 dBV/m**	Grid 6 **M4** **31.1 dBV/m**
Grid 7 **M4** **29.01 dBV/m**	Grid 8 **M4** **30.72 dBV/m**	Grid 9 **M4** **30 dBV/m**



0 dB = 40.28 V/m = 32.10 dBV/m

CDMA2000 BC10 ANT 1

Communication System: UID 10295 - AAB, CDMA2000, RC1, SO3, 1/8th Rate 25 fr.; Frequency: 823.1 MHz; Duty Cycle: 1:17.746
Phantom section: RF Section
DASY5 Configuration:
- Probe: EF3DV3 - SN4041; ConvF(1, 1, 1) @ 823.1 MHz; Calibrated: 3/18/2020
- Sensor-Surface: (Fix Surface)
- Electronics: DAE4 Sn1357; Calibrated: 2/20/2020
- Phantom: HAC Test Arch with AMCC; Type: SD HAC P01 BB
- Measurement SW: DASY52, Version 52.10 (4);SEMCAD X Version 14.6.14 (7483)

CDMA2000 BC10 E-Field measurement/1xRTT, RC1, SO3, 1/8th Rate 25 fr. Ch. 684/Hearing Aid Compatibility Test (101x101x1): Interpolated grid: dx=0.5000 mm, dy=0.5000 mm

Device Reference Point: 0, 0, -6.3 mm
Reference Value = 43.58 V/m; Power Drift = -0.12 dB
Applied MIF = 3.26 dB
RF audio interference level = 31.79 dBV/m
Emission category: M4

MIF scaled E-field

Grid 1 **M4** **30.5 dBV/m**	Grid 2 **M4** **32.04 dBV/m**	Grid 3 **M4** **31.59 dBV/m**
Grid 4 **M4** **29.89 dBV/m**	Grid 5 **M4** **31.79 dBV/m**	Grid 6 **M4** **31.32 dBV/m**
Grid 7 **M4** **28.86 dBV/m**	Grid 8 **M4** **30.88 dBV/m**	Grid 9 **M4** **30.41 dBV/m**



0 dB = 39.99 V/m = 32.04 dBV/m

LTE Band 41 ANT 1

Communication System: UID 10173 - CAG, LTE-TDD (SC-FDMA, 1 RB, 20 MHz, 16-QAM); Frequency: 2506 MHz; Duty Cycle: 1:8.87156
Phantom section: RF Section
DASY5 Configuration:
- Probe: EF3DV3 - SN4041; ConvF(1, 1, 1) @ 2506 MHz; Calibrated: 3/18/2020
- Sensor-Surface: (Fix Surface)
- Electronics: DAE4 Sn1357; Calibrated: 2/20/2020
- Phantom: HAC Test Arch with AMCC; Type: SD HAC P01 BB
- Measurement SW: DASY52, Version 52.10 (4);SEMCAD X Version 14.6.14 (7483)

LTE Band 41 ANT 1 E-Field measurement/SC-FDMA 1RB 20 MHz 16QAM Ch. 39750/Hearing Aid Compatibility Test (101x101x1): Interpolated grid: dx=0.5000 mm, dy=0.5000 mm

Device Reference Point: 0, 0, -6.3 mm
Reference Value = 14.42 V/m; Power Drift = -0.19 dB
Applied MIF = -1.44 dB
RF audio interference level = 20.49 dBV/m
Emission category: M4

MIF scaled E-field

Grid 1 **M4** **18.54 dBV/m**	Grid 2 **M4** **19.36 dBV/m**	Grid 3 **M4** **19.54 dBV/m**
Grid 4 **M4** **18.41 dBV/m**	Grid 5 **M4** **20.49 dBV/m**	Grid 6 **M4** **20.49 dBV/m**
Grid 7 **M4** **20.4 dBV/m**	Grid 8 **M4** **21.67 dBV/m**	Grid 9 **M4** **21.34 dBV/m**



0 dB = 12.12 V/m = 21.67 dBV/m

LTE Band 41 ANT 1

Communication System: UID 10173 - CAG, LTE-TDD (SC-FDMA, 1 RB, 20 MHz, 16-QAM); Frequency: 2549.5 MHz; Duty Cycle: 1:8.87156
Phantom section: RF Section
DASY5 Configuration:
- Probe: EF3DV3 - SN4041; ConvF(1, 1, 1) @ 2549.5 MHz; Calibrated: 3/18/2020
- Sensor-Surface: (Fix Surface)
- Electronics: DAE4 Sn1357; Calibrated: 2/20/2020
- Phantom: HAC Test Arch with AMCC; Type: SD HAC P01 BB
- Measurement SW: DASY52, Version 52.10 (4);SEMCAD X Version 14.6.14 (7483)

LTE Band 41 ANT 1 E-Field measurement/SC-FDMA 1RB 20 MHz 16QAM Ch. 40185/Hearing Aid Compatibility Test (101x101x1): Interpolated grid: dx=0.5000 mm, dy=0.5000 mm

Device Reference Point: 0, 0, -6.3 mm
Reference Value = 14.07 V/m; Power Drift = 0.07 dB
Applied MIF = -1.44 dB
RF audio interference level = 20.59 dBV/m
Emission category: M4

MIF scaled E-field

Grid 1 **M4** **18.1 dBV/m**	Grid 2 **M4** **18.66 dBV/m**	Grid 3 **M4** **18.84 dBV/m**
Grid 4 **M4** **17.01 dBV/m**	Grid 5 **M4** **20.59 dBV/m**	Grid 6 **M4** **20.68 dBV/m**
Grid 7 **M4** **19.53 dBV/m**	Grid 8 **M4** **22.19 dBV/m**	Grid 9 **M4** **22.08 dBV/m**

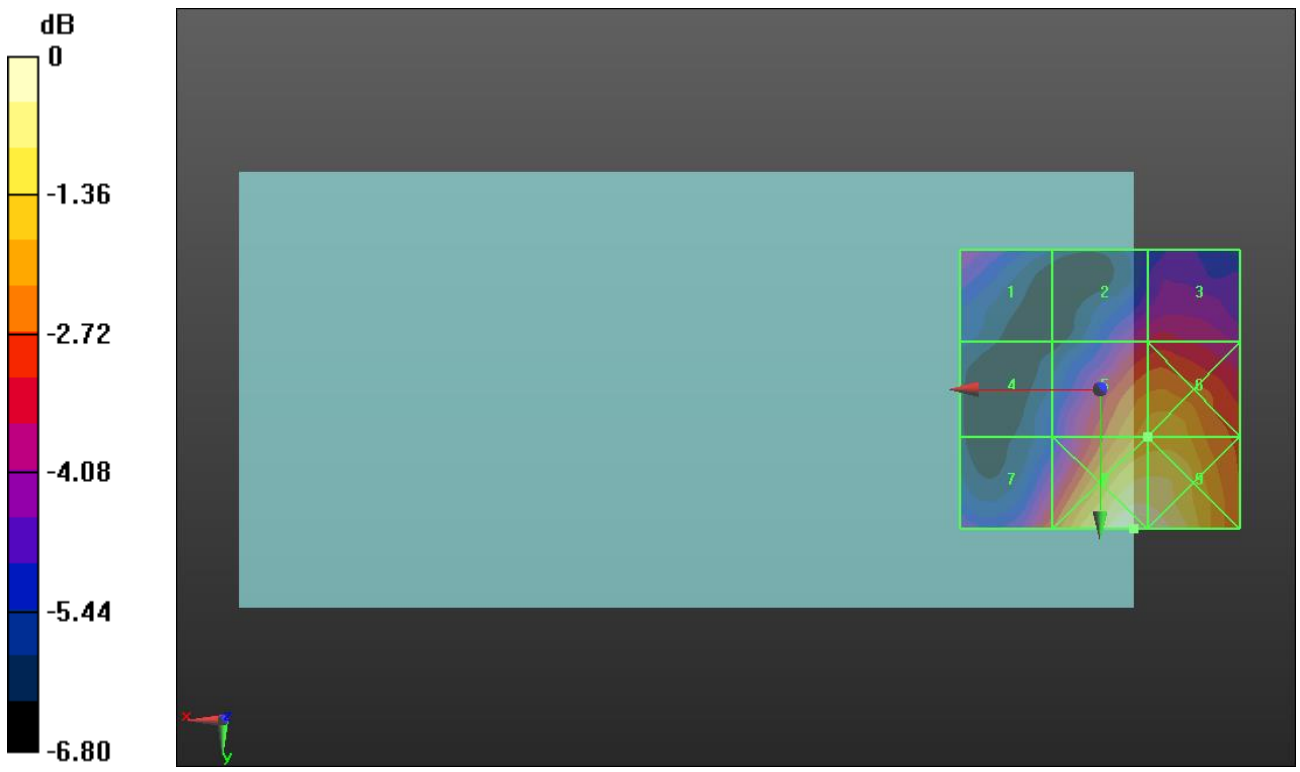

0 dB = 12.87 V/m = 22.19 dBV/m

LTE Band 41 ANT 1

Communication System: UID 10173 - CAG, LTE-TDD (SC-FDMA, 1 RB, 20 MHz, 16-QAM); Frequency: 2593 MHz; Duty Cycle: 1:8.87156
Phantom section: RF Section
DASY5 Configuration:
- Probe: EF3DV3 - SN4041; ConvF(1, 1, 1) @ 2593 MHz; Calibrated: 3/18/2020
- Sensor-Surface: (Fix Surface)
- Electronics: DAE4 Sn1357; Calibrated: 2/20/2020
- Phantom: HAC Test Arch with AMCC; Type: SD HAC P01 BB
- Measurement SW: DASY52, Version 52.10 (4);SEMCAD X Version 14.6.14 (7483)

LTE Band 41 ANT 1 E-Field measurement/SC-FDMA 1RB 20 MHz 16QAM Ch. 40620/Hearing Aid Compatibility Test (101x101x1): Interpolated grid: dx=0.5000 mm, dy=0.5000 mm

Device Reference Point: 0, 0, -6.3 mm
Reference Value = 13.04 V/m; Power Drift = -0.00 dB
Applied MIF = -1.44 dB
RF audio interference level = 20.40 dBV/m
Emission category: M4

MIF scaled E-field

Grid 1 **M4** **17.86 dBV/m**	Grid 2 **M4** **18.91 dBV/m**	Grid 3 **M4** **19.23 dBV/m**
Grid 4 **M4** **17.76 dBV/m**	Grid 5 **M4** **20.4 dBV/m**	Grid 6 **M4** **20.65 dBV/m**
Grid 7 **M4** **19.93 dBV/m**	Grid 8 **M4** **21.73 dBV/m**	Grid 9 **M4** **21.75 dBV/m**

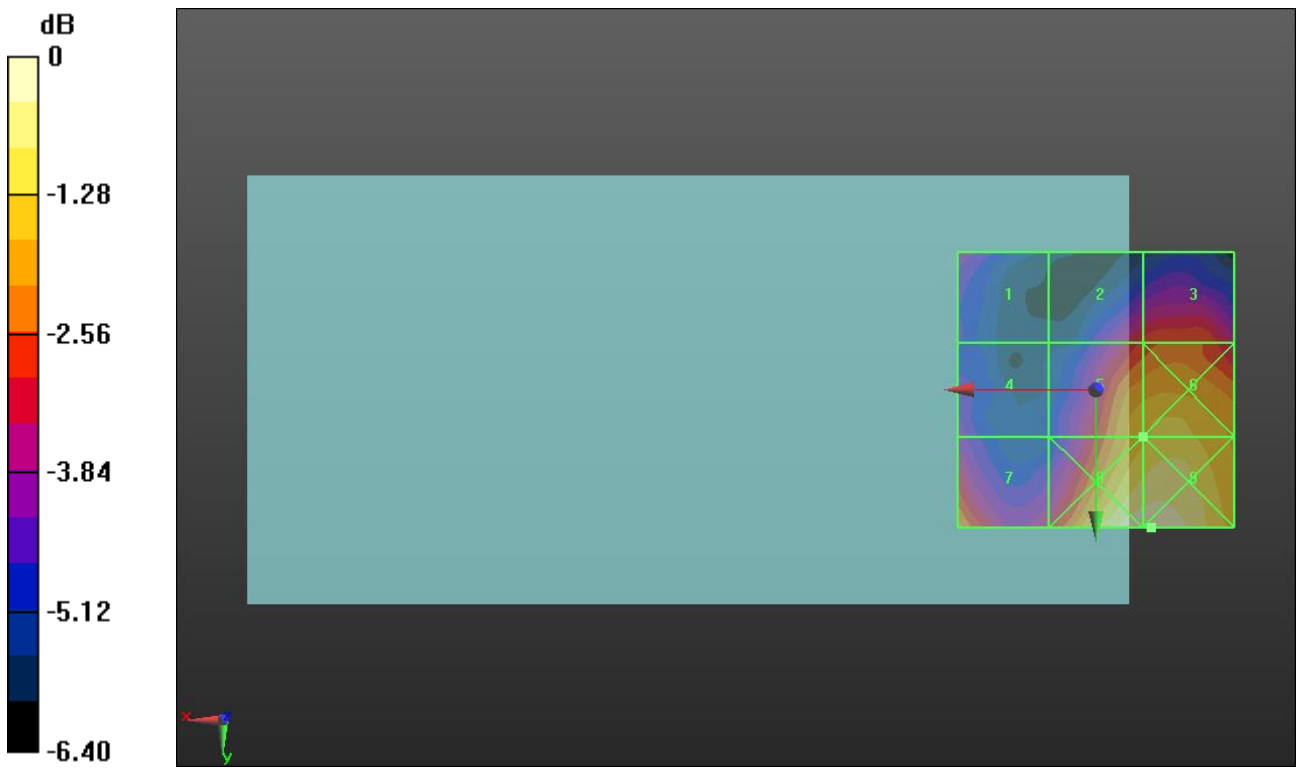

0 dB = 12.24 V/m = 21.76 dBV/m

LTE Band 41 ANT 1

Communication System: UID 10173 - CAG, LTE-TDD (SC-FDMA, 1 RB, 20 MHz, 16-QAM); Frequency: 2636.5 MHz; Duty Cycle: 1:8.87156
Phantom section: RF Section
DASY5 Configuration:
- Probe: EF3DV3 - SN4041; ConvF(1, 1, 1) @ 2636.5 MHz; Calibrated: 3/18/2020
- Sensor-Surface: (Fix Surface)
- Electronics: DAE4 Sn1357; Calibrated: 2/20/2020
- Phantom: HAC Test Arch with AMCC; Type: SD HAC P01 BB
- Measurement SW: DASY52, Version 52.10 (4);SEMCAD X Version 14.6.14 (7483)

LTE Band 41 ANT 1 E-Field measurement/SC-FDMA 1RB 20 MHz 16QAM Ch. 41055/Hearing Aid Compatibility Test (101x101x1): Interpolated grid: dx=0.5000 mm, dy=0.5000 mm

Device Reference Point: 0, 0, -6.3 mm
Reference Value = 13.04 V/m; Power Drift = -0.12 dB
Applied MIF = -1.44 dB
RF audio interference level = 20.03 dBV/m
Emission category: M4

MIF scaled E-field

Grid 1 **M4** **20.03 dBV/m**	Grid 2 **M4** **18.77 dBV/m**	Grid 3 **M4** **18.94 dBV/m**
Grid 4 **M4** **18.4 dBV/m**	Grid 5 **M4** **19.48 dBV/m**	Grid 6 **M4** **19.66 dBV/m**
Grid 7 **M4** **20.42 dBV/m**	Grid 8 **M4** **20.38 dBV/m**	Grid 9 **M4** **20.54 dBV/m**



0 dB = 10.64 V/m = 20.54 dBV/m

LTE Band 41 ANT 1

Communication System: UID 10173 - CAG, LTE-TDD (SC-FDMA, 1 RB, 20 MHz, 16-QAM); Frequency: 2680 MHz; Duty Cycle: 1:8.87156
Phantom section: RF Section
DASY5 Configuration:
- Probe: EF3DV3 - SN4041; ConvF(1, 1, 1) @ 2680 MHz; Calibrated: 3/18/2020
- Sensor-Surface: (Fix Surface)
- Electronics: DAE4 Sn1357; Calibrated: 2/20/2020
- Phantom: HAC Test Arch with AMCC; Type: SD HAC P01 BB
- Measurement SW: DASY52, Version 52.10 (4);SEMCAD X Version 14.6.14 (7483)

LTE Band 41 ANT 1 E-Field measurement/SC-FDMA 1RB 20 MHz 16QAM Ch. 41490/Hearing Aid Compatibility Test (101x101x1): Interpolated grid: dx=0.5000 mm, dy=0.5000 mm

Device Reference Point: 0, 0, -6.3 mm
Reference Value = 10.75 V/m; Power Drift = 0.02 dB
Applied MIF = -1.44 dB
RF audio interference level = 18.01 dBV/m
Emission category: M4

MIF scaled E-field

Grid 1 **M4** **17.41 dBV/m**	Grid 2 **M4** **17.09 dBV/m**	Grid 3 **M4** **17.17 dBV/m**
Grid 4 **M4** **18.01 dBV/m**	Grid 5 **M4** **17.34 dBV/m**	Grid 6 **M4** **17.47 dBV/m**
Grid 7 **M4** **19.98 dBV/m**	Grid 8 **M4** **19.24 dBV/m**	Grid 9 **M4** **19.4 dBV/m**



0 dB = 9.976 V/m = 19.98 dBV/m

LTE Band 41 PC2 ANT 1

Communication System: UID 10173 - CAG, LTE-TDD (SC-FDMA, 1 RB, 20 MHz, 16-QAM); Frequency: 2506 MHz; Duty Cycle: 1:8.87156
Phantom section: RF Section
DASY5 Configuration:
- Probe: EF3DV3 - SN4041; ConvF(1, 1, 1) @ 2506 MHz; Calibrated: 3/18/2020
- Sensor-Surface: (Fix Surface)
- Electronics: DAE4 Sn1357; Calibrated: 2/20/2020
- Phantom: HAC Test Arch with AMCC; Type: SD HAC P01 BB
- Measurement SW: DASY52, Version 52.10 (4);SEMCAD X Version 14.6.14 (7483)

LTE Band 41 E-Field measurement/SC-FDMA 1RB 20 MHz 16QAM Ch. 39750/Hearing Aid Compatibility Test (101x101x1): Interpolated grid: dx=0.5000 mm, dy=0.5000 mm

Device Reference Point: 0, 0, -6.3 mm
Reference Value = 19.78 V/m; Power Drift = -0.12 dB
Applied MIF = -1.44 dB
RF audio interference level = 22.49 dBV/m
Emission category: M4

MIF scaled E-field

Grid 1 **M4** **20.67 dBV/m**	Grid 2 **M4** **21.75 dBV/m**	Grid 3 **M4** **21.77 dBV/m**
Grid 4 **M4** **19.51 dBV/m**	Grid 5 **M4** **22.49 dBV/m**	Grid 6 **M4** **22.49 dBV/m**
Grid 7 **M4** **20.92 dBV/m**	Grid 8 **M4** **22.28 dBV/m**	Grid 9 **M4** **22.29 dBV/m**



0 dB = 13.32 V/m = 22.49 dBV/m

LTE Band 41 PC2 ANT 1

Communication System: UID 10173 - CAG, LTE-TDD (SC-FDMA, 1 RB, 20 MHz, 16-QAM); Frequency: 2549.5 MHz; Duty Cycle: 1:8.87156
Phantom section: RF Section
DASY5 Configuration:
- Probe: EF3DV3 - SN4041; ConvF(1, 1, 1) @ 2549.5 MHz; Calibrated: 3/18/2020
- Sensor-Surface: (Fix Surface)
- Electronics: DAE4 Sn1357; Calibrated: 2/20/2020
- Phantom: HAC Test Arch with AMCC; Type: SD HAC P01 BB
- Measurement SW: DASY52, Version 52.10 (4);SEMCAD X Version 14.6.14 (7483)

LTE Band 41 E-Field measurement/SC-FDMA 1RB 20 MHz 16QAM Ch. 40185/Hearing Aid Compatibility Test (101x101x1): Interpolated grid: dx=0.5000 mm, dy=0.5000 mm

Device Reference Point: 0, 0, -6.3 mm
Reference Value = 16.94 V/m; Power Drift = 0.00 dB
Applied MIF = -1.44 dB
RF audio interference level = 22.04 dBV/m
Emission category: M4

MIF scaled E-field

Grid 1 **M4** **21.85 dBV/m**	Grid 2 **M4** **20.82 dBV/m**	Grid 3 **M4** **20.95 dBV/m**
Grid 4 **M4** **18.88 dBV/m**	Grid 5 **M4** **22.04 dBV/m**	Grid 6 **M4** **22.18 dBV/m**
Grid 7 **M4** **19.8 dBV/m**	Grid 8 **M4** **22.04 dBV/m**	Grid 9 **M4** **22.19 dBV/m**



0 dB = 12.87 V/m = 22.19 dBV/m

LTE Band 41 PC2 ANT 1

Communication System: UID 10173 - CAG, LTE-TDD (SC-FDMA, 1 RB, 20 MHz, 16-QAM); Frequency: 2593 MHz; Duty Cycle: 1:8.87156
Phantom section: RF Section
DASY5 Configuration:
- Probe: EF3DV3 - SN4041; ConvF(1, 1, 1) @ 2593 MHz; Calibrated: 3/18/2020
- Sensor-Surface: (Fix Surface)
- Electronics: DAE4 Sn1357; Calibrated: 2/20/2020
- Phantom: HAC Test Arch with AMCC; Type: SD HAC P01 BB
- Measurement SW: DASY52, Version 52.10 (4);SEMCAD X Version 14.6.14 (7483)

LTE Band 41 E-Field measurement/SC-FDMA 1RB 20 MHz 16QAM Ch. 40620/Hearing Aid Compatibility Test (101x101x1): Interpolated grid: dx=0.5000 mm, dy=0.5000 mm

Device Reference Point: 0, 0, -6.3 mm
Reference Value = 17.20 V/m; Power Drift = 0.07 dB
Applied MIF = -1.44 dB
RF audio interference level = 21.86 dBV/m
Emission category: M4

MIF scaled E-field

Grid 1 **M4** **20.99 dBV/m**	Grid 2 **M4** **20.98 dBV/m**	Grid 3 **M4** **21.01 dBV/m**
Grid 4 **M4** **18.07 dBV/m**	Grid 5 **M4** **21.86 dBV/m**	Grid 6 **M4** **21.97 dBV/m**
Grid 7 **M4** **21.43 dBV/m**	Grid 8 **M4** **21.83 dBV/m**	Grid 9 **M4** **21.96 dBV/m**



0 dB = 12.55 V/m = 21.97 dBV/m

LTE Band 41 PC2 ANT 1

Communication System: UID 10173 - CAG, LTE-TDD (SC-FDMA, 1 RB, 20 MHz, 16-QAM); Frequency: 2636.5 MHz; Duty Cycle: 1:8.87156
Phantom section: RF Section
DASY5 Configuration:
- Probe: EF3DV3 - SN4041; ConvF(1, 1, 1) @ 2636.5 MHz; Calibrated: 3/18/2020
- Sensor-Surface: (Fix Surface)
- Electronics: DAE4 Sn1357; Calibrated: 2/20/2020
- Phantom: HAC Test Arch with AMCC; Type: SD HAC P01 BB
- Measurement SW: DASY52, Version 52.10 (4);SEMCAD X Version 14.6.14 (7483)

LTE Band 41 E-Field measurement/SC-FDMA 1RB 20 MHz 16QAM Ch. 41055/Hearing Aid Compatibility Test (101x101x1): Interpolated grid: dx=0.5000 mm, dy=0.5000 mm

Device Reference Point: 0, 0, -6.3 mm
Reference Value = 12.82 V/m; Power Drift = 0.18 dB
Applied MIF = -1.44 dB
RF audio interference level = 19.61 dBV/m
Emission category: M4

MIF scaled E-field

Grid 1 **M4** **20.48 dBV/m**	Grid 2 **M4** **19.1 dBV/m**	Grid 3 **M4** **19.32 dBV/m**
Grid 4 **M4** **18.06 dBV/m**	Grid 5 **M4** **19.48 dBV/m**	Grid 6 **M4** **19.6 dBV/m**
Grid 7 **M4** **19.61 dBV/m**	Grid 8 **M4** **19.2 dBV/m**	Grid 9 **M4** **19.48 dBV/m**

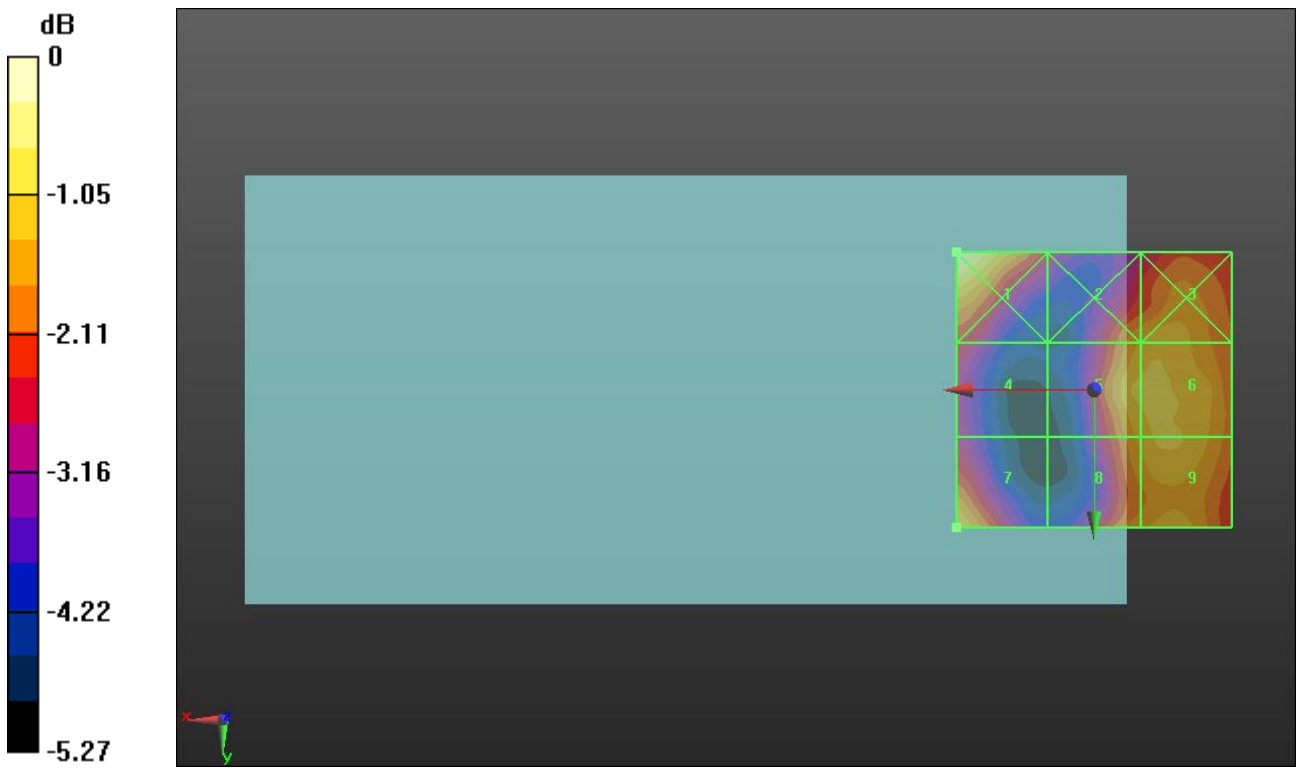

0 dB = 10.56 V/m = 20.47 dBV/m

LTE Band 41 PC2 ANT 1

Communication System: UID 10173 - CAG, LTE-TDD (SC-FDMA, 1 RB, 20 MHz, 16-QAM); Frequency: 2680 MHz; Duty Cycle: 1:8.87156
Phantom section: RF Section
DASY5 Configuration:
- Probe: EF3DV3 - SN4041; ConvF(1, 1, 1) @ 2680 MHz; Calibrated: 3/18/2020
- Sensor-Surface: (Fix Surface)
- Electronics: DAE4 Sn1357; Calibrated: 2/20/2020
- Phantom: HAC Test Arch with AMCC; Type: SD HAC P01 BB
- Measurement SW: DASY52, Version 52.10 (4);SEMCAD X Version 14.6.14 (7483)

LTE Band 41 E-Field measurement/SC-FDMA 1RB 20 MHz 16QAM Ch. 41490/Hearing Aid Compatibility Test (101x101x1): Interpolated grid: dx=0.5000 mm, dy=0.5000 mm

Device Reference Point: 0, 0, -6.3 mm
Reference Value = 11.38 V/m; Power Drift = -0.13 dB
Applied MIF = -1.44 dB
RF audio interference level = 18.99 dBV/m
Emission category: M4

MIF scaled E-field

Grid 1 **M4** **18.98 dBV/m**	Grid 2 **M4** **18.79 dBV/m**	Grid 3 **M4** **18.99 dBV/m**
Grid 4 **M4** **18.42 dBV/m**	Grid 5 **M4** **18.82 dBV/m**	Grid 6 **M4** **18.99 dBV/m**
Grid 7 **M4** **21.19 dBV/m**	Grid 8 **M4** **18.94 dBV/m**	Grid 9 **M4** **19.06 dBV/m**



0 dB = 11.47 V/m = 21.19 dBV/m

GSM 850 ANT 2

Communication System: UID 10021 - DAC, GSM-FDD (TDMA, GMSK); Frequency: 824.2 MHz; Duty Cycle: 1:8.69961
Phantom section: RF Section
DASY5 Configuration:
- Probe: EF3DV3 - SN4041; ConvF(1, 1, 1) @ 824.2 MHz; Calibrated: 3/18/2020
- Sensor-Surface: (Fix Surface)
- Electronics: DAE4 Sn1357; Calibrated: 2/20/2020
- Phantom: HAC Test Arch with AMCC; Type: SD HAC P01 BB
- Measurement SW: DASY52, Version 52.10 (4);SEMCAD X Version 14.6.14 (7483)

GSM850 E-Field measurement/Voice_ch 128/Hearing Aid Compatibility Test (101x101x1): Interpolated grid: dx=0.5000 mm, dy=0.5000 mm

Device Reference Point: 0, 0, -6.3 mm
Reference Value = 29.38 V/m; Power Drift = -0.00 dB
Applied MIF = 3.63 dB
RF audio interference level = 31.09 dBV/m
Emission category: M4

MIF scaled E-field

Grid 1 **M4** **28.85 dBV/m**	Grid 2 **M4** **31.08 dBV/m**	Grid 3 **M4** **31.08 dBV/m**
Grid 4 **M4** **29.12 dBV/m**	Grid 5 **M4** **31.09 dBV/m**	Grid 6 **M4** **31.12 dBV/m**
Grid 7 **M4** **28.74 dBV/m**	Grid 8 **M4** **30.81 dBV/m**	Grid 9 **M4** **30.83 dBV/m**



0 dB = 35.96 V/m = 31.12 dBV/m

GSM 850 ANT 2

Communication System: UID 10021 - DAC, GSM-FDD (TDMA, GMSK); Frequency: 836.6 MHz; Duty Cycle: 1:8.69961
Phantom section: RF Section
DASY5 Configuration:
- Probe: EF3DV3 - SN4041; ConvF(1, 1, 1) @ 836.6 MHz; Calibrated: 3/18/2020
- Sensor-Surface: (Fix Surface)
- Electronics: DAE4 Sn1357; Calibrated: 2/20/2020
- Phantom: HAC Test Arch with AMCC; Type: SD HAC P01 BB
- Measurement SW: DASY52, Version 52.10 (4);SEMCAD X Version 14.6.14 (7483)

GSM850 E-Field measurement/Voice_ch 190/Hearing Aid Compatibility Test (101x101x1): Interpolated grid: dx=0.5000 mm, dy=0.5000 mm

Device Reference Point: 0, 0, -6.3 mm
Reference Value = 22.39 V/m; Power Drift = 0.05 dB
Applied MIF = 3.63 dB
RF audio interference level = 28.92 dBV/m
Emission category: M4

MIF scaled E-field

Grid 1 **M4** **27.13 dBV/m**	Grid 2 **M4** **28.93 dBV/m**	Grid 3 **M4** **28.94 dBV/m**
Grid 4 **M4** **26.91 dBV/m**	Grid 5 **M4** **28.92 dBV/m**	Grid 6 **M4** **28.97 dBV/m**
Grid 7 **M4** **26.86 dBV/m**	Grid 8 **M4** **28.54 dBV/m**	Grid 9 **M4** **28.58 dBV/m**



0 dB = 28.07 V/m = 28.96 dBV/m

GSM 850 ANT 2

Communication System: UID 10021 - DAC, GSM-FDD (TDMA, GMSK); Frequency: 848.6 MHz; Duty Cycle: 1:8.69961
Phantom section: RF Section
DASY5 Configuration:
- Probe: EF3DV3 - SN4041; ConvF(1, 1, 1) @ 848.6 MHz; Calibrated: 3/18/2020
- Sensor-Surface: (Fix Surface)
- Electronics: DAE4 Sn1357; Calibrated: 2/20/2020
- Phantom: HAC Test Arch with AMCC; Type: SD HAC P01 BB
- Measurement SW: DASY52, Version 52.10 (4);SEMCAD X Version 14.6.14 (7483)

GSM850 E-Field measurement/Voice_ch 251/Hearing Aid Compatibility Test (101x101x1): Interpolated grid: dx=0.5000 mm, dy=0.5000 mm

Device Reference Point: 0, 0, -6.3 mm
Reference Value = 21.33 V/m; Power Drift = -0.11 dB
Applied MIF = 3.63 dB
RF audio interference level = 27.76 dBV/m
Emission category: M4

MIF scaled E-field

Grid 1 **M4** **26.77 dBV/m**	Grid 2 **M4** **27.99 dBV/m**	Grid 3 **M4** **27.99 dBV/m**
Grid 4 **M4** **26.84 dBV/m**	Grid 5 **M4** **27.76 dBV/m**	Grid 6 **M4** **27.79 dBV/m**
Grid 7 **M4** **26.01 dBV/m**	Grid 8 **M4** **27.25 dBV/m**	Grid 9 **M4** **27.28 dBV/m**



0 dB = 25.10 V/m = 27.99 dBV/m

GSM 1900 ANT 2

Communication System: UID 10021 - DAC, GSM-FDD (TDMA, GMSK); Frequency: 1850.2 MHz; Duty Cycle: 1:8.69961
Phantom section: RF Section
DASY5 Configuration:
- Probe: EF3DV3 - SN4041; ConvF(1, 1, 1) @ 1850.2 MHz; Calibrated: 3/18/2020
- Sensor-Surface: (Fix Surface)
- Electronics: DAE4 Sn1357; Calibrated: 2/20/2020
- Phantom: HAC Test Arch with AMCC; Type: SD HAC P01 BB
- Measurement SW: DASY52, Version 52.10 (4);SEMCAD X Version 14.6.14 (7483)

GSM1900 E-Field measurement/Voice_ch 512/Hearing Aid Compatibility Test (101x101x1): Interpolated grid: dx=0.5000 mm, dy=0.5000 mm

Device Reference Point: 0, 0, -6.3 mm
Reference Value = 17.69 V/m; Power Drift = -0.10 dB
Applied MIF = 3.63 dB
RF audio interference level = 27.22 dBV/m
Emission category: M4

MIF scaled E-field

Grid 1 **M4** **26.33 dBV/m**	Grid 2 **M4** **26.04 dBV/m**	Grid 3 **M4** **26.09 dBV/m**
Grid 4 **M4** **26.19 dBV/m**	Grid 5 **M4** **27.22 dBV/m**	Grid 6 **M4** **27.23 dBV/m**
Grid 7 **M4** **26.96 dBV/m**	Grid 8 **M4** **28.19 dBV/m**	Grid 9 **M4** **28.17 dBV/m**



0 dB = 25.69 V/m = 28.20 dBV/m

GSM 1900 ANT 2

Communication System: UID 10021 - DAC, GSM-FDD (TDMA, GMSK); Frequency: 1880 MHz; Duty Cycle: 1:8.69961
Phantom section: RF Section
DASY5 Configuration:
- Probe: EF3DV3 - SN4041; ConvF(1, 1, 1) @ 1880 MHz; Calibrated: 3/18/2020
- Sensor-Surface: (Fix Surface)
- Electronics: DAE4 Sn1357; Calibrated: 2/20/2020
- Phantom: HAC Test Arch with AMCC; Type: SD HAC P01 BB
- Measurement SW: DASY52, Version 52.10 (4);SEMCAD X Version 14.6.14 (7483)

GSM1900 E-Field measurement/Voice_ch 661/Hearing Aid Compatibility Test (101x101x1): Interpolated grid: dx=0.5000 mm, dy=0.5000 mm

Device Reference Point: 0, 0, -6.3 mm
Reference Value = 15.82 V/m; Power Drift = -0.13 dB
Applied MIF = 3.63 dB
RF audio interference level = 27.08 dBV/m
Emission category: M4

MIF scaled E-field

Grid 1 **M4** **26.89 dBV/m**	Grid 2 **M4** **25.33 dBV/m**	Grid 3 **M4** **25.33 dBV/m**
Grid 4 **M4** **27.08 dBV/m**	Grid 5 **M4** **26.8 dBV/m**	Grid 6 **M4** **26.8 dBV/m**
Grid 7 **M4** **28.1 dBV/m**	Grid 8 **M4** **28.21 dBV/m**	Grid 9 **M4** **28.21 dBV/m**



0 dB = 25.74 V/m = 28.21 dBV/m

GSM 1900 ANT 2

Communication System: UID 10021 - DAC, GSM-FDD (TDMA, GMSK); Frequency: 1909.8 MHz; Duty Cycle: 1:8.69961
Phantom section: RF Section
DASY5 Configuration:
- Probe: EF3DV3 - SN4041; ConvF(1, 1, 1) @ 1909.8 MHz; Calibrated: 3/18/2020
- Sensor-Surface: (Fix Surface)
- Electronics: DAE4 Sn1357; Calibrated: 2/20/2020
- Phantom: HAC Test Arch with AMCC; Type: SD HAC P01 BB
- Measurement SW: DASY52, Version 52.10 (4);SEMCAD X Version 14.6.14 (7483)

GSM1900 E-Field measurement/Voice_ch 810/Hearing Aid Compatibility Test (101x101x1): Interpolated grid: dx=0.5000 mm, dy=0.5000 mm

Device Reference Point: 0, 0, -6.3 mm
Reference Value = 16.27 V/m; Power Drift = 0.01 dB
Applied MIF = 3.63 dB
RF audio interference level = 26.56 dBV/m
Emission category: M4

MIF scaled E-field

Grid 1 **M4** **26.13 dBV/m**	Grid 2 **M4** **25.08 dBV/m**	Grid 3 **M4** **25.1 dBV/m**
Grid 4 **M4** **26.56 dBV/m**	Grid 5 **M4** **26.23 dBV/m**	Grid 6 **M4** **26.23 dBV/m**
Grid 7 **M4** **26.6 dBV/m**	Grid 8 **M4** **26.89 dBV/m**	Grid 9 **M4** **26.88 dBV/m**



0 dB = 22.12 V/m = 26.90 dBV/m

CDMA2000 BC0 ANT 2

Communication System: UID 10295 - AAB, CDMA2000, RC1, SO3, 1/8th Rate 25 fr.; Frequency: 824.7 MHz; Duty Cycle: 1:17.746
Phantom section: RF Section
DASY5 Configuration:
- Probe: EF3DV3 - SN4041; ConvF(1, 1, 1) @ 824.7 MHz; Calibrated: 3/18/2020
- Sensor-Surface: (Fix Surface)
- Electronics: DAE4 Sn1357; Calibrated: 2/20/2020
- Phantom: HAC Test Arch with AMCC; Type: SD HAC P01 BB
- Measurement SW: DASY52, Version 52.10 (4);SEMCAD X Version 14.6.14 (7483)

CDMA2000 BC0 E-Field measurement/1xRTT, RC1, SO3, 1/8th Rate 25 fr. Ch. 1013/Hearing Aid Compatibility Test (101x101x1): Interpolated grid: dx=0.5000 mm, dy=0.5000 mm

Device Reference Point: 0, 0, -6.3 mm
Reference Value = 40.72 V/m; Power Drift = -0.06 dB
Applied MIF = 3.26 dB
RF audio interference level = 31.45 dBV/m
Emission category: M4

MIF scaled E-field

Grid 1 **M4** **30.42 dBV/m**	Grid 2 **M4** **31.79 dBV/m**	Grid 3 **M4** **31.37 dBV/m**
Grid 4 **M4** **29.74 dBV/m**	Grid 5 **M4** **31.45 dBV/m**	Grid 6 **M4** **31.01 dBV/m**
Grid 7 **M4** **28.59 dBV/m**	Grid 8 **M4** **30.45 dBV/m**	Grid 9 **M4** **30.09 dBV/m**



0 dB = 38.87 V/m = 31.79 dBV/m

CDMA2000 BC0 ANT 2

Communication System: UID 10295 - AAB, CDMA2000, RC1, SO3, 1/8th Rate 25 fr.; Frequency: 836.52 MHz; Duty Cycle: 1:17.746
Phantom section: RF Section
DASY5 Configuration:
- Probe: EF3DV3 - SN4041; ConvF(1, 1, 1) @ 836.52 MHz; Calibrated: 3/18/2020
- Sensor-Surface: (Fix Surface)
- Electronics: DAE4 Sn1357; Calibrated: 2/20/2020
- Phantom: HAC Test Arch with AMCC; Type: SD HAC P01 BB
- Measurement SW: DASY52, Version 52.10 (4);SEMCAD X Version 14.6.14 (7483)

CDMA2000 BC0 E-Field measurement/1xRTT, RC1, SO3, 1/8th Rate 25 fr. Ch. 384/Hearing Aid Compatibility Test (101x101x1): Interpolated grid: dx=0.5000 mm, dy=0.5000 mm

Device Reference Point: 0, 0, -6.3 mm
Reference Value = 42.21 V/m; Power Drift = -0.01 dB
Applied MIF = 3.26 dB
RF audio interference level = 31.74 dBV/m
Emission category: M4

MIF scaled E-field

Grid 1 **M4** **30.54 dBV/m**	Grid 2 **M4** **32.02 dBV/m**	Grid 3 **M4** **31.51 dBV/m**
Grid 4 **M4** **29.93 dBV/m**	Grid 5 **M4** **31.74 dBV/m**	Grid 6 **M4** **31.18 dBV/m**
Grid 7 **M4** **29 dBV/m**	Grid 8 **M4** **30.67 dBV/m**	Grid 9 **M4** **30.13 dBV/m**



0 dB = 39.89 V/m = 32.02 dBV/m

CDMA2000 BC0 ANT 2

Communication System: UID 10295 - AAB, CDMA2000, RC1, SO3, 1/8th Rate 25 fr.; Frequency: 848.31 MHz; Duty Cycle: 1:17.746
Phantom section: RF Section
DASY5 Configuration:
- Probe: EF3DV3 - SN4041; ConvF(1, 1, 1) @ 848.31 MHz; Calibrated: 3/18/2020
- Sensor-Surface: (Fix Surface)
- Electronics: DAE4 Sn1357; Calibrated: 2/20/2020
- Phantom: HAC Test Arch with AMCC; Type: SD HAC P01 BB
- Measurement SW: DASY52, Version 52.10 (4);SEMCAD X Version 14.6.14 (7483)

CDMA2000 BC0 E-Field measurement/1xRTT, RC1, SO3, 1/8th Rate 25 fr. Ch. 777/Hearing Aid Compatibility Test (101x101x1): Interpolated grid: dx=0.5000 mm, dy=0.5000 mm

Device Reference Point: 0, 0, -6.3 mm
Reference Value = 43.37 V/m; Power Drift = -0.03 dB
Applied MIF = 3.26 dB
RF audio interference level = 31.72 dBV/m
Emission category: M4

MIF scaled E-field

Grid 1 **M4** **30.84 dBV/m**	Grid 2 **M4** **31.99 dBV/m**	Grid 3 **M4** **31.55 dBV/m**
Grid 4 **M4** **29.79 dBV/m**	Grid 5 **M4** **31.72 dBV/m**	Grid 6 **M4** **31.24 dBV/m**
Grid 7 **M4** **28.81 dBV/m**	Grid 8 **M4** **30.73 dBV/m**	Grid 9 **M4** **30.28 dBV/m**



0 dB = 39.76 V/m = 31.99 dBV/m

CDMA2000 BC1 ANT 2

Communication System: UID 10295 - AAB, CDMA2000, RC1, SO3, 1/8th Rate 25 fr.; Frequency: 1851.25 MHz; Duty Cycle: 1:17.746
Phantom section: RF Section
DASY5 Configuration:
- Probe: EF3DV3 - SN4041; ConvF(1, 1, 1) @ 1851.25 MHz; Calibrated: 3/18/2020
- Sensor-Surface: (Fix Surface)
- Electronics: DAE4 Sn1357; Calibrated: 2/20/2020
- Phantom: HAC Test Arch with AMCC; Type: SD HAC P01 BB
- Measurement SW: DASY52, Version 52.10 (4);SEMCAD X Version 14.6.14 (7483)

CDMA2000 BC1 E-Field measurement/1xRTT, RC1, SO3, 1/8th Rate 25 fr. Ch. 25/Hearing Aid Compatibility Test (101x101x1): Interpolated grid: dx=0.5000 mm, dy=0.5000 mm

Device Reference Point: 0, 0, -6.3 mm
Reference Value = 14.24 V/m; Power Drift = -0.04 dB
Applied MIF = 3.26 dB
RF audio interference level = 25.81 dBV/m
Emission category: M4

MIF scaled E-field

Grid 1 **M4** **26.8 dBV/m**	Grid 2 **M4** **26.1 dBV/m**	Grid 3 **M4** **25.88 dBV/m**
Grid 4 **M4** **25.81 dBV/m**	Grid 5 **M4** **24.97 dBV/m**	Grid 6 **M4** **24.1 dBV/m**
Grid 7 **M4** **25.31 dBV/m**	Grid 8 **M4** **24.07 dBV/m**	Grid 9 **M4** **22.99 dBV/m**



0 dB = 21.87 V/m = 26.80 dBV/m

CDMA2000 BC1 ANT 2

Communication System: UID 10295 - AAB, CDMA2000, RC1, SO3, 1/8th Rate 25 fr.; Frequency: 1880 MHz; Duty Cycle: 1:17.746
Phantom section: RF Section
DASY5 Configuration:
- Probe: EF3DV3 - SN4041; ConvF(1, 1, 1) @ 1880 MHz; Calibrated: 3/18/2020
- Sensor-Surface: (Fix Surface)
- Electronics: DAE4 Sn1357; Calibrated: 2/20/2020
- Phantom: HAC Test Arch with AMCC; Type: SD HAC P01 BB
- Measurement SW: DASY52, Version 52.10 (4);SEMCAD X Version 14.6.14 (7483)

CDMA2000 BC1 E-Field measurement/1xRTT, RC1, SO3, 1/8th Rate 25 fr. Ch. 600/Hearing Aid Compatibility Test (101x101x1): Interpolated grid: dx=0.5000 mm, dy=0.5000 mm

Device Reference Point: 0, 0, -6.3 mm
Reference Value = 14.15 V/m; Power Drift = -0.04 dB
Applied MIF = 3.26 dB
RF audio interference level = 25.26 dBV/m
Emission category: M4

MIF scaled E-field

Grid 1 **M4** **26.17 dBV/m**	Grid 2 **M4** **25.75 dBV/m**	Grid 3 **M4** **25.47 dBV/m**
Grid 4 **M4** **25.26 dBV/m**	Grid 5 **M4** **24.33 dBV/m**	Grid 6 **M4** **23.82 dBV/m**
Grid 7 **M4** **25.06 dBV/m**	Grid 8 **M4** **23.49 dBV/m**	Grid 9 **M4** **22.21 dBV/m**



0 dB = 20.35 V/m = 26.17 dBV/m

CDMA2000 BC1 ANT 2

Communication System: UID 10295 - AAB, CDMA2000, RC1, SO3, 1/8th Rate 25 fr.; Frequency: 1908.75 MHz; Duty Cycle: 1:17.746
Phantom section: RF Section
DASY5 Configuration:
- Probe: EF3DV3 - SN4041; ConvF(1, 1, 1) @ 1908.75 MHz; Calibrated: 3/18/2020
- Sensor-Surface: (Fix Surface)
- Electronics: DAE4 Sn1357; Calibrated: 2/20/2020
- Phantom: HAC Test Arch with AMCC; Type: SD HAC P01 BB
- Measurement SW: DASY52, Version 52.10 (4);SEMCAD X Version 14.6.14 (7483)

CDMA2000 BC1 E-Field measurement/1xRTT, RC1, SO3, 1/8th Rate 25 fr. Ch. 1175/Hearing Aid Compatibility Test (101x101x1): Interpolated grid: dx=0.5000 mm, dy=0.5000 mm

Device Reference Point: 0, 0, -6.3 mm
Reference Value = 14.69 V/m; Power Drift = -0.02 dB
Applied MIF = 3.26 dB
RF audio interference level = 25.64 dBV/m
Emission category: M4

MIF scaled E-field

Grid 1 **M4** **26.89 dBV/m**	Grid 2 **M4** **26.69 dBV/m**	Grid 3 **M4** **26.37 dBV/m**
Grid 4 **M4** **25.64 dBV/m**	Grid 5 **M4** **25.18 dBV/m**	Grid 6 **M4** **24.85 dBV/m**
Grid 7 **M4** **24.63 dBV/m**	Grid 8 **M4** **23.59 dBV/m**	Grid 9 **M4** **22.14 dBV/m**



0 dB = 22.10 V/m = 26.89 dBV/m

CDMA2000 BC10 ANT 2

Communication System: UID 10295 - AAB, CDMA2000, RC1, SO3, 1/8th Rate 25 fr.; Frequency: 817.9 MHz; Duty Cycle: 1:17.746
Phantom section: RF Section
DASY5 Configuration:
- Probe: EF3DV3 - SN4041; ConvF(1, 1, 1) @ 817.9 MHz; Calibrated: 3/18/2020
- Sensor-Surface: (Fix Surface)
- Electronics: DAE4 Sn1357; Calibrated: 2/20/2020
- Phantom: HAC Test Arch with AMCC; Type: SD HAC P01 BB
- Measurement SW: DASY52, Version 52.10 (4);SEMCAD X Version 14.6.14 (7483)

CDMA2000 BC10 E-Field measurement/1xRTT, RC1, SO3, 1/8th Rate 25 fr. Ch. 476/Hearing Aid Compatibility Test (101x101x1): Interpolated grid: dx=0.5000 mm, dy=0.5000 mm

Device Reference Point: 0, 0, -6.3 mm
Reference Value = 38.14 V/m; Power Drift = 0.05 dB
Applied MIF = 3.26 dB
RF audio interference level = 31.22 dBV/m
Emission category: M4

MIF scaled E-field

Grid 1 **M4** **29.89 dBV/m**	Grid 2 **M4** **31.37 dBV/m**	Grid 3 **M4** **30.88 dBV/m**
Grid 4 **M4** **29.02 dBV/m**	Grid 5 **M4** **31.22 dBV/m**	Grid 6 **M4** **30.63 dBV/m**
Grid 7 **M4** **28.3 dBV/m**	Grid 8 **M4** **29.9 dBV/m**	Grid 9 **M4** **29.63 dBV/m**



0 dB = 37.01 V/m = 31.37 dBV/m

CDMA2000 BC10 ANT 2

Communication System: UID 10295 - AAB, CDMA2000, RC1, SO3, 1/8th Rate 25 fr.; Frequency: 820.5 MHz; Duty Cycle: 1:17.746
Phantom section: RF Section
DASY5 Configuration:
- Probe: EF3DV3 - SN4041; ConvF(1, 1, 1) @ 820.5 MHz; Calibrated: 3/18/2020
- Sensor-Surface: (Fix Surface)
- Electronics: DAE4 Sn1357; Calibrated: 2/20/2020
- Phantom: HAC Test Arch with AMCC; Type: SD HAC P01 BB
- Measurement SW: DASY52, Version 52.10 (4);SEMCAD X Version 14.6.14 (7483)

CDMA2000 BC10 E-Field measurement/1xRTT, RC1, SO3, 1/8th Rate 25 fr. Ch. 580/Hearing Aid Compatibility Test (101x101x1): Interpolated grid: dx=0.5000 mm, dy=0.5000 mm

Device Reference Point: 0, 0, -6.3 mm
Reference Value = 40.20 V/m; Power Drift = -0.08 dB
Applied MIF = 3.26 dB
RF audio interference level = 31.43 dBV/m
Emission category: M4

MIF scaled E-field

Grid 1 **M4** **30.13 dBV/m**	Grid 2 **M4** **31.72 dBV/m**	Grid 3 **M4** **31.27 dBV/m**
Grid 4 **M4** **29.38 dBV/m**	Grid 5 **M4** **31.43 dBV/m**	Grid 6 **M4** **31 dBV/m**
Grid 7 **M4** **28.76 dBV/m**	Grid 8 **M4** **30.39 dBV/m**	Grid 9 **M4** **30.03 dBV/m**



0 dB = 38.56 V/m = 31.72 dBV/m

CDMA2000 BC10 ANT 2

Communication System: UID 10295 - AAB, CDMA2000, RC1, SO3, 1/8th Rate 25 fr.; Frequency: 823.1 MHz; Duty Cycle: 1:17.746
Phantom section: RF Section
DASY5 Configuration:
- Probe: EF3DV3 - SN4041; ConvF(1, 1, 1) @ 823.1 MHz; Calibrated: 3/18/2020
- Sensor-Surface: (Fix Surface)
- Electronics: DAE4 Sn1357; Calibrated: 2/20/2020
- Phantom: HAC Test Arch with AMCC; Type: SD HAC P01 BB
- Measurement SW: DASY52, Version 52.10 (4);SEMCAD X Version 14.6.14 (7483)

CDMA2000 BC10 E-Field measurement/1xRTT, RC1, SO3, 1/8th Rate 25 fr. Ch. 684/Hearing Aid Compatibility Test (101x101x1): Interpolated grid: dx=0.5000 mm, dy=0.5000 mm

Device Reference Point: 0, 0, -6.3 mm
Reference Value = 39.53 V/m; Power Drift = 0.02 dB
Applied MIF = 3.26 dB
RF audio interference level = 31.30 dBV/m
Emission category: M4

MIF scaled E-field

Grid 1 **M4** **30.24 dBV/m**	Grid 2 **M4** **31.54 dBV/m**	Grid 3 **M4** **31.09 dBV/m**
Grid 4 **M4** **29.38 dBV/m**	Grid 5 **M4** **31.3 dBV/m**	Grid 6 **M4** **30.8 dBV/m**
Grid 7 **M4** **28.44 dBV/m**	Grid 8 **M4** **30.16 dBV/m**	Grid 9 **M4** **29.74 dBV/m**



0 dB = 37.75 V/m = 31.54 dBV/m

LTE Band 41 ANT 2

Communication System: UID 10173 - CAG, LTE-TDD (SC-FDMA, 1 RB, 20 MHz, 16-QAM); Frequency: 2506 MHz; Duty Cycle: 1:8.87156
Phantom section: RF Section
DASY5 Configuration:
- Probe: EF3DV3 - SN4041; ConvF(1, 1, 1) @ 2506 MHz; Calibrated: 3/18/2020
- Sensor-Surface: (Fix Surface)
- Electronics: DAE4 Sn1357; Calibrated: 2/20/2020
- Phantom: HAC Test Arch with AMCC; Type: SD HAC P01 BB
- Measurement SW: DASY52, Version 52.10 (4);SEMCAD X Version 14.6.14 (7483)

LTE Band 41 ANT 2 E-Field measurement/SC-FDMA 1RB 20 MHz 16QAM Ch. 39750/Hearing Aid Compatibility Test (101x101x1): Interpolated grid: dx=0.5000 mm, dy=0.5000 mm

Device Reference Point: 0, 0, -6.3 mm
Reference Value = 51.72 V/m; Power Drift = -0.05 dB
Applied MIF = -1.44 dB
RF audio interference level = 30.10 dBV/m
Emission category: M3

MIF scaled E-field

Grid 1 **M4** **27.76 dBV/m**	Grid 2 **M3** **30.14 dBV/m**	Grid 3 **M4** **29.73 dBV/m**
Grid 4 **M4** **27.76 dBV/m**	Grid 5 **M3** **30.1 dBV/m**	Grid 6 **M4** **29.67 dBV/m**
Grid 7 **M4** **24.39 dBV/m**	Grid 8 **M4** **26.42 dBV/m**	Grid 9 **M4** **26.29 dBV/m**



0 dB = 32.13 V/m = 30.14 dBV/m

LTE Band 41 ANT 2

Communication System: UID 10173 - CAG, LTE-TDD (SC-FDMA, 1 RB, 20 MHz, 16-QAM); Frequency: 2549.5 MHz; Duty Cycle: 1:8.87156
Phantom section: RF Section
DASY5 Configuration:
- Probe: EF3DV3 - SN4041; ConvF(1, 1, 1) @ 2549.5 MHz; Calibrated: 3/18/2020
- Sensor-Surface: (Fix Surface)
- Electronics: DAE4 Sn1357; Calibrated: 2/20/2020
- Phantom: HAC Test Arch with AMCC; Type: SD HAC P01 BB
- Measurement SW: DASY52, Version 52.10 (4);SEMCAD X Version 14.6.14 (7483)

LTE Band 41 ANT 2 E-Field measurement/SC-FDMA 1RB 20 MHz 16QAM Ch. 40185/Hearing Aid Compatibility Test (101x101x1): Interpolated grid: dx=0.5000 mm, dy=0.5000 mm

Device Reference Point: 0, 0, -6.3 mm
Reference Value = 48.09 V/m; Power Drift = -0.02 dB
Applied MIF = -1.44 dB
RF audio interference level = 29.51 dBV/m
Emission category: M4

MIF scaled E-field

Grid 1 **M4** **27.63 dBV/m**	Grid 2 **M4** **29.62 dBV/m**	Grid 3 **M4** **29.15 dBV/m**
Grid 4 **M4** **27.6 dBV/m**	Grid 5 **M4** **29.51 dBV/m**	Grid 6 **M4** **29.01 dBV/m**
Grid 7 **M4** **24.07 dBV/m**	Grid 8 **M4** **25.98 dBV/m**	Grid 9 **M4** **25.87 dBV/m**



0 dB = 30.26 V/m = 29.62 dBV/m

LTE Band 41 ANT 2

Communication System: UID 10173 - CAG, LTE-TDD (SC-FDMA, 1 RB, 20 MHz, 16-QAM); Frequency: 2593 MHz; Duty Cycle: 1:8.87156
Phantom section: RF Section
DASY5 Configuration:
- Probe: EF3DV3 - SN4041; ConvF(1, 1, 1) @ 2593 MHz; Calibrated: 3/18/2020
- Sensor-Surface: (Fix Surface)
- Electronics: DAE4 Sn1357; Calibrated: 2/20/2020
- Phantom: HAC Test Arch with AMCC; Type: SD HAC P01 BB
- Measurement SW: DASY52, Version 52.10 (4);SEMCAD X Version 14.6.14 (7483)

LTE Band 41 ANT 2 E-Field measurement/SC-FDMA 1RB 20 MHz 16QAM Ch. 40620/Hearing Aid Compatibility Test (101x101x1): Interpolated grid: dx=0.5000 mm, dy=0.5000 mm

Device Reference Point: 0, 0, -6.3 mm
Reference Value = 44.64 V/m; Power Drift = 0.01 dB
Applied MIF = -1.44 dB
RF audio interference level = 29.08 dBV/m
Emission category: M4

MIF scaled E-field

Grid 1 **M4** **27.11 dBV/m**	Grid 2 **M4** **29.2 dBV/m**	Grid 3 **M4** **28.9 dBV/m**
Grid 4 **M4** **26.97 dBV/m**	Grid 5 **M4** **29.08 dBV/m**	Grid 6 **M4** **28.78 dBV/m**
Grid 7 **M4** **23.39 dBV/m**	Grid 8 **M4** **25.82 dBV/m**	Grid 9 **M4** **25.77 dBV/m**



0 dB = 28.85 V/m = 29.20 dBV/m

LTE Band 41 ANT 2

Communication System: UID 10173 - CAG, LTE-TDD (SC-FDMA, 1 RB, 20 MHz, 16-QAM); Frequency: 2636.5 MHz; Duty Cycle: 1:8.87156
Phantom section: RF Section
DASY5 Configuration:
- Probe: EF3DV3 - SN4041; ConvF(1, 1, 1) @ 2636.5 MHz; Calibrated: 3/18/2020
- Sensor-Surface: (Fix Surface)
- Electronics: DAE4 Sn1357; Calibrated: 2/20/2020
- Phantom: HAC Test Arch with AMCC; Type: SD HAC P01 BB
- Measurement SW: DASY52, Version 52.10 (4);SEMCAD X Version 14.6.14 (7483)

LTE Band 41 ANT 2 E-Field measurement/SC-FDMA 1RB 20 MHz 16QAM Ch. 41055/Hearing Aid Compatibility Test (101x101x1): Interpolated grid: dx=0.5000 mm, dy=0.5000 mm

Device Reference Point: 0, 0, -6.3 mm
Reference Value = 39.26 V/m; Power Drift = 0.02 dB
Applied MIF = -1.44 dB
RF audio interference level = 28.08 dBV/m
Emission category: M4

MIF scaled E-field

Grid 1 **M4** **26.24 dBV/m**	Grid 2 **M4** **28.16 dBV/m**	Grid 3 **M4** **27.94 dBV/m**
Grid 4 **M4** **26.14 dBV/m**	Grid 5 **M4** **28.08 dBV/m**	Grid 6 **M4** **27.84 dBV/m**
Grid 7 **M4** **23.55 dBV/m**	Grid 8 **M4** **25.99 dBV/m**	Grid 9 **M4** **25.95 dBV/m**



0 dB = 25.60 V/m = 28.16 dBV/m

LTE Band 41 ANT 2

Communication System: UID 10173 - CAG, LTE-TDD (SC-FDMA, 1 RB, 20 MHz, 16-QAM); Frequency: 2680 MHz; Duty Cycle: 1:8.87156
Phantom section: RF Section
DASY5 Configuration:
- Probe: EF3DV3 - SN4041; ConvF(1, 1, 1) @ 2680 MHz; Calibrated: 3/18/2020
- Sensor-Surface: (Fix Surface)
- Electronics: DAE4 Sn1357; Calibrated: 2/20/2020
- Phantom: HAC Test Arch with AMCC; Type: SD HAC P01 BB
- Measurement SW: DASY52, Version 52.10 (4);SEMCAD X Version 14.6.14 (7483)

LTE Band 41 ANT 2 E-Field measurement/SC-FDMA 1RB 20 MHz 16QAM Ch. 41490/Hearing Aid Compatibility Test (101x101x1): Interpolated grid: dx=0.5000 mm, dy=0.5000 mm

Device Reference Point: 0, 0, -6.3 mm
Reference Value = 37.94 V/m; Power Drift = -0.02 dB
Applied MIF = -1.44 dB
RF audio interference level = 27.78 dBV/m
Emission category: M4

MIF scaled E-field

Grid 1 **M4** **26 dBV/m**	Grid 2 **M4** **27.85 dBV/m**	Grid 3 **M4** **27.51 dBV/m**
Grid 4 **M4** **25.34 dBV/m**	Grid 5 **M4** **27.78 dBV/m**	Grid 6 **M4** **27.42 dBV/m**
Grid 7 **M4** **22.33 dBV/m**	Grid 8 **M4** **25.8 dBV/m**	Grid 9 **M4** **25.75 dBV/m**



0 dB = 24.68 V/m = 27.85 dBV/m

GSM 1900 ANT 3

Communication System: UID 10021 - DAC, GSM-FDD (TDMA, GMSK); Frequency: 1850.2 MHz; Duty Cycle: 1:8.69961
Phantom section: RF Section
DASY5 Configuration:
- Probe: EF3DV3 - SN4041; ConvF(1, 1, 1) @ 1850.2 MHz; Calibrated: 3/18/2020
- Sensor-Surface: (Fix Surface)
- Electronics: DAE4 Sn1357; Calibrated: 2/20/2020
- Phantom: HAC Test Arch with AMCC; Type: SD HAC P01 BB
- Measurement SW: DASY52, Version 52.10 (4);SEMCAD X Version 14.6.14 (7483)

GSM1900 E-Field measurement/Voice_ch 512/Hearing Aid Compatibility Test (101x101x1): Interpolated grid: dx=0.5000 mm, dy=0.5000 mm

Device Reference Point: 0, 0, -6.3 mm
Reference Value = 17.50 V/m; Power Drift = 0.04 dB
Applied MIF = 3.63 dB
RF audio interference level = 27.27 dBV/m
Emission category: M4

MIF scaled E-field

Grid 1 **M4** **26.48 dBV/m**	Grid 2 **M4** **26.21 dBV/m**	Grid 3 **M4** **26.22 dBV/m**
Grid 4 **M4** **26.33 dBV/m**	Grid 5 **M4** **27.27 dBV/m**	Grid 6 **M4** **27.27 dBV/m**
Grid 7 **M4** **26.91 dBV/m**	Grid 8 **M4** **28.29 dBV/m**	Grid 9 **M4** **28.24 dBV/m**



0 dB = 25.96 V/m = 28.29 dBV/m

GSM 1900 ANT 3

Communication System: UID 10021 - DAC, GSM-FDD (TDMA, GMSK); Frequency: 1880 MHz; Duty Cycle: 1:8.69961
Phantom section: RF Section
DASY5 Configuration:
- Probe: EF3DV3 - SN4041; ConvF(1, 1, 1) @ 1880 MHz; Calibrated: 3/18/2020
- Sensor-Surface: (Fix Surface)
- Electronics: DAE4 Sn1357; Calibrated: 2/20/2020
- Phantom: HAC Test Arch with AMCC; Type: SD HAC P01 BB
- Measurement SW: DASY52, Version 52.10 (4);SEMCAD X Version 14.6.14 (7483)

GSM1900 E-Field measurement/Voice_ch 661/Hearing Aid Compatibility Test (101x101x1): Interpolated grid: dx=0.5000 mm, dy=0.5000 mm

Device Reference Point: 0, 0, -6.3 mm
Reference Value = 16.33 V/m; Power Drift = -0.12 dB
Applied MIF = 3.63 dB
RF audio interference level = 27.27 dBV/m
Emission category: M4

MIF scaled E-field

Grid 1 **M4** **26.43 dBV/m**	Grid 2 **M4** **25.02 dBV/m**	Grid 3 **M4** **25.09 dBV/m**
Grid 4 **M4** **27.27 dBV/m**	Grid 5 **M4** **26.67 dBV/m**	Grid 6 **M4** **26.67 dBV/m**
Grid 7 **M4** **28.18 dBV/m**	Grid 8 **M4** **28.22 dBV/m**	Grid 9 **M4** **28.23 dBV/m**



0 dB = 25.78 V/m = 28.23 dBV/m

GSM 1900 ANT 3

Communication System: UID 10021 - DAC, GSM-FDD (TDMA, GMSK); Frequency: 1909.8 MHz; Duty Cycle: 1:8.69961
Phantom section: RF Section
DASY5 Configuration:
- Probe: EF3DV3 - SN4041; ConvF(1, 1, 1) @ 1909.8 MHz; Calibrated: 3/18/2020
- Sensor-Surface: (Fix Surface)
- Electronics: DAE4 Sn1357; Calibrated: 2/20/2020
- Phantom: HAC Test Arch with AMCC; Type: SD HAC P01 BB
- Measurement SW: DASY52, Version 52.10 (4);SEMCAD X Version 14.6.14 (7483)

GSM1900 E-Field measurement/Voice_ch 810/Hearing Aid Compatibility Test (101x101x1): Interpolated grid: dx=0.5000 mm, dy=0.5000 mm

Device Reference Point: 0, 0, -6.3 mm
Reference Value = 15.56 V/m; Power Drift = 0.15 dB
Applied MIF = 3.63 dB
RF audio interference level = 27.04 dBV/m
Emission category: M4

MIF scaled E-field

Grid 1 **M4** **26.32 dBV/m**	Grid 2 **M4** **25.98 dBV/m**	Grid 3 **M4** **25.33 dBV/m**
Grid 4 **M4** **26.59 dBV/m**	Grid 5 **M4** **26.24 dBV/m**	Grid 6 **M4** **27.1 dBV/m**
Grid 7 **M4** **27.04 dBV/m**	Grid 8 **M4** **27.05 dBV/m**	Grid 9 **M4** **26.98 dBV/m**



0 dB = 22.64 V/m = 27.10 dBV/m

LTE Band 41 ANT 3

Communication System: UID 10173 - CAG, LTE-TDD (SC-FDMA, 1 RB, 20 MHz, 16-QAM); Frequency: 2506 MHz; Duty Cycle: 1:8.87156
Phantom section: RF Section
DASY5 Configuration:
- Probe: EF3DV3 - SN4041; ConvF(1, 1, 1) @ 2506 MHz; Calibrated: 3/18/2020
- Sensor-Surface: (Fix Surface)
- Electronics: DAE4 Sn1357; Calibrated: 2/20/2020
- Phantom: HAC Test Arch with AMCC; Type: SD HAC P01 BB
- Measurement SW: DASY52, Version 52.10 (4);SEMCAD X Version 14.6.14 (7483)

LTE Band 41 ANT 3 E-Field measurement/SC-FDMA 1RB 20 MHz 16QAM Ch. 39750/Hearing Aid Compatibility Test (101x101x1): Interpolated grid: dx=0.5000 mm, dy=0.5000 mm

Device Reference Point: 0, 0, -6.3 mm
Reference Value = 12.30 V/m; Power Drift = 0.20 dB
Applied MIF = -1.44 dB
RF audio interference level = 22.06 dBV/m
Emission category: M4

MIF scaled E-field

Grid 1 **M4** **22.95 dBV/m**	Grid 2 **M4** **24.36 dBV/m**	Grid 3 **M4** **24.36 dBV/m**
Grid 4 **M4** **21.6 dBV/m**	Grid 5 **M4** **21.81 dBV/m**	Grid 6 **M4** **22.06 dBV/m**
Grid 7 **M4** **20.16 dBV/m**	Grid 8 **M4** **19.3 dBV/m**	Grid 9 **M4** **20.21 dBV/m**



0 dB = 16.52 V/m = 24.36 dBV/m

LTE Band 41 ANT 3

Communication System: UID 10173 - CAG, LTE-TDD (SC-FDMA, 1 RB, 20 MHz, 16-QAM); Frequency: 2549.5 MHz; Duty Cycle: 1:8.87156
Phantom section: RF Section
DASY5 Configuration:
- Probe: EF3DV3 - SN4041; ConvF(1, 1, 1) @ 2549.5 MHz; Calibrated: 3/18/2020
- Sensor-Surface: (Fix Surface)
- Electronics: DAE4 Sn1357; Calibrated: 2/20/2020
- Phantom: HAC Test Arch with AMCC; Type: SD HAC P01 BB
- Measurement SW: DASY52, Version 52.10 (4);SEMCAD X Version 14.6.14 (7483)

LTE Band 41 ANT 3 E-Field measurement/SC-FDMA 1RB 20 MHz 16QAM Ch. 40185/Hearing Aid Compatibility Test (101x101x1): Interpolated grid: dx=0.5000 mm, dy=0.5000 mm

Device Reference Point: 0, 0, -6.3 mm
Reference Value = 12.42 V/m; Power Drift = 0.06 dB
Applied MIF = -1.44 dB
RF audio interference level = 22.20 dBV/m
Emission category: M4

MIF scaled E-field

Grid 1 **M4** **24.03 dBV/m**	Grid 2 **M4** **25.4 dBV/m**	Grid 3 **M4** **25.35 dBV/m**
Grid 4 **M4** **22.1 dBV/m**	Grid 5 **M4** **22.09 dBV/m**	Grid 6 **M4** **22.2 dBV/m**
Grid 7 **M4** **20.66 dBV/m**	Grid 8 **M4** **19.29 dBV/m**	Grid 9 **M4** **20.54 dBV/m**



0 dB = 18.62 V/m = 25.40 dBV/m

LTE Band 41 ANT 3

Communication System: UID 10173 - CAG, LTE-TDD (SC-FDMA, 1 RB, 20 MHz, 16-QAM); Frequency: 2593 MHz; Duty Cycle: 1:8.87156
Phantom section: RF Section
DASY5 Configuration:
- Probe: EF3DV3 - SN4041; ConvF(1, 1, 1) @ 2593 MHz; Calibrated: 3/18/2020
- Sensor-Surface: (Fix Surface)
- Electronics: DAE4 Sn1357; Calibrated: 2/20/2020
- Phantom: HAC Test Arch with AMCC; Type: SD HAC P01 BB
- Measurement SW: DASY52, Version 52.10 (4);SEMCAD X Version 14.6.14 (7483)

LTE Band 41 ANT 3 E-Field measurement/SC-FDMA 1RB 20 MHz 16QAM Ch. 40620/Hearing Aid Compatibility Test (101x101x1): Interpolated grid: dx=0.5000 mm, dy=0.5000 mm

Device Reference Point: 0, 0, -6.3 mm
Reference Value = 12.98 V/m; Power Drift = 0.18 dB
Applied MIF = -1.44 dB
RF audio interference level = 22.09 dBV/m
Emission category: M4

MIF scaled E-field

Grid 1 **M4** **23.26 dBV/m**	Grid 2 **M4** **24.38 dBV/m**	Grid 3 **M4** **24.38 dBV/m**
Grid 4 **M4** **22 dBV/m**	Grid 5 **M4** **21.96 dBV/m**	Grid 6 **M4** **22.09 dBV/m**
Grid 7 **M4** **21 dBV/m**	Grid 8 **M4** **19.29 dBV/m**	Grid 9 **M4** **20.14 dBV/m**



0 dB = 16.55 V/m = 24.38 dBV/m

LTE Band 41 ANT 3

Communication System: UID 10173 - CAG, LTE-TDD (SC-FDMA, 1 RB, 20 MHz, 16-QAM); Frequency: 2636.5 MHz; Duty Cycle: 1:8.87156
Phantom section: RF Section
DASY5 Configuration:
- Probe: EF3DV3 - SN4041; ConvF(1, 1, 1) @ 2636.5 MHz; Calibrated: 3/18/2020
- Sensor-Surface: (Fix Surface)
- Electronics: DAE4 Sn1357; Calibrated: 2/20/2020
- Phantom: HAC Test Arch with AMCC; Type: SD HAC P01 BB
- Measurement SW: DASY52, Version 52.10 (4);SEMCAD X Version 14.6.14 (7483)

LTE Band 41 ANT 3 E-Field measurement/SC-FDMA 1RB 20 MHz 16QAM Ch. 41055/Hearing Aid Compatibility Test (101x101x1): Interpolated grid: dx=0.5000 mm, dy=0.5000 mm

Device Reference Point: 0, 0, -6.3 mm
Reference Value = 14.26 V/m; Power Drift = 0.04 dB
Applied MIF = -1.44 dB
RF audio interference level = 22.72 dBV/m
Emission category: M4

MIF scaled E-field

Grid 1 **M4** **24.71 dBV/m**	Grid 2 **M4** **23.96 dBV/m**	Grid 3 **M4** **24.01 dBV/m**
Grid 4 **M4** **22.55 dBV/m**	Grid 5 **M4** **22.47 dBV/m**	Grid 6 **M4** **22.72 dBV/m**
Grid 7 **M4** **20.63 dBV/m**	Grid 8 **M4** **20.14 dBV/m**	Grid 9 **M4** **20.44 dBV/m**



0 dB = 17.19 V/m = 24.71 dBV/m

LTE Band 41 ANT 3

Communication System: UID 10173 - CAG, LTE-TDD (SC-FDMA, 1 RB, 20 MHz, 16-QAM); Frequency: 2680 MHz; Duty Cycle: 1:8.87156
Phantom section: RF Section
DASY5 Configuration:
- Probe: EF3DV3 - SN4041; ConvF(1, 1, 1) @ 2680 MHz; Calibrated: 3/18/2020
- Sensor-Surface: (Fix Surface)
- Electronics: DAE4 Sn1357; Calibrated: 2/20/2020
- Phantom: HAC Test Arch with AMCC; Type: SD HAC P01 BB
- Measurement SW: DASY52, Version 52.10 (4);SEMCAD X Version 14.6.14 (7483)

LTE Band 41 ANT 3 E-Field measurement/SC-FDMA 1RB 20 MHz 16QAM Ch. 41490/Hearing Aid Compatibility Test (101x101x1): Interpolated grid: dx=0.5000 mm, dy=0.5000 mm

Device Reference Point: 0, 0, -6.3 mm
Reference Value = 15.21 V/m; Power Drift = 0.17 dB
Applied MIF = -1.44 dB
RF audio interference level = 23.49 dBV/m
Emission category: M4

MIF scaled E-field

Grid 1 **M4** **24.29 dBV/m**	Grid 2 **M4** **24.93 dBV/m**	Grid 3 **M4** **24.92 dBV/m**
Grid 4 **M4** **22.57 dBV/m**	Grid 5 **M4** **23.34 dBV/m**	Grid 6 **M4** **23.49 dBV/m**
Grid 7 **M4** **21.94 dBV/m**	Grid 8 **M4** **21 dBV/m**	Grid 9 **M4** **21.7 dBV/m**



0 dB = 17.64 V/m = 24.93 dBV/m

LTE Band 41 PC2 ANT 3

Communication System: UID 10173 - CAG, LTE-TDD (SC-FDMA, 1 RB, 20 MHz, 16-QAM); Frequency: 2506 MHz; Duty Cycle: 1:8.87156
Phantom section: RF Section
DASY5 Configuration:
- Probe: EF3DV3 - SN4041; ConvF(1, 1, 1) @ 2506 MHz; Calibrated: 3/18/2020
- Sensor-Surface: (Fix Surface)
- Electronics: DAE4 Sn1357; Calibrated: 2/20/2020
- Phantom: HAC Test Arch with AMCC; Type: SD HAC P01 BB
- Measurement SW: DASY52, Version 52.10 (4);SEMCAD X Version 14.6.14 (7483)

LTE Band 41 E-Field measurement/SC-FDMA 1RB 20 MHz 16QAM Ch. 39750/Hearing Aid Compatibility Test (101x101x1): Interpolated grid: dx=0.5000 mm, dy=0.5000 mm

Device Reference Point: 0, 0, -6.3 mm
Reference Value = 12.61 V/m; Power Drift = 0.20 dB
Applied MIF = -1.44 dB
RF audio interference level = 22.52 dBV/m
Emission category: M4

MIF scaled E-field

Grid 1 **M4** **23.72 dBV/m**	Grid 2 **M4** **24.91 dBV/m**	Grid 3 **M4** **24.9 dBV/m**
Grid 4 **M4** **22.1 dBV/m**	Grid 5 **M4** **22.26 dBV/m**	Grid 6 **M4** **22.52 dBV/m**
Grid 7 **M4** **20.57 dBV/m**	Grid 8 **M4** **19.5 dBV/m**	Grid 9 **M4** **20.38 dBV/m**



0 dB = 17.59 V/m = 24.91 dBV/m

LTE Band 41 PC2 ANT 3

Communication System: UID 10173 - CAG, LTE-TDD (SC-FDMA, 1 RB, 20 MHz, 16-QAM); Frequency: 2549.5 MHz; Duty Cycle: 1:8.87156
Phantom section: RF Section
DASY5 Configuration:
- Probe: EF3DV3 - SN4041; ConvF(1, 1, 1) @ 2549.5 MHz; Calibrated: 3/18/2020
- Sensor-Surface: (Fix Surface)
- Electronics: DAE4 Sn1357; Calibrated: 2/20/2020
- Phantom: HAC Test Arch with AMCC; Type: SD HAC P01 BB
- Measurement SW: DASY52, Version 52.10 (4);SEMCAD X Version 14.6.14 (7483)

LTE Band 41 E-Field measurement/SC-FDMA 1RB 20 MHz 16QAM Ch. 40185/Hearing Aid Compatibility Test (101x101x1): Interpolated grid: dx=0.5000 mm, dy=0.5000 mm

Device Reference Point: 0, 0, -6.3 mm
Reference Value = 17.00 V/m; Power Drift = -0.04 dB
Applied MIF = -1.44 dB
RF audio interference level = 24.21 dBV/m
Emission category: M4

MIF scaled E-field

Grid 1 **M4** **25.81 dBV/m**	Grid 2 **M4** **26.5 dBV/m**	Grid 3 **M4** **26.46 dBV/m**
Grid 4 **M4** **23.37 dBV/m**	Grid 5 **M4** **24.13 dBV/m**	Grid 6 **M4** **24.21 dBV/m**
Grid 7 **M4** **20.96 dBV/m**	Grid 8 **M4** **21.76 dBV/m**	Grid 9 **M4** **22.6 dBV/m**



0 dB = 21.15 V/m = 26.51 dBV/m

LTE Band 41 PC2 ANT 3

Communication System: UID 10173 - CAG, LTE-TDD (SC-FDMA, 1 RB, 20 MHz, 16-QAM); Frequency: 2593 MHz; Duty Cycle: 1:8.87156
Phantom section: RF Section
DASY5 Configuration:
- Probe: EF3DV3 - SN4041; ConvF(1, 1, 1) @ 2593 MHz; Calibrated: 3/18/2020
- Sensor-Surface: (Fix Surface)
- Electronics: DAE4 Sn1357; Calibrated: 2/20/2020
- Phantom: HAC Test Arch with AMCC; Type: SD HAC P01 BB
- Measurement SW: DASY52, Version 52.10 (4);SEMCAD X Version 14.6.14 (7483)

LTE Band 41 E-Field measurement/SC-FDMA 1RB 20 MHz 16QAM Ch. 40620/Hearing Aid Compatibility Test (101x101x1): Interpolated grid: dx=0.5000 mm, dy=0.5000 mm

Device Reference Point: 0, 0, -6.3 mm
Reference Value = 15.42 V/m; Power Drift = -0.00 dB
Applied MIF = -1.44 dB
RF audio interference level = 23.66 dBV/m
Emission category: M4

MIF scaled E-field

Grid 1 **M4** **24.38 dBV/m**	Grid 2 **M4** **25.87 dBV/m**	Grid 3 **M4** **25.84 dBV/m**
Grid 4 **M4** **22.86 dBV/m**	Grid 5 **M4** **23.57 dBV/m**	Grid 6 **M4** **23.66 dBV/m**
Grid 7 **M4** **21.24 dBV/m**	Grid 8 **M4** **20.82 dBV/m**	Grid 9 **M4** **21.15 dBV/m**



0 dB = 19.65 V/m = 25.87 dBV/m

LTE Band 41 PC2 ANT 3

Communication System: UID 10173 - CAG, LTE-TDD (SC-FDMA, 1 RB, 20 MHz, 16-QAM); Frequency: 2636.5 MHz; Duty Cycle: 1:8.87156
Phantom section: RF Section
DASY5 Configuration:
- Probe: EF3DV3 - SN4041; ConvF(1, 1, 1) @ 2636.5 MHz; Calibrated: 3/18/2020
- Sensor-Surface: (Fix Surface)
- Electronics: DAE4 Sn1357; Calibrated: 2/20/2020
- Phantom: HAC Test Arch with AMCC; Type: SD HAC P01 BB
- Measurement SW: DASY52, Version 52.10 (4);SEMCAD X Version 14.6.14 (7483)

LTE Band 41 E-Field measurement/SC-FDMA 1RB 20 MHz 16QAM Ch. 41055/Hearing Aid Compatibility Test (101x101x1): Interpolated grid: dx=0.5000 mm, dy=0.5000 mm

Device Reference Point: 0, 0, -6.3 mm
Reference Value = 15.89 V/m; Power Drift = -0.03 dB
Applied MIF = -1.44 dB
RF audio interference level = 24.54 dBV/m
Emission category: M4

MIF scaled E-field

Grid 1 **M4** **26.45 dBV/m**	Grid 2 **M4** **25.38 dBV/m**	Grid 3 **M4** **25.41 dBV/m**
Grid 4 **M4** **24.54 dBV/m**	Grid 5 **M4** **23.86 dBV/m**	Grid 6 **M4** **24.25 dBV/m**
Grid 7 **M4** **22.44 dBV/m**	Grid 8 **M4** **22.3 dBV/m**	Grid 9 **M4** **22.74 dBV/m**



0 dB = 21.02 V/m = 26.45 dBV/m

LTE Band 41 PC2 ANT 3

Communication System: UID 10173 - CAG, LTE-TDD (SC-FDMA, 1 RB, 20 MHz, 16-QAM); Frequency: 2680 MHz; Duty Cycle: 1:8.87156
Phantom section: RF Section
DASY5 Configuration:
- Probe: EF3DV3 - SN4041; ConvF(1, 1, 1) @ 2680 MHz; Calibrated: 3/18/2020
- Sensor-Surface: (Fix Surface)
- Electronics: DAE4 Sn1357; Calibrated: 2/20/2020
- Phantom: HAC Test Arch with AMCC; Type: SD HAC P01 BB
- Measurement SW: DASY52, Version 52.10 (4);SEMCAD X Version 14.6.14 (7483)

LTE Band 41 E-Field measurement/SC-FDMA 1RB 20 MHz 16QAM Ch. 41490/Hearing Aid Compatibility Test (101x101x1): Interpolated grid: dx=0.5000 mm, dy=0.5000 mm

Device Reference Point: 0, 0, -6.3 mm
Reference Value = 16.71 V/m; Power Drift = 0.12 dB
Applied MIF = -1.44 dB
RF audio interference level = 24.80 dBV/m
Emission category: M4

MIF scaled E-field

Grid 1 **M4** **25.05 dBV/m**	Grid 2 **M4** **26.33 dBV/m**	Grid 3 **M4** **26.33 dBV/m**
Grid 4 **M4** **23.86 dBV/m**	Grid 5 **M4** **24.51 dBV/m**	Grid 6 **M4** **24.8 dBV/m**
Grid 7 **M4** **23.25 dBV/m**	Grid 8 **M4** **22.84 dBV/m**	Grid 9 **M4** **23.64 dBV/m**



0 dB = 20.73 V/m = 26.33 dBV/m

Wi-Fi 2.4 GHz ANT 3

Communication System: UID 10061 - CAB, IEEE 802.11b WiFi 2.4 GHz (DSSS, 11 Mbps); Frequency: 2412 MHz; Duty Cycle: 1:2.29034
Phantom section: RF Section
DASY5 Configuration:
- Probe: EF3DV3 - SN4041; ConvF(1, 1, 1) @ 2412 MHz; Calibrated: 3/18/2020
- Sensor-Surface: (Fix Surface)
- Electronics: DAE4 Sn1357; Calibrated: 2/20/2020
- Phantom: HAC Test Arch with AMCC; Type: SD HAC P01 BB
- Measurement SW: DASY52, Version 52.10 (4);SEMCAD X Version 14.6.14 (7483)

802.11b E-Field measurement/DSSS 11 Mbps_ch 1/Hearing Aid Compatibility Test (101x101x1): Interpolated grid: dx=0.5000 mm, dy=0.5000 mm

Device Reference Point: 0, 0, -6.3 mm
Reference Value = 12.44 V/m; Power Drift = 0.04 dB
Applied MIF = -2.02 dB
RF audio interference level = 19.98 dBV/m
Emission category: M4

MIF scaled E-field

Grid 1 **M4** **20.92 dBV/m**	Grid 2 **M4** **21.64 dBV/m**	Grid 3 **M4** **21.64 dBV/m**
Grid 4 **M4** **18.45 dBV/m**	Grid 5 **M4** **19.17 dBV/m**	Grid 6 **M4** **19.36 dBV/m**
Grid 7 **M4** **19.98 dBV/m**	Grid 8 **M4** **19 dBV/m**	Grid 9 **M4** **19.5 dBV/m**



0 dB = 12.08 V/m = 21.64 dBV/m

Wi-Fi 2.4 GHz ANT 3

Communication System: UID 10061 - CAB, IEEE 802.11b WiFi 2.4 GHz (DSSS, 11 Mbps); Frequency: 2437 MHz; Duty Cycle: 1:2.29034
Phantom section: RF Section
DASY5 Configuration:
- Probe: EF3DV3 - SN4041; ConvF(1, 1, 1) @ 2437 MHz; Calibrated: 3/18/2020
- Sensor-Surface: (Fix Surface)
- Electronics: DAE4 Sn1357; Calibrated: 2/20/2020
- Phantom: HAC Test Arch with AMCC; Type: SD HAC P01 BB
- Measurement SW: DASY52, Version 52.10 (4);SEMCAD X Version 14.6.14 (7483)

802.11b E-Field measurement/DSSS 11 Mbps_ch 6/Hearing Aid Compatibility Test (101x101x1): Interpolated grid: dx=0.5000 mm, dy=0.5000 mm

Device Reference Point: 0, 0, -6.3 mm
Reference Value = 13.27 V/m; Power Drift = 0.17 dB
Applied MIF = -2.02 dB
RF audio interference level = 21.41 dBV/m
Emission category: M4

MIF scaled E-field

Grid 1 **M4** **22.09 dBV/m**	Grid 2 **M4** **23.11 dBV/m**	Grid 3 **M4** **23.11 dBV/m**
Grid 4 **M4** **19.54 dBV/m**	Grid 5 **M4** **20.74 dBV/m**	Grid 6 **M4** **20.98 dBV/m**
Grid 7 **M4** **20.1 dBV/m**	Grid 8 **M4** **21.07 dBV/m**	Grid 9 **M4** **21.41 dBV/m**



0 dB = 14.31 V/m = 23.11 dBV/m

Wi-Fi 2.4 GHz ANT 3

Communication System: UID 10061 - CAB, IEEE 802.11b WiFi 2.4 GHz (DSSS, 11 Mbps); Frequency: 2462 MHz; Duty Cycle: 1:2.29034
Phantom section: RF Section
DASY5 Configuration:
- Probe: EF3DV3 - SN4041; ConvF(1, 1, 1) @ 2462 MHz; Calibrated: 3/18/2020
- Sensor-Surface: (Fix Surface)
- Electronics: DAE4 Sn1357; Calibrated: 2/20/2020
- Phantom: HAC Test Arch with AMCC; Type: SD HAC P01 BB
- Measurement SW: DASY52, Version 52.10 (4);SEMCAD X Version 14.6.14 (7483)

802.11b E-Field measurement/DSSS 11 Mbps_ch 11/Hearing Aid Compatibility Test (101x101x1): Interpolated grid: dx=0.5000 mm, dy=0.5000 mm

Device Reference Point: 0, 0, -6.3 mm
Reference Value = 13.35 V/m; Power Drift = 0.07 dB
Applied MIF = -2.02 dB
RF audio interference level = 21.47 dBV/m
Emission category: M4

MIF scaled E-field

Grid 1 **M4** **22.94 dBV/m**	Grid 2 **M4** **23.69 dBV/m**	Grid 3 **M4** **23.69 dBV/m**
Grid 4 **M4** **20.61 dBV/m**	Grid 5 **M4** **21.17 dBV/m**	Grid 6 **M4** **21.47 dBV/m**
Grid 7 **M4** **21.22 dBV/m**	Grid 8 **M4** **20.71 dBV/m**	Grid 9 **M4** **21.25 dBV/m**



0 dB = 15.30 V/m = 23.69 dBV/m

Wi-Fi 2.4 GHz ANT 3

Communication System: UID 10077 - CAB, IEEE 802.11g WiFi 2.4 GHz (DSSS/OFDM, 54 Mbps); Frequency: 2412 MHz; Duty Cycle: 1:12.5777
Phantom section: RF Section
DASY5 Configuration:
- Probe: EF3DV3 - SN4041; ConvF(1, 1, 1) @ 2412 MHz; Calibrated: 3/18/2020
- Sensor-Surface: (Fix Surface)
- Electronics: DAE4 Sn1357; Calibrated: 2/20/2020
- Phantom: HAC Test Arch with AMCC; Type: SD HAC P01 BB
- Measurement SW: DASY52, Version 52.10 (4);SEMCAD X Version 14.6.14 (7483)

802.11g E-Field measurement/DSSS/OFDM, 54 Mbps_ch 1/Hearing Aid Compatibility Test (101x101x1): Interpolated grid: dx=0.5000 mm, dy=0.5000 mm

Device Reference Point: 0, 0, -6.3 mm
Reference Value = 11.30 V/m; Power Drift = 0.16 dB
Applied MIF = 0.12 dB
RF audio interference level = 21.41 dBV/m
Emission category: M4

MIF scaled E-field

Grid 1 **M4** **22.6 dBV/m**	Grid 2 **M4** **23.06 dBV/m**	Grid 3 **M4** **23.06 dBV/m**
Grid 4 **M4** **20.48 dBV/m**	Grid 5 **M4** **20.6 dBV/m**	Grid 6 **M4** **20.79 dBV/m**
Grid 7 **M4** **21.41 dBV/m**	Grid 8 **M4** **20.43 dBV/m**	Grid 9 **M4** **20.84 dBV/m**



0 dB = 14.23 V/m = 23.06 dBV/m

Wi-Fi 2.4 GHz ANT 3

Communication System: UID 10077 - CAB, IEEE 802.11g WiFi 2.4 GHz (DSSS/OFDM, 54 Mbps); Frequency: 2437 MHz; Duty Cycle: 1:12.5777
Phantom section: RF Section
DASY5 Configuration:
- Probe: EF3DV3 - SN4041; ConvF(1, 1, 1) @ 2437 MHz; Calibrated: 3/18/2020
- Sensor-Surface: (Fix Surface)
- Electronics: DAE4 Sn1357; Calibrated: 2/20/2020
- Phantom: HAC Test Arch with AMCC; Type: SD HAC P01 BB
- Measurement SW: DASY52, Version 52.10 (4);SEMCAD X Version 14.6.14 (7483)

802.11g E-Field measurement/DSSS/OFDM, 54 Mbps_ch 6/Hearing Aid Compatibility Test (101x101x1): Interpolated grid: dx=0.5000 mm, dy=0.5000 mm

Device Reference Point: 0, 0, -6.3 mm
Reference Value = 12.20 V/m; Power Drift = 0.05 dB
Applied MIF = 0.12 dB
RF audio interference level = 22.46 dBV/m
Emission category: M4

MIF scaled E-field

Grid 1 **M4** **23.62 dBV/m**	Grid 2 **M4** **23.98 dBV/m**	Grid 3 **M4** **23.98 dBV/m**
Grid 4 **M4** **21.12 dBV/m**	Grid 5 **M4** **21.62 dBV/m**	Grid 6 **M4** **21.94 dBV/m**
Grid 7 **M4** **21.65 dBV/m**	Grid 8 **M4** **22.02 dBV/m**	Grid 9 **M4** **22.46 dBV/m**



0 dB = 15.82 V/m = 23.98 dBV/m

Wi-Fi 2.4 GHz ANT 3

Communication System: UID 10077 - CAB, IEEE 802.11g WiFi 2.4 GHz (DSSS/OFDM, 54 Mbps); Frequency: 2462 MHz; Duty Cycle: 1:12.5777
Phantom section: RF Section
DASY5 Configuration:
- Probe: EF3DV3 - SN4041; ConvF(1, 1, 1) @ 2462 MHz; Calibrated: 3/18/2020
- Sensor-Surface: (Fix Surface)
- Electronics: DAE4 Sn1357; Calibrated: 2/20/2020
- Phantom: HAC Test Arch with AMCC; Type: SD HAC P01 BB
- Measurement SW: DASY52, Version 52.10 (4);SEMCAD X Version 14.6.14 (7483)

802.11g E-Field measurement/DSSS/OFDM, 54 Mbps_ch 11/Hearing Aid Compatibility Test (101x101x1): Interpolated grid: dx=0.5000 mm, dy=0.5000 mm

Device Reference Point: 0, 0, -6.3 mm
Reference Value = 12.78 V/m; Power Drift = -0.16 dB
Applied MIF = 0.12 dB
RF audio interference level = 22.85 dBV/m
Emission category: M4

MIF scaled E-field

Grid 1 **M4** **24.8 dBV/m**	Grid 2 **M4** **24.88 dBV/m**	Grid 3 **M4** **24.88 dBV/m**
Grid 4 **M4** **22.68 dBV/m**	Grid 5 **M4** **22.34 dBV/m**	Grid 6 **M4** **22.62 dBV/m**
Grid 7 **M4** **22.85 dBV/m**	Grid 8 **M4** **22.12 dBV/m**	Grid 9 **M4** **22.68 dBV/m**



0 dB = 17.54 V/m = 24.88 dBV/m

GSM 1900 ANT 4

Communication System: UID 10021 - DAC, GSM-FDD (TDMA, GMSK); Frequency: 1850.2 MHz; Duty Cycle: 1:8.69961
Phantom section: RF Section
DASY5 Configuration:
- Probe: EF3DV3 - SN4041; ConvF(1, 1, 1) @ 1850.2 MHz; Calibrated: 3/18/2020
- Sensor-Surface: (Fix Surface)
- Electronics: DAE4 Sn1357; Calibrated: 2/20/2020
- Phantom: HAC Test Arch with AMCC; Type: SD HAC P01 BB
- Measurement SW: DASY52, Version 52.10 (4);SEMCAD X Version 14.6.14 (7483)

GSM1900 E-Field measurement/Voice_ch 512/Hearing Aid Compatibility Test (101x101x1): Interpolated grid: dx=0.5000 mm, dy=0.5000 mm

Device Reference Point: 0, 0, -6.3 mm
Reference Value = 16.75 V/m; Power Drift = -0.16 dB
Applied MIF = 3.63 dB
RF audio interference level = 27.23 dBV/m
Emission category: M4

MIF scaled E-field

Grid 1 **M4** **25.88 dBV/m**	Grid 2 **M4** **26.14 dBV/m**	Grid 3 **M4** **26.24 dBV/m**
Grid 4 **M4** **26.33 dBV/m**	Grid 5 **M4** **27.2 dBV/m**	Grid 6 **M4** **27.23 dBV/m**
Grid 7 **M4** **27.75 dBV/m**	Grid 8 **M4** **28.19 dBV/m**	Grid 9 **M4** **28.19 dBV/m**



0 dB = 25.68 V/m = 28.19 dBV/m

GSM 1900 ANT 4

Communication System: UID 10021 - DAC, GSM-FDD (TDMA, GMSK); Frequency: 1880 MHz; Duty Cycle: 1:8.69961
Phantom section: RF Section
DASY5 Configuration:
- Probe: EF3DV3 - SN4041; ConvF(1, 1, 1) @ 1880 MHz; Calibrated: 3/18/2020
- Sensor-Surface: (Fix Surface)
- Electronics: DAE4 Sn1357; Calibrated: 2/20/2020
- Phantom: HAC Test Arch with AMCC; Type: SD HAC P01 BB
- Measurement SW: DASY52, Version 52.10 (4);SEMCAD X Version 14.6.14 (7483)

GSM1900 E-Field measurement/Voice_ch 661/Hearing Aid Compatibility Test (101x101x1): Interpolated grid: dx=0.5000 mm, dy=0.5000 mm

Device Reference Point: 0, 0, -6.3 mm
Reference Value = 16.03 V/m; Power Drift = 0.03 dB
Applied MIF = 3.63 dB
RF audio interference level = 26.95 dBV/m
Emission category: M4

MIF scaled E-field

Grid 1 **M4** **26.32 dBV/m**	Grid 2 **M4** **25.07 dBV/m**	Grid 3 **M4** **25.18 dBV/m**
Grid 4 **M4** **26.95 dBV/m**	Grid 5 **M4** **26.64 dBV/m**	Grid 6 **M4** **26.64 dBV/m**
Grid 7 **M4** **27.94 dBV/m**	Grid 8 **M4** **28.18 dBV/m**	Grid 9 **M4** **28.18 dBV/m**



0 dB = 25.66 V/m = 28.19 dBV/m

GSM 1900 ANT 4

Communication System: UID 10021 - DAC, GSM-FDD (TDMA, GMSK); Frequency: 1909.8 MHz; Duty Cycle: 1:8.69961
Phantom section: RF Section
DASY5 Configuration:
- Probe: EF3DV3 - SN4041; ConvF(1, 1, 1) @ 1909.8 MHz; Calibrated: 3/18/2020
- Sensor-Surface: (Fix Surface)
- Electronics: DAE4 Sn1357; Calibrated: 2/20/2020
- Phantom: HAC Test Arch with AMCC; Type: SD HAC P01 BB
- Measurement SW: DASY52, Version 52.10 (4);SEMCAD X Version 14.6.14 (7483)

GSM1900 E-Field measurement/Voice_ch 810/Hearing Aid Compatibility Test (101x101x1): Interpolated grid: dx=0.5000 mm, dy=0.5000 mm

Device Reference Point: 0, 0, -6.3 mm
Reference Value = 15.58 V/m; Power Drift = 0.05 dB
Applied MIF = 3.63 dB
RF audio interference level = 27.04 dBV/m
Emission category: M4

MIF scaled E-field

Grid 1 **M4** **27.04 dBV/m**	Grid 2 **M4** **25.4 dBV/m**	Grid 3 **M4** **25.4 dBV/m**
Grid 4 **M4** **26.48 dBV/m**	Grid 5 **M4** **26.43 dBV/m**	Grid 6 **M4** **26.41 dBV/m**
Grid 7 **M4** **26.38 dBV/m**	Grid 8 **M4** **27.18 dBV/m**	Grid 9 **M4** **27.18 dBV/m**



0 dB = 22.85 V/m = 27.18 dBV/m

LTE Band 41 ANT 4

Communication System: UID 10173 - CAG, LTE-TDD (SC-FDMA, 1 RB, 20 MHz, 16-QAM); Frequency: 2506 MHz; Duty Cycle: 1:8.87156
Phantom section: RF Section
DASY5 Configuration:
- Probe: EF3DV3 - SN4041; ConvF(1, 1, 1) @ 2506 MHz; Calibrated: 3/18/2020
- Sensor-Surface: (Fix Surface)
- Electronics: DAE4 Sn1357; Calibrated: 2/20/2020
- Phantom: HAC Test Arch with AMCC; Type: SD HAC P01 BB
- Measurement SW: DASY52, Version 52.10 (4);SEMCAD X Version 14.6.14 (7483)

LTE Band 41 ANT 4 E-Field measurement/SC-FDMA 1RB 20 MHz 16QAM Ch. 39750/Hearing Aid Compatibility Test (101x101x1): Interpolated grid: dx=0.5000 mm, dy=0.5000 mm

Device Reference Point: 0, 0, -6.3 mm
Reference Value = 17.89 V/m; Power Drift = -0.04 dB
Applied MIF = -1.44 dB
RF audio interference level = 23.37 dBV/m
Emission category: M4

MIF scaled E-field

Grid 1 **M4** **18.74 dBV/m**	Grid 2 **M4** **20.03 dBV/m**	Grid 3 **M4** **20.16 dBV/m**
Grid 4 **M4** **19.68 dBV/m**	Grid 5 **M4** **23.35 dBV/m**	Grid 6 **M4** **23.37 dBV/m**
Grid 7 **M4** **25.13 dBV/m**	Grid 8 **M4** **26.37 dBV/m**	Grid 9 **M4** **26.34 dBV/m**



0 dB = 20.81 V/m = 26.37 dBV/m

LTE Band 41 ANT 4

Communication System: UID 10173 - CAG, LTE-TDD (SC-FDMA, 1 RB, 20 MHz, 16-QAM); Frequency: 2549.5 MHz; Duty Cycle: 1:8.87156
Phantom section: RF Section
DASY5 Configuration:
- Probe: EF3DV3 - SN4041; ConvF(1, 1, 1) @ 2549.5 MHz; Calibrated: 3/18/2020
- Sensor-Surface: (Fix Surface)
- Electronics: DAE4 Sn1357; Calibrated: 2/20/2020
- Phantom: HAC Test Arch with AMCC; Type: SD HAC P01 BB
- Measurement SW: DASY52, Version 52.10 (4);SEMCAD X Version 14.6.14 (7483)

LTE Band 41 ANT 4 E-Field measurement/SC-FDMA 1RB 20 MHz 16QAM Ch. 40185/Hearing Aid Compatibility Test (101x101x1): Interpolated grid: dx=0.5000 mm, dy=0.5000 mm

Device Reference Point: 0, 0, -6.3 mm
Reference Value = 14.85 V/m; Power Drift = -0.01 dB
Applied MIF = -1.44 dB
RF audio interference level = 22.88 dBV/m
Emission category: M4

MIF scaled E-field

Grid 1 **M4** **19.27 dBV/m**	Grid 2 **M4** **18.99 dBV/m**	Grid 3 **M4** **19.42 dBV/m**
Grid 4 **M4** **19.04 dBV/m**	Grid 5 **M4** **22.81 dBV/m**	Grid 6 **M4** **22.88 dBV/m**
Grid 7 **M4** **24.44 dBV/m**	Grid 8 **M4** **26.35 dBV/m**	Grid 9 **M4** **26.33 dBV/m**



0 dB = 20.77 V/m = 26.35 dBV/m

LTE Band 41 ANT 4

Communication System: UID 10173 - CAG, LTE-TDD (SC-FDMA, 1 RB, 20 MHz, 16-QAM); Frequency: 2593 MHz; Duty Cycle: 1:8.87156
Phantom section: RF Section
DASY5 Configuration:
- Probe: EF3DV3 - SN4041; ConvF(1, 1, 1) @ 2593 MHz; Calibrated: 3/18/2020
- Sensor-Surface: (Fix Surface)
- Electronics: DAE4 Sn1357; Calibrated: 2/20/2020
- Phantom: HAC Test Arch with AMCC; Type: SD HAC P01 BB
- Measurement SW: DASY52, Version 52.10 (4);SEMCAD X Version 14.6.14 (7483)

LTE Band 41 ANT 4 E-Field measurement/SC-FDMA 1RB 20 MHz 16QAM Ch. 40620/Hearing Aid Compatibility Test (101x101x1): Interpolated grid: dx=0.5000 mm, dy=0.5000 mm

Device Reference Point: 0, 0, -6.3 mm
Reference Value = 14.53 V/m; Power Drift = -0.00 dB
Applied MIF = -1.44 dB
RF audio interference level = 22.43 dBV/m
Emission category: M4

MIF scaled E-field

Grid 1 **M4** **17.63 dBV/m**	Grid 2 **M4** **18.36 dBV/m**	Grid 3 **M4** **18.62 dBV/m**
Grid 4 **M4** **19.33 dBV/m**	Grid 5 **M4** **22.31 dBV/m**	Grid 6 **M4** **22.43 dBV/m**
Grid 7 **M4** **24.9 dBV/m**	Grid 8 **M4** **25.31 dBV/m**	Grid 9 **M4** **25.3 dBV/m**



0 dB = 18.42 V/m = 25.31 dBV/m

LTE Band 41 ANT 4

Communication System: UID 10173 - CAG, LTE-TDD (SC-FDMA, 1 RB, 20 MHz, 16-QAM); Frequency: 2636.5 MHz; Duty Cycle: 1:8.87156
Phantom section: RF Section
DASY5 Configuration:
- Probe: EF3DV3 - SN4041; ConvF(1, 1, 1) @ 2636.5 MHz; Calibrated: 3/18/2020
- Sensor-Surface: (Fix Surface)
- Electronics: DAE4 Sn1357; Calibrated: 2/20/2020
- Phantom: HAC Test Arch with AMCC; Type: SD HAC P01 BB
- Measurement SW: DASY52, Version 52.10 (4);SEMCAD X Version 14.6.14 (7483)

LTE Band 41 ANT 4 E-Field measurement/SC-FDMA 1RB 20 MHz 16QAM Ch. 41055/Hearing Aid Compatibility Test (101x101x1): Interpolated grid: dx=0.5000 mm, dy=0.5000 mm

Device Reference Point: 0, 0, -6.3 mm
Reference Value = 16.35 V/m; Power Drift = 0.09 dB
Applied MIF = -1.44 dB
RF audio interference level = 22.86 dBV/m
Emission category: M4

MIF scaled E-field

Grid 1 **M4** **17.83 dBV/m**	Grid 2 **M4** **20.25 dBV/m**	Grid 3 **M4** **20.51 dBV/m**
Grid 4 **M4** **18.91 dBV/m**	Grid 5 **M4** **22.79 dBV/m**	Grid 6 **M4** **22.86 dBV/m**
Grid 7 **M4** **24.27 dBV/m**	Grid 8 **M4** **24.95 dBV/m**	Grid 9 **M4** **24.93 dBV/m**



0 dB = 17.68 V/m = 24.95 dBV/m

LTE Band 41 ANT 4

Communication System: UID 10173 - CAG, LTE-TDD (SC-FDMA, 1 RB, 20 MHz, 16-QAM); Frequency: 2680 MHz; Duty Cycle: 1:8.87156
Phantom section: RF Section
DASY5 Configuration:
- Probe: EF3DV3 - SN4041; ConvF(1, 1, 1) @ 2680 MHz; Calibrated: 3/18/2020
- Sensor-Surface: (Fix Surface)
- Electronics: DAE4 Sn1357; Calibrated: 2/20/2020
- Phantom: HAC Test Arch with AMCC; Type: SD HAC P01 BB
- Measurement SW: DASY52, Version 52.10 (4);SEMCAD X Version 14.6.14 (7483)

LTE Band 41 ANT 4 E-Field measurement/SC-FDMA 1RB 20 MHz 16QAM Ch. 41490/Hearing Aid Compatibility Test (101x101x1): Interpolated grid: dx=0.5000 mm, dy=0.5000 mm

Device Reference Point: 0, 0, -6.3 mm
Reference Value = 15.65 V/m; Power Drift = 0.04 dB
Applied MIF = -1.44 dB
RF audio interference level = 21.89 dBV/m
Emission category: M4

MIF scaled E-field

Grid 1 **M4** **17.13 dBV/m**	Grid 2 **M4** **20.04 dBV/m**	Grid 3 **M4** **20.15 dBV/m**
Grid 4 **M4** **19.16 dBV/m**	Grid 5 **M4** **21.84 dBV/m**	Grid 6 **M4** **21.89 dBV/m**
Grid 7 **M4** **24.22 dBV/m**	Grid 8 **M4** **23.93 dBV/m**	Grid 9 **M4** **23.9 dBV/m**



0 dB = 16.26 V/m = 24.22 dBV/m

LTE Band 48 ANT 4

Communication System: UID 10173 - CAG, LTE-TDD (SC-FDMA, 1 RB, 20 MHz, 16-QAM); Frequency: 3560 MHz; Duty Cycle: 1:8.8736
Phantom section: RF Section
DASY5 Configuration:
- Probe: EF3DV3 - SN4041; ConvF(1, 1, 1) @ 3560 MHz; Calibrated: 3/18/2020
- Sensor-Surface: (Fix Surface)
- Electronics: DAE4 Sn1357; Calibrated: 2/20/2020
- Phantom: HAC Test Arch with AMCC; Type: SD HAC P01 BB
- Measurement SW: DASY52, Version 52.10 (4);SEMCAD X Version 14.6.14 (7483)

LTE Band 48 ANT 4 E-Field measurement/SC-FDMA 1RB 20 MHz 16QAM Ch. 55340/Hearing Aid Compatibility Test (101x101x1): Interpolated grid: dx=0.5000 mm, dy=0.5000 mm

Device Reference Point: 0, 0, -6.3 mm
Reference Value = 21.09 V/m; Power Drift = 0.18 dB
Applied MIF = -1.44 dB
RF audio interference level = 24.06 dBV/m
Emission category: M4

MIF scaled E-field

Grid 1 **M4** **18.03 dBV/m**	Grid 2 **M4** **21.81 dBV/m**	Grid 3 **M4** **21.9 dBV/m**
Grid 4 **M4** **20.25 dBV/m**	Grid 5 **M4** **24.05 dBV/m**	Grid 6 **M4** **24.06 dBV/m**
Grid 7 **M4** **25.46 dBV/m**	Grid 8 **M4** **26.42 dBV/m**	Grid 9 **M4** **26.29 dBV/m**



0 dB = 20.95 V/m = 26.42 dBV/m

LTE Band 48 ANT 4

Communication System: UID 10173 - CAG, LTE-TDD (SC-FDMA, 1 RB, 20 MHz, 16-QAM); Frequency: 3603.3 MHz; Duty Cycle: 1:8.8736
Phantom section: RF Section
DASY5 Configuration:
- Probe: EF3DV3 - SN4041; ConvF(1, 1, 1) @ 3603.3 MHz; Calibrated: 3/18/2020
- Sensor-Surface: (Fix Surface)
- Electronics: DAE4 Sn1357; Calibrated: 2/20/2020
- Phantom: HAC Test Arch with AMCC; Type: SD HAC P01 BB
- Measurement SW: DASY52, Version 52.10 (4);SEMCAD X Version 14.6.14 (7483)

LTE Band 48 ANT 4 E-Field measurement/SC-FDMA 1RB 20 MHz 16QAM Ch. 55773/Hearing Aid Compatibility Test (101x101x1): Interpolated grid: dx=0.5000 mm, dy=0.5000 mm

Device Reference Point: 0, 0, -6.3 mm
Reference Value = 21.60 V/m; Power Drift = 0.04 dB
Applied MIF = -1.44 dB
RF audio interference level = 24.92 dBV/m
Emission category: M4

MIF scaled E-field

Grid 1 **M4** **17.43 dBV/m**	Grid 2 **M4** **22.48 dBV/m**	Grid 3 **M4** **22.73 dBV/m**
Grid 4 **M4** **20.82 dBV/m**	Grid 5 **M4** **24.82 dBV/m**	Grid 6 **M4** **24.92 dBV/m**
Grid 7 **M4** **25.76 dBV/m**	Grid 8 **M4** **26.53 dBV/m**	Grid 9 **M4** **26.4 dBV/m**



0 dB = 21.21 V/m = 26.53 dBV/m

LTE Band 48 ANT 4

Communication System: UID 10173 - CAG, LTE-TDD (SC-FDMA, 1 RB, 20 MHz, 16-QAM); Frequency: 3646.7 MHz; Duty Cycle: 1:8.8736
Phantom section: RF Section
DASY5 Configuration:
- Probe: EF3DV3 - SN4041; ConvF(1, 1, 1) @ 3646.7 MHz; Calibrated: 3/18/2020
- Sensor-Surface: (Fix Surface)
- Electronics: DAE4 Sn1357; Calibrated: 2/20/2020
- Phantom: HAC Test Arch with AMCC; Type: SD HAC P01 BB
- Measurement SW: DASY52, Version 52.10 (4);SEMCAD X Version 14.6.14 (7483)

LTE Band 48 ANT 4 E-Field measurement/SC-FDMA 1RB 20 MHz 16QAM Ch. 56207/Hearing Aid Compatibility Test (101x101x1): Interpolated grid: dx=0.5000 mm, dy=0.5000 mm

Device Reference Point: 0, 0, -6.3 mm
Reference Value = 19.56 V/m; Power Drift = -0.33 dB
Applied MIF = -1.44 dB
RF audio interference level = 24.47 dBV/m
Emission category: M4

MIF scaled E-field

Grid 1 **M4** **17.21 dBV/m**	Grid 2 **M4** **21.6 dBV/m**	Grid 3 **M4** **22.03 dBV/m**
Grid 4 **M4** **19.97 dBV/m**	Grid 5 **M4** **24.34 dBV/m**	Grid 6 **M4** **24.47 dBV/m**
Grid 7 **M4** **25.45 dBV/m**	Grid 8 **M4** **26.16 dBV/m**	Grid 9 **M4** **26.03 dBV/m**



0 dB = 20.33 V/m = 26.16 dBV/m

LTE Band 48 ANT 4

Communication System: UID 10173 - CAG, LTE-TDD (SC-FDMA, 1 RB, 20 MHz, 16-QAM); Frequency: 3690 MHz; Duty Cycle: 1:8.8736
Phantom section: RF Section
DASY5 Configuration:
- Probe: EF3DV3 - SN4041; ConvF(1, 1, 1) @ 3690 MHz; Calibrated: 3/18/2020
- Sensor-Surface: (Fix Surface)
- Electronics: DAE4 Sn1357; Calibrated: 2/20/2020
- Phantom: HAC Test Arch with AMCC; Type: SD HAC P01 BB
- Measurement SW: DASY52, Version 52.10 (4);SEMCAD X Version 14.6.14 (7483)

LTE Band 48 ANT 4 E-Field measurement/SC-FDMA 1RB 20 MHz 16QAM Ch. 56640/Hearing Aid Compatibility Test (101x101x1): Interpolated grid: dx=0.5000 mm, dy=0.5000 mm

Device Reference Point: 0, 0, -6.3 mm
Reference Value = 19.91 V/m; Power Drift = 0.08 dB
Applied MIF = -1.44 dB
RF audio interference level = 24.24 dBV/m
Emission category: M4

MIF scaled E-field

Grid 1 **M4** **17.05 dBV/m**	Grid 2 **M4** **22.33 dBV/m**	Grid 3 **M4** **22.61 dBV/m**
Grid 4 **M4** **20.47 dBV/m**	Grid 5 **M4** **24.23 dBV/m**	Grid 6 **M4** **24.24 dBV/m**
Grid 7 **M4** **25.62 dBV/m**	Grid 8 **M4** **25.92 dBV/m**	Grid 9 **M4** **25.74 dBV/m**



0 dB = 19.77 V/m = 25.92 dBV/m

Wi-Fi 2.4 GHz ANT 4

Communication System: UID 10061 - CAB, IEEE 802.11b WiFi 2.4 GHz (DSSS, 11 Mbps); Frequency: 2412 MHz; Duty Cycle: 1:2.29034
Phantom section: RF Section
DASY5 Configuration:
- Probe: EF3DV3 - SN4041; ConvF(1, 1, 1) @ 2412 MHz; Calibrated: 3/18/2020
- Sensor-Surface: (Fix Surface)
- Electronics: DAE4 Sn1357; Calibrated: 2/20/2020
- Phantom: HAC Test Arch with AMCC; Type: SD HAC P01 BB
- Measurement SW: DASY52, Version 52.10 (4);SEMCAD X Version 14.6.14 (7483)

802.11b E-Field measurement/DSSS 11 Mbps_ch 1/Hearing Aid Compatibility Test (101x101x1): Interpolated grid: dx=0.5000 mm, dy=0.5000 mm

Device Reference Point: 0, 0, -6.3 mm
Reference Value = 34.01 V/m; Power Drift = -0.22 dB
Applied MIF = -2.02 dB
RF audio interference level = 28.21 dBV/m
Emission category: M4

MIF scaled E-field

Grid 1 **M4** **21.64 dBV/m**	Grid 2 **M4** **25.23 dBV/m**	Grid 3 **M4** **25.61 dBV/m**
Grid 4 **M4** **22.84 dBV/m**	Grid 5 **M4** **28.16 dBV/m**	Grid 6 **M4** **28.21 dBV/m**
Grid 7 **M4** **29.23 dBV/m**	Grid 8 **M3** **30.43 dBV/m**	Grid 9 **M3** **30.41 dBV/m**



0 dB = 33.21 V/m = 30.43 dBV/m

Wi-Fi 2.4 GHz ANT 4

Communication System: UID 10061 - CAB, IEEE 802.11b WiFi 2.4 GHz (DSSS, 11 Mbps); Frequency: 2437 MHz; Duty Cycle: 1:2.29034
Phantom section: RF Section
DASY5 Configuration:
- Probe: EF3DV3 - SN4041; ConvF(1, 1, 1) @ 2437 MHz; Calibrated: 3/18/2020
- Sensor-Surface: (Fix Surface)
- Electronics: DAE4 Sn1357; Calibrated: 2/20/2020
- Phantom: HAC Test Arch with AMCC; Type: SD HAC P01 BB
- Measurement SW: DASY52, Version 52.10 (4);SEMCAD X Version 14.6.14 (7483)

802.11b E-Field measurement/DSSS 11 Mbps_ch 6/Hearing Aid Compatibility Test (101x101x1): Interpolated grid: dx=0.5000 mm, dy=0.5000 mm

Device Reference Point: 0, 0, -6.3 mm
Reference Value = 40.06 V/m; Power Drift = 0.03 dB
Applied MIF = -2.02 dB
RF audio interference level = 29.59 dBV/m
Emission category: M4

MIF scaled E-field

Grid 1 **M4** **22.23 dBV/m**	Grid 2 **M4** **26.93 dBV/m**	Grid 3 **M4** **27.26 dBV/m**
Grid 4 **M4** **24.49 dBV/m**	Grid 5 **M4** **29.55 dBV/m**	Grid 6 **M4** **29.59 dBV/m**
Grid 7 **M3** **30.37 dBV/m**	Grid 8 **M3** **31.65 dBV/m**	Grid 9 **M3** **31.63 dBV/m**



0 dB = 38.23 V/m = 31.65 dBV/m

Wi-Fi 2.4 GHz ANT 4

Communication System: UID 10061 - CAB, IEEE 802.11b WiFi 2.4 GHz (DSSS, 11 Mbps); Frequency: 2462 MHz; Duty Cycle: 1:2.29034
Phantom section: RF Section
DASY5 Configuration:
- Probe: EF3DV3 - SN4041; ConvF(1, 1, 1) @ 2462 MHz; Calibrated: 3/18/2020
- Sensor-Surface: (Fix Surface)
- Electronics: DAE4 Sn1357; Calibrated: 2/20/2020
- Phantom: HAC Test Arch with AMCC; Type: SD HAC P01 BB
- Measurement SW: DASY52, Version 52.10 (4);SEMCAD X Version 14.6.14 (7483)

802.11b E-Field measurement/DSSS 11 Mbps_ch 11/Hearing Aid Compatibility Test (101x101x1): Interpolated grid: dx=0.5000 mm, dy=0.5000 mm

Device Reference Point: 0, 0, -6.3 mm
Reference Value = 39.13 V/m; Power Drift = 0.09 dB
Applied MIF = -2.02 dB
RF audio interference level = 29.40 dBV/m
Emission category: M4

MIF scaled E-field

Grid 1 **M4** **22.2 dBV/m**	Grid 2 **M4** **26.65 dBV/m**	Grid 3 **M4** **26.94 dBV/m**
Grid 4 **M4** **24.09 dBV/m**	Grid 5 **M4** **29.4 dBV/m**	Grid 6 **M4** **29.42 dBV/m**
Grid 7 **M4** **28.75 dBV/m**	Grid 8 **M3** **31.48 dBV/m**	Grid 9 **M3** **31.46 dBV/m**



0 dB = 37.48 V/m = 31.48 dBV/m

Wi-Fi 2.4 GHz ANT 4

Communication System: UID 10077 - CAB, IEEE 802.11g WiFi 2.4 GHz (DSSS/OFDM, 54 Mbps); Frequency: 2412 MHz; Duty Cycle: 1:12.5777
Phantom section: RF Section
DASY5 Configuration:
- Probe: EF3DV3 - SN4041; ConvF(1, 1, 1) @ 2412 MHz; Calibrated: 3/18/2020
- Sensor-Surface: (Fix Surface)
- Electronics: DAE4 Sn1357; Calibrated: 2/20/2020
- Phantom: HAC Test Arch with AMCC; Type: SD HAC P01 BB
- Measurement SW: DASY52, Version 52.10 (4);SEMCAD X Version 14.6.14 (7483)

802.11g E-Field measurement/DSSS/OFDM, 54 Mbps_ch 1/Hearing Aid Compatibility Test (101x101x1): Interpolated grid: dx=0.5000 mm, dy=0.5000 mm

Device Reference Point: 0, 0, -6.3 mm
Reference Value = 31.20 V/m; Power Drift = -0.01 dB
Applied MIF = 0.12 dB
RF audio interference level = 29.78 dBV/m
Emission category: M4

MIF scaled E-field

Grid 1 **M4** **23.46 dBV/m**	Grid 2 **M4** **26.89 dBV/m**	Grid 3 **M4** **27.24 dBV/m**
Grid 4 **M4** **24.59 dBV/m**	Grid 5 **M4** **29.73 dBV/m**	Grid 6 **M4** **29.78 dBV/m**
Grid 7 **M3** **30.88 dBV/m**	Grid 8 **M3** **32.05 dBV/m**	Grid 9 **M3** **32.04 dBV/m**



0 dB = 40.05 V/m = 32.05 dBV/m

Wi-Fi 2.4 GHz ANT 4

Communication System: UID 10077 - CAB, IEEE 802.11g WiFi 2.4 GHz (DSSS/OFDM, 54 Mbps); Frequency: 2437 MHz; Duty Cycle: 1:12.5777
Phantom section: RF Section
DASY5 Configuration:
- Probe: EF3DV3 - SN4041; ConvF(1, 1, 1) @ 2437 MHz; Calibrated: 3/18/2020
- Sensor-Surface: (Fix Surface)
- Electronics: DAE4 Sn1357; Calibrated: 2/20/2020
- Phantom: HAC Test Arch with AMCC; Type: SD HAC P01 BB
- Measurement SW: DASY52, Version 52.10 (4);SEMCAD X Version 14.6.14 (7483)

802.11g E-Field measurement/DSSS/OFDM, 54 Mbps_ch 6/Hearing Aid Compatibility Test (101x101x1): Interpolated grid: dx=0.5000 mm, dy=0.5000 mm

Device Reference Point: 0, 0, -6.3 mm
Reference Value = 36.65 V/m; Power Drift = 0.04 dB
Applied MIF = 0.12 dB
RF audio interference level = 31.05 dBV/m
Emission category: M3

MIF scaled E-field

Grid 1 **M4** **23.91 dBV/m**	Grid 2 **M4** **28.21 dBV/m**	Grid 3 **M4** **28.58 dBV/m**
Grid 4 **M4** **25.8 dBV/m**	Grid 5 **M3** **31 dBV/m**	Grid 6 **M3** **31.05 dBV/m**
Grid 7 **M3** **31.57 dBV/m**	Grid 8 **M3** **33.04 dBV/m**	Grid 9 **M3** **33.02 dBV/m**



0 dB = 44.87 V/m = 33.04 dBV/m

Wi-Fi 2.4 GHz ANT 4

Communication System: UID 10077 - CAB, IEEE 802.11g WiFi 2.4 GHz (DSSS/OFDM, 54 Mbps); Frequency: 2462 MHz; Duty Cycle: 1:12.5777
Phantom section: RF Section
DASY5 Configuration:
- Probe: EF3DV3 - SN4041; ConvF(1, 1, 1) @ 2462 MHz; Calibrated: 3/18/2020
- Sensor-Surface: (Fix Surface)
- Electronics: DAE4 Sn1357; Calibrated: 2/20/2020
- Phantom: HAC Test Arch with AMCC; Type: SD HAC P01 BB
- Measurement SW: DASY52, Version 52.10 (4);SEMCAD X Version 14.6.14 (7483)

802.11g E-Field measurement/DSSS/OFDM, 54 Mbps_ch 11/Hearing Aid Compatibility Test (101x101x1): Interpolated grid: dx=0.5000 mm, dy=0.5000 mm

Device Reference Point: 0, 0, -6.3 mm
Reference Value = 36.24 V/m; Power Drift = 0.01 dB
Applied MIF = 0.12 dB
RF audio interference level = 30.95 dBV/m
Emission category: M3

MIF scaled E-field

Grid 1 **M4** **23.87 dBV/m**	Grid 2 **M4** **28.25 dBV/m**	Grid 3 **M4** **28.61 dBV/m**
Grid 4 **M4** **25.7 dBV/m**	Grid 5 **M3** **30.95 dBV/m**	Grid 6 **M3** **30.99 dBV/m**
Grid 7 **M3** **30.39 dBV/m**	Grid 8 **M3** **32.97 dBV/m**	Grid 9 **M3** **32.95 dBV/m**

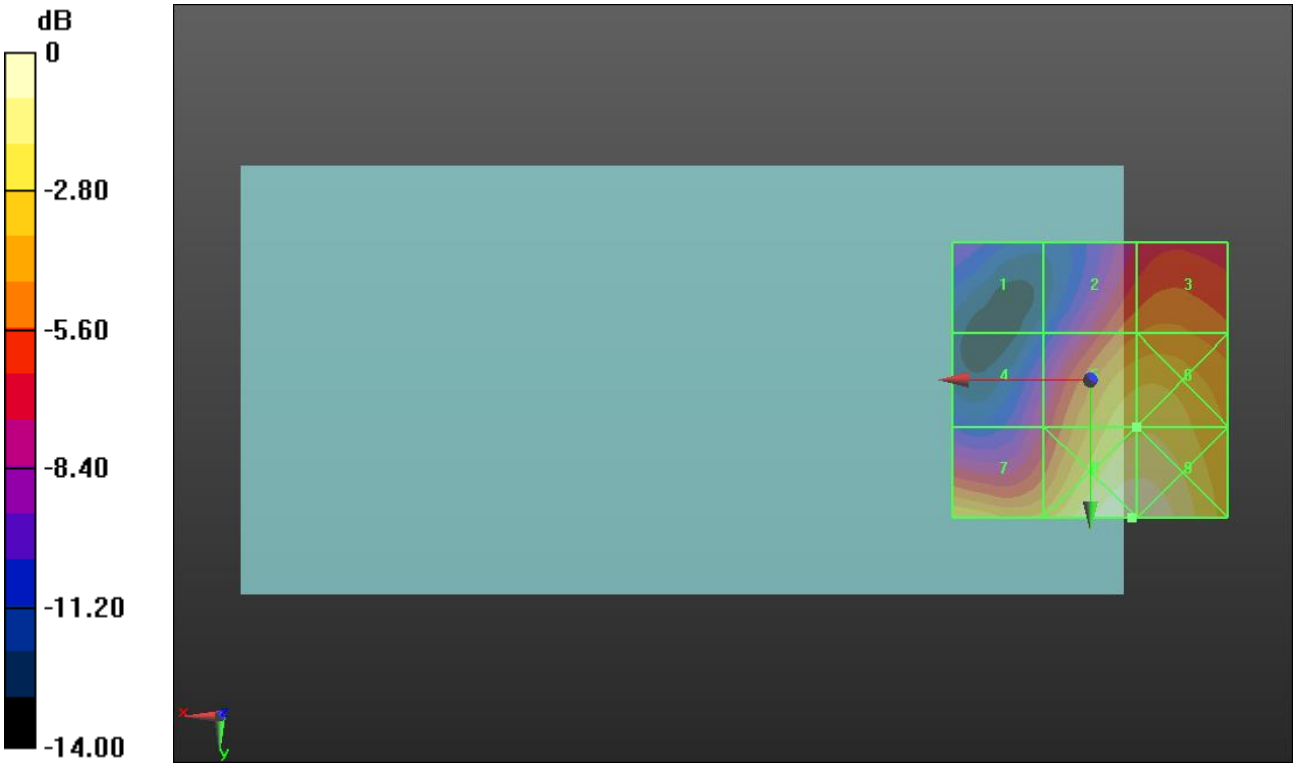

0 dB = 44.51 V/m = 32.97 dBV/m

Wi-Fi 5 GHz ANT 5

Communication System: UID 10069 - CAC, IEEE 802.11a/h WiFi 5 GHz (OFDM, 54 Mbps); Frequency: 5200 MHz; Duty Cycle: 1:11.3789
Phantom section: RF Section
DASY5 Configuration:
- Probe: EF3DV3 - SN4041; ConvF(1, 1, 1) @ 5200 MHz; Calibrated: 3/18/2020
- Sensor-Surface: (Fix Surface)
- Electronics: DAE4 Sn1357; Calibrated: 2/20/2020
- Phantom: HAC Test Arch with AMCC; Type: SD HAC P01 BB
- Measurement SW: DASY52, Version 52.10 (4);SEMCAD X Version 14.6.14 (7483)

802.11a (5.2 GHz) E-Field measurement/OFDM, 54 Mbps_ch 40/Hearing Aid Compatibility Test (101x101x1): Interpolated grid: dx=0.5000 mm, dy=0.5000 mm

Device Reference Point: 0, 0, -6.3 mm
Reference Value = 9.893 V/m; Power Drift = 0.93 dB
Applied MIF = -3.15 dB
RF audio interference level = 15.99 dBV/m
Emission category: M4

MIF scaled E-field

Grid 1 **M4** **14.49 dBV/m**	Grid 2 **M4** **15.43 dBV/m**	Grid 3 **M4** **15.4 dBV/m**
Grid 4 **M4** **17.7 dBV/m**	Grid 5 **M4** **15.99 dBV/m**	Grid 6 **M4** **15.14 dBV/m**
Grid 7 **M4** **17.86 dBV/m**	Grid 8 **M4** **15.4 dBV/m**	Grid 9 **M4** **12.11 dBV/m**



0 dB = 7.818 V/m = 17.86 dBV/m

Wi-Fi 5 GHz ANT 5

Communication System: UID 10069 - CAC, IEEE 802.11a/h WiFi 5 GHz (OFDM, 54 Mbps); Frequency: 5220 MHz; Duty Cycle: 1:11.3789
Phantom section: RF Section
DASY5 Configuration:
- Probe: EF3DV3 - SN4041; ConvF(1, 1, 1) @ 5220 MHz; Calibrated: 3/18/2020
- Sensor-Surface: (Fix Surface)
- Electronics: DAE4 Sn1357; Calibrated: 2/20/2020
- Phantom: HAC Test Arch with AMCC; Type: SD HAC P01 BB
- Measurement SW: DASY52, Version 52.10 (4);SEMCAD X Version 14.6.14 (7483)

802.11a (5.2 GHz) E-Field measurement/OFDM, 54 Mbps_ch 44/Hearing Aid Compatibility Test (101x101x1): Interpolated grid: dx=0.5000 mm, dy=0.5000 mm

Device Reference Point: 0, 0, -6.3 mm
Reference Value = 9.683 V/m; Power Drift = 0.42 dB
Applied MIF = -3.15 dB
RF audio interference level = 15.63 dBV/m
Emission category: M4

MIF scaled E-field

Grid 1 **M4** **14.26 dBV/m**	Grid 2 **M4** **15.37 dBV/m**	Grid 3 **M4** **15.4 dBV/m**
Grid 4 **M4** **17.61 dBV/m**	Grid 5 **M4** **15.63 dBV/m**	Grid 6 **M4** **15.17 dBV/m**
Grid 7 **M4** **17.75 dBV/m**	Grid 8 **M4** **15.31 dBV/m**	Grid 9 **M4** **12.42 dBV/m**



0 dB = 7.721 V/m = 17.75 dBV/m

Wi-Fi 5 GHz ANT 5

Communication System: UID 10069 - CAC, IEEE 802.11a/h WiFi 5 GHz (OFDM, 54 Mbps); Frequency: 5240 MHz; Duty Cycle: 1:11.3789
Phantom section: RF Section
DASY5 Configuration:
- Probe: EF3DV3 - SN4041; ConvF(1, 1, 1) @ 5240 MHz; Calibrated: 3/18/2020
- Sensor-Surface: (Fix Surface)
- Electronics: DAE4 Sn1357; Calibrated: 2/20/2020
- Phantom: HAC Test Arch with AMCC; Type: SD HAC P01 BB
- Measurement SW: DASY52, Version 52.10 (4);SEMCAD X Version 14.6.14 (7483)

802.11a (5.2 GHz) E-Field measurement/OFDM, 54 Mbps_ch 48/Hearing Aid Compatibility Test (101x101x1): Interpolated grid: dx=0.5000 mm, dy=0.5000 mm

Device Reference Point: 0, 0, -6.3 mm
Reference Value = 9.477 V/m; Power Drift = 0.32 dB
Applied MIF = -3.15 dB
RF audio interference level = 15.29 dBV/m
Emission category: M4

MIF scaled E-field

Grid 1 **M4** **14.22 dBV/m**	Grid 2 **M4** **15.07 dBV/m**	Grid 3 **M4** **15.11 dBV/m**
Grid 4 **M4** **16.78 dBV/m**	Grid 5 **M4** **15.29 dBV/m**	Grid 6 **M4** **14.92 dBV/m**
Grid 7 **M4** **17.1 dBV/m**	Grid 8 **M4** **15.15 dBV/m**	Grid 9 **M4** **12.47 dBV/m**



0 dB = 7.160 V/m = 17.10 dBV/m

Wi-Fi 5 GHz ANT 5

Communication System: UID 10069 - CAC, IEEE 802.11a/h WiFi 5 GHz (OFDM, 54 Mbps); Frequency: 5260 MHz; Duty Cycle: 1:11.3789
Phantom section: RF Section
DASY5 Configuration:
- Probe: EF3DV3 - SN4041; ConvF(1, 1, 1) @ 5260 MHz; Calibrated: 3/18/2020
- Sensor-Surface: (Fix Surface)
- Electronics: DAE4 Sn1357; Calibrated: 2/20/2020
- Phantom: HAC Test Arch with AMCC; Type: SD HAC P01 BB
- Measurement SW: DASY52, Version 52.10 (4);SEMCAD X Version 14.6.14 (7483)

802.11a (5.3 GHz) E-Field measurement/OFDM, 54 Mbps_ch 52/Hearing Aid Compatibility Test (101x101x1): Interpolated grid: dx=0.5000 mm, dy=0.5000 mm

Device Reference Point: 0, 0, -6.3 mm
Reference Value = 9.621 V/m; Power Drift = 0.18 dB
Applied MIF = -3.15 dB
RF audio interference level = 14.37 dBV/m
Emission category: M4

MIF scaled E-field

Grid 1 **M4** **14.24 dBV/m**	Grid 2 **M4** **14.24 dBV/m**	Grid 3 **M4** **14.24 dBV/m**
Grid 4 **M4** **16.15 dBV/m**	Grid 5 **M4** **14.37 dBV/m**	Grid 6 **M4** **14.18 dBV/m**
Grid 7 **M4** **16.63 dBV/m**	Grid 8 **M4** **14.27 dBV/m**	Grid 9 **M4** **11.72 dBV/m**



0 dB = 6.780 V/m = 16.62 dBV/m

Wi-Fi 5 GHz ANT 5

Communication System: UID 10069 - CAC, IEEE 802.11a/h WiFi 5 GHz (OFDM, 54 Mbps); Frequency: 5280 MHz; Duty Cycle: 1:11.3789
Phantom section: RF Section
DASY5 Configuration:
- Probe: EF3DV3 - SN4041; ConvF(1, 1, 1) @ 5280 MHz; Calibrated: 3/18/2020
- Sensor-Surface: (Fix Surface)
- Electronics: DAE4 Sn1357; Calibrated: 2/20/2020
- Phantom: HAC Test Arch with AMCC; Type: SD HAC P01 BB
- Measurement SW: DASY52, Version 52.10 (4);SEMCAD X Version 14.6.14 (7483)

802.11a (5.3 GHz) E-Field measurement/OFDM, 54 Mbps_ch 56/Hearing Aid Compatibility Test (101x101x1): Interpolated grid: dx=0.5000 mm, dy=0.5000 mm

Device Reference Point: 0, 0, -6.3 mm
Reference Value = 8.622 V/m; Power Drift = 0.81 dB
Applied MIF = -3.15 dB
RF audio interference level = 14.43 dBV/m
Emission category: M4

MIF scaled E-field

Grid 1 **M4** **13.91 dBV/m**	Grid 2 **M4** **14.25 dBV/m**	Grid 3 **M4** **14.14 dBV/m**
Grid 4 **M4** **15.99 dBV/m**	Grid 5 **M4** **14.43 dBV/m**	Grid 6 **M4** **14.11 dBV/m**
Grid 7 **M4** **16.3 dBV/m**	Grid 8 **M4** **14.43 dBV/m**	Grid 9 **M4** **12.08 dBV/m**



0 dB = 6.534 V/m = 16.30 dBV/m

Wi-Fi 5 GHz ANT 5

Communication System: UID 10069 - CAC, IEEE 802.11a/h WiFi 5 GHz (OFDM, 54 Mbps); Frequency: 5300 MHz; Duty Cycle: 1:11.3789
Phantom section: RF Section
DASY5 Configuration:
- Probe: EF3DV3 - SN4041; ConvF(1, 1, 1) @ 5300 MHz; Calibrated: 3/18/2020
- Sensor-Surface: (Fix Surface)
- Electronics: DAE4 Sn1357; Calibrated: 2/20/2020
- Phantom: HAC Test Arch with AMCC; Type: SD HAC P01 BB
- Measurement SW: DASY52, Version 52.10 (4);SEMCAD X Version 14.6.14 (7483)

802.11a (5.3 GHz) E-Field measurement/OFDM, 54 Mbps_ch 60/Hearing Aid Compatibility Test (101x101x1): Interpolated grid: dx=0.5000 mm, dy=0.5000 mm

Device Reference Point: 0, 0, -6.3 mm
Reference Value = 8.682 V/m; Power Drift = 0.55 dB
Applied MIF = -3.15 dB
RF audio interference level = 14.07 dBV/m
Emission category: M4

MIF scaled E-field

Grid 1 **M4** **14.14 dBV/m**	Grid 2 **M4** **13.78 dBV/m**	Grid 3 **M4** **13.86 dBV/m**
Grid 4 **M4** **15.44 dBV/m**	Grid 5 **M4** **14.07 dBV/m**	Grid 6 **M4** **13.76 dBV/m**
Grid 7 **M4** **15.56 dBV/m**	Grid 8 **M4** **14.03 dBV/m**	Grid 9 **M4** **12.26 dBV/m**



0 dB = 5.998 V/m = 15.56 dBV/m

Wi-Fi 5 GHz ANT 5

Communication System: UID 10069 - CAC, IEEE 802.11a/h WiFi 5 GHz (OFDM, 54 Mbps); Frequency: 5520 MHz; Duty Cycle: 1:11.3789
Phantom section: RF Section
DASY5 Configuration:
- Probe: EF3DV3 - SN4041; ConvF(1, 1, 1) @ 5520 MHz; Calibrated: 3/18/2020
- Sensor-Surface: (Fix Surface)
- Electronics: DAE4 Sn1357; Calibrated: 2/20/2020
- Phantom: HAC Test Arch with AMCC; Type: SD HAC P01 BB
- Measurement SW: DASY52, Version 52.10 (4);SEMCAD X Version 14.6.14 (7483)

802.11a (5.5 GHz) E-Field measurement/OFDM, 54 Mbps_ch 104/Hearing Aid Compatibility Test (101x101x1): Interpolated grid: dx=0.5000 mm, dy=0.5000 mm

Device Reference Point: 0, 0, -6.3 mm
Reference Value = 9.528 V/m; Power Drift = 0.34 dB
Applied MIF = -3.15 dB
RF audio interference level = 17.29 dBV/m
Emission category: M4

MIF scaled E-field

Grid 1 **M4** **17.13 dBV/m**	Grid 2 **M4** **16.73 dBV/m**	Grid 3 **M4** **16.79 dBV/m**
Grid 4 **M4** **18.46 dBV/m**	Grid 5 **M4** **17.29 dBV/m**	Grid 6 **M4** **16.04 dBV/m**
Grid 7 **M4** **18.81 dBV/m**	Grid 8 **M4** **17.63 dBV/m**	Grid 9 **M4** **15.22 dBV/m**



0 dB = 8.717 V/m = 18.81 dBV/m

Wi-Fi 5 GHz ANT 5

Communication System: UID 10069 - CAC, IEEE 802.11a/h WiFi 5 GHz (OFDM, 54 Mbps); Frequency: 5620 MHz; Duty Cycle: 1:11.3789
Phantom section: RF Section
DASY5 Configuration:
- Probe: EF3DV3 - SN4041; ConvF(1, 1, 1) @ 5620 MHz; Calibrated: 3/18/2020
- Sensor-Surface: (Fix Surface)
- Electronics: DAE4 Sn1357; Calibrated: 2/20/2020
- Phantom: HAC Test Arch with AMCC; Type: SD HAC P01 BB
- Measurement SW: DASY52, Version 52.10 (4);SEMCAD X Version 14.6.14 (7483)

802.11a (5.5 GHz) E-Field measurement/OFDM, 54 Mbps_ch 124/Hearing Aid Compatibility Test (101x101x1): Interpolated grid: dx=0.5000 mm, dy=0.5000 mm

Device Reference Point: 0, 0, -6.3 mm
Reference Value = 10.15 V/m; Power Drift = 0.21 dB
Applied MIF = -3.15 dB
RF audio interference level = 18.77 dBV/m
Emission category: M4

MIF scaled E-field

Grid 1 **M4** **19.92 dBV/m**	Grid 2 **M4** **19.03 dBV/m**	Grid 3 **M4** **18.95 dBV/m**
Grid 4 **M4** **18.04 dBV/m**	Grid 5 **M4** **17.52 dBV/m**	Grid 6 **M4** **16.17 dBV/m**
Grid 7 **M4** **18.77 dBV/m**	Grid 8 **M4** **18.46 dBV/m**	Grid 9 **M4** **17.35 dBV/m**

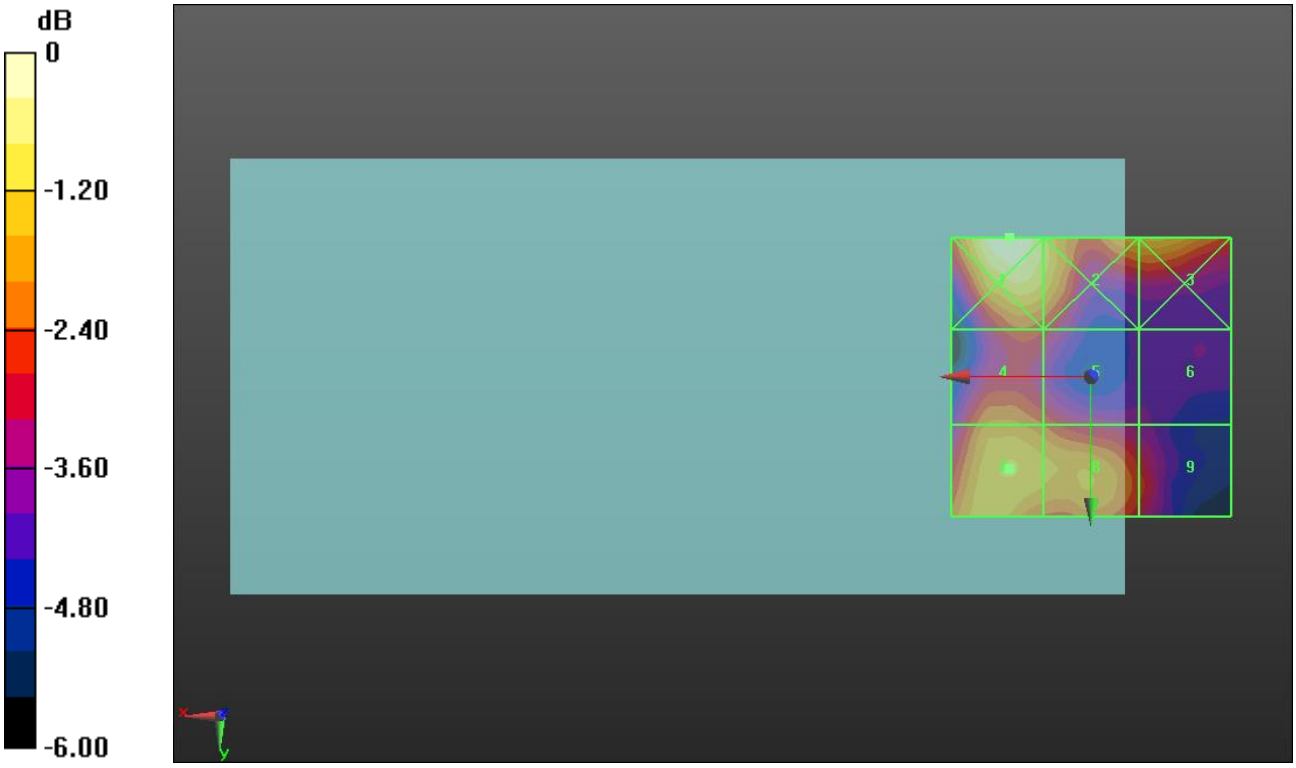

0 dB = 9.912 V/m = 19.92 dBV/m

Wi-Fi 5 GHz ANT 5

Communication System: UID 10069 - CAC, IEEE 802.11a/h WiFi 5 GHz (OFDM, 54 Mbps); Frequency: 5720 MHz; Duty Cycle: 1:11.3789
Phantom section: RF Section
DASY5 Configuration:
- Probe: EF3DV3 - SN4041; ConvF(1, 1, 1) @ 5720 MHz; Calibrated: 3/18/2020
- Sensor-Surface: (Fix Surface)
- Electronics: DAE4 Sn1357; Calibrated: 2/20/2020
- Phantom: HAC Test Arch with AMCC; Type: SD HAC P01 BB
- Measurement SW: DASY52, Version 52.10 (4);SEMCAD X Version 14.6.14 (7483)

802.11a (5.5 GHz) E-Field measurement/OFDM, 54 Mbps_ch 144/Hearing Aid Compatibility Test (101x101x1): Interpolated grid: dx=0.5000 mm, dy=0.5000 mm

Device Reference Point: 0, 0, -6.3 mm
Reference Value = 11.24 V/m; Power Drift = 0.44 dB
Applied MIF = -3.15 dB
RF audio interference level = 18.41 dBV/m
Emission category: M4

MIF scaled E-field

Grid 1 **M4** **20.06 dBV/m**	Grid 2 **M4** **19 dBV/m**	Grid 3 **M4** **19.61 dBV/m**
Grid 4 **M4** **18.41 dBV/m**	Grid 5 **M4** **18.1 dBV/m**	Grid 6 **M4** **16.26 dBV/m**
Grid 7 **M4** **17.39 dBV/m**	Grid 8 **M4** **17.54 dBV/m**	Grid 9 **M4** **17.22 dBV/m**



0 dB = 10.07 V/m = 20.06 dBV/m

Wi-Fi 5 GHz ANT 5

Communication System: UID 10069 - CAC, IEEE 802.11a/h WiFi 5 GHz (OFDM, 54 Mbps); Frequency: 5745 MHz; Duty Cycle: 1:11.3789
Phantom section: RF Section
DASY5 Configuration:
- Probe: EF3DV3 - SN4041; ConvF(1, 1, 1) @ 5745 MHz; Calibrated: 3/18/2020
- Sensor-Surface: (Fix Surface)
- Electronics: DAE4 Sn1357; Calibrated: 2/20/2020
- Phantom: HAC Test Arch with AMCC; Type: SD HAC P01 BB
- Measurement SW: DASY52, Version 52.10 (4);SEMCAD X Version 14.6.14 (7483)

802.11a (5.8 GHz) E-Field measurement/OFDM, 54 Mbps_ch 149/Hearing Aid Compatibility Test (101x101x1): Interpolated grid: dx=0.5000 mm, dy=0.5000 mm

Device Reference Point: 0, 0, -6.3 mm
Reference Value = 10.55 V/m; Power Drift = 0.29 dB
Applied MIF = -3.15 dB
RF audio interference level = 18.51 dBV/m
Emission category: M4

MIF scaled E-field

Grid 1 **M4** **19.81 dBV/m**	Grid 2 **M4** **18.53 dBV/m**	Grid 3 **M4** **19.02 dBV/m**
Grid 4 **M4** **18.51 dBV/m**	Grid 5 **M4** **18.07 dBV/m**	Grid 6 **M4** **16.47 dBV/m**
Grid 7 **M4** **17.12 dBV/m**	Grid 8 **M4** **17.28 dBV/m**	Grid 9 **M4** **16.13 dBV/m**



0 dB = 9.782 V/m = 19.81 dBV/m

Wi-Fi 5 GHz ANT 5

Communication System: UID 10069 - CAC, IEEE 802.11a/h WiFi 5 GHz (OFDM, 54 Mbps); Frequency: 5785 MHz; Duty Cycle: 1:11.3789
Phantom section: RF Section
DASY5 Configuration:
- Probe: EF3DV3 - SN4041; ConvF(1, 1, 1) @ 5785 MHz; Calibrated: 3/18/2020
- Sensor-Surface: (Fix Surface)
- Electronics: DAE4 Sn1357; Calibrated: 2/20/2020
- Phantom: HAC Test Arch with AMCC; Type: SD HAC P01 BB
- Measurement SW: DASY52, Version 52.10 (4);SEMCAD X Version 14.6.14 (7483)

802.11a (5.8 GHz) E-Field measurement/OFDM, 54 Mbps_ch 157/Hearing Aid Compatibility Test (101x101x1): Interpolated grid: dx=0.5000 mm, dy=0.5000 mm

Device Reference Point: 0, 0, -6.3 mm
Reference Value = 10.63 V/m; Power Drift = 0.31 dB
Applied MIF = -3.15 dB
RF audio interference level = 17.82 dBV/m
Emission category: M4

MIF scaled E-field

Grid 1 **M4** **18.31 dBV/m**	Grid 2 **M4** **17.85 dBV/m**	Grid 3 **M4** **18.25 dBV/m**
Grid 4 **M4** **17.82 dBV/m**	Grid 5 **M4** **17.28 dBV/m**	Grid 6 **M4** **15.98 dBV/m**
Grid 7 **M4** **15.99 dBV/m**	Grid 8 **M4** **16.61 dBV/m**	Grid 9 **M4** **15.9 dBV/m**



0 dB = 8.228 V/m = 18.31 dBV/m

Wi-Fi 5 GHz ANT 5

Communication System: UID 10069 - CAC, IEEE 802.11a/h WiFi 5 GHz (OFDM, 54 Mbps); Frequency: 5825 MHz; Duty Cycle: 1:11.3789
Phantom section: RF Section
DASY5 Configuration:
- Probe: EF3DV3 - SN4041; ConvF(1, 1, 1) @ 5825 MHz; Calibrated: 3/18/2020
- Sensor-Surface: (Fix Surface)
- Electronics: DAE4 Sn1357; Calibrated: 2/20/2020
- Phantom: HAC Test Arch with AMCC; Type: SD HAC P01 BB
- Measurement SW: DASY52, Version 52.10 (4);SEMCAD X Version 14.6.14 (7483)

802.11a (5.8 GHz) E-Field measurement/OFDM, 54 Mbps_ch 165/Hearing Aid Compatibility Test (101x101x1): Interpolated grid: dx=0.5000 mm, dy=0.5000 mm

Device Reference Point: 0, 0, -6.3 mm
Reference Value = 10.60 V/m; Power Drift = 0.45 dB
Applied MIF = -3.15 dB
RF audio interference level = 17.26 dBV/m
Emission category: M4

MIF scaled E-field

Grid 1 **M4** **16.98 dBV/m**	Grid 2 **M4** **16.3 dBV/m**	Grid 3 **M4** **16.59 dBV/m**
Grid 4 **M4** **17.46 dBV/m**	Grid 5 **M4** **17.26 dBV/m**	Grid 6 **M4** **15.24 dBV/m**
Grid 7 **M4** **16.22 dBV/m**	Grid 8 **M4** **16.17 dBV/m**	Grid 9 **M4** **15.49 dBV/m**



0 dB = 7.462 V/m = 17.46 dBV/m

Wi-Fi 5 GHz ANT 6

Communication System: UID 10069 - CAC, IEEE 802.11a/h WiFi 5 GHz (OFDM, 54 Mbps); Frequency: 5200 MHz; Duty Cycle: 1:11.3789
Phantom section: RF Section
DASY5 Configuration:
- Probe: EF3DV3 - SN4041; ConvF(1, 1, 1) @ 5200 MHz; Calibrated: 3/18/2020
- Sensor-Surface: (Fix Surface)
- Electronics: DAE4 Sn1357; Calibrated: 2/20/2020
- Phantom: HAC Test Arch with AMCC; Type: SD HAC P01 BB
- Measurement SW: DASY52, Version 52.10 (4);SEMCAD X Version 14.6.14 (7483)

802.11a (5.2 GHz) E-Field measurement/OFDM, 54 Mbps_ch 40/Hearing Aid Compatibility Test (101x101x1): Interpolated grid: dx=0.5000 mm, dy=0.5000 mm

Device Reference Point: 0, 0, -6.3 mm
Reference Value = 25.73 V/m; Power Drift = -0.24 dB
Applied MIF = -3.15 dB
RF audio interference level = 24.90 dBV/m
Emission category: M4

MIF scaled E-field

Grid 1 **M4** **27.3 dBV/m**	Grid 2 **M4** **29.66 dBV/m**	Grid 3 **M4** **28.69 dBV/m**
Grid 4 **M4** **23.46 dBV/m**	Grid 5 **M4** **24.9 dBV/m**	Grid 6 **M4** **24.33 dBV/m**
Grid 7 **M4** **22.6 dBV/m**	Grid 8 **M4** **23.46 dBV/m**	Grid 9 **M4** **23.39 dBV/m**



0 dB = 30.40 V/m = 29.66 dBV/m

Wi-Fi 5 GHz ANT 6

Communication System: UID 10069 - CAC, IEEE 802.11a/h WiFi 5 GHz (OFDM, 54 Mbps); Frequency: 5220 MHz; Duty Cycle: 1:11.3789
Phantom section: RF Section
DASY5 Configuration:
- Probe: EF3DV3 - SN4041; ConvF(1, 1, 1) @ 5220 MHz; Calibrated: 3/18/2020
- Sensor-Surface: (Fix Surface)
- Electronics: DAE4 Sn1357; Calibrated: 2/20/2020
- Phantom: HAC Test Arch with AMCC; Type: SD HAC P01 BB
- Measurement SW: DASY52, Version 52.10 (4);SEMCAD X Version 14.6.14 (7483)

802.11a (5.2 GHz) E-Field measurement/OFDM, 54 Mbps_ch 44/Hearing Aid Compatibility Test (101x101x1): Interpolated grid: dx=0.5000 mm, dy=0.5000 mm

Device Reference Point: 0, 0, -6.3 mm
Reference Value = 26.01 V/m; Power Drift = -0.03 dB
Applied MIF = -3.15 dB
RF audio interference level = 25.27 dBV/m
Emission category: M4

MIF scaled E-field

Grid 1 **M4** **27.42 dBV/m**	Grid 2 **M4** **29.92 dBV/m**	Grid 3 **M4** **28.9 dBV/m**
Grid 4 **M4** **24.17 dBV/m**	Grid 5 **M4** **25.27 dBV/m**	Grid 6 **M4** **24.48 dBV/m**
Grid 7 **M4** **22.87 dBV/m**	Grid 8 **M4** **23.71 dBV/m**	Grid 9 **M4** **23.65 dBV/m**



0 dB = 31.33 V/m = 29.92 dBV/m

Wi-Fi 5 GHz ANT 6

Communication System: UID 10069 - CAC, IEEE 802.11a/h WiFi 5 GHz (OFDM, 54 Mbps); Frequency: 5240 MHz; Duty Cycle: 1:11.3789
Phantom section: RF Section
DASY5 Configuration:
- Probe: EF3DV3 - SN4041; ConvF(1, 1, 1) @ 5240 MHz; Calibrated: 3/18/2020
- Sensor-Surface: (Fix Surface)
- Electronics: DAE4 Sn1357; Calibrated: 2/20/2020
- Phantom: HAC Test Arch with AMCC; Type: SD HAC P01 BB
- Measurement SW: DASY52, Version 52.10 (4);SEMCAD X Version 14.6.14 (7483)

802.11a (5.2 GHz) E-Field measurement/OFDM, 54 Mbps_ch 48/Hearing Aid Compatibility Test (101x101x1): Interpolated grid: dx=0.5000 mm, dy=0.5000 mm

Device Reference Point: 0, 0, -6.3 mm
Reference Value = 26.71 V/m; Power Drift = -0.09 dB
Applied MIF = -3.15 dB
RF audio interference level = 25.03 dBV/m
Emission category: M4

MIF scaled E-field

Grid 1 **M4** **27.15 dBV/m**	Grid 2 **M4** **29.8 dBV/m**	Grid 3 **M4** **28.73 dBV/m**
Grid 4 **M4** **23.92 dBV/m**	Grid 5 **M4** **25.03 dBV/m**	Grid 6 **M4** **24.25 dBV/m**
Grid 7 **M4** **22.73 dBV/m**	Grid 8 **M4** **23.52 dBV/m**	Grid 9 **M4** **23.33 dBV/m**



0 dB = 30.91 V/m = 29.80 dBV/m

Wi-Fi 5 GHz ANT 6

Communication System: UID 10069 - CAC, IEEE 802.11a/h WiFi 5 GHz (OFDM, 54 Mbps); Frequency: 5260 MHz; Duty Cycle: 1:11.3789
Phantom section: RF Section
DASY5 Configuration:
- Probe: EF3DV3 - SN4041; ConvF(1, 1, 1) @ 5260 MHz; Calibrated: 3/18/2020
- Sensor-Surface: (Fix Surface)
- Electronics: DAE4 Sn1357; Calibrated: 2/20/2020
- Phantom: HAC Test Arch with AMCC; Type: SD HAC P01 BB
- Measurement SW: DASY52, Version 52.10 (4);SEMCAD X Version 14.6.14 (7483)

802.11a (5.3 GHz) E-Field measurement/OFDM, 54 Mbps_ch 52/Hearing Aid Compatibility Test (101x101x1): Interpolated grid: dx=0.5000 mm, dy=0.5000 mm

Device Reference Point: 0, 0, -6.3 mm
Reference Value = 26.72 V/m; Power Drift = -0.11 dB
Applied MIF = -3.15 dB
RF audio interference level = 24.81 dBV/m
Emission category: M4

MIF scaled E-field

Grid 1 **M4** **27.04 dBV/m**	Grid 2 **M4** **29.75 dBV/m**	Grid 3 **M4** **28.66 dBV/m**
Grid 4 **M4** **23.74 dBV/m**	Grid 5 **M4** **24.81 dBV/m**	Grid 6 **M4** **24.05 dBV/m**
Grid 7 **M4** **22.88 dBV/m**	Grid 8 **M4** **23.41 dBV/m**	Grid 9 **M4** **23.29 dBV/m**



0 dB = 30.73 V/m = 29.75 dBV/m

Wi-Fi 5 GHz ANT 6

Communication System: UID 10069 - CAC, IEEE 802.11a/h WiFi 5 GHz (OFDM, 54 Mbps); Frequency: 5280 MHz; Duty Cycle: 1:11.3789
Phantom section: RF Section
DASY5 Configuration:
- Probe: EF3DV3 - SN4041; ConvF(1, 1, 1) @ 5280 MHz; Calibrated: 3/18/2020
- Sensor-Surface: (Fix Surface)
- Electronics: DAE4 Sn1357; Calibrated: 2/20/2020
- Phantom: HAC Test Arch with AMCC; Type: SD HAC P01 BB
- Measurement SW: DASY52, Version 52.10 (4);SEMCAD X Version 14.6.14 (7483)

802.11a (5.3 GHz) E-Field measurement/OFDM, 54 Mbps_ch 56/Hearing Aid Compatibility Test (101x101x1): Interpolated grid: dx=0.5000 mm, dy=0.5000 mm

Device Reference Point: 0, 0, -6.3 mm
Reference Value = 27.38 V/m; Power Drift = -0.00 dB
Applied MIF = -3.15 dB
RF audio interference level = 25.15 dBV/m
Emission category: M4

MIF scaled E-field

Grid 1 **M4** **26.85 dBV/m**	Grid 2 **M4** **29.6 dBV/m**	Grid 3 **M4** **28.42 dBV/m**
Grid 4 **M4** **24.14 dBV/m**	Grid 5 **M4** **25.15 dBV/m**	Grid 6 **M4** **24.3 dBV/m**
Grid 7 **M4** **22.28 dBV/m**	Grid 8 **M4** **23.66 dBV/m**	Grid 9 **M4** **23.55 dBV/m**



0 dB = 30.20 V/m = 29.60 dBV/m

Wi-Fi 5 GHz ANT 6

Communication System: UID 10069 - CAC, IEEE 802.11a/h WiFi 5 GHz (OFDM, 54 Mbps); Frequency: 5300 MHz; Duty Cycle: 1:11.3789
Phantom section: RF Section
DASY5 Configuration:
- Probe: EF3DV3 - SN4041; ConvF(1, 1, 1) @ 5300 MHz; Calibrated: 3/18/2020
- Sensor-Surface: (Fix Surface)
- Electronics: DAE4 Sn1357; Calibrated: 2/20/2020
- Phantom: HAC Test Arch with AMCC; Type: SD HAC P01 BB
- Measurement SW: DASY52, Version 52.10 (4);SEMCAD X Version 14.6.14 (7483)

802.11a (5.3 GHz) E-Field measurement/OFDM, 54 Mbps_ch 60/Hearing Aid Compatibility Test (101x101x1): Interpolated grid: dx=0.5000 mm, dy=0.5000 mm

Device Reference Point: 0, 0, -6.3 mm
Reference Value = 27.35 V/m; Power Drift = -0.12 dB
Applied MIF = -3.15 dB
RF audio interference level = 24.83 dBV/m
Emission category: M4

MIF scaled E-field

Grid 1 **M4** **26.52 dBV/m**	Grid 2 **M4** **29.38 dBV/m**	Grid 3 **M4** **28.16 dBV/m**
Grid 4 **M4** **23.81 dBV/m**	Grid 5 **M4** **24.83 dBV/m**	Grid 6 **M4** **24.17 dBV/m**
Grid 7 **M4** **22.43 dBV/m**	Grid 8 **M4** **23.74 dBV/m**	Grid 9 **M4** **23.59 dBV/m**



0 dB = 29.43 V/m = 29.38 dBV/m

Wi-Fi 5 GHz ANT 6

Communication System: UID 10069 - CAC, IEEE 802.11a/h WiFi 5 GHz (OFDM, 54 Mbps); Frequency: 5520 MHz; Duty Cycle: 1:11.3789
Phantom section: RF Section
DASY5 Configuration:
- Probe: EF3DV3 - SN4041; ConvF(1, 1, 1) @ 5520 MHz; Calibrated: 3/18/2020
- Sensor-Surface: (Fix Surface)
- Electronics: DAE4 Sn1357; Calibrated: 2/20/2020
- Phantom: HAC Test Arch with AMCC; Type: SD HAC P01 BB
- Measurement SW: DASY52, Version 52.10 (4);SEMCAD X Version 14.6.14 (7483)

802.11a (5.5 GHz) E-Field measurement/OFDM, 54 Mbps_ch 104/Hearing Aid Compatibility Test (101x101x1): Interpolated grid: dx=0.5000 mm, dy=0.5000 mm

Device Reference Point: 0, 0, -6.3 mm
Reference Value = 23.87 V/m; Power Drift = 0.05 dB
Applied MIF = -3.15 dB
RF audio interference level = 24.93 dBV/m
Emission category: M4

MIF scaled E-field

Grid 1 **M4** **26.18 dBV/m**	Grid 2 **M4** **29.02 dBV/m**	Grid 3 **M4** **27.94 dBV/m**
Grid 4 **M4** **22.85 dBV/m**	Grid 5 **M4** **24.93 dBV/m**	Grid 6 **M4** **24.56 dBV/m**
Grid 7 **M4** **20.32 dBV/m**	Grid 8 **M4** **22.39 dBV/m**	Grid 9 **M4** **22.42 dBV/m**



0 dB = 28.25 V/m = 29.02 dBV/m

Wi-Fi 5 GHz ANT 6

Communication System: UID 10069 - CAC, IEEE 802.11a/h WiFi 5 GHz (OFDM, 54 Mbps); Frequency: 5620 MHz; Duty Cycle: 1:11.3789
Phantom section: RF Section
DASY5 Configuration:
- Probe: EF3DV3 - SN4041; ConvF(1, 1, 1) @ 5620 MHz; Calibrated: 3/18/2020
- Sensor-Surface: (Fix Surface)
- Electronics: DAE4 Sn1357; Calibrated: 2/20/2020
- Phantom: HAC Test Arch with AMCC; Type: SD HAC P01 BB
- Measurement SW: DASY52, Version 52.10 (4);SEMCAD X Version 14.6.14 (7483)

802.11a (5.5 GHz) E-Field measurement/OFDM, 54 Mbps_ch 124/Hearing Aid Compatibility Test (101x101x1): Interpolated grid: dx=0.5000 mm, dy=0.5000 mm

Device Reference Point: 0, 0, -6.3 mm
Reference Value = 23.91 V/m; Power Drift = 0.03 dB
Applied MIF = -3.15 dB
RF audio interference level = 24.21 dBV/m
Emission category: M4

MIF scaled E-field

Grid 1 **M4** **25.05 dBV/m**	Grid 2 **M4** **27.85 dBV/m**	Grid 3 **M4** **26.51 dBV/m**
Grid 4 **M4** **22.67 dBV/m**	Grid 5 **M4** **24.21 dBV/m**	Grid 6 **M4** **23.22 dBV/m**
Grid 7 **M4** **19.2 dBV/m**	Grid 8 **M4** **20.92 dBV/m**	Grid 9 **M4** **21.05 dBV/m**



0 dB = 24.68 V/m = 27.85 dBV/m

Wi-Fi 5 GHz ANT 6

Communication System: UID 10069 - CAC, IEEE 802.11a/h WiFi 5 GHz (OFDM, 54 Mbps); Frequency: 5720 MHz; Duty Cycle: 1:11.3789
Phantom section: RF Section
DASY5 Configuration:
- Probe: EF3DV3 - SN4041; ConvF(1, 1, 1) @ 5720 MHz; Calibrated: 3/18/2020
- Sensor-Surface: (Fix Surface)
- Electronics: DAE4 Sn1357; Calibrated: 2/20/2020
- Phantom: HAC Test Arch with AMCC; Type: SD HAC P01 BB
- Measurement SW: DASY52, Version 52.10 (4);SEMCAD X Version 14.6.14 (7483)

802.11a (5.5 GHz) E-Field measurement/OFDM, 54 Mbps_ch 144/Hearing Aid Compatibility Test (101x101x1): Interpolated grid: dx=0.5000 mm, dy=0.5000 mm

Device Reference Point: 0, 0, -6.3 mm
Reference Value = 21.23 V/m; Power Drift = 0.32 dB
Applied MIF = -3.15 dB
RF audio interference level = 22.54 dBV/m
Emission category: M4

MIF scaled E-field

Grid 1 **M4** **23.34 dBV/m**	Grid 2 **M4** **26.36 dBV/m**	Grid 3 **M4** **24.95 dBV/m**
Grid 4 **M4** **21.69 dBV/m**	Grid 5 **M4** **22.54 dBV/m**	Grid 6 **M4** **21.51 dBV/m**
Grid 7 **M4** **18.19 dBV/m**	Grid 8 **M4** **21.02 dBV/m**	Grid 9 **M4** **21.17 dBV/m**



0 dB = 20.80 V/m = 26.36 dBV/m

Wi-Fi 5 GHz ANT 6

Communication System: UID 10069 - CAC, IEEE 802.11a/h WiFi 5 GHz (OFDM, 54 Mbps); Frequency: 5745 MHz; Duty Cycle: 1:11.3789
Phantom section: RF Section
DASY5 Configuration:
- Probe: EF3DV3 - SN4041; ConvF(1, 1, 1) @ 5745 MHz; Calibrated: 3/18/2020
- Sensor-Surface: (Fix Surface)
- Electronics: DAE4 Sn1357; Calibrated: 2/20/2020
- Phantom: HAC Test Arch with AMCC; Type: SD HAC P01 BB
- Measurement SW: DASY52, Version 52.10 (4);SEMCAD X Version 14.6.14 (7483)

802.11a (5.8 GHz) E-Field measurement/OFDM, 54 Mbps_ch 149/Hearing Aid Compatibility Test (101x101x1): Interpolated grid: dx=0.5000 mm, dy=0.5000 mm

Device Reference Point: 0, 0, -6.3 mm
Reference Value = 20.14 V/m; Power Drift = -0.17 dB
Applied MIF = -3.15 dB
RF audio interference level = 21.76 dBV/m
Emission category: M4

MIF scaled E-field

Grid 1 **M4** **22.5 dBV/m**	Grid 2 **M4** **25.31 dBV/m**	Grid 3 **M4** **23.98 dBV/m**
Grid 4 **M4** **21.06 dBV/m**	Grid 5 **M4** **21.76 dBV/m**	Grid 6 **M4** **20.59 dBV/m**
Grid 7 **M4** **17.53 dBV/m**	Grid 8 **M4** **20.2 dBV/m**	Grid 9 **M4** **20.28 dBV/m**



0 dB = 18.43 V/m = 25.31 dBV/m

Wi-Fi 5 GHz ANT 6

Communication System: UID 10069 - CAC, IEEE 802.11a/h WiFi 5 GHz (OFDM, 54 Mbps); Frequency: 5785 MHz; Duty Cycle: 1:11.3789
Phantom section: RF Section
DASY5 Configuration:
- Probe: EF3DV3 - SN4041; ConvF(1, 1, 1) @ 5785 MHz; Calibrated: 3/18/2020
- Sensor-Surface: (Fix Surface)
- Electronics: DAE4 Sn1357; Calibrated: 2/20/2020
- Phantom: HAC Test Arch with AMCC; Type: SD HAC P01 BB
- Measurement SW: DASY52, Version 52.10 (4);SEMCAD X Version 14.6.14 (7483)

802.11a (5.8 GHz) E-Field measurement/OFDM, 54 Mbps_ch 157/Hearing Aid Compatibility Test (101x101x1): Interpolated grid: dx=0.5000 mm, dy=0.5000 mm

Device Reference Point: 0, 0, -6.3 mm
Reference Value = 18.00 V/m; Power Drift = 0.03 dB
Applied MIF = -3.15 dB
RF audio interference level = 20.92 dBV/m
Emission category: M4

MIF scaled E-field

Grid 1 **M4** **21.84 dBV/m**	Grid 2 **M4** **24.83 dBV/m**	Grid 3 **M4** **23.5 dBV/m**
Grid 4 **M4** **20.33 dBV/m**	Grid 5 **M4** **20.92 dBV/m**	Grid 6 **M4** **19.95 dBV/m**
Grid 7 **M4** **16.91 dBV/m**	Grid 8 **M4** **19.81 dBV/m**	Grid 9 **M4** **19.81 dBV/m**



0 dB = 17.44 V/m = 24.83 dBV/m

Wi-Fi 5 GHz ANT 6

Communication System: UID 10069 - CAC, IEEE 802.11a/h WiFi 5 GHz (OFDM, 54 Mbps); Frequency: 5825 MHz; Duty Cycle: 1:11.3789
Phantom section: RF Section
DASY5 Configuration:
- Probe: EF3DV3 - SN4041; ConvF(1, 1, 1) @ 5825 MHz; Calibrated: 3/18/2020
- Sensor-Surface: (Fix Surface)
- Electronics: DAE4 Sn1357; Calibrated: 2/20/2020
- Phantom: HAC Test Arch with AMCC; Type: SD HAC P01 BB
- Measurement SW: DASY52, Version 52.10 (4);SEMCAD X Version 14.6.14 (7483)

802.11a (5.8 GHz) E-Field measurement/OFDM, 54 Mbps_ch 165/Hearing Aid Compatibility Test (101x101x1): Interpolated grid: dx=0.5000 mm, dy=0.5000 mm

Device Reference Point: 0, 0, -6.3 mm
Reference Value = 15.76 V/m; Power Drift = 0.18 dB
Applied MIF = -3.15 dB
RF audio interference level = 20.08 dBV/m
Emission category: M4

MIF scaled E-field

Grid 1 **M4** **21.2 dBV/m**	Grid 2 **M4** **24.1 dBV/m**	Grid 3 **M4** **22.79 dBV/m**
Grid 4 **M4** **20.08 dBV/m**	Grid 5 **M4** **19.64 dBV/m**	Grid 6 **M4** **19.36 dBV/m**
Grid 7 **M4** **17.34 dBV/m**	Grid 8 **M4** **19.47 dBV/m**	Grid 9 **M4** **19.36 dBV/m**



0 dB = 16.04 V/m = 24.10 dBV/m

LTE Band 48 ANT 7

Communication System: UID 10173 - CAG, LTE-TDD (SC-FDMA, 1 RB, 20 MHz, 16-QAM); Frequency: 3560 MHz; Duty Cycle: 1:8.8736
Phantom section: RF Section
DASY5 Configuration:
- Probe: EF3DV3 - SN4041; ConvF(1, 1, 1) @ 3560 MHz; Calibrated: 3/18/2020
- Sensor-Surface: (Fix Surface)
- Electronics: DAE4 Sn1357; Calibrated: 2/20/2020
- Phantom: HAC Test Arch with AMCC; Type: SD HAC P01 BB
- Measurement SW: DASY52, Version 52.10 (4);SEMCAD X Version 14.6.14 (7483)

LTE Band 48 ANT 7 E-Field measurement/SC-FDMA 1RB 20 MHz 16QAM Ch. 55340/Hearing Aid Compatibility Test (101x101x1): Interpolated grid: dx=0.5000 mm, dy=0.5000 mm

Device Reference Point: 0, 0, -6.3 mm
Reference Value = 10.06 V/m; Power Drift = -0.13 dB
Applied MIF = -1.44 dB
RF audio interference level = 18.75 dBV/m
Emission category: M4

MIF scaled E-field

Grid 1 **M4** **22.33 dBV/m**	Grid 2 **M4** **18.14 dBV/m**	Grid 3 **M4** **16.66 dBV/m**
Grid 4 **M4** **22.43 dBV/m**	Grid 5 **M4** **18.47 dBV/m**	Grid 6 **M4** **18.23 dBV/m**
Grid 7 **M4** **21.53 dBV/m**	Grid 8 **M4** **18.7 dBV/m**	Grid 9 **M4** **18.75 dBV/m**



0 dB = 13.22 V/m = 22.42 dBV/m

LTE Band 48 ANT 7

Communication System: UID 10173 - CAG, LTE-TDD (SC-FDMA, 1 RB, 20 MHz, 16-QAM); Frequency: 3603.3 MHz; Duty Cycle: 1:8.8736
Phantom section: RF Section
DASY5 Configuration:
- Probe: EF3DV3 - SN4041; ConvF(1, 1, 1) @ 3603.3 MHz; Calibrated: 3/18/2020
- Sensor-Surface: (Fix Surface)
- Electronics: DAE4 Sn1357; Calibrated: 2/20/2020
- Phantom: HAC Test Arch with AMCC; Type: SD HAC P01 BB
- Measurement SW: DASY52, Version 52.10 (4);SEMCAD X Version 14.6.14 (7483)

LTE Band 48 ANT 7 E-Field measurement/SC-FDMA 1RB 20 MHz 16QAM Ch. 55773/Hearing Aid Compatibility Test (101x101x1): Interpolated grid: dx=0.5000 mm, dy=0.5000 mm

Device Reference Point: 0, 0, -6.3 mm
Reference Value = 9.775 V/m; Power Drift = -0.12 dB
Applied MIF = -1.44 dB
RF audio interference level = 18.28 dBV/m
Emission category: M4

MIF scaled E-field

Grid 1 **M4** **21.96 dBV/m**	Grid 2 **M4** **17.93 dBV/m**	Grid 3 **M4** **16.14 dBV/m**
Grid 4 **M4** **22 dBV/m**	Grid 5 **M4** **18.06 dBV/m**	Grid 6 **M4** **17.84 dBV/m**
Grid 7 **M4** **20.54 dBV/m**	Grid 8 **M4** **18.28 dBV/m**	Grid 9 **M4** **18.27 dBV/m**



0 dB = 12.59 V/m = 22.00 dBV/m

LTE Band 48 ANT 7

Communication System: UID 10173 - CAG, LTE-TDD (SC-FDMA, 1 RB, 20 MHz, 16-QAM); Frequency: 3646.7 MHz; Duty Cycle: 1:8.8736
Phantom section: RF Section
DASY5 Configuration:
- Probe: EF3DV3 - SN4041; ConvF(1, 1, 1) @ 3646.7 MHz; Calibrated: 3/18/2020
- Sensor-Surface: (Fix Surface)
- Electronics: DAE4 Sn1357; Calibrated: 2/20/2020
- Phantom: HAC Test Arch with AMCC; Type: SD HAC P01 BB
- Measurement SW: DASY52, Version 52.10 (4);SEMCAD X Version 14.6.14 (7483)

LTE Band 48 ANT 7 E-Field measurement/SC-FDMA 1RB 20 MHz 16QAM Ch. 56207/Hearing Aid Compatibility Test (101x101x1): Interpolated grid: dx=0.5000 mm, dy=0.5000 mm

Device Reference Point: 0, 0, -6.3 mm
Reference Value = 9.739 V/m; Power Drift = -0.00 dB
Applied MIF = -1.44 dB
RF audio interference level = 18.03 dBV/m
Emission category: M4

MIF scaled E-field

Grid 1 **M4** **21.2 dBV/m**	Grid 2 **M4** **17.78 dBV/m**	Grid 3 **M4** **15.77 dBV/m**
Grid 4 **M4** **21.29 dBV/m**	Grid 5 **M4** **18.03 dBV/m**	Grid 6 **M4** **17.11 dBV/m**
Grid 7 **M4** **19.75 dBV/m**	Grid 8 **M4** **17.01 dBV/m**	Grid 9 **M4** **17.23 dBV/m**



0 dB = 11.59 V/m = 21.28 dBV/m

LTE Band 48 ANT 7

Communication System: UID 10173 - CAG, LTE-TDD (SC-FDMA, 1 RB, 20 MHz, 16-QAM); Frequency: 3690 MHz; Duty Cycle: 1:8.8736
Phantom section: RF Section
DASY5 Configuration:
- Probe: EF3DV3 - SN4041; ConvF(1, 1, 1) @ 3690 MHz; Calibrated: 3/18/2020
- Sensor-Surface: (Fix Surface)
- Electronics: DAE4 Sn1357; Calibrated: 2/20/2020
- Phantom: HAC Test Arch with AMCC; Type: SD HAC P01 BB
- Measurement SW: DASY52, Version 52.10 (4);SEMCAD X Version 14.6.14 (7483)

LTE Band 48 ANT 7 E-Field measurement/SC-FDMA 1RB 20 MHz 16QAM Ch. 56640/Hearing Aid Compatibility Test (101x101x1): Interpolated grid: dx=0.5000 mm, dy=0.5000 mm

Device Reference Point: 0, 0, -6.3 mm
Reference Value = 9.634 V/m; Power Drift = 0.12 dB
Applied MIF = -1.44 dB
RF audio interference level = 17.36 dBV/m
Emission category: M4

MIF scaled E-field

Grid 1 **M4** **20.49 dBV/m**	Grid 2 **M4** **17.28 dBV/m**	Grid 3 **M4** **14.9 dBV/m**
Grid 4 **M4** **20.51 dBV/m**	Grid 5 **M4** **17.36 dBV/m**	Grid 6 **M4** **17.32 dBV/m**
Grid 7 **M4** **19 dBV/m**	Grid 8 **M4** **17.32 dBV/m**	Grid 9 **M4** **17.33 dBV/m**



0 dB = 10.61 V/m = 20.51 dBV/m

LTE Band 48 ANT 8

Communication System: UID 10173 - CAG, LTE-TDD (SC-FDMA, 1 RB, 20 MHz, 16-QAM); Frequency: 3560 MHz; Duty Cycle: 1:8.8736
Phantom section: RF Section
DASY5 Configuration:
- Probe: EF3DV3 - SN4041; ConvF(1, 1, 1) @ 3560 MHz; Calibrated: 3/18/2020
- Sensor-Surface: (Fix Surface)
- Electronics: DAE4 Sn1357; Calibrated: 2/20/2020
- Phantom: HAC Test Arch with AMCC; Type: SD HAC P01 BB
- Measurement SW: DASY52, Version 52.10 (4);SEMCAD X Version 14.6.14 (7483)

LTE Band 48 ANT 8 E-Field measurement/SC-FDMA 1RB 20 MHz 16QAM Ch. 55340/Hearing Aid Compatibility Test (101x101x1): Interpolated grid: dx=0.5000 mm, dy=0.5000 mm

Device Reference Point: 0, 0, -6.3 mm
Reference Value = 17.30 V/m; Power Drift = 0.10 dB
Applied MIF = -1.44 dB
RF audio interference level = 22.79 dBV/m
Emission category: M4

MIF scaled E-field

Grid 1 **M4** **17.05 dBV/m**	Grid 2 **M4** **20.19 dBV/m**	Grid 3 **M4** **20.3 dBV/m**
Grid 4 **M4** **19.39 dBV/m**	Grid 5 **M4** **22.76 dBV/m**	Grid 6 **M4** **22.79 dBV/m**
Grid 7 **M4** **24.21 dBV/m**	Grid 8 **M4** **24.42 dBV/m**	Grid 9 **M4** **24.3 dBV/m**



0 dB = 16.63 V/m = 24.42 dBV/m

LTE Band 48 ANT 8

Communication System: UID 10173 - CAG, LTE-TDD (SC-FDMA, 1 RB, 20 MHz, 16-QAM); Frequency: 3603.3 MHz; Duty Cycle: 1:8.8736
Phantom section: RF Section
DASY5 Configuration:
- Probe: EF3DV3 - SN4041; ConvF(1, 1, 1) @ 3603.3 MHz; Calibrated: 3/18/2020
- Sensor-Surface: (Fix Surface)
- Electronics: DAE4 Sn1357; Calibrated: 2/20/2020
- Phantom: HAC Test Arch with AMCC; Type: SD HAC P01 BB
- Measurement SW: DASY52, Version 52.10 (4);SEMCAD X Version 14.6.14 (7483)

LTE Band 48 ANT 8 E-Field measurement/SC-FDMA 1RB 20 MHz 16QAM Ch. 55773/Hearing Aid Compatibility Test (101x101x1): Interpolated grid: dx=0.5000 mm, dy=0.5000 mm

Device Reference Point: 0, 0, -6.3 mm
Reference Value = 16.43 V/m; Power Drift = 0.07 dB
Applied MIF = -1.44 dB
RF audio interference level = 22.74 dBV/m

Emission category: M4

MIF scaled E-field

Grid 1 **M4** **16.86 dBV/m**	Grid 2 **M4** **20.57 dBV/m**	Grid 3 **M4** **20.74 dBV/m**
Grid 4 **M4** **19.23 dBV/m**	Grid 5 **M4** **22.59 dBV/m**	Grid 6 **M4** **22.74 dBV/m**
Grid 7 **M4** **23.72 dBV/m**	Grid 8 **M4** **24.51 dBV/m**	Grid 9 **M4** **24.42 dBV/m**



0 dB = 16.81 V/m = 24.51 dBV/m

LTE Band 48 ANT 8

Communication System: UID 10173 - CAG, LTE-TDD (SC-FDMA, 1 RB, 20 MHz, 16-QAM); Frequency: 3646.7 MHz; Duty Cycle: 1:8.8736
Phantom section: RF Section
DASY5 Configuration:
- Probe: EF3DV3 - SN4041; ConvF(1, 1, 1) @ 3646.7 MHz; Calibrated: 3/18/2020
- Sensor-Surface: (Fix Surface)
- Electronics: DAE4 Sn1357; Calibrated: 2/20/2020
- Phantom: HAC Test Arch with AMCC; Type: SD HAC P01 BB
- Measurement SW: DASY52, Version 52.10 (4);SEMCAD X Version 14.6.14 (7483)

LTE Band 48 ANT 8 E-Field measurement/SC-FDMA 1RB 20 MHz 16QAM Ch. 56207/Hearing Aid Compatibility Test (101x101x1): Interpolated grid: dx=0.5000 mm, dy=0.5000 mm

Device Reference Point: 0, 0, -6.3 mm
Reference Value = 15.61 V/m; Power Drift = -0.05 dB
Applied MIF = -1.44 dB
RF audio interference level = 22.18 dBV/m
Emission category: M4

MIF scaled E-field

Grid 1 **M4** **16.38 dBV/m**	Grid 2 **M4** **19.69 dBV/m**	Grid 3 **M4** **20 dBV/m**
Grid 4 **M4** **19.2 dBV/m**	Grid 5 **M4** **22.13 dBV/m**	Grid 6 **M4** **22.18 dBV/m**
Grid 7 **M4** **23.9 dBV/m**	Grid 8 **M4** **24.54 dBV/m**	Grid 9 **M4** **24.41 dBV/m**



0 dB = 16.87 V/m = 24.54 dBV/m

LTE Band 48 ANT 8

Communication System: UID 10173 - CAG, LTE-TDD (SC-FDMA, 1 RB, 20 MHz, 16-QAM); Frequency: 3690 MHz; Duty Cycle: 1:8.8736
Phantom section: RF Section
DASY5 Configuration:
- Probe: EF3DV3 - SN4041; ConvF(1, 1, 1) @ 3690 MHz; Calibrated: 3/18/2020
- Sensor-Surface: (Fix Surface)
- Electronics: DAE4 Sn1357; Calibrated: 2/20/2020
- Phantom: HAC Test Arch with AMCC; Type: SD HAC P01 BB
- Measurement SW: DASY52, Version 52.10 (4);SEMCAD X Version 14.6.14 (7483)

LTE Band 48 ANT 8 E-Field measurement/SC-FDMA 1RB 20 MHz 16QAM Ch. 56640/Hearing Aid Compatibility Test (101x101x1): Interpolated grid: dx=0.5000 mm, dy=0.5000 mm

Device Reference Point: 0, 0, -6.3 mm
Reference Value = 16.22 V/m; Power Drift = -0.16 dB
Applied MIF = -1.44 dB
RF audio interference level = 22.64 dBV/m
Emission category: M4

MIF scaled E-field

Grid 1 **M4** **16.59 dBV/m**	Grid 2 **M4** **20.87 dBV/m**	Grid 3 **M4** **21.28 dBV/m**
Grid 4 **M4** **20.02 dBV/m**	Grid 5 **M4** **22.59 dBV/m**	Grid 6 **M4** **22.64 dBV/m**
Grid 7 **M4** **24.26 dBV/m**	Grid 8 **M4** **24.34 dBV/m**	Grid 9 **M4** **24.11 dBV/m**



0 dB = 16.47 V/m = 24.33 dBV/m

LTE Band 48 ANT 9

Communication System: UID 10173 - CAG, LTE-TDD (SC-FDMA, 1 RB, 20 MHz, 16-QAM); Frequency: 3560 MHz; Duty Cycle: 1:8.8736
Phantom section: RF Section
DASY5 Configuration:
- Probe: EF3DV3 - SN4041; ConvF(1, 1, 1) @ 3560 MHz; Calibrated: 3/18/2020
- Sensor-Surface: (Fix Surface)
- Electronics: DAE4 Sn1357; Calibrated: 2/20/2020
- Phantom: HAC Test Arch with AMCC; Type: SD HAC P01 BB
- Measurement SW: DASY52, Version 52.10 (4);SEMCAD X Version 14.6.14 (7483)

LTE Band 48 ANT 9 E-Field measurement/SC-FDMA 1RB 20 MHz 16QAM Ch. 55340/Hearing Aid Compatibility Test (101x101x1): Interpolated grid: dx=0.5000 mm, dy=0.5000 mm

Device Reference Point: 0, 0, -6.3 mm
Reference Value = 17.32 V/m; Power Drift = -0.09 dB
Applied MIF = -1.44 dB
RF audio interference level = 22.64 dBV/m
Emission category: M4

MIF scaled E-field

Grid 1 **M4** **17.24 dBV/m**	Grid 2 **M4** **20.66 dBV/m**	Grid 3 **M4** **20.76 dBV/m**
Grid 4 **M4** **19.03 dBV/m**	Grid 5 **M4** **22.61 dBV/m**	Grid 6 **M4** **22.64 dBV/m**
Grid 7 **M4** **23.88 dBV/m**	Grid 8 **M4** **24.6 dBV/m**	Grid 9 **M4** **24.46 dBV/m**



0 dB = 16.98 V/m = 24.60 dBV/m

LTE Band 48 ANT 9

Communication System: UID 10173 - CAG, LTE-TDD (SC-FDMA, 1 RB, 20 MHz, 16-QAM); Frequency: 3603.3 MHz; Duty Cycle: 1:8.8736
Phantom section: RF Section
DASY5 Configuration:
- Probe: EF3DV3 - SN4041; ConvF(1, 1, 1) @ 3603.3 MHz; Calibrated: 3/18/2020
- Sensor-Surface: (Fix Surface)
- Electronics: DAE4 Sn1357; Calibrated: 2/20/2020
- Phantom: HAC Test Arch with AMCC; Type: SD HAC P01 BB
- Measurement SW: DASY52, Version 52.10 (4);SEMCAD X Version 14.6.14 (7483)

LTE Band 48 ANT 9 E-Field measurement/SC-FDMA 1RB 20 MHz 16QAM Ch. 55773/Hearing Aid Compatibility Test (101x101x1): Interpolated grid: dx=0.5000 mm, dy=0.5000 mm

Device Reference Point: 0, 0, -6.3 mm
Reference Value = 16.42 V/m; Power Drift = 0.15 dB
Applied MIF = -1.44 dB
RF audio interference level = 22.96 dBV/m

Emission category: M4

MIF scaled E-field

Grid 1 **M4** **16.48 dBV/m**	Grid 2 **M4** **20.84 dBV/m**	Grid 3 **M4** **21.11 dBV/m**
Grid 4 **M4** **18.96 dBV/m**	Grid 5 **M4** **22.76 dBV/m**	Grid 6 **M4** **22.96 dBV/m**
Grid 7 **M4** **23.58 dBV/m**	Grid 8 **M4** **24.61 dBV/m**	Grid 9 **M4** **24.57 dBV/m**



0 dB = 17.01 V/m = 24.61 dBV/m

LTE Band 48 ANT 9

Communication System: UID 10173 - CAG, LTE-TDD (SC-FDMA, 1 RB, 20 MHz, 16-QAM); Frequency: 3646.7 MHz; Duty Cycle: 1:8.8736
Phantom section: RF Section
DASY5 Configuration:
- Probe: EF3DV3 - SN4041; ConvF(1, 1, 1) @ 3646.7 MHz; Calibrated: 3/18/2020
- Sensor-Surface: (Fix Surface)
- Electronics: DAE4 Sn1357; Calibrated: 2/20/2020
- Phantom: HAC Test Arch with AMCC; Type: SD HAC P01 BB
- Measurement SW: DASY52, Version 52.10 (4);SEMCAD X Version 14.6.14 (7483)

LTE Band 48 ANT 9 E-Field measurement/SC-FDMA 1RB 20 MHz 16QAM Ch. 56207/Hearing Aid Compatibility Test (101x101x1): Interpolated grid: dx=0.5000 mm, dy=0.5000 mm

Device Reference Point: 0, 0, -6.3 mm
Reference Value = 15.47 V/m; Power Drift = 0.05 dB
Applied MIF = -1.44 dB
RF audio interference level = 22.43 dBV/m

Emission category: M4

MIF scaled E-field

Grid 1 **M4** **16.32 dBV/m**	Grid 2 **M4** **20.17 dBV/m**	Grid 3 **M4** **20.49 dBV/m**
Grid 4 **M4** **19.11 dBV/m**	Grid 5 **M4** **22.34 dBV/m**	Grid 6 **M4** **22.43 dBV/m**
Grid 7 **M4** **23.87 dBV/m**	Grid 8 **M4** **24.66 dBV/m**	Grid 9 **M4** **24.54 dBV/m**



0 dB = 17.10 V/m = 24.66 dBV/m

LTE Band 48 ANT 9

Communication System: UID 10173 - CAG, LTE-TDD (SC-FDMA, 1 RB, 20 MHz, 16-QAM); Frequency: 3690 MHz; Duty Cycle: 1:8.8736
Phantom section: RF Section
DASY5 Configuration:
- Probe: EF3DV3 - SN4041; ConvF(1, 1, 1) @ 3690 MHz; Calibrated: 3/18/2020
- Sensor-Surface: (Fix Surface)
- Electronics: DAE4 Sn1357; Calibrated: 2/20/2020
- Phantom: HAC Test Arch with AMCC; Type: SD HAC P01 BB
- Measurement SW: DASY52, Version 52.10 (4);SEMCAD X Version 14.6.14 (7483)

LTE Band 48 ANT 9 E-Field measurement/SC-FDMA 1RB 20 MHz 16QAM Ch. 56640/Hearing Aid Compatibility Test (101x101x1): Interpolated grid: dx=0.5000 mm, dy=0.5000 mm

Device Reference Point: 0, 0, -6.3 mm
Reference Value = 15.86 V/m; Power Drift = 0.11 dB
Applied MIF = -1.44 dB
RF audio interference level = 22.61 dBV/m
Emission category: M4

MIF scaled E-field

Grid 1 **M4** **16.48 dBV/m**	Grid 2 **M4** **21.15 dBV/m**	Grid 3 **M4** **21.39 dBV/m**
Grid 4 **M4** **19.93 dBV/m**	Grid 5 **M4** **22.53 dBV/m**	Grid 6 **M4** **22.61 dBV/m**
Grid 7 **M4** **24.29 dBV/m**	Grid 8 **M4** **24.17 dBV/m**	Grid 9 **M4** **23.97 dBV/m**



0 dB = 16.40 V/m = 24.30 dBV/m