VERTICAL RESULT

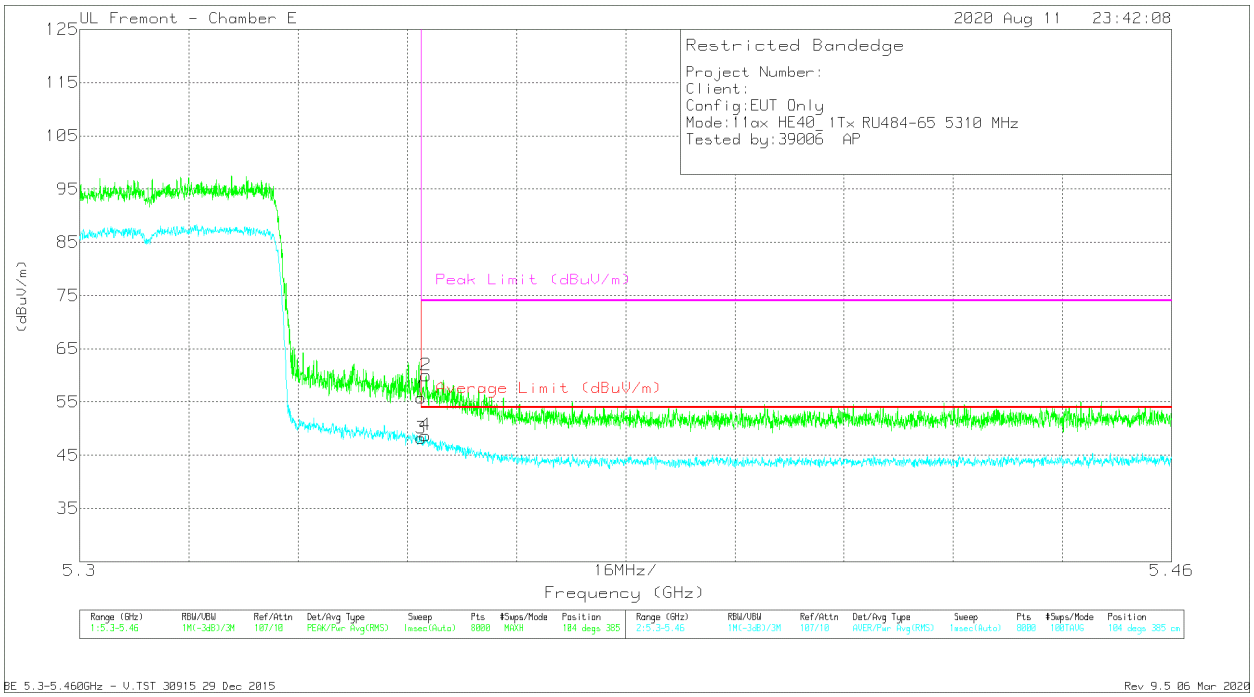

Marker	Frequency (GHz)	Meter Reading (dBuV)	Det	AF T712 (dB/m)	Amp/Cbl/Fltr/Pad (dB)	Corrected Reading (dBuV/m)	Average Limit (dBuV/m)	Margin (dB)	Peak Limit (dBuV/m)	PK Margin (dB)	Azimuth (Degs)	Height (cm)	Polarity
1	* 5.35001	43.14	Pk	34.5	-21.8	55.84	-	-	74	-18.16	104	385	V
2	* 5.35073	47.31	Pk	34.5	-21.8	60.01	-	-	74	-13.99	104	385	V
3	* 5.35001	35.48	RMS	34.5	-21.8	48.18	54	-5.82	-	-	104	385	V
4	* 5.35065	36.05	RMS	34.5	-21.8	48.75	54	-5.25	-	-	104	385	V

* - indicates frequency in CFR47 Pt 15 / IC RSS-Restricted Band
Pk - Peak detector
RMS - RMS detection

UL VERIFICATION SERVICES INC.
47173 Benicia Street, Fremont, CA 94538; USA TEL:(510) 319-4000 FAX:(510) 661-0888
This report shall not be reproduced except in full, without the written approval of UL Verification Services Inc.

ANTENNA 6 – 26 Tones, RU Index 17

BANDEDGE (HIGH CHANNEL)

HORIZONTAL RESULT

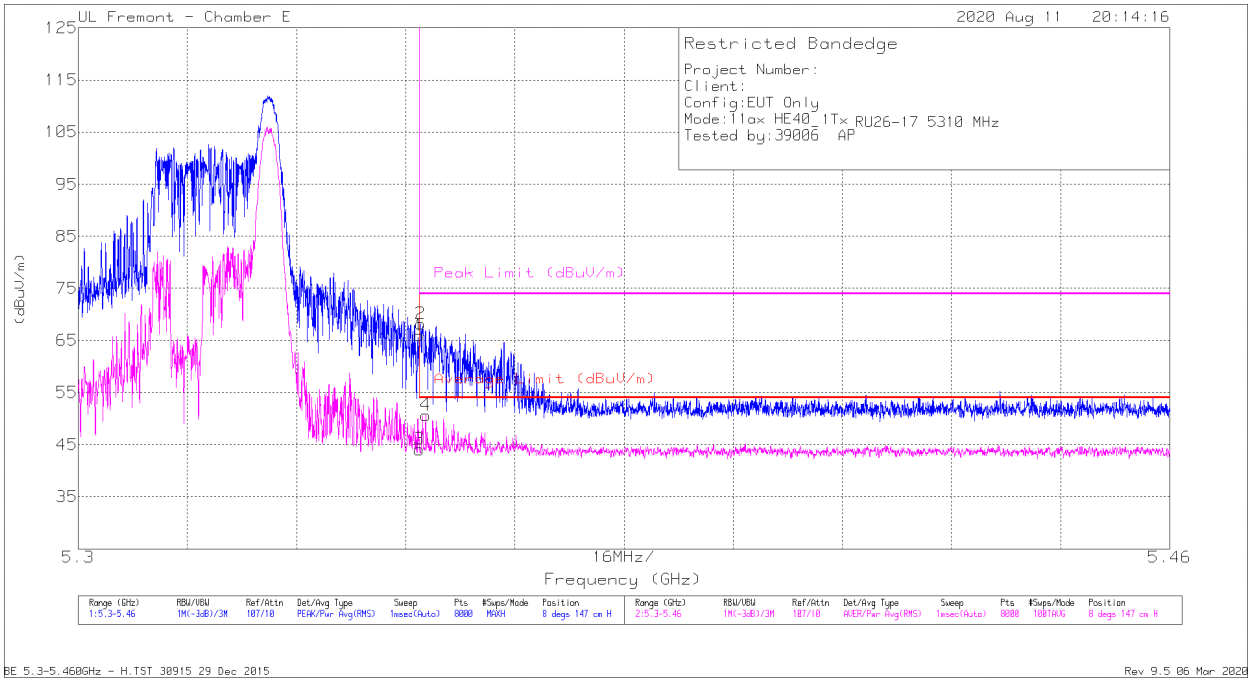

Marker	Frequency (GHz)	Meter Reading (dBuV)	Det	AF T712 (dB/m)	Amp/Cbl/Fltr/Pad (dB)	Corrected Reading (dBuV/m)	Average Limit (dBuV/m)	Margin (dB)	Peak Limit (dBuV/m)	PK Margin (dB)	Azimuth (Degs)	Height (cm)	Polarity
1	* 5.35001	53.23	Pk	34.5	-21.8	65.93	-	-	74	-8.07	8	147	H
2	* 5.35021	55.47	Pk	34.5	-21.8	68.17	-	-	74	-5.83	8	147	H
3	* 5.35001	31.39	RMS	34.5	-21.8	44.09	54	-9.91	-	-	8	147	H
4	* 5.35093	37.99	RMS	34.5	-21.8	50.69	54	-3.31	-	-	8	147	H

* - indicates frequency in CFR47 Pt 15 / IC RSS-Restricted Band
Pk - Peak detector
RMS - RMS detection

UL VERIFICATION SERVICES INC.
47173 Benicia Street, Fremont, CA 94538; USA TEL:(510) 319-4000 FAX:(510) 661-0888
This report shall not be reproduced except in full, without the written approval of UL Verification Services Inc.

VERTICAL RESULT

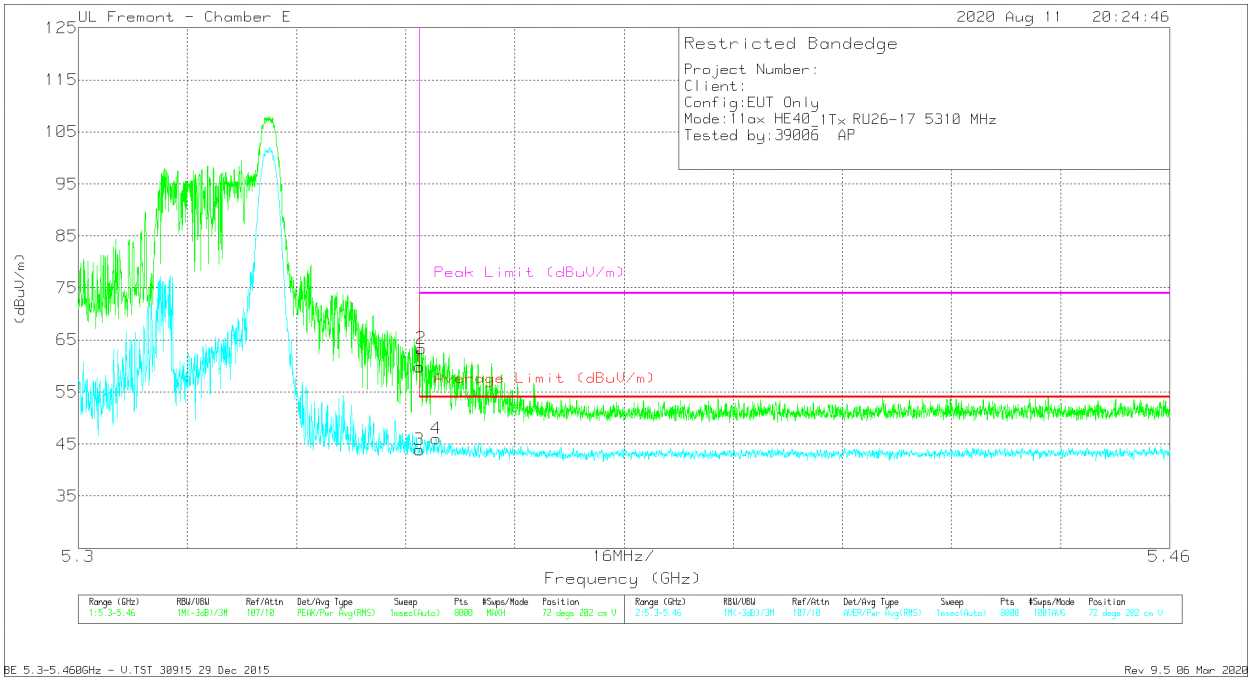

Marker	Frequency (GHz)	Meter Reading (dBuV)	Det	AF T712 (dB/m)	Amp/Cbl/Fltr/Pad (dB)	Corrected Reading (dBuV/m)	Average Limit (dBuV/m)	Margin (dB)	Peak Limit (dBuV/m)	PK Margin (dB)	Azimuth (Degs)	Height (cm)	Polarity
1	* 5.35001	47.13	Pk	34.5	-21.8	59.83	-	-	74	-14.17	72	202	V
3	* 5.35001	31.16	RMS	34.5	-21.8	43.86	54	-10.14	-	-	72	202	V
2	* 5.35031	50.65	Pk	34.5	-21.8	63.35	-	-	74	-10.65	72	202	V
4	* 5.35243	33.27	RMS	34.5	-21.7	46.07	54	-7.93	-	-	72	202	V

* - indicates frequency in CFR47 Pt 15 / IC RSS-Restricted Band
Pk - Peak detector
RMS - RMS detection

UL VERIFICATION SERVICES INC.
47173 Benicia Street, Fremont, CA 94538; USA TEL:(510) 319-4000 FAX:(510) 661-0888
This report shall not be reproduced except in full, without the written approval of UL Verification Services Inc.

ANTENNA 5 – 484 Tones, RU Index 65

BANDEDGE (HIGH CHANNEL)

HORIZONTAL RESULT

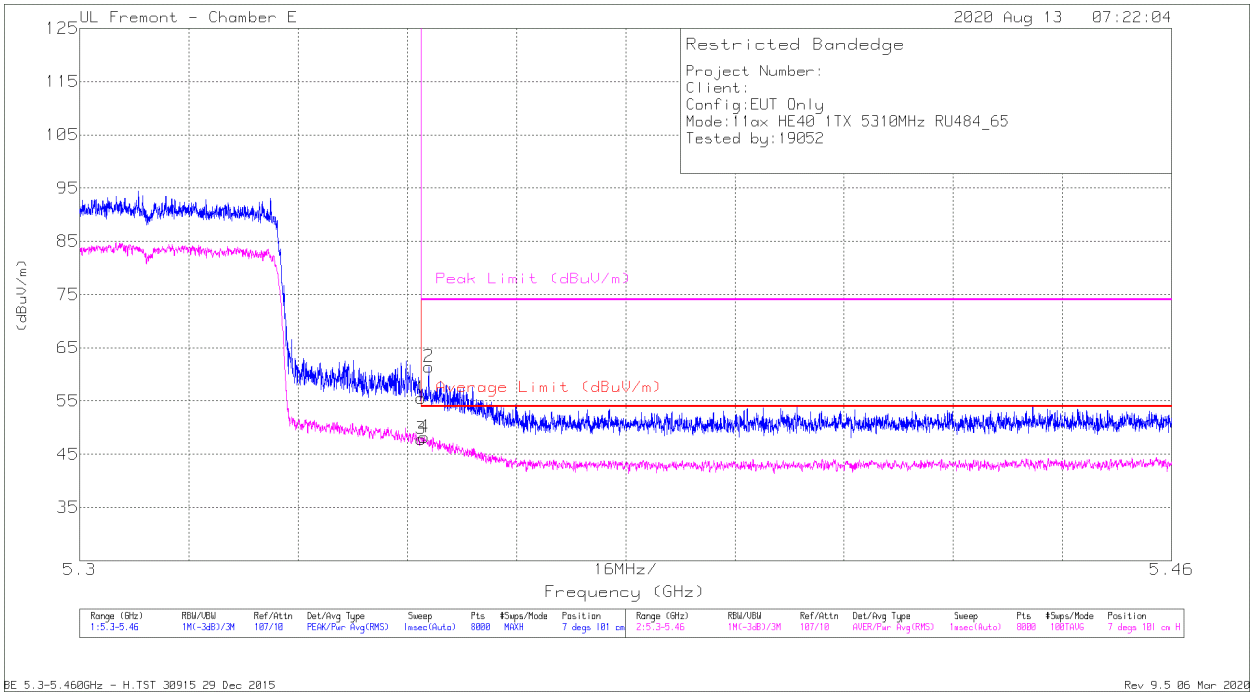

Marker	Frequency (GHz)	Meter Reading (dBuV)	Det	AF T712 (dB/m)	Amp/Cbl/Fltr/Pad (dB)	Corrected Reading (dBuV/m)	Average Limit (dBuV/m)	Margin (dB)	Peak Limit (dBuV/m)	PK Margin (dB)	Azimuth (Degs)	Height (cm)	Polarity
1	* 5.35001	42.85	Pk	34.5	-21.8	55.55	-	-	74	-18.45	7	101	H
2	* 5.35115	48.74	Pk	34.5	-21.8	61.44	-	-	74	-12.56	7	101	H
3	* 5.35001	35.19	RMS	34.5	-21.8	47.89	54	-6.11	-	-	7	101	H
4	* 5.35045	35.51	RMS	34.5	-21.8	48.21	54	-5.79	-	-	7	101	H

* - indicates frequency in CFR47 Pt 15 / IC RSS-Restricted Band
Pk - Peak detector
RMS - RMS detection

UL VERIFICATION SERVICES INC.
47173 Benicia Street, Fremont, CA 94538; USA TEL:(510) 319-4000 FAX:(510) 661-0888
This report shall not be reproduced except in full, without the written approval of UL Verification Services Inc.

VERTICAL RESULT

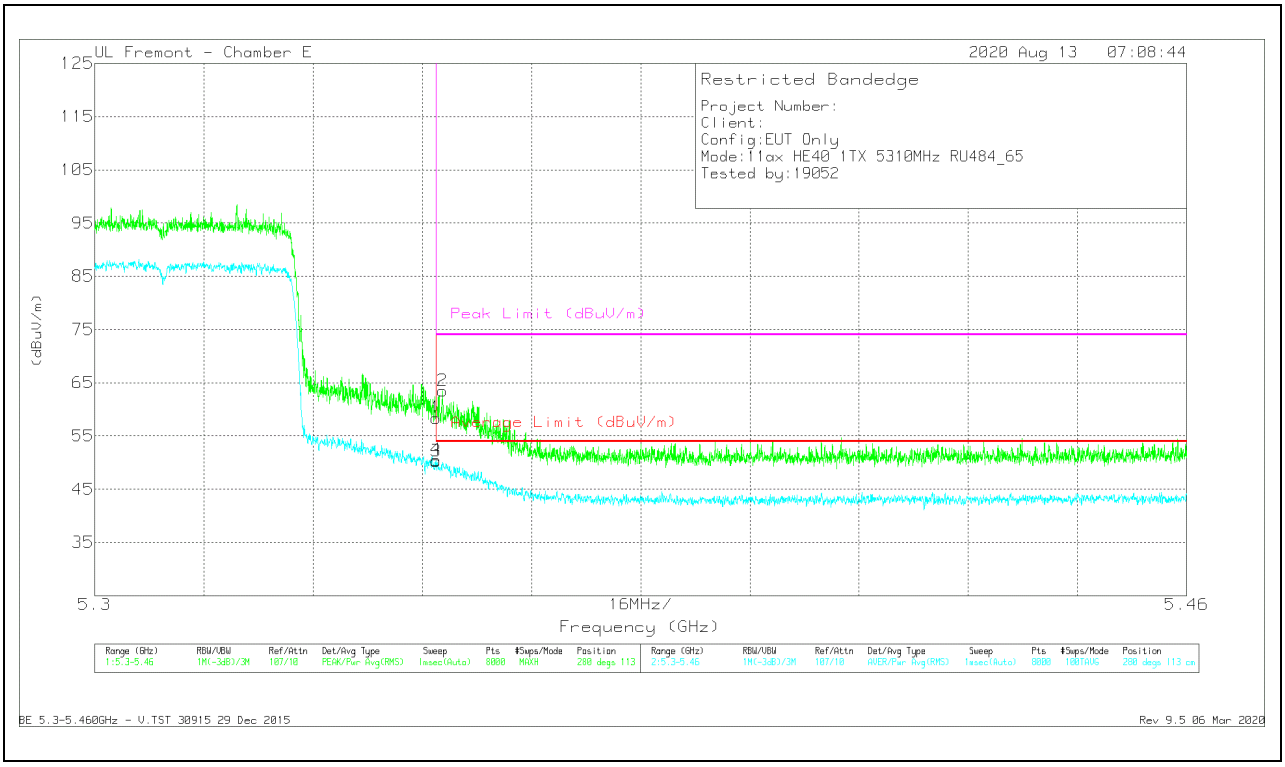

Marker	Frequency (GHz)	Meter Reading (dBuV)	Det	AF T712 (dB/m)	Amp/Cbl/Fltr/Pad (dB)	Corrected Reading (dBuV/m)	Average Limit (dBuV/m)	Margin (dB)	Peak Limit (dBuV/m)	PK Margin (dB)	Azimuth (Degs)	Height (cm)	Polarity
1	* 5.35001	45.71	Pk	34.5	-21.8	58.41	-	-	74	-15.59	280	113	V
2	* 5.35097	50.78	Pk	34.5	-21.8	63.48	-	-	74	-10.52	280	113	V
3	* 5.35001	37.56	RMS	34.5	-21.8	50.26	54	-3.74	-	-	280	113	V
4	* 5.35003	37.78	RMS	34.5	-21.8	50.48	54	-3.52	-	-	280	113	V

* - indicates frequency in CFR47 Pt 15 / IC RSS-Restricted Band
Pk - Peak detector
RMS - RMS detection

UL VERIFICATION SERVICES INC.
47173 Benicia Street, Fremont, CA 94538; USA TEL:(510) 319-4000 FAX:(510) 661-0888
This report shall not be reproduced except in full, without the written approval of UL Verification Services Inc.

ANTENNA 5 – 26 Tones, RU Index 17

BANDEDGE (HIGH CHANNEL)

HORIZONTAL RESULT

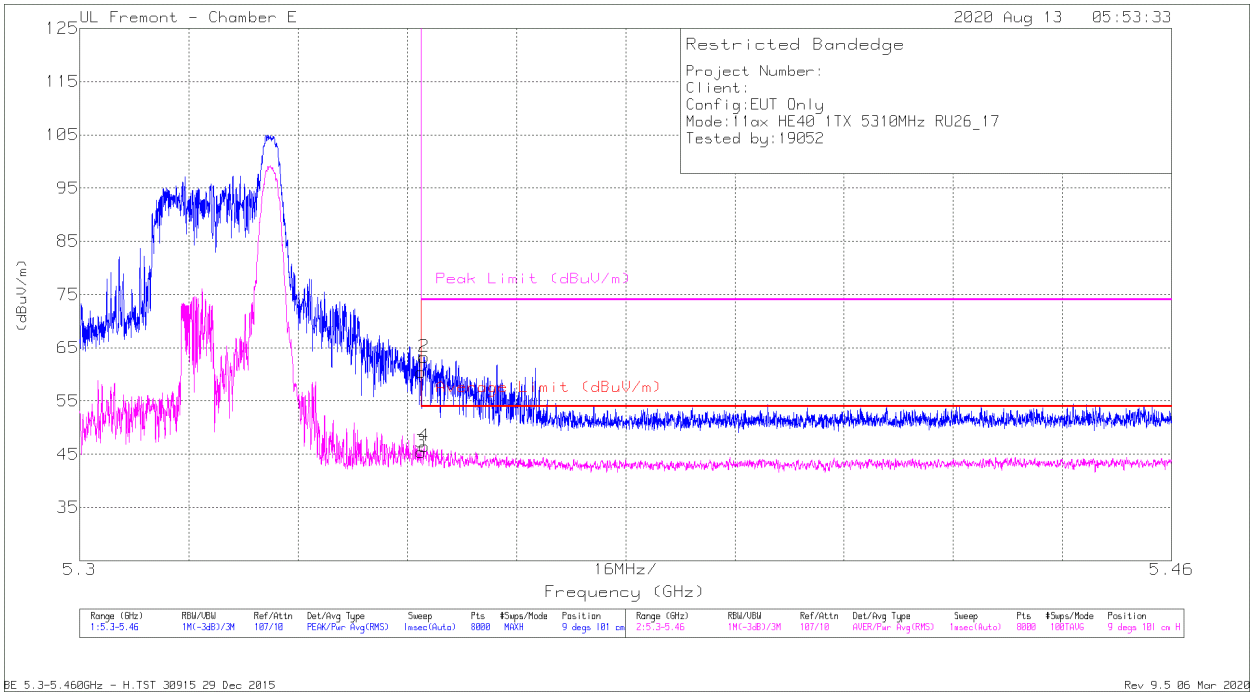

Marker	Frequency (GHz)	Meter Reading (dBuV)	Det	AF T712 (dB/m)	Amp/Cbl/Fltr/Pad (dB)	Corrected Reading (dBuV/m)	Average Limit (dBuV/m)	Margin (dB)	Peak Limit (dBuV/m)	PK Margin (dB)	Azimuth (Degs)	Height (cm)	Polarity
1	* 5.35001	47.74	Pk	34.5	-21.8	60.44	-	-	74	-13.56	9	101	H
2	* 5.35045	50.6	Pk	34.5	-21.8	63.3	-	-	74	-10.7	9	101	H
3	* 5.35001	32.73	RMS	34.5	-21.8	45.43	54	-8.57	-	-	9	101	H
4	* 5.35047	33.85	RMS	34.5	-21.8	46.55	54	-7.45	-	-	9	101	H

* - indicates frequency in CFR47 Pt 15 / IC RSS-Restricted Band
Pk - Peak detector
RMS - RMS detection

UL VERIFICATION SERVICES INC.
47173 Benicia Street, Fremont, CA 94538; USA TEL:(510) 319-4000 FAX:(510) 661-0888
This report shall not be reproduced except in full, without the written approval of UL Verification Services Inc.

VERTICAL RESULT

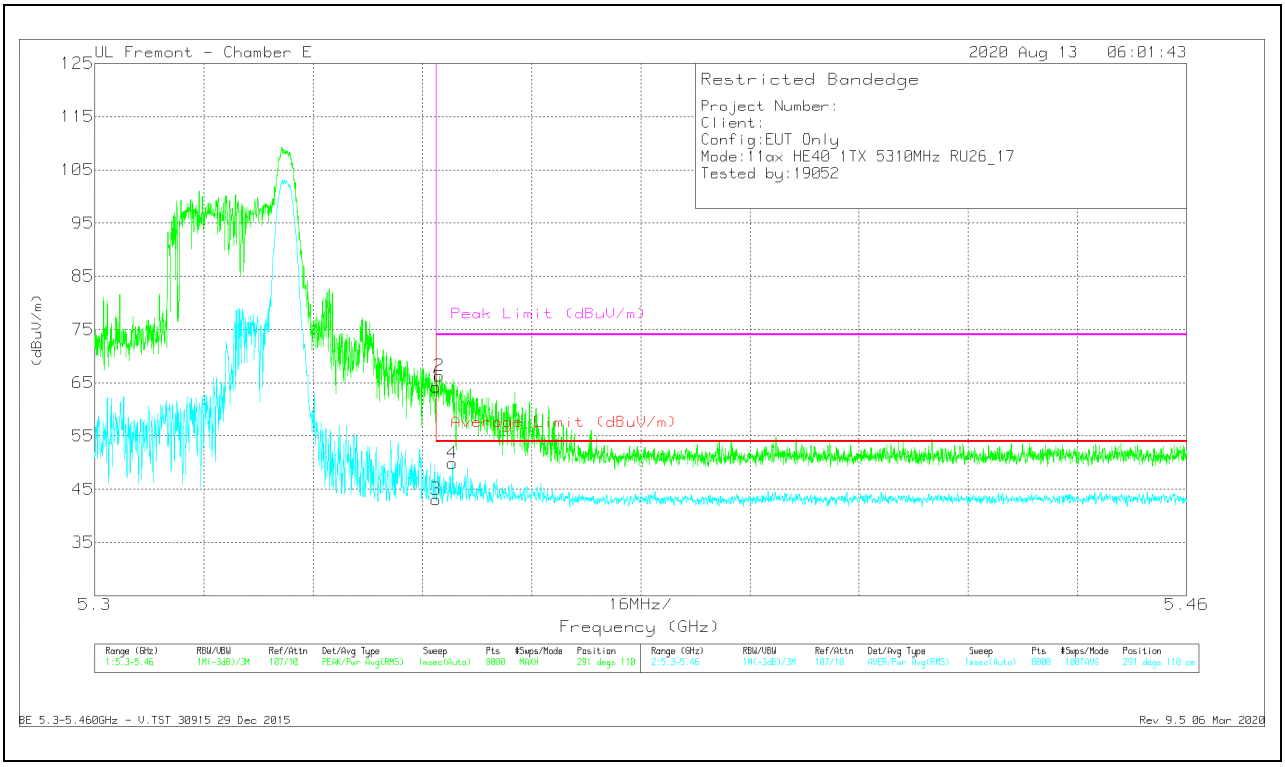

Marker	Frequency (GHz)	Meter Reading (dBuV)	Det	AF T712 (dB/m)	Amp/Cbl/Fltr/Pad (dB)	Corrected Reading (dBuV/m)	Average Limit (dBuV/m)	Margin (dB)	Peak Limit (dBuV/m)	PK Margin (dB)	Azimuth (Degs)	Height (cm)	Polarity
1	* 5.35001	51.49	Pk	34.5	-21.8	64.19	-	-	74	-9.81	291	110	V
2	* 5.35053	53.59	Pk	34.5	-21.8	66.29	-	-	74	-7.71	291	110	V
3	* 5.35001	30.38	RMS	34.5	-21.8	43.08	54	-10.92	-	-	291	110	V
4	* 5.35241	37.1	RMS	34.5	-21.7	49.9	54	-4.1	-	-	291	110	V

* - indicates frequency in CFR47 Pt 15 / IC RSS-Restricted Band
Pk - Peak detector
RMS - RMS detection

UL VERIFICATION SERVICES INC.
47173 Benicia Street, Fremont, CA 94538; USA TEL:(510) 319-4000 FAX:(510) 661-0888
This report shall not be reproduced except in full, without the written approval of UL Verification Services Inc.

2TX ANTENNA 6 + ANTENNA 5 OFDMA MODE – 484 Tones, RU Index 65

BANDEDGE (HIGH CHANNEL)

HORIZONTAL RESULT

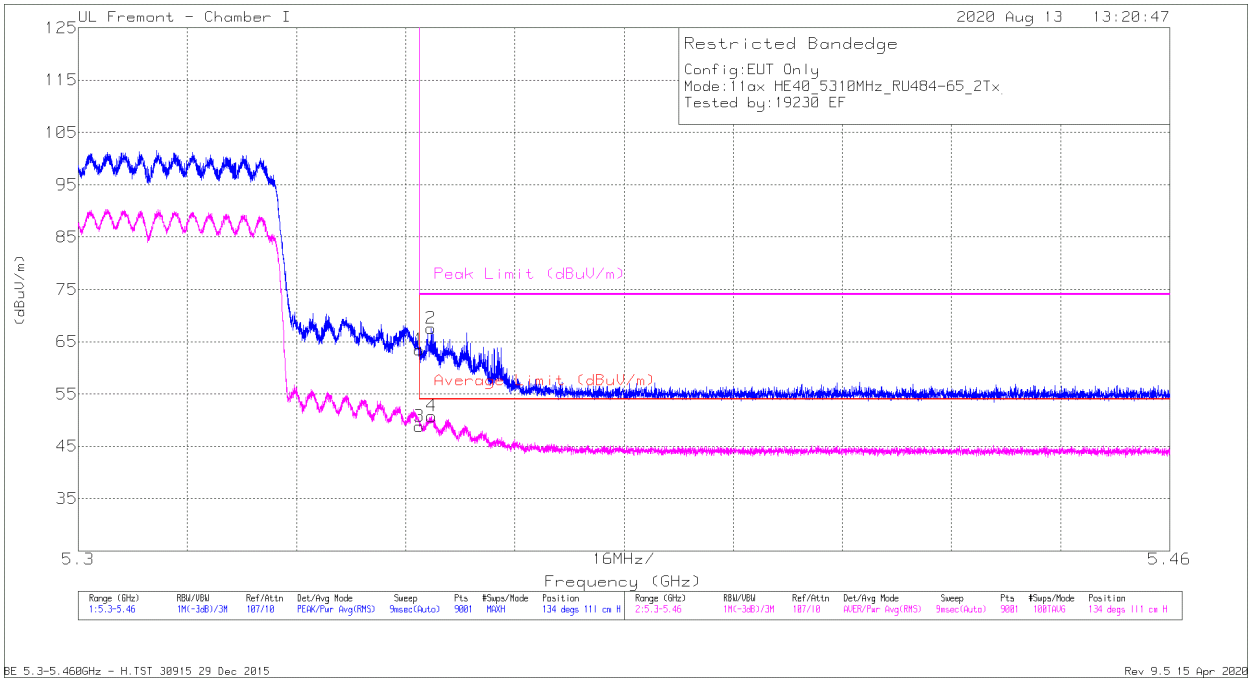

Marker	Frequency (GHz)	Meter Reading (dBuV)	Det	AF T346 (dB/m)	Amp/Cbl/Fltr/Pad (dB)	DC Corr (dB)	Corrected Reading (dBuV/m)	Average Limit (dBuV/m)	Margin (dB)	Peak Limit (dBuV/m)	PK Margin (dB)	Azimuth (Degs)	Height (cm)	Polarity
1	* 5.35001	42.74	Pk	34.7	-14	0	63.44	-	-	74	-10.56	134	111	H
2	* 5.35173	46.83	Pk	34.7	-14	0	67.53	-	-	74	-6.47	134	111	H
3	* 5.35001	28.11	RMS	34.7	-14	0	48.81	54	-5.19	-	-	134	111	H
4	* 5.35181	30.03	RMS	34.7	-14	0	50.73	54	-3.27	-	-	134	111	H

* - indicates frequency in CFR47 Pt 15 / IC RSS-Restricted Band
Pk - Peak detector
RMS - RMS detection

UL VERIFICATION SERVICES INC.
47173 Benicia Street, Fremont, CA 94538; USA TEL:(510) 319-4000 FAX:(510) 661-0888
This report shall not be reproduced except in full, without the written approval of UL Verification Services Inc.

VERTICAL RESULT

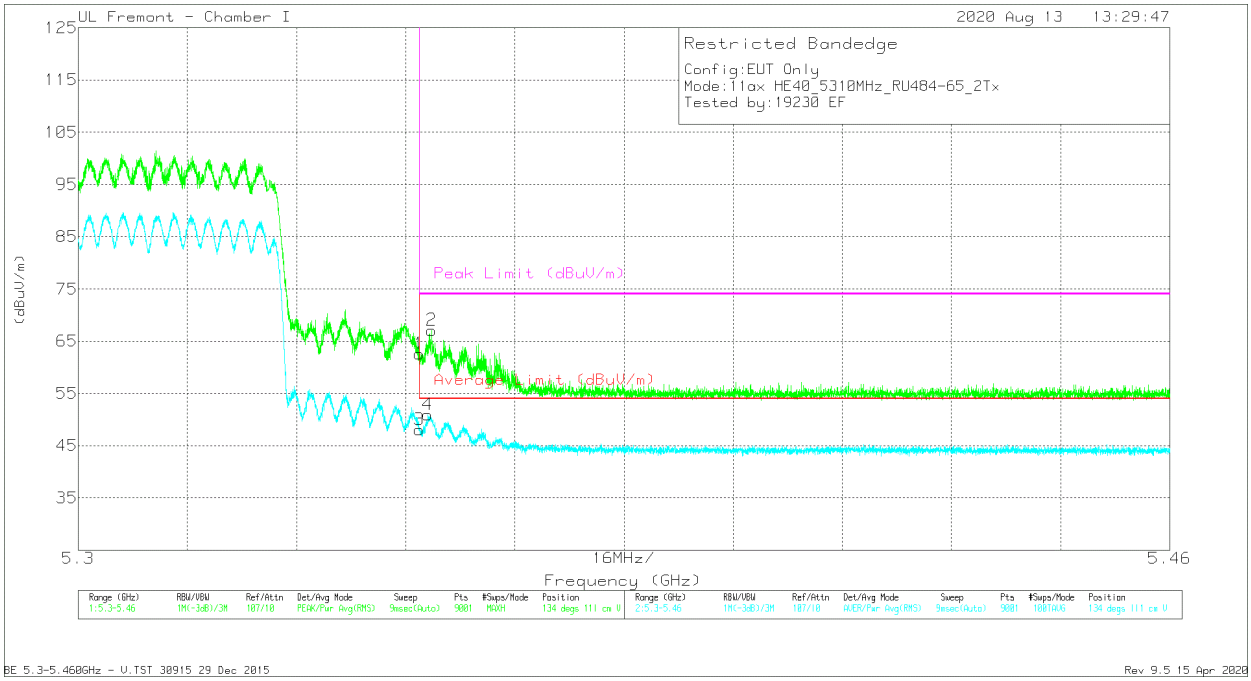

Marker	Frequency (GHz)	Meter Reading (dBuV)	Det	AF T346 (dB/m)	Amp/Cbl/Fltr/Pad (dB)	DC Corr (dB)	Corrected Reading (dBuV/m)	Average Limit (dBuV/m)	Margin (dB)	Peak Limit (dBuV/m)	PK Margin (dB)	Azimuth (Degs)	Height (cm)	Polarity
1	* 5.35001	41.89	Pk	34.7	-14	0	62.59	-	-	74	-11.41	134	111	V
2	* 5.35182	46.41	Pk	34.7	-14	0	67.11	-	-	74	-6.89	134	111	V
3	* 5.35001	27.32	RMS	34.7	-14	0	48.02	54	-5.98	-	-	134	111	V
4	* 5.35127	30.19	RMS	34.7	-14	0	50.89	54	-3.11	-	-	134	111	V

* - indicates frequency in CFR47 Pt 15 / IC RSS-Restricted Band
Pk - Peak detector
RMS - RMS detection

UL VERIFICATION SERVICES INC.
47173 Benicia Street, Fremont, CA 94538; USA TEL:(510) 319-4000 FAX:(510) 661-0888
This report shall not be reproduced except in full, without the written approval of UL Verification Services Inc.

HARMONICS AND SPURIOUS EMISSIONS

LOW CHANNEL RESULTS

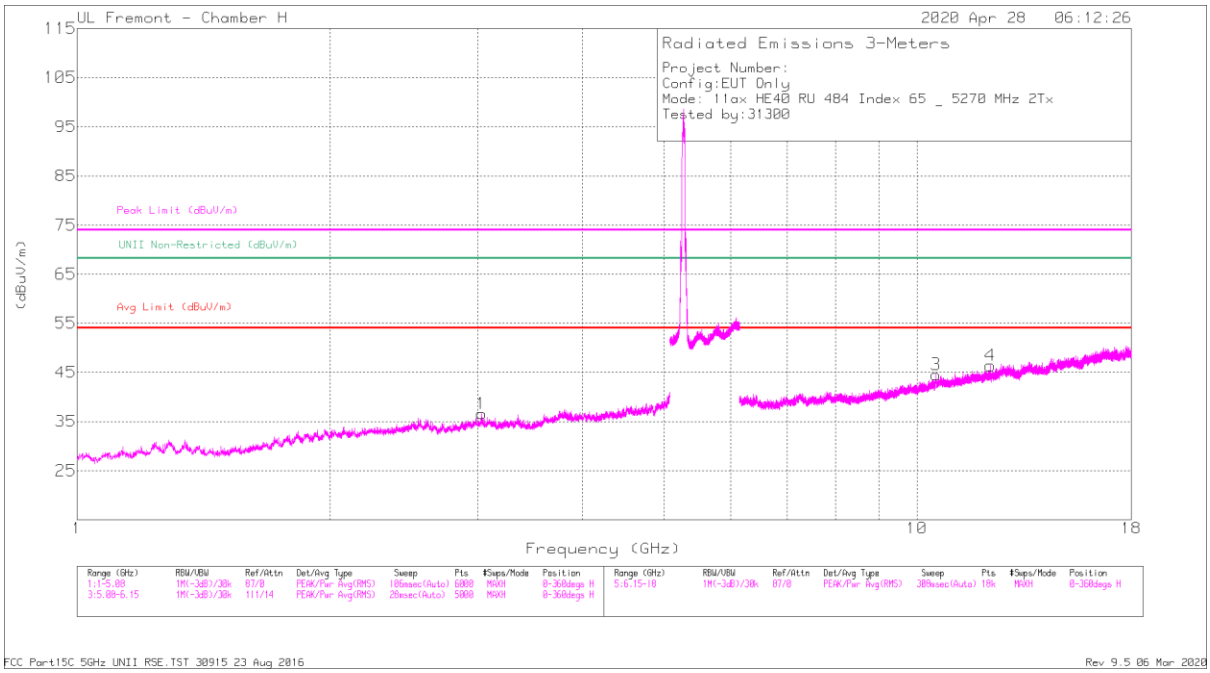

HORIZONTAL

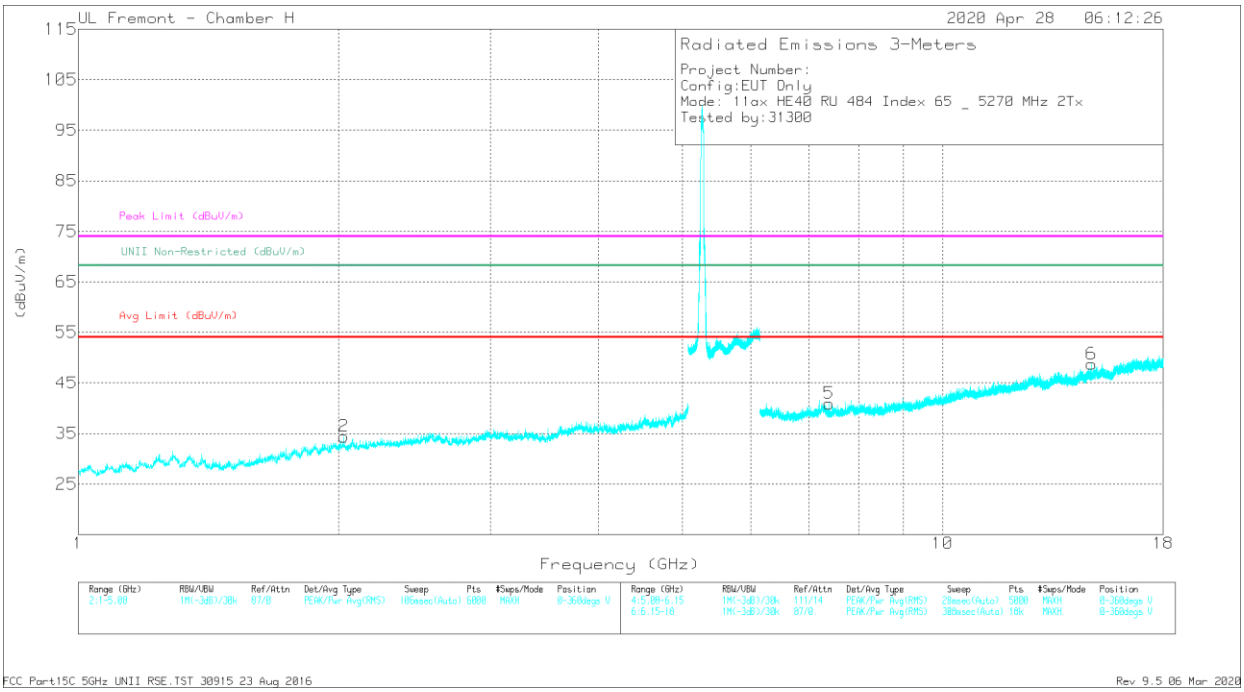

VERTICAL

UL VERIFICATION SERVICES INC.
47173 Benicia Street, Fremont, CA 94538; USA TEL:(510) 319-4000 FAX:(510) 661-0888
This report shall not be reproduced except in full, without the written approval of UL Verification Services Inc.

RADIATED EMISSIONS

Marker	Frequency (GHz)	Meter Reading (dBuV)	Det	AF T863 (dB/m)	Amp/Cbl/Fltr/Pad (dB)	Corrected Reading (dBuV/m)	Avg Limit (dBuV/m)	Margin (dB)	Peak Limit (dBuV/m)	PK Margin (dB)	UNII Non-Restricted (dBuV/m)	PK Margin (dB)	Azimuth (Degs)	Height (cm)	Polarity
4	* 12.2287	36.55	PK-U	38.9	-23.6	51.85	-	-	74	-22.15	-	-	46	200	H
	* 12.2265	25.71	ADR	38.9	-23.6	41.01	54	-12.99	-	-	-	-	46	200	H
5	* 7.3885	40.04	PK-U	36.1	-28.6	47.54	-	-	74	-26.46	-	-	88	200	V
	* 7.39021	28.4	ADR	36.1	-28.6	35.9	54	-18.1	-	-	-	-	88	200	V
2	2.03044	44.06	PK-U	31.6	-34.3	41.36	-	-	-	-	68.2	-26.84	0	101	V
1	3.0295	42.37	PK-U	32.9	-32.3	42.97	-	-	-	-	68.2	-25.23	0	101	H
3	10.53751	37.51	PK-U	37.5	-24.5	50.51	-	-	-	-	68.2	-17.69	30	101	H
6	14.87558	36.81	PK-U	40.4	-23.3	53.91	-	-	-	-	68.2	-14.29	40	200	V

* - indicates frequency in CFR47 Pt 15 / IC RSS-Restricted Band
PK-U - U-NII: Maximum Peak
ADR - U-NII AD primary method, RMS average

UL VERIFICATION SERVICES INC.
47173 Benicia Street, Fremont, CA 94538; USA TEL:(510) 319-4000 FAX:(510) 661-0888
This report shall not be reproduced except in full, without the written approval of UL Verification Services Inc.

HIGH CHANNEL RESULTS

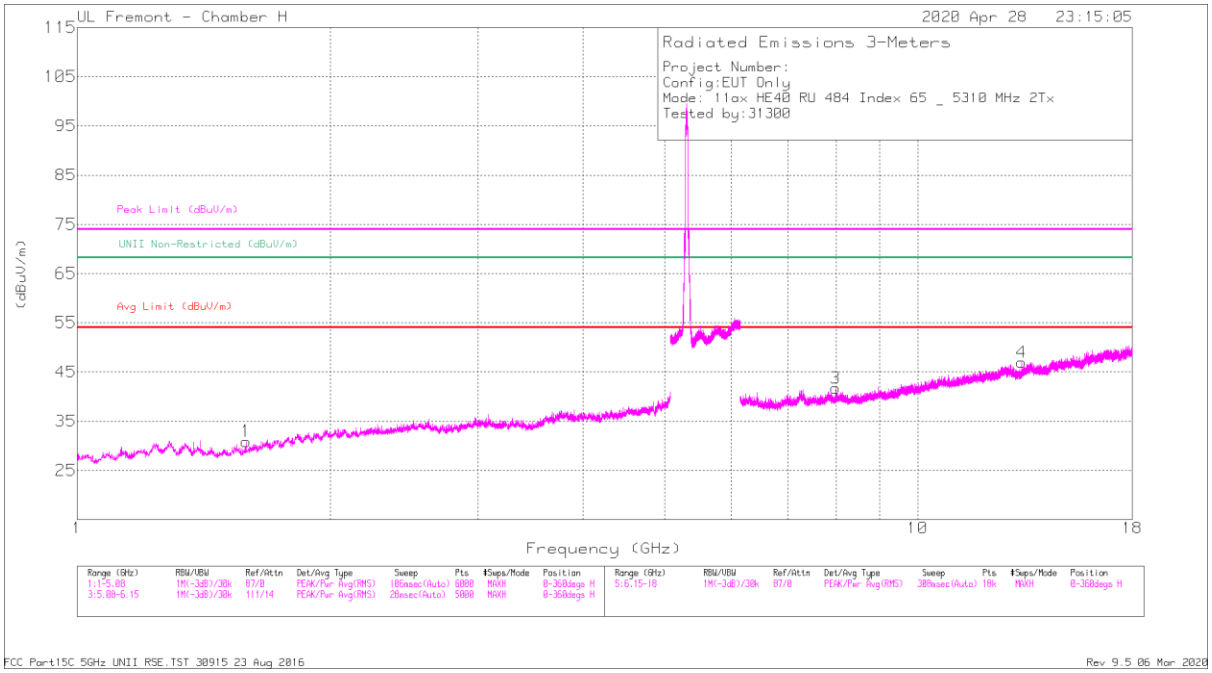

HORIZONTAL

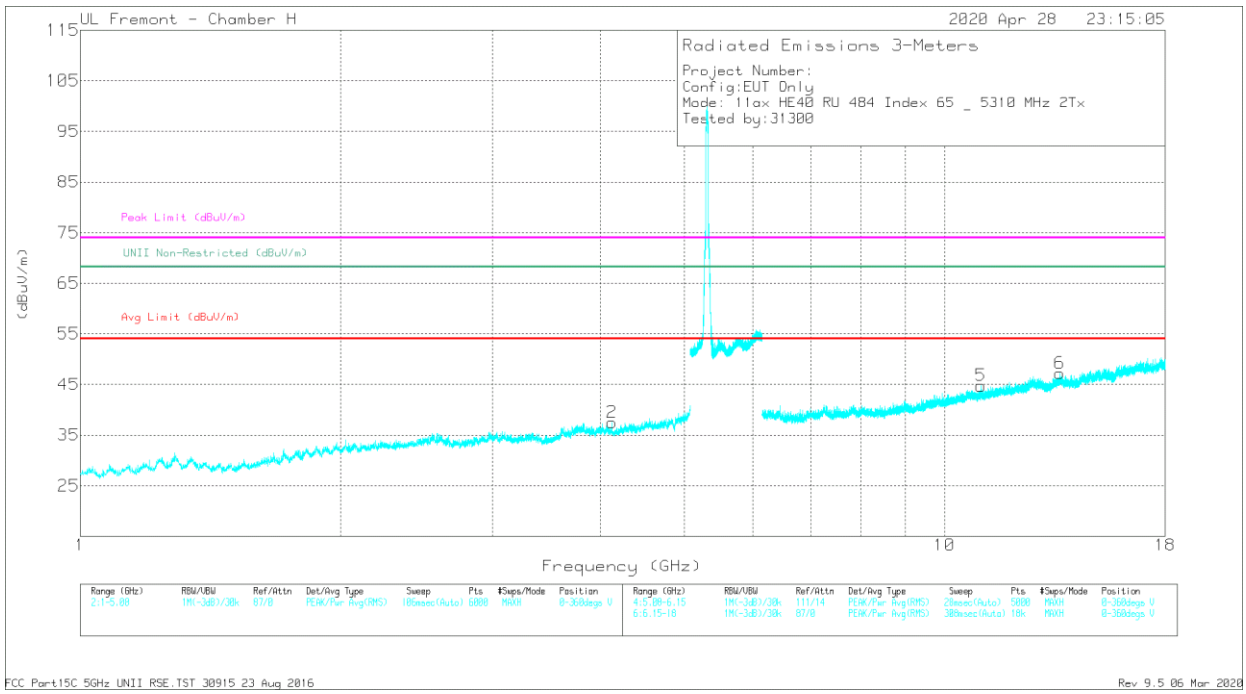

VERTICAL

UL VERIFICATION SERVICES INC.
47173 Benicia Street, Fremont, CA 94538; USA TEL:(510) 319-4000 FAX:(510) 661-0888
This report shall not be reproduced except in full, without the written approval of UL Verification Services Inc.

RADIATED EMISSIONS

Marker	Frequency (GHz)	Meter Reading (dBuV)	Det	AF T863 (dB/m)	Amp/Cbl/Fltr/Pad (dB)	Corrected Reading (dBuV/m)	Avg Limit (dBuV/m)	Margin (dB)	Peak Limit (dBuV/m)	PK Margin (dB)	UNII Non-Restricted (dBuV/m)	PK Margin (dB)	Azimuth (Degs)	Height (cm)	Polarity
1	* 1.58611	43.32	PK-U	28	-34.3	37.02	-	-	74	-36.98	-	-	140	101	H
	* 1.58593	31.45	ADR	28	-34.3	25.15	54	-28.85	-	-	-	-	140	101	H
2	* 4.12384	42.75	PK-U	33.5	-32.2	44.05	-	-	74	-29.95	-	-	276	101	V
	* 4.12251	31.12	ADR	33.5	-32.2	32.42	54	-21.58	-	-	-	-	276	101	V
4	* 13.294	38.35	PK-U	39.4	-24.2	53.55	-	-	74	-20.45	-	-	175	200	H
	* 13.2942	25.71	ADR	39.4	-24.2	40.91	54	-13.09	-	-	-	-	175	200	H
5	* 11.0133	36.85	PK-U	37.6	-23.8	50.65	-	-	74	-23.35	-	-	98	196	V
	* 11.0137	25.2	ADR	37.6	-23.8	39	54	-15	-	-	-	-	98	196	V
3	7.98571	38.6	PK-U	36.2	-27.1	47.7	-	-	-	-	68.2	-20.5	358	101	H
6	13.60272	37.84	PK-U	39.8	-23	54.64	-	-	-	-	68.2	-13.56	324	101	V

* - indicates frequency in CFR47 Pt 15 / IC RSS-Restricted Band
PK-U - U-NII: Maximum Peak
ADR - U-NII AD primary method, RMS average

UL VERIFICATION SERVICES INC.
47173 Benicia Street, Fremont, CA 94538; USA TEL:(510) 319-4000 FAX:(510) 661-0888
This report shall not be reproduced except in full, without the written approval of UL Verification Services Inc.

2TX ANTENNA 6 + ANTENNA 5 OFDMA MODE – 26 Tones, RU Index 17

BANDEDGE (HIGH CHANNEL)

HORIZONTAL RESULT

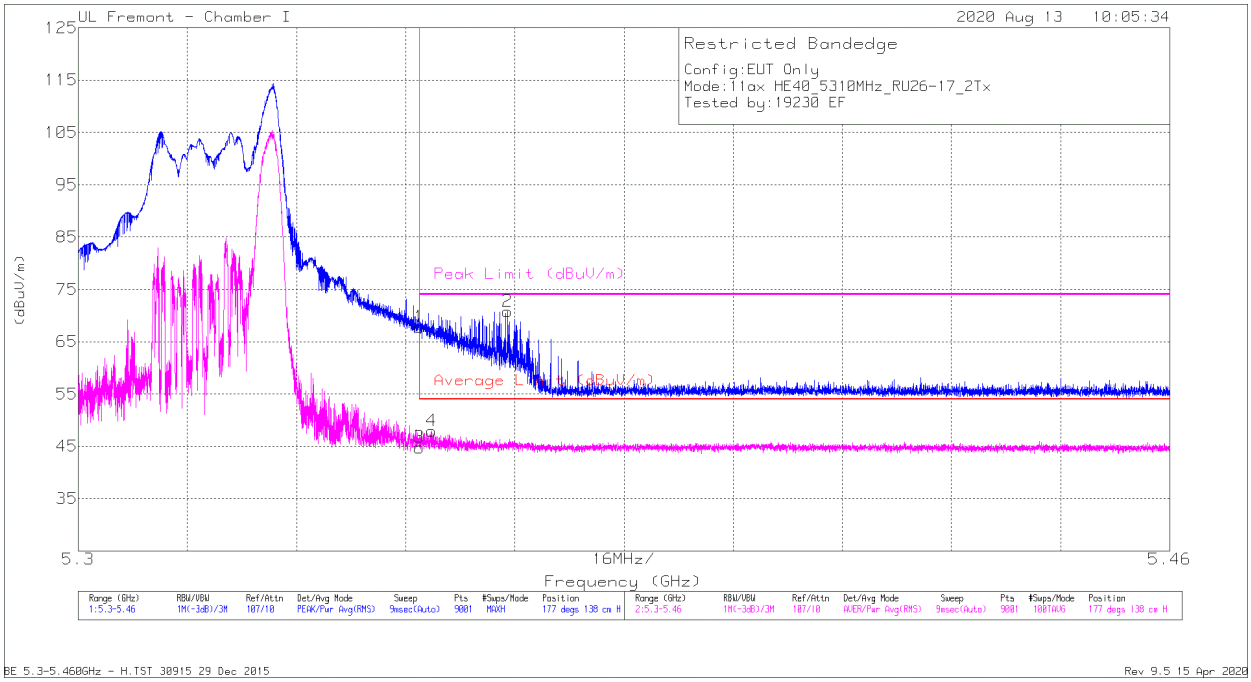

Marker	Frequency (GHz)	Meter Reading (dBuV)	Det	AF T346 (dB/m)	Amp/Cbl/Fltr/Pad (dB)	DC Corr (dB)	Corrected Reading (dBuV/m)	Average Limit (dBuV/m)	Margin (dB)	Peak Limit (dBuV/m)	PK Margin (dB)	Azimuth (Degs)	Height (cm)	Polarity
1	* 5.35001	47.06	Pk	34.7	-14	0	67.76	-	-	74	-6.24	177	138	H
2	* 5.36292	50.01	Pk	34.7	-13.9	0	70.81	-	-	74	-3.19	177	138	H
3	* 5.35001	24.07	RMS	34.7	-14	0	44.77	54	-9.23	-	-	177	138	H
4	* 5.35184	27.26	RMS	34.7	-14	0	47.96	54	-6.04	-	-	177	138	H

* - indicates frequency in CFR47 Pt 15 / IC RSS-Restricted Band
Pk - Peak detector
RMS - RMS detection

UL VERIFICATION SERVICES INC.
47173 Benicia Street, Fremont, CA 94538; USA TEL:(510) 319-4000 FAX:(510) 661-0888
This report shall not be reproduced except in full, without the written approval of UL Verification Services Inc.

VERTICAL RESULT

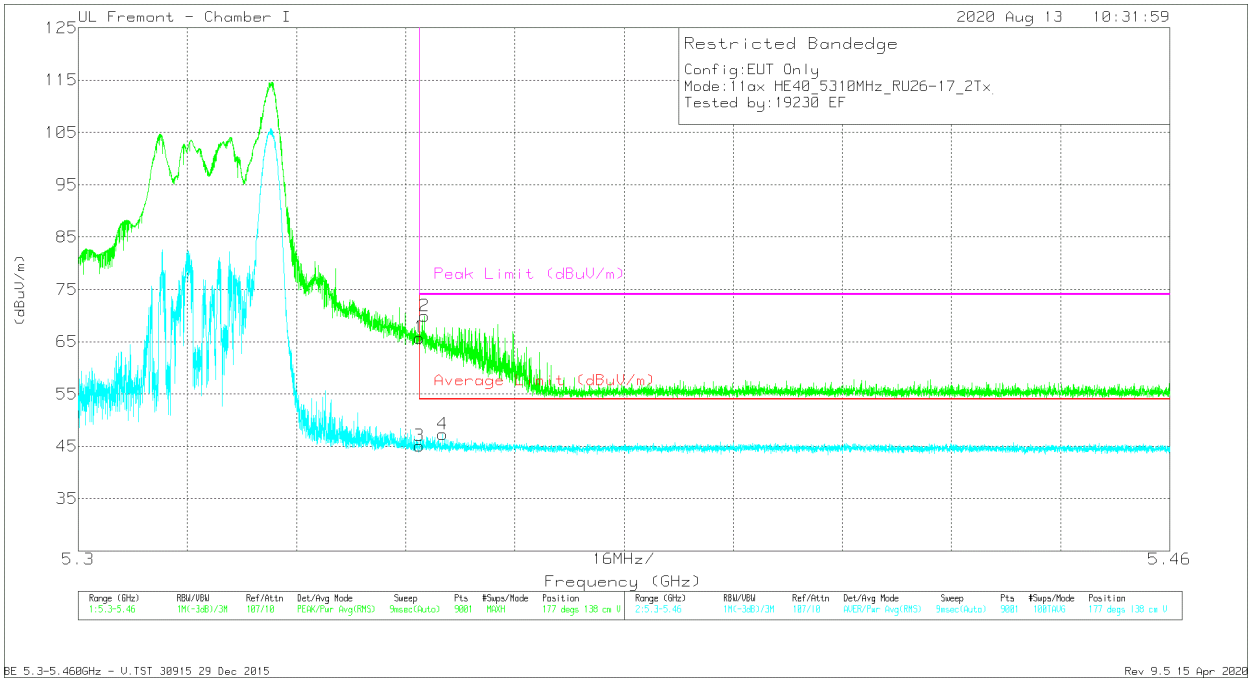

Marker	Frequency (GHz)	Meter Reading (dBuV)	Det	AF T346 (dB/m)	Amp/Cbl/Fltr/Pad (dB)	DC Corr (dB)	Corrected Reading (dBuV/m)	Average Limit (dBuV/m)	Margin (dB)	Peak Limit (dBuV/m)	PK Margin (dB)	Azimuth (Degs)	Height (cm)	Polarity
1	* 5.35001	45.05	Pk	34.7	-14	0	65.75	-	-	74	-8.25	177	138	V
2	* 5.35074	49.24	Pk	34.7	-14	0	69.94	-	-	74	-4.06	177	138	V
3	* 5.35001	24.41	RMS	34.7	-14	0	45.11	54	-8.89	-	-	177	138	V
4	* 5.35342	26.59	RMS	34.7	-14	0	47.29	54	-6.71	-	-	177	138	V

* - indicates frequency in CFR47 Pt 15 / IC RSS-Restricted Band
Pk - Peak detector
RMS - RMS detection

UL VERIFICATION SERVICES INC.
47173 Benicia Street, Fremont, CA 94538; USA TEL:(510) 319-4000 FAX:(510) 661-0888
This report shall not be reproduced except in full, without the written approval of UL Verification Services Inc.

HARMONICS AND SPURIOUS EMISSIONS

LOW CHANNEL RESULTS

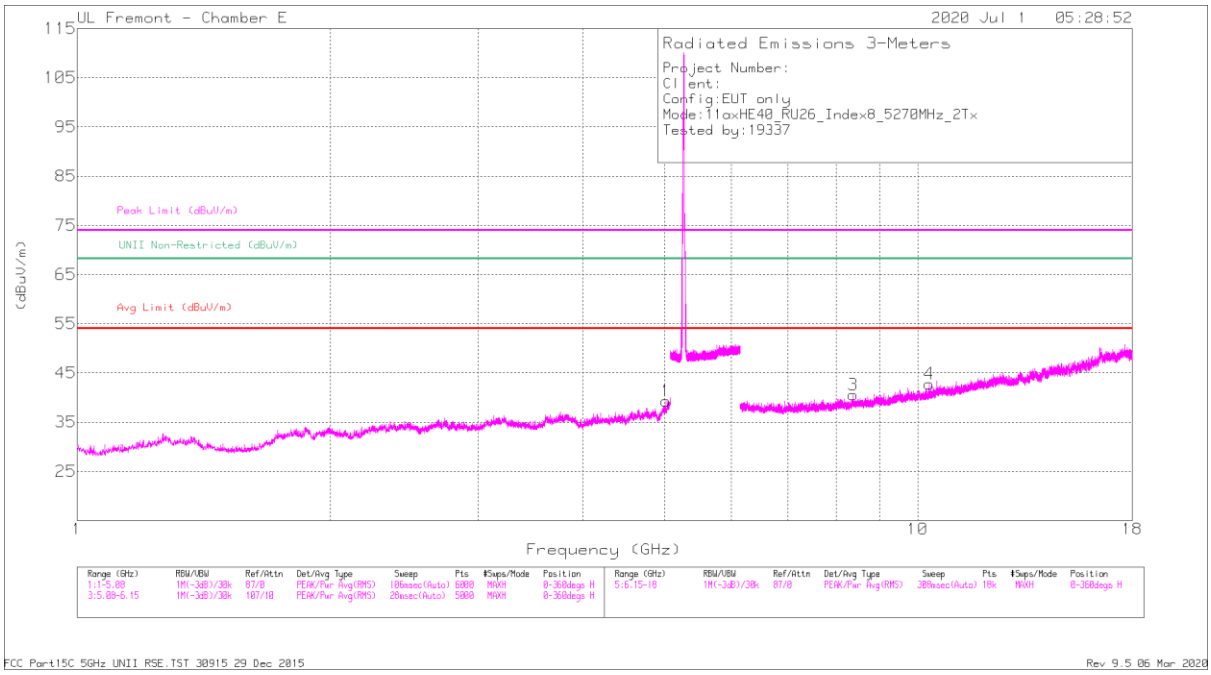

HORIZONTAL

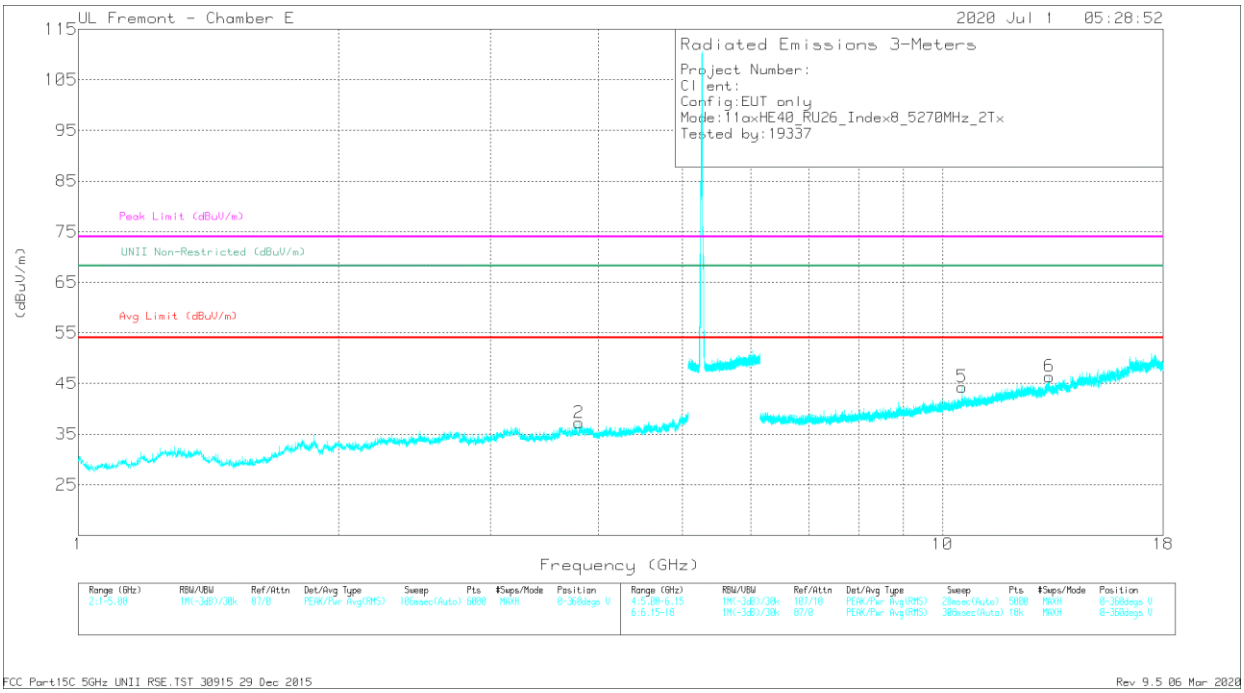

VERTICAL

UL VERIFICATION SERVICES INC.
47173 Benicia Street, Fremont, CA 94538; USA TEL:(510) 319-4000 FAX:(510) 661-0888
This report shall not be reproduced except in full, without the written approval of UL Verification Services Inc.

RADIATED EMISSIONS

Marker	Frequency (GHz)	Meter Reading (dBuV)	Det	AF T712 (dB/m)	Amp/Cbl/Fltr/Pad (dB)	Corrected Reading (dBuV/m)	Avg Limit (dBuV/m)	Margin (dB)	Peak Limit (dBuV/m)	PK Margin (dB)	UNII Non-Restricted (dBuV/m)	PK Margin (dB)	Azimuth (Degs)	Height (cm)	Polarity
1	* 5.01936	41.25	PK-U	34.1	-30.3	45.05	-	-	74	-28.95	-	-	0	113	H
	* 5.02001	29.48	ADR	34.1	-30.3	33.28	54	-20.72	-	-	-	-	0	113	H
2	* 3.79288	42.73	PK-U	33.6	-32.8	43.53	-	-	74	-30.47	-	-	114	229	V
	* 3.79357	30.72	ADR	33.6	-32.7	31.62	54	-22.38	-	-	-	-	114	229	V
3	* 8.38117	38.12	PK-U	35.8	-27.3	46.62	-	-	74	-27.38	-	-	62	337	H
	* 8.38272	26.46	ADR	35.8	-27.3	34.96	54	-19.04	-	-	-	-	62	337	H
6	* 13.30124	35.37	PK-U	39.3	-22.5	52.17	-	-	74	-21.83	-	-	173	218	V
	* 13.30226	23.59	ADR	39.3	-22.6	40.29	54	-13.71	-	-	-	-	173	218	V
4	10.32399	37.36	PK-U	37.3	-25.8	48.86	-	-	-	-	68.2	-19.34	296	353	H
5	10.53709	42.1	PK-U	37.6	-26.1	53.6	-	-	-	-	68.2	-14.6	68	102	V

* - indicates frequency in CFR47 Pt 15 / IC RSS-Restricted Band
PK-U - U-NII: Maximum Peak
ADR - U-NII AD primary method, RMS average

UL VERIFICATION SERVICES INC.
47173 Benicia Street, Fremont, CA 94538; USA TEL:(510) 319-4000 FAX:(510) 661-0888
This report shall not be reproduced except in full, without the written approval of UL Verification Services Inc.

HIGH CHANNEL RESULTS

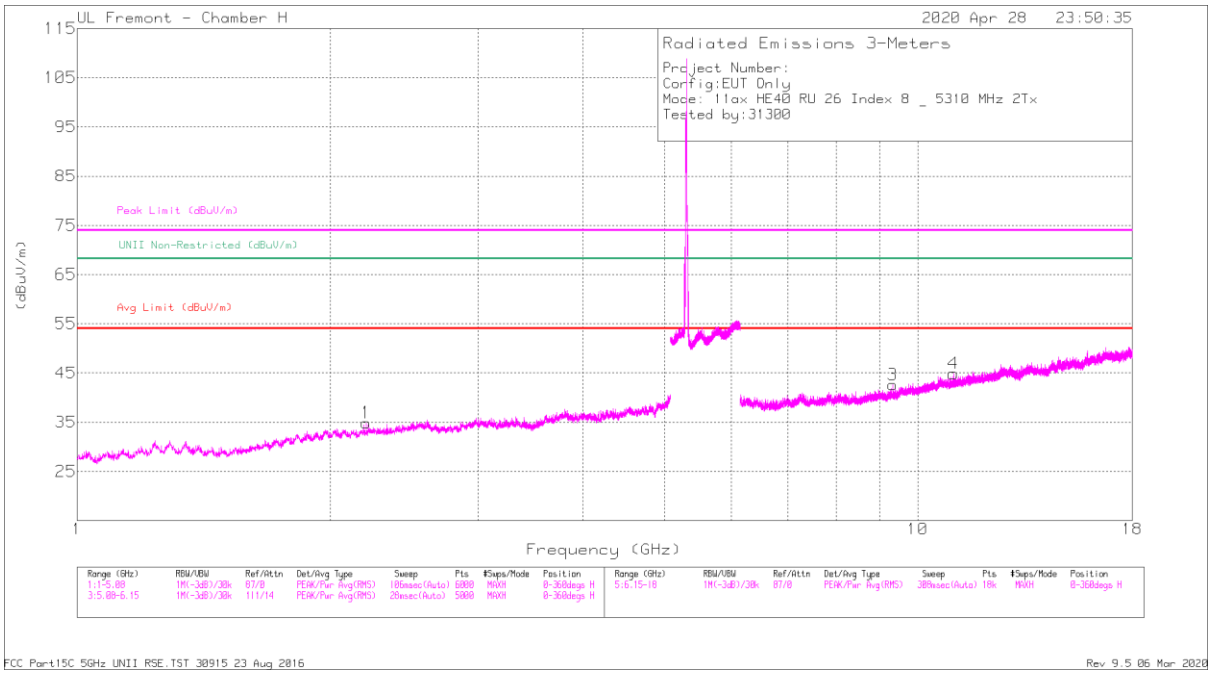

HORIZONTAL

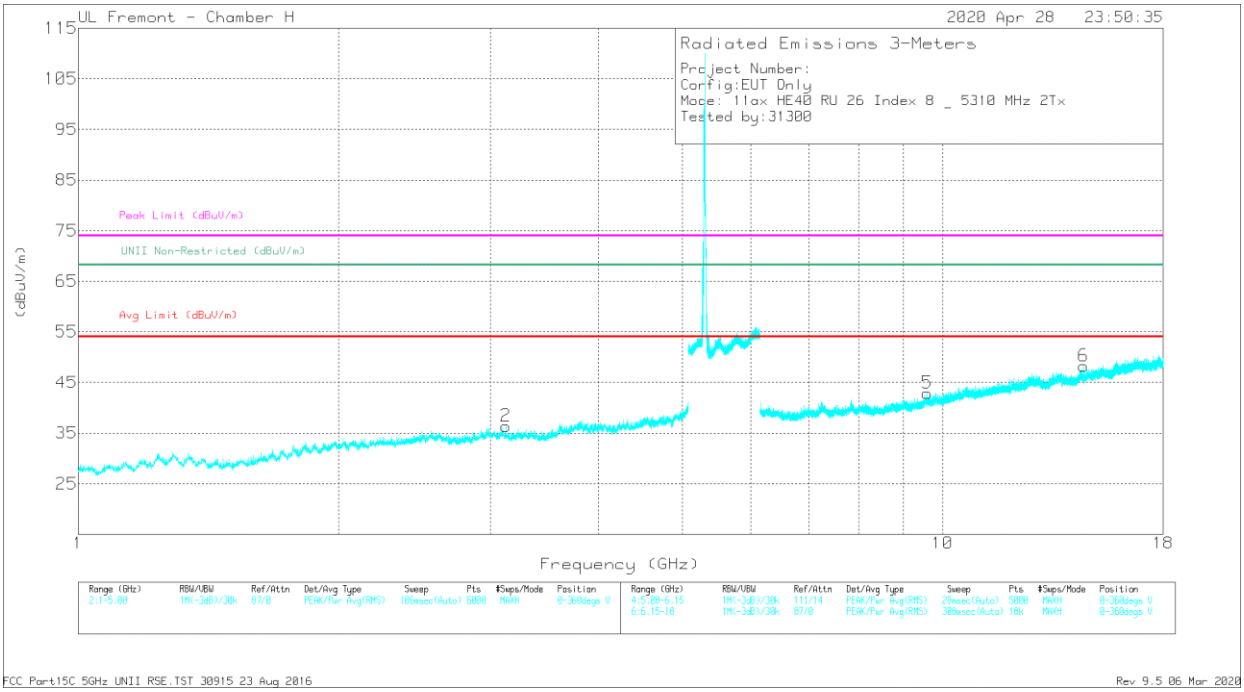

VERTICAL

UL VERIFICATION SERVICES INC.
47173 Benicia Street, Fremont, CA 94538; USA TEL:(510) 319-4000 FAX:(510) 661-0888
This report shall not be reproduced except in full, without the written approval of UL Verification Services Inc.

RADIATED EMISSIONS

Marker	Frequency (GHz)	Meter Reading (dBuV)	Det	AF T863 (dB/m)	Amp/Cbl/Fltr/Pad (dB)	Corrected Reading (dBuV/m)	Avg Limit (dBuV/m)	Margin (dB)	Peak Limit (dBuV/m)	PK Margin (dB)	UNII Non-Restricted (dBuV/m)	PK Margin (dB)	Azimuth (Degs)	Height (cm)	Polarity
1	* 2.20422	42.43	PK-U	31.7	-33.5	40.63	-	-	74	-33.37	-	-	4	200	H
	* 2.20414	30.57	ADR	31.7	-33.5	28.77	54	-25.23	-	-	-	-	4	200	H
3	* 9.3388	37.34	PK-U	36.5	-25.6	48.24	-	-	74	-25.76	-	-	200	101	H
	* 9.33814	25.81	ADR	36.5	-25.6	36.71	54	-17.29	-	-	-	-	200	101	H
4	* 11.0306	38.45	PK-U	37.7	-23.7	52.45	-	-	74	-21.55	-	-	58	199	H
	* 11.0301	25.18	ADR	37.7	-23.7	39.18	54	-14.82	-	-	-	-	58	199	H
2	3.12375	43.08	PK-U	33	-33.3	42.78	-	-	-	-	68.2	-25.42	22	200	V
5	9.59744	37.42	PK-U	36.8	-25.2	49.02	-	-	-	-	68.2	-19.18	283	199	V
6	14.56648	37.78	PK-U	40	-23.6	54.18	-	-	-	-	68.2	-14.02	126	199	V

* - indicates frequency in CFR47 Pt 15 / IC RSS-Restricted Band
PK-U - U-NII: Maximum Peak
ADR - U-NII AD primary method, RMS average

UL VERIFICATION SERVICES INC.
47173 Benicia Street, Fremont, CA 94538; USA TEL:(510) 319-4000 FAX:(510) 661-0888
This report shall not be reproduced except in full, without the written approval of UL Verification Services Inc.

1.1.12. TX ABOVE 1 GHz 802.11ax HE80 MODE IN THE 5.3 GHz BAND

ANTENNA 6 – 996 Tones, RU Index 67

BANDEDGE (MID CHANNEL)

HORIZONTAL RESULT

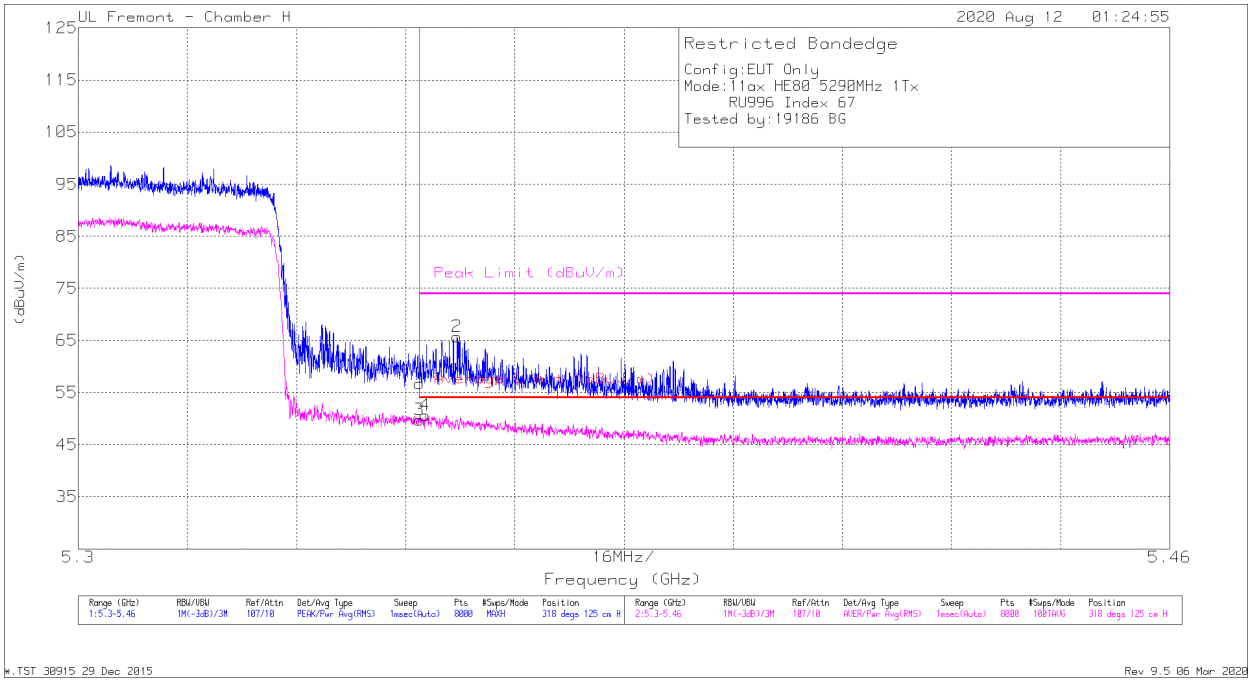

Marker	Frequency (GHz)	Meter Reading (dBuV)	Det	AF T863 (dB/m)	Amp/Cbl/Fltr/Pad (dB)	Corrected Reading (dBuV/m)	Average Limit (dBuV/m)	Margin (dB)	Peak Limit (dBuV/m)	PK Margin (dB)	Azimuth (Degs)	Height (cm)	Polarity
1	* 5.35001	42.75	Pk	34.9	-20.9	56.75	-	-	74	-17.25	318	125	H
2	* 5.35555	51.71	Pk	34.9	-20.9	65.71	-	-	74	-8.29	318	125	H
3	* 5.35001	35.81	RMS	34.9	-20.9	49.81	54	-4.19	-	-	318	125	H
4	* 5.35085	36.68	RMS	34.9	-20.9	50.68	54	-3.32	-	-	318	125	H

* - indicates frequency in CFR47 Pt 15 / IC RSS-Restricted Band
Pk - Peak detector
RMS - RMS detection

UL VERIFICATION SERVICES INC.
47173 Benicia Street, Fremont, CA 94538; USA TEL:(510) 319-4000 FAX:(510) 661-0888
This report shall not be reproduced except in full, without the written approval of UL Verification Services Inc.

VERTICAL RESULT

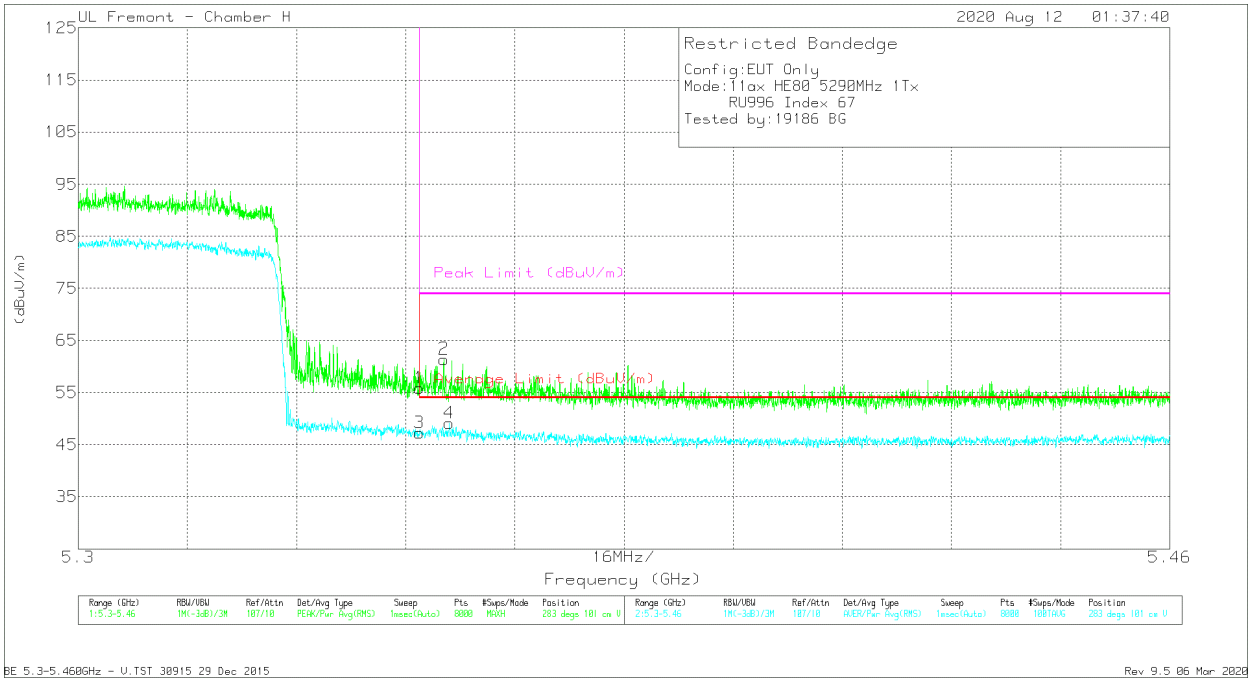

Marker	Frequency (GHz)	Meter Reading (dBuV)	Det	AF T863 (dB/m)	Amp/Cbl/Fltr/Pad (dB)	Corrected Reading (dBuV/m)	Average Limit (dBuV/m)	Margin (dB)	Peak Limit (dBuV/m)	PK Margin (dB)	Azimuth (Degs)	Height (cm)	Polarity
1	* 5.35001	41.83	Pk	34.9	-20.9	55.83	-	-	74	-18.17	283	101	V
2	* 5.35359	47.51	Pk	34.9	-21	61.41	-	-	74	-12.59	283	101	V
3	* 5.35001	33.26	RMS	34.9	-20.9	47.26	54	-6.74	-	-	283	101	V
4	* 5.35439	35.22	RMS	34.9	-21	49.12	54	-4.88	-	-	283	101	V

* - indicates frequency in CFR47 Pt 15 / IC RSS-Restricted Band
Pk - Peak detector
RMS - RMS detection

UL VERIFICATION SERVICES INC.
47173 Benicia Street, Fremont, CA 94538; USA TEL:(510) 319-4000 FAX:(510) 661-0888
This report shall not be reproduced except in full, without the written approval of UL Verification Services Inc.

ANTENNA 6 – 26 Tones, RU Index 36

BANDEDGE (MID CHANNEL)

HORIZONTAL RESULT

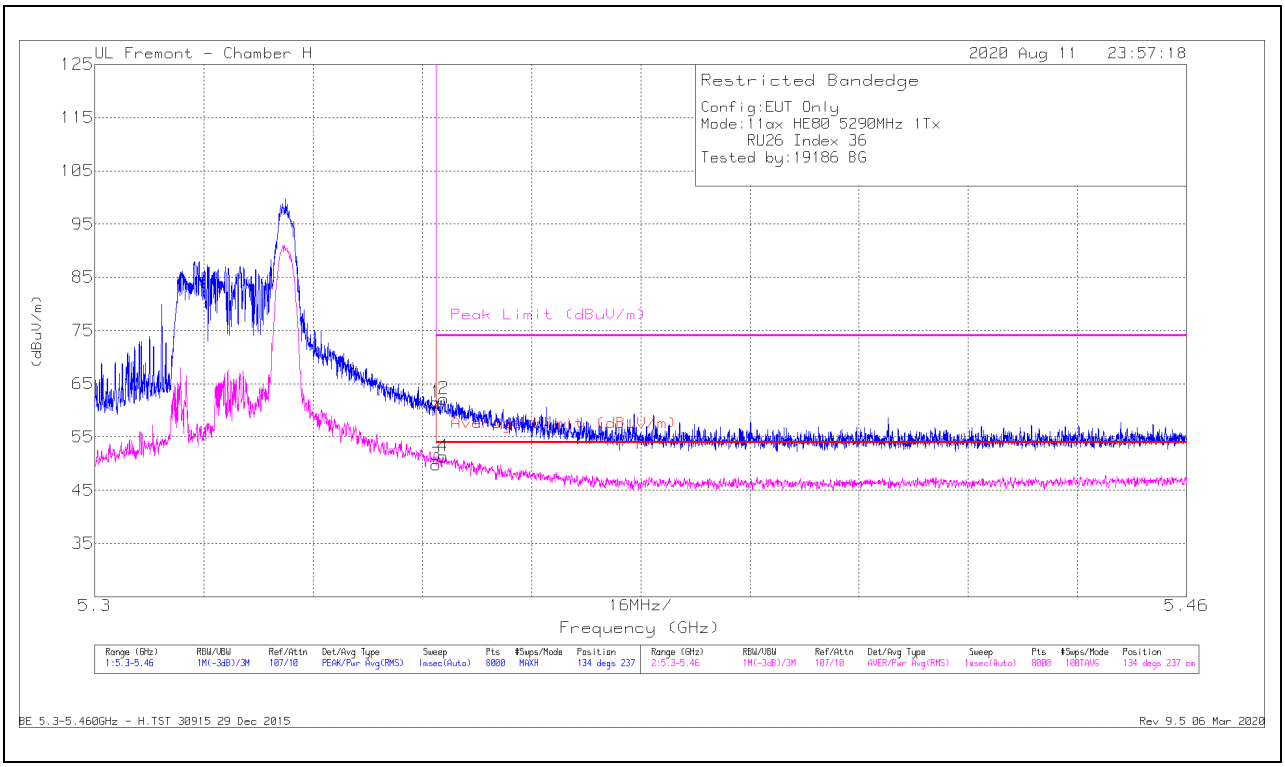

Marker	Frequency (GHz)	Meter Reading (dBuV)	Det	AF T863 (dB/m)	Amp/Cbl/Fltr/Pad (dB)	Corrected Reading (dBuV/m)	Average Limit (dBuV/m)	Margin (dB)	Peak Limit (dBuV/m)	PK Margin (dB)	Azimuth (Degs)	Height (cm)	Polarity
1	* 5.35001	47.5	Pk	34.9	-20.9	61.5	-	-	74	-12.5	134	237	H
2	* 5.35117	48.18	Pk	34.9	-20.9	62.18	-	-	74	-11.82	134	237	H
3	* 5.35001	35.82	RMS	34.9	-20.9	49.82	54	-4.18	-	-	134	237	H
4	* 5.35105	37.33	RMS	34.9	-20.9	51.33	54	-2.67	-	-	134	237	H

* - indicates frequency in CFR47 Pt 15 / IC RSS-Restricted Band
Pk - Peak detector
RMS - RMS detection

UL VERIFICATION SERVICES INC.
47173 Benicia Street, Fremont, CA 94538; USA TEL:(510) 319-4000 FAX:(510) 661-0888
This report shall not be reproduced except in full, without the written approval of UL Verification Services Inc.

VERTICAL RESULT

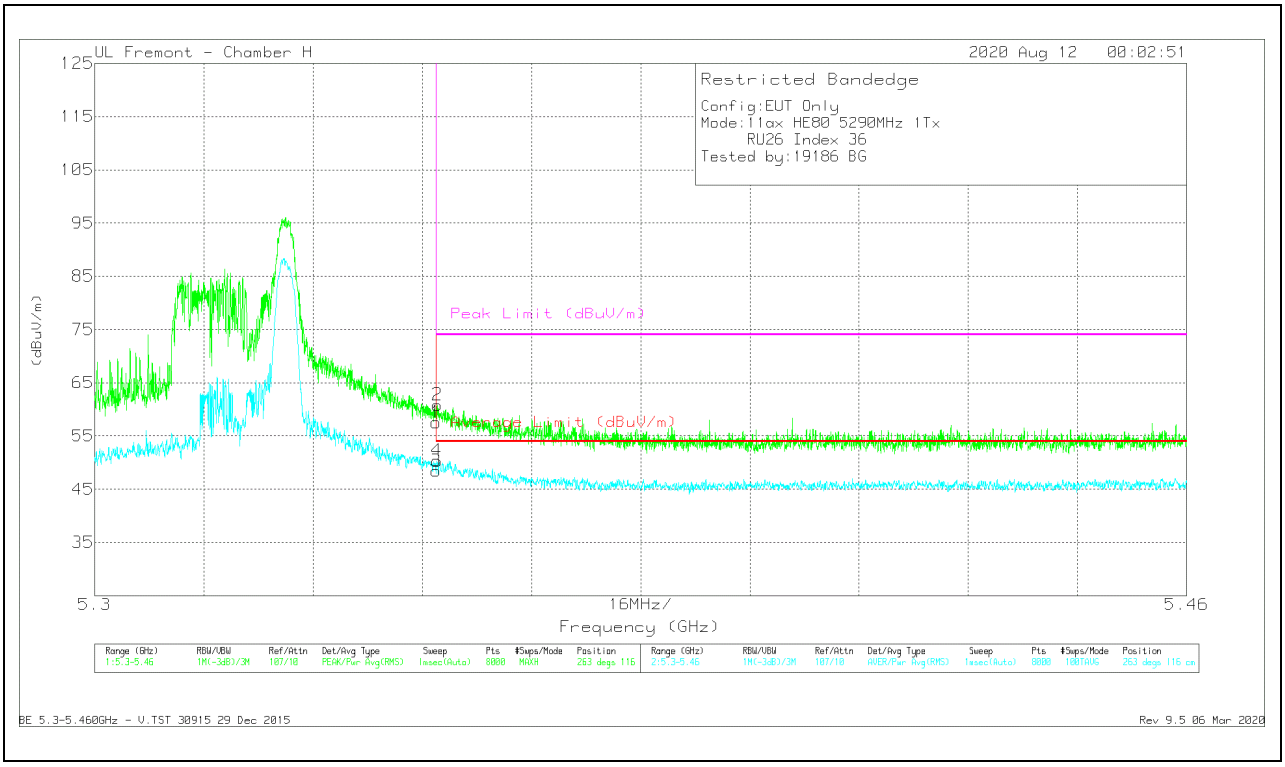

Marker	Frequency (GHz)	Meter Reading (dBuV)	Det	AF T863 (dB/m)	Amp/Cbl/Fltr/Pad (dB)	Corrected Reading (dBuV/m)	Average Limit (dBuV/m)	Margin (dB)	Peak Limit (dBuV/m)	PK Margin (dB)	Azimuth (Degs)	Height (cm)	Polarity
1	* 5.35001	43.58	Pk	34.9	-20.9	57.58	-	-	74	-16.42	263	116	V
2	* 5.35023	46.81	Pk	34.9	-20.9	60.81	-	-	74	-13.19	263	116	V
3	* 5.35001	34.45	RMS	34.9	-20.9	48.45	54	-5.55	-	-	263	116	V
4	* 5.35015	36.35	RMS	34.9	-20.9	50.35	54	-3.65	-	-	263	116	V

* - indicates frequency in CFR47 Pt 15 / IC RSS-Restricted Band
Pk - Peak detector
RMS - RMS detection

UL VERIFICATION SERVICES INC.
47173 Benicia Street, Fremont, CA 94538; USA TEL:(510) 319-4000 FAX:(510) 661-0888
This report shall not be reproduced except in full, without the written approval of UL Verification Services Inc.

ANTENNA 5 – 996 Tones, RU Index 67

BANDEDGE (MID CHANNEL)

HORIZONTAL RESULT

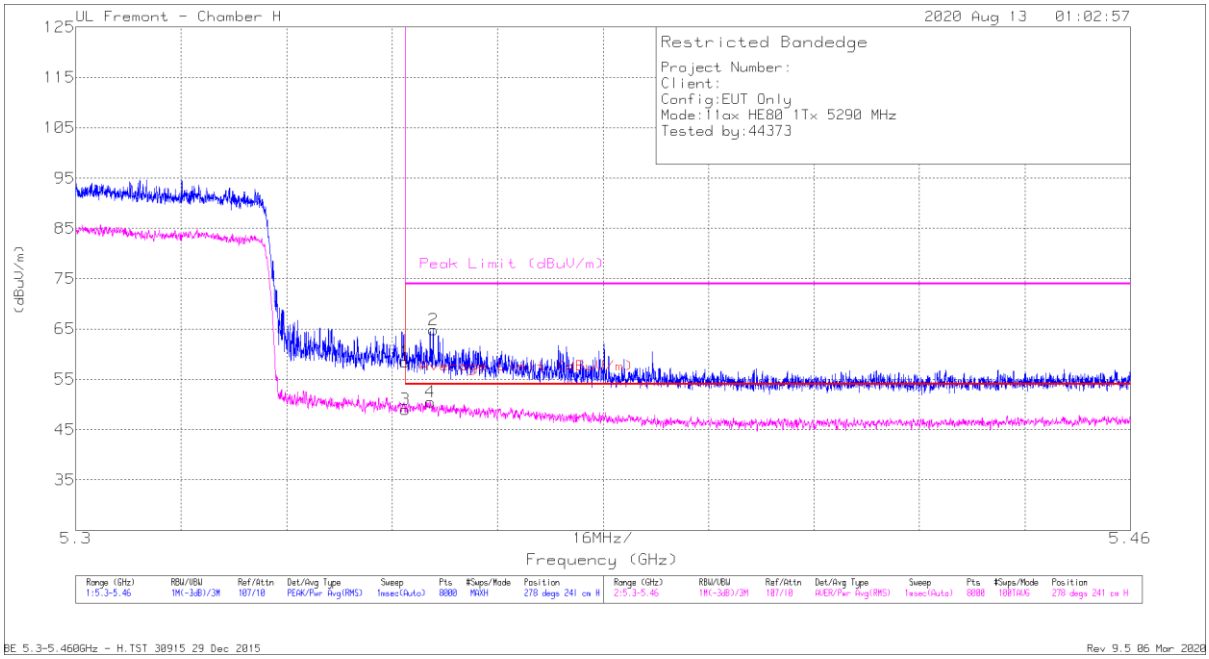

Marker	Frequency (GHz)	Meter Reading (dBuV)	Det	AF T863 (dB/m)	Amp/Cbl/Fltr/Pad (dB)	Corrected Reading (dBuV/m)	Average Limit (dBuV/m)	Margin (dB)	Peak Limit (dBuV/m)	PK Margin (dB)	Azimuth (Degs)	Height (cm)	Polarity
1	* 5.35001	44.54	Pk	34.9	-20.9	58.54	-	-	74	-15.46	278	241	H
2	* 5.35425	50.98	Pk	34.9	-21	64.88	-	-	74	-9.12	278	241	H
3	* 5.35001	35.02	RMS	34.9	-20.9	49.02	54	-4.98	-	-	278	241	H
4	* 5.35377	36.64	RMS	34.9	-21	50.54	54	-3.46	-	-	278	241	H

* - indicates frequency in CFR47 Pt 15 / IC RSS-Restricted Band
Pk - Peak detector
RMS - RMS detection

UL VERIFICATION SERVICES INC.
47173 Benicia Street, Fremont, CA 94538; USA TEL:(510) 319-4000 FAX:(510) 661-0888
This report shall not be reproduced except in full, without the written approval of UL Verification Services Inc.

VERTICAL RESULT

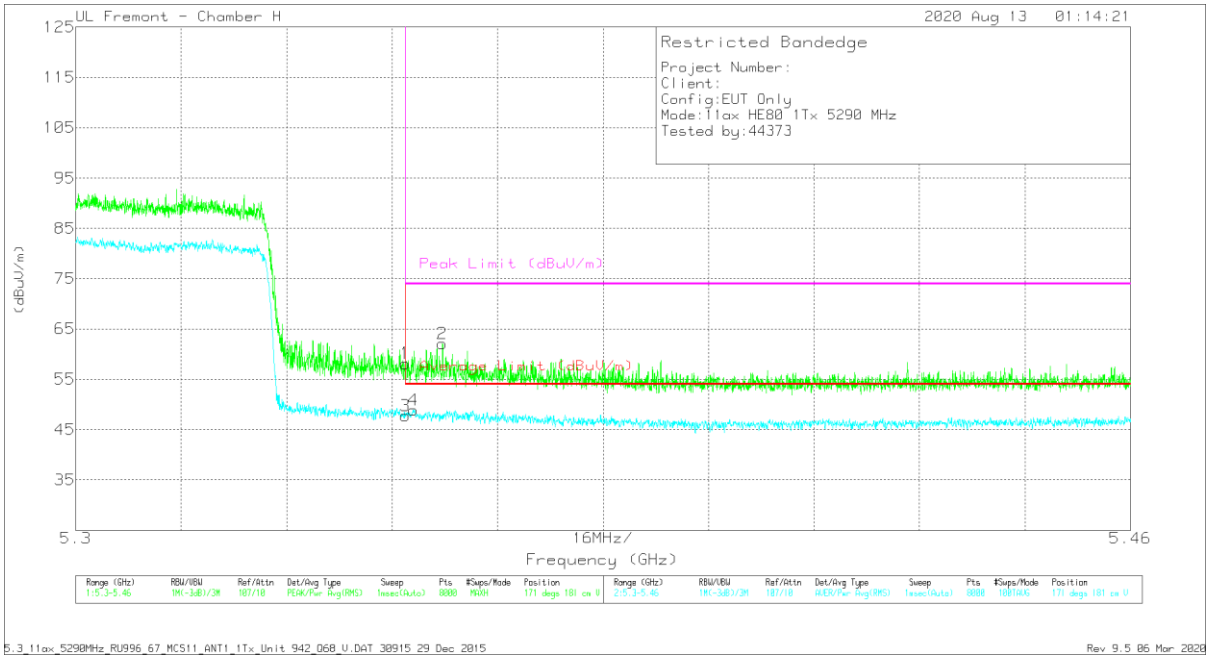

Marker	Frequency (GHz)	Meter Reading (dBuV)	Det	AF T863 (dB/m)	Amp/Cbl/Fltr/Pad (dB)	Corrected Reading (dBuV/m)	Average Limit (dBuV/m)	Margin (dB)	Peak Limit (dBuV/m)	PK Margin (dB)	Azimuth (Degs)	Height (cm)	Polarity
1	* 5.35001	44.17	Pk	34.9	-20.9	58.17	-	-	74	-15.83	171	181	V
2	* 5.35565	48.1	Pk	34.9	-20.9	62.1	-	-	74	-11.9	171	181	V
3	* 5.35001	33.82	RMS	34.9	-20.9	47.82	54	-6.18	-	-	171	181	V
4	* 5.35119	34.93	RMS	34.9	-20.9	48.93	54	-5.07	-	-	171	181	V

* - indicates frequency in CFR47 Pt 15 / IC RSS-Restricted Band
Pk - Peak detector
RMS - RMS detection

UL VERIFICATION SERVICES INC.
47173 Benicia Street, Fremont, CA 94538; USA TEL:(510) 319-4000 FAX:(510) 661-0888
This report shall not be reproduced except in full, without the written approval of UL Verification Services Inc.

ANTENNA 5 – 26 Tones, RU Index 36

BANDEDGE (MID CHANNEL)

HORIZONTAL RESULT

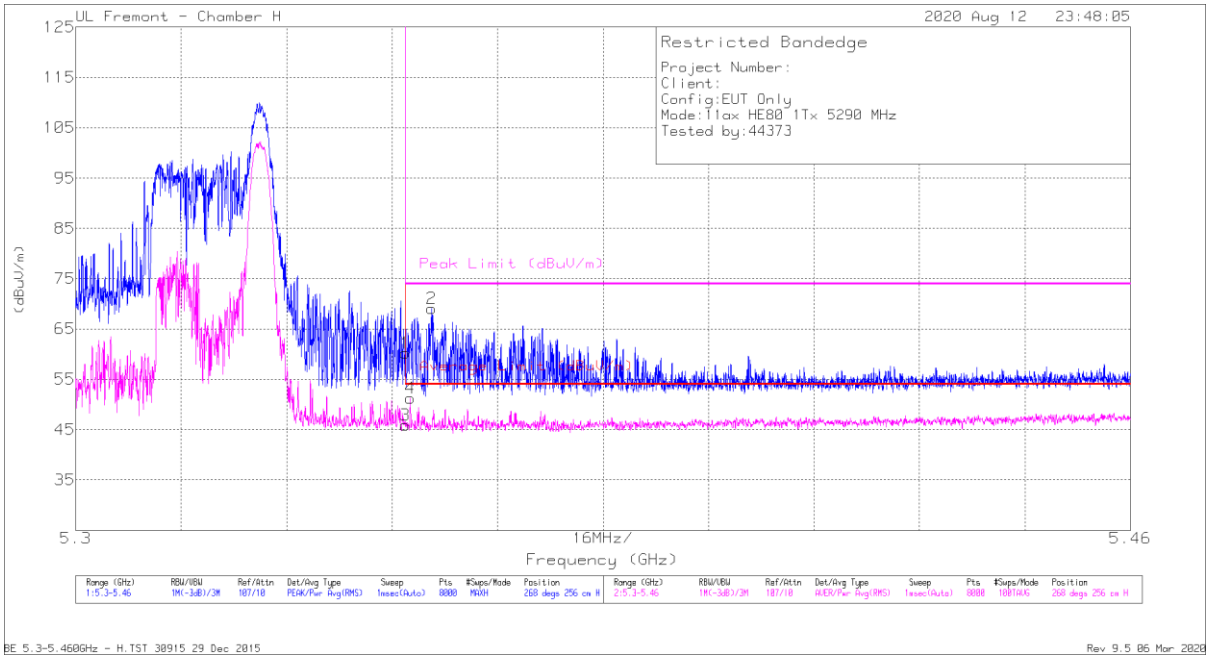

Marker	Frequency (GHz)	Meter Reading (dBuV)	Det	AF T863 (dB/m)	Amp/Cbl/Fltr/Pad (dB)	Corrected Reading (dBuV/m)	Average Limit (dBuV/m)	Margin (dB)	Peak Limit (dBuV/m)	PK Margin (dB)	Azimuth (Degs)	Height (cm)	Polarity
1	* 5.35001	46.28	Pk	34.9	-20.9	60.28	-	-	74	-13.72	268	256	H
2	* 5.35399	55.15	Pk	34.9	-21	69.05	-	-	74	-4.95	268	256	H
3	* 5.35001	31.92	RMS	34.9	-20.9	45.92	54	-8.08	-	-	268	256	H
4	* 5.35075	37.26	RMS	34.9	-20.9	51.26	54	-2.74	-	-	268	256	H

* - indicates frequency in CFR47 Pt 15 / IC RSS-Restricted Band
Pk - Peak detector
RMS - RMS detection

UL VERIFICATION SERVICES INC.
47173 Benicia Street, Fremont, CA 94538; USA TEL:(510) 319-4000 FAX:(510) 661-0888
This report shall not be reproduced except in full, without the written approval of UL Verification Services Inc.

VERTICAL RESULT

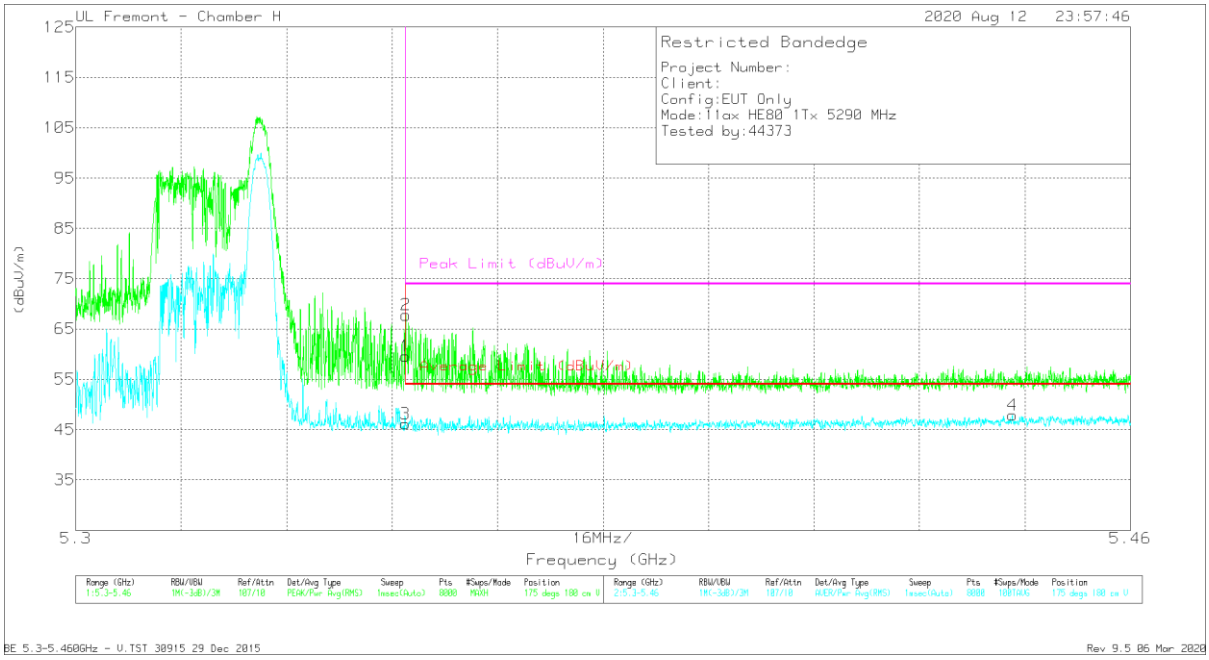

Marker	Frequency (GHz)	Meter Reading (dBuV)	Det	AF T863 (dB/m)	Amp/Cbl/Fltr/Pad (dB)	Corrected Reading (dBuV/m)	Average Limit (dBuV/m)	Margin (dB)	Peak Limit (dBuV/m)	PK Margin (dB)	Azimuth (Degs)	Height (cm)	Polarity
1	* 5.35001	45.59	Pk	34.9	-20.9	59.59	-	-	74	-14.41	175	180	V
2	* 5.35007	53.77	Pk	34.9	-20.9	67.77	-	-	74	-6.23	175	180	V
3	* 5.35001	32.19	RMS	34.9	-20.9	46.19	54	-7.81	-	-	175	180	V
4	* 5.44208	33.69	RMS	35.1	-20.9	47.89	54	-6.11	-	-	175	180	V

* - indicates frequency in CFR47 Pt 15 / IC RSS-Restricted Band
Pk - Peak detector
RMS - RMS detection

UL VERIFICATION SERVICES INC.
47173 Benicia Street, Fremont, CA 94538; USA TEL:(510) 319-4000 FAX:(510) 661-0888
This report shall not be reproduced except in full, without the written approval of UL Verification Services Inc.

2TX ANTENNA 6 + ANTENNA 5 OFDMA MODE – 996 Tones, RU Index 67

BANDEDGE (MID CHANNEL)

HORIZONTAL RESULT

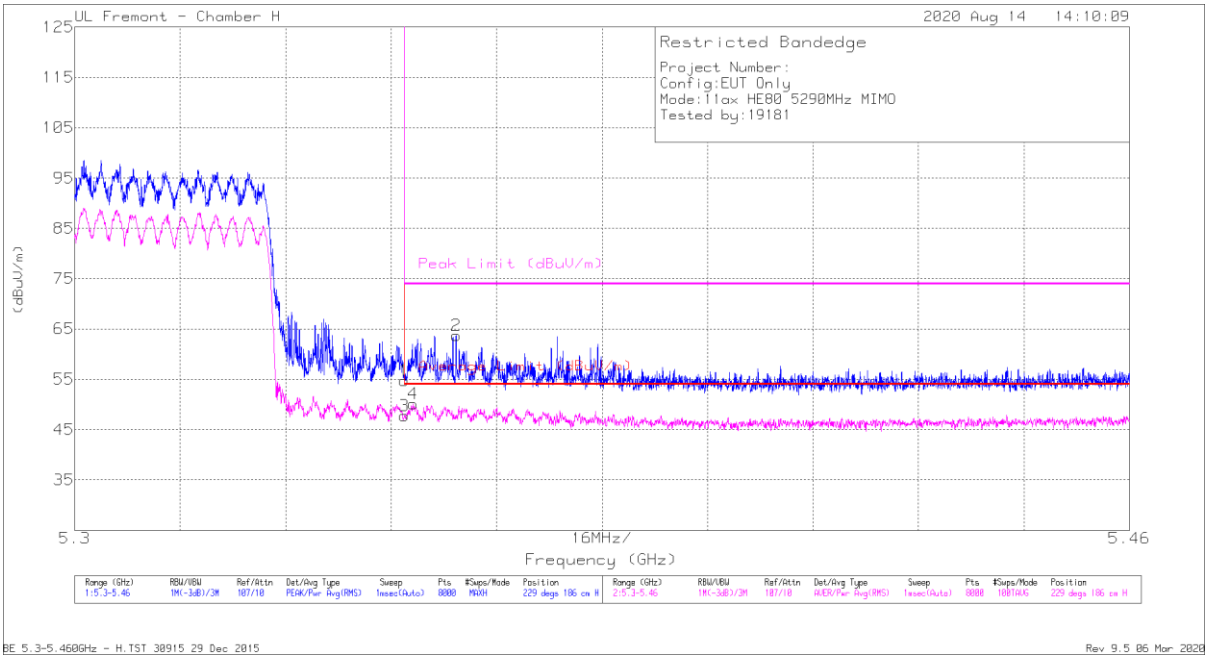

Marker	Frequency (GHz)	Meter Reading (dBuV)	Det	AF T863 (dB/m)	Amp/Cbl/Fltr/Pad (dB)	DC Corr (dB)	Corrected Reading (dBuV/m)	Average Limit (dBuV/m)	Margin (dB)	Peak Limit (dBuV/m)	PK Margin (dB)	Azimuth (Degs)	Height (cm)	Polarity
1	* 5.35001	40.77	Pk	34.9	-20.9	0	54.77	-	-	74	-19.23	229	186	H
2	* 5.35785	49.73	Pk	34.9	-20.9	0	63.73	-	-	74	-10.27	229	186	H
3	* 5.35001	33.76	RMS	34.9	-20.9	.1	47.86	54	-6.14	-	-	229	186	H
4	* 5.35133	36.16	RMS	34.9	-20.9	.1	50.26	54	-3.74	-	-	229	186	H

* - indicates frequency in CFR47 Pt 15 / IC RSS-Restricted Band
Pk - Peak detector
RMS - RMS detection

UL VERIFICATION SERVICES INC.
47173 Benicia Street, Fremont, CA 94538; USA TEL:(510) 319-4000 FAX:(510) 661-0888
This report shall not be reproduced except in full, without the written approval of UL Verification Services Inc.

VERTICAL RESULT

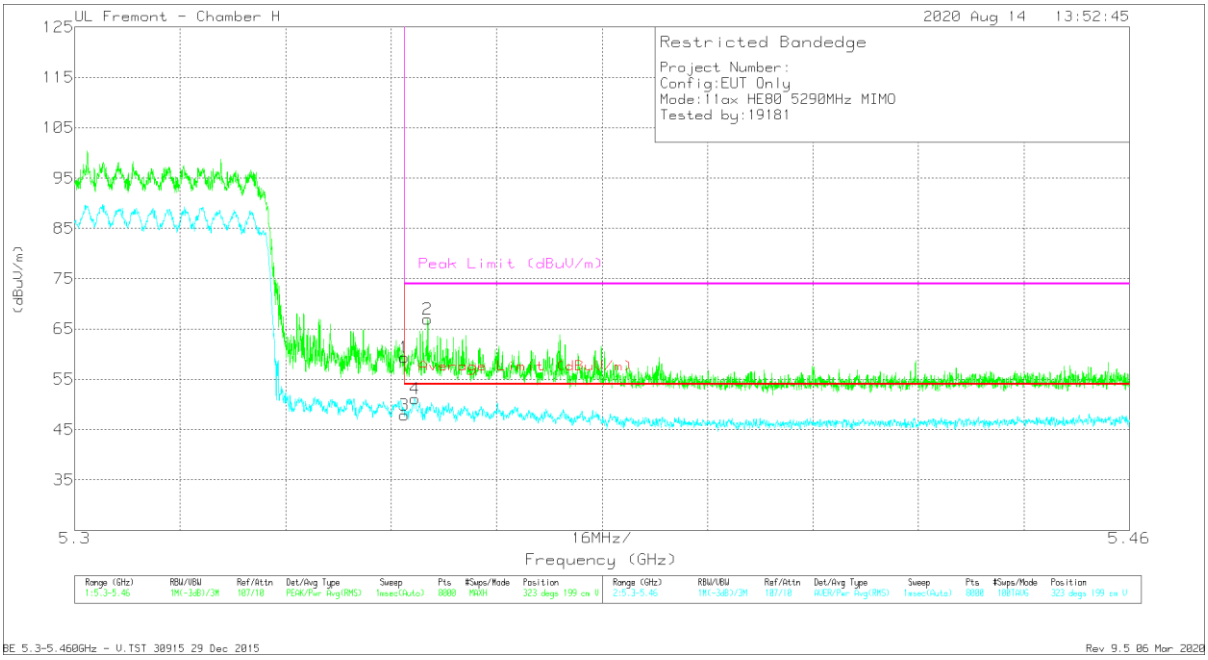

Marker	Frequency (GHz)	Meter Reading (dBuV)	Det	AF T863 (dB/m)	Amp/Cbl/Fltr/Pad (dB)	DC Corr (dB)	Corrected Reading (dBuV/m)	Average Limit (dBuV/m)	Margin (dB)	Peak Limit (dBuV/m)	PK Margin (dB)	Azimuth (Degs)	Height (cm)	Polarity
1	* 5.35001	45.34	Pk	34.9	-20.9	0	59.34	-	-	74	-14.66	323	199	V
2	* 5.35355	53.11	Pk	34.9	-21	0	67.01	-	-	74	-6.99	323	199	V
3	* 5.35001	33.94	RMS	34.9	-20.9	.1	48.04	54	-5.96	-	-	323	199	V
4	* 5.35157	37.18	RMS	34.9	-20.9	.1	51.28	54	-2.72	-	-	323	199	V

* - indicates frequency in CFR47 Pt 15 / IC RSS-Restricted Band
Pk - Peak detector
RMS - RMS detection

UL VERIFICATION SERVICES INC.
47173 Benicia Street, Fremont, CA 94538; USA TEL:(510) 319-4000 FAX:(510) 661-0888
This report shall not be reproduced except in full, without the written approval of UL Verification Services Inc.

HARMONICS AND SPURIOUS EMISSIONS

MID CHANNEL RESULTS

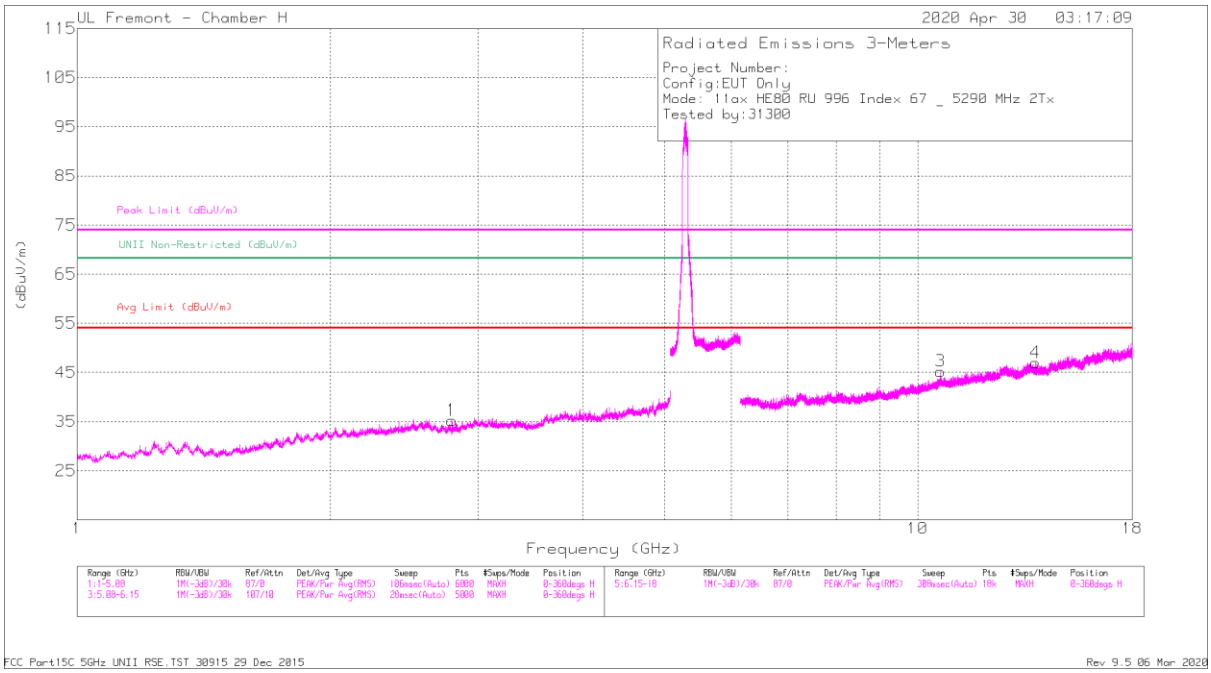

HORIZONTAL

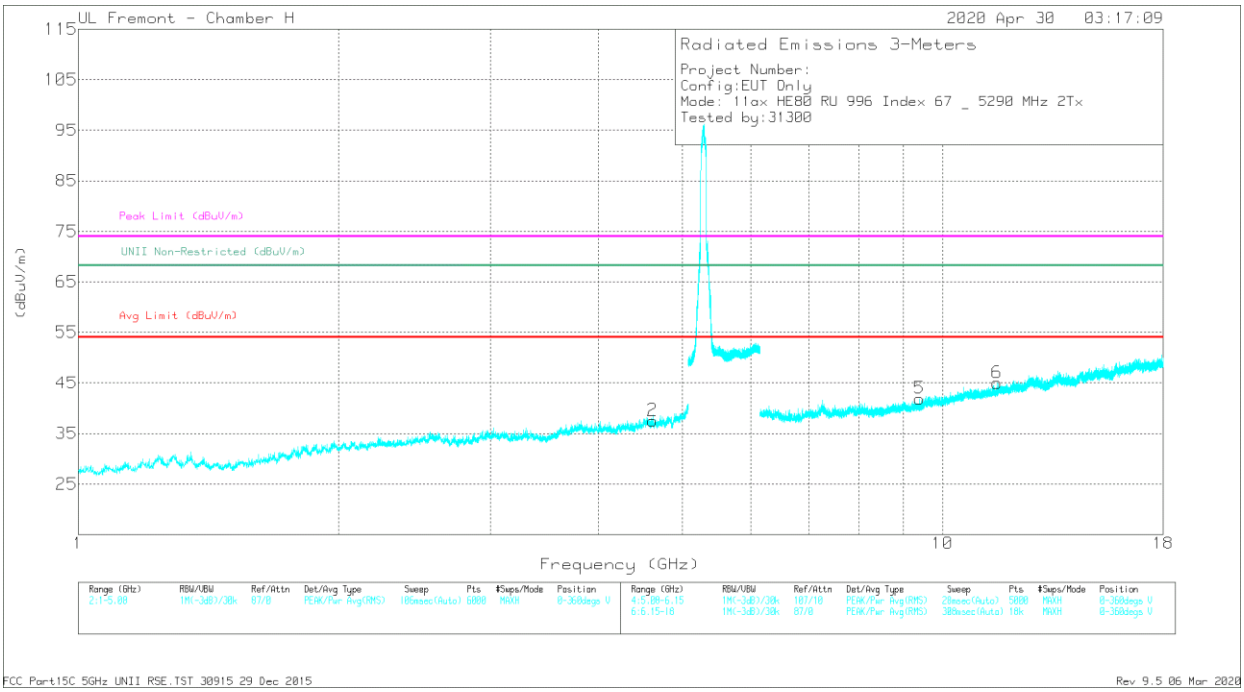

VERTICAL

UL VERIFICATION SERVICES INC.
47173 Benicia Street, Fremont, CA 94538; USA TEL:(510) 319-4000 FAX:(510) 661-0888
This report shall not be reproduced except in full, without the written approval of UL Verification Services Inc.

RADIATED EMISSIONS

Marker	Frequency (GHz)	Meter Reading (dBuV)	Det	AF T863 (dB/m)	Amp/Cbl/Fltr/Pad (dB)	DC Corr (dB)	Corrected Reading (dBuV/m)	Avg Limit (dBuV/m)	Margin (dB)	Peak Limit (dBuV/m)	PK Margin (dB)	UNII Non-Restricted (dBuV/m)	PK Margin (dB)	Azimuth (Degs)	Height (cm)	Polarity
2	* 4.61446	41.57	PK-U	34.2	-30.9	0	44.87	-	-	74	-29.13	-	-	183	101	V
	* 4.6147	30.01	ADR	34.2	-30.9	0.1	33.41	54	-20.59	-	-	-	-	183	101	V
3	* 10.6461	37.82	PK-U	37.6	-24.1	0	51.32	-	-	74	-22.68	-	-	264	101	H
	* 10.6461	25.53	ADR	37.6	-24.1	0.1	39.13	54	-14.87	-	-	-	-	264	101	H
5	* 9.40354	36.67	PK-U	36.5	-25.5	0	47.67	-	-	74	-26.33	-	-	6	200	V
	* 9.40558	25.23	ADR	36.6	-25.5	0.1	36.43	54	-17.57	-	-	-	-	6	200	V
6	* 11.5591	37.43	PK-U	38.3	-23.9	0	51.83	-	-	74	-22.17	-	-	322	101	V
	* 11.5588	24.88	ADR	38.3	-23.9	0.1	39.38	54	-14.62	-	-	-	-	322	101	V
1	3.03638	41.92	PK-U	32.9	-32.3	0	42.52	-	-	-	-	68.2	-25.68	213	200	H
4	13.80367	37.5	PK-U	39.5	-23.9	0	53.1	-	-	-	-	68.2	-15.1	181	200	H

* - indicates frequency in CFR47 Pt 15 / IC RSS-Restricted Band
PK-U - U-NII: Maximum Peak
ADR - U-NII AD primary method, RMS average

UL VERIFICATION SERVICES INC.
47173 Benicia Street, Fremont, CA 94538; USA TEL:(510) 319-4000 FAX:(510) 661-0888
This report shall not be reproduced except in full, without the written approval of UL Verification Services Inc.

2TX ANTENNA 6 + ANTENNA 5 OFDMA MODE – 26 Tones, RU Index 36

BANDEDGE (MID CHANNEL)

HORIZONTAL RESULT

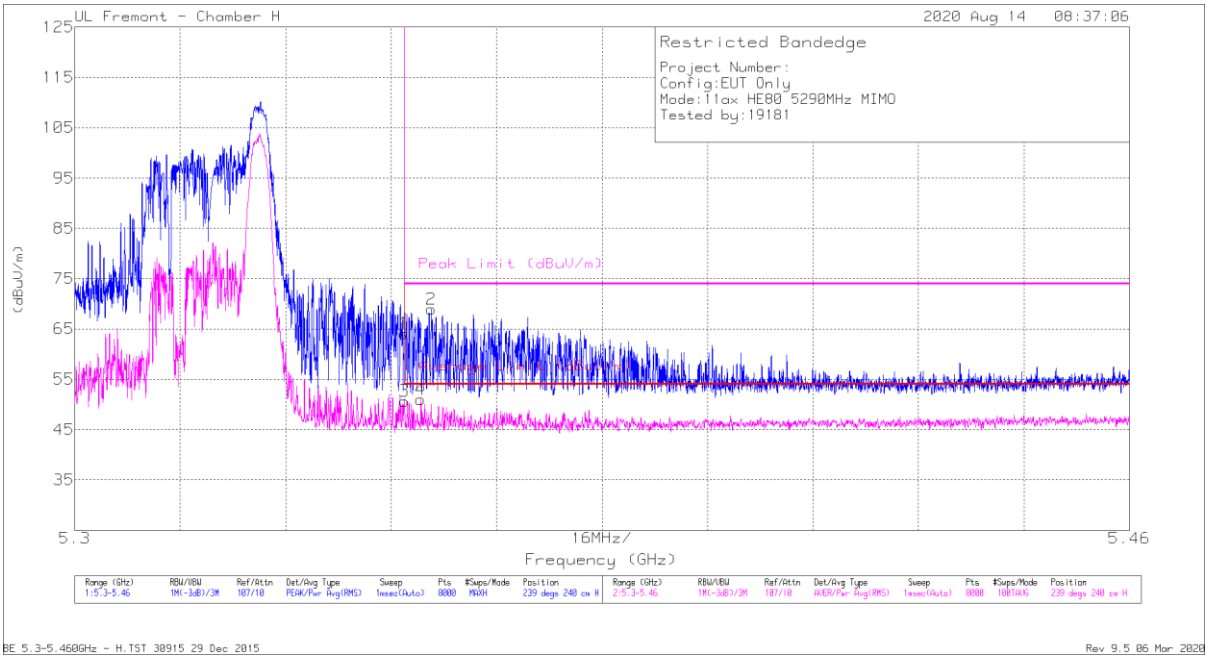

Marker	Frequency (GHz)	Meter Reading (dBuV)	Det	AF T863 (dB/m)	Amp/Cbl/Fltr/Pad (dB)	DC Corr (dB)	Corrected Reading (dBuV/m)	Average Limit (dBuV/m)	Margin (dB)	Peak Limit (dBuV/m)	PK Margin (dB)	Azimuth (Degs)	Height (cm)	Polarity
1	* 5.35001	50.15	Pk	34.9	-20.9	0	64.15	-	-	74	-9.85	239	240	H
2	* 5.35409	55.04	Pk	34.9	-21	0	68.94	-	-	74	-5.06	239	240	H
3	* 5.35001	36.69	RMS	34.9	-20.9	.1	50.79	54	-3.21	-	-	239	240	H
4	* 5.35249	37.09	RMS	34.9	-21	.1	51.09	54	-2.91	-	-	239	240	H

* - indicates frequency in CFR47 Pt 15 / IC RSS-Restricted Band
Pk - Peak detector
RMS - RMS detection

UL VERIFICATION SERVICES INC.
47173 Benicia Street, Fremont, CA 94538; USA TEL:(510) 319-4000 FAX:(510) 661-0888
This report shall not be reproduced except in full, without the written approval of UL Verification Services Inc.

VERTICAL RESULT

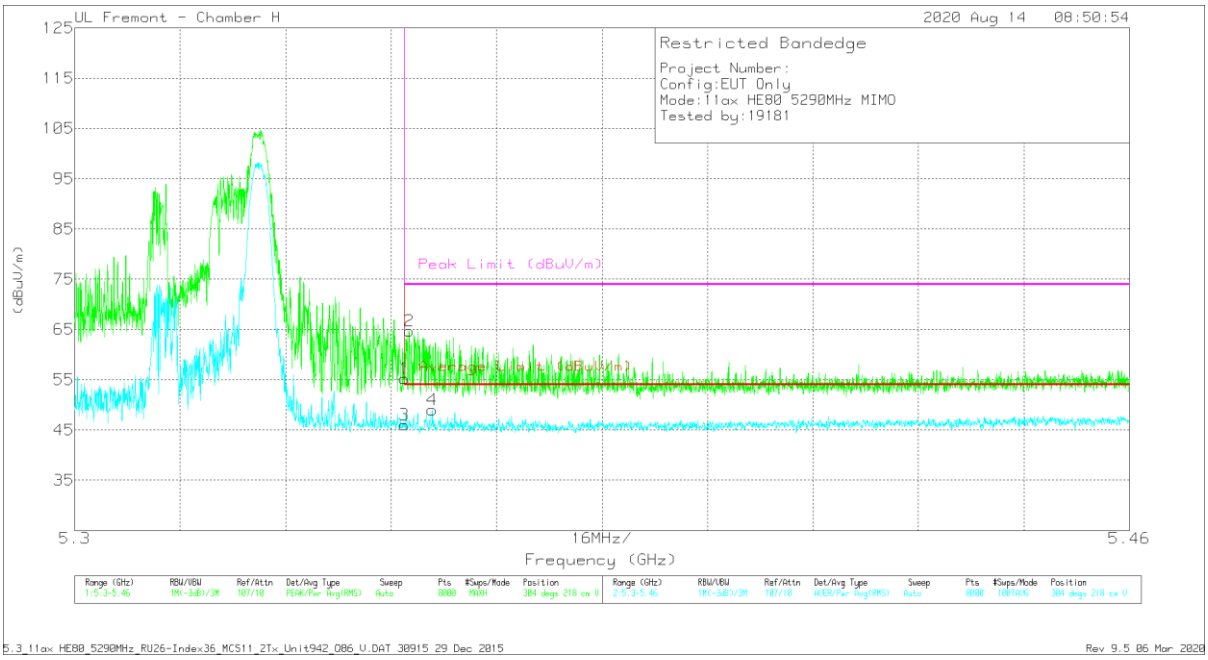

Marker	Frequency (GHz)	Meter Reading (dBuV)	Det	AF T863 (dB/m)	Amp/Cbl/Fltr/Pad (dB)	DC Corr (dB)	Corrected Reading (dBuV/m)	Average Limit (dBuV/m)	Margin (dB)	Peak Limit (dBuV/m)	PK Margin (dB)	Azimuth (Degs)	Height (cm)	Polarity
1	* 5.35001	41.25	Pk	34.9	-20.9	0	55.25	-	-	74	-18.75	304	218	V
2	* 5.35073	50.66	Pk	34.9	-20.9	0	64.66	-	-	74	-9.34	304	218	V
3	* 5.35001	32	RMS	34.9	-20.9	.1	46.1	54	-7.90	-	-	304	218	V
4	* 5.35423	35.06	RMS	34.9	-21	.1	49.06	54	-4.94	-	-	304	218	V

* - indicates frequency in CFR47 Pt 15 / IC RSS-Restricted Band
Pk - Peak detector
RMS - RMS detection

UL VERIFICATION SERVICES INC.
47173 Benicia Street, Fremont, CA 94538; USA TEL:(510) 319-4000 FAX:(510) 661-0888
This report shall not be reproduced except in full, without the written approval of UL Verification Services Inc.

HARMONICS AND SPURIOUS EMISSIONS

MID CHANNEL RESULTS

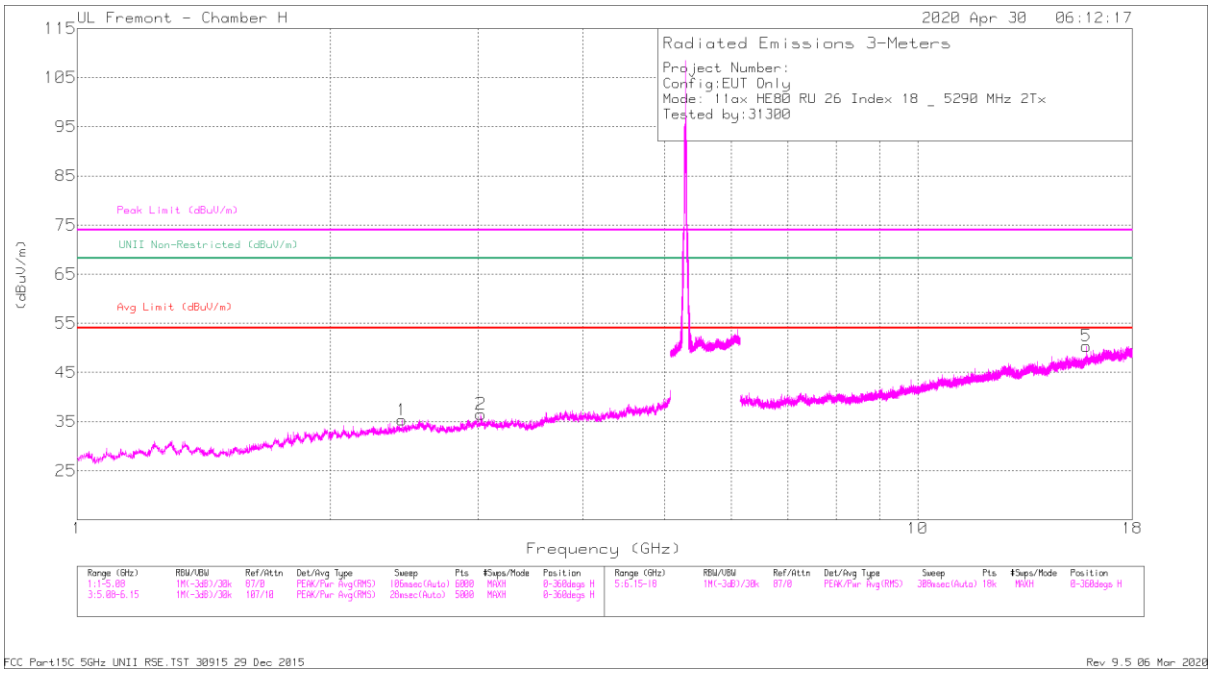

HORIZONTAL

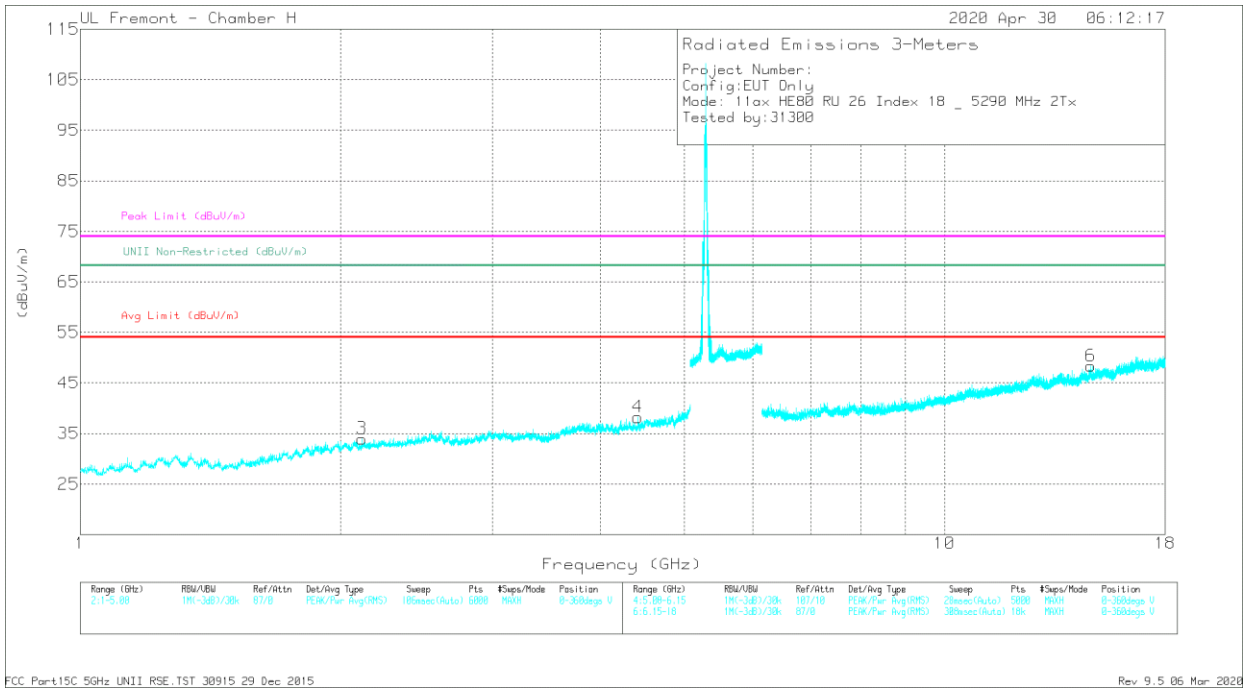

VERTICAL

UL VERIFICATION SERVICES INC.
47173 Benicia Street, Fremont, CA 94538; USA TEL:(510) 319-4000 FAX:(510) 661-0888
This report shall not be reproduced except in full, without the written approval of UL Verification Services Inc.

RADIATED EMISSIONS

Marker	Frequency (GHz)	Meter Reading (dBuV)	Det	AF T863 (dB/m)	Amp/Cbl/Fltr/Pad (dB)	DC Corr (dB)	Corrected Reading (dBuV/m)	Avg Limit (dBuV/m)	Margin (dB)	Peak Limit (dBuV/m)	PK Margin (dB)	UNII Non-Restricted (dBuV/m)	PK Margin (dB)	Azimuth (Degs)	Height (cm)	Polarity
5	* 15.8685	38.01	PK-U	41.1	-22.6	0	56.51	-	-	74	-17.49	-	-	301	239	H
	* 15.8706	26.65	ADR	41.2	-22.5	.1	45.45	54	-8.55	-	-	-	-	301	239	H
3	2.11808	43.38	PK-U	31.6	-34.1	0	40.88	-	-	-	-	68.2	-27.32	275	101	V
1	2.43422	42.94	PK-U	32.4	-33.8	0	41.54	-	-	-	-	68.2	-26.66	198	101	H
2	3.02179	42.54	PK-U	32.9	-32.2	0	43.24	-	-	-	-	68.2	-24.96	231	200	H
4	4.41846	41.48	PK-U	33.7	-31.7	0	43.48	-	-	-	-	68.2	-24.72	315	200	V
6	14.75516	36.86	PK-U	40.3	-23.1	0	54.06	-	-	-	-	68.2	-14.14	235	101	V

* - indicates frequency in CFR47 Pt 15 / IC RSS-Restricted Band
PK-U - U-NII: Maximum Peak
ADR - U-NII AD primary method, RMS average

UL VERIFICATION SERVICES INC.
47173 Benicia Street, Fremont, CA 94538; USA TEL:(510) 319-4000 FAX:(510) 661-0888
This report shall not be reproduced except in full, without the written approval of UL Verification Services Inc.

1.1.13. TX ABOVE 1 GHz 802.11n HT20 MODE IN THE 5.6 GHz BAND

ANTENNA 6

BANDEDGE (LOW CHANNEL)

HORIZONTAL RESULT

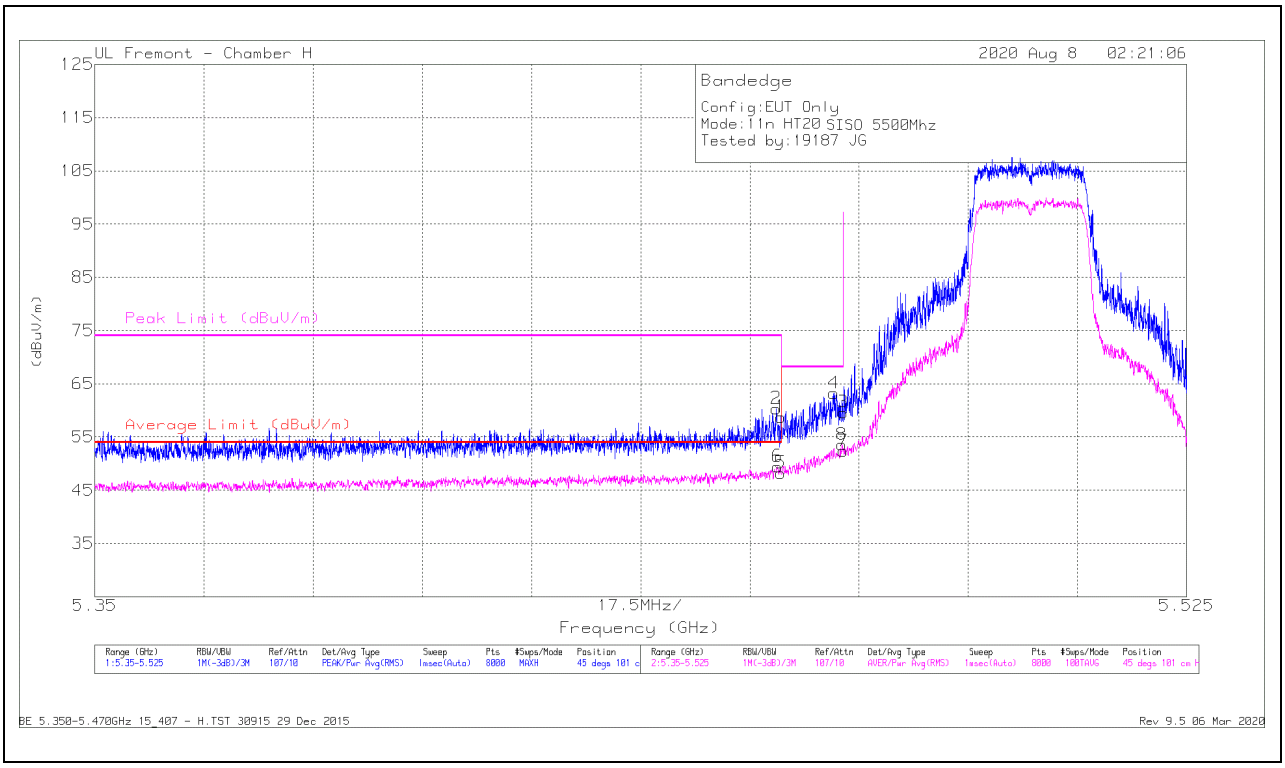

Marker	Frequency (GHz)	Meter Reading (dBuV)	Det	AF T863 (dB/m)	Amp/Cbl/Fltr/Pad (dB)	DC Corr (dB)	Corrected Reading (dBuV/m)	Average Limit (dBuV/m)	Margin (dB)	Peak Limit (dBuV/m)	PK Margin (dB)	Azimuth (Degs)	Height (cm)	Polarity
1	* 5.45998	44.45	Pk	35.2	-20.9	0	58.75	-	-	74	-15.25	45	101	H
2	* 5.45919	46.02	Pk	35.2	-20.9	0	60.32	-	-	74	-13.68	45	101	H
5	* 5.45998	33.62	RMS	35.2	-20.9	.33	48.25	54	-5.75	-	-	45	101	H
6	* 5.45943	34.81	RMS	35.2	-20.9	.33	49.44	54	-4.56	-	-	45	101	H
4	5.46845	48.82	Pk	35.3	-20.9	0	63.22	-	-	68.2	-4.98	45	101	H
8	5.46978	38.95	RMS	35.3	-21	.33	53.58	-	-	-	-	45	101	H
3	5.46998	45.34	Pk	35.3	-21	0	59.64	-	-	68.2	-8.56	45	101	H
7	5.46998	37.71	RMS	35.3	-21	.33	52.34	-	-	-	-	45	101	H

* - indicates frequency in CFR47 Pt 15 / IC RSS-Restricted Band
Pk - Peak detector
RMS - RMS detection

UL VERIFICATION SERVICES INC.
47173 Benicia Street, Fremont, CA 94538; USA TEL:(510) 319-4000 FAX:(510) 661-0888
This report shall not be reproduced except in full, without the written approval of UL Verification Services Inc.

VERTICAL RESULT

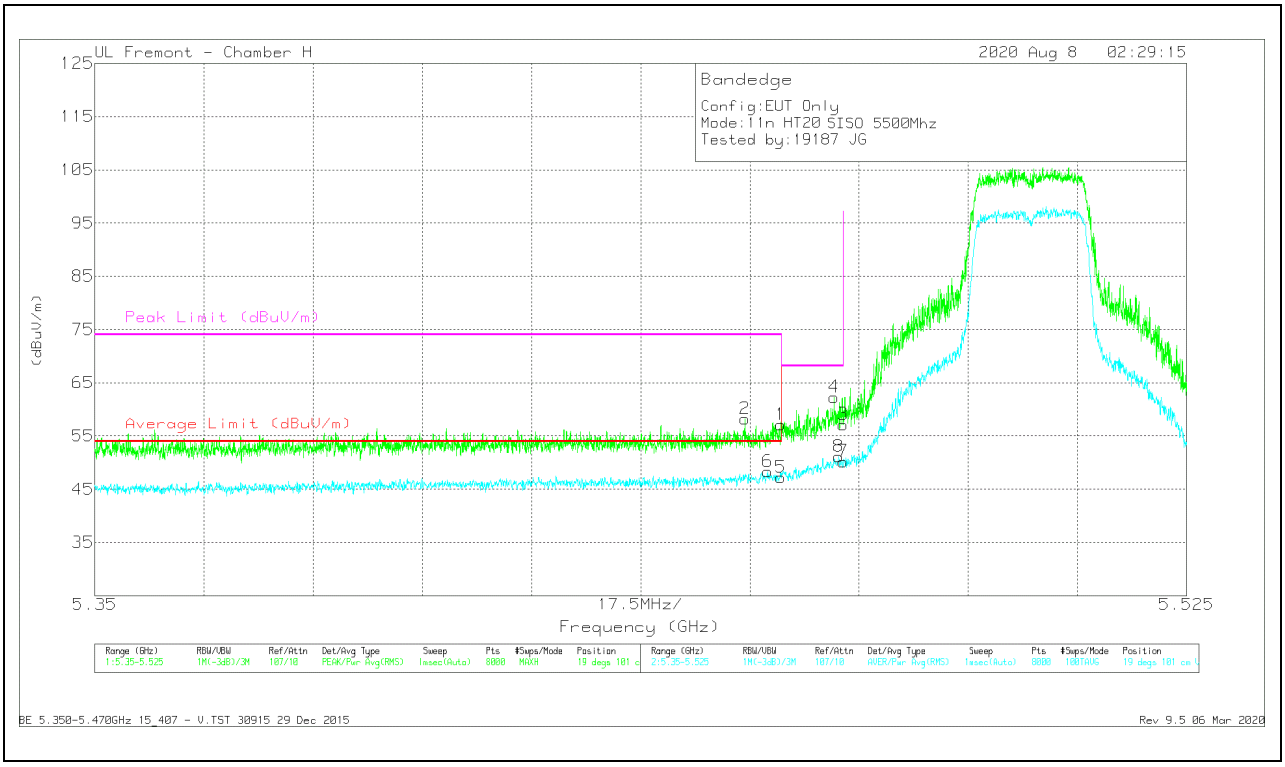

Marker	Frequency (GHz)	Meter Reading (dBuV)	Det	AF T863 (dB/m)	Amp/Cbl/Fltr/Pad (dB)	DC Corr (dB)	Corrected Reading (dBuV/m)	Average Limit (dBuV/m)	Margin (dB)	Peak Limit (dBuV/m)	PK Margin (dB)	Azimuth (Degs)	Height (cm)	Polarity
1	* 5.45998	42.81	Pk	35.2	-20.9	0	57.11	-	-	74	-16.89	19	101	V
2	* 5.45418	43.91	Pk	35.2	-20.9	0	58.21	-	-	74	-15.79	19	101	V
5	* 5.45998	32.57	RMS	35.2	-20.9	.33	47.2	54	-6.8	-	-	19	101	V
6	* 5.45784	33.57	RMS	35.3	-20.9	.33	48.3	54	-5.7	-	-	19	101	V
4	5.46849	47.98	Pk	35.3	-21	0	62.28	-	-	68.2	-5.92	19	101	V
8	5.46924	36.48	RMS	35.3	-21	.33	51.11	-	-	-	-	19	101	V
3	5.46998	42.87	Pk	35.3	-21	0	57.17	-	-	68.2	-11.03	19	101	V
7	5.46998	35.56	RMS	35.3	-21	.33	50.19	-	-	-	-	19	101	V

* - indicates frequency in CFR47 Pt 15 / IC RSS-Restricted Band
Pk - Peak detector
RMS - RMS detection

UL VERIFICATION SERVICES INC.
47173 Benicia Street, Fremont, CA 94538; USA TEL:(510) 319-4000 FAX:(510) 661-0888
This report shall not be reproduced except in full, without the written approval of UL Verification Services Inc.

BANDEDGE (HIGH CHANNEL)

HORIZONTAL RESULT

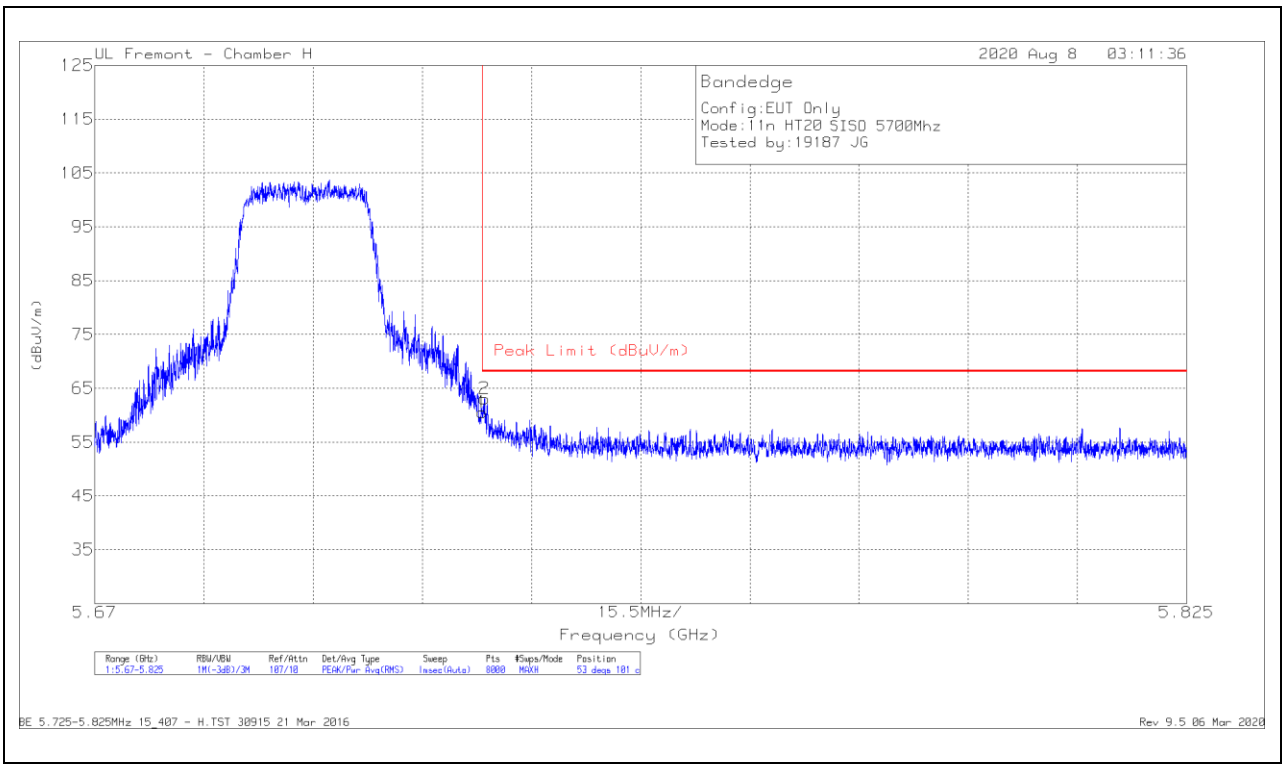

Marker	Frequency (GHz)	Meter Reading (dBuV)	Det	AF T863 (dB/m)	Amp/Cbl/Fltr/Pad (dB)	DC Corr (dB)	Corrected Reading (dBuV/m)	Peak Limit (dBuV/m)	PK Margin (dB)	Azimuth (Degs)	Height (cm)	Polarity
1	5.72501	46.63	Pk	35	-21.1	0	60.53	68.2	-7.67	53	101	H
2	5.72532	49.26	Pk	34.9	-21.1	0	63.06	68.2	-5.14	53	101	H

Pk - Peak detector

UL VERIFICATION SERVICES INC.
47173 Benicia Street, Fremont, CA 94538; USA TEL:(510) 319-4000 FAX:(510) 661-0888
This report shall not be reproduced except in full, without the written approval of UL Verification Services Inc.

VERTICAL RESULT

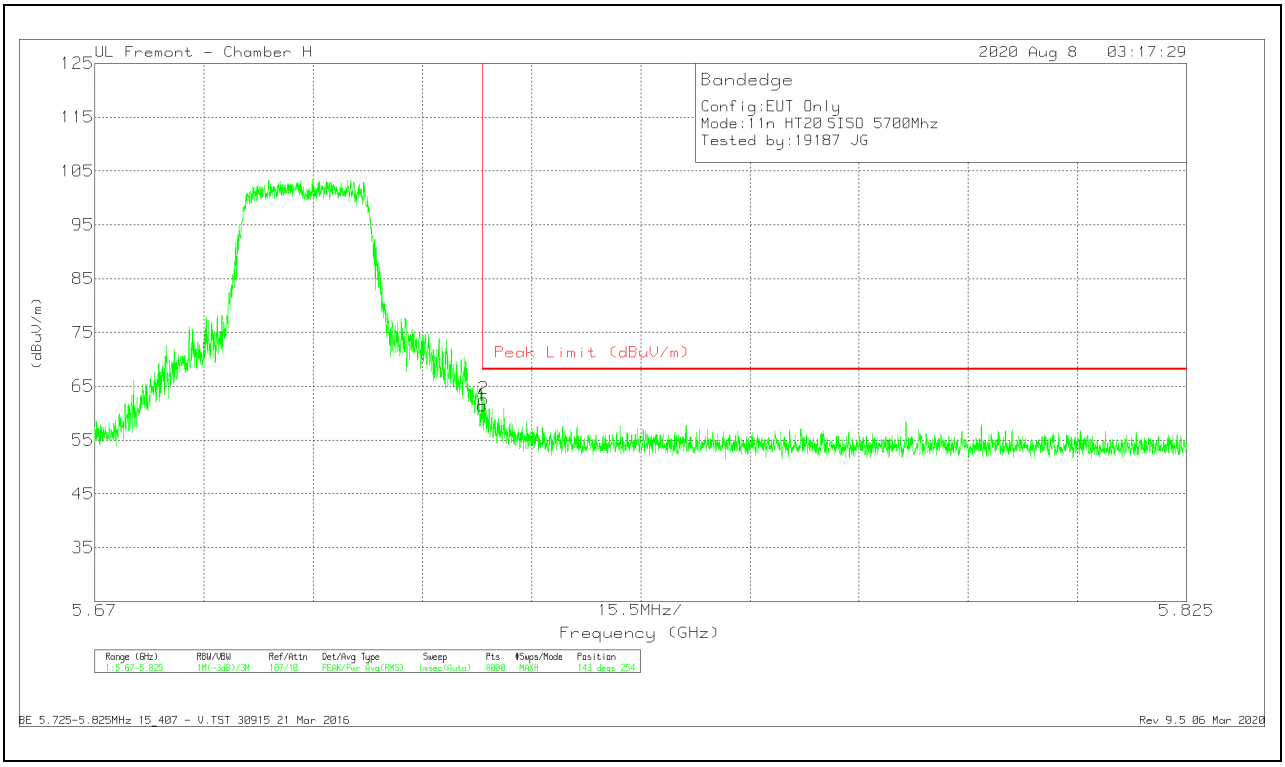

Marker	Frequency (GHz)	Meter Reading (dBuV)	Det	AF T863 (dB/m)	Amp/Cbl/Fltr/Pad (dB)	Corrected Reading (dBuV/m)	Peak Limit (dBuV/m)	PK Margin (dB)	Azimuth (Degs)	Height (cm)	Polarity
1	5.72501	47.48	Pk	35	-21.1	61.38	68.2	-6.82	143	254	V
2	5.72522	48.74	Pk	35	-21.1	62.64	68.2	-5.56	143	254	V

Pk - Peak detector

UL VERIFICATION SERVICES INC.
47173 Benicia Street, Fremont, CA 94538; USA TEL:(510) 319-4000 FAX:(510) 661-0888
This report shall not be reproduced except in full, without the written approval of UL Verification Services Inc.

ANTENNA 5

BANDEDGE (LOW CHANNEL)

HORIZONTAL RESULT

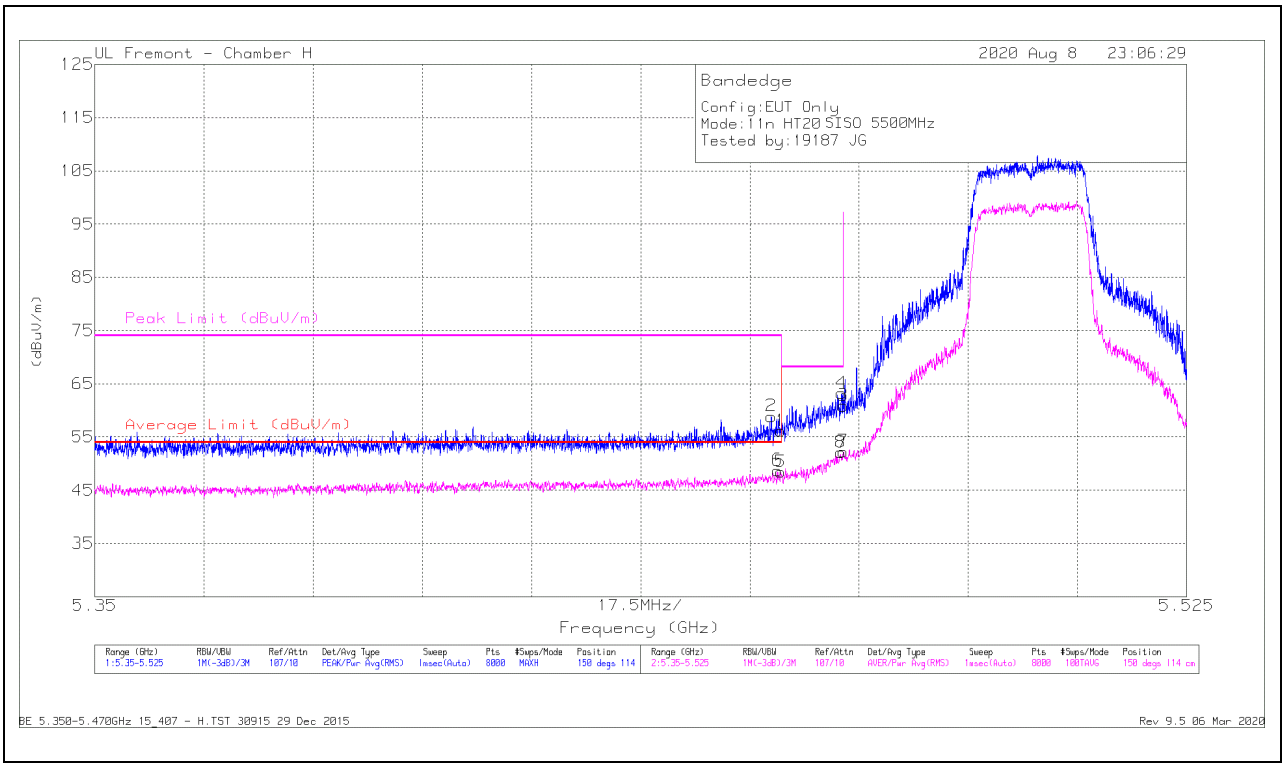

Marker	Frequency (GHz)	Meter Reading (dBuV)	Det	AF T863 (dB/m)	Amp/Cbl/Fltr/Pad (dB)	DC Corr (dB)	Corrected Reading (dBuV/m)	Average Limit (dBuV/m)	Margin (dB)	Peak Limit (dBuV/m)	PK Margin (dB)	Azimuth (Degs)	Height (cm)	Polarity
1	* 5.45998	41.83	Pk	35.2	-20.9	0	56.13	-	-	74	-17.87	150	114	H
2	* 5.45843	44.5	Pk	35.3	-20.9	0	58.9	-	-	74	-15.1	150	114	H
5	* 5.45998	33.81	RMS	35.2	-20.9	.33	48.44	54	-5.56	-	-	150	114	H
6	* 5.45939	34.11	RMS	35.2	-20.9	.33	48.74	54	-5.26	-	-	150	114	H
8	5.46952	37.49	RMS	35.3	-21	.33	52.12	-	-	-	-	150	114	H
4	5.46969	48.93	Pk	35.3	-21	0	63.23	-	-	68.2	-4.97	150	114	H
3	5.46998	46.57	Pk	35.3	-21	0	60.87	-	-	68.2	-7.33	150	114	H
7	5.46998	37.63	RMS	35.3	-21	.33	52.26	-	-	-	-	150	114	H

* - indicates frequency in CFR47 Pt 15 / IC RSS-Restricted Band
Pk - Peak detector
RMS - RMS detection

UL VERIFICATION SERVICES INC.
47173 Benicia Street, Fremont, CA 94538; USA TEL:(510) 319-4000 FAX:(510) 661-0888
This report shall not be reproduced except in full, without the written approval of UL Verification Services Inc.

VERTICAL RESULT

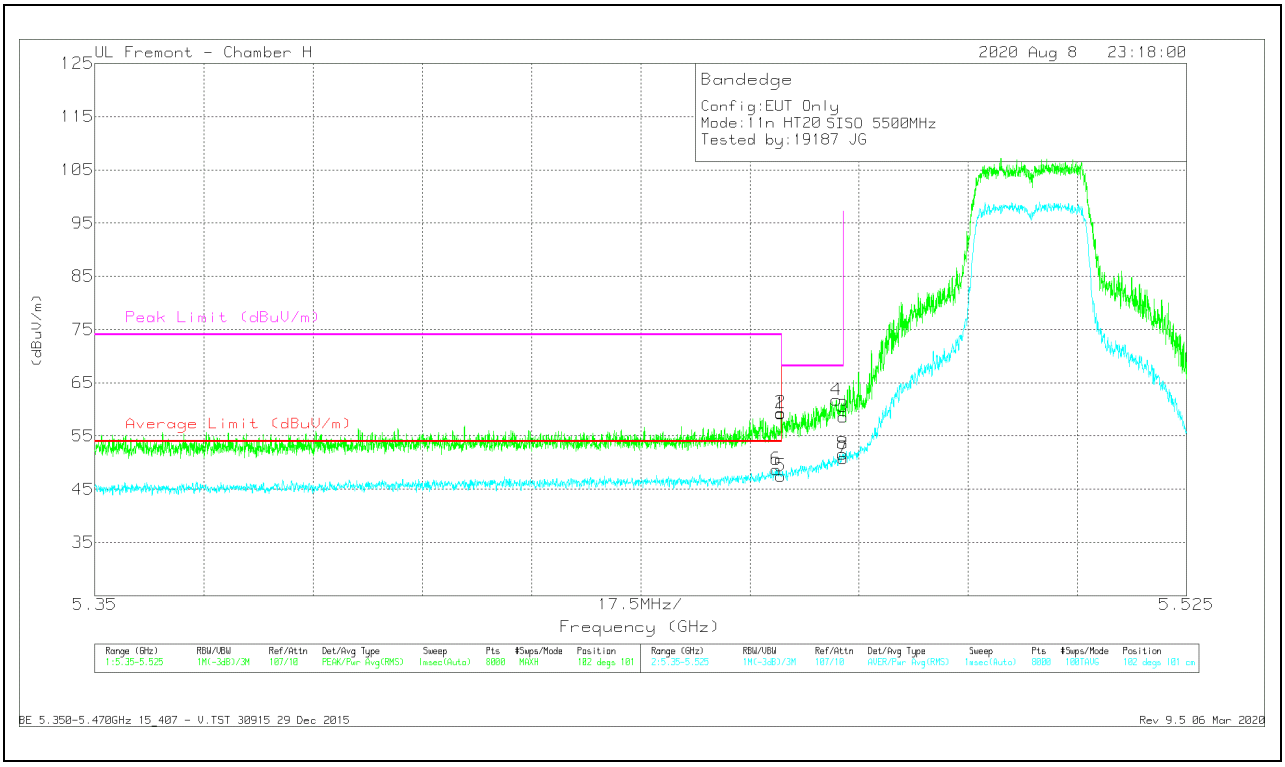

Marker	Frequency (GHz)	Meter Reading (dBuV)	Det	AF T863 (dB/m)	Amp/Cbl/Fltr/Pad (dB)	DC Corr (dB)	Corrected Reading (dBuV/m)	Average Limit (dBuV/m)	Margin (dB)	Peak Limit (dBuV/m)	PK Margin (dB)	Azimuth (Degs)	Height (cm)	Polarity
1	* 5.45998	44.89	Pk	35.2	-20.9	0	59.19	-	-	74	-14.81	102	101	V
2	* 5.45996	45.06	Pk	35.2	-20.9	0	59.36	-	-	74	-14.64	102	101	V
5	* 5.45998	32.88	RMS	35.2	-20.9	.33	47.51	54	-6.49	-	-	102	101	V
6	* 5.45922	34.09	RMS	35.2	-20.9	.33	48.72	54	-5.28	-	-	102	101	V
4	5.46886	47.46	Pk	35.3	-21	0	61.76	-	-	68.2	-6.44	102	101	V
8	5.46989	37.01	RMS	35.3	-21	.33	51.64	-	-	-	-	102	101	V
3	5.46998	44.32	Pk	35.3	-21	0	58.62	-	-	68.2	-9.58	102	101	V
7	5.46998	36.22	RMS	35.3	-21	.33	50.85	-	-	-	-	102	101	V

* - indicates frequency in CFR47 Pt 15 / IC RSS-Restricted Band
Pk - Peak detector
RMS - RMS detection

UL VERIFICATION SERVICES INC.
47173 Benicia Street, Fremont, CA 94538; USA TEL:(510) 319-4000 FAX:(510) 661-0888
This report shall not be reproduced except in full, without the written approval of UL Verification Services Inc.

BANDEDGE (HIGH CHANNEL)

HORIZONTAL RESULT

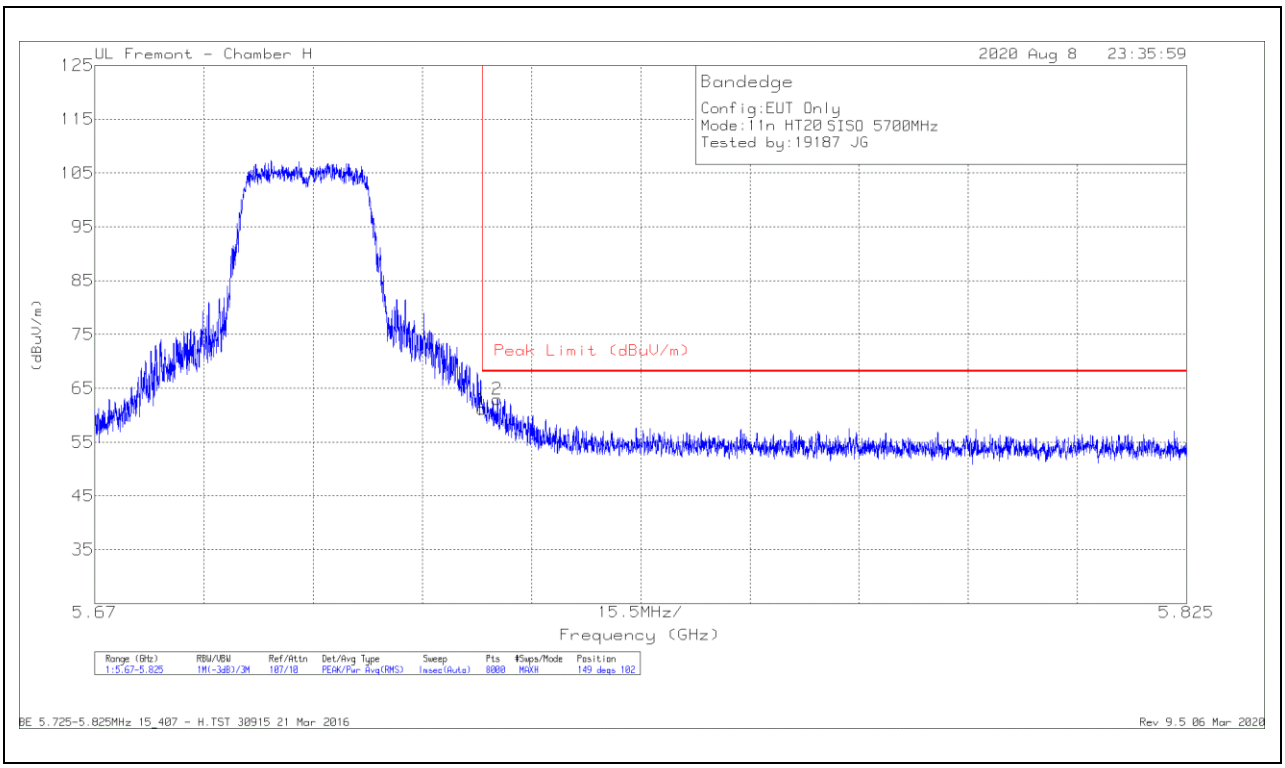

Marker	Frequency (GHz)	Meter Reading (dBuV)	Det	AF T863 (dB/m)	Amp/Cbl/Fltr/Pad (dB)	Corrected Reading (dBuV/m)	Peak Limit (dBuV/m)	PK Margin (dB)	Azimuth (Degs)	Height (cm)	Polarity
1	5.72501	47.3	Pk	35	-21.1	61.2	68.2	-7	149	102	H
2	5.72716	49.13	Pk	34.9	-21.1	62.93	68.2	-5.27	149	102	H

Pk - Peak detector

UL VERIFICATION SERVICES INC.
47173 Benicia Street, Fremont, CA 94538; USA TEL:(510) 319-4000 FAX:(510) 661-0888
This report shall not be reproduced except in full, without the written approval of UL Verification Services Inc.

VERTICAL RESULT

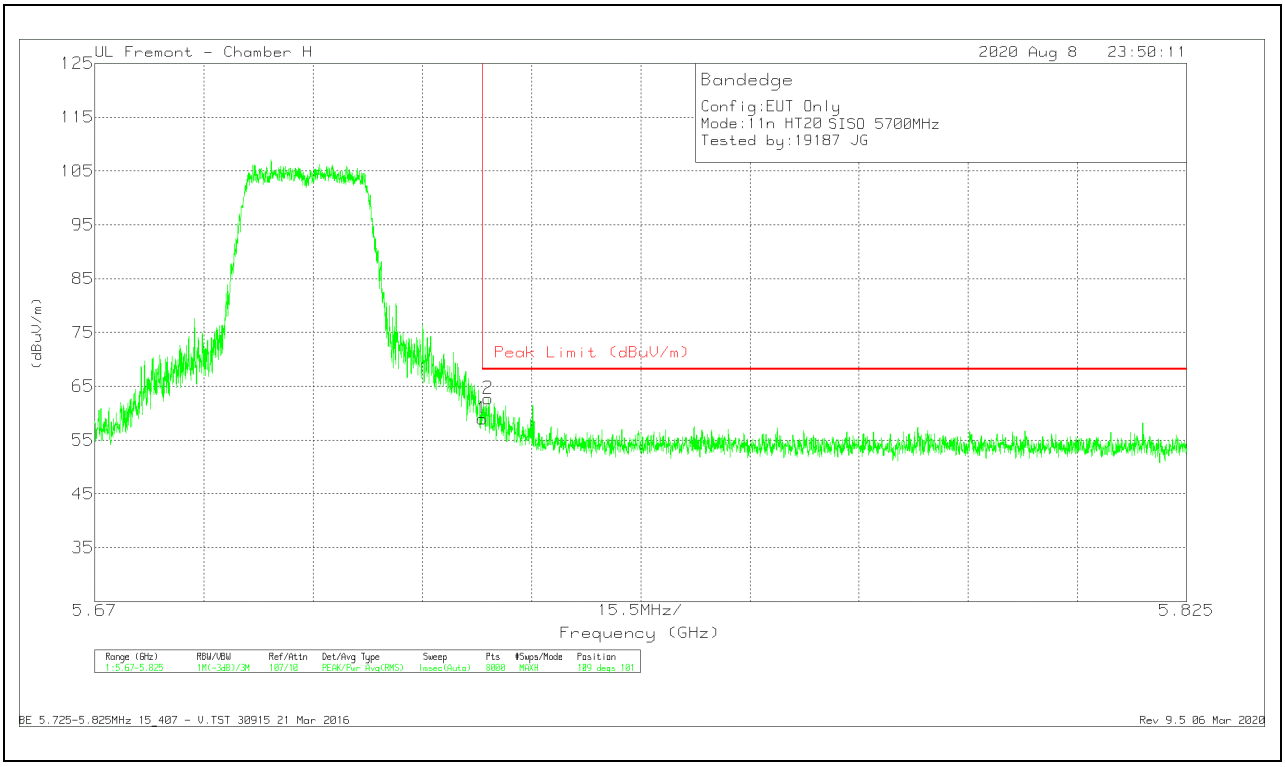

Marker	Frequency (GHz)	Meter Reading (dBuV)	Det	AF T863 (dB/m)	Amp/Cbl/Fltr/Pad (dB)	Corrected Reading (dBuV/m)	Peak Limit (dBuV/m)	PK Margin (dB)	Azimuth (Degs)	Height (cm)	Polarity
1	5.72501	45.11	Pk	35	-21.1	59.01	68.2	-9.19	109	101	V
2	5.72584	48.93	Pk	34.9	-21.1	62.73	68.2	-5.47	109	101	V

Pk - Peak detector

UL VERIFICATION SERVICES INC.
47173 Benicia Street, Fremont, CA 94538; USA TEL:(510) 319-4000 FAX:(510) 661-0888
This report shall not be reproduced except in full, without the written approval of UL Verification Services Inc.

2TX ANTENNA 6 + ANTENNA 5 CDD MODE

BANDEDGE (LOW CHANNEL)

HORIZONTAL RESULT

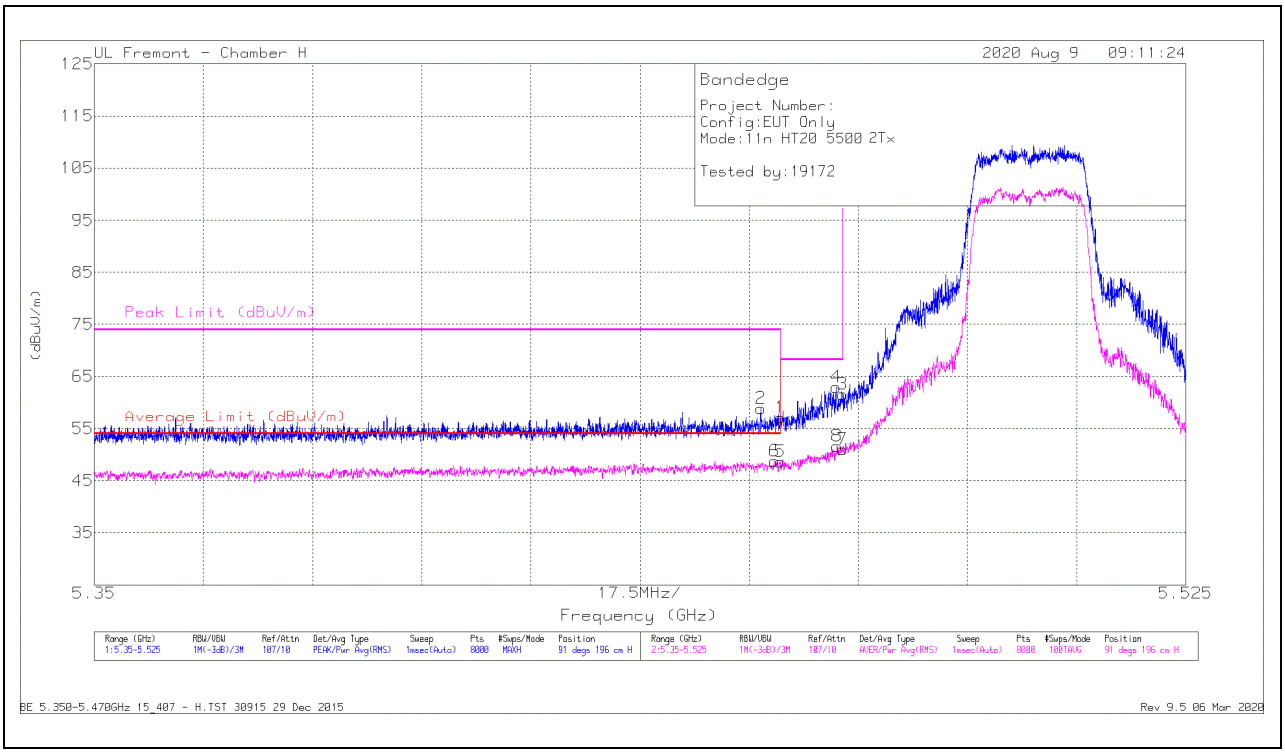

Marker	Frequency (GHz)	Meter Reading (dBuV)	Det	AF T863 (dB/m)	Amp/Cbl/Fltr/Pad (dB)	DC Corr (dB)	Corrected Reading (dBuV/m)	Average Limit (dBuV/m)	Margin (dB)	Peak Limit (dBuV/m)	PK Margin (dB)	Azimuth (Degs)	Height (cm)	Polarity
1	* 5.45998	42.78	Pk	35.2	-20.9	0	57.08	-	-	74	-16.92	91	196	H
2	* 5.45687	44.45	Pk	35.3	-20.9	0	58.85	-	-	74	-15.15	91	196	H
5	* 5.45998	33.82	RMS	35.2	-20.9	.58	48.69	54	-5.31	-	-	91	196	H
6	* 5.45906	33.83	RMS	35.3	-20.9	.58	48.8	54	-5.2	-	-	91	196	H
4	5.46893	48.63	Pk	35.3	-21	0	62.93	-	-	68.2	-5.27	91	196	H
8	5.4691	36.76	RMS	35.3	-21	.58	51.63	-	-	-	-	91	196	H
3	5.46998	47.31	Pk	35.3	-21	0	61.61	-	-	68.2	-6.59	91	196	H
7	5.46998	36.19	RMS	35.3	-21	.58	51.06	-	-	-	-	91	196	H

* - indicates frequency in CFR47 Pt 15 / IC RSS-Restricted Band
Pk - Peak detector
RMS - RMS detection

UL VERIFICATION SERVICES INC.
47173 Benicia Street, Fremont, CA 94538; USA TEL:(510) 319-4000 FAX:(510) 661-0888
This report shall not be reproduced except in full, without the written approval of UL Verification Services Inc.

VERTICAL RESULT

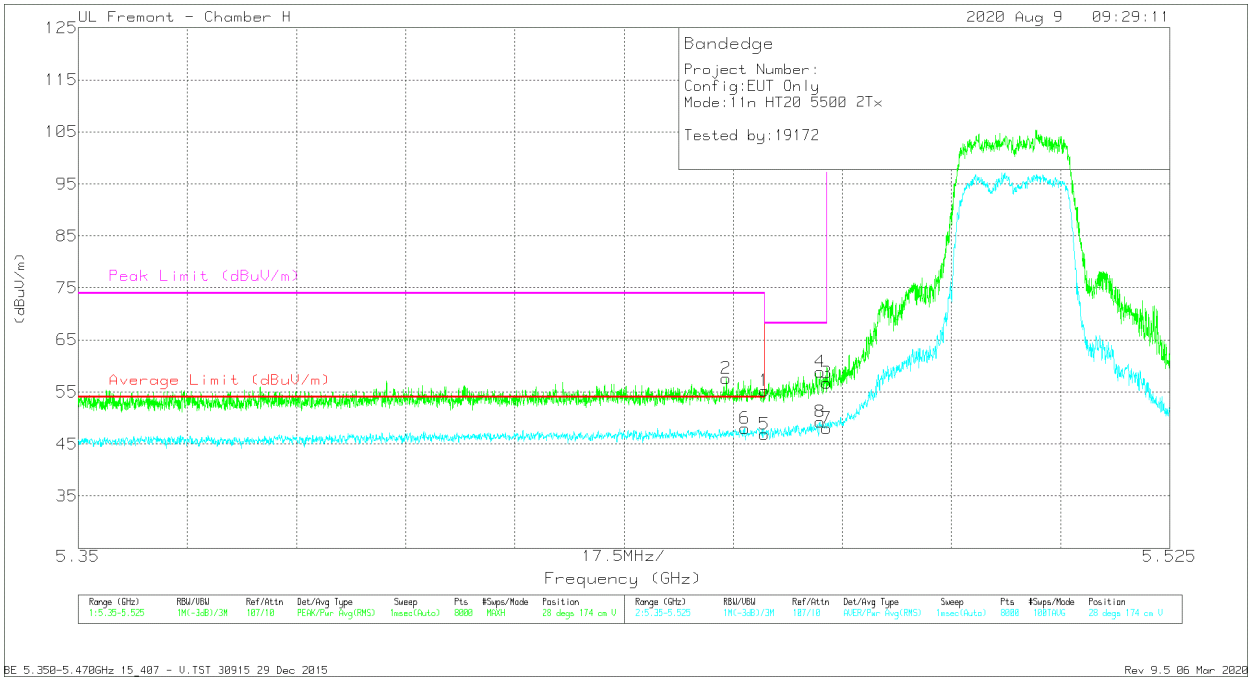

Marker	Frequency (GHz)	Meter Reading (dBuV)	Det	AF T863 (dB/m)	Amp/Cbl/Fltr/Pad (dB)	DC Corr (dB)	Corrected Reading (dBuV/m)	Average Limit (dBuV/m)	Margin (dB)	Peak Limit (dBuV/m)	PK Margin (dB)	Azimuth (Degs)	Height (cm)	Polarity
1	* 5.45998	40.97	Pk	35.2	-20.9	0	55.27	-	-	74	-18.73	28	174	V
2	* 5.4539	43.26	Pk	35.2	-20.9	0	57.56	-	-	74	-16.44	28	174	V
5	* 5.45998	32.07	RMS	35.2	-20.9	.58	46.94	54	-7.06	-	-	28	174	V
6	* 5.45685	33.09	RMS	35.3	-20.9	.58	48.06	54	-5.94	-	-	28	174	V
8	5.46893	34.38	RMS	35.3	-21	.58	49.25	-	-	-	-	28	174	V
4	5.46895	44.58	Pk	35.3	-21	0	58.88	-	-	68.2	-9.32	28	174	V
3	5.46998	42.39	Pk	35.3	-21	0	56.69	-	-	68.2	-11.51	28	174	V
7	5.46998	33.11	RMS	35.3	-21	.58	47.98	-	-	-	-	28	174	V

* - indicates frequency in CFR47 Pt 15 / IC RSS-Restricted Band
Pk - Peak detector
RMS - RMS detection

UL VERIFICATION SERVICES INC.
47173 Benicia Street, Fremont, CA 94538; USA TEL:(510) 319-4000 FAX:(510) 661-0888
This report shall not be reproduced except in full, without the written approval of UL Verification Services Inc.

BANDEDGE (HIGH CHANNEL)

HORIZONTAL RESULT

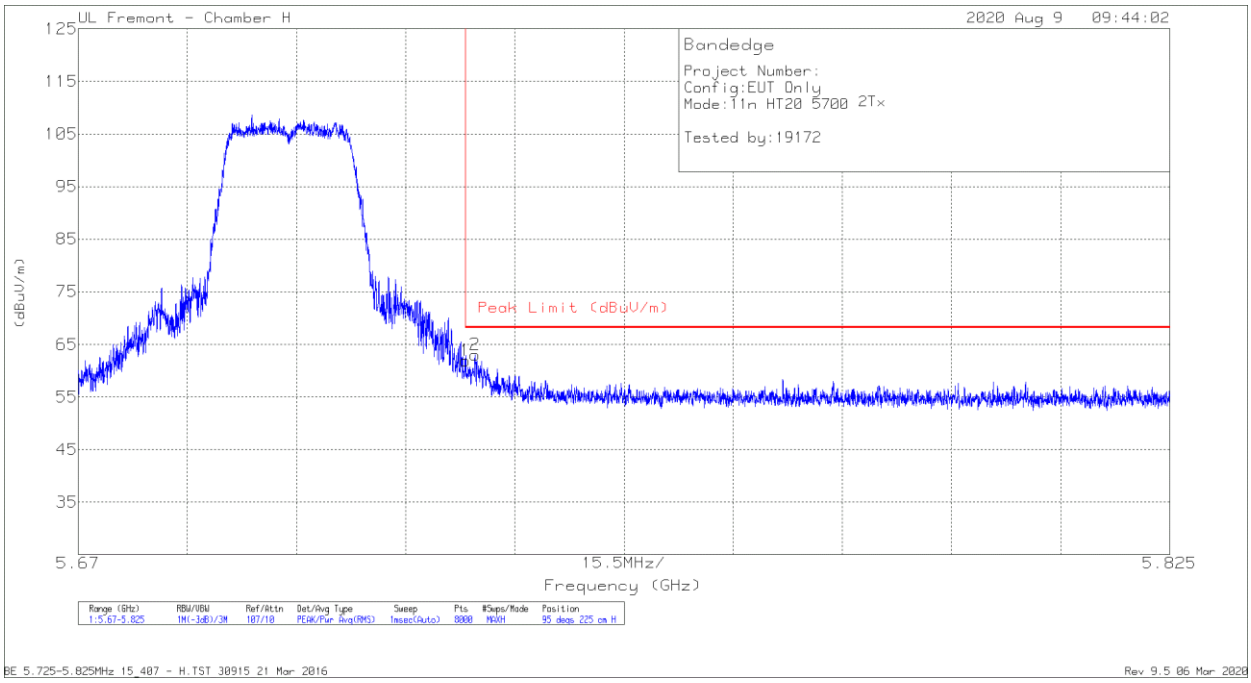

Marker	Frequency (GHz)	Meter Reading (dBuV)	Det	AF T863 (dB/m)	Amp/Cbl/Fltr/Pad (dB)	DC Corr (dB)	Corrected Reading (dBuV/m)	Peak Limit (dBuV/m)	PK Margin (dB)	Azimuth (Degs)	Height (cm)	Polarity
1	5.72501	48.07	Pk	35	-21.1	0	61.97	68.2	-6.23	95	225	H
2	5.72633	49.25	Pk	34.9	-21.1	0	63.05	68.2	-5.15	95	225	H

Pk - Peak detector

UL VERIFICATION SERVICES INC.
47173 Benicia Street, Fremont, CA 94538; USA TEL:(510) 319-4000 FAX:(510) 661-0888
This report shall not be reproduced except in full, without the written approval of UL Verification Services Inc.

VERTICAL RESULT

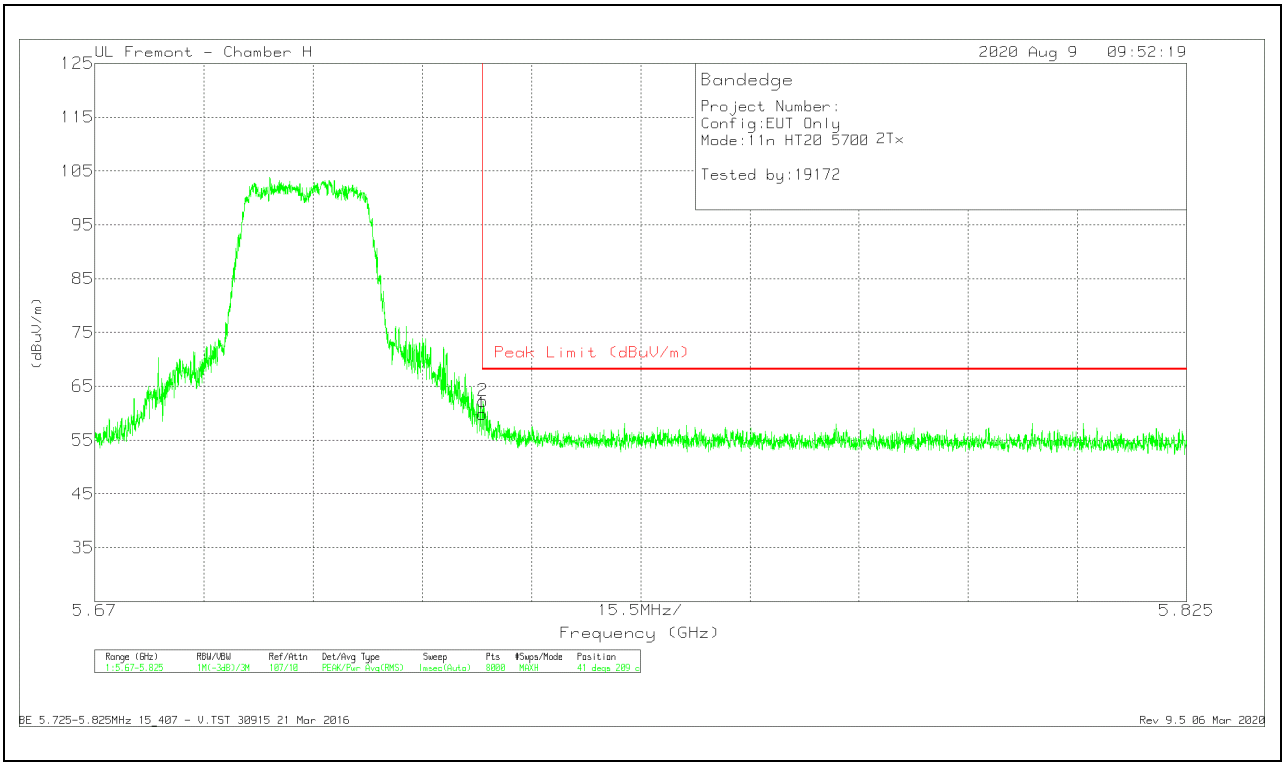

Marker	Frequency (GHz)	Meter Reading (dBuV)	Det	AF T863 (dB/m)	Amp/Cbl/Fltr/Pad (dB)	DC Corr (dB)	Corrected Reading (dBuV/m)	Peak Limit (dBuV/m)	PK Margin (dB)	Azimuth (Degs)	Height (cm)	Polarity
1	5.72501	45.97	Pk	35	-21.1	0	59.87	68.2	-8.33	41	209	V
2	5.72513	48.39	Pk	35	-21.1	0	62.29	68.2	-5.91	41	209	V

Pk - Peak detector

UL VERIFICATION SERVICES INC.
47173 Benicia Street, Fremont, CA 94538; USA TEL:(510) 319-4000 FAX:(510) 661-0888
This report shall not be reproduced except in full, without the written approval of UL Verification Services Inc.

HARMONICS AND SPURIOUS EMISSIONS

LOW CHANNEL RESULTS

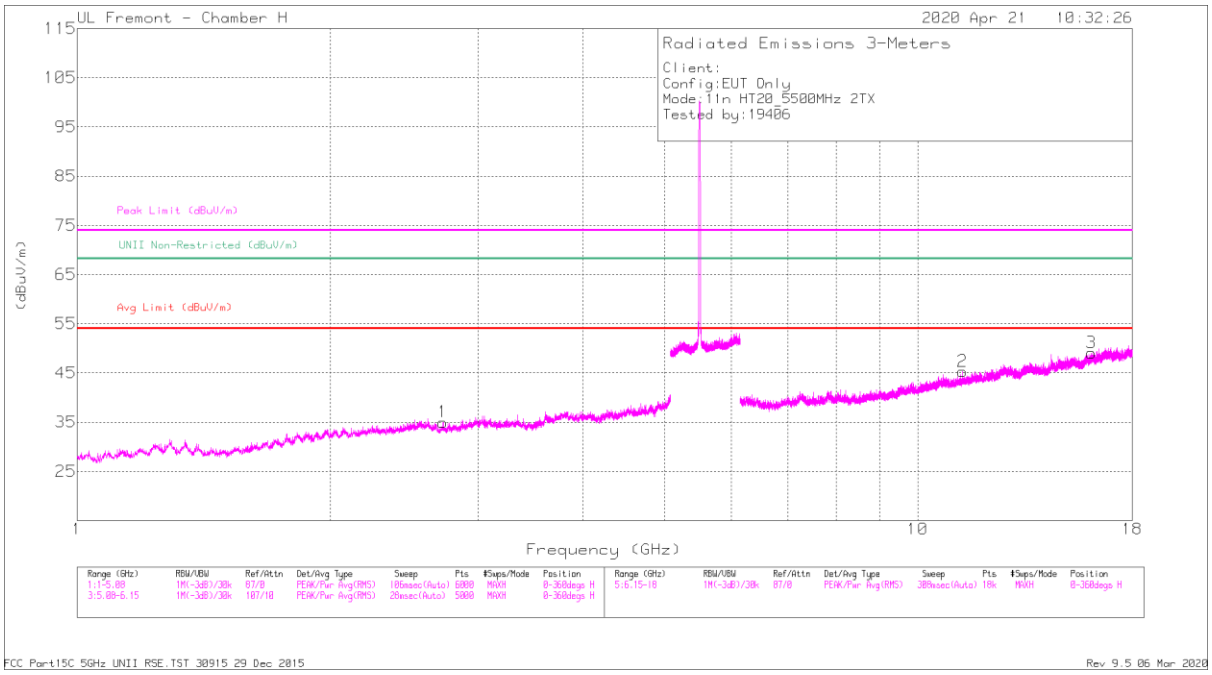

HORIZONTAL

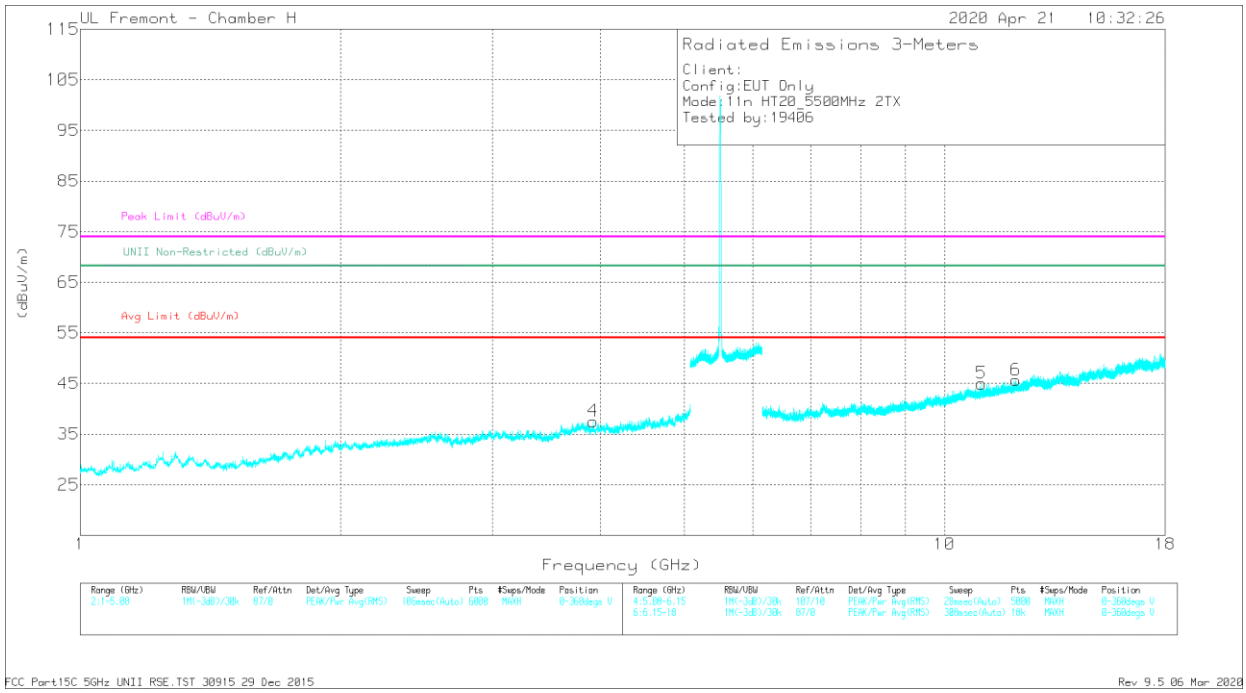

VERTICAL

UL VERIFICATION SERVICES INC.
47173 Benicia Street, Fremont, CA 94538; USA TEL:(510) 319-4000 FAX:(510) 661-0888
This report shall not be reproduced except in full, without the written approval of UL Verification Services Inc.

RADIATED EMISSIONS

Marker	Frequency (GHz)	Meter Reading (dBuV)	Det	AF T863 (dB/m)	Amp/Cbl/Fltr/Pad (dB)	DC Corr (dB)	Corrected Reading (dBuV/m)	Avg Limit (dBuV/m)	Margin (dB)	Peak Limit (dBuV/m)	PK Margin (dB)	Azimuth (Degs)	Height (cm)	Polarity
1	* 2.72305	43.68	PK-U	32.1	-33.4	0	42.38	-	-	74	-31.62	314	128	H
	* 2.72258	31.45	ADR	32.1	-33.3	0.58	30.83	54	-23.17	-	-	314	128	H
4	* 3.92041	38.04	PK-U	33.4	-31.9	0	39.54	-	-	74	-34.46	0-360	101	V
	* 3.9210	26.24	ADR	33.4	-31.9	0.58	28.32	54	-25.68	74	-46.26	0-360	101	V
2	* 11.3069	37.54	PK-U	38	-24.1	0	51.44	-	-	74	-22.56	168	156	H
	* 11.3039	25.96	ADR	38	-24.1	0.58	40.44	54	-13.56	-	-	168	156	H
3	* 16.0813	37.64	PK-U	41.6	-23.1	0	56.14	-	-	74	-17.86	121	172	H
	* 16.0837	25.91	ADR	41.6	-23.1	0.58	44.99	54	-9.01	-	-	121	172	H
5	* 11.0360	36.77	PK-U	37.7	-23.6	0	50.87	-	-	74	-23.13	174	148	V
	* 11.0355	25.74	ADR	37.7	-23.6	0.58	40.42	54	-13.58	-	-	174	148	V
6	* 12.0871	36.99	PK-U	38.8	-23.8	0	51.99	-	-	74	-22.01	246	157	V
	* 12.0889	25.84	ADR	38.8	-23.9	0.58	41.32	54	-12.68	-	-	246	157	V

* - indicates frequency in CFR47 Pt 15 / IC RSS-Restricted Band
PK-U - U-NII: Maximum Peak
ADR - U-NII AD primary method, RMS average

UL VERIFICATION SERVICES INC.
47173 Benicia Street, Fremont, CA 94538; USA TEL:(510) 319-4000 FAX:(510) 661-0888
This report shall not be reproduced except in full, without the written approval of UL Verification Services Inc.

MID CHANNEL RESULTS

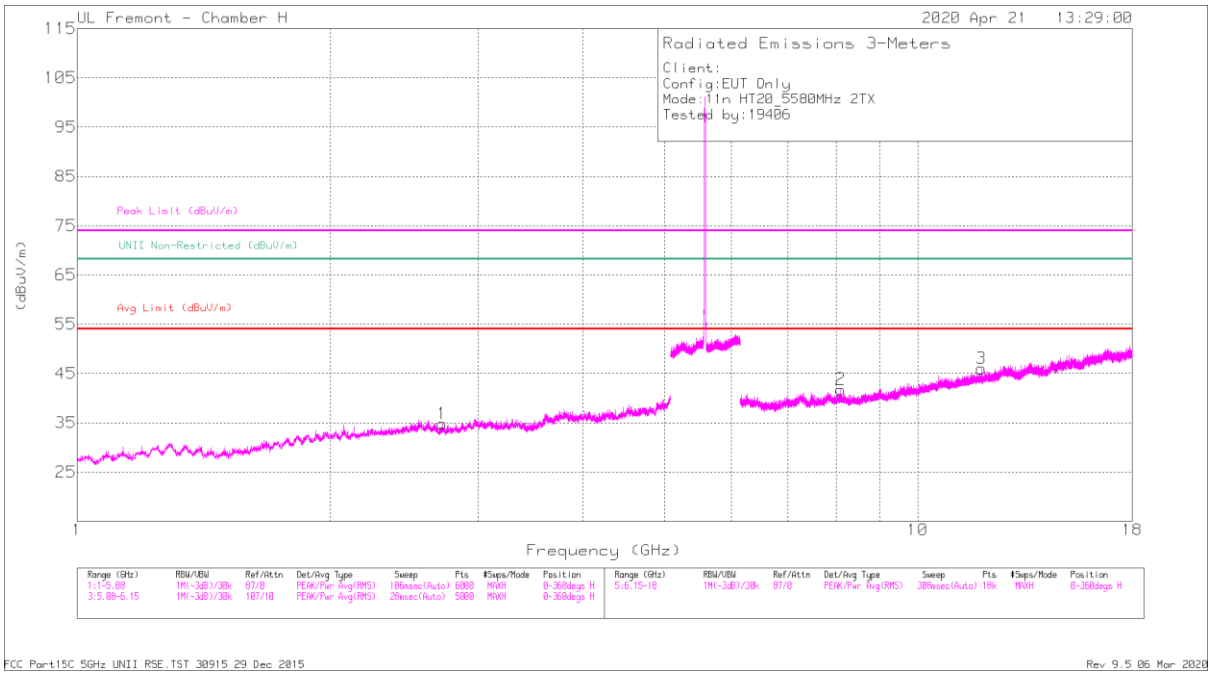

HORIZONTAL

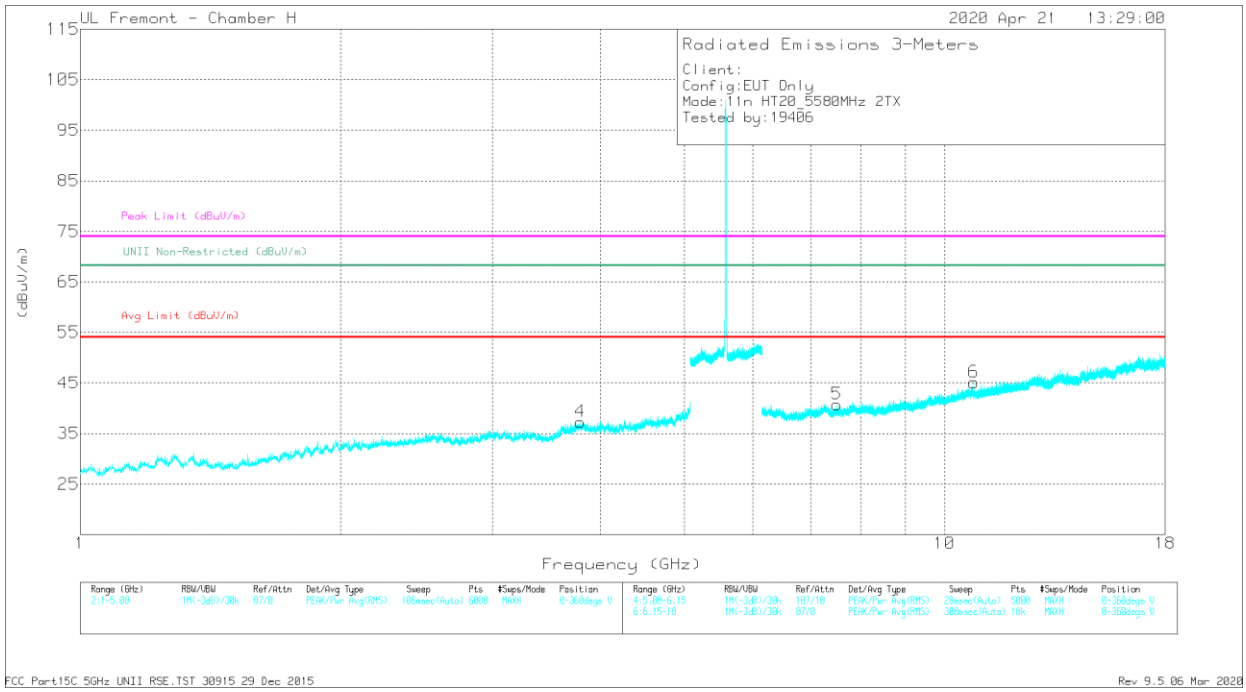

VERTICAL

UL VERIFICATION SERVICES INC.
47173 Benicia Street, Fremont, CA 94538; USA TEL:(510) 319-4000 FAX:(510) 661-0888
This report shall not be reproduced except in full, without the written approval of UL Verification Services Inc.

RADIATED EMISSIONS

Marker	Frequency (GHz)	Meter Reading (dBuV)	Det	AF T863 (dB/m)	Amp/Cbl/Fltr/Pad (dB)	DC Corr (dB)	Corrected Reading (dBuV/m)	Avg Limit (dBuV/m)	Margin (dB)	Peak Limit (dBuV/m)	PK Margin (dB)	Azimuth (Degs)	Height (cm)	Polarity
1	* 2.7163	42.79	PK-U	32.1	-33.3	0	41.59	-	-	74	-32.41	308	132	H
	* 2.71793	31.35	ADR	32.1	-33.3	0.58	30.73	54	-23.27	-	-	308	132	H
4	* 3.78839	42.9	PK-U	33.5	-32.2	0	44.2	-	-	74	-29.8	249	117	V
	* 3.78966	31.37	ADR	33.5	-32.2	0.58	33.25	54	-20.75	-	-	249	117	V
2	* 8.09847	38.83	PK-U	36.1	-26.9	0	48.03	-	-	74	-25.97	189	230	H
	* 8.09822	27.53	ADR	36.1	-26.9	0.58	37.31	54	-16.69	-	-	189	230	H
3	* 11.9039	37.06	PK-U	38.6	-23.9	0	51.76	-	-	74	-22.24	141	206	H
	* 11.9028	25.95	ADR	38.6	-23.9	0.58	41.23	54	-12.77	-	-	141	206	H
5	* 7.50871	39.46	PK-U	36	-27.9	0	47.56	-	-	74	-26.44	260	241	V
	* 7.508	28.2	ADR	36	-27.9	0.58	36.88	54	-17.12	-	-	260	241	V
6	* 10.8069	36.61	PK-U	37.6	-23.5	0	50.71	-	-	74	-23.29	144	177	V
	* 10.8068	25.64	ADR	37.6	-23.5	0.58	40.32	54	-13.68	-	-	144	177	V

* - indicates frequency in CFR47 Pt 15 / IC RSS-Restricted Band
PK-U - U-NII: Maximum Peak
ADR - U-NII AD primary method, RMS average

UL VERIFICATION SERVICES INC.
47173 Benicia Street, Fremont, CA 94538; USA TEL:(510) 319-4000 FAX:(510) 661-0888
This report shall not be reproduced except in full, without the written approval of UL Verification Services Inc.

HIGH CHANNEL RESULTS

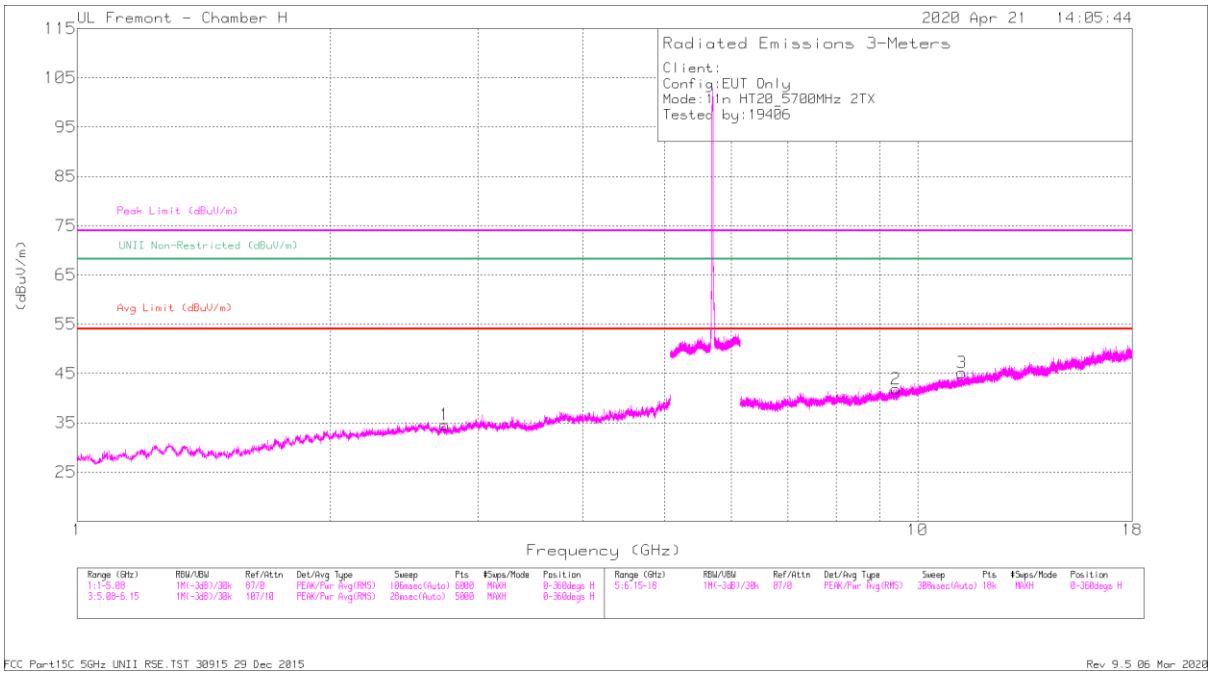

HORIZONTAL

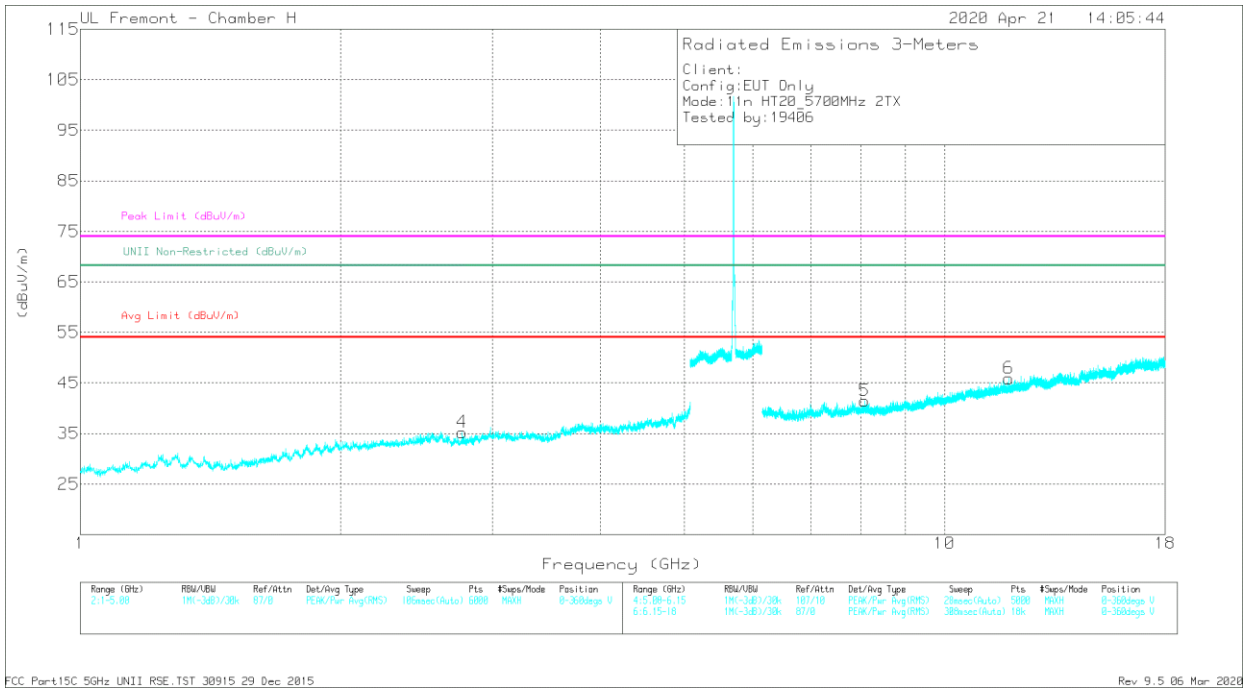

VERTICAL

UL VERIFICATION SERVICES INC.
47173 Benicia Street, Fremont, CA 94538; USA TEL:(510) 319-4000 FAX:(510) 661-0888
This report shall not be reproduced except in full, without the written approval of UL Verification Services Inc.

RADIATED EMISSIONS

Marker	Frequency (GHz)	Meter Reading (dBuV)	Det	AF T863 (dB/m)	Amp/Cbl/Fltr/Pad (dB)	DC Corr (dB)	Corrected Reading (dBuV/m)	Avg Limit (dBuV/m)	Margin (dB)	Peak Limit (dBuV/m)	PK Margin (dB)	Azimuth (Degs)	Height (cm)	Polarity
1	* 2.73709	42.75	PK-U	32.2	-33.5	0	41.45	-	-	74	-32.55	296	234	H
	* 2.73635	31.29	ADR	32.2	-33.5	0.58	30.57	54	-23.43	-	-	296	234	H
4	* 2.76517	43.28	PK-U	32.2	-33.7	0	41.78	-	-	74	-32.22	185	168	V
	* 2.7688	31.57	ADR	32.2	-33.7	0.58	30.65	54	-23.35	-	-	185	168	V
2	* 9.4189	37.56	PK-U	36.5	-25.7	0	48.36	-	-	74	-25.64	142	145	H
	* 9.41761	26.32	ADR	36.5	-25.7	0.58	37.7	54	-16.3	-	-	142	145	H
3	* 11.2914	36.66	PK-U	38	-23.9	0	50.76	-	-	74	-23.24	252	187	H
	* 11.2908	25.78	ADR	38	-23.9	0.58	40.46	54	-13.54	-	-	252	187	H
5	* 8.08619	39.17	PK-U	36.1	-26.8	0	48.47	-	-	74	-25.53	132	133	V
	* 8.08312	27.34	ADR	36.1	-26.8	0.58	37.22	54	-16.78	-	-	132	133	V
6	* 11.8657	37.26	PK-U	38.5	-24	0	51.76	-	-	74	-22.24	171	217	V
	* 11.8671	26.16	ADR	38.5	-24	0.58	41.24	54	-12.76	-	-	171	217	V

* - indicates frequency in CFR47 Pt 15 / IC RSS-Restricted Band
PK-U - U-NII: Maximum Peak
ADR - U-NII AD primary method, RMS average

UL VERIFICATION SERVICES INC.
47173 Benicia Street, Fremont, CA 94538; USA TEL:(510) 319-4000 FAX:(510) 661-0888
This report shall not be reproduced except in full, without the written approval of UL Verification Services Inc.

CHANNEL 144 RESULTS

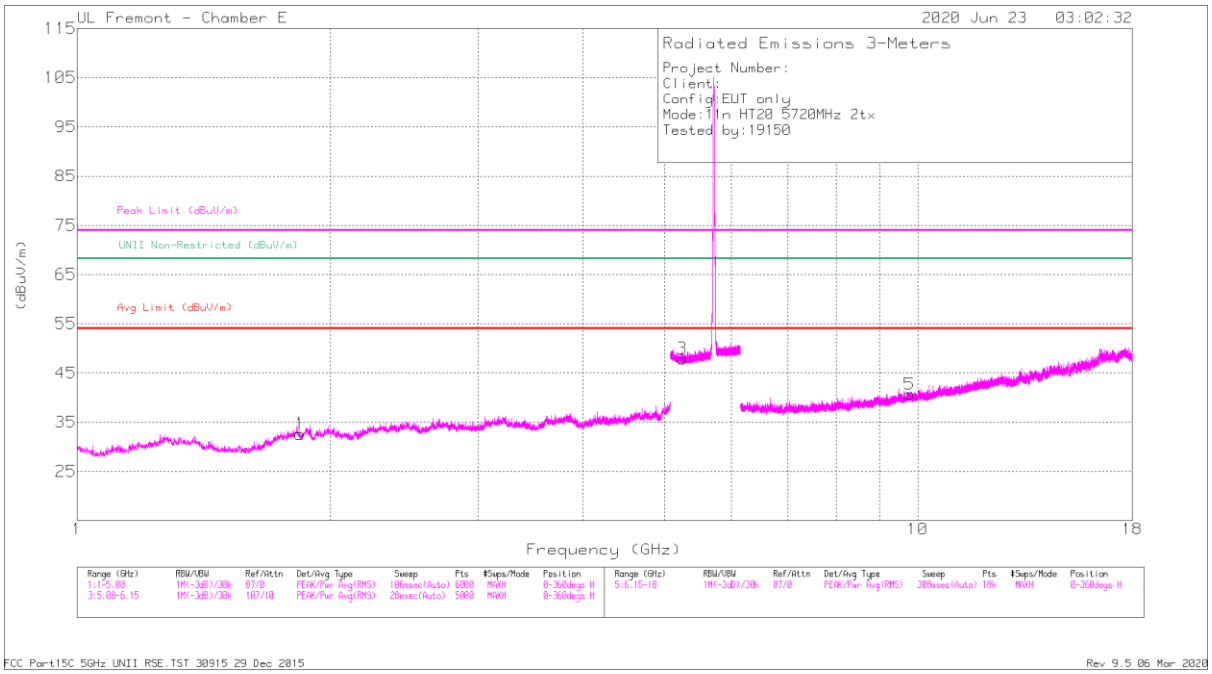

HORIZONTAL

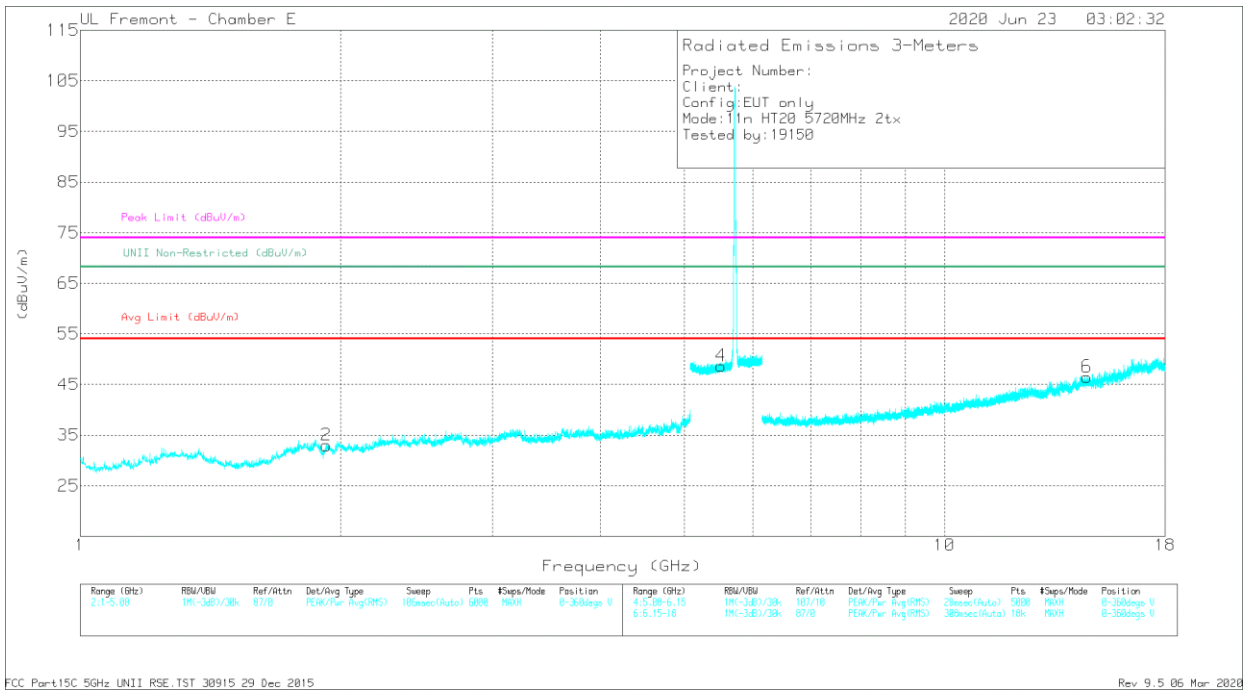

VERTICAL

UL VERIFICATION SERVICES INC.
47173 Benicia Street, Fremont, CA 94538; USA TEL:(510) 319-4000 FAX:(510) 661-0888
This report shall not be reproduced except in full, without the written approval of UL Verification Services Inc.

RADIATED EMISSIONS

Markers	Frequency (GHz)	Meter Reading (dBuV)	Det	AF T712 (dB/m)	Amp/Cbl/Fltr/Pad (dB)	Corrected Reading (dBuV/m)	UNII Non-Restricted (dBuV/m)	PK Margin (dB)	Azimuth (Degs)	Height (cm)	Polarity
1	1.84239	45.59	PK-U	31	-35.3	41.29	68.2	-26.91	360	101	H
2	1.92588	45.17	PK-U	31	-35.4	40.77	68.2	-27.43	360	101	V
3	5.24892	43.63	PK-U	34.3	-22.2	55.73	68.2	-12.47	360	101	H
4	5.51674	43.39	PK-U	34.6	-21.8	56.19	68.2	-12.01	360	101	V
5	9.77628	36.91	PK-U	36.9	-26.2	47.61	68.2	-20.59	360	101	H
6	14.61354	35.8	PK-U	39.8	-22	53.6	68.2	-14.6	360	101	V

PK-U - U-NII: Maximum Peak
ADR - U-NII AD primary method, RMS average

UL VERIFICATION SERVICES INC.
47173 Benicia Street, Fremont, CA 94538; USA TEL:(510) 319-4000 FAX:(510) 661-0888
This report shall not be reproduced except in full, without the written approval of UL Verification Services Inc.

1.1.14. TX ABOVE 1 GHz 802.11n HT40 MODE IN THE 5.6 GHz BAND

ANTENNA 6

BANDEDGE (LOW CHANNEL)

HORIZONTAL RESULT

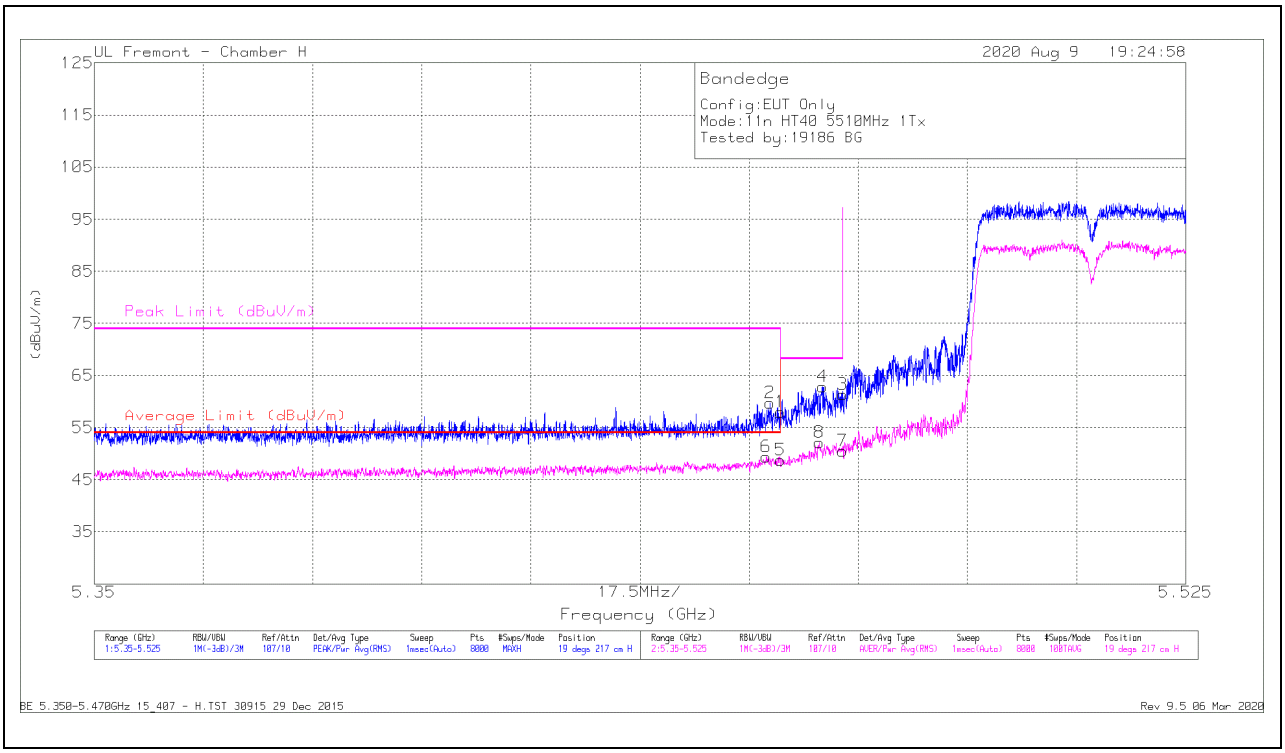

Marker	Frequency (GHz)	Meter Reading (dBuV)	Det	AF T863 (dB/m)	Amp/Cbl/Fltr/Pad (dB)	DC Corr (dB)	Corrected Reading (dBuV/m)	Average Limit (dBuV/m)	Margin (dB)	Peak Limit (dBuV/m)	PK Margin (dB)	Azimuth (Degs)	Height (cm)	Polarity
1	* 5.45998	43.73	Pk	35.2	-20.9	0	58.03	-	-	74	-15.97	19	217	H
2	* 5.45834	45.31	Pk	35.3	-20.9	0	59.71	-	-	74	-14.29	19	217	H
5	* 5.45998	33.87	RMS	35.2	-20.9	.64	48.81	54	-5.19	-	-	19	217	H
6	* 5.45775	34.37	RMS	35.3	-20.9	.64	49.41	54	-4.59	-	-	19	217	H
8	5.46624	37.19	RMS	35.2	-20.9	.64	52.13	-	-	-	-	19	217	H
4	5.46674	48.59	Pk	35.2	-20.9	0	62.89	-	-	68.2	-5.31	19	217	H
3	5.46998	47.07	Pk	35.3	-21	0	61.37	-	-	68.2	-6.83	19	217	H
7	5.46998	35.59	RMS	35.3	-21	.64	50.53	-	-	-	-	19	217	H

* - indicates frequency in CFR47 Pt 15 / IC RSS-Restricted Band
Pk - Peak detector
RMS - RMS detection

UL VERIFICATION SERVICES INC.
47173 Benicia Street, Fremont, CA 94538; USA TEL:(510) 319-4000 FAX:(510) 661-0888
This report shall not be reproduced except in full, without the written approval of UL Verification Services Inc.

VERTICAL RESULT

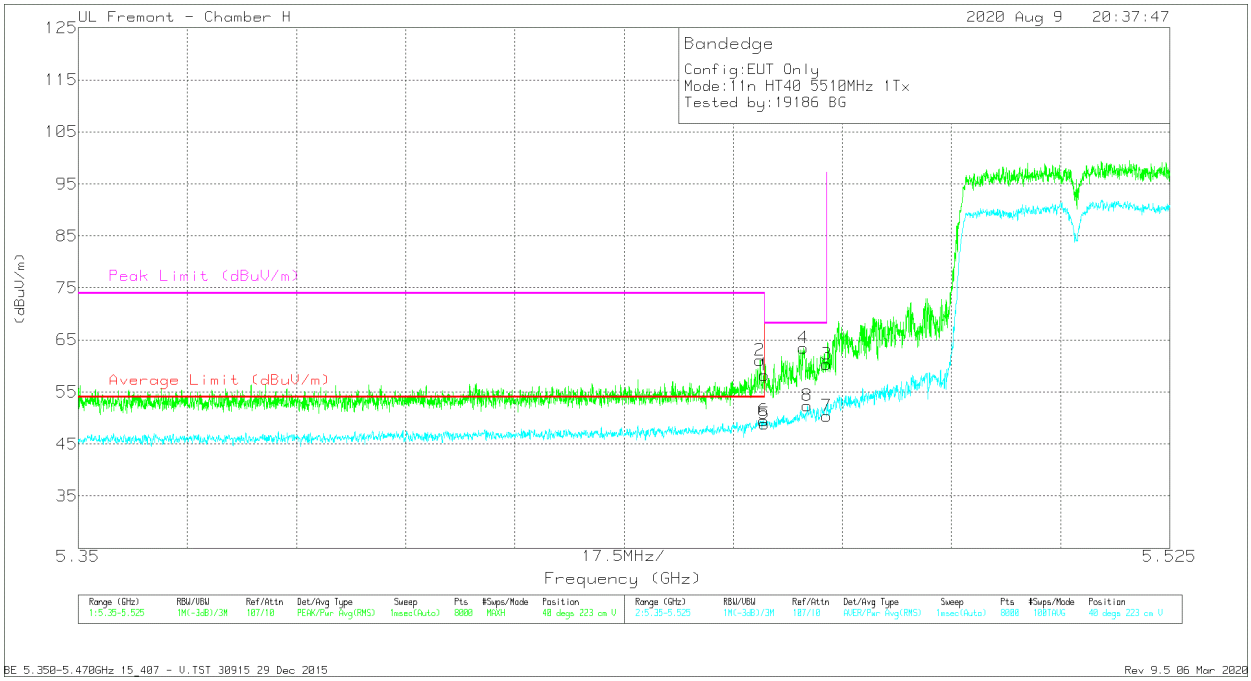

Marker	Frequency (GHz)	Meter Reading (dBuV)	Det	AF T863 (dB/m)	Amp/Cbl/Fltr/Pad (dB)	DC Corr (dB)	Corrected Reading (dBuV/m)	Average Limit (dBuV/m)	Margin (dB)	Peak Limit (dBuV/m)	PK Margin (dB)	Azimuth (Degs)	Height (cm)	Polarity
1	* 5.45998	43.99	Pk	35.2	-20.9	0	58.29	-	-	74	-15.71	40	223	V
2	* 5.45932	46.81	Pk	35.2	-20.9	0	61.11	-	-	74	-12.89	40	223	V
5	* 5.45998	33.93	RMS	35.2	-20.9	.64	48.87	54	-5.13	-	-	40	223	V
6	* 5.45987	34.52	RMS	35.2	-20.9	.64	49.46	54	-4.54	-	-	40	223	V
4	5.46622	49.19	Pk	35.2	-20.9	0	63.49	-	-	68.2	-4.71	40	223	V
8	5.46689	37.37	RMS	35.3	-20.9	.64	52.41	-	-	-	-	40	223	V
3	5.46998	46.09	Pk	35.3	-21	0	60.39	-	-	68.2	-7.81	40	223	V
7	5.46998	35.46	RMS	35.3	-21	.64	50.4	-	-	-	-	40	223	V

* - indicates frequency in CFR47 Pt 15 / IC RSS-Restricted Band
Pk - Peak detector
RMS - RMS detection

UL VERIFICATION SERVICES INC.
47173 Benicia Street, Fremont, CA 94538; USA TEL:(510) 319-4000 FAX:(510) 661-0888
This report shall not be reproduced except in full, without the written approval of UL Verification Services Inc.

BANDEDGE (HIGH CHANNEL)

HORIZONTAL RESULT

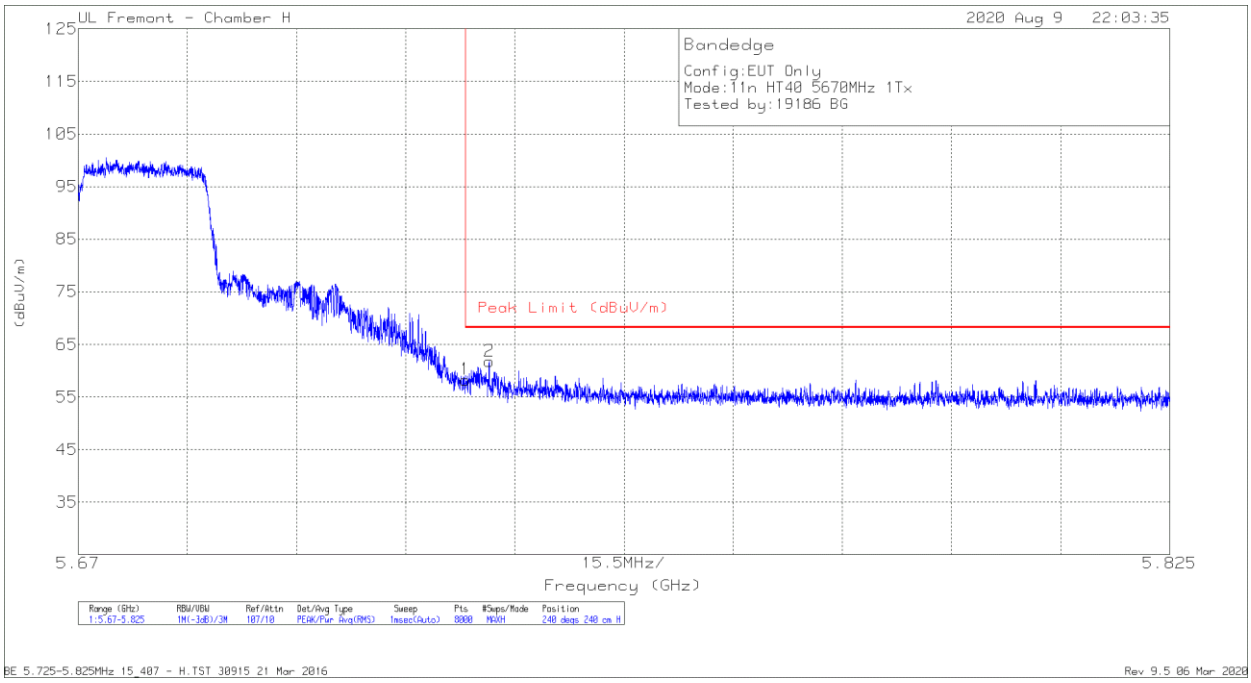

Marker	Frequency (GHz)	Meter Reading (dBuV)	Det	AF T863 (dB/m)	Amp/Cbl/Fltr/Pad (dB)	Corrected Reading (dBuV/m)	Peak Limit (dBuV/m)	PK Margin (dB)	Azimuth (Degs)	Height (cm)	Polarity
1	5.72501	44.38	Pk	35	-21.1	58.28	68.2	-9.92	240	240	H
2	5.72834	48.03	Pk	34.9	-21.1	61.83	68.2	-6.37	240	240	H

Pk - Peak detector

UL VERIFICATION SERVICES INC.
47173 Benicia Street, Fremont, CA 94538; USA TEL:(510) 319-4000 FAX:(510) 661-0888
This report shall not be reproduced except in full, without the written approval of UL Verification Services Inc.

VERTICAL RESULT

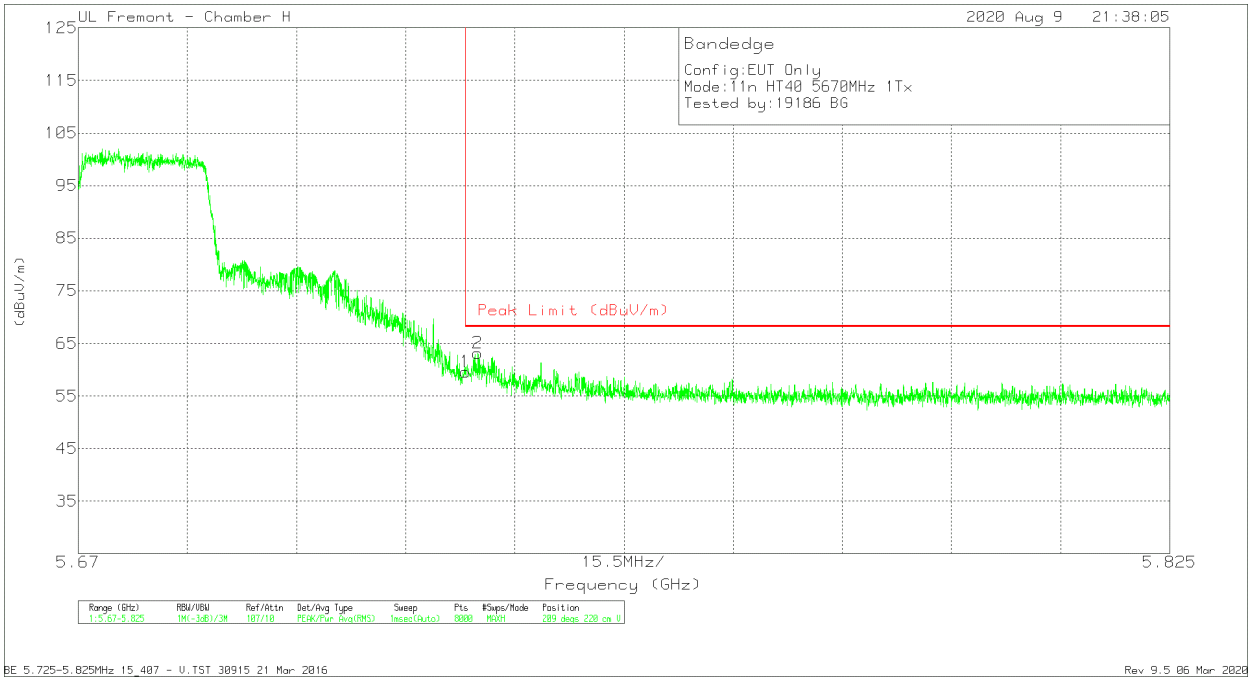

Marker	Frequency (GHz)	Meter Reading (dBuV)	Det	AF T863 (dB/m)	Amp/Cbl/Fltr/Pad (dB)	Corrected Reading (dBuV/m)	Peak Limit (dBuV/m)	PK Margin (dB)	Azimuth (Degs)	Height (cm)	Polarity
1	5.72501	45.65	Pk	35	-21.1	59.55	68.2	-8.65	209	220	V
2	5.72676	49.34	Pk	34.9	-21.1	63.14	68.2	-5.06	209	220	V

Pk - Peak detector

UL VERIFICATION SERVICES INC.
47173 Benicia Street, Fremont, CA 94538; USA TEL:(510) 319-4000 FAX:(510) 661-0888
This report shall not be reproduced except in full, without the written approval of UL Verification Services Inc.

ANTENNA 5

BANDEDGE (LOW CHANNEL)

HORIZONTAL RESULT

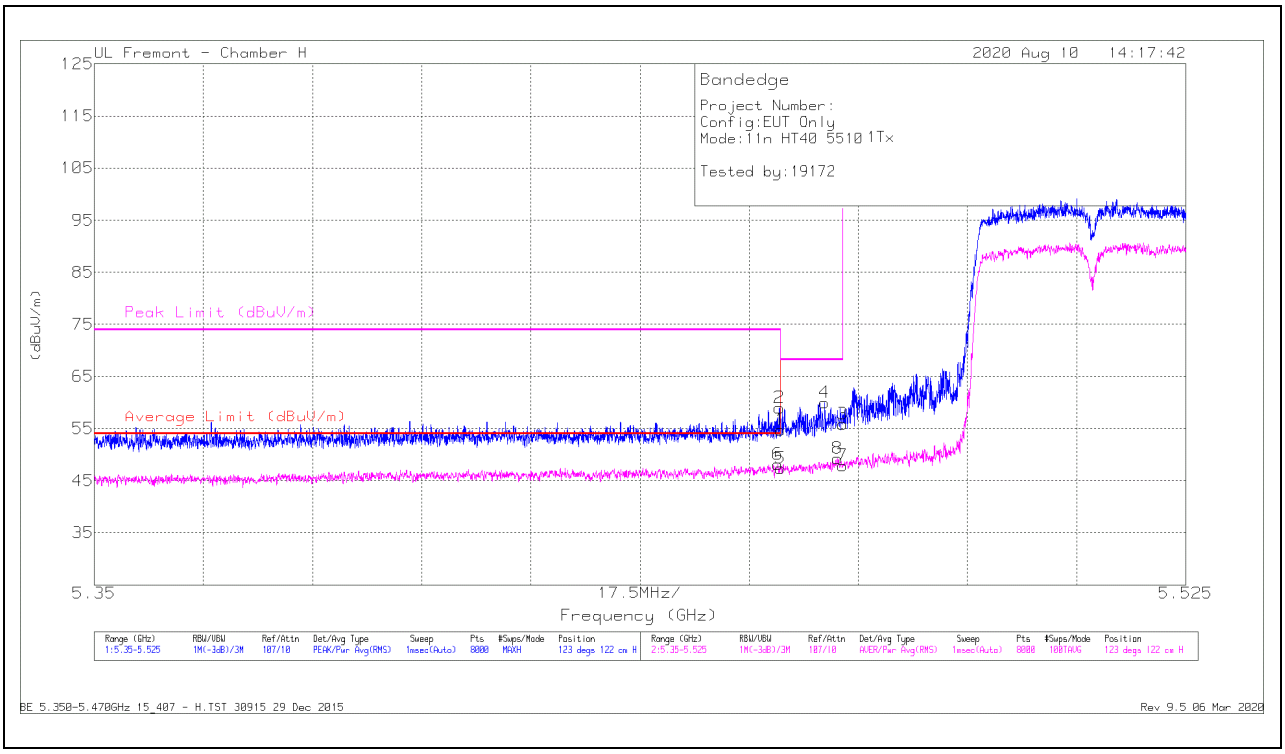

Marker	Frequency (GHz)	Meter Reading (dBuV)	Det	AF T863 (dB/m)	Amp/Cbl/Fltr/Pad (dB)	DC Corr (dB)	Corrected Reading (dBuV/m)	Average Limit (dBuV/m)	Margin (dB)	Peak Limit (dBuV/m)	PK Margin (dB)	Azimuth (Degs)	Height (cm)	Polarity
1	* 5.45998	40.44	Pk	35.2	-20.9	0	54.74	-	-	74	-19.26	123	122	H
2	* 5.45985	44.73	Pk	35.2	-20.9	0	59.03	-	-	74	-14.97	123	122	H
5	* 5.45998	32.44	RMS	35.2	-20.9	.64	47.37	54	-6.63	-	-	123	122	H
6	* 5.45959	33.21	RMS	35.2	-20.9	.64	48.14	54	-5.86	-	-	123	122	H
4	5.46709	45.62	Pk	35.3	-20.9	0	60.02	-	-	68.2	-8.18	123	122	H
8	5.46917	34.31	RMS	35.3	-21	.64	49.24	-	-	-	-	123	122	H
3	5.46998	41.54	Pk	35.3	-21	0	55.84	-	-	68.2	-12.36	123	122	H
7	5.46998	32.91	RMS	35.3	-21	.64	47.84	-	-	-	-	123	122	H

* - indicates frequency in CFR47 Pt 15 / IC RSS-Restricted Band
Pk - Peak detector
RMS - RMS detection

UL VERIFICATION SERVICES INC.
47173 Benicia Street, Fremont, CA 94538; USA TEL:(510) 319-4000 FAX:(510) 661-0888
This report shall not be reproduced except in full, without the written approval of UL Verification Services Inc.

VERTICAL RESULT

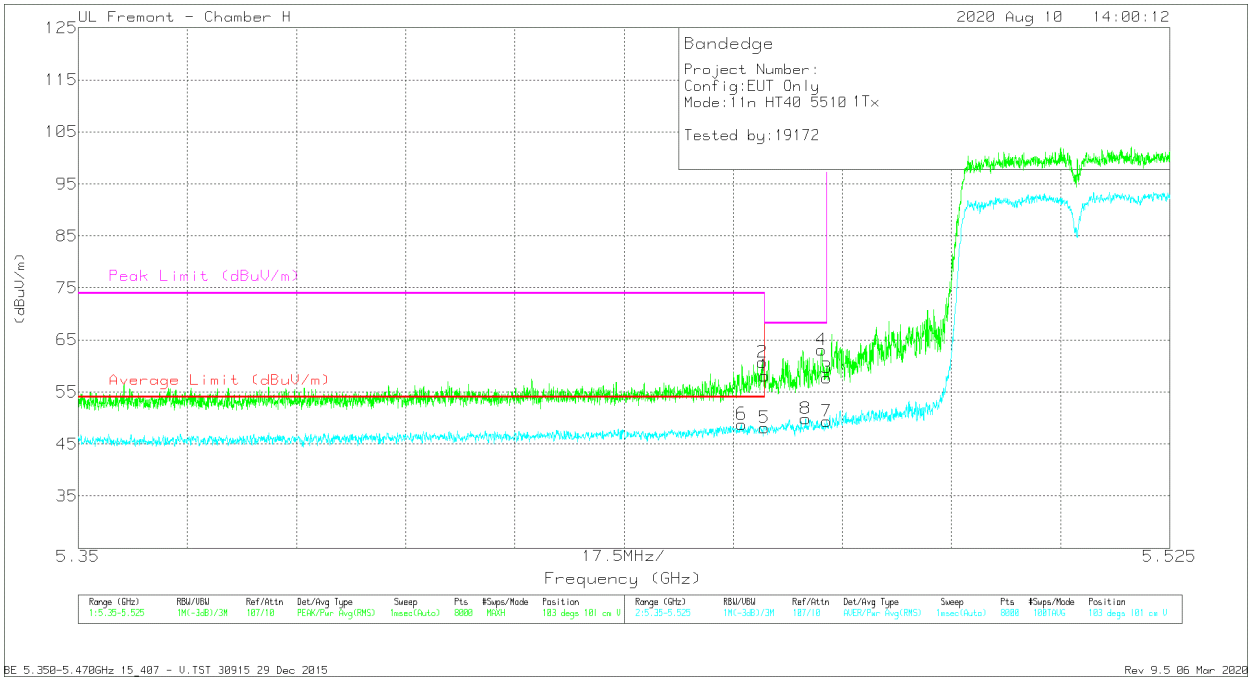

Marker	Frequency (GHz)	Meter Reading (dBuV)	Det	AF T863 (dB/m)	Amp/Cbl/Fltr/Pad (dB)	DC Corr (dB)	Corrected Reading (dBuV/m)	Average Limit (dBuV/m)	Margin (dB)	Peak Limit (dBuV/m)	PK Margin (dB)	Azimuth (Degs)	Height (cm)	Polarity
1	* 5.45998	43.84	Pk	35.2	-20.9	0	58.14	-	-	74	-15.86	103	101	V
2	* 5.45967	46.44	Pk	35.2	-20.9	0	60.74	-	-	74	-13.26	103	101	V
5	* 5.45998	33.16	RMS	35.2	-20.9	.64	48.09	54	-5.91	-	-	103	101	V
6	* 5.45633	33.79	RMS	35.3	-20.9	.64	48.82	54	-5.18	-	-	103	101	V
8	5.46661	34.95	RMS	35.2	-20.9	.64	49.88	-	-	-	-	103	101	V
4	5.46913	48.79	Pk	35.3	-21	0	63.09	-	-	68.2	-5.11	103	101	V
3	5.46998	43.44	Pk	35.3	-21	0	57.74	-	-	68.2	-10.46	103	101	V
7	5.46998	34.43	RMS	35.3	-21	.64	49.36	-	-	-	-	103	101	V

* - indicates frequency in CFR47 Pt 15 / IC RSS-Restricted Band
Pk - Peak detector
RMS - RMS detection

UL VERIFICATION SERVICES INC.
47173 Benicia Street, Fremont, CA 94538; USA TEL:(510) 319-4000 FAX:(510) 661-0888
This report shall not be reproduced except in full, without the written approval of UL Verification Services Inc.

BANDEDGE (HIGH CHANNEL)

HORIZONTAL RESULT

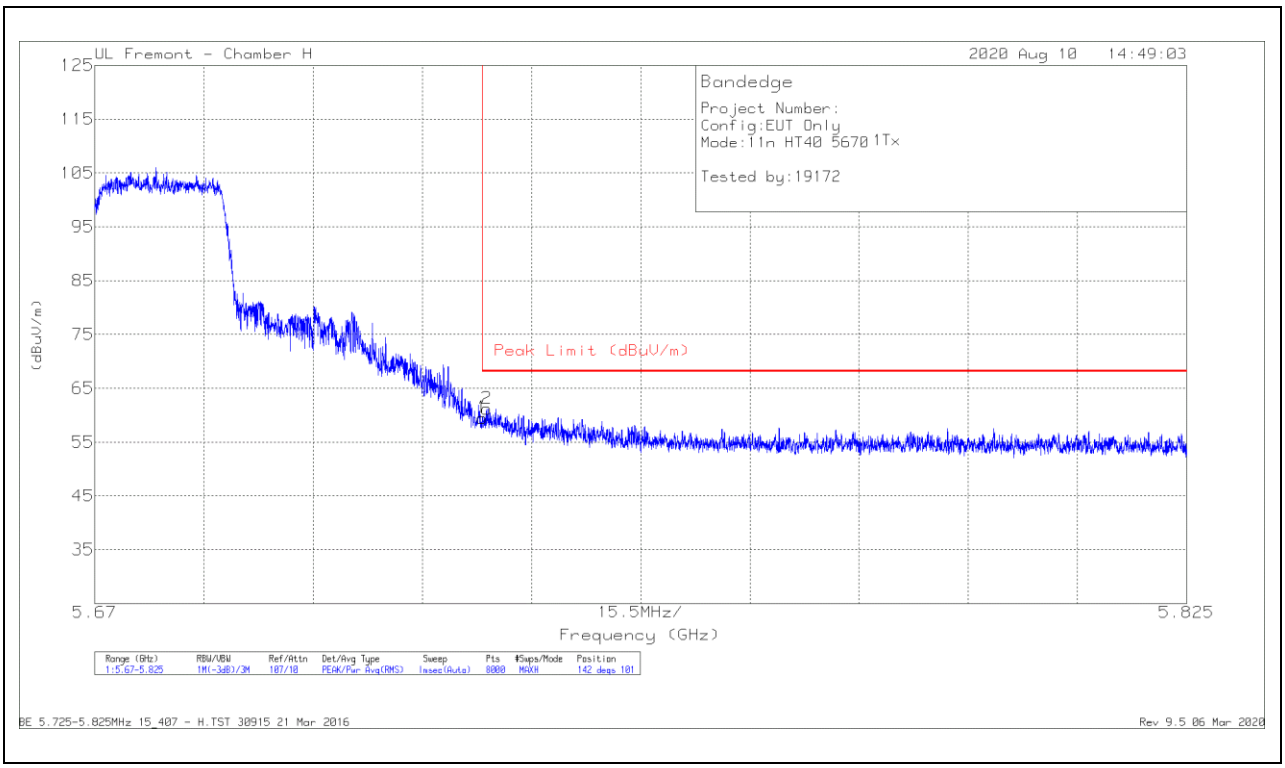

Marker	Frequency (GHz)	Meter Reading (dBuV)	Det	AF T863 (dB/m)	Amp/Cbl/Fltr/Pad (dB)	DC Corr (dB)	Corrected Reading (dBuV/m)	Peak Limit (dBuV/m)	PK Margin (dB)	Azimuth (Degs)	Height (cm)	Polarity
1	5.72501	45.6	Pk	35	-21.1	0	59.5	68.2	-8.7	142	101	H
2	5.72563	47.4	Pk	34.9	-21.1	0	61.2	68.2	-7	142	101	H

Pk - Peak detector

UL VERIFICATION SERVICES INC.
47173 Benicia Street, Fremont, CA 94538; USA TEL:(510) 319-4000 FAX:(510) 661-0888
This report shall not be reproduced except in full, without the written approval of UL Verification Services Inc.

VERTICAL RESULT

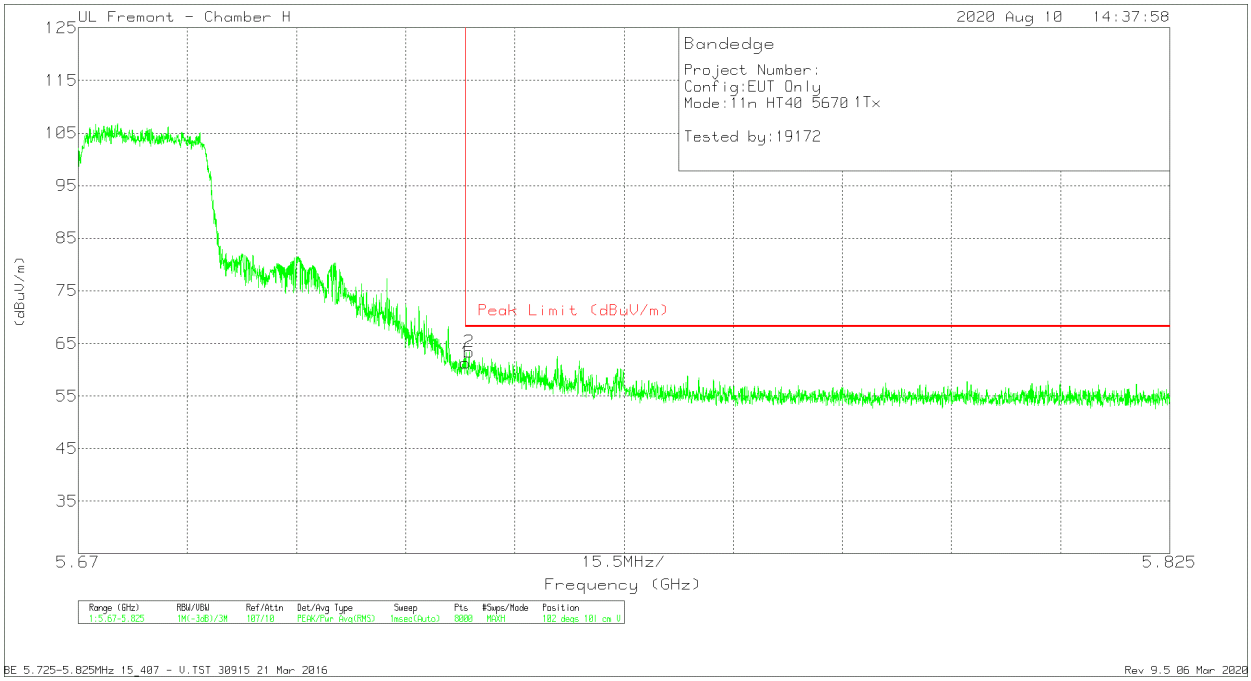

Marker	Frequency (GHz)	Meter Reading (dBuV)	Det	AF T863 (dB/m)	Amp/Cbl/Fltr/Pad (dB)	DC Corr (dB)	Corrected Reading (dBuV/m)	Peak Limit (dBuV/m)	PK Margin (dB)	Azimuth (Degs)	Height (cm)	Polarity
1	5.72501	47.42	Pk	35	-21.1	0	61.32	68.2	-6.88	102	101	V
2	5.72552	49.57	Pk	34.9	-21.1	0	63.37	68.2	-4.83	102	101	V

Pk - Peak detector

UL VERIFICATION SERVICES INC.
47173 Benicia Street, Fremont, CA 94538; USA TEL:(510) 319-4000 FAX:(510) 661-0888
This report shall not be reproduced except in full, without the written approval of UL Verification Services Inc.

2TX ANTENNA 6 + ANTENNA 5 CDD MODE

BANDEDGE (LOW CHANNEL)

HORIZONTAL RESULT

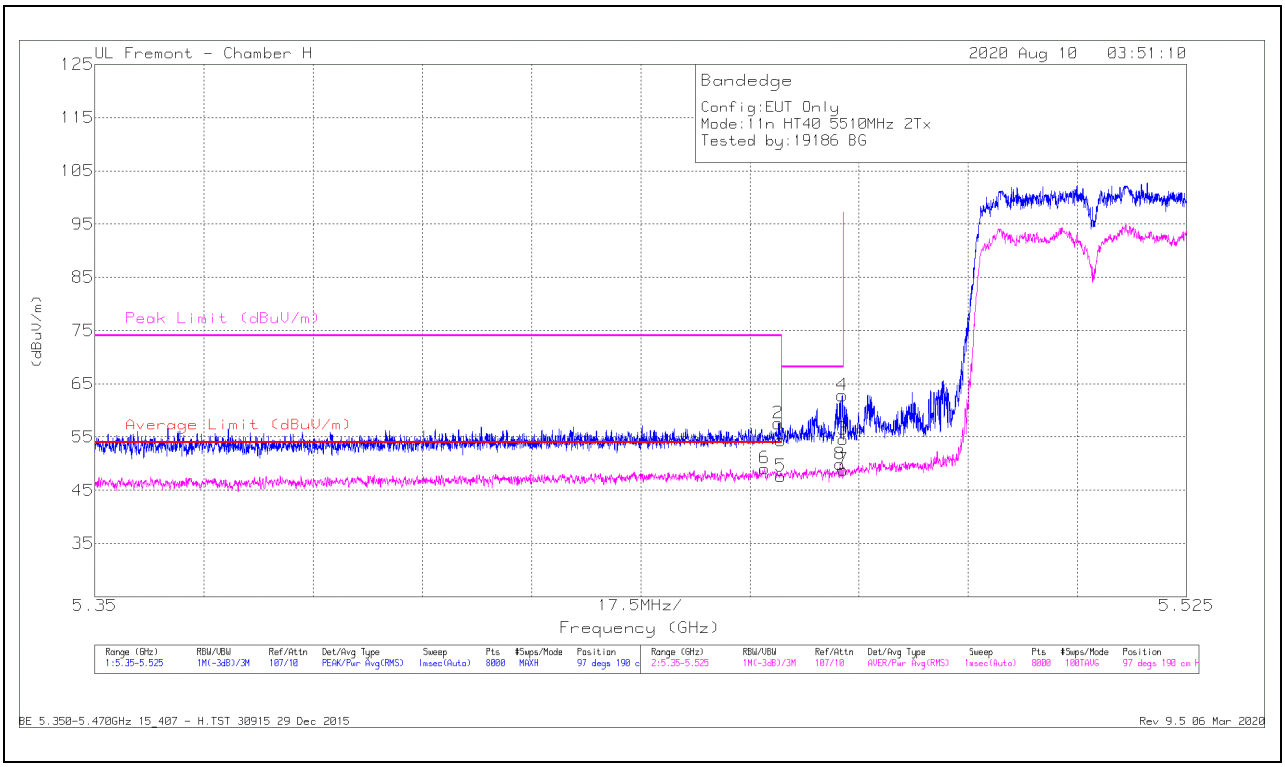

Marker	Frequency (GHz)	Meter Reading (dBuV)	Det	AF T863 (dB/m)	Amp/Cbl/Fltr/Pad (dB)	DC Corr (dB)	Corrected Reading (dBuV/m)	Average Limit (dBuV/m)	Margin (dB)	Peak Limit (dBuV/m)	PK Margin (dB)	Azimuth (Degs)	Height (cm)	Polarity
1	* 5.45998	40.09	Pk	35.2	-20.9	0	54.39	-	-	74	-19.61	97	190	H
2	* 5.45957	43.28	Pk	35.2	-20.9	0	57.58	-	-	74	-16.42	97	190	H
5	* 5.45998	32.44	RMS	35.2	-20.9	.9	47.64	54	-6.36	-	-	97	190	H
6	* 5.45736	33.82	RMS	35.3	-20.9	.9	49.12	54	-4.88	-	-	97	190	H
8	5.46943	34.69	RMS	35.3	-21	.9	49.89	-	-	-	-	97	190	H
4	5.4698	48.54	Pk	35.3	-21	0	62.84	-	-	68.2	-5.36	97	190	H
3	5.46998	40.31	Pk	35.3	-21	0	54.61	-	-	68.2	-13.59	97	190	H
7	5.46998	33.65	RMS	35.3	-21	.9	48.85	-	-	-	-	97	190	H

* - indicates frequency in CFR47 Pt 15 / IC RSS-Restricted Band
Pk - Peak detector
RMS - RMS detection

UL VERIFICATION SERVICES INC.
47173 Benicia Street, Fremont, CA 94538; USA TEL:(510) 319-4000 FAX:(510) 661-0888
This report shall not be reproduced except in full, without the written approval of UL Verification Services Inc.

VERTICAL RESULT

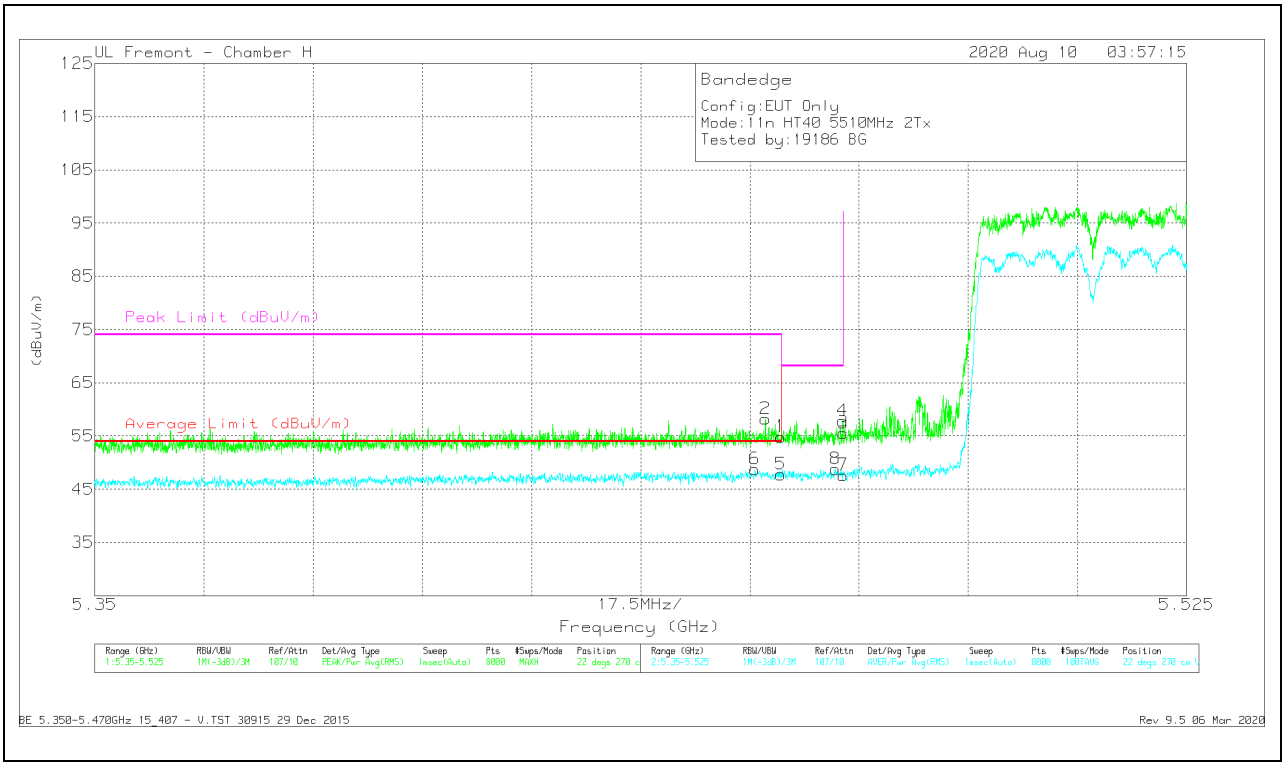

Marker	Frequency (GHz)	Meter Reading (dBuV)	Det	AF T863 (dB/m)	Amp/Cbl/Fltr/Pad (dB)	DC Corr (dB)	Corrected Reading (dBuV/m)	Average Limit (dBuV/m)	Margin (dB)	Peak Limit (dBuV/m)	PK Margin (dB)	Azimuth (Degs)	Height (cm)	Polarity
1	* 5.45998	40.55	Pk	35.2	-20.9	0	54.85	-	-	74	-19.15	22	270	V
2	* 5.45749	43.81	Pk	35.3	-20.9	0	58.21	-	-	74	-15.79	22	270	V
5	* 5.45998	32.6	RMS	35.2	-20.9	.9	47.8	54	-6.2	-	-	22	270	V
6	* 5.45578	33.46	RMS	35.3	-20.9	.9	48.76	54	-5.24	-	-	22	270	V
8	5.46867	33.57	RMS	35.3	-21	.9	48.77	-	-	-	-	22	270	V
4	5.46989	43.56	Pk	35.3	-21	0	57.86	-	-	68.2	-10.34	22	270	V
3	5.46998	41.26	Pk	35.3	-21	0	55.56	-	-	68.2	-12.64	22	270	V
7	5.46998	32.42	RMS	35.3	-21	.9	47.62	-	-	-	-	22	270	V

* - indicates frequency in CFR47 Pt 15 / IC RSS-Restricted Band
Pk - Peak detector
RMS - RMS detection

UL VERIFICATION SERVICES INC.
47173 Benicia Street, Fremont, CA 94538; USA TEL:(510) 319-4000 FAX:(510) 661-0888
This report shall not be reproduced except in full, without the written approval of UL Verification Services Inc.

BANDEDGE (HIGH CHANNEL)

HORIZONTAL RESULT

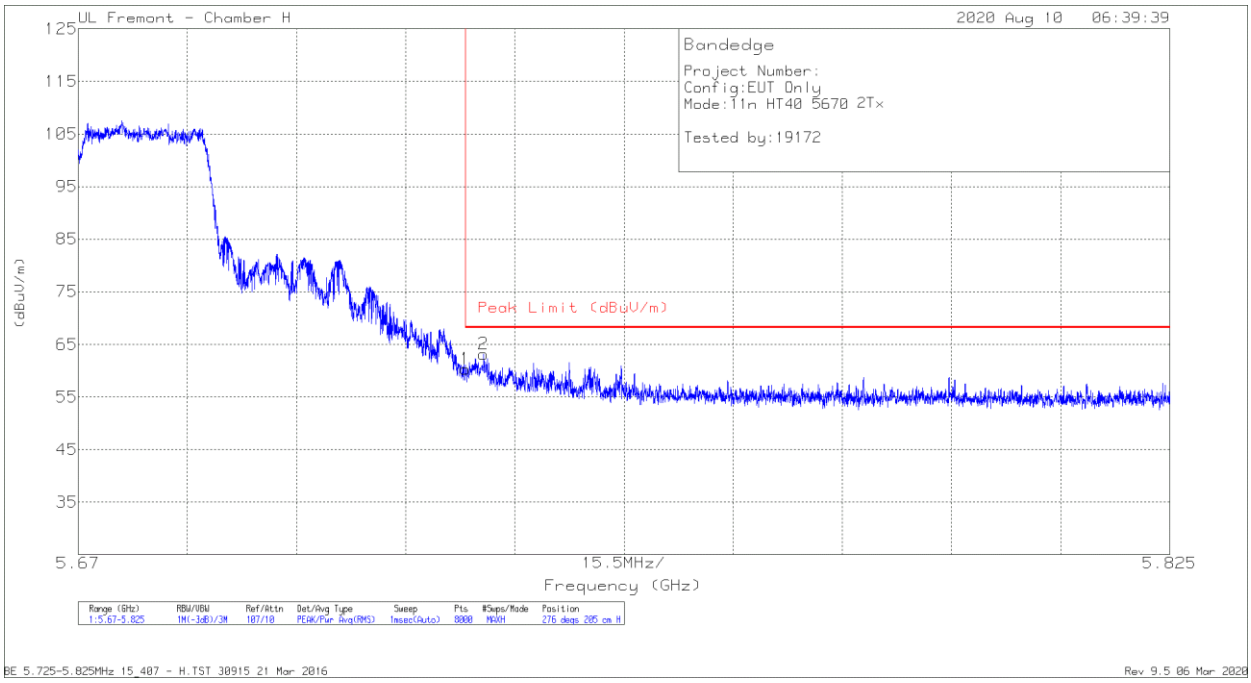

Marker	Frequency (GHz)	Meter Reading (dBuV)	Det	AF T863 (dB/m)	Amp/Cbl/Fltr/Pad (dB)	DC Corr (dB)	Corrected Reading (dBuV/m)	Peak Limit (dBuV/m)	PK Margin (dB)	Azimuth (Degs)	Height (cm)	Polarity
1	5.72501	46.44	Pk	35	-21.1	0	60.34	68.2	-7.86	276	205	H
2	5.72757	49.37	Pk	34.9	-21.1	0	63.17	68.2	-5.03	276	205	H

Pk - Peak detector

UL VERIFICATION SERVICES INC.
47173 Benicia Street, Fremont, CA 94538; USA TEL:(510) 319-4000 FAX:(510) 661-0888
This report shall not be reproduced except in full, without the written approval of UL Verification Services Inc.

VERTICAL RESULT

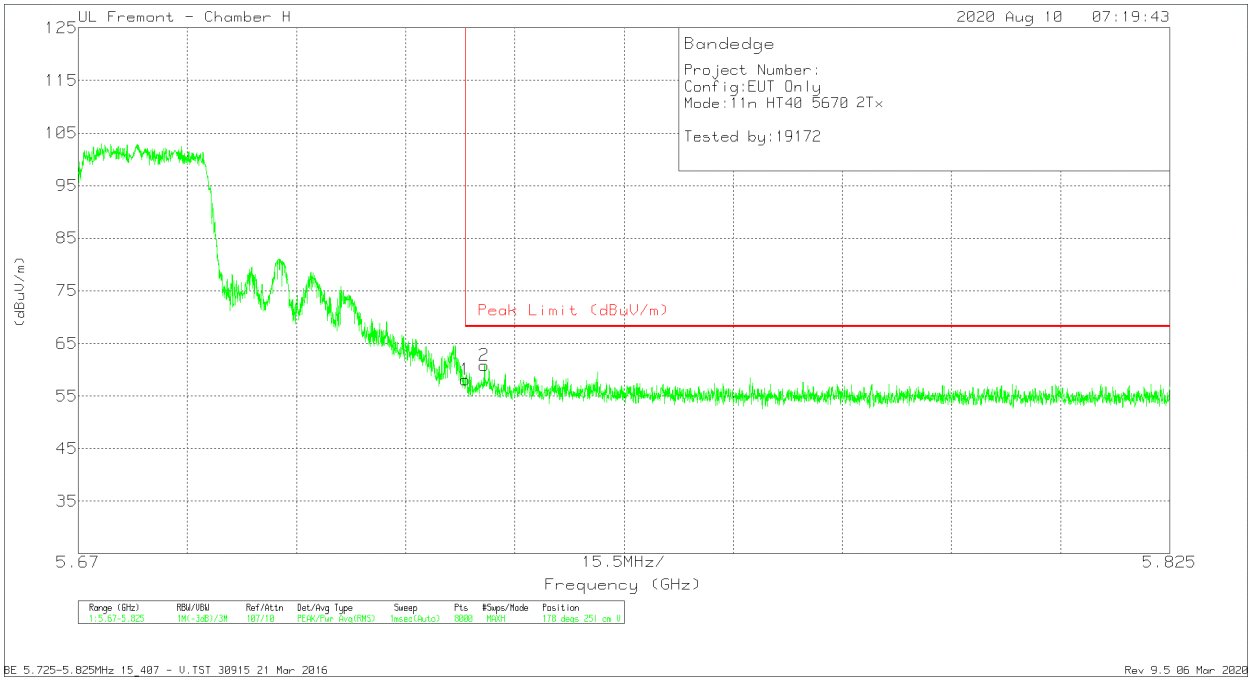

Marker	Frequency (GHz)	Meter Reading (dBuV)	Det	AF T863 (dB/m)	Amp/Cbl/Fltr/Pad (dB)	DC Corr (dB)	Corrected Reading (dBuV/m)	Peak Limit (dBuV/m)	PK Margin (dB)	Azimuth (Degs)	Height (cm)	Polarity
1	5.72501	44.24	Pk	35	-21.1	0	58.14	68.2	-10.06	178	251	V
2	5.72769	47.01	Pk	34.9	-21.1	0	60.81	68.2	-7.39	178	251	V

Pk - Peak detector

UL VERIFICATION SERVICES INC.
47173 Benicia Street, Fremont, CA 94538; USA TEL:(510) 319-4000 FAX:(510) 661-0888
This report shall not be reproduced except in full, without the written approval of UL Verification Services Inc.

HARMONICS AND SPURIOUS EMISSIONS

LOW CHANNEL RESULTS

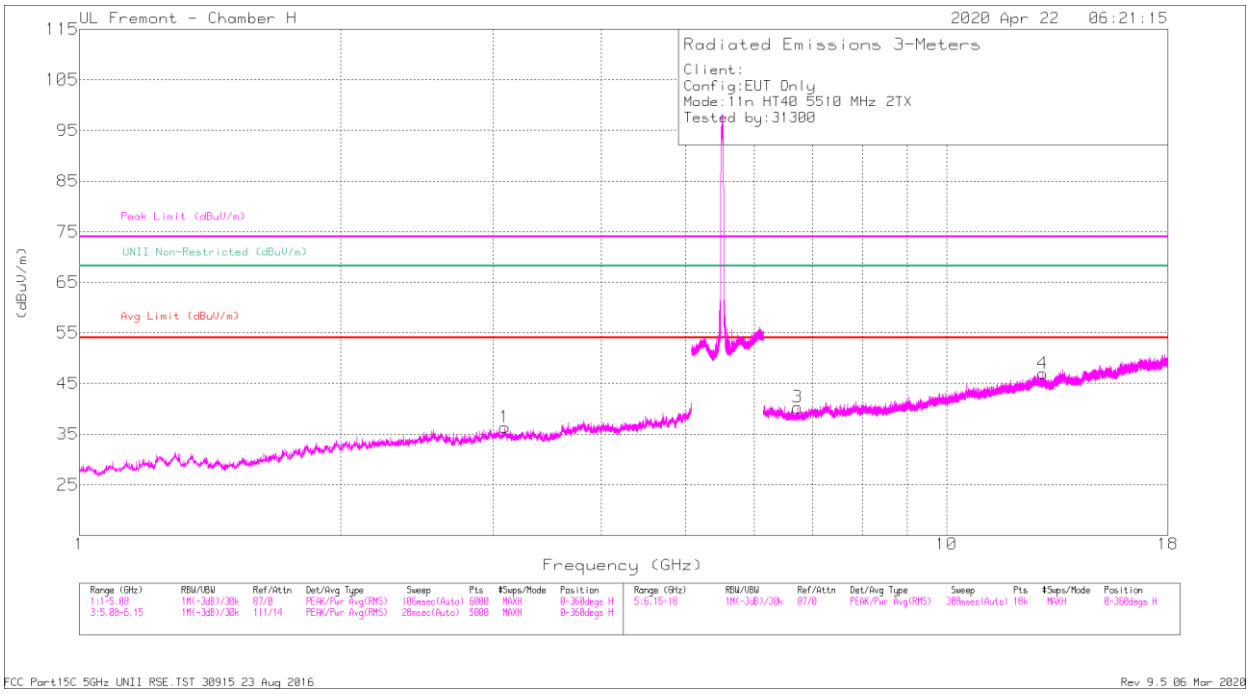

HORIZONTAL

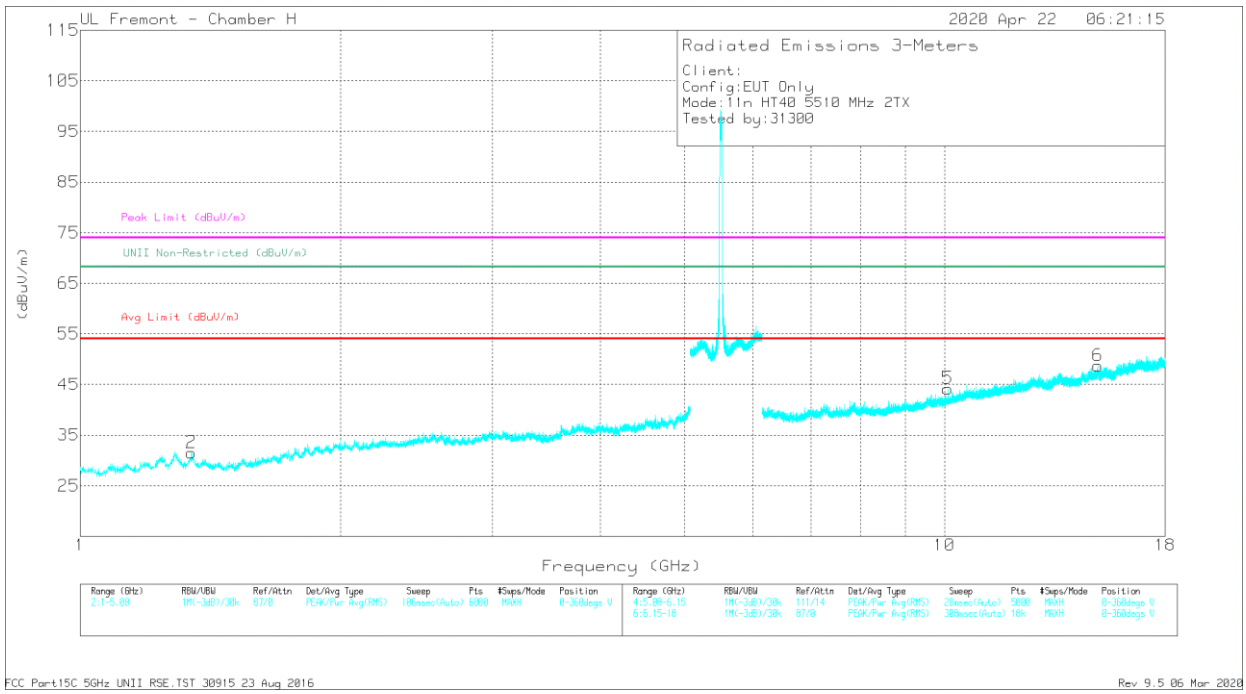

VERTICAL

UL VERIFICATION SERVICES INC.
47173 Benicia Street, Fremont, CA 94538; USA TEL:(510) 319-4000 FAX:(510) 661-0888
This report shall not be reproduced except in full, without the written approval of UL Verification Services Inc.

RADIATED EMISSIONS

Marker	Frequency (GHz)	Meter Reading (dBuV)	Det	AF T863 (dB/m)	Amp/Cbl/Fltr/Pad (dB)	DC Corr (dB)	Corrected Reading (dBuV/m)	Avg Limit (dBuV/m)	Margin (dB)	Peak Limit (dBuV/m)	PK Margin (dB)	UNII Non-Restricted (dBuV/m)	PK Margin (dB)	Azimuth (Degs)	Height (cm)	Polarity
2	* 1.3462	44.79	PK-U	29	-35.2	0	38.59	-	-	74	-35.41	-	-	303	159	V
	* 1.3456	33.04	ADR	29	-35.2	.9	27.74	54	-26.26	-	-	-	-	303	159	V
1	3.09644	42.83	PK-U	33.2	-32.9	0	43.13	-	-	-	-	68.2	-25.07	71	200	H
3	6.73743	40.25	PK-U	35.4	-29	0	46.65	-	-	-	-	68.2	-21.55	212	223	H
5	10.0844	37.63	PK-U	37	-24.9	0	49.73	-	-	-	-	68.2	-18.47	263	200	V
4	12.9074	37.55	PK-U	39.8	-23.5	0	53.85	-	-	-	-	68.2	-14.35	147	248	H
6	15.0432	37.73	PK-U	40.4	-22.3	0	55.83	-	-	-	-	68.2	-12.37	154	101	V

* - indicates frequency in CFR47 Pt 15 / IC RSS-Restricted Band
PK-U - U-NII: Maximum Peak
ADR - U-NII AD primary method, RMS average

UL VERIFICATION SERVICES INC.
47173 Benicia Street, Fremont, CA 94538; USA TEL:(510) 319-4000 FAX:(510) 661-0888
This report shall not be reproduced except in full, without the written approval of UL Verification Services Inc.

MID CHANNEL RESULTS

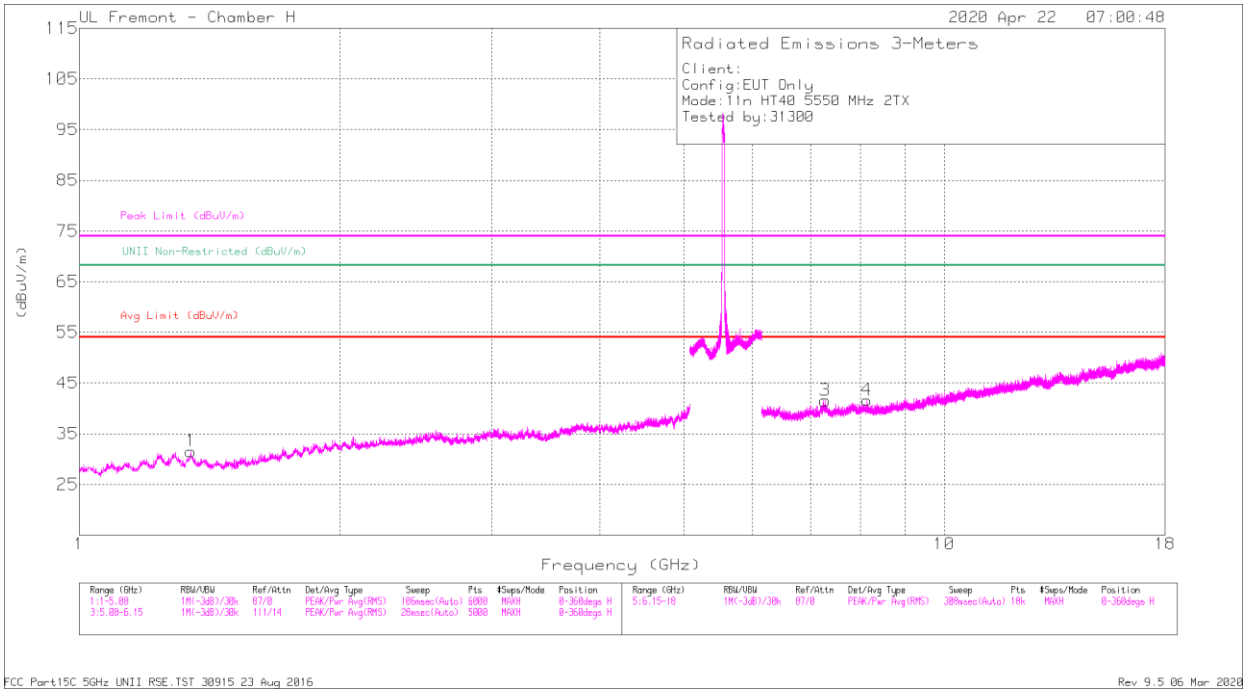

HORIZONTAL

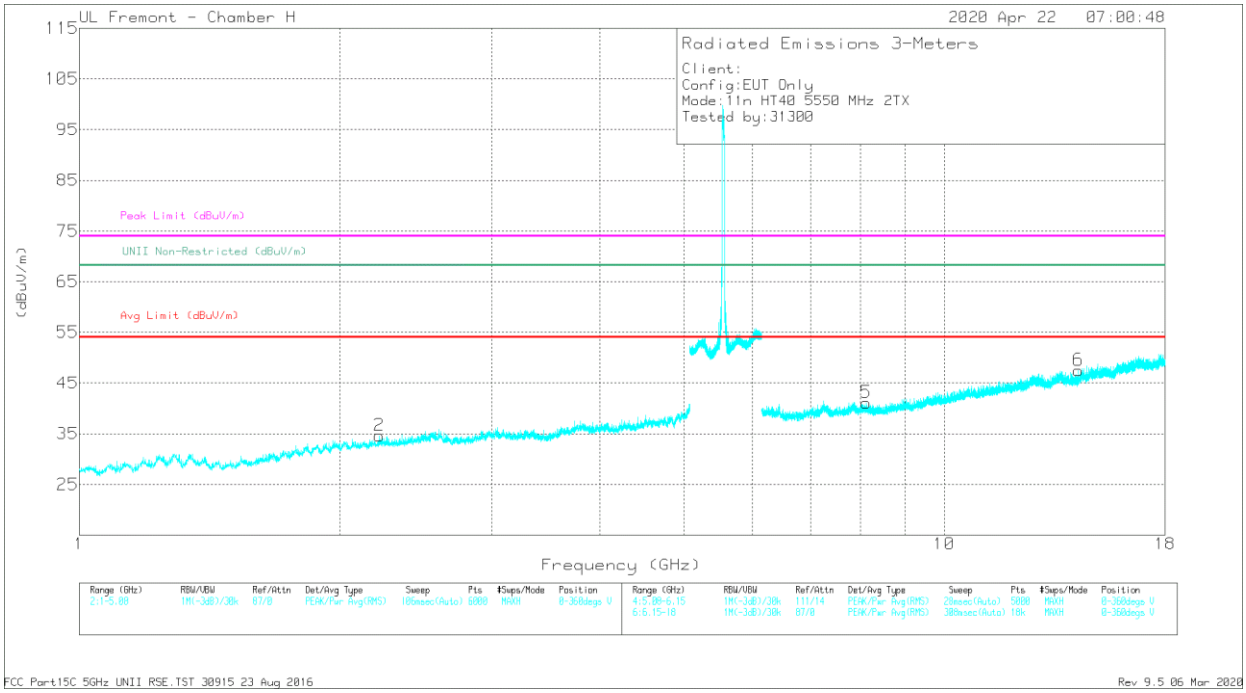

VERTICAL

UL VERIFICATION SERVICES INC.
47173 Benicia Street, Fremont, CA 94538; USA TEL:(510) 319-4000 FAX:(510) 661-0888
This report shall not be reproduced except in full, without the written approval of UL Verification Services Inc.

RADIATED EMISSIONS

Marker	Frequency (GHz)	Meter Reading (dBuV)	Det	AF T863 (dB/m)	Amp/Cbl/Fltr/Pad (dB)	DC Corr (dB)	Corrected Reading (dBuV/m)	Avg Limit (dBuV/m)	Margin (dB)	Peak Limit (dBuV/m)	PK Margin (dB)	UNII Non-Restricted (dBuV/m)	PK Margin (dB)	Azimuth (Degs)	Height (cm)	Polarity
1	* 1.34682	44.69	PK-U	29	-35.2	0	38.49	-	-	74	-35.51	-	-	87	200	H
	* 1.34511	32.58	ADR	28.9	-35.2	0.9	27.18	54	-26.82	-	-	-	-	87	200	H
2	* 2.22197	43	PK-U	31.8	-33.5	0	41.3	-	-	74	-32.7	-	-	204	138	V
	* 2.21968	31.37	ADR	31.7	-33.5	0.9	30.47	54	-23.53	-	-	-	-	204	138	V
3	* 7.28084	38.74	PK-U	36	-26.9	0	47.84	-	-	74	-26.16	-	-	101	188	H
	* 7.28371	27.63	ADR	36	-27	0.9	37.53	54	-16.47	-	-	-	-	101	188	H
4	* 8.14176	39.31	PK-U	36	-27	0	48.31	-	-	74	-25.69	-	-	0	200	H
	* 8.13963	26.98	ADR	36	-27	0.9	36.88	54	-17.12	-	-	-	-	0	200	H
5	* 8.12287	38.66	PK-U	36.1	-26.9	0	47.86	-	-	74	-26.14	-	-	265	101	V
	* 8.12251	26.83	ADR	36.1	-26.9	0.9	36.93	54	-17.07	-	-	-	-	265	101	V
6	14.28782	37.68	PK-U	39.4	-23.9	0	53.18	-	-	-	-	68.2	-15.02	28	141	V

* - indicates frequency in CFR47 Pt 15 / IC RSS-Restricted Band
PK-U - U-NII: Maximum Peak
ADR - U-NII AD primary method, RMS average

UL VERIFICATION SERVICES INC.
47173 Benicia Street, Fremont, CA 94538; USA TEL:(510) 319-4000 FAX:(510) 661-0888
This report shall not be reproduced except in full, without the written approval of UL Verification Services Inc.

HIGH CHANNEL RESULTS

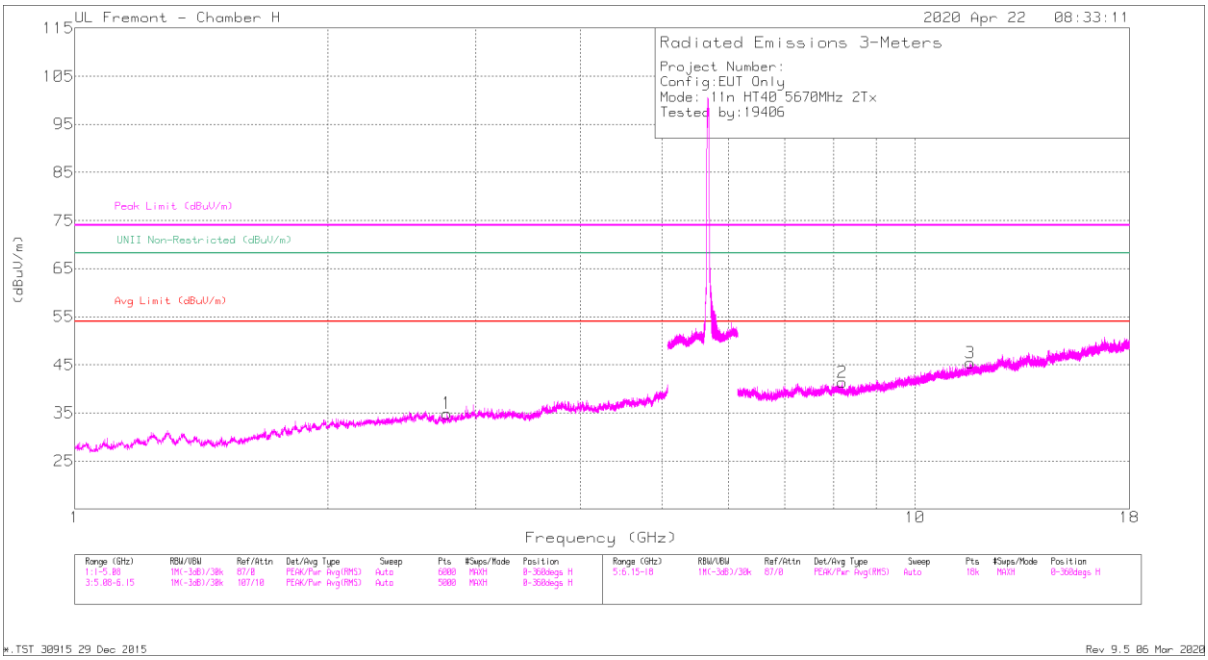

HORIZONTAL

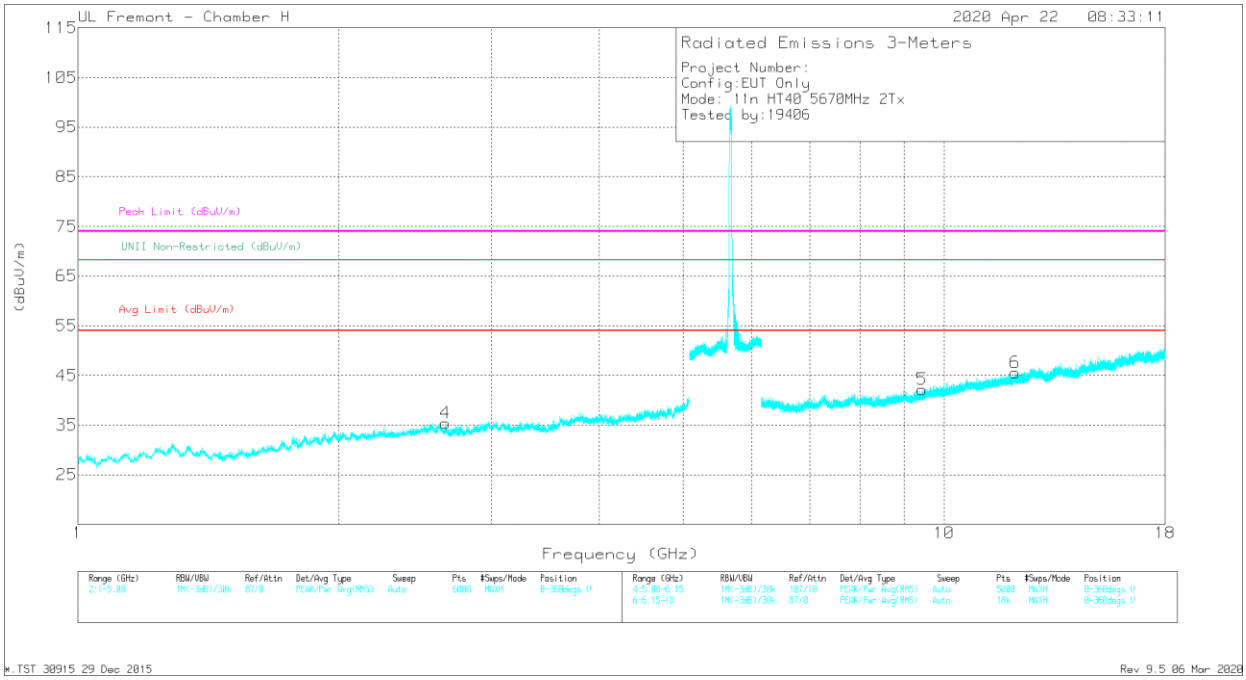

VERTICAL

UL VERIFICATION SERVICES INC.
47173 Benicia Street, Fremont, CA 94538; USA TEL:(510) 319-4000 FAX:(510) 661-0888
This report shall not be reproduced except in full, without the written approval of UL Verification Services Inc.

RADIATED EMISSIONS

Marker	Frequency (GHz)	Meter Reading (dBuV)	Det	AF T863 (dB/m)	Amp/Cbl/Fltr/Pad (dB)	DC Corr (dB)	Corrected Reading (dBuV/m)	Avg Limit (dBuV/m)	Margin (dB)	Peak Limit (dBuV/m)	PK Margin (dB)	Azimuth (Degs)	Height (cm)	Polarity
1	* 2.77675	43.56	PK-U	32.3	-33.7	0	42.16	-	-	74	-31.84	72	119	H
	* 2.7767	31.62	ADR	32.3	-33.7	0.9	31.12	54	-22.88	-	-	72	119	H
2	* 8.19992	37.76	PK-U	36	-27	0	46.76	-	-	74	-27.24	209	156	H
	* 8.19964	27.11	ADR	36	-27	0.9	37.01	54	-16.99	-	-	209	156	H
3	* 11.63565	36.99	PK-U	38.3	-23.5	0	51.79	-	-	74	-22.21	133	223	H
	* 11.63824	25.76	ADR	38.4	-23.6	0.9	41.46	54	-12.54	-	-	133	223	H
5	* 9.43989	38.1	PK-U	36.6	-25.8	0	48.9	-	-	74	-25.1	198	175	V
	* 9.43962	26.5	ADR	36.6	-25.8	0.9	38.2	54	-15.8	-	-	198	175	V
6	* 12.085	37.08	PK-U	38.8	-23.8	0	52.08	-	-	74	-21.92	115	143	V
	* 12.0831	26.06	ADR	38.8	-23.8	0.9	41.96	54	-12.04	-	-	115	143	V
4	*2.65608	42.68	PK-U	32.3	-32.7	0	42.28	-	-	-74	-31.72	135	176	V
	*2.65608	30.63	ADR	32.2	-32.7	0.9	31.03	54	-22.97	-	-	135	176	V

* - indicates frequency in CFR47 Pt 15 / IC RSS-Restricted Band
PK-U - U-NII: Maximum Peak
ADR - U-NII AD primary method, RMS average

UL VERIFICATION SERVICES INC.
47173 Benicia Street, Fremont, CA 94538; USA TEL:(510) 319-4000 FAX:(510) 661-0888
This report shall not be reproduced except in full, without the written approval of UL Verification Services Inc.

CHANNEL 142 RESULTS

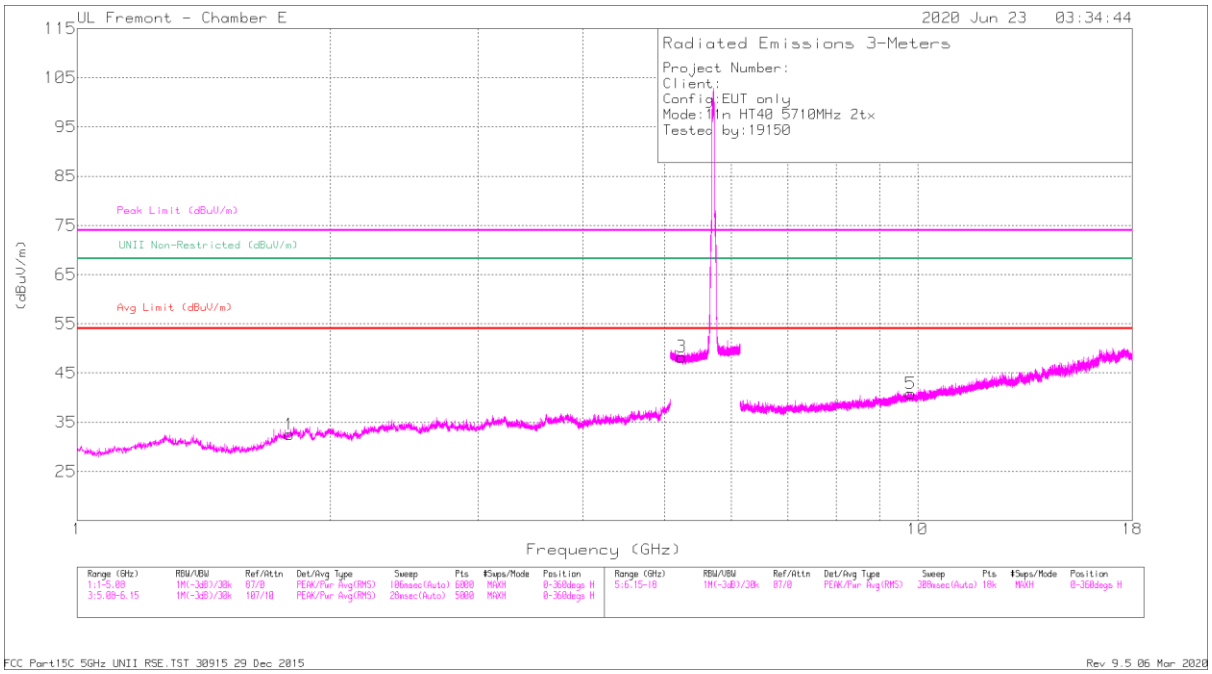

HORIZONTAL

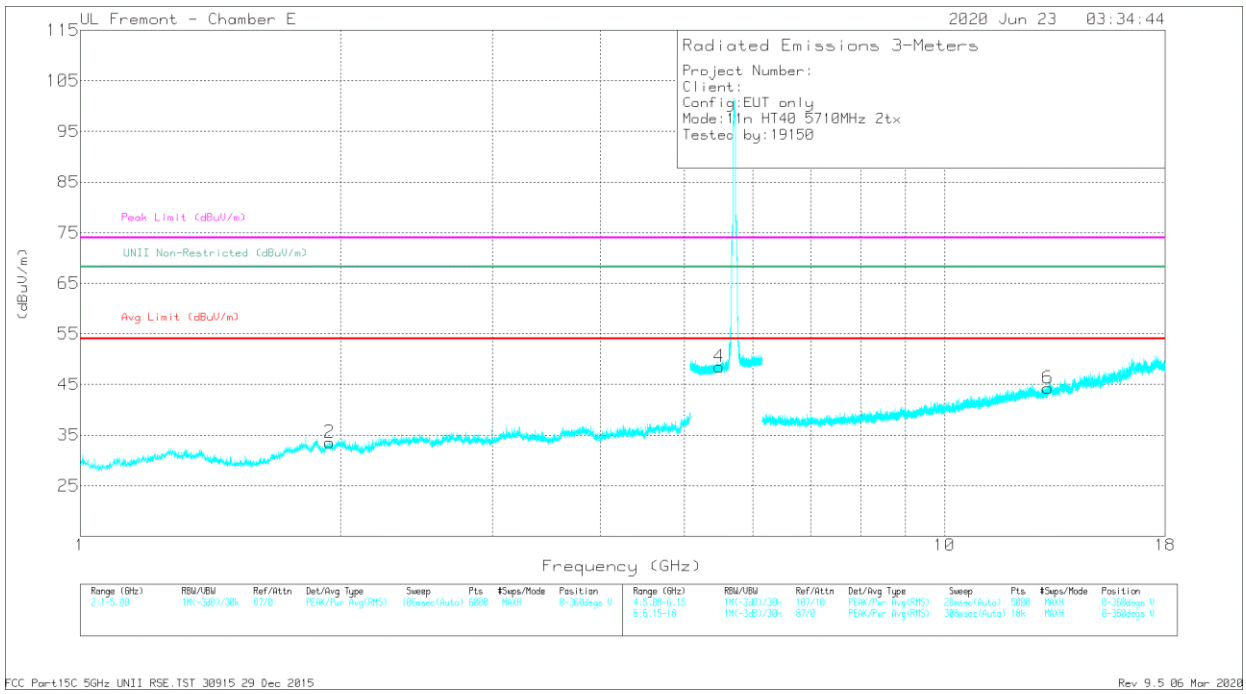

VERTICAL

UL VERIFICATION SERVICES INC.
47173 Benicia Street, Fremont, CA 94538; USA TEL:(510) 319-4000 FAX:(510) 661-0888
This report shall not be reproduced except in full, without the written approval of UL Verification Services Inc.

RADIATED EMISSIONS

Markers	Frequency (GHz)	Meter Reading (dBuV)	Det	AF T712 (dB/m)	Amp/Cbl/Fltr/Pad (dB)	Corrected Reading (dBuV/m)	UNII Non-Restricted (dBuV/m)	PK Margin (dB)	Azimuth (Degs)	Height (cm)	Polarity
1	1.78978	45.46	PK-U	30.4	-35	40.86	68.2	-27.34	360	101	H
2	1.94446	45.47	PK-U	31.1	-35.5	41.07	68.2	-27.13	360	101	V
3	5.23612	43.72	PK-U	34.3	-22.2	55.82	68.2	-12.38	360	101	H
4	5.48695	43.29	PK-U	34.5	-21.7	56.09	68.2	-12.11	360	101	V
5	9.8086	37.05	PK-U	36.9	-26.1	47.85	68.2	-20.35	360	101	H
6	13.16841	34.78	PK-U	39.1	-22.8	51.08	68.2	-17.12	360	101	V

PK-U - U-NII: Maximum Peak

UL VERIFICATION SERVICES INC.
47173 Benicia Street, Fremont, CA 94538; USA TEL:(510) 319-4000 FAX:(510) 661-0888
This report shall not be reproduced except in full, without the written approval of UL Verification Services Inc.