1.1.15. TX ABOVE 1 GHz 802.11ac VHT80 MODE IN THE 5.6 GHz BAND

ANTENNA 6

BANDEDGE (LOW CHANNEL)

HORIZONTAL RESULT

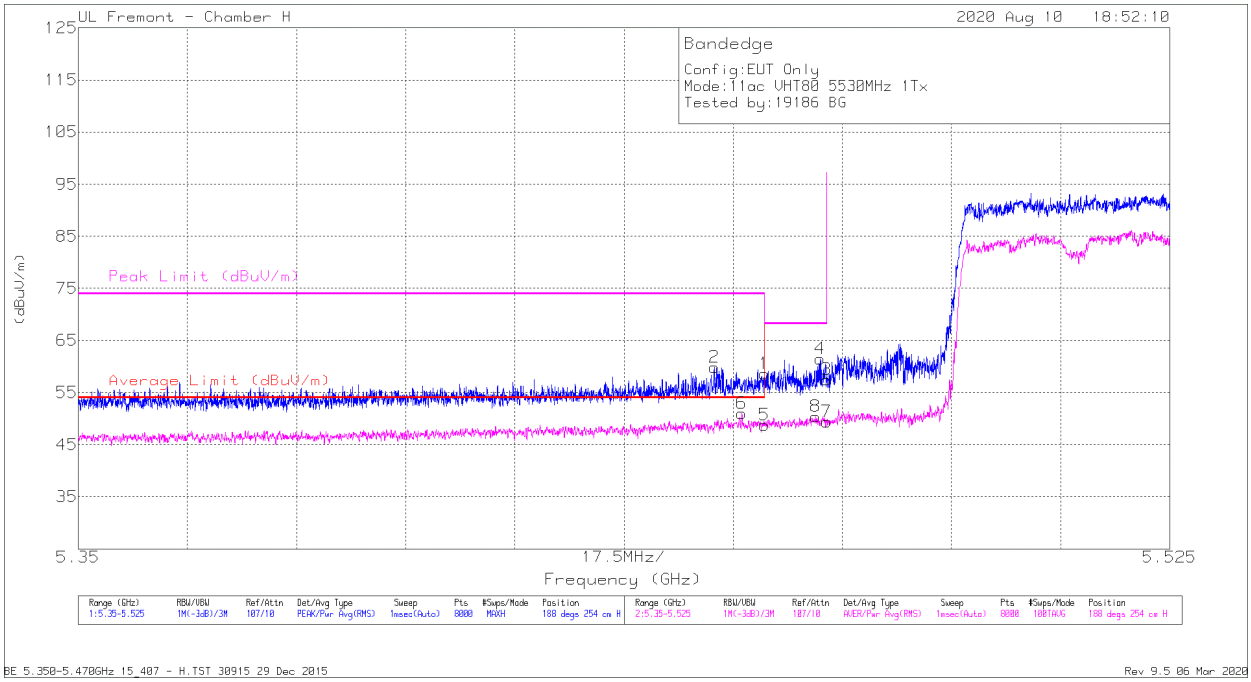

Marker	Frequency (GHz)	Meter Reading (dBuV)	Det	AF T863 (dB/m)	Amp/Cbl/Fltr/Pad (dB)	DC Corr (dB)	Corrected Reading (dBuV/m)	Average Limit (dBuV/m)	Margin (dB)	Peak Limit (dBuV/m)	PK Margin (dB)	Azimuth (Degs)	Height (cm)	Polarity
1	* 5.45998	44.35	Pk	35.2	-20.9	0	58.65	-	-	74	-15.35	188	254	H
2	* 5.45197	45.58	Pk	35.2	-20.9	0	59.88	-	-	74	-14.12	188	254	H
5	* 5.45998	33.37	RMS	35.2	-20.9	1.08	48.75	54	-5.25	-	-	188	254	H
6	* 5.45641	35.57	RMS	35.3	-20.9	1.08	51.05	54	-2.95	-	-	188	254	H
8	5.46823	34.89	RMS	35.3	-20.9	1.08	50.37	-	-	-	-	188	254	H
4	5.46899	47.18	Pk	35.3	-21	0	61.48	-	-	68.2	-6.72	188	254	H
3	5.46998	43.24	Pk	35.3	-21	0	57.54	-	-	68.2	-10.66	188	254	H
7	5.46998	34.01	RMS	35.3	-21	1.08	49.39	-	-	-	-	188	254	H

* - indicates frequency in CFR47 Pt 15 / IC RSS-Restricted Band
Pk - Peak detector
RMS - RMS detection

UL VERIFICATION SERVICES INC.
47173 Benicia Street, Fremont, CA 94538; USA TEL:(510) 319-4000 FAX:(510) 661-0888
This report shall not be reproduced except in full, without the written approval of UL Verification Services Inc.

VERTICAL RESULT

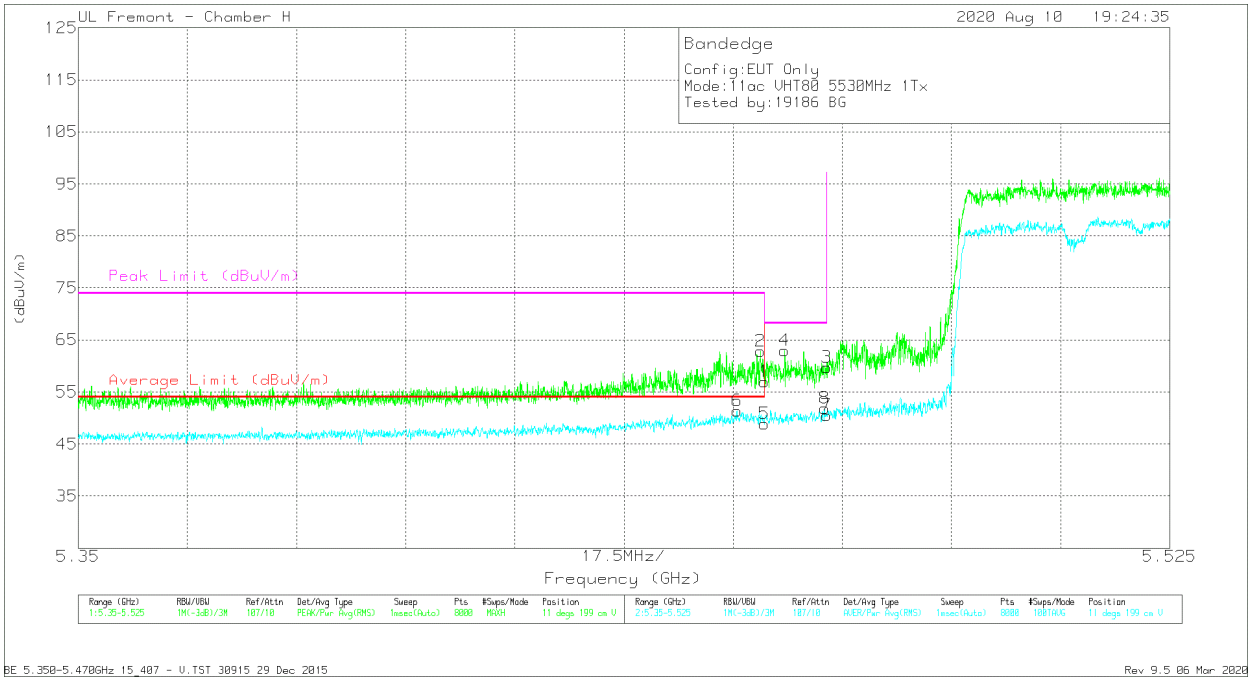

Marker	Frequency (GHz)	Meter Reading (dBuV)	Det	AF T863 (dB/m)	Amp/Cbl/Fltr/Pad (dB)	DC Corr (dB)	Corrected Reading (dBuV/m)	Average Limit (dBuV/m)	Margin (dB)	Peak Limit (dBuV/m)	PK Margin (dB)	Azimuth (Degs)	Height (cm)	Polarity
1	* 5.45998	42.66	Pk	35.2	-20.9	0	56.96	-	-	74	-17.04	11	199	V
2	* 5.45937	48.51	Pk	35.2	-20.9	0	62.81	-	-	74	-11.19	11	199	V
5	* 5.45998	33.45	RMS	35.2	-20.9	1.08	48.83	54	-5.17	-	-	11	199	V
6	* 5.45561	35.91	RMS	35.3	-20.9	1.08	51.39	54	-2.61	-	-	11	199	V
4	5.46324	48.62	Pk	35.2	-20.9	0	62.92	-	-	68.2	-5.28	11	199	V
8	5.46963	36.54	RMS	35.3	-21	1.08	51.92	-	-	-	-	11	199	V
3	5.46998	45.41	Pk	35.3	-21	0	59.71	-	-	68.2	-8.49	11	199	V
7	5.46998	35.1	RMS	35.3	-21	1.08	50.48	-	-	-	-	11	199	V

* - indicates frequency in CFR47 Pt 15 / IC RSS-Restricted Band
Pk - Peak detector
RMS - RMS detection

UL VERIFICATION SERVICES INC.
47173 Benicia Street, Fremont, CA 94538; USA TEL:(510) 319-4000 FAX:(510) 661-0888
This report shall not be reproduced except in full, without the written approval of UL Verification Services Inc.

ANTENNA 5

BANDEDGE (LOW CHANNEL)

HORIZONTAL RESULT

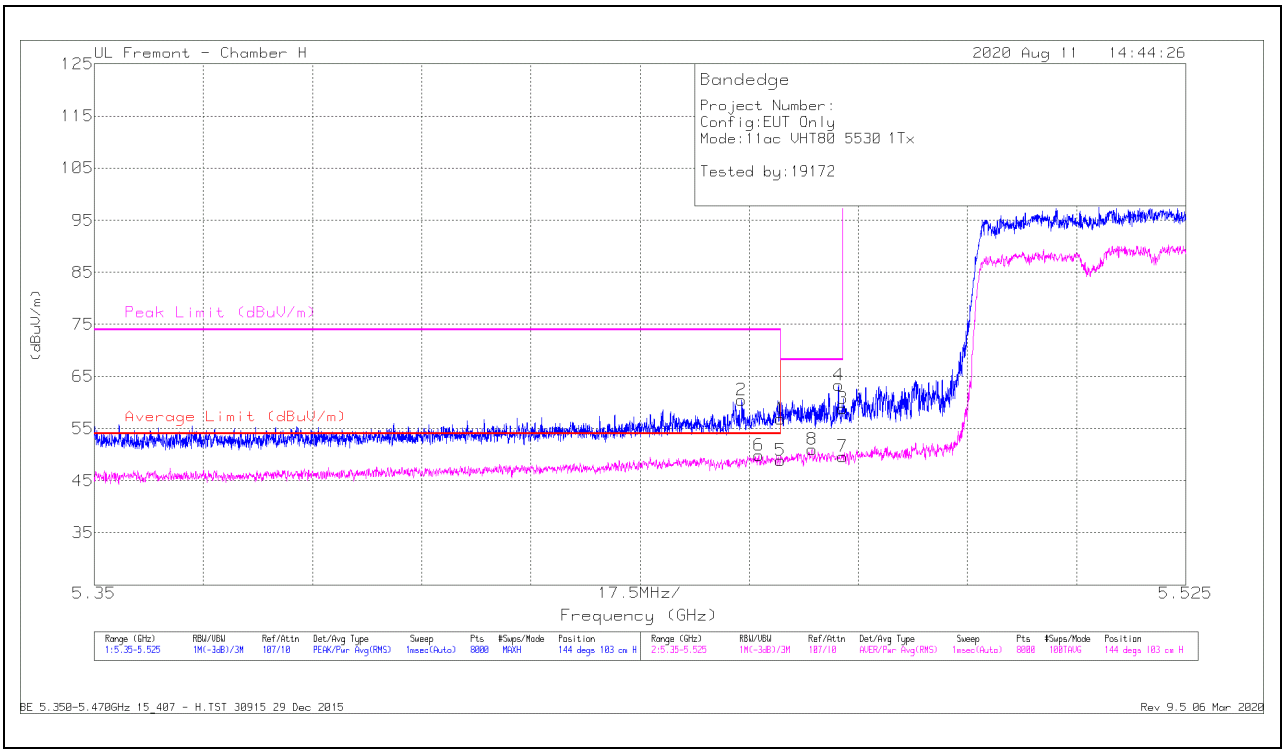

Marker	Frequency (GHz)	Meter Reading (dBuV)	Det	AF T863 (dB/m)	Amp/Cbl/Fltr/Pad (dB)	DC Corr (dB)	Corrected Reading (dBuV/m)	Average Limit (dBuV/m)	Margin (dB)	Peak Limit (dBuV/m)	PK Margin (dB)	Azimuth (Degs)	Height (cm)	Polarity
1	* 5.45998	42.51	Pk	35.2	-20.9	0	56.81	-	-	74	-17.19	144	103	H
2	* 5.45381	46.19	Pk	35.2	-20.9	0	60.49	-	-	74	-13.51	144	103	H
5	* 5.45998	33.49	RMS	35.2	-20.9	1.08	48.85	54	-5.15	-	-	144	103	H
6	* 5.45655	34.44	RMS	35.3	-20.9	1.08	49.9	54	-4.1	-	-	144	103	H
8	5.46508	35.67	RMS	35.2	-20.9	1.08	51.03	-	-	-	-	144	103	H
4	5.46932	49	Pk	35.3	-21	0	63.3	-	-	68.2	-4.9	144	103	H
3	5.46998	44.55	Pk	35.3	-21	0	58.85	-	-	68.2	-9.35	144	103	H
7	5.46998	34.25	RMS	35.3	-21	1.08	49.61	-	-	-	-	144	103	H

* - indicates frequency in CFR47 Pt 15 / IC RSS-Restricted Band
Pk - Peak detector
RMS - RMS detection

UL VERIFICATION SERVICES INC.
47173 Benicia Street, Fremont, CA 94538; USA TEL:(510) 319-4000 FAX:(510) 661-0888
This report shall not be reproduced except in full, without the written approval of UL Verification Services Inc.

VERTICAL RESULT

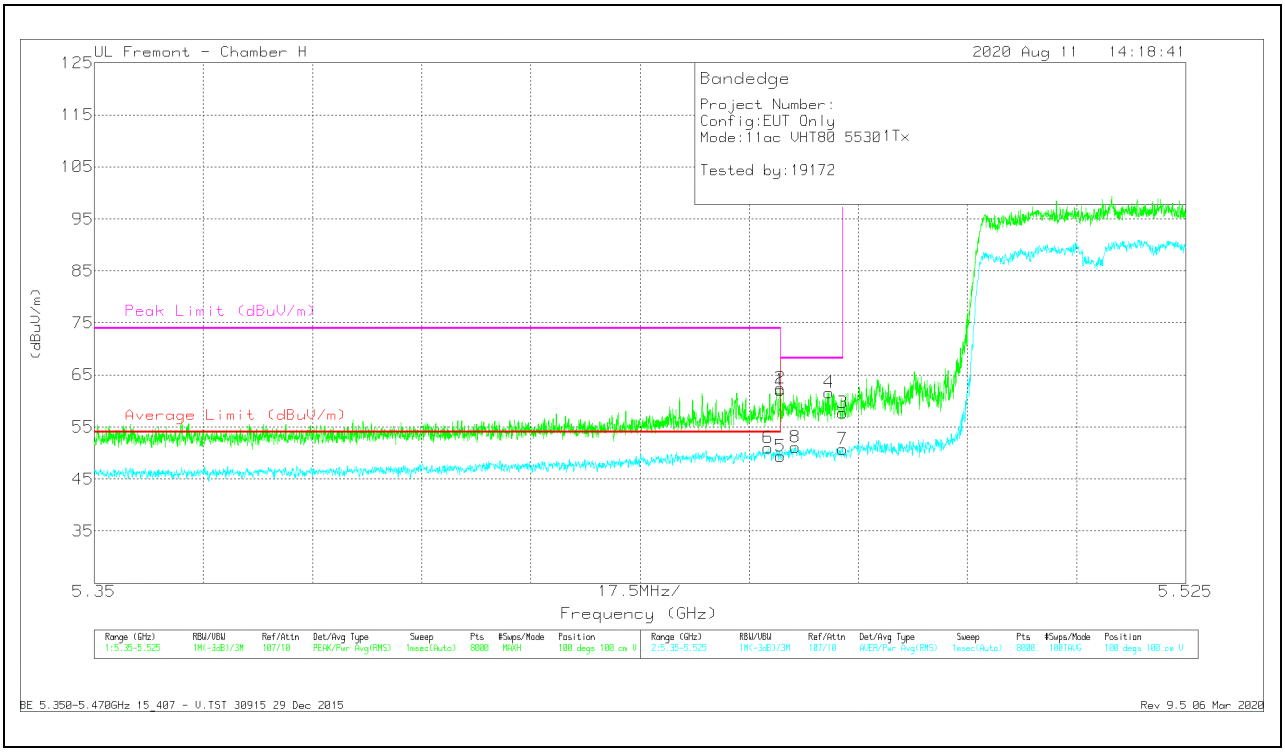

Marker	Frequency (GHz)	Meter Reading (dBuV)	Det	AF T863 (dB/m)	Amp/Cbl/Fltr/Pad (dB)	DC Corr (dB)	Corrected Reading (dBuV/m)	Average Limit (dBuV/m)	Margin (dB)	Peak Limit (dBuV/m)	PK Margin (dB)	Azimuth (Degs)	Height (cm)	Polarity
1	* 5.45998	47.74	Pk	35.2	-20.9	0	62.04	-	-	74	-11.96	100	100	V
2	* 5.45996	48.11	Pk	35.2	-20.9	0	62.41	-	-	74	-11.59	100	100	V
5	* 5.45998	33.97	RMS	35.2	-20.9	1.08	49.33	54	-4.67	-	-	100	100	V
6	* 5.45803	35.58	RMS	35.3	-20.9	1.08	51.04	54	-2.96	-	-	100	100	V
8	5.46243	35.77	RMS	35.2	-20.9	1.08	51.13	-	-	-	-	100	100	V
4	5.46777	47.15	Pk	35.3	-20.9	0	61.55	-	-	68.2	-6.65	100	100	V
3	5.46998	43.43	Pk	35.3	-21	0	57.73	-	-	68.2	-10.47	100	100	V
7	5.46998	35.44	RMS	35.3	-21	1.08	50.8	-	-	-	-	100	100	V

* - indicates frequency in CFR47 Pt 15 / IC RSS-Restricted Band
Pk - Peak detector
RMS - RMS detection

UL VERIFICATION SERVICES INC.
47173 Benicia Street, Fremont, CA 94538; USA TEL:(510) 319-4000 FAX:(510) 661-0888
This report shall not be reproduced except in full, without the written approval of UL Verification Services Inc.

2TX ANTENNA 6 + ANTENNA 5 CDD MODE

BANDEDGE (LOW CHANNEL)

HORIZONTAL RESULT

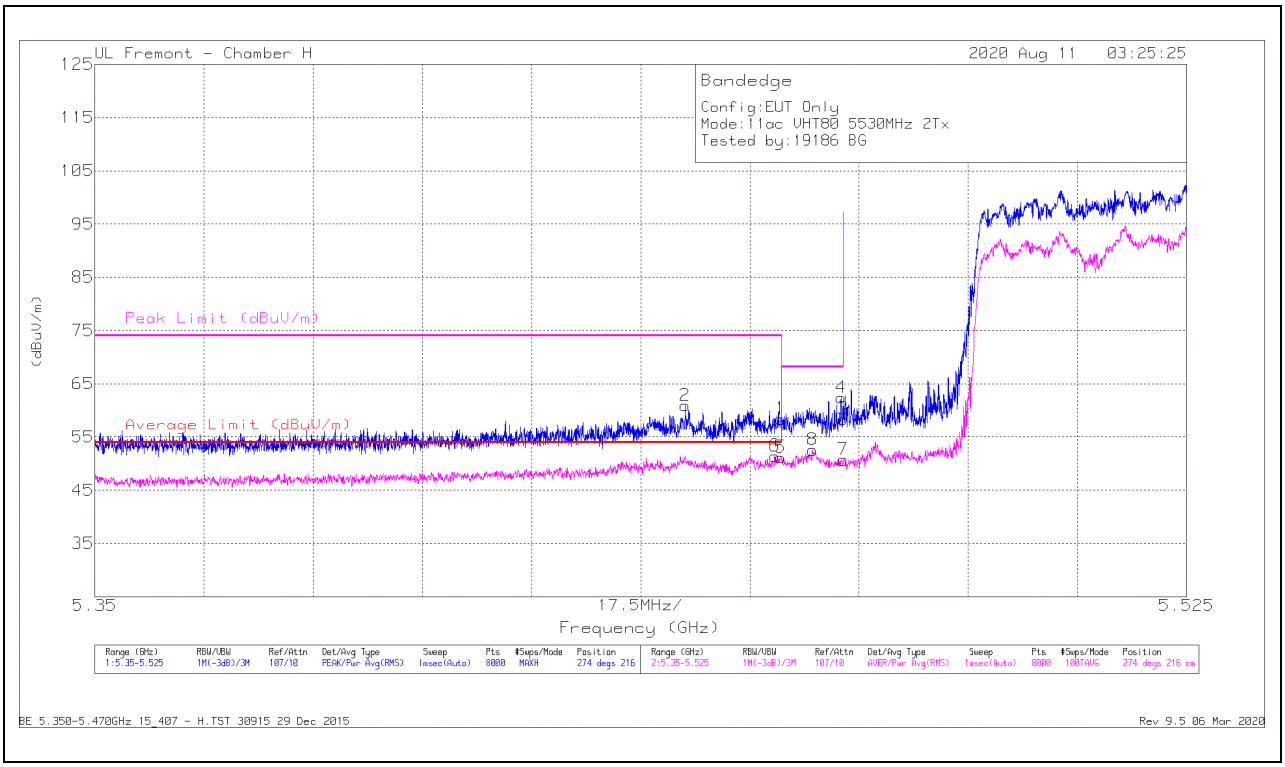

Marker	Frequency (GHz)	Meter Reading (dBuV)	Det	AF T863 (dB/m)	Amp/Cbl/Fltr/Pad (dB)	DC Corr (dB)	Corrected Reading (dBuV/m)	Average Limit (dBuV/m)	Margin (dB)	Peak Limit (dBuV/m)	PK Margin (dB)	Azimuth (Degs)	Height (cm)	Polarity
1	* 5.45998	44.08	Pk	35.2	-20.9	0	58.38	-	-	74	-15.62	274	216	H
2	* 5.44462	46.61	Pk	35.1	-20.8	0	60.91	-	-	74	-13.09	274	216	H
5	* 5.45998	35.56	RMS	35.2	-20.9	1.29	51.15	54	-2.85	-	-	274	216	H
6	* 5.459	35.74	RMS	35.3	-20.9	1.29	51.43	54	-2.57	-	-	274	216	H
8	5.46503	36.96	RMS	35.2	-20.9	1.29	52.55	-	-	-	-	274	216	H
4	5.46961	48.06	Pk	35.3	-21	0	62.36	-	-	68.2	-5.84	274	216	H
3	5.46998	44.09	Pk	35.3	-21	0	58.39	-	-	68.2	-9.81	274	216	H
7	5.46998	35.14	RMS	35.3	-21	1.29	50.73	-	-	-	-	274	216	H

* - indicates frequency in CFR47 Pt 15 / IC RSS-Restricted Band
Pk - Peak detector
RMS - RMS detection

UL VERIFICATION SERVICES INC.
47173 Benicia Street, Fremont, CA 94538; USA TEL:(510) 319-4000 FAX:(510) 661-0888
This report shall not be reproduced except in full, without the written approval of UL Verification Services Inc.

VERTICAL RESULT

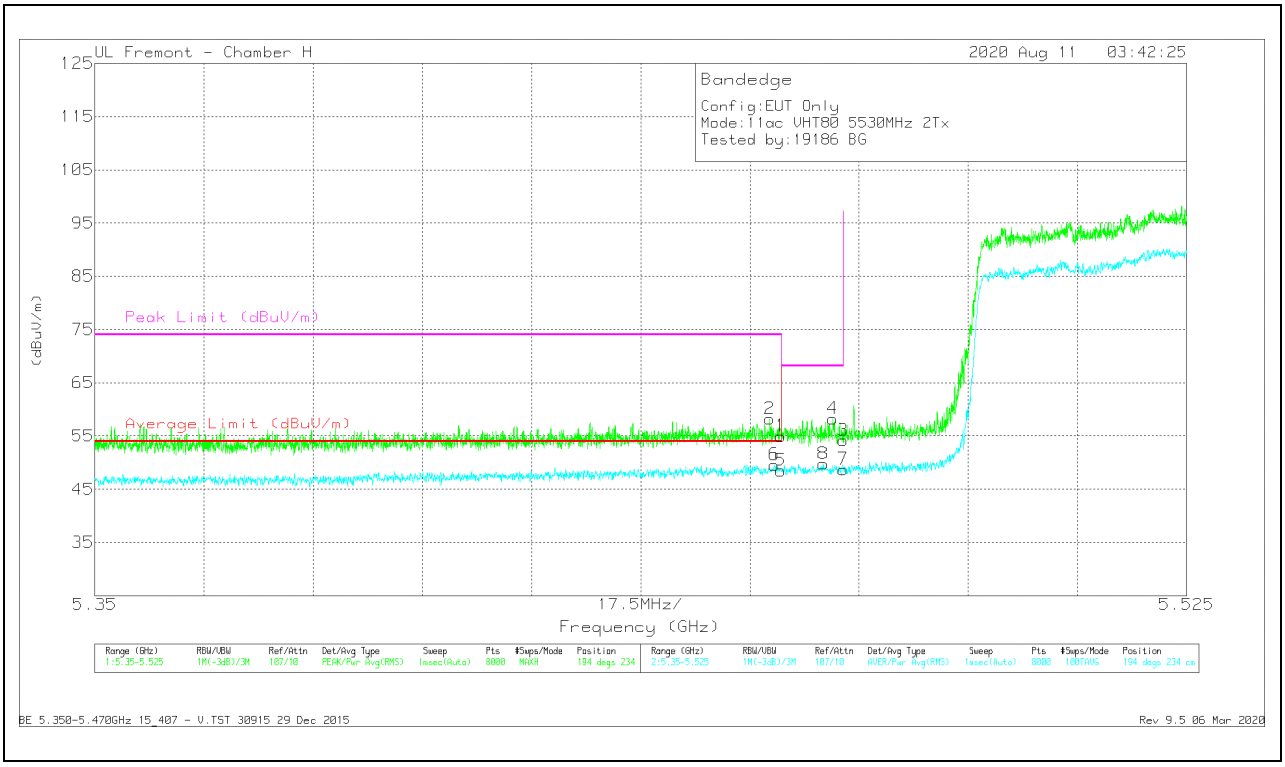

Marker	Frequency (GHz)	Meter Reading (dBuV)	Det	AF T863 (dB/m)	Amp/Cbl/Fltr/Pad (dB)	DC Corr (dB)	Corrected Reading (dBuV/m)	Average Limit (dBuV/m)	Margin (dB)	Peak Limit (dBuV/m)	PK Margin (dB)	Azimuth (Degs)	Height (cm)	Polarity
1	* 5.45998	40.65	Pk	35.2	-20.9	0	54.95	-	-	74	-19.05	194	234	V
2	* 5.45819	43.81	Pk	35.3	-20.9	0	58.21	-	-	74	-15.79	194	234	V
5	* 5.45998	32.93	RMS	35.2	-20.9	1.29	48.52	54	-5.48	-	-	194	234	V
6	* 5.45893	33.91	RMS	35.3	-20.9	1.29	49.6	54	-4.4	-	-	194	234	V
8	5.46676	34.18	RMS	35.2	-20.9	1.29	49.77	-	-	-	-	194	234	V
4	5.46829	43.85	Pk	35.3	-20.9	0	58.25	-	-	68.2	-9.95	194	234	V
3	5.46998	39.88	Pk	35.3	-21	0	54.18	-	-	68.2	-14.02	194	234	V
7	5.46998	33.11	RMS	35.3	-21	1.29	48.7	-	-	-	-	194	234	V

* - indicates frequency in CFR47 Pt 15 / IC RSS-Restricted Band
Pk - Peak detector
RMS - RMS detection

UL VERIFICATION SERVICES INC.
47173 Benicia Street, Fremont, CA 94538; USA TEL:(510) 319-4000 FAX:(510) 661-0888
This report shall not be reproduced except in full, without the written approval of UL Verification Services Inc.

HARMONICS AND SPURIOUS EMISSIONS

LOW CHANNEL RESULTS

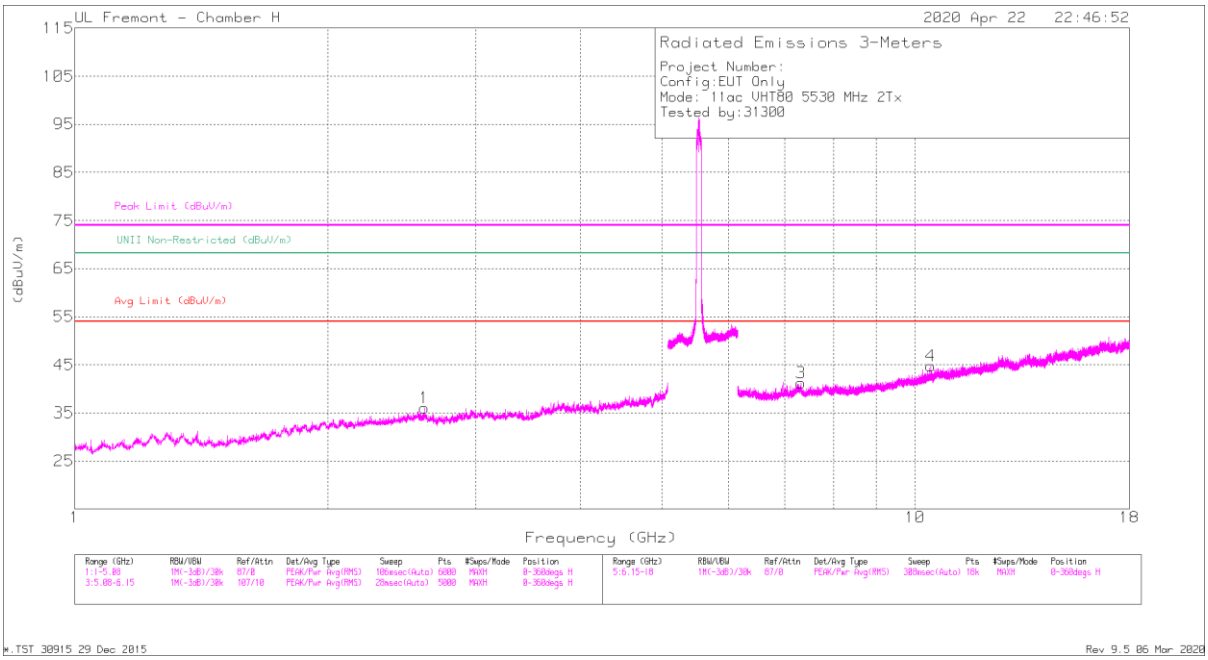

HORIZONTAL

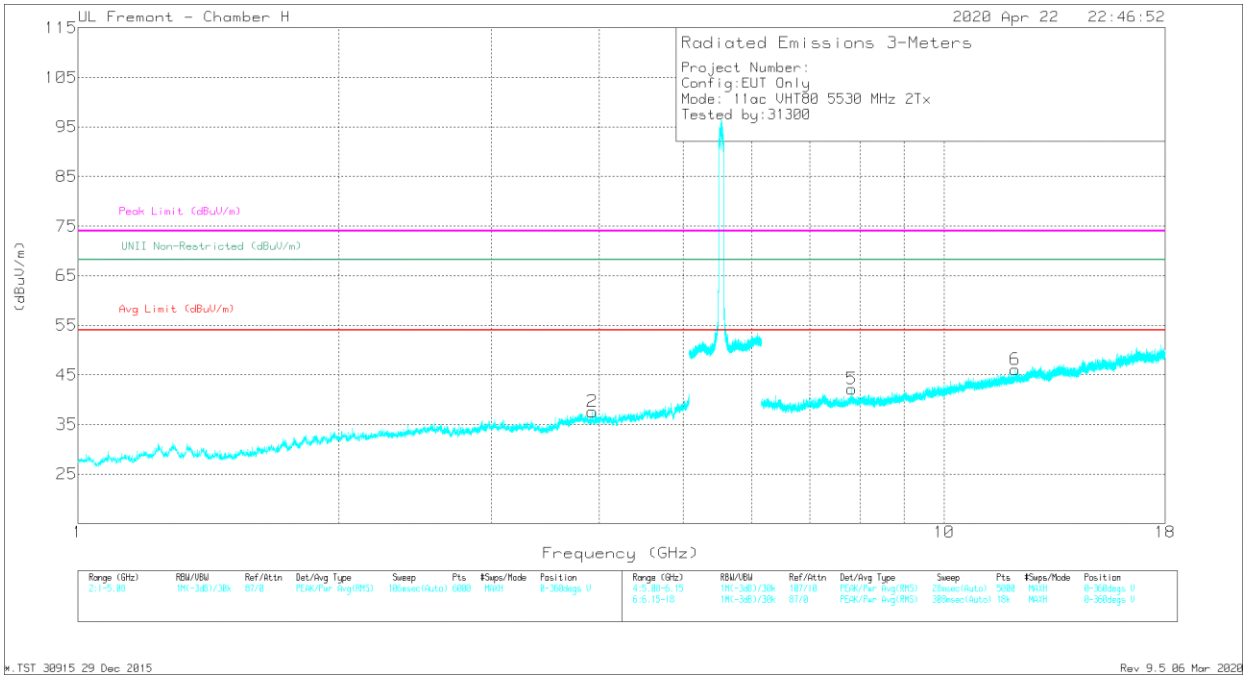

VERTICAL

UL VERIFICATION SERVICES INC.
47173 Benicia Street, Fremont, CA 94538; USA TEL:(510) 319-4000 FAX:(510) 661-0888
This report shall not be reproduced except in full, without the written approval of UL Verification Services Inc.

RADIATED EMISSIONS

Marker	Frequency (GHz)	Meter Reading (dBuV)	Det	AF T863 (dB/m)	Amp/Cbl/Fltr/Pad (dB)	DC Corr (dB)	Corrected Reading (dBuV/m)	Avg Limit (dBuV/m)	Margin (dB)	Peak Limit (dBuV/m)	PK Margin (dB)	UNII Non-Restricted (dBuV/m)	PK Margin (dB)	Azimuth (Degs)	Height (cm)	Polarity
2	* 3.92507	42.53	PK-U	33.3	-32	0	43.83	-	-	74	-30.17	-	-	345	200	V
	* 3.928	30.78	ADR	33.4	-32	1.29	33.47	54	-20.53	-	-	-	-	345	200	V
3	* 7.31479	39.05	PK-U	36	-27.3	0	47.75	-	-	74	-26.25	-	-	0	101	H
	* 7.3164	27.3	ADR	36	-27.4	1.29	37.19	54	-16.81	-	-	-	-	0	101	H
6	* 12.0839	37.33	PK-U	38.8	-23.8	0	52.33	-	-	74	-21.67	-	-	231	101	V
	* 12.0840	25.33	ADR	38.8	-23.8	1.29	41.62	54	-12.38	-	-	-	-	231	101	V
4	2.60692	42.16	PK-U	32.4	-32.2	0	42.36	-	-	-	-	68.2	-25.84	101	210	H
5	7.83006	38.46	PK-U	36.2	-26.7	0	47.96	-	-	-	-	68.2	-20.24	348	106	V
4	10.43442	37.3	PK-U	37.4	-24.5	0	50.2	-	-	-	-	68.2	-18	26	101	H

* - indicates frequency in CFR47 Pt 15 / IC RSS-Restricted Band
PK-U - U-NII: Maximum Peak
ADR - U-NII AD primary method, RMS average

UL VERIFICATION SERVICES INC.
47173 Benicia Street, Fremont, CA 94538; USA TEL:(510) 319-4000 FAX:(510) 661-0888
This report shall not be reproduced except in full, without the written approval of UL Verification Services Inc.

MID CHANNEL RESULTS

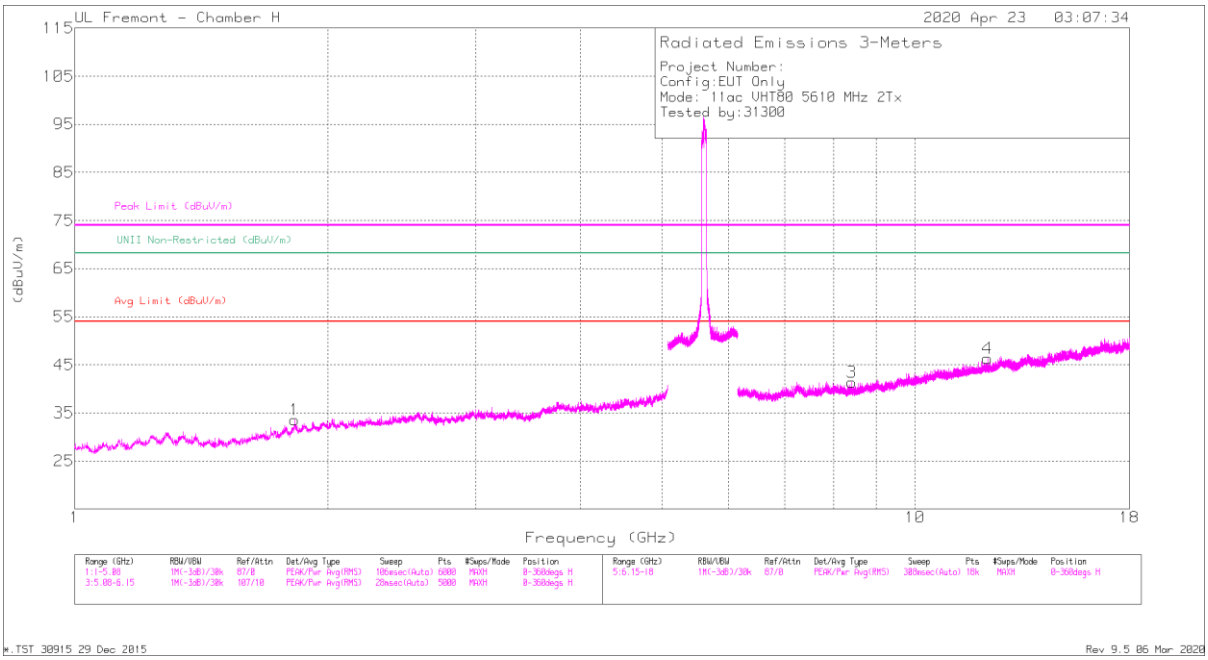

HORIZONTAL

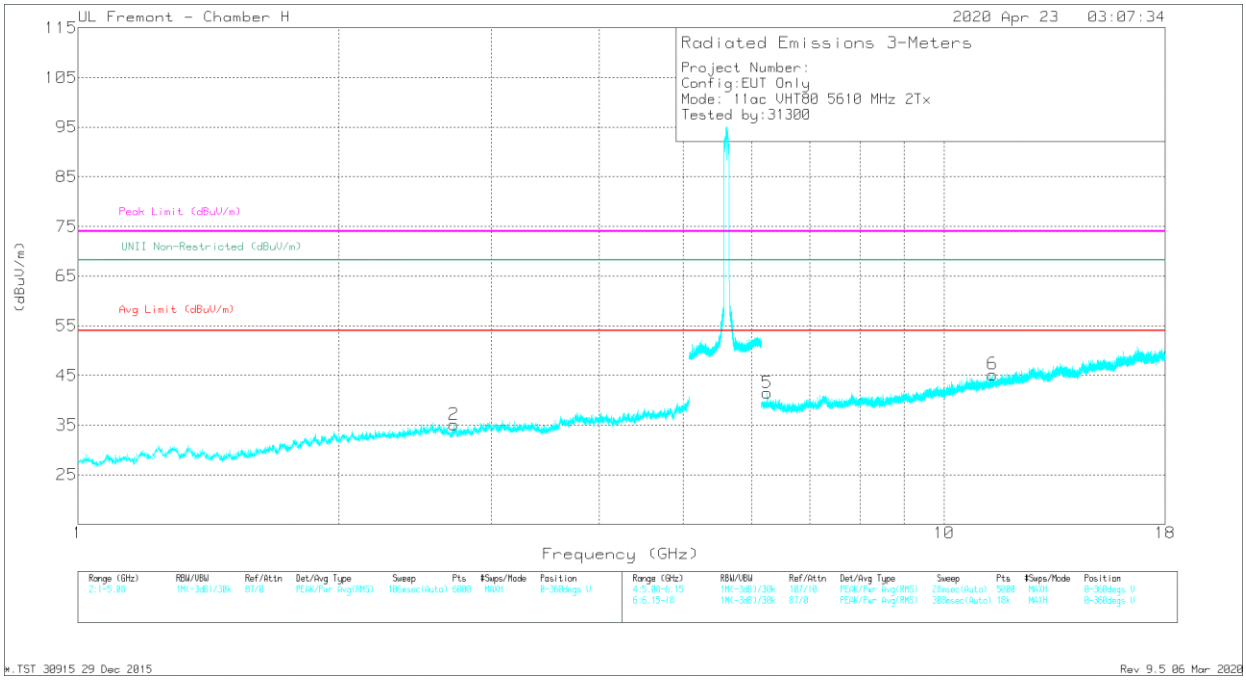

VERTICAL

UL VERIFICATION SERVICES INC.
47173 Benicia Street, Fremont, CA 94538; USA TEL:(510) 319-4000 FAX:(510) 661-0888
This report shall not be reproduced except in full, without the written approval of UL Verification Services Inc.

RADIATED EMISSIONS

Marker	Frequency (GHz)	Meter Reading (dBuV)	Det	AF T863 (dB/m)	Amp/Cbl/Fltr/Pad (dB)	DC Corr (dB)	Corrected Reading (dBuV/m)	Avg Limit (dBuV/m)	Margin (dB)	Peak Limit (dBuV/m)	PK Margin (dB)	UNII Non-Restricted (dBuV/m)	PK Margin (dB)	Azimuth (Degs)	Height (cm)	Polarity
2	* 2.71776	43.21	PK-U	32.1	-33.3	0	42.01	-	-	74	-31.99	-	-	66	199	V
	* 2.71785	31.06	ADR	32.1	-33.3	1.29	31.15	54	-22.85	-	-	-	-	66	199	V
3	* 8.40713	38.44	PK-U	35.9	-26.8	0	47.54	-	-	74	-26.46	-	-	258	199	H
	* 8.4088	26.7	ADR	36	-26.8	1.29	37.19	54	-16.81	-	-	-	-	258	199	H
4	* 12.1995	36.62	PK-U	38.9	-23.8	0	51.72	-	-	74	-22.28	-	-	14	203	H
	* 12.1970	25.35	ADR	39	-23.9	1.29	41.74	54	-12.26	-	-	-	-	14	203	H
6	* 11.3844	36.77	PK-U	38.1	-24.1	0	50.77	-	-	74	-23.23	-	-	243	101	V
	* 11.385	25.45	ADR	38.1	-24.1	1.29	40.74	54	-13.26	-	-	-	-	243	101	V
1	1.82544	43.99	PK-U	30.7	-34.5	0	40.19	-	-	-	-	68.2	-28.01	127	199	H
5	6.25222	40.95	PK-U	35.7	-28.5	0	48.15	-	-	-	-	68.2	-20.05	310	101	V

* - indicates frequency in CFR47 Pt 15 / IC RSS-Restricted Band
PK-U - U-NII: Maximum Peak
ADR - U-NII AD primary method, RMS average

UL VERIFICATION SERVICES INC.
47173 Benicia Street, Fremont, CA 94538; USA TEL:(510) 319-4000 FAX:(510) 661-0888
This report shall not be reproduced except in full, without the written approval of UL Verification Services Inc.

CHANNEL 138 RESULTS

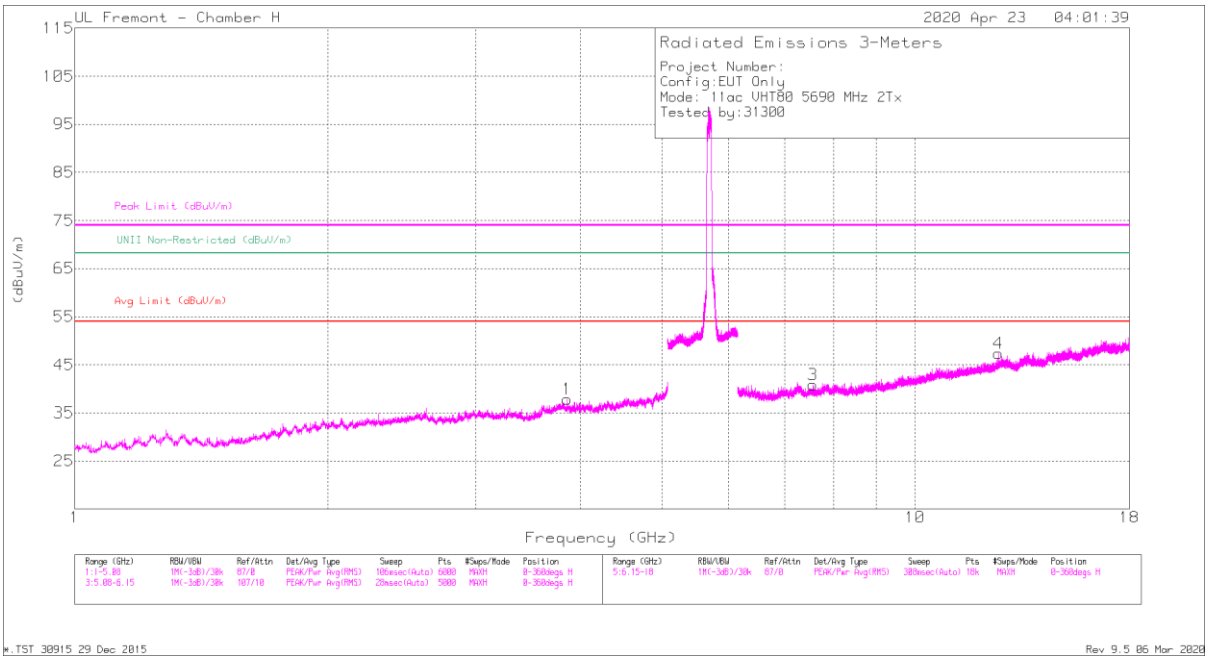

HORIZONTAL

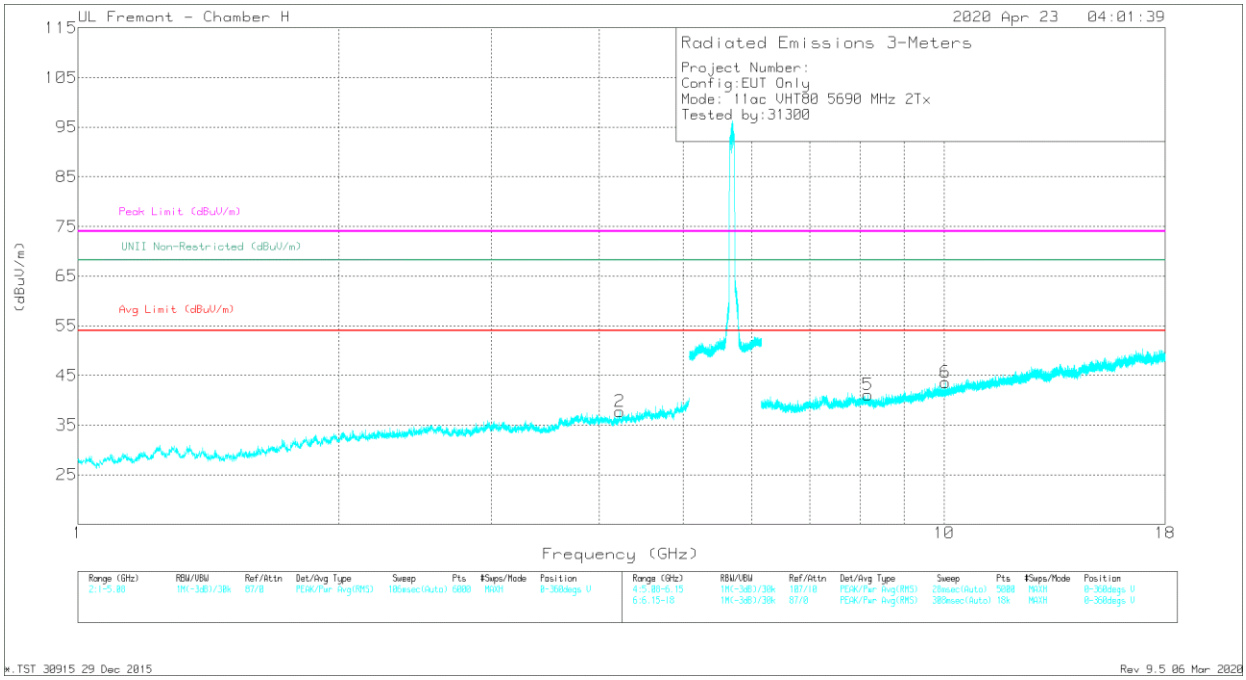

VERTICAL

UL VERIFICATION SERVICES INC.
47173 Benicia Street, Fremont, CA 94538; USA TEL:(510) 319-4000 FAX:(510) 661-0888
This report shall not be reproduced except in full, without the written approval of UL Verification Services Inc.

RADIATED EMISSIONS

Marker	Frequency (GHz)	Meter Reading (dBuV)	Det	AF T863 (dB/m)	Amp/Cbl/Fltr/Pad (dB)	DC Corr (dB)	Corrected Reading (dBuV/m)	Avg Limit (dBuV/m)	Margin (dB)	Peak Limit (dBuV/m)	PK Margin (dB)	UNII Non-Restricted (dBuV/m)	PK Margin (dB)	Azimuth (Degs)	Height (cm)	Polarity
1	* 3.85546	43.43	PK-U	33.5	-31.9	0	45.03	-	-	74	-28.97	-	-	174	392	H
	* 3.85704	30.89	ADR	33.5	-31.9	1.29	33.78	54	-20.22	-	-	-	-	174	392	H
2	* 4.22647	42.54	PK-U	33.5	-31.6	0	44.44	-	-	74	-29.56	-	-	328	200	V
	* 4.22472	30.62	ADR	33.6	-31.6	1.29	33.91	54	-20.09	-	-	-	-	328	200	V
3	* 7.56089	39.76	PK-U	36.1	-28	0	47.86	-	-	74	-26.14	-	-	145	101	H
	* 7.56274	27.56	ADR	36.1	-28	1.29	36.95	54	-17.05	-	-	-	-	145	101	H
4	* 12.5594	36.85	PK-U	39.5	-23.4	0	52.95	-	-	74	-21.05	-	-	0	101	H
	* 12.5619	25.49	ADR	39.5	-23.5	1.29	42.78	54	-11.22	-	-	-	-	0	101	H
5	* 8.1706	38.25	PK-U	36	-27	0	47.25	-	-	74	-26.75	-	-	165	135	V
	* 8.17271	26.7	ADR	36	-27	1.29	36.99	54	-17.01	-	-	-	-	165	135	V
6	10.02843	37.23	PK-U	36.9	-25.1	0	49.03	-	-	-	-	68.2	-19.17	230	322	V

* - indicates frequency in CFR47 Pt 15 / IC RSS-Restricted Band
PK-U - U-NII: Maximum Peak
ADR - U-NII AD primary method, RMS average

UL VERIFICATION SERVICES INC.
47173 Benicia Street, Fremont, CA 94538; USA TEL:(510) 319-4000 FAX:(510) 661-0888
This report shall not be reproduced except in full, without the written approval of UL Verification Services Inc.

1.1.16. TX ABOVE 1 GHz 802.11ax HE20 MODE IN THE 5.6 GHz BAND

ANTENNA 6 – 242 Tones, RU Index 61

BANDEDGE (LOW CHANNEL)

HORIZONTAL RESULT

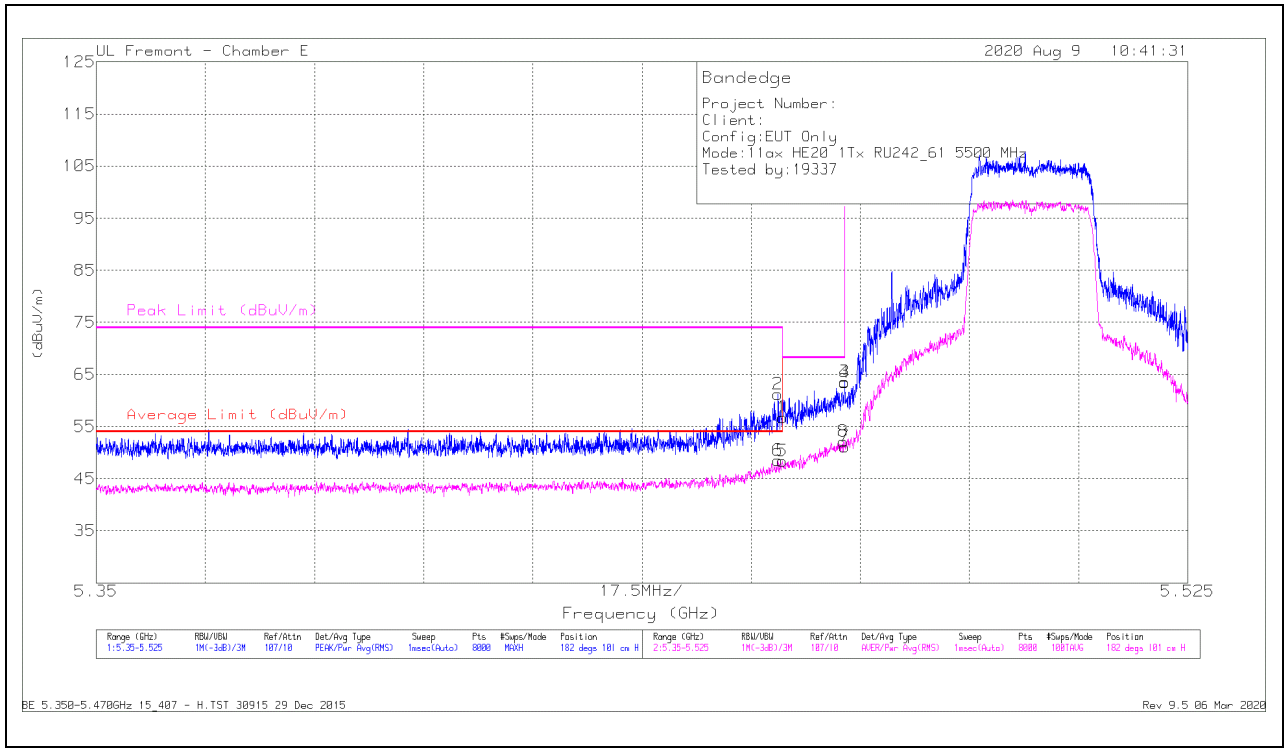

Marker	Frequency (GHz)	Meter Reading (dBuV)	Det	AF T712 (dB/m)	Amp/Cbl/Fltr/Pad (dB)	Corrected Reading (dBuV/m)	Average Limit (dBuV/m)	Margin (dB)	Peak Limit (dBuV/m)	PK Margin (dB)	Azimuth (Degs)	Height (cm)	Polarity
1	* 5.45998	43.98	Pk	34.5	-21.7	56.78	-	-	74	-17.22	182	101	H
2	* 5.4593	48.32	Pk	34.6	-21.7	61.22	-	-	74	-12.78	182	101	H
5	* 5.45998	35.53	RMS	34.5	-21.7	48.33	54	-5.67	-	-	182	101	H
6	* 5.4593	35.57	RMS	34.6	-21.7	48.47	54	-5.53	-	-	182	101	H
8	5.46983	39.26	RMS	34.6	-21.7	52.16	-	-	-	-	182	101	H
4	5.46996	50.55	Pk	34.6	-21.7	63.45	-	-	68.2	-4.75	182	101	H
3	5.46998	50.66	Pk	34.6	-21.7	63.56	-	-	68.2	-4.64	182	101	H
7	5.46998	38.26	RMS	34.6	-21.7	51.16	-	-	-	-	182	101	H

* - indicates frequency in CFR47 Pt 15 / IC RSS-Restricted Band
Pk - Peak detector
RMS - RMS detection

UL VERIFICATION SERVICES INC.
47173 Benicia Street, Fremont, CA 94538; USA TEL:(510) 319-4000 FAX:(510) 661-0888
This report shall not be reproduced except in full, without the written approval of UL Verification Services Inc.

VERTICAL RESULT

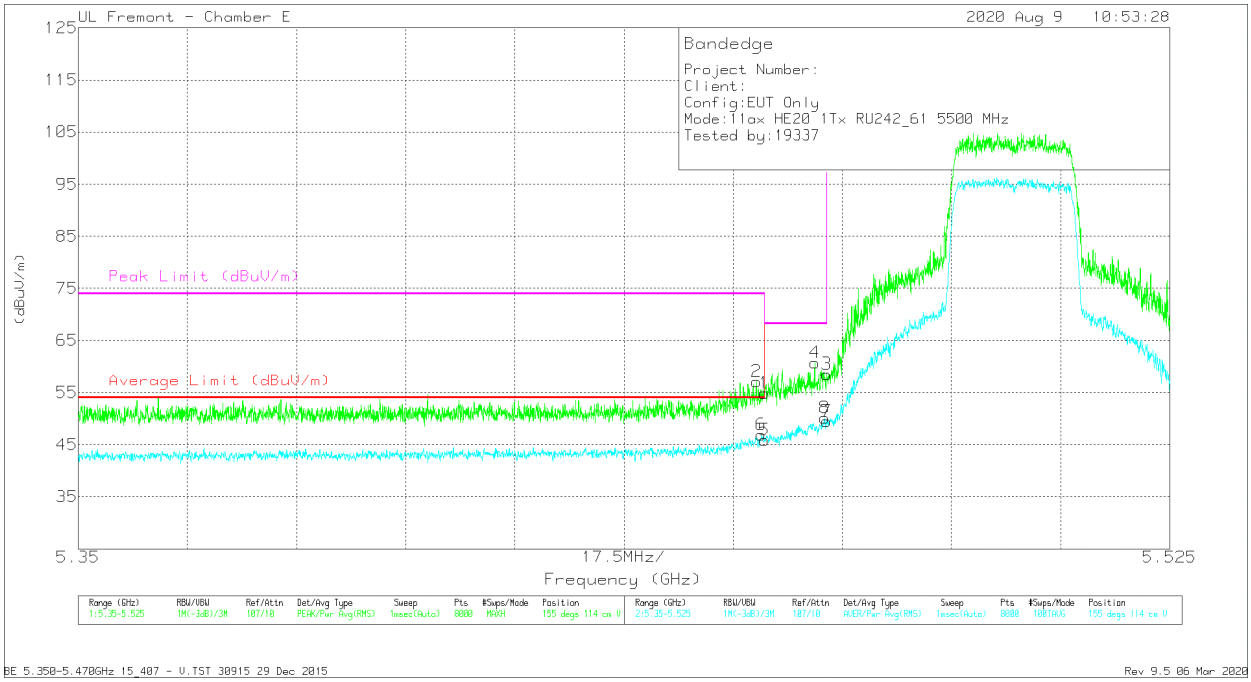

Marker	Frequency (GHz)	Meter Reading (dBuV)	Det	AF T712 (dB/m)	Amp/Cbl/Fltr/Pad (dB)	Corrected Reading (dBuV/m)	Average Limit (dBuV/m)	Margin (dB)	Peak Limit (dBuV/m)	PK Margin (dB)	Azimuth (Degs)	Height (cm)	Polarity
1	* 5.45998	42.12	Pk	34.5	-21.7	54.92	-	-	74	-19.08	155	114	V
2	* 5.45873	44.17	Pk	34.6	-21.7	57.07	-	-	74	-16.93	155	114	V
5	* 5.45998	33.07	RMS	34.5	-21.7	45.87	54	-8.13	-	-	155	114	V
6	* 5.45948	33.95	RMS	34.6	-21.7	46.85	54	-7.15	-	-	155	114	V
4	5.4681	47.87	Pk	34.5	-21.7	60.67	-	-	68.2	-7.53	155	114	V
8	5.46967	37.21	RMS	34.6	-21.7	50.11	-	-	-	-	155	114	V
3	5.46998	45.64	Pk	34.6	-21.7	58.54	-	-	68.2	-9.66	155	114	V
7	5.46998	36.56	RMS	34.6	-21.7	49.46	-	-	-	-	155	114	V

* - indicates frequency in CFR47 Pt 15 / IC RSS-Restricted Band
Pk - Peak detector
RMS - RMS detection

UL VERIFICATION SERVICES INC.
47173 Benicia Street, Fremont, CA 94538; USA TEL:(510) 319-4000 FAX:(510) 661-0888
This report shall not be reproduced except in full, without the written approval of UL Verification Services Inc.

BANDEDGE (HIGH CHANNEL)

HORIZONTAL RESULT

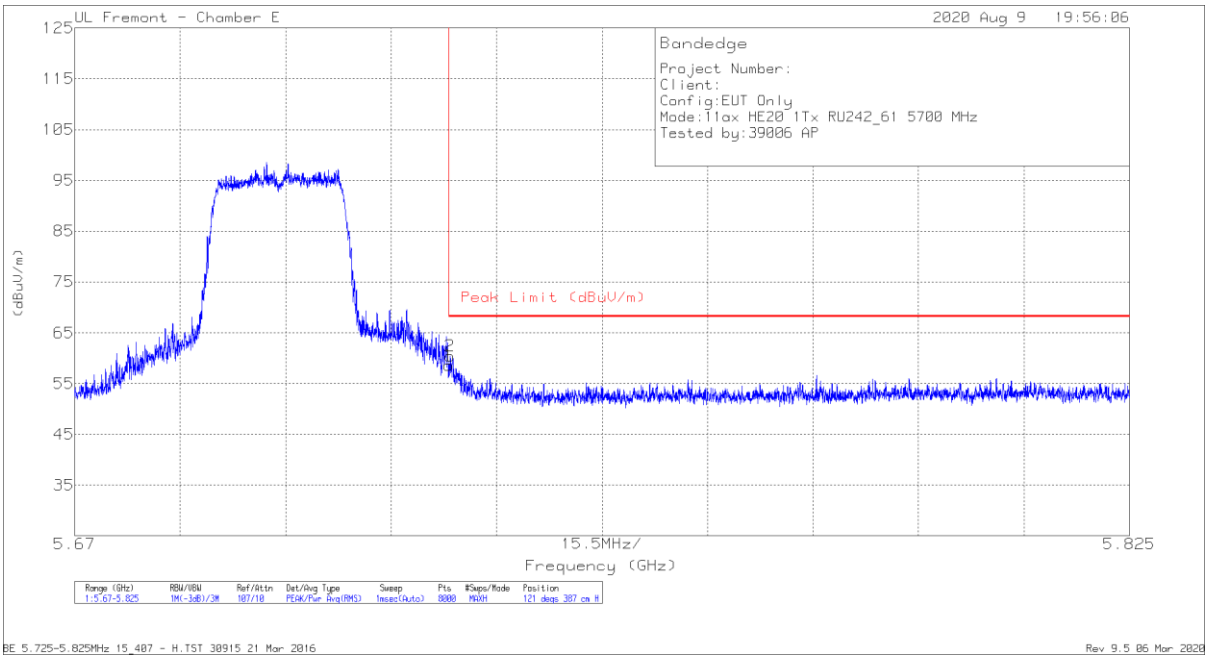

Marker	Frequency (GHz)	Meter Reading (dBuV)	Det	AF T712 (dB/m)	Amp/Cbl/Fltr/Pad (dB)	Corrected Reading (dBuV/m)	Peak Limit (dBuV/m)	PK Margin (dB)	Azimuth (Degs)	Height (cm)	Polarity
1	5.72501	45.07	Pk	34.7	-21.2	58.57	68.2	-9.63	121	387	H
2	5.72519	46.96	Pk	34.7	-21.2	60.46	68.2	-7.74	121	387	H

Pk - Peak detector

UL VERIFICATION SERVICES INC.
47173 Benicia Street, Fremont, CA 94538; USA TEL:(510) 319-4000 FAX:(510) 661-0888
This report shall not be reproduced except in full, without the written approval of UL Verification Services Inc.

VERTICAL RESULT

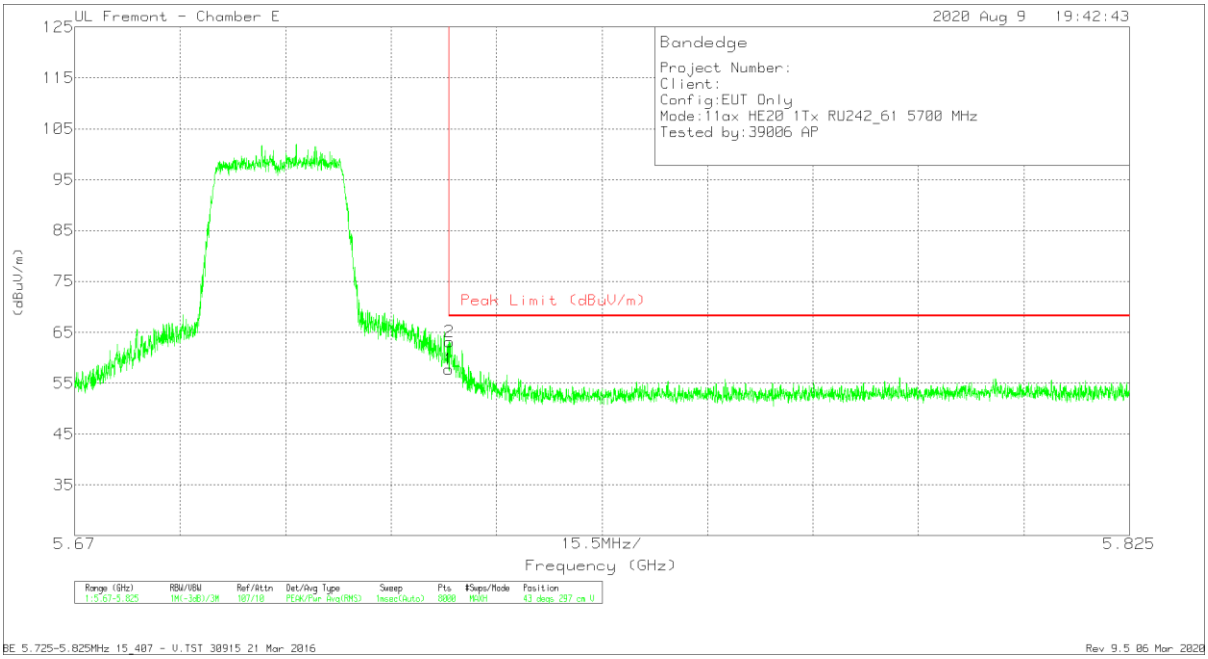

Marker	Frequency (GHz)	Meter Reading (dBuV)	Det	AF T712 (dB/m)	Amp/Cbl/Fltr/Pad (dB)	Corrected Reading (dBuV/m)	Peak Limit (dBuV/m)	PK Margin (dB)	Azimuth (Degs)	Height (cm)	Polarity
1	5.72501	44.2	Pk	34.7	-21.2	57.7	68.2	-10.5	43	297	V
2	5.72511	49.7	Pk	34.7	-21.2	63.2	68.2	-5	43	297	V

Pk - Peak detector

UL VERIFICATION SERVICES INC.
47173 Benicia Street, Fremont, CA 94538; USA TEL:(510) 319-4000 FAX:(510) 661-0888
This report shall not be reproduced except in full, without the written approval of UL Verification Services Inc.

ANTENNA 6 – 26 Tones, RU Index 0

BANDEDGE (LOW CHANNEL)

HORIZONTAL RESULT

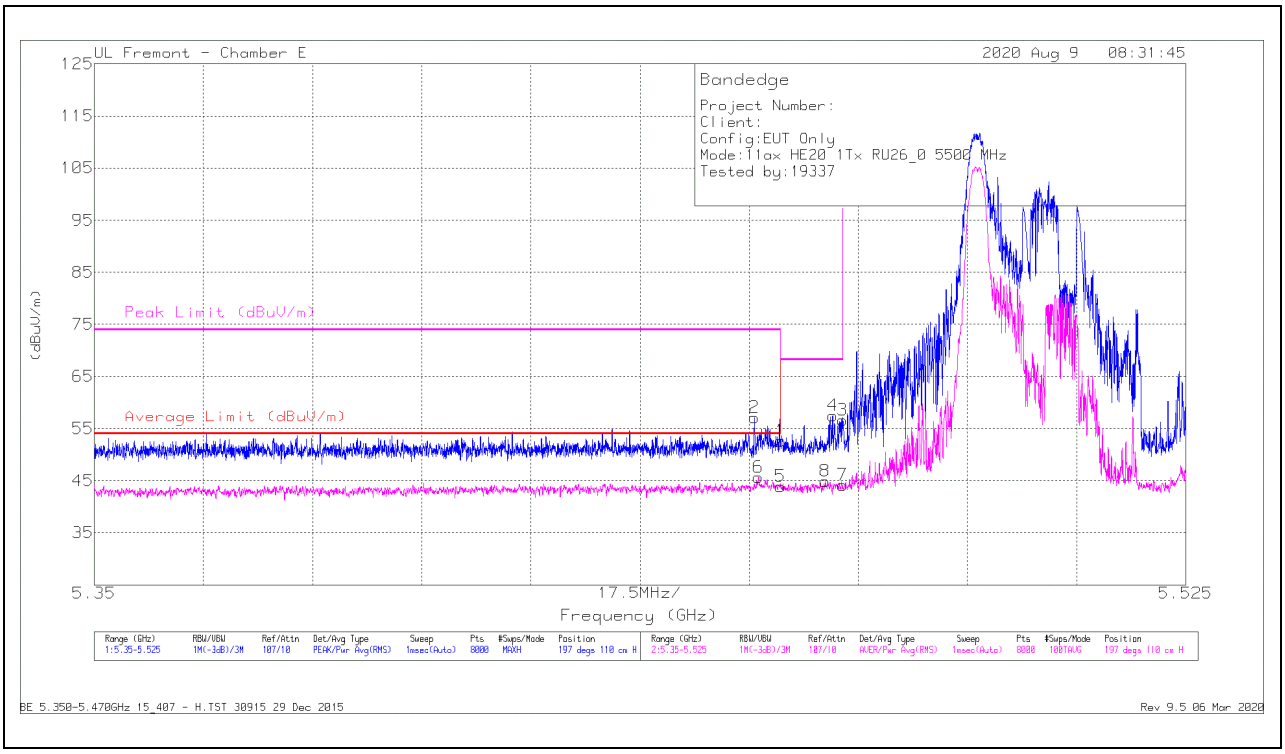

Marker	Frequency (GHz)	Meter Reading (dBuV)	Det	AF T712 (dB/m)	Amp/Cbl/Fltr/Pad (dB)	Corrected Reading (dBuV/m)	Average Limit (dBuV/m)	Margin (dB)	Peak Limit (dBuV/m)	PK Margin (dB)	Azimuth (Degs)	Height (cm)	Polarity
1	* 5.45998	39.79	Pk	34.5	-21.7	52.59	-	-	74	-21.41	197	110	H
2	* 5.45585	44.23	Pk	34.6	-21.7	57.13	-	-	74	-16.87	197	110	H
5	* 5.45998	31.1	RMS	34.5	-21.7	43.9	54	-10.1	-	-	197	110	H
6	* 5.4565	32.71	RMS	34.6	-21.7	45.61	54	-8.39	-	-	197	110	H
8	5.4672	32.06	RMS	34.5	-21.7	44.86	-	-	-	-	197	110	H
4	5.46838	44.67	Pk	34.5	-21.7	57.47	-	-	68.2	-10.73	197	110	H
3	5.46998	43.73	Pk	34.6	-21.7	56.63	-	-	68.2	-11.57	197	110	H
7	5.46998	31.26	RMS	34.6	-21.7	44.16	-	-	-	-	197	110	H

* - indicates frequency in CFR47 Pt 15 / IC RSS-Restricted Band
Pk - Peak detector
RMS - RMS detection

UL VERIFICATION SERVICES INC.
47173 Benicia Street, Fremont, CA 94538; USA TEL:(510) 319-4000 FAX:(510) 661-0888
This report shall not be reproduced except in full, without the written approval of UL Verification Services Inc.

VERTICAL RESULT

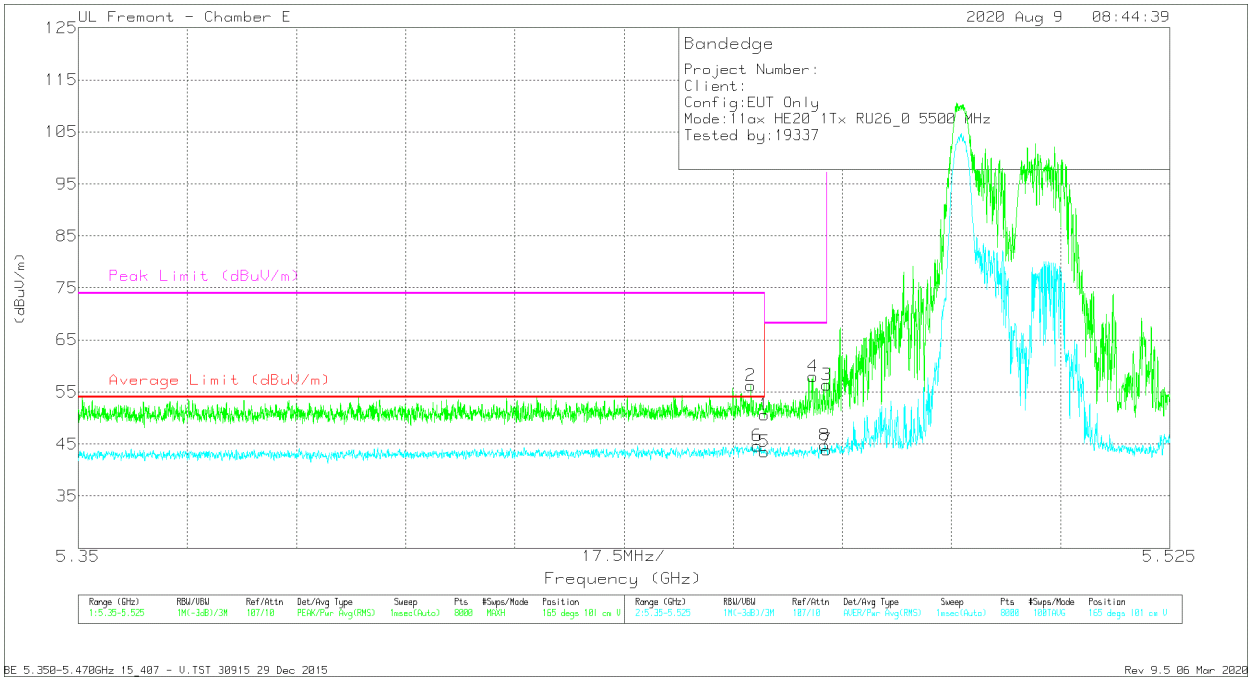

Marker	Frequency (GHz)	Meter Reading (dBuV)	Det	AF T712 (dB/m)	Amp/Cbl/Fltr/Pad (dB)	Corrected Reading (dBuV/m)	Average Limit (dBuV/m)	Margin (dB)	Peak Limit (dBuV/m)	PK Margin (dB)	Azimuth (Degs)	Height (cm)	Polarity
2	* 5.45784	43.29	Pk	34.6	-21.7	56.19	-	-	74	-17.81	165	101	V
6	* 5.45891	31.78	RMS	34.6	-21.7	44.68	54	-9.32	-	-	165	101	V
1	* 5.45998	37.86	Pk	34.5	-21.7	50.66	-	-	74	-23.34	165	101	V
5	* 5.45998	30.77	RMS	34.5	-21.7	43.57	54	-10.43	-	-	165	101	V
4	5.46777	45.16	Pk	34.5	-21.7	57.96	-	-	68.2	-10.24	165	101	V
8	5.46969	31.87	RMS	34.6	-21.7	44.77	-	-	-	-	165	101	V
3	5.46998	43.51	Pk	34.6	-21.7	56.41	-	-	68.2	-11.79	165	101	V
7	5.46998	31.02	RMS	34.6	-21.7	43.92	-	-	-	-	165	101	V

* - indicates frequency in CFR47 Pt 15 / IC RSS-Restricted Band
Pk - Peak detector
RMS - RMS detection

UL VERIFICATION SERVICES INC.
47173 Benicia Street, Fremont, CA 94538; USA TEL:(510) 319-4000 FAX:(510) 661-0888
This report shall not be reproduced except in full, without the written approval of UL Verification Services Inc.

BANDEDGE (HIGH CHANNEL)

HORIZONTAL RESULT

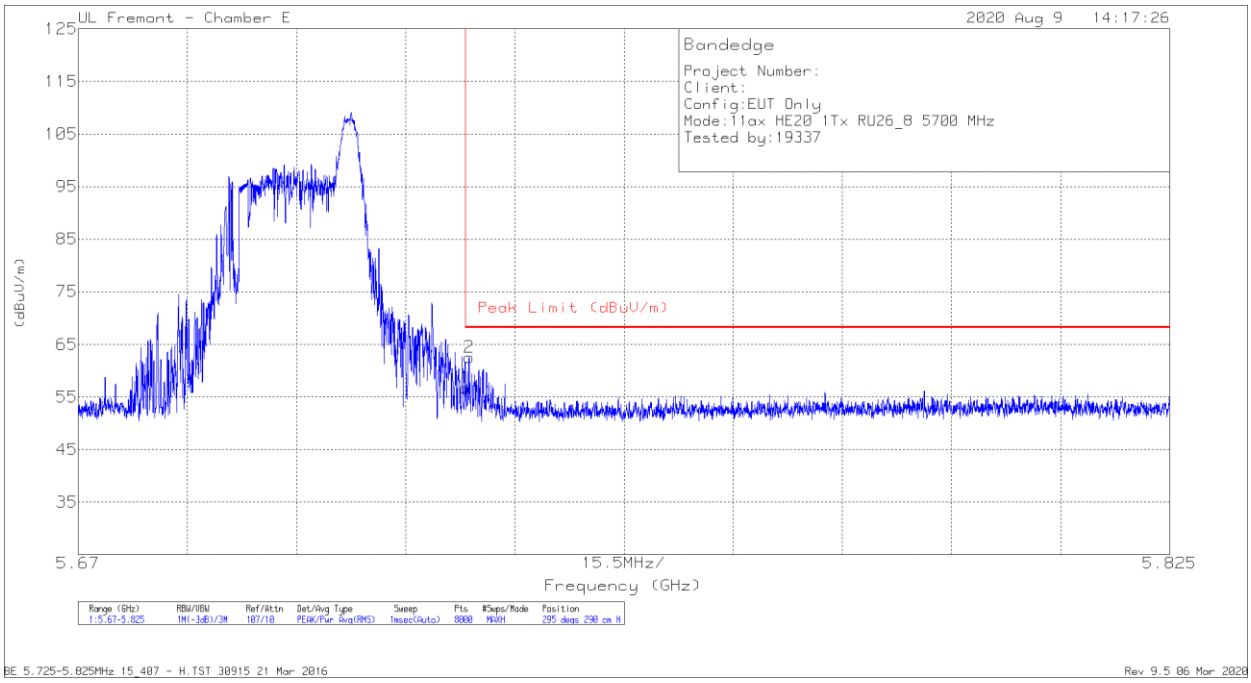

Marker	Frequency (GHz)	Meter Reading (dBuV)	Det	AF T712 (dB/m)	Amp/Cbl/Fltr/Pad (dB)	Corrected Reading (dBuV/m)	Peak Limit (dBuV/m)	PK Margin (dB)	Azimuth (Degs)	Height (cm)	Polarity
1	5.72501	43.22	Pk	34.7	-21.2	56.72	68.2	-11.48	295	290	H
2	5.7255	49	Pk	34.7	-21.2	62.5	68.2	-5.7	295	290	H

Pk - Peak detector

UL VERIFICATION SERVICES INC.
47173 Benicia Street, Fremont, CA 94538; USA TEL:(510) 319-4000 FAX:(510) 661-0888
This report shall not be reproduced except in full, without the written approval of UL Verification Services Inc.

BANDEDGE (HIGH CHANNEL)

VERTICAL RESULT

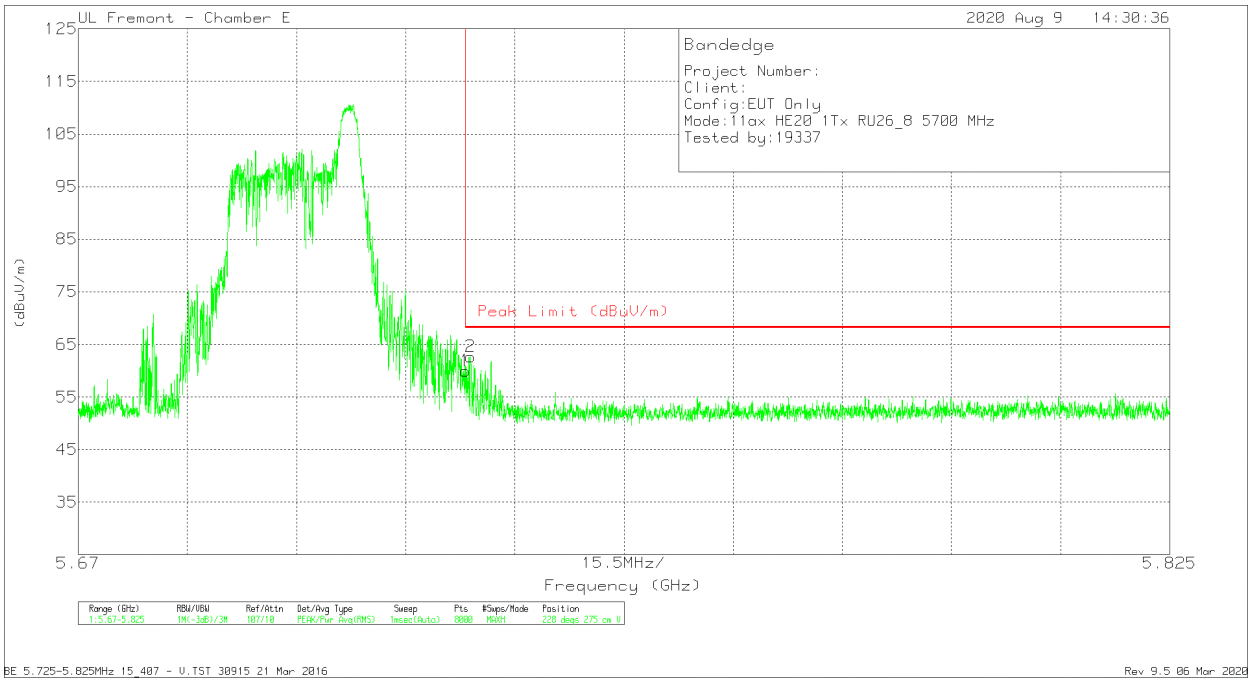

Marker	Frequency (GHz)	Meter Reading (dBuV)	Det	AF T712 (dB/m)	Amp/Cbl/Fltr/Pad (dB)	Corrected Reading (dBuV/m)	Peak Limit (dBuV/m)	PK Margin (dB)	Azimuth (Degs)	Height (cm)	Polarity
1	5.72501	46.47	Pk	34.7	-21.2	59.97	68.2	-8.23	228	275	V
2	5.72573	49.16	Pk	34.7	-21.2	62.66	68.2	-5.54	228	275	V

Pk - Peak detector

UL VERIFICATION SERVICES INC.
47173 Benicia Street, Fremont, CA 94538; USA TEL:(510) 319-4000 FAX:(510) 661-0888
This report shall not be reproduced except in full, without the written approval of UL Verification Services Inc.

ANTENNA 5 – 242 Tones, RU Index 61

BANDEDGE (LOW CHANNEL)

HORIZONTAL RESULT

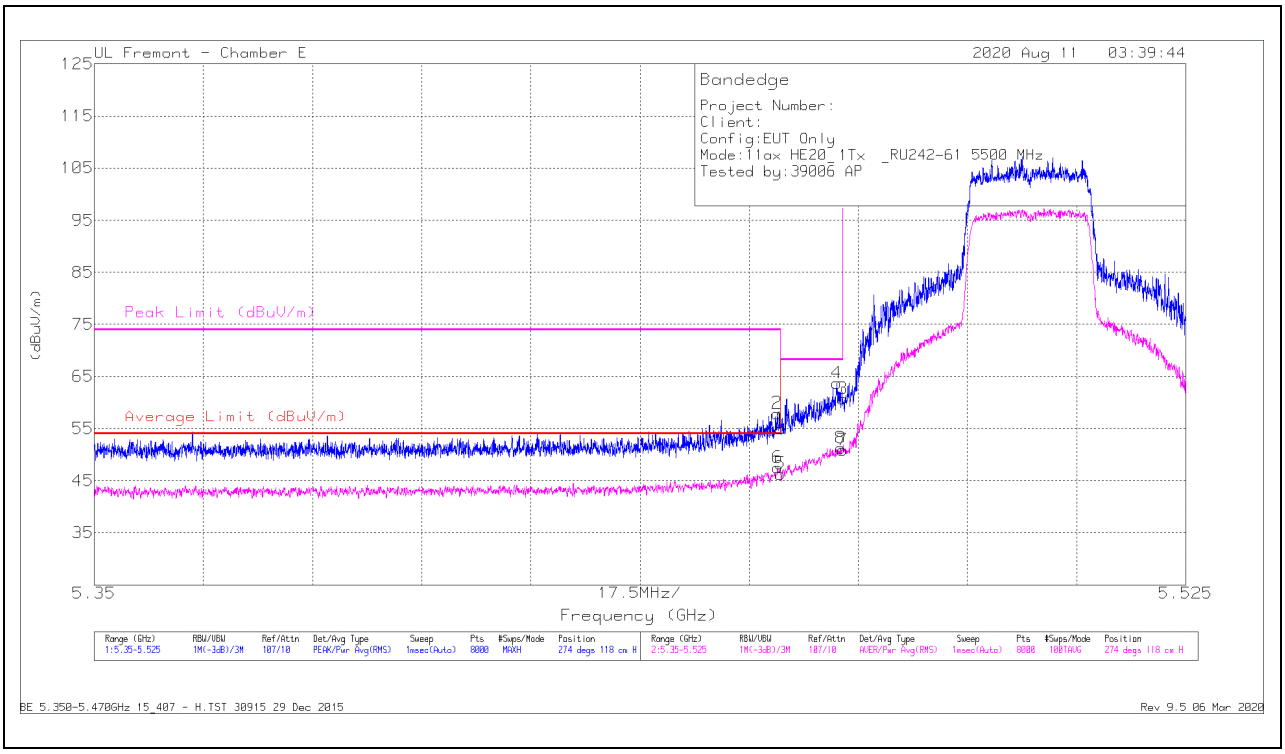

Marker	Frequency (GHz)	Meter Reading (dBuV)	Det	AF T712 (dB/m)	Amp/Cbl/Fltr/Pad (dB)	Corrected Reading (dBuV/m)	Average Limit (dBuV/m)	Margin (dB)	Peak Limit (dBuV/m)	PK Margin (dB)	Azimuth (Degs)	Height (cm)	Polarity
1	* 5.45998	42.2	Pk	34.5	-21.7	55	-	-	74	-19	274	118	H
2	* 5.4595	45.02	Pk	34.6	-21.7	57.92	-	-	74	-16.08	274	118	H
5	* 5.45998	33.53	RMS	34.5	-21.7	46.33	54	-7.67	-	-	274	118	H
6	* 5.45957	34.59	RMS	34.6	-21.7	47.49	54	-6.51	-	-	274	118	H
4	5.46904	50.87	Pk	34.6	-21.7	63.77	-	-	68.2	-4.43	274	118	H
8	5.46963	38.41	RMS	34.6	-21.7	51.31	-	-	-	-	274	118	H
3	5.46998	47.8	Pk	34.6	-21.7	60.7	-	-	68.2	-7.5	274	118	H
7	5.46998	37.98	RMS	34.6	-21.7	50.88	-	-	-	-	274	118	H

* - indicates frequency in CFR47 Pt 15 / IC RSS-Restricted Band
Pk - Peak detector
RMS - RMS detection

UL VERIFICATION SERVICES INC.
47173 Benicia Street, Fremont, CA 94538; USA TEL:(510) 319-4000 FAX:(510) 661-0888
This report shall not be reproduced except in full, without the written approval of UL Verification Services Inc.

VERTICAL RESULT

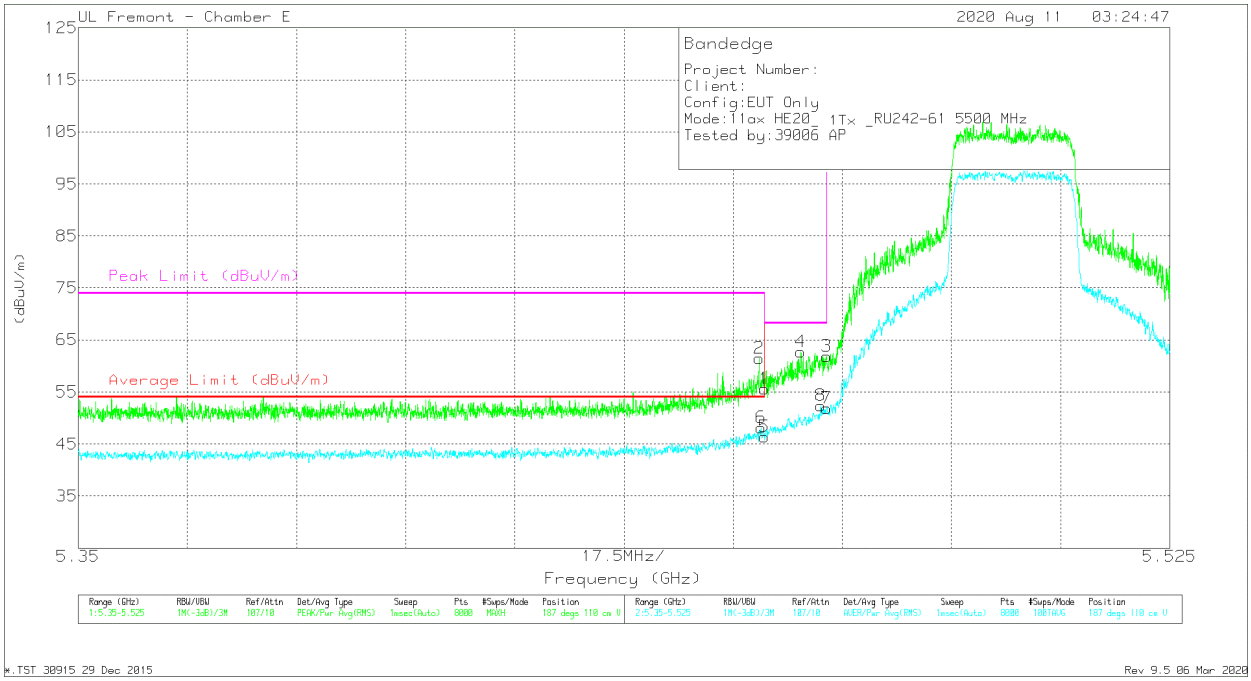

Marker	Frequency (GHz)	Meter Reading (dBuV)	Det	AF T712 (dB/m)	Amp/Cbl/Fltr/Pad (dB)	Corrected Reading (dBuV/m)	Average Limit (dBuV/m)	Margin (dB)	Peak Limit (dBuV/m)	PK Margin (dB)	Azimuth (Degs)	Height (cm)	Polarity
2	* 5.45917	48.57	Pk	34.6	-21.7	61.47	-	-	74	-12.53	187	110	V
6	* 5.45948	35.18	RMS	34.6	-21.7	48.08	54	-5.92	-	-	187	110	V
1	* 5.45998	42.86	Pk	34.5	-21.7	55.66	-	-	74	-18.34	187	110	V
5	* 5.45998	33.57	RMS	34.5	-21.7	46.37	54	-7.63	-	-	187	110	V
4	5.46587	49.88	Pk	34.5	-21.7	62.68	-	-	68.2	-5.52	187	110	V
8	5.46904	39.5	RMS	34.6	-21.7	52.4	-	-	-	-	187	110	V
3	5.46998	48.89	Pk	34.6	-21.7	61.79	-	-	68.2	-6.41	187	110	V
7	5.46998	38.94	RMS	34.6	-21.7	51.84	-	-	-	-	187	110	V

* - indicates frequency in CFR47 Pt 15 / IC RSS-Restricted Band
Pk - Peak detector
RMS - RMS detection

UL VERIFICATION SERVICES INC.
47173 Benicia Street, Fremont, CA 94538; USA TEL:(510) 319-4000 FAX:(510) 661-0888
This report shall not be reproduced except in full, without the written approval of UL Verification Services Inc.

BANDEDGE (HIGH CHANNEL)

HORIZONTAL RESULT

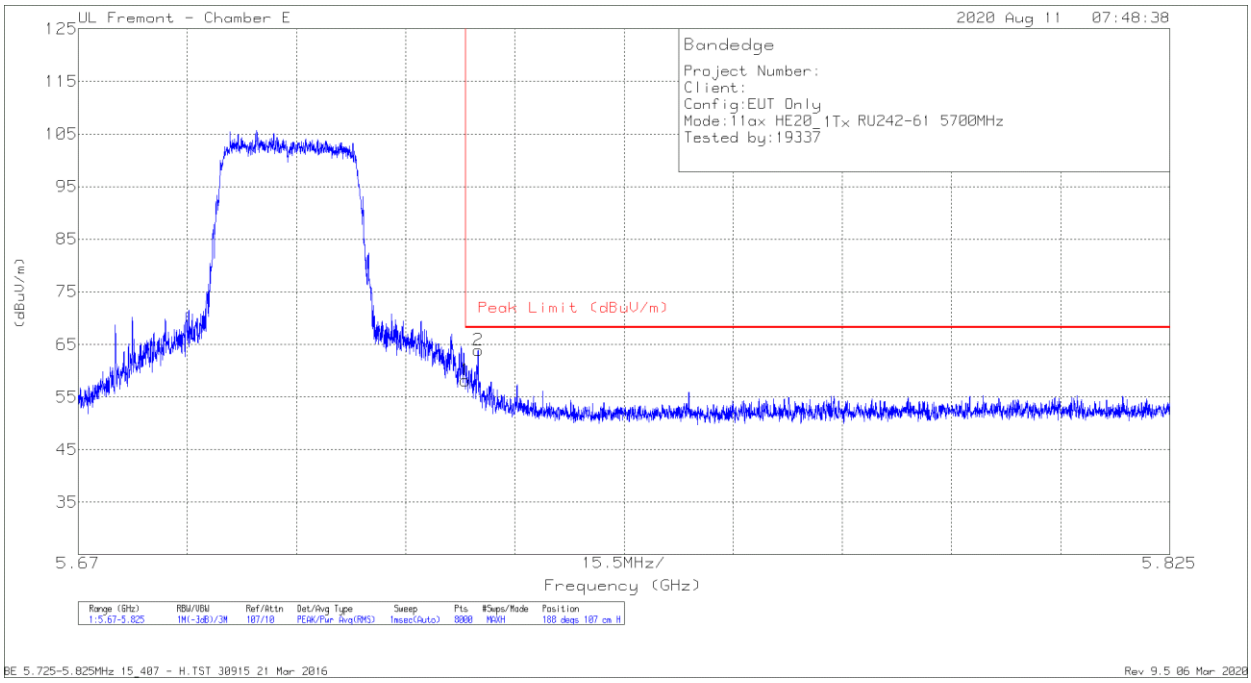

Marker	Frequency (GHz)	Meter Reading (dBuV)	Det	AF T712 (dB/m)	Amp/Cbl/Fltr/Pad (dB)	Corrected Reading (dBuV/m)	Peak Limit (dBuV/m)	PK Margin (dB)	Azimuth (Degs)	Height (cm)	Polarity
1	5.72501	44.66	Pk	34.7	-21.2	58.16	68.2	-10.04	188	107	H
2	5.72677	50.35	Pk	34.7	-21.2	63.85	68.2	-4.35	188	107	H

Pk - Peak detector

UL VERIFICATION SERVICES INC.
47173 Benicia Street, Fremont, CA 94538; USA TEL:(510) 319-4000 FAX:(510) 661-0888
This report shall not be reproduced except in full, without the written approval of UL Verification Services Inc.

VERTICAL RESULT

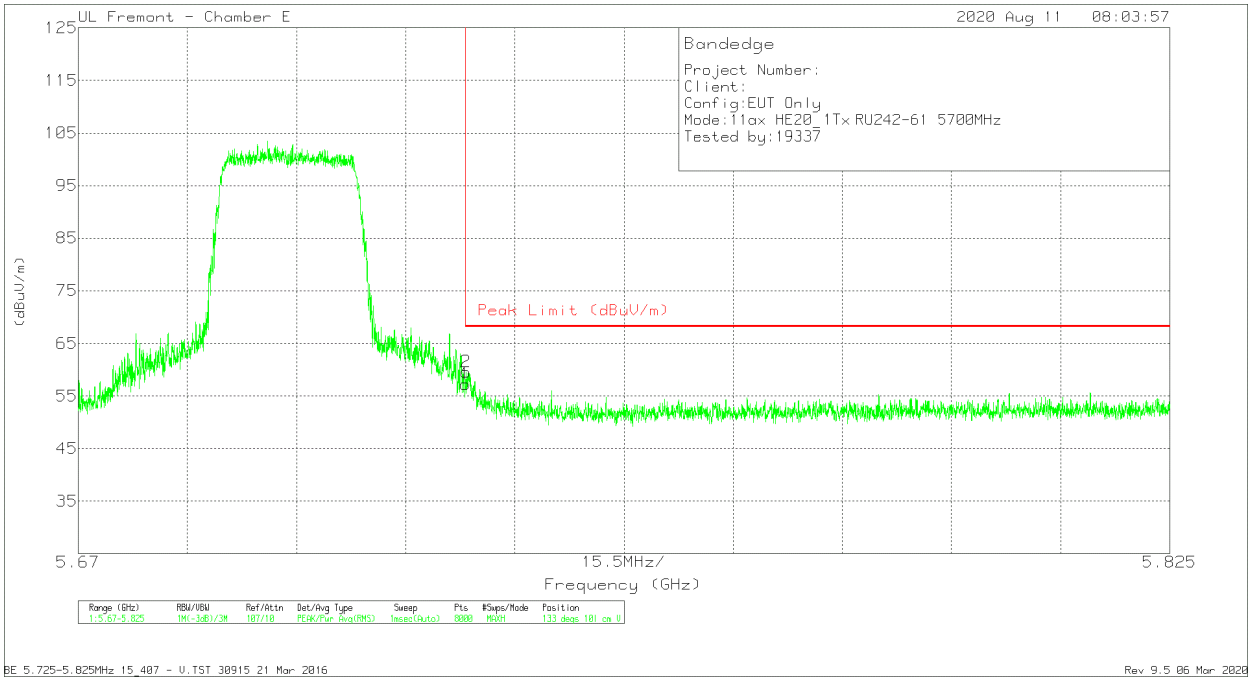

Marker	Frequency (GHz)	Meter Reading (dBuV)	Det	AF T712 (dB/m)	Amp/Cbl/Fltr/Pad (dB)	Corrected Reading (dBuV/m)	Peak Limit (dBuV/m)	PK Margin (dB)	Azimuth (Degs)	Height (cm)	Polarity
1	5.72501	43.7	Pk	34.7	-21.2	57.2	68.2	-11	133	101	V
2	5.72505	46.1	Pk	34.7	-21.2	59.6	68.2	-8.6	133	101	V

Pk - Peak detector

UL VERIFICATION SERVICES INC.
47173 Benicia Street, Fremont, CA 94538; USA TEL:(510) 319-4000 FAX:(510) 661-0888
This report shall not be reproduced except in full, without the written approval of UL Verification Services Inc.

ANTENNA 5 – 26 Tones, RU Index 0

BANDEDGE (LOW CHANNEL)

HORIZONTAL RESULT

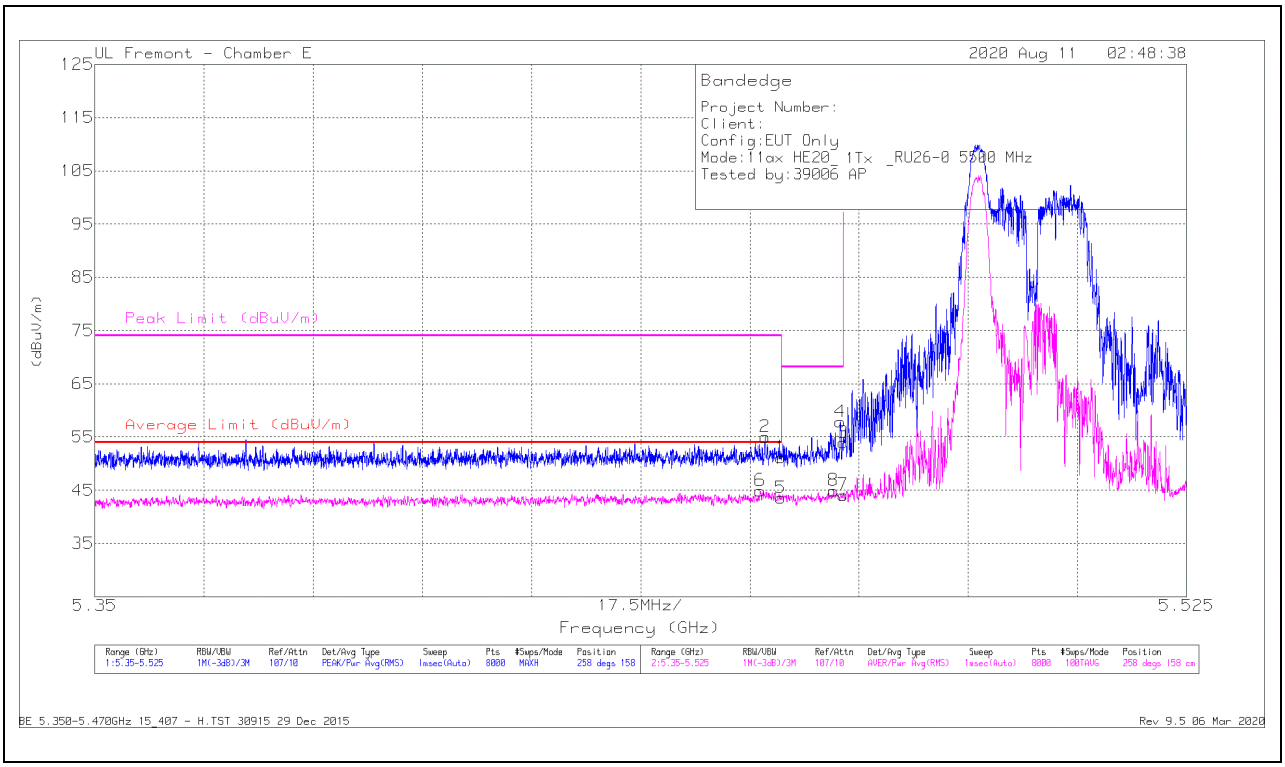

Marker	Frequency (GHz)	Meter Reading (dBuV)	Det	AF T712 (dB/m)	Amp/Cbl/Fltr/Pad (dB)	Corrected Reading (dBuV/m)	Average Limit (dBuV/m)	Margin (dB)	Peak Limit (dBuV/m)	PK Margin (dB)	Azimuth (Degs)	Height (cm)	Polarity
6	* 5.45666	32.02	RMS	34.6	-21.7	44.92	54	-9.08	-	-	258	158	H
2	* 5.45744	42.11	Pk	34.6	-21.7	55.01	-	-	74	-18.99	258	158	H
1	* 5.45998	38.35	Pk	34.5	-21.7	51.15	-	-	74	-22.85	258	158	H
5	* 5.45998	30.74	RMS	34.5	-21.7	43.54	54	-10.46	-	-	258	158	H
8	5.46843	32.12	RMS	34.5	-21.7	44.92	-	-	-	-	258	158	H
4	5.4695	44.95	Pk	34.6	-21.7	57.85	-	-	68.2	-10.35	258	158	H
3	5.46998	41.04	Pk	34.6	-21.7	53.94	-	-	68.2	-14.26	258	158	H
7	5.46998	31.17	RMS	34.6	-21.7	44.07	-	-	-	-	258	158	H

* - indicates frequency in CFR47 Pt 15 / IC RSS-Restricted Band
Pk - Peak detector
RMS - RMS detection

UL VERIFICATION SERVICES INC.
47173 Benicia Street, Fremont, CA 94538; USA TEL:(510) 319-4000 FAX:(510) 661-0888
This report shall not be reproduced except in full, without the written approval of UL Verification Services Inc.

VERTICAL RESULT

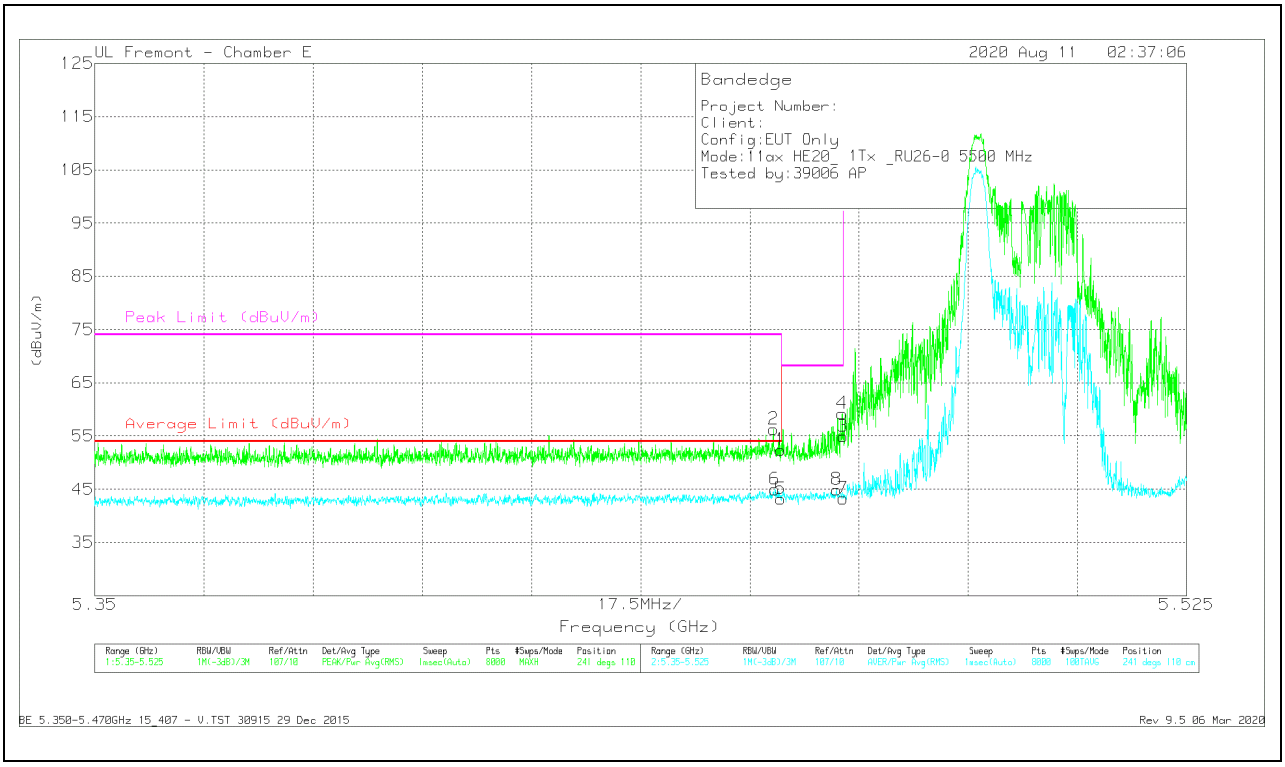

Marker	Frequency (GHz)	Meter Reading (dBuV)	Det	AF T712 (dB/m)	Amp/Cbl/Fltr/Pad (dB)	Corrected Reading (dBuV/m)	Average Limit (dBuV/m)	Margin (dB)	Peak Limit (dBuV/m)	PK Margin (dB)	Azimuth (Degs)	Height (cm)	Polarity
1	* 5.45998	39.59	Pk	34.5	-21.7	52.39	-	-	74	-21.61	241	110	V
2	* 5.4588	43.38	Pk	34.6	-21.7	56.28	-	-	74	-17.72	241	110	V
5	* 5.45998	30.37	RMS	34.5	-21.7	43.17	54	-10.83	-	-	241	110	V
6	* 5.45904	32.09	RMS	34.6	-21.7	44.99	54	-9.01	-	-	241	110	V
8	5.46891	32.14	RMS	34.5	-21.7	44.94	-	-	-	-	241	110	V
4	5.4698	46.33	Pk	34.6	-21.7	59.23	-	-	68.2	-8.97	241	110	V
3	5.46998	42.02	Pk	34.6	-21.7	54.92	-	-	68.2	-13.28	241	110	V
7	5.46998	30.38	RMS	34.6	-21.7	43.28	-	-	-	-	241	110	V

* - indicates frequency in CFR47 Pt 15 / IC RSS-Restricted Band
Pk - Peak detector
RMS - RMS detection

UL VERIFICATION SERVICES INC.
47173 Benicia Street, Fremont, CA 94538; USA TEL:(510) 319-4000 FAX:(510) 661-0888
This report shall not be reproduced except in full, without the written approval of UL Verification Services Inc.

ANTENNA 5 – 26 Tones, RU Index 8

BANDEDGE (HIGH CHANNEL)

HORIZONTAL RESULT

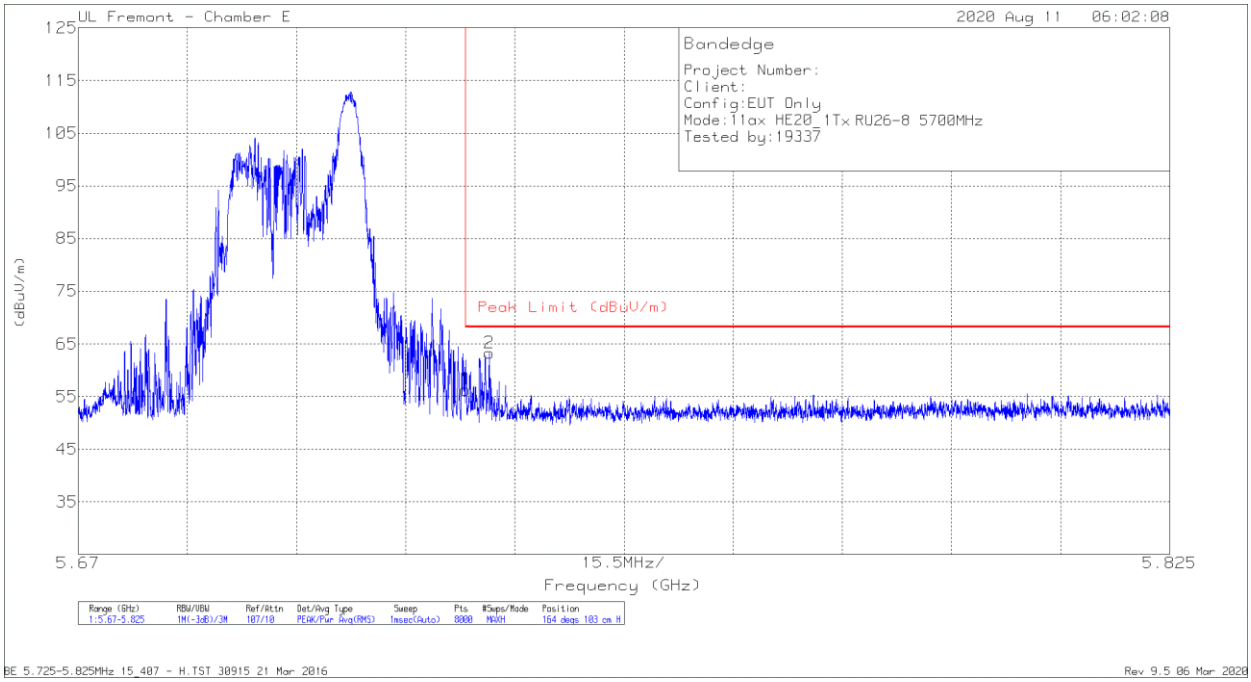

Marker	Frequency (GHz)	Meter Reading (dBuV)	Det	AF T712 (dB/m)	Amp/Cbl/Fltr/Pad (dB)	Corrected Reading (dBuV/m)	Peak Limit (dBuV/m)	PK Margin (dB)	Azimuth (Degs)	Height (cm)	Polarity
1	5.72501	42.81	Pk	34.7	-21.2	56.31	68.2	-11.89	164	103	H
2	5.72836	49.77	Pk	34.7	-21.2	63.27	68.2	-4.93	164	103	H

Pk - Peak detector

UL VERIFICATION SERVICES INC.
47173 Benicia Street, Fremont, CA 94538; USA TEL:(510) 319-4000 FAX:(510) 661-0888
This report shall not be reproduced except in full, without the written approval of UL Verification Services Inc.

VERTICAL RESULT

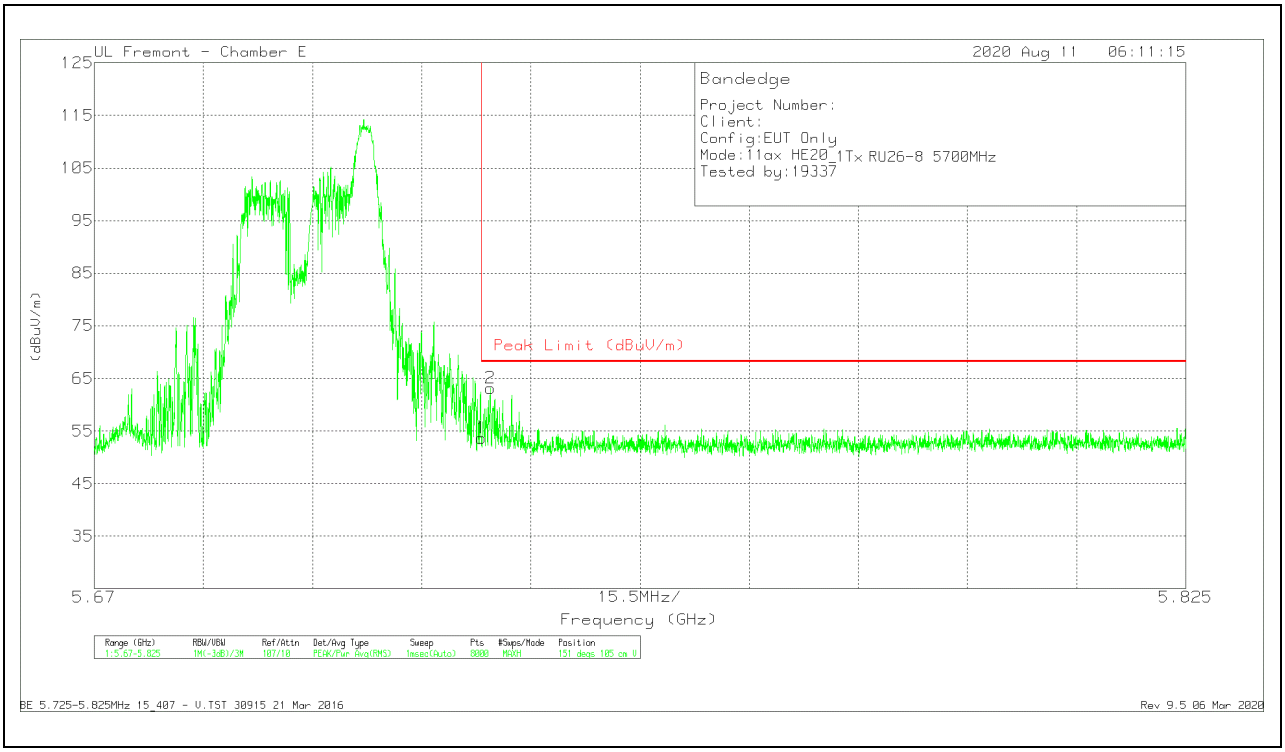

Marker	Frequency (GHz)	Meter Reading (dBuV)	Det	AF T712 (dB/m)	Amp/Cbl/Fltr/Pad (dB)	Corrected Reading (dBuV/m)	Peak Limit (dBuV/m)	PK Margin (dB)	Azimuth (Degs)	Height (cm)	Polarity
1	5.72501	40.16	Pk	34.7	-21.2	53.66	68.2	-14.54	151	105	V
2	5.72625	49.67	Pk	34.7	-21.2	63.17	68.2	-5.03	151	105	V

Pk - Peak detector

UL VERIFICATION SERVICES INC.
47173 Benicia Street, Fremont, CA 94538; USA TEL:(510) 319-4000 FAX:(510) 661-0888
This report shall not be reproduced except in full, without the written approval of UL Verification Services Inc.

2TX ANTENNA 6 + ANTENNA 5 OFDMA MODE – 242 Tones, RU Index 61

BANDEDGE (LOW CHANNEL)

HORIZONTAL RESULT

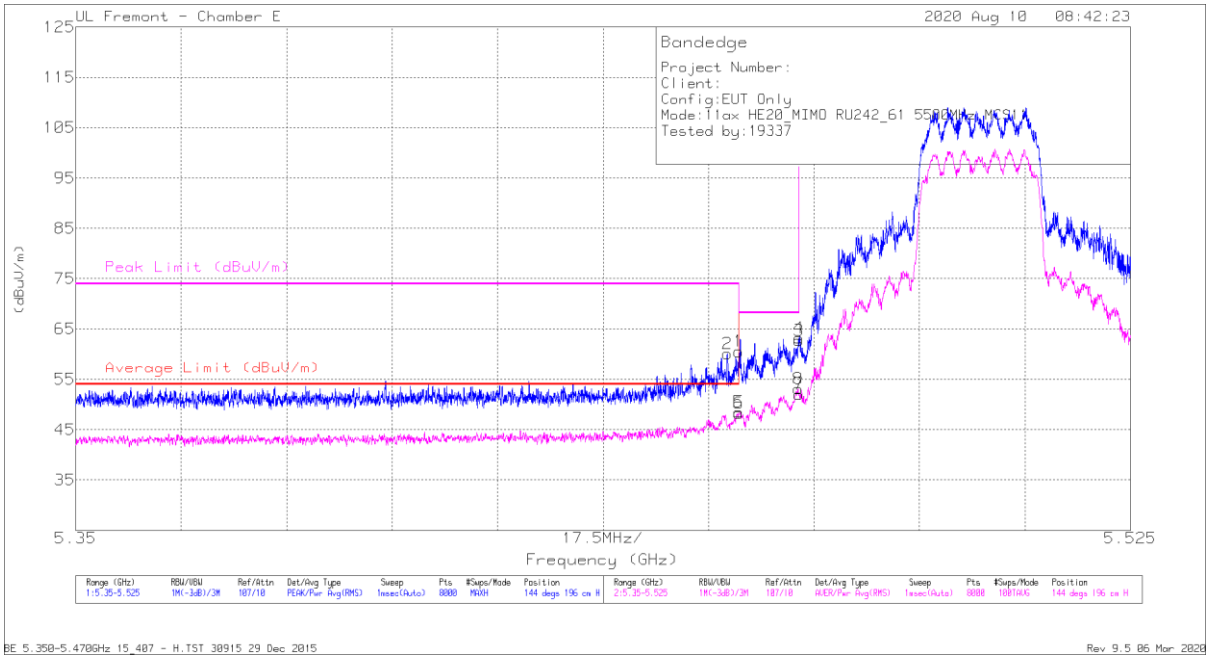

Marker	Frequency (GHz)	Meter Reading (dBuV)	Det	AF T712 (dB/m)	Amp/Cbl/Fltr/Pad (dB)	Corrected Reading (dBuV/m)	Average Limit (dBuV/m)	Margin (dB)	Peak Limit (dBuV/m)	PK Margin (dB)	Azimuth (Degs)	Height (cm)	Polarity
1	* 5.45998	47.74	Pk	34.5	-21.7	60.54	-	-	74	-13.46	144	196	H
2	* 5.4581	47.22	Pk	34.6	-21.7	60.12	-	-	74	-13.88	144	196	H
5	* 5.45998	35.67	RMS	34.5	-21.7	48.47	54	-5.53	-	-	144	196	H
6	* 5.45996	35.45	RMS	34.5	-21.7	48.25	54	-5.75	-	-	144	196	H
8	5.46987	40.27	RMS	34.6	-21.7	53.17	-	-	-	-	144	196	H
4	5.46996	50.29	Pk	34.6	-21.7	63.19	-	-	68.2	-5.01	144	196	H
3	5.46998	49.81	Pk	34.6	-21.7	62.71	-	-	68.2	-5.49	144	196	H
7	5.46998	39.16	RMS	34.6	-21.7	52.06	-	-	-	-	144	196	H

* - indicates frequency in CFR47 Pt 15 / IC RSS-Restricted Band
Pk - Peak detector
RMS - RMS detection

UL VERIFICATION SERVICES INC.
47173 Benicia Street, Fremont, CA 94538; USA TEL:(510) 319-4000 FAX:(510) 661-0888
This report shall not be reproduced except in full, without the written approval of UL Verification Services Inc.

VERTICAL RESULT

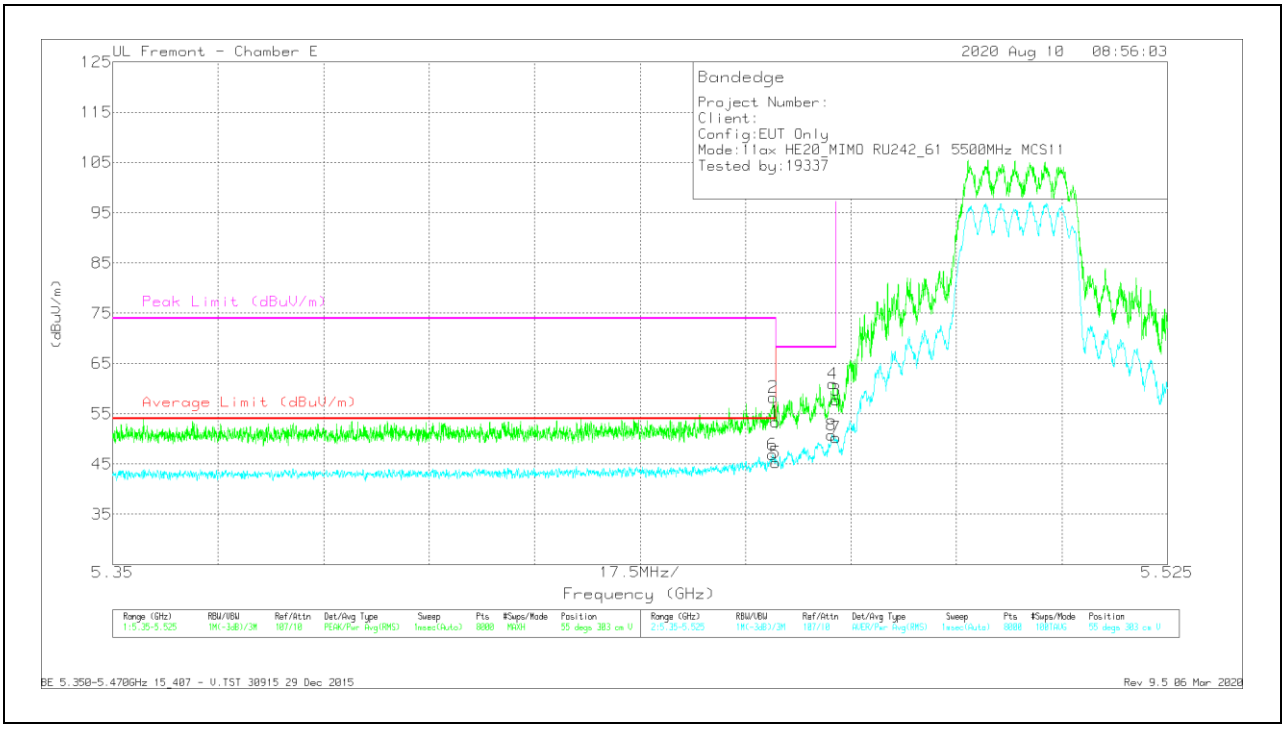

Marker	Frequency (GHz)	Meter Reading (dBuV)	Det	AF T712 (dB/m)	Amp/Cbl/Fltr/Pad (dB)	Corrected Reading (dBuV/m)	Average Limit (dBuV/m)	Margin (dB)	Peak Limit (dBuV/m)	PK Margin (dB)	Azimuth (Degs)	Height (cm)	Polarity
1	* 5.45998	40.63	Pk	34.5	-21.7	53.43	-	-	74	-20.57	55	303	V
2	* 5.45959	45.39	Pk	34.6	-21.7	58.29	-	-	74	-15.71	55	303	V
5	* 5.45998	32.52	RMS	34.5	-21.7	45.32	54	-8.68	-	-	55	303	V
6	* 5.4595	33.97	RMS	34.6	-21.7	46.87	54	-7.13	-	-	55	303	V
8	5.4693	37.81	RMS	34.6	-21.7	50.71	-	-	-	-	55	303	V
4	5.4695	48.1	Pk	34.6	-21.7	61	-	-	68.2	-7.2	55	303	V
3	5.46998	44.85	Pk	34.6	-21.7	57.75	-	-	68.2	-10.45	55	303	V
7	5.46998	37.39	RMS	34.6	-21.7	50.29	-	-	-	-	55	303	V

* - indicates frequency in CFR47 Pt 15 / IC RSS-Restricted Band
Pk - Peak detector
RMS - RMS detection

UL VERIFICATION SERVICES INC.
47173 Benicia Street, Fremont, CA 94538; USA TEL:(510) 319-4000 FAX:(510) 661-0888
This report shall not be reproduced except in full, without the written approval of UL Verification Services Inc.

BANDEDGE (HIGH CHANNEL)

HORIZONTAL RESULT

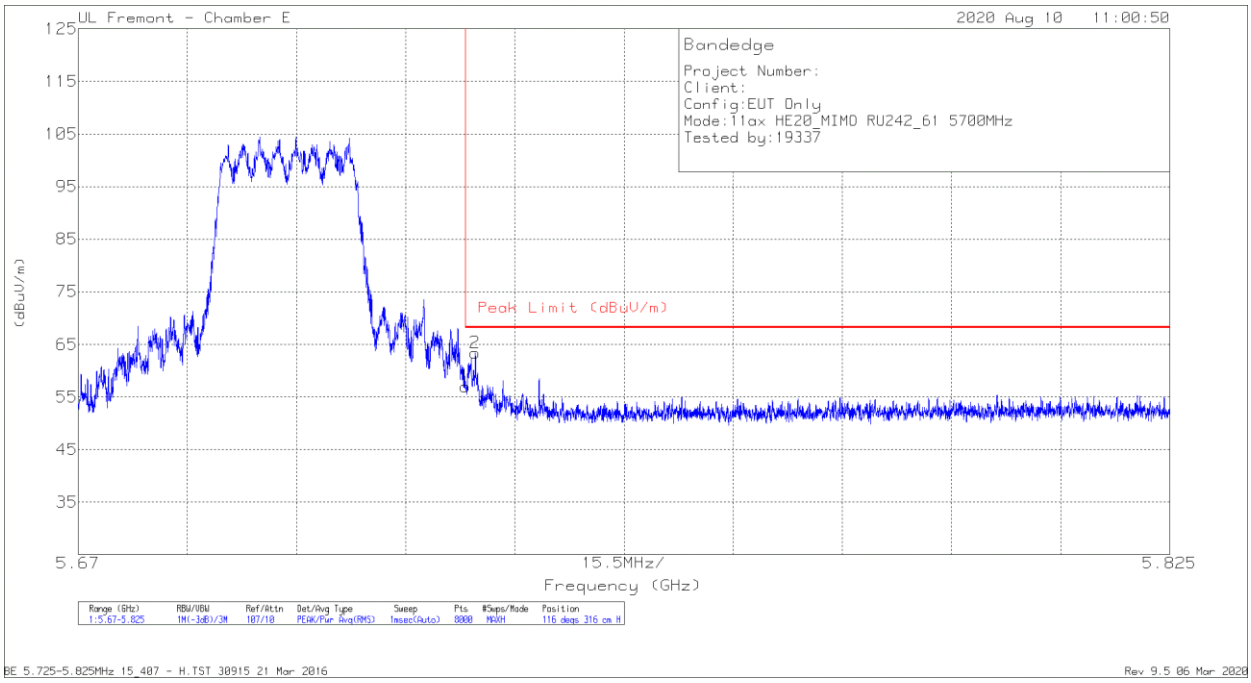

Marker	Frequency (GHz)	Meter Reading (dBuV)	Det	AF T712 (dB/m)	Amp/Cbl/Fltr/Pad (dB)	Corrected Reading (dBuV/m)	Peak Limit (dBuV/m)	PK Margin (dB)	Azimuth (Degs)	Height (cm)	Polarity
1	5.72501	43.47	Pk	34.7	-21.2	56.97	68.2	-11.23	116	316	H
2	5.72637	49.93	Pk	34.7	-21.2	63.43	68.2	-4.77	116	316	H

Pk - Peak detector

UL VERIFICATION SERVICES INC.
47173 Benicia Street, Fremont, CA 94538; USA TEL:(510) 319-4000 FAX:(510) 661-0888
This report shall not be reproduced except in full, without the written approval of UL Verification Services Inc.

VERTICAL RESULT

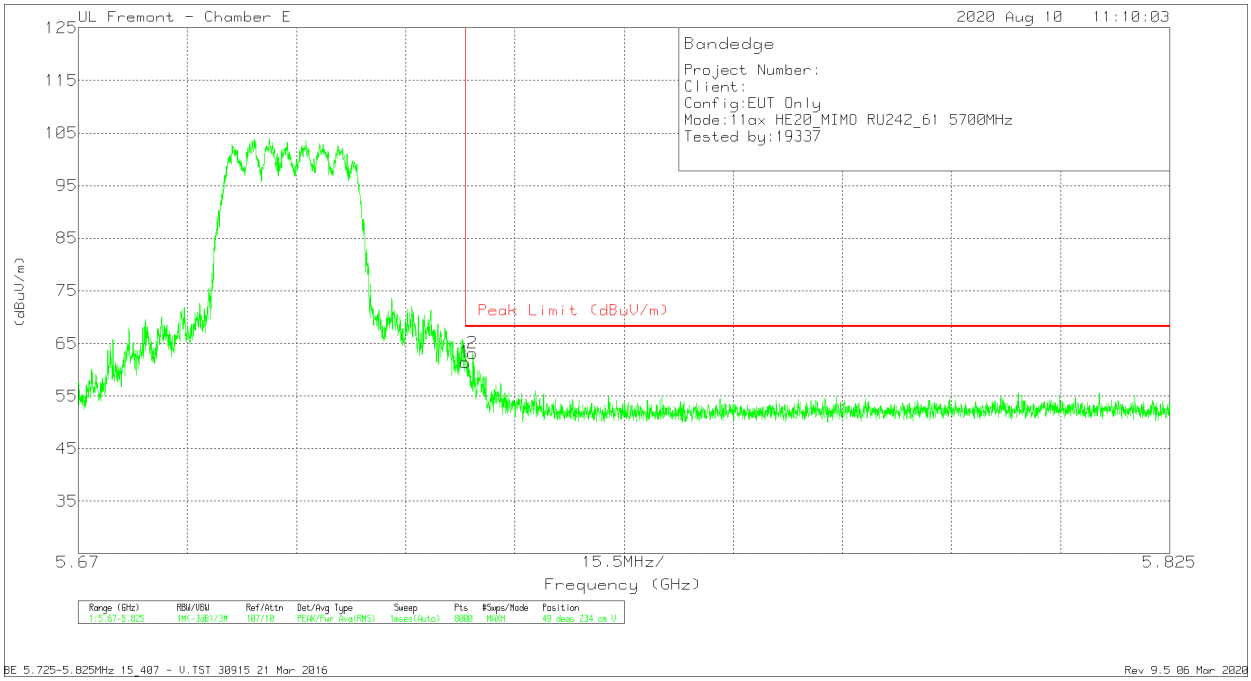

Marker	Frequency (GHz)	Meter Reading (dBuV)	Det	AF T712 (dB/m)	Amp/Cbl/Fltr/Pad (dB)	Corrected Reading (dBuV/m)	Peak Limit (dBuV/m)	PK Margin (dB)	Azimuth (Degs)	Height (cm)	Polarity
1	5.72501	47.88	Pk	34.7	-21.2	61.38	68.2	-6.82	49	234	V
2	5.72602	49.6	Pk	34.7	-21.2	63.1	68.2	-5.1	49	234	V

Pk - Peak detector

UL VERIFICATION SERVICES INC.
47173 Benicia Street, Fremont, CA 94538; USA TEL:(510) 319-4000 FAX:(510) 661-0888
This report shall not be reproduced except in full, without the written approval of UL Verification Services Inc.

HARMONICS AND SPURIOUS EMISSIONS

LOW CHANNEL RESULTS

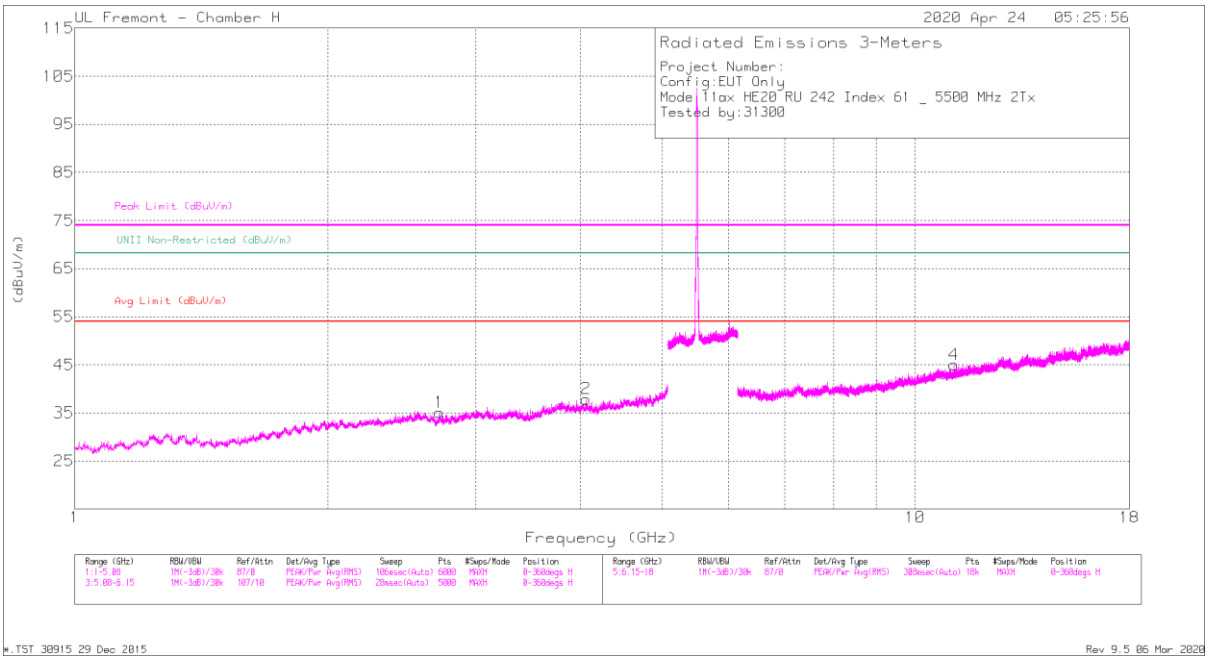

HORIZONTAL

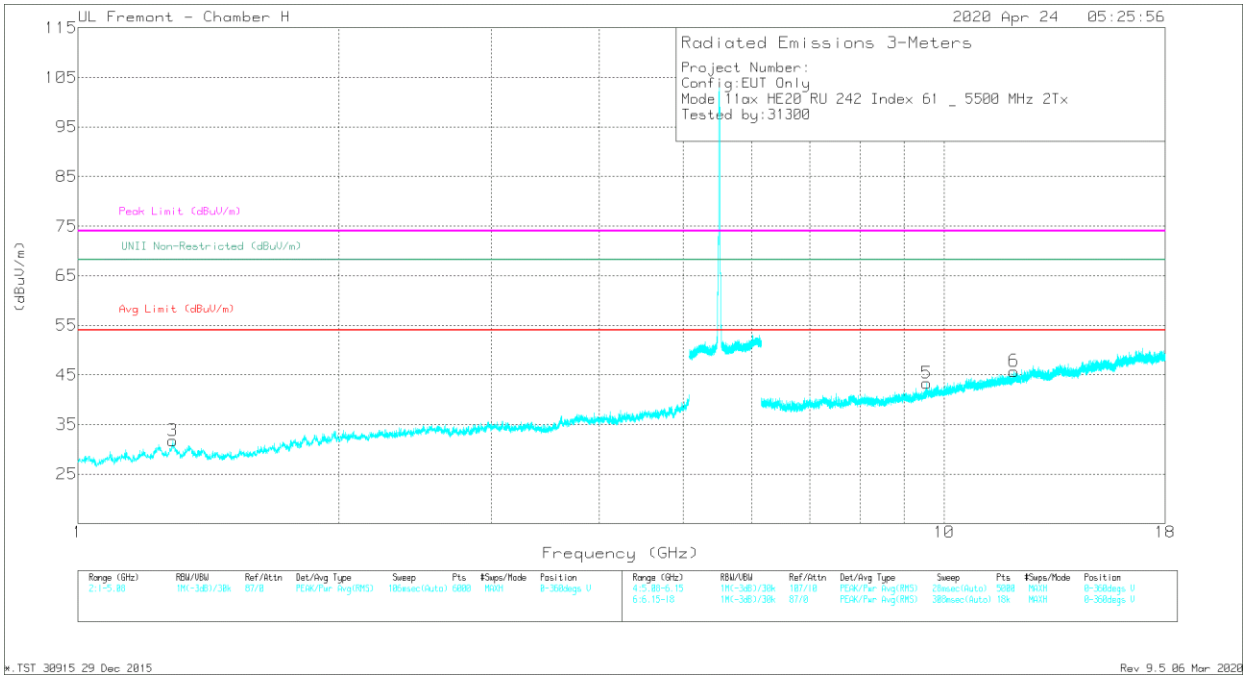

VERTICAL

UL VERIFICATION SERVICES INC.
47173 Benicia Street, Fremont, CA 94538; USA TEL:(510) 319-4000 FAX:(510) 661-0888
This report shall not be reproduced except in full, without the written approval of UL Verification Services Inc.

RADIATED EMISSIONS

Marker	Frequency (GHz)	Meter Reading (dBuV)	Det	AF T863 (dB/m)	Amp/Cbl/Fltr/Pad (dB)	Corrected Reading (dBuV/m)	Avg Limit (dBuV/m)	Margin (dB)	Peak Limit (dBuV/m)	PK Margin (dB)	UNII Non-Restricted (dBuV/m)	PK Margin (dB)	Azimuth (Degs)	Height (cm)	Polarity
1	* 2.71583	43.02	PK-U	32.1	-33.3	41.82	-	-	74	-32.18	-	-	0	200	H
	* 2.71775	31.44	ADR	32.1	-33.3	30.24	54	-23.76	-	-	-	-	0	200	H
2	* 4.06143	43.96	PK-U	33.5	-32	45.46	-	-	74	-28.54	-	-	213	101	H
	* 4.06234	31.45	ADR	33.5	-32	32.95	54	-21.05	-	-	-	-	213	101	H
3	* 1.28529	44.36	PK-U	29.2	-35.1	38.46	-	-	74	-35.54	-	-	271	101	V
	* 1.28786	32.6	ADR	29.2	-35.1	26.7	54	-27.3	-	-	-	-	271	101	V
4	* 11.1333	36.61	PK-U	37.8	-23.7	50.71	-	-	74	-23.29	-	-	221	200	H
	* 11.1345	25.08	ADR	37.8	-23.7	39.18	54	-14.82	-	-	-	-	221	200	H
6	* 12.0332	37.16	PK-U	38.7	-23.8	52.06	-	-	74	-21.94	-	-	102	101	V
	* 12.0313	25.77	ADR	38.7	-23.8	40.67	54	-13.33	-	-	-	-	102	101	V
5	9.5557	37.33	PK-U	36.7	-24.9	49.13	-	-	-	-	68.2	-19.07	184	200	V

* - indicates frequency in CFR47 Pt 15 / IC RSS-Restricted Band
PK-U - U-NII: Maximum Peak
ADR - U-NII AD primary method, RMS average

UL VERIFICATION SERVICES INC.
47173 Benicia Street, Fremont, CA 94538; USA TEL:(510) 319-4000 FAX:(510) 661-0888
This report shall not be reproduced except in full, without the written approval of UL Verification Services Inc.

MID CHANNEL RESULTS

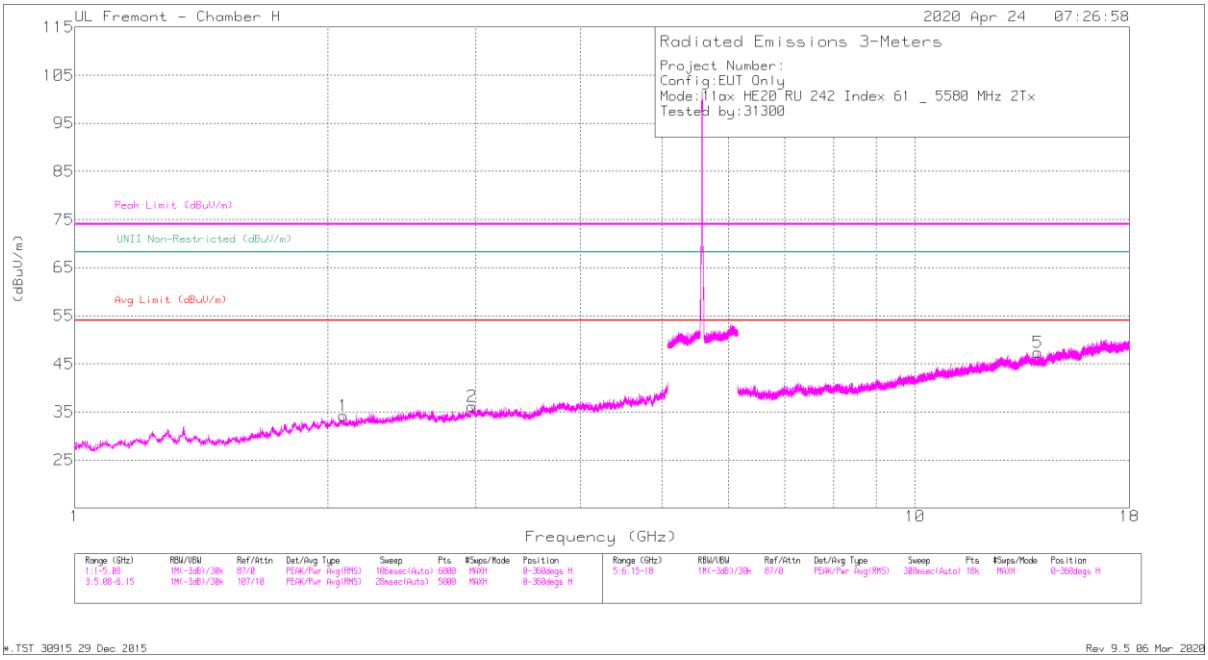

HORIZONTAL

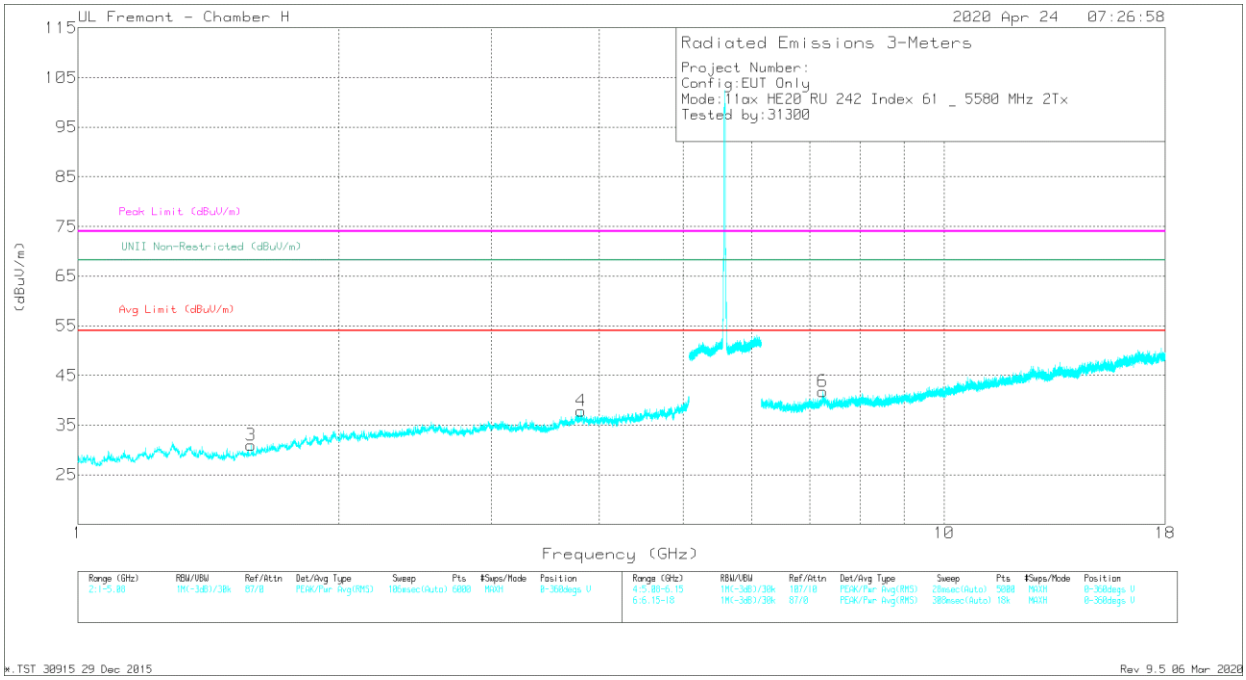

VERTICAL

UL VERIFICATION SERVICES INC.
47173 Benicia Street, Fremont, CA 94538; USA TEL:(510) 319-4000 FAX:(510) 661-0888
This report shall not be reproduced except in full, without the written approval of UL Verification Services Inc.

RADIATED EMISSIONS

Marker	Frequency (GHz)	Meter Reading (dBuV)	Det	AF T863 (dB/m)	Amp/Cbl/Fltr/Pad (dB)	Corrected Reading (dBuV/m)	Avg Limit (dBuV/m)	Margin (dB)	Peak Limit (dBuV/m)	PK Margin (dB)	UNII Non-Restricted (dBuV/m)	PK Margin (dB)	Azimuth (Degs)	Height (cm)	Polarity
3	* 1.58534	44.02	PK-U	28	-34.3	37.72	-	-	74	-36.28	-	-	36	101	V
	* 1.5853	31.95	ADR	28	-34.3	25.65	54	-28.35	-	-	-	-	36	101	V
4	* 3.80815	42.81	PK-U	33.5	-32	44.31	-	-	74	-29.69	-	-	87	101	V
	* 3.80858	31.7	ADR	33.5	-32	33.2	54	-20.8	-	-	-	-	87	101	V
1	2.08837	43.19	PK-U	31.6	-34.2	40.59	-	-	-	-	68.2	-27.61	9	101	H
2	2.96967	42.66	PK-U	32.7	-31.7	43.66	-	-	-	-	68.2	-24.54	51	200	H
6	7.24528	39.2	PK-U	35.9	-26.8	48.3	-	-	-	-	68.2	-19.9	195	200	V
5	14.0134	37.18	PK-U	39.2	-22.9	53.48	-	-	-	-	68.2	-14.72	122	200	H

* - indicates frequency in CFR47 Pt 15 / IC RSS-Restricted Band
PK-U - U-NII: Maximum Peak
ADR - U-NII AD primary method, RMS average

UL VERIFICATION SERVICES INC.
47173 Benicia Street, Fremont, CA 94538; USA TEL:(510) 319-4000 FAX:(510) 661-0888
This report shall not be reproduced except in full, without the written approval of UL Verification Services Inc.

HIGH CHANNEL RESULTS

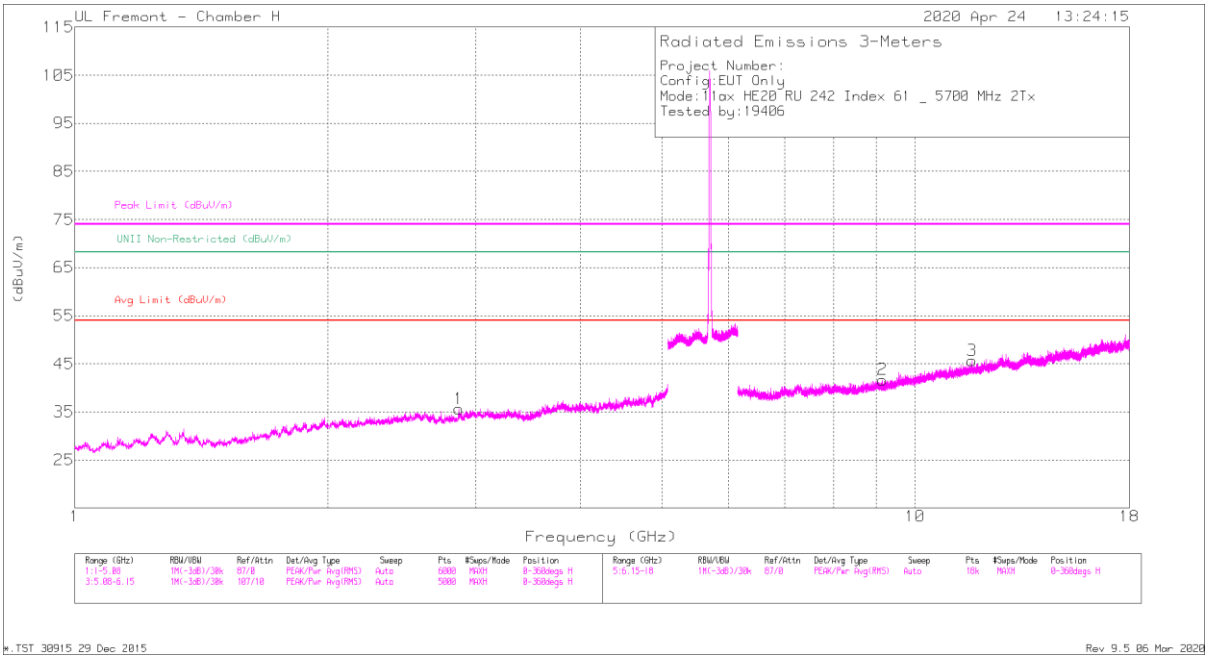

HORIZONTAL

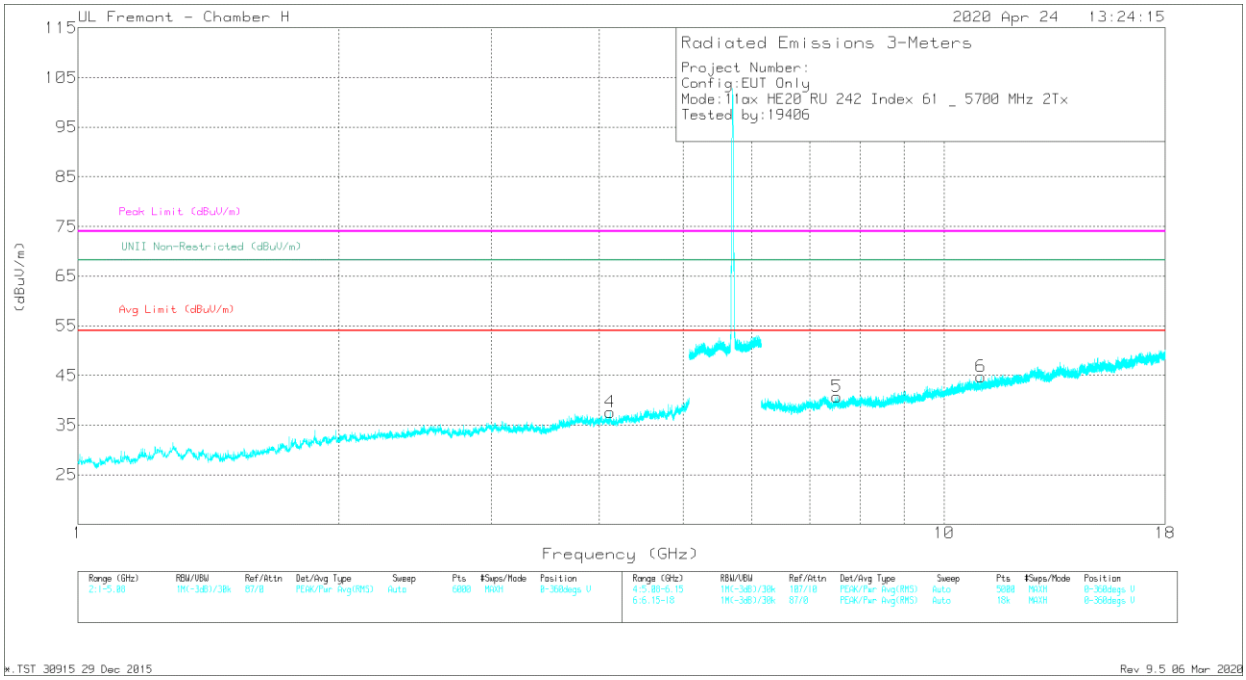

VERTICAL

UL VERIFICATION SERVICES INC.
47173 Benicia Street, Fremont, CA 94538; USA TEL:(510) 319-4000 FAX:(510) 661-0888
This report shall not be reproduced except in full, without the written approval of UL Verification Services Inc.

RADIATED EMISSIONS

Markers	Frequency (GHz)	Meter Reading (dBuV)	Det	AF T863 (dB/m)	Amp/Cbl/Fltr/Pad (dB)	Corrected Reading (dBuV/m)	Avg Limit (dBuV/m)	Margin (dB)	Peak Limit (dBuV/m)	PK Margin (dB)	Azimuth (Degs)	Height (cm)	Polarity
1	* 2.8657	42.93	PK-U	32.5	-33.2	42.23	-	-	74	-31.77	301	140	H
	* 2.86538	31.19	ADR	32.5	-33.2	30.49	54	-23.51	-	-	301	140	H
4	* 4.11808	42.83	PK-U	33.6	-32.2	44.23	-	-	74	-29.77	247	122	V
	* 4.11844	31.68	ADR	33.6	-32.2	33.08	54	-20.92	-	-	247	122	V
2	* 9.14624	38.1	PK-U	36.3	-26.2	48.2	-	-	74	-25.8	167	220	H
	* 9.14611	26.67	ADR	36.3	-26.2	36.77	54	-17.23	-	-	167	220	H
3	* 11.69436	36.77	PK-U	38.4	-23.3	51.87	-	-	74	-22.13	125	218	H
	* 11.69292	25.58	ADR	38.4	-23.3	40.68	54	-13.32	-	-	125	218	H
5	* 7.52029	39.26	PK-U	36.1	-27.9	47.46	-	-	74	-26.54	59	328	V
	* 7.52122	28.07	ADR	36	-27.9	36.17	54	-17.83	-	-	59	328	V
6	* 11.03934	36.66	PK-U	37.7	-23.7	50.66	-	-	74	-23.34	167	214	V
	* 11.03923	25.95	ADR	37.7	-23.7	39.95	54	-14.05	-	-	167	214	V

* - indicates frequency in CFR47 Pt 15 / IC RSS-Restricted Band
PK-U - U-NII: Maximum Peak
ADR - U-NII AD primary method, RMS average

UL VERIFICATION SERVICES INC.
47173 Benicia Street, Fremont, CA 94538; USA TEL:(510) 319-4000 FAX:(510) 661-0888
This report shall not be reproduced except in full, without the written approval of UL Verification Services Inc.

CHANNEL 144 RESULTS

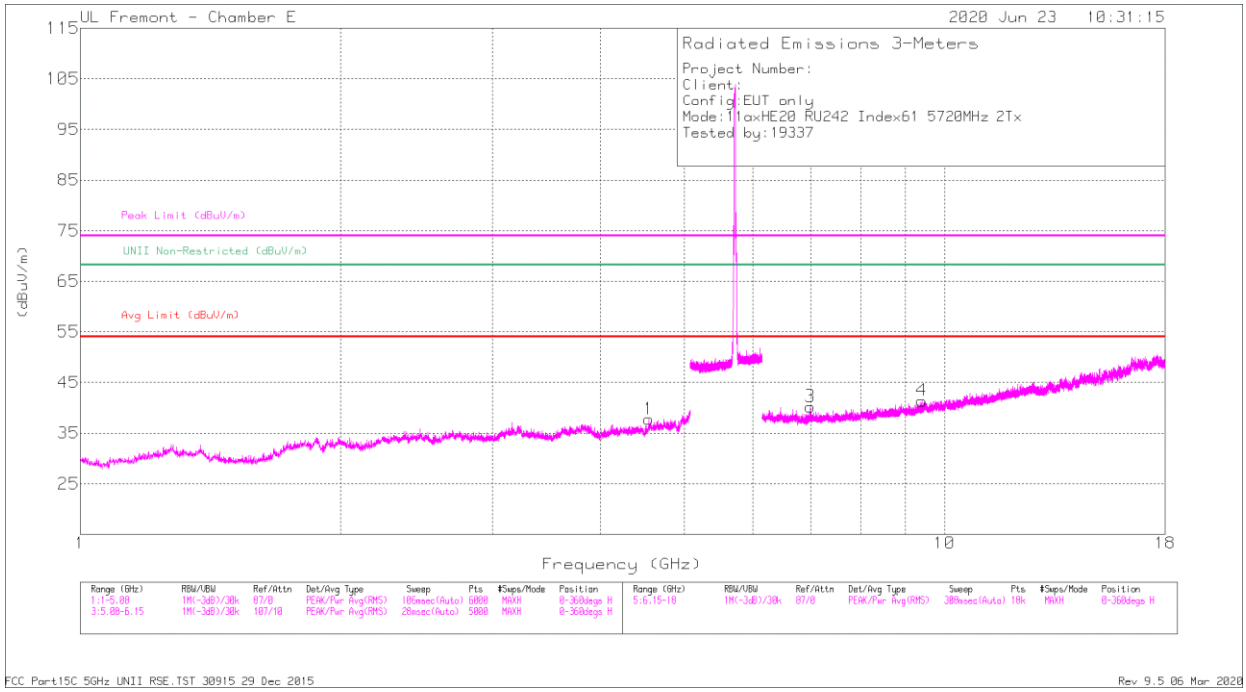

HORIZONTAL

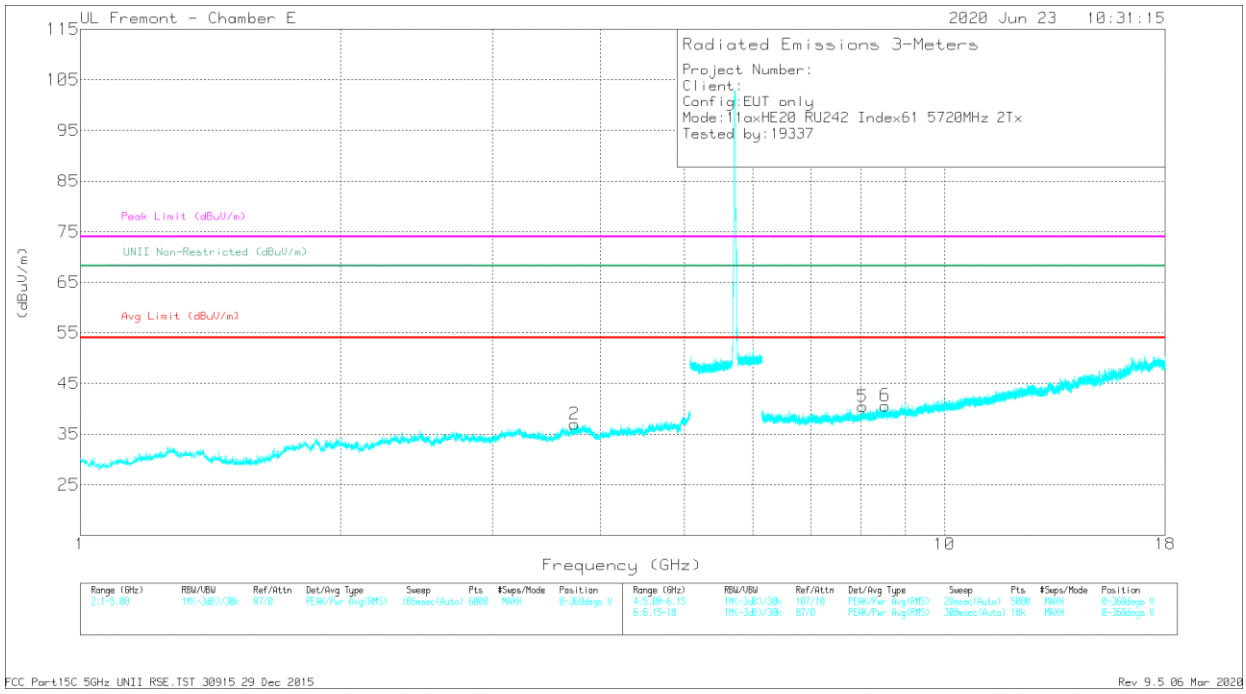

VERTICAL

UL VERIFICATION SERVICES INC.
47173 Benicia Street, Fremont, CA 94538; USA TEL:(510) 319-4000 FAX:(510) 661-0888
This report shall not be reproduced except in full, without the written approval of UL Verification Services Inc.

RADIATED EMISSIONS

Marker	Frequency (GHz)	Meter Reading (dBuV)	Det	AF T712 (dB/m)	Amp/Cbl/Fltr/Pad (dB)	Corrected Reading (dBuV/m)	Avg Limit (dBuV/m)	Margin (dB)	Peak Limit (dBuV/m)	PK Margin (dB)	UNII Non-Restricted (dBuV/m)	PK Margin (dB)	Azimuth (Degs)	Height (cm)	Polarity
1	* 4.5505	42.26	PK-U	34.1	-32	44.36	-	-	74	-29.64	-	-	3	101	H
	* 4.54758	30.48	ADR	34.1	-32.1	32.48	54	-21.52	-	-	-	-	3	101	H
2	* 3.7303	42.82	PK-U	33.3	-33.3	42.82	-	-	74	-31.18	-	-	265	178	V
	* 3.73186	31.34	ADR	33.3	-33.3	31.34	54	-22.66	-	-	-	-	265	178	V
4	* 9.41179	36.48	PK-U	36.5	-26	46.98	-	-	74	-27.02	-	-	248	210	H
	* 9.41046	25.26	ADR	36.5	-26	35.76	54	-18.24	-	-	-	-	248	210	H
5	* 8.04235	38.41	PK-U	35.8	-28.1	46.11	-	-	74	-27.89	-	-	36	101	V
	* 8.04119	26.6	ADR	35.8	-28.1	34.3	54	-19.7	-	-	-	-	36	101	V
3	6.99152	38.83	PK-U	35.7	-28.4	46.13	-	-	-	-	68.2	-22.07	174	169	H
6	8.54264	37.63	PK-U	35.9	-26.8	46.73	-	-	-	-	68.2	-21.47	105	114	V

* - indicates frequency in CFR47 Pt 15 / IC RSS-Restricted Band
PK-U - U-NII: Maximum Peak
ADR - U-NII AD primary method, RMS average

UL VERIFICATION SERVICES INC.
47173 Benicia Street, Fremont, CA 94538; USA TEL:(510) 319-4000 FAX:(510) 661-0888
This report shall not be reproduced except in full, without the written approval of UL Verification Services Inc.

2TX ANTENNA 6 + ANTENNA 5 OFDMA MODE – 26 Tones, RU Index 0

BANDEDGE (LOW CHANNEL)

HORIZONTAL RESULT

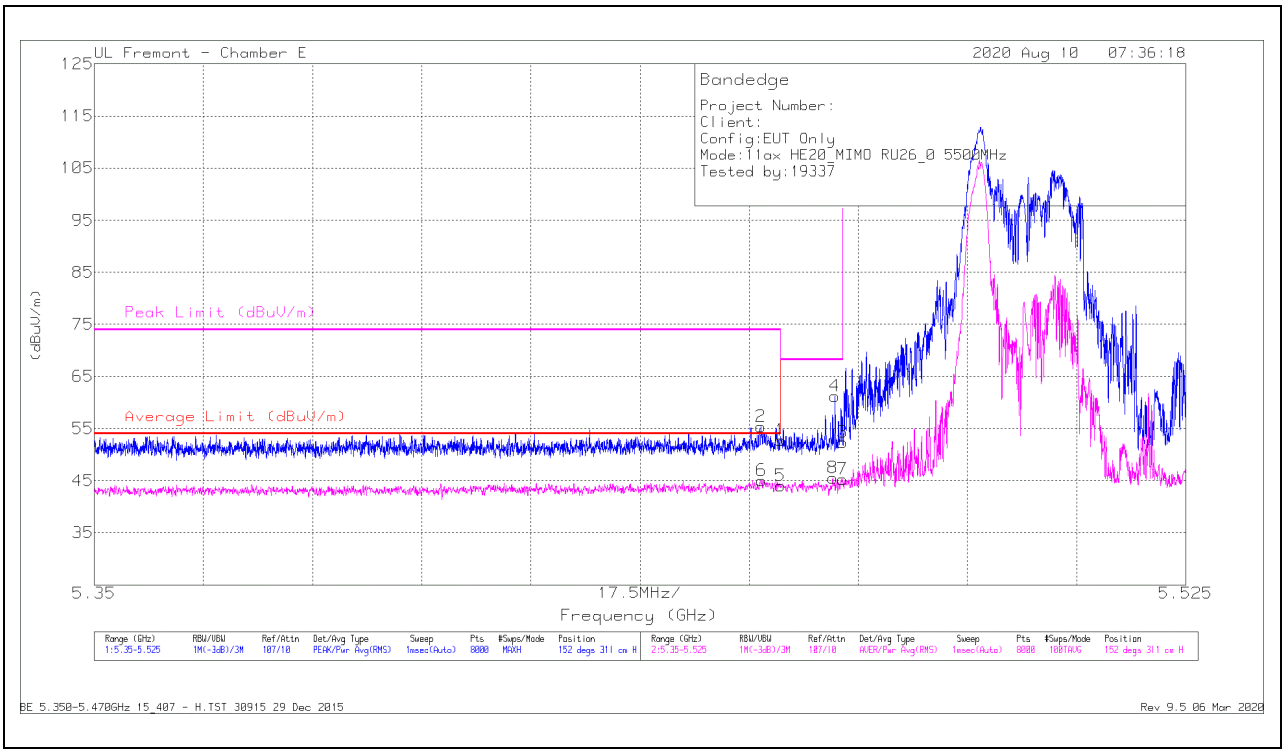

Marker	Frequency (GHz)	Meter Reading (dBuV)	Det	AF T712 (dB/m)	Amp/Cbl/Fltr/Pad (dB)	Corrected Reading (dBuV/m)	Average Limit (dBuV/m)	Margin (dB)	Peak Limit (dBuV/m)	PK Margin (dB)	Azimuth (Degs)	Height (cm)	Polarity
1	* 5.45998	39.99	Pk	34.5	-21.7	52.79	-	-	74	-21.21	152	311	H
2	* 5.4569	42.46	Pk	34.6	-21.7	55.36	-	-	74	-18.64	152	311	H
5	* 5.45998	31.23	RMS	34.5	-21.7	44.03	54	-9.97	-	-	152	311	H
6	* 5.45703	32.16	RMS	34.6	-21.7	45.06	54	-8.94	-	-	152	311	H
8	5.4684	32.67	RMS	34.5	-21.7	45.47	-	-	-	-	152	311	H
4	5.46873	48.37	Pk	34.5	-21.7	61.17	-	-	68.2	-7.03	152	311	H
3	5.46998	39.48	Pk	34.6	-21.7	52.38	-	-	68.2	-15.82	152	311	H
7	5.46998	32.33	RMS	34.6	-21.7	45.23	-	-	-	-	152	311	H

* - indicates frequency in CFR47 Pt 15 / IC RSS-Restricted Band
Pk - Peak detector
RMS - RMS detection

UL VERIFICATION SERVICES INC.
47173 Benicia Street, Fremont, CA 94538; USA TEL:(510) 319-4000 FAX:(510) 661-0888
This report shall not be reproduced except in full, without the written approval of UL Verification Services Inc.

VERTICAL RESULT

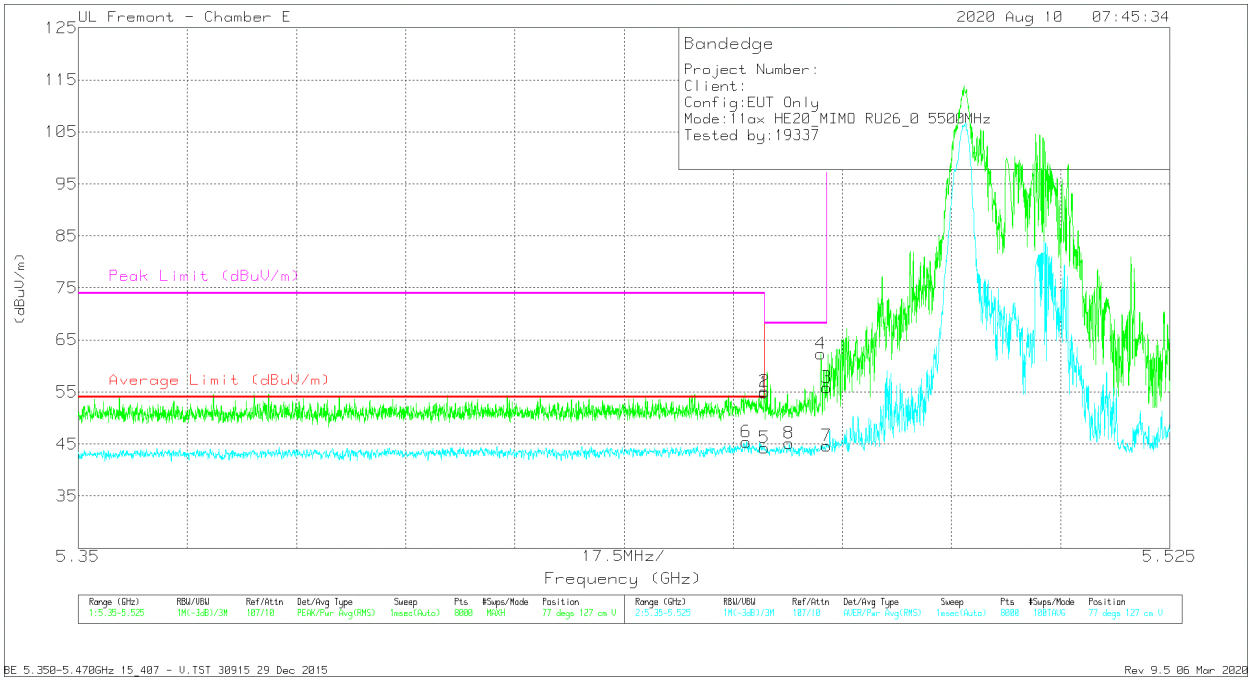

Marker	Frequency (GHz)	Meter Reading (dBuV)	Det	AF T712 (dB/m)	Amp/Cbl/Fltr/Pad (dB)	Corrected Reading (dBuV/m)	Average Limit (dBuV/m)	Margin (dB)	Peak Limit (dBuV/m)	PK Margin (dB)	Azimuth (Degs)	Height (cm)	Polarity
1	* 5.45998	42.01	Pk	34.5	-21.7	54.81	-	-	74	-19.19	77	127	V
2	* 5.45996	42.29	Pk	34.5	-21.7	55.09	-	-	74	-18.91	77	127	V
5	* 5.45998	31.52	RMS	34.5	-21.7	44.32	54	-9.68	-	-	77	127	V
6	* 5.45714	32.51	RMS	34.6	-21.7	45.41	54	-8.59	-	-	77	127	V
8	5.46398	32.33	RMS	34.5	-21.7	45.13	-	-	-	-	77	127	V
4	5.46906	49.49	Pk	34.6	-21.7	62.39	-	-	68.2	-5.81	77	127	V
3	5.46998	43.01	Pk	34.6	-21.7	55.91	-	-	68.2	-12.29	77	127	V
7	5.46998	31.77	RMS	34.6	-21.7	44.67	-	-	-	-	77	127	V

* - indicates frequency in CFR47 Pt 15 / IC RSS-Restricted Band
Pk - Peak detector
RMS - RMS detection

UL VERIFICATION SERVICES INC.
47173 Benicia Street, Fremont, CA 94538; USA TEL:(510) 319-4000 FAX:(510) 661-0888
This report shall not be reproduced except in full, without the written approval of UL Verification Services Inc.

2TX ANTENNA 6 + ANTENNA 5 OFDMA MODE – 26 Tones, RU Index 8

BANDEDGE (HIGH CHANNEL)

HORIZONTAL RESULT

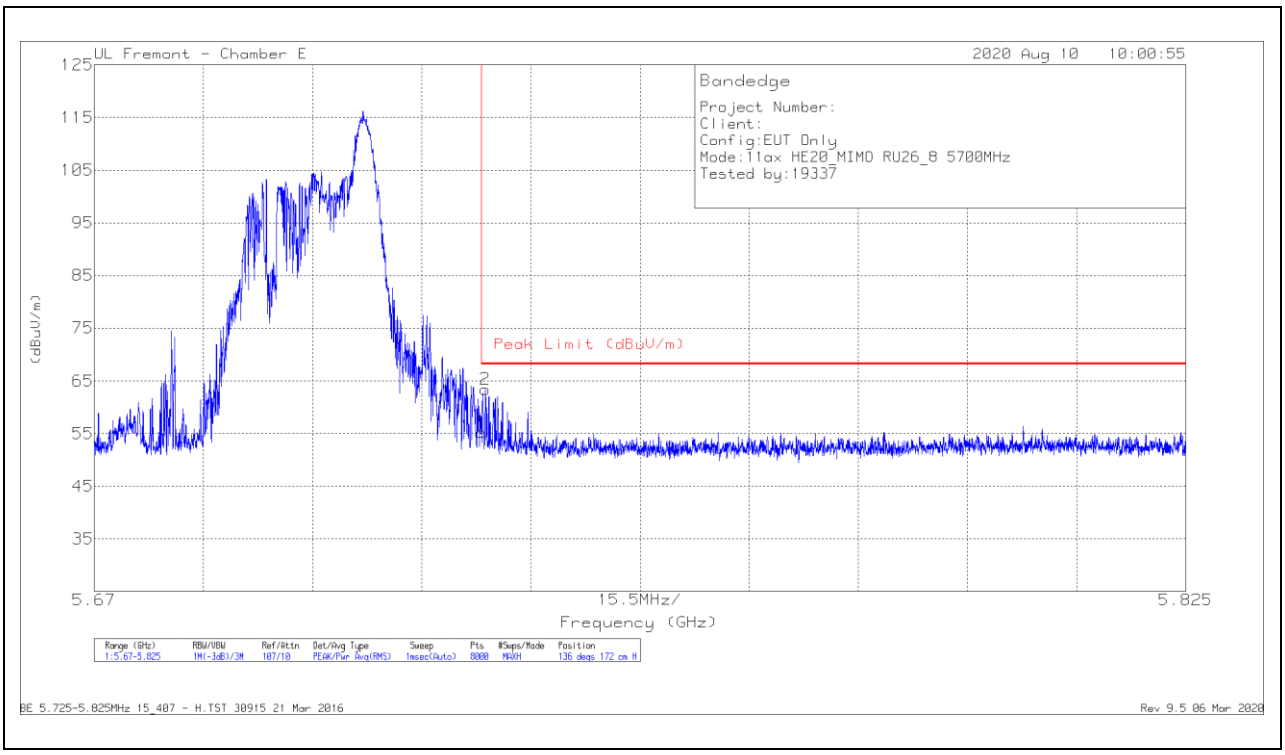

Marker	Frequency (GHz)	Meter Reading (dBuV)	Det	AF T712 (dB/m)	Amp/Cbl/Fltr/Pad (dB)	Corrected Reading (dBuV/m)	Peak Limit (dBuV/m)	PK Margin (dB)	Azimuth (Degs)	Height (cm)	Polarity
1	5.72501	41.78	Pk	34.7	-21.2	55.28	68.2	-12.92	136	172	H
2	5.72553	49.9	Pk	34.7	-21.2	63.4	68.2	-4.8	136	172	H

Pk - Peak detector

UL VERIFICATION SERVICES INC.
47173 Benicia Street, Fremont, CA 94538; USA TEL:(510) 319-4000 FAX:(510) 661-0888
This report shall not be reproduced except in full, without the written approval of UL Verification Services Inc.

VERTICAL RESULT

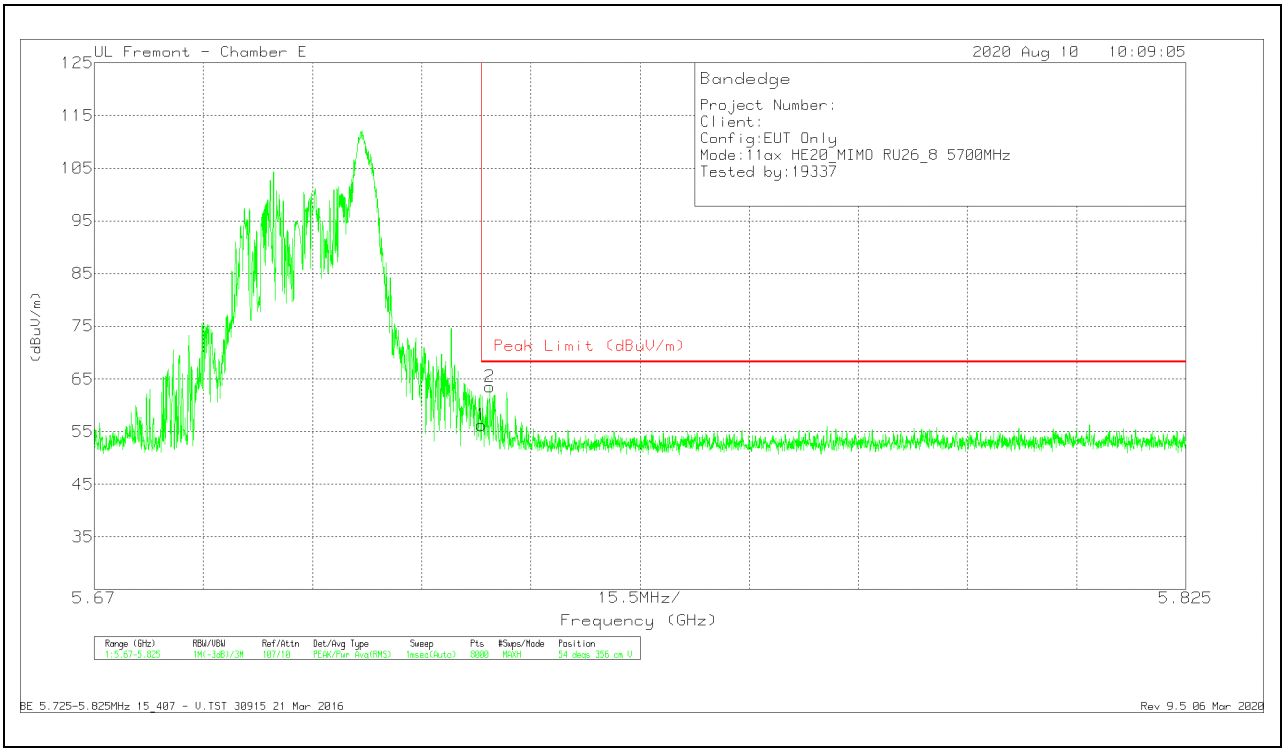

Marker	Frequency (GHz)	Meter Reading (dBuV)	Det	AF T712 (dB/m)	Amp/Cbl/Fltr/Pad (dB)	Corrected Reading (dBuV/m)	Peak Limit (dBuV/m)	PK Margin (dB)	Azimuth (Degs)	Height (cm)	Polarity
1	5.72501	42.78	Pk	34.7	-21.2	56.28	68.2	-11.92	54	356	V
2	5.72615	50	Pk	34.7	-21.2	63.5	68.2	-4.7	54	356	V

Pk - Peak detector

UL VERIFICATION SERVICES INC.
47173 Benicia Street, Fremont, CA 94538; USA TEL:(510) 319-4000 FAX:(510) 661-0888
This report shall not be reproduced except in full, without the written approval of UL Verification Services Inc.

HARMONICS AND SPURIOUS EMISSIONS

LOW CHANNEL RESULTS

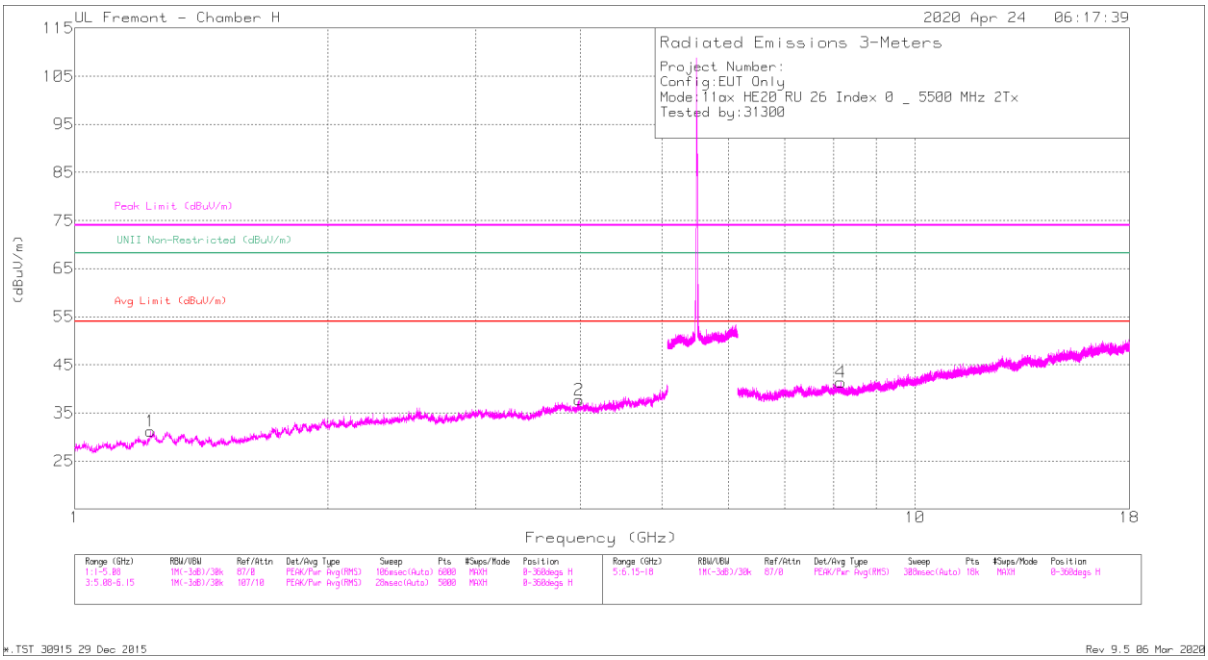

HORIZONTAL

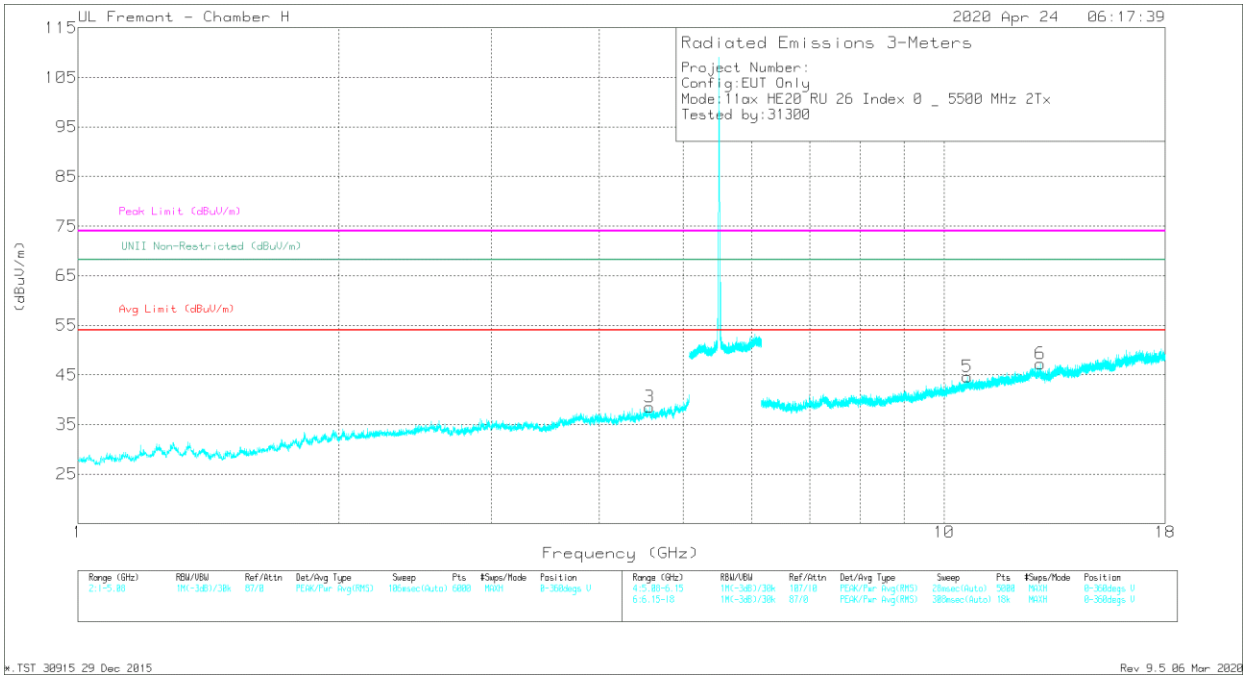

VERTICAL

UL VERIFICATION SERVICES INC.
47173 Benicia Street, Fremont, CA 94538; USA TEL:(510) 319-4000 FAX:(510) 661-0888
This report shall not be reproduced except in full, without the written approval of UL Verification Services Inc.

RADIATED EMISSIONS

Marker	Frequency (GHz)	Meter Reading (dBuV)	Det	AF T863 (dB/m)	Amp/Cbl/Fltr/Pad (dB)	Corrected Reading (dBuV/m)	Avg Limit (dBuV/m)	Margin (dB)	Peak Limit (dBuV/m)	PK Margin (dB)	UNII Non-Restricted (dBuV/m)	PK Margin (dB)	Azimuth (Degs)	Height (cm)	Polarity
1	* 1.23116	45.2	PK-U	28.8	-35.4	38.6	-	-	74	-35.4	-	-	25	200	H
	* 1.23143	32.96	ADR	28.8	-35.4	26.36	54	-27.64	-	-	-	-	25	200	H
2	* 3.98042	42.75	PK-U	33.5	-32.1	44.15	-	-	74	-29.85	-	-	93	200	H
	* 3.98093	31.54	ADR	33.5	-32.1	32.94	54	-21.06	-	-	-	-	93	200	H
3	* 4.57136	42.45	PK-U	34.2	-30.6	46.05	-	-	74	-27.95	-	-	138	200	V
	* 4.56973	30.4	ADR	34.2	-30.6	34	54	-20	-	-	-	-	138	200	V
4	* 8.16298	38.27	PK-U	36	-27	47.27	-	-	74	-26.73	-	-	213	200	H
	* 8.16142	27.17	ADR	36	-27	36.17	54	-17.83	-	-	-	-	213	200	H
5	* 10.6399	37.11	PK-U	37.6	-23.8	50.91	-	-	74	-23.09	-	-	95	101	V
	* 10.6387	26.23	ADR	37.6	-23.8	40.03	54	-13.97	-	-	-	-	95	101	V
6	12.91015	36.88	PK-U	39.7	-23.6	52.98	-	-	-	-	68.2	-15.22	75	101	V

* - indicates frequency in CFR47 Pt 15 / IC RSS-Restricted Band
PK-U - U-NII: Maximum Peak
ADR - U-NII AD primary method, RMS average

UL VERIFICATION SERVICES INC.
47173 Benicia Street, Fremont, CA 94538; USA TEL:(510) 319-4000 FAX:(510) 661-0888
This report shall not be reproduced except in full, without the written approval of UL Verification Services Inc.

MID CHANNEL RESULTS

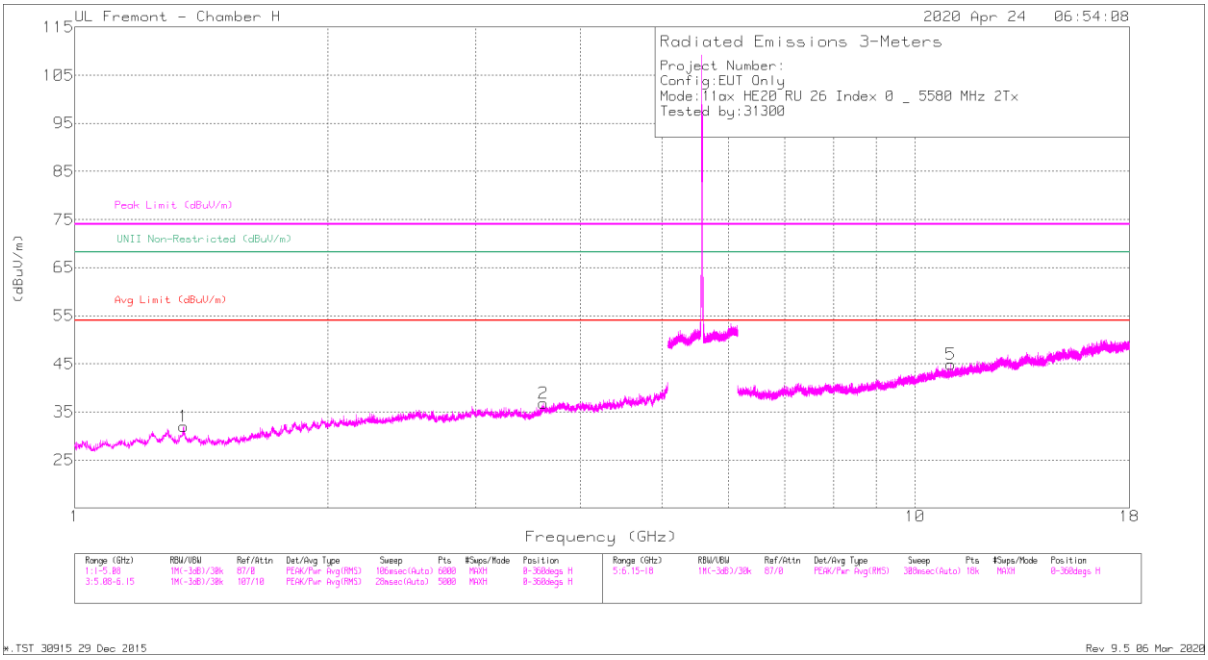

HORIZONTAL

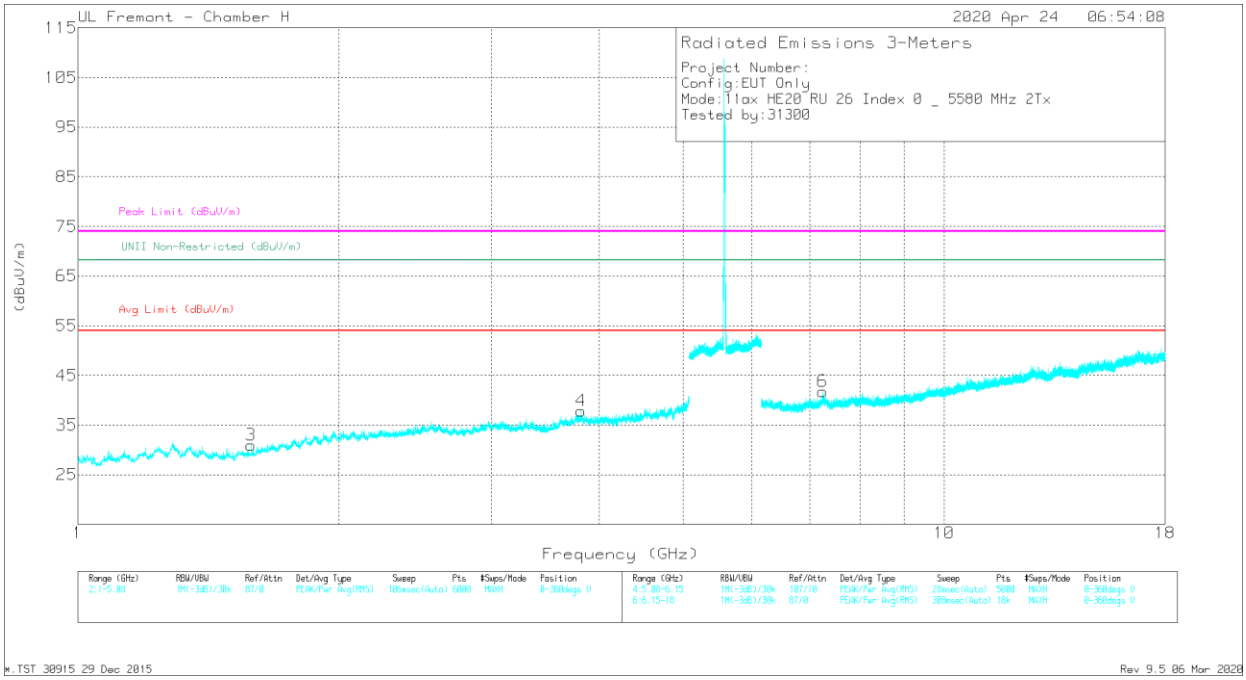

VERTICAL

UL VERIFICATION SERVICES INC.
47173 Benicia Street, Fremont, CA 94538; USA TEL:(510) 319-4000 FAX:(510) 661-0888
This report shall not be reproduced except in full, without the written approval of UL Verification Services Inc.

RADIATED EMISSIONS

Marker	Frequency (GHz)	Meter Reading (dBuV)	Det	AF T863 (dB/m)	Amp/Cbl/Fltr/Pad (dB)	Corrected Reading (dBuV/m)	Avg Limit (dBuV/m)	Margin (dB)	Peak Limit (dBuV/m)	PK Margin (dB)	UNII Non-Restricted (dBuV/m)	PK Margin (dB)	Azimuth (Degs)	Height (cm)	Polarity
1	* 1.34894	44.22	PK-U	29	-35.2	38.02	-	-	74	-35.98	-	-	12	200	H
	* 1.34709	32.9	ADR	29	-35.2	26.7	54	-27.3	-	-	-	-	12	200	H
2	* 3.61279	43.57	PK-U	33.1	-32.4	44.27	-	-	74	-29.73	-	-	46	101	H
	* 3.61434	31.73	ADR	33.1	-32.4	32.43	54	-21.57	-	-	-	-	46	101	H
3	* 1.58389	44.15	PK-U	27.9	-34.3	37.75	-	-	74	-36.25	-	-	23	101	V
	* 1.58326	32.03	ADR	27.9	-34.3	25.63	54	-28.37	-	-	-	-	23	101	V
4	* 3.80835	43.43	PK-U	33.5	-32	44.93	-	-	74	-29.07	-	-	57	101	V
	* 3.81049	31.87	ADR	33.5	-32	33.37	54	-20.63	-	-	-	-	57	101	V
5	* 11.0277	36.72	PK-U	37.7	-23.7	50.72	-	-	74	-23.28	-	-	43	200	H
	* 11.0245	25.71	ADR	37.7	-23.6	39.81	54	-14.19	-	-	-	-	43	200	H
6	7.24832	38.76	PK-U	35.9	-26.7	47.96	-	-	-	-	68.2	-20.24	93	200	V

* - indicates frequency in CFR47 Pt 15 / IC RSS-Restricted Band
PK-U - U-NII: Maximum Peak
ADR - U-NII AD primary method, RMS average

UL VERIFICATION SERVICES INC.
47173 Benicia Street, Fremont, CA 94538; USA TEL:(510) 319-4000 FAX:(510) 661-0888
This report shall not be reproduced except in full, without the written approval of UL Verification Services Inc.

HIGH CHANNEL RESULTS

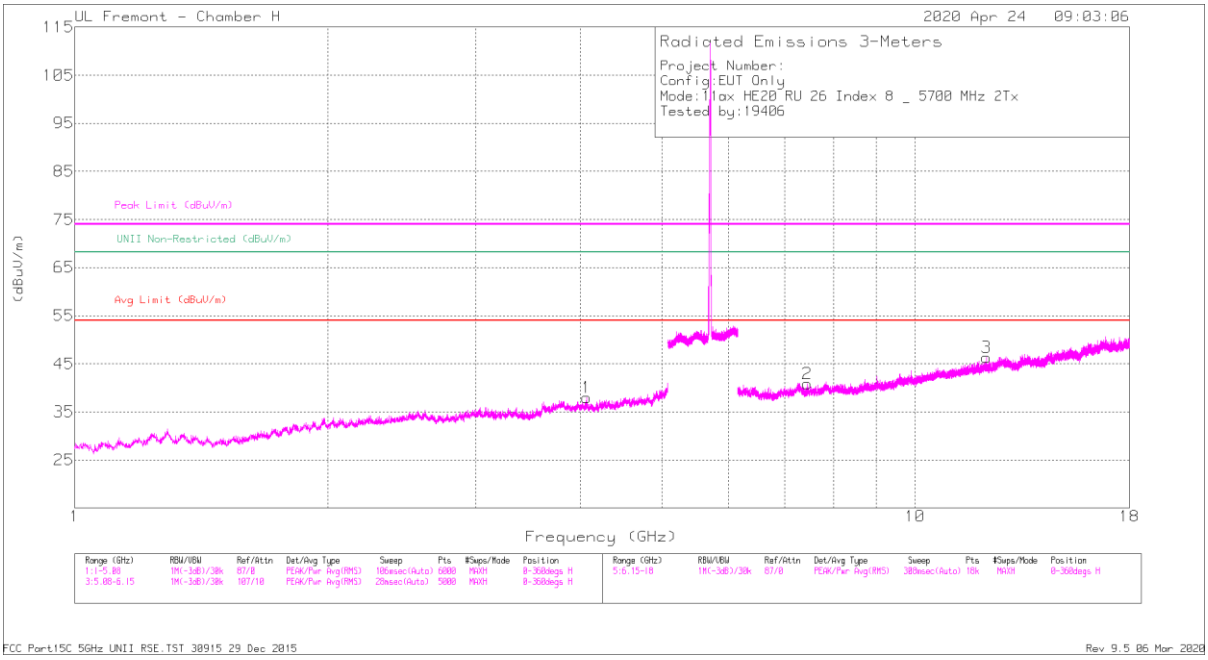

HORIZONTAL

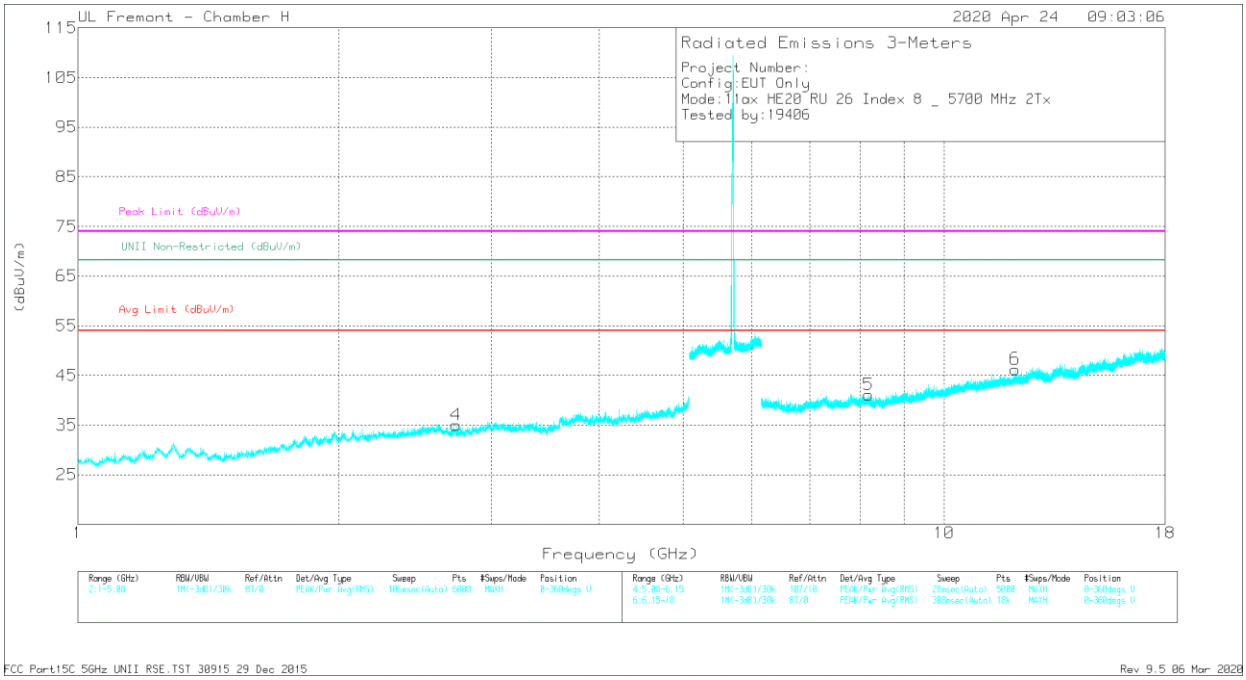

VERTICAL

UL VERIFICATION SERVICES INC.
47173 Benicia Street, Fremont, CA 94538; USA TEL:(510) 319-4000 FAX:(510) 661-0888
This report shall not be reproduced except in full, without the written approval of UL Verification Services Inc.

RADIATED EMISSIONS

Markers	Frequency (GHz)	Meter Reading (dBuV)	Det	AF T863 (dB/m)	Amp/Cbl/Fltr/Pad (dB)	Corrected Reading (dBuV/m)	Avg Limit (dBuV/m)	Margin (dB)	Peak Limit (dBuV/m)	PK Margin (dB)	Azimuth (Degs)	Height (cm)	Polarity
1	* 4.0664	42.97	PK-U	33.5	-32	44.47	-	-	74	-29.53	269	123	H
	* 4.06964	31.67	ADR	33.6	-32	33.27	54	-20.73	-	-	269	123	H
4	* 2.73198	42.61	PK-U	32.2	-33.5	41.31	-	-	74	-32.69	171	160	V
	* 2.73279	31.41	ADR	32.2	-33.5	30.11	54	-23.89	-	-	171	160	V
2	* 7.44646	39.4	PK-U	36.1	-28.3	47.2	-	-	74	-26.8	74	196	H
	* 7.44799	28.13	ADR	36.1	-28.2	36.03	54	-17.97	-	-	74	196	H
3	* 12.1677	37.01	PK-U	38.9	-23.8	52.11	-	-	74	-21.89	24	254	H
	* 12.1682	25.77	ADR	38.9	-23.8	40.87	54	-13.13	-	-	24	254	H
5	* 8.17702	38.51	PK-U	36	-27	47.51	-	-	74	-26.49	157	203	V
	* 8.17672	27.45	ADR	36	-27	36.45	54	-17.55	-	-	157	203	V
6	* 12.0936	37.08	PK-U	38.8	-23.9	51.98	-	-	74	-22.02	249	161	V
	* 12.0925	25.92	ADR	38.8	-23.9	40.82	54	-13.18	-	-	249	161	V

* - indicates frequency in CFR47 Pt 15 / IC RSS-Restricted Band
PK-U - U-NII: Maximum Peak
ADR - U-NII AD primary method, RMS average

UL VERIFICATION SERVICES INC.
47173 Benicia Street, Fremont, CA 94538; USA TEL:(510) 319-4000 FAX:(510) 661-0888
This report shall not be reproduced except in full, without the written approval of UL Verification Services Inc.

CHANNEL 144 RESULTS

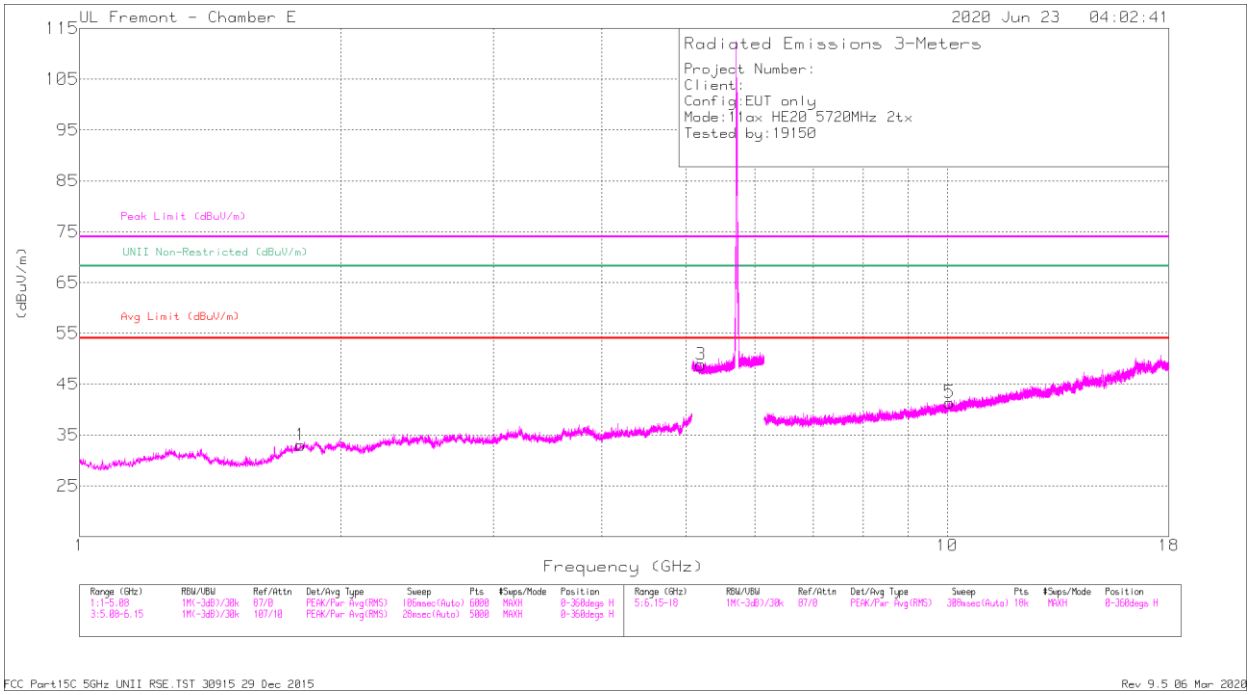

HORIZONTAL

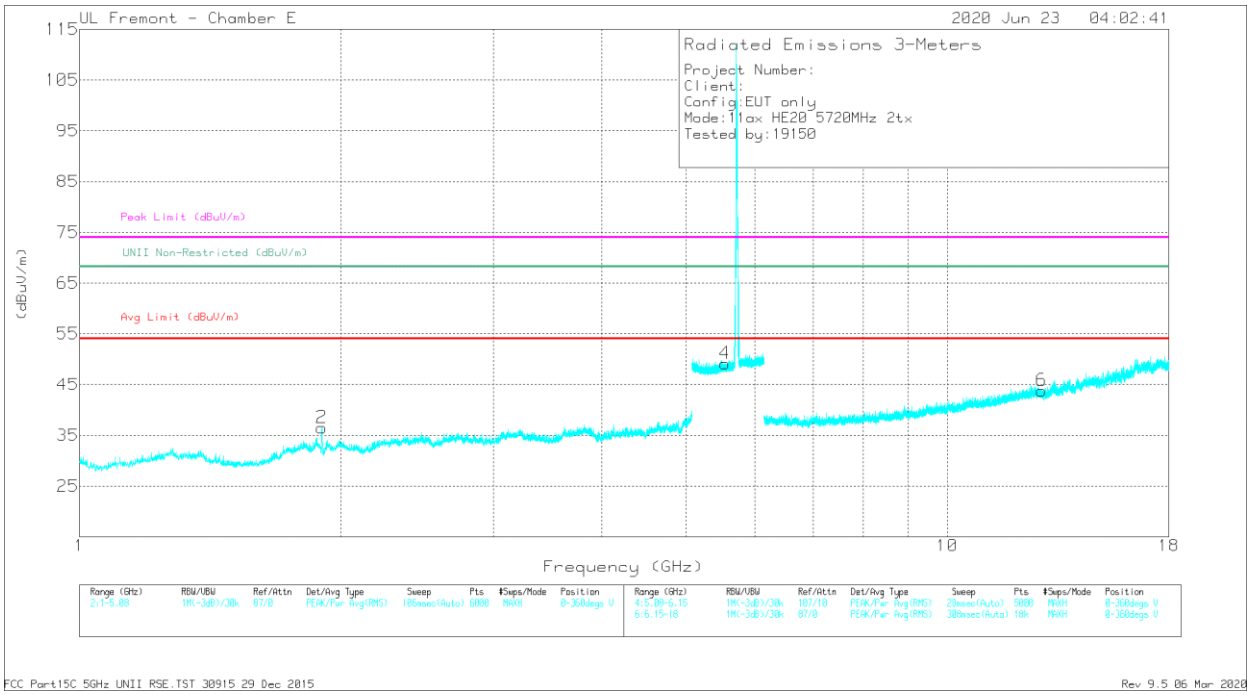

VERTICAL

UL VERIFICATION SERVICES INC.
47173 Benicia Street, Fremont, CA 94538; USA TEL:(510) 319-4000 FAX:(510) 661-0888
This report shall not be reproduced except in full, without the written approval of UL Verification Services Inc.

RADIATED EMISSIONS

Markers	Frequency (GHz)	Meter Reading (dBuV)	Det	AF T712 (dB/m)	Amp/Cbl/Fltr/Pad (dB)	Corrected Reading (dBuV/m)	UNII Non-Restricted (dBuV/m)	PK Margin (dB)	Azimuth (Degs)	Height (cm)	Polarity
1	1.79679	45.48	PK-U	30.5	-35	40.98	68.2	-27.22	360	101	H
2	1.90099	44.69	PK-U	30.8	-35.5	39.99	68.2	-28.21	57	113	V
3	5.20019	43.78	PK-U	34.3	-22.3	55.78	68.2	-12.42	57	113	H
4	5.54432	43.48	PK-U	34.6	-21.8	56.28	68.2	-11.92	57	113	V
5	10.05595	36.52	PK-U	36.9	-25.5	47.92	68.2	-20.28	57	113	H
6	12.84828	35.46	PK-U	39	-23.6	50.86	68.2	-17.34	57	113	V

PK-U - U-NII: Maximum Peak
ADR - U-NII AD primary method, RMS average

UL VERIFICATION SERVICES INC.
47173 Benicia Street, Fremont, CA 94538; USA TEL:(510) 319-4000 FAX:(510) 661-0888
This report shall not be reproduced except in full, without the written approval of UL Verification Services Inc.

1.1.17. TX ABOVE 1 GHz 802.11ax HE40 MODE IN THE 5.6 GHz BAND

ANTENNA 6 – 484 Tones, RU Index 65

BANDEDGE (LOW CHANNEL)

HORIZONTAL RESULT

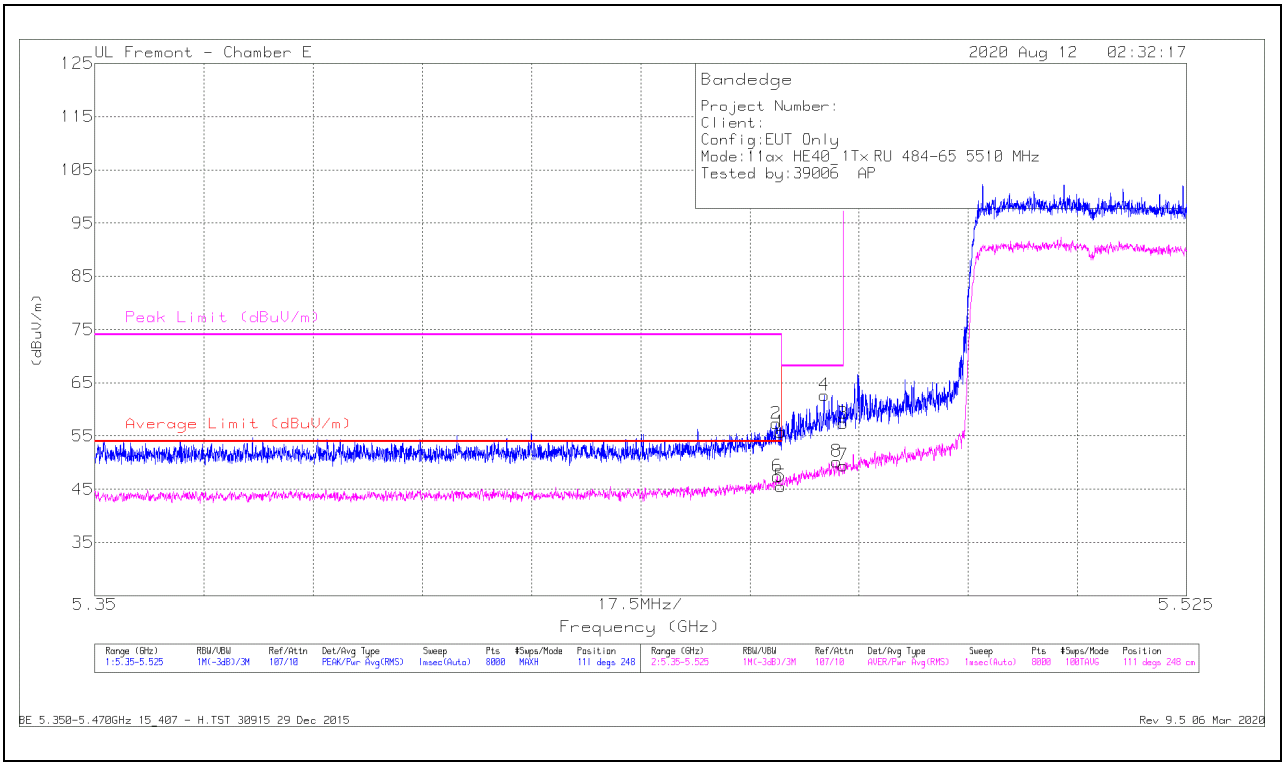

Marker	Frequency (GHz)	Meter Reading (dBuV)	Det	AF T712 (dB/m)	Amp/Cbl/Fltr/Pad (dB)	Corrected Reading (dBuV/m)	Average Limit (dBuV/m)	Margin (dB)	Peak Limit (dBuV/m)	PK Margin (dB)	Azimuth (Degs)	Height (cm)	Polarity
1	* 5.45998	42.94	Pk	34.5	-21.7	55.74	-	-	74	-18.26	111	248	H
2	* 5.45919	44.47	Pk	34.6	-21.7	57.37	-	-	74	-16.63	111	248	H
5	* 5.45998	32.76	RMS	34.5	-21.7	45.56	54	-8.44	-	-	111	248	H
6	* 5.45939	34.53	RMS	34.6	-21.7	47.43	54	-6.57	-	-	111	248	H
4	5.46692	49.88	Pk	34.5	-21.7	62.68	-	-	68.2	-5.52	111	248	H
8	5.46891	37.41	RMS	34.5	-21.7	50.21	-	-	-	-	111	248	H
3	5.46998	44.46	Pk	34.6	-21.7	57.36	-	-	68.2	-10.84	111	248	H
7	5.46998	36.58	RMS	34.6	-21.7	49.48	-	-	-	-	111	248	H

* - indicates frequency in CFR47 Pt 15 / IC RSS-Restricted Band
Pk - Peak detector
RMS - RMS detection

UL VERIFICATION SERVICES INC.
47173 Benicia Street, Fremont, CA 94538; USA TEL:(510) 319-4000 FAX:(510) 661-0888
This report shall not be reproduced except in full, without the written approval of UL Verification Services Inc.

VERTICAL RESULT

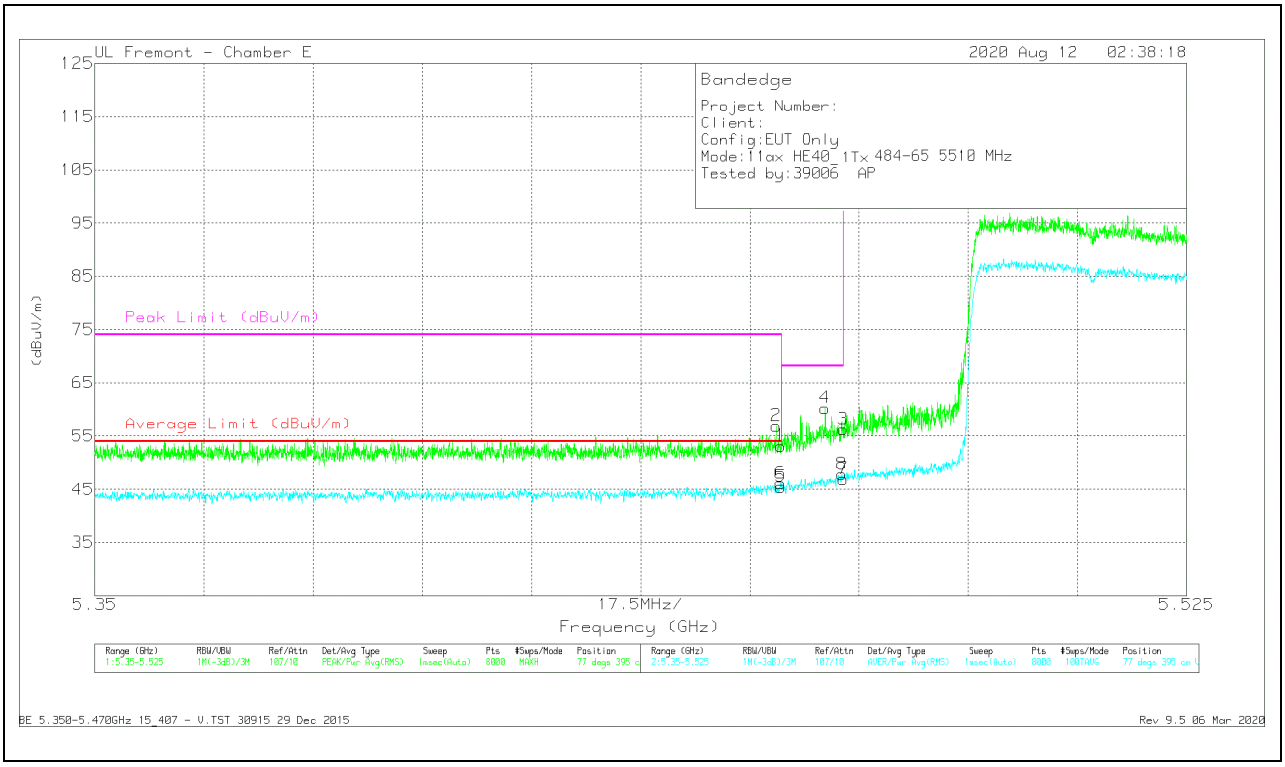

Marker	Frequency (GHz)	Meter Reading (dBuV)	Det	AF T712 (dB/m)	Amp/Cbl/Fltr/Pad (dB)	Corrected Reading (dBuV/m)	Average Limit (dBuV/m)	Margin (dB)	Peak Limit (dBuV/m)	PK Margin (dB)	Azimuth (Degs)	Height (cm)	Polarity
1	* 5.45998	40.33	Pk	34.5	-21.7	53.13	-	-	74	-20.87	77	395	V
2	* 5.45922	44.03	Pk	34.6	-21.7	56.93	-	-	74	-17.07	77	395	V
5	* 5.45998	32.67	RMS	34.5	-21.7	45.47	54	-8.53	-	-	77	395	V
6	* 5.45989	33.33	RMS	34.5	-21.7	46.13	54	-7.87	-	-	77	395	V
4	5.46705	47.44	Pk	34.5	-21.7	60.24	-	-	68.2	-7.96	77	395	V
8	5.46972	34.93	RMS	34.6	-21.7	47.83	-	-	-	-	77	395	V
3	5.46998	43.36	Pk	34.6	-21.7	56.26	-	-	68.2	-11.94	77	395	V
7	5.46998	34.04	RMS	34.6	-21.7	46.94	-	-	-	-	77	395	V

* - indicates frequency in CFR47 Pt 15 / IC RSS-Restricted Band
Pk - Peak detector
RMS - RMS detection

UL VERIFICATION SERVICES INC.
47173 Benicia Street, Fremont, CA 94538; USA TEL:(510) 319-4000 FAX:(510) 661-0888
This report shall not be reproduced except in full, without the written approval of UL Verification Services Inc.

BANDEDGE (HIGH CHANNEL)

HORIZONTAL RESULT

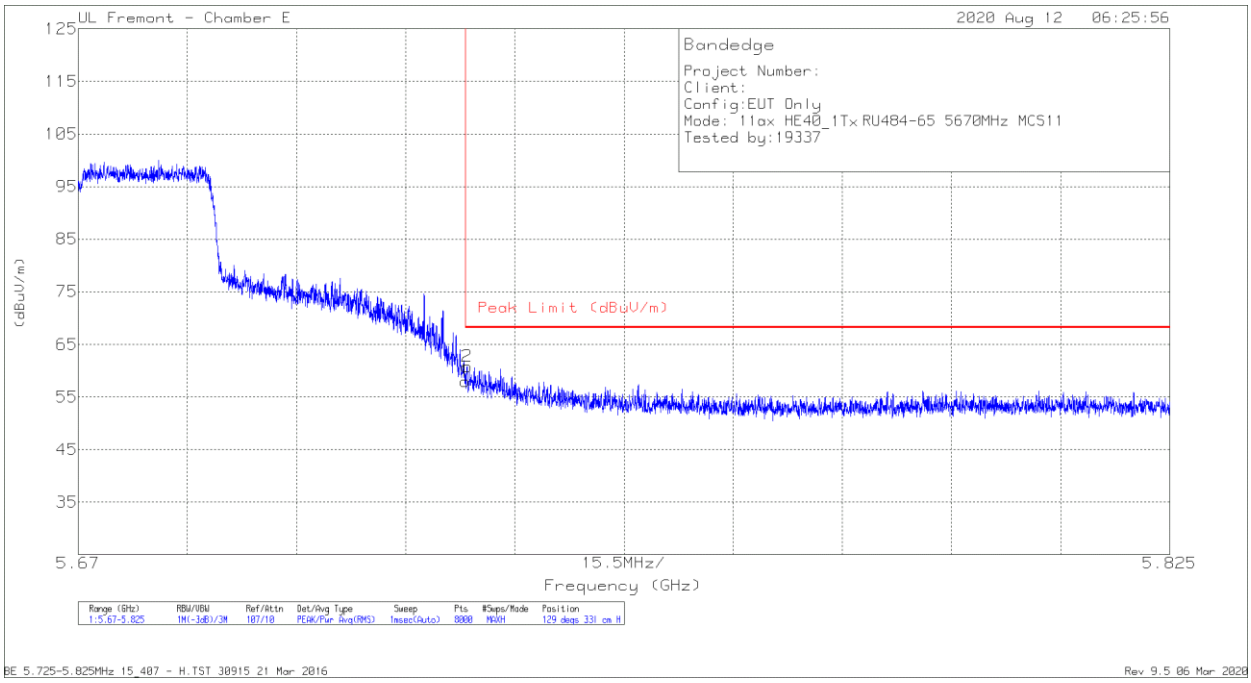

Marker	Frequency (GHz)	Meter Reading (dBuV)	Det	AF T712 (dB/m)	Amp/Cbl/Fltr/Pad (dB)	Corrected Reading (dBuV/m)	Peak Limit (dBuV/m)	PK Margin (dB)	Azimuth (Degs)	Height (cm)	Polarity
1	5.72501	44.48	Pk	34.7	-21.2	57.98	68.2	-10.22	129	331	H
2	5.72521	47.27	Pk	34.7	-21.2	60.77	68.2	-7.43	129	331	H

Pk - Peak detector

UL VERIFICATION SERVICES INC.
47173 Benicia Street, Fremont, CA 94538; USA TEL:(510) 319-4000 FAX:(510) 661-0888
This report shall not be reproduced except in full, without the written approval of UL Verification Services Inc.

VERTICAL RESULT

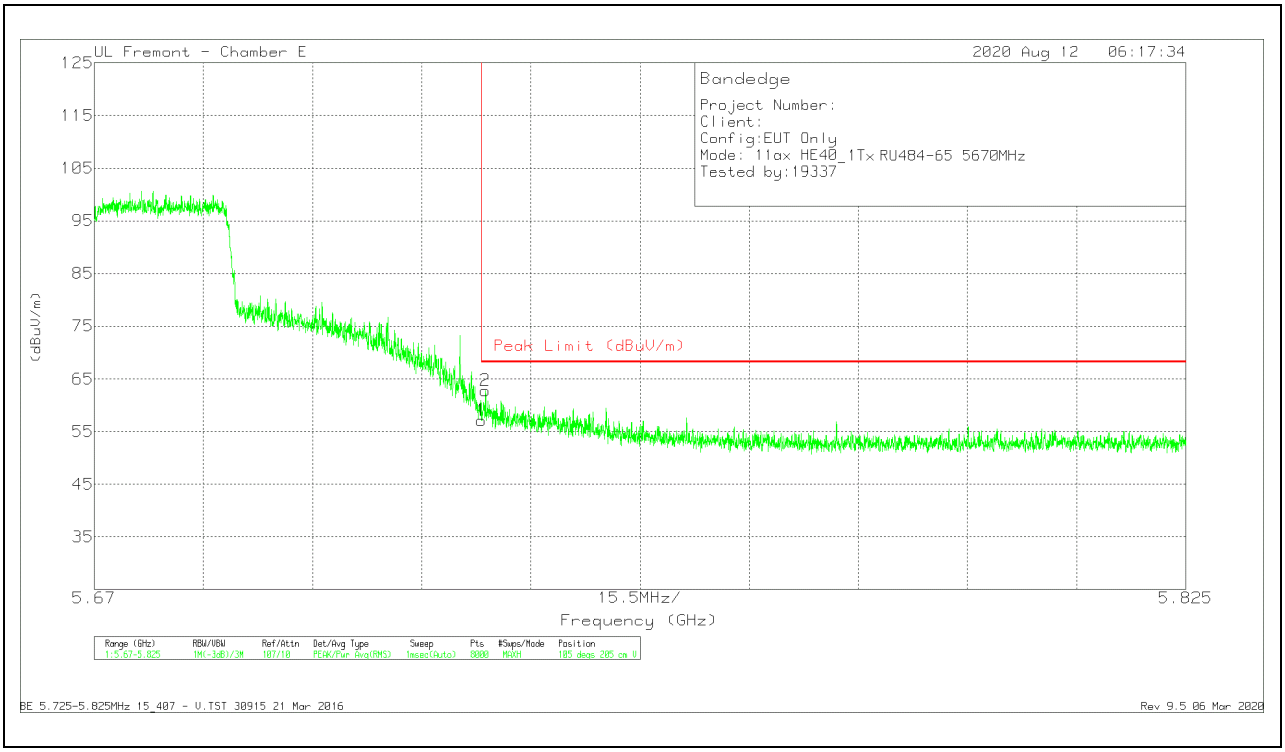

Marker	Frequency (GHz)	Meter Reading (dBuV)	Det	AF T712 (dB/m)	Amp/Cbl/Fltr/Pad (dB)	Corrected Reading (dBuV/m)	Peak Limit (dBuV/m)	PK Margin (dB)	Azimuth (Degs)	Height (cm)	Polarity
1	5.72501	43.6	Pk	34.7	-21.2	57.1	68.2	-11.1	105	205	V
2	5.72555	49.24	Pk	34.7	-21.2	62.74	68.2	-5.46	105	205	V

Pk - Peak detector

UL VERIFICATION SERVICES INC.
47173 Benicia Street, Fremont, CA 94538; USA TEL:(510) 319-4000 FAX:(510) 661-0888
This report shall not be reproduced except in full, without the written approval of UL Verification Services Inc.

ANTENNA 6 – 26 Tones, RU Index 0

BANDEDGE (LOW CHANNEL)

HORIZONTAL RESULT

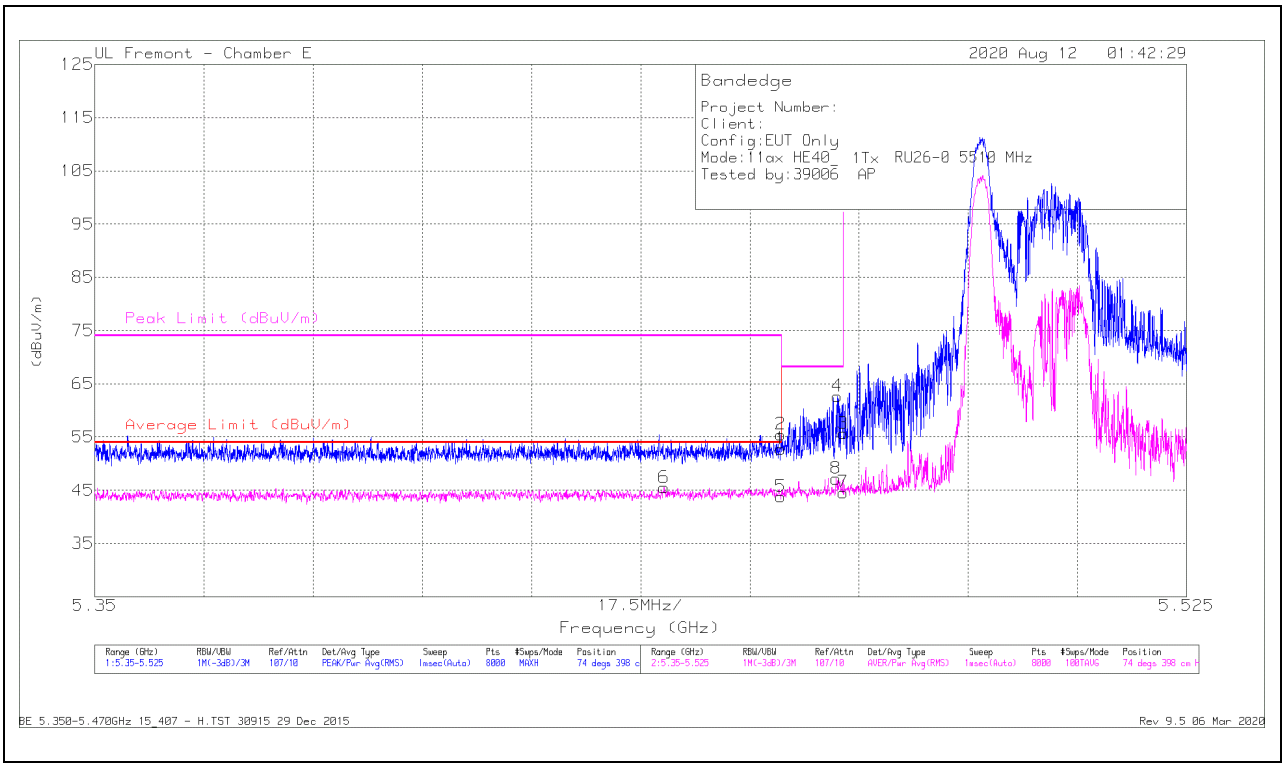

Marker	Frequency (GHz)	Meter Reading (dBuV)	Det	AF T712 (dB/m)	Amp/Cbl/Fltr/Pad (dB)	Corrected Reading (dBuV/m)	Average Limit (dBuV/m)	Margin (dB)	Peak Limit (dBuV/m)	PK Margin (dB)	Azimuth (Degs)	Height (cm)	Polarity
1	* 5.45998	39.94	Pk	34.5	-21.7	52.74	-	-	74	-21.26	74	398	H
2	* 5.45994	42.68	Pk	34.5	-21.7	55.48	-	-	74	-18.52	74	398	H
5	* 5.45998	30.98	RMS	34.5	-21.7	43.78	54	-10.22	-	-	74	398	H
6	* 5.44123	32.71	RMS	34.5	-21.7	45.51	54	-8.49	-	-	74	398	H
8	5.4688	34.39	RMS	34.5	-21.7	47.19	-	-	-	-	74	398	H
4	5.46904	49.74	Pk	34.6	-21.7	62.64	-	-	68.2	-5.56	74	398	H
3	5.46998	42.76	Pk	34.6	-21.7	55.66	-	-	68.2	-12.54	74	398	H
7	5.46998	31.69	RMS	34.6	-21.7	44.59	-	-	-	-	74	398	H

* - indicates frequency in CFR47 Pt 15 / IC RSS-Restricted Band
Pk - Peak detector
RMS - RMS detection

UL VERIFICATION SERVICES INC.
47173 Benicia Street, Fremont, CA 94538; USA TEL:(510) 319-4000 FAX:(510) 661-0888
This report shall not be reproduced except in full, without the written approval of UL Verification Services Inc.

VERTICAL RESULT

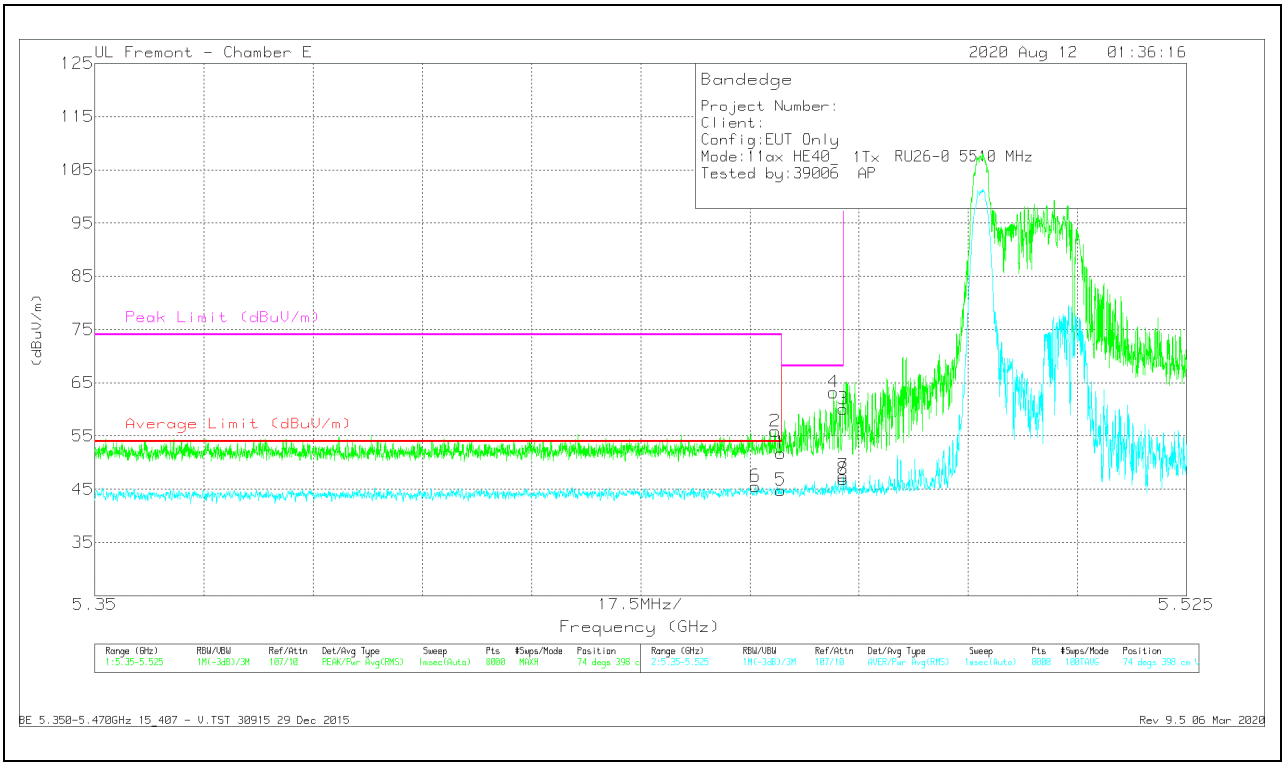

Marker	Frequency (GHz)	Meter Reading (dBuV)	Det	AF T712 (dB/m)	Amp/Cbl/Fltr/Pad (dB)	Corrected Reading (dBuV/m)	Average Limit (dBuV/m)	Margin (dB)	Peak Limit (dBuV/m)	PK Margin (dB)	Azimuth (Degs)	Height (cm)	Polarity
1	* 5.45998	38.98	Pk	34.5	-21.7	51.78	-	-	74	-22.22	74	398	V
2	* 5.45906	43	Pk	34.6	-21.7	55.9	-	-	74	-18.1	74	398	V
5	* 5.45998	32.03	RMS	34.5	-21.7	44.83	54	-9.17	-	-	74	398	V
6	* 5.45589	32.66	RMS	34.6	-21.7	45.56	54	-8.44	-	-	74	398	V
4	5.4684	50.41	Pk	34.5	-21.7	63.21	-	-	68.2	-4.99	74	398	V
8	5.46996	33.98	RMS	34.6	-21.7	46.88	-	-	-	-	74	398	V
3	5.46998	47.17	Pk	34.6	-21.7	60.07	-	-	68.2	-8.13	74	398	V
7	5.46998	34.6	RMS	34.6	-21.7	47.5	-	-	-	-	74	398	V

* - indicates frequency in CFR47 Pt 15 / IC RSS-Restricted Band
Pk - Peak detector
RMS - RMS detection

UL VERIFICATION SERVICES INC.
47173 Benicia Street, Fremont, CA 94538; USA TEL:(510) 319-4000 FAX:(510) 661-0888
This report shall not be reproduced except in full, without the written approval of UL Verification Services Inc.

ANTENNA 6 – 26 Tones, RU Index 17

BANDEDGE (HIGH CHANNEL)

HORIZONTAL RESULT

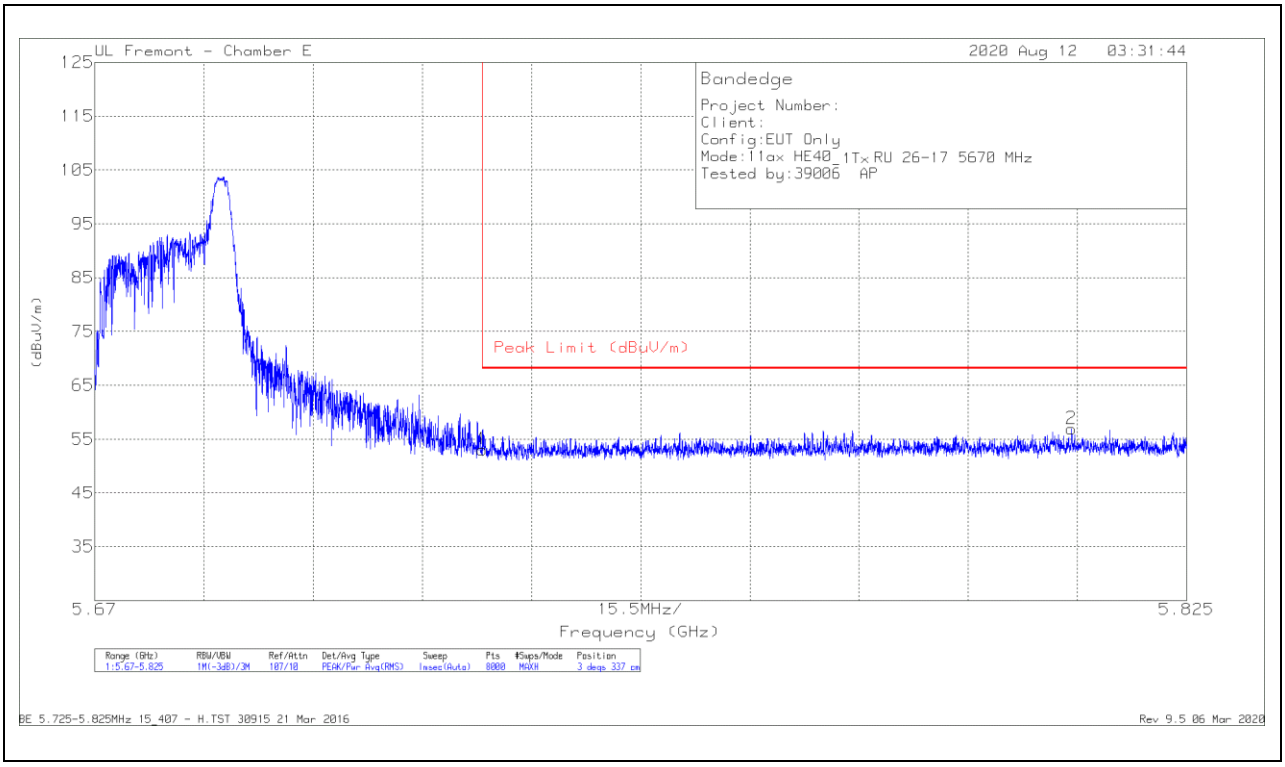

Marker	Frequency (GHz)	Meter Reading (dBuV)	Det	AF T712 (dB/m)	Amp/Cbl/Fltr/Pad (dB)	Corrected Reading (dBuV/m)	Peak Limit (dBuV/m)	PK Margin (dB)	Azimuth (Degs)	Height (cm)	Polarity
1	5.72501	39.58	Pk	34.7	-21.2	53.08	68.2	-15.12	3	337	H
2	5.80866	42.63	Pk	35	-20.7	56.93	68.2	-11.27	3	337	H

Pk - Peak detector

UL VERIFICATION SERVICES INC.
47173 Benicia Street, Fremont, CA 94538; USA TEL:(510) 319-4000 FAX:(510) 661-0888
This report shall not be reproduced except in full, without the written approval of UL Verification Services Inc.

VERTICAL RESULT

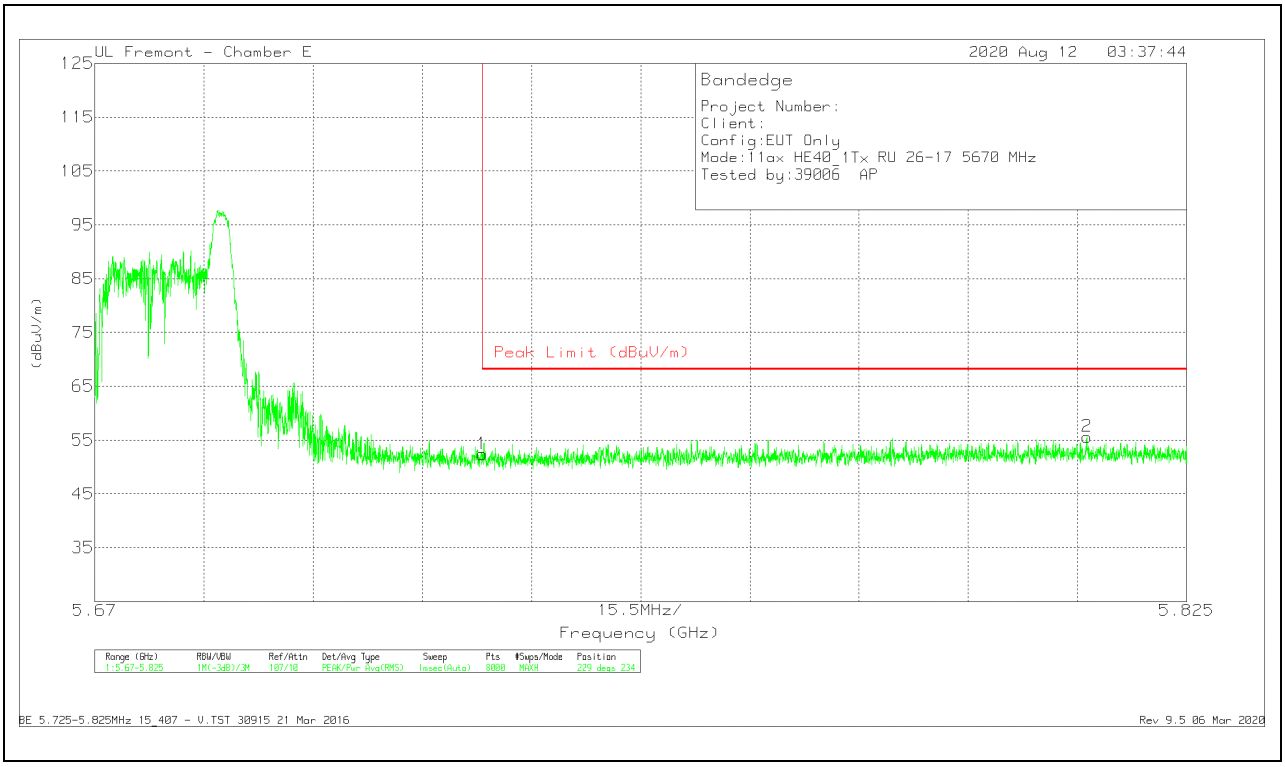

Marker	Frequency (GHz)	Meter Reading (dBuV)	Det	AF T712 (dB/m)	Amp/Cbl/Fltr/Pad (dB)	Corrected Reading (dBuV/m)	Peak Limit (dBuV/m)	PK Margin (dB)	Azimuth (Degs)	Height (cm)	Polarity
1	5.72501	38.89	Pk	34.7	-21.2	52.39	68.2	-15.81	229	234	V
2	5.81085	41.33	Pk	35	-20.7	55.63	68.2	-12.57	229	234	V

Pk - Peak detector

UL VERIFICATION SERVICES INC.
47173 Benicia Street, Fremont, CA 94538; USA TEL:(510) 319-4000 FAX:(510) 661-0888
This report shall not be reproduced except in full, without the written approval of UL Verification Services Inc.

ANTENNA 5 – 484 Tones, RU Index 65

BANDEDGE (LOW CHANNEL)

HORIZONTAL RESULT

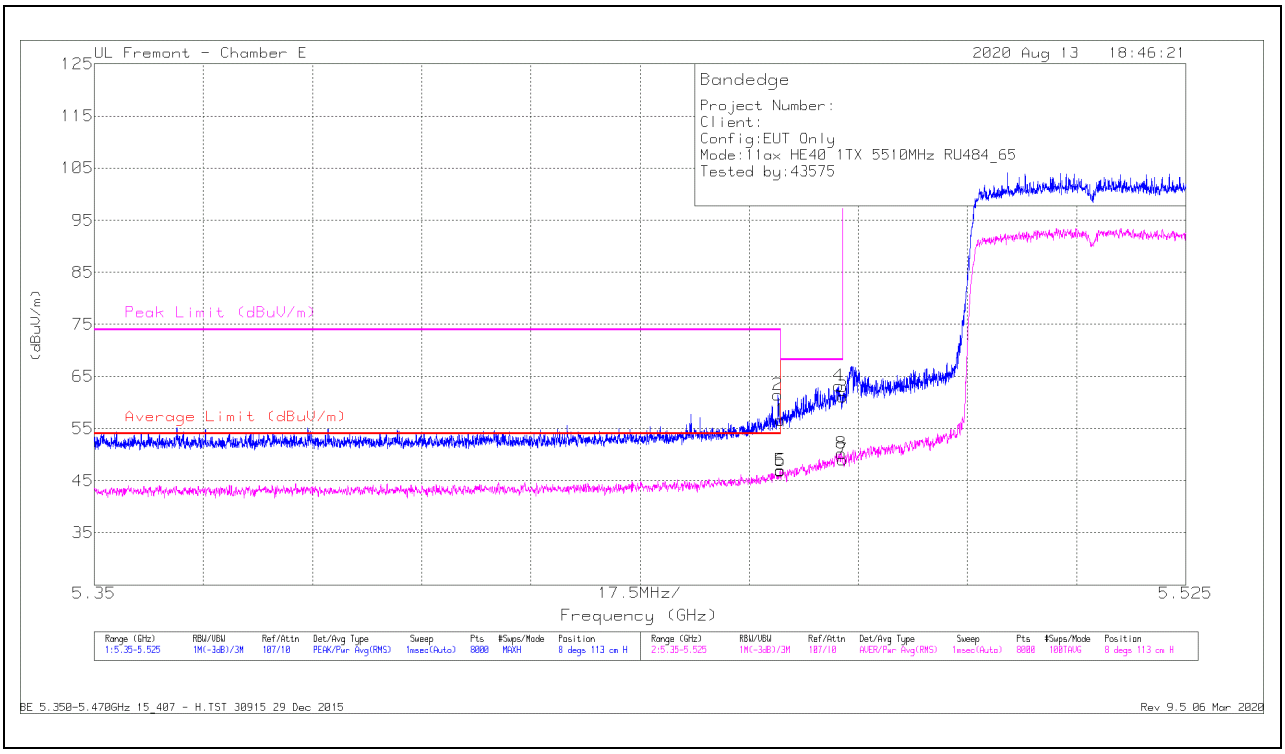

Marker	Frequency (GHz)	Meter Reading (dBuV)	Det	AF T712 (dB/m)	Amp/Cbl/Fltr/Pad (dB)	Corrected Reading (dBuV/m)	Average Limit (dBuV/m)	Margin (dB)	Peak Limit (dBuV/m)	PK Margin (dB)	Azimuth (Degs)	Height (cm)	Polarity
1	* 5.45998	43.76	Pk	34.5	-21.7	56.56	-	-	74	-17.44	8	113	H
2	* 5.45963	48.55	Pk	34.6	-21.7	61.45	-	-	74	-12.55	8	113	H
5	* 5.45998	34.16	RMS	34.5	-21.7	46.96	54	-7.04	-	-	8	113	H
6	* 5.45996	34.12	RMS	34.5	-21.7	46.92	54	-7.08	-	-	8	113	H
4	5.46934	50.36	Pk	34.6	-21.7	63.26	-	-	68.2	-4.94	8	113	H
8	5.46974	37.33	RMS	34.6	-21.7	50.23	-	-	-	-	8	113	H
3	5.46998	48.23	Pk	34.6	-21.7	61.13	-	-	68.2	-7.07	8	113	H
7	5.46998	36.13	RMS	34.6	-21.7	49.03	-	-	-	-	8	113	H

* - indicates frequency in CFR47 Pt 15 / IC RSS-Restricted Band
Pk - Peak detector
RMS - RMS detection

UL VERIFICATION SERVICES INC.
47173 Benicia Street, Fremont, CA 94538; USA TEL:(510) 319-4000 FAX:(510) 661-0888
This report shall not be reproduced except in full, without the written approval of UL Verification Services Inc.

VERTICAL RESULT

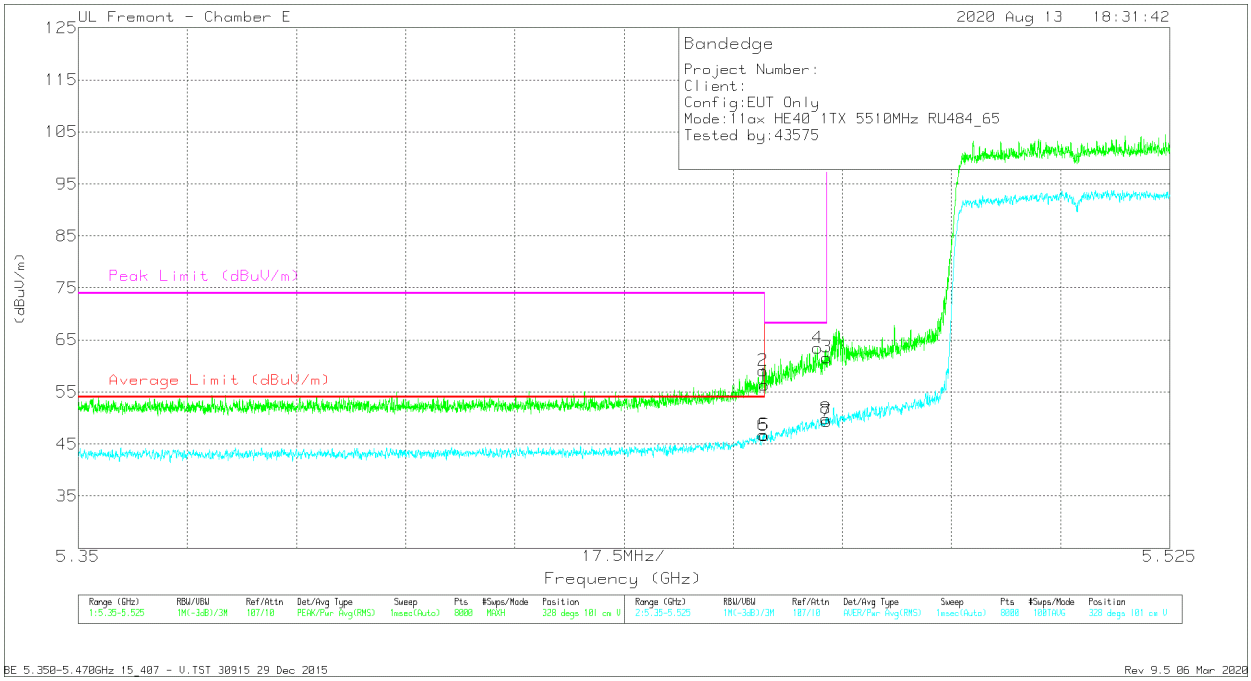

Marker	Frequency (GHz)	Meter Reading (dBuV)	Det	AF T712 (dB/m)	Amp/Cbl/Fltr/Pad (dB)	Corrected Reading (dBuV/m)	Average Limit (dBuV/m)	Margin (dB)	Peak Limit (dBuV/m)	PK Margin (dB)	Azimuth (Degs)	Height (cm)	Polarity
1	* 5.45998	43.53	Pk	34.5	-21.7	56.33	-	-	74	-17.67	328	101	V
2	* 5.45976	46.36	Pk	34.5	-21.7	59.16	-	-	74	-14.84	328	101	V
5	* 5.45998	33.82	RMS	34.5	-21.7	46.62	54	-7.38	-	-	328	101	V
6	* 5.45985	34	RMS	34.5	-21.7	46.8	54	-7.2	-	-	328	101	V
4	5.46854	50.63	Pk	34.5	-21.7	63.43	-	-	68.2	-4.77	328	101	V
8	5.46985	37	RMS	34.6	-21.7	49.9	-	-	-	-	328	101	V
3	5.46998	48.76	Pk	34.6	-21.7	61.66	-	-	68.2	-6.54	328	101	V
7	5.46998	36.48	RMS	34.6	-21.7	49.38	-	-	-	-	328	101	V

* - indicates frequency in CFR47 Pt 15 / IC RSS-Restricted Band
Pk - Peak detector
RMS - RMS detection

UL VERIFICATION SERVICES INC.
47173 Benicia Street, Fremont, CA 94538; USA TEL:(510) 319-4000 FAX:(510) 661-0888
This report shall not be reproduced except in full, without the written approval of UL Verification Services Inc.

BANDEDGE (HIGH CHANNEL)

HORIZONTAL RESULT

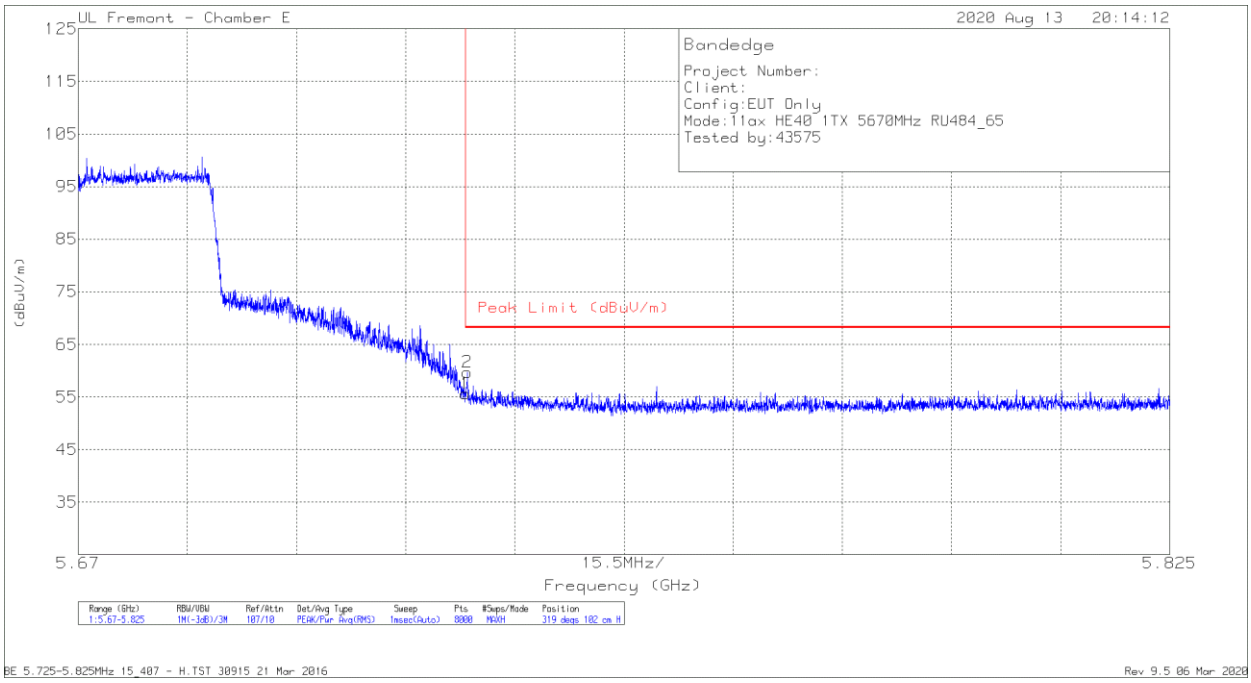

Marker	Frequency (GHz)	Meter Reading (dBuV)	Det	AF T712 (dB/m)	Amp/Cbl/Fltr/Pad (dB)	Corrected Reading (dBuV/m)	Peak Limit (dBuV/m)	PK Margin (dB)	Azimuth (Degs)	Height (cm)	Polarity
1	5.72501	42.09	Pk	34.7	-21.2	55.59	68.2	-12.61	319	102	H
2	5.72524	46.18	Pk	34.7	-21.2	59.68	68.2	-8.52	319	102	H

Pk - Peak detector

UL VERIFICATION SERVICES INC.
47173 Benicia Street, Fremont, CA 94538; USA TEL:(510) 319-4000 FAX:(510) 661-0888
This report shall not be reproduced except in full, without the written approval of UL Verification Services Inc.

VERTICAL RESULT

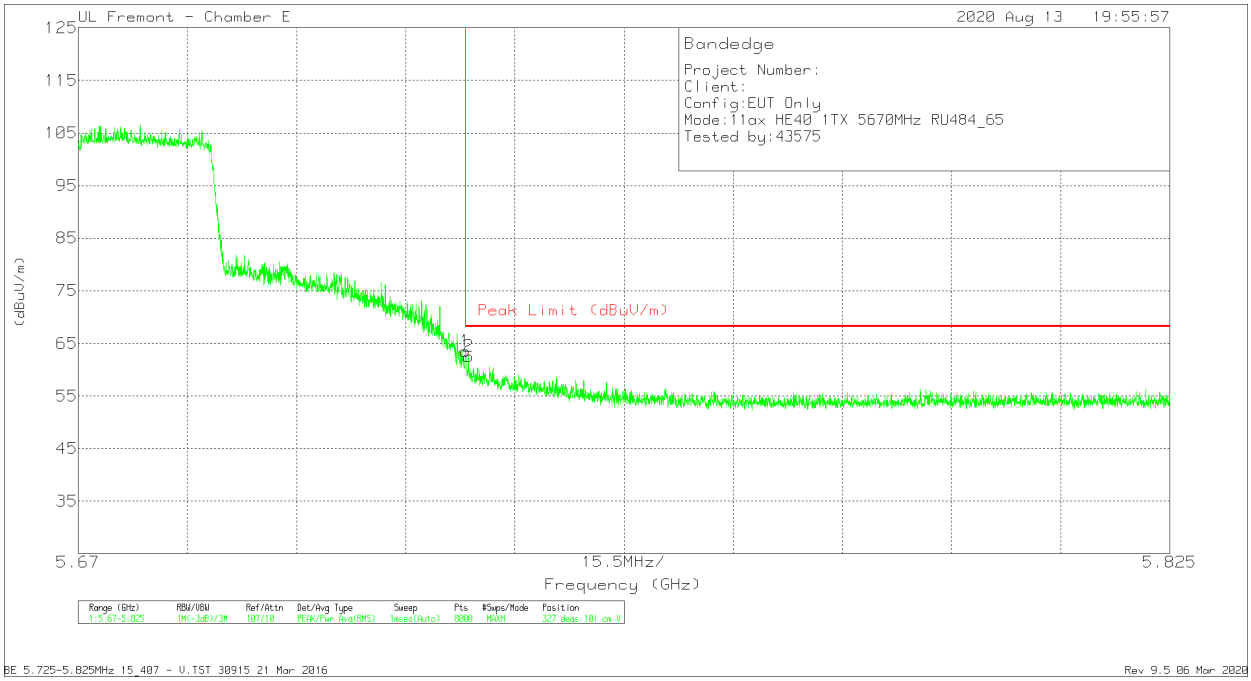

Marker	Frequency (GHz)	Meter Reading (dBuV)	Det	AF T712 (dB/m)	Amp/Cbl/Fltr/Pad (dB)	Corrected Reading (dBuV/m)	Peak Limit (dBuV/m)	PK Margin (dB)	Azimuth (Degs)	Height (cm)	Polarity
1	5.72501	50	Pk	34.7	-21.2	63.5	68.2	-4.7	327	101	V
2	5.72544	49	Pk	34.7	-21.2	62.5	68.2	-5.7	327	101	V

Pk - Peak detector

UL VERIFICATION SERVICES INC.
47173 Benicia Street, Fremont, CA 94538; USA TEL:(510) 319-4000 FAX:(510) 661-0888
This report shall not be reproduced except in full, without the written approval of UL Verification Services Inc.

ANTENNA 5 – 26 Tones, RU Index 0

BANDEDGE (LOW CHANNEL)

HORIZONTAL RESULT

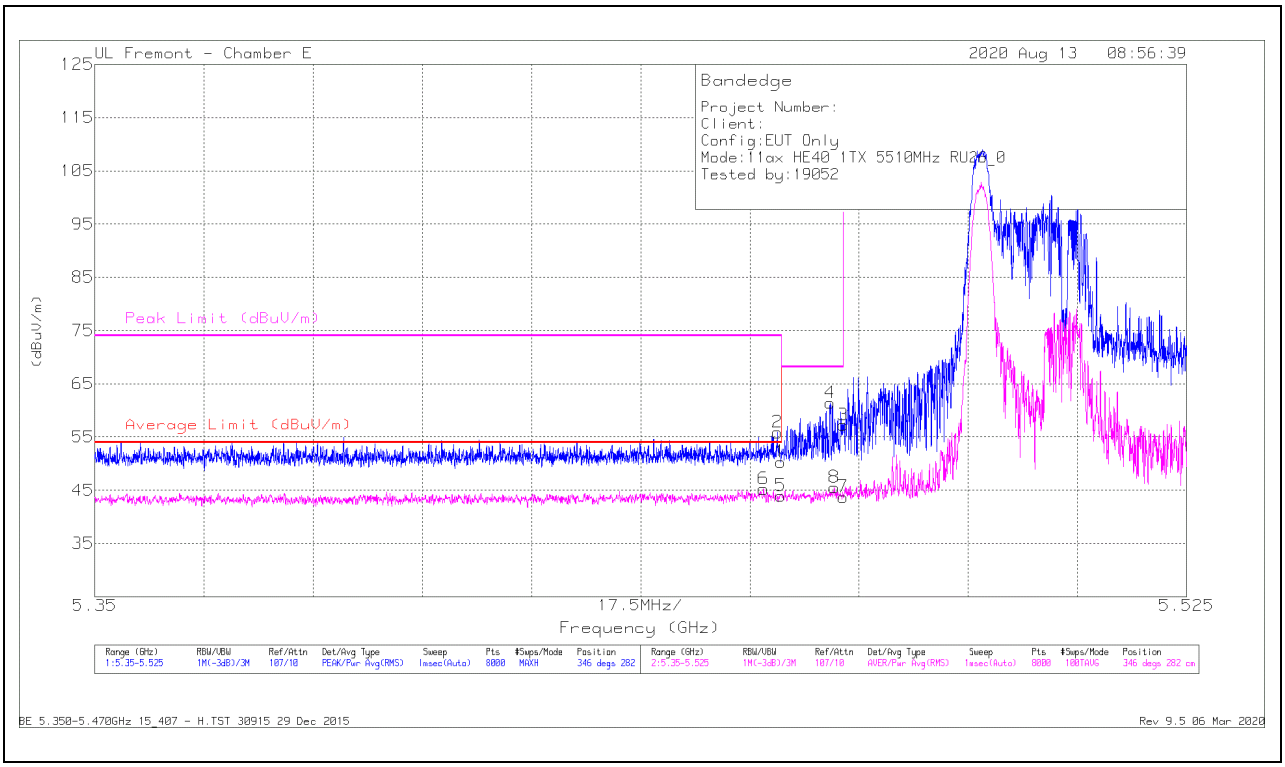

Marker	Frequency (GHz)	Meter Reading (dBuV)	Det	AF T712 (dB/m)	Amp/Cbl/Fltr/Pad (dB)	Corrected Reading (dBuV/m)	Average Limit (dBuV/m)	Margin (dB)	Peak Limit (dBuV/m)	PK Margin (dB)	Azimuth (Degs)	Height (cm)	Polarity
1	* 5.45998	37.5	Pk	34.5	-21.7	50.3	-	-	74	-23.7	346	282	H
2	* 5.45941	42.96	Pk	34.6	-21.7	55.86	-	-	74	-18.14	346	282	H
5	* 5.45998	31.16	RMS	34.5	-21.7	43.96	54	-10.04	-	-	346	282	H
6	* 5.45718	32.32	RMS	34.6	-21.7	45.22	54	-8.78	-	-	346	282	H
4	5.4679	48.61	Pk	34.5	-21.7	61.41	-	-	68.2	-6.79	346	282	H
8	5.46854	32.72	RMS	34.5	-21.7	45.52	-	-	-	-	346	282	H
3	5.46998	44.35	Pk	34.6	-21.7	57.25	-	-	68.2	-10.95	346	282	H
7	5.46998	30.83	RMS	34.6	-21.7	43.73	-	-	-	-	346	282	H

* - indicates frequency in CFR47 Pt 15 / IC RSS-Restricted Band
Pk - Peak detector
RMS - RMS detection

UL VERIFICATION SERVICES INC.
47173 Benicia Street, Fremont, CA 94538; USA TEL:(510) 319-4000 FAX:(510) 661-0888
This report shall not be reproduced except in full, without the written approval of UL Verification Services Inc.

VERTICAL RESULT

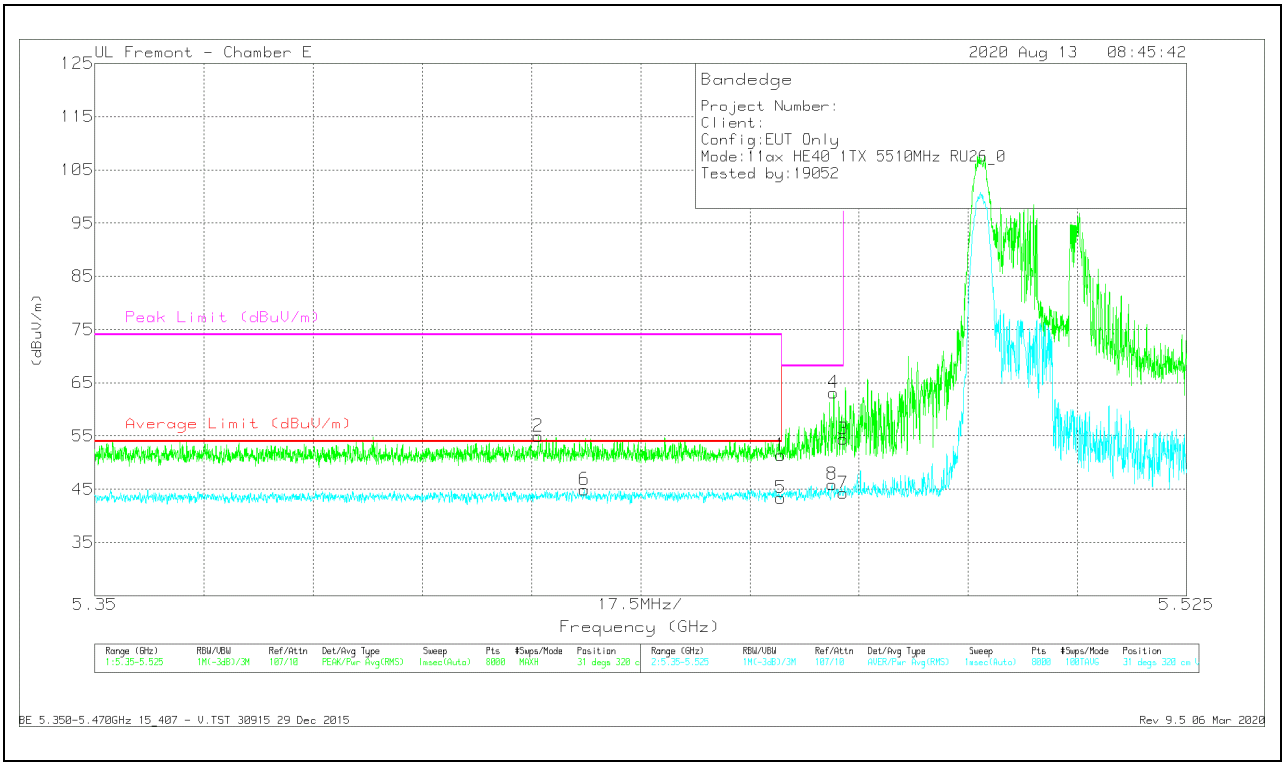

Marker	Frequency (GHz)	Meter Reading (dBuV)	Det	AF T712 (dB/m)	Amp/Cbl/Fltr/Pad (dB)	Corrected Reading (dBuV/m)	Average Limit (dBuV/m)	Margin (dB)	Peak Limit (dBuV/m)	PK Margin (dB)	Azimuth (Degs)	Height (cm)	Polarity
1	* 5.45998	38.61	Pk	34.5	-21.7	51.41	-	-	74	-22.59	31	320	V
2	* 5.42106	42.26	Pk	34.5	-21.8	54.96	-	-	74	-19.04	31	320	V
5	* 5.45998	30.59	RMS	34.5	-21.7	43.39	54	-10.61	-	-	31	320	V
6	* 5.42845	32.24	RMS	34.5	-21.8	44.94	54	-9.06	-	-	31	320	V
8	5.46816	33.12	RMS	34.5	-21.7	45.92	-	-	-	-	31	320	V
4	5.46843	50.34	Pk	34.5	-21.7	63.14	-	-	68.2	-5.06	31	320	V
3	5.46998	41.51	Pk	34.6	-21.7	54.41	-	-	68.2	-13.79	31	320	V
7	5.46998	31.39	RMS	34.6	-21.7	44.29	-	-	-	-	31	320	V

* - indicates frequency in CFR47 Pt 15 / IC RSS-Restricted Band
Pk - Peak detector
RMS - RMS detection

UL VERIFICATION SERVICES INC.
47173 Benicia Street, Fremont, CA 94538; USA TEL:(510) 319-4000 FAX:(510) 661-0888
This report shall not be reproduced except in full, without the written approval of UL Verification Services Inc.

ANTENNA 5 – 26 Tones, RU Index 17

BANDEDGE (HIGH CHANNEL)

HORIZONTAL RESULT

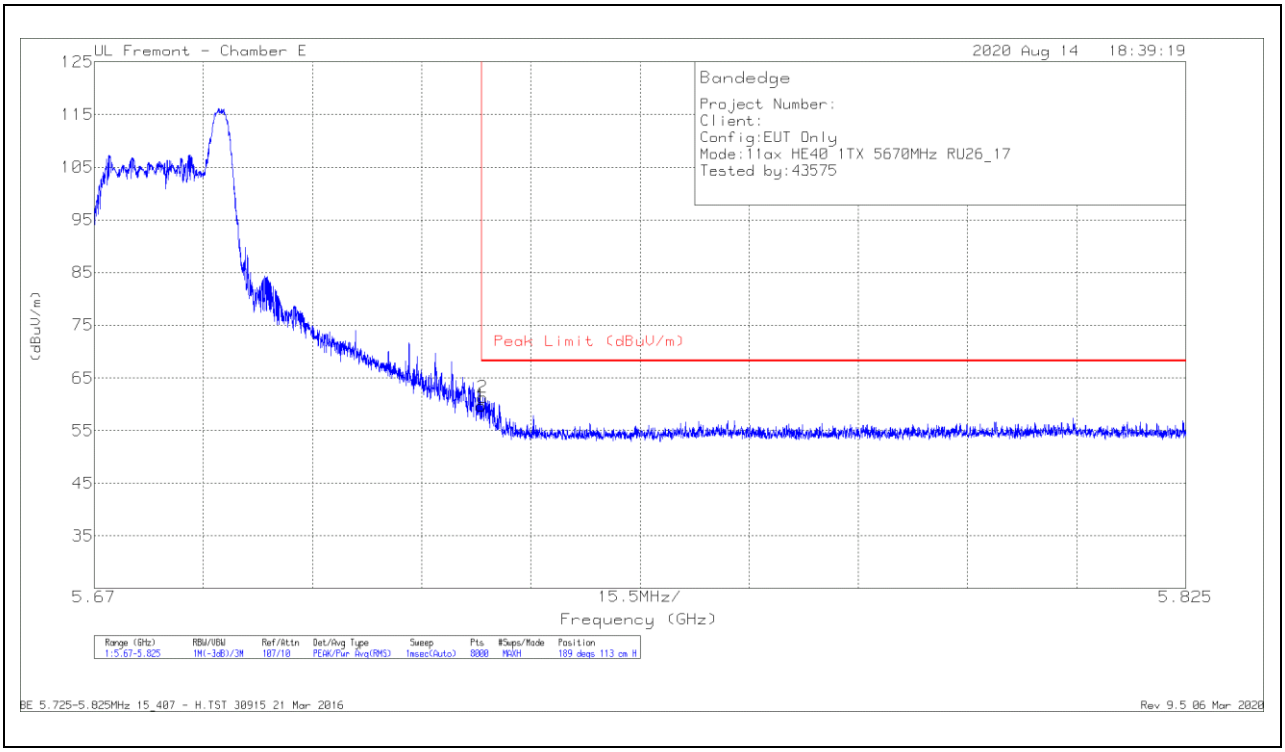

Marker	Frequency (GHz)	Meter Reading (dBuV)	Det	AF T712 (dB/m)	Amp/Cbl/Fltr/Pad (dB)	Corrected Reading (dBuV/m)	Peak Limit (dBuV/m)	PK Margin (dB)	Azimuth (Degs)	Height (cm)	Polarity
1	5.72501	46.16	Pk	34.7	-21.2	59.66	68.2	-8.54	189	113	H
2	5.72515	47.81	Pk	34.7	-21.2	61.31	68.2	-6.89	189	113	H

Pk - Peak detector

UL VERIFICATION SERVICES INC.
47173 Benicia Street, Fremont, CA 94538; USA TEL:(510) 319-4000 FAX:(510) 661-0888
This report shall not be reproduced except in full, without the written approval of UL Verification Services Inc.

VERTICAL RESULT

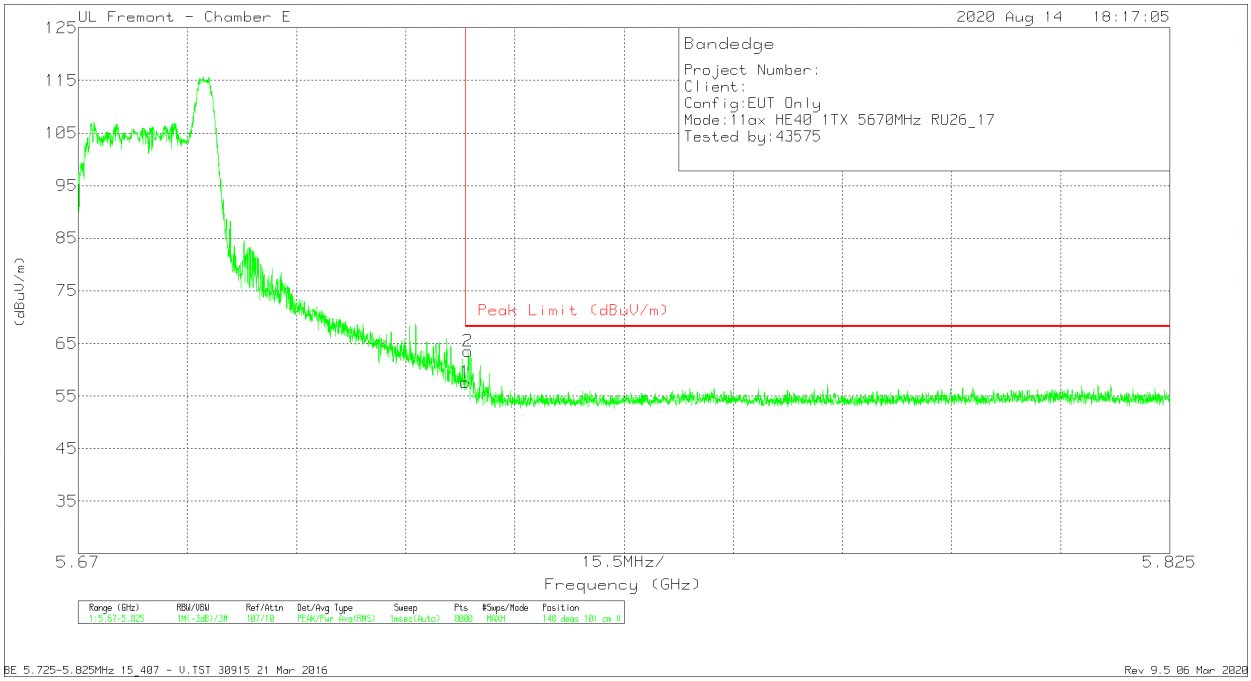

Marker	Frequency (GHz)	Meter Reading (dBuV)	Det	AF T712 (dB/m)	Amp/Cbl/Fltr/Pad (dB)	Corrected Reading (dBuV/m)	Peak Limit (dBuV/m)	PK Margin (dB)	Azimuth (Degs)	Height (cm)	Polarity
1	5.72501	44.1	Pk	34.7	-21.2	57.6	68.2	-10.6	148	101	V
2	5.72534	49.97	Pk	34.7	-21.2	63.47	68.2	-4.73	148	101	V

Pk - Peak detector

UL VERIFICATION SERVICES INC.
47173 Benicia Street, Fremont, CA 94538; USA TEL:(510) 319-4000 FAX:(510) 661-0888
This report shall not be reproduced except in full, without the written approval of UL Verification Services Inc.

2TX ANTENNA 6 + ANTENNA 5 OFDMA MODE – 484 Tones, RU Index 65

BANDEDGE (LOW CHANNEL)

HORIZONTAL RESULT

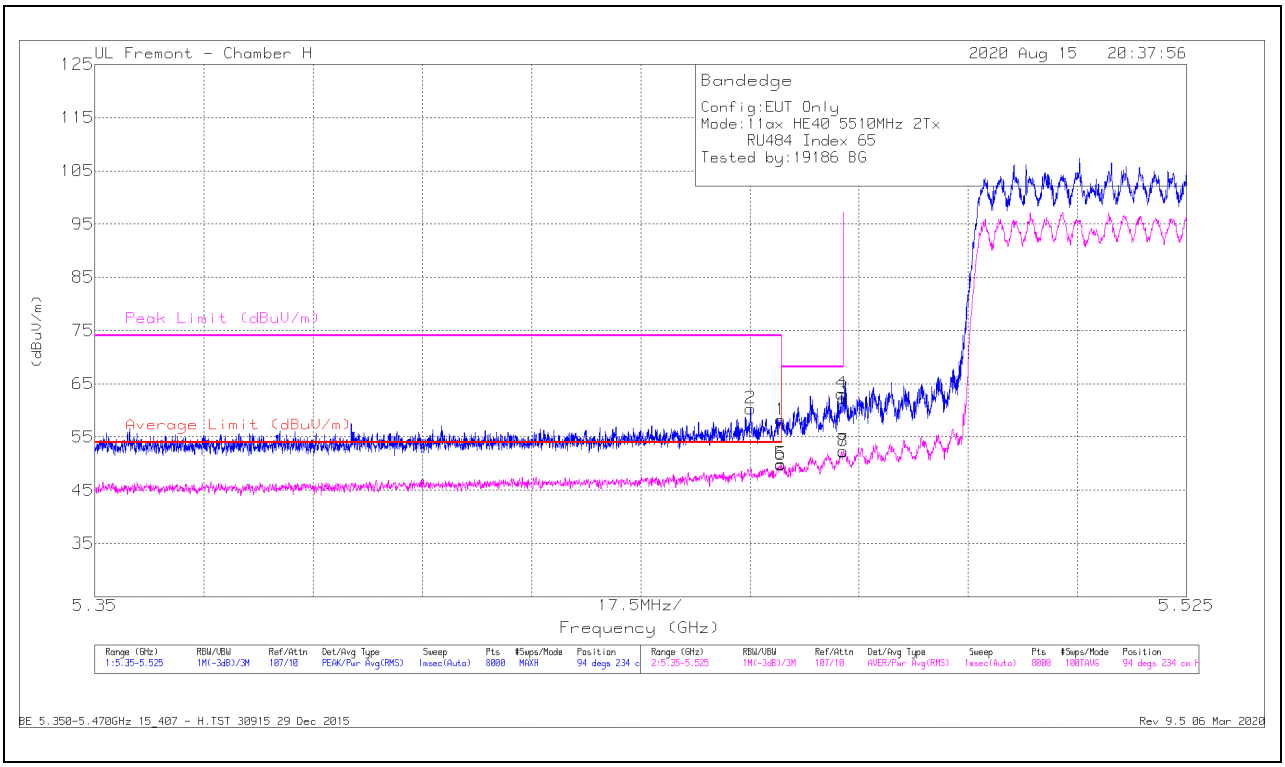

Marker	Frequency (GHz)	Meter Reading (dBuV)	Det	AF T863 (dB/m)	Amp/Cbl/Fltr/Pad (dB)	Corrected Reading (dBuV/m)	Average Limit (dBuV/m)	Margin (dB)	Peak Limit (dBuV/m)	PK Margin (dB)	Azimuth (Degs)	Height (cm)	Polarity
1	* 5.45998	43.9	Pk	35.2	-20.9	58.2	-	-	74	-15.8	94	234	H
2	* 5.4551	45.96	Pk	35.3	-20.9	60.36	-	-	74	-13.64	94	234	H
5	* 5.45998	35.67	RMS	35.2	-20.9	49.97	54	-4.03	-	-	94	234	H
6	* 5.45996	35.52	RMS	35.2	-20.9	49.82	54	-4.18	-	-	94	234	H
4	5.46969	48.86	Pk	35.3	-21	63.16	-	-	68.2	-5.04	94	234	H
8	5.46996	38.01	RMS	35.3	-21	52.31	-	-	-	-	94	234	H
3	5.46998	47.98	Pk	35.3	-21	62.28	-	-	68.2	-5.92	94	234	H
7	5.46998	38.11	RMS	35.3	-21	52.41	-	-	-	-	94	234	H

* - indicates frequency in CFR47 Pt 15 / IC RSS-Restricted Band
Pk - Peak detector
RMS - RMS detection

UL VERIFICATION SERVICES INC.
47173 Benicia Street, Fremont, CA 94538; USA TEL:(510) 319-4000 FAX:(510) 661-0888
This report shall not be reproduced except in full, without the written approval of UL Verification Services Inc.

VERTICAL RESULT

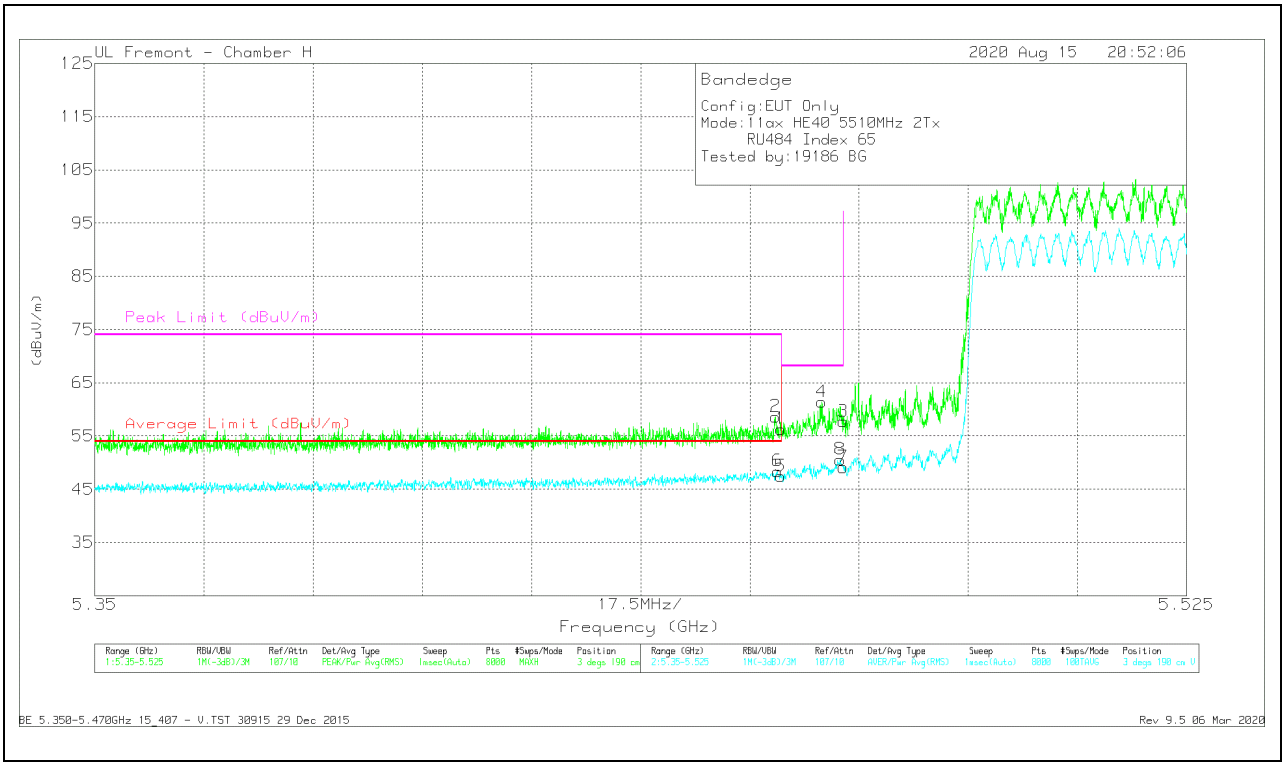

Marker	Frequency (GHz)	Meter Reading (dBuV)	Det	AF T863 (dB/m)	Amp/Cbl/Fltr/Pad (dB)	Corrected Reading (dBuV/m)	Average Limit (dBuV/m)	Margin (dB)	Peak Limit (dBuV/m)	PK Margin (dB)	Azimuth (Degs)	Height (cm)	Polarity
1	* 5.45998	42.03	Pk	35.2	-20.9	56.33	-	-	74	-17.67	3	190	V
2	* 5.45911	44.24	Pk	35.3	-20.9	58.64	-	-	74	-15.36	3	190	V
5	* 5.45998	33.17	RMS	35.2	-20.9	47.47	54	-6.53	-	-	3	190	V
6	* 5.45941	34.08	RMS	35.2	-20.9	48.38	54	-5.62	-	-	3	190	V
4	5.46654	47.08	Pk	35.2	-20.9	61.38	-	-	68.2	-6.82	3	190	V
8	5.46948	36.28	RMS	35.3	-21	50.58	-	-	-	-	3	190	V
3	5.46998	43.42	Pk	35.3	-21	57.72	-	-	68.2	-10.48	3	190	V
7	5.46998	34.85	RMS	35.3	-21	49.15	-	-	-	-	3	190	V

* - indicates frequency in CFR47 Pt 15 / IC RSS-Restricted Band
Pk - Peak detector
RMS - RMS detection

UL VERIFICATION SERVICES INC.
47173 Benicia Street, Fremont, CA 94538; USA TEL:(510) 319-4000 FAX:(510) 661-0888
This report shall not be reproduced except in full, without the written approval of UL Verification Services Inc.

BANDEDGE (HIGH CHANNEL)

HORIZONTAL RESULT

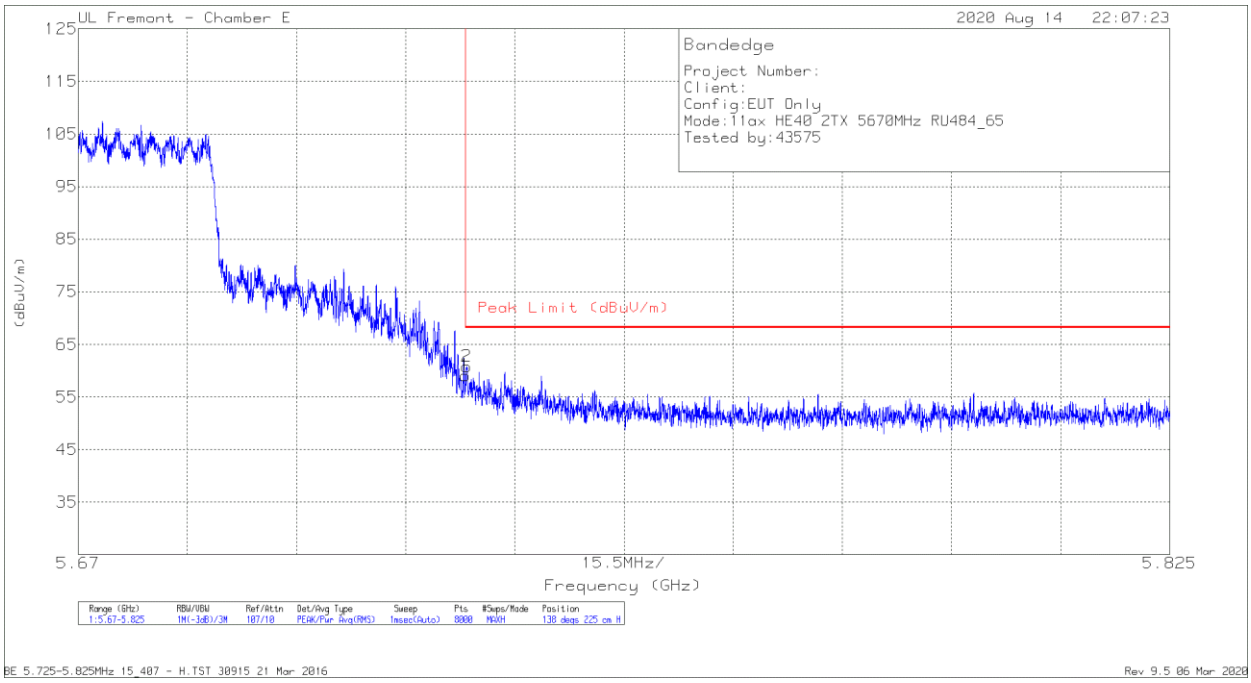

Marker	Frequency (GHz)	Meter Reading (dBuV)	Det	AF T712 (dB/m)	Amp/Cbl/Fltr/Pad (dB)	Corrected Reading (dBuV/m)	Peak Limit (dBuV/m)	PK Margin (dB)	Azimuth (Degs)	Height (cm)	Polarity
1	5.72501	45.63	Pk	34.7	-21.2	59.13	68.2	-9.07	138	225	H
2	5.72513	47.32	Pk	34.7	-21.2	60.82	68.2	-7.38	138	225	H

Pk - Peak detector

UL VERIFICATION SERVICES INC.
47173 Benicia Street, Fremont, CA 94538; USA TEL:(510) 319-4000 FAX:(510) 661-0888
This report shall not be reproduced except in full, without the written approval of UL Verification Services Inc.

VERTICAL RESULT

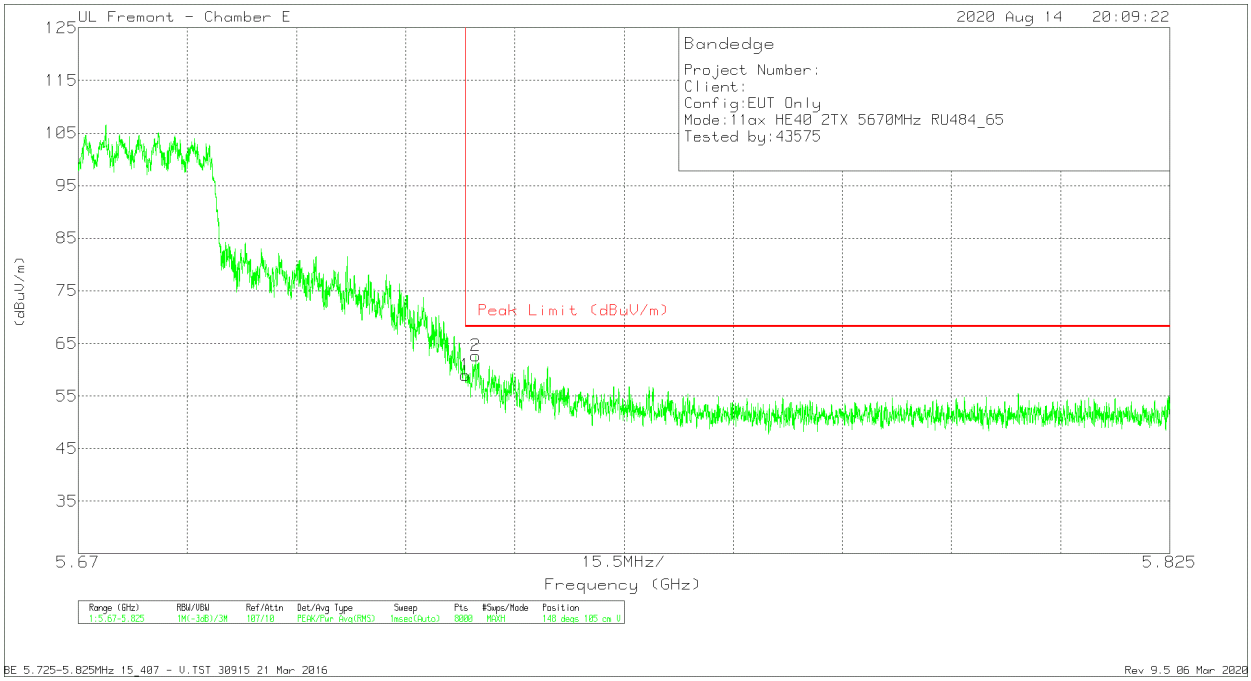

Marker	Frequency (GHz)	Meter Reading (dBuV)	Det	AF T712 (dB/m)	Amp/Cbl/Fltr/Pad (dB)	Corrected Reading (dBuV/m)	Peak Limit (dBuV/m)	PK Margin (dB)	Azimuth (Degs)	Height (cm)	Polarity
1	5.72501	45.45	Pk	34.7	-21.2	58.95	68.2	-9.25	148	105	V
2	5.72645	49.13	Pk	34.7	-21.2	62.63	68.2	-5.57	148	105	V

Pk - Peak detector

BE 5.725-5.825MHz 15_407 - V.TST 30915 21 Mar 2016
Rev 9.5 06 Mar 2020

UL VERIFICATION SERVICES INC.
47173 Benicia Street, Fremont, CA 94538; USA TEL:(510) 319-4000 FAX:(510) 661-0888
This report shall not be reproduced except in full, without the written approval of UL Verification Services Inc.

HARMONICS AND SPURIOUS EMISSIONS

LOW CHANNEL RESULTS

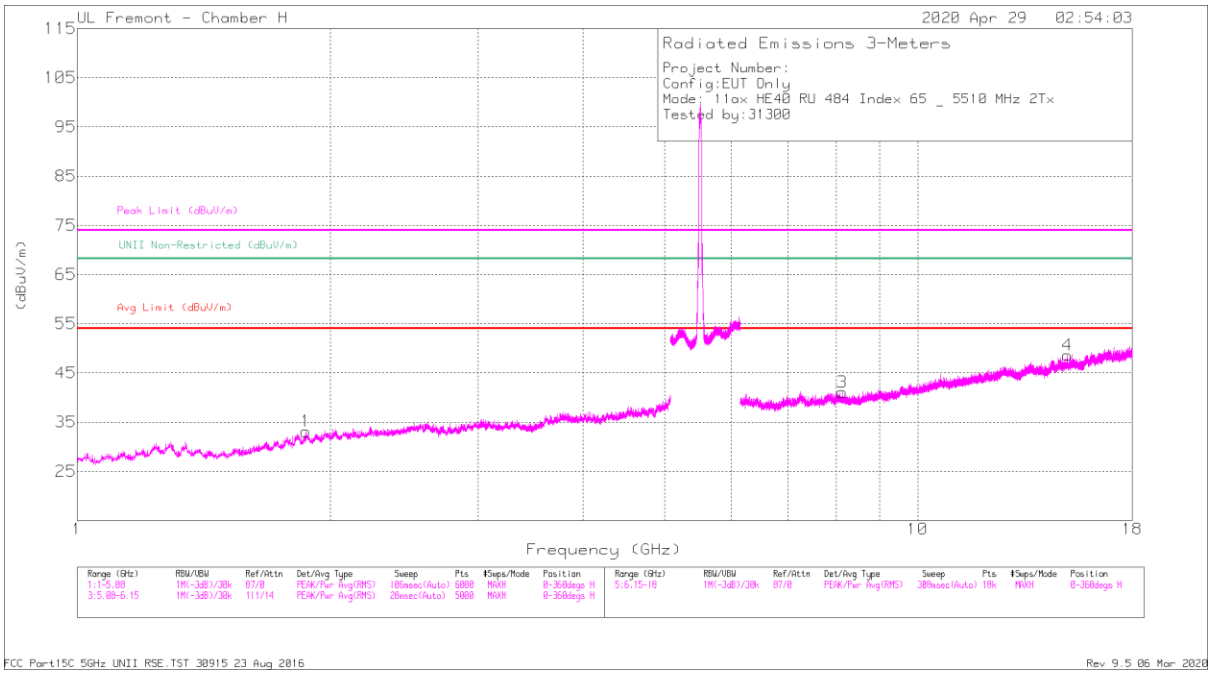

HORIZONTAL

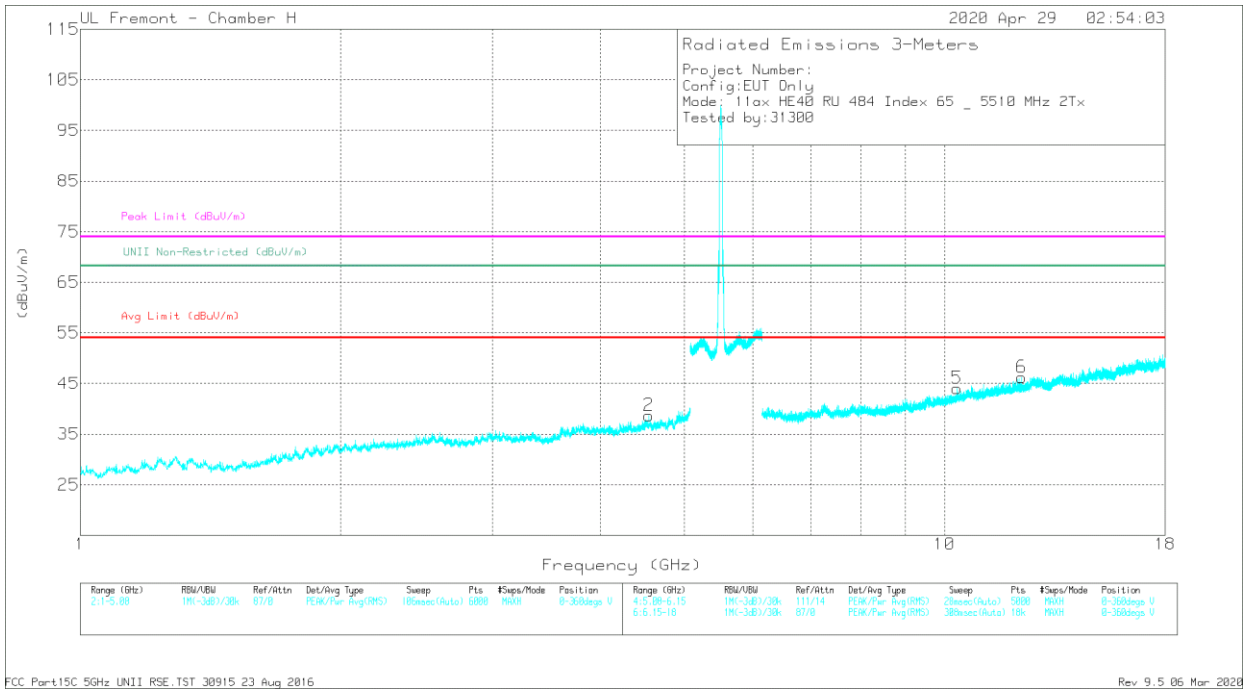

VERTICAL

UL VERIFICATION SERVICES INC.
47173 Benicia Street, Fremont, CA 94538; USA TEL:(510) 319-4000 FAX:(510) 661-0888
This report shall not be reproduced except in full, without the written approval of UL Verification Services Inc.

RADIATED EMISSIONS

Marker	Frequency (GHz)	Meter Reading (dBuV)	Det	AF T863 (dB/m)	Amp/Cbl/Fltr/Pad (dB)	Corrected Reading (dBuV/m)	Avg Limit (dBuV/m)	Margin (dB)	Peak Limit (dBuV/m)	PK Margin (dB)	UNII Non-Restricted (dBuV/m)	PK Margin (dB)	Azimuth (Degs)	Height (cm)	Polarity
2	* 4.54708	41.19	PK-U	34.1	-30.4	44.89	-	-	74	-29.11	-	-	305	101	V
	* 4.54451	29.84	ADR	34.2	-30.4	33.64	54	-20.36	-	-	-	-	305	101	V
3	* 8.1336	38.29	PK-U	36.1	-26.9	47.49	-	-	74	-26.51	-	-	247	200	H
	* 8.13284	26.54	ADR	36.1	-26.9	35.74	54	-18.26	-	-	-	-	247	200	H
6	* 12.2871	37.43	PK-U	39	-23.3	53.13	-	-	74	-20.87	-	-	10	101	V
	* 12.2883	24.94	ADR	39	-23.3	40.64	54	-13.36	-	-	-	-	10	101	V
1	1.87019	43.8	PK-U	31	-34.7	40.1	-	-	-	-	68.2	-28.1	0	200	H
5	10.34127	37.82	PK-U	37.3	-24.7	50.42	-	-	-	-	68.2	-17.78	157	101	V
4	15.08053	36.88	PK-U	40.5	-23.3	54.08	-	-	-	-	68.2	-14.12	324	200	H

* - indicates frequency in CFR47 Pt 15 / IC RSS-Restricted Band
PK-U - U-NII: Maximum Peak
ADR - U-NII AD primary method, RMS average

UL VERIFICATION SERVICES INC.
47173 Benicia Street, Fremont, CA 94538; USA TEL:(510) 319-4000 FAX:(510) 661-0888
This report shall not be reproduced except in full, without the written approval of UL Verification Services Inc.

MID CHANNEL RESULTS

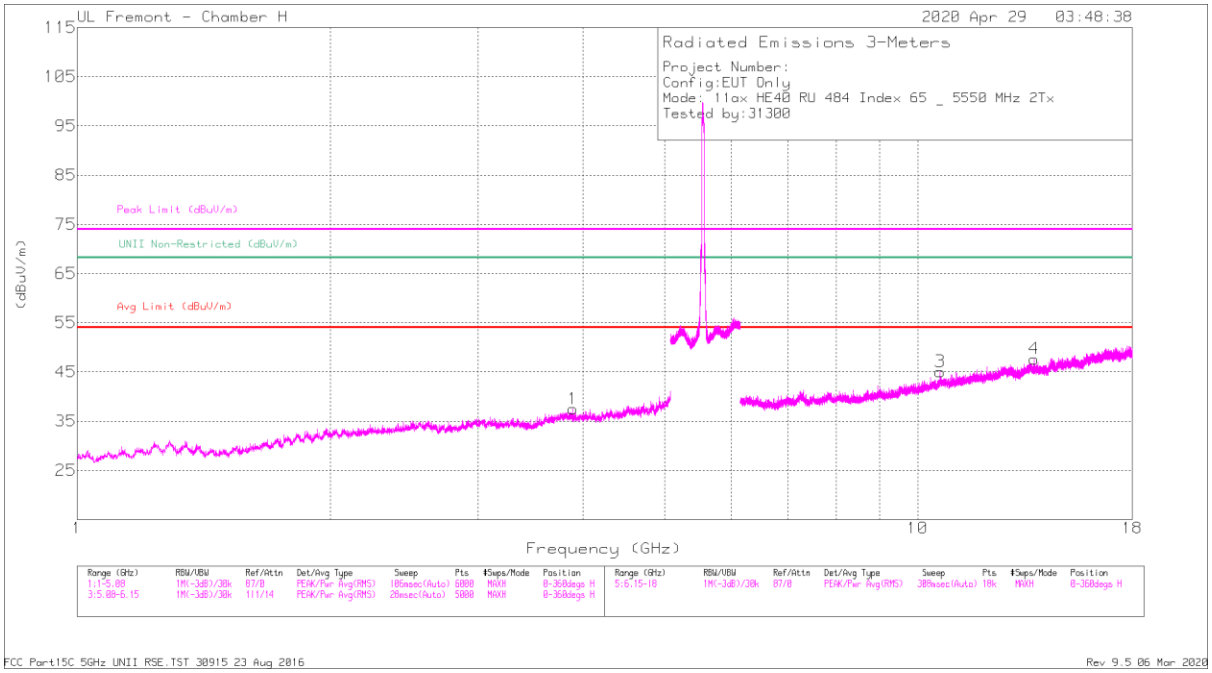

HORIZONTAL

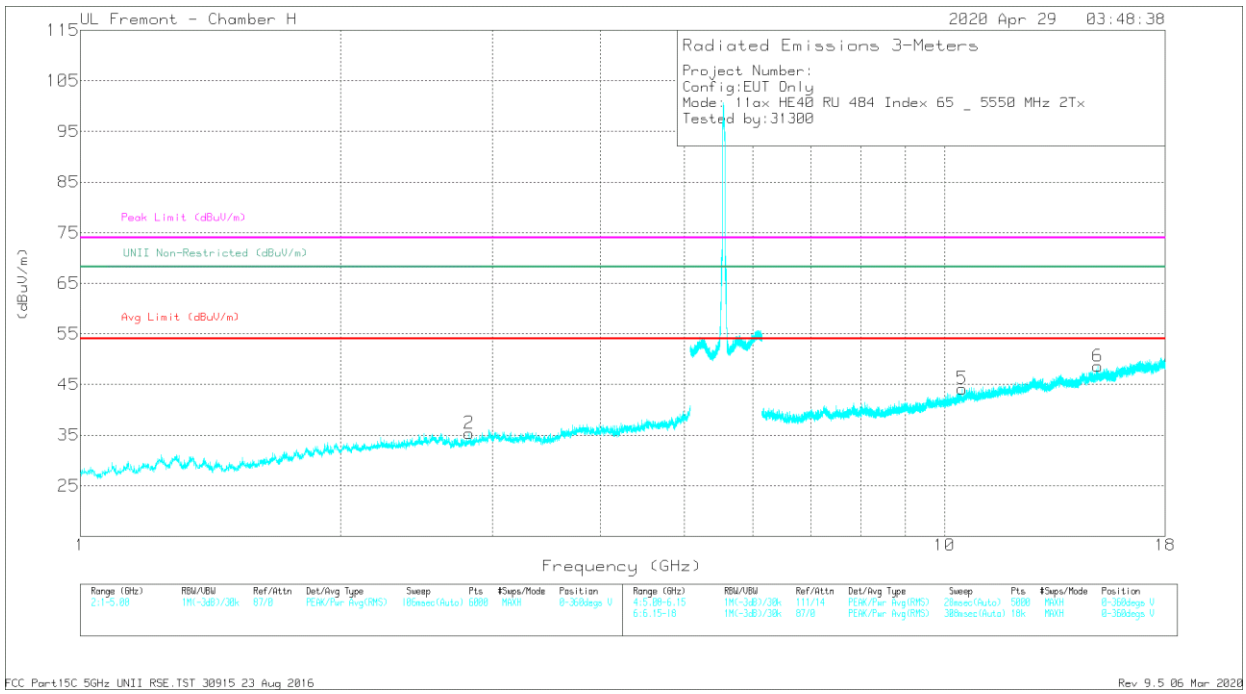

VERTICAL

UL VERIFICATION SERVICES INC.
47173 Benicia Street, Fremont, CA 94538; USA TEL:(510) 319-4000 FAX:(510) 661-0888
This report shall not be reproduced except in full, without the written approval of UL Verification Services Inc.