ANTENNA 6 – 26 Tones, RU Index 0

BANDEDGE (LOW CHANNEL)

HORIZONTAL RESULT

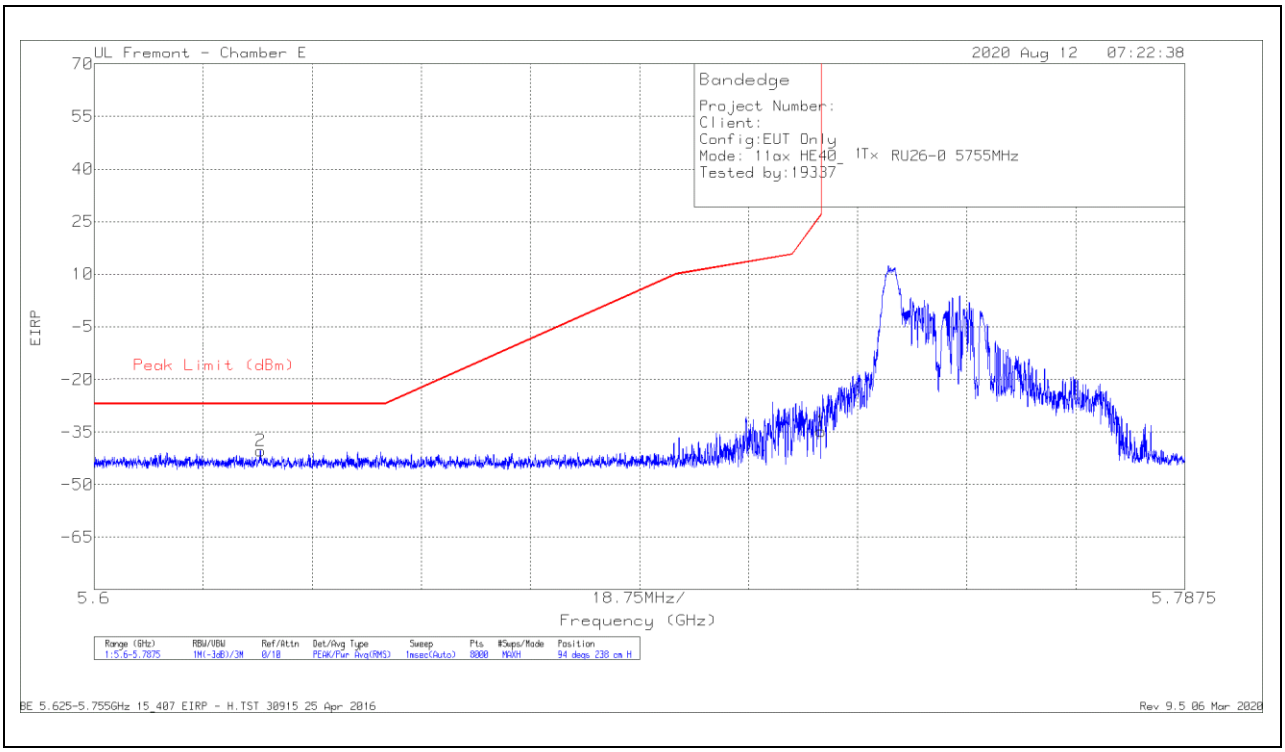

Marker	Frequency (GHz)	Meter Reading (dBm)	Det	AF T712 (dB/m)	Amp/Cbl/Fltr/Pad (dB)	Conversion Factor (dB)	Corrected Reading EIRP	Peak Limit (dBm)	PK Margin (dB)	Azimuth (Degs)	Height (cm)	Polarity
2	5.62857	-65.29	Pk	34.8	-21.7	11.8	-40.39	-27	-13.39	94	238	H
1	5.72498	-60.12	Pk	34.7	-21.2	11.8	-34.82	26.96	-61.78	94	238	H

Pk - Peak detector

UL VERIFICATION SERVICES INC.
47173 Benicia Street, Fremont, CA 94538; USA TEL:(510) 319-4000 FAX:(510) 661-0888
This report shall not be reproduced except in full, without the written approval of UL Verification Services Inc.

VERTICAL RESULT

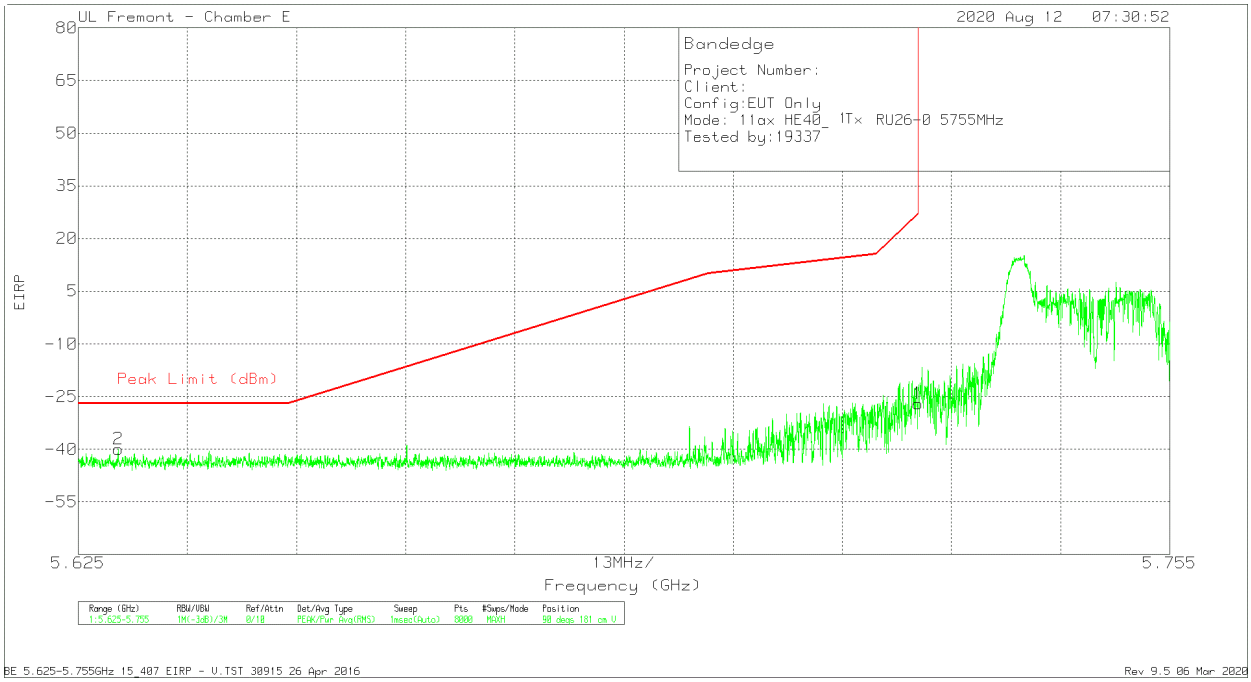

Marker	Frequency (GHz)	Meter Reading (dBm)	Det	AF T712 (dB/m)	Amp/Cbl/Fltr/Pad (dB)	Conversion Factor (dB)	Corrected Reading EIRP	Peak Limit (dBm)	PK Margin (dB)	Azimuth (Degs)	Height (cm)	Polarity
2	5.62976	-64.77	Pk	34.7	-21.7	11.8	-39.97	-27	-12.97	90	181	V
1	5.725	-52.27	Pk	34.7	-21.2	11.8	-26.97	27	-53.97	90	181	V

Pk - Peak detector

UL VERIFICATION SERVICES INC.
47173 Benicia Street, Fremont, CA 94538; USA TEL:(510) 319-4000 FAX:(510) 661-0888
This report shall not be reproduced except in full, without the written approval of UL Verification Services Inc.

ANTENNA 6 – 26 Tones, RU Index 17

BANDEDGE (HIGH CHANNEL)

HORIZONTAL RESULT

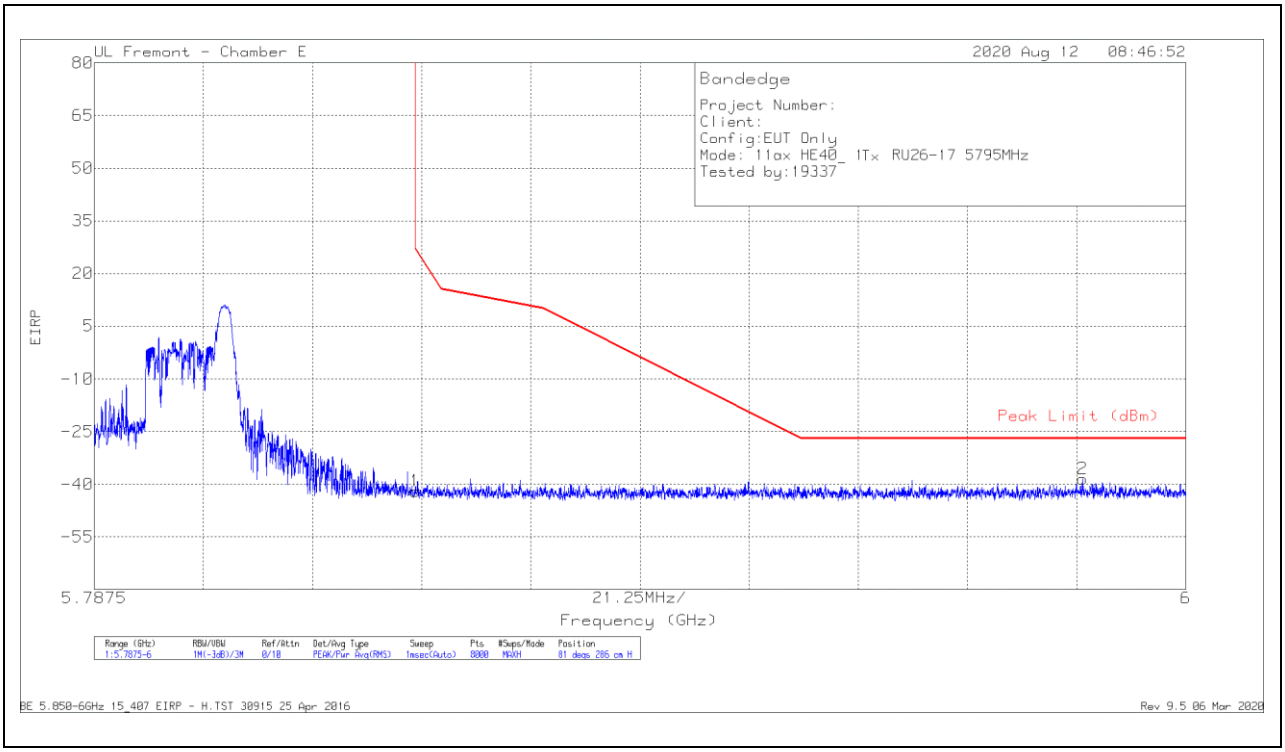

Marker	Frequency (GHz)	Meter Reading (dBm)	Det	AF T712 (dB/m)	Amp/Cbl/Fltr/Pad (dB)	Conversion Factor (dB)	Corrected Reading EIRP	Peak Limit (dBm)	PK Margin (dB)	Azimuth (Degs)	Height (cm)	Polarity
1	5.85001	-68.07	Pk	34.9	-20.7	11.8	-42.07	26.98	-69.05	81	286	H
2	5.97989	-64.61	Pk	35.2	-20.8	11.8	-38.41	-27	-11.41	81	286	H

Pk - Peak detector

UL VERIFICATION SERVICES INC.
47173 Benicia Street, Fremont, CA 94538; USA TEL:(510) 319-4000 FAX:(510) 661-0888
This report shall not be reproduced except in full, without the written approval of UL Verification Services Inc.

VERTICAL RESULT

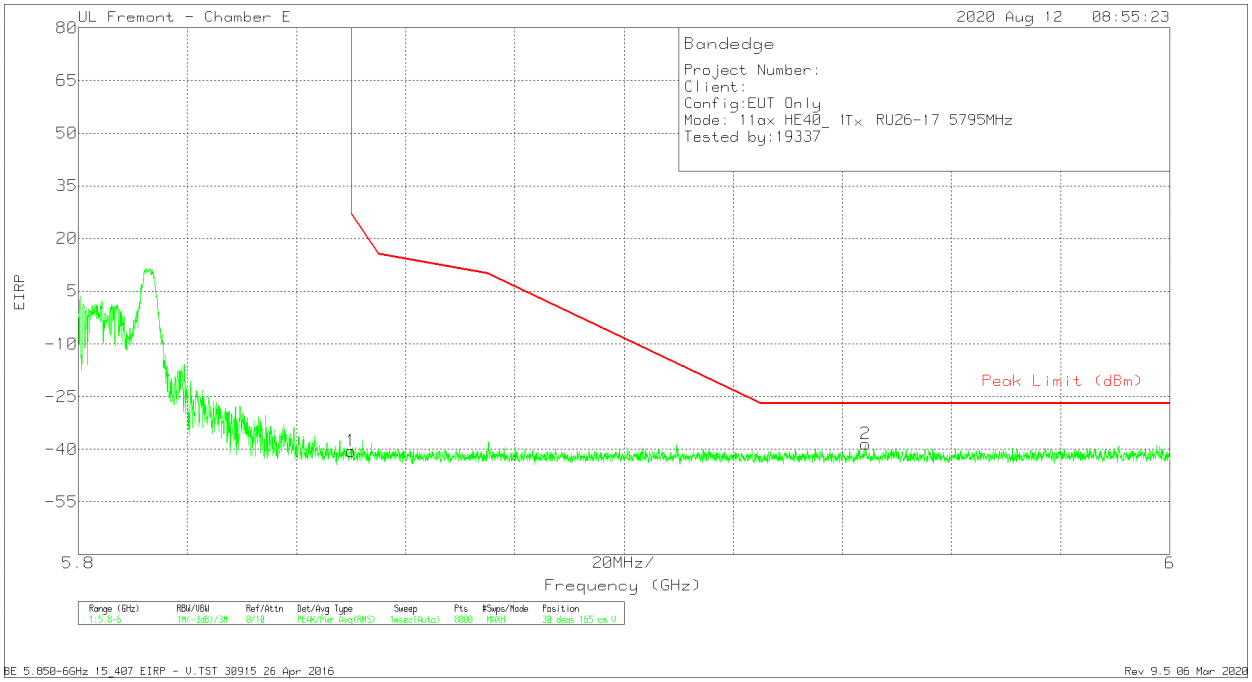

Marker	Frequency (GHz)	Meter Reading (dBm)	Det	AF T712 (dB/m)	Amp/Cbl/Fltr/Pad (dB)	Conversion Factor (dB)	Corrected Reading EIRP	Peak Limit (dBm)	PK Margin (dB)	Azimuth (Degs)	Height (cm)	Polarity
1	5.85001	-66.45	Pk	34.9	-20.7	11.8	-40.45	26.99	-67.44	30	165	V
2	5.94427	-64.31	Pk	35.1	-21	11.8	-38.41	-27	-11.41	30	165	V

Pk - Peak detector

UL VERIFICATION SERVICES INC.
47173 Benicia Street, Fremont, CA 94538; USA TEL:(510) 319-4000 FAX:(510) 661-0888
This report shall not be reproduced except in full, without the written approval of UL Verification Services Inc.

ANTENNA 5 – 484 Tones, RU Index 65

BANDEDGE (LOW CHANNEL)

HORIZONTAL RESULT

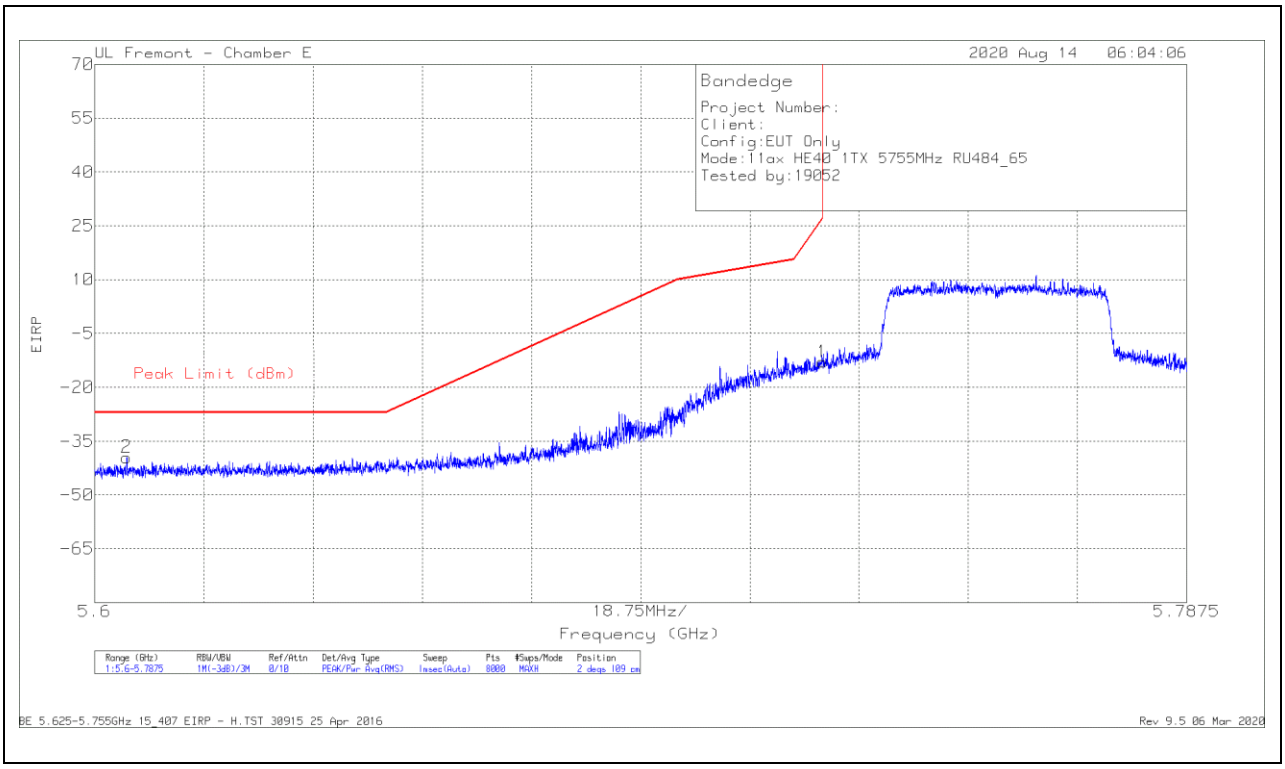

Marker	Frequency (GHz)	Meter Reading (dBm)	Det	AF T712 (dB/m)	Amp/Cbl/Fltr/Pad (dB)	Conversion Factor (dB)	Corrected Reading EIRP	Peak Limit (dBm)	PK Margin (dB)	Azimuth (Degs)	Height (cm)	Polarity
2	5.60549	-64.14	Pk	34.6	-21.8	11.8	-39.54	-27	-12.54	2	109	H
1	5.72498	-38.25	Pk	34.7	-21.2	11.8	-12.95	26.96	-39.91	2	109	H

Pk - Peak detector

UL VERIFICATION SERVICES INC.
47173 Benicia Street, Fremont, CA 94538; USA TEL:(510) 319-4000 FAX:(510) 661-0888
This report shall not be reproduced except in full, without the written approval of UL Verification Services Inc.

VERTICAL RESULT

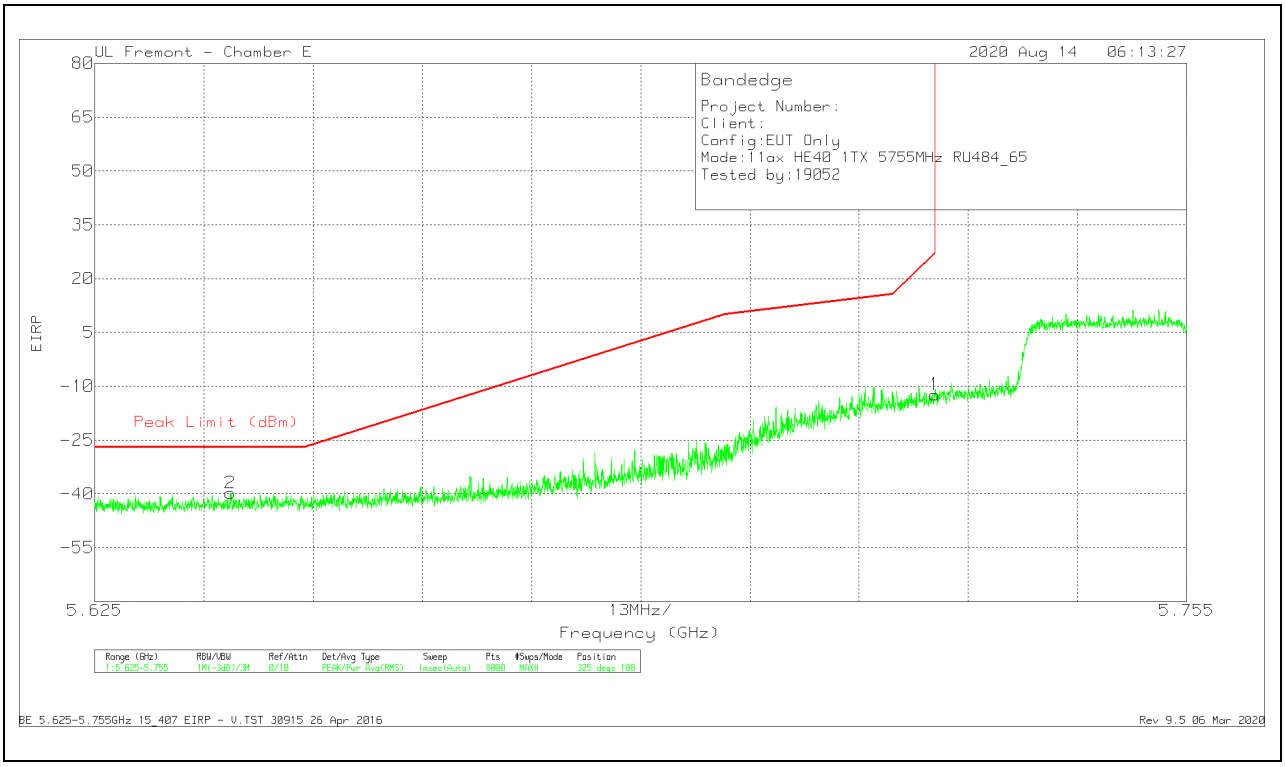

Marker	Frequency (GHz)	Meter Reading (dBm)	Det	AF T712 (dB/m)	Amp/Cbl/Fltr/Pad (dB)	Conversion Factor (dB)	Corrected Reading EIRP	Peak Limit (dBm)	PK Margin (dB)	Azimuth (Degs)	Height (cm)	Polarity
2	5.64114	-64.76	Pk	34.8	-21.6	11.8	-39.76	-27	-12.76	325	108	V
1	5.725	-37.6	Pk	34.7	-21.2	11.8	-12.3	27	-39.3	325	108	V

Pk - Peak detector

UL VERIFICATION SERVICES INC.
47173 Benicia Street, Fremont, CA 94538; USA TEL:(510) 319-4000 FAX:(510) 661-0888
This report shall not be reproduced except in full, without the written approval of UL Verification Services Inc.

BANDEDGE (HIGH CHANNEL)

HORIZONTAL RESULT

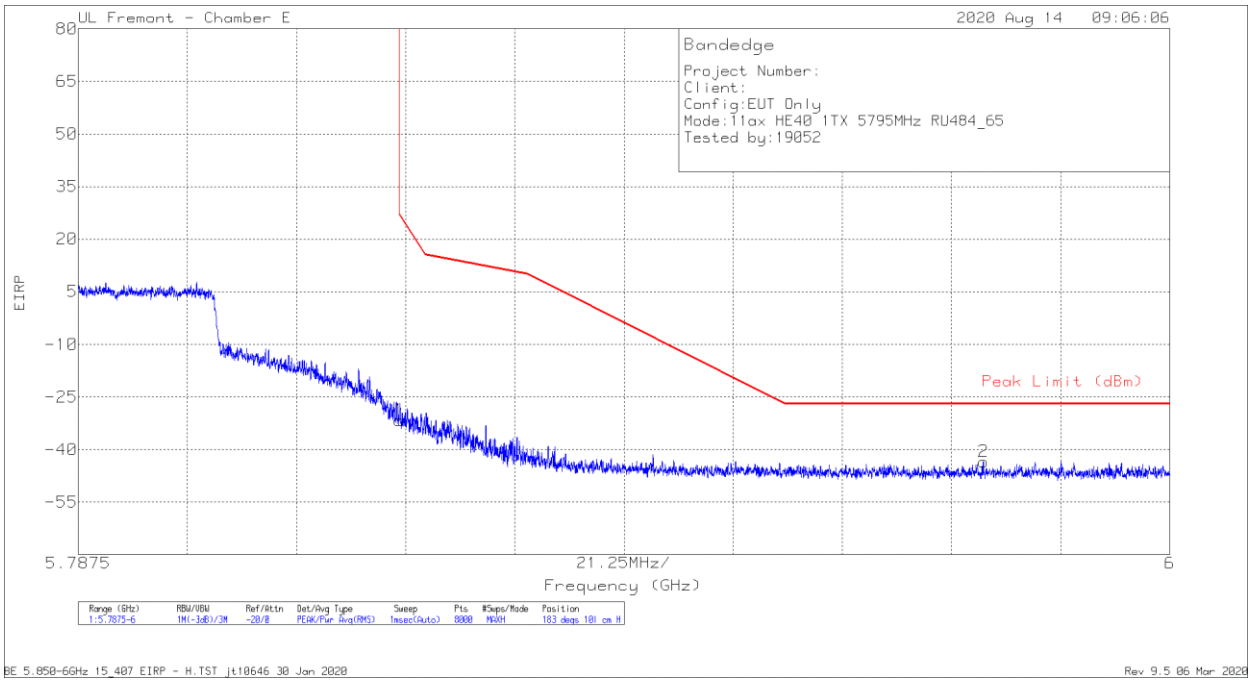

Marker	Frequency (GHz)	Meter Reading (dBm)	Det	AF T712 (dB/m)	Amp/Cbl/Fltr/Pad (dB)	Conversion Factor (dB)	Corrected Reading EIRP	Peak Limit (dBm)	PK Margin (dB)	Azimuth (Degs)	Height (cm)	Polarity
1	5.85001	-57.61	Pk	34.9	-20.7	11.8	-31.61	26.98	-58.59	183	101	H
2	5.96371	-69.49	Pk	35.2	-20.9	11.8	-43.39	-27	-16.39	183	101	H

Pk - Peak detector

UL VERIFICATION SERVICES INC.
47173 Benicia Street, Fremont, CA 94538; USA TEL:(510) 319-4000 FAX:(510) 661-0888
This report shall not be reproduced except in full, without the written approval of UL Verification Services Inc.

VERTICAL RESULT

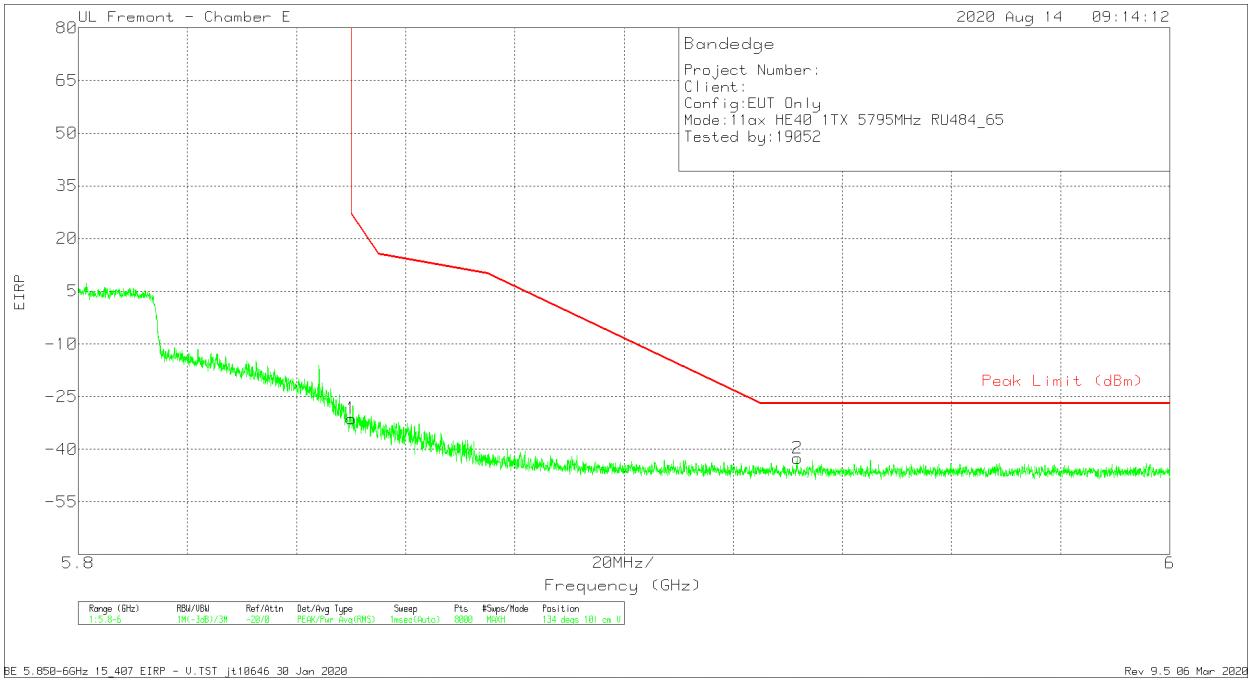

Marker	Frequency (GHz)	Meter Reading (dBm)	Det	AF T712 (dB/m)	Amp/Cbl/Fltr/Pad (dB)	Conversion Factor (dB)	Corrected Reading EIRP	Peak Limit (dBm)	PK Margin (dB)	Azimuth (Degs)	Height (cm)	Polarity
1	5.85001	-57.21	Pk	34.9	-20.7	11.8	-31.21	26.99	-58.2	134	101	V
2	5.93177	-68.5	Pk	35.1	-21	11.8	-42.6	-27	-15.6	134	101	V

Pk - Peak detector

UL VERIFICATION SERVICES INC.
47173 Benicia Street, Fremont, CA 94538; USA TEL:(510) 319-4000 FAX:(510) 661-0888
This report shall not be reproduced except in full, without the written approval of UL Verification Services Inc.

ANTENNA 5 – 26 Tones, RU Index 0

BANDEDGE (LOW CHANNEL)

HORIZONTAL RESULT

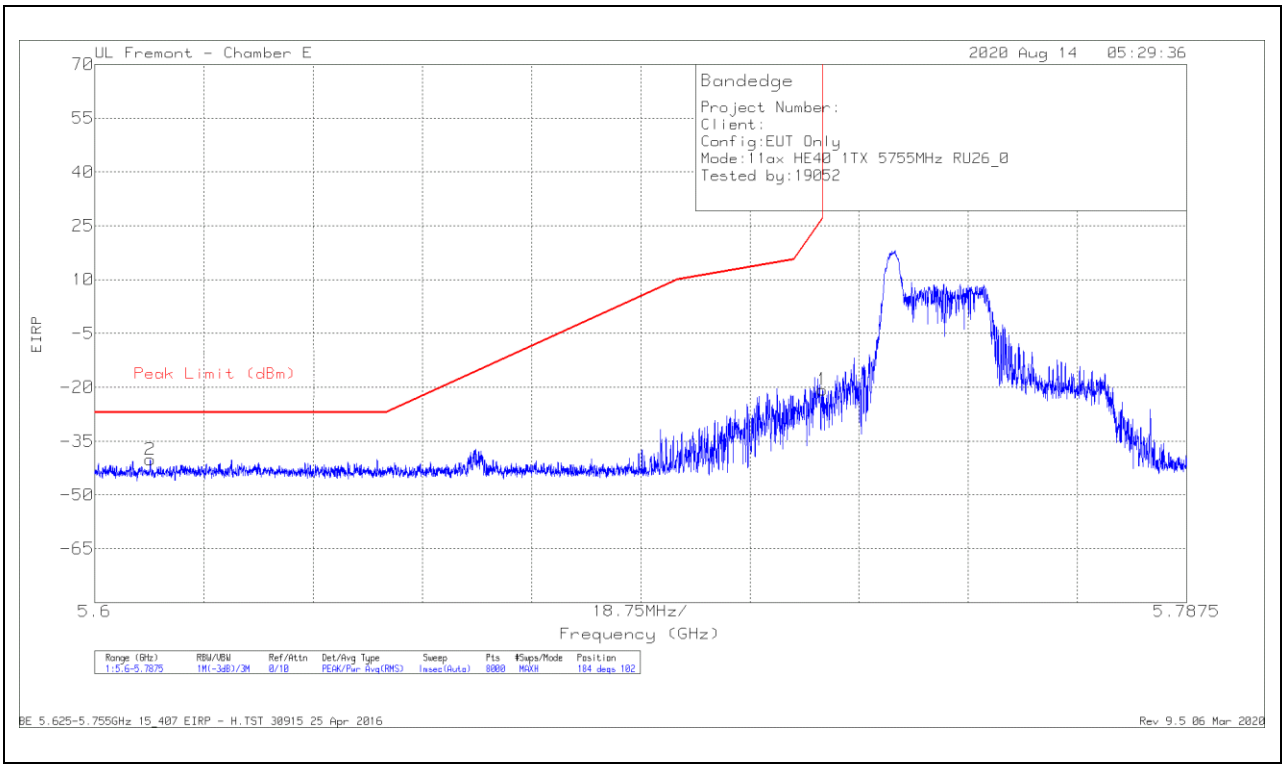

Marker	Frequency (GHz)	Meter Reading (dBm)	Det	AF T712 (dB/m)	Amp/Cbl/Fltr/Pad (dB)	Conversion Factor (dB)	Corrected Reading EIRP	Peak Limit (dBm)	PK Margin (dB)	Azimuth (Degs)	Height (cm)	Polarity
2	5.60952	-64.83	Pk	34.7	-21.8	11.8	-40.13	-27	-13.13	184	102	H
1	5.72498	-46.01	Pk	34.7	-21.2	11.8	-20.71	26.96	-47.67	184	102	H

Pk - Peak detector

UL VERIFICATION SERVICES INC.
47173 Benicia Street, Fremont, CA 94538; USA TEL:(510) 319-4000 FAX:(510) 661-0888
This report shall not be reproduced except in full, without the written approval of UL Verification Services Inc.

VERTICAL RESULT

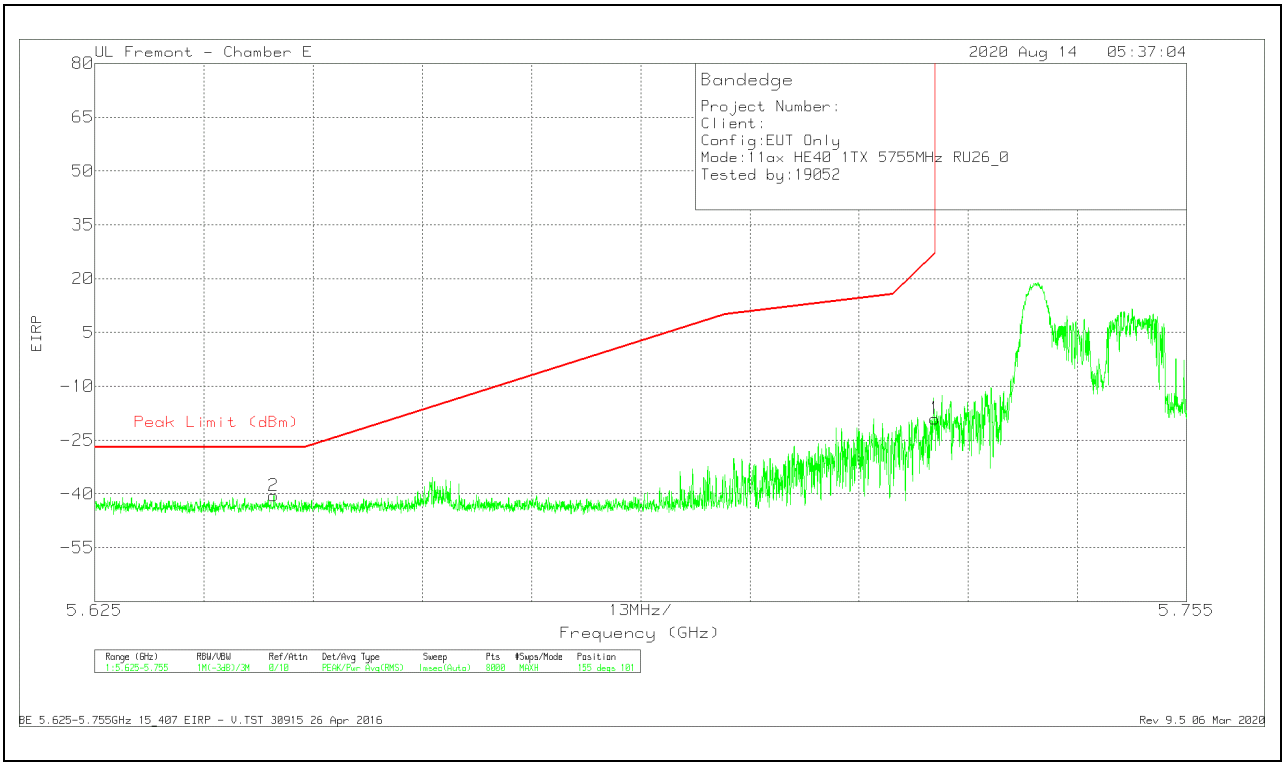

Marker	Frequency (GHz)	Meter Reading (dBm)	Det	AF T712 (dB/m)	Amp/Cbl/Fltr/Pad (dB)	Conversion Factor (dB)	Corrected Reading EIRP	Peak Limit (dBm)	PK Margin (dB)	Azimuth (Degs)	Height (cm)	Polarity
2	5.64631	-65.47	Pk	34.8	-21.6	11.8	-40.47	-27	-13.47	155	101	V
1	5.725	-44.32	Pk	34.7	-21.2	11.8	-19.02	27	-46.02	155	101	V

Pk - Peak detector

UL VERIFICATION SERVICES INC.
47173 Benicia Street, Fremont, CA 94538; USA TEL:(510) 319-4000 FAX:(510) 661-0888
This report shall not be reproduced except in full, without the written approval of UL Verification Services Inc.

ANTENNA 5 – 26 Tones, RU Index 17

BANDEDGE (HIGH CHANNEL)

HORIZONTAL RESULT

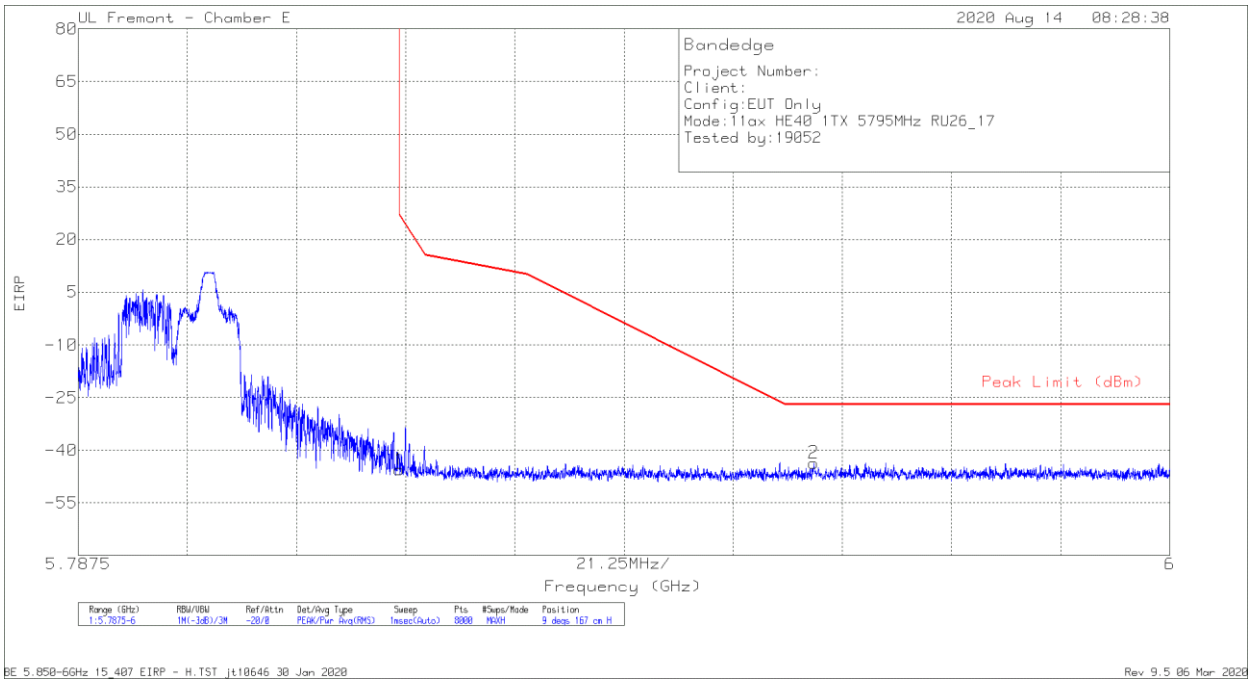

Marker	Frequency (GHz)	Meter Reading (dBm)	Det	AF T712 (dB/m)	Amp/Cbl/Fltr/Pad (dB)	Conversion Factor (dB)	Corrected Reading EIRP	Peak Limit (dBm)	PK Margin (dB)	Azimuth (Degs)	Height (cm)	Polarity
1	5.85001	-71.59	Pk	34.9	-20.7	11.8	-45.59	26.98	-72.57	9	167	H
2	5.93066	-69.47	Pk	35.1	-21	11.8	-43.57	-27	-16.57	9	167	H

Pk - Peak detector

UL VERIFICATION SERVICES INC.
47173 Benicia Street, Fremont, CA 94538; USA TEL:(510) 319-4000 FAX:(510) 661-0888
This report shall not be reproduced except in full, without the written approval of UL Verification Services Inc.

VERTICAL RESULT

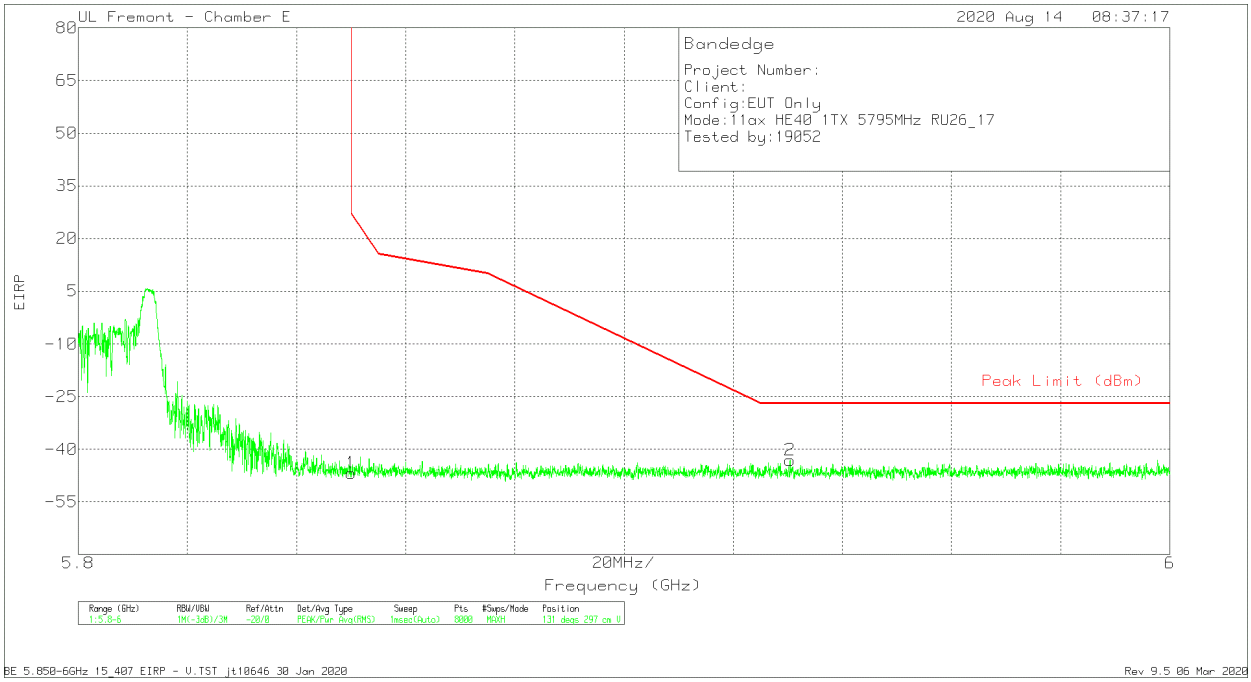

Marker	Frequency (GHz)	Meter Reading (dBm)	Det	AF T712 (dB/m)	Amp/Cbl/Fltr/Pad (dB)	Conversion Factor (dB)	Corrected Reading EIRP	Peak Limit (dBm)	PK Margin (dB)	Azimuth (Degs)	Height (cm)	Polarity
1	5.85001	-72.78	Pk	34.9	-20.7	11.8	-46.78	26.99	-73.77	131	297	V
2	5.93042	-69.05	Pk	35.1	-21	11.8	-43.15	-27	-16.15	131	297	V

Pk - Peak detector

UL VERIFICATION SERVICES INC.
47173 Benicia Street, Fremont, CA 94538; USA TEL:(510) 319-4000 FAX:(510) 661-0888
This report shall not be reproduced except in full, without the written approval of UL Verification Services Inc.

2TX ANTENNA 6 + ANTENNA 5 OFDMA MODE – 484 Tones, RU Index 65

BANDEDGE (LOW CHANNEL)

HORIZONTAL RESULT

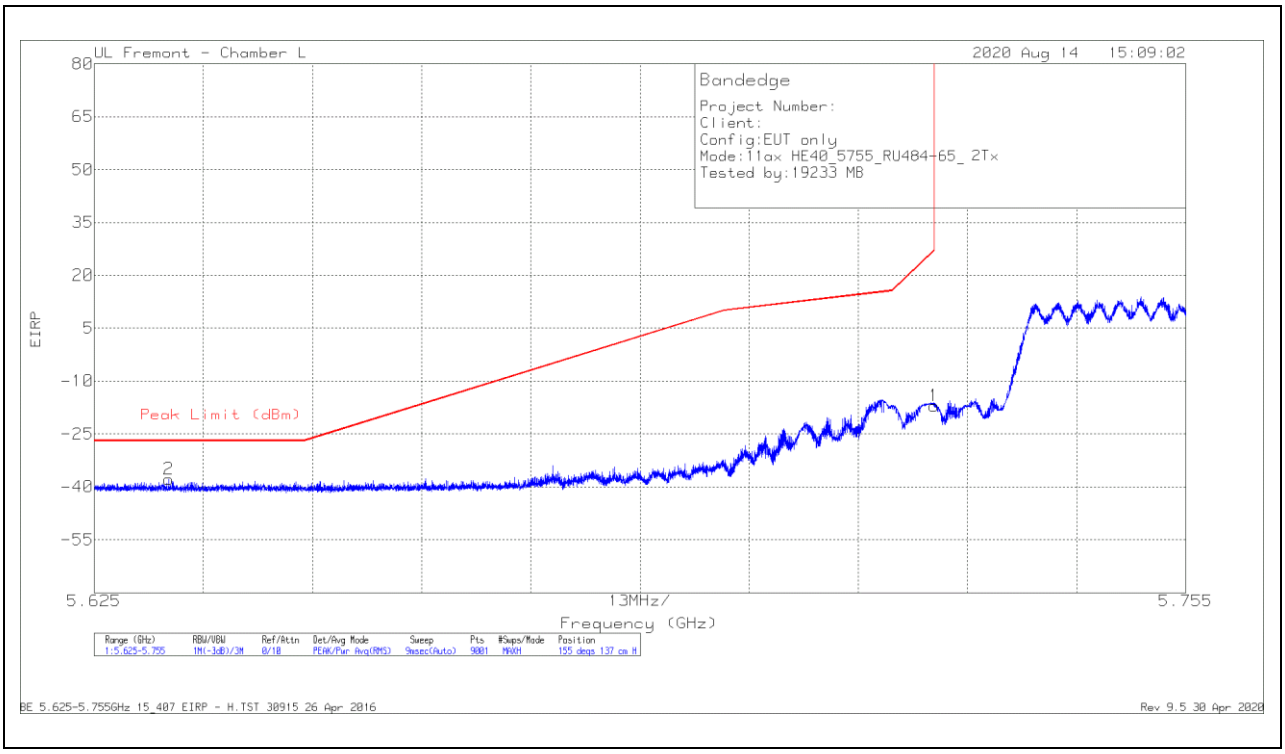

Marker	Frequency (GHz)	Meter Reading (dBm)	Det	AF 344 (dB/m)	Amp/Cbl/Fltr/Pad (dB)	Conversion Factor (dB)	Corrected Reading EIRP	Peak Limit (dBm)	PK Margin (dB)	Azimuth (Degs)	Height (cm)	Polarity
1	5.725	-46.86	Pk	34.7	-16.6	11.8	-16.96	26.99	-43.95	155	137	H
2	5.63385	-67.68	Pk	34.7	-16.6	11.8	-37.78	-27	-10.78	155	137	H

Pk - Peak detector

UL VERIFICATION SERVICES INC.
47173 Benicia Street, Fremont, CA 94538; USA TEL:(510) 319-4000 FAX:(510) 661-0888
This report shall not be reproduced except in full, without the written approval of UL Verification Services Inc.

VERTICAL RESULT

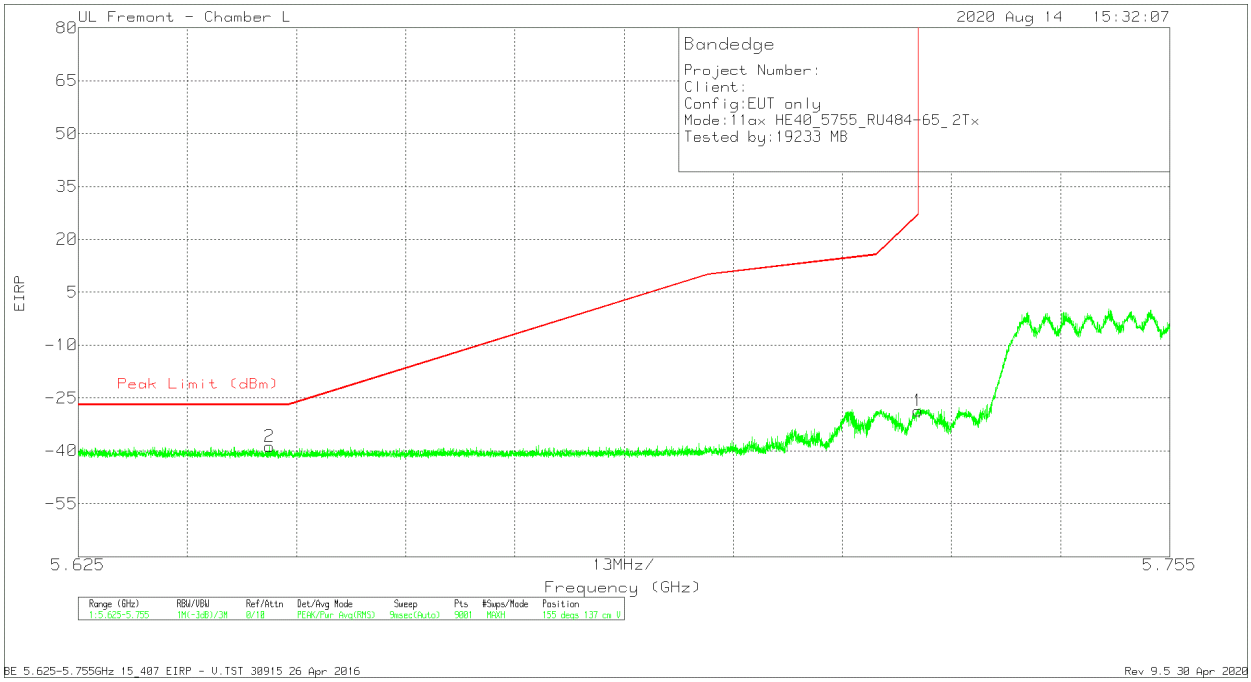

Marker	Frequency (GHz)	Meter Reading (dBm)	Det	AF 344 (dB/m)	Amp/Cbl/Fltr/Pad (dB)	Conversion Factor (dB)	Corrected Reading EIRP	Peak Limit (dBm)	PK Margin (dB)	Azimuth (Degs)	Height (cm)	Polarity
1	5.725	-58.57	Pk	34.7	-16.6	11.8	-28.67	26.99	-55.66	155	137	V
2	5.64778	-68.65	Pk	34.7	-16.6	11.8	-38.75	-27	-11.75	155	137	V

Pk - Peak detector

UL VERIFICATION SERVICES INC.
47173 Benicia Street, Fremont, CA 94538; USA TEL:(510) 319-4000 FAX:(510) 661-0888
This report shall not be reproduced except in full, without the written approval of UL Verification Services Inc.

BANDEDGE (HIGH CHANNEL)

HORIZONTAL RESULT

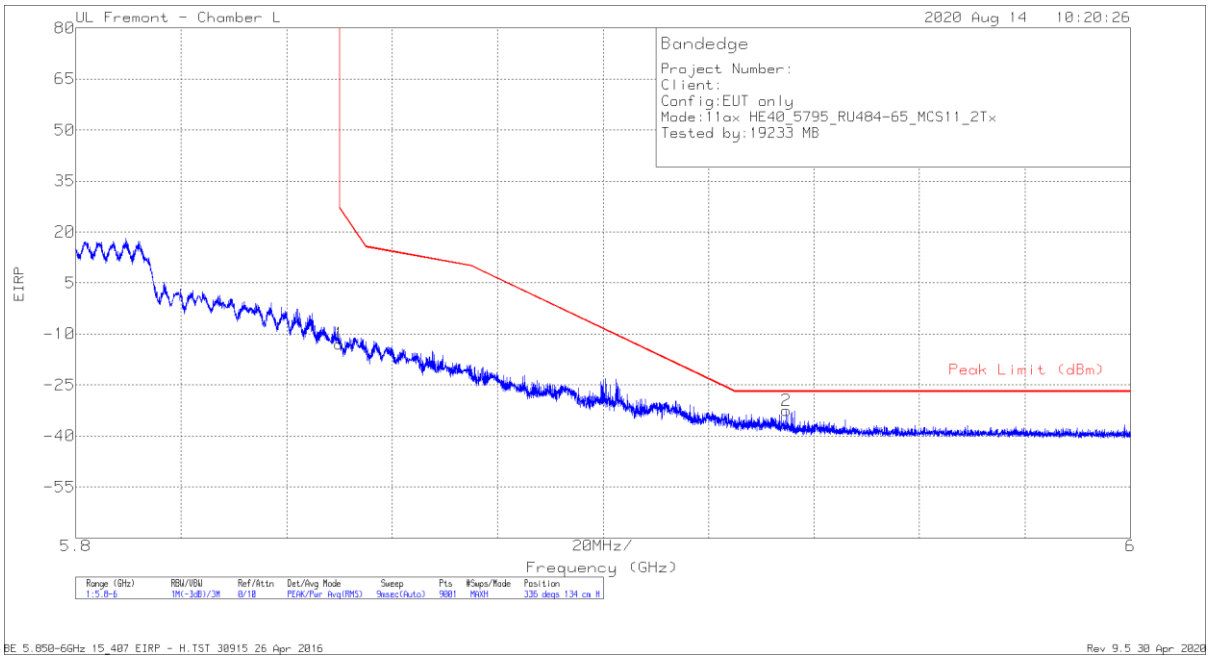

Marker	Frequency (GHz)	Meter Reading (dBm)	Det	AF 344 (dB/m)	Amp/Cbl/Fltr/Pad (dB)	Conversion Factor (dB)	Corrected Reading EIRP	Peak Limit (dBm)	PK Margin (dB)	Azimuth (Degs)	Height (cm)	Polarity
1	5.85002	-42.99	Pk	35	-16.7	11.8	-12.89	26.95	-39.84	336	134	H
2	5.93475	-63.15	Pk	35.2	-16.3	11.8	-32.45	-27	-5.45	336	134	H

Pk - Peak detector

UL VERIFICATION SERVICES INC.
47173 Benicia Street, Fremont, CA 94538; USA TEL:(510) 319-4000 FAX:(510) 661-0888
This report shall not be reproduced except in full, without the written approval of UL Verification Services Inc.

VERTICAL RESULT

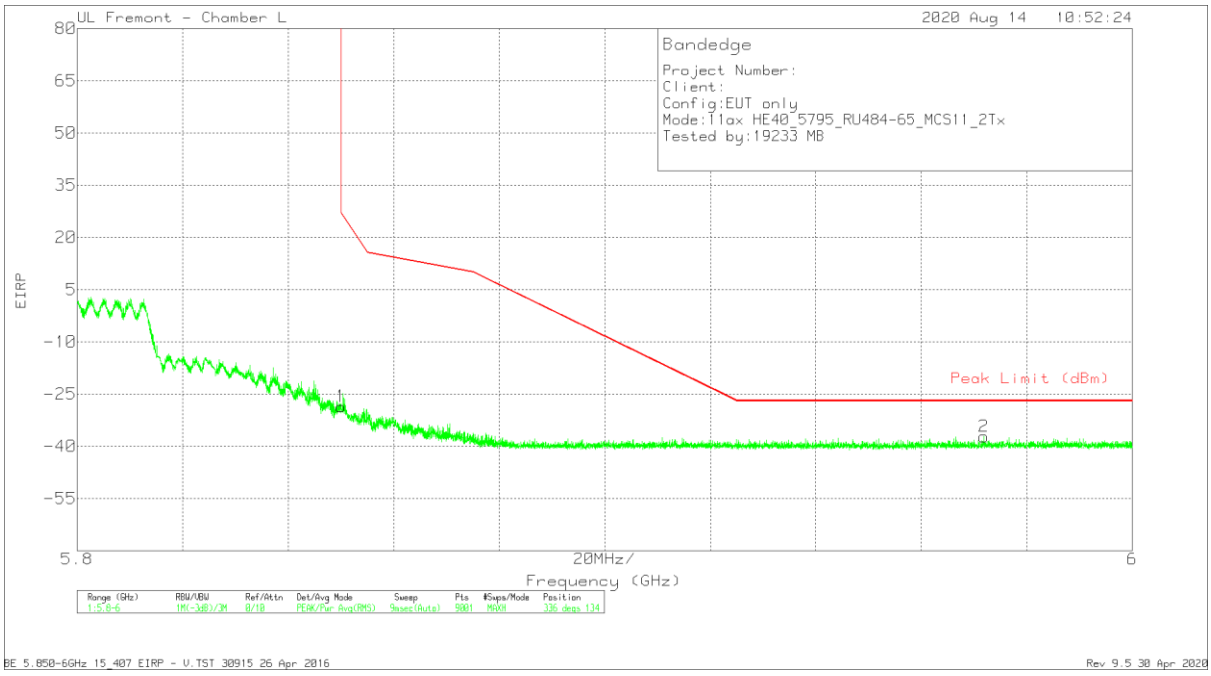

Marker	Frequency (GHz)	Meter Reading (dBm)	Det	AF 344 (dB/m)	Amp/Cbl/Fltr/Pad (dB)	Conversion Factor (dB)	Corrected Reading EIRP	Peak Limit (dBm)	PK Margin (dB)	Azimuth (Degs)	Height (cm)	Polarity
1	5.85002	-58.69	Pk	35	-16.7	11.8	-28.59	26.95	-55.54	336	134	V
2	5.97189	-68.1	Pk	35.2	-16.1	11.8	-37.2	-27	-10.2	336	134	V

Pk - Peak detector

UL VERIFICATION SERVICES INC.
47173 Benicia Street, Fremont, CA 94538; USA TEL:(510) 319-4000 FAX:(510) 661-0888
This report shall not be reproduced except in full, without the written approval of UL Verification Services Inc.

HARMONICS AND SPURIOUS EMISSIONS

LOW CHANNEL RESULTS

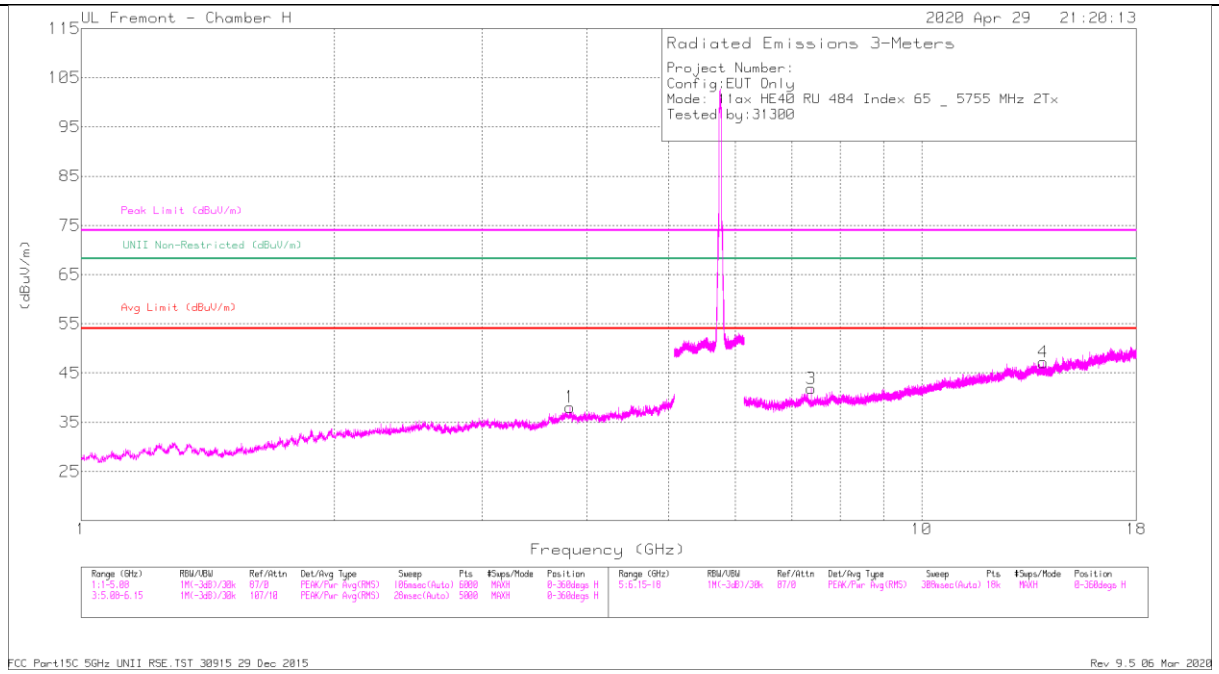

HORIZONTAL

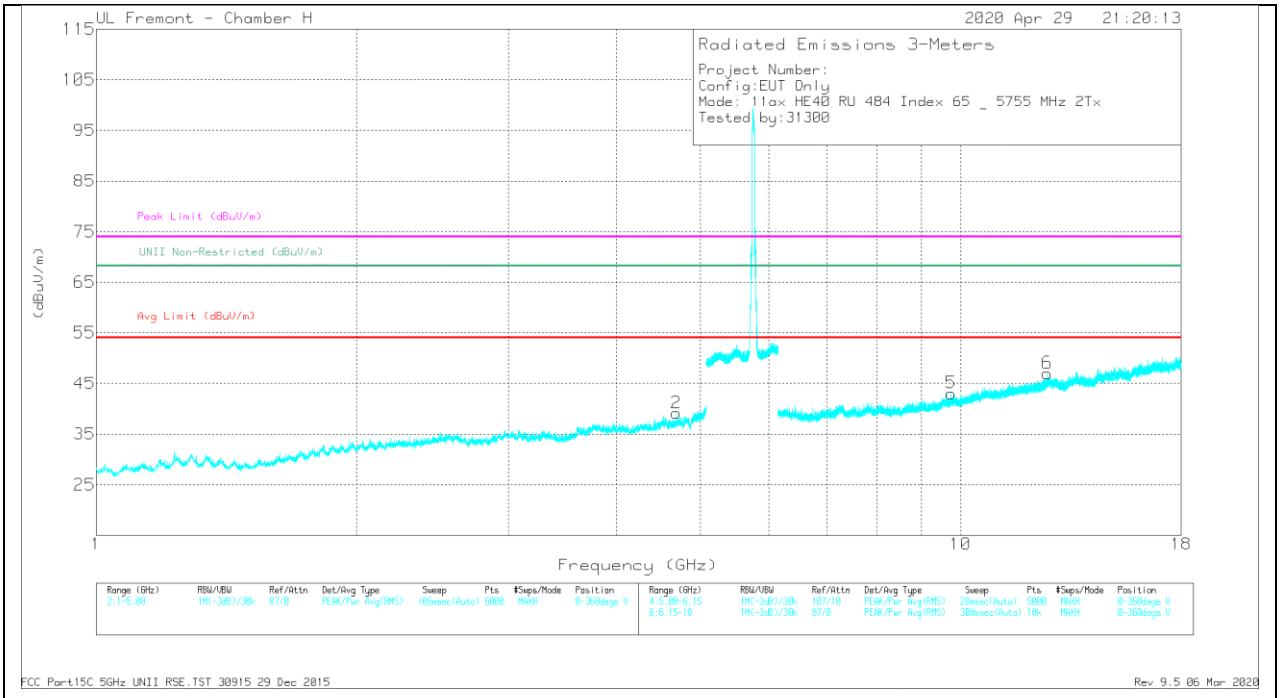

VERTICAL

UL VERIFICATION SERVICES INC.
47173 Benicia Street, Fremont, CA 94538; USA TEL:(510) 319-4000 FAX:(510) 661-0888
This report shall not be reproduced except in full, without the written approval of UL Verification Services Inc.

RADIATED EMISSIONS

Marker	Frequency (GHz)	Meter Reading (dBuV)	Det	AF T863 (dB/m)	Amp/Cbl/Fltr/Pad (dB)	Corrected Reading (dBuV/m)	Avg Limit (dBuV/m)	Margin (dB)	Peak Limit (dBuV/m)	PK Margin (dB)	UNII Non-Restricted (dBuV/m)	PK Margin (dB)	Azimuth (Degs)	Height (cm)	Polarity
1	* 3.81493	43.2	PK-U	33.6	-32	44.8	-	-	74	-29.2	-	-	78	219	H
	* 3.8159	31.28	ADR	33.6	-32	32.88	54	-21.12	-	-	-	-	78	219	H
2	* 4.69269	41.91	PK-U	34.3	-31.1	45.11	-	-	74	-28.89	-	-	350	231	V
	* 4.69422	30.57	ADR	34.3	-31.1	33.77	54	-20.23	-	-	-	-	350	231	V
3	* 7.39472	39.61	PK-U	36.1	-28.7	47.01	-	-	74	-26.99	-	-	232	154	H
	* 7.3982	27.62	ADR	36	-28.6	35.02	54	-18.98	-	-	-	-	232	154	H
6	* 12.6071	36.38	PK-U	39.7	-23.4	52.68	-	-	74	-21.32	-	-	350	101	V
	* 12.6076	25.03	ADR	39.7	-23.4	41.33	54	-12.67	-	-	-	-	350	101	V
5	9.74443	37.55	PK-U	36.9	-25.5	48.95	-	-	-	-	68.2	-19.25	137	101	V
4	13.94645	37.23	PK-U	39.3	-23.1	53.43	-	-	-	-	68.2	-14.77	338	200	H

* - indicates frequency in CFR47 Pt 15 / IC RSS-Restricted Band
PK-U - U-NII: Maximum Peak
ADR - U-NII AD primary method, RMS average

UL VERIFICATION SERVICES INC.
47173 Benicia Street, Fremont, CA 94538; USA TEL:(510) 319-4000 FAX:(510) 661-0888
This report shall not be reproduced except in full, without the written approval of UL Verification Services Inc.

HIGH CHANNEL RESULTS

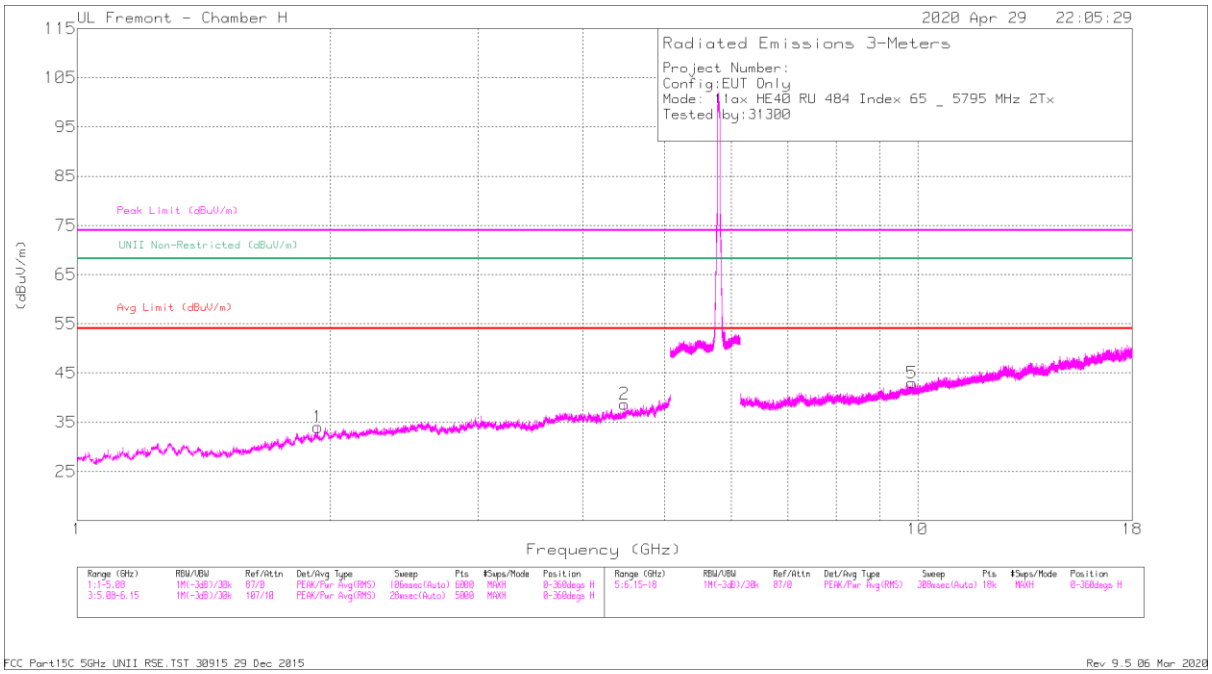

HORIZONTAL

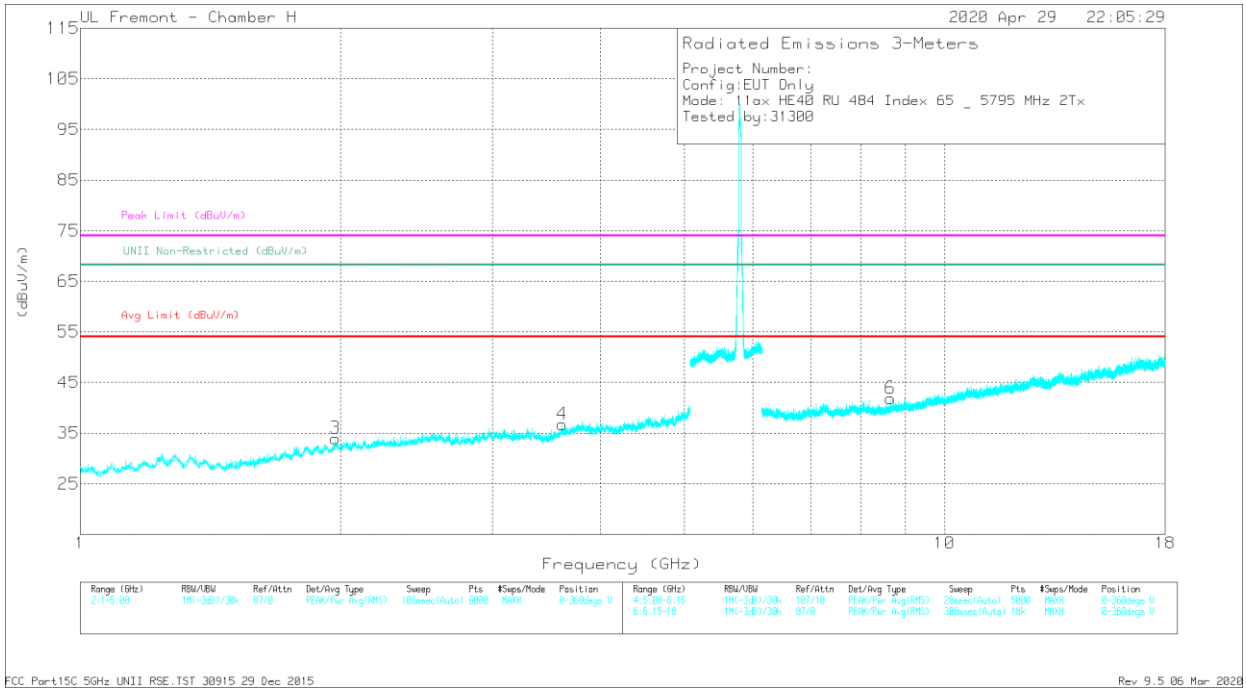

VERTICAL

UL VERIFICATION SERVICES INC.
47173 Benicia Street, Fremont, CA 94538; USA TEL:(510) 319-4000 FAX:(510) 661-0888
This report shall not be reproduced except in full, without the written approval of UL Verification Services Inc.

RADIATED EMISSIONS

Marker	Frequency (GHz)	Meter Reading (dBuV)	Det	AF T863 (dB/m)	Amp/Cbl/Fltr/Pad (dB)	Corrected Reading (dBuV/m)	Avg Limit (dBuV/m)	Margin (dB)	Peak Limit (dBuV/m)	PK Margin (dB)	UNII Non-Restricted (dBuV/m)	PK Margin (dB)	Azimuth (Degs)	Height (cm)	Polarity
4	* 3.60993	43.74	PK-U	33	-32.4	44.34	-	-	74	-29.66	-	-	14	101	V
	* 3.60922	31.26	ADR	33	-32.4	31.86	54	-22.14	-	-	-	-	14	101	V
1	1.93136	43.28	PK-U	31.2	-34.5	39.98	-	-	-	-	68.2	-28.22	338	169	H
3	1.973	43.44	PK-U	31.5	-34.3	40.64	-	-	-	-	68.2	-27.56	332	201	V
2	4.47532	42.09	PK-U	33.8	-31.5	44.39	-	-	-	-	68.2	-23.81	188	117	H
6	8.66194	39.35	PK-U	36.1	-26.6	48.85	-	-	-	-	68.2	-19.35	125	101	V
5	9.84494	37.74	PK-U	36.9	-24.8	49.84	-	-	-	-	68.2	-18.36	261	200	H

* - indicates frequency in CFR47 Pt 15 / IC RSS-Restricted Band
PK-U - U-NII: Maximum Peak
ADR - U-NII AD primary method, RMS average

UL VERIFICATION SERVICES INC.
47173 Benicia Street, Fremont, CA 94538; USA TEL:(510) 319-4000 FAX:(510) 661-0888
This report shall not be reproduced except in full, without the written approval of UL Verification Services Inc.

2TX ANTENNA 6 + ANTENNA 5 OFDMA MODE – 26 Tones, RU Index 0

BANDEDGE (LOW CHANNEL)

HORIZONTAL RESULT

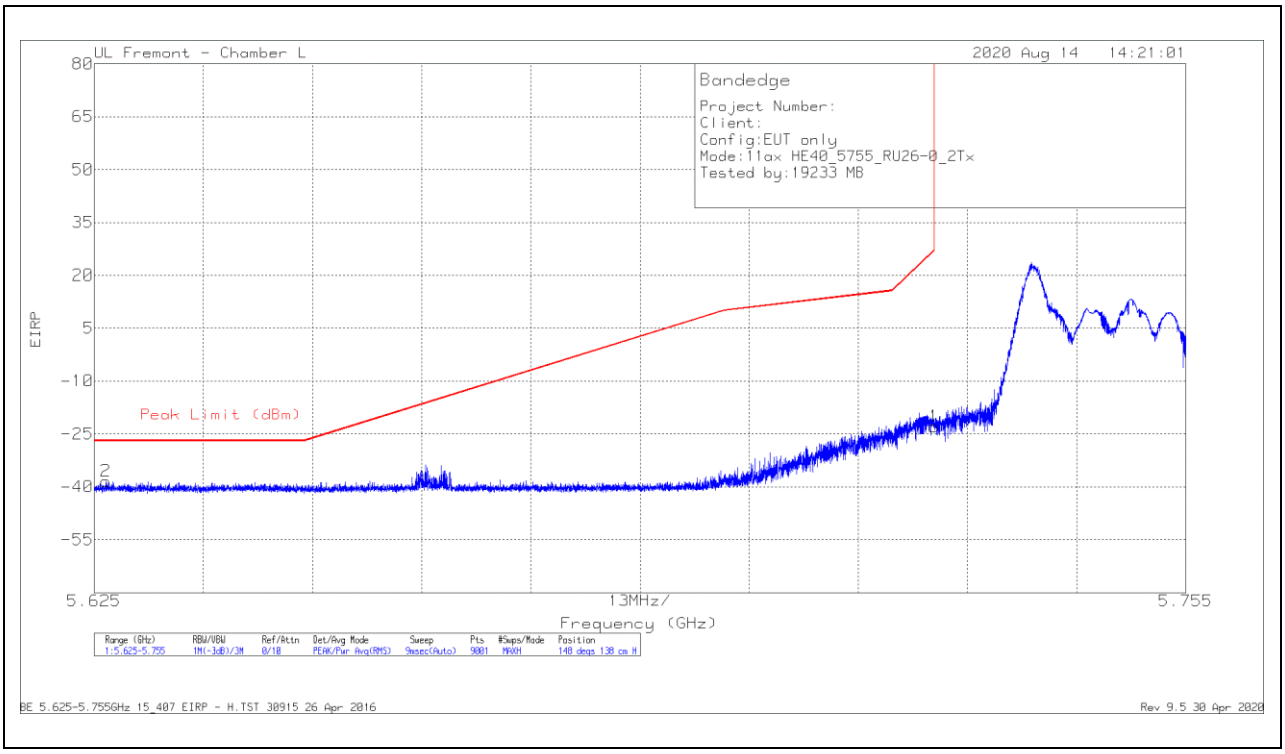

Marker	Frequency (GHz)	Meter Reading (dBm)	Det	AF 344 (dB/m)	Amp/Cbl/Fltr/Pad (dB)	Conversion Factor (dB)	Corrected Reading EIRP	Peak Limit (dBm)	PK Margin (dB)	Azimuth (Degs)	Height (cm)	Polarity
1	5.725	-52.75	Pk	34.7	-16.6	11.8	-22.85	26.99	-49.84	148	138	H
2	5.62642	-68.12	Pk	34.7	-16.7	11.8	-38.32	-27	-11.32	148	138	H

Pk - Peak detector

UL VERIFICATION SERVICES INC.
47173 Benicia Street, Fremont, CA 94538; USA TEL:(510) 319-4000 FAX:(510) 661-0888
This report shall not be reproduced except in full, without the written approval of UL Verification Services Inc.

VERTICAL RESULT

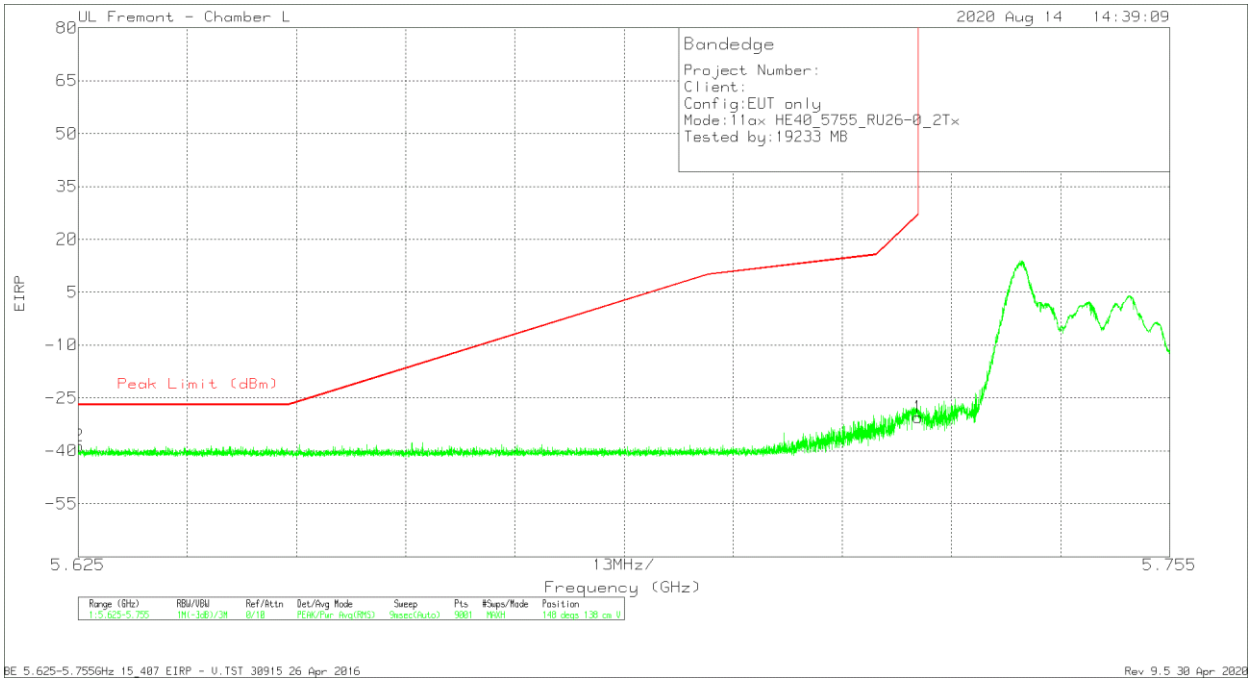

Marker	Frequency (GHz)	Meter Reading (dBm)	Det	AF 344 (dB/m)	Amp/Cbl/Fltr/Pad (dB)	Conversion Factor (dB)	Corrected Reading EIRP	Peak Limit (dBm)	PK Margin (dB)	Azimuth (Degs)	Height (cm)	Polarity
1	5.725	-60.31	Pk	34.7	-16.6	11.8	-30.41	26.99	-57.4	148	138	V
2	5.62509	-68.38	Pk	34.7	-16.7	11.8	-38.58	-27	-11.58	148	138	V

Pk - Peak detector

UL VERIFICATION SERVICES INC.
47173 Benicia Street, Fremont, CA 94538; USA TEL:(510) 319-4000 FAX:(510) 661-0888
This report shall not be reproduced except in full, without the written approval of UL Verification Services Inc.

2TX ANTENNA 6 + ANTENNA 5 OFDMA MODE – 26 Tones, RU Index 17

BANDEDGE (HIGH CHANNEL)

HORIZONTAL RESULT

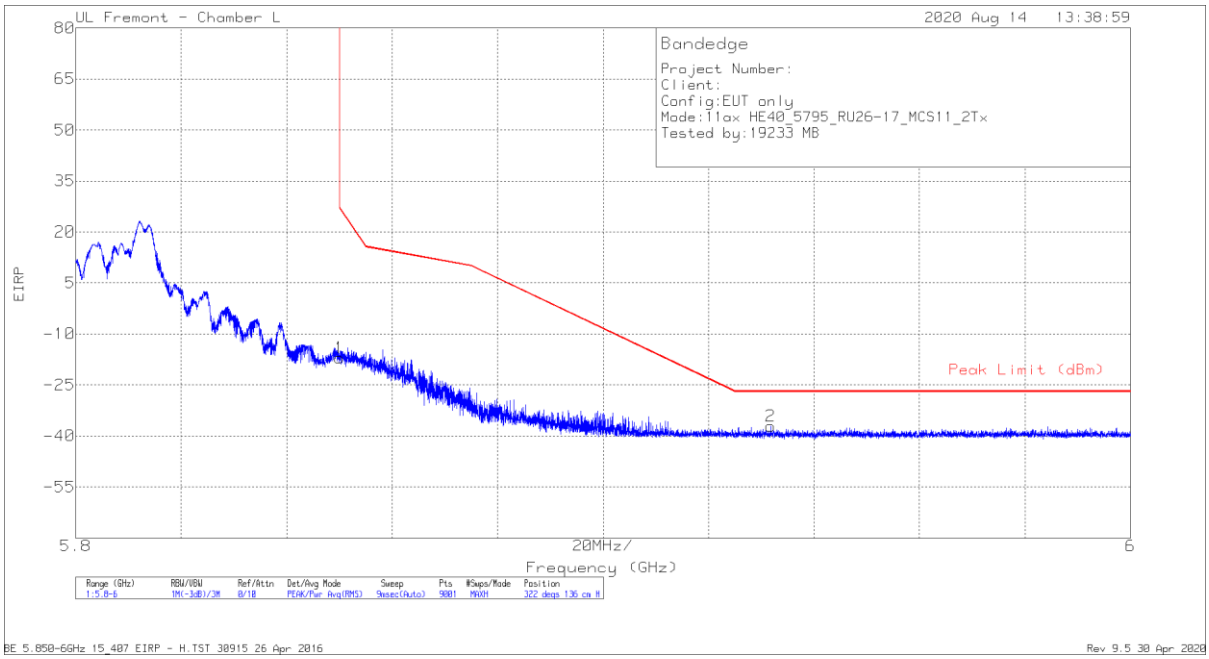

Marker	Frequency (GHz)	Meter Reading (dBm)	Det	AF 344 (dB/m)	Amp/Cbl/Fltr/Pad (dB)	Conversion Factor (dB)	Corrected Reading EIRP	Peak Limit (dBm)	PK Margin (dB)	Azimuth (Degs)	Height (cm)	Polarity
1	5.85002	-47.05	Pk	35	-16.7	11.8	-16.95	26.95	-43.9	322	136	H
2	5.9318	-67.73	Pk	35.2	-16.3	11.8	-37.03	-27	-10.03	322	136	H

Pk - Peak detector

UL VERIFICATION SERVICES INC.
47173 Benicia Street, Fremont, CA 94538; USA TEL:(510) 319-4000 FAX:(510) 661-0888
This report shall not be reproduced except in full, without the written approval of UL Verification Services Inc.

VERTICAL RESULT

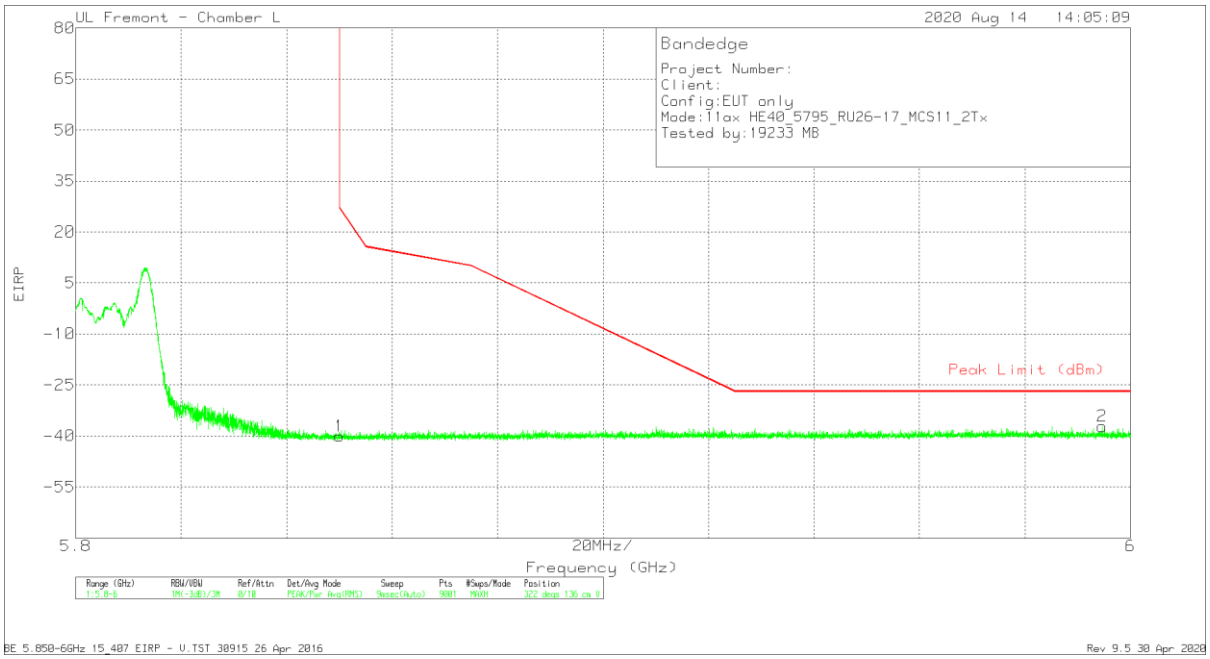

Marker	Frequency (GHz)	Meter Reading (dBm)	Det	AF 344 (dB/m)	Amp/Cbl/Fltr/Pad (dB)	Conversion Factor (dB)	Corrected Reading EIRP	Peak Limit (dBm)	PK Margin (dB)	Azimuth (Degs)	Height (cm)	Polarity
1	5.85002	-70.17	Pk	35	-16.7	11.8	-40.07	26.95	-67.02	322	136	V
2	5.99466	-68.3	Pk	35.3	-16	11.8	-37.2	-27	-10.2	322	136	V

Pk - Peak detector

UL VERIFICATION SERVICES INC.
47173 Benicia Street, Fremont, CA 94538; USA TEL:(510) 319-4000 FAX:(510) 661-0888
This report shall not be reproduced except in full, without the written approval of UL Verification Services Inc.

2TX ANTENNA 6 + ANTENNA 5 OFDMA MODE – 26 Tones, RU Index 17

HARMONICS AND SPURIOUS EMISSIONS

LOW CHANNEL RESULTS

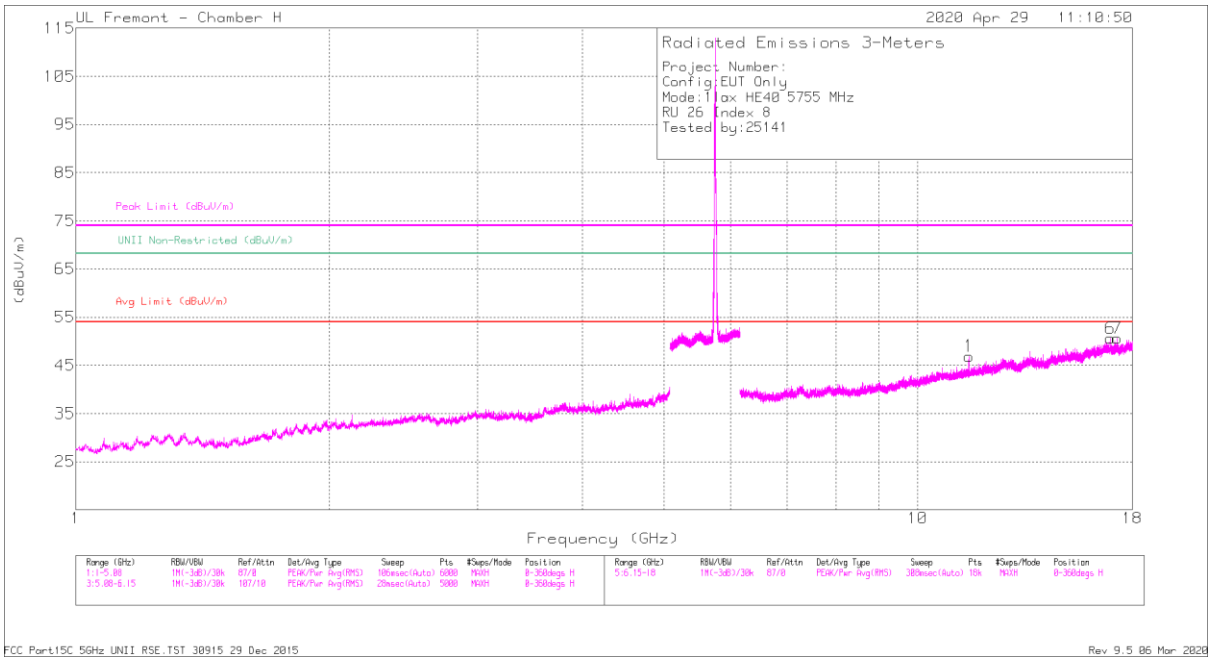

HORIZONTAL

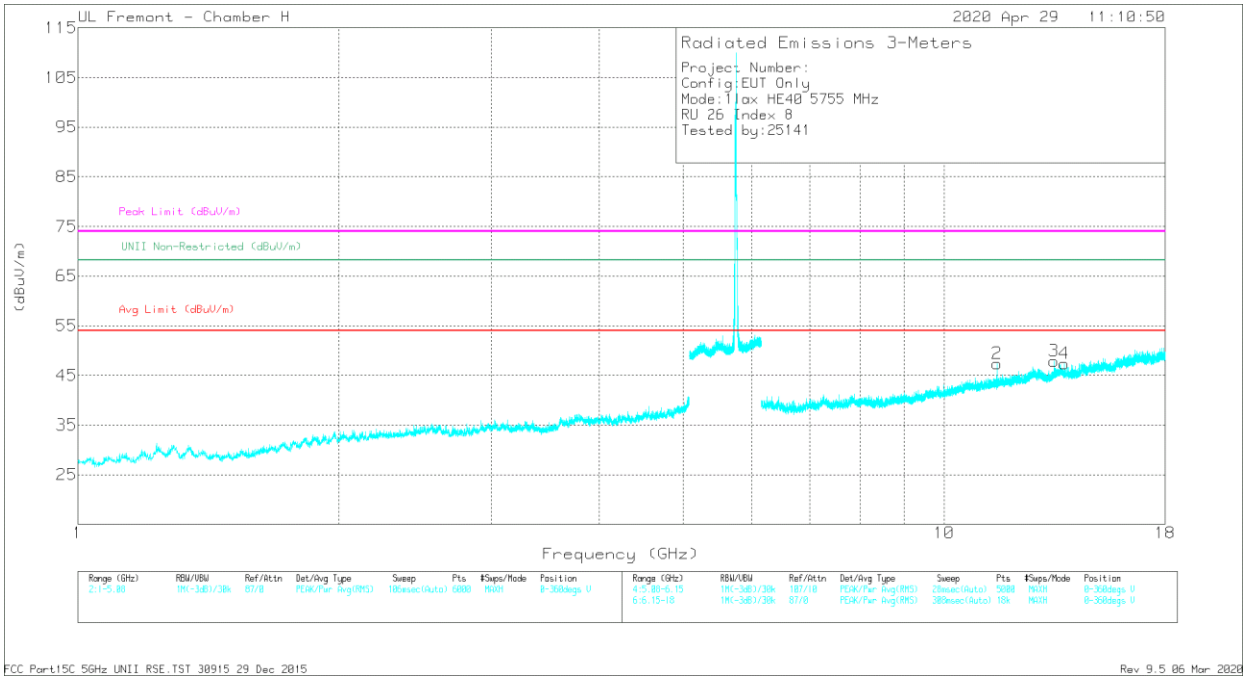

VERTICAL

UL VERIFICATION SERVICES INC.
47173 Benicia Street, Fremont, CA 94538; USA TEL:(510) 319-4000 FAX:(510) 661-0888
This report shall not be reproduced except in full, without the written approval of UL Verification Services Inc.

RADIATED EMISSIONS

Marker	Frequency (GHz)	Meter Reading (dBuV)	Det	AF T863 (dB/m)	Amp/Cbl/Fltr/Pad (dB)	Corrected Reading (dBuV/m)	Avg Limit (dBuV/m)	Margin (dB)	Peak Limit (dBuV/m)	PK Margin (dB)	UNII Non-Restricted (dBuV/m)	PK Margin (dB)	Azimuth (Degs)	Height (cm)	Polarity
1	* 11.50717	38.93	PK-U	38.2	-24.2	52.93	-	-	74	-21.07	-	-	333	110	H
	* 11.50766	28.75	ADR	38.2	-24.2	42.75	54	-11.25	-	-	-	-	333	110	H
2	* 11.50626	40.28	PK-U	38.2	-24.2	54.28	-	-	74	-19.72	-	-	318	105	V
	* 11.50823	28.38	ADR	38.2	-24.2	42.38	54	-11.62	-	-	-	-	318	105	V
3	13.40124	37.98	PK-U	39.7	-23.8	53.88	-	-	-	-	68.2	-14.32	150	337	V
4	13.76647	36.92	PK-U	39.7	-23.9	52.72	-	-	-	-	68.2	-15.48	324	235	V
6	16.95919	36.52	PK-U	42.2	-21.5	57.22	-	-	-	-	68.2	-10.98	95	228	H
7	17.26044	38.5	PK-U	41.5	-21.5	58.5	-	-	-	-	68.2	-9.7	183	128	H

* - indicates frequency in CFR47 Pt 15 / IC RSS-Restricted Band
PK-U - U-NII: Maximum Peak
ADR - U-NII AD primary method, RMS average

UL VERIFICATION SERVICES INC.
47173 Benicia Street, Fremont, CA 94538; USA TEL:(510) 319-4000 FAX:(510) 661-0888
This report shall not be reproduced except in full, without the written approval of UL Verification Services Inc.

HIGH CHANNEL RESULTS

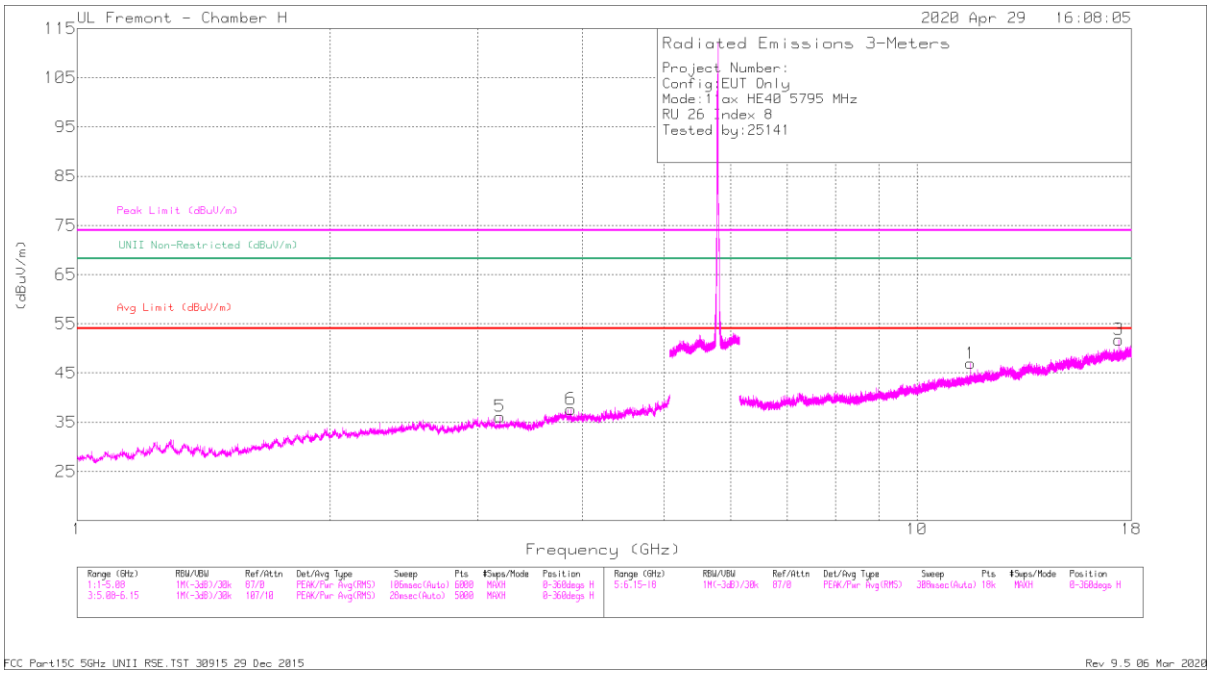

HORIZONTAL

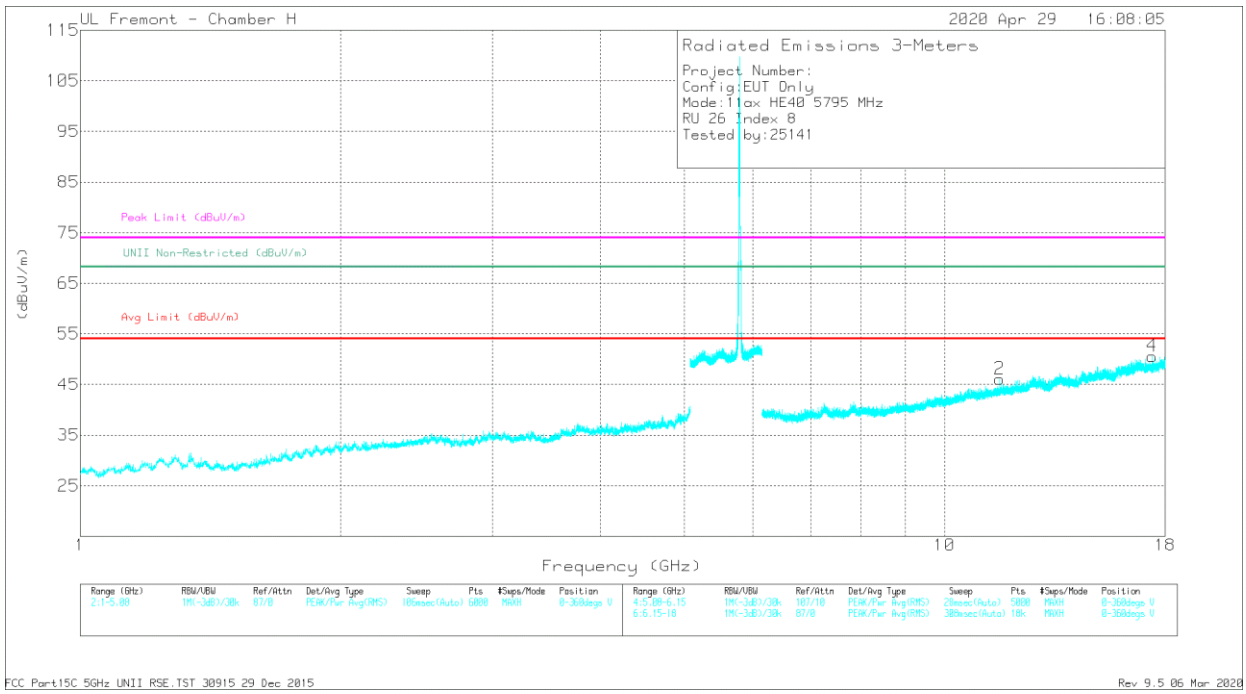

VERTICAL

UL VERIFICATION SERVICES INC.
47173 Benicia Street, Fremont, CA 94538; USA TEL:(510) 319-4000 FAX:(510) 661-0888
This report shall not be reproduced except in full, without the written approval of UL Verification Services Inc.

RADIATED EMISSIONS

Marker	Frequency (GHz)	Meter Reading (dBuV)	Det	AF T863 (dB/m)	Amp/Cbl/Fltr/Pad (dB)	Corrected Reading (dBuV/m)	Avg Limit (dBuV/m)	Margin (dB)	Peak Limit (dBuV/m)	PK Margin (dB)	UNII Non-Restricted (dBuV/m)	PK Margin (dB)	Azimuth (Degs)	Height (cm)	Polarity
1	* 11.5874	38.77	PK-U	38.3	-24	53.07	-	-	74	-20.93	-	-	192	101	H
	* 11.5872	27.64	ADR	38.3	-24	41.94	54	-12.06	-	-	-	-	192	101	H
2	* 11.5871	39.53	PK-U	38.3	-23.9	53.93	-	-	74	-20.07	-	-	131	105	V
	* 11.5871	27.93	ADR	38.3	-23.9	42.33	54	-11.67	-	-	-	-	131	105	V
3	17.38042	41.1	PK-U	41.3	-21.5	60.9	-	-	-	-	68.2	-7.3	33	111	H
4	17.37994	40.06	PK-U	41.2	-21.5	59.76	-	-	-	-	68.2	-8.44	106	295	V
5	3.18647	42.68	PK-U	32.7	-33.3	42.08	-	-	-	-	68.2	-26.12	234	307	H
6	* 3.87085	42.58	PK-U	33.4	-31.8	44.18	-	-	74	-29.82	-	-	76	220	H
	* 3.87168	30.63	ADR	33.4	-31.8	32.23	54	-21.77	-	-	-	-	76	220	H

* - indicates frequency in CFR47 Pt 15 / IC RSS-Restricted Band
PK-U - U-NII: Maximum Peak
ADR - U-NII AD primary method, RMS average

UL VERIFICATION SERVICES INC.
47173 Benicia Street, Fremont, CA 94538; USA TEL:(510) 319-4000 FAX:(510) 661-0888
This report shall not be reproduced except in full, without the written approval of UL Verification Services Inc.

1.1.24. TX ABOVE 1 GHz 802.11ax HE80 MODE IN THE 5.8 GHz BAND

ANTENNA 6 – 996 Tones, RU Index 67

BANDEDGE (CHANNEL 155 LOW EDGE)

HORIZONTAL RESULT

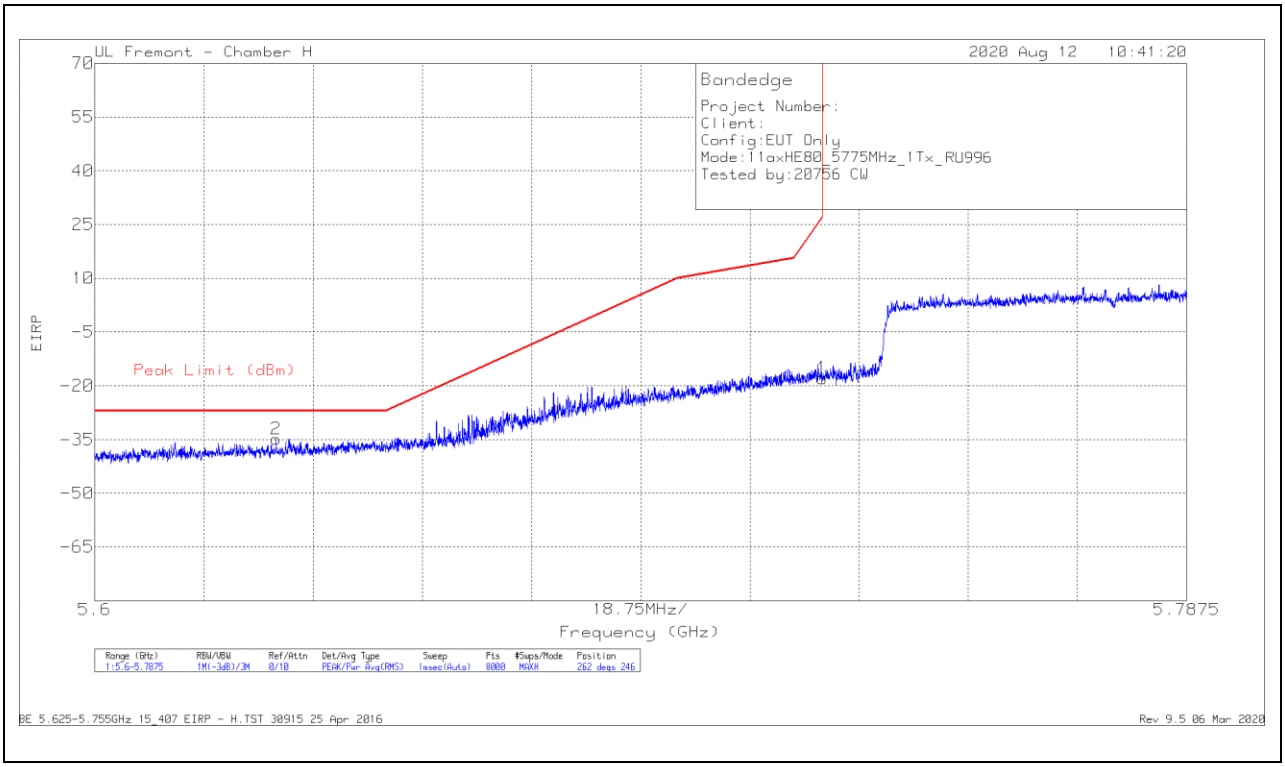

Marker	Frequency (GHz)	Meter Reading (dBm)	Det	AF T863 (dB/m)	Amp/Cbl/Fltr/Pad (dB)	Conversion Factor (dB)	Corrected Reading EIRP	Peak Limit (dBm)	PK Margin (dB)	Azimuth (Degs)	Height (cm)	Polarity
2	5.6311	-60.68	Pk	35.1	-21.1	11.8	-34.88	-27	-7.88	262	246	H
1	5.72498	-43.57	Pk	35	-21.1	11.8	-17.87	26.96	-44.83	262	246	H

Pk - Peak detector

UL VERIFICATION SERVICES INC.
47173 Benicia Street, Fremont, CA 94538; USA TEL:(510) 319-4000 FAX:(510) 661-0888
This report shall not be reproduced except in full, without the written approval of UL Verification Services Inc.

VERTICAL RESULT

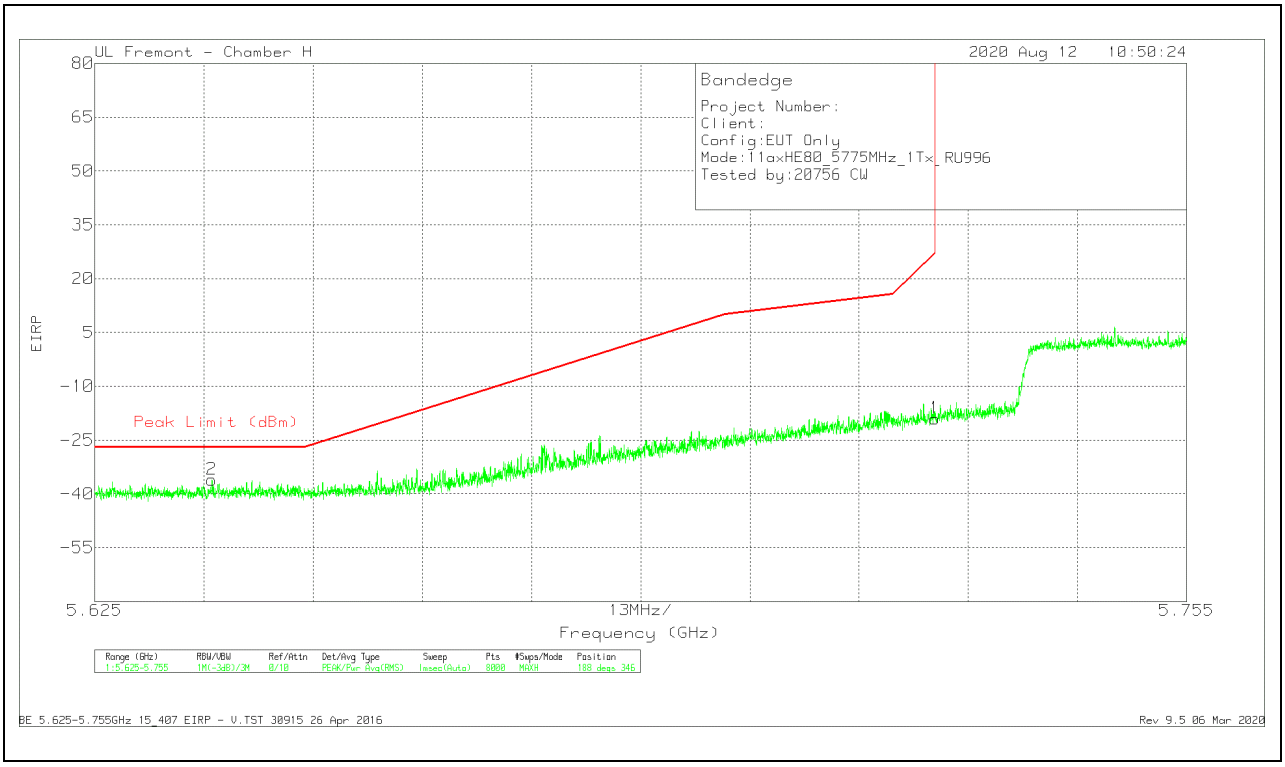

Marker	Frequency (GHz)	Meter Reading (dBm)	Det	AF T863 (dB/m)	Amp/Cbl/Fltr/Pad (dB)	Conversion Factor (dB)	Corrected Reading EIRP	Peak Limit (dBm)	PK Margin (dB)	Azimuth (Degs)	Height (cm)	Polarity
2	5.63894	-62.02	Pk	35.2	-21	11.8	-36.02	-27	-9.02	188	346	V
1	5.725	-44.67	Pk	35	-21.1	11.8	-18.97	27	-45.97	188	346	V

Pk - Peak detector

UL VERIFICATION SERVICES INC.
47173 Benicia Street, Fremont, CA 94538; USA TEL:(510) 319-4000 FAX:(510) 661-0888
This report shall not be reproduced except in full, without the written approval of UL Verification Services Inc.

BANDEDGE (CHANNEL 155 HIGH EDGE)

HORIZONTAL RESULT

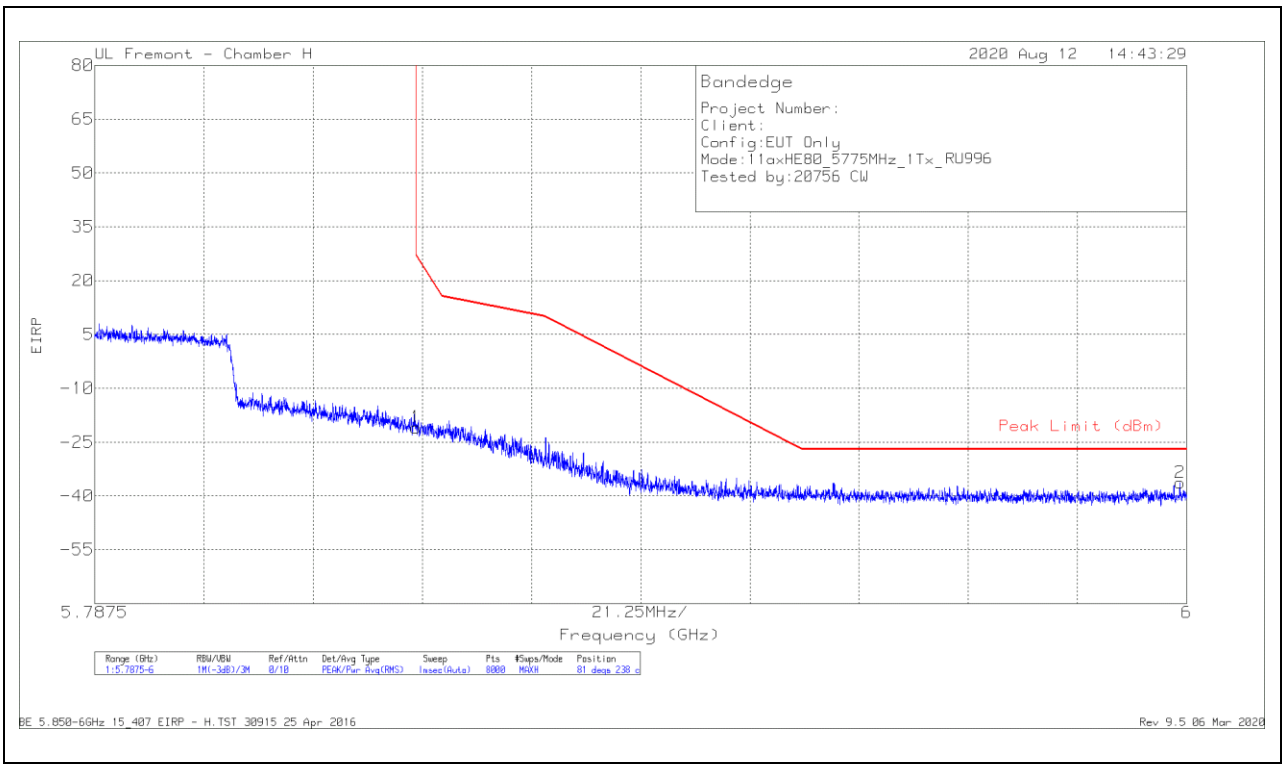

Marker	Frequency (GHz)	Meter Reading (dBm)	Det	AF T863 (dB/m)	Amp/Cbl/Fltr/Pad (dB)	Conversion Factor (dB)	Corrected Reading EIRP	Peak Limit (dBm)	PK Margin (dB)	Azimuth (Degs)	Height (cm)	Polarity
1	5.85001	-47.04	Pk	35	-20.7	11.8	-20.94	26.98	-47.92	81	238	H
2	5.9987	-63.13	Pk	35.3	-20.3	11.8	-36.33	-27	-9.33	81	238	H

Pk - Peak detector

UL VERIFICATION SERVICES INC.
47173 Benicia Street, Fremont, CA 94538; USA TEL:(510) 319-4000 FAX:(510) 661-0888
This report shall not be reproduced except in full, without the written approval of UL Verification Services Inc.

VERTICAL RESULT

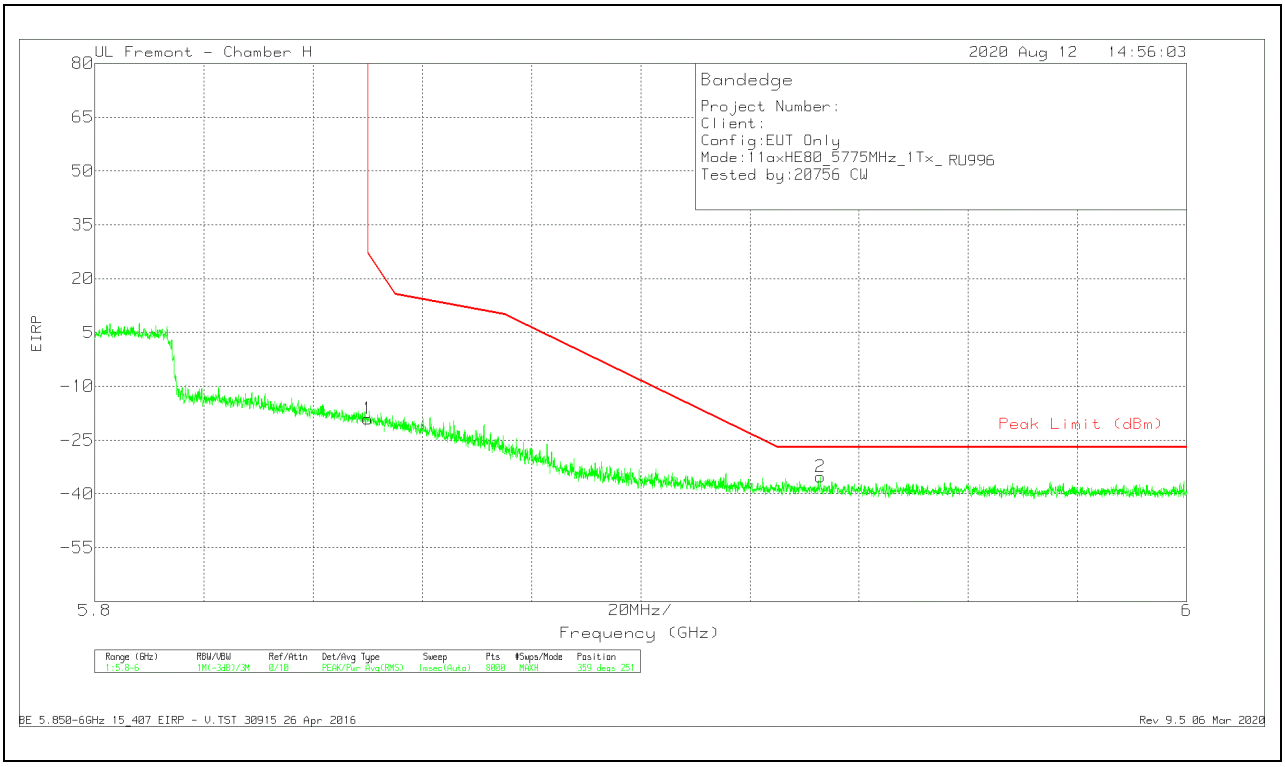

Marker	Frequency (GHz)	Meter Reading (dBm)	Det	AF T863 (dB/m)	Amp/Cbl/Fltr/Pad (dB)	Conversion Factor (dB)	Corrected Reading EIRP	Peak Limit (dBm)	PK Margin (dB)	Azimuth (Degs)	Height (cm)	Polarity
1	5.85001	-45.2	Pk	35	-20.7	11.8	-19.1	26.99	-46.09	359	251	V
2	5.93292	-61.63	Pk	35.1	-20.5	11.8	-35.23	-27	-8.23	359	251	V

Pk - Peak detector

UL VERIFICATION SERVICES INC.
47173 Benicia Street, Fremont, CA 94538; USA TEL:(510) 319-4000 FAX:(510) 661-0888
This report shall not be reproduced except in full, without the written approval of UL Verification Services Inc.

ANTENNA 6 – 26 Tones, RU Index 0

BANDEDGE (CHANNEL 155 LOW EDGE)

HORIZONTAL RESULT

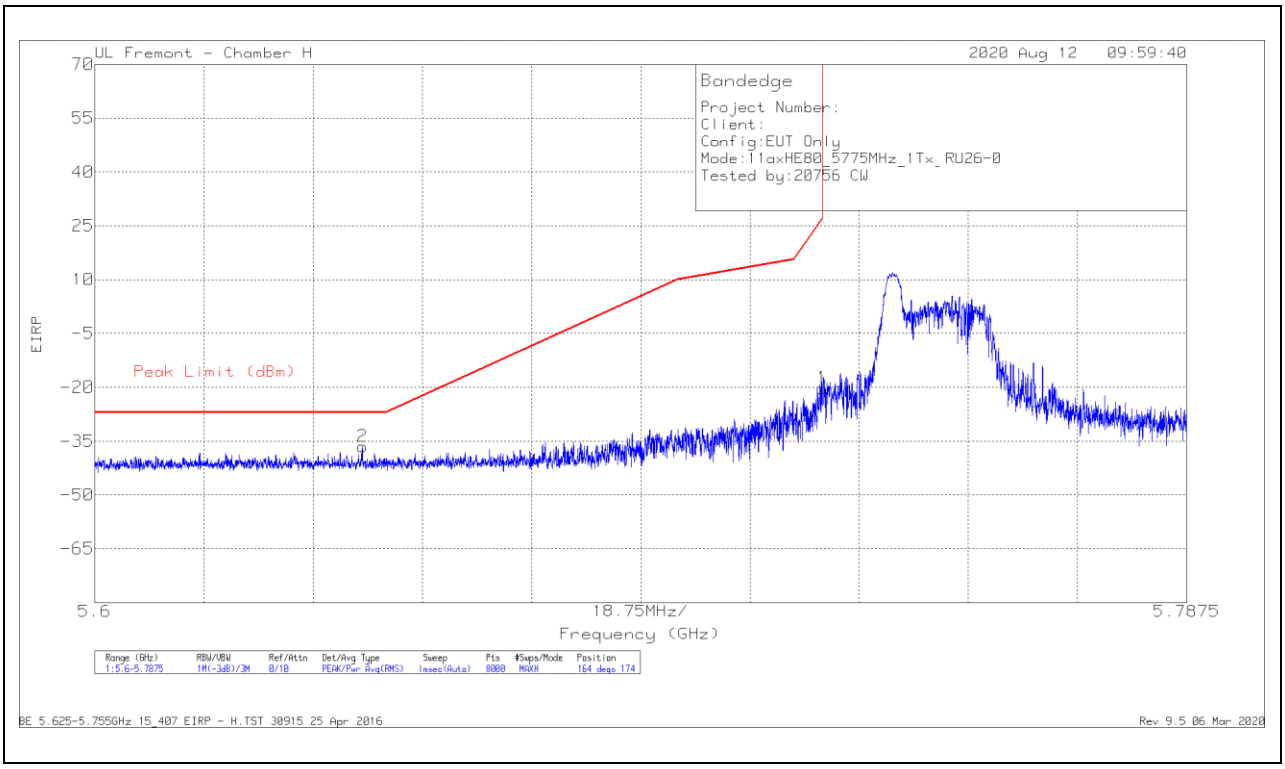

Marker	Frequency (GHz)	Meter Reading (dBm)	Det	AF T863 (dB/m)	Amp/Cbl/Fltr/Pad (dB)	Conversion Factor (dB)	Corrected Reading EIRP	Peak Limit (dBm)	PK Margin (dB)	Azimuth (Degs)	Height (cm)	Polarity
2	5.64597	-62.5	Pk	35.2	-21	11.8	-36.5	-27	-9.5	164	174	H
1	5.72498	-46.03	Pk	35	-21.1	11.8	-20.33	26.96	-47.29	164	174	H

Pk - Peak detector

UL VERIFICATION SERVICES INC.
47173 Benicia Street, Fremont, CA 94538; USA TEL:(510) 319-4000 FAX:(510) 661-0888
This report shall not be reproduced except in full, without the written approval of UL Verification Services Inc.

VERTICAL RESULT

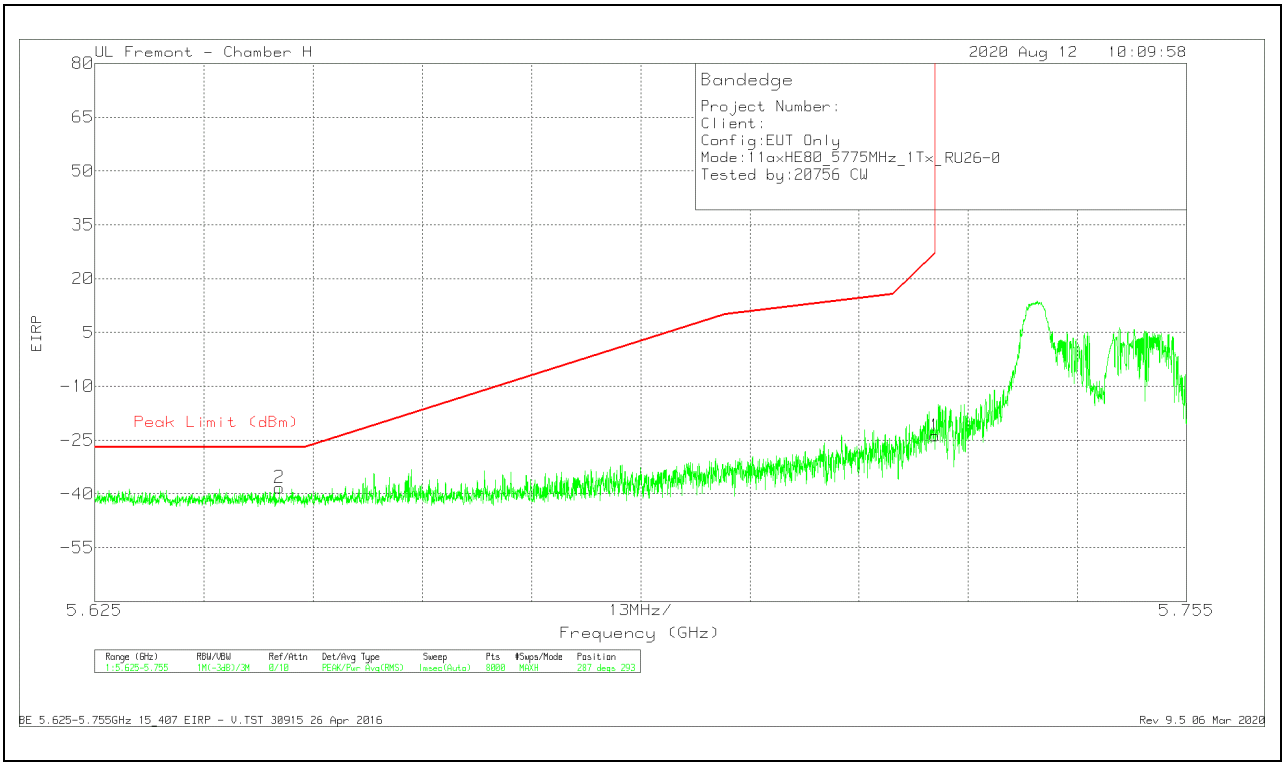

Marker	Frequency (GHz)	Meter Reading (dBm)	Det	AF T863 (dB/m)	Amp/Cbl/Fltr/Pad (dB)	Conversion Factor (dB)	Corrected Reading EIRP	Peak Limit (dBm)	PK Margin (dB)	Azimuth (Degs)	Height (cm)	Polarity
2	5.64697	-64.18	Pk	35.1	-21	11.8	-38.28	-27	-11.28	287	293	V
1	5.725	-49.49	Pk	35	-21.1	11.8	-23.79	27	-50.79	287	293	V

Pk - Peak detector

UL VERIFICATION SERVICES INC.
47173 Benicia Street, Fremont, CA 94538; USA TEL:(510) 319-4000 FAX:(510) 661-0888
This report shall not be reproduced except in full, without the written approval of UL Verification Services Inc.

ANTENNA 6 – 26 Tones, RU Index 36

BANDEDGE (CHANNEL 155 HIGH EDGE)

HORIZONTAL RESULT

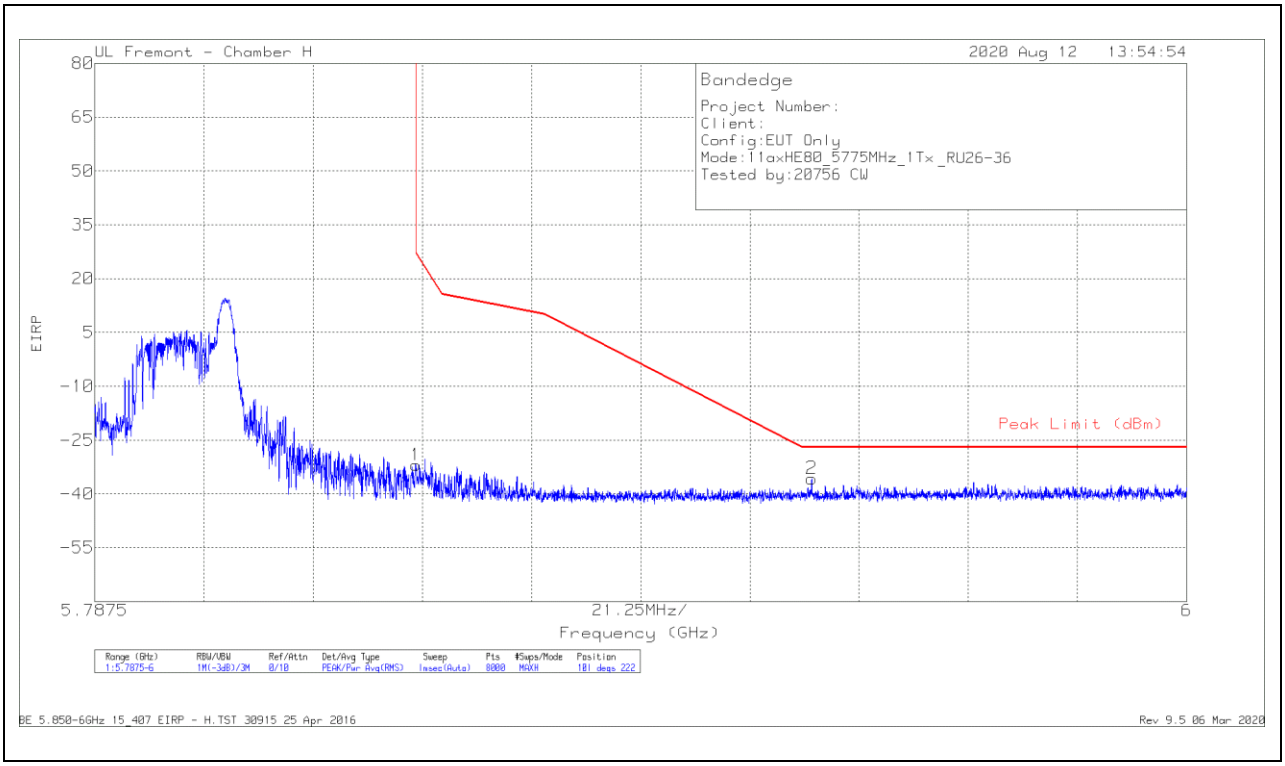

Marker	Frequency (GHz)	Meter Reading (dBm)	Det	AF T863 (dB/m)	Amp/Cbl/Fltr/Pad (dB)	Conversion Factor (dB)	Corrected Reading EIRP	Peak Limit (dBm)	PK Margin (dB)	Azimuth (Degs)	Height (cm)	Polarity
1	5.85001	-58.09	Pk	35	-20.7	11.8	-31.99	26.98	-58.97	101	222	H
2	5.92702	-62.23	Pk	35.1	-20.4	11.8	-35.73	-27	-8.73	101	222	H

Pk - Peak detector

UL VERIFICATION SERVICES INC.
47173 Benicia Street, Fremont, CA 94538; USA TEL:(510) 319-4000 FAX:(510) 661-0888
This report shall not be reproduced except in full, without the written approval of UL Verification Services Inc.

VERTICAL RESULT

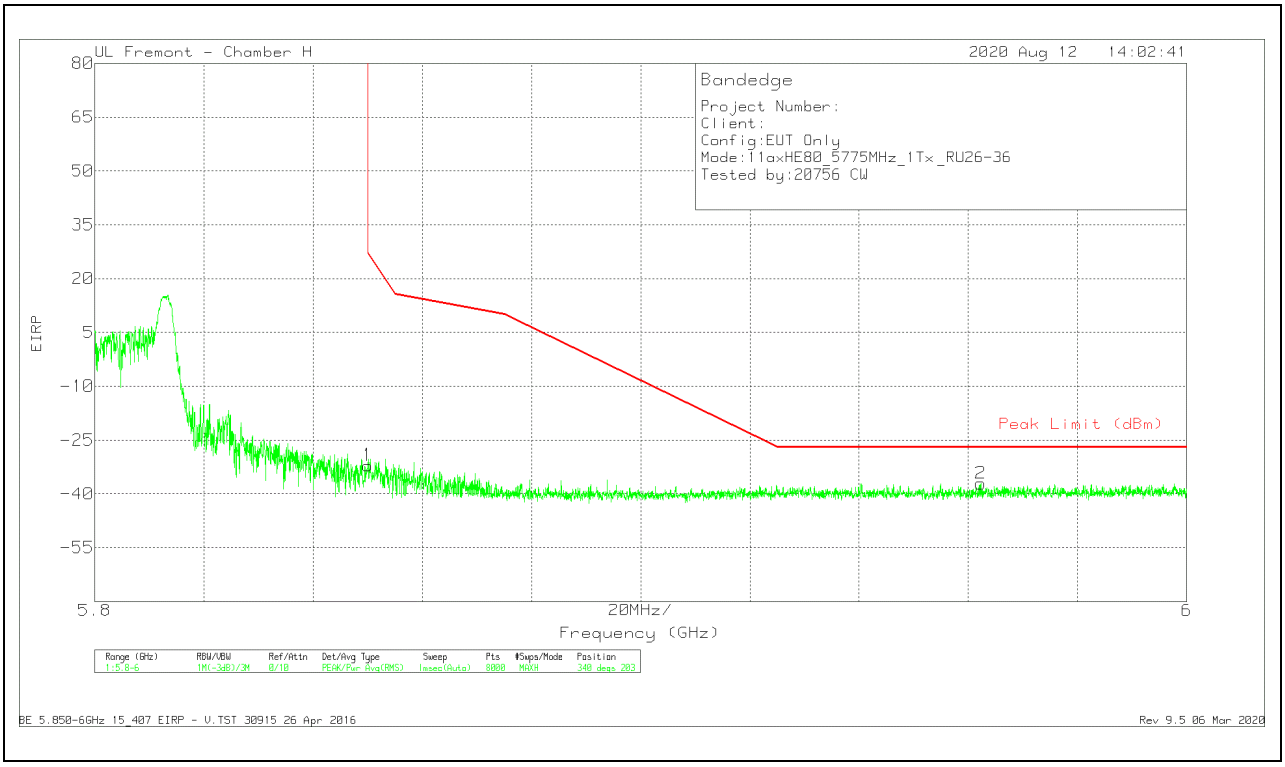

Marker	Frequency (GHz)	Meter Reading (dBm)	Det	AF T863 (dB/m)	Amp/Cbl/Fltr/Pad (dB)	Conversion Factor (dB)	Corrected Reading EIRP	Peak Limit (dBm)	PK Margin (dB)	Azimuth (Degs)	Height (cm)	Polarity
1	5.85001	-58.17	Pk	35	-20.7	11.8	-32.07	26.99	-59.06	340	203	V
2	5.96229	-63.68	Pk	35.2	-20.4	11.8	-37.08	-27	-10.08	340	203	V

Pk - Peak detector

UL VERIFICATION SERVICES INC.
47173 Benicia Street, Fremont, CA 94538; USA TEL:(510) 319-4000 FAX:(510) 661-0888
This report shall not be reproduced except in full, without the written approval of UL Verification Services Inc.

ANTENNA 5 – 996 Tones, RU Index 67

BANDEDGE (CHANNEL 155 LOW EDGE)

HORIZONTAL RESULT

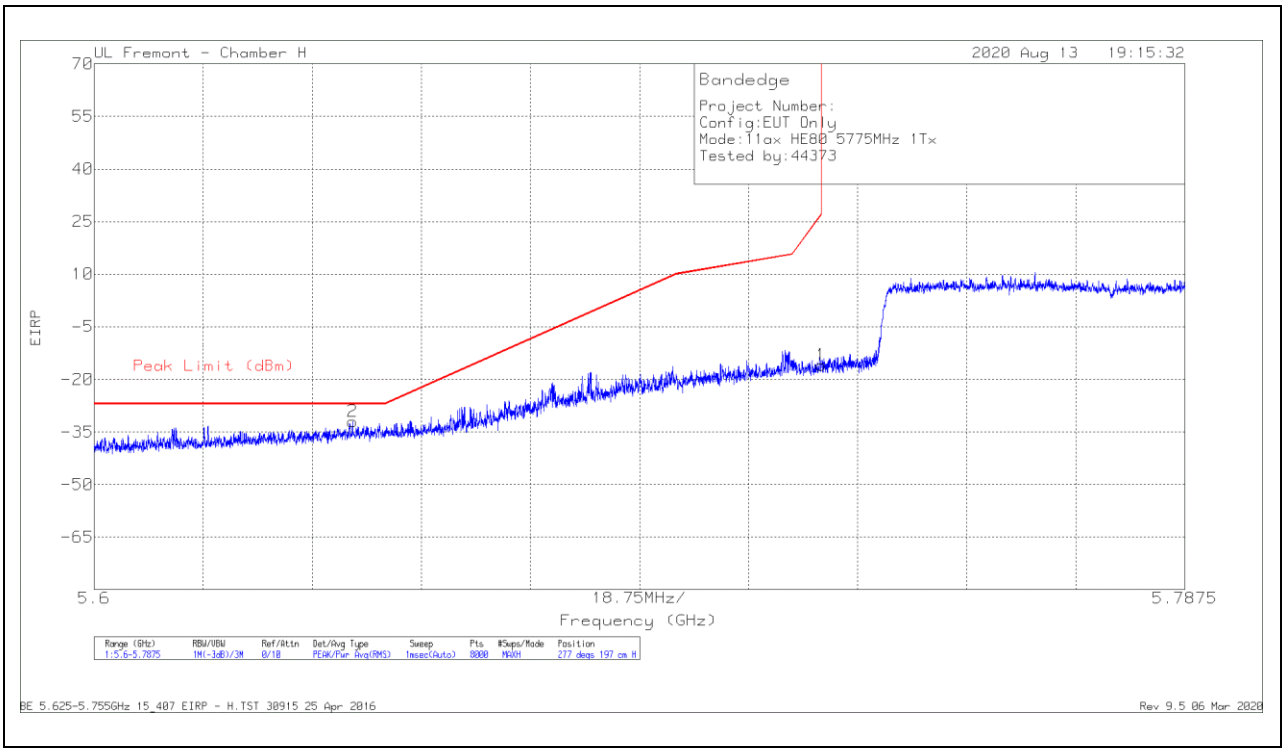

Marker	Frequency (GHz)	Meter Reading (dBm)	Det	AF T863 (dB/m)	Amp/Cbl/Fltr/Pad (dB)	Conversion Factor (dB)	Corrected Reading EIRP	Peak Limit (dBm)	PK Margin (dB)	Azimuth (Degs)	Height (cm)	Polarity
2	5.64442	-57.86	Pk	35.2	-21.1	11.8	-31.96	-27	-4.96	277	197	H
1	5.72498	-41.67	Pk	35	-21.1	11.8	-15.97	26.96	-42.93	277	197	H

Pk - Peak detector

UL VERIFICATION SERVICES INC.
47173 Benicia Street, Fremont, CA 94538; USA TEL:(510) 319-4000 FAX:(510) 661-0888
This report shall not be reproduced except in full, without the written approval of UL Verification Services Inc.

VERTICAL RESULT

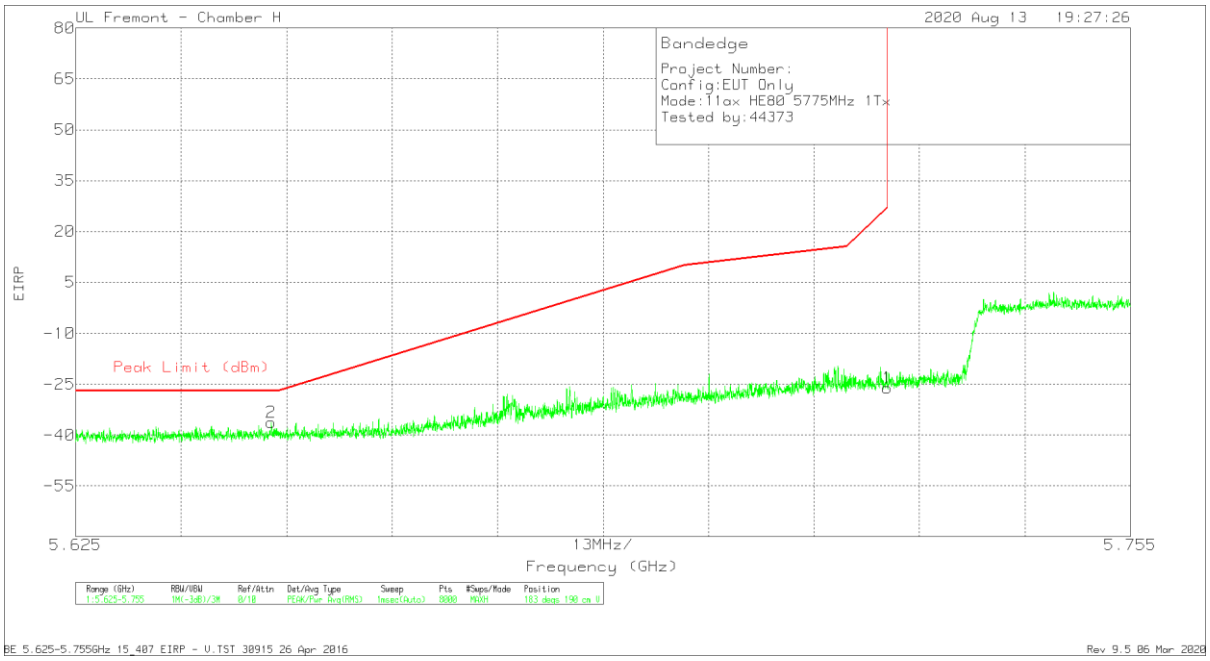

Marker	Frequency (GHz)	Meter Reading (dBm)	Det	AF T863 (dB/m)	Amp/Cbl/Fltr/Pad (dB)	Conversion Factor (dB)	Corrected Reading EIRP	Peak Limit (dBm)	PK Margin (dB)	Azimuth (Degs)	Height (cm)	Polarity
2	5.6491	-62.21	Pk	35.1	-21	11.8	-36.31	-27	-9.31	183	190	V
1	5.725	-51.81	Pk	35	-21.1	11.8	-26.11	27	-53.11	183	190	V

Pk - Peak detector

UL VERIFICATION SERVICES INC.
47173 Benicia Street, Fremont, CA 94538; USA TEL:(510) 319-4000 FAX:(510) 661-0888
This report shall not be reproduced except in full, without the written approval of UL Verification Services Inc.

BANDEDGE (CHANNEL 155 HIGH EDGE)

HORIZONTAL RESULT

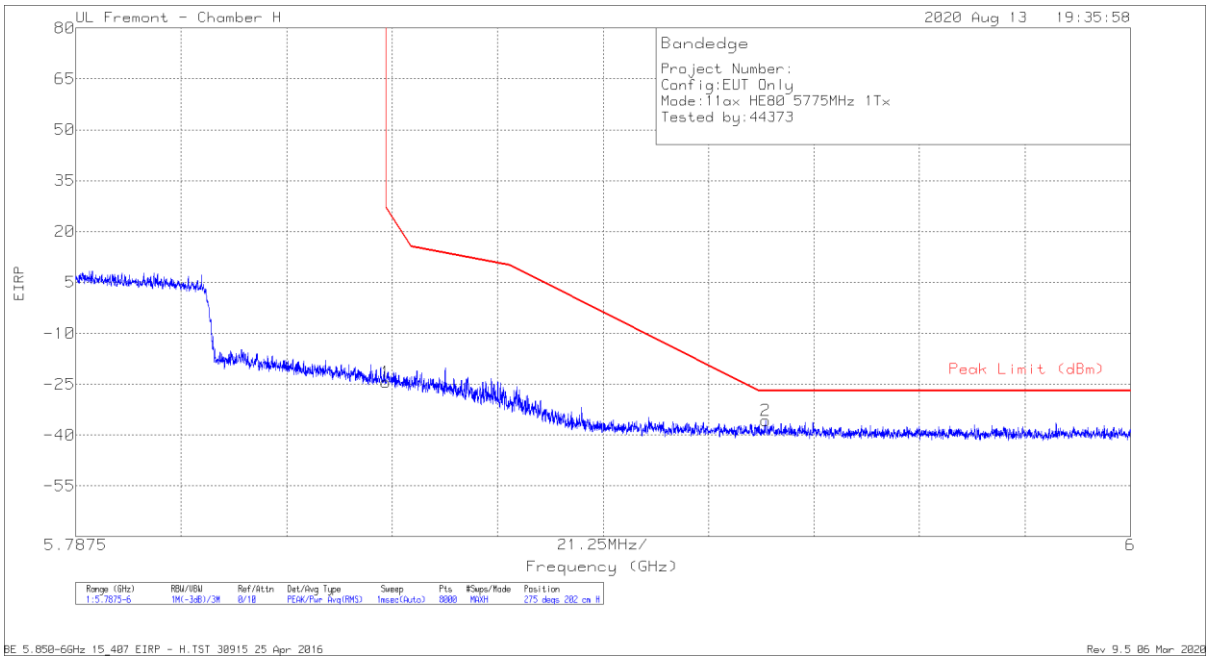

Marker	Frequency (GHz)	Meter Reading (dBm)	Det	AF T863 (dB/m)	Amp/Cbl/Fltr/Pad (dB)	Conversion Factor (dB)	Corrected Reading EIRP	Peak Limit (dBm)	PK Margin (dB)	Azimuth (Degs)	Height (cm)	Polarity
1	5.85001	-50.52	Pk	35	-20.7	11.8	-24.42	26.98	-51.4	275	202	H
2	5.92652	-62.13	Pk	35.1	-20.4	11.8	-35.63	-27	-8.63	275	202	H

Pk - Peak detector

UL VERIFICATION SERVICES INC.
47173 Benicia Street, Fremont, CA 94538; USA TEL:(510) 319-4000 FAX:(510) 661-0888
This report shall not be reproduced except in full, without the written approval of UL Verification Services Inc.

VERTICAL RESULT

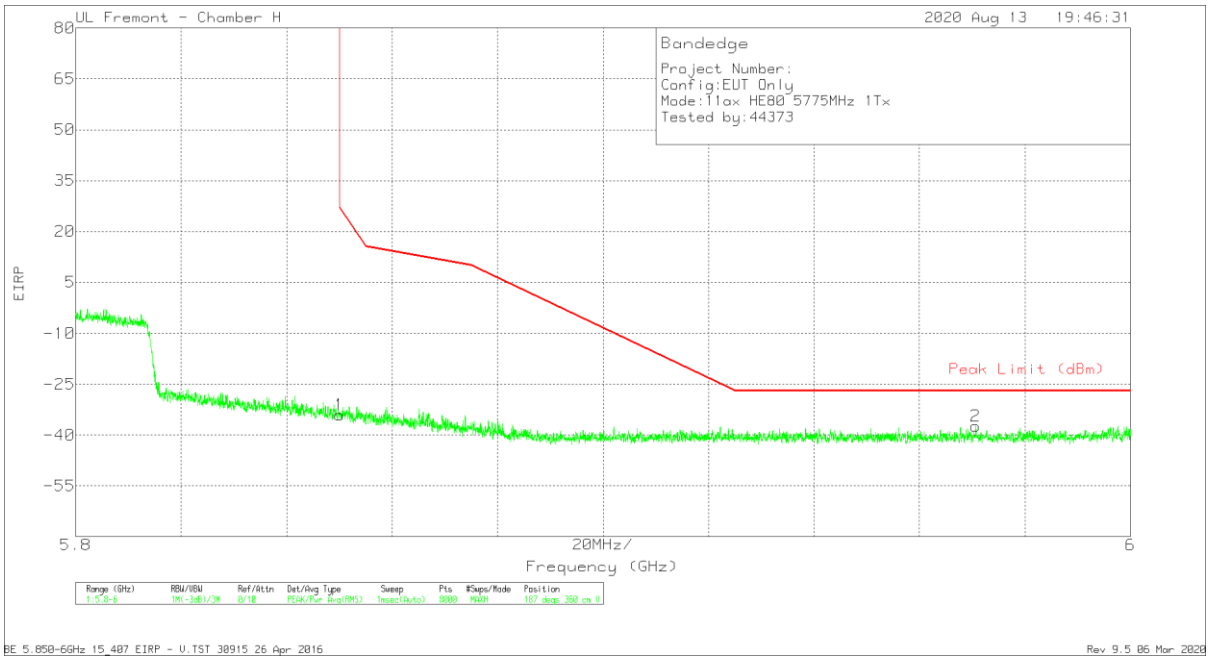

Marker	Frequency (GHz)	Meter Reading (dBm)	Det	AF T863 (dB/m)	Amp/Cbl/Fltr/Pad (dB)	Conversion Factor (dB)	Corrected Reading EIRP	Peak Limit (dBm)	PK Margin (dB)	Azimuth (Degs)	Height (cm)	Polarity
1	5.85001	-60.09	Pk	35	-20.7	11.8	-33.99	26.99	-60.98	187	360	V
2	5.97067	-64.07	Pk	35.2	-20.3	11.8	-37.37	-27	-10.37	187	360	V

Pk - Peak detector

UL VERIFICATION SERVICES INC.
47173 Benicia Street, Fremont, CA 94538; USA TEL:(510) 319-4000 FAX:(510) 661-0888
This report shall not be reproduced except in full, without the written approval of UL Verification Services Inc.

ANTENNA 5 – 26 Tones, RU Index 0

BANDEDGE (CHANNEL 155 LOW EDGE)

HORIZONTAL RESULT

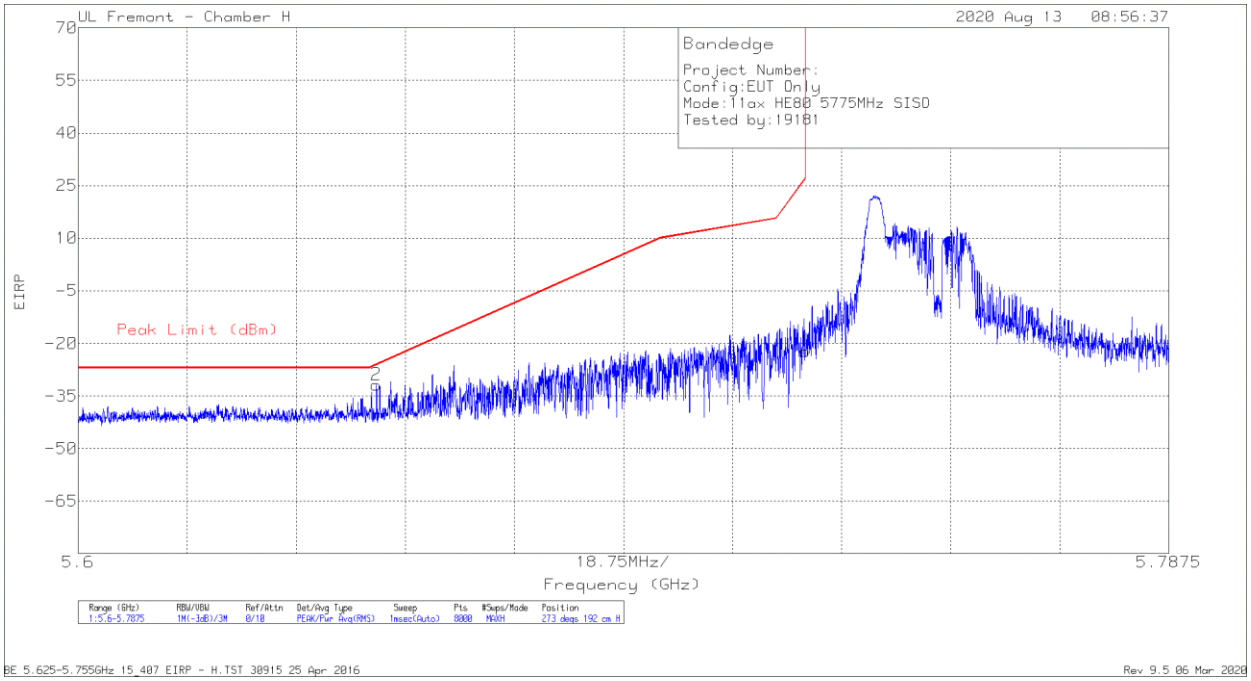

Marker	Frequency (GHz)	Meter Reading (dBm)	Det	AF T863 (dB/m)	Amp/Cbl/Fltr/Pad (dB)	Conversion Factor (dB)	Corrected Reading EIRP	Peak Limit (dBm)	PK Margin (dB)	Azimuth (Degs)	Height (cm)	Polarity
2	5.65126	-57.55	Pk	35.1	-21.1	11.8	-31.75	-26.07	-5.68	273	192	H
1	5.72498	-47.88	Pk	35	-21.1	11.8	-22.18	26.96	-49.14	273	192	H

Pk - Peak detector

UL VERIFICATION SERVICES INC.
47173 Benicia Street, Fremont, CA 94538; USA TEL:(510) 319-4000 FAX:(510) 661-0888
This report shall not be reproduced except in full, without the written approval of UL Verification Services Inc.

VERTICAL RESULT

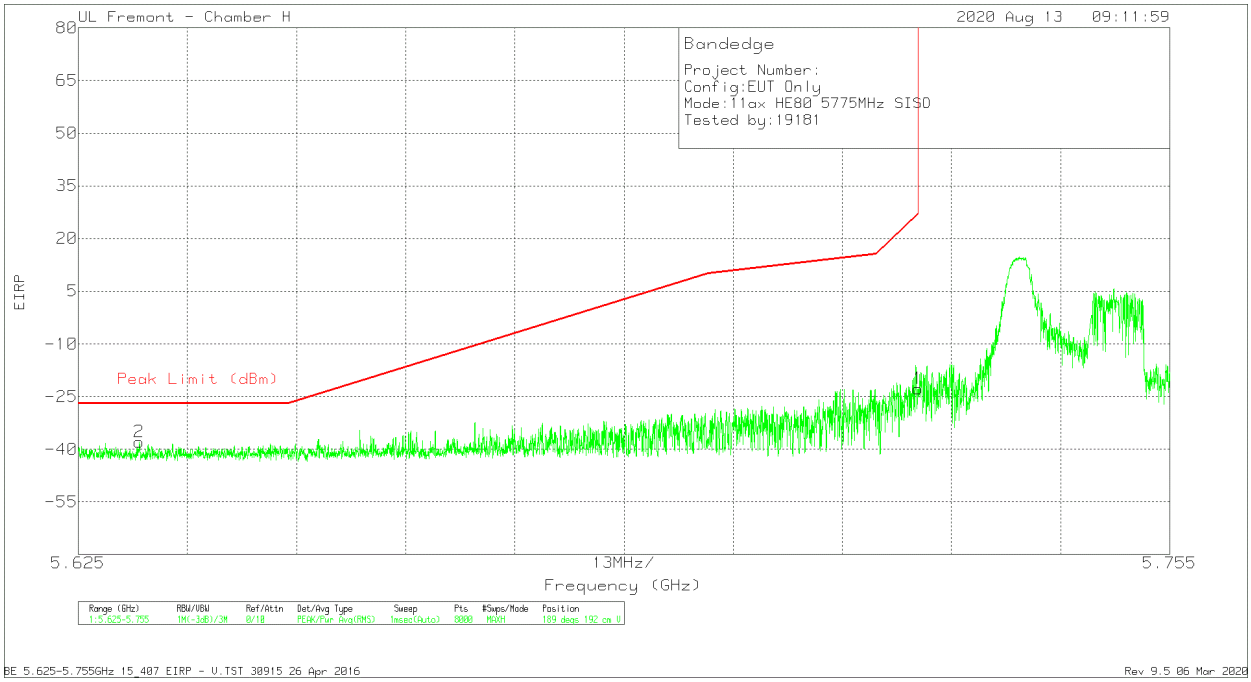

Marker	Frequency (GHz)	Meter Reading (dBm)	Det	AF T863 (dB/m)	Amp/Cbl/Fltr/Pad (dB)	Conversion Factor (dB)	Corrected Reading EIRP	Peak Limit (dBm)	PK Margin (dB)	Azimuth (Degs)	Height (cm)	Polarity
2	5.63228	-63.78	Pk	35.1	-21.1	11.8	-37.98	-27	-10.98	189	192	V
1	5.725	-48.52	Pk	35	-21.1	11.8	-22.82	27	-49.82	189	192	V

Pk - Peak detector

UL VERIFICATION SERVICES INC.
47173 Benicia Street, Fremont, CA 94538; USA TEL:(510) 319-4000 FAX:(510) 661-0888
This report shall not be reproduced except in full, without the written approval of UL Verification Services Inc.

ANTENNA 5 – 26 Tones, RU Index 36

BANDEDGE (CHANNEL 155 HIGH EDGE)

HORIZONTAL RESULT

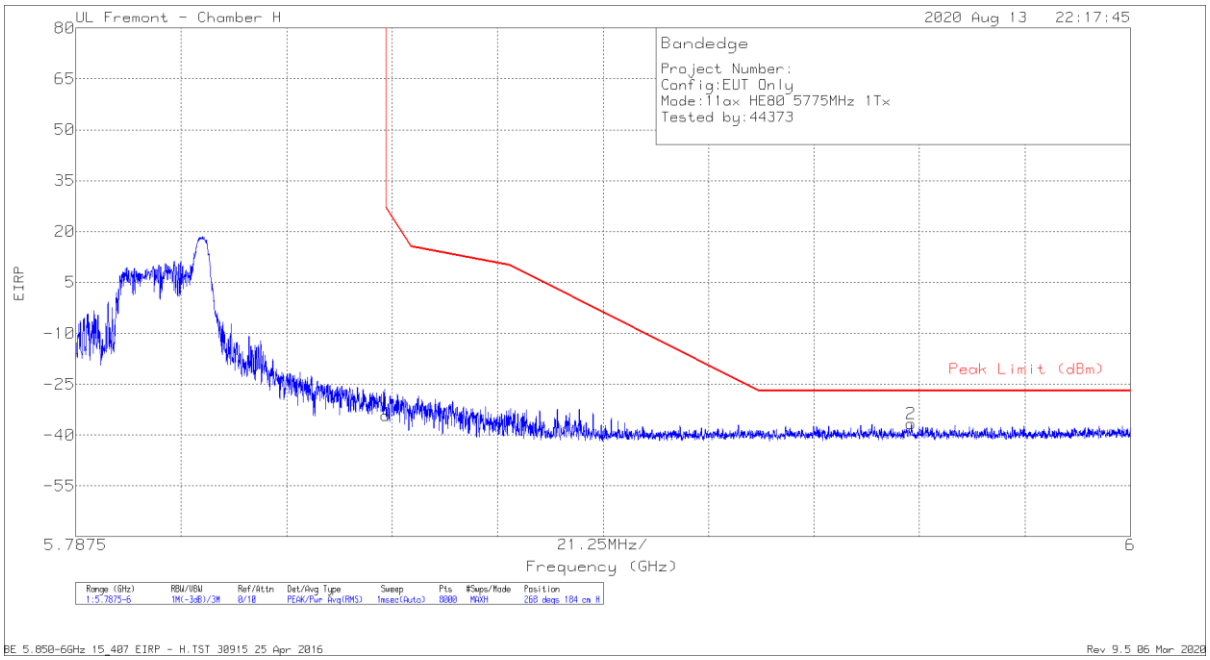

Marker	Frequency (GHz)	Meter Reading (dBm)	Det	AF T863 (dB/m)	Amp/Cbl/Fltr/Pad (dB)	Conversion Factor (dB)	Corrected Reading EIRP	Peak Limit (dBm)	PK Margin (dB)	Azimuth (Degs)	Height (cm)	Polarity
1	5.85001	-60.31	Pk	35	-20.7	11.8	-34.21	26.98	-61.19	268	184	H
2	5.95585	-63.2	Pk	35.1	-20.3	11.8	-36.6	-27	-9.6	268	184	H

Pk - Peak detector

UL VERIFICATION SERVICES INC.
47173 Benicia Street, Fremont, CA 94538; USA TEL:(510) 319-4000 FAX:(510) 661-0888
This report shall not be reproduced except in full, without the written approval of UL Verification Services Inc.

VERTICAL RESULT

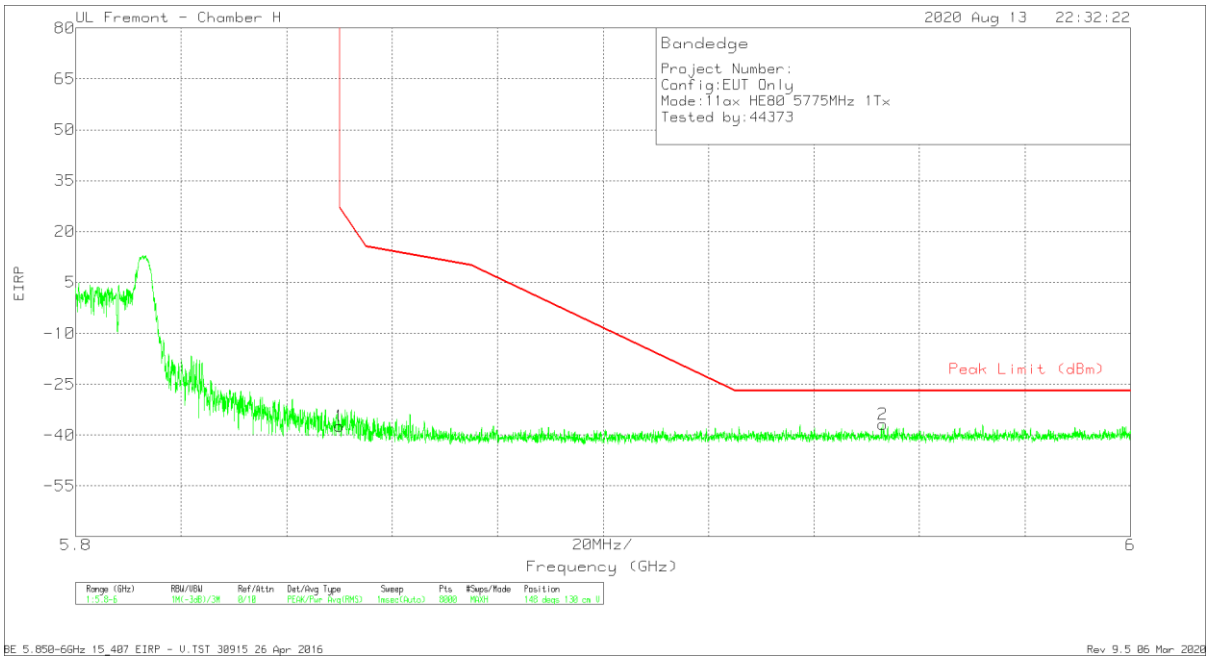

Marker	Frequency (GHz)	Meter Reading (dBm)	Det	AF T863 (dB/m)	Amp/Cbl/Fltr/Pad (dB)	Conversion Factor (dB)	Corrected Reading EIRP	Peak Limit (dBm)	PK Margin (dB)	Azimuth (Degs)	Height (cm)	Polarity
1	5.85001	-63.51	Pk	35	-20.7	11.8	-37.41	26.99	-64.4	148	130	V
2	5.95304	-63.27	Pk	35.1	-20.4	11.8	-36.77	-27	-9.77	148	130	V

Pk - Peak detector

UL VERIFICATION SERVICES INC.
47173 Benicia Street, Fremont, CA 94538; USA TEL:(510) 319-4000 FAX:(510) 661-0888
This report shall not be reproduced except in full, without the written approval of UL Verification Services Inc.

2TX ANTENNA 6 + ANTENNA 5 OFDMA MODE – 996 Tones, RU Index 67

BANDEDGE (CHANNEL 155 LOW EDGE)

HORIZONTAL RESULT

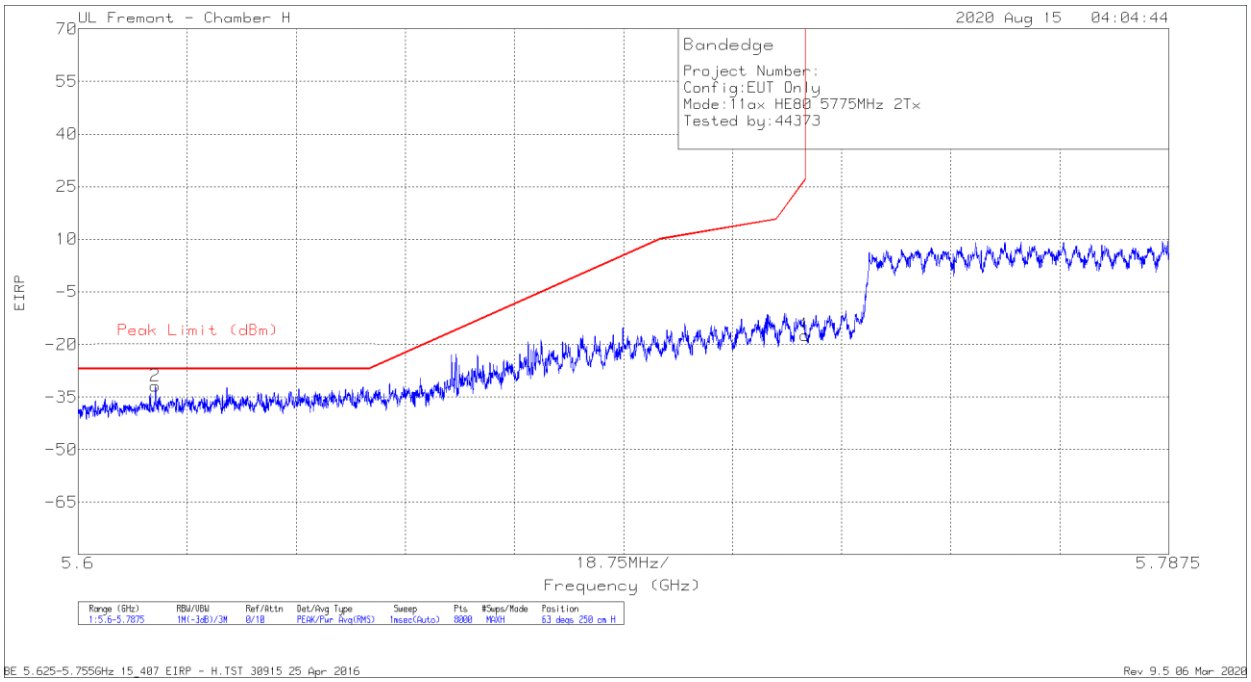

Marker	Frequency (GHz)	Meter Reading (dBm)	Det	AF T863 (dB/m)	Amp/Cbl/Fltr/Pad (dB)	Conversion Factor (dB)	Corrected Reading EIRP	Peak Limit (dBm)	PK Margin (dB)	Azimuth (Degs)	Height (cm)	Polarity
2	5.61327	-57.71	Pk	35.2	-21.1	11.8	-31.81	-27	-4.81	63	250	H
1	5.72498	-43.02	Pk	35	-21.1	11.8	-17.32	26.96	-44.28	63	250	H

Pk - Peak detector

UL VERIFICATION SERVICES INC.
47173 Benicia Street, Fremont, CA 94538; USA TEL:(510) 319-4000 FAX:(510) 661-0888
This report shall not be reproduced except in full, without the written approval of UL Verification Services Inc.

VERTICAL RESULT

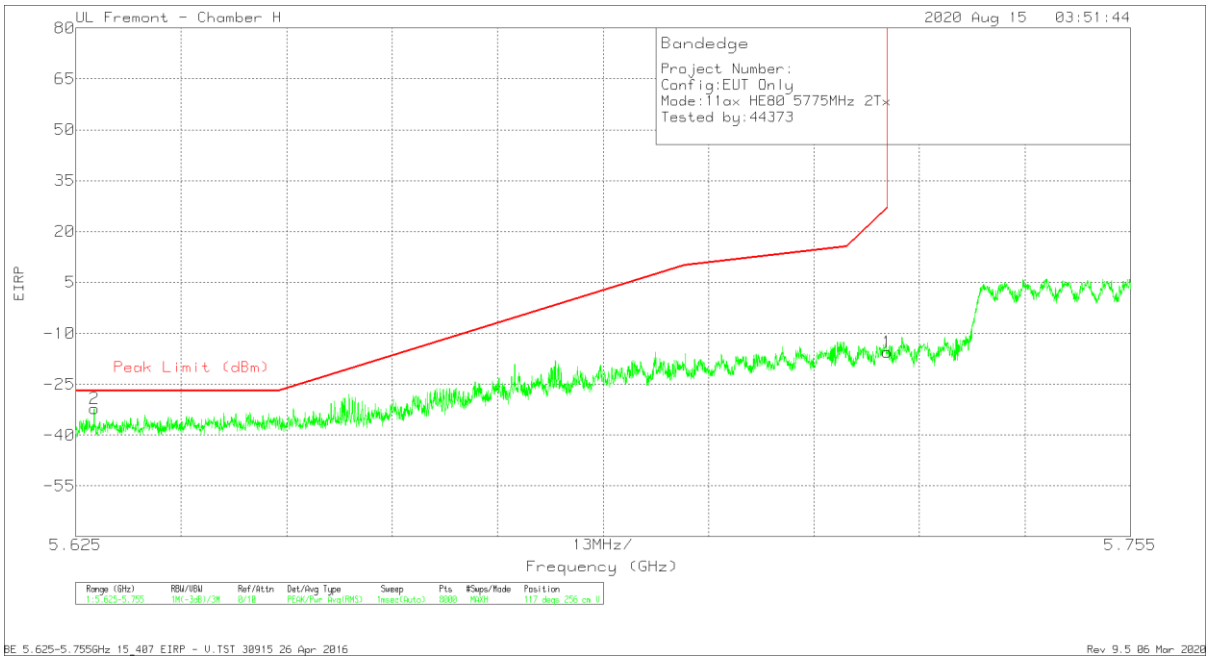

Marker	Frequency (GHz)	Meter Reading (dBm)	Det	AF T863 (dB/m)	Amp/Cbl/Fltr/Pad (dB)	Conversion Factor (dB)	Corrected Reading EIRP	Peak Limit (dBm)	PK Margin (dB)	Azimuth (Degs)	Height (cm)	Polarity
2	5.62728	-58.2	Pk	35.2	-21	11.8	-32.2	-27	-5.2	117	256	V
1	5.725	-41.3	Pk	35	-21.1	11.8	-15.6	27	-42.6	117	256	V

Pk - Peak detector

UL VERIFICATION SERVICES INC.
47173 Benicia Street, Fremont, CA 94538; USA TEL:(510) 319-4000 FAX:(510) 661-0888
This report shall not be reproduced except in full, without the written approval of UL Verification Services Inc.

BANDEDGE (CHANNEL 155 HIGH EDGE)

HORIZONTAL RESULT

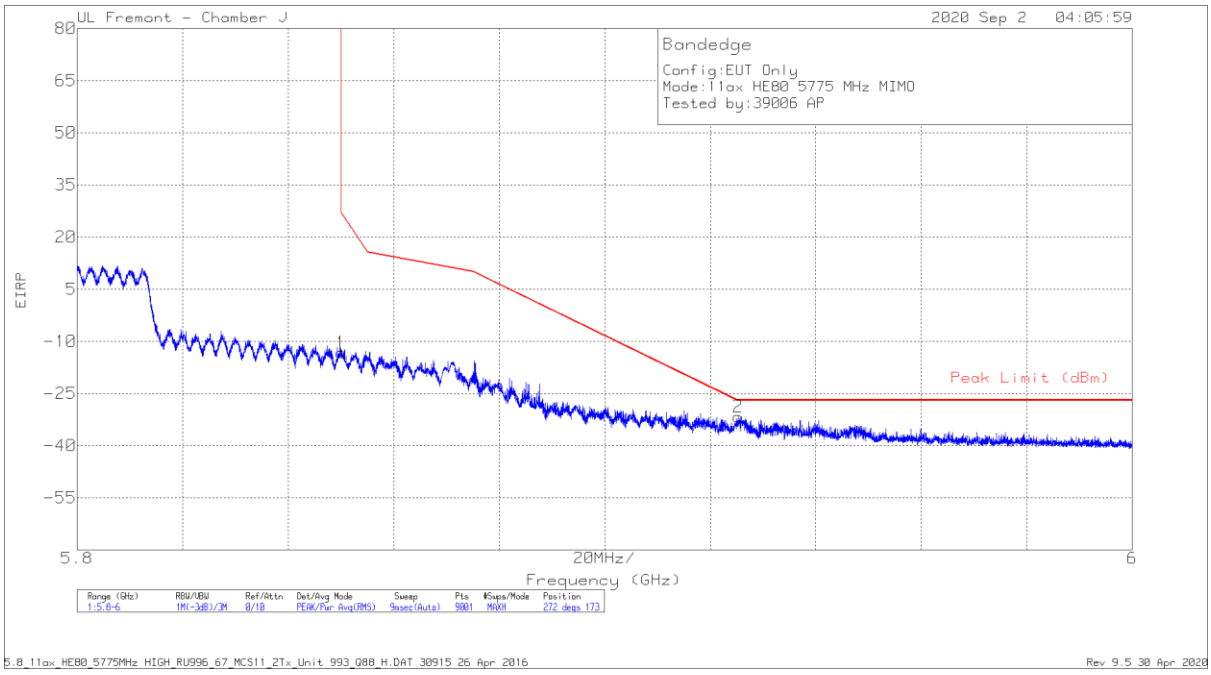

Marker	Frequency (GHz)	Meter Reading (dBm)	Det	AF T963 (dB/m)	Amp/Cbl/Flt r/Pad (dB)	Conversion Factor (dB)	Corrected Reading EIRP	Peak Limit (dBm)	PK Margin (dB)	Azimuth (Degs)	Height (cm)	Polarity
1	5.85002	-39.46	Pk	33.8	-19.4	11.8	-13.26	26.95	-40.21	272	173	H
2	5.92531	-58.47	Pk	34.3	-19.3	11.8	-31.67	-27	-4.67	272	173	H

Pk - Peak detector

UL VERIFICATION SERVICES INC.
47173 Benicia Street, Fremont, CA 94538; USA TEL:(510) 319-4000 FAX:(510) 661-0888
This report shall not be reproduced except in full, without the written approval of UL Verification Services Inc.

VERTICAL RESULT

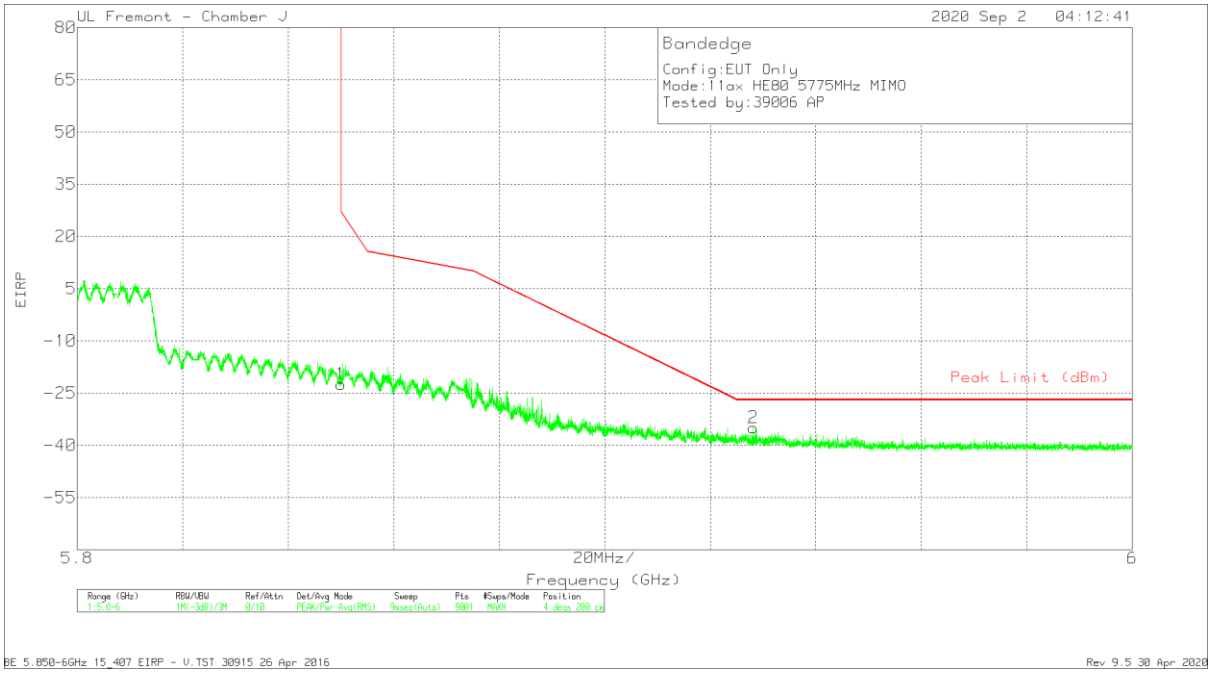

Marker	Frequency (GHz)	Meter Reading (dBm)	Det	AF T963 (dB/m)	Amp/Cbl/Flt r/Pad (dB)	Conversion Factor (dB)	Corrected Reading EIRP	Peak Limit (dBm)	PK Margin (dB)	Azimuth (Degs)	Height (cm)	Polarity
1	5.85002	-48.65	Pk	33.8	-19.4	11.8	-22.45	26.95	-49.4	4	200	V
2	5.92818	-61.75	Pk	34.3	-19.3	11.8	-34.95	-27	-7.95	4	200	V

Pk - Peak detector

UL VERIFICATION SERVICES INC.
47173 Benicia Street, Fremont, CA 94538; USA TEL:(510) 319-4000 FAX:(510) 661-0888
This report shall not be reproduced except in full, without the written approval of UL Verification Services Inc.

HARMONICS AND SPURIOUS EMISSIONS

MID CHANNEL RESULTS

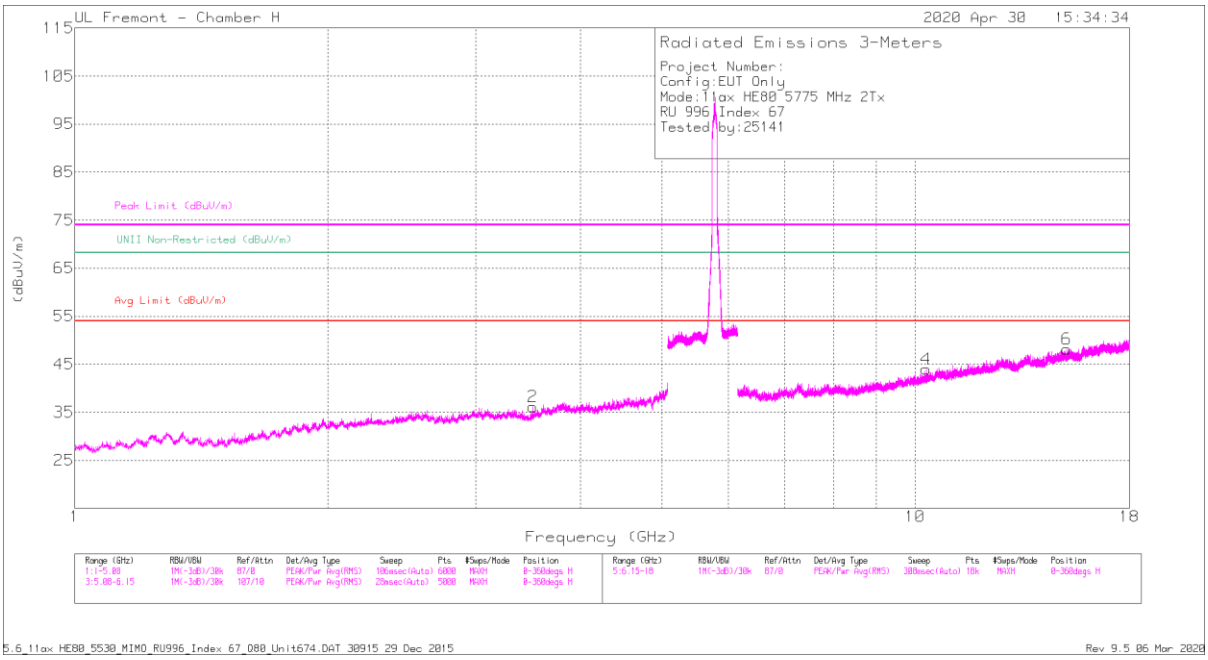

HORIZONTAL

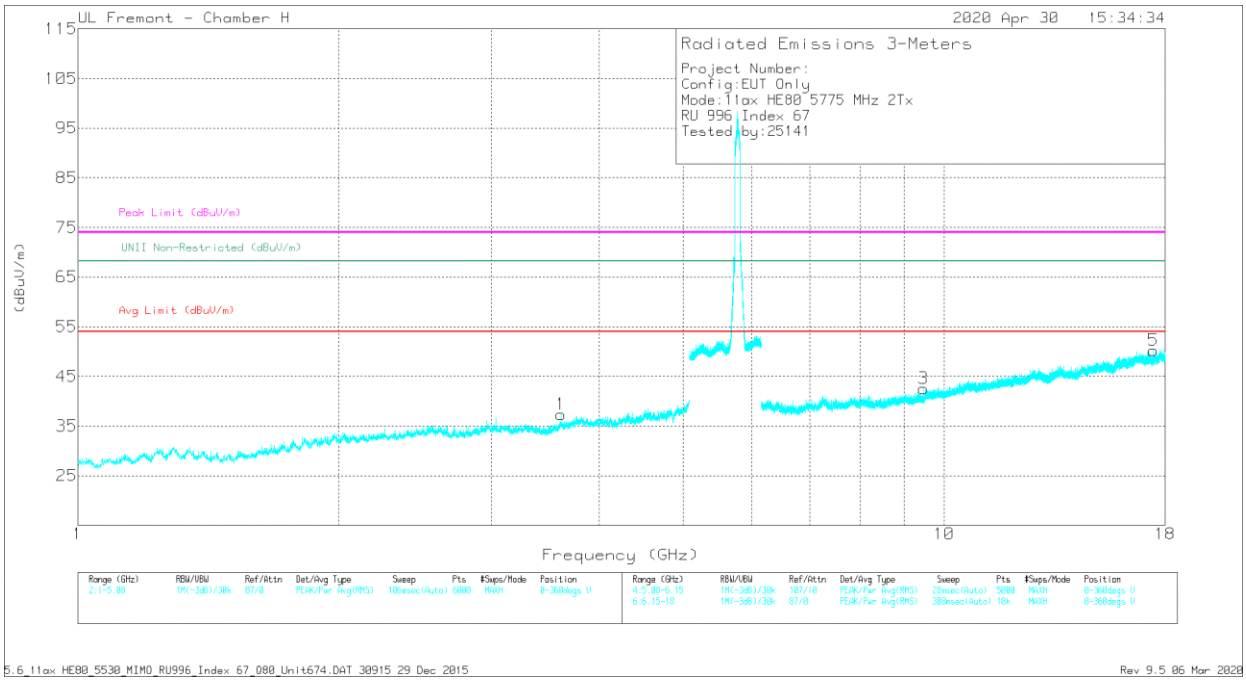

VERTICAL

UL VERIFICATION SERVICES INC.
47173 Benicia Street, Fremont, CA 94538; USA TEL:(510) 319-4000 FAX:(510) 661-0888
This report shall not be reproduced except in full, without the written approval of UL Verification Services Inc.

RADIATED EMISSIONS

Marker	Frequency (GHz)	Meter Reading (dBuV)	Det	AF T863 (dB/m)	Amp/Cbl/Fltr/Pad (dB)	DC Corr (dB)	Corrected Reading (dBuV/m)	Avg Limit (dBuV/m)	Margin (dB)	Peak Limit (dBuV/m)	PK Margin (dB)	UNII Non-Restricted (dBuV/m)	PK Margin (dB)	Azimuth (Degs)	Height (cm)	Polarity
2	* 3.5076	42.21	PK-U	32.8	-32.7	0	42.31	-	-	74	-31.69	-	-	356	276	H
	* 3.50424	30.12	ADR	32.7	-32.8	0.1	30.12	54	-23.88	-	-	-	-	356	276	H
1	* 3.61489	42.42	PK-U	33.1	-32.4	0	43.12	-	-	74	-30.88	-	-	230	225	V
	* 3.61701	31.03	ADR	33.1	-32.4	0.1	31.83	54	-22.17	-	-	-	-	230	225	V
3	* 9.46755	38.18	PK-U	36.6	-25.9	0	48.88	-	-	74	-25.12	-	-	196	328	V
	* 9.46723	26.1	ADR	36.6	-25.9	0.1	36.9	54	-17.1	-	-	-	-	196	328	V
4	10.30978	25.53	ADR	37.3	-24.8	0.1	38.13	-	-	-	-	-	-	177	334	H
	10.3103	37.2	PK-U	37.3	-24.8	0	49.7	-	-	-	-	68.2	-18.5	177	334	H
6	15.1509	37.41	PK-U	40.6	-23.5	0	54.51	-	-	-	-	68.2	-13.69	216	312	H
	15.1532	25.71	ADR	40.5	-23.5	0.1	42.81	-	-	-	-	-	-	216	312	H
5	17.44761	36.79	PK-U	41.2	-21.5	0	56.49	-	-	-	-	68.2	-11.71	262	236	V
	17.44937	24.8	ADR	41.2	-21.5	0.1	44.6	-	-	-	-	-	-	262	236	V

* - indicates frequency in CFR47 Pt 15 / IC RSS-Restricted Band
PK-U - U-NII: Maximum Peak
ADR - U-NII AD primary method, RMS average

5.6_11ax HE80_5530_MIMO_RU996_Index 67_Q80_Unit674.DAT 30915 29 Dec 2015
Rev 9.5 06 Mar 2020

UL VERIFICATION SERVICES INC.
47173 Benicia Street, Fremont, CA 94538; USA TEL:(510) 319-4000 FAX:(510) 661-0888
This report shall not be reproduced except in full, without the written approval of UL Verification Services Inc.

2TX ANTENNA 6 + ANTENNA 5 OFDMA MODE – 26 Tones, RU Index 0

BANDEDGE (CHANNEL 155 LOW EDGE)

HORIZONTAL RESULT

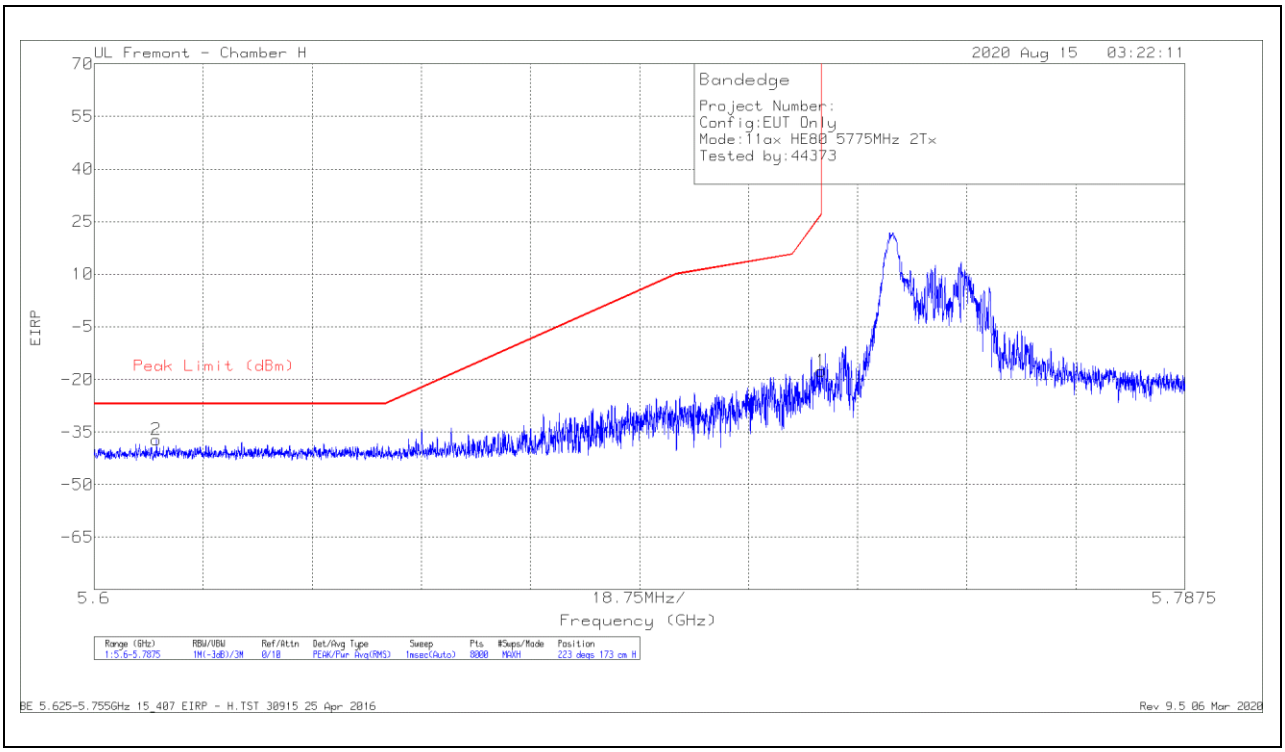

Marker	Frequency (GHz)	Meter Reading (dBm)	Det	AF T863 (dB/m)	Amp/Cbl/Fltr/Pad (dB)	Conversion Factor (dB)	Corrected Reading EIRP	Peak Limit (dBm)	PK Margin (dB)	Azimuth (Degs)	Height (cm)	Polarity
2	5.61069	-63.14	Pk	35.2	-21.1	11.8	-37.24	-27	-10.24	223	173	H
1	5.72498	-43.24	Pk	35	-21.1	11.8	-17.54	26.96	-44.5	223	173	H

Pk - Peak detector

UL VERIFICATION SERVICES INC.
47173 Benicia Street, Fremont, CA 94538; USA TEL:(510) 319-4000 FAX:(510) 661-0888
This report shall not be reproduced except in full, without the written approval of UL Verification Services Inc.

VERTICAL RESULT

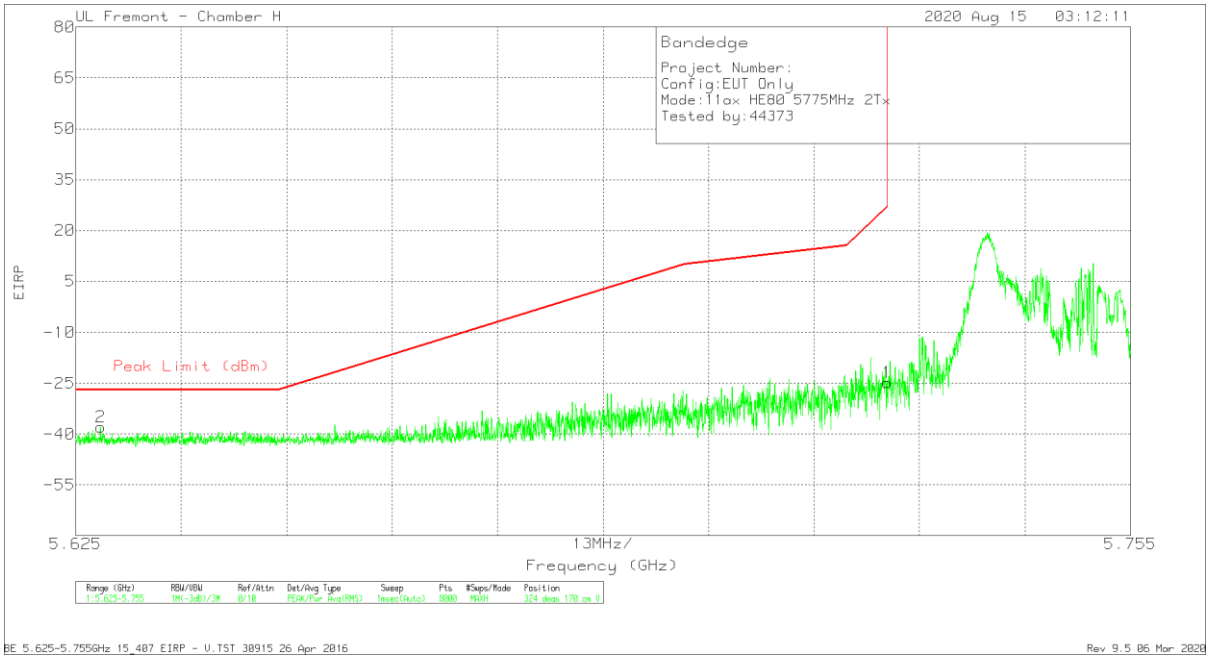

Marker	Frequency (GHz)	Meter Reading (dBm)	Det	AF T863 (dB/m)	Amp/Cbl/Fltr/Pad (dB)	Conversion Factor (dB)	Corrected Reading EIRP	Peak Limit (dBm)	PK Margin (dB)	Azimuth (Degs)	Height (cm)	Polarity
2	5.62806	-63.98	Pk	35.2	-21	11.8	-37.98	-27	-10.98	324	170	V
1	5.725	-50.45	Pk	35	-21.1	11.8	-24.75	27	-51.75	324	170	V

Pk - Peak detector

UL VERIFICATION SERVICES INC.
47173 Benicia Street, Fremont, CA 94538; USA TEL:(510) 319-4000 FAX:(510) 661-0888
This report shall not be reproduced except in full, without the written approval of UL Verification Services Inc.

2TX ANTENNA 6 + ANTENNA 5 OFDMA MODE – 26 Tones, RU Index 36

BANDEDGE (CHANNEL 155 HIGH EDGE)

HORIZONTAL RESULT

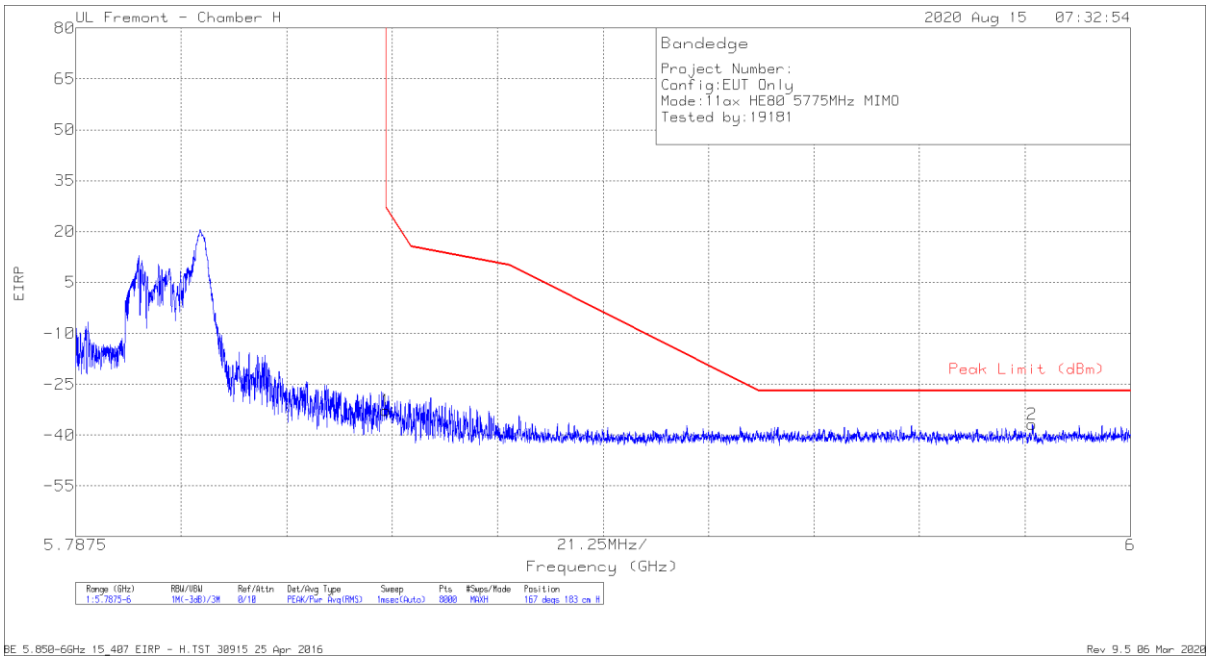

Marker	Frequency (GHz)	Meter Reading (dBm)	Det	AF T863 (dB/m)	Amp/Cbl/Fltr/Pad (dB)	Conversion Factor (dB)	Corrected Reading EIRP	Peak Limit (dBm)	PK Margin (dB)	Azimuth (Degs)	Height (cm)	Polarity
1	5.85001	-58.78	Pk	35	-20.7	11.8	-32.68	26.98	-59.66	167	183	H
2	5.98021	-63.49	Pk	35.2	-20.4	11.8	-36.89	-27	-9.89	167	183	H

Pk - Peak detector

UL VERIFICATION SERVICES INC.
47173 Benicia Street, Fremont, CA 94538; USA TEL:(510) 319-4000 FAX:(510) 661-0888
This report shall not be reproduced except in full, without the written approval of UL Verification Services Inc.

VERTICAL RESULT

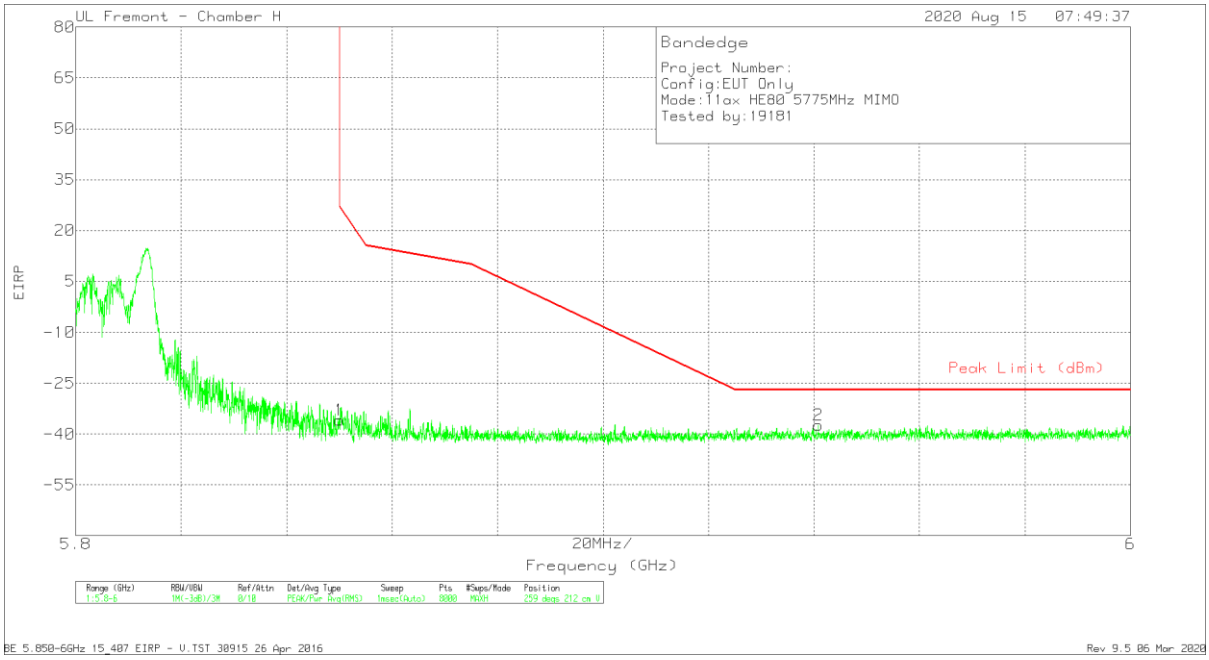

Marker	Frequency (GHz)	Meter Reading (dBm)	Det	AF T863 (dB/m)	Amp/Cbl/Fltr/Pad (dB)	Conversion Factor (dB)	Corrected Reading EIRP	Peak Limit (dBm)	PK Margin (dB)	Azimuth (Degs)	Height (cm)	Polarity
1	5.85001	-62.05	Pk	35	-20.7	11.8	-35.95	26.99	-62.94	259	212	V
2	5.94082	-63.95	Pk	35.1	-20.4	11.8	-37.45	-27	-10.45	259	212	V

Pk - Peak detector

UL VERIFICATION SERVICES INC.
47173 Benicia Street, Fremont, CA 94538; USA TEL:(510) 319-4000 FAX:(510) 661-0888
This report shall not be reproduced except in full, without the written approval of UL Verification Services Inc.

2TX ANTENNA 6 + ANTENNA 5 OFDMA MODE – 26 Tones, RU Index 36

HARMONICS AND SPURIOUS EMISSIONS

MID CHANNEL RESULTS

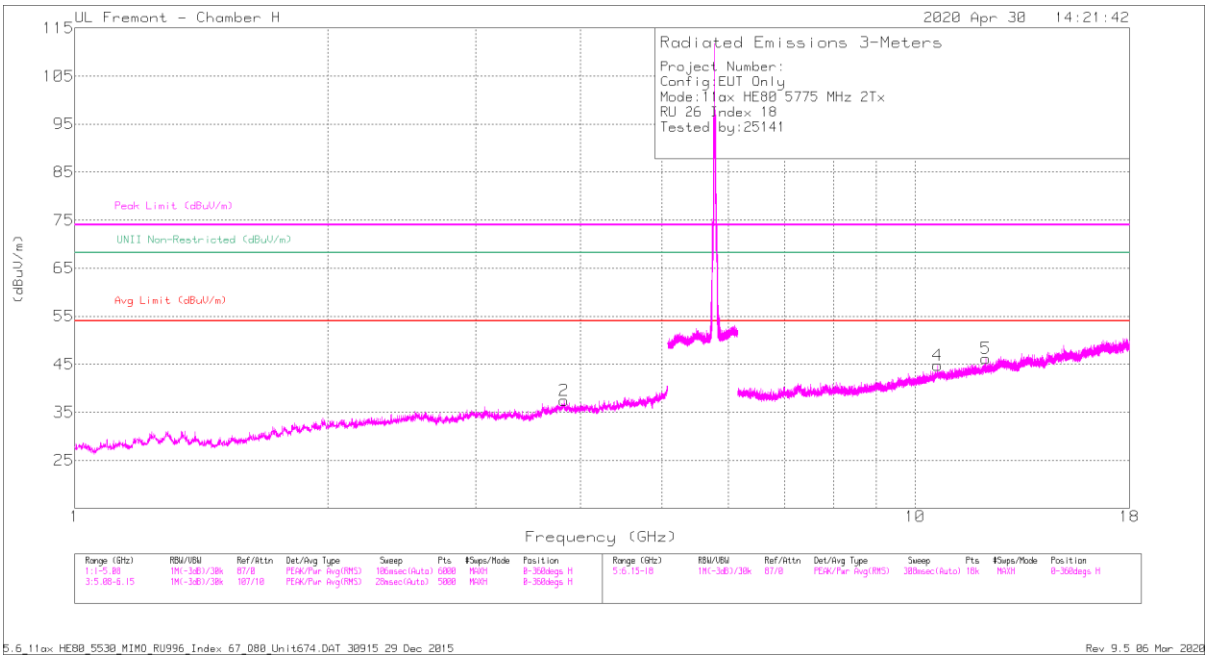

HORIZONTAL

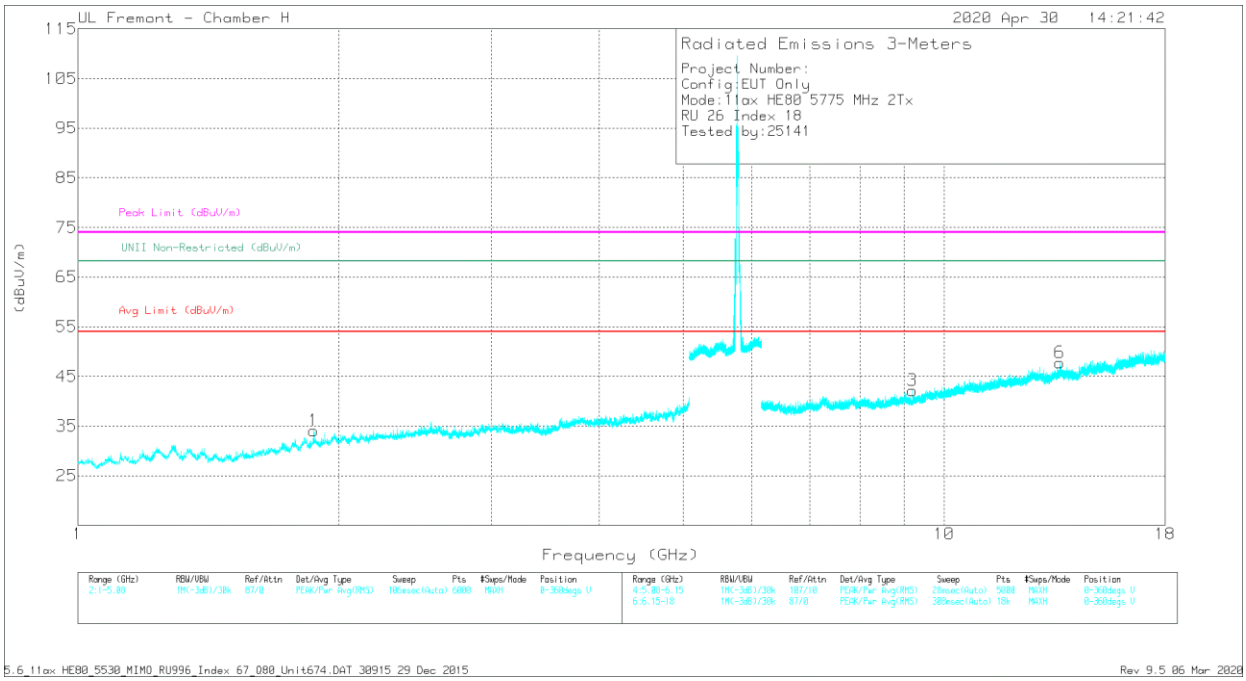

VERTICAL

UL VERIFICATION SERVICES INC.
47173 Benicia Street, Fremont, CA 94538; USA TEL:(510) 319-4000 FAX:(510) 661-0888
This report shall not be reproduced except in full, without the written approval of UL Verification Services Inc.

RADIATED EMISSIONS

Marker	Frequency (GHz)	Meter Reading (dBuV)	Det	AF T863 (dB/m)	Amp/Cbl/Fltr/Pad (dB)	DC Corr (dB)	Corrected Reading (dBuV/m)	Avg Limit (dBuV/m)	Margin (dB)	Peak Limit (dBuV/m)	PK Margin (dB)	UNII Non-Restricted (dBuV/m)	PK Margin (dB)	Azimuth (Degs)	Height (cm)	Polarity
1	1.86961	43.7	PK-U	31	-34.7	0	40	-	-	-	-	68.2	-28.2	179	138	V
1	1.87218	31.8	ADR	31	-34.7	0.1	28.2	-	-	-	-	-	-	179	138	V
2	* 3.82297	42.62	PK-U	33.6	-32	0	44.22	-	-	74	-29.78	-	-	239	148	H
2	* 3.82121	31.23	ADR	33.6	-32	0.1	32.93	54	-21.07	-	-	-	-	239	148	H
3	* 9.19262	37.34	PK-U	36.3	-26	0	47.64	-	-	74	-26.36	-	-	297	397	V
3	* 9.19413	26.07	ADR	36.3	-26	0.1	36.47	54	-17.53	-	-	-	-	297	397	V
4	* 10.6370	37.03	PK-U	37.6	-23.9	0	50.73	-	-	74	-23.27	-	-	233	215	H
4	* 10.6366	25.66	ADR	37.6	-23.9	0.1	39.46	54	-14.54	-	-	-	-	233	215	H
5	* 12.1531	37.35	PK-U	38.9	-23.9	0	52.35	-	-	74	-21.65	-	-	272	372	H
5	* 12.1550	25.24	ADR	38.9	-23.9	0.1	40.34	54	-13.66	-	-	-	-	272	372	H
6	13.60057	25.84	ADR	39.8	-23	0.1	42.74	-	-	-	-	-	-	243	392	V
6	13.60401	37.9	PK-U	39.7	-23.1	0	54.5	-	-	-	-	68.2	-13.7	243	392	V

* - indicates frequency in CFR47 Pt 15 / IC RSS-Restricted Band
PK-U - U-NII: Maximum Peak
ADR - U-NII AD primary method, RMS average

UL VERIFICATION SERVICES INC.
47173 Benicia Street, Fremont, CA 94538; USA TEL:(510) 319-4000 FAX:(510) 661-0888
This report shall not be reproduced except in full, without the written approval of UL Verification Services Inc.

1.2. WORST CASE BELOW 1 GHz

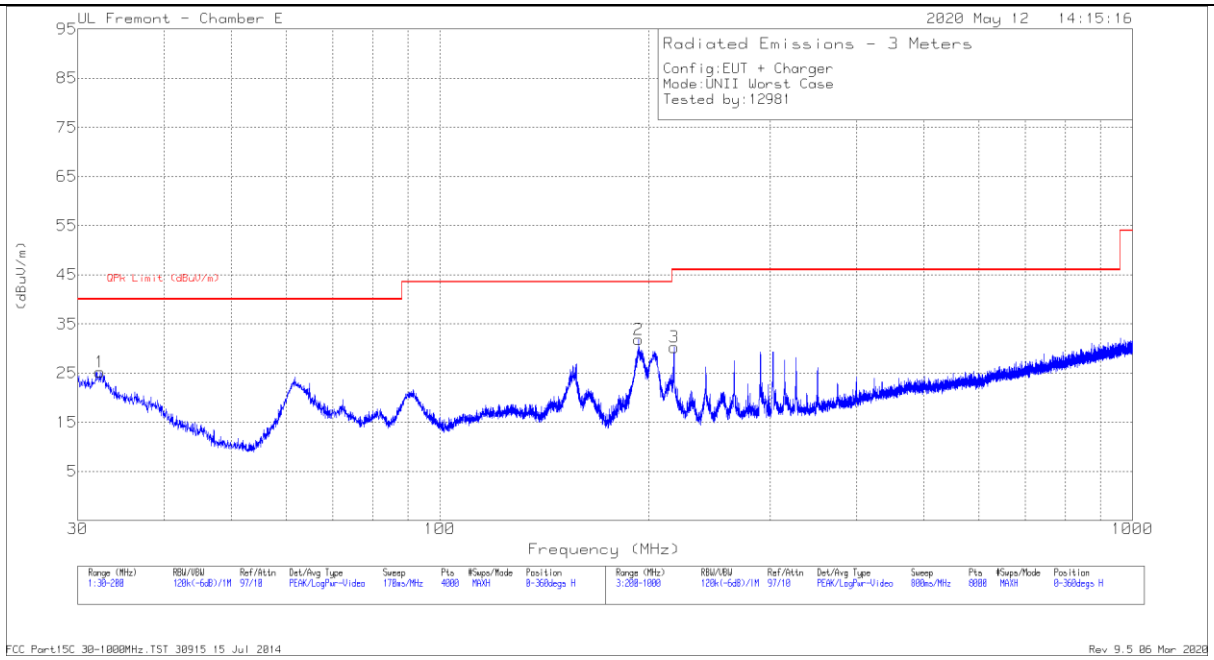

HORIZONTAL

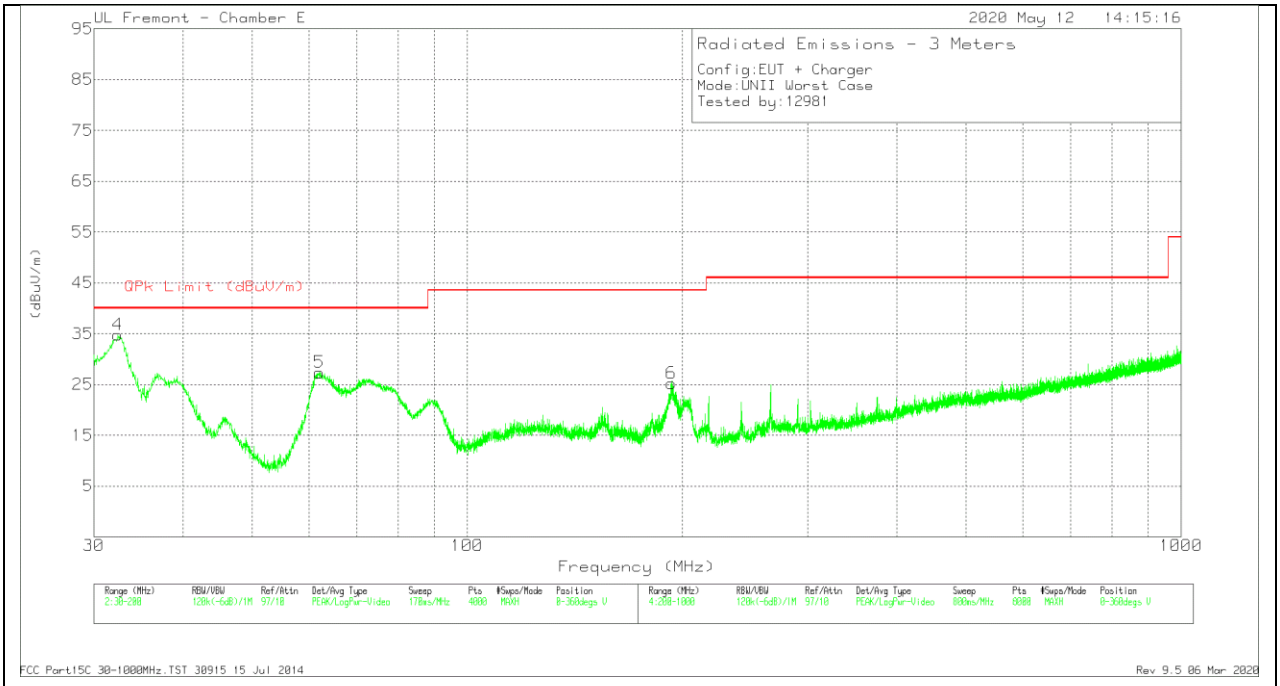

VERTICAL

UL VERIFICATION SERVICES INC.
47173 Benicia Street, Fremont, CA 94538; USA TEL:(510) 319-4000 FAX:(510) 661-0888
This report shall not be reproduced except in full, without the written approval of UL Verification Services Inc.

Below 1GHz DATA

Marker	Frequency (MHz)	Meter Reading (dBuV)	Det	AF T130 (dB/m)	Amp/Cbl (dB)	Corrected Reading (dBuV/m)	QPk Limit (dBuV/m)	Margin (dB)	Azimuth (Degs)	Height (cm)	Polarity
1	32.2956	31.36	Pk	25.3	-31.5	25.16	40	-14.84	0-360	201	H
4	32.4231	41.01	Pk	25.2	-31.5	34.71	40	-5.29	0-360	100	V
	32.4677	36.8	Qp	25.1	-31.5	30.4	40	-9.6	143	124	V
5	62.0533	45.01	Pk	13.5	-31.2	27.31	40	-12.69	0-360	100	V
6	193.3698	37.45	Pk	17.7	-30	25.15	43.52	-18.37	0-360	100	V
2	193.7524	44.02	Pk	17.8	-30	31.82	43.52	-11.7	0-360	99	H
3	217.8023	43.54	Pk	16.5	-29.8	30.24	46.02	-15.78	0-360	99	H

Pk - Peak detector
Qp - Quasi-Peak detector

UL VERIFICATION SERVICES INC.
47173 Benicia Street, Fremont, CA 94538; USA TEL:(510) 319-4000 FAX:(510) 661-0888
This report shall not be reproduced except in full, without the written approval of UL Verification Services Inc.

1.3. WORST CASE 18-26 GHz

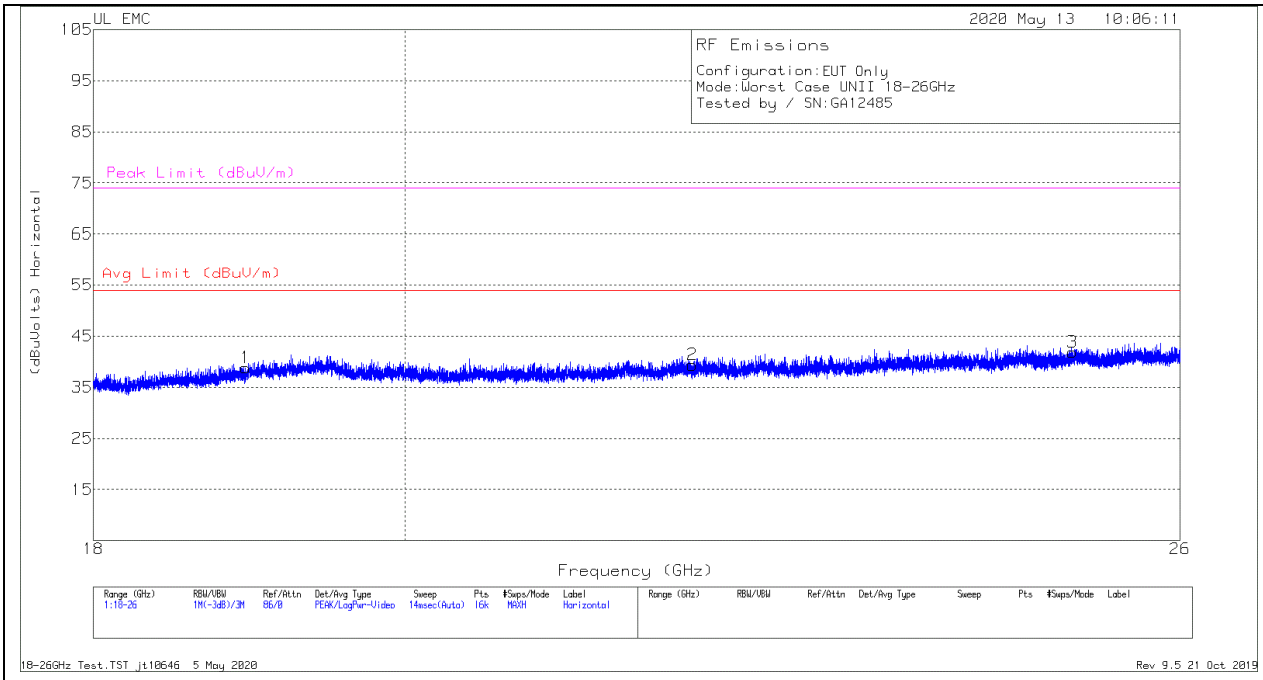

HORIZONTAL

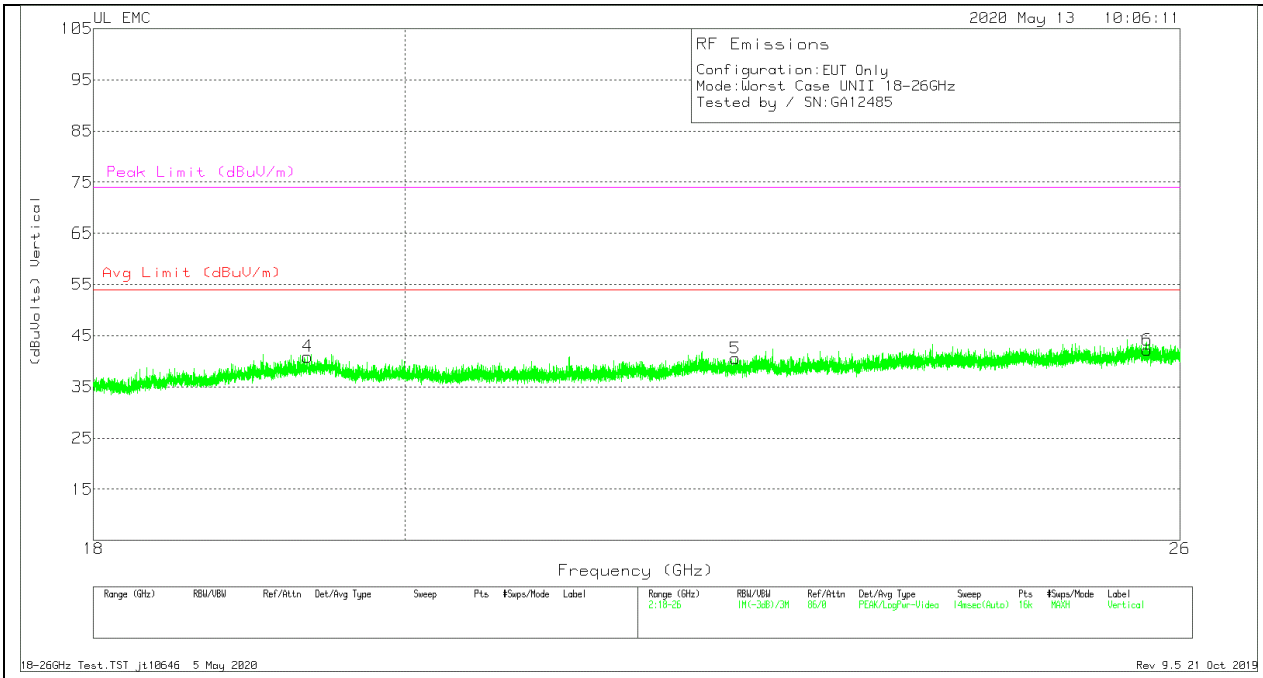

VERTICAL

UL VERIFICATION SERVICES INC.
47173 Benicia Street, Fremont, CA 94538; USA TEL:(510) 319-4000 FAX:(510) 661-0888
This report shall not be reproduced except in full, without the written approval of UL Verification Services Inc.

18 – 26GHz DATA

Marker	Frequency (GHz)	Meter Reading (dBuV)	Det	T125 AF (dB/m)	Amp/Cbl (dB)	Dist Corr (dB)	Corrected Reading (dBuVolts)	Avg Limit (dBuV/m)	Margin (dB)	Peak Limit (dBuV/m)	PK Margin (dB)
1	18.94994	36	Pk	32.6	-20.3	-9.5	38.8	54	-15.2	74	-35.2
2	22.04375	35.67	Pk	33.4	-20.2	-9.5	39.37	54	-14.63	74	-34.63
3	25.06756	36.57	Pk	34.2	-19.4	-9.5	41.87	54	-12.13	74	-32.13
4	19.35242	36.5	Pk	32.6	-18.7	-9.5	40.9	54	-13.1	74	-33.1
5	22.36773	36.97	Pk	33.4	-20.3	-9.5	40.57	54	-13.43	74	-33.43
6	25.71352	37.59	Pk	34.2	-20.1	-9.5	42.19	54	-11.81	74	-31.81

Pk - Peak detector

UL VERIFICATION SERVICES INC.
47173 Benicia Street, Fremont, CA 94538; USA TEL:(510) 319-4000 FAX:(510) 661-0888
This report shall not be reproduced except in full, without the written approval of UL Verification Services Inc.

1.4. WORST CASE 26-40 GHz

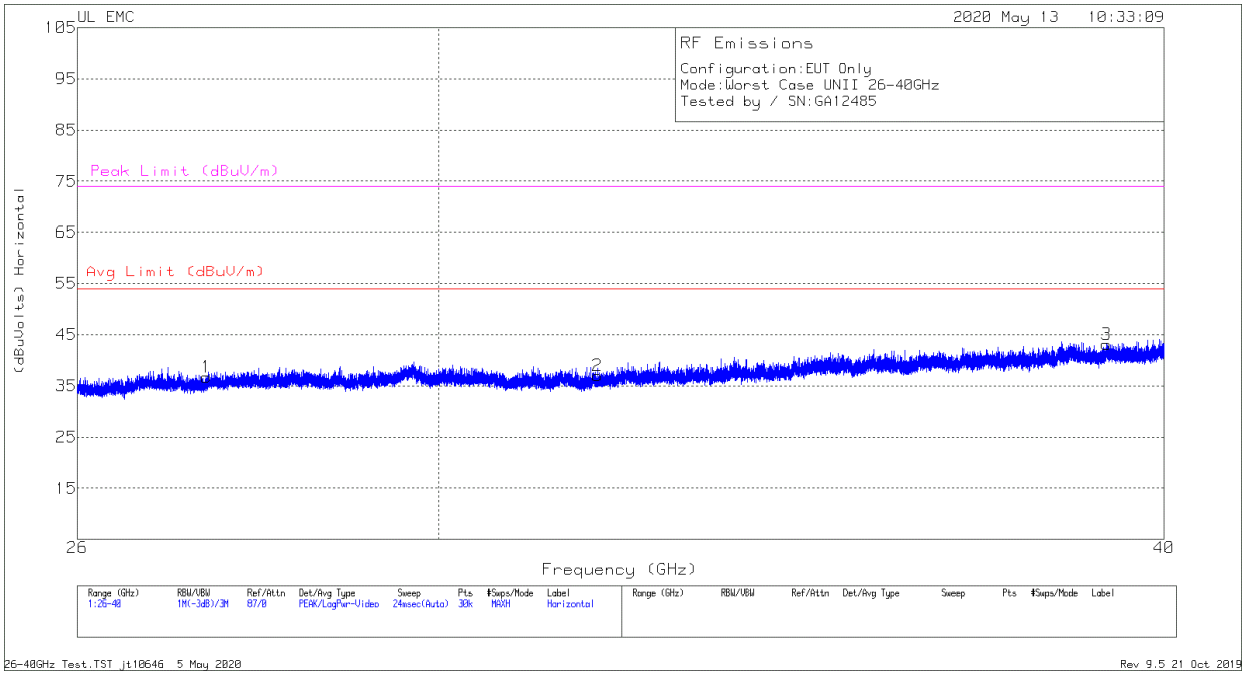

HORIZONTAL

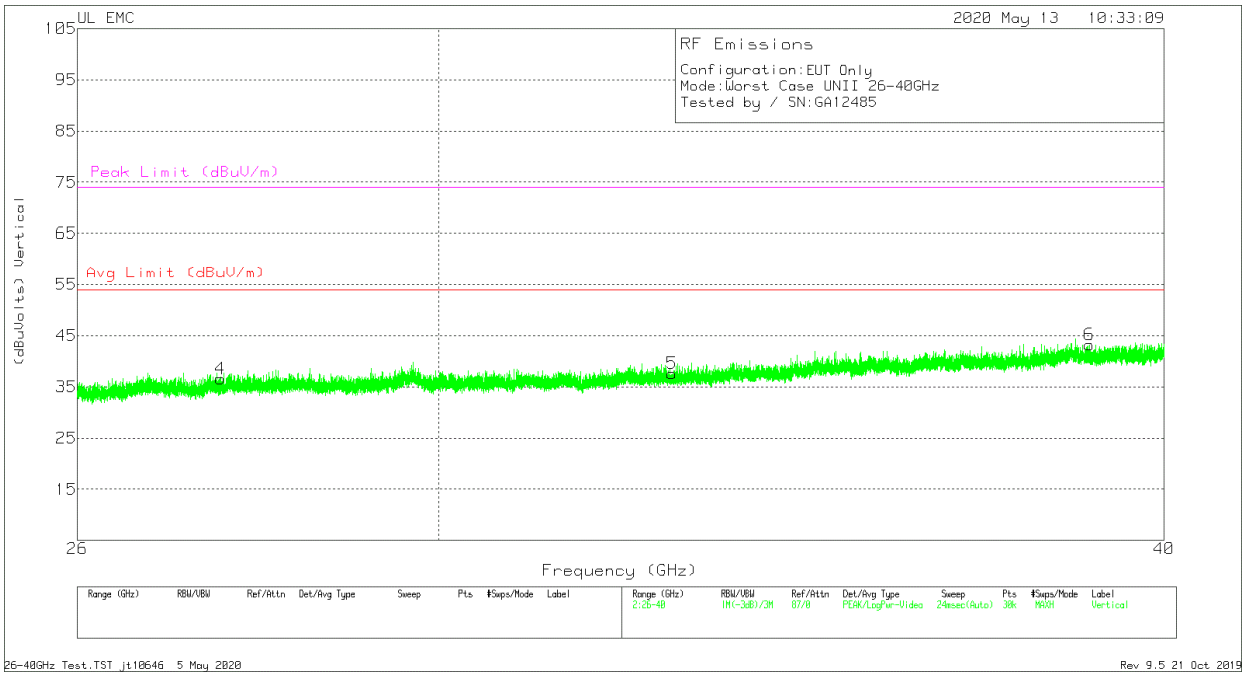

VERTICAL

UL VERIFICATION SERVICES INC.
47173 Benicia Street, Fremont, CA 94538; USA TEL:(510) 319-4000 FAX:(510) 661-0888
This report shall not be reproduced except in full, without the written approval of UL Verification Services Inc.

26 – 40GHz DATA

Marker	Frequency (GHz)	Meter Reading (dBuV)	Det	PRE0182203 AF (dB/m)	Amp/Cbl (dB)	Dist Corr (dB)	Corrected Reading (dBuVolts)	Avg Limit (dBuV/m)	Margin (dB)	Peak Limit (dBuV/m)	PK Margin (dB)
1	27.36071	40.35	Pk	35.7	-29.8	-9.5	36.75	54	-17.25	74	-37.25
2	31.95288	37.78	Pk	36.6	-27.9	-9.5	36.98	54	-17.02	74	-37.02
3	39.09754	38.81	Pk	38.3	-24.5	-9.5	43.11	54	-10.89	74	-30.89
4	27.5161	39.99	Pk	35.7	-29.6	-9.5	36.59	54	-17.41	74	-37.41
5	32.90995	38.01	Pk	36.7	-27.6	-9.5	37.61	54	-16.39	74	-36.39
6	38.83156	39.51	Pk	38.3	-25.1	-9.5	43.21	54	-10.79	74	-30.79

Pk - Peak detector

UL VERIFICATION SERVICES INC.
47173 Benicia Street, Fremont, CA 94538; USA TEL:(510) 319-4000 FAX:(510) 661-0888
This report shall not be reproduced except in full, without the written approval of UL Verification Services Inc.

2. AC POWER LINE CONDUCTED EMISSIONS

LIMITS

FCC §15.207 (a)

RSS-Gen 8.8

Frequency of Emission (MHz)	Conducted Limit (dBµV)	
	Quasi-peak	Average
0.15-0.5	66 to 56 *	56 to 46 *
0.5-5	56	46
5-30	60	50

*Decreases with the logarithm of the frequency.

TEST PROCEDURE

The EUT is placed on a non-conducting table 40 cm from the vertical ground plane and 80 cm above the horizontal ground plane. The EUT is configured in accordance with ANSI C63.10.

The receiver is set to a resolution bandwidth of 9 kHz. Peak detection is used unless otherwise noted as quasi-peak or average.

Line conducted data is recorded for both NEUTRAL and HOT lines.

RESULTS

UL VERIFICATION SERVICES INC.
47173 Benicia Street, Fremont, CA 94538; USA TEL:(510) 319-4000 FAX:(510) 661-0888
This report shall not be reproduced except in full, without the written approval of UL Verification Services Inc.

2.1. AC Power Line With Laptop

LINE 1 RESULTS

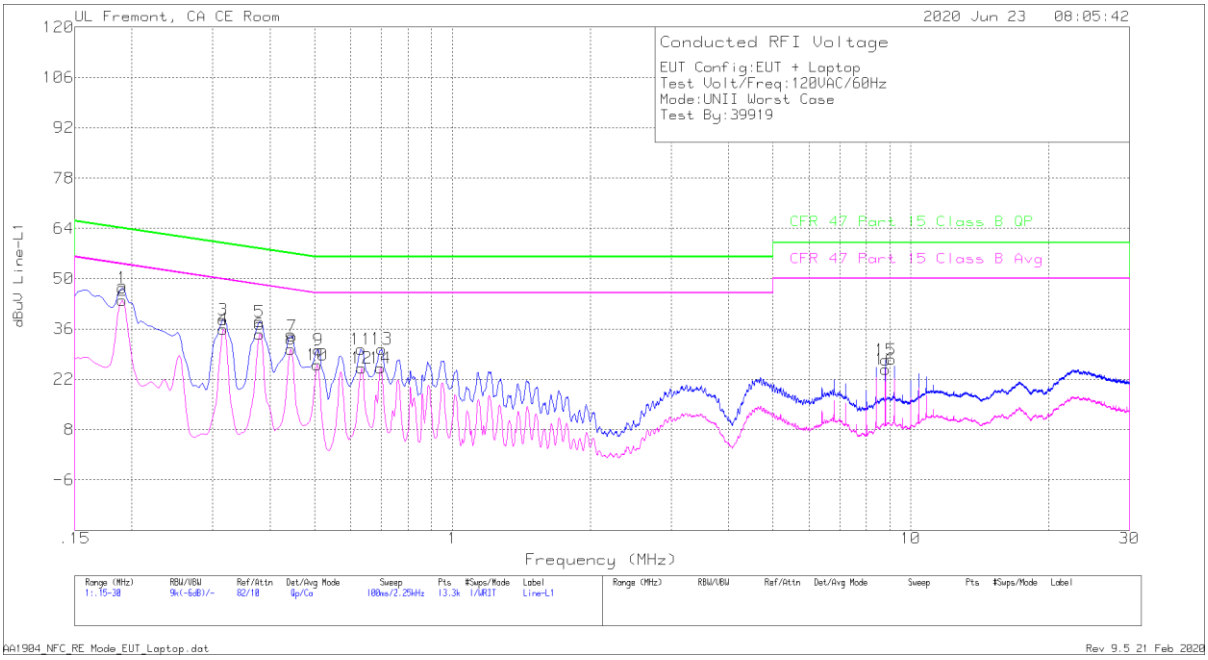

Range 1: Line-L1 .15 - 30MHz											
Marker	Frequency (MHz)	Meter Reading (dBuV)	Det	PRE0186446 LISN L1	LC Cables C1&C3	Limiter (dB)	Corrected Reading dBuV	CFR 47 Part 15 Class B QP	QP Margin (dB)	CFR 47 Part 15 Class B Avg	Av(CISPR)Margin (dB)
1	.1905	37.41	Qp	0	0	10	47.41	64.01	-16.6	-	-
2	.1905	33.95	Ca	0	0	10	43.95	-	-	54.01	-10.06
3	.3165	28.6	Qp	0	0	10	38.6	59.8	-21.2	-	-
4	.3165	25.87	Ca	0	0	10	35.87	-	-	49.8	-13.93
5	.3795	27.99	Qp	0	0	10	37.99	58.29	-20.3	-	-
6	.3795	24.56	Ca	0	0	10	34.56	-	-	48.29	-13.73
7	.447	24.08	Qp	0	0	10	34.08	56.93	-22.85	-	-
8	.44475	20.29	Ca	0	0	10	30.29	-	-	46.97	-16.68
9	.51	20.18	Qp	0	0	10	30.18	56	-25.82	-	-
10	.50775	16.08	Ca	0	0	10	26.08	-	-	46	-19.92
11	.6315	20.32	Qp	0	0	10	30.32	56	-25.68	-	-
12	.63375	15.12	Ca	0	0	10	25.12	-	-	46	-20.88
13	.70125	20.45	Qp	0	0	10	30.45	56	-25.55	-	-
14	.69675	15.16	Ca	0	0	10	25.16	-	-	46	-20.84
15	8.8035	17.16	Qp	0	.2	10.1	27.46	60	-32.54	-	-
16	8.8035	14.56	Ca	0	.2	10.1	24.86	-	-	50	-25.14

Qp - Quasi-Peak detector
Ca - CISPR average detection

UL VERIFICATION SERVICES INC.
47173 Benicia Street, Fremont, CA 94538; USA TEL:(510) 319-4000 FAX:(510) 661-0888
This report shall not be reproduced except in full, without the written approval of UL Verification Services Inc.

LINE 2 RESULTS

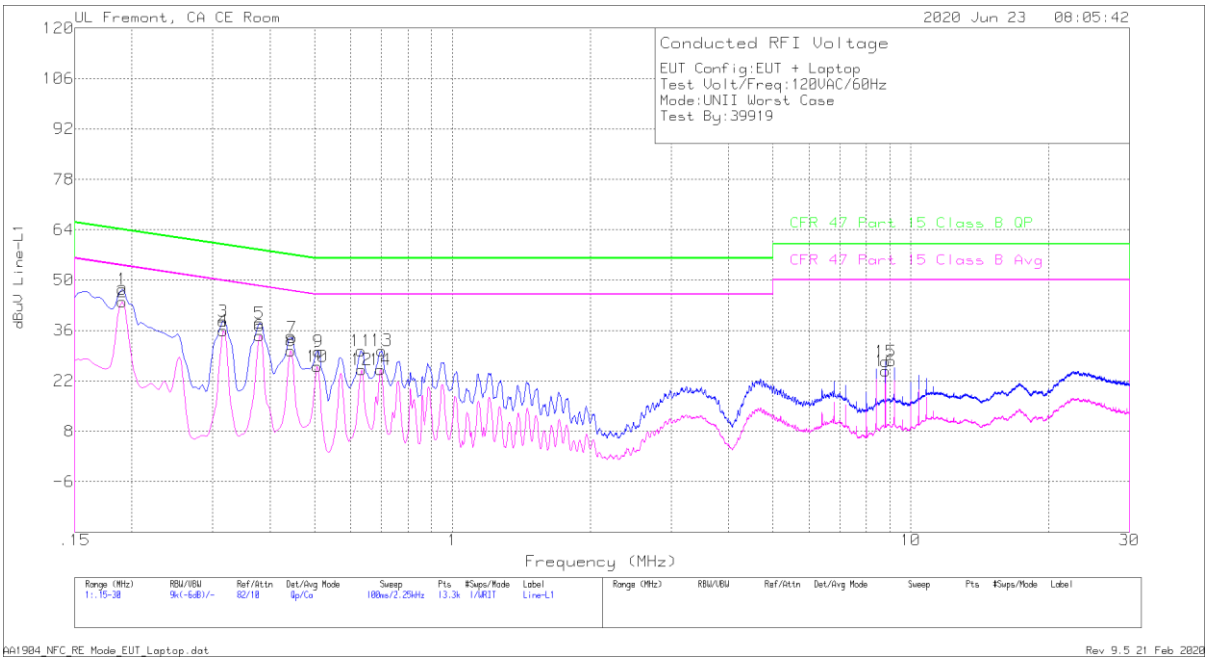

Range 2: Line-L2 .15 - 30MHz											
Marker	Frequency (MHz)	Meter Reading (dBuV)	Det	PRE0186446 LISN L2	LC Cables C2&C3	Limiter (dB)	Corrected Reading dBuV	CFR 47 Part 15 Class B QP	QP Margin (dB)	CFR 47 Part 15 Class B Avg	Av(CISPR)Margin (dB)
17	.1905	35.72	Qp	0	0	10	45.72	64.01	-18.29	-	-
18	.1905	33.37	Ca	0	0	10	43.37	-	-	54.01	-10.64
19	.3165	18.68	Qp	0	0	10	28.68	59.8	-31.12	-	-
20	.3165	15.87	Ca	0	0	10	25.87	-	-	49.8	-23.93
21	.3795	19.63	Qp	0	0	10	29.63	58.29	-28.66	-	-
22	.3795	14.96	Ca	0	0	10	24.96	-	-	48.29	-23.33
23	.4425	16.81	Qp	0	0	10	26.81	57.01	-30.2	-	-
24	.44475	12.74	Ca	0	0	10	22.74	-	-	46.97	-24.23
25	.5055	14.64	Qp	0	0	10	24.64	56	-31.36	-	-
26	.50775	10.77	Ca	0	0	10	20.77	-	-	46	-25.23
27	.6315	16.67	Qp	0	0	10	26.67	56	-29.33	-	-
28	.63375	11.54	Ca	0	0	10	21.54	-	-	46	-24.46
29	.70125	15.07	Qp	0	0	10	25.07	56	-30.93	-	-
30	.69675	10.18	Ca	0	0	10	20.18	-	-	46	-25.82
31	8.78775	17.72	Qp	0	.2	10.1	28.02	60	-31.98	-	-
32	8.79	13.82	Ca	0	.2	10.1	24.12	-	-	50	-25.88

Qp - Quasi-Peak detector
Ca - CISPR average detection

UL VERIFICATION SERVICES INC.
47173 Benicia Street, Fremont, CA 94538; USA TEL:(510) 319-4000 FAX:(510) 661-0888
This report shall not be reproduced except in full, without the written approval of UL Verification Services Inc.

2.2. AC Power Line AC/DC Adapter

LINE 1 RESULTS

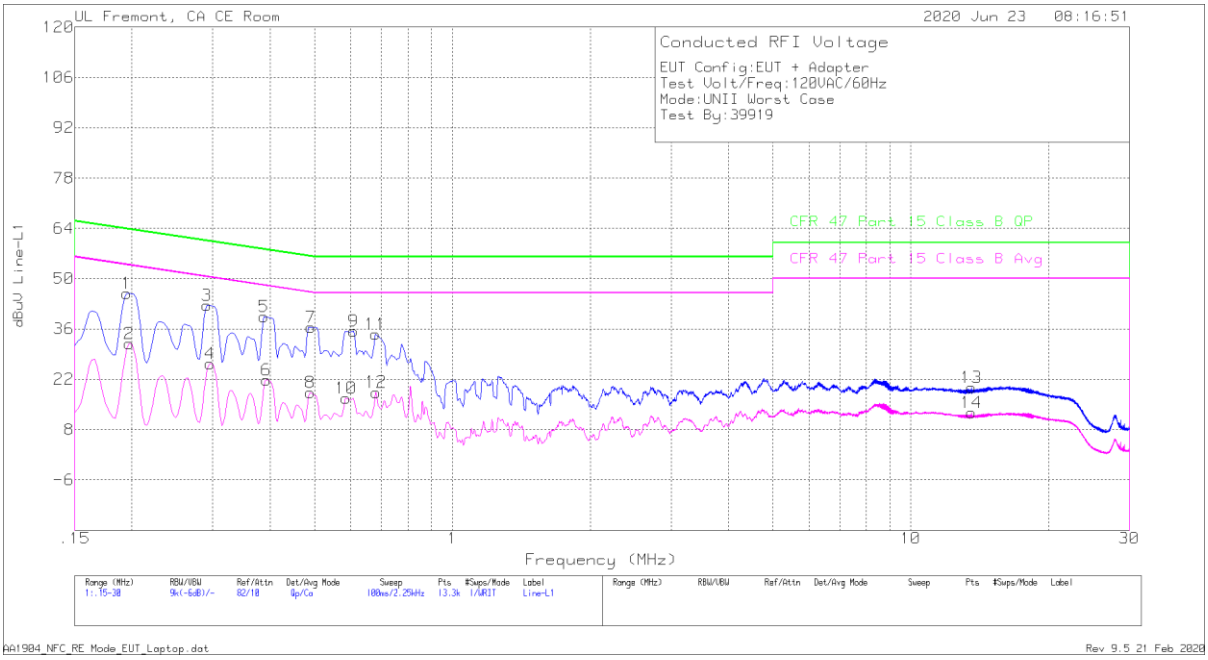

Range 1: Line-L1 .15 - 30MHz											
Marker	Frequency (MHz)	Meter Reading (dBuV)	Det	PRE0186446 LISN L1	LC Cables C1&C3	Limiter (dB)	Corrected Reading dBuV	CFR 47 Part 15 Class B QP	QP Margin (dB)	CFR 47 Part 15 Class B Avg	Av(CISPR)Margin (dB)
1	.195	35.97	Qp	0	0	10	45.97	63.82	-17.85	-	-
2	.19725	21.95	Ca	0	0	10	31.95	-	-	53.73	-21.78
3	.29175	32.58	Qp	0	0	10	42.58	60.47	-17.89	-	-
4	.29625	16.41	Ca	0	0	10	26.41	-	-	50.35	-23.94
5	.3885	29.37	Qp	0	0	10	39.37	58.1	-18.73	-	-
6	.393	11.88	Ca	0	0	10	21.88	-	-	48	-26.12
7	.492	26.52	Qp	0	0	10	36.52	56.13	-19.61	-	-
8	.48975	8.27	Ca	0	0	10	18.27	-	-	46.17	-27.9
9	.609	25.35	Qp	0	0	10	35.35	56	-20.65	-	-
10	.5865	6.78	Ca	0	0	10	16.78	-	-	46	-29.22
11	.67875	24.52	Qp	0	0	10	34.52	56	-21.48	-	-
12	.681	8.41	Ca	0	0	10	18.41	-	-	46	-27.59
*13	13.56225	9.33	Qp	.1	.2	10.1	19.73	60	-40.27	-	-
*14	13.56225	2.27	Ca	.1	.2	10.1	12.67	-	-	50	-37.33

Qp - Quasi-Peak detector
Ca - CISPR average detection
*Indicates UL RFID signal. Not from device.

UL VERIFICATION SERVICES INC.
47173 Benicia Street, Fremont, CA 94538; USA TEL:(510) 319-4000 FAX:(510) 661-0888
This report shall not be reproduced except in full, without the written approval of UL Verification Services Inc.

LINE 2 RESULTS

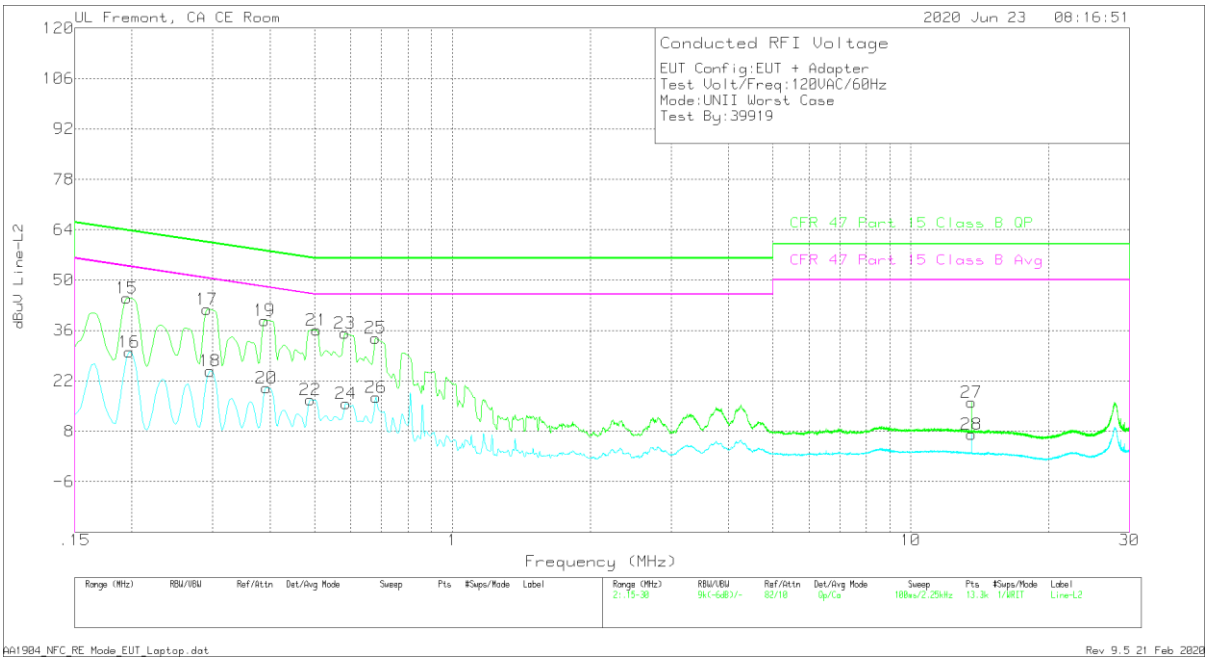

Range 2: Line-L2 .15 - 30MHz											
Marker	Frequency (MHz)	Meter Reading (dBuV)	Det	PRE0186446 LISN L2	LC Cables C2&C3	Limiter (dB)	Corrected Reading dBuV	CFR 47 Part 15 Class B QP	QP Margin (dB)	CFR 47 Part 15 Class B Avg	Av(CISPR)Margin (dB)
15	.195	35.06	Qp	0	0	10	45.06	63.82	-18.76	-	-
16	.19725	19.98	Ca	0	0	10	29.98	-	-	53.73	-23.75
17	.29175	31.95	Qp	0	0	10	41.95	60.47	-18.52	-	-
18	.29625	14.7	Ca	0	0	10	24.7	-	-	50.35	-25.65
19	.38963	28.82	Qp	0	0	10	38.82	58.07	-19.25	-	-
20	.393	10.14	Ca	0	0	10	20.14	-	-	48	-27.86
21	.5055	26.12	Qp	0	0	10	36.12	56	-19.88	-	-
22	.48975	6.76	Ca	0	0	10	16.76	-	-	46.17	-29.41
23	.582	25.23	Qp	0	0	10	35.23	56	-20.77	-	-
24	.5865	5.74	Ca	0	0	10	15.74	-	-	46	-30.26
25	.67875	23.94	Qp	0	0	10	33.94	56	-22.06	-	-
26	.681	7.45	Ca	0	0	10	17.45	-	-	46	-28.55
*27	13.56	5.72	Qp	.1	.2	10.1	16.12	60	-43.88	-	-
*28	13.56	-3.3	Ca	.1	.2	10.1	7.1	-	-	50	-42.9

Qp - Quasi-Peak detector
Ca - CISPR average detection
*Indicates UL RFID signal. Not from device.

UL VERIFICATION SERVICES INC.
47173 Benicia Street, Fremont, CA 94538; USA TEL:(510) 319-4000 FAX:(510) 661-0888
This report shall not be reproduced except in full, without the written approval of UL Verification Services Inc.

3. SETUP PHOTOS

Please refer to 13335182-EP1V1 for setup photos

END OF TEST REPORT

UL VERIFICATION SERVICES INC.
47173 Benicia Street, Fremont, CA 94538; USA TEL:(510) 319-4000 FAX:(510) 661-0888
This report shall not be reproduced except in full, without the written approval of UL Verification Services Inc.