BANDEDGE (HIGH CHANNEL, CH 3)

HORIZONTAL RESULT

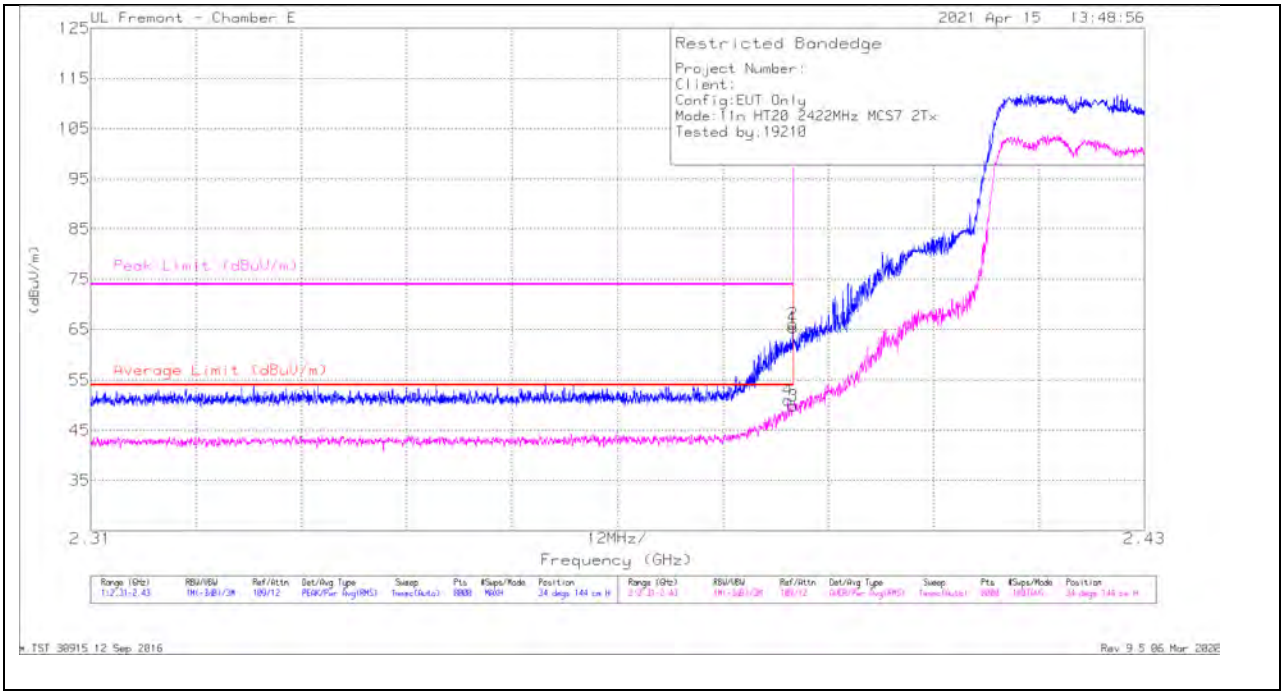

Marker	Frequency (GHz)	Meter Reading (dBuV)	Det	AF PRE0078107 (dB/m)	Amp/Cbl/Fltr/Pad (dB)	DC Corr (dB)	Corrected Reading (dBuV/m)	Average Limit (dBuV/m)	Margin (dB)	Peak Limit (dBuV/m)	PK Margin (dB)	Azimuth (Degs)	Height (cm)	Polarity
1	* 2.38999	50.72	Pk	32.2	-17.6	0	65.32	-	-	74	-8.68	34	144	H
2	* 2.38998	51.54	Pk	32.2	-17.6	0	66.14	-	-	74	-7.86	34	144	H
3	* 2.38999	34.65	RMS	32.2	-17.6	.39	49.64	54	-4.36	-	-	34	144	H
4	* 2.38941	35.8	RMS	32.2	-17.6	.39	50.79	54	-3,21	-	-	34	144	H

* - indicates frequency in CFR47 Pt 15 / IC RSS-Restricted Band

Pk - Peak detector
RMS - RMS detection

UL VERIFICATION SERVICES INC.
47173 Benicia Street, Fremont, CA 94538; USA TEL:(510) 319-4000 FAX:(510) 661-0888
This report shall not be reproduced except in full, without the written approval of UL Verification Services Inc.

VERTICAL RESULT

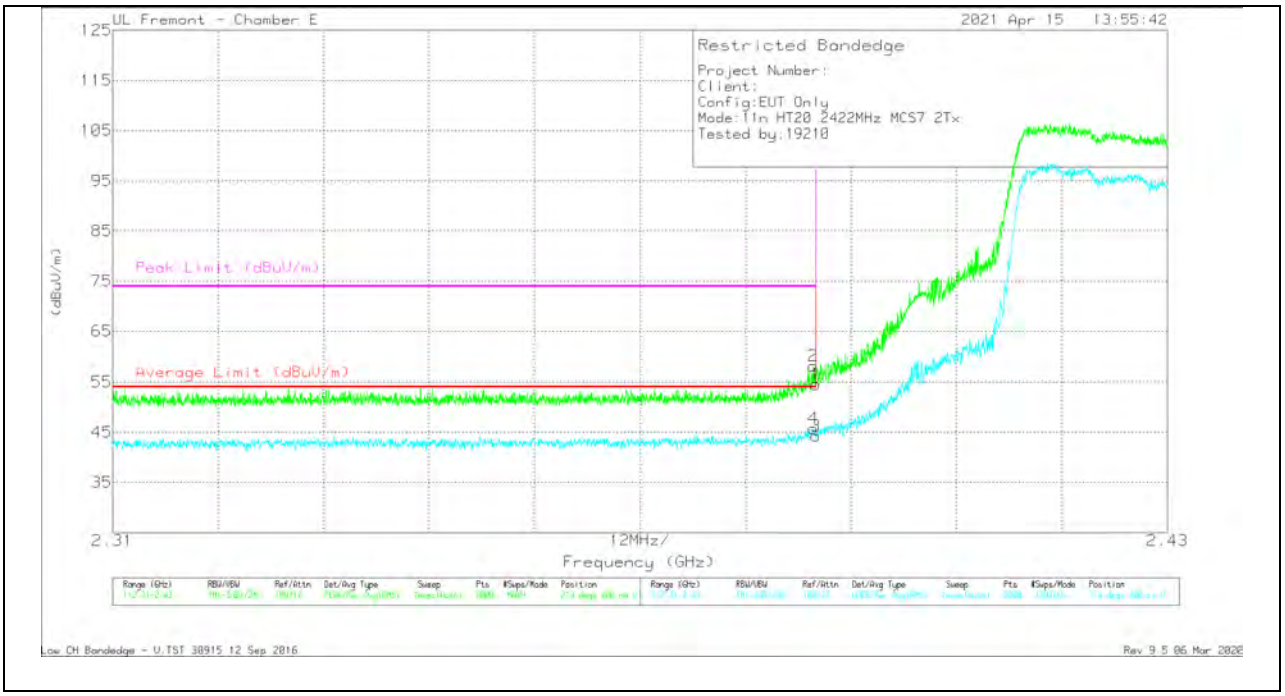

Marker	Frequency (GHz)	Meter Reading (dBuV)	Det	AF PRE0078107 (dB/m)	Amp/Cbl/Fltr/Pad (dB)	DC Corr (dB)	Corrected Reading (dBuV/m)	Average Limit (dBuV/m)	Margin (dB)	Peak Limit (dBuV/m)	PK Margin (dB)	Azimuth (Degs)	Height (cm)	Polarity
1	* 2.38999	39.96	Pk	32.2	-17.6	0	54.56	-	-	74	-19.44	214	400	V
2	* 2.38972	43.63	Pk	32.2	-17.6	0	58.23	-	-	74	-15.77	214	400	V
3	* 2.38999	29.08	RMS	32.2	-17.6	.39	44.07	54	-9.93	-	-	214	400	V
4	* 2.38972	30.57	RMS	32.2	-17.6	.39	45.56	54	-8.46	-	-	214	400	V

* - indicates frequency in CFR47 Pt 15 / IC RSS-Restricted Band

Pk - Peak detector
RMS - RMS detection

UL VERIFICATION SERVICES INC.
47173 Benicia Street, Fremont, CA 94538; USA TEL:(510) 319-4000 FAX:(510) 661-0888
This report shall not be reproduced except in full, without the written approval of UL Verification Services Inc.

BANDEDGE (HIGH CHANNEL, CH 4)

HORIZONTAL RESULT

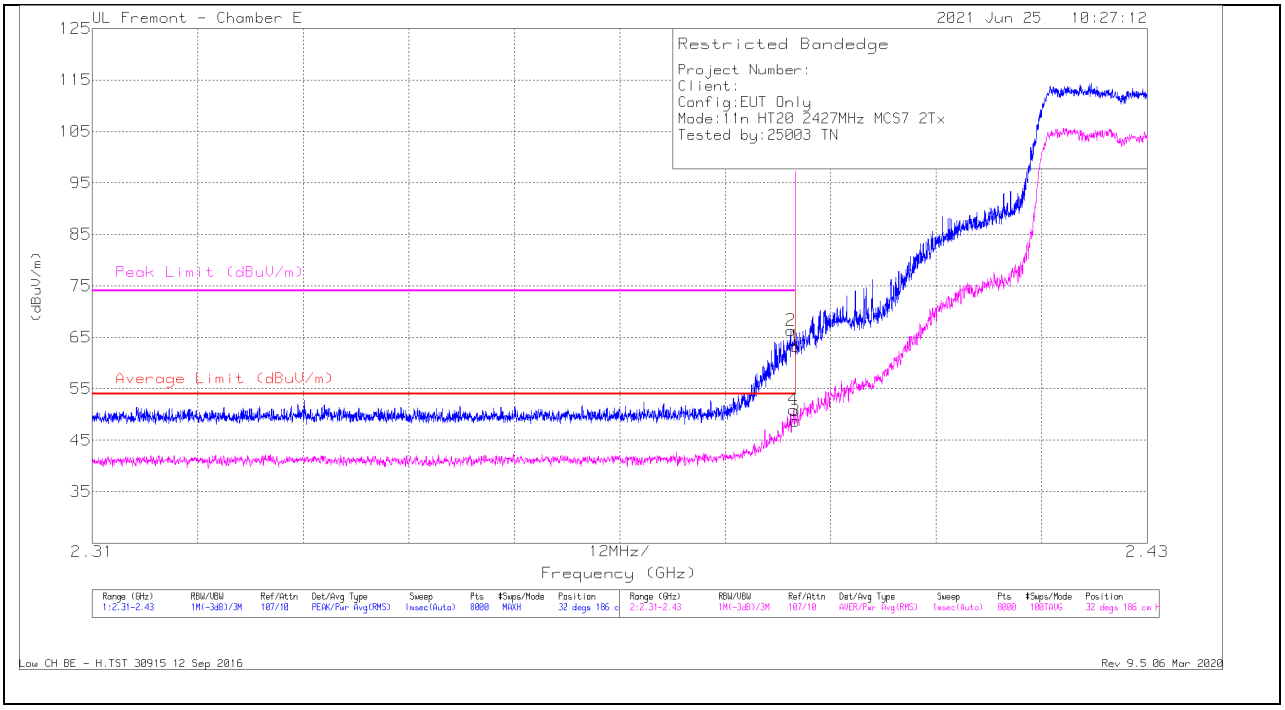

Marker	Frequency (GHz)	Meter Reading (dBuV)	Det	AF PRE0078107 (dB/m)	Amp/Cbl/Fltr/Pad (dB)	DC Corr (dB)	Corrected Reading (dBuV/m)	Average Limit (dBuV/m)	Margin (dB)	Peak Limit (dBuV/m)	PK Margin (dB)	Azimuth (Degs)	Height (cm)	Polarity
1	* 2.38999	56.47	Pk	32.2	-25.4	0	63.27	-	-	74	-10.73	32	186	H
2	* 2.38945	59.51	Pk	32.2	-25.4	0	66.31	-	-	74	-7.69	32	186	H
3	* 2.38999	41.33	RMS	32.2	-25.4	.39	48.52	54	-5.48	-	-	32	186	H
4	* 2.38978	43.5	RMS	32.2	-25.4	.39	50.69	54	-3.31	-	-	32	186	H

* - indicates frequency in CFR47 Pt 15 / IC RSS-Restricted Band
Pk - Peak detector
RMS - RMS detection

UL VERIFICATION SERVICES INC.
47173 Benicia Street, Fremont, CA 94538; USA TEL:(510) 319-4000 FAX:(510) 661-0888
This report shall not be reproduced except in full, without the written approval of UL Verification Services Inc.

VERTICAL RESULT

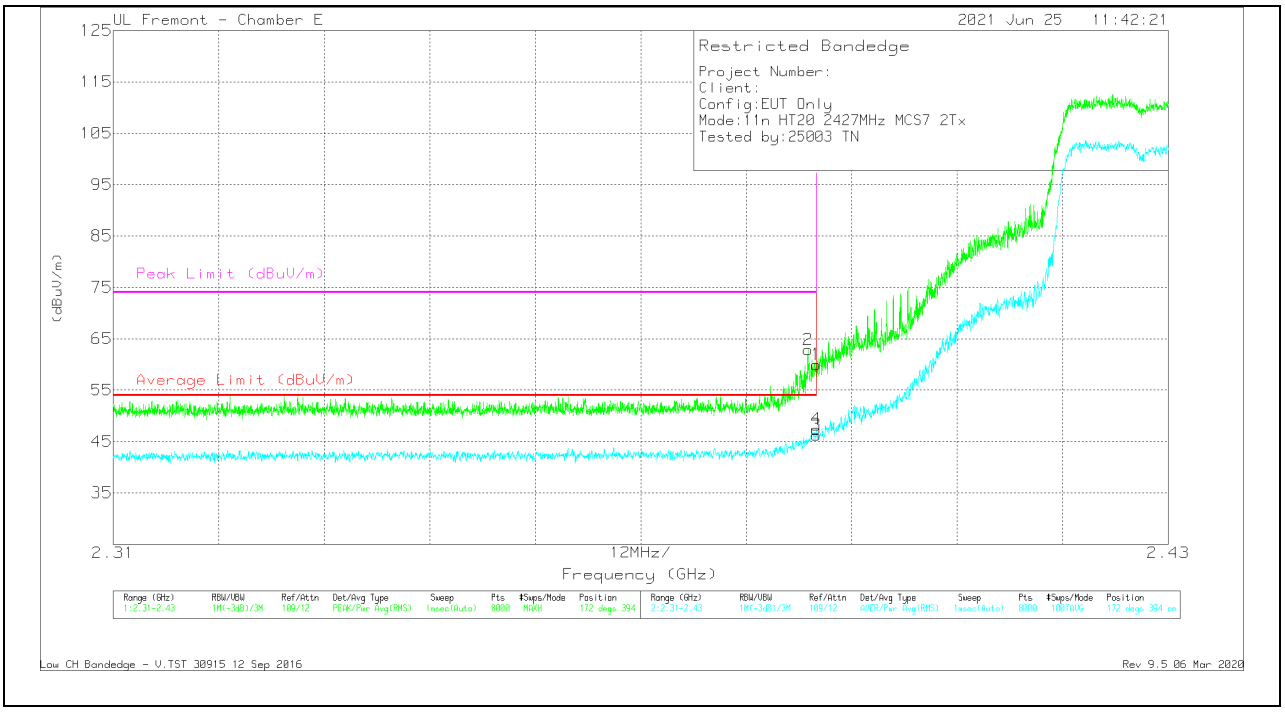

Marker	Frequency (GHz)	Meter Reading (dBuV)	Det	AF PRE0078107 (dB/m)	Amp/Cbl/Fltr/ Pad (dB)	DC Corr (dB)	Corrected Reading (dBuV/m)	Average Limit (dBuV/m)	Margin (dB)	Peak Limit (dBuV/m)	PK Margin (dB)	Azimuth (Degs)	Height (cm)	Polarity
1	* 2.38999	45.38	Pk	32.2	-17.6	0	59.98	-	-	74	-14.02	172	394	V
2	* 2.38902	48.27	Pk	32.2	-17.6	0	62.87	-	-	74	-11.13	172	394	V
3	* 2.38999	31.69	RMS	32.2	-17.6	.39	46.68	54	-7.32	-	-	172	394	V
4	* 2.38996	32.79	RMS	32.2	-17.6	.39	47.78	54	-6.22	-	-	172	394	V

* - indicates frequency in CFR47 Pt 15 / IC RSS-Restricted Band
Pk - Peak detector
RMS - RMS detection

UL VERIFICATION SERVICES INC.
47173 Benicia Street, Fremont, CA 94538; USA TEL:(510) 319-4000 FAX:(510) 661-0888
This report shall not be reproduced except in full, without the written approval of UL Verification Services Inc.

BANDEDGE (HIGH CHANNEL, CH 8)

HORIZONTAL RESULT

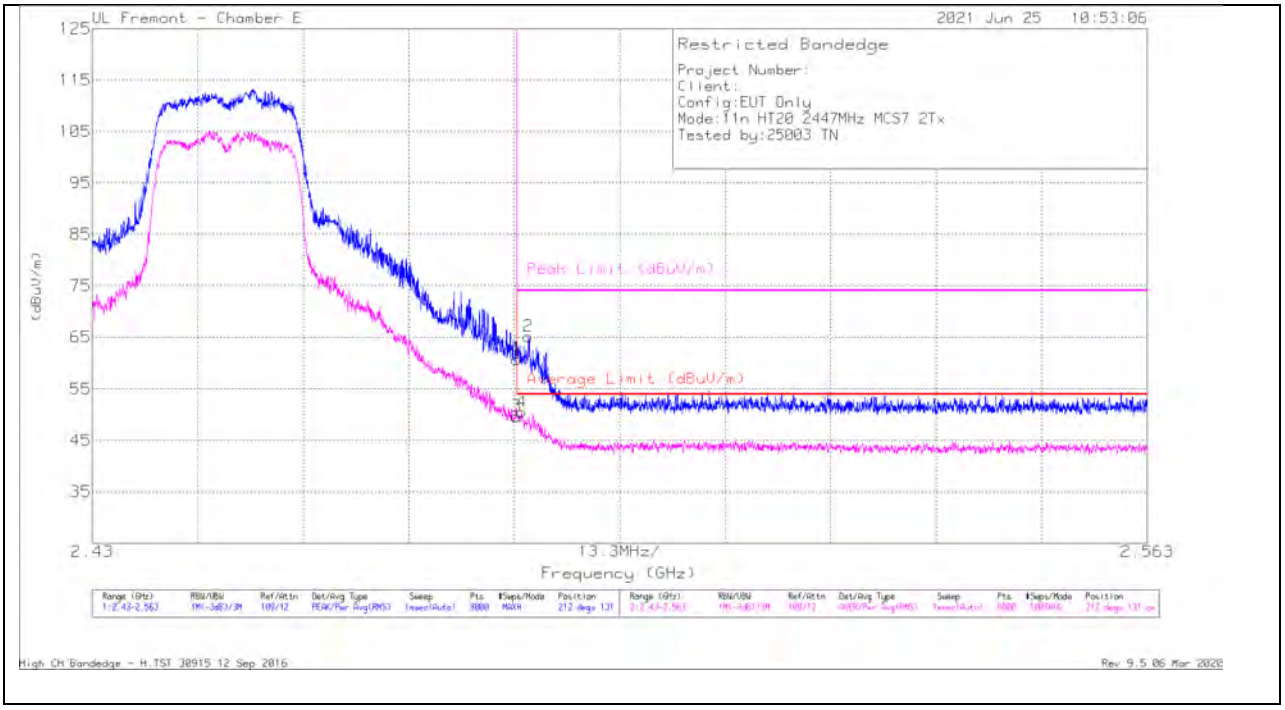

Marker	Frequency (GHz)	Meter Reading (dBuV)	Det	AF PRE0078107 (dB/m)	Amp/Cbl/Fltr/Pad (dB)	DC Corr (dB)	Corrected Reading (dBuV/m)	Average Limit (dBuV/m)	Margin (dB)	Peak Limit (dBuV/m)	PK Margin (dB)	Azimuth (Degs)	Height (cm)	Polarity
1	* 2.48351	45.93	Pk	32.6	-17.7	0	60.83	-	-	74	-13.17	212	131	H
2	* 2.48499	50.23	Pk	32.6	-17.7	0	65.13	-	-	74	-8.87	212	131	H
3	* 2.48351	34.18	RMS	32.6	-17.7	.39	49.47	54	-4.53	-	-	212	131	H
4	* 2.48415	34.98	RMS	32.6	-17.7	.39	50.27	54	-3.73	-	-	212	131	H

* - indicates frequency in CFR47 Pt 15 / IC RSS-Restricted Band
Pk - Peak detector
RMS - RMS detection

UL VERIFICATION SERVICES INC.
47173 Benicia Street, Fremont, CA 94538; USA TEL:(510) 319-4000 FAX:(510) 661-0888
This report shall not be reproduced except in full, without the written approval of UL Verification Services Inc.

VERTICAL RESULT

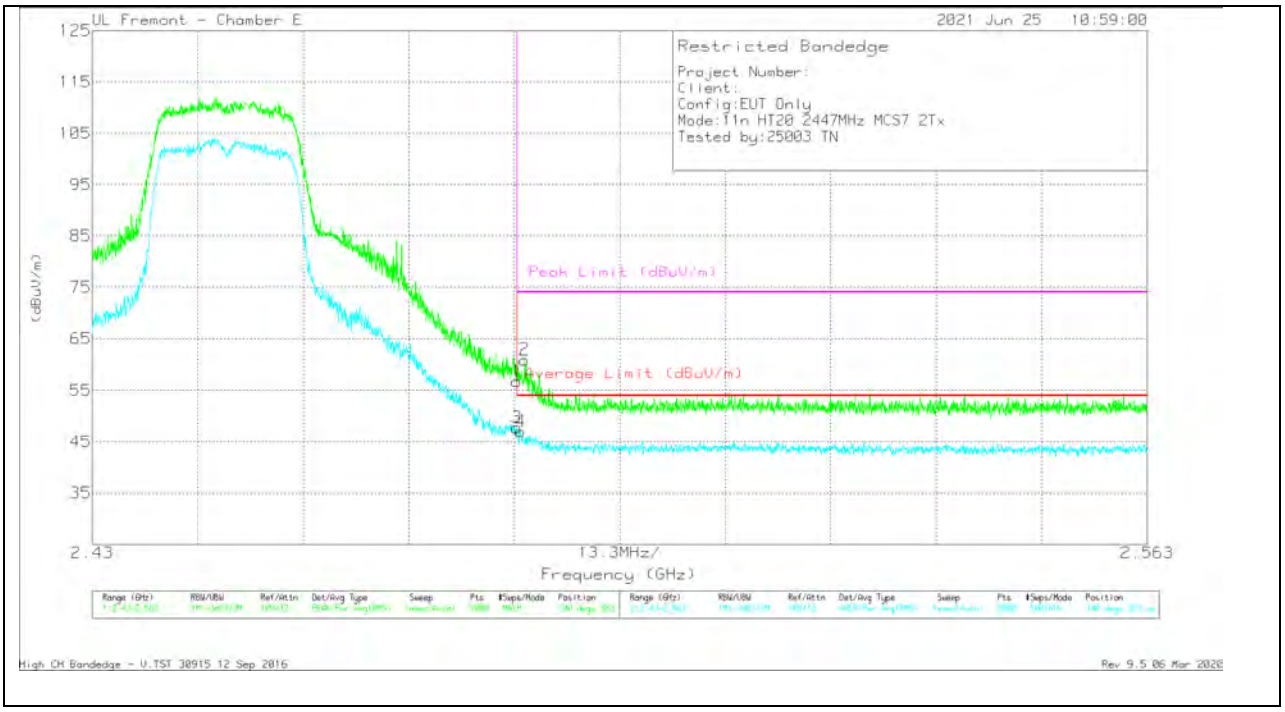

Marker	Frequency (GHz)	Meter Reading (dBuV)	Det	AF PRE0078107 (dB/m)	Amp/Cbl/Fltr/Pad (dB)	DC Corr (dB)	Corrected Reading (dBuV/m)	Average Limit (dBuV/m)	Margin (dB)	Peak Limit (dBuV/m)	PK Margin (dB)	Azimuth (Degs)	Height (cm)	Polarity
1	* 2.48351	41.9	Pk	32.6	-17.7	0	56.8	-	-	74	-17.2	340	383	V
2	* 2.48447	46.06	Pk	32.6	-17.7	0	60.96	-	-	74	-13.04	340	383	V
3	* 2.48351	32.25	RMS	32.6	-17.7	.39	47.54	54	-6.46	-	-	340	383	V
4	* 2.48402	31.46	RMS	32.6	-17.7	.39	46.75	54	-7.25	-	-	340	383	V

* - indicates frequency in CFR47 Pt 15 / IC RSS-Restricted Band
Pk - Peak detector
RMS - RMS detection

UL VERIFICATION SERVICES INC.
47173 Benicia Street, Fremont, CA 94538; USA TEL:(510) 319-4000 FAX:(510) 661-0888
This report shall not be reproduced except in full, without the written approval of UL Verification Services Inc.

BANDEDGE (HIGH CHANNEL, CH 9)

HORIZONTAL RESULT

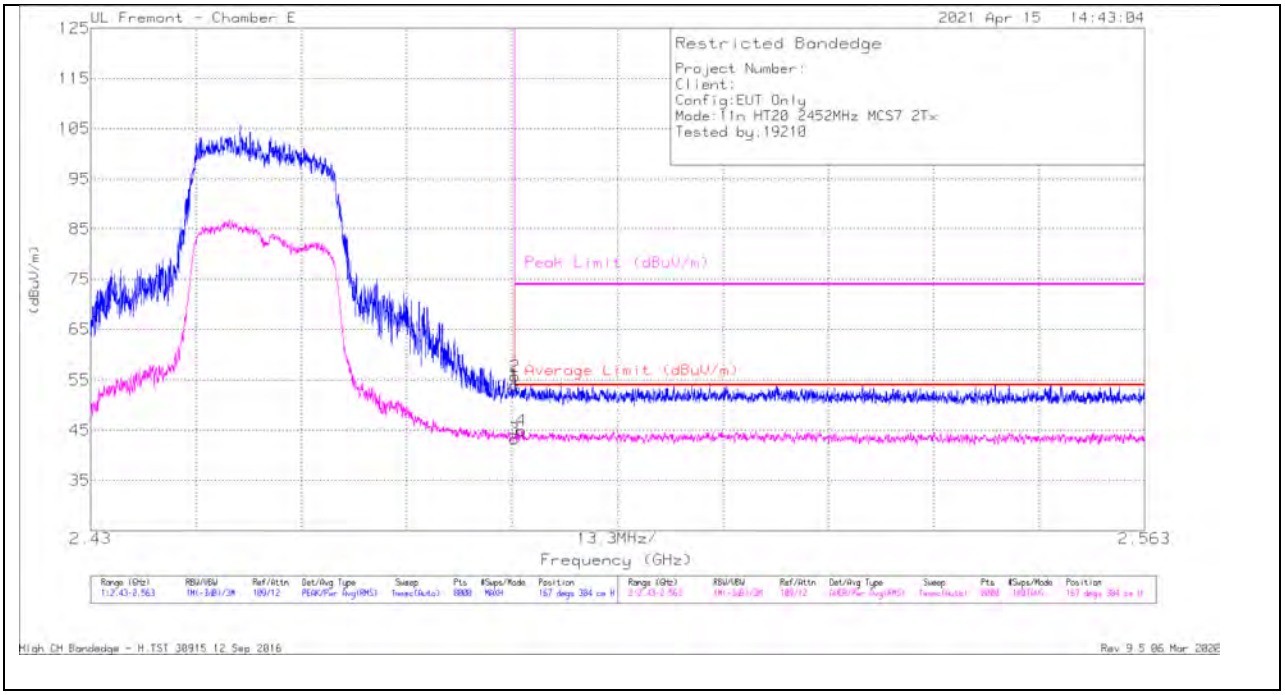

Marker	Frequency (GHz)	Meter Reading (dBuV)	Det	AF PRE0078107 (dB/m)	Amp/Cbl/Fltr/Pad (dB)	DC Corr (dB)	Corrected Reading (dBuV/m)	Average Limit (dBuV/m)	Margin (dB)	Peak Limit (dBuV/m)	PK Margin (dB)	Azimuth (Degs)	Height (cm)	Polarity
1	* 2.48351	39.09	Pk	32.6	-17.7	0	53.99	-	-	74	-20.01	167	384	H
2	* 2.48354	40.79	Pk	32.6	-17.7	0	55.69	-	-	74	-18.31	167	384	H
3	* 2.48351	27.77	RMS	32.6	-17.7	.39	43.06	54	-10.94	-	-	167	384	H
4	* 2.48439	29.4	RMS	32.6	-17.7	.39	44.69	54	-9.31	-	-	167	384	H

* - indicates frequency in CFR47 Pt 15 / IC RSS-Restricted Band

Pk - Peak detector
RMS - RMS detection

UL VERIFICATION SERVICES INC.
47173 Benicia Street, Fremont, CA 94538; USA TEL:(510) 319-4000 FAX:(510) 661-0888
This report shall not be reproduced except in full, without the written approval of UL Verification Services Inc.

VERTICAL RESULT

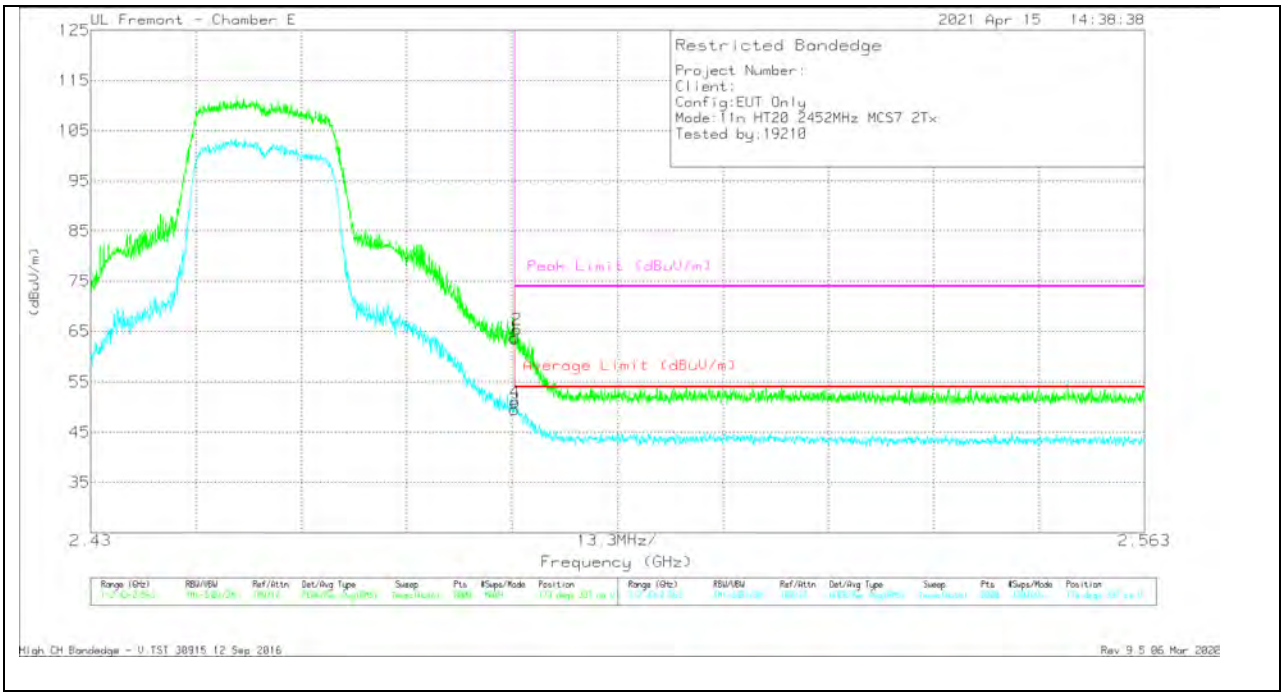

Marker	Frequency (GHz)	Meter Reading (dBuV)	Det	AF PRE0078107 (dB/m)	Amp/Cbl/Fltr/Pad (dB)	DC Corr (dB)	Corrected Reading (dBuV/m)	Average Limit (dBuV/m)	Margin (dB)	Peak Limit (dBuV/m)	PK Margin (dB)	Azimuth (Degs)	Height (cm)	Polarity
1	* 2.48351	48.79	Pk	32.6	-17.7	0	63.69	-	-	74	-10.31	174	337	V
3	* 2.48351	34.02	RMS	32.6	-17.7	.39	49.31	54	-4.69	-	-	174	337	V
4	* 2.48357	35.49	RMS	32.6	-17.7	.39	50.78	54	-3.22	-	-	174	337	V
2	* 2.48384	50.46	Pk	32.6	-17.7	0	65.36	-	-	74	-8.64	174	337	V

* - indicates frequency in CFR47 Pt 15 / IC RSS-Restricted Band

Pk - Peak detector
RMS - RMS detection

UL VERIFICATION SERVICES INC.
47173 Benicia Street, Fremont, CA 94538; USA TEL:(510) 319-4000 FAX:(510) 661-0888
This report shall not be reproduced except in full, without the written approval of UL Verification Services Inc.

BANDEDGE (HIGH CHANNEL, CH 10)

HORIZONTAL RESULT

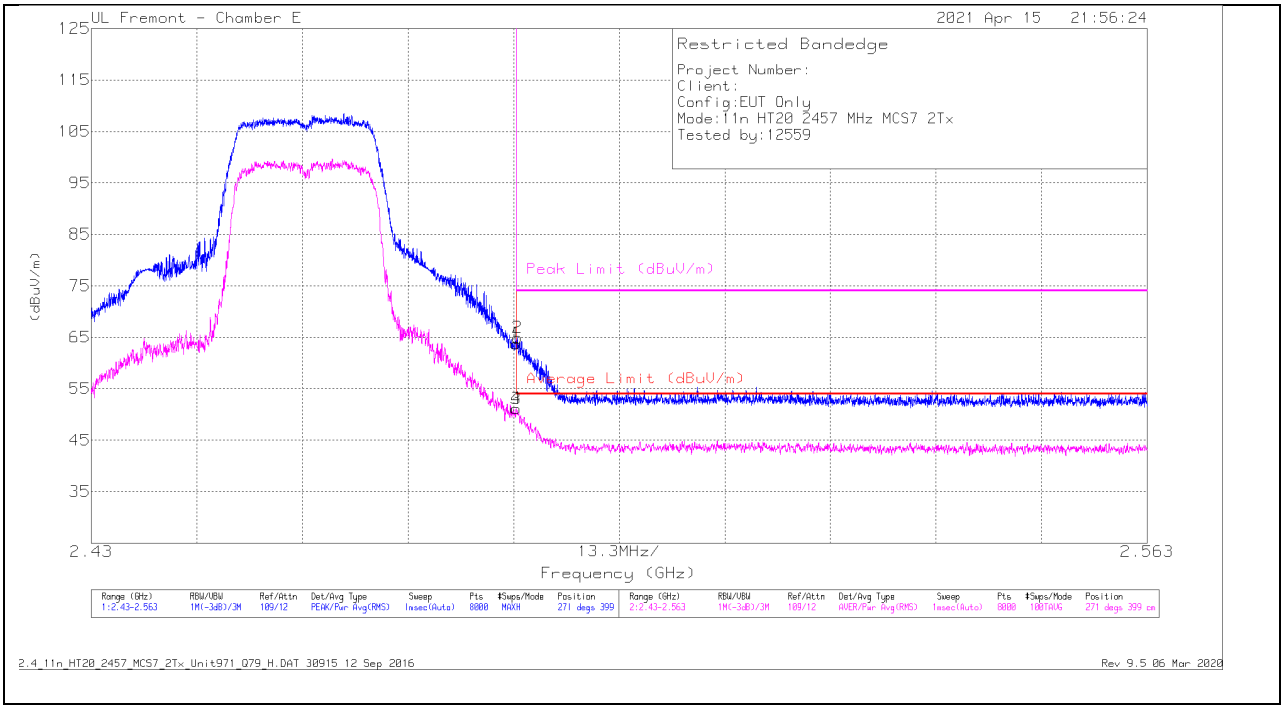

Marker	Frequency (GHz)	Meter Reading (dBuV)	Det	AF PRE0078107 (dB/m)	Amp/Cbl/Fltr/Pad (dB)	DC Corr (dB)	Corrected Reading (dBuV/m)	Average Limit (dBuV/m)	Margin (dB)	Peak Limit (dBuV/m)	PK Margin (dB)	Azimuth (Degs)	Height (cm)	Polarity
1	* 2.48351	48.89	Pk	32.6	-17.7	0	63.79	-	-	74	-10.21	271	399	H
2	* 2.48369	50.02	Pk	32.6	-17.7	0	64.92	-	-	74	-9.08	271	399	H
3	* 2.48351	35.57	RMS	32.6	-17.7	.39	50.86	54	-3.14	-	-	271	399	H
4	* 2.48352	35.63	RMS	32.6	-17.7	.39	50.92	54	-3.08	-	-	271	399	H

* - indicates frequency in CFR47 Pt 15 / IC RSS-Restricted Band

Pk - Peak detector
RMS - RMS detection

UL VERIFICATION SERVICES INC.
47173 Benicia Street, Fremont, CA 94538; USA TEL:(510) 319-4000 FAX:(510) 661-0888
This report shall not be reproduced except in full, without the written approval of UL Verification Services Inc.

VERTICAL RESULT

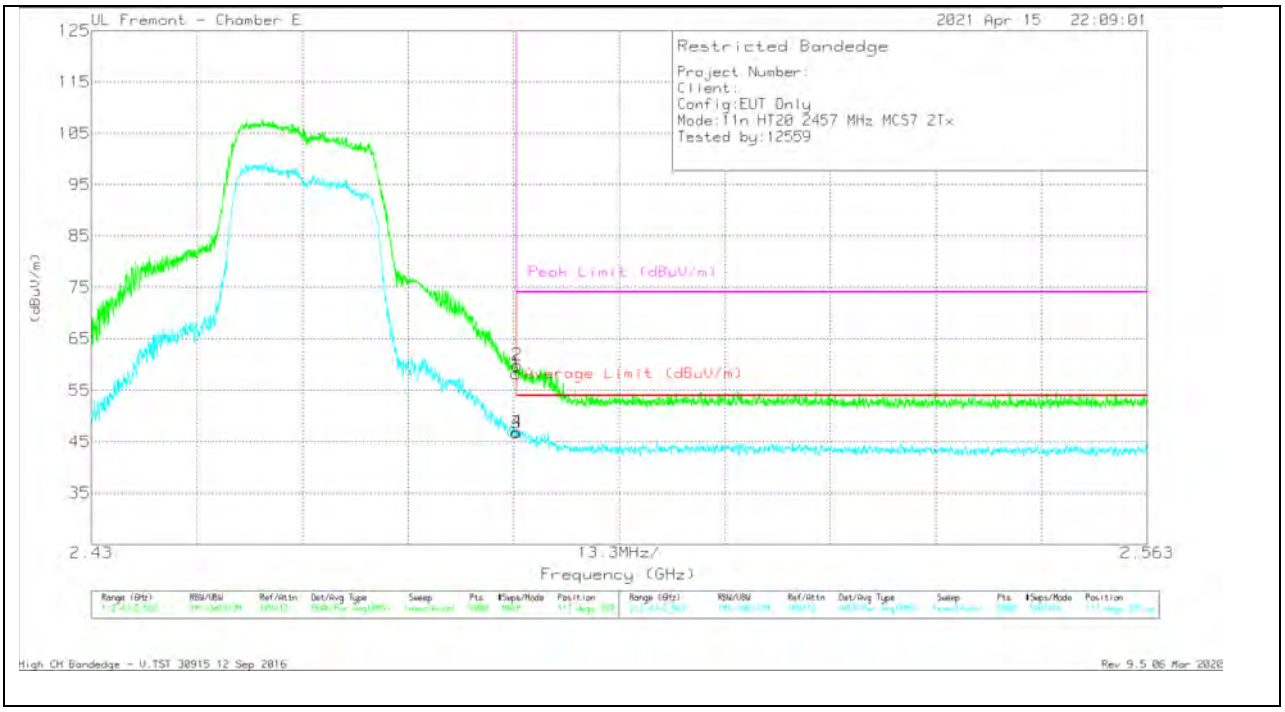

Marker	Frequency (GHz)	Meter Reading (dBuV)	Det	AF PRE0078107 (dB/m)	Amp/Cbl/Fltr/Pad (dB)	DC Corr (dB)	Corrected Reading (dBuV/m)	Average Limit (dBuV/m)	Margin (dB)	Peak Limit (dBuV/m)	PK Margin (dB)	Azimuth (Degs)	Height (cm)	Polarity
1	* 2.48351	43.42	Pk	32.6	-17.7	0	58.32	-	-	74	-15.68	117	399	V
2	* 2.48366	44.99	Pk	32.6	-17.7	0	59.89	-	-	74	-14.11	117	399	V
3	* 2.48351	31.21	RMS	32.6	-17.7	.39	46.50	54	-7.50	-	-	117	399	V
4	* 2.48364	31.45	RMS	32.6	-17.7	.39	46.74	54	-7.26	-	-	117	399	V

* - indicates frequency in CFR47 Pt 15 / IC RSS-Restricted Band

Pk - Peak detector
RMS - RMS detection

UL VERIFICATION SERVICES INC.
47173 Benicia Street, Fremont, CA 94538; USA TEL:(510) 319-4000 FAX:(510) 661-0888
This report shall not be reproduced except in full, without the written approval of UL Verification Services Inc.

BANDEDGE (HIGH CHANNEL, CH 11)

HORIZONTAL RESULT

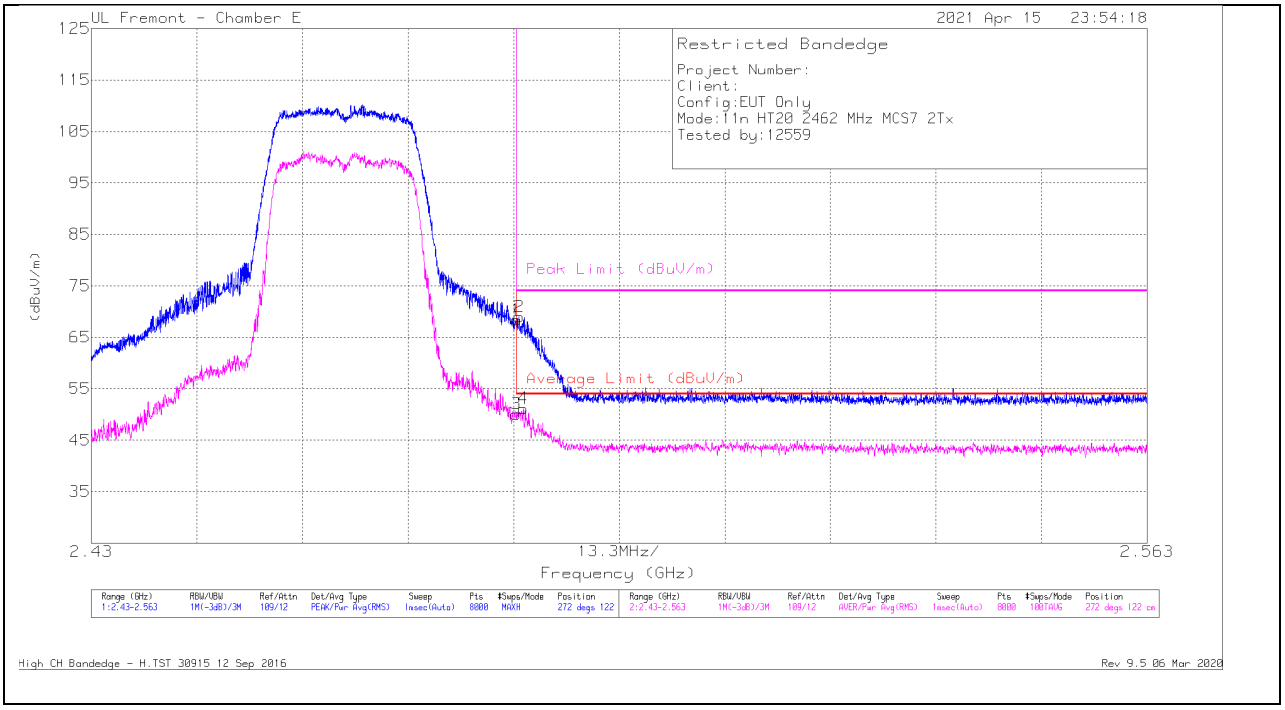

Marker	Frequency (GHz)	Meter Reading (dBuV)	Det	AF PRE0078107 (dB/m)	Amp/Cbl/Fltr/Pad (dB)	DC Corr (dB)	Corrected Reading (dBuV/m)	Average Limit (dBuV/m)	Margin (dB)	Peak Limit (dBuV/m)	PK Margin (dB)	Azimuth (Degs)	Height (cm)	Polarity
1	* 2.48351	53.45	Pk	32.6	-17.7	0	68.35	-	-	74	-5.65	272	122	H
2	* 2.48389	54.06	Pk	32.6	-17.7	0	68.96	-	-	74	-5.04	272	122	H
3	* 2.48351	34.55	RMS	32.6	-17.7	.39	49.84	54	-4.16	-	-	272	122	H
4	* 2.48442	35.61	RMS	32.6	-17.7	.39	50.90	54	-3.10	-	-	272	122	H

* - indicates frequency in CFR47 Pt 15 / IC RSS-Restricted Band

Pk - Peak detector
RMS - RMS detection

UL VERIFICATION SERVICES INC.
47173 Benicia Street, Fremont, CA 94538; USA TEL:(510) 319-4000 FAX:(510) 661-0888
This report shall not be reproduced except in full, without the written approval of UL Verification Services Inc.

VERTICAL RESULT

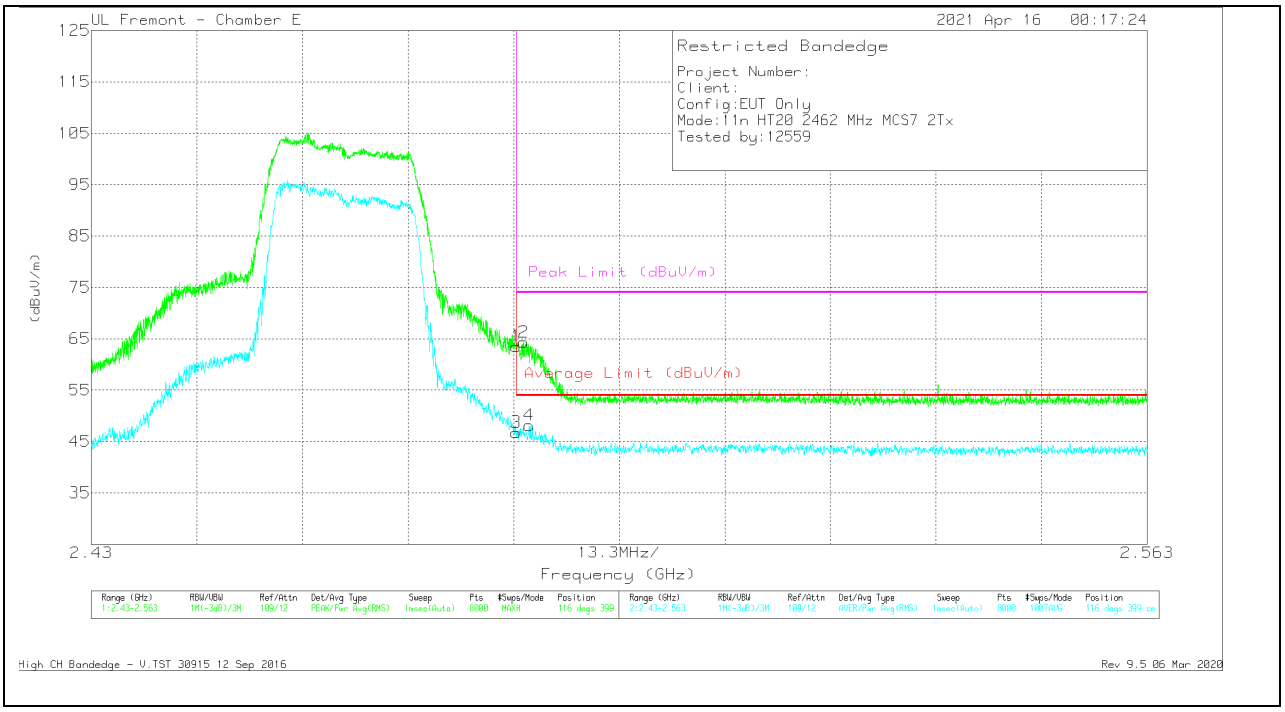

Marker	Frequency (GHz)	Meter Reading (dBuV)	Det	AF PRE0078107 (dB/m)	Amp/Cbl/Fltr/Pad (dB)	DC Corr (dB)	Corrected Reading (dBuV/m)	Average Limit (dBuV/m)	Margin (dB)	Peak Limit (dBuV/m)	PK Margin (dB)	Azimuth (Degs)	Height (cm)	Polarity
1	* 2.48351	48.65	Pk	32.6	-17.7	0	63.55	-	-	74	-10.45	116	399	V
2	* 2.48445	49.44	Pk	32.6	-17.7	0	64.34	-	-	74	-9.66	116	399	V
3	* 2.48351	31.21	RMS	32.6	-17.7	.39	46.50	54	-7.50	-	-	116	399	V
4	* 2.48515	32.61	RMS	32.6	-17.7	.39	47.90	54	-6.10	-	-	116	399	V

* - indicates frequency in CFR47 Pt 15 / IC RSS-Restricted Band

Pk - Peak detector
RMS - RMS detection

UL VERIFICATION SERVICES INC.
47173 Benicia Street, Fremont, CA 94538; USA TEL:(510) 319-4000 FAX:(510) 661-0888
This report shall not be reproduced except in full, without the written approval of UL Verification Services Inc.

BANDEDGE (HIGH CHANNEL, CH 12)

HORIZONTAL RESULT

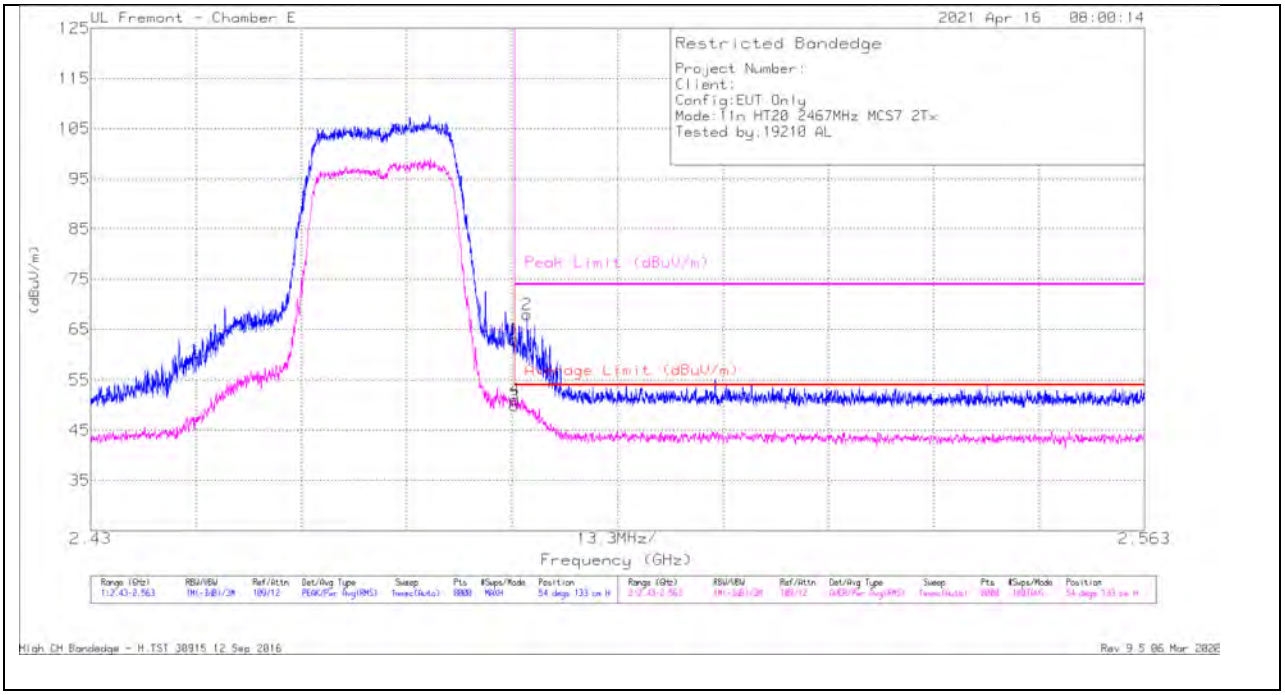

Marker	Frequency (GHz)	Meter Reading (dBuV)	Det	AF PRE0078107 (dB/m)	Amp/Cbl/Fltr/Pad (dB)	DC Corr (dB)	Corrected Reading (dBuV/m)	Average Limit (dBuV/m)	Margin (dB)	Peak Limit (dBuV/m)	PK Margin (dB)	Azimuth (Degs)	Height (cm)	Polarity
1	* 2.48351	48.03	Pk	32.6	-17.7	0	62.93	-	-	74	-11.07	54	133	H
2	* 2.48507	53.05	Pk	32.6	-17.7	0	67.95	-	-	74	-6.05	54	133	H
3	* 2.48351	34.38	RMS	32.6	-17.7	.39	49.67	54	-4.33	-	-	54	133	H
4	* 2.48359	35.57	RMS	32.6	-17.7	.39	50.86	54	-3.14	-	-	54	133	H

* - indicates frequency in CFR47 Pt 15 / IC RSS-Restricted Band

Pk - Peak detector
RMS - RMS detection

UL VERIFICATION SERVICES INC.
47173 Benicia Street, Fremont, CA 94538; USA TEL:(510) 319-4000 FAX:(510) 661-0888
This report shall not be reproduced except in full, without the written approval of UL Verification Services Inc.

VERTICAL RESULT

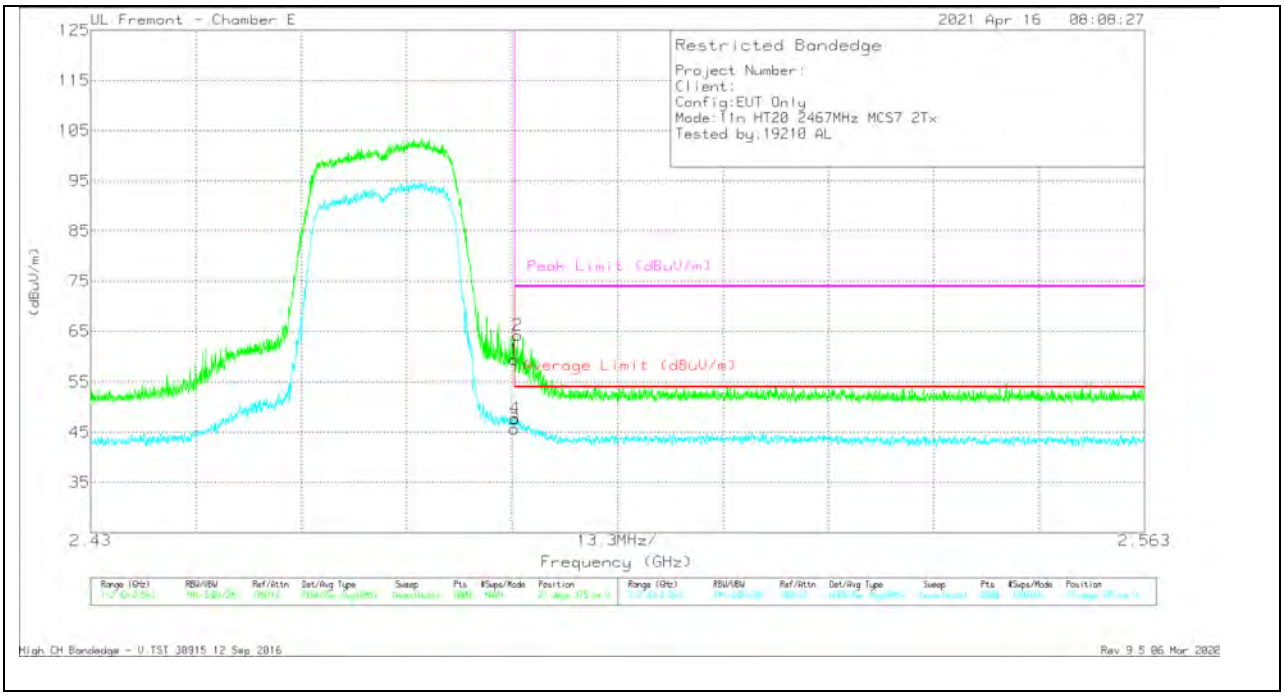

Marker	Frequency (GHz)	Meter Reading (dBuV)	Det	AF PRE0078107 (dB/m)	Amp/Cbl/Fltr/Pad (dB)	DC Corr (dB)	Corrected Reading (dBuV/m)	Average Limit (dBuV/m)	Margin (dB)	Peak Limit (dBuV/m)	PK Margin (dB)	Azimuth (Degs)	Height (cm)	Polarity
1	* 2.48351	44.63	Pk	32.6	-17.7	0	59.53	-	-	74	-14.47	27	375	V
2	* 2.48389	49.35	Pk	32.6	-17.7	0	64.25	-	-	74	-9.75	27	375	V
3	* 2.48351	30.08	RMS	32.6	-17.7	.39	45.37	54	-8.63	-	-	27	375	V
4	* 2.48359	32.23	RMS	32.6	-17.7	.39	47.52	54	-6.48	-	-	27	375	V

* - indicates frequency in CFR47 Pt 15 / IC RSS-Restricted Band

Pk - Peak detector
RMS - RMS detection

UL VERIFICATION SERVICES INC.
47173 Benicia Street, Fremont, CA 94538; USA TEL:(510) 319-4000 FAX:(510) 661-0888
This report shall not be reproduced except in full, without the written approval of UL Verification Services Inc.

BANDEDGE (HIGH CHANNEL, CH 13)

HORIZONTAL RESULT

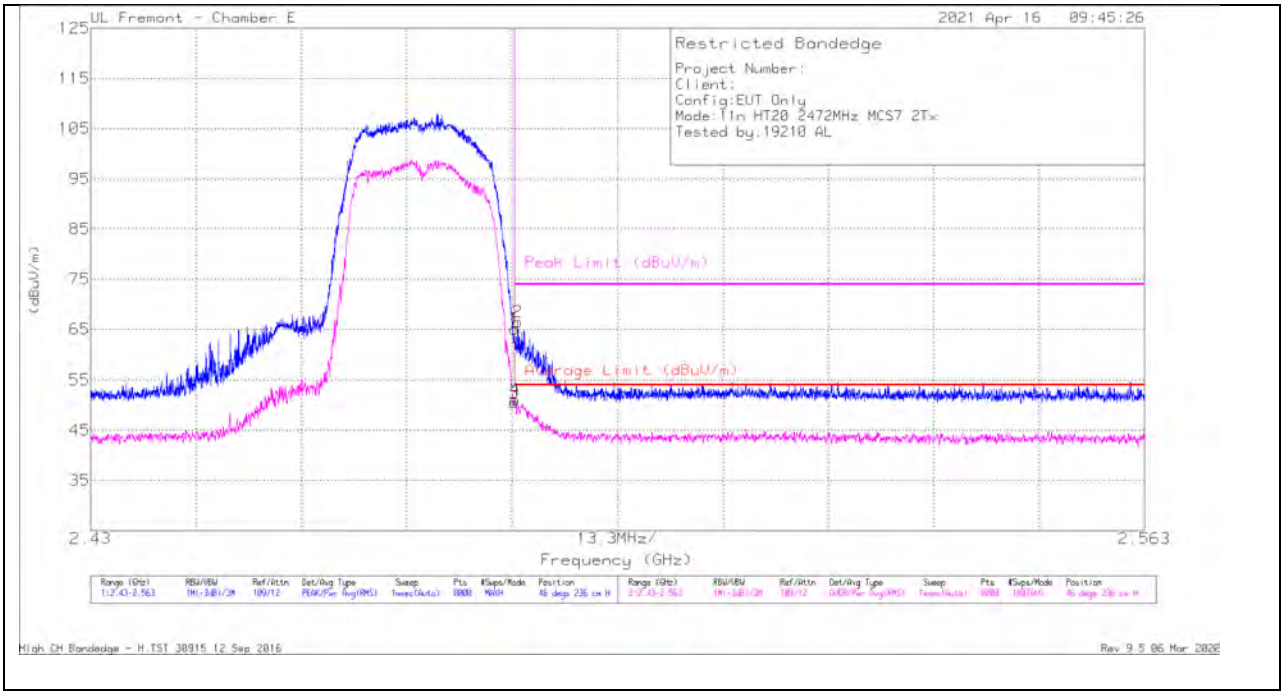

Marker	Frequency (GHz)	Meter Reading (dBuV)	Det	AF PRE0078107 (dB/m)	Amp/Cbl/Fltr/Pad (dB)	DC Corr (dB)	Corrected Reading (dBuV/m)	Average Limit (dBuV/m)	Margin (dB)	Peak Limit (dBuV/m)	PK Margin (dB)	Azimuth (Degs)	Height (cm)	Polarity
1	* 2.48351	50.18	Pk	32.6	-17.7	0	65.08	-	-	74	-8.92	46	236	H
3	* 2.48351	34.93	RMS	32.6	-17.7	.39	50.22	54	-3.78	-	-	46	236	H
4	* 2.48356	35.64	RMS	32.6	-17.7	.39	50.93	54	-3,07	-	-	46	236	H
2	* 2.4839	51.53	Pk	32.6	-17.7	0	66.43	-	-	74	-7.57	46	236	H

* - indicates frequency in CFR47 Pt 15 / IC RSS-Restricted Band

Pk - Peak detector
RMS - RMS detection

UL VERIFICATION SERVICES INC.
47173 Benicia Street, Fremont, CA 94538; USA TEL:(510) 319-4000 FAX:(510) 661-0888
This report shall not be reproduced except in full, without the written approval of UL Verification Services Inc.

VERTICAL RESULT

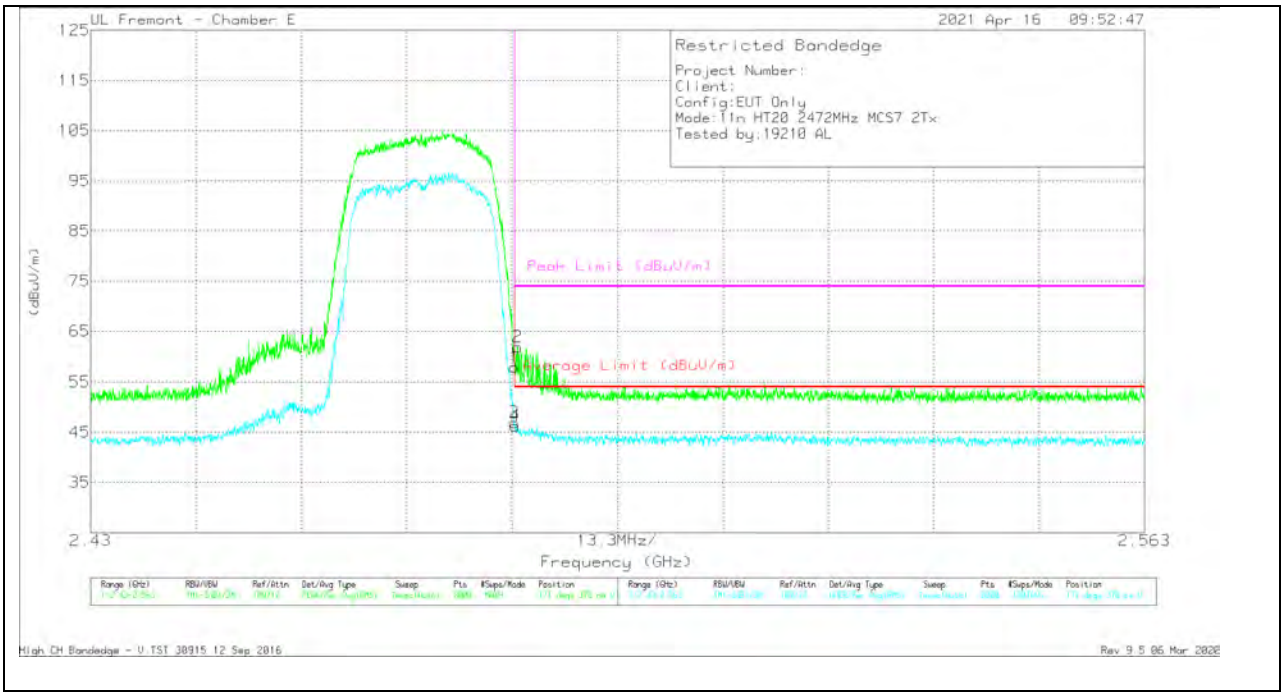

Marker	Frequency (GHz)	Meter Reading (dBuV)	Det	AF PRE0078107 (dB/m)	Amp/Cbl/Fltr/Pad (dB)	DC Corr (dB)	Corrected Reading (dBuV/m)	Average Limit (dBuV/m)	Margin (dB)	Peak Limit (dBuV/m)	PK Margin (dB)	Azimuth (Degs)	Height (cm)	Polarity
1	* 2.48351	43.06	Pk	32.6	-17.7	0	57.96	-	-	74	-16.04	171	378	V
2	* 2.48385	47.11	Pk	32.6	-17.7	0	62.01	-	-	74	-11.99	171	378	V
3	* 2.48351	31.41	RMS	32.6	-17.7	.39	46.70	54	-7.30	-	-	171	378	V
4	* 2.48361	30.69	RMS	32.6	-17.7	.39	45.98	54	-8.02	-	-	171	378	V

* - indicates frequency in CFR47 Pt 15 / IC RSS-Restricted Band
Pk - Peak detector
RMS - RMS detection

High CH Bandedge - V.TST 30915 12 Sep 2016
Rev 9.5 06 Mar 2020

UL VERIFICATION SERVICES INC.
47173 Benicia Street, Fremont, CA 94538; USA TEL:(510) 319-4000 FAX:(510) 661-0888
This report shall not be reproduced except in full, without the written approval of UL Verification Services Inc.

HARMONICS AND SPURIOUS EMISSIONS (HT20, 2TX)

LOW CHANNEL, CH 1 RESULTS

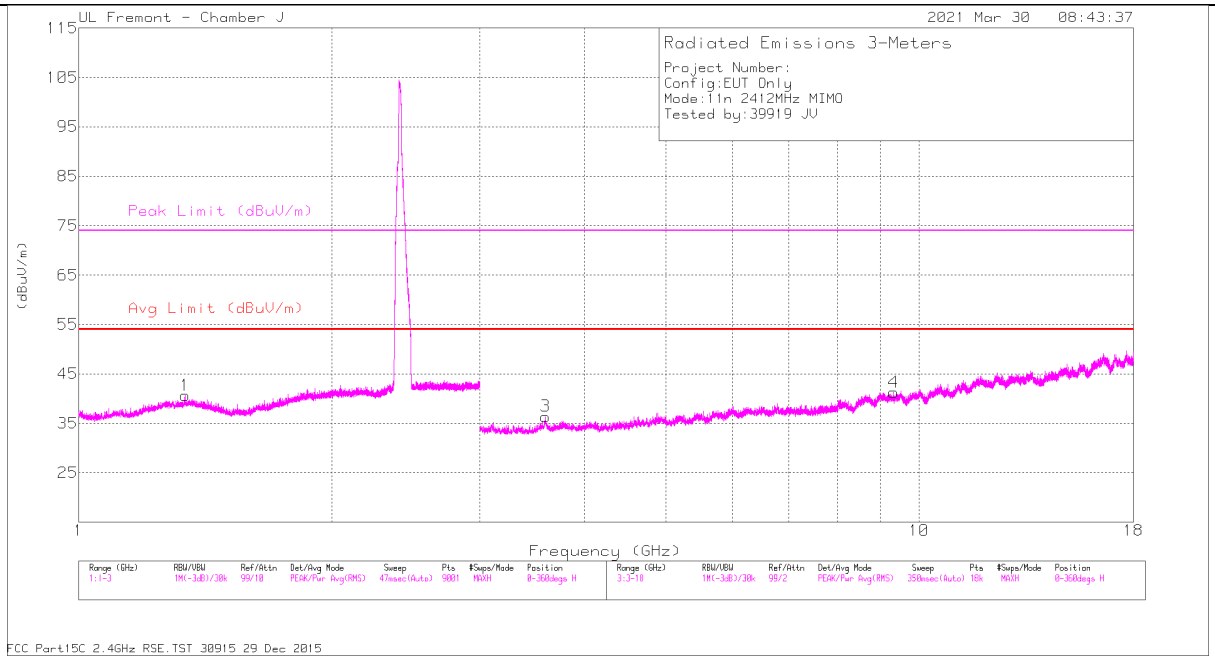

HORIZONTAL

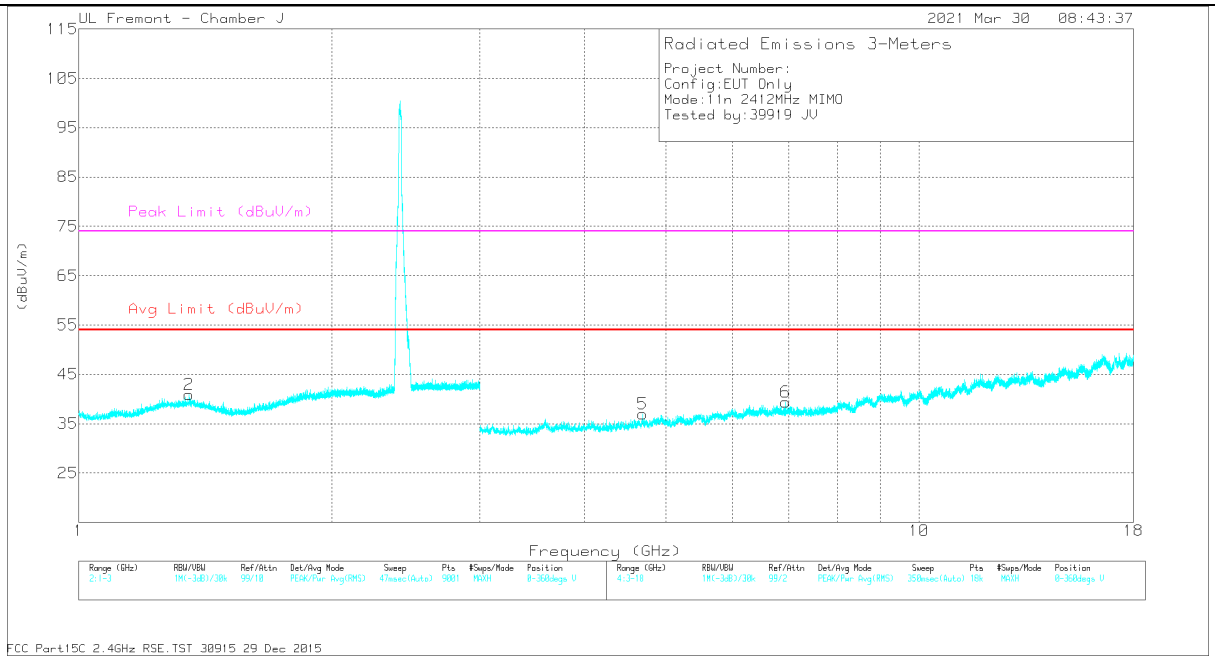

VERTICAL

UL VERIFICATION SERVICES INC.
47173 Benicia Street, Fremont, CA 94538; USA TEL:(510) 319-4000 FAX:(510) 661-0888

This report shall not be reproduced except in full, without the written approval of UL Verification Services Inc.

RADIATED EMISSIONS

Marker	Frequency (GHz)	Meter Reading (dBuV)	Det	AF PRE0100034 (dB/m)	Amp/Cbl/Fltr/Pad (dB)	Corrected Reading (dBuV/m)	Avg Limit (dBuV/m)	Margin (dB)	Peak Limit (dBuV/m)	PK Margin (dB)	Azimuth (Degs)	Height (cm)	Polarity
1	* 1.3385	45.55	PK2	29.6	-25.6	49.55	-	-	74	-24.45	335	213	H
	* 1.33804	33.67	MAv1	29.6	-25.6	37.67	54	-16.33	-	-	335	213	H
2	* 1.35444	45.3	PK2	29.8	-25.6	49.5	-	-	74	-24.5	159	225	V
	* 1.35254	33.8	MAv1	29.8	-25.6	38	54	-16	-	-	159	225	V
3	* 3.59064	43.44	PK2	34.5	-32.4	45.54	-	-	74	-28.46	205	189	H
	* 3.59369	31.91	MAv1	34.4	-32.3	34.01	54	-19.99	-	-	205	189	H
4	* 9.33101	37.23	PK2	36.7	-23.8	50.13	-	-	74	-23.87	15	119	H
	* 9.33297	25.78	MAv1	36.7	-23.8	38.68	54	-15.32	-	-	15	119	H
5	* 4.68905	41.77	PK2	34.2	-30.5	45.47	-	-	74	-28.53	344	127	V
	* 4.68756	30.19	MAv1	34.2	-30.5	33.89	54	-20.11	-	-	344	127	V
6	6.94214	38.73	PK2	35.9	-27.1	47.53	-	-	-	-	18	134	V

* - indicates frequency in CFR47 Pt 15 / IC RSS-Restricted Band

PK2 - KDB558074 Method: Maximum Peak
MAv1 - KDB558074 Option 1 Maximum RMS Average

UL VERIFICATION SERVICES INC.
47173 Benicia Street, Fremont, CA 94538; USA TEL:(510) 319-4000 FAX:(510) 661-0888
This report shall not be reproduced except in full, without the written approval of UL Verification Services Inc.

MID CHANNEL, CH 6 RESULTS

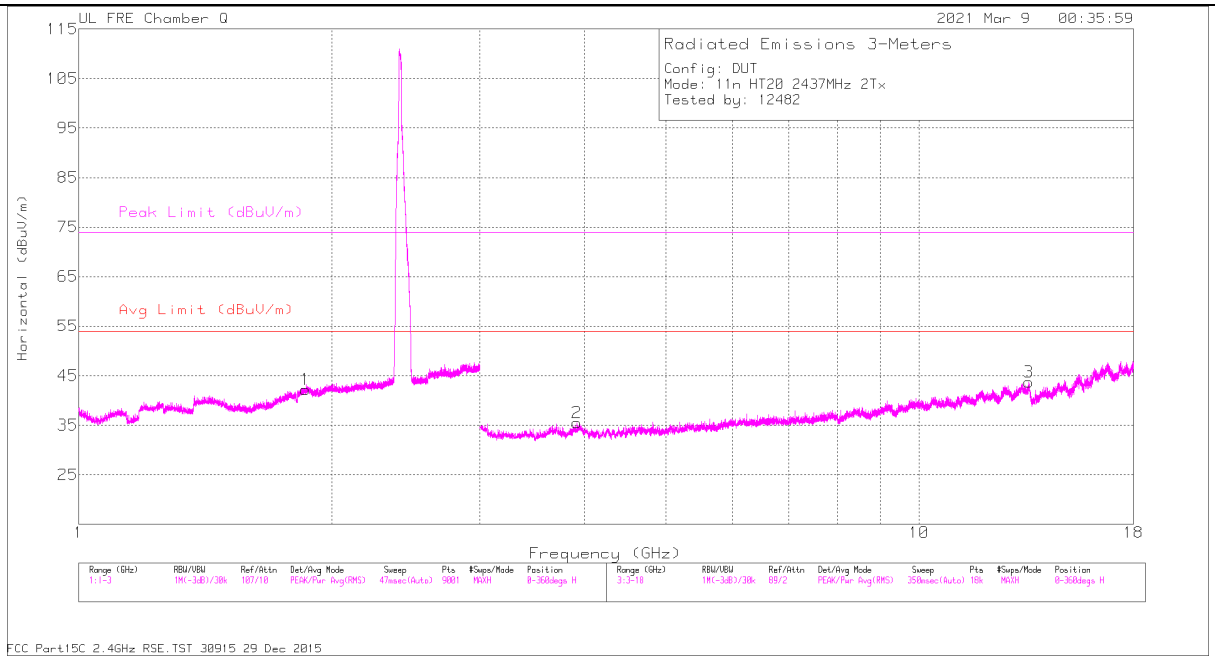

HORIZONTAL

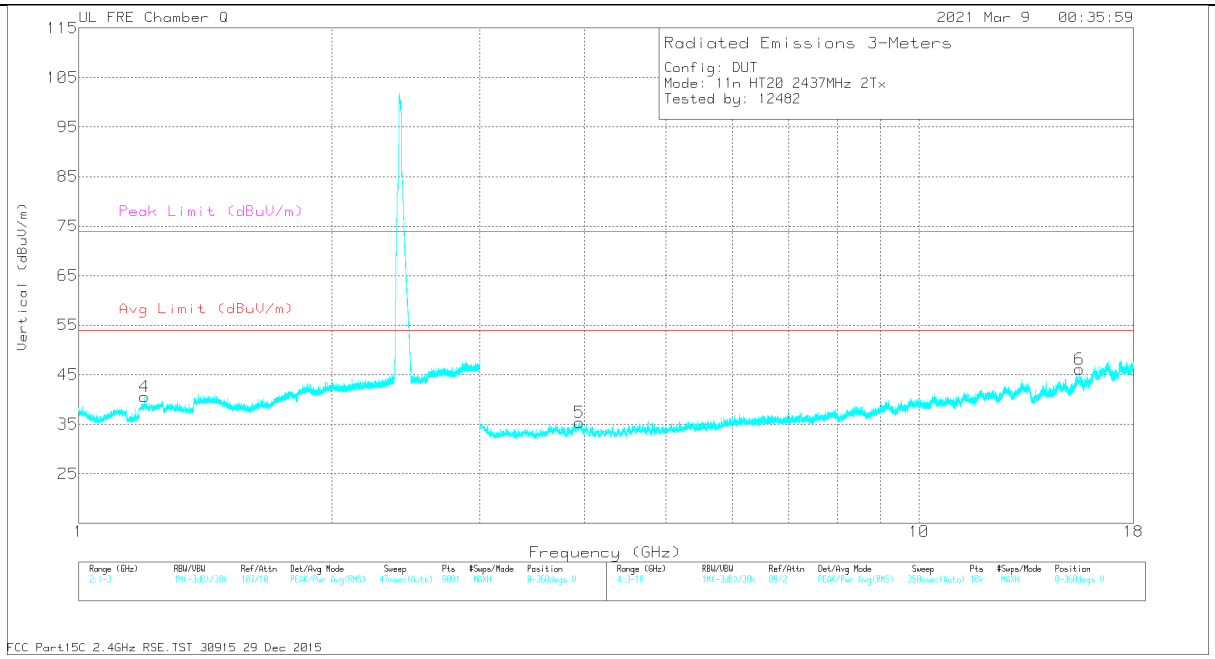

VERTICAL

UL VERIFICATION SERVICES INC.
47173 Benicia Street, Fremont, CA 94538; USA TEL:(510) 319-4000 FAX:(510) 661-0888

This report shall not be reproduced except in full, without the written approval of UL Verification Services Inc.

RADIATED EMISSIONS

Range 1: Horizontal 1000 - 3000MHz

Marker	Frequency (GHz)	Meter Reading (dBuV)	Det	AF PRE0213831 (dB/m)	Amp/Cbl/Fltr/Pad (dB)	Corrected Reading (dBuV/m)	Avg Limit (dBuV/m)	Margin (dB)	Peak Limit (dBuV/m)	PK Margin (dB)	Azimuth (Degs)	Height (cm)	Polarity
1	1.8616	34.03	PK2	30.9	-12.5	52.43	-	-	-	-	122	234	H

Range 2: Vertical 1000 - 3000MHz

Marker	Frequency (GHz)	Meter Reading (dBuV)	Det	AF PRE0213831 (dB/m)	Amp/Cbl/Fltr/Pad (dB)	Corrected Reading (dBuV/m)	Avg Limit (dBuV/m)	Margin (dB)	Peak Limit (dBuV/m)	PK Margin (dB)	Azimuth (Degs)	Height (cm)	Polarity
4	* 1.19882	33.97	PK2	28.6	-13.8	48.77	-	-	74	-25.23	111	186	V
	* 1.19917	22.34	MAv1	28.6	-13.8	37.14	54	-16.86	-	-	111	186	V

Range 3: Horizontal 3000 - 18000MHz

Marker	Frequency (GHz)	Meter Reading (dBuV)	Det	AF PRE0213831 (dB/m)	Amp/Cbl/Fltr/Pad (dB)	Corrected Reading (dBuV/m)	Avg Limit (dBuV/m)	Margin (dB)	Peak Limit (dBuV/m)	PK Margin (dB)	Azimuth (Degs)	Height (cm)	Polarity
2	* 3.92009	52.21	PK2	33.4	-40.9	44.71	-	-	74	-29.29	8	251	H
	* 3.918	40.55	MAv1	33.5	-40.9	33.15	54	-20.85	-	-	8	251	H
3	13.50082	46.8	PK2	38.9	-33.2	52.5	-	-	-	-	254	153	H

Range 4: Vertical 3000 - 18000MHz

Marker	Frequency (GHz)	Meter Reading (dBuV)	Det	AF PRE0213831 (dB/m)	Amp/Cbl/Fltr/Pad (dB)	Corrected Reading (dBuV/m)	Avg Limit (dBuV/m)	Margin (dB)	Peak Limit (dBuV/m)	PK Margin (dB)	Azimuth (Degs)	Height (cm)	Polarity
5	* 3.94583	52.44	PK2	33.4	-40.6	45.24	-	-	74	-28.76	269	228	V
	* 3.94687	40.81	MAv1	33.4	-40.6	33.61	54	-20.39	-	-	269	228	V
6	* 15.53014	46.98	PK2	40.3	-32.9	54.38	-	-	74	-19.62	345	134	V
	* 15.53074	35.34	MAv1	40.3	-32.9	42.74	54	-11.26	-	-	345	134	V

* - indicates frequency in CFR47 Pt 15 / IC RSS-Restricted Band

PK2 - KDB558074 Method: Maximum Peak
MAv1 - KDB558074 Option 1 Maximum RMS Average

UL VERIFICATION SERVICES INC.
47173 Benicia Street, Fremont, CA 94538; USA TEL:(510) 319-4000 FAX:(510) 661-0888
This report shall not be reproduced except in full, without the written approval of UL Verification Services Inc.

HIGH CHANNEL, CH 13 RESULTS

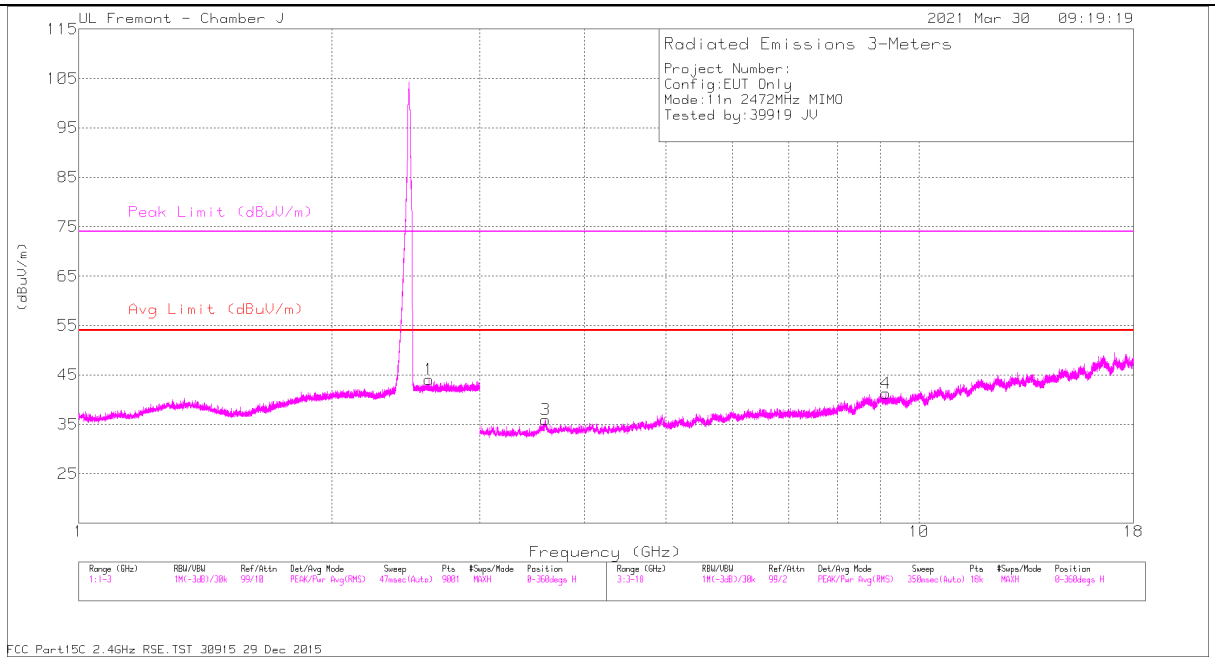

HORIZONTAL

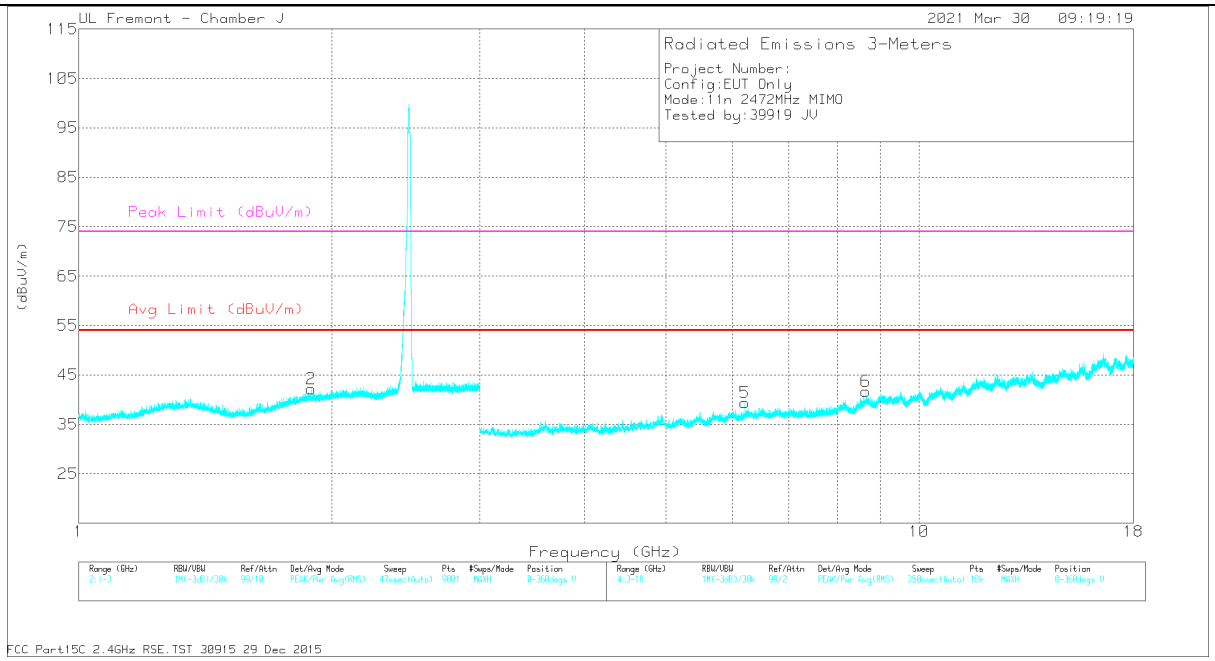

VERTICAL

UL VERIFICATION SERVICES INC.
47173 Benicia Street, Fremont, CA 94538; USA TEL:(510) 319-4000 FAX:(510) 661-0888
This report shall not be reproduced except in full, without the written approval of UL Verification Services Inc.

RADIATED EMISSIONS

Marker	Frequency (GHz)	Meter Reading (dBuV)	Det	AF PRE0100034 (dB/m)	Amp/Cbl/Fltr/Pad (dB)	Corrected Reading (dBuV/m)	Avg Limit (dBuV/m)	Margin (dB)	Peak Limit (dBuV/m)	PK Margin (dB)	Azimuth (Degs)	Height (cm)	Polarity
1	2.61107	45.48	PK2	32.7	-25	53.18	-	-	-	-	113	118	H
2	1.89014	45.1	PK2	31.2	-25.5	50.8	-	-	-	-	54	228	V
3	* 3.59317	44.52	PK2	34.4	-32.3	46.62	-	-	74	-27.38	210	204	H
	* 3.59219	32	MAv1	34.5	-32.3	34.2	54	-19.8	-	-	210	204	H
4	* 9.13376	36.96	PK2	36.6	-24.2	49.36	-	-	74	-24.64	278	115	H
	* 9.1343	25.06	MAv1	36.6	-24.2	37.46	54	-16.54	-	-	278	115	H
5	6.20351	40.19	PK2	35.8	-28	47.99	-	-	-	-	342	137	V
6	8.64612	38.19	PK2	36.2	-24.9	49.49	-	-	-	-	157	101	V

* - indicates frequency in CFR47 Pt 15 / IC RSS-Restricted Band

PK2 - KDB558074 Method: Maximum Peak
MAv1 - KDB558074 Option 1 Maximum RMS Average

UL VERIFICATION SERVICES INC.
47173 Benicia Street, Fremont, CA 94538; USA TEL:(510) 319-4000 FAX:(510) 661-0888
This report shall not be reproduced except in full, without the written approval of UL Verification Services Inc.

10.1.4. 802.11ax HE20 MODE

1TX ANT 4 MODE: 26-Tones, RU Index 0

BANDEDGE (LOW CHANNEL, CH 1)

HORIZONTAL RESULT

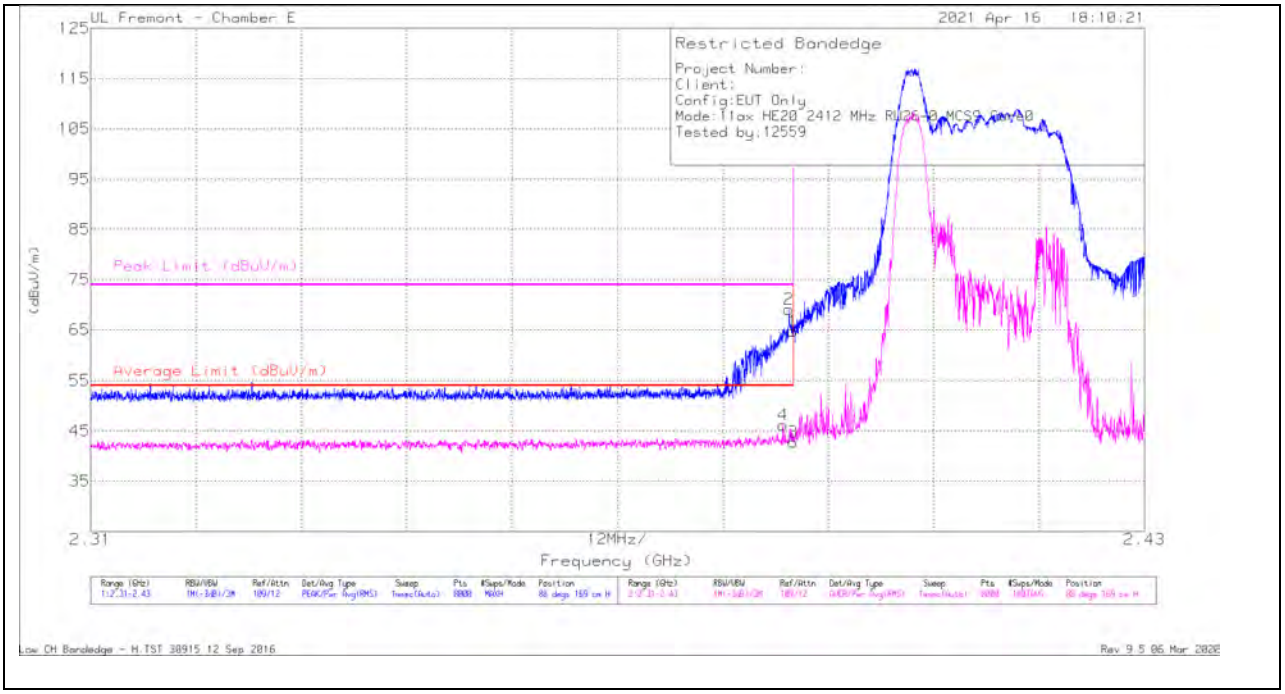

Marker	Frequency (GHz)	Meter Reading (dBuV)	Det	AF PRE0078107 (dB/m)	Amp/Cbl/Fltr/Pad (dB)	Corrected Reading (dBuV/m)	Average Limit (dBuV/m)	Margin (dB)	Peak Limit (dBuV/m)	PK Margin (dB)	Azimuth (Degs)	Height (cm)	Polarity
1	* 2.38999	50.07	Pk	32.2	-17.6	64.67	-	-	74	-9.33	88	169	H
2	* 2.3895	54.5	Pk	32.2	-17.6	69.1	-	-	74	-4.9	88	169	H
3	* 2.38999	28.05	RMS	32.2	-17.6	42.65	54	-11.35	-	-	88	169	H
4	* 2.38884	31.44	RMS	32.2	-17.6	46.04	54	-7.96	-	-	88	169	H

* - indicates frequency in CFR47 Pt 15 / IC RSS-Restricted Band

Pk - Peak detector
RMS - RMS detection

UL VERIFICATION SERVICES INC.
47173 Benicia Street, Fremont, CA 94538; USA TEL:(510) 319-4000 FAX:(510) 661-0888
This report shall not be reproduced except in full, without the written approval of UL Verification Services Inc.

VERTICAL RESULT

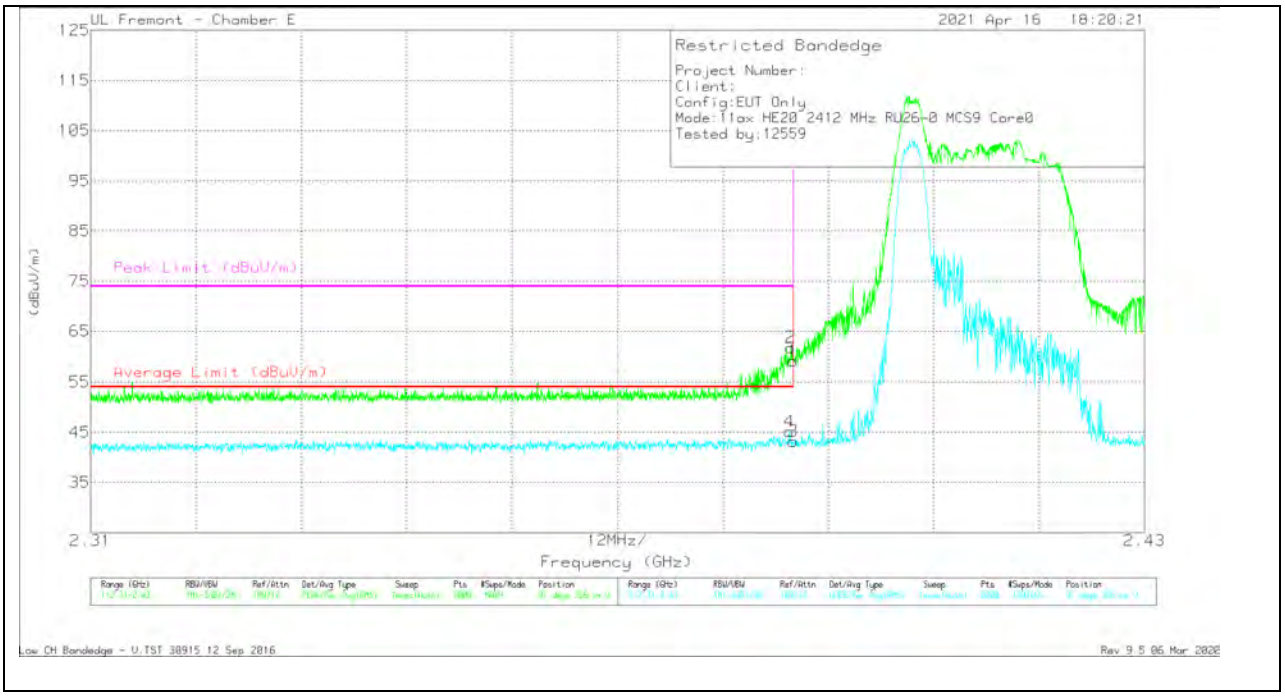

Marker	Frequency (GHz)	Meter Reading (dBuV)	Det	AF PRE0078107 (dB/m)	Amp/Cbl/Fltr/Pad (dB)	Corrected Reading (dBuV/m)	Average Limit (dBuV/m)	Margin (dB)	Peak Limit (dBuV/m)	PK Margin (dB)	Azimuth (Degs)	Height (cm)	Polarity
4	* 2.38959	30.45	RMS	32.2	-17.6	45.05	54	-8.95	-	-	91	356	V
2	* 2.38972	47.25	Pk	32.2	-17.6	61.85	-	-	74	-12.15	91	356	V
1	* 2.38999	44.68	Pk	32.2	-17.6	59.28	-	-	74	-14.72	91	356	V
3	* 2.38999	28.51	RMS	32.2	-17.6	43.11	54	-10.89	-	-	91	356	V

* - indicates frequency in CFR47 Pt 15 / IC RSS-Restricted Band
Pk - Peak detector
RMS - RMS detection

UL VERIFICATION SERVICES INC.
47173 Benicia Street, Fremont, CA 94538; USA TEL:(510) 319-4000 FAX:(510) 661-0888
This report shall not be reproduced except in full, without the written approval of UL Verification Services Inc.

BANDEDGE (LOW CHANNEL, CH 2)

HORIZONTAL RESULT

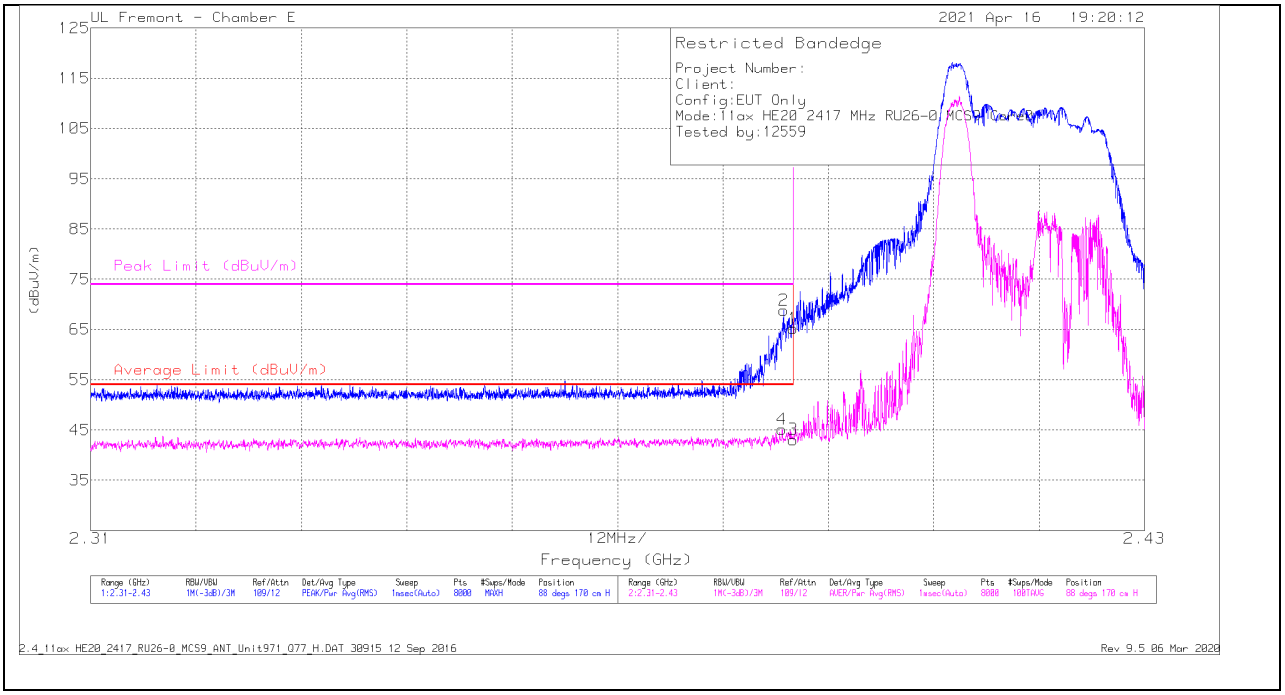

Marker	Frequency (GHz)	Meter Reading (dBuV)	Det	AF PRE0078107 (dB/m)	Amp/Cbl/ Fltr/Pad (dB)	Corrected Reading (dBuV/m)	Average Limit (dBuV/m)	Margin (dB)	Peak Limit (dBuV/m)	PK Margin (dB)	Azimuth (Degs)	Height (cm)	Polarity
1	* 2.38999	50.6	Pk	32.2	-17.6	65.2	-	-	74	-8.8	88	170	H
2	* 2.38891	54.23	Pk	32.2	-17.6	68.83	-	-	74	-5.17	88	170	H
3	* 2.38999	28.39	RMS	32.2	-17.6	42.99	54	-11.01	-	-	88	170	H
4	* 2.38875	30.43	RMS	32.2	-17.6	45.03	54	-8.97	-	-	88	170	H

* - indicates frequency in CFR47 Pt 15 / IC RSS-Restricted Band

Pk - Peak detector
RMS - RMS detection

UL VERIFICATION SERVICES INC.
47173 Benicia Street, Fremont, CA 94538; USA TEL:(510) 319-4000 FAX:(510) 661-0888
This report shall not be reproduced except in full, without the written approval of UL Verification Services Inc.

VERTICAL RESULT

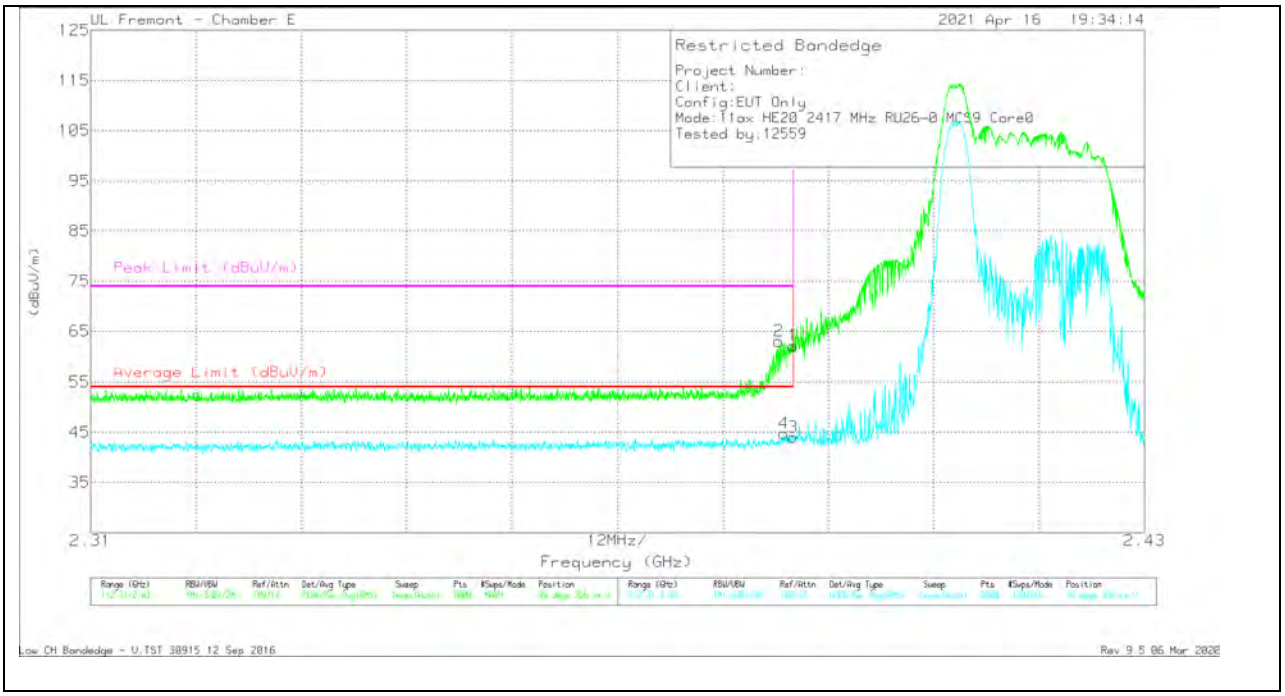

Marker	Frequency (GHz)	Meter Reading (dBuV)	Det	AF PRE0078107 (dB/m)	Amp/Cbl/Fltr/Pad (dB)	Corrected Reading (dBuV/m)	Average Limit (dBuV/m)	Margin (dB)	Peak Limit (dBuV/m)	PK Margin (dB)	Azimuth (Degs)	Height (cm)	Polarity
1	* 2.38999	47.64	Pk	32.2	-17.6	62.24	-	-	74	-11.76	99	356	V
2	* 2.38836	48.46	Pk	32.2	-17.6	63.06	-	-	74	-10.94	99	356	V
3	* 2.38999	29.37	RMS	32.2	-17.6	43.97	54	-10.03	-	-	99	356	V
4	* 2.38894	30.09	RMS	32.2	-17.6	44.69	54	-9.31	-	-	99	356	V

* - indicates frequency in CFR47 Pt 15 / IC RSS-Restricted Band

Pk - Peak detector
RMS - RMS detection

UL VERIFICATION SERVICES INC.
47173 Benicia Street, Fremont, CA 94538; USA TEL:(510) 319-4000 FAX:(510) 661-0888
This report shall not be reproduced except in full, without the written approval of UL Verification Services Inc.

BANDEDGE (LOW CHANNEL, CH 3)

HORIZONTAL RESULT

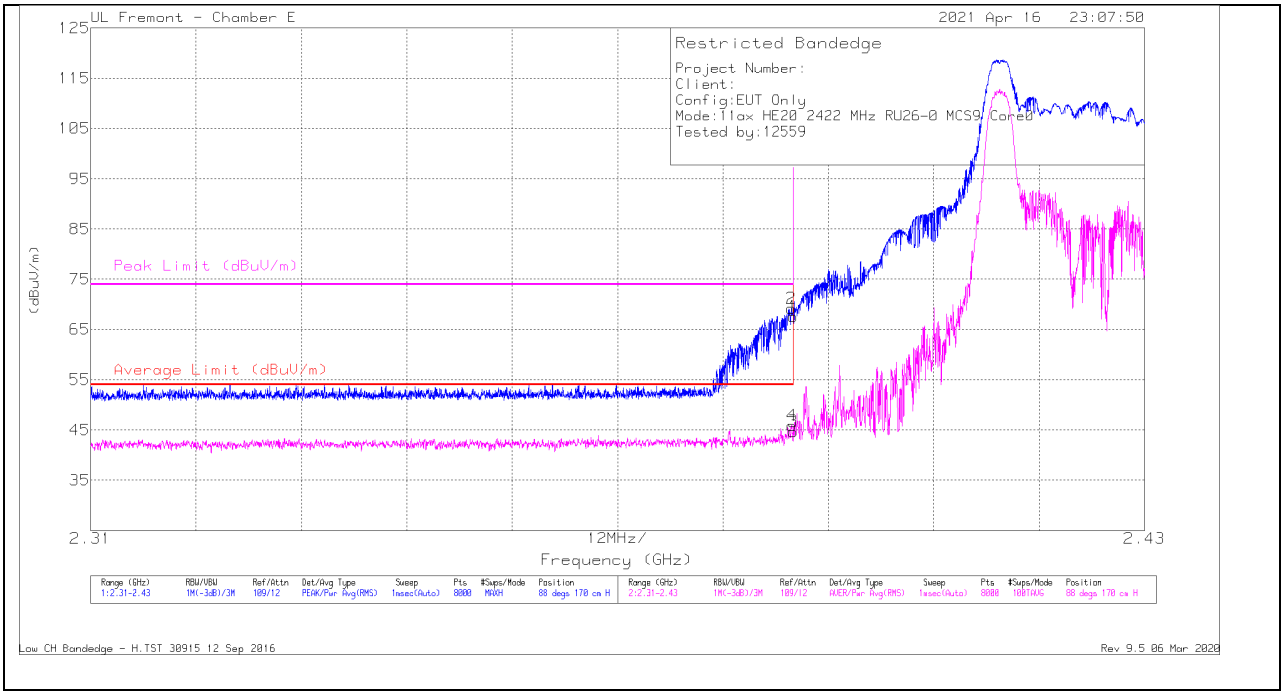

Marker	Frequency (GHz)	Meter Reading (dBuV)	Det	AF PRE0078107 (dB/m)	Amp/Cbl/ Fltr/Pad (dB)	Corrected Reading (dBuV/m)	Average Limit (dBuV/m)	Margin (dB)	Peak Limit (dBuV/m)	PK Margin (dB)	Azimuth (Degs)	Height (cm)	Polarity
1	* 2.38999	52.99	Pk	32.2	-17.6	67.59	-	-	74	-6.41	88	170	H
2	* 2.38978	54.58	Pk	32.2	-17.6	69.18	-	-	74	-4.82	88	170	H
3	* 2.38999	30.01	RMS	32.2	-17.6	44.61	54	-9.39	-	-	88	170	H
4	* 2.38983	31.18	RMS	32.2	-17.6	45.78	54	-8.22	-	-	88	170	H

* - indicates frequency in CFR47 Pt 15 / IC RSS-Restricted Band

Pk - Peak detector
RMS - RMS detection

UL VERIFICATION SERVICES INC.
47173 Benicia Street, Fremont, CA 94538; USA TEL:(510) 319-4000 FAX:(510) 661-0888
This report shall not be reproduced except in full, without the written approval of UL Verification Services Inc.

VERTICAL RESULT

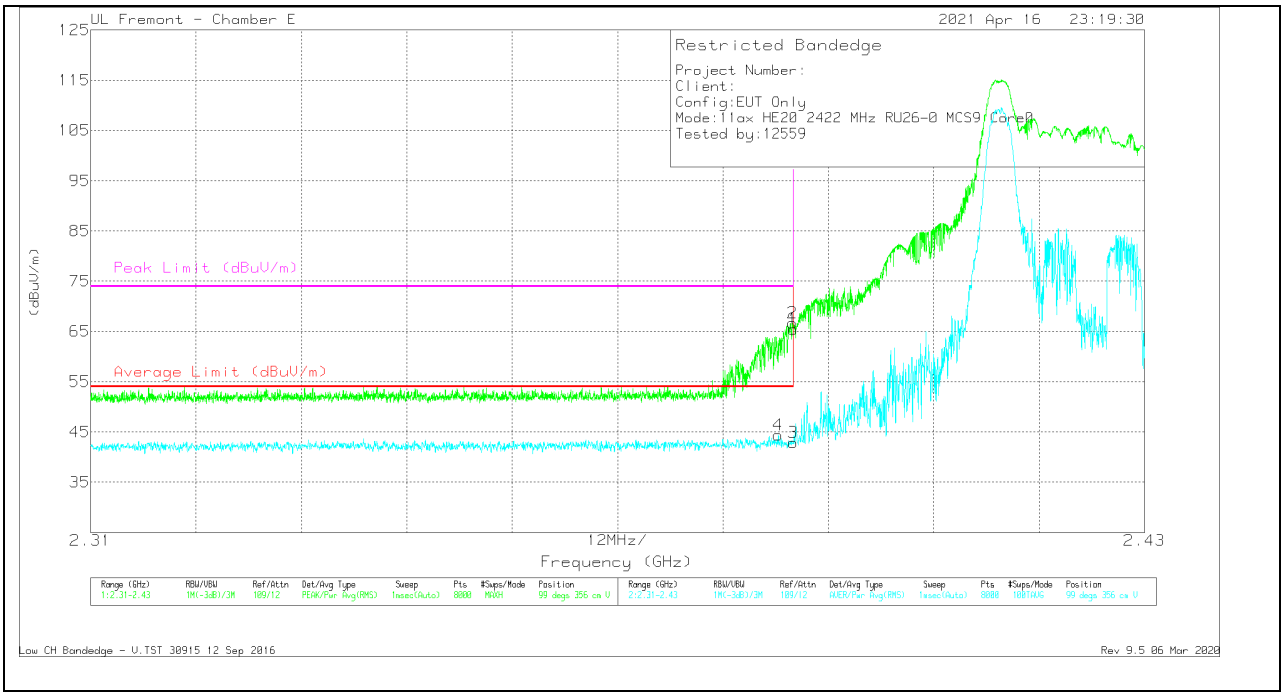

Marker	Frequency (GHz)	Meter Reading (dBuV)	Det	AF PRE0078107 (dB/m)	Amp/Cbl/ Fltr/Pad (dB)	Corrected Reading (dBuV/m)	Average Limit (dBuV/m)	Margin (dB)	Peak Limit (dBuV/m)	PK Margin (dB)	Azimuth (Degs)	Height (cm)	Polarity
1	* 2.38999	50.81	Pk	32.2	-17.6	65.41	-	-	74	-8.59	99	356	V
2	* 2.3899	52.13	Pk	32.2	-17.6	66.73	-	-	74	-7.27	99	356	V
3	* 2.38999	28.16	RMS	32.2	-17.6	42.76	54	-11.24	-	-	99	356	V
4	* 2.38831	29.74	RMS	32.2	-17.6	44.45	54	-9.55	-	-	99	356	V

* - indicates frequency in CFR47 Pt 15 / IC RSS-Restricted Band

Pk - Peak detector
RMS - RMS detection

UL VERIFICATION SERVICES INC.
47173 Benicia Street, Fremont, CA 94538; USA TEL:(510) 319-4000 FAX:(510) 661-0888
This report shall not be reproduced except in full, without the written approval of UL Verification Services Inc.

BANDEDGE (HIGH CHANNEL, CH 9)

HORIZONTAL RESULT

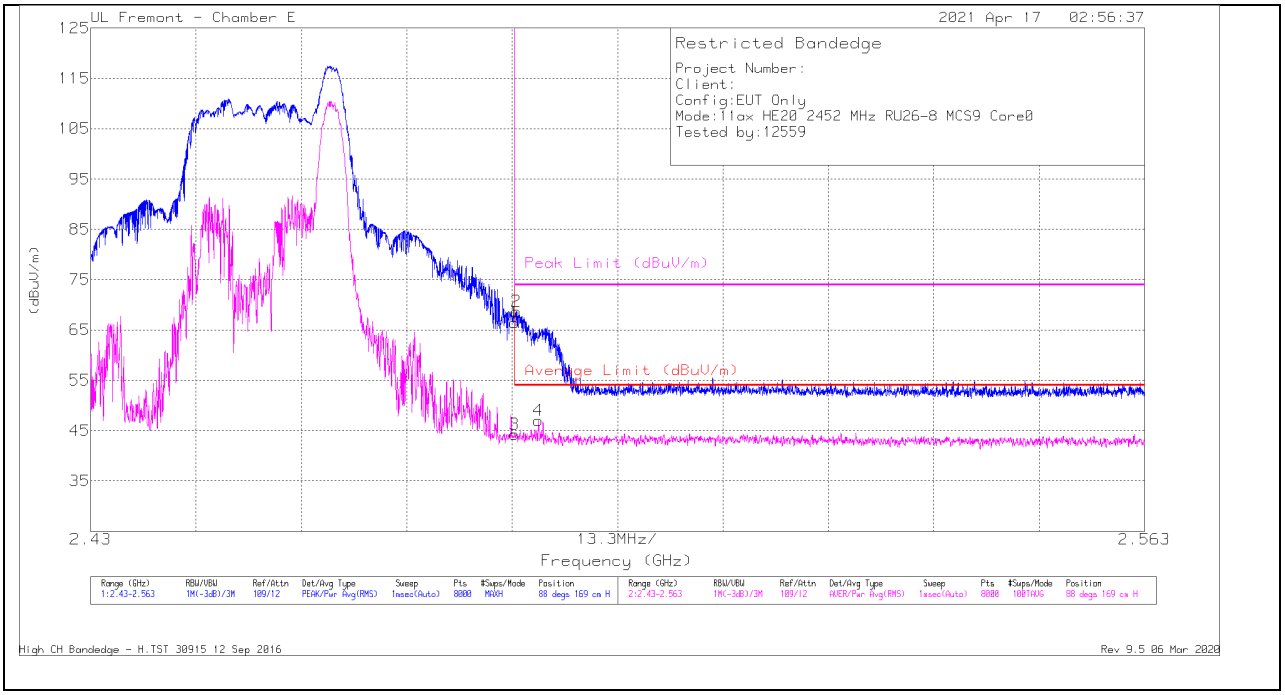

Marker	Frequency (GHz)	Meter Reading (dBuV)	Det	AF PRE0078107 (dB/m)	Amp/Cbl/ Fltr/Pad (dB)	Corrected Reading (dBuV/m)	Average Limit (dBuV/m)	Margin (dB)	Peak Limit (dBuV/m)	PK Margin (dB)	Azimuth (Degs)	Height (cm)	Polarity
1	* 2.48351	51.54	Pk	32.6	-17.7	66.44	-	-	74	-7.56	88	169	H
3	* 2.48351	29.32	RMS	32.6	-17.7	44.22	54	-9.78	-	-	88	169	H
2	* 2.48371	53.75	Pk	32.6	-17.7	68.65	-	-	74	-5.35	88	169	H
4	* 2.4865	32.04	RMS	32.6	-17.7	46.94	54	-7.06	-	-	88	169	H

* - indicates frequency in CFR47 Pt 15 / IC RSS-Restricted Band

Pk - Peak detector
RMS - RMS detection

UL VERIFICATION SERVICES INC.
47173 Benicia Street, Fremont, CA 94538; USA TEL:(510) 319-4000 FAX:(510) 661-0888
This report shall not be reproduced except in full, without the written approval of UL Verification Services Inc.

VERTICAL RESULT

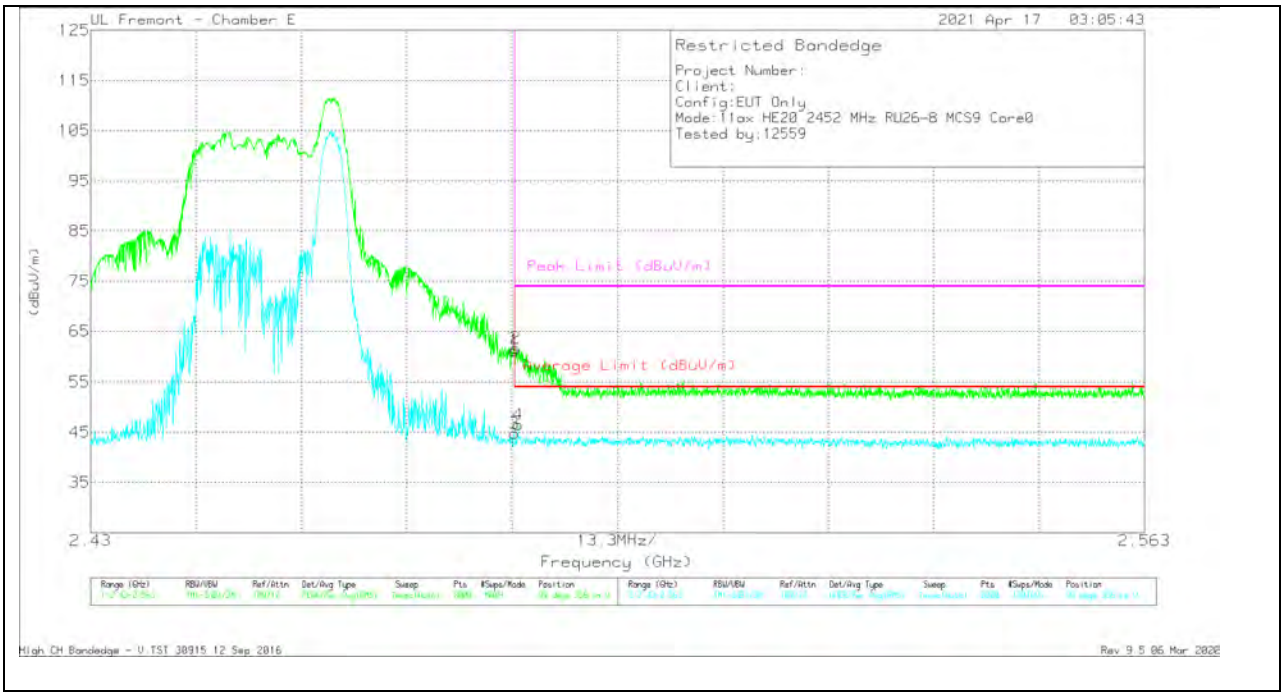

Marker	Frequency (GHz)	Meter Reading (dBuV)	Det	AF PRE0078107 (dB/m)	Amp/Cbl/Fltr/Pad (dB)	Corrected Reading (dBuV/m)	Average Limit (dBuV/m)	Margin (dB)	Peak Limit (dBuV/m)	PK Margin (dB)	Azimuth (Degs)	Height (cm)	Polarity
1	* 2.48351	46.37	Pk	32.6	-17.7	61.27	-	-	74	-12.73	99	356	V
3	* 2.48351	29.72	RMS	32.6	-17.7	44.62	54	-9.38	-	-	99	356	V
2	* 2.48367	46.84	Pk	32.6	-17.7	61.74	-	-	74	-12.26	99	356	V
4	* 2.48397	31.47	RMS	32.6	-17.7	46.37	54	-7.63	-	-	99	356	V

* - indicates frequency in CFR47 Pt 15 / IC RSS-Restricted Band

Pk - Peak detector
RMS - RMS detection

UL VERIFICATION SERVICES INC.
47173 Benicia Street, Fremont, CA 94538; USA TEL:(510) 319-4000 FAX:(510) 661-0888
This report shall not be reproduced except in full, without the written approval of UL Verification Services Inc.

BANDEDGE (HIGH CHANNEL, CH 10)

HORIZONTAL RESULT

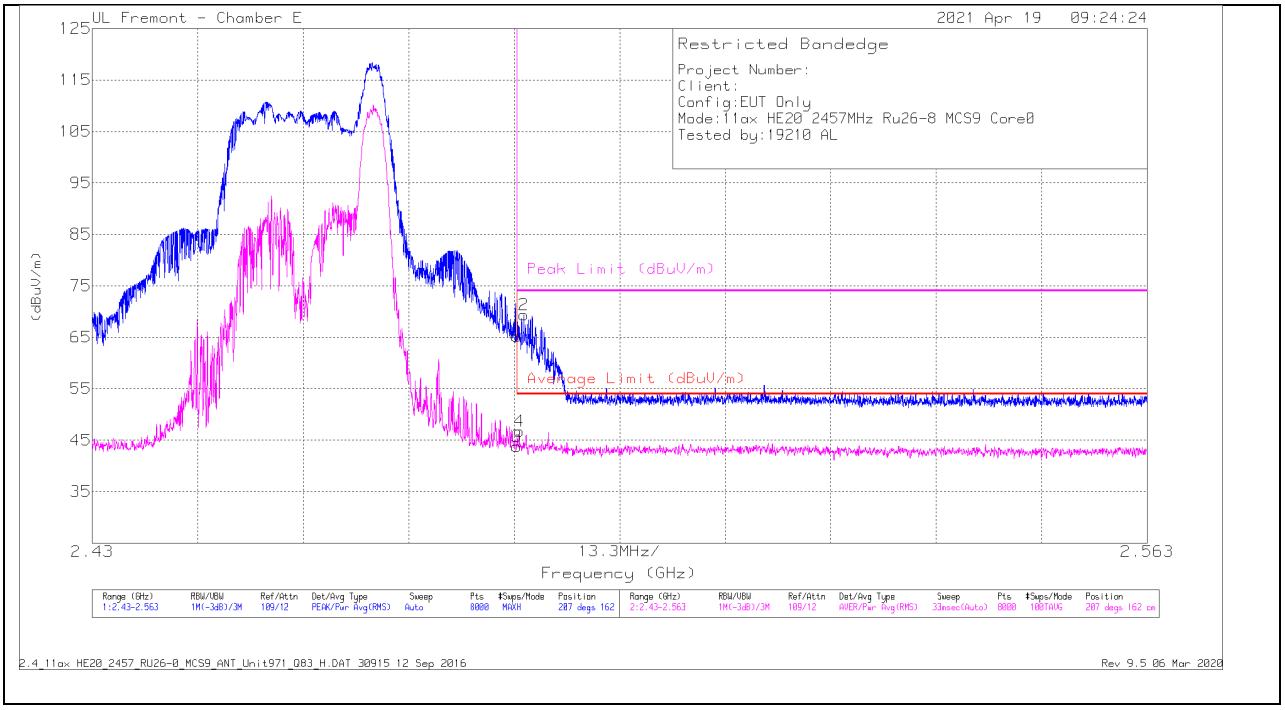

Marker	Frequency (GHz)	Meter Reading (dBuV)	Det	AF PRE0078107 (dB/m)	Amp/Cbl/ Fltr/Pad (dB)	Corrected Reading (dBuV/m)	Average Limit (dBuV/m)	Margin (dB)	Peak Limit (dBuV/m)	PK Margin (dB)	Azimuth (Degs)	Height (cm)	Polarity
1	* 2.48351	50.27	Pk	32.6	-17.7	65.17	-	-	74	-8.83	207	162	H
2	* 2.4844	54.45	Pk	32.6	-17.7	69.35	-	-	74	-4.65	207	162	H
3	* 2.48351	28.79	RMS	32.6	-17.7	43.69	54	-10.31	-	-	207	162	H
4	* 2.48384	31.74	RMS	32.6	-17.7	46.64	54	-7.36	-	-	207	162	H

* - indicates frequency in CFR47 Pt 15 / IC RSS-Restricted Band

Pk - Peak detector
RMS - RMS detection

UL VERIFICATION SERVICES INC.
47173 Benicia Street, Fremont, CA 94538; USA TEL:(510) 319-4000 FAX:(510) 661-0888
This report shall not be reproduced except in full, without the written approval of UL Verification Services Inc.

VERTICAL RESULT

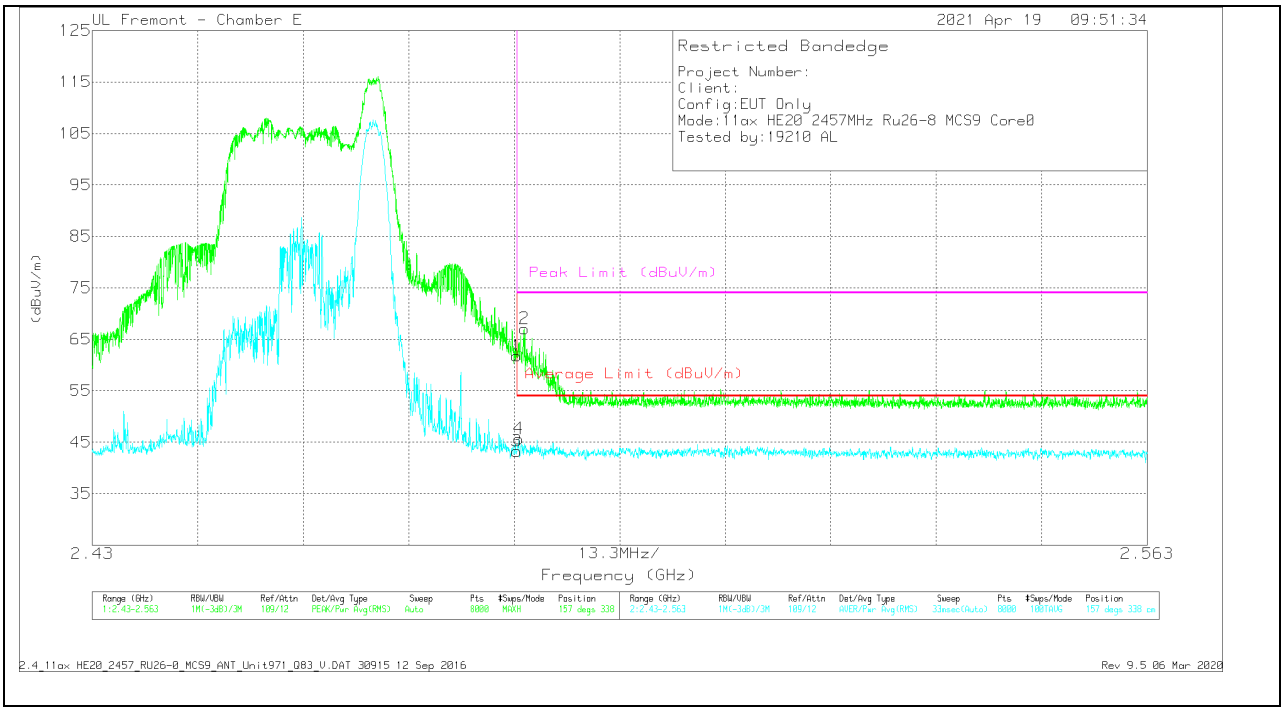

Marker	Frequency (GHz)	Meter Reading (dBuV)	Det	AF PRE0078107 (dB/m)	Amp/Cbl/ Fltr/Pad (dB)	Corrected Reading (dBuV/m)	Average Limit (dBuV/m)	Margin (dB)	Peak Limit (dBuV/m)	PK Margin (dB)	Azimuth (Degs)	Height (cm)	Polarity
1	* 2.48351	46.88	Pk	32.6	-17.7	61.78	-	-	74	-12.22	157	338	V
3	* 2.48351	28.26	RMS	32.6	-17.7	43.16	54	-10.84	-	-	157	338	V
4	* 2.48377	30.68	RMS	32.6	-17.7	45.58	54	-8.42	-	-	157	338	V
2	* 2.4845	52.16	Pk	32.6	-17.7	67.06	-	-	74	-6.94	157	338	V

* - indicates frequency in CFR47 Pt 15 / IC RSS-Restricted Band

Pk - Peak detector
RMS - RMS detection

UL VERIFICATION SERVICES INC.
47173 Benicia Street, Fremont, CA 94538; USA TEL:(510) 319-4000 FAX:(510) 661-0888
This report shall not be reproduced except in full, without the written approval of UL Verification Services Inc.

BANDEDGE (HIGH CHANNEL, CH 11)

HORIZONTAL RESULT

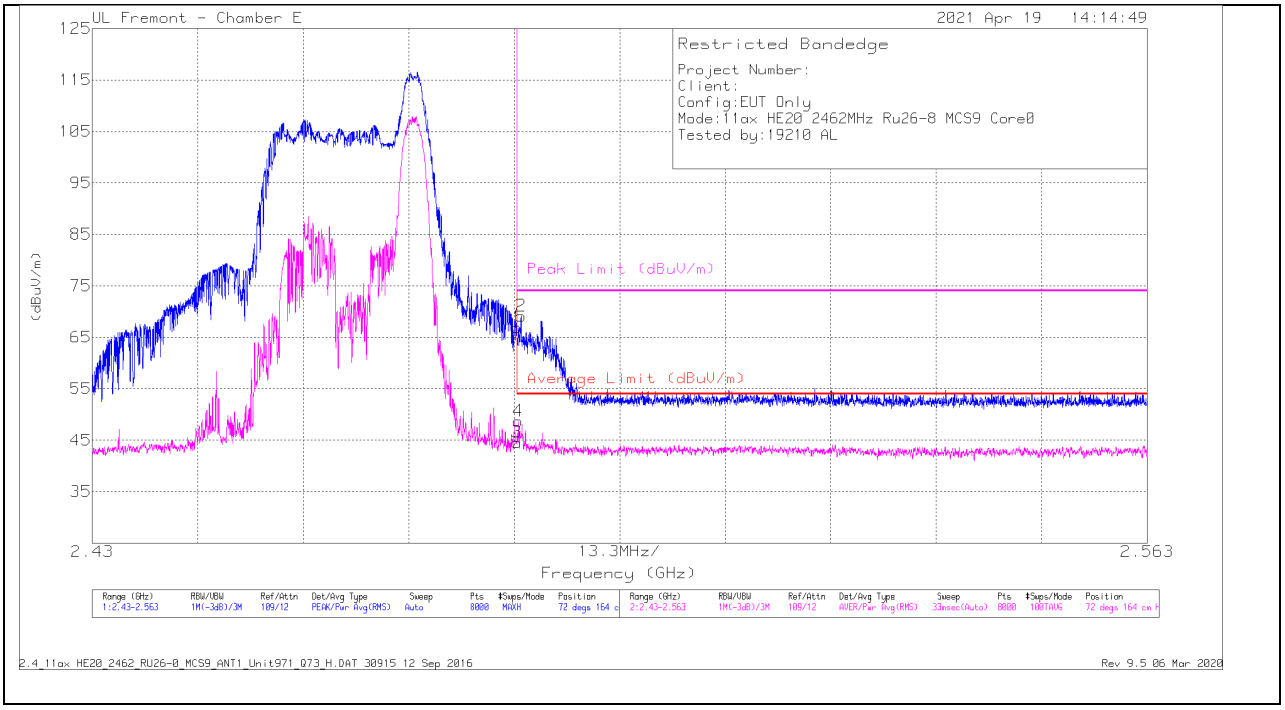

Marker	Frequency (GHz)	Meter Reading (dBuV)	Det	AF PRE0078107 (dB/m)	Amp/Cbl/Fltr/Pad (dB)	Corrected Reading (dBuV/m)	Average Limit (dBuV/m)	Margin (dB)	Peak Limit (dBuV/m)	PK Margin (dB)	Azimuth (Degs)	Height (cm)	Polarity
1	* 2.48351	52.01	Pk	32.6	-17.7	66.91	-	-	74	-7.09	72	164	H
3	* 2.48351	29.59	RMS	32.6	-17.7	44.49	54	-9.51	-	-	72	164	H
4	* 2.48371	33.71	RMS	32.6	-17.7	48.61	54	-5.39	-	-	72	164	H
2	* 2.48405	54.24	Pk	32.6	-17.7	69.14	-	-	74	-4.86	72	164	H

* - indicates frequency in CFR47 Pt 15 / IC RSS-Restricted Band
Pk - Peak detector
RMS - RMS detection

High CH Bandedge - H.TST 30915 12 Sep 2016
Rev 9.5 06 Mar 2020

UL VERIFICATION SERVICES INC.
47173 Benicia Street, Fremont, CA 94538; USA TEL:(510) 319-4000 FAX:(510) 661-0888
This report shall not be reproduced except in full, without the written approval of UL Verification Services Inc.

VERTICAL RESULT

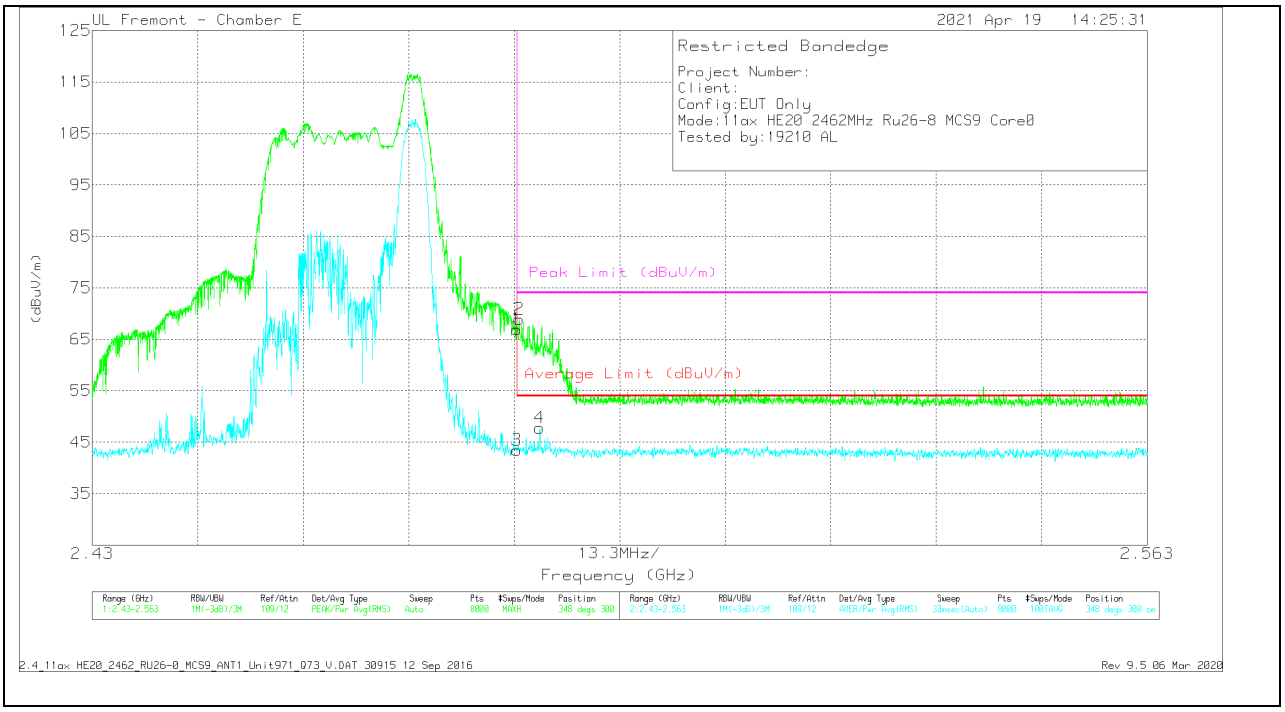

Marker	Frequency (GHz)	Meter Reading (dBuV)	Det	AF PRE0078107 (dB/m)	Amp/Cbl/ Fltr/Pad (dB)	Corrected Reading (dBuV/m)	Average Limit (dBuV/m)	Margin (dB)	Peak Limit (dBuV/m)	PK Margin (dB)	Azimuth (Degs)	Height (cm)	Polarity
1	* 2.48351	52.02	Pk	32.6	-17.7	66.92	-	-	74	-7.08	348	300	V
3	* 2.48351	28.46	RMS	32.6	-17.7	43.36	54	-10.64	-	-	348	300	V
2	* 2.48382	54.01	Pk	32.6	-17.7	68.91	-	-	74	-5.09	348	300	V
4	* 2.48642	32.8	RMS	32.6	-17.7	47.70	54	-6.30	-	-	348	300	V

* - indicates frequency in CFR47 Pt 15 / IC RSS-Restricted Band

Pk - Peak detector
RMS - RMS detection

UL VERIFICATION SERVICES INC.
47173 Benicia Street, Fremont, CA 94538; USA TEL:(510) 319-4000 FAX:(510) 661-0888
This report shall not be reproduced except in full, without the written approval of UL Verification Services Inc.

BANDEDGE (HIGH CHANNEL, CH 12)

HORIZONTAL RESULT

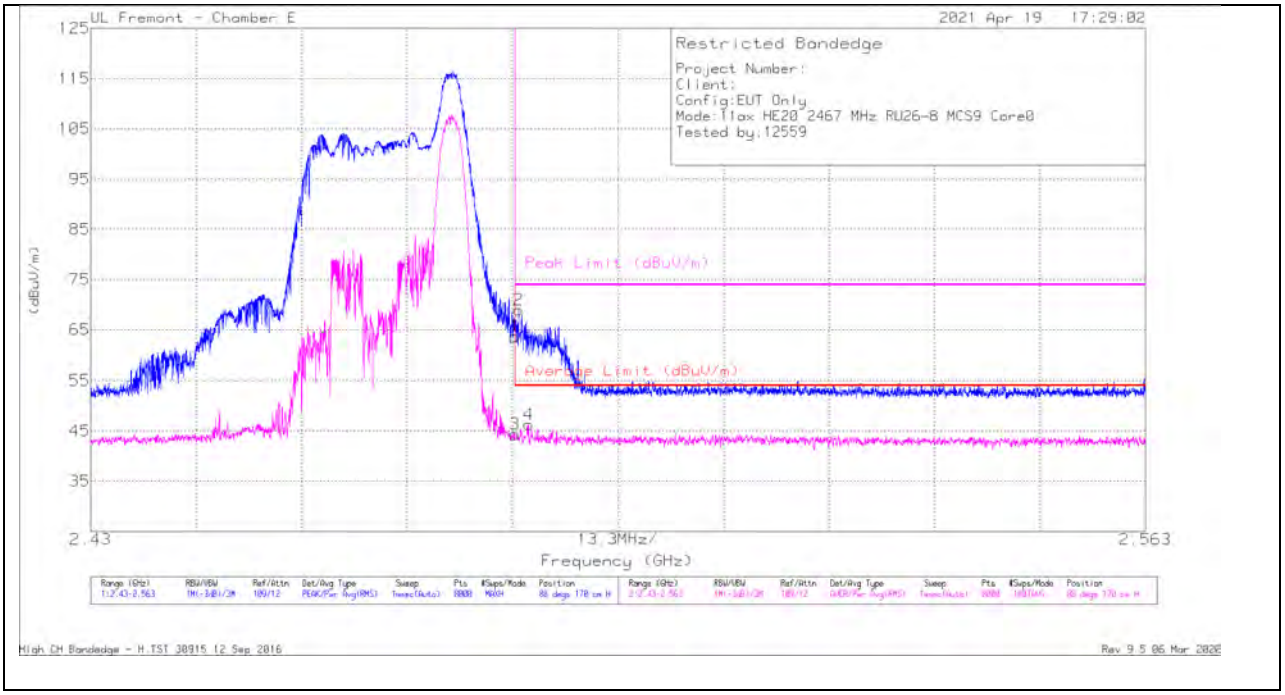

Marker	Frequency (GHz)	Meter Reading (dBuV)	Det	AF PRE0078107 (dB/m)	Amp/Cbl/ Fltr/Pad (dB)	Corrected Reading (dBuV/m)	Average Limit (dBuV/m)	Margin (dB)	Peak Limit (dBuV/m)	PK Margin (dB)	Azimuth (Degs)	Height (cm)	Polarity
1	* 2.48351	48.76	Pk	32.6	-17.7	63.66	-	-	74	-10.34	88	170	H
2	* 2.48397	54.01	Pk	32.6	-17.7	68.91	-	-	74	-5.09	88	170	H
3	* 2.48351	29.34	RMS	32.6	-17.7	44.24	54	-9.76	-	-	88	170	H
4	* 2.4852	31.26	RMS	32.6	-17.7	46.16	54	-7.84	-	-	88	170	H

* - indicates frequency in CFR47 Pt 15 / IC RSS-Restricted Band

Pk - Peak detector
RMS - RMS detection

UL VERIFICATION SERVICES INC.
47173 Benicia Street, Fremont, CA 94538; USA TEL:(510) 319-4000 FAX:(510) 661-0888
This report shall not be reproduced except in full, without the written approval of UL Verification Services Inc.

VERTICAL RESULT

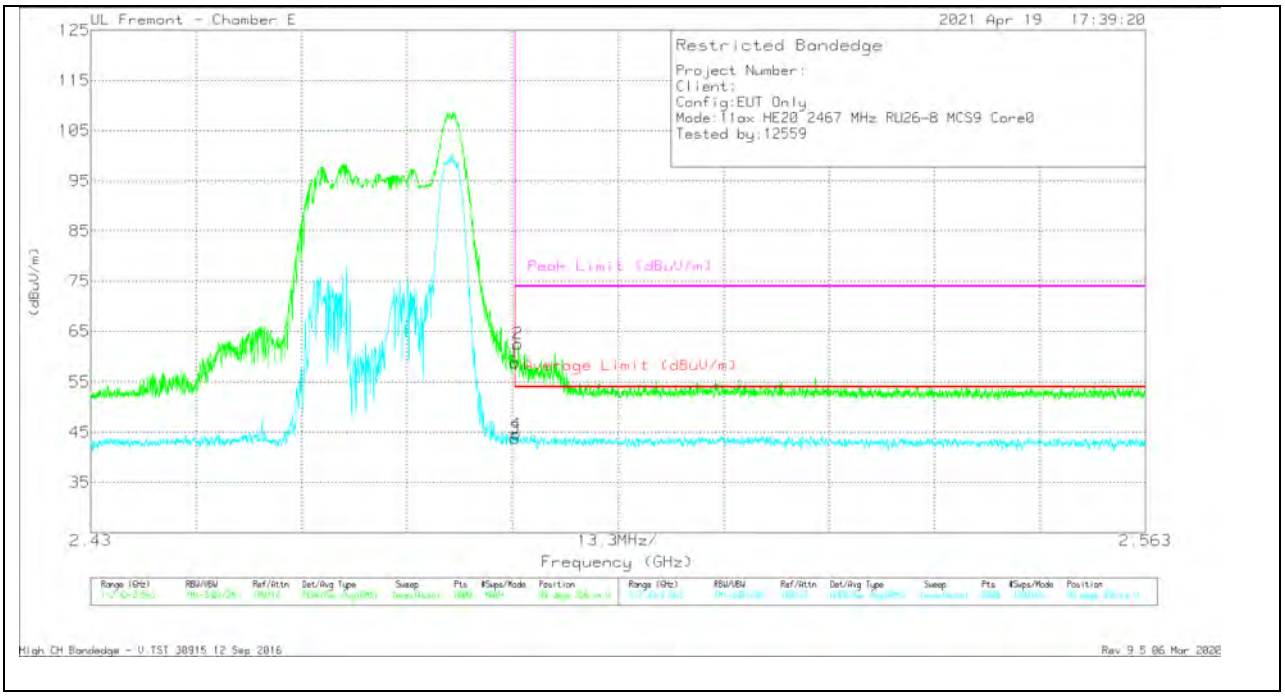

Marker	Frequency (GHz)	Meter Reading (dBuV)	Det	AF PRE0078107 (dB/m)	Amp/Cbl/ Fltr/Pad (dB)	Corrected Reading (dBuV/m)	Average Limit (dBuV/m)	Margin (dB)	Peak Limit (dBuV/m)	PK Margin (dB)	Azimuth (Degs)	Height (cm)	Polarity
1	* 2.48351	43.93	Pk	32.6	-17.7	58.83	-	-	74	-15.17	99	356	V
2	* 2.48392	47.69	Pk	32.6	-17.7	62.59	-	-	74	-11.41	99	356	V
3	* 2.48351	28.75	RMS	32.6	-17.7	43.65	54	-10.35	-	-	99	356	V
4	* 2.48366	29.7	RMS	32.6	-17.7	44.60	54	-9.40	-	-	99	356	V

* - indicates frequency in CFR47 Pt 15 / IC RSS-Restricted Band

Pk - Peak detector
RMS - RMS detection

UL VERIFICATION SERVICES INC.
47173 Benicia Street, Fremont, CA 94538; USA TEL:(510) 319-4000 FAX:(510) 661-0888
This report shall not be reproduced except in full, without the written approval of UL Verification Services Inc.

BANDEDGE (HIGH CHANNEL, CH 13)

HORIZONTAL RESULT

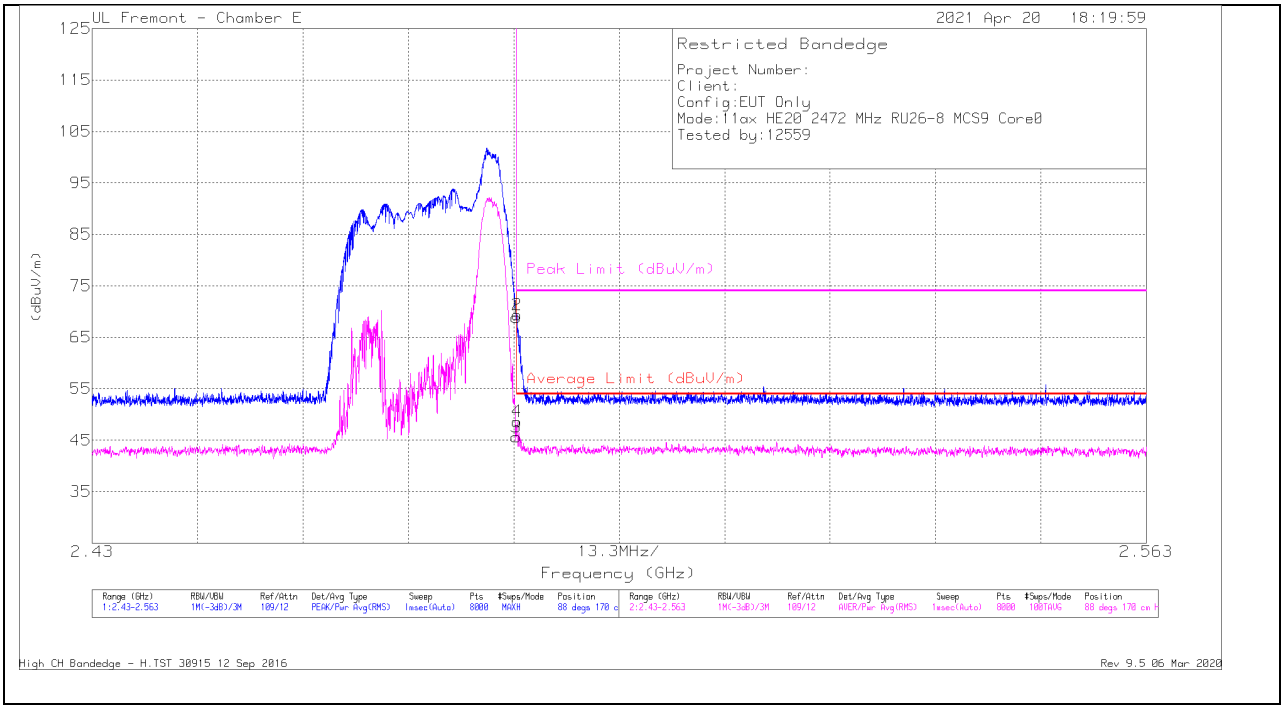

Marker	Frequency (GHz)	Meter Reading (dBuV)	Det	AF PRE0078107 (dB/m)	Amp/Cbl/Fltr/Pad (dB)	Corrected Reading (dBuV/m)	Average Limit (dBuV/m)	Margin (dB)	Peak Limit (dBuV/m)	PK Margin (dB)	Azimuth (Degs)	Height (cm)	Polarity
1	* 2.48351	53.98	Pk	32.6	-17.7	68.88	-	-	74	-5.12	88	170	H
2	* 2.48361	54.44	Pk	32.6	-17.7	69.34	-	-	74	-4.66	88	170	H
3	* 2.48351	30.62	RMS	32.6	-17.7	45.52	54	-8.48	-	-	88	170	H
4	* 2.48362	33.61	RMS	32.6	-17.7	48.51	54	-5.49	-	-	88	170	H

* - indicates frequency in CFR47 Pt 15 / IC RSS-Restricted Band

Pk - Peak detector
RMS - RMS detection

UL VERIFICATION SERVICES INC.
47173 Benicia Street, Fremont, CA 94538; USA TEL:(510) 319-4000 FAX:(510) 661-0888
This report shall not be reproduced except in full, without the written approval of UL Verification Services Inc.

VERTICAL RESULT

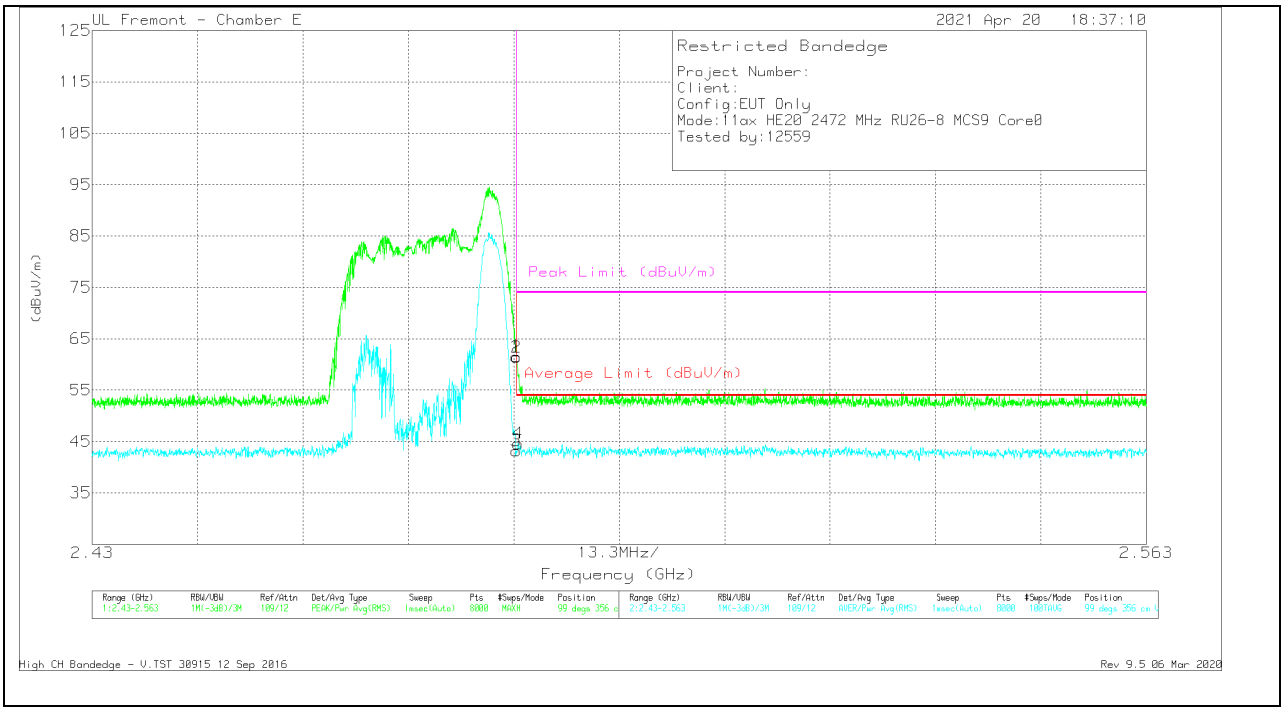

Marker	Frequency (GHz)	MeterReading(dBuV)	Det	AF PRE0078107 (dB/m)	Amp/Cbl/Fltr/Pad (dB)	CorrectedReading(dBuV/m)	Average Limit (dBuV/m)	Margin(dB)	Peak Limit (dBuV/m)	PK Margin(dB)	Azimuth(Degs)	Height(cm)	Polarity
1	* 2.48351	46.64	Pk	32.6	-17.7	61.54	-	-	74	-12.46	99	356	V
2	* 2.48356	46.48	Pk	32.6	-17.7	61.38	-	-	74	-12.62	99	356	V
3	* 2.48351	28.21	RMS	32.6	-17.7	43.11	54	-10.89	-	-	99	356	V
4	* 2.48374	29.6	RMS	32.6	-17.7	44.50	54	-9.50	-	-	99	356	V

* - indicates frequency in CFR47 Pt 15 / IC RSS-Restricted Band

Pk - Peak detector
RMS - RMS detection

UL VERIFICATION SERVICES INC.
47173 Benicia Street, Fremont, CA 94538; USA TEL:(510) 319-4000 FAX:(510) 661-0888
This report shall not be reproduced except in full, without the written approval of UL Verification Services Inc.

1TX ANT 4 MODE: 242-Tones, RU Index 61

BANDEDGE (LOW CHANNEL, CH 1)

HORIZONTAL RESULT

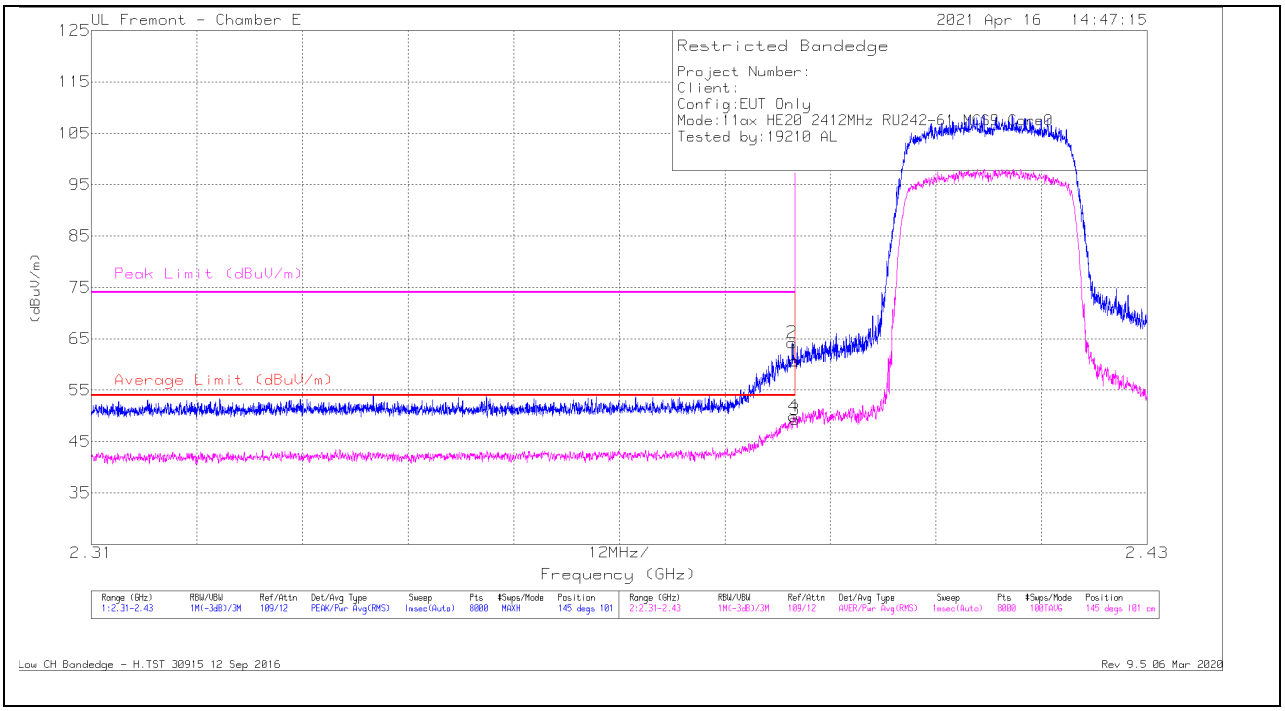

Marker	Frequency (GHz)	Meter Reading (dBuV)	Det	AF PRE0078107 (dB/m)	Amp/Cbl/Fltr/Pad (dB)	Corrected Reading (dBuV/m)	Average Limit (dBuV/m)	Margin (dB)	Peak Limit (dBuV/m)	PK Margin (dB)	Azimuth (Degs)	Height (cm)	Polarity
1	* 2.38999	46.12	Pk	32.2	-17.6	60.72	-	-	74	-13.28	145	101	H
2	* 2.38965	49.65	Pk	32.2	-17.6	64.25	-	-	74	-9.75	145	101	H
3	* 2.38999	34.7	RMS	32.2	-17.6	49.3	54	-4.7	-	-	145	101	H
4	* 2.38981	35.33	RMS	32.2	-17.6	49.93	54	-4.07	-	-	145	101	H

* - indicates frequency in CFR47 Pt 15 / IC RSS-Restricted Band

Pk - Peak detector
RMS - RMS detection

UL VERIFICATION SERVICES INC.
47173 Benicia Street, Fremont, CA 94538; USA TEL:(510) 319-4000 FAX:(510) 661-0888
This report shall not be reproduced except in full, without the written approval of UL Verification Services Inc.

VERTICAL RESULT

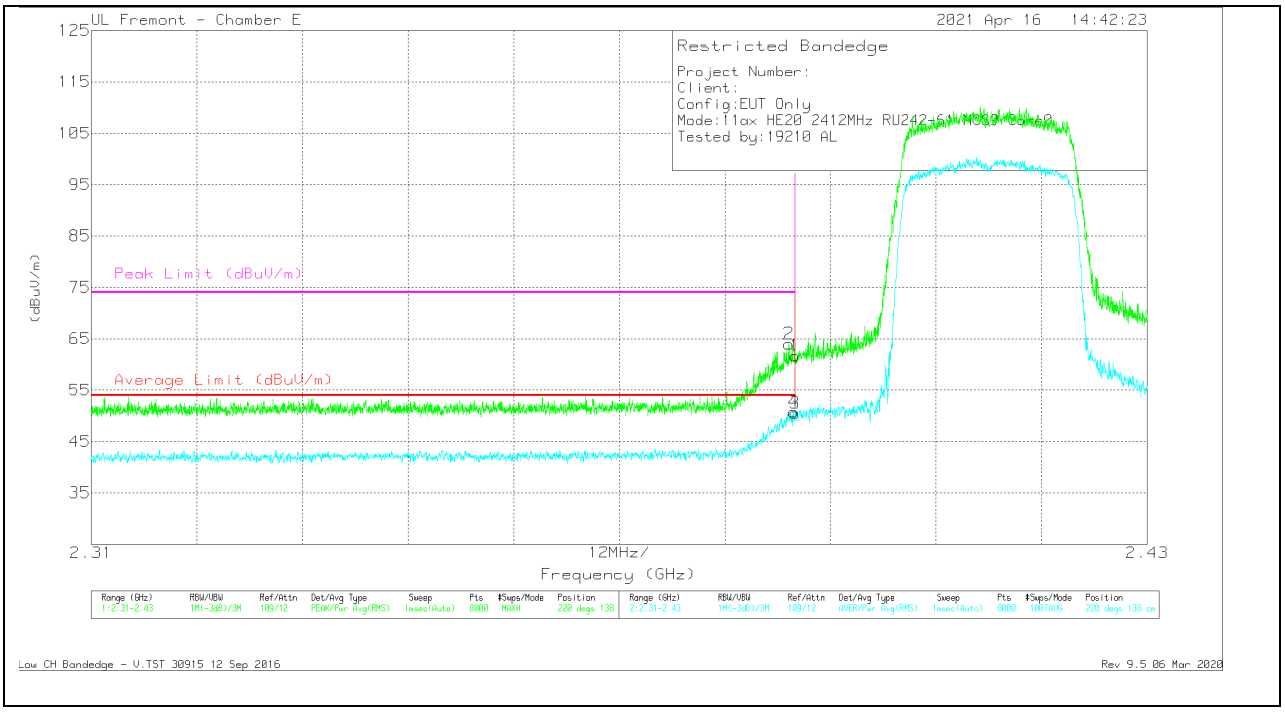

Marker	Frequency (GHz)	Meter Reading (dBuV)	Det	AF PRE0078107 (dB/m)	Amp/Cbl/Fltr/Pad (dB)	Corrected Reading (dBuV/m)	Average Limit (dBuV/m)	Margin (dB)	Peak Limit (dBuV/m)	PK Margin (dB)	Azimuth (Degs)	Height (cm)	Polarity
1	* 2.38999	47.07	Pk	32.2	-17.6	61.67	-	-	74	-12.33	220	138	V
2	* 2.38929	49.41	Pk	32.2	-17.6	64.01	-	-	74	-9.99	220	138	V
3	* 2.38999	35.96	RMS	32.2	-17.6	50.56	54	-3.44	-	-	220	138	V
4	* 2.38981	36.18	RMS	32.2	-17.6	50.78	54	-3.22	-	-	220	138	V

* - indicates frequency in CFR47 Pt 15 / IC RSS-Restricted Band

Pk - Peak detector
RMS - RMS detection

UL VERIFICATION SERVICES INC.
47173 Benicia Street, Fremont, CA 94538; USA TEL:(510) 319-4000 FAX:(510) 661-0888
This report shall not be reproduced except in full, without the written approval of UL Verification Services Inc.

BANDEDGE (LOW CHANNEL, CH 2)

HORIZONTAL RESULT

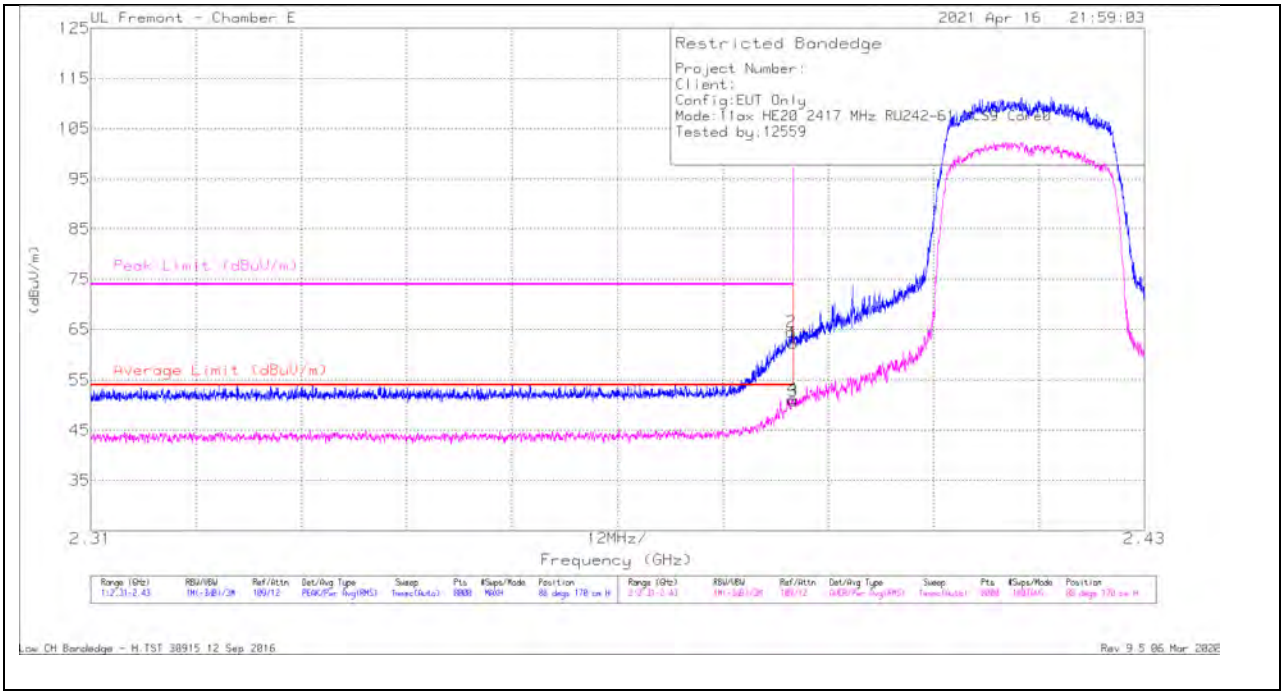

Marker	Frequency (GHz)	Meter Reading (dBuV)	Det	AF PRE007 8107 (dB/m)	Amp/Cbl/ Fltr/Pad (dB)	Corrected Reading (dBuV/m)	Average Limit (dBuV/m)	Margin (dB)	Peak Limit (dBuV/m)	PK Margin (dB)	Azimuth (Degs)	Height (cm)	Polarity
1	* 2.38999	47.71	Pk	32.2	-17.6	62.31	-	-	74	-11.69	88	170	H
2	* 2.38977	49.83	Pk	32.2	-17.6	64.43	-	-	74	-9.57	88	170	H
3	* 2.38999	34.67	RMS	32.2	-17.6	49.27	54	-4.73	-	-	88	170	H
4	* 2.38996	35.03	RMS	32.2	-17.6	49.63	54	-4.37	-	-	88	170	H

* - indicates frequency in CFR47 Pt 15 / IC RSS-Restricted Band

Pk - Peak detector
RMS - RMS detection

UL VERIFICATION SERVICES INC.
47173 Benicia Street, Fremont, CA 94538; USA TEL:(510) 319-4000 FAX:(510) 661-0888
This report shall not be reproduced except in full, without the written approval of UL Verification Services Inc.

VERTICAL RESULT

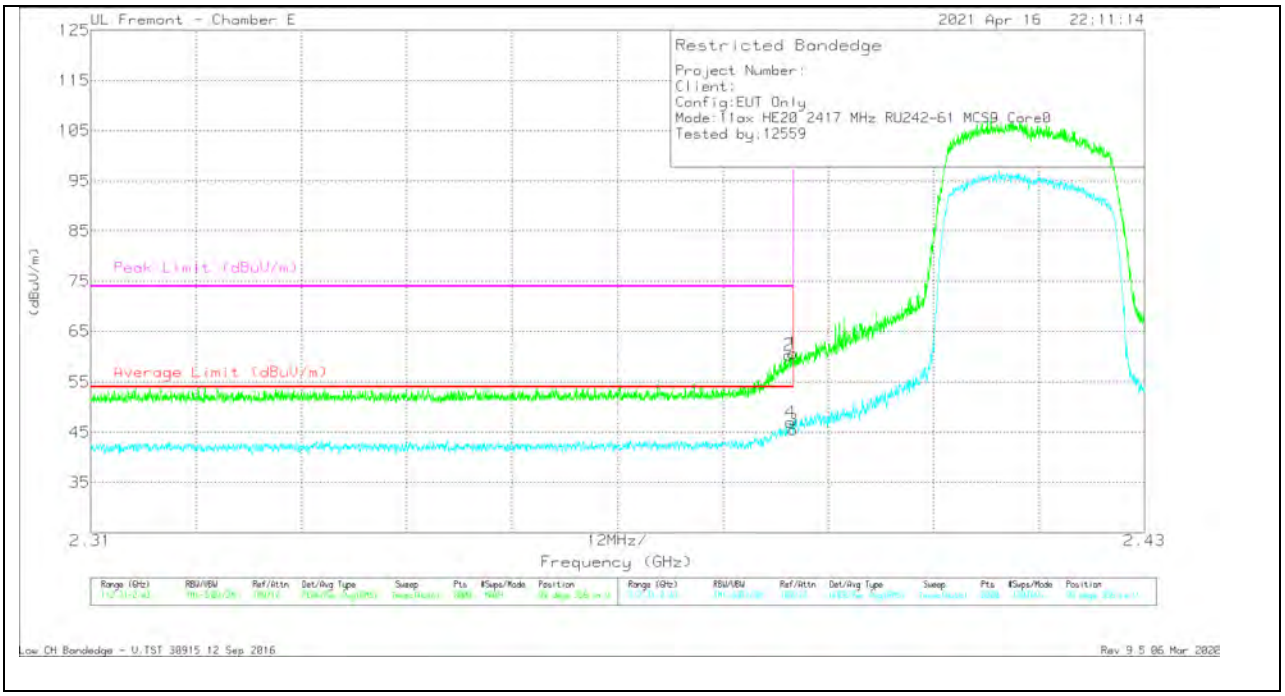

Marker	Frequency (GHz)	Meter Reading (dBuV)	Det	AF PRE007 8107 (dB/m)	Amp/Cbl/ Fltr/Pad (dB)	Corrected Reading (dBuV/m)	Average Limit (dBuV/m)	Margin (dB)	Peak Limit (dBuV/m)	PK Margin (dB)	Azimuth (Degs)	Height (cm)	Polarity
1	* 2.38999	46.18	Pk	32.2	-17.6	60.78	-	-	74	-13.22	99	356	V
2	* 2.38948	45.8	Pk	32.2	-17.6	60.4	-	-	74	-13.6	99	356	V
3	* 2.38999	30.95	RMS	32.2	-17.6	45.55	54	-8.45	-	-	99	356	V
4	* 2.38969	32.36	RMS	32.2	-17.6	46.96	54	-7.04	-	-	99	356	V

* - indicates frequency in CFR47 Pt 15 / IC RSS-Restricted Band

Pk - Peak detector
RMS - RMS detection

UL VERIFICATION SERVICES INC.
47173 Benicia Street, Fremont, CA 94538; USA TEL:(510) 319-4000 FAX:(510) 661-0888
This report shall not be reproduced except in full, without the written approval of UL Verification Services Inc.

BANDEDGE (LOW CHANNEL, CH 3)

HORIZONTAL RESULT

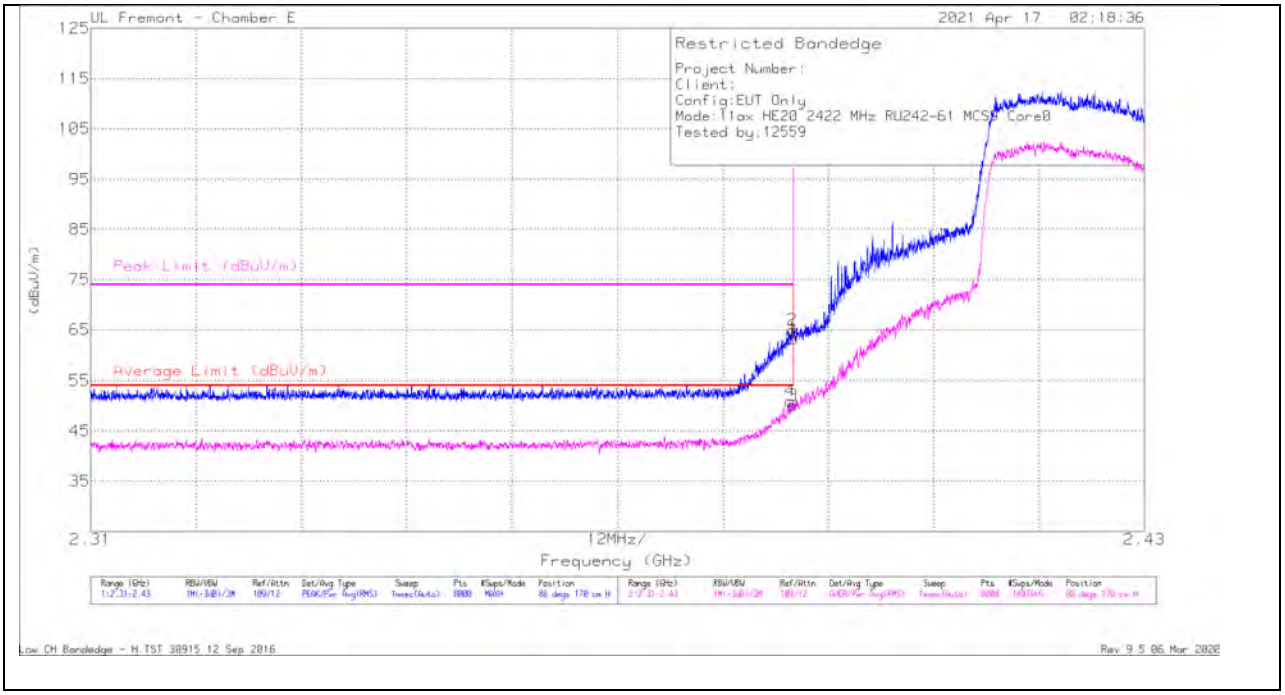

Marker	Frequency (GHz)	Meter Reading (dBuV)	Det	AF PRE007 8107 (dB/m)	Amp/Cbl/ Fltr/Pad (dB)	Corrected Reading (dBuV/m)	Average Limit (dBuV/m)	Margin (dB)	Peak Limit (dBuV/m)	PK Margin (dB)	Azimuth (Degs)	Height (cm)	Polarity
4	* 2.38963	36.34	RMS	32.2	-17.6	50.94	54	-3.06	-	-	88	170	H
2	* 2.3899	50.39	Pk	32.2	-17.6	64.99	-	-	74	-9.01	88	170	H
1	* 2.38999	48.71	Pk	32.2	-17.6	63.31	-	-	74	-10.69	88	170	H
3	* 2.38999	35.54	RMS	32.2	-17.6	50.14	54	-3.86	-	-	88	170	H

* - indicates frequency in CFR47 Pt 15 / IC RSS-Restricted Band

Pk - Peak detector
RMS - RMS detection

UL VERIFICATION SERVICES INC.
47173 Benicia Street, Fremont, CA 94538; USA TEL:(510) 319-4000 FAX:(510) 661-0888
This report shall not be reproduced except in full, without the written approval of UL Verification Services Inc.

VERTICAL RESULT

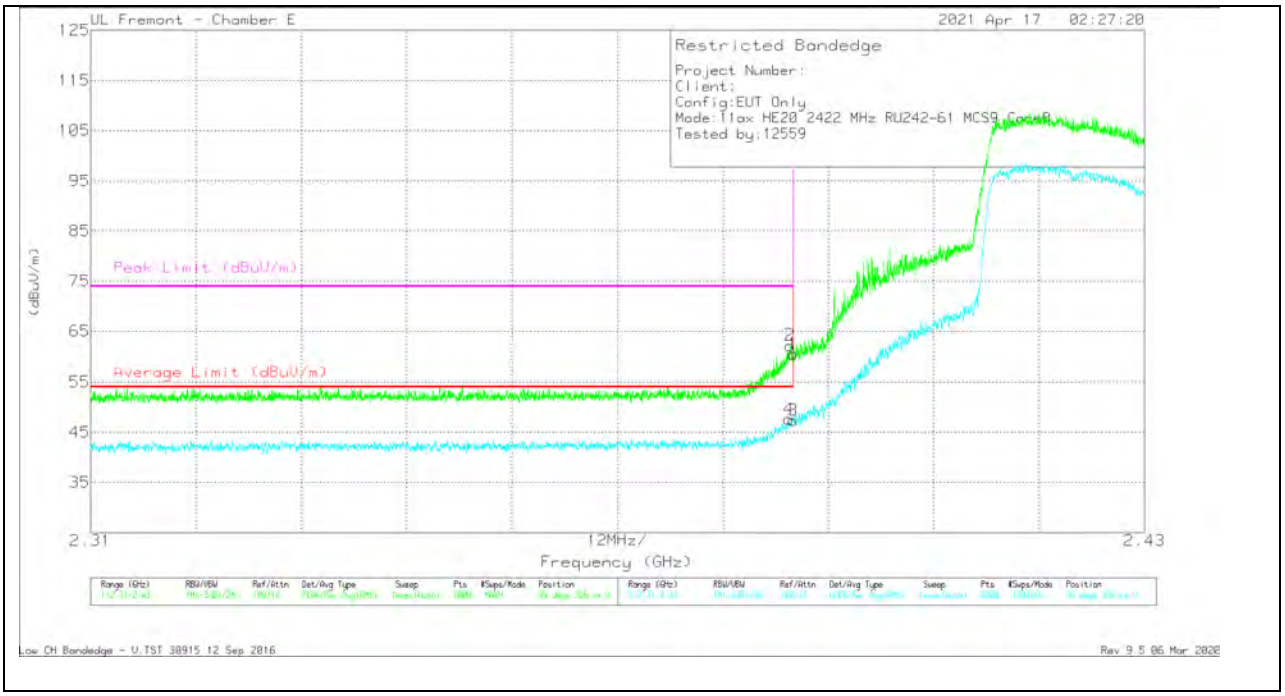

Marker	Frequency (GHz)	Meter Reading (dBuV)	Det	AF PRE0078107 (dB/m)	Amp/Cbl/Fltr/Pad (dB)	Corrected Reading (dBuV/m)	Average Limit (dBuV/m)	Margin (dB)	Peak Limit (dBuV/m)	PK Margin (dB)	Azimuth (Degs)	Height (cm)	Polarity
4	* 2.3895	33.04	RMS	32.2	-17.6	47.64	54	-6.36	-	-	99	356	V
2	* 2.38966	47.68	Pk	32.2	-17.6	62.28	-	-	74	-11.72	99	356	V
1	* 2.38999	46.05	Pk	32.2	-17.6	60.65	-	-	74	-13.35	99	356	V
3	* 2.38999	32.79	RMS	32.2	-17.6	47.39	54	-6.61	-	-	99	356	V

* - indicates frequency in CFR47 Pt 15 / IC RSS-Restricted Band

Pk - Peak detector
RMS - RMS detection

UL VERIFICATION SERVICES INC.
47173 Benicia Street, Fremont, CA 94538; USA TEL:(510) 319-4000 FAX:(510) 661-0888
This report shall not be reproduced except in full, without the written approval of UL Verification Services Inc.

BANDEDGE (HIGH CHANNEL, CH 9)

HORIZONTAL RESULT

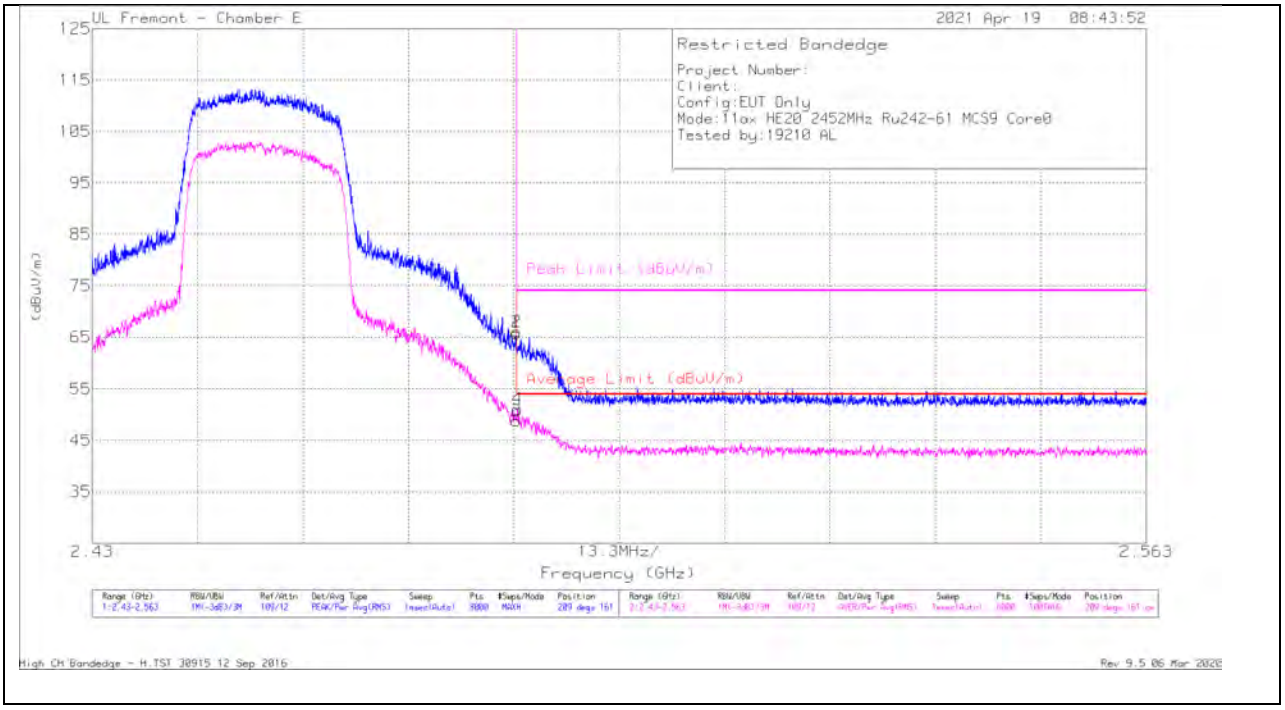

Marker	Frequency (GHz)	Meter Reading (dBuV)	Det	AF PRE0078107 (dB/m)	Amp/Cbl/Fltr/Pad (dB)	Corrected Reading (dBuV/m)	Average Limit (dBuV/m)	Margin (dB)	Peak Limit (dBuV/m)	PK Margin (dB)	Azimuth (Degs)	Height (cm)	Polarity
1	* 2.48351	50.84	Pk	32.6	-17.7	65.74	-	-	74	-8.26	209	161	H
2	* 2.48352	51.15	Pk	32.6	-17.7	66.05	-	-	74	-7.95	209	161	H
3	* 2.48351	33.89	RMS	32.6	-17.7	48.79	54	-5.21	-	-	209	161	H
4	* 2.48366	36.16	RMS	32.6	-17.7	51.06	54	-2.94	-	-	209	161	H

* - indicates frequency in CFR47 Pt 15 / IC RSS-Restricted Band

Pk - Peak detector
RMS - RMS detection

UL VERIFICATION SERVICES INC.
47173 Benicia Street, Fremont, CA 94538; USA TEL:(510) 319-4000 FAX:(510) 661-0888
This report shall not be reproduced except in full, without the written approval of UL Verification Services Inc.

VERTICAL RESULT

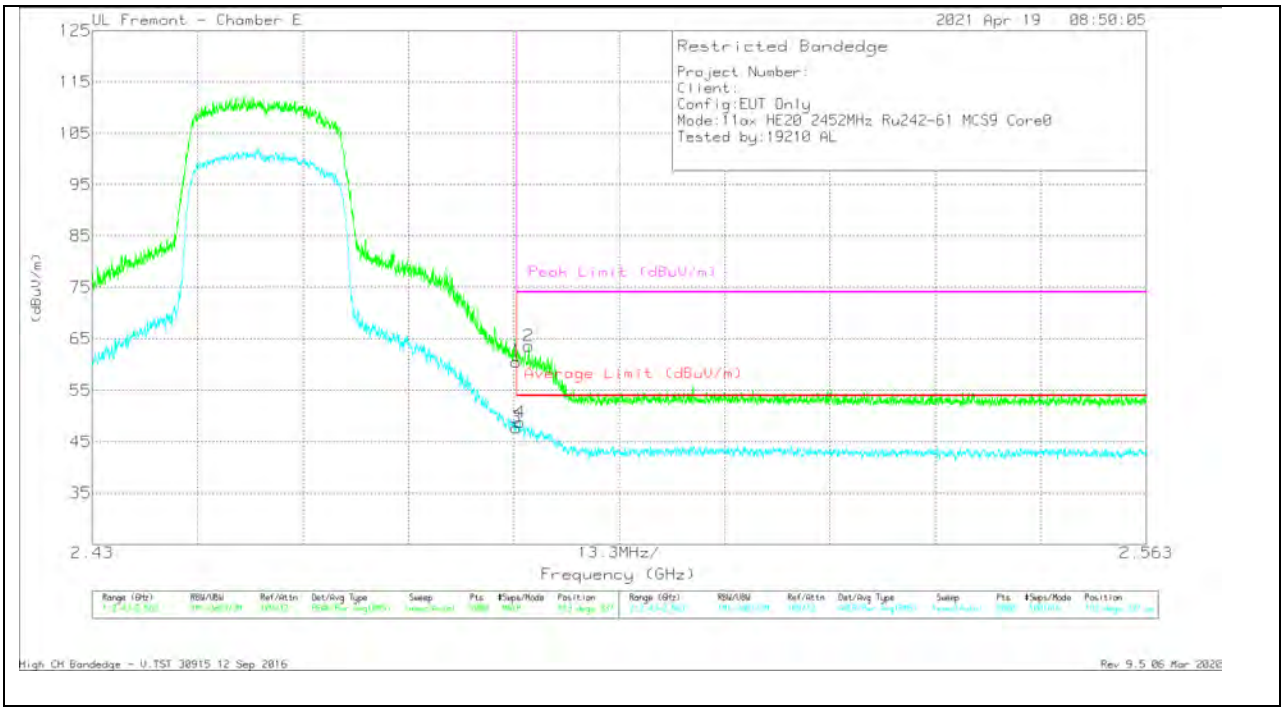

Marker	Frequency (GHz)	Meter Reading (dBuV)	Det	AF PRE0078107 (dB/m)	Amp/Cbl/Fltr/ Pad (dB)	Corrected Reading (dBuV/m)	Average Limit (dBuV/m)	Margin (dB)	Peak Limit (dBuV/m)	PK Margin (dB)	Azimuth (Degs)	Height (cm)	Polarity
1	* 2.48351	45.69	Pk	32.6	-17.7	60.59	-	-	74	-13.41	183	337	V
2	* 2.48509	48.68	Pk	32.6	-17.7	63.58	-	-	74	-10.42	183	337	V
3	* 2.48351	32.85	RMS	32.6	-17.7	47.75	54	-6.25	-	-	183	337	V
4	* 2.48397	33.89	RMS	32.6	-17.7	48.79	54	-5.21	-	-	183	337	V

* - indicates frequency in CFR47 Pt 15 / IC RSS-Restricted Band

Pk - Peak detector
RMS - RMS detection

UL VERIFICATION SERVICES INC.
47173 Benicia Street, Fremont, CA 94538; USA TEL:(510) 319-4000 FAX:(510) 661-0888
This report shall not be reproduced except in full, without the written approval of UL Verification Services Inc.

BANDEDGE (HIGH CHANNEL, CH 10)

HORIZONTAL RESULT

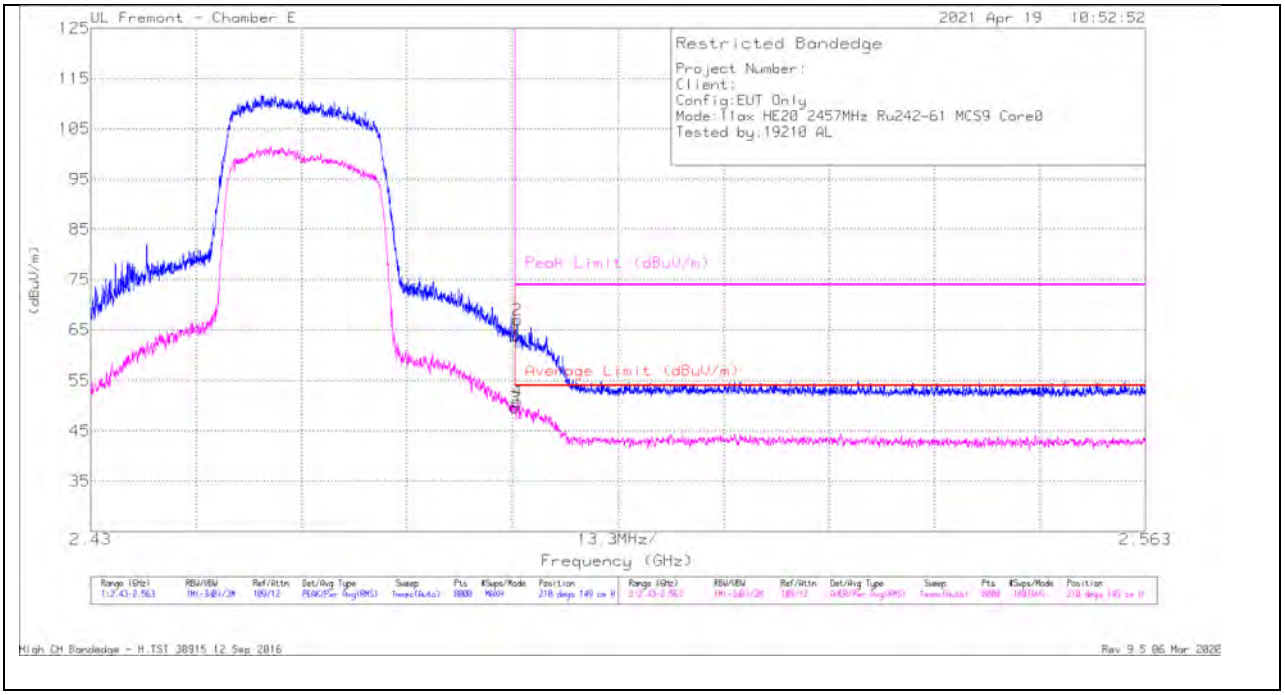

Marker	Frequency (GHz)	Meter Reading (dBuV)	Det	AF PRE0078107 (dB/m)	Amp/Cbl/Fltr/Pad (dB)	Corrected Reading (dBuV/m)	Average Limit (dBuV/m)	Margin (dB)	Peak Limit (dBuV/m)	PK Margin (dB)	Azimuth (Degs)	Height (cm)	Polarity
1	* 2.48351	49.13	Pk	32.6	-17.7	64.03	-	-	74	-9.97	210	149	H
3	* 2.48351	34.74	RMS	32.6	-17.7	49.64	54	-4.36	-	-	210	149	H
2	* 2.48379	52.02	Pk	32.6	-17.7	66.92	-	-	74	-7.08	210	149	H
4	* 2.48382	35.92	RMS	32.6	-17.7	50.82	54	-3.18	-	-	210	149	H

* - indicates frequency in CFR47 Pt 15 / IC RSS-Restricted Band

Pk - Peak detector
RMS - RMS detection

UL VERIFICATION SERVICES INC.
47173 Benicia Street, Fremont, CA 94538; USA TEL:(510) 319-4000 FAX:(510) 661-0888
This report shall not be reproduced except in full, without the written approval of UL Verification Services Inc.

VERTICAL RESULT

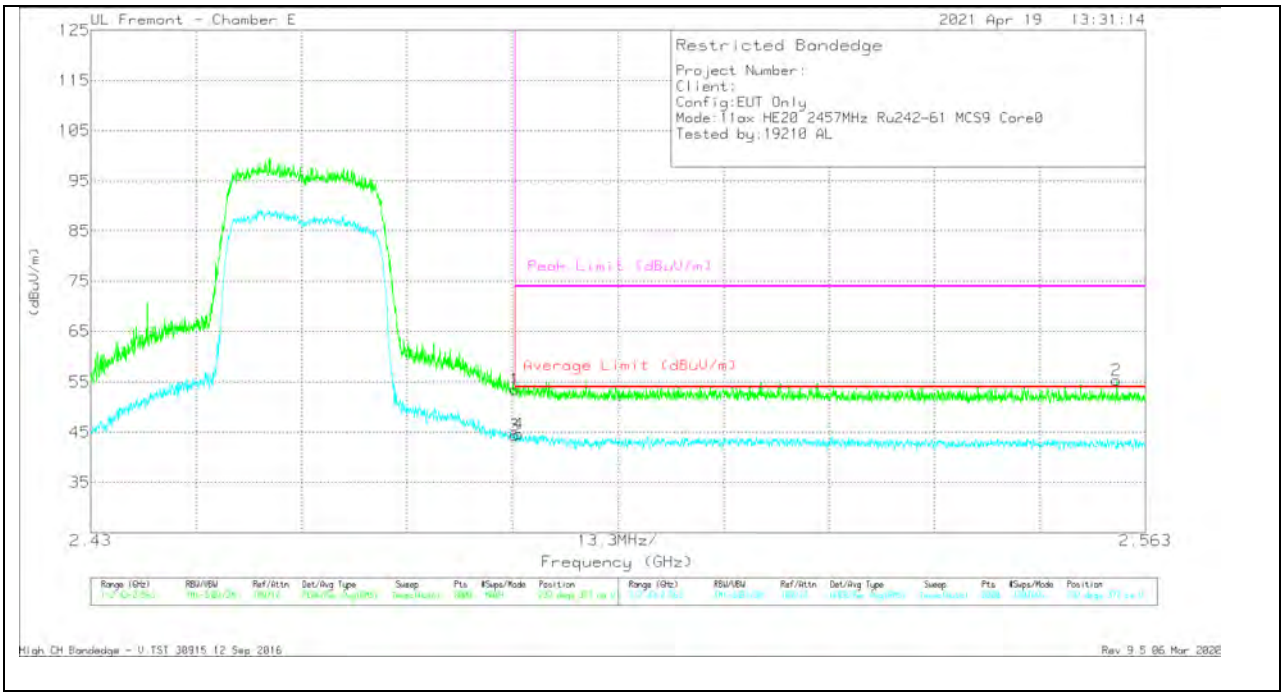

Marker	Frequency (GHz)	Meter Reading (dBuV)	Det	AF PRE0078107 (dB/m)	Amp/Cbl/Fltr/Pad (dB)	Corrected Reading (dBuV/m)	Average Limit (dBuV/m)	Margin (dB)	Peak Limit (dBuV/m)	PK Margin (dB)	Azimuth (Degs)	Height (cm)	Polarity
1	* 2.48351	38.61	Pk	32.6	-17.7	53.51	-	-	74	-20.49	232	377	V
3	* 2.48351	29.48	RMS	32.6	-17.7	44.38	54	-9.62	-	-	232	377	V
4	* 2.48399	29.7	RMS	32.6	-17.7	44.6	54	-9.4	-	-	232	377	V
2	2.55937	40.65	Pk	32.4	-17.7	55.35	-	-	74	-18.65	232	377	V

* - indicates frequency in CFR47 Pt 15 / IC RSS-Restricted Band

Pk - Peak detector
RMS - RMS detection

UL VERIFICATION SERVICES INC.
47173 Benicia Street, Fremont, CA 94538; USA TEL:(510) 319-4000 FAX:(510) 661-0888
This report shall not be reproduced except in full, without the written approval of UL Verification Services Inc.

BANDEDGE (HIGH CHANNEL, CH 11)

HORIZONTAL RESULT

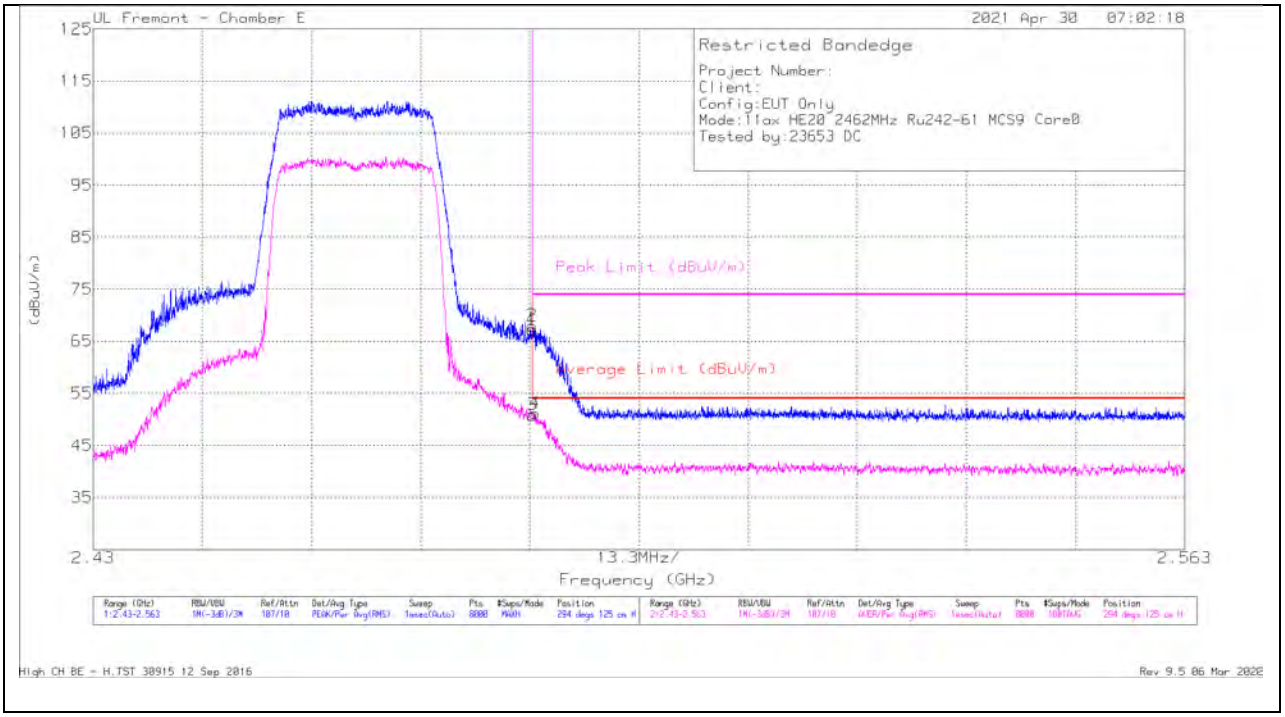

Marker	Frequency (GHz)	Meter Reading (dBuV)	Det	AF PRE0078107 (dB/m)	Amp/Cbl/Fltr/Pad (dB)	Corrected Reading (dBuV/m)	Average Limit (dBuV/m)	Margin (dB)	Peak Limit (dBuV/m)	PK Margin (dB)	Azimuth (Degs)	Height (cm)	Polarity
1	* 2.48351	60.07	Pk	32.6	-25.4	67.27	-	-	74	-6.73	294	125	H
3	* 2.48351	43.62	RMS	32.6	-25.4	50.82	54	-3.18	-	-	294	125	H
2	* 2.48352	60.73	Pk	32.6	-25.4	67.93	-	-	74	-6.07	294	125	H
4	* 2.48382	43.93	RMS	32.6	-25.4	51.13	54	-2.87	-	-	294	125	H

* - indicates frequency in CFR47 Pt 15 / IC RSS-Restricted Band

Pk - Peak detector
RMS - RMS detection

UL VERIFICATION SERVICES INC.
47173 Benicia Street, Fremont, CA 94538; USA TEL:(510) 319-4000 FAX:(510) 661-0888
This report shall not be reproduced except in full, without the written approval of UL Verification Services Inc.

VERTICAL RESULT

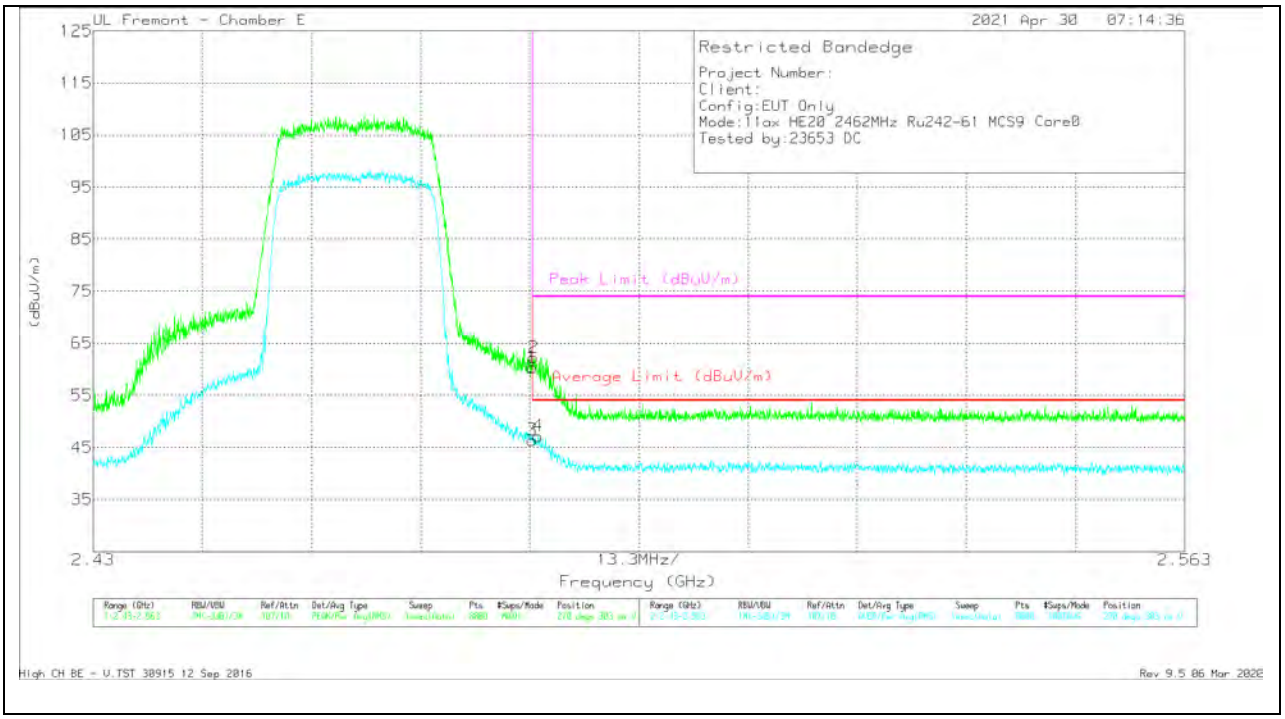

5	Frequency (GHz)	Meter Reading (dBuV)	Det	AF PRE0078107 (dB/m)	Amp/Cbl/Fltr/ Pad (dB)	Corrected Reading (dBuV/m)	Average Limit (dBuV/m)	Margin (dB)	Peak Limit (dBuV/m)	PK Margin (dB)	Azimuth (Degs)	Height (cm)	Polarity
1	* 2.48351	53.1	Pk	32.6	-25.4	60.3	-	-	74	-13.7	270	303	V
2	* 2.48366	55.04	Pk	32.6	-25.4	62.24	-	-	74	-11.76	270	303	V
3	* 2.48351	39.19	RMS	32.6	-25.4	46.39	54	-7.61	-	-	270	303	V
4	* 2.48424	39.99	RMS	32.6	-25.4	47.19	54	-6.81	-	-	270	303	V

* - indicates frequency in CFR47 Pt 15 / IC RSS-Restricted Band

Pk - Peak detector
RMS - RMS detection

UL VERIFICATION SERVICES INC.
47173 Benicia Street, Fremont, CA 94538; USA TEL:(510) 319-4000 FAX:(510) 661-0888
This report shall not be reproduced except in full, without the written approval of UL Verification Services Inc.

BANDEDGE (HIGH CHANNEL, CH 12)

HORIZONTAL RESULT

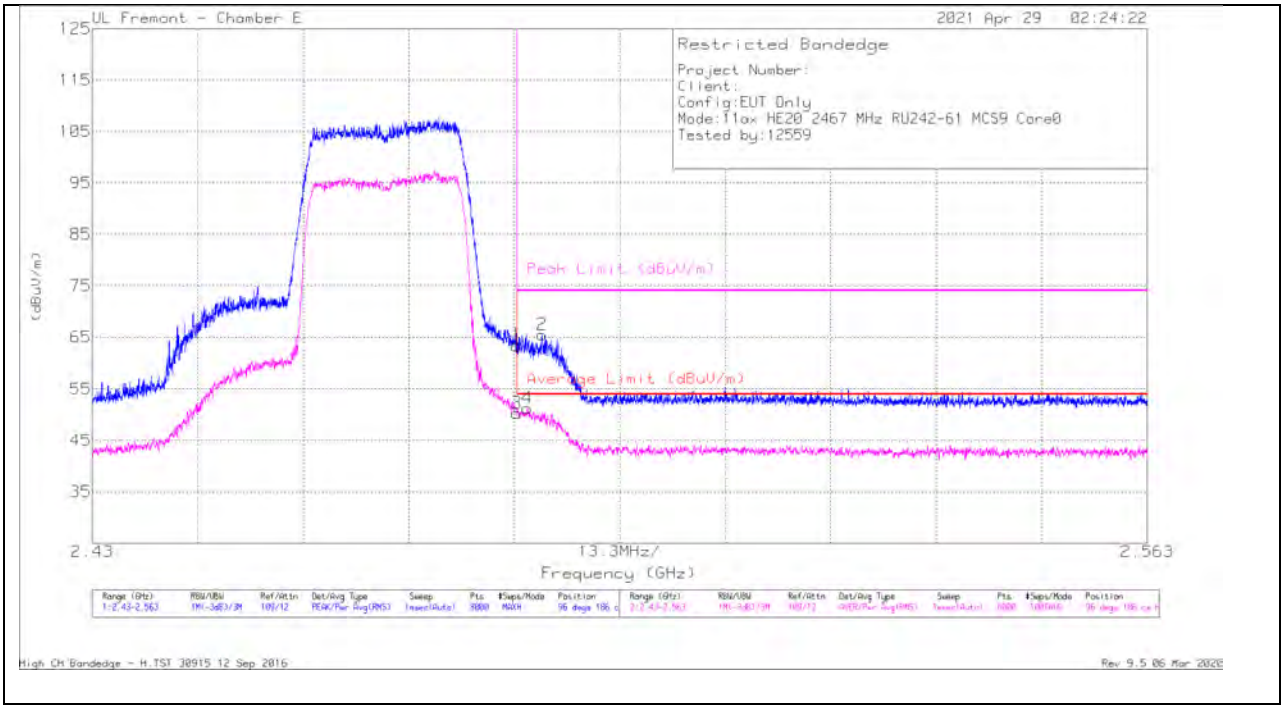

Marker	Frequency (GHz)	Meter Reading (dBuV)	Det	AF PRE0078107 (dB/m)	Amp/Cbl/Fltr/Pad (dB)	Corrected Reading (dBuV/m)	Average Limit (dBuV/m)	Margin (dB)	Peak Limit (dBuV/m)	PK Margin (dB)	Azimuth (Degs)	Height (cm)	Polarity
1	* 2.48351	48.5	Pk	32.6	-17.7	63.4	-	-	74	-10.6	96	186	H
2	* 2.48671	50.59	Pk	32.6	-17.7	65.49	-	-	74	-8.51	96	186	H
3	* 2.48351	35.41	RMS	32.6	-17.7	50.31	54	-3.69	-	-	96	186	H
4	* 2.48485	36.38	RMS	32.6	-17.7	51.28	54	-2.72	-	-	96	186	H

* - indicates frequency in CFR47 Pt 15 / IC RSS-Restricted Band

Pk - Peak detector
RMS - RMS detection

UL VERIFICATION SERVICES INC.
47173 Benicia Street, Fremont, CA 94538; USA TEL:(510) 319-4000 FAX:(510) 661-0888
This report shall not be reproduced except in full, without the written approval of UL Verification Services Inc.

VERTICAL RESULT

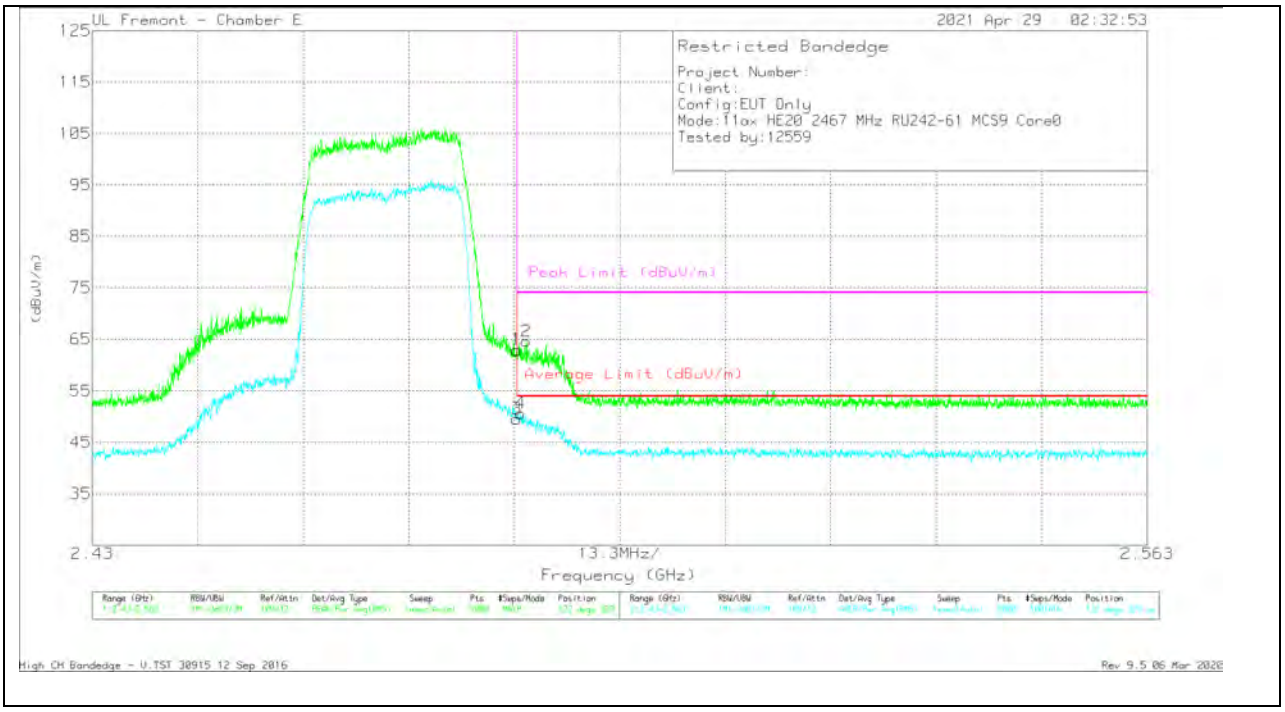

Marker	Frequency (GHz)	Meter Reading (dBuV)	Det	AF PRE0078107 (dB/m)	Amp/Cbl/ Fltr/Pad (dB)	Corrected Reading (dBuV/m)	Average Limit (dBuV/m)	Margin (dB)	Peak Limit (dBuV/m)	PK Margin (dB)	Azimuth (Degs)	Height (cm)	Polarity
1	* 2.48351	48.02	Pk	32.6	-17.7	62.92	-	-	74	-11.08	122	329	V
2	* 2.48475	49.66	Pk	32.6	-17.7	64.56	-	-	74	-9.44	122	329	V
3	* 2.48351	34.68	RMS	32.6	-17.7	49.58	54	-4.42	-	-	122	329	V
4	* 2.48399	35.76	RMS	32.6	-17.7	50.66	54	-3.34	-	-	122	329	V

* - indicates frequency in CFR47 Pt 15 / IC RSS-Restricted Band

Pk - Peak detector
RMS - RMS detection

UL VERIFICATION SERVICES INC.
47173 Benicia Street, Fremont, CA 94538; USA TEL:(510) 319-4000 FAX:(510) 661-0888
This report shall not be reproduced except in full, without the written approval of UL Verification Services Inc.

BANDEDGE (HIGH CHANNEL, CH 13)

HORIZONTAL RESULT

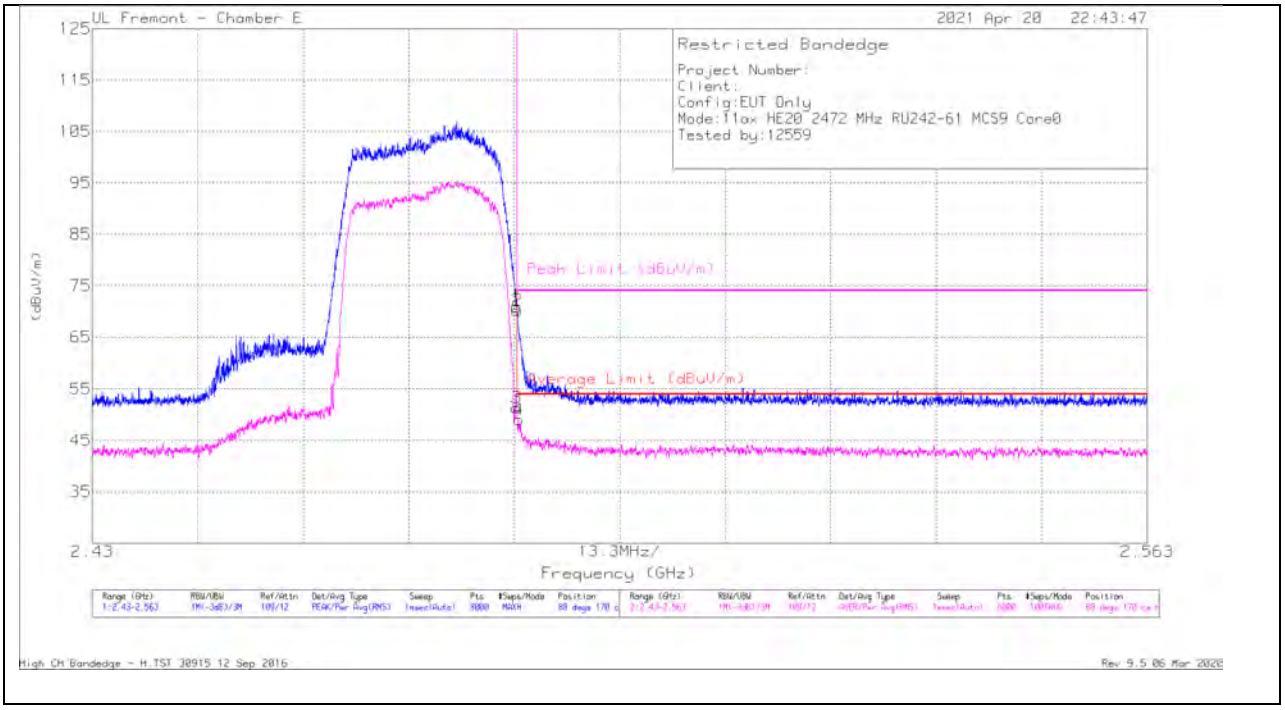

Marker	Frequency (GHz)	Meter Reading (dBuV)	Det	AF PRE0078107 (dB/m)	Amp/Cbl/ Fltr/Pad (dB)	Corrected Reading (dBuV/m)	Average Limit (dBuV/m)	Margin (dB)	Peak Limit (dBuV/m)	PK Margin (dB)	Azimuth (Degs)	Height (cm)	Polarity
1	* 2.48351	55.95	Pk	32.6	-17.7	70.85	-	-	74	-3.15	88	170	H
2	* 2.48357	55.29	Pk	32.6	-17.7	70.19	-	-	74	-3.81	88	170	H
3	* 2.48351	36.46	RMS	32.6	-17.7	51.36	54	-2.64	-	-	88	170	H
4	* 2.48377	34.13	RMS	32.6	-17.7	49.03	54	-4.97	-	-	88	170	H

* - indicates frequency in CFR47 Pt 15 / IC RSS-Restricted Band

Pk - Peak detector
RMS - RMS detection

UL VERIFICATION SERVICES INC.
47173 Benicia Street, Fremont, CA 94538; USA TEL:(510) 319-4000 FAX:(510) 661-0888
This report shall not be reproduced except in full, without the written approval of UL Verification Services Inc.

VERTICAL RESULT

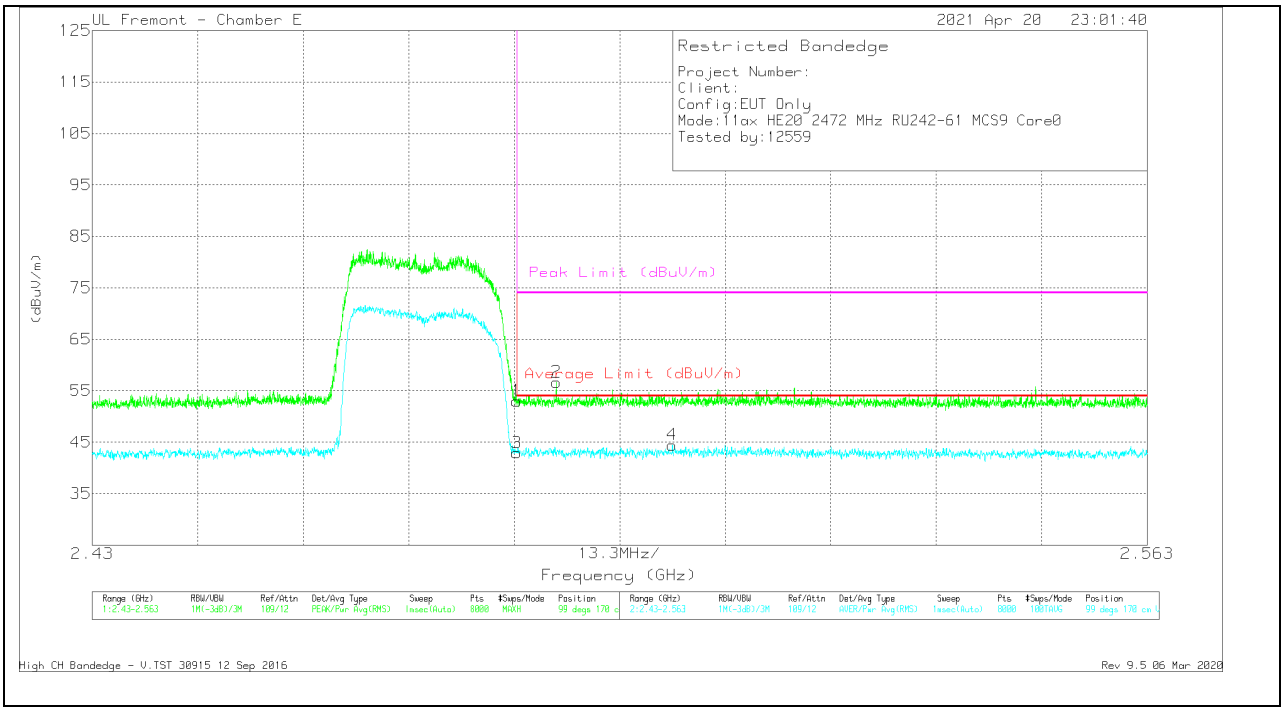

Marker	Frequency(GHz)	MeterReading(dBuV)	Det	AF PRE0078107 (dB/m)	Amp/Cbl/Fltr/Pad (dB)	CorrectedReading(dBuV/m)	Average Limit (dBuV/m)	Margin(dB)	Peak Limit (dBuV/m)	PK Margin(dB)	Azimuth (Degs)	Height(cm)	Polarity
1	* 2.48351	38.09	Pk	32.6	-17.7	52.99	-	-	74	-21.01	99	170	V
2	* 2.48851	41.79	Pk	32.7	-17.8	56.69	-	-	74	-17.31	99	170	V
3	* 2.48351	28.05	RMS	32.6	-17.7	42.95	54	-11.05	-	-	99	170	V
4	2.50313	29.47	RMS	32.7	-17.7	44.47	54	-9.53	-	-	99	170	V

* - indicates frequency in CFR47 Pt 15 / IC RSS-Restricted Band

Pk - Peak detector
RMS - RMS detection

UL VERIFICATION SERVICES INC.
47173 Benicia Street, Fremont, CA 94538; USA TEL:(510) 319-4000 FAX:(510) 661-0888
This report shall not be reproduced except in full, without the written approval of UL Verification Services Inc.

1TX ANT 3 MODE: 26-Tones, RU Index 0

BANDEDGE (LOW CHANNEL, CH 1)

HORIZONTAL RESULT

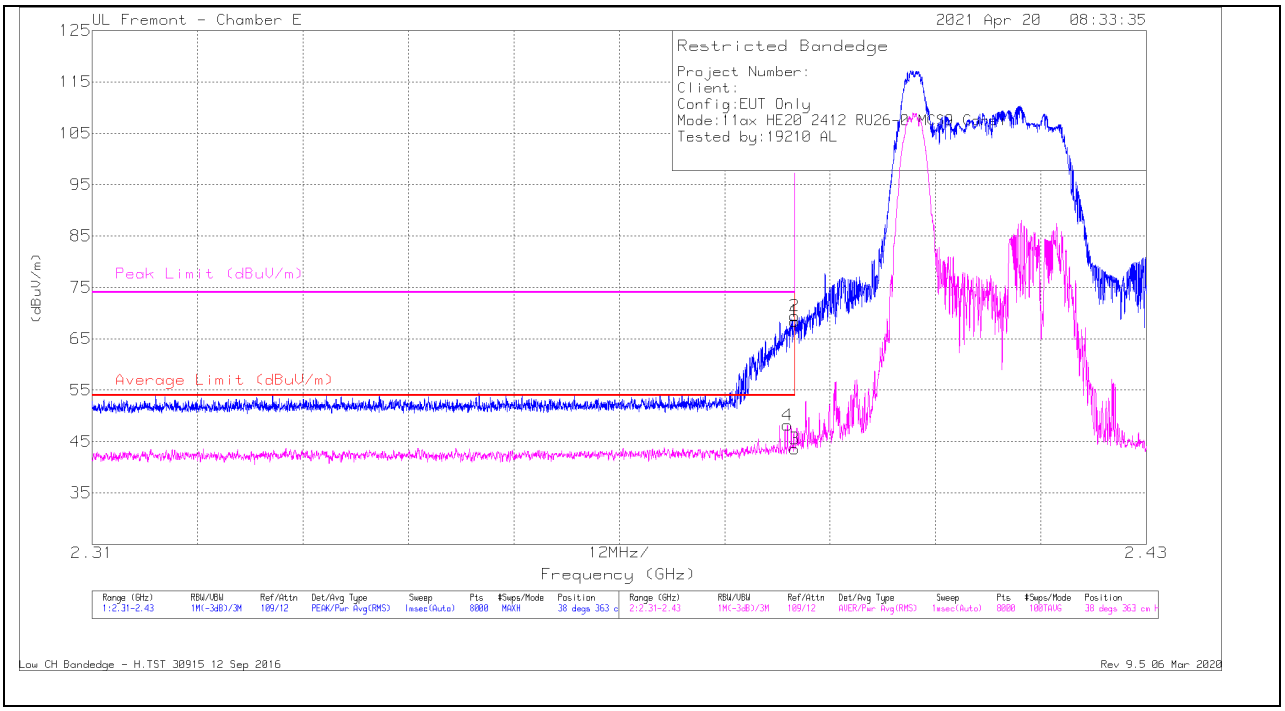

Marker	Frequency(GHz)	Meter Reading (dBuV)	Det	AF PRE0078107 (dB/m)	Amp/Cbl/Fltr/Pad (dB)	Corrected Reading (dBuV/m)	Average Limit (dBuV/m)	Margin (dB)	Peak Limit (dBuV/m)	PK Margin (dB)	Azimuth (Degs)	Height (cm)	Polarity
1	* 2.38999	53.8	Pk	32.2	-17.6	68.4	-	-	74	-5.6	38	363	H
2	* 2.38998	54.86	Pk	32.2	-17.6	69.46	-	-	74	-4.54	38	363	H
3	* 2.38999	28.98	RMS	32.2	-17.6	43.58	54	-10.42	-	-	38	363	H
4	* 2.38915	33.58	RMS	32.2	-17.6	48.18	54	-5.82	-	-	38	363	H

* - indicates frequency in CFR47 Pt 15 / IC RSS-Restricted Band

Pk - Peak detector
RMS - RMS detection

UL VERIFICATION SERVICES INC.
47173 Benicia Street, Fremont, CA 94538; USA TEL:(510) 319-4000 FAX:(510) 661-0888
This report shall not be reproduced except in full, without the written approval of UL Verification Services Inc.

VERTICAL RESULT

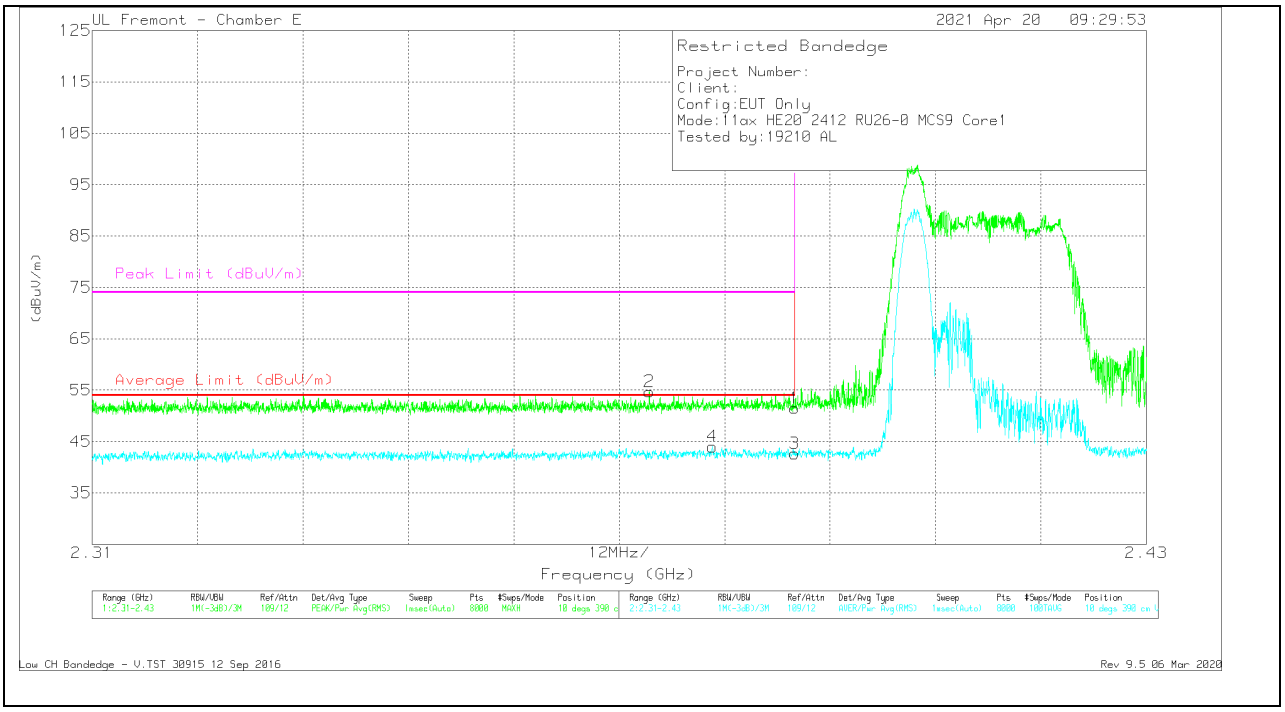

Marker	Frequency (GHz)	Meter Reading (dBuV)	Det	AF PRE0078107 (dB/m)	Amp/Cbl/Fltr/Pad (dB)	Corrected Reading (dBuV/m)	Average Limit (dBuV/m)	Margin (dB)	Peak Limit (dBuV/m)	PK Margin (dB)	Azimuth (Degs)	Height (cm)	Polarity
2	* 2.37343	40.3	Pk	32.1	-17.7	54.7	-	-	74	-19.3	10	390	V
4	* 2.38061	29.4	RMS	32.2	-17.6	44	54	-10	-	-	10	390	V
1	* 2.38999	36.91	Pk	32.2	-17.6	51.51	-	-	74	-22.49	10	390	V
3	* 2.38999	28.07	RMS	32.2	-17.6	42.67	54	-11.33	-	-	10	390	V

* - indicates frequency in CFR47 Pt 15 / IC RSS-Restricted Band

Pk - Peak detector
RMS - RMS detection

UL VERIFICATION SERVICES INC.
47173 Benicia Street, Fremont, CA 94538; USA TEL:(510) 319-4000 FAX:(510) 661-0888
This report shall not be reproduced except in full, without the written approval of UL Verification Services Inc.

BANDEDGE (LOW CHANNEL, CH 2)

HORIZONTAL RESULT

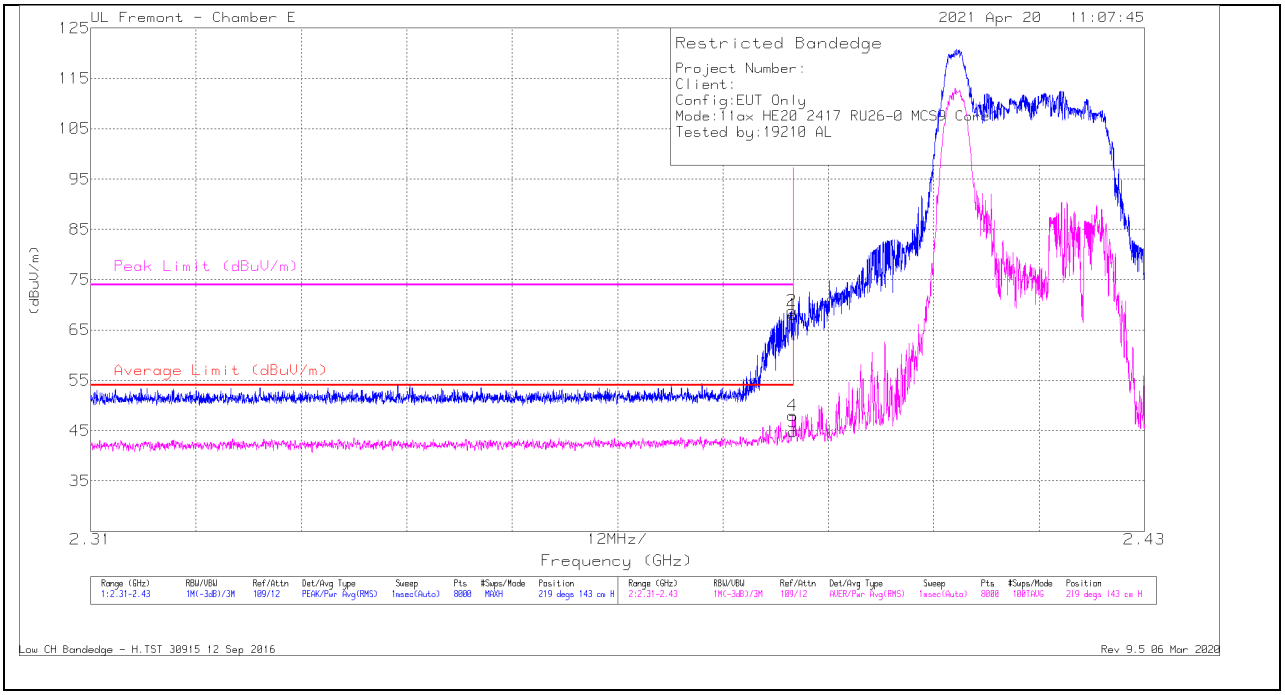

Marker	Frequency (GHz)	Meter Reading (dBuV)	Det	AF PRE0078107 (dB/m)	Amp/Cbl/Fltr/ Pad (dB)	Corrected Reading (dBuV/m)	Average Limit (dBuV/m)	Margin (dB)	Peak Limit (dBuV/m)	PK Margin (dB)	Azimuth (Degs)	Height (cm)	Polarity
1	* 2.38999	53.46	Pk	32.2	-17.6	68.06	-	-	74	-5.94	219	143	H
2	* 2.38983	54.17	Pk	32.2	-17.6	68.77	-	-	74	-5.23	219	143	H
3	* 2.38999	30.16	RMS	32.2	-17.6	44.76	54	-9.24	-	-	219	143	H
4	* 2.38992	33.43	RMS	32.2	-17.6	48.03	54	-5.97	-	-	219	143	H

* - indicates frequency in CFR47 Pt 15 / IC RSS-Restricted Band

Pk - Peak detector
RMS - RMS detection

UL VERIFICATION SERVICES INC.
47173 Benicia Street, Fremont, CA 94538; USA TEL:(510) 319-4000 FAX:(510) 661-0888
This report shall not be reproduced except in full, without the written approval of UL Verification Services Inc.

VERTICAL RESULT

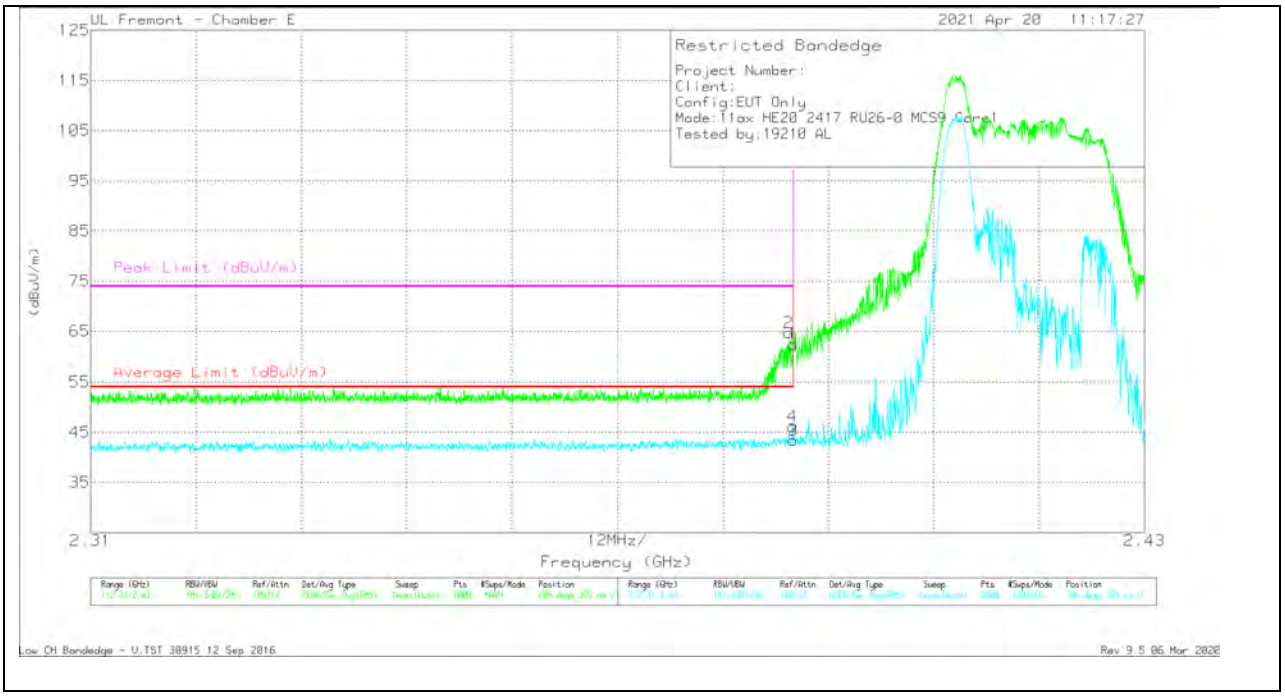

Marker	Frequency (GHz)	Meter Reading (dBuV)	Det	AF PRE0078107 (dB/m)	Amp/Cbl/Fltr/ Pad (dB)	Corrected Reading (dBuV/m)	Average Limit (dBuV/m)	Margin (dB)	Peak Limit (dBuV/m)	PK Margin (dB)	Azimuth (Degs)	Height (cm)	Polarity
1	* 2.38999	47.83	Pk	32.2	-17.6	62.43	-	-	74	-11.57	206	399	V
2	* 2.3895	50.06	Pk	32.2	-17.6	64.66	-	-	74	-9.34	206	399	V
3	* 2.38999	28.81	RMS	32.2	-17.6	43.41	54	-10.59	-	-	206	399	V
4	* 2.38995	31.52	RMS	32.2	-17.6	46.12	54	-7.88	-	-	206	399	V

* - indicates frequency in CFR47 Pt 15 / IC RSS-Restricted Band

Pk - Peak detector
RMS - RMS detection

UL VERIFICATION SERVICES INC.
47173 Benicia Street, Fremont, CA 94538; USA TEL:(510) 319-4000 FAX:(510) 661-0888
This report shall not be reproduced except in full, without the written approval of UL Verification Services Inc.

BANDEDGE (LOW CHANNEL, CH 3)

HORIZONTAL RESULT

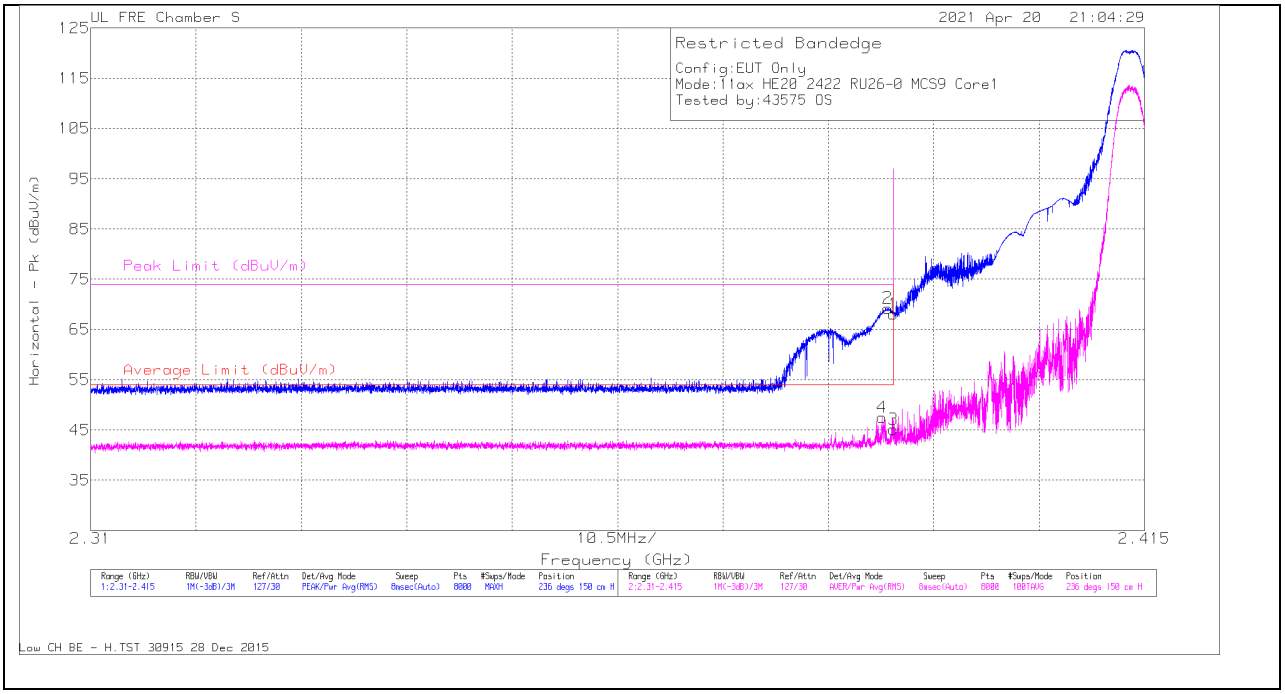

Marker	Frequency (GHz)	Meter Reading (dBuV)	Det	AF PRE0213833 (dB/m)	Amp/Cbl/Fltr/Pad (dB)	Corrected Reading (dBuV/m)	Average Limit (dBuV/m)	Margin (dB)	Peak Limit (dBuV/m)	PK Margin (dB)	Azimuth (Degs)	Height (cm)	Polarity
4	2.38883	50.28	RMS	32.3	-35.1	47.48	54	-6.52	-	-	236	150	H
2	2.38942	72.06	Pk	32.3	-35.1	69.26	-	-	74	-4.74	236	150	H
1	2.39	70.93	Pk	32.3	-35.1	68.13	-	-	74	-5.87	236	150	H
3	2.39	47.98	RMS	32.3	-35.1	45.18	54	-8.82	-	-	236	150	H

* - indicates frequency in CFR47 Pt 15 / IC RSS-Restricted Band

Pk - Peak detector
RMS - RMS detection

UL VERIFICATION SERVICES INC.
47173 Benicia Street, Fremont, CA 94538; USA TEL:(510) 319-4000 FAX:(510) 661-0888
This report shall not be reproduced except in full, without the written approval of UL Verification Services Inc.

VERTICAL RESULT

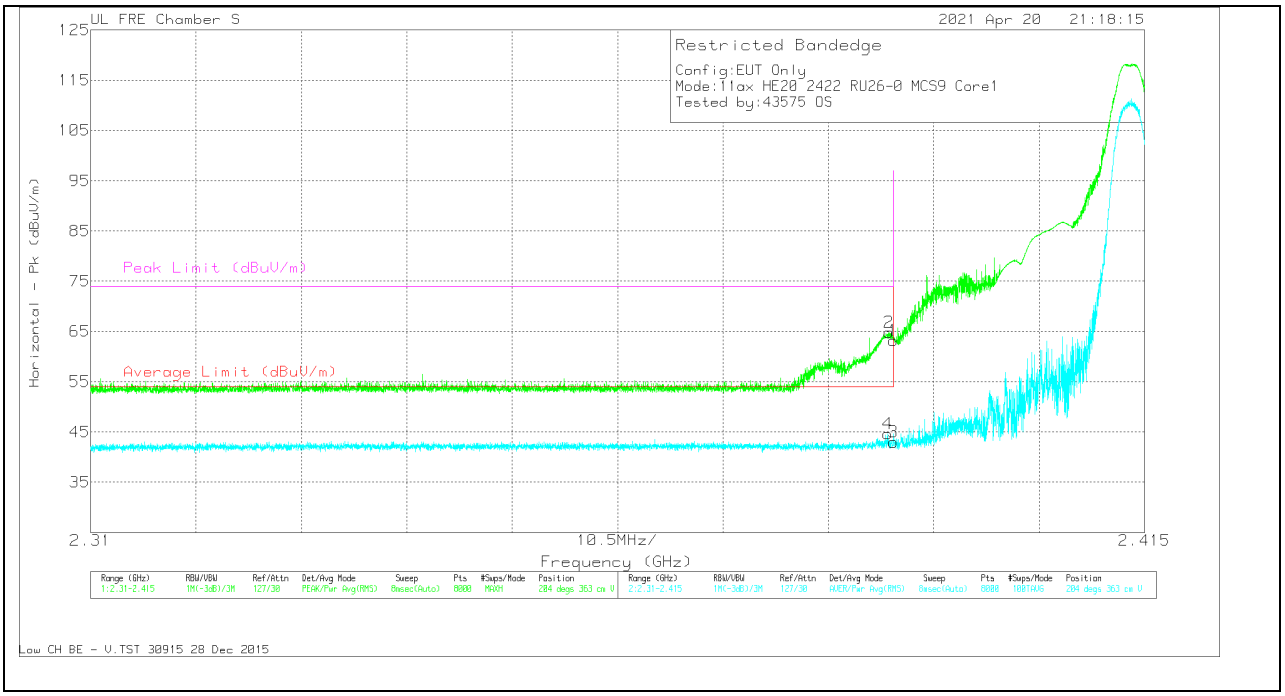

Marker	Frequency (GHz)	Meter Reading (dBuV)	Det	AF PRE0213833 (dB/m)	Amp/Cbl/Flt r/Pad (dB)	Corrected Reading (dBuV/m)	Average Limit (dBuV/m)	Margin (dB)	Peak Limit (dBuV/m)	PK Margin (dB)	Azimuth (Degs)	Height (cm)	Polarity
4	2.38941	47.41	RMS	32.3	-35.1	44.61	54	-9.39	-	-	204	363	V
2	2.38955	67.63	Pk	32.3	-35.1	64.83	-	-	74	-9.17	204	363	V
1	2.39	66.05	Pk	32.3	-35.1	63.25	-	-	74	-10.75	204	363	V
3	2.39	45.77	RMS	32.3	-35.1	42.97	54	-11.03	-	-	204	363	V

* - indicates frequency in CFR47 Pt 15 / IC RSS-Restricted Band

Pk - Peak detector
RMS - RMS detection

UL VERIFICATION SERVICES INC.
47173 Benicia Street, Fremont, CA 94538; USA TEL:(510) 319-4000 FAX:(510) 661-0888
This report shall not be reproduced except in full, without the written approval of UL Verification Services Inc.

BANDEDGE (HIGH CHANNEL, CH 9)

HORIZONTAL RESULT

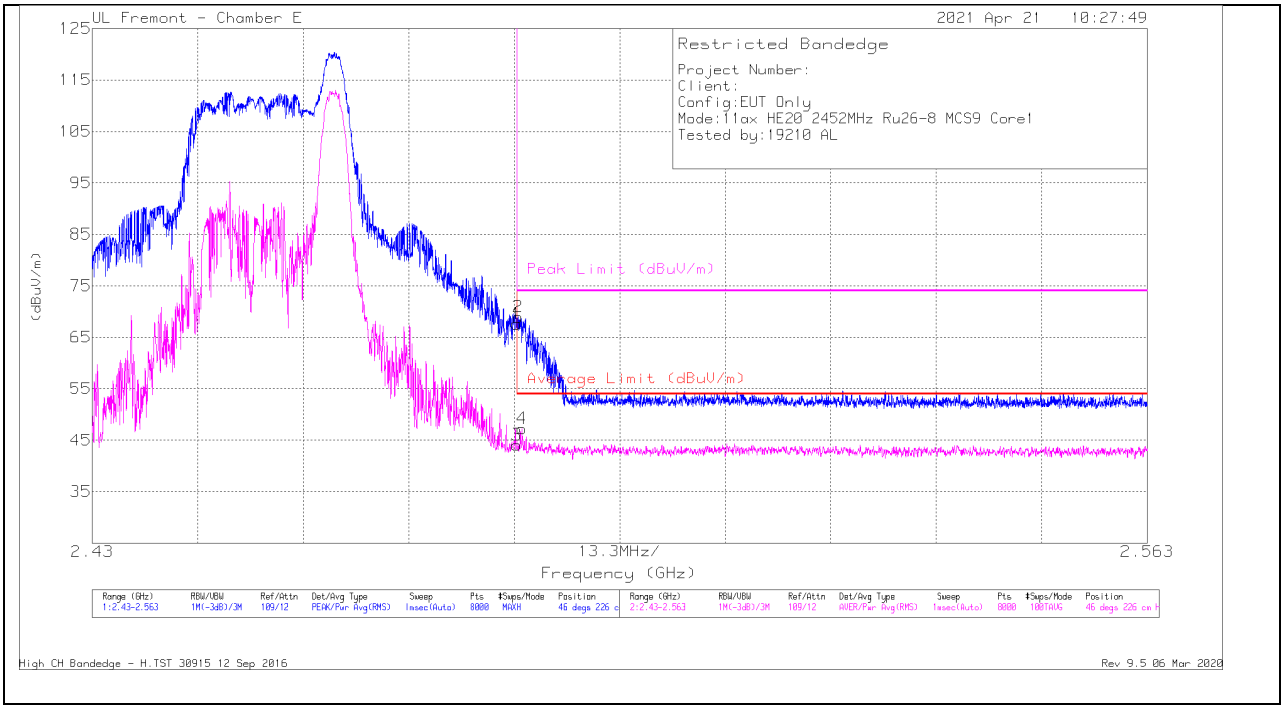

Marker	Frequency (GHz)	Meter Reading (dBuV)	Det	AF PRE0078107 (dB/m)	Amp/Cbl/Fltr/Pad (dB)	Corrected Reading (dBuV/m)	Average Limit (dBuV/m)	Margin (dB)	Peak Limit (dBuV/m)	PK Margin (dB)	Azimuth (Degs)	Height (cm)	Polarity
1	* 2.48351	52.71	Pk	32.6	-17.7	67.61	-	-	74	-6.39	46	226	H
3	* 2.48351	29.17	RMS	32.6	-17.7	44.07	54	-9.93	-	-	46	226	H
2	* 2.48367	54.05	Pk	32.6	-17.7	68.95	-	-	74	-5.05	46	226	H
4	* 2.48417	32.34	RMS	32.6	-17.7	47.24	54	-6.76	-	-	46	226	H

* - indicates frequency in CFR47 Pt 15 / IC RSS-Restricted Band

Pk - Peak detector
RMS - RMS detection

UL VERIFICATION SERVICES INC.
47173 Benicia Street, Fremont, CA 94538; USA TEL:(510) 319-4000 FAX:(510) 661-0888
This report shall not be reproduced except in full, without the written approval of UL Verification Services Inc.

VERTICAL RESULT

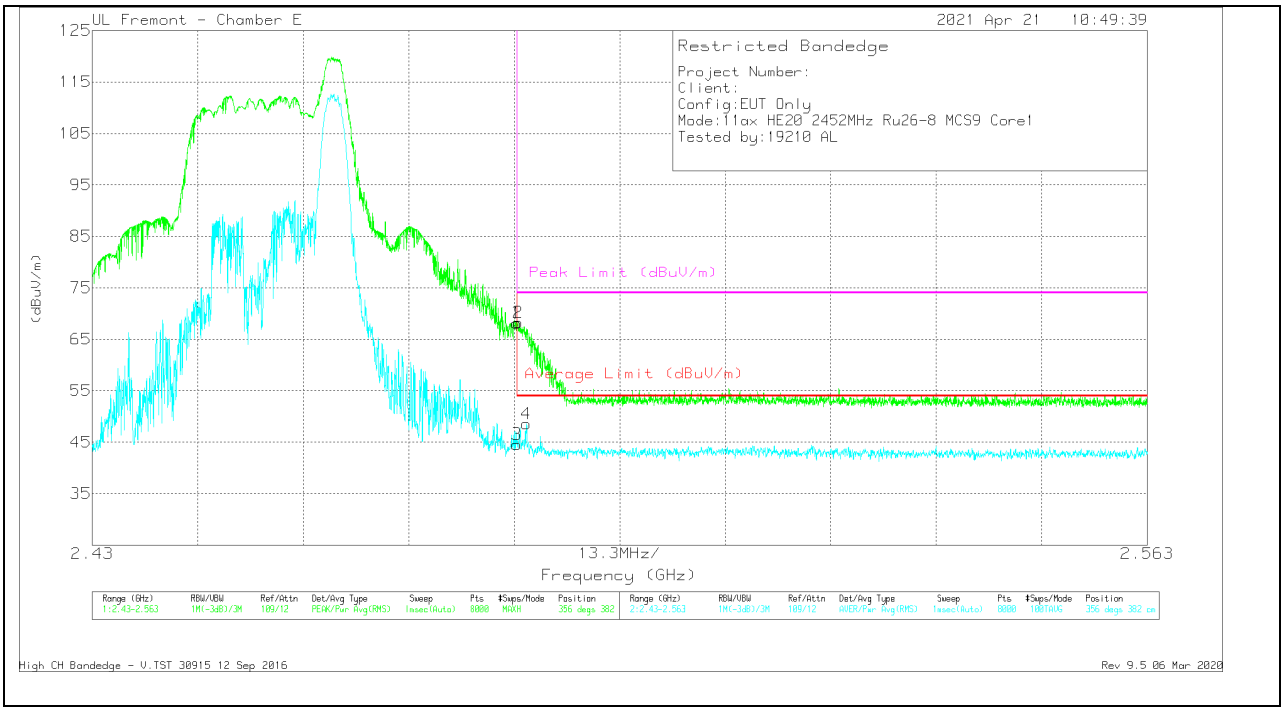

Marker	Frequency (GHz)	Meter Reading (dBuV)	Det	AF PRE0078107 (dB/m)	Amp/Cbl/Fltr/Pad (dB)	Corrected Reading (dBuV/m)	Average Limit (dBuV/m)	Margin (dB)	Peak Limit (dBuV/m)	PK Margin (dB)	Azimuth (Degs)	Height (cm)	Polarity
1	* 2.48351	53.22	Pk	32.6	-17.7	68.12	-	-	74	-5.88	356	382	V
3	* 2.48351	29.66	RMS	32.6	-17.7	44.56	54	-9.44	-	-	356	382	V
2	* 2.48369	53.33	Pk	32.6	-17.7	68.23	-	-	74	-5.77	356	382	V
4	* 2.48475	33.67	RMS	32.6	-17.7	48.57	54	-5.43	-	-	356	382	V

* - indicates frequency in CFR47 Pt 15 / IC RSS-Restricted Band

Pk - Peak detector
RMS - RMS detection

UL VERIFICATION SERVICES INC.
47173 Benicia Street, Fremont, CA 94538; USA TEL:(510) 319-4000 FAX:(510) 661-0888
This report shall not be reproduced except in full, without the written approval of UL Verification Services Inc.

BANDEDGE (HIGH CHANNEL, CH 10)

HORIZONTAL RESULT

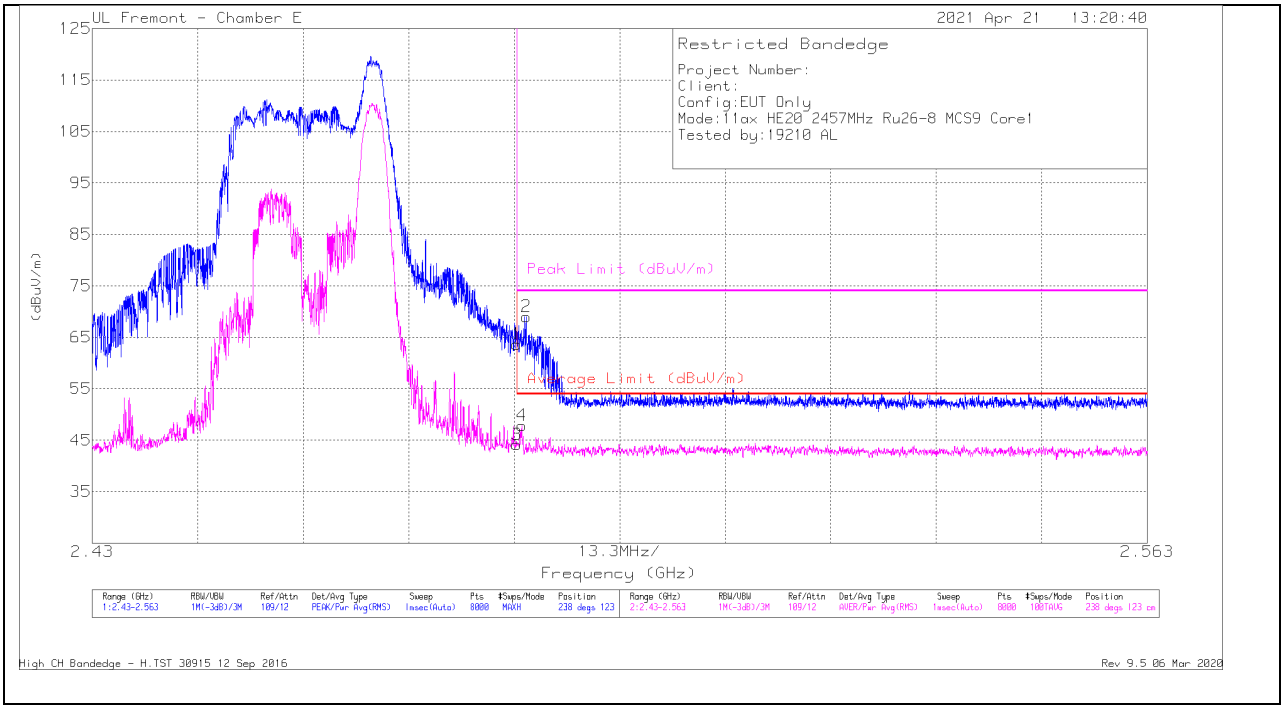

Marker	Frequency (GHz)	Meter Reading (dBuV)	Det	AF PRE0078107 (dB/m)	Amp/Cbl/Fltr/ Pad (dB)	Corrected Reading (dBuV/m)	Average Limit (dBuV/m)	Margin (dB)	Peak Limit (dBuV/m)	PK Margin (dB)	Azimuth (Degs)	Height (cm)	Polarity
1	* 2.48351	48.77	Pk	32.6	-17.7	63.67	-	-	74	-10.33	238	123	H
3	* 2.48351	29.27	RMS	32.6	-17.7	44.17	54	-9.83	-	-	238	123	H
4	* 2.48415	32.97	RMS	32.6	-17.7	47.87	54	-6.13	-	-	238	123	H
2	* 2.4847	54.11	Pk	32.6	-17.7	69.01	-	-	74	-4.99	238	123	H

* - indicates frequency in CFR47 Pt 15 / IC RSS-Restricted Band

Pk - Peak detector
RMS - RMS detection

UL VERIFICATION SERVICES INC.
47173 Benicia Street, Fremont, CA 94538; USA TEL:(510) 319-4000 FAX:(510) 661-0888
This report shall not be reproduced except in full, without the written approval of UL Verification Services Inc.

VERTICAL RESULT

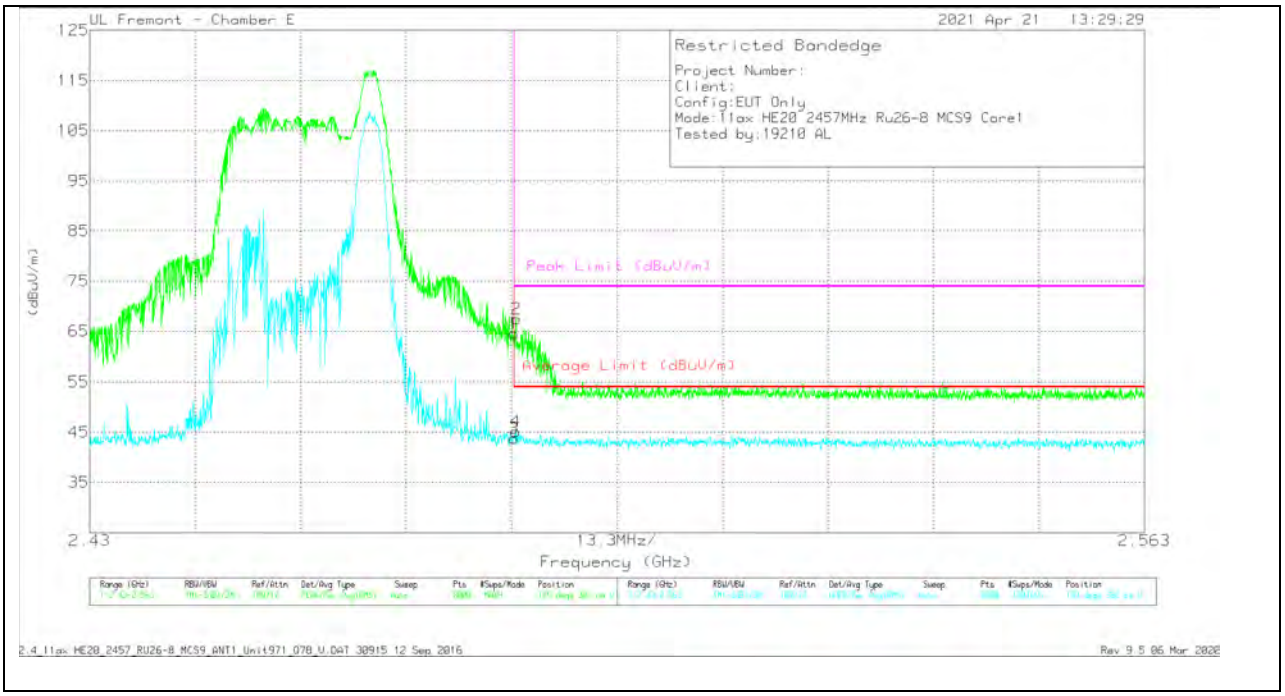

Marker	Frequency (GHz)	Meter Reading (dBuV)	Det	AF PRE0078107 (dB/m)	Amp/Cbl/Flt r/Pad (dB)	Corrected Reading (dBuV/m)	Average Limit (dBuV/m)	Margin (dB)	Peak Limit (dBuV/m)	PK Margin (dB)	Azimuth (Degs)	Height (cm)	Polarity
1	* 2.48351	49.64	Pk	32.6	-17.7	64.54	-	-	74	-9.46	189	382	V
3	* 2.48351	28.88	RMS	32.6	-17.7	43.78	54	-10.22	-	-	189	382	V
4	* 2.48376	30.19	RMS	32.6	-17.7	45.09	54	-8.91	-	-	189	382	V
2	* 2.48377	52.58	Pk	32.6	-17.7	67.48	-	-	74	-6.52	189	382	V

* - indicates frequency in CFR47 Pt 15 / IC RSS-Restricted Band

Pk - Peak detector
RMS - RMS detection

UL VERIFICATION SERVICES INC.
47173 Benicia Street, Fremont, CA 94538; USA TEL:(510) 319-4000 FAX:(510) 661-0888
This report shall not be reproduced except in full, without the written approval of UL Verification Services Inc.

BANDEDGE (HIGH CHANNEL, CH 11)

HORIZONTAL RESULT

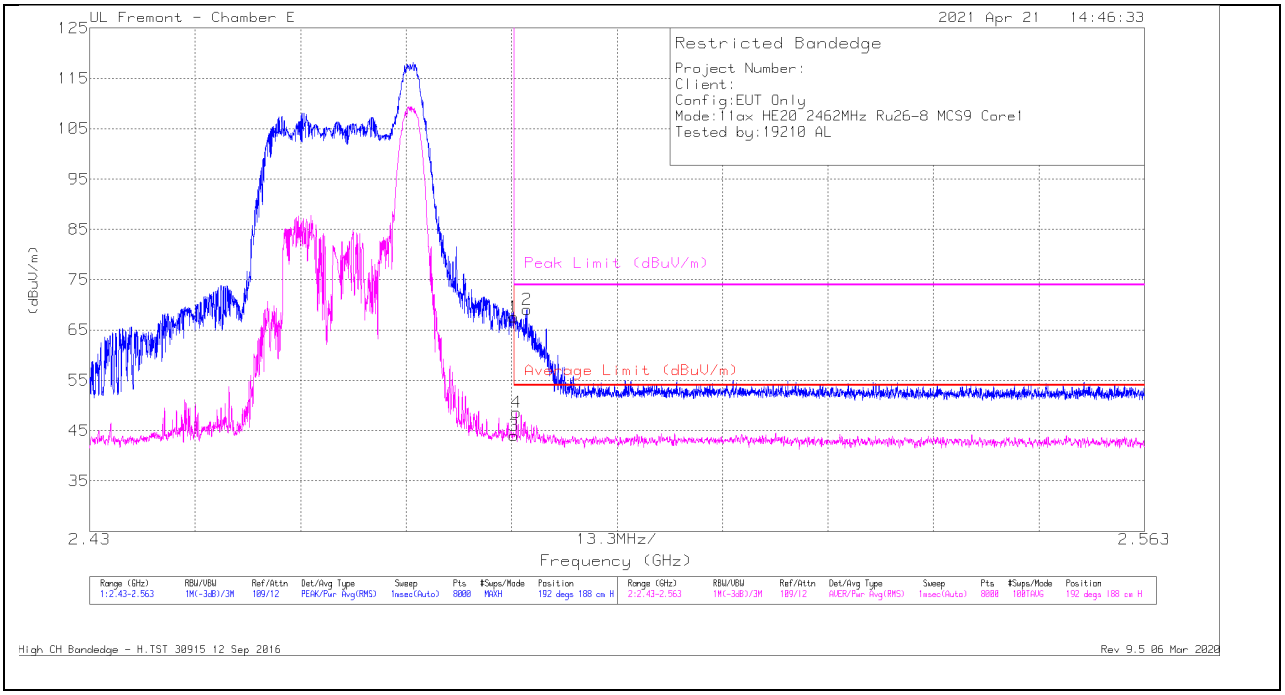

Marker	Frequency (GHz)	Meter Reading (dBuV)	Det	AF PRE0078107 (dB/m)	Amp/Cbl/Fltr/Pad (dB)	Corrected Reading (dBuV/m)	Average Limit (dBuV/m)	Margin (dB)	Peak Limit (dBuV/m)	PK Margin (dB)	Azimuth (Degs)	Height (cm)	Polarity
1	* 2.48351	52.69	Pk	32.6	-17.7	67.59	-	-	74	-6.41	192	188	H
3	* 2.48351	29.17	RMS	32.6	-17.7	44.07	54	-9.93	-	-	192	188	H
4	* 2.48377	33.68	RMS	32.6	-17.7	48.58	54	-5.42	-	-	192	188	H
2	* 2.48512	54.15	Pk	32.6	-17.7	69.05	-	-	74	-4.95	192	188	H

* - indicates frequency in CFR47 Pt 15 / IC RSS-Restricted Band

Pk - Peak detector
RMS - RMS detection

UL VERIFICATION SERVICES INC.
47173 Benicia Street, Fremont, CA 94538; USA TEL:(510) 319-4000 FAX:(510) 661-0888
This report shall not be reproduced except in full, without the written approval of UL Verification Services Inc.

VERTICAL RESULT

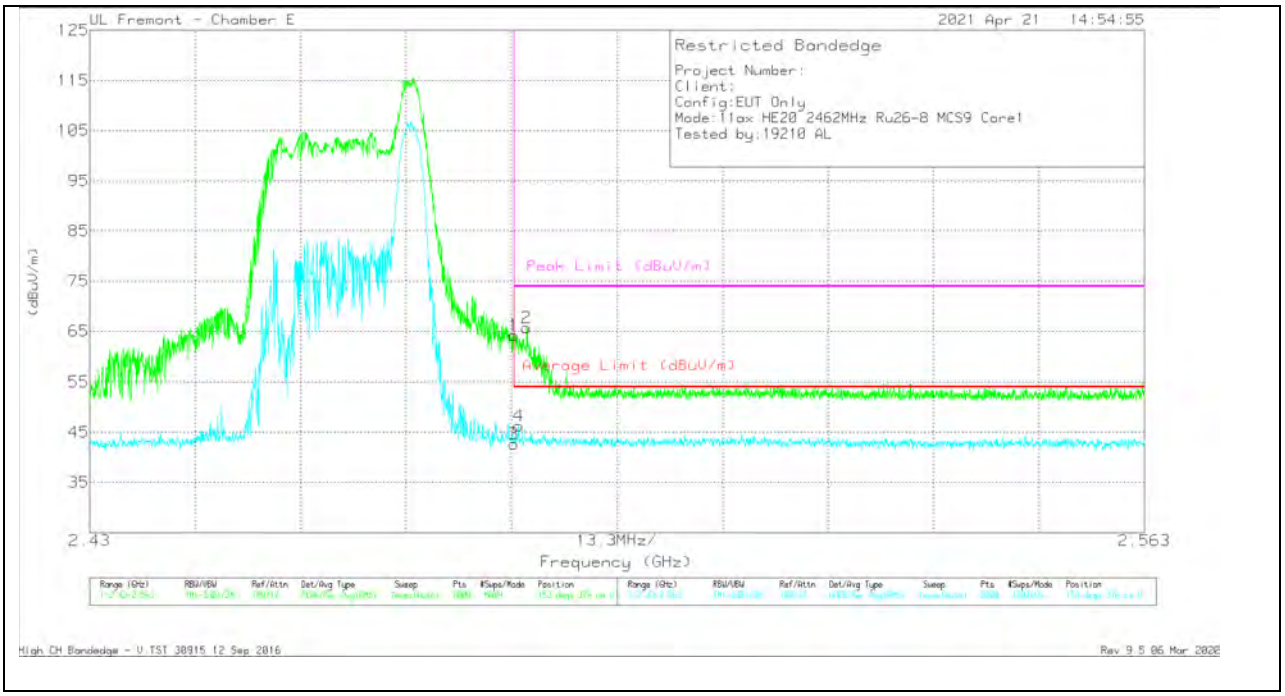

Marker	Frequency (GHz)	Meter Reading (dBuV)	Det	AF PRE0078107 (dB/m)	Amp/Cbl/Fltr/Pad (dB)	Corrected Reading (dBuV/m)	Average Limit (dBuV/m)	Margin (dB)	Peak Limit (dBuV/m)	PK Margin (dB)	Azimuth (Degs)	Height (cm)	Polarity
1	* 2.48351	49.32	Pk	32.6	-17.7	64.22	-	-	74	-9.78	153	376	V
3	* 2.48351	27.79	RMS	32.6	-17.7	42.69	54	-11.31	-	-	153	376	V
4	* 2.48409	31.33	RMS	32.6	-17.7	46.23	54	-7.77	-	-	153	376	V
2	* 2.48509	50.84	Pk	32.6	-17.7	65.74	-	-	74	-8.26	153	376	V

* - indicates frequency in CFR47 Pt 15 / IC RSS-Restricted Band

Pk - Peak detector
RMS - RMS detection

UL VERIFICATION SERVICES INC.
47173 Benicia Street, Fremont, CA 94538; USA TEL:(510) 319-4000 FAX:(510) 661-0888
This report shall not be reproduced except in full, without the written approval of UL Verification Services Inc.

BANDEDGE (HIGH CHANNEL, CH 12)

HORIZONTAL RESULT

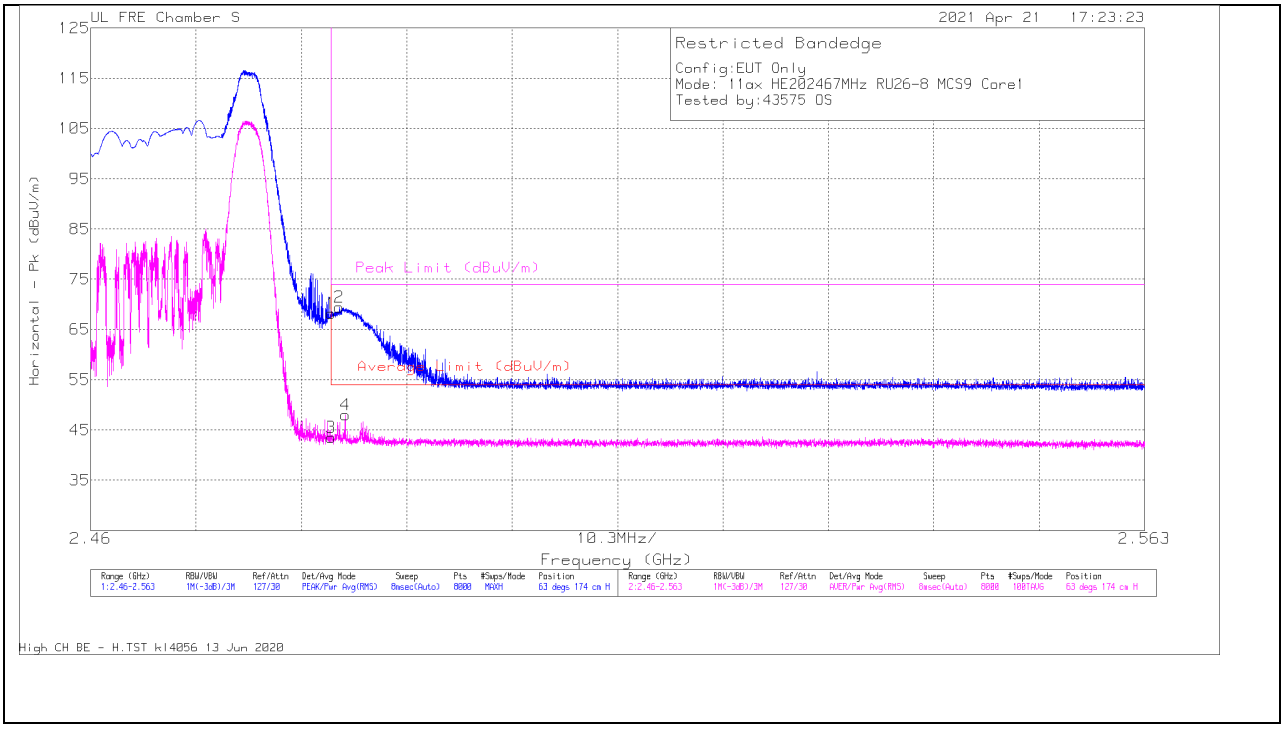

Marker	Frequency (GHz)	Meter Reading (dBuV)	Det	AF PRE0213833 (dB/m)	Amp/Cbl/Fltr/Pad (dB)	Corrected Reading (dBuV/m)	Average Limit (dBuV/m)	Margin (dB)	Peak Limit (dBuV/m)	PK Margin (dB)	Azimuth (Degs)	Height (cm)	Polarity
1	2.4835	70.95	Pk	32.2	-34.9	68.25	-	-	74	-5.75	63	174	H
3	2.4835	46.2	RMS	32.2	-34.9	43.5	54	-10.5	-	-	63	174	H
2	2.48429	72.17	Pk	32.2	-34.9	69.47	-	-	74	-4.53	63	174	H
4	2.48488	50.69	RMS	32.2	-34.9	47.99	54	-6.01	-	-	63	174	H

* - indicates frequency in CFR47 Pt 15 / IC RSS-Restricted Band

Pk - Peak detector
RMS - RMS detection

UL VERIFICATION SERVICES INC.
47173 Benicia Street, Fremont, CA 94538; USA TEL:(510) 319-4000 FAX:(510) 661-0888
This report shall not be reproduced except in full, without the written approval of UL Verification Services Inc.

VERTICAL RESULT

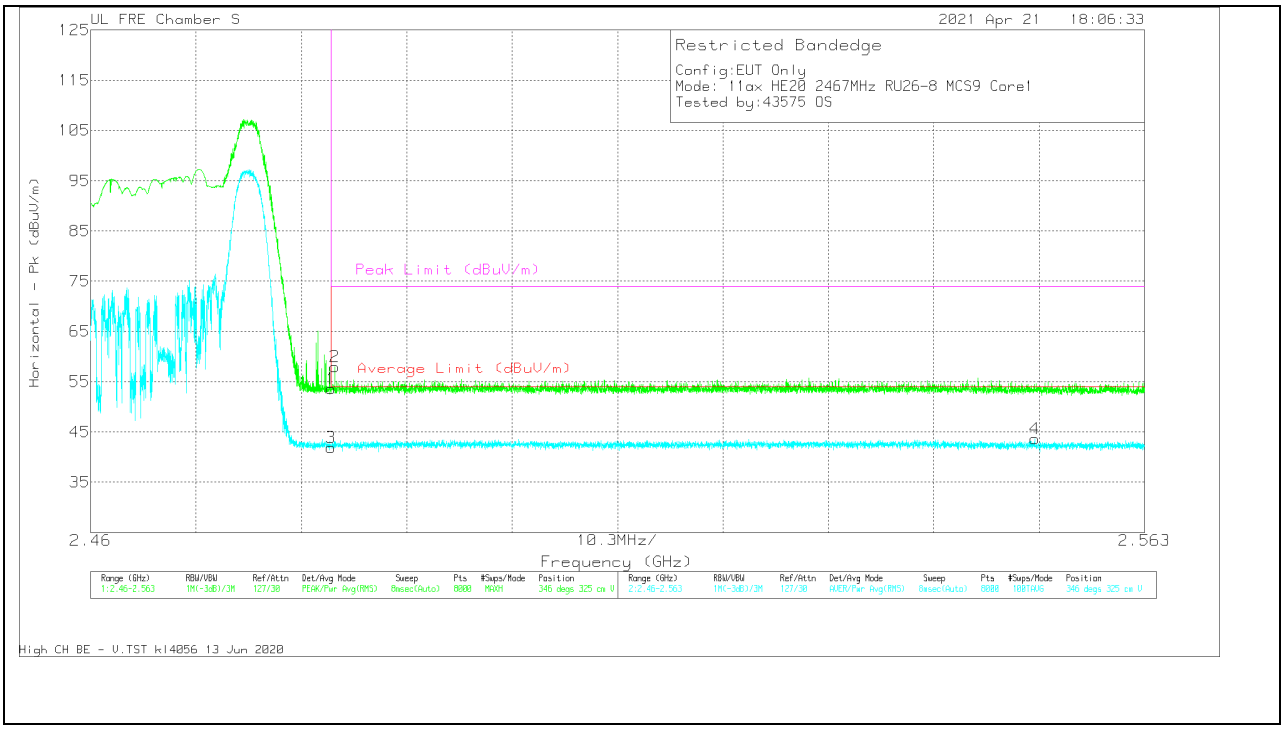

Marker	Frequency (GHz)	Meter Reading (dBuV)	Det	AF PRE0213833 (dB/m)	Amp/Cbl/Flt r/Pad (dB)	Corrected Reading (dBuV/m)	Average Limit (dBuV/m)	Margin (dB)	Peak Limit (dBuV/m)	PK Margin (dB)	Azimuth (Degs)	Height (cm)	Polarity
1	2.4835	56.35	Pk	32.2	-34.9	53.65	-	-	74	-20.35	346	325	V
3	2.4835	44.63	RMS	32.2	-34.9	41.93	54	-12.07	-	-	346	325	V
2	2.48387	60.74	Pk	32.2	-34.9	58.04	-	-	74	-15.96	346	325	V
4	2.55226	46.24	RMS	32	-34.6	43.64	54	-10.36	-	-	346	325	V

* - indicates frequency in CFR47 Pt 15 / IC RSS-Restricted Band

Pk - Peak detector
RMS - RMS detection

UL VERIFICATION SERVICES INC.
47173 Benicia Street, Fremont, CA 94538; USA TEL:(510) 319-4000 FAX:(510) 661-0888
This report shall not be reproduced except in full, without the written approval of UL Verification Services Inc.

BANDEDGE (HIGH CHANNEL, CH 13)

HORIZONTAL RESULT

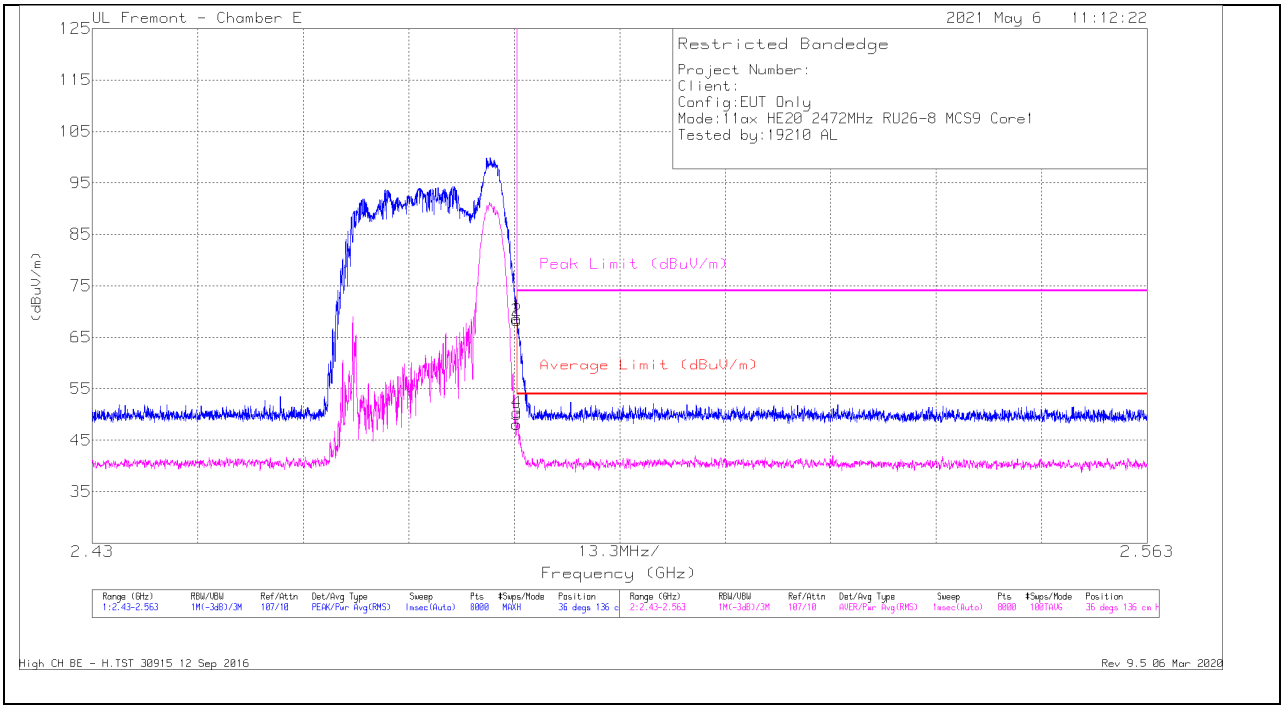

Marker	Frequency (GHz)	Meter Reading (dBuV)	Det	AF PRE0078107 (dB/m)	Amp/Cbl/ Fltr/Pad (dB)	Corrected Reading (dBuV/m)	Average Limit (dBuV/m)	Margin (dB)	Peak Limit (dBuV/m)	PK Margin (dB)	Azimuth (Degs)	Height (cm)	Polarity
1	* 2.48351	61.4	Pk	32.6	-25.4	68.6	-	-	74	-5.4	36	136	H
2	* 2.48356	61.07	Pk	32.6	-25.4	68.27	-	-	74	-5.73	36	136	H
3	* 2.48351	40.9	RMS	32.6	-25.4	48.1	54	-5.9	-	-	36	136	H
4	* 2.48354	43.2	RMS	32.6	-25.4	50.4	54	-3.6	-	-	36	136	H

* - indicates frequency in CFR47 Pt 15 / IC RSS-Restricted Band

Pk - Peak detector
RMS - RMS detection

UL VERIFICATION SERVICES INC.
47173 Benicia Street, Fremont, CA 94538; USA TEL:(510) 319-4000 FAX:(510) 661-0888
This report shall not be reproduced except in full, without the written approval of UL Verification Services Inc.

VERTICAL RESULT

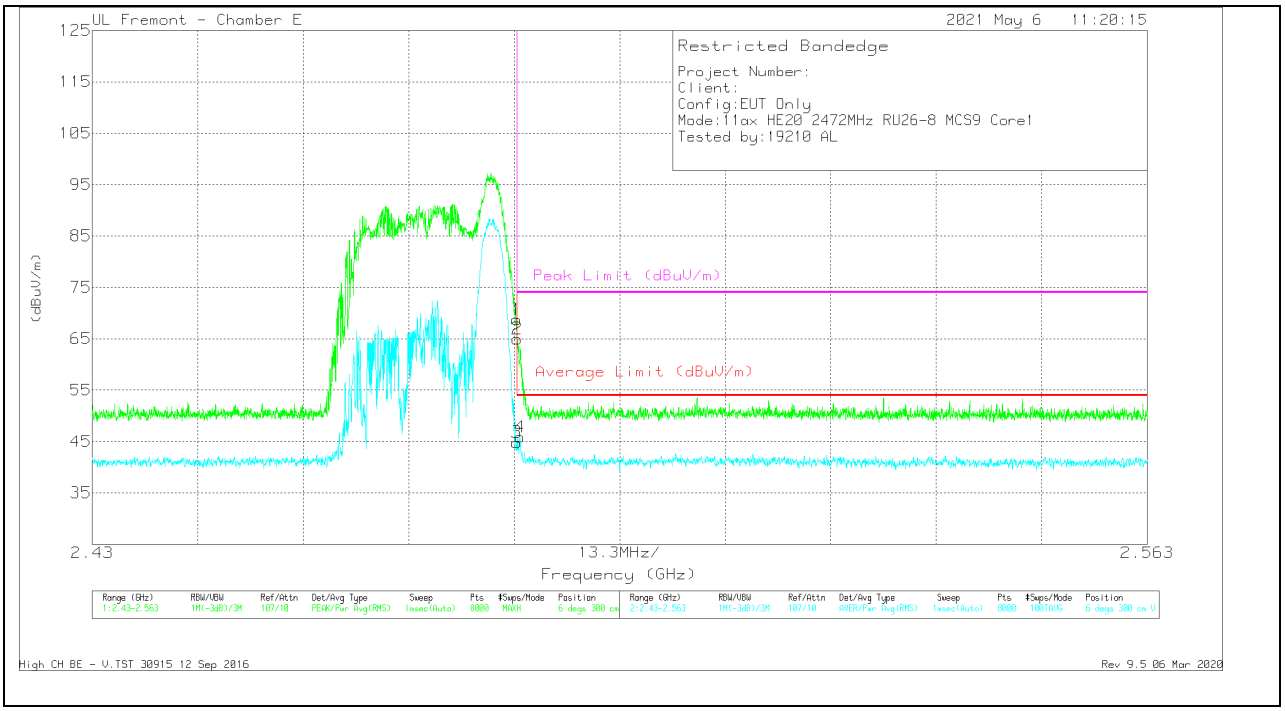

Marker	Frequency (GHz)	Meter Reading (dBuV)	Det	AF PRE0078107 (dB/m)	Amp/Cbl/Fltr/Pad (dB)	Corrected Reading (dBuV/m)	Average Limit (dBuV/m)	Margin (dB)	Peak Limit (dBuV/m)	PK Margin (dB)	Azimuth (Degs)	Height (cm)	Polarity
1	* 2.48351	61.54	Pk	32.6	-25.4	68.74	-	-	74	-5.26	6	300	V
3	* 2.48351	37.62	RMS	32.6	-25.4	44.82	54	-9.18	-	-	6	300	V
2	* 2.48357	57.79	Pk	32.6	-25.4	64.99	-	-	74	-9.01	6	300	V
4	* 2.4839	38.66	RMS	32.6	-25.4	45.86	54	-8.14	-	-	6	300	V

* - indicates frequency in CFR47 Pt 15 / IC RSS-Restricted Band

Pk - Peak detector
RMS - RMS detection

UL VERIFICATION SERVICES INC.
47173 Benicia Street, Fremont, CA 94538; USA TEL:(510) 319-4000 FAX:(510) 661-0888
This report shall not be reproduced except in full, without the written approval of UL Verification Services Inc.

1TX ANT 3 MODE: 242-Tones, RU Index 61

BANDEDGE (LOW CHANNEL, CH 1)

HORIZONTAL RESULT

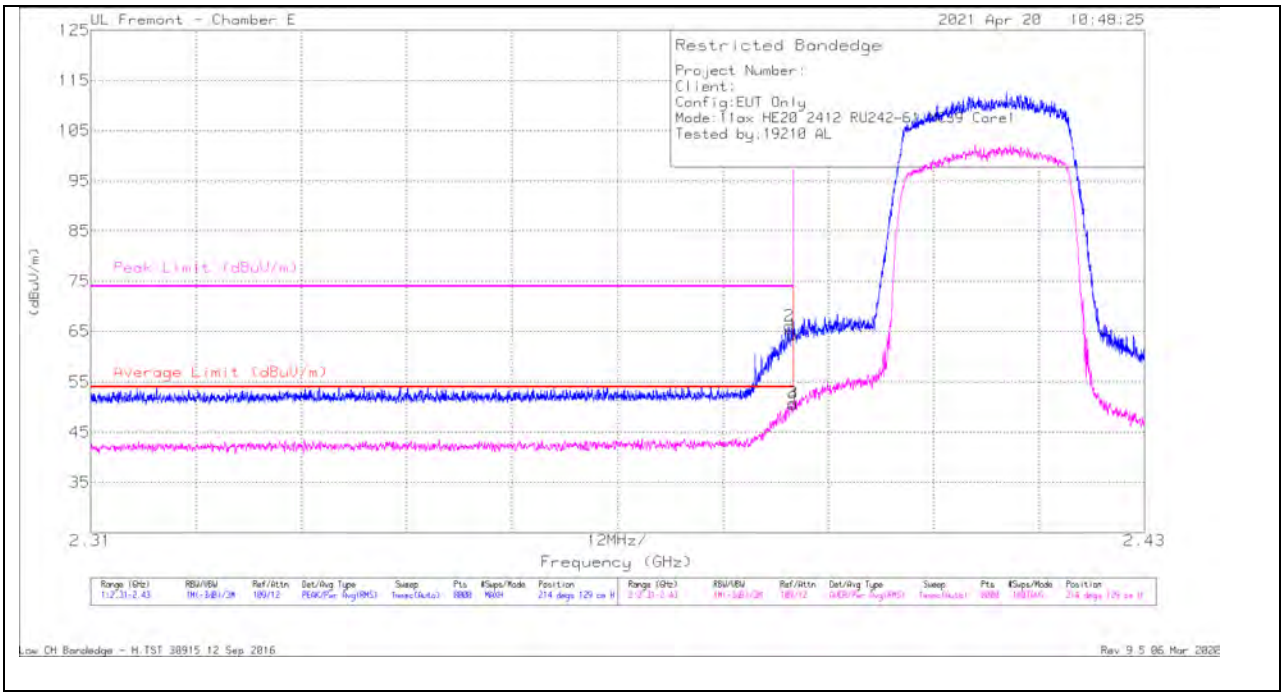

Marker	Frequency (GHz)	Meter Reading (dBuV)	Det	AF PRE0078107 (dB/m)	Amp/Cbl/Fltr/Pad (dB)	Corrected Reading (dBuV/m)	Average Limit (dBuV/m)	Margin (dB)	Peak Limit (dBuV/m)	PK Margin (dB)	Azimuth (Degs)	Height (cm)	Polarity
1	* 2.38999	49.77	Pk	32.2	-17.6	64.37	-	-	74	-9.63	214	129	H
2	* 2.38954	51.46	Pk	32.2	-17.6	66.06	-	-	74	-7.94	214	129	H
3	* 2.38999	36.23	RMS	32.2	-17.6	50.83	54	-3.17	-	-	214	129	H
4	* 2.38998	35.95	RMS	32.2	-17.6	50.55	54	-3.45	-	-	214	129	H

* - indicates frequency in CFR47 Pt 15 / IC RSS-Restricted Band

Pk - Peak detector
RMS - RMS detection

UL VERIFICATION SERVICES INC.
47173 Benicia Street, Fremont, CA 94538; USA TEL:(510) 319-4000 FAX:(510) 661-0888
This report shall not be reproduced except in full, without the written approval of UL Verification Services Inc.

VERTICAL RESULT

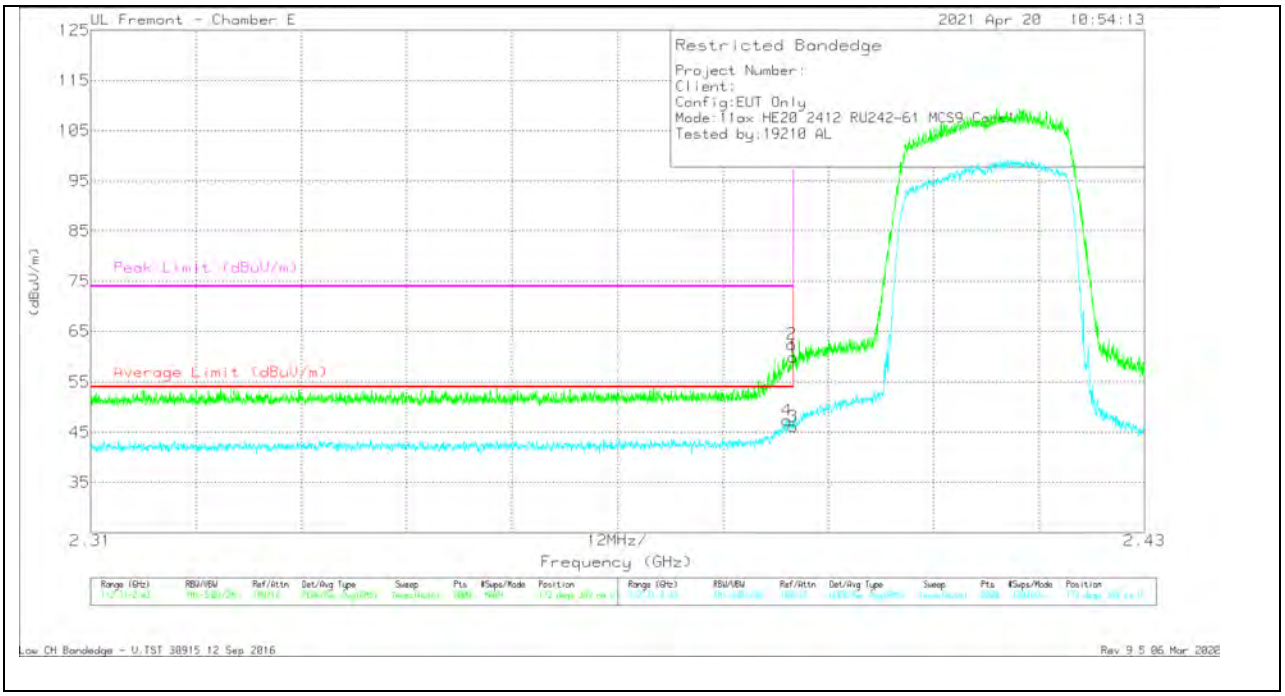

Marker	Frequency (GHz)	Meter Reading (dBuV)	Det	AF PRE0078107 (dB/m)	Amp/Cbl/Fltr/ Pad (dB)	Corrected Reading (dBuV/m)	Average Limit (dBuV/m)	Margin (dB)	Peak Limit (dBuV/m)	PK Margin (dB)	Azimuth (Degs)	Height (cm)	Polarity
1	* 2.38999	45.34	Pk	32.2	-17.6	59.94	-	-	74	-14.06	172	349	V
2	* 2.38986	47.82	Pk	32.2	-17.6	62.42	-	-	74	-11.58	172	349	V
3	* 2.38999	31.57	RMS	32.2	-17.6	46.17	54	-7.83	-	-	172	349	V
4	* 2.3893	32.84	RMS	32.2	-17.6	47.44	54	-6.56	-	-	172	349	V

* - indicates frequency in CFR47 Pt 15 / IC RSS-Restricted Band

Pk - Peak detector
RMS - RMS detection

UL VERIFICATION SERVICES INC.
47173 Benicia Street, Fremont, CA 94538; USA TEL:(510) 319-4000 FAX:(510) 661-0888
This report shall not be reproduced except in full, without the written approval of UL Verification Services Inc.

BANDEDGE (LOW CHANNEL, CH 2)

HORIZONTAL RESULT

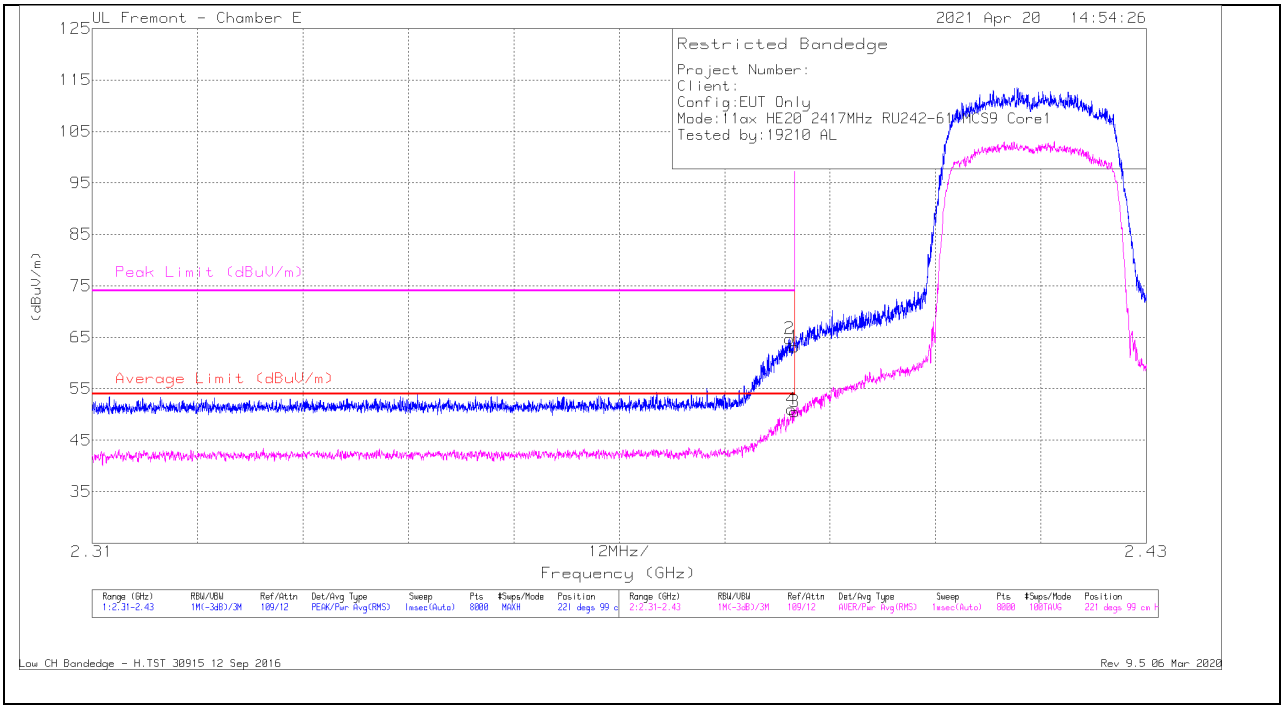

Marker	Frequency (GHz)	Meter Reading (dBuV)	Det	AF PRE0078107 (dB/m)	Amp/Cbl/Fltr/ Pad (dB)	Corrected Reading (dBuV/m)	Average Limit (dBuV/m)	Margin (dB)	Peak Limit (dBuV/m)	PK Margin (dB)	Azimuth (Degs)	Height (cm)	Polarity
2	* 2.38942	50.15	Pk	32.2	-17.6	64.75	-	-	74	-9.25	221	99	H
4	* 2.38962	36.43	RMS	32.2	-17.6	51.03	54	-2.97	-	-	221	99	H
1	* 2.38999	48.58	Pk	32.2	-17.6	63.18	-	-	74	-10.82	221	99	H
3	* 2.38999	35.95	RMS	32.2	-17.6	50.55	54	-3.45	-	-	221	99	H

* - indicates frequency in CFR47 Pt 15 / IC RSS-Restricted Band

Pk - Peak detector
RMS - RMS detection

UL VERIFICATION SERVICES INC.
47173 Benicia Street, Fremont, CA 94538; USA TEL:(510) 319-4000 FAX:(510) 661-0888
This report shall not be reproduced except in full, without the written approval of UL Verification Services Inc.

VERTICAL RESULT

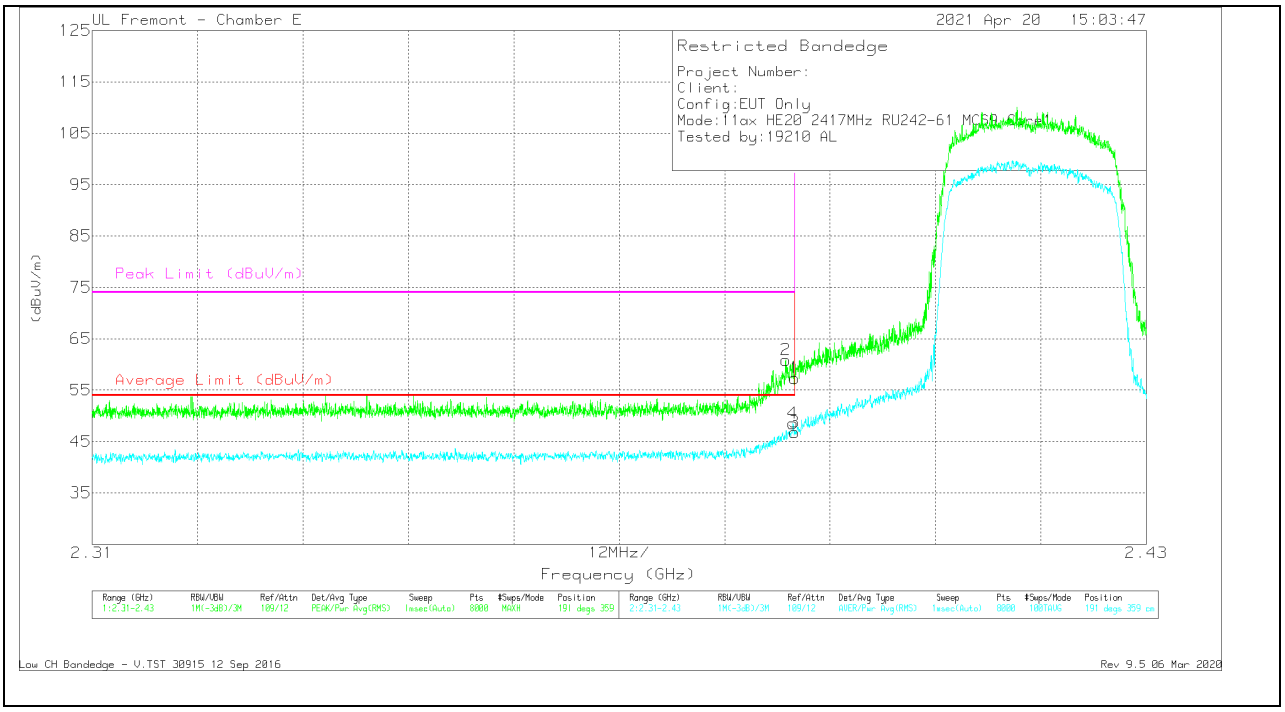

Marker	Frequency (GHz)	Meter Reading (dBuV)	Det	AF PRE0078107 (dB/m)	Amp/Cbl/Fltr/ Pad (dB)	Corrected Reading (dBuV/m)	Average Limit (dBuV/m)	Margin (dB)	Peak Limit (dBuV/m)	PK Margin (dB)	Azimuth (Degs)	Height (cm)	Polarity
2	* 2.38894	46.28	Pk	32.2	-17.6	60.88	-	-	74	-13.12	191	359	V
4	* 2.38978	33.94	RMS	32.2	-17.6	48.54	54	-5.46	-	-	191	359	V
1	* 2.38999	42.73	Pk	32.2	-17.6	57.33	-	-	74	-16.67	191	359	V
3	* 2.38999	32.21	RMS	32.2	-17.6	46.81	54	-7.19	-	-	191	359	V

* - indicates frequency in CFR47 Pt 15 / IC RSS-Restricted Band

Pk - Peak detector
RMS - RMS detection

UL VERIFICATION SERVICES INC.
47173 Benicia Street, Fremont, CA 94538; USA TEL:(510) 319-4000 FAX:(510) 661-0888
This report shall not be reproduced except in full, without the written approval of UL Verification Services Inc.

BANDEDGE (LOW CHANNEL, CH 3)

HORIZONTAL RESULT

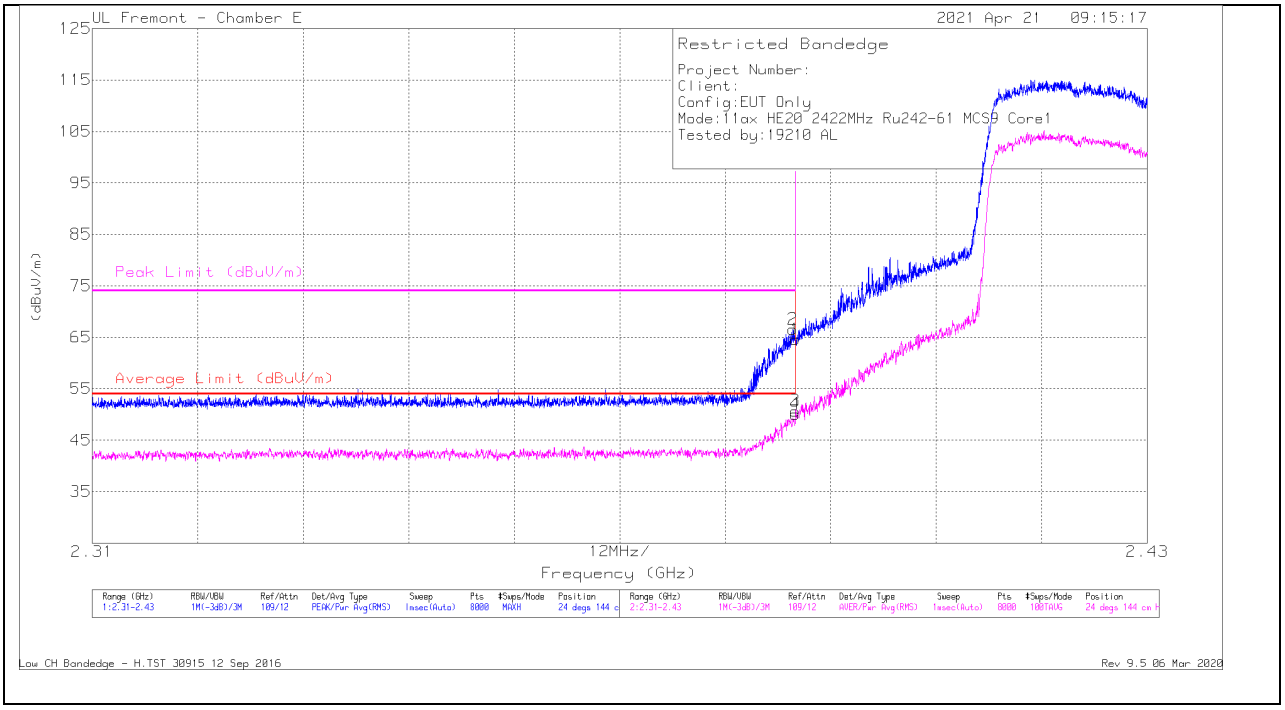

Marker	Frequency (GHz)	Meter Reading (dBuV)	Det	AF PRE0078107 (dB/m)	Amp/Cbl/Fltr/ Pad (dB)	Corrected Reading (dBuV/m)	Average Limit (dBuV/m)	Margin (dB)	Peak Limit (dBuV/m)	PK Margin (dB)	Azimuth (Degs)	Height (cm)	Polarity
2	* 2.38971	51.95	Pk	32.2	-17.6	66.55	-	-	74	-7.45	24	144	H
4	* 2.38998	35.49	RMS	32.2	-17.6	50.09	54	-3.91	-	-	24	144	H
1	* 2.38999	49.97	Pk	32.2	-17.6	64.57	-	-	74	-9.43	24	144	H
3	* 2.38999	36.1	RMS	32.2	-17.6	50.7	54	-3.3	-	-	24	144	H

* - indicates frequency in CFR47 Pt 15 / IC RSS-Restricted Band

Pk - Peak detector
RMS - RMS detection

UL VERIFICATION SERVICES INC.
47173 Benicia Street, Fremont, CA 94538; USA TEL:(510) 319-4000 FAX:(510) 661-0888
This report shall not be reproduced except in full, without the written approval of UL Verification Services Inc.

VERTICAL RESULT

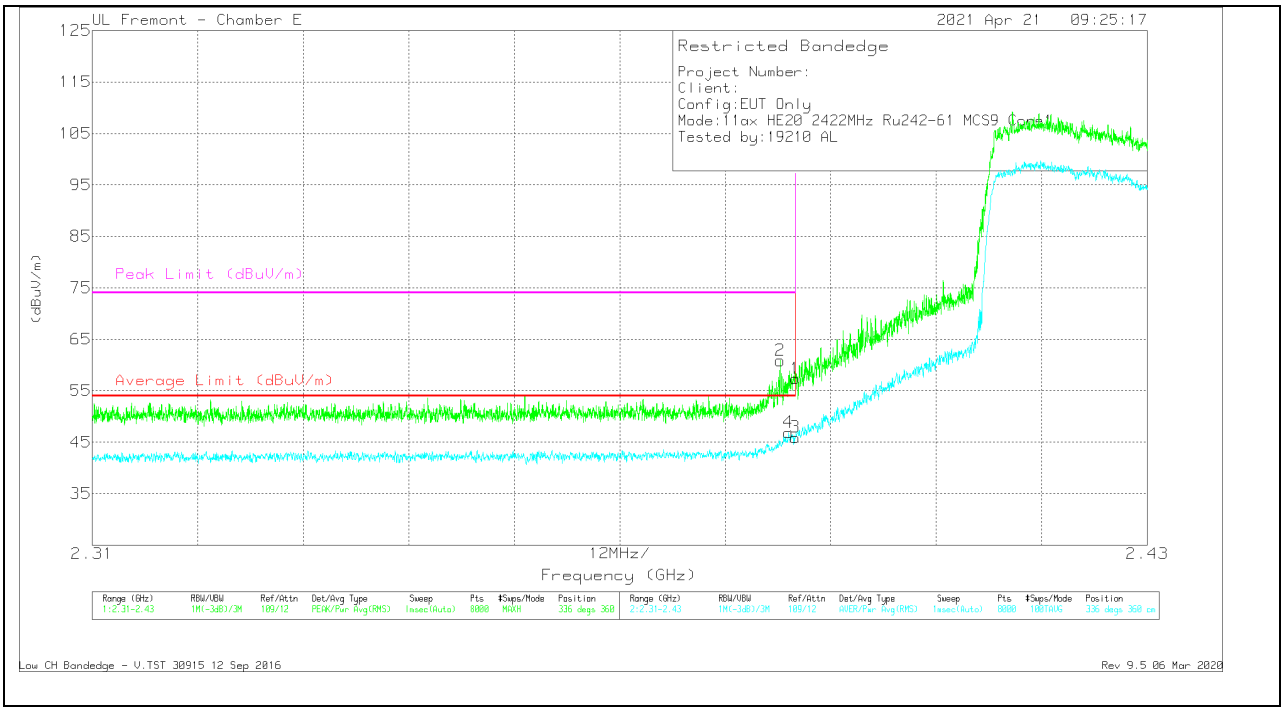

Marker	Frequency (GHz)	Meter Reading (dBuV)	Det	AF PRE0078107 (dB/m)	Amp/Cbl/Flt r/Pad (dB)	Corrected Reading (dBuV/m)	Average Limit (dBuV/m)	Margin (dB)	Peak Limit (dBuV/m)	PK Margin (dB)	Azimuth (Degs)	Height (cm)	Polarity
2	* 2.38825	46.27	Pk	32.2	-17.6	60.87	-	-	74	-13.13	336	360	V
4	* 2.38918	32.3	RMS	32.2	-17.6	46.9	54	-7.1	-	-	336	360	V
1	* 2.38999	42.77	Pk	32.2	-17.6	57.37	-	-	74	-16.63	336	360	V
3	* 2.38999	31.34	RMS	32.2	-17.6	45.94	54	-8.06	-	-	336	360	V

* - indicates frequency in CFR47 Pt 15 / IC RSS-Restricted Band

Pk - Peak detector
RMS - RMS detection

UL VERIFICATION SERVICES INC.
47173 Benicia Street, Fremont, CA 94538; USA TEL:(510) 319-4000 FAX:(510) 661-0888
This report shall not be reproduced except in full, without the written approval of UL Verification Services Inc.

BANDEDGE (HIGH CHANNEL, CH 9)

HORIZONTAL RESULT

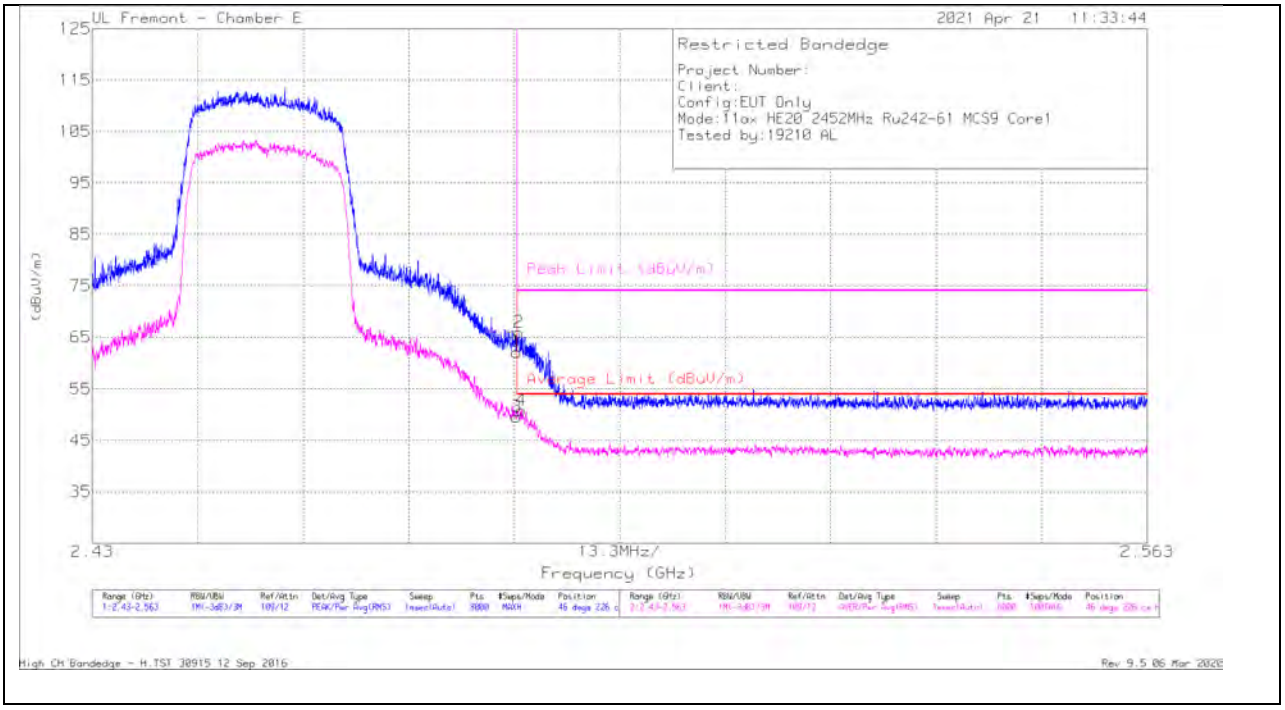

Marker	Frequency (GHz)	Meter Reading (dBuV)	Det	AF PRE0078107 (dB/m)	Amp/Cbl/Fltr/Pad (dB)	Corrected Reading (dBuV/m)	Average Limit (dBuV/m)	Margin (dB)	Peak Limit (dBuV/m)	PK Margin (dB)	Azimuth (Degs)	Height (cm)	Polarity
1	* 2.48351	47.26	Pk	32.6	-17.7	62.16	-	-	74	-11.84	46	226	H
3	* 2.48351	34.71	RMS	32.6	-17.7	49.61	54	-4.39	-	-	46	226	H
2	* 2.48377	51.04	Pk	32.6	-17.7	65.94	-	-	74	-8.06	46	226	H
4	* 2.48412	35.98	RMS	32.6	-17.7	50.88	54	-3.12	-	-	46	226	H

* - indicates frequency in CFR47 Pt 15 / IC RSS-Restricted Band

Pk - Peak detector
RMS - RMS detection

UL VERIFICATION SERVICES INC.
47173 Benicia Street, Fremont, CA 94538; USA TEL:(510) 319-4000 FAX:(510) 661-0888
This report shall not be reproduced except in full, without the written approval of UL Verification Services Inc.

VERTICAL RESULT

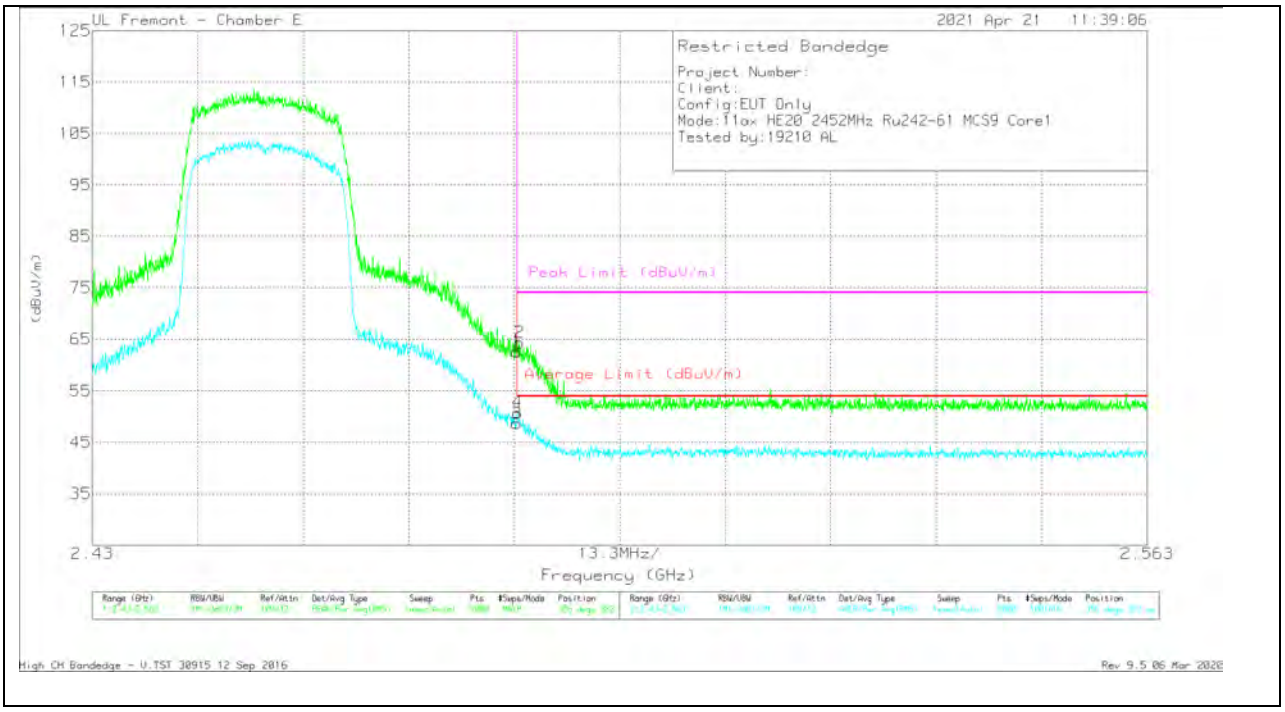

Marker	Frequency (GHz)	Meter Reading (dBuV)	Det	AF PRE0078107 (dB/m)	Amp/Cbl/Flt r/Pad (dB)	Corrected Reading (dBuV/m)	Average Limit (dBuV/m)	Margin (dB)	Peak Limit (dBuV/m)	PK Margin (dB)	Azimuth (Degs)	Height (cm)	Polarity
1	* 2.48351	47.79	Pk	32.6	-17.7	62.69	-	-	74	-11.31	356	382	V
3	* 2.48351	33.77	RMS	32.6	-17.7	48.67	54	-5.33	-	-	356	382	V
4	* 2.48361	35.91	RMS	32.6	-17.7	50.81	54	-3.19	-	-	356	382	V
2	* 2.48387	49.39	Pk	32.6	-17.7	64.29	-	-	74	-9.71	356	382	V

* - indicates frequency in CFR47 Pt 15 / IC RSS-Restricted Band

Pk - Peak detector
RMS - RMS detection

UL VERIFICATION SERVICES INC.
47173 Benicia Street, Fremont, CA 94538; USA TEL:(510) 319-4000 FAX:(510) 661-0888
This report shall not be reproduced except in full, without the written approval of UL Verification Services Inc.

BANDEDGE (HIGH CHANNEL, CH 10)

HORIZONTAL RESULT

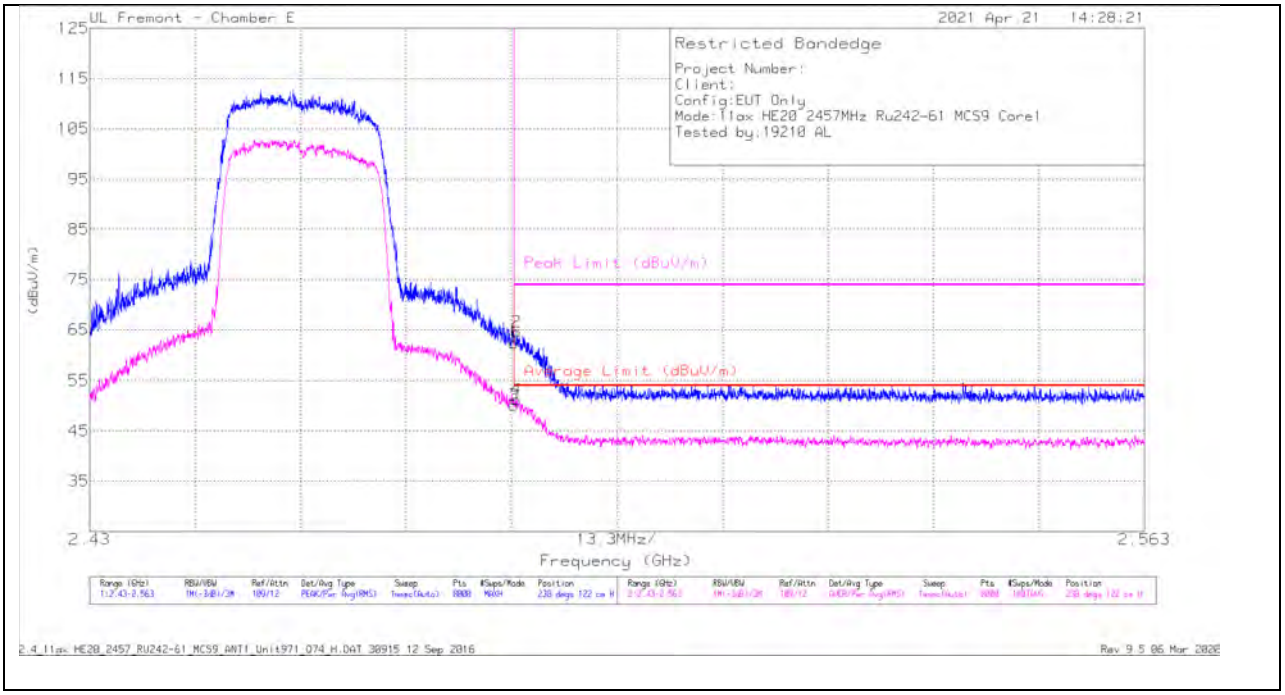

Marker	Frequency (GHz)	Meter Reading (dBuV)	Det	AF PRE0078107 (dB/m)	Amp/Cbl/Flt r/Pad (dB)	Corrected Reading (dBuV/m)	Average Limit (dBuV/m)	Margin (dB)	Peak Limit (dBuV/m)	PK Margin (dB)	Azimuth (Degs)	Height (cm)	Polarity
1	* 2.48351	47.58	Pk	32.6	-17.7	62.48	-	-	74	-11.52	238	122	H
3	* 2.48351	35.23	RMS	32.6	-17.7	50.13	54	-3.87	-	-	238	122	H
2	* 2.48382	49.72	Pk	32.6	-17.7	64.62	-	-	74	-9.38	238	122	H
4	* 2.48384	36.35	RMS	32.6	-17.7	51.25	54	-2.75	-	-	238	122	H

* - indicates frequency in CFR47 Pt 15 / IC RSS-Restricted Band

Pk - Peak detector
RMS - RMS detection

UL VERIFICATION SERVICES INC.
47173 Benicia Street, Fremont, CA 94538; USA TEL:(510) 319-4000 FAX:(510) 661-0888
This report shall not be reproduced except in full, without the written approval of UL Verification Services Inc.

VERTICAL RESULT

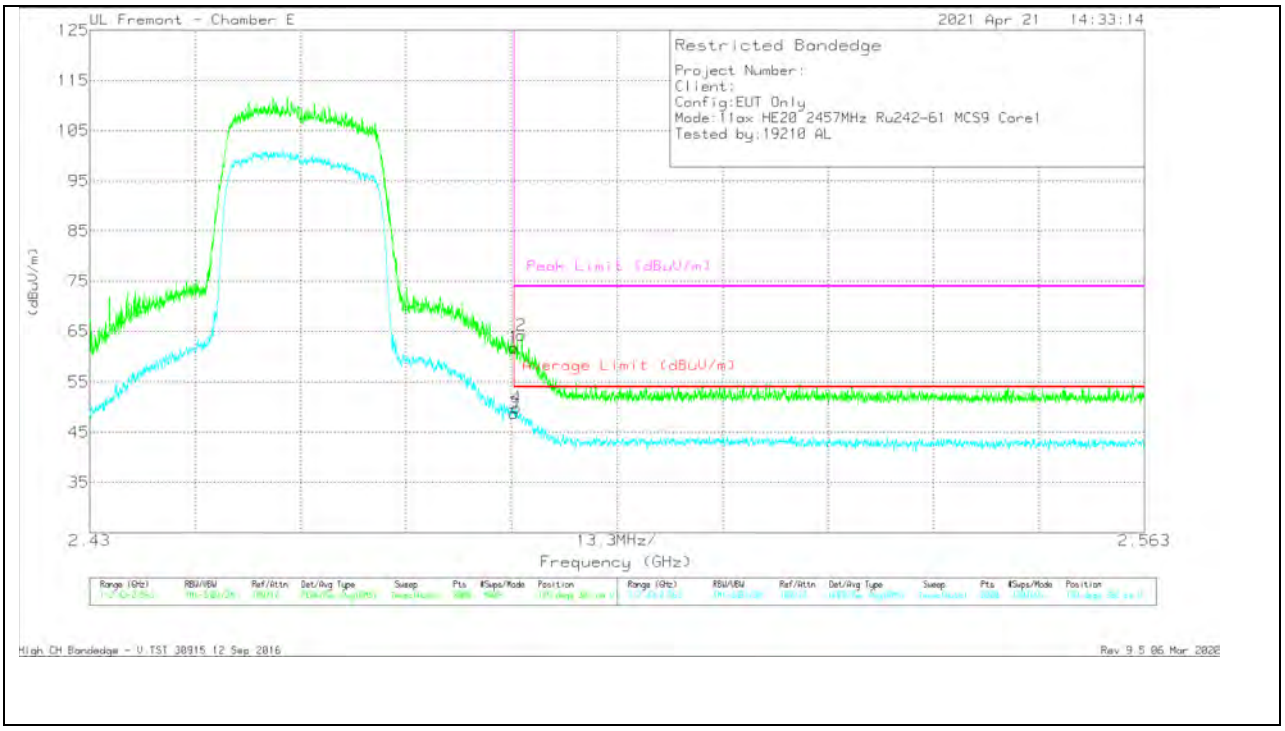

Marker	Frequency (GHz)	Meter Reading (dBuV)	Det	AF PRE0078107 (dB/m)	Amp/Cbl/Fltr/ Pad (dB)	Corrected Reading (dBuV/m)	Average Limit (dBuV/m)	Margin (dB)	Peak Limit (dBuV/m)	PK Margin (dB)	Azimuth (Degs)	Height (cm)	Polarity
1	* 2.48351	46.93	Pk	32.6	-17.7	61.83	-	-	74	-12.17	189	382	V
3	* 2.48351	33.87	RMS	32.6	-17.7	48.77	54	-5.23	-	-	189	382	V
4	* 2.48379	35.01	RMS	32.6	-17.7	49.91	54	-4.09	-	-	189	382	V
2	* 2.48447	49.29	Pk	32.6	-17.7	64.19	-	-	74	-9.81	189	382	V

* - indicates frequency in CFR47 Pt 15 / IC RSS-Restricted Band

Pk - Peak detector
RMS - RMS detection

UL VERIFICATION SERVICES INC.
47173 Benicia Street, Fremont, CA 94538; USA TEL:(510) 319-4000 FAX:(510) 661-0888
This report shall not be reproduced except in full, without the written approval of UL Verification Services Inc.

BANDEDGE (HIGH CHANNEL, CH 11)

HORIZONTAL RESULT

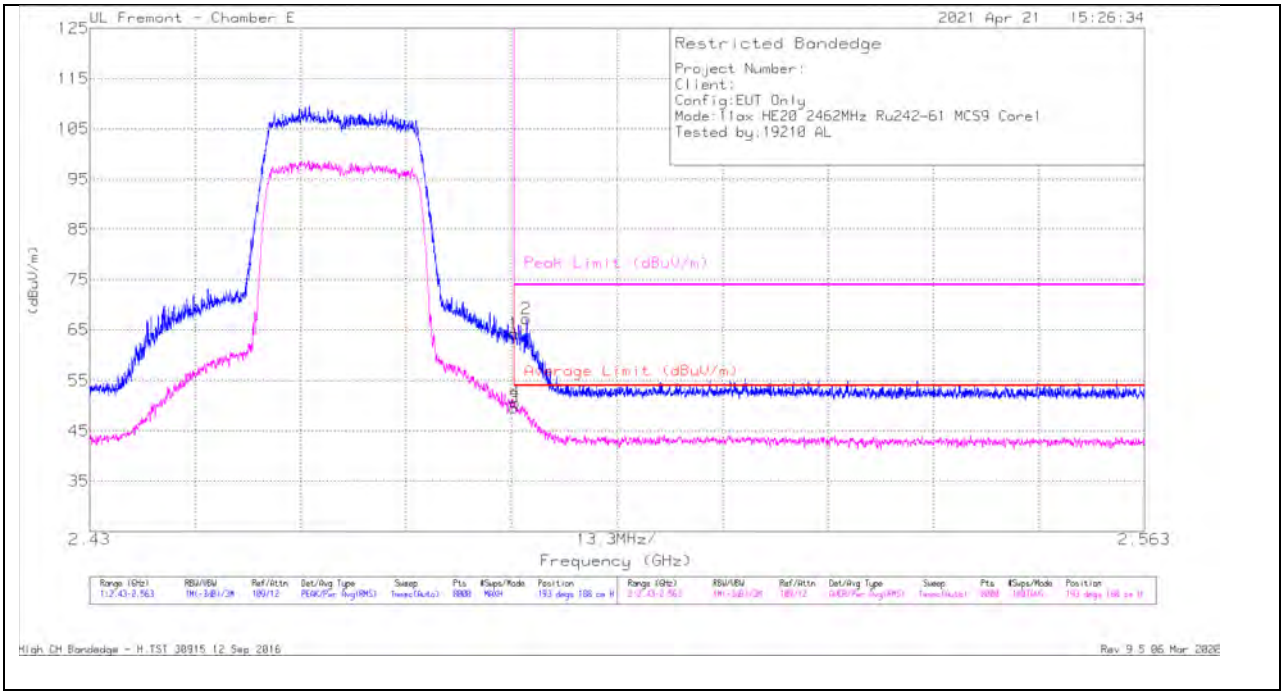

Marker	Frequency (GHz)	Meter Reading (dBuV)	Det	AF PRE0078107 (dB/m)	Amp/Cbl/Fltr/Pad (dB)	Corrected Reading (dBuV/m)	Average Limit (dBuV/m)	Margin (dB)	Peak Limit (dBuV/m)	PK Margin (dB)	Azimuth (Degs)	Height (cm)	Polarity
1	* 2.48351	49.33	Pk	32.6	-17.7	64.23	-	-	74	-9.77	193	188	H
3	* 2.48351	34.79	RMS	32.6	-17.7	49.69	54	-4.31	-	-	193	188	H
4	* 2.48364	35.75	RMS	32.6	-17.7	50.65	54	-3.35	-	-	193	188	H
2	* 2.4851	52.26	Pk	32.6	-17.7	67.16	-	-	74	-6.84	193	188	H

* - indicates frequency in CFR47 Pt 15 / IC RSS-Restricted Band

Pk - Peak detector
RMS - RMS detection

UL VERIFICATION SERVICES INC.
47173 Benicia Street, Fremont, CA 94538; USA TEL:(510) 319-4000 FAX:(510) 661-0888
This report shall not be reproduced except in full, without the written approval of UL Verification Services Inc.

VERTICAL RESULT

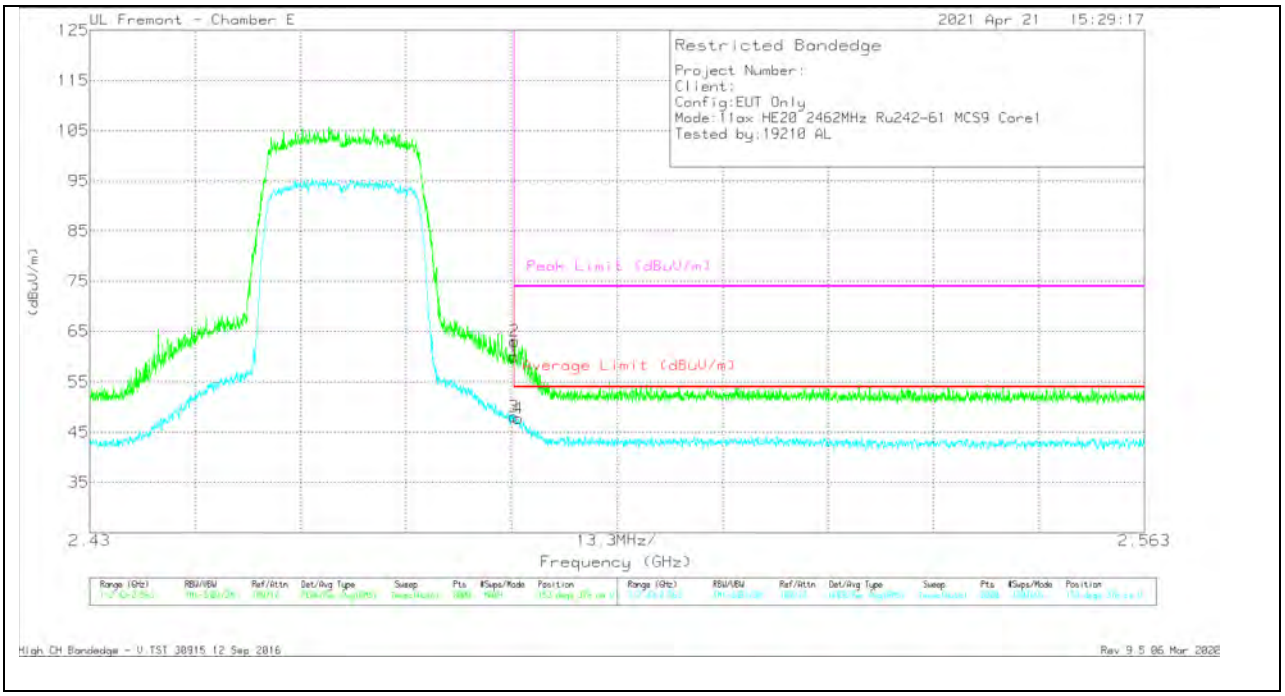

Marker	Frequency (GHz)	Meter Reading (dBuV)	Det	AF PRE0078107 (dB/m)	Amp/Cbl/Fltr/ Pad (dB)	Corrected Reading (dBuV/m)	Average Limit (dBuV/m)	Margin (dB)	Peak Limit (dBuV/m)	PK Margin (dB)	Azimuth (Degs)	Height (cm)	Polarity
1	* 2.48351	45.16	Pk	32.6	-17.7	60.06	-	-	74	-13.94	153	376	V
3	* 2.48351	33.24	RMS	32.6	-17.7	48.14	54	-5.86	-	-	153	376	V
2	* 2.48361	48.15	Pk	32.6	-17.7	63.05	-	-	74	-10.95	153	376	V
4	* 2.48407	32.82	RMS	32.6	-17.7	47.72	54	-6.28	-	-	153	376	V

* - indicates frequency in CFR47 Pt 15 / IC RSS-Restricted Band

Pk - Peak detector
RMS - RMS detection

UL VERIFICATION SERVICES INC.
47173 Benicia Street, Fremont, CA 94538; USA TEL:(510) 319-4000 FAX:(510) 661-0888
This report shall not be reproduced except in full, without the written approval of UL Verification Services Inc.

BANDEDGE (HIGH CHANNEL, CH 12)

HORIZONTAL RESULT

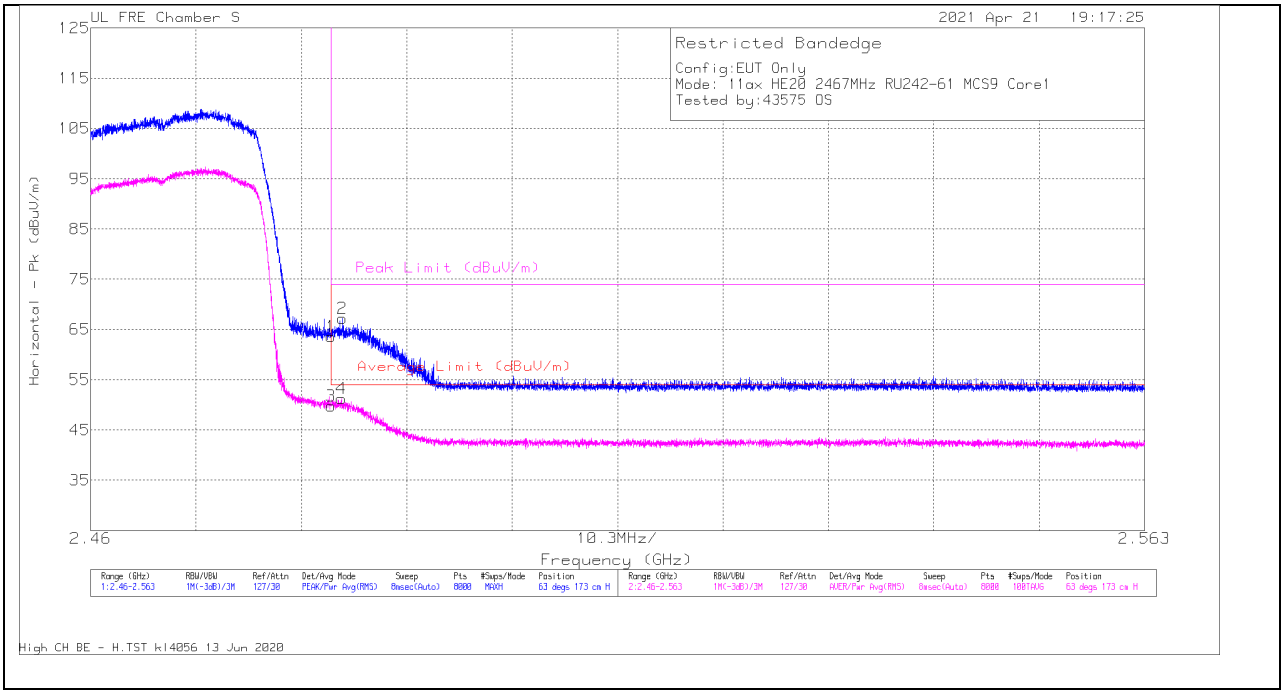

Marker	Frequency (GHz)	Meter Reading (dBuV)	Det	AF PRE0213833 (dB/m)	Amp/Cbl/Fltr/Pad (dB)	Corrected Reading (dBuV/m)	Average Limit (dBuV/m)	Margin (dB)	Peak Limit (dBuV/m)	PK Margin (dB)	Azimuth (Degs)	Height (cm)	Polarity
1	2.4835	66.27	Pk	32.2	-34.9	63.57	-	-	74	-10.43	63	173	H
3	2.4835	52.51	RMS	32.2	-34.9	49.81	54	-4.19	-	-	63	173	H
4	2.4845	53.9	RMS	32.2	-34.9	51.2	54	-2.8	-	-	63	173	H
2	2.48461	69.89	Pk	32.2	-34.9	67.19	-	-	74	-6.81	63	173	H

* - indicates frequency in CFR47 Pt 15 / IC RSS-Restricted Band

Pk - Peak detector
RMS - RMS detection

UL VERIFICATION SERVICES INC.
47173 Benicia Street, Fremont, CA 94538; USA TEL:(510) 319-4000 FAX:(510) 661-0888
This report shall not be reproduced except in full, without the written approval of UL Verification Services Inc.

VERTICAL RESULT

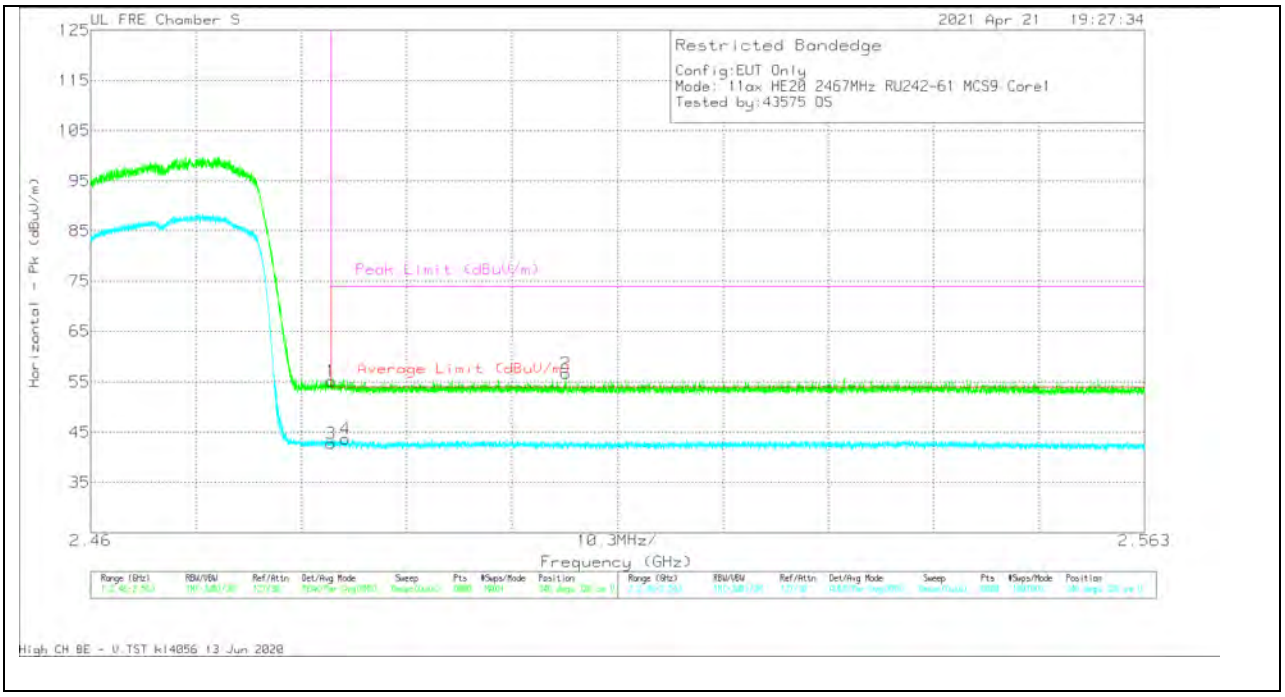

Marker	Frequency (GHz)	Meter Reading (dBuV)	Det	AF PRE0213833 (dB/m)	Amp/Cbl/Fltr/Pad (dB)	Corrected Reading (dBuV/m)	Average Limit (dBuV/m)	Margin (dB)	Peak Limit (dBuV/m)	PK Margin (dB)	Azimuth (Degs)	Height (cm)	Polarity
1	2.4835	57.99	Pk	32.2	-34.9	55.29	-	-	74	-18.71	346	326	V
3	2.4835	45.44	RMS	32.2	-34.9	42.74	54	-11.26	-	-	346	326	V
4	2.48489	46.41	RMS	32.2	-34.9	43.71	54	-10.29	-	-	346	326	V
2	2.50645	59.19	Pk	32.3	-34.8	56.69	-	-	74	-17.31	346	326	V

* - indicates frequency in CFR47 Pt 15 / IC RSS-Restricted Band

Pk - Peak detector
RMS - RMS detection

UL VERIFICATION SERVICES INC.
47173 Benicia Street, Fremont, CA 94538; USA TEL:(510) 319-4000 FAX:(510) 661-0888
This report shall not be reproduced except in full, without the written approval of UL Verification Services Inc.

BANDEDGE (HIGH CHANNEL, CH 13)

HORIZONTAL RESULT

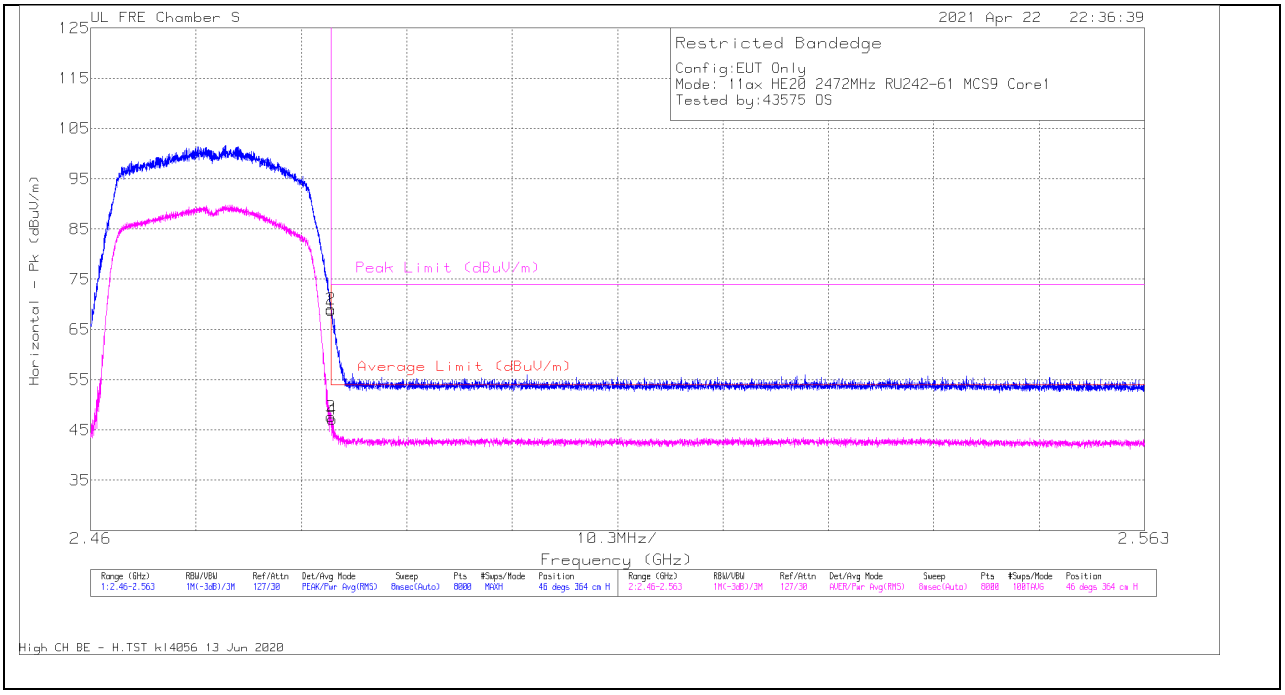

Marker	Frequency (GHz)	Meter Reading (dBuV)	Det	AF PRE0213833 (dB/m)	Amp/Cbl/Fltr /Pad (dB)	Corrected Reading (dBuV/m)	Average Limit (dBuV/m)	Margin (dB)	Peak Limit (dBuV/m)	PK Margin (dB)	Azimuth (Degs)	Height (cm)	Polarity
1	2.4835	71.57	Pk	32.2	-34.9	68.87	-	-	74	-5.13	46	364	H
3	2.4835	50.36	RMS	32.2	-34.9	47.66	54	-6.34	-	-	46	364	H
2	2.48351	71.76	Pk	32.2	-34.9	69.06	-	-	74	-4.94	46	364	H
4	2.48362	49.79	RMS	32.2	-34.9	47.09	54	-6.91	-	-	46	364	H

* - indicates frequency in CFR47 Pt 15 / IC RSS-Restricted Band

Pk - Peak detector
RMS - RMS detection

UL VERIFICATION SERVICES INC.
47173 Benicia Street, Fremont, CA 94538; USA TEL:(510) 319-4000 FAX:(510) 661-0888
This report shall not be reproduced except in full, without the written approval of UL Verification Services Inc.

VERTICAL RESULT

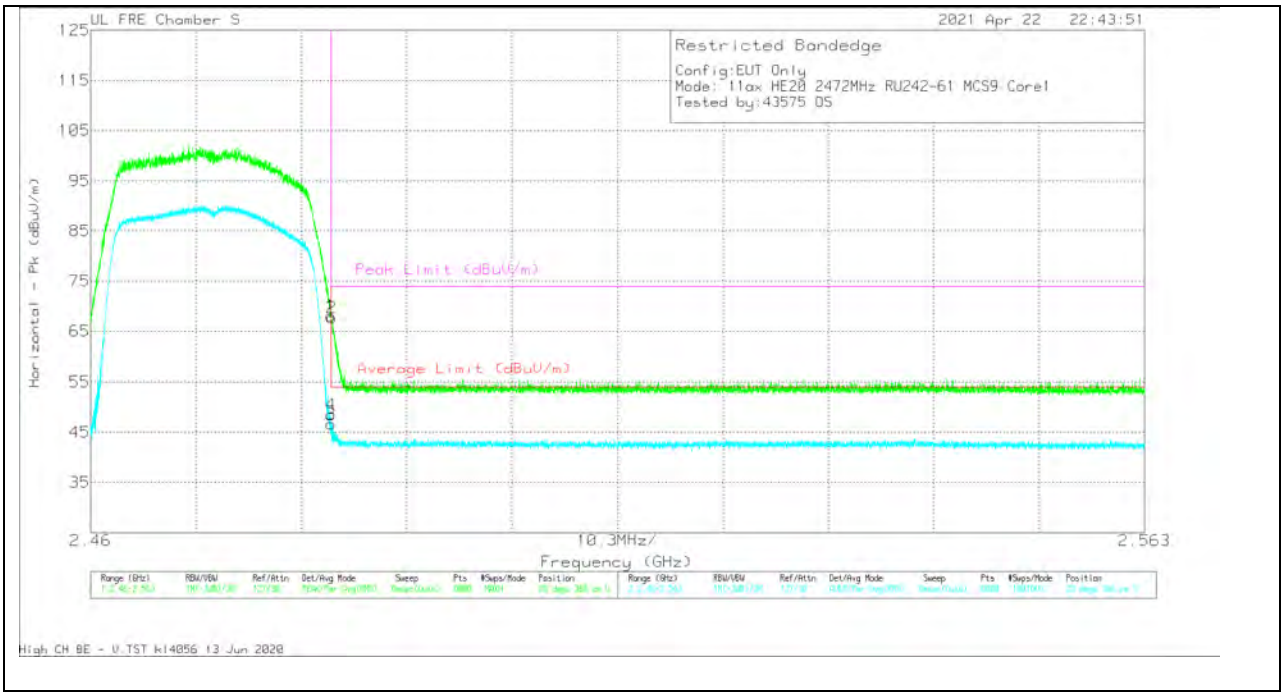

Marker	Frequency (GHz)	Meter Reading (dBuV)	Det	AF PRE0213833 (dB/m)	Amp/Cbl/Fltr /Pad (dB)	Corrected Reading (dBuV/m)	Average Limit (dBuV/m)	Margin (dB)	Peak Limit (dBuV/m)	PK Margin (dB)	Azimuth (Degs)	Height (cm)	Polarity
1	2.4835	70.81	Pk	32.2	-34.9	68.11	-	-	74	-5.89	28	366	V
3	2.4835	49.35	RMS	32.2	-34.9	46.65	54	-7.35	-	-	28	366	V
4	2.48351	51.16	RMS	32.2	-34.9	48.46	54	-5.54	-	-	28	366	V
2	2.48356	70.35	Pk	32.2	-34.9	67.65	-	-	74	-6.35	28	366	V

* - indicates frequency in CFR47 Pt 15 / IC RSS-Restricted Band

Pk - Peak detector
RMS - RMS detection

UL VERIFICATION SERVICES INC.
47173 Benicia Street, Fremont, CA 94538; USA TEL:(510) 319-4000 FAX:(510) 661-0888
This report shall not be reproduced except in full, without the written approval of UL Verification Services Inc.

10.1.5. 802.11ax HE20 OFDMA MODE

2TX ANT 4+ ANT 3 OFDMA MODE: 26-Tones, RU Index 0

BANDEDGE (LOW CHANNEL, CH 1)

HORIZONTAL RESULT

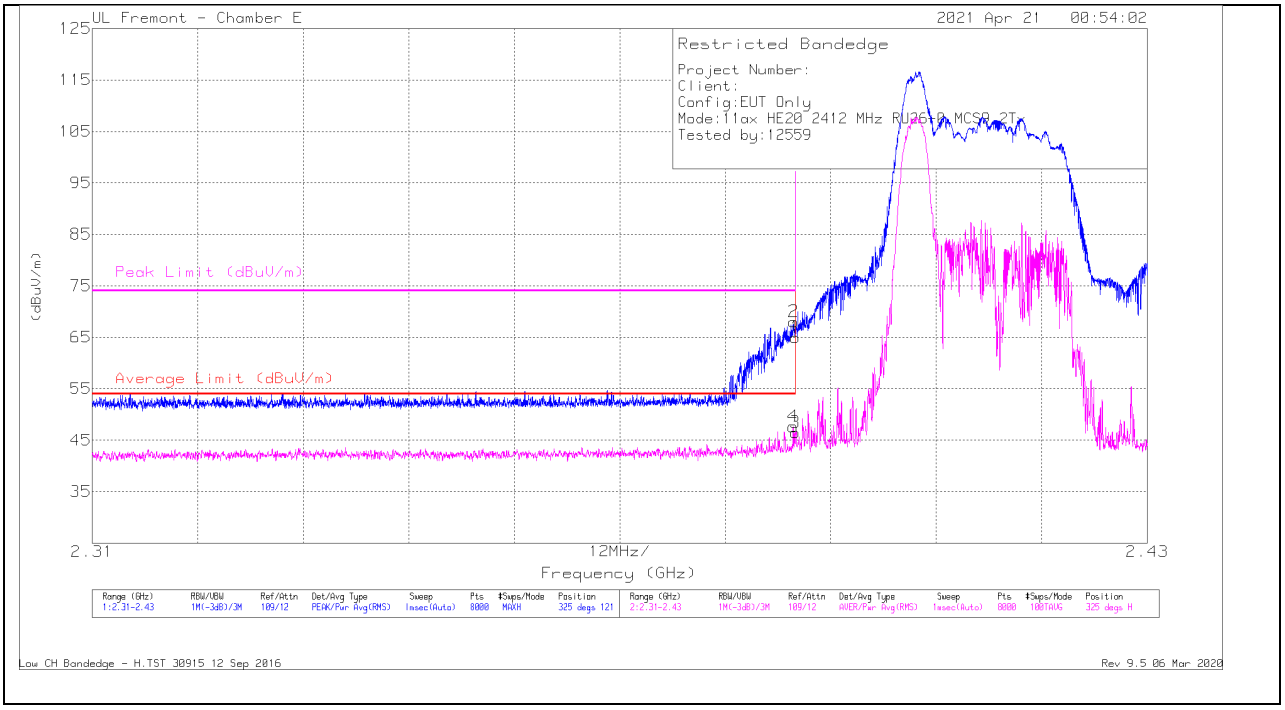

Marker	Frequency (GHz)	Meter Reading (dBuV)	Det	AF PRE0078107 (dB/m)	Amp/Cbl/Fltr/Pad (dB)	Corrected Reading (dBuV/m)	Average Limit (dBuV/m)	Margin (dB)	Peak Limit (dBuV/m)	PK Margin (dB)	Azimuth (Degs)	Height (cm)	Polarity
1	* 2.38999	50.4	Pk	32.2	-17.6	65	-	-	74	-9	325	121	H
2	* 2.3898	53.46	Pk	32.2	-17.6	68.06	-	-	74	-5.94	325	121	H
3	* 2.38999	31.9	RMS	32.2	-17.6	46.5	54	-7.5	-	-	325	121	H
4	* 2.38972	33.06	RMS	32.2	-17.6	47.66	54	-6.34	-	-	325	121	H

* - indicates frequency in CFR47 Pt 15 / IC RSS-Restricted Band

Pk - Peak detector
RMS - RMS detection

UL VERIFICATION SERVICES INC.
47173 Benicia Street, Fremont, CA 94538; USA TEL:(510) 319-4000 FAX:(510) 661-0888
This report shall not be reproduced except in full, without the written approval of UL Verification Services Inc.

VERTICAL RESULT

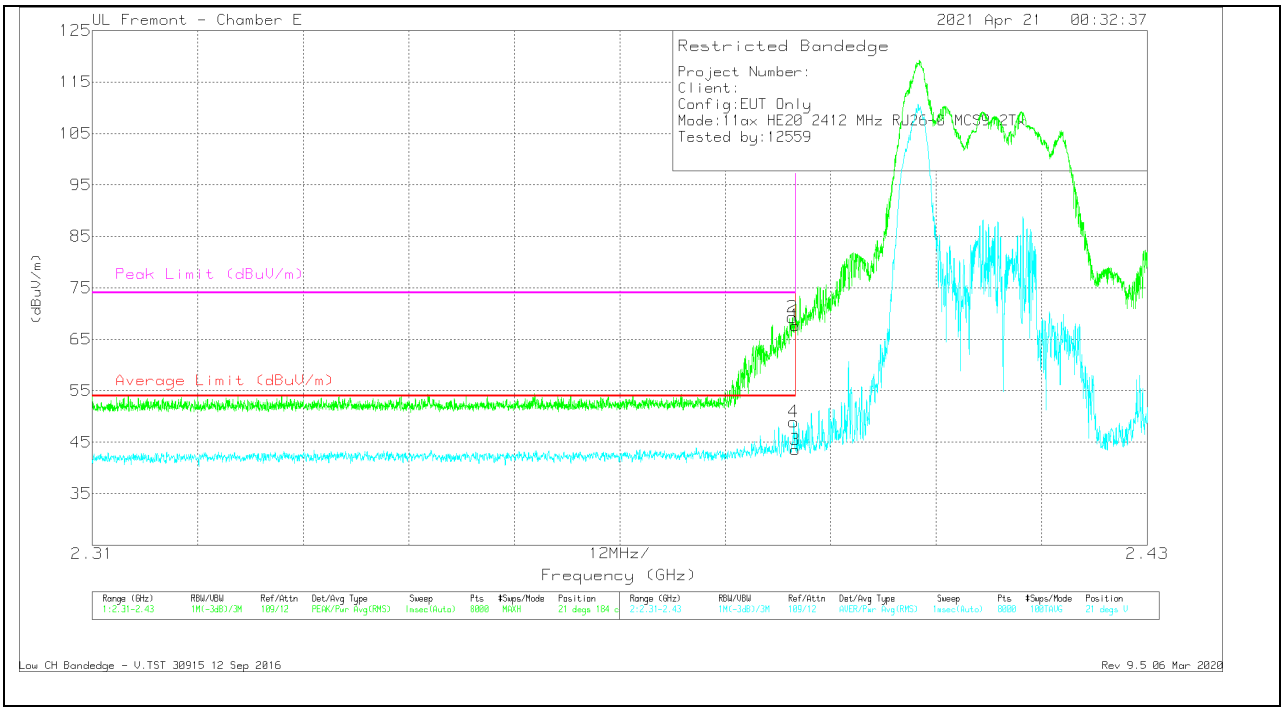

Marker	Frequency (GHz)	Meter Reading (dBuV)	Det	AF PRE007 8107 (dB/m)	Amp/Cbl/ Fltr/Pad (dB)	Corrected Reading (dBuV/m)	Average Limit (dBuV/m)	Margin (dB)	Peak Limit (dBuV/m)	PK Margin (dB)	Azimuth (Degs)	Height (cm)	Polarity
1	* 2.38999	53.08	Pk	32.2	-17.6	67.68	-	-	74	-6.32	21	184	V
2	* 2.38965	54.7	Pk	32.2	-17.6	69.3	-	-	74	-4.7	21	184	V
3	* 2.38999	28.95	RMS	32.2	-17.6	43.55	54	-10.45	-	-	21	184	V
4	* 2.38978	34.35	RMS	32.2	-17.6	48.95	54	-5.05	-	-	21	184	V

* - indicates frequency in CFR47 Pt 15 / IC RSS-Restricted Band

Pk - Peak detector
RMS - RMS detection

UL VERIFICATION SERVICES INC.
47173 Benicia Street, Fremont, CA 94538; USA TEL:(510) 319-4000 FAX:(510) 661-0888
This report shall not be reproduced except in full, without the written approval of UL Verification Services Inc.

BANDEDGE (LOW CHANNEL, CH 2)

HORIZONTAL RESULT

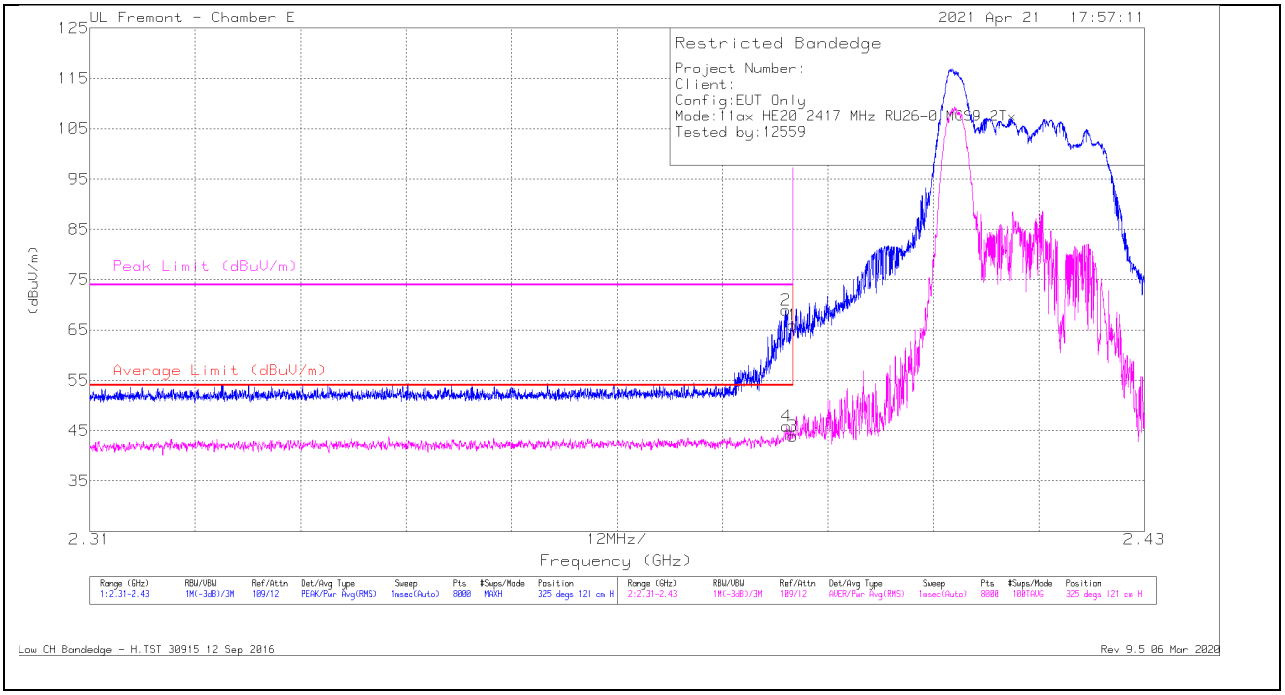

Marker	Frequency (GHz)	Meter Reading (dBuV)	Det	AF PRE007 8107 (dB/m)	Amp/Cbl/ Fltr/Pad (dB)	Corrected Reading (dBuV/m)	Average Limit (dBuV/m)	Margin (dB)	Peak Limit (dBuV/m)	PK Margin (dB)	Azimuth (Degs)	Height (cm)	Polarity
1	* 2.38999	51.38	Pk	32.2	-17.6	65.98	-	-	74	-8.02	325	121	H
2	* 2.38918	54.35	Pk	32.2	-17.6	68.95	-	-	74	-5.05	325	121	H
3	* 2.38999	29.34	RMS	32.2	-17.6	43.94	54	-10.06	-	-	325	121	H
4	* 2.3893	31.26	RMS	32.2	-17.6	45.86	54	-8.14	-	-	325	121	H

* - indicates frequency in CFR47 Pt 15 / IC RSS-Restricted Band

Pk - Peak detector
RMS - RMS detection

UL VERIFICATION SERVICES INC.
47173 Benicia Street, Fremont, CA 94538; USA TEL:(510) 319-4000 FAX:(510) 661-0888
This report shall not be reproduced except in full, without the written approval of UL Verification Services Inc.

VERTICAL RESULT

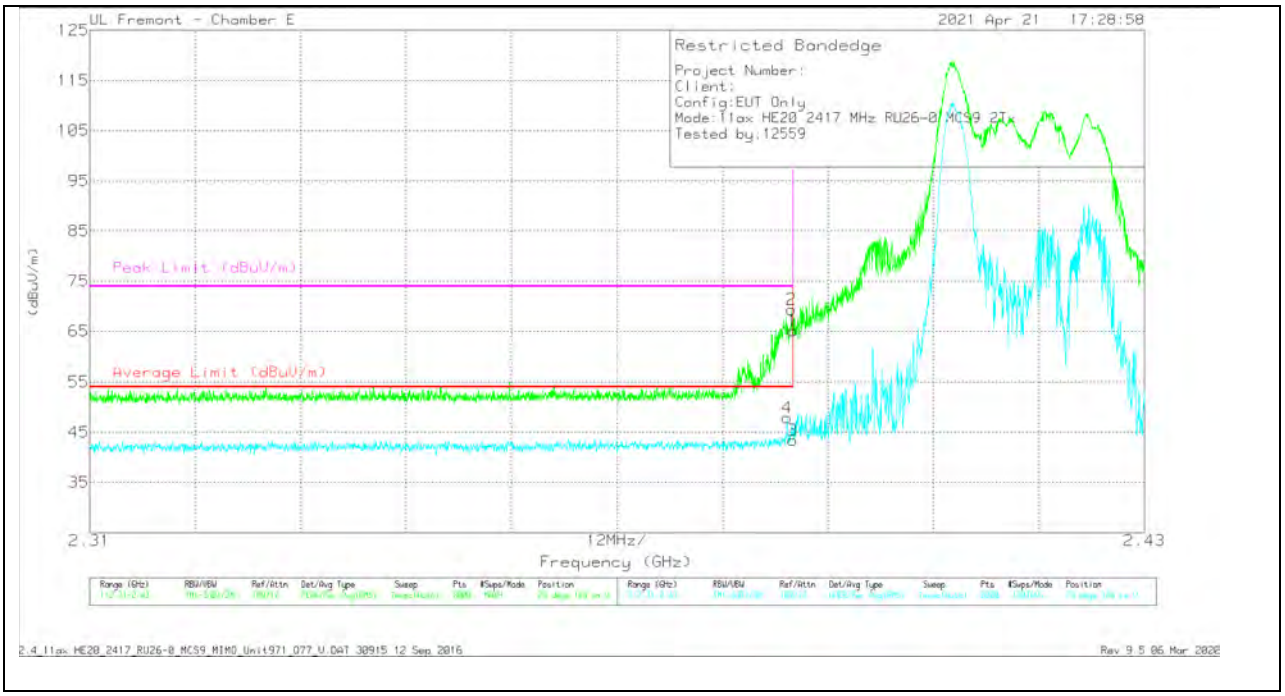

Marker	Frequency (GHz)	Meter Reading (dBuV)	Det	AF PRE0078107 (dB/m)	Amp/Cbl/ Fltr/Pad (dB)	Corrected Reading (dBuV/m)	Average Limit (dBuV/m)	Margin (dB)	Peak Limit (dBuV/m)	PK Margin (dB)	Azimuth (Degs)	Height (cm)	Polarity
1	* 2.38999	50.43	Pk	32.2	-17.6	65.03	-	-	74	-8.97	29	184	V
2	* 2.38986	54.73	Pk	32.2	-17.6	69.33	-	-	74	-4.67	29	184	V
3	* 2.38999	28.83	RMS	32.2	-17.6	43.43	54	-10.57	-	-	29	184	V
4	* 2.38935	33.29	RMS	32.2	-17.6	47.89	54	-6.11	-	-	29	184	V

* - indicates frequency in CFR47 Pt 15 / IC RSS-Restricted Band

Pk - Peak detector
RMS - RMS detection

UL VERIFICATION SERVICES INC.
47173 Benicia Street, Fremont, CA 94538; USA TEL:(510) 319-4000 FAX:(510) 661-0888
This report shall not be reproduced except in full, without the written approval of UL Verification Services Inc.

BANDEDGE (LOW CHANNEL, CH 3)

HORIZONTAL RESULT

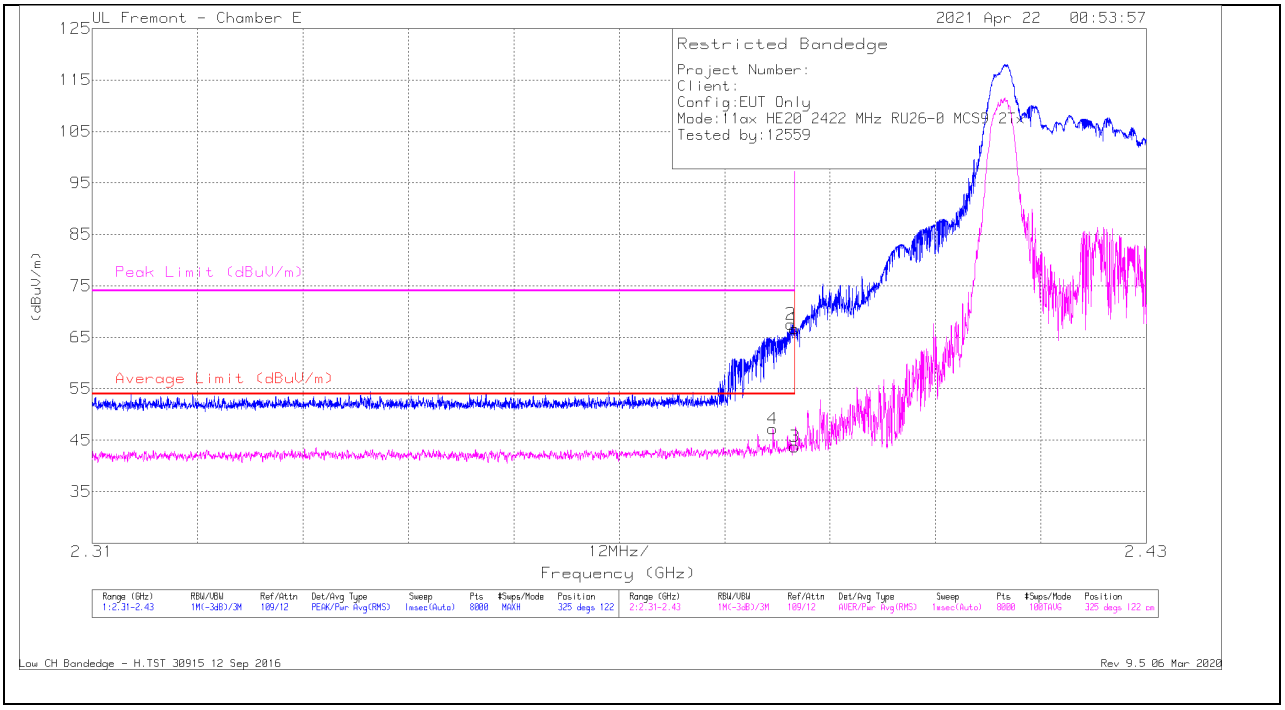

Marker	Frequency(GHz)	MeterReading(dBuV)	Det	AF PRE0078107 (dB/m)	Amp/Cbl/Fltr/Pad (dB)	CorrectedReading(dBuV/m)	Average Limit (dBuV/m)	Margin(dB)	Peak Limit (dBuV/m)	PK Margin(dB)	Azimuth(Degs)	Height(cm)	Polarity
1	* 2.38999	52.1	Pk	32.2	-17.6	66.7	-	-	74	-7.3	325	122	H
2	* 2.38956	52.94	Pk	32.2	-17.6	67.54	-	-	74	-6.46	325	122	H
3	* 2.38999	29.16	RMS	32.2	-17.6	43.76	54	-10.24	-	-	325	122	H
4	* 2.38749	32.62	RMS	32.2	-17.6	47.22	54	-6.78	-	-	325	122	H

* - indicates frequency in CFR47 Pt 15 / IC RSS-Restricted Band

Pk - Peak detector
RMS - RMS detection

UL VERIFICATION SERVICES INC.
47173 Benicia Street, Fremont, CA 94538; USA TEL:(510) 319-4000 FAX:(510) 661-0888
This report shall not be reproduced except in full, without the written approval of UL Verification Services Inc.

VERTICAL RESULT

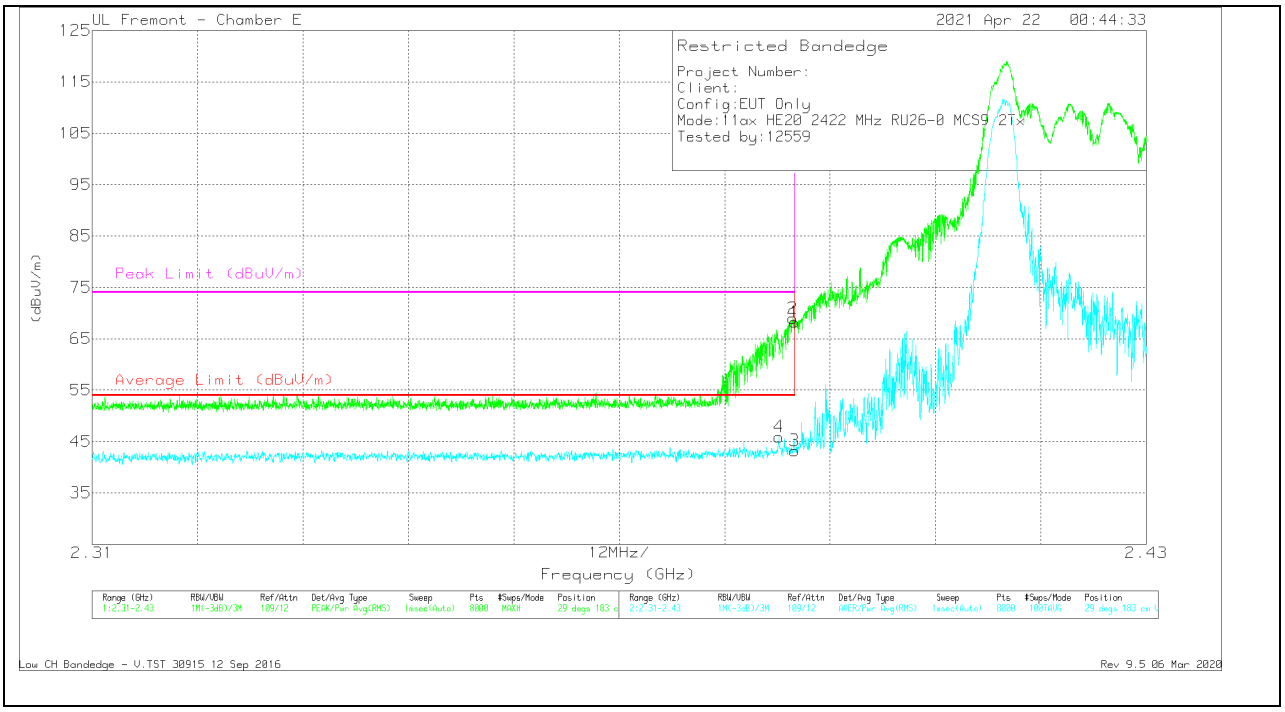

Marker	Frequency (GHz)	Meter Reading (dBuV)	Det	AF PRE0078107 (dB/m)	Amp/Cbl/Fltr/Pad (dB)	Corrected Reading (dBuV/m)	Average Limit (dBuV/m)	Margin (dB)	Peak Limit (dBuV/m)	PK Margin (dB)	Azimuth (Degs)	Height (cm)	Polarity
4	* 2.38816	31.31	RMS	32.2	-17.6	45.91	54	-8.09	-	-	29	183	V
2	* 2.38974	54.37	Pk	32.2	-17.6	68.97	-	-	74	-5.03	29	183	V
1	* 2.38999	53.66	Pk	32.2	-17.6	68.26	-	-	74	-5.74	29	183	V
3	* 2.38999	28.6	RMS	32.2	-17.6	43.2	54	-10.8	-	-	29	183	V

* - indicates frequency in CFR47 Pt 15 / IC RSS-Restricted Band

Pk - Peak detector
RMS - RMS detection

UL VERIFICATION SERVICES INC.
47173 Benicia Street, Fremont, CA 94538; USA TEL:(510) 319-4000 FAX:(510) 661-0888
This report shall not be reproduced except in full, without the written approval of UL Verification Services Inc.

BANDEDGE (HIGH CHANNEL, CH 9)

HORIZONTAL RESULT

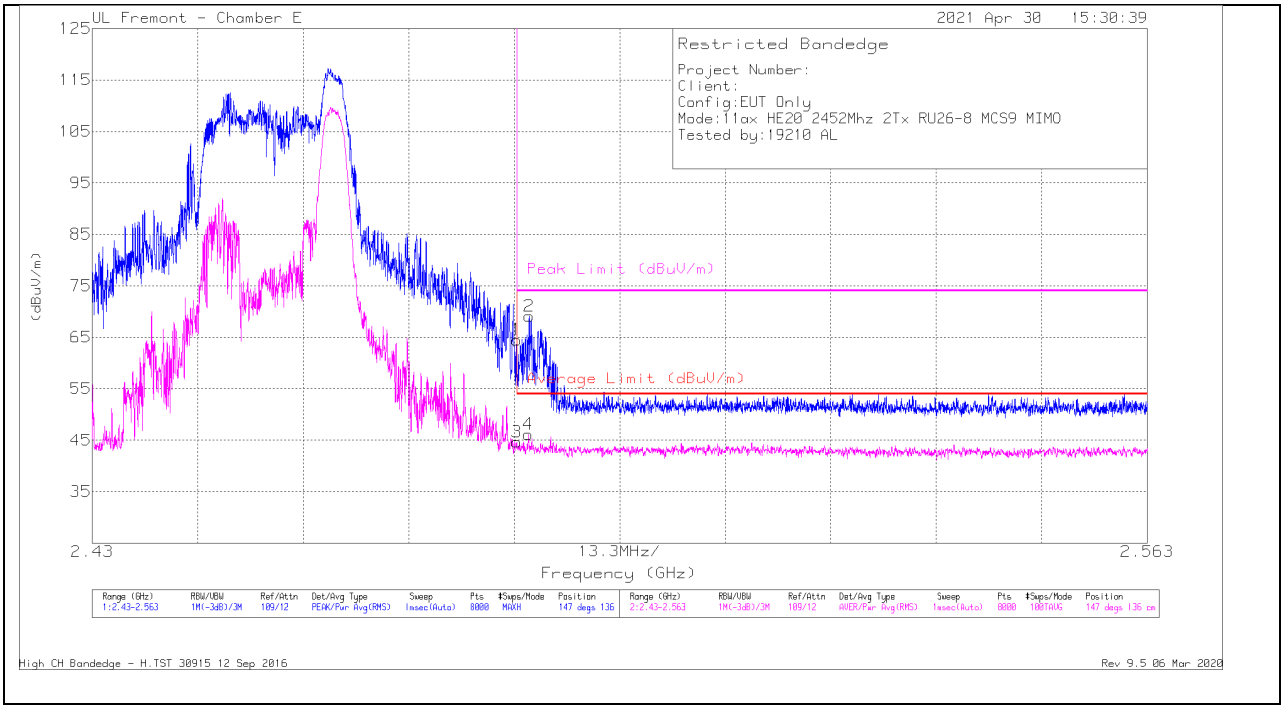

Marker	Frequency (GHz)	Meter Reading (dBuV)	Det	AF PRE0078107 (dB/m)	Amp/Cbl/Fltr/ Pad (dB)	Corrected Reading (dBuV/m)	Average Limit (dBuV/m)	Margin (dB)	Peak Limit (dBuV/m)	PK Margin (dB)	Azimuth (Degs)	Height (cm)	Polarity
1	* 2.48351	49.61	Pk	32.6	-17.7	64.51	-	-	74	-9.49	147	136	H
2	* 2.48509	54.21	Pk	32.6	-17.7	69.11	-	-	74	-4.89	147	136	H
3	* 2.48351	29.75	RMS	32.6	-17.7	44.65	54	-9.35	-	-	147	136	H
4	* 2.48497	31.25	RMS	32.6	-17.7	46.15	54	-7.85	-	-	147	136	H

* - indicates frequency in CFR47 Pt 15 / IC RSS-Restricted Band

Pk - Peak detector
RMS - RMS detection

UL VERIFICATION SERVICES INC.
47173 Benicia Street, Fremont, CA 94538; USA TEL:(510) 319-4000 FAX:(510) 661-0888
This report shall not be reproduced except in full, without the written approval of UL Verification Services Inc.

VERTICAL RESULT

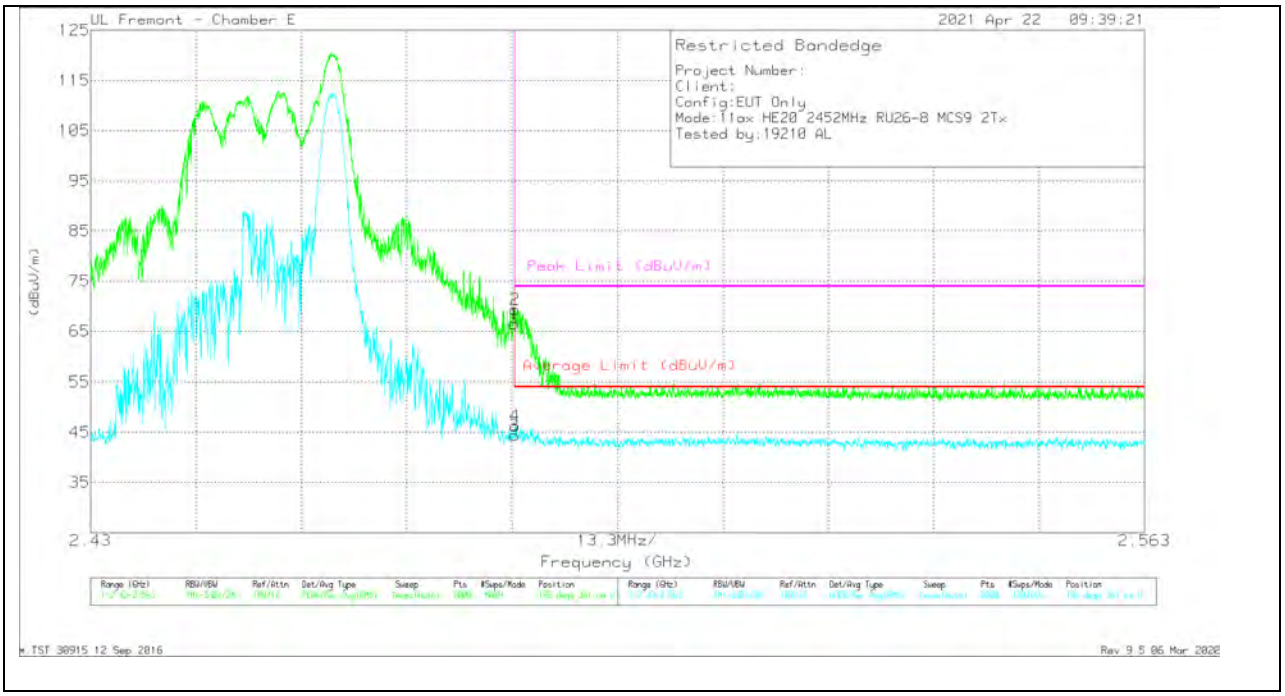

Marker	Frequency (GHz)	Meter Reading (dBuV)	Det	AF PRE0078107 (dB/m)	Amp/Cbl/Fltr/Pad (dB)	Corrected Reading (dBuV/m)	Average Limit (dBuV/m)	Margin (dB)	Peak Limit (dBuV/m)	PK Margin (dB)	Azimuth (Degs)	Height (cm)	Polarity
1	* 2.48351	51.61	Pk	32.6	-17.7	66.51	-	-	74	-7.49	196	341	V
3	* 2.48351	29.5	RMS	32.6	-17.7	44.4	54	-9.6	-	-	196	341	V
2	* 2.48357	54.47	Pk	32.6	-17.7	69.37	-	-	74	-4.63	196	341	V
4	* 2.48361	31.37	RMS	32.6	-17.7	46.27	54	-7.73	-	-	196	341	V

* - indicates frequency in CFR47 Pt 15 / IC RSS-Restricted Band

Pk - Peak detector
RMS - RMS detection

UL VERIFICATION SERVICES INC.
47173 Benicia Street, Fremont, CA 94538; USA TEL:(510) 319-4000 FAX:(510) 661-0888
This report shall not be reproduced except in full, without the written approval of UL Verification Services Inc.

BANDEDGE (HIGH CHANNEL, CH 10)

HORIZONTAL RESULT

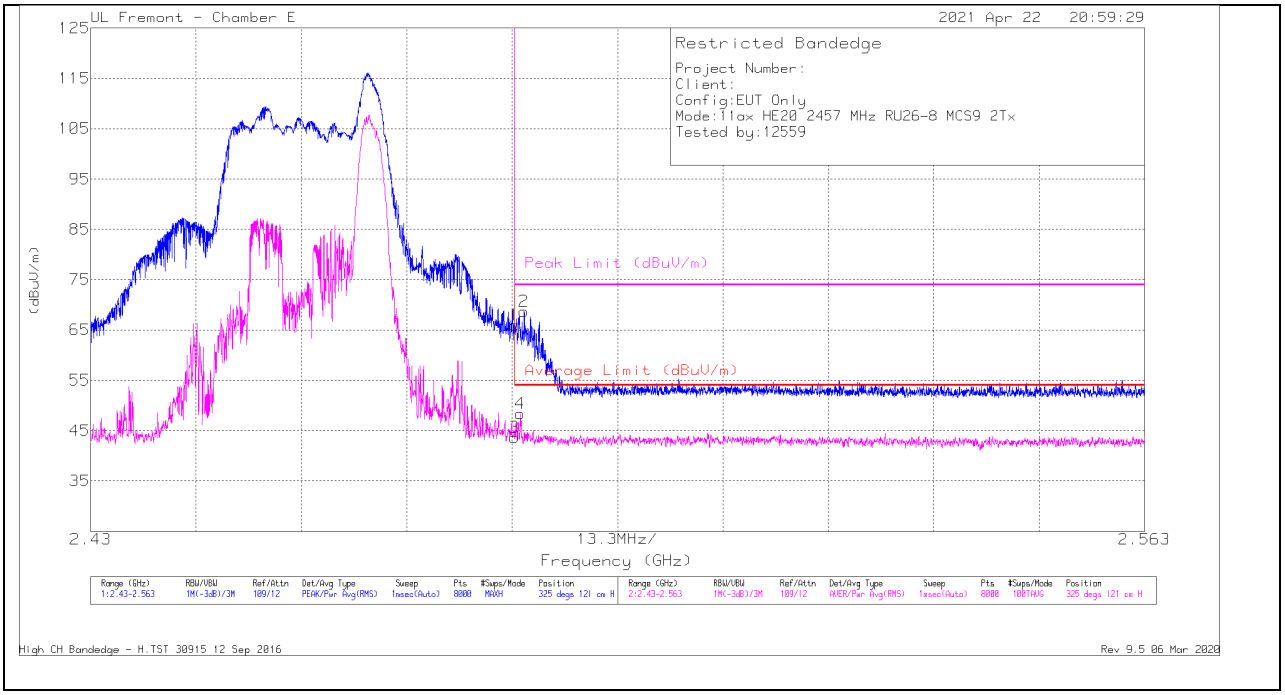

Marker	Frequency (GHz)	Meter Reading (dBuV)	Det	AF PRE0078107 (dB/m)	Amp/Cbl/Fltr/Pad (dB)	Corrected Reading (dBuV/m)	Average Limit (dBuV/m)	Margin (dB)	Peak Limit (dBuV/m)	PK Margin (dB)	Azimuth (Degs)	Height (cm)	Polarity
1	* 2.48351	51.11	Pk	32.6	-17.7	66.01	-	-	74	-7.99	325	121	H
2	* 2.4847	53.8	Pk	32.6	-17.7	68.7	-	-	74	-5.3	325	121	H
3	* 2.48351	28.73	RMS	32.6	-17.7	43.63	54	-10.37	-	-	325	121	H
4	* 2.48422	33.47	RMS	32.6	-17.7	48.37	54	-5.63	-	-	325	121	H

* - indicates frequency in CFR47 Pt 15 / IC RSS-Restricted Band

Pk - Peak detector
RMS - RMS detection

UL VERIFICATION SERVICES INC.
47173 Benicia Street, Fremont, CA 94538; USA TEL:(510) 319-4000 FAX:(510) 661-0888
This report shall not be reproduced except in full, without the written approval of UL Verification Services Inc.

VERTICAL RESULT

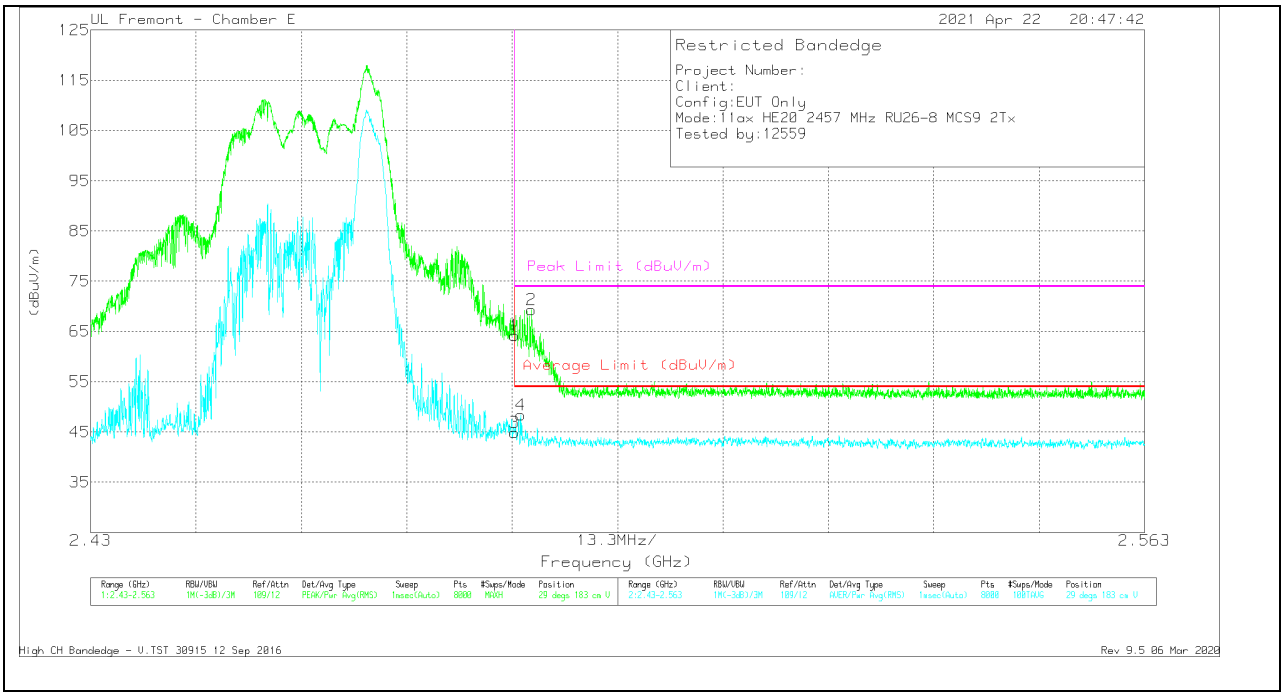

Marker	Frequency (GHz)	Meter Reading (dBuV)	Det	AF PRE0078107 (dB/m)	Amp/Cbl/Fltr/Pad (dB)	Corrected Reading (dBuV/m)	Average Limit (dBuV/m)	Margin (dB)	Peak Limit (dBuV/m)	PK Margin (dB)	Azimuth (Degs)	Height (cm)	Polarity
1	* 2.48351	49.34	Pk	32.6	-17.7	64.24	-	-	74	-9.76	29	183	V
2	* 2.48563	54.43	Pk	32.6	-17.7	69.33	-	-	74	-4.67	29	183	V
3	* 2.48351	29.98	RMS	32.6	-17.7	44.88	54	-9.12	-	-	29	183	V
4	* 2.48427	33.44	RMS	32.6	-17.7	48.34	54	-5.66	-	-	29	183	V

* - indicates frequency in CFR47 Pt 15 / IC RSS-Restricted Band

Pk - Peak detector
RMS - RMS detection

UL VERIFICATION SERVICES INC.
47173 Benicia Street, Fremont, CA 94538; USA TEL:(510) 319-4000 FAX:(510) 661-0888
This report shall not be reproduced except in full, without the written approval of UL Verification Services Inc.

BANDEDGE (HIGH CHANNEL, CH 11)

HORIZONTAL RESULT

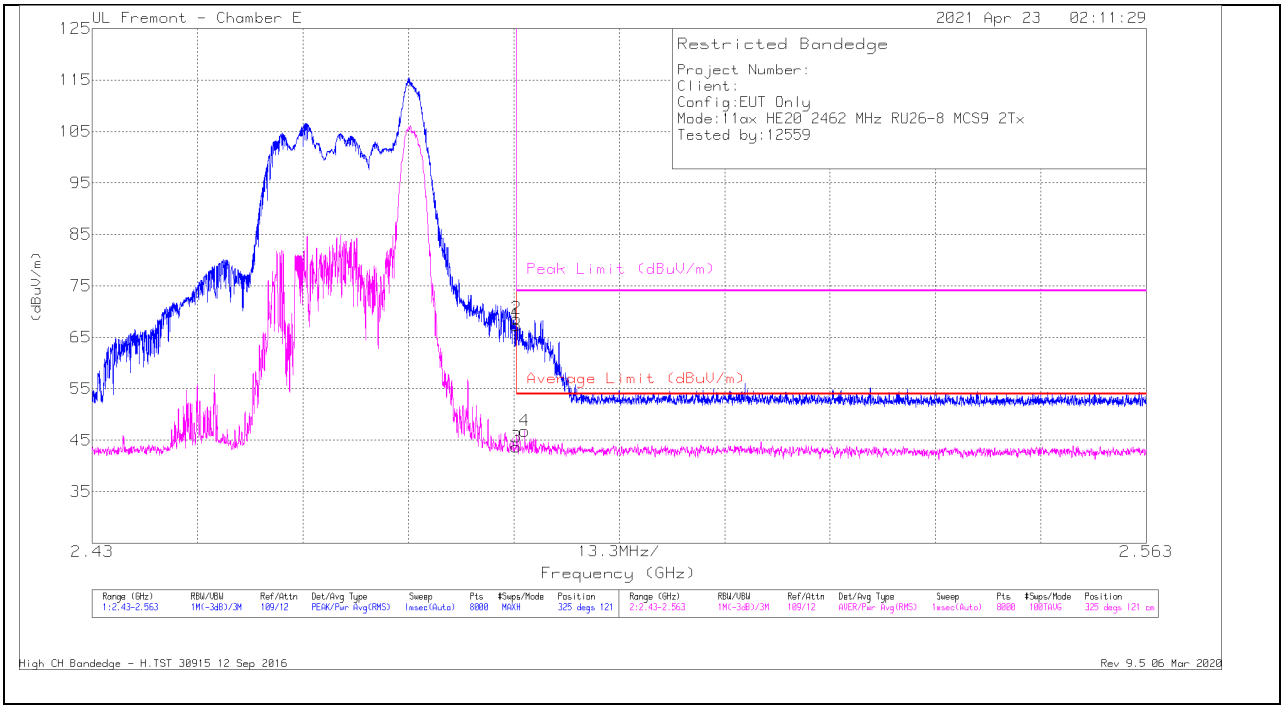

Marker	Frequency (GHz)	Meter Reading (dBuV)	Det	AF PRE0078107 (dB/m)	Amp/Cbl/Fltr/Pad (dB)	Corrected Reading (dBuV/m)	Average Limit (dBuV/m)	Margin (dB)	Peak Limit (dBuV/m)	PK Margin (dB)	Azimuth (Degs)	Height (cm)	Polarity
1	* 2.48351	52.44	Pk	32.6	-17.7	67.34	-	-	74	-6.66	325	121	H
2	* 2.48354	53.75	Pk	32.6	-17.7	68.65	-	-	74	-5.35	325	121	H
3	* 2.48351	28.77	RMS	32.6	-17.7	43.67	54	-10.33	-	-	325	121	H
4	* 2.48457	31.92	RMS	32.6	-17.7	46.82	54	-7.18	-	-	325	121	H

* - indicates frequency in CFR47 Pt 15 / IC RSS-Restricted Band

Pk - Peak detector
RMS - RMS detection

UL VERIFICATION SERVICES INC.
47173 Benicia Street, Fremont, CA 94538; USA TEL:(510) 319-4000 FAX:(510) 661-0888
This report shall not be reproduced except in full, without the written approval of UL Verification Services Inc.

VERTICAL RESULT

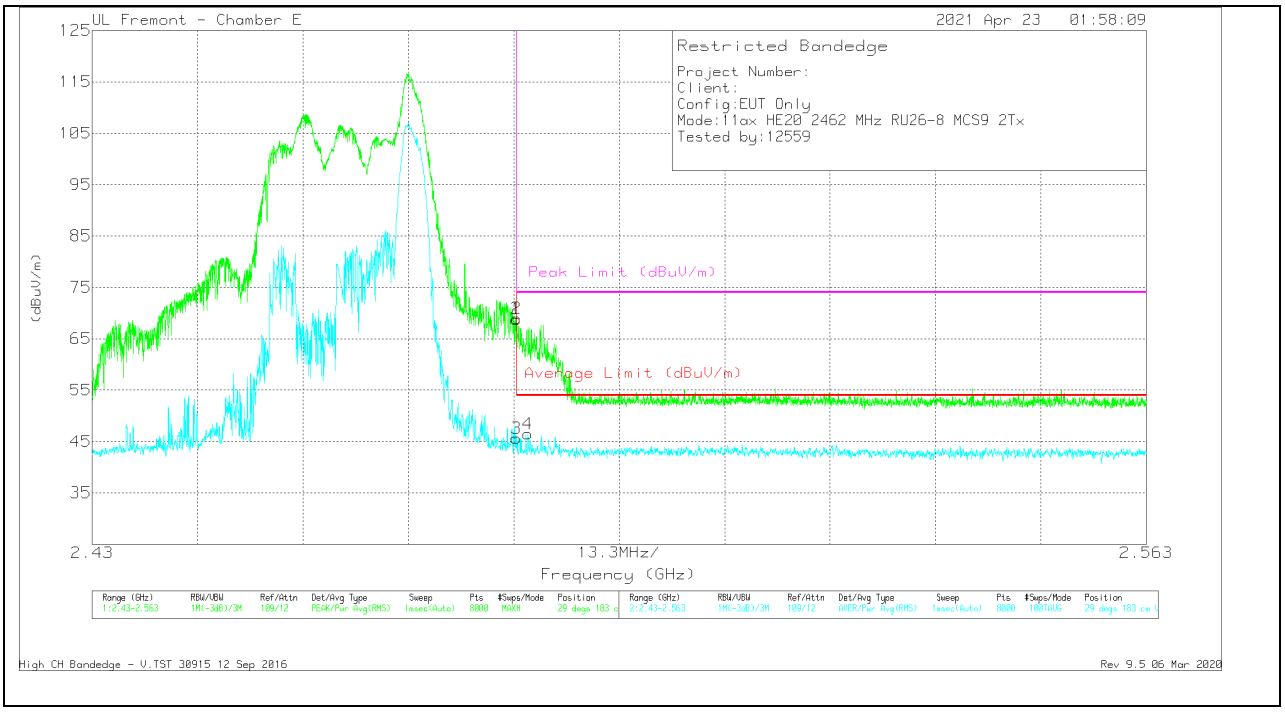

Marker	Frequency (GHz)	Meter Reading (dBuV)	Det	AF PRE0078107 (dB/m)	Amp/Cbl/ Fltr/Pad (dB)	Corrected Reading (dBuV/m)	Average Limit (dBuV/m)	Margin (dB)	Peak Limit (dBuV/m)	PK Margin (dB)	Azimuth (Degs)	Height (cm)	Polarity
1	* 2.48351	53.91	Pk	32.6	-17.7	68.81	-	-	74	-5.19	29	183	V
2	* 2.48356	54.06	Pk	32.6	-17.7	68.96	-	-	74	-5.04	29	183	V
3	* 2.48351	30.72	RMS	32.6	-17.7	45.62	54	-8.38	-	-	29	183	V
4	* 2.48497	31.57	RMS	32.6	-17.7	46.47	54	-7.53	-	-	29	183	V

* - indicates frequency in CFR47 Pt 15 / IC RSS-Restricted Band

Pk - Peak detector
RMS - RMS detection

UL VERIFICATION SERVICES INC.
47173 Benicia Street, Fremont, CA 94538; USA TEL:(510) 319-4000 FAX:(510) 661-0888
This report shall not be reproduced except in full, without the written approval of UL Verification Services Inc.

BANDEDGE (HIGH CHANNEL, CH 12)

HORIZONTAL RESULT

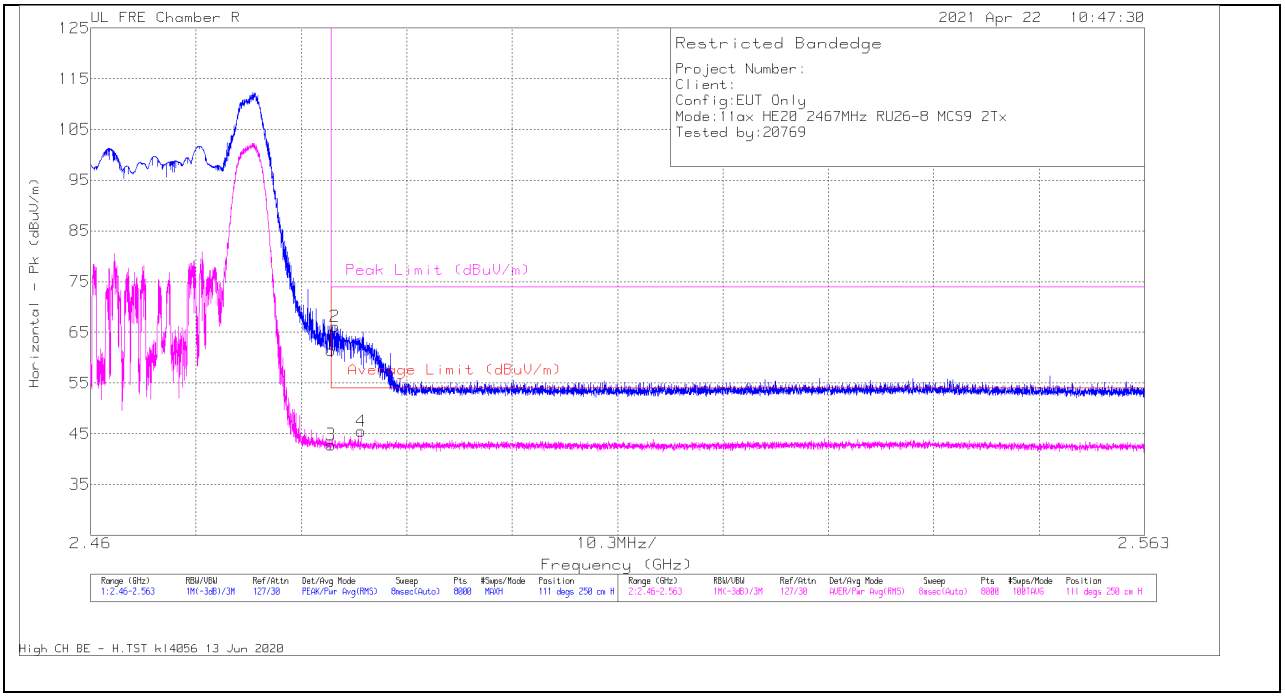

Marker	Frequency (GHz)	Meter Reading (dBuV)	Det	AF PRE0213973 (dB/m)	Amp/Cbl/Fltr/Pad (dB)	Corrected Reading (dBuV/m)	Average Limit (dBuV/m)	Margin (dB)	Peak Limit (dBuV/m)	PK Margin (dB)	Azimuth (Degs)	Height (cm)	Polarity
1	2.4835	64.24	Pk	32.5	-35.3	61.44	-	-	74	-12.56	111	250	H
3	2.4835	45.64	RMS	32.5	-35.3	42.84	54	-11.16	-	-	111	250	H
2	2.48385	68.98	Pk	32.5	-35.3	66.18	-	-	74	-7.82	111	250	H
4	2.48644	48.34	RMS	32.5	-35.3	45.54	54	-8.46	-	-	111	250	H

* - indicates frequency in CFR47 Pt 15 / IC RSS-Restricted Band

Pk - Peak detector
RMS - RMS detection

UL VERIFICATION SERVICES INC.
47173 Benicia Street, Fremont, CA 94538; USA TEL:(510) 319-4000 FAX:(510) 661-0888
This report shall not be reproduced except in full, without the written approval of UL Verification Services Inc.

VERTICAL RESULT

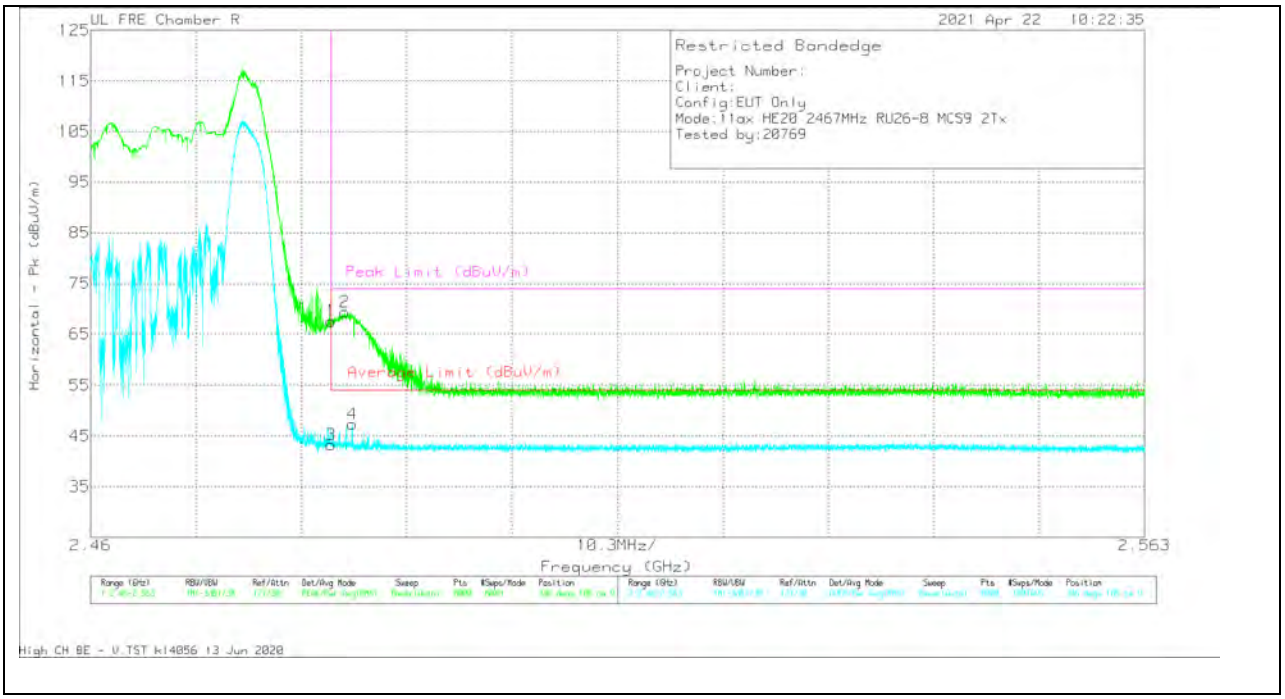

Marker	Frequency (GHz)	Meter Reading (dBuV)	Det	AF PRE0213973 (dB/m)	Amp/Cbl/ Fltr/Pad (dB)	Corrected Reading (dBuV/m)	Average Limit (dBuV/m)	Margin (dB)	Peak Limit (dBuV/m)	PK Margin (dB)	Azimuth (Degs)	Height (cm)	Polarity
1	2.4835	70.38	Pk	32.5	-35.3	67.58	-	-	74	-6.42	346	105	V
3	2.4835	46.11	RMS	32.5	-35.3	43.31	54	-10.69	-	-	346	105	V
2	2.48483	72.12	Pk	32.5	-35.3	69.32	-	-	74	-4.68	346	105	V
4	2.48557	50.19	RMS	32.5	-35.3	47.39	54	-6.61	-	-	346	105	V

* - indicates frequency in CFR47 Pt 15 / IC RSS-Restricted Band

Pk - Peak detector
RMS - RMS detection

UL VERIFICATION SERVICES INC.
47173 Benicia Street, Fremont, CA 94538; USA TEL:(510) 319-4000 FAX:(510) 661-0888
This report shall not be reproduced except in full, without the written approval of UL Verification Services Inc.

BANDEDGE (HIGH CHANNEL, CH 13)

HORIZONTAL RESULT

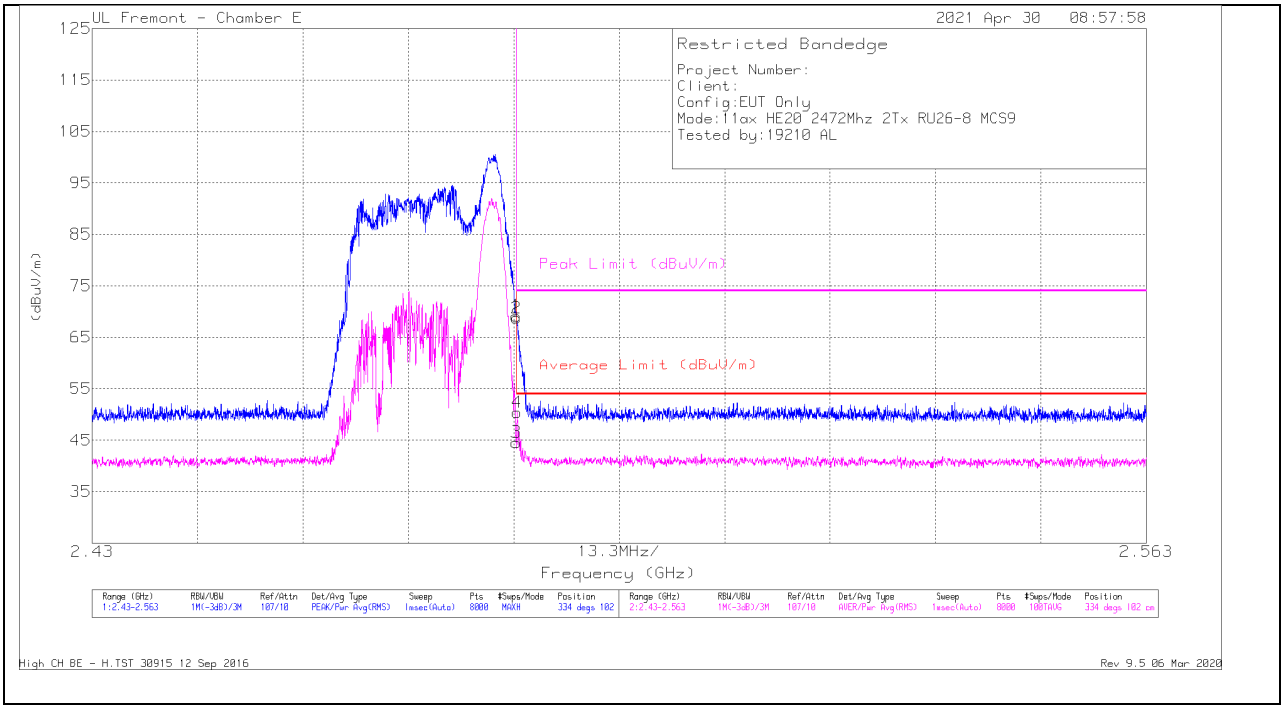

Marker	Frequency (GHz)	Meter Reading (dBuV)	Det	AF PRE0078107 (dB/m)	Amp/Cbl/Fltr/ Pad (dB)	Corrected Reading (dBuV/m)	Average Limit (dBuV/m)	Margin (dB)	Peak Limit (dBuV/m)	PK Margin (dB)	Azimuth (Degs)	Height (cm)	Polarity
1	* 2.48351	61.95	Pk	32.6	-25.4	69.15	-	-	74	-4.85	334	102	H
2	* 2.48354	61.52	Pk	32.6	-25.4	68.72	-	-	74	-5.28	334	102	H
3	* 2.48351	37.37	RMS	32.6	-25.4	44.57	54	-9.43	-	-	334	102	H
4	* 2.48362	43.2	RMS	32.6	-25.4	50.4	54	-3.6	-	-	334	102	H

* - indicates frequency in CFR47 Pt 15 / IC RSS-Restricted Band

Pk - Peak detector
RMS - RMS detection

UL VERIFICATION SERVICES INC.
47173 Benicia Street, Fremont, CA 94538; USA TEL:(510) 319-4000 FAX:(510) 661-0888
This report shall not be reproduced except in full, without the written approval of UL Verification Services Inc.

VERTICAL RESULT

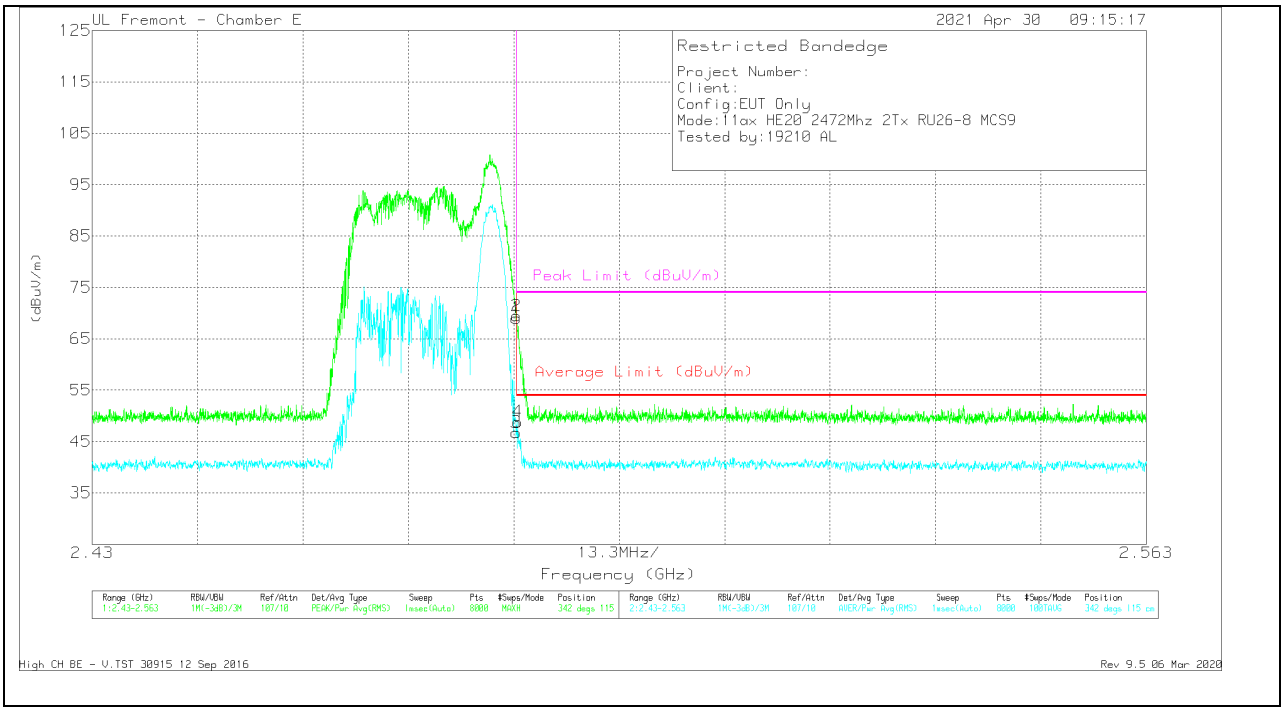

Marker	Frequency (GHz)	Meter Reading (dBuV)	Det	AF PRE0078107 (dB/m)	Amp/Cbl/Fltr/ Pad (dB)	Corrected Reading (dBuV/m)	Average Limit (dBuV/m)	Margin (dB)	Peak Limit (dBuV/m)	PK Margin (dB)	Azimuth (Degs)	Height (cm)	Polarity
1	* 2.48351	61.85	Pk	32.6	-25.4	69.05	-	-	74	-4.95	342	115	V
2	* 2.48352	62.27	Pk	32.6	-25.4	69.47	-	-	74	-4.53	342	115	V
3	* 2.48351	39.55	RMS	32.6	-25.4	46.75	54	-7.25	-	-	342	115	V
4	* 2.48369	41.64	RMS	32.6	-25.4	48.84	54	-5.16	-	-	342	115	V

* - indicates frequency in CFR47 Pt 15 / IC RSS-Restricted Band

Pk - Peak detector
RMS - RMS detection

UL VERIFICATION SERVICES INC.
47173 Benicia Street, Fremont, CA 94538; USA TEL:(510) 319-4000 FAX:(510) 661-0888
This report shall not be reproduced except in full, without the written approval of UL Verification Services Inc.

HARMONICS AND SPURIOUS EMISSIONS

LOW CHANNEL, CH 1 RESULTS

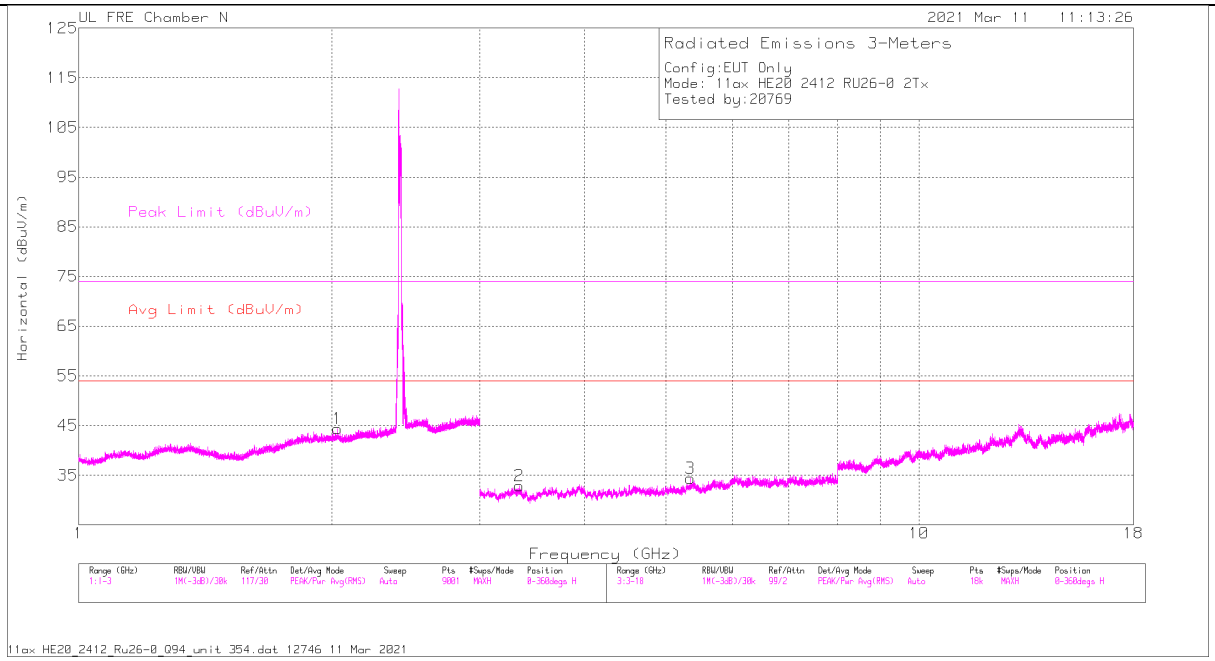

HORIZONTAL

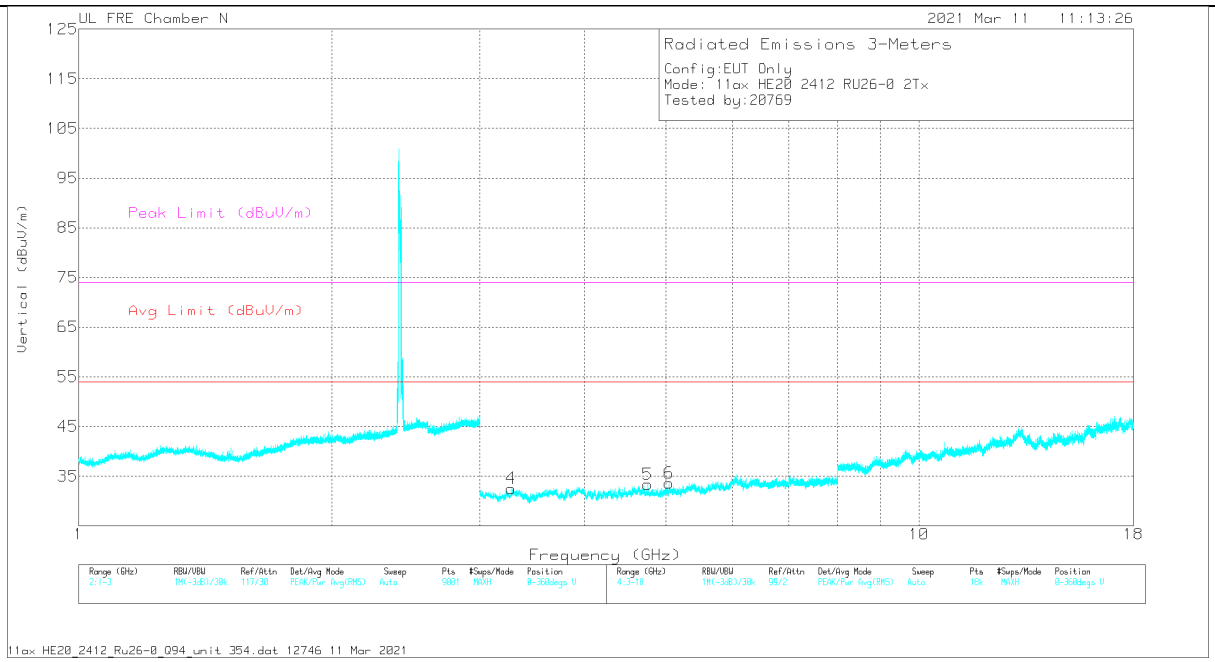

VERTICAL

UL VERIFICATION SERVICES INC.
47173 Benicia Street, Fremont, CA 94538; USA TEL:(510) 319-4000 FAX:(510) 661-0888
This report shall not be reproduced except in full, without the written approval of UL Verification Services Inc.

RADIATED EMISSIONS

Range 1: Horizontal 1000 - 3000MHz

Marker	Frequency (GHz)	Meter Reading (dBuV)	Det	AF PRE0213971 (dB/m)	Amp/Cbl/Fltr/Pad (dB)	Corrected Reading (dBuV/m)	Avg Limit (dBuV/m)	Margin (dB)	Peak Limit (dBuV/m)	PK Margin (dB)	Azimuth (Degs)	Height (cm)	Polarity
1	2.02986	58.84	PK2	31.2	-36.7	53.34	-	-	-	-	114	197	H

Range 3: Horizontal 3000 - 18000MHz

Marker	Frequency (GHz)	Meter Reading (dBuV)	Det	AF PRE0213971 (dB/m)	Amp/Cbl/Fltr/Pad (dB)	Corrected Reading (dBuV/m)	Avg Limit (dBuV/m)	Margin (dB)	Peak Limit (dBuV/m)	PK Margin (dB)	Azimuth (Degs)	Height (cm)	Polarity
2	3.34276	54.65	PK2	32.7	-42.8	44.55	-	-	-	-	274	337	H
3	5.33953	53.04	PK2	34.5	-42.4	45.14	-	-	-	-	270	364	H

Range 4: Vertical 3000 - 18000MHz

Marker	Frequency (GHz)	Meter Reading (dBuV)	Det	AF PRE0213971 (dB/m)	Amp/Cbl/Fltr/Pad (dB)	Corrected Reading (dBuV/m)	Avg Limit (dBuV/m)	Margin (dB)	Peak Limit (dBuV/m)	PK Margin (dB)	Azimuth (Degs)	Height (cm)	Polarity
4	3.26878	55.27	PK2	32.7	-43.6	44.37	-	-	-	-	152	358	V
5	* 4.75852	53.29	PK2	34	-43.1	44.19	-	-	74	-29.81	150	374	V
	* 4.7557	41.61	MAv1	34	-43.1	32.51	54	-21.49	-	-	150	374	V
6	* 5.0467	52.99	PK2	34.3	-43	44.29	-	-	74	-29.71	172	321	V
	* 5.04686	41.5	MAv1	34.3	-43	32.8	54	-21.2	-	-	172	321	V

* - indicates frequency in CFR47 Pt 15 / IC RSS-Restricted Band

PK2 - KDB558074 Method: Maximum Peak
MAv1 - KDB558074 Option 1 Maximum RMS Average

UL VERIFICATION SERVICES INC.
47173 Benicia Street, Fremont, CA 94538; USA TEL:(510) 319-4000 FAX:(510) 661-0888
This report shall not be reproduced except in full, without the written approval of UL Verification Services Inc.

MID CHANNEL, CH 6 RESULTS

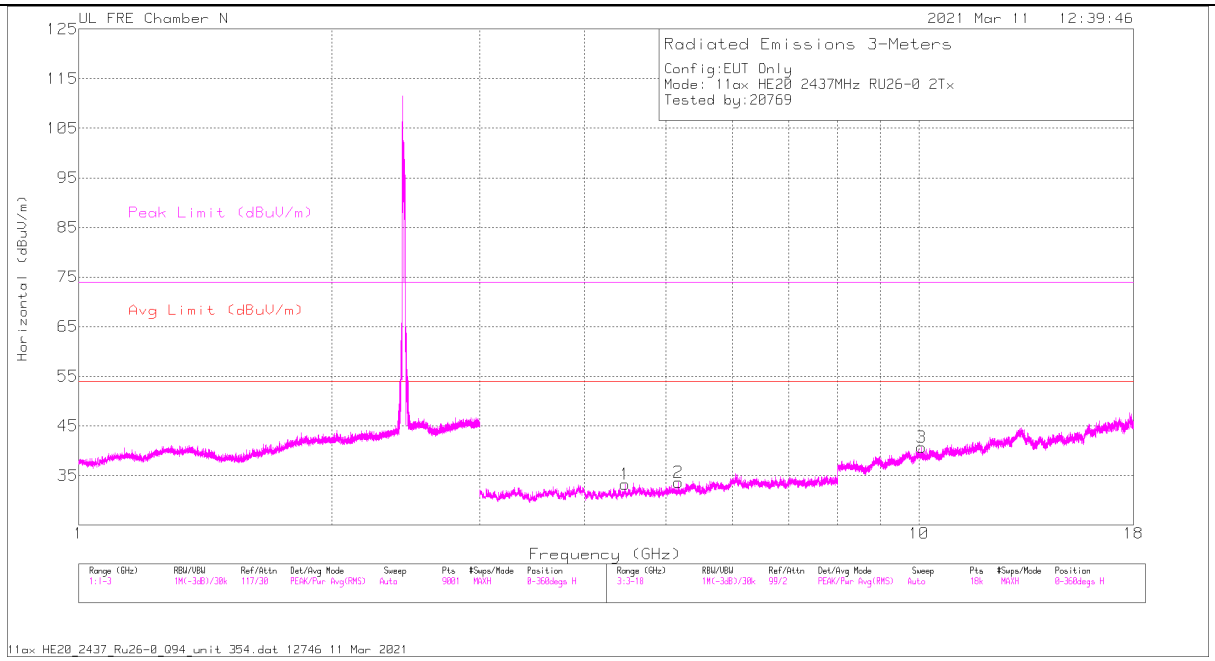

HORIZONTAL

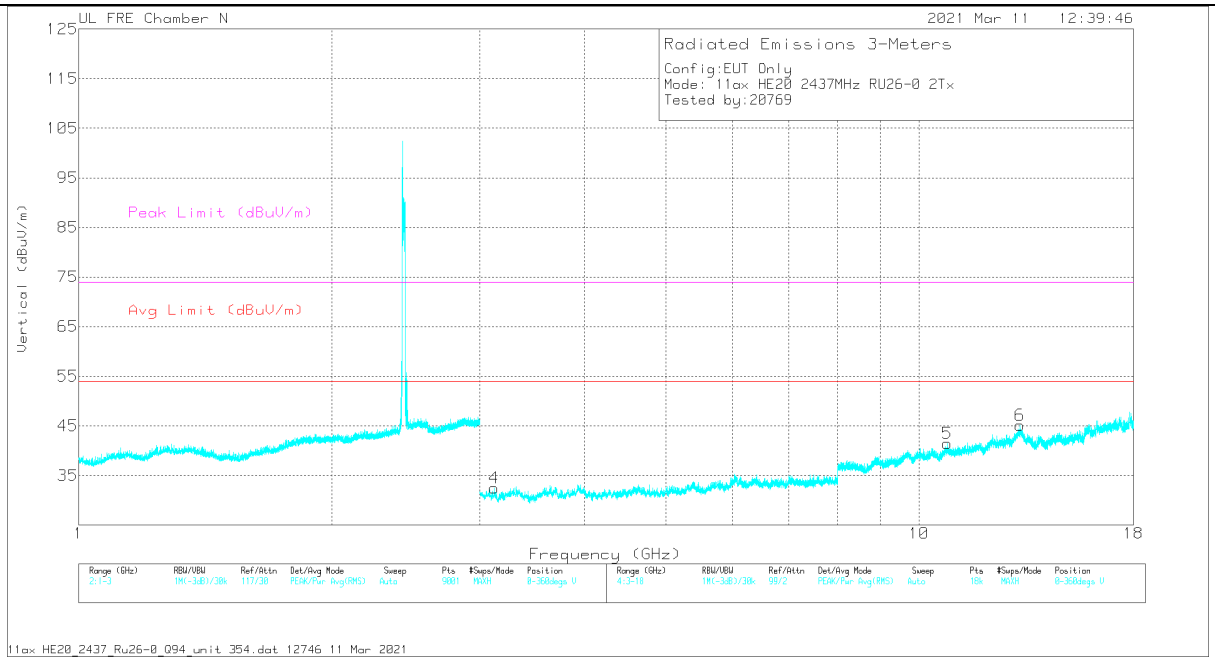

VERTICAL

UL VERIFICATION SERVICES INC.
47173 Benicia Street, Fremont, CA 94538; USA TEL:(510) 319-4000 FAX:(510) 661-0888
This report shall not be reproduced except in full, without the written approval of UL Verification Services Inc.

RADIATED EMISSIONS

Range 3: Horizontal 3000 - 18000MHz

Marker	Frequency (GHz)	Meter Reading (dBuV)	Det	AF PRE0213971 (dB/m)	Amp/Cbl/Fltr/Pad (dB)	Corrected Reading (dBuV/m)	Avg Limit (dBuV/m)	Margin (dB)	Peak Limit (dBuV/m)	PK Margin (dB)	Azimuth (Degs)	Height (cm)	Polarity
1	4.46708	53.13	PK2	34.1	-43.2	44.03	-	-	-	-	305	273	H
2	5.17423	53.31	PK2	34.3	-42.5	45.11	-	-	-	-	238	325	H
3	10.07319	51	PK2	37.2	-38.8	49.4	-	-	-	-	355	394	H

Range 4: Vertical 3000 - 18000MHz

Marker	Frequency (GHz)	Meter Reading (dBuV)	Det	AF PRE0213971 (dB/m)	Amp/Cbl/Fltr/Pad (dB)	Corrected Reading (dBuV/m)	Avg Limit (dBuV/m)	Margin (dB)	Peak Limit (dBuV/m)	PK Margin (dB)	Azimuth (Degs)	Height (cm)	Polarity
4	3.12056	54.6	PK2	32.9	-43.6	43.9	-	-	-	-	356	332	V
5	* 10.8129	50.95	PK2	37.8	-38.3	50.45	-	-	74	-23.55	95	321	V
	* 10.8104	39.68	MAv1	37.8	-38.3	39.18	54	-14.82	-	-	95	321	V
6	13.20089	50.49	PK2	39.2	-35.6	54.09	-	-	-	-	29	199	V

* - indicates frequency in CFR47 Pt 15 / IC RSS-Restricted Band

PK2 - KDB558074 Method: Maximum Peak
MAv1 - KDB558074 Option 1 Maximum RMS Average

UL VERIFICATION SERVICES INC.
47173 Benicia Street, Fremont, CA 94538; USA TEL:(510) 319-4000 FAX:(510) 661-0888
This report shall not be reproduced except in full, without the written approval of UL Verification Services Inc.

HIGH CHANNEL, CH 13 RESULTS

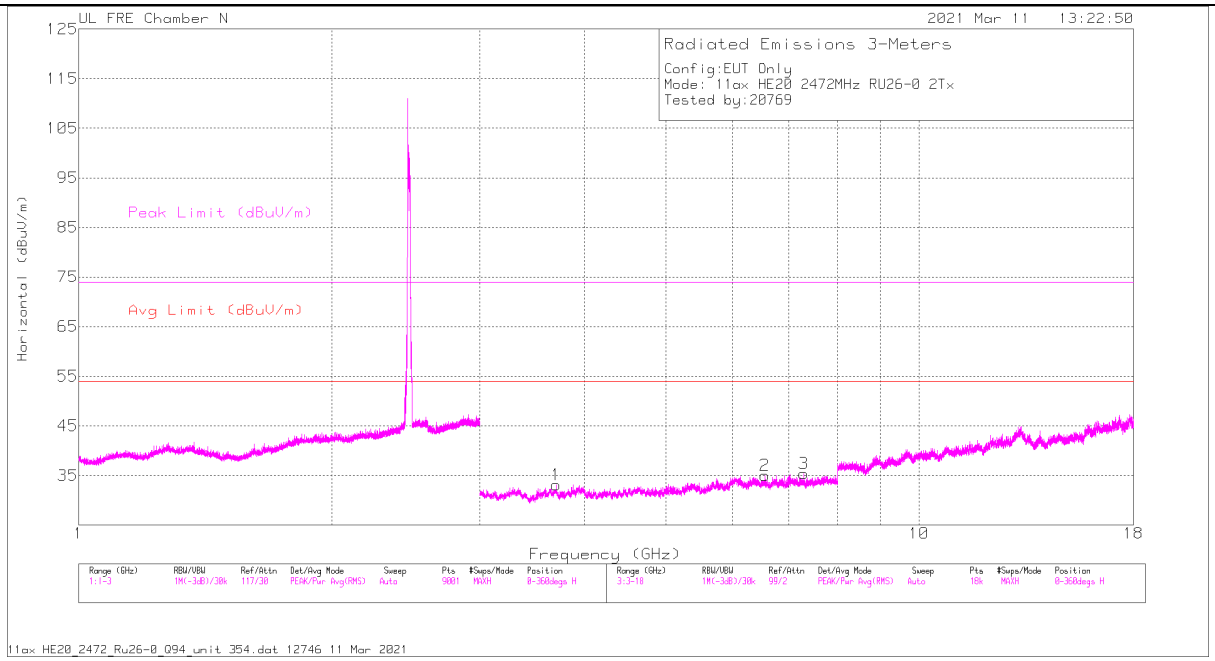

HORIZONTAL

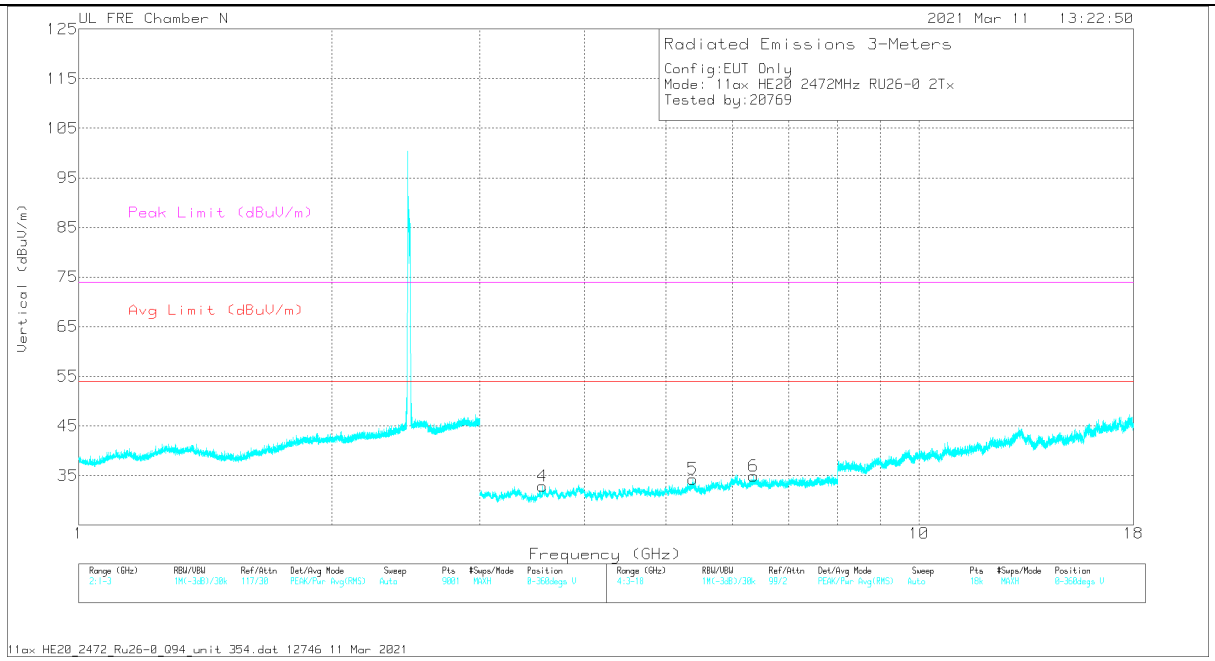

VERTICAL

UL VERIFICATION SERVICES INC.
47173 Benicia Street, Fremont, CA 94538; USA TEL:(510) 319-4000 FAX:(510) 661-0888
This report shall not be reproduced except in full, without the written approval of UL Verification Services Inc.

RADIATED EMISSIONS

Range 3: Horizontal 3000 - 18000MHz

Marker	Frequency (GHz)	Meter Reading (dBuV)	Det	AF PRE0213971 (dB/m)	Amp/Cbl/Fltr/Pad (dB)	Corrected Reading (dBuV/m)	Avg Limit (dBuV/m)	Margin (dB)	Peak Limit (dBuV/m)	PK Margin (dB)	Azimuth (Degs)	Height (cm)	Polarity
1	* 3.69803	53.71	PK2	33.6	-43	44.31	-	-	74	-29.69	227	352	H
	* 3.69741	42.2	MAv1	33.6	-43	32.8	54	-21.2	-	-	227	352	H
2	6.55792	51.83	PK2	35.7	-41.2	46.33	-	-	-	-	76	279	H
3	* 7.29282	51.65	PK2	35.7	-40.7	46.65	-	-	74	-27.35	19	314	H
	* 7.29036	39.78	MAv1	35.7	-40.9	34.58	54	-19.42	-	-	19	314	H

Range 4: Vertical 3000 - 18000MHz

Marker	Frequency (GHz)	Meter Reading (dBuV)	Det	AF PRE0213971 (dB/m)	Amp/Cbl/Fltr/Pad (dB)	Corrected Reading (dBuV/m)	Avg Limit (dBuV/m)	Margin (dB)	Peak Limit (dBuV/m)	PK Margin (dB)	Azimuth (Degs)	Height (cm)	Polarity
4	* 3.56135	53.96	PK2	33.1	-43.7	43.36	-	-	74	-30.64	171	122	V
	* 3.56262	42.43	MAv1	33.2	-43.7	31.93	54	-22.07	-	-	171	122	V
5	* 5.38562	52.93	PK2	34.5	-42.1	45.33	-	-	74	-28.67	153	339	V
	* 5.38265	41.42	MAv1	34.6	-42.1	33.92	54	-20.08	-	-	153	339	V
6	6.3528	51.38	PK2	35.6	-40.7	46.28	-	-	-	-	351	264	V

* - indicates frequency in CFR47 Pt 15 / IC RSS-Restricted Band

PK2 - KDB558074 Method: Maximum Peak
MAv1 - KDB558074 Option 1 Maximum RMS Average

UL VERIFICATION SERVICES INC.
47173 Benicia Street, Fremont, CA 94538; USA TEL:(510) 319-4000 FAX:(510) 661-0888
This report shall not be reproduced except in full, without the written approval of UL Verification Services Inc.

2TX ANT 4+ ANT 3 OFDMA MODE: 242-Tones, RU Index 61

BANDEDGE (LOW CHANNEL, CH 1)

HORIZONTAL RESULT

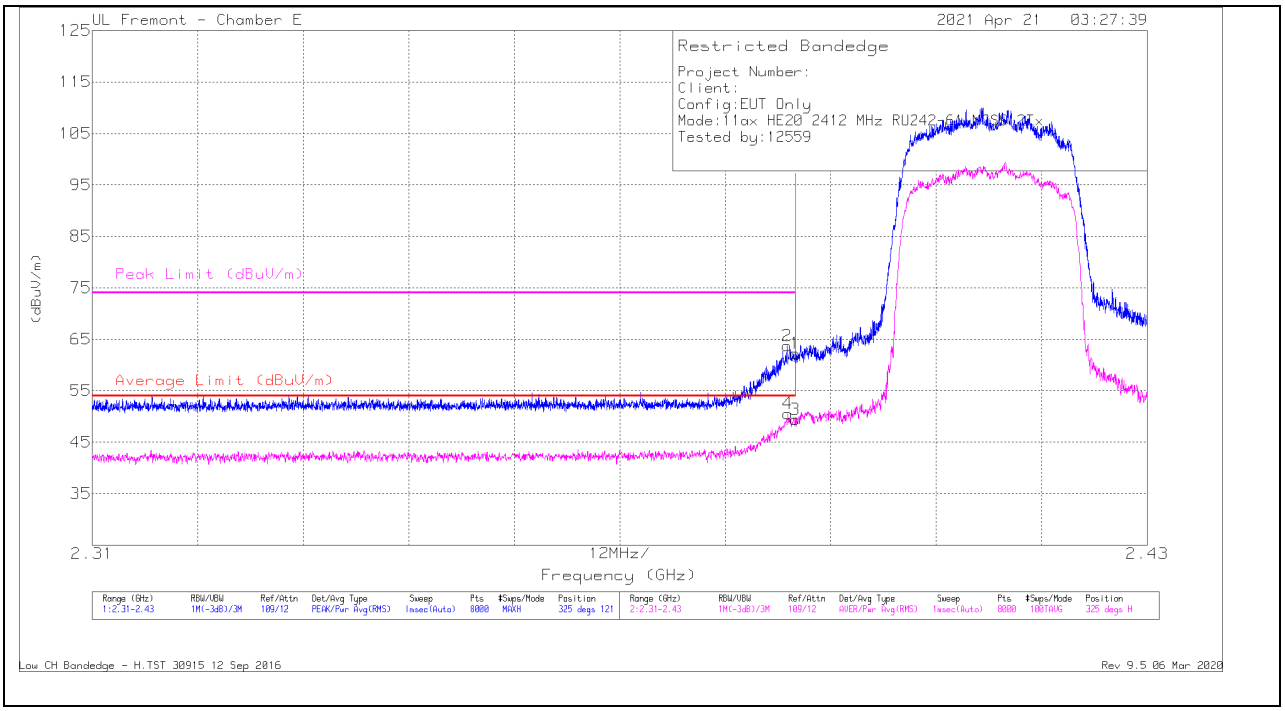

Marker	Frequency (GHz)	Meter Reading (dBuV)	Det	AF PRE0078107 (dB/m)	Amp/Cbl/Fltr/Pad (dB)	Corrected Reading (dBuV/m)	Average Limit (dBuV/m)	Margin (dB)	Peak Limit (dBuV/m)	PK Margin (dB)	Azimuth (Degs)	Height (cm)	Polarity
1	* 2.38999	47.65	Pk	32.2	-17.6	62.25	-	-	74	-11.75	325	121	H
2	* 2.38903	49.12	Pk	32.2	-17.6	63.72	-	-	74	-10.28	325	121	H
3	* 2.38999	34.8	RMS	32.2	-17.6	49.4	54	-4.6	-	-	325	121	H
4	* 2.38911	35.94	RMS	32.2	-17.6	50.54	54	-3.46	-	-	325	121	H

* - indicates frequency in CFR47 Pt 15 / IC RSS-Restricted Band

Pk - Peak detector
RMS - RMS detection

UL VERIFICATION SERVICES INC.
47173 Benicia Street, Fremont, CA 94538; USA TEL:(510) 319-4000 FAX:(510) 661-0888
This report shall not be reproduced except in full, without the written approval of UL Verification Services Inc.

VERTICAL RESULT

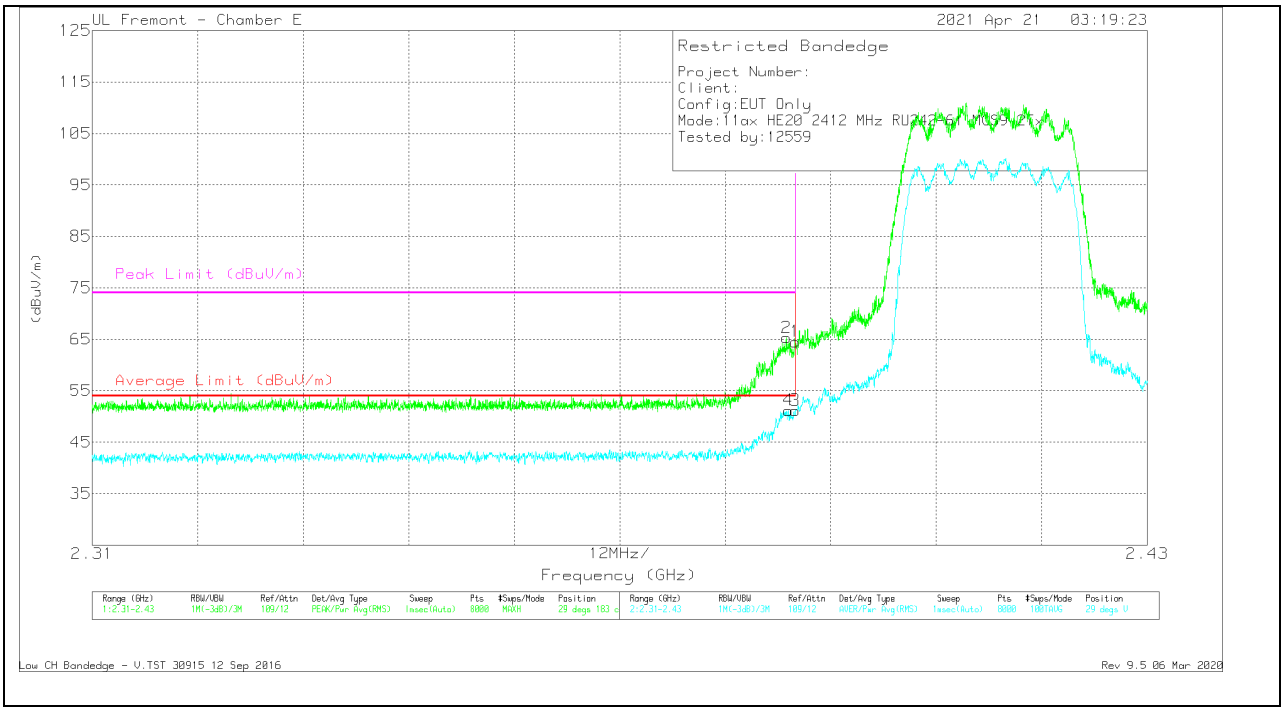

Marker	Frequency (GHz)	Meter Reading (dBuV)	Det	AF PRE0078107 (dB/m)	Amp/Cbl/Fltr/Pad (dB)	Corrected Reading (dBuV/m)	Average Limit (dBuV/m)	Margin (dB)	Peak Limit (dBuV/m)	PK Margin (dB)	Azimuth (Degs)	Height (cm)	Polarity
1	* 2.38999	49.93	Pk	32.2	-17.6	64.53	-	-	74	-9.47	29	183	V
2	* 2.38894	50.72	Pk	32.2	-17.6	65.32	-	-	74	-8.68	29	183	V
3	* 2.38999	36.56	RMS	32.2	-17.6	51.16	54	-2.84	-	-	29	183	V
4	* 2.38917	36.6	RMS	32.2	-17.6	51.2	54	-2.8	-	-	29	183	V

* - indicates frequency in CFR47 Pt 15 / IC RSS-Restricted Band

Pk - Peak detector
RMS - RMS detection

UL VERIFICATION SERVICES INC.
47173 Benicia Street, Fremont, CA 94538; USA TEL:(510) 319-4000 FAX:(510) 661-0888
This report shall not be reproduced except in full, without the written approval of UL Verification Services Inc.

BANDEDGE (LOW CHANNEL, CH 2)

HORIZONTAL RESULT

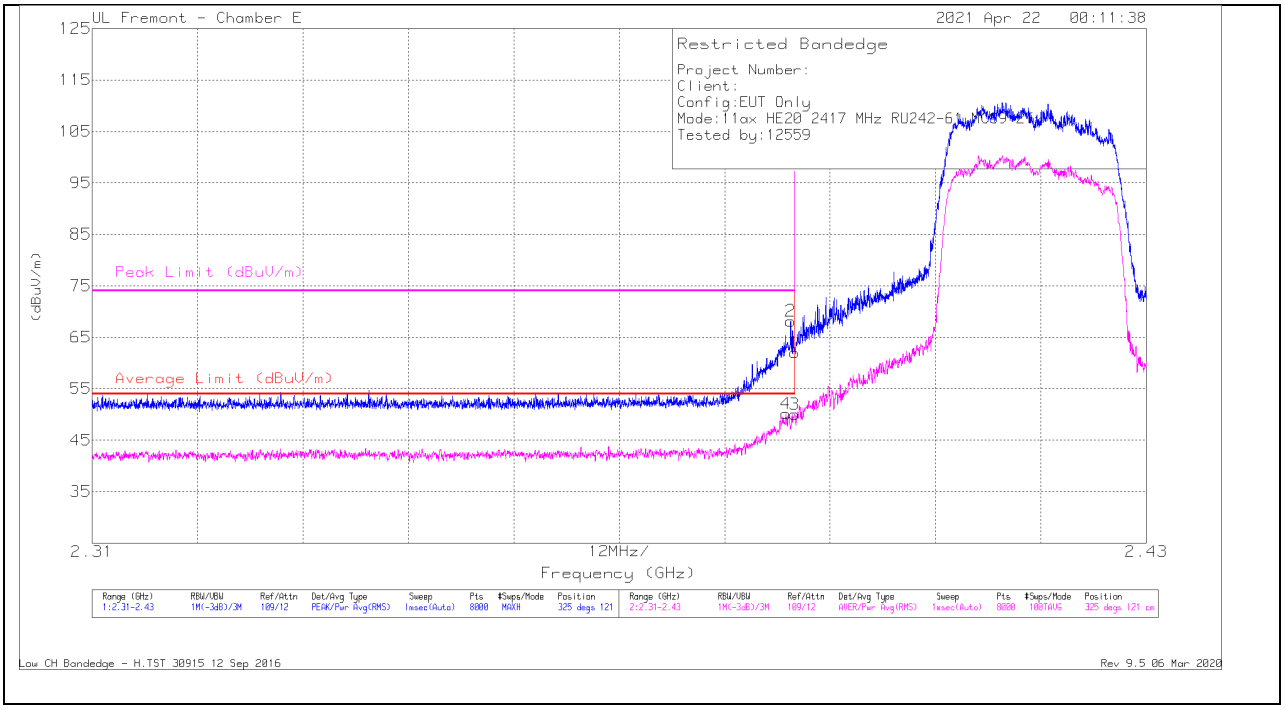

Marker	Frequency (GHz)	Meter Reading (dBuV)	Det	AF PRE0078107 (dB/m)	Amp/Cbl/Fltr/Pad (dB)	Corrected Reading (dBuV/m)	Average Limit (dBuV/m)	Margin (dB)	Peak Limit (dBuV/m)	PK Margin (dB)	Azimuth (Degs)	Height (cm)	Polarity
1	* 2.38999	47.42	Pk	32.2	-17.6	62.02	-	-	74	-11.98	325	121	H
2	* 2.38951	53.54	Pk	32.2	-17.6	68.14	-	-	74	-5.86	325	121	H
3	* 2.38999	35.43	RMS	32.2	-17.6	50.03	54	-3.97	-	-	325	121	H
4	* 2.38897	35.56	RMS	32.2	-17.6	50.16	54	-3.84	-	-	325	121	H

* - indicates frequency in CFR47 Pt 15 / IC RSS-Restricted Band

Pk - Peak detector
RMS - RMS detection

UL VERIFICATION SERVICES INC.
47173 Benicia Street, Fremont, CA 94538; USA TEL:(510) 319-4000 FAX:(510) 661-0888
This report shall not be reproduced except in full, without the written approval of UL Verification Services Inc.

VERTICAL RESULT

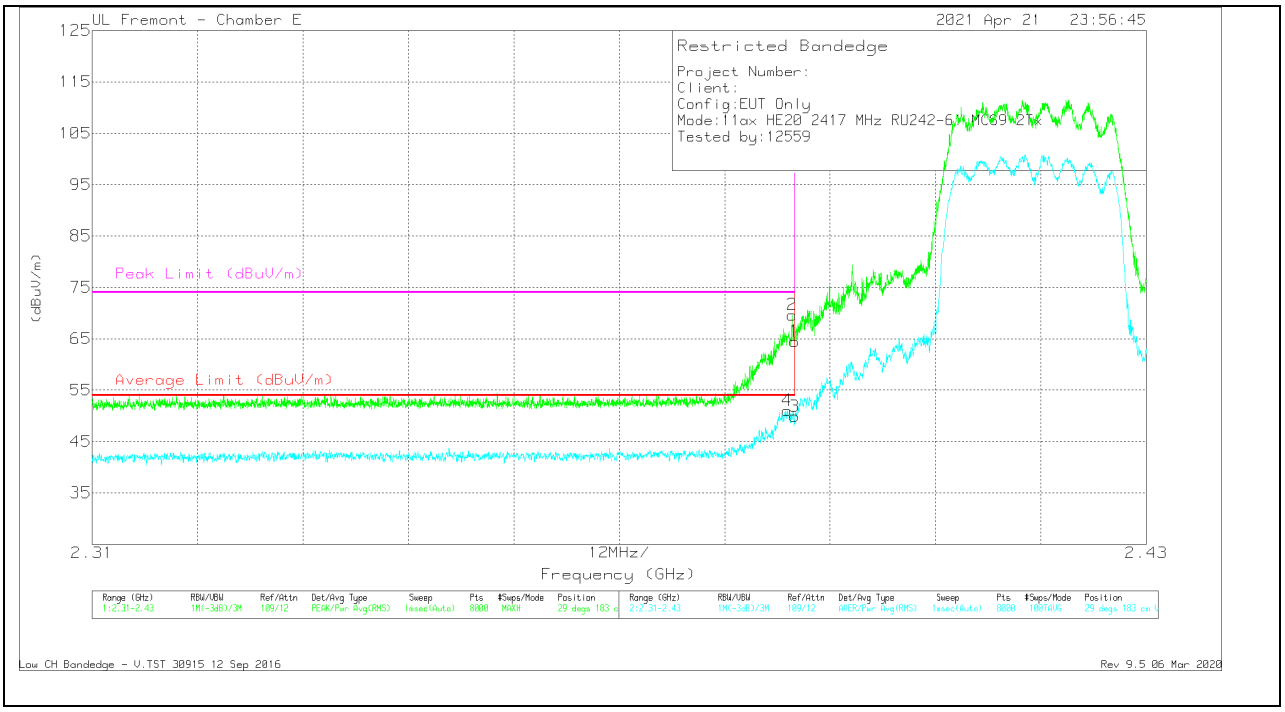

Marker	Frequency (GHz)	Meter Reading (dBuV)	Det	AF PRE0078107 (dB/m)	Amp/Cbl/ Fltr/Pad (dB)	Corrected Reading (dBuV/m)	Average Limit (dBuV/m)	Margin (dB)	Peak Limit (dBuV/m)	PK Margin (dB)	Azimuth (Degs)	Height (cm)	Polarity
4	* 2.38912	36.44	RMS	32.2	-17.6	51.04	54	-2.96	-	-	29	183	V
2	* 2.38968	55.06	Pk	32.2	-17.6	69.66	-	-	74	-4.34	29	183	V
1	* 2.38999	49.89	Pk	32.2	-17.6	64.49	-	-	74	-9.51	29	183	V
3	* 2.38999	35.29	RMS	32.2	-17.6	49.89	54	-4.11	-	-	29	183	V

* - indicates frequency in CFR47 Pt 15 / IC RSS-Restricted Band

Pk - Peak detector
RMS - RMS detection

UL VERIFICATION SERVICES INC.
47173 Benicia Street, Fremont, CA 94538; USA TEL:(510) 319-4000 FAX:(510) 661-0888
This report shall not be reproduced except in full, without the written approval of UL Verification Services Inc.

BANDEDGE (LOW CHANNEL, CH 3)

HORIZONTAL RESULT

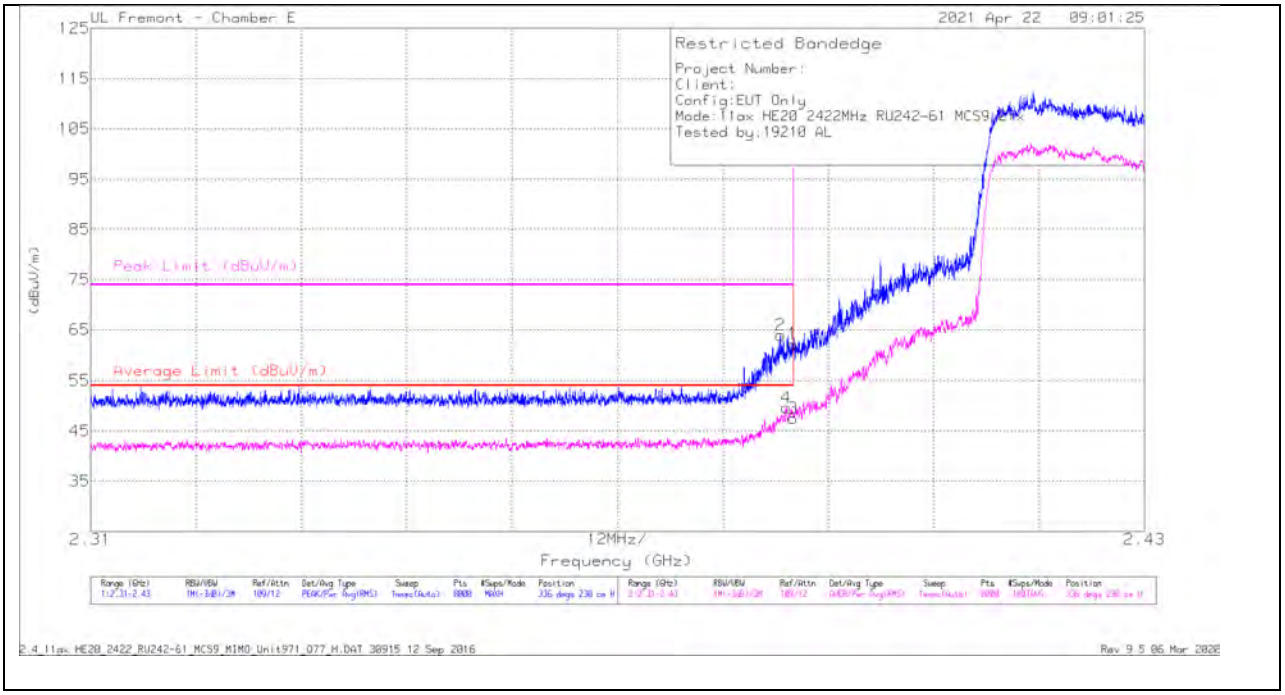

Marker	Frequency (GHz)	Meter Reading (dBuV)	Det	AF PRE0078107 (dB/m)	Amp/Cbl/Fltr/Pad (dB)	Corrected Reading (dBuV/m)	Average Limit (dBuV/m)	Margin (dB)	Peak Limit (dBuV/m)	PK Margin (dB)	Azimuth (Degs)	Height (cm)	Polarity
1	* 2.38999	47.68	Pk	32.2	-17.6	62.28	-	-	74	-11.72	336	230	H
2	* 2.38854	49.4	Pk	32.2	-17.6	64	-	-	74	-10	336	230	H
3	* 2.38999	32.91	RMS	32.2	-17.6	47.51	54	-6.49	-	-	336	230	H
4	* 2.38918	35.03	RMS	32.2	-17.6	49.63	54	-4.37	-	-	336	230	H

* - indicates frequency in CFR47 Pt 15 / IC RSS-Restricted Band

Pk - Peak detector
RMS - RMS detection

UL VERIFICATION SERVICES INC.
47173 Benicia Street, Fremont, CA 94538; USA TEL:(510) 319-4000 FAX:(510) 661-0888
This report shall not be reproduced except in full, without the written approval of UL Verification Services Inc.

VERTICAL RESULT

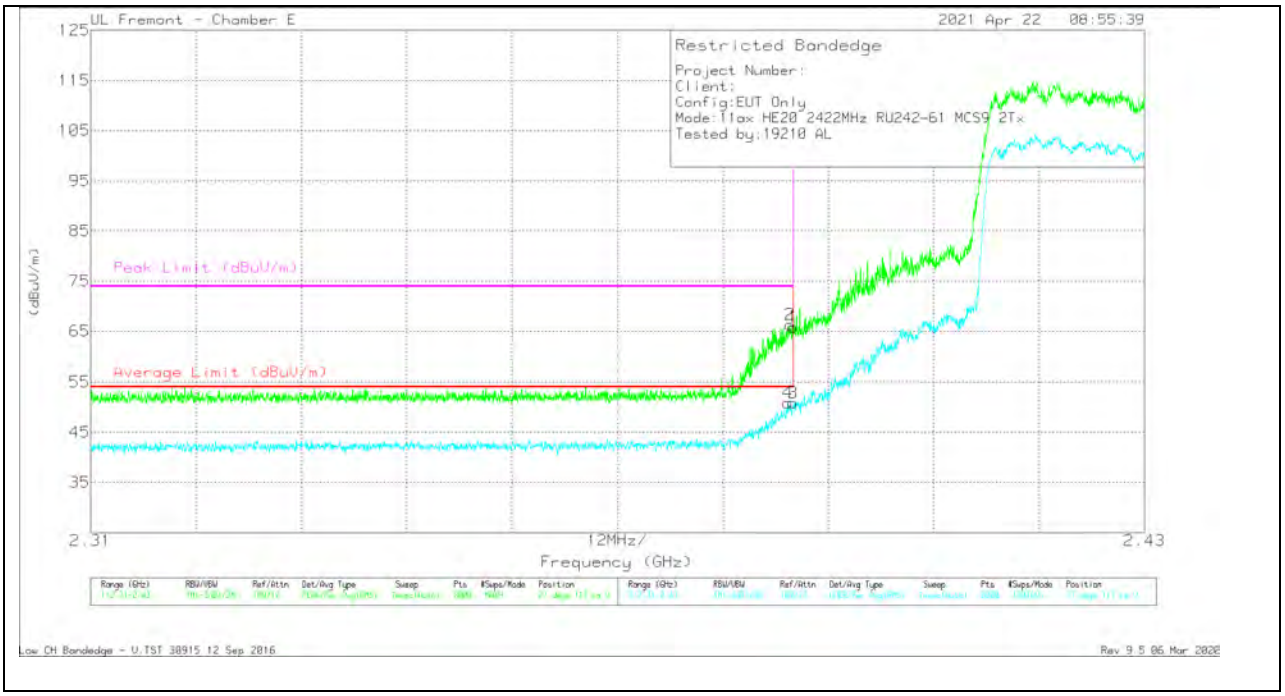

Marker	Frequency (GHz)	Meter Reading (dBuV)	Det	AF PRE0078107 (dB/m)	Amp/Cbl/Fltr/Pad (dB)	Corrected Reading (dBuV/m)	Average Limit (dBuV/m)	Margin (dB)	Peak Limit (dBuV/m)	PK Margin (dB)	Azimuth (Degs)	Height (cm)	Polarity
1	* 2.38999	51.22	Pk	32.2	-17.6	65.82	-	-	74	-8.18	27	117	V
2	* 2.38962	51.78	Pk	32.2	-17.6	66.38	-	-	74	-7.62	27	117	V
3	* 2.38999	36.24	RMS	32.2	-17.6	50.84	54	-3.16	-	-	27	117	V
4	* 2.38939	36.24	RMS	32.2	-17.6	50.84	54	-3.16	-	-	27	117	V

* - indicates frequency in CFR47 Pt 15 / IC RSS-Restricted Band

Pk - Peak detector
RMS - RMS detection

UL VERIFICATION SERVICES INC.
47173 Benicia Street, Fremont, CA 94538; USA TEL:(510) 319-4000 FAX:(510) 661-0888
This report shall not be reproduced except in full, without the written approval of UL Verification Services Inc.

BANDEDGE (LOW CHANNEL, CH 9)

HORIZONTAL RESULT

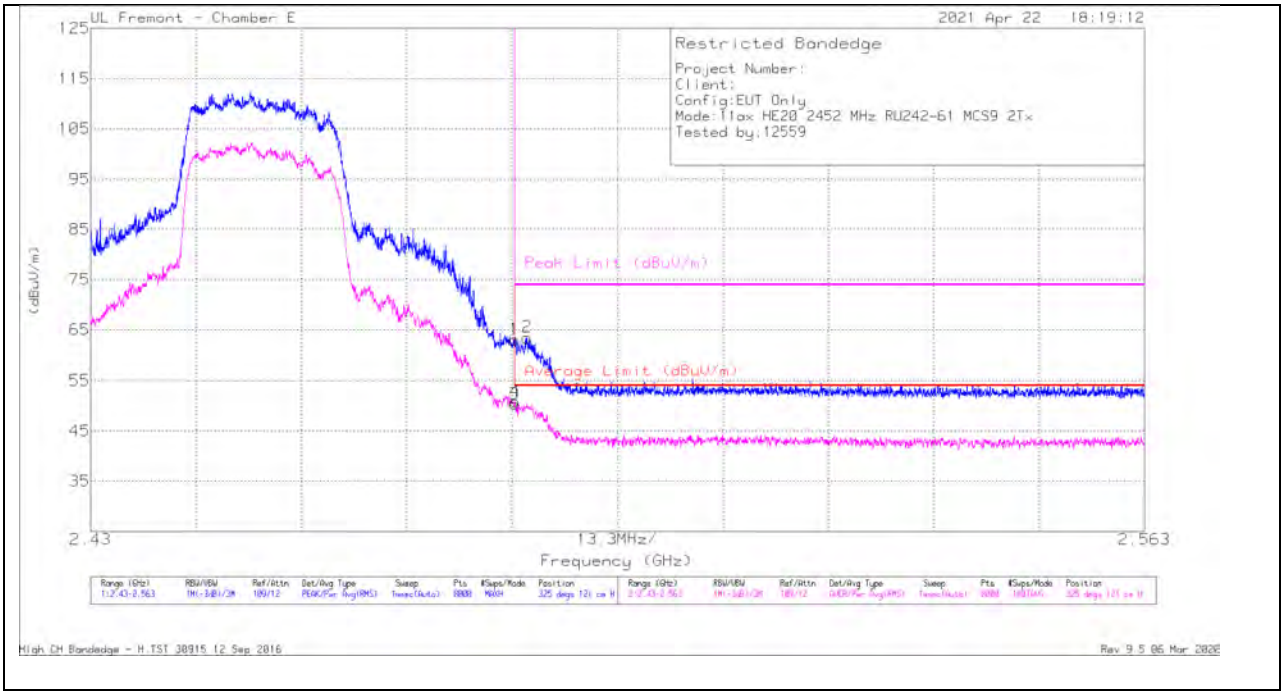

Marker	Frequency (GHz)	Meter Reading (dBuV)	Det	AF PRE007 8107 (dB/m)	Amp/Cbl/ Fltr/Pad (dB)	Corrected Reading (dBuV/m)	Average Limit (dBuV/m)	Margin (dB)	Peak Limit (dBuV/m)	PK Margin (dB)	Azimuth (Degs)	Height (cm)	Polarity
1	* 2.48351	48.2	Pk	32.6	-17.7	63.1	-	-	74	-10.9	325	121	H
2	* 2.48509	48.63	Pk	32.6	-17.7	63.53	-	-	74	-10.47	325	121	H
3	* 2.48351	35.5	RMS	32.6	-17.7	50.4	54	-3.6	-	-	325	121	H
4	* 2.48354	35.94	RMS	32.6	-17.7	50.84	54	-3.16	-	-	325	121	H

* - indicates frequency in CFR47 Pt 15 / IC RSS-Restricted Band

Pk - Peak detector
RMS - RMS detection

UL VERIFICATION SERVICES INC.
47173 Benicia Street, Fremont, CA 94538; USA TEL:(510) 319-4000 FAX:(510) 661-0888
This report shall not be reproduced except in full, without the written approval of UL Verification Services Inc.

VERTICAL RESULT

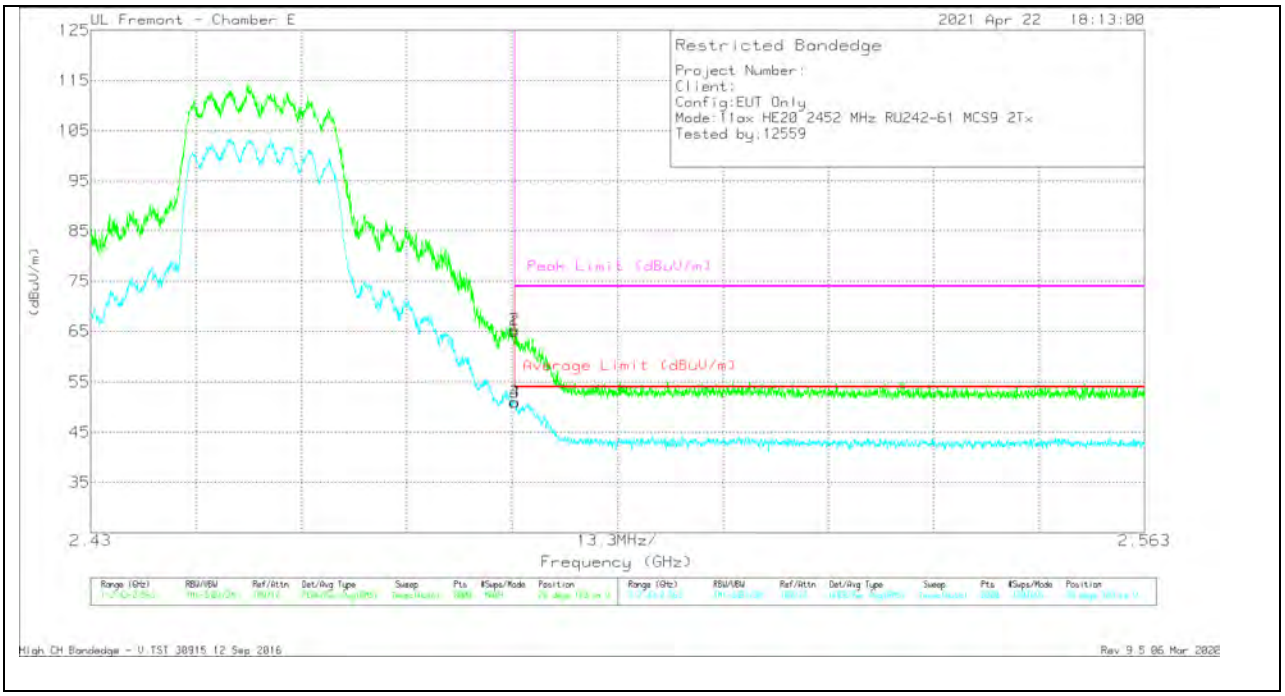

Marker	Frequency (GHz)	Meter Reading (dBuV)	Det	AF PRE0078107 (dB/m)	Amp/Cbl/Fltr/Pad (dB)	Corrected Reading (dBuV/m)	Average Limit (dBuV/m)	Margin (dB)	Peak Limit (dBuV/m)	PK Margin (dB)	Azimuth (Degs)	Height (cm)	Polarity
1	* 2.48351	50.02	Pk	32.6	-17.7	64.92	-	-	74	-9.08	28	183	V
2	* 2.48352	50.41	Pk	32.6	-17.7	65.31	-	-	74	-8.69	28	183	V
3	* 2.48351	36.1	RMS	32.6	-17.7	51	54	-3	-	-	28	183	V
4	* 2.48354	36.13	RMS	32.6	-17.7	51.03	54	-2.97	-	-	28	183	V

* - indicates frequency in CFR47 Pt 15 / IC RSS-Restricted Band

Pk - Peak detector
RMS - RMS detection

UL VERIFICATION SERVICES INC.
47173 Benicia Street, Fremont, CA 94538; USA TEL:(510) 319-4000 FAX:(510) 661-0888
This report shall not be reproduced except in full, without the written approval of UL Verification Services Inc.

BANDEDGE (HIGH CHANNEL, CH 10)

HORIZONTAL RESULT

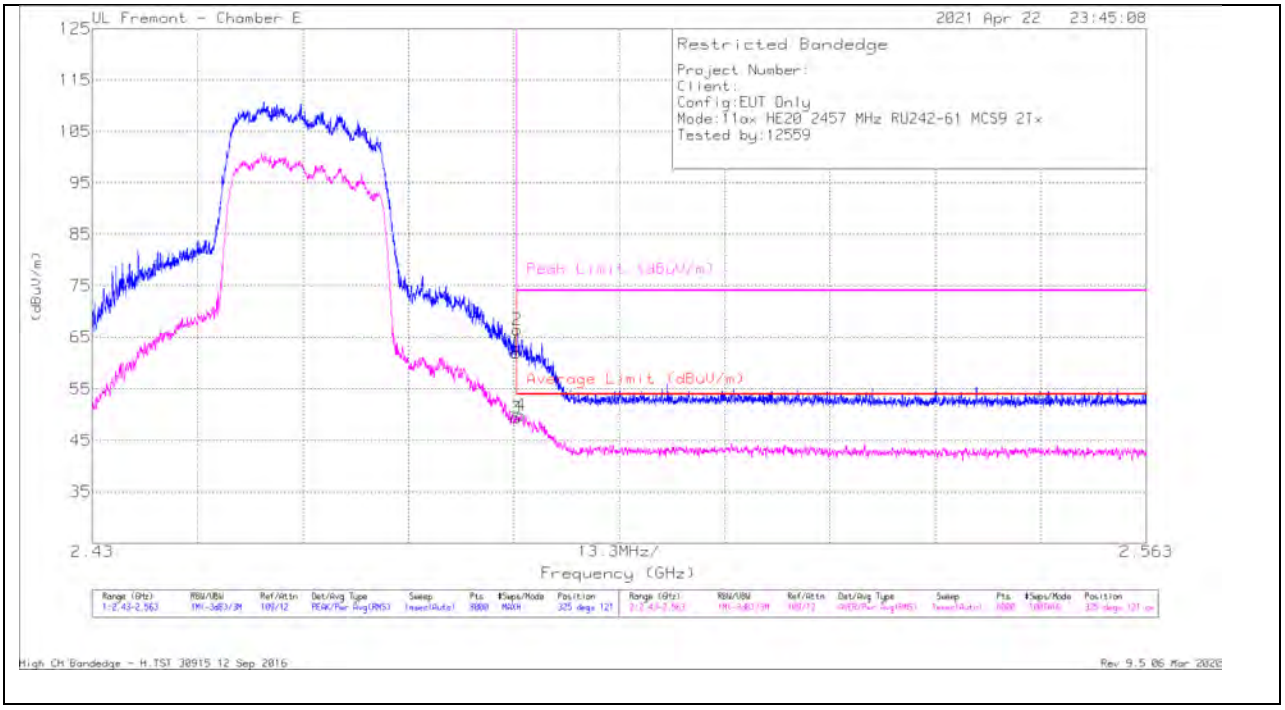

Marker	Frequency (GHz)	Meter Reading (dBuV)	Det	AF PRE0078107 (dB/m)	Amp/Cbl/ Fltr/Pad (dB)	Corrected Reading (dBuV/m)	Average Limit (dBuV/m)	Margin (dB)	Peak Limit (dBuV/m)	PK Margin (dB)	Azimuth (Degs)	Height (cm)	Polarity
1	* 2.48351	47.11	Pk	32.6	-17.7	62.01	-	-	74	-11.99	325	121	H
2	* 2.48362	51.53	Pk	32.6	-17.7	66.43	-	-	74	-7.57	325	121	H
3	* 2.48351	34.5	RMS	32.6	-17.7	49.4	54	-4.6	-	-	325	121	H
4	* 2.48412	35.03	RMS	32.6	-17.7	49.93	54	-4.07	-	-	325	121	H

* - indicates frequency in CFR47 Pt 15 / IC RSS-Restricted Band

Pk - Peak detector
RMS - RMS detection

UL VERIFICATION SERVICES INC.
47173 Benicia Street, Fremont, CA 94538; USA TEL:(510) 319-4000 FAX:(510) 661-0888
This report shall not be reproduced except in full, without the written approval of UL Verification Services Inc.

VERTICAL RESULT

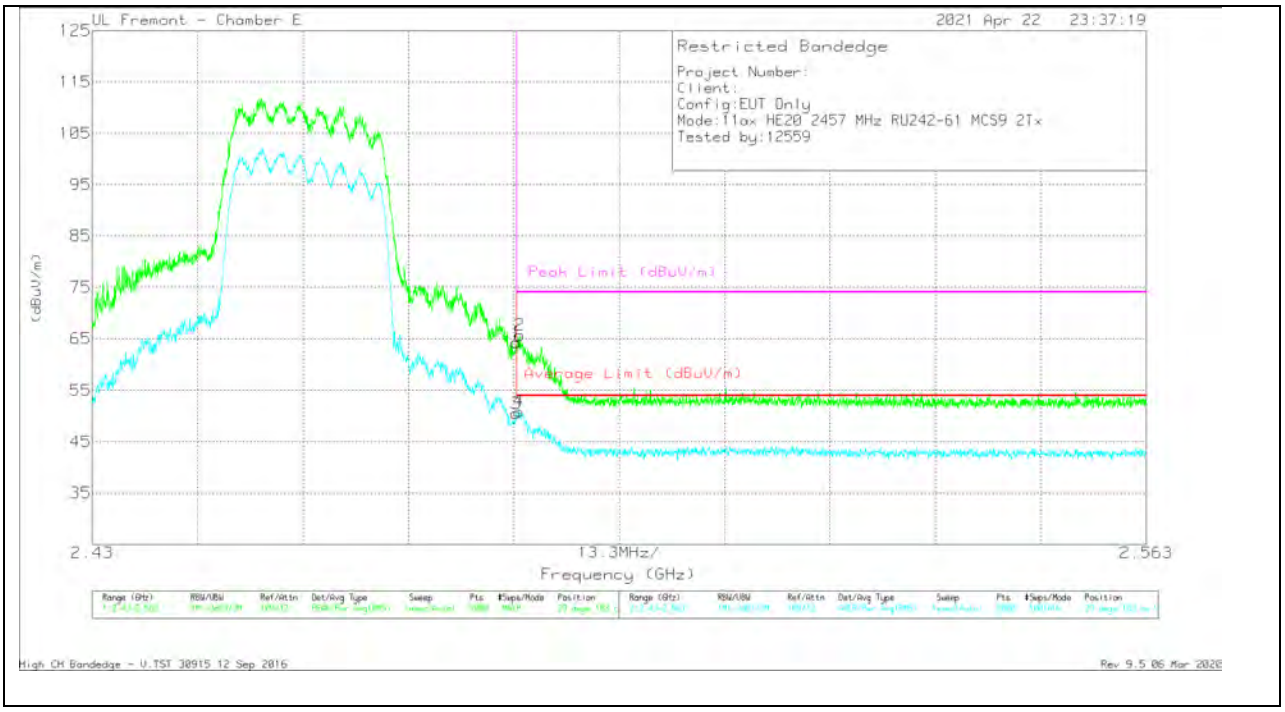

Marker	Frequency (GHz)	Meter Reading (dBuV)	Det	AF PRE0078107 (dB/m)	Amp/Cbl/ Fltr/Pad (dB)	Corrected Reading (dBuV/m)	Average Limit (dBuV/m)	Margin (dB)	Peak Limit (dBuV/m)	PK Margin (dB)	Azimuth (Degs)	Height (cm)	Polarity
1	* 2.48351	49.31	Pk	32.6	-17.7	64.21	-	-	74	-9.79	29	183	V
2	* 2.48395	50.74	Pk	32.6	-17.7	65.64	-	-	74	-8.36	29	183	V
3	* 2.48351	35.63	RMS	32.6	-17.7	50.53	54	-3.47	-	-	29	183	V
4	* 2.48387	36.06	RMS	32.6	-17.7	50.96	54	-3.04	-	-	29	183	V

* - indicates frequency in CFR47 Pt 15 / IC RSS-Restricted Band

Pk - Peak detector
RMS - RMS detection

UL VERIFICATION SERVICES INC.
47173 Benicia Street, Fremont, CA 94538; USA TEL:(510) 319-4000 FAX:(510) 661-0888
This report shall not be reproduced except in full, without the written approval of UL Verification Services Inc.

BANDEDGE (HIGH CHANNEL, CH 11)

HORIZONTAL RESULT

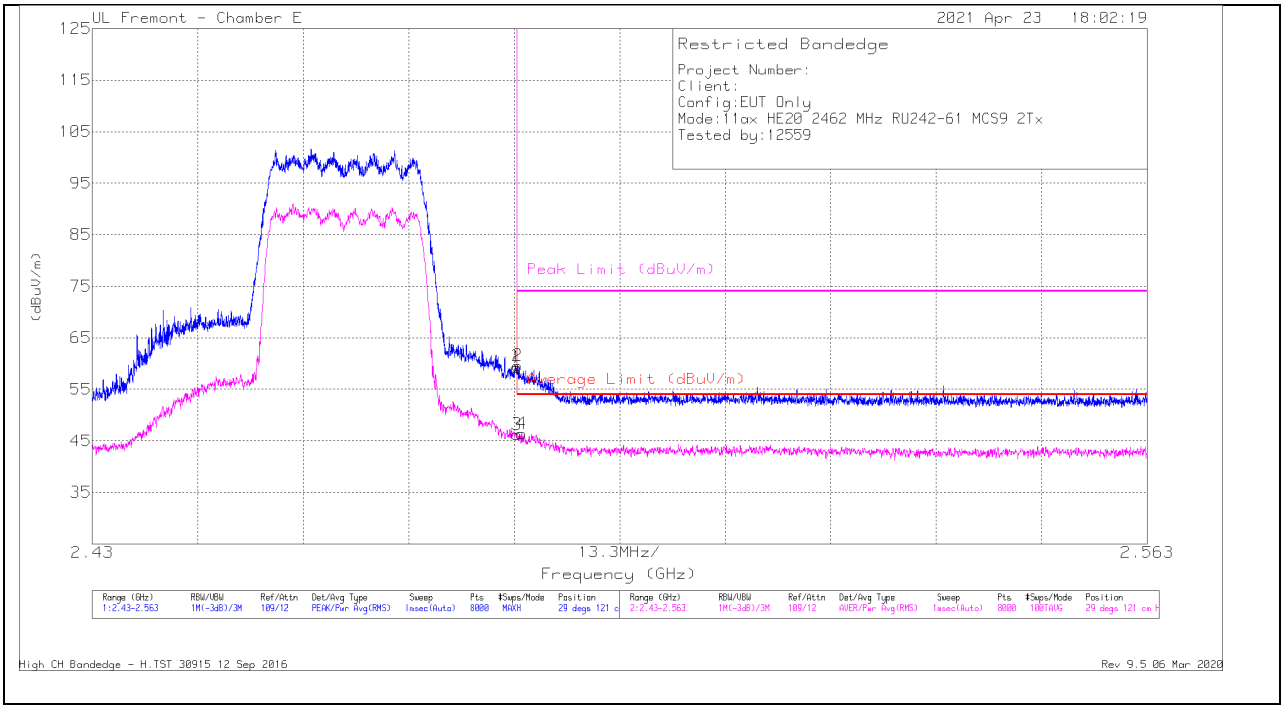

Marker	Frequency (GHz)	Meter Reading (dBuV)	Det	AF PRE0078107 (dB/m)	Amp/Cbl/Fltr/Pad (dB)	Corrected Reading (dBuV/m)	Average Limit (dBuV/m)	Margin (dB)	Peak Limit (dBuV/m)	PK Margin (dB)	Azimuth (Degs)	Height (cm)	Polarity
1	* 2.48351	44.36	Pk	32.6	-17.7	59.26	-	-	74	-14.74	29	121	H
2	* 2.48361	44.68	Pk	32.6	-17.7	59.58	-	-	74	-14.42	29	121	H
3	* 2.48351	31.36	RMS	32.6	-17.7	46.26	54	-7.74	-	-	29	121	H
4	* 2.48414	31.51	RMS	32.6	-17.7	46.41	54	-7.59	-	-	29	121	H

* - indicates frequency in CFR47 Pt 15 / IC RSS-Restricted Band

Pk - Peak detector
RMS - RMS detection

UL VERIFICATION SERVICES INC.
47173 Benicia Street, Fremont, CA 94538; USA TEL:(510) 319-4000 FAX:(510) 661-0888
This report shall not be reproduced except in full, without the written approval of UL Verification Services Inc.

VERTICAL RESULT

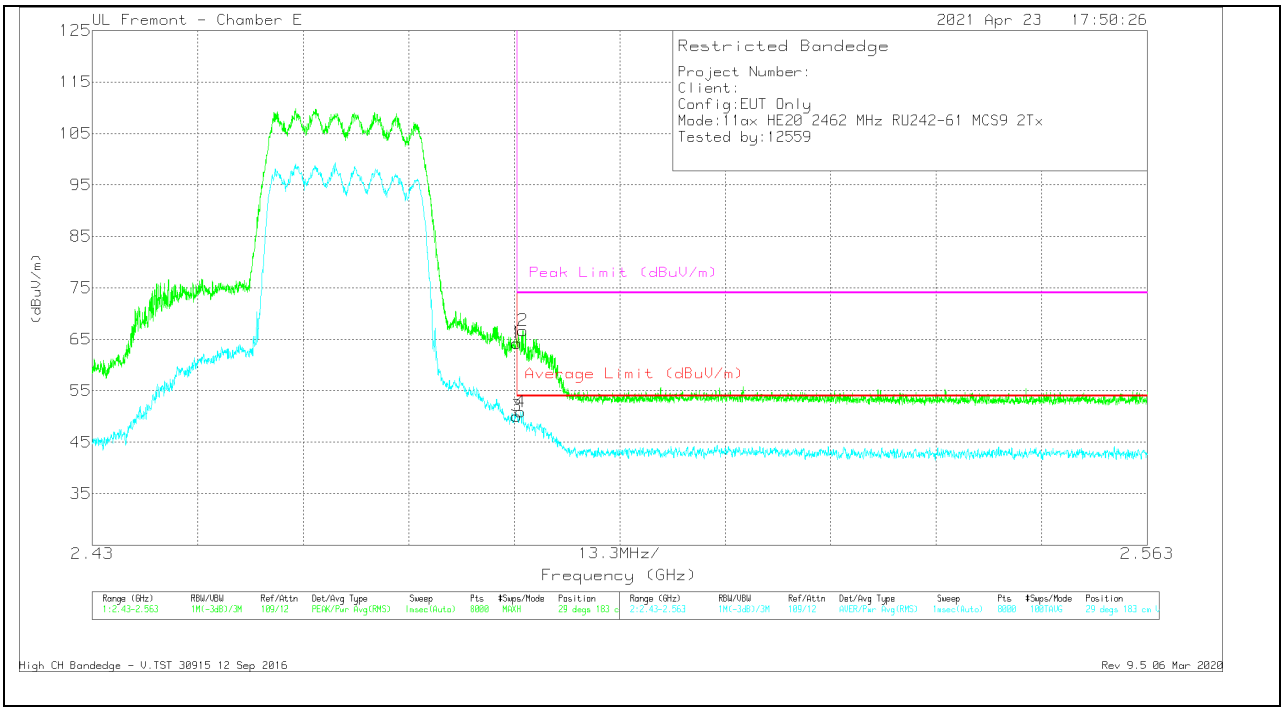

Marker	Frequency (GHz)	Meter Reading (dBuV)	Det	AF PRE0078107 (dB/m)	Amp/Cbl/Fltr/Pad (dB)	Corrected Reading (dBuV/m)	Average Limit (dBuV/m)	Margin (dB)	Peak Limit (dBuV/m)	PK Margin (dB)	Azimuth (Degs)	Height (cm)	Polarity
1	* 2.48351	49.34	Pk	32.6	-17.7	64.24	-	-	74	-9.76	29	183	V
2	* 2.48429	51.8	Pk	32.6	-17.7	66.7	-	-	74	-7.3	29	183	V
3	* 2.48351	35.2	RMS	32.6	-17.7	50.1	54	-3.9	-	-	29	183	V
4	* 2.484	35.99	RMS	32.6	-17.7	50.89	54	-3.11	-	-	29	183	V

* - indicates frequency in CFR47 Pt 15 / IC RSS-Restricted Band

Pk - Peak detector
RMS - RMS detection

UL VERIFICATION SERVICES INC.
47173 Benicia Street, Fremont, CA 94538; USA TEL:(510) 319-4000 FAX:(510) 661-0888
This report shall not be reproduced except in full, without the written approval of UL Verification Services Inc.

BANDEDGE (HIGH CHANNEL, CH 12)

HORIZONTAL RESULT

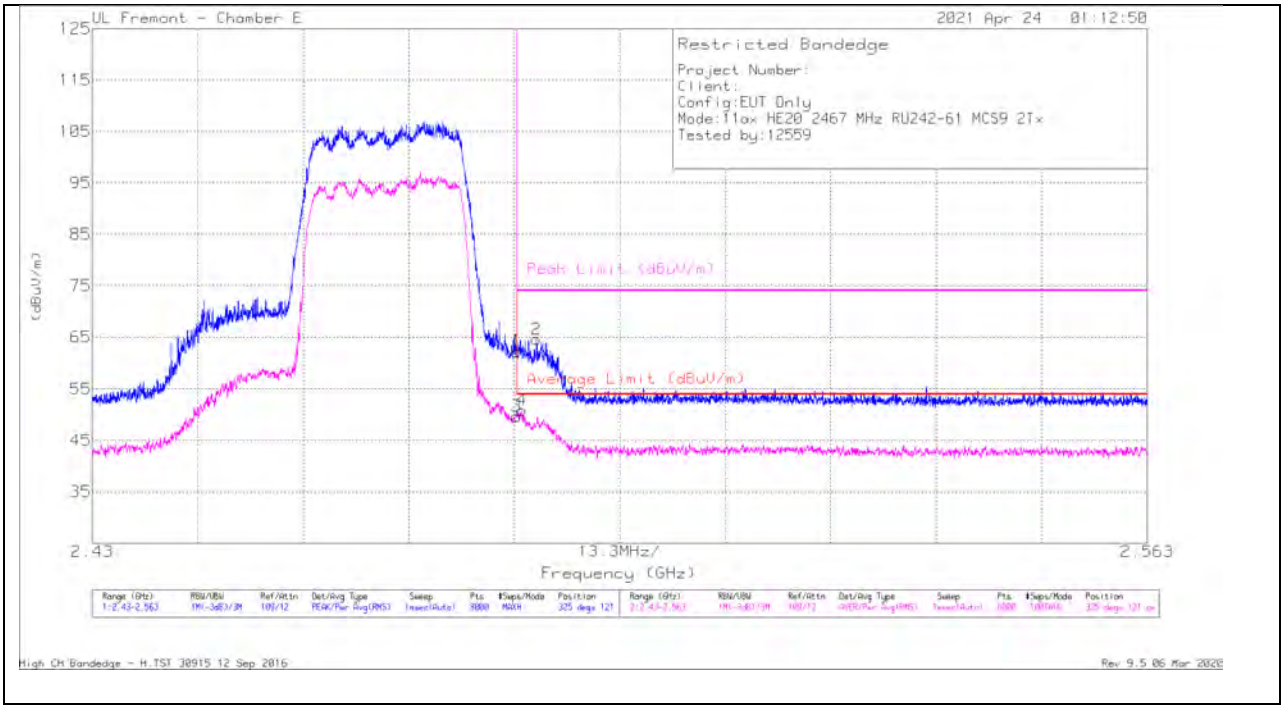

Marker	Frequency (GHz)	Meter Reading (dBuV)	Det	AF PRE0078107 (dB/m)	Amp/Cbl/ Fltr/Pad (dB)	Corrected Reading (dBuV/m)	Average Limit (dBuV/m)	Margin (dB)	Peak Limit (dBuV/m)	PK Margin (dB)	Azimuth (Degs)	Height (cm)	Polarity
1	* 2.48351	47.4	Pk	32.6	-17.7	62.3	-	-	74	-11.7	325	121	H
2	* 2.486	49.69	Pk	32.6	-17.7	64.59	-	-	74	-9.41	325	121	H
3	* 2.48351	34.81	RMS	32.6	-17.7	49.71	54	-4.29	-	-	325	121	H
4	* 2.48415	35.97	RMS	32.6	-17.7	50.87	54	-3.13	-	-	325	121	H

* - indicates frequency in CFR47 Pt 15 / IC RSS-Restricted Band

Pk - Peak detector
RMS - RMS detection

UL VERIFICATION SERVICES INC.
47173 Benicia Street, Fremont, CA 94538; USA TEL:(510) 319-4000 FAX:(510) 661-0888
This report shall not be reproduced except in full, without the written approval of UL Verification Services Inc.

VERTICAL RESULT

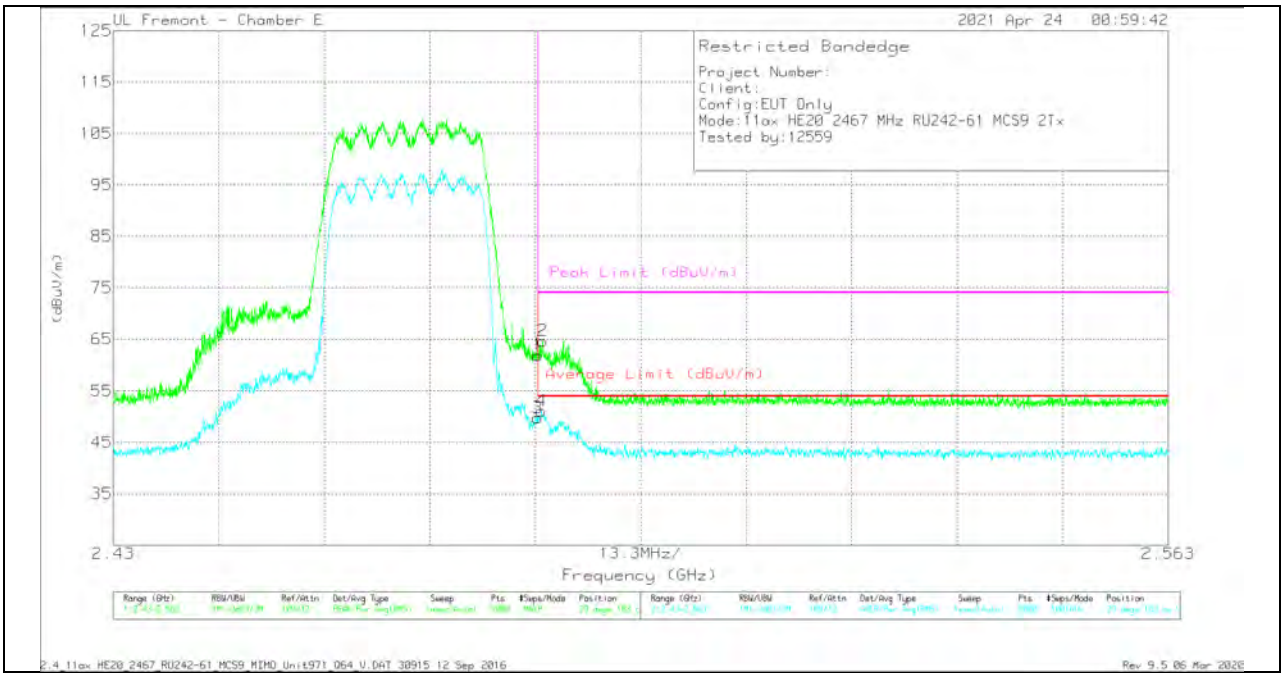

Marker	Frequency (GHz)	Meter Reading (dBuV)	Det	AF PRE007 8107 (dB/m)	Amp/Cbl/ Fltr/Pad (dB)	Corrected Reading (dBuV/m)	Average Limit (dBuV/m)	Margin (dB)	Peak Limit (dBuV/m)	PK Margin (dB)	Azimuth (Degs)	Height (cm)	Polarity
1	* 2.48351	47.04	Pk	32.6	-17.7	61.94	-	-	74	-12.06	29	183	V
2	* 2.48414	49.74	Pk	32.6	-17.7	64.64	-	-	74	-9.36	29	183	V
3	* 2.48351	34.89	RMS	32.6	-17.7	49.79	54	-4.21	-	-	29	183	V
4	* 2.48397	36.23	RMS	32.6	-17.7	51.13	54	-2.87	-	-	29	183	V

* - indicates frequency in CFR47 Pt 15 / IC RSS-Restricted Band

Pk - Peak detector
RMS - RMS detection

UL VERIFICATION SERVICES INC.
47173 Benicia Street, Fremont, CA 94538; USA TEL:(510) 319-4000 FAX:(510) 661-0888
This report shall not be reproduced except in full, without the written approval of UL Verification Services Inc.

BANDEDGE (HIGH CHANNEL, CH 13)

HORIZONTAL RESULT

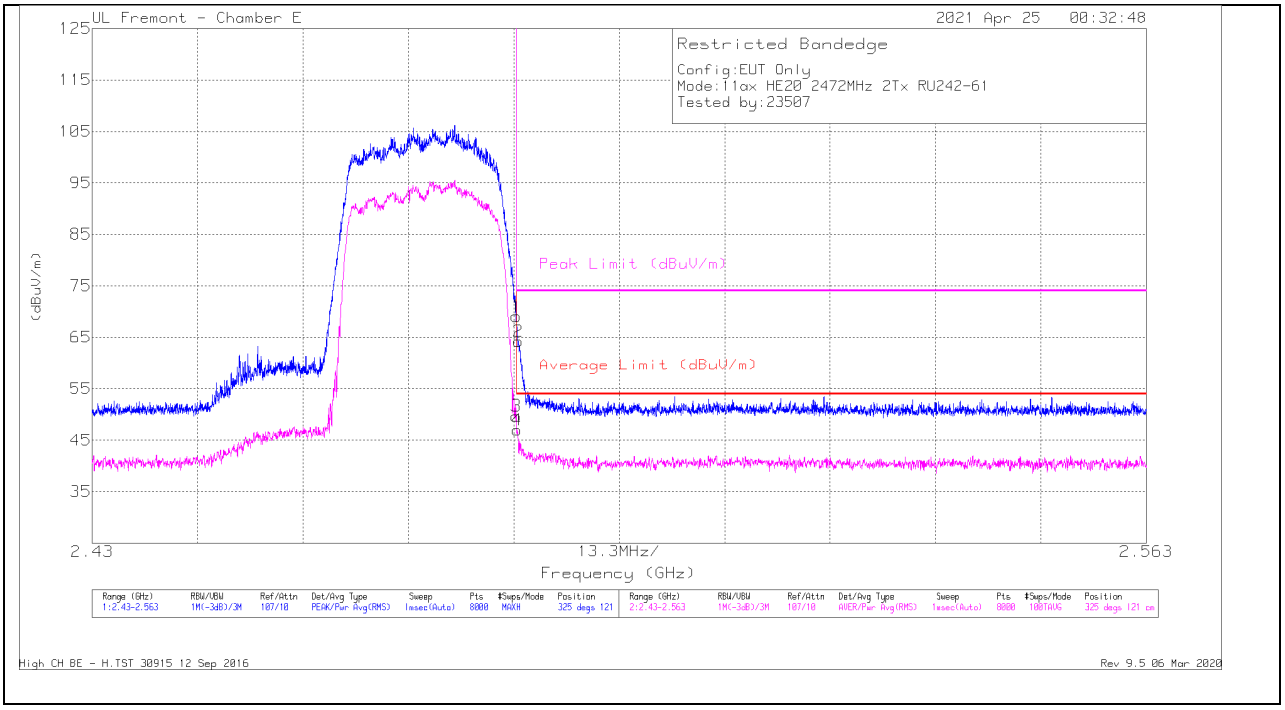

Marker	Frequency (GHz)	Meter Reading (dBuV)	Det	AF PRE0078107 (dB/m)	Amp/Cbl/Fltr/ Pad (dB)	Corrected Reading (dBuV/m)	Average Limit (dBuV/m)	Margin (dB)	Peak Limit (dBuV/m)	PK Margin (dB)	Azimuth (Degs)	Height (cm)	Polarity
1	* 2.48351	61.88	Pk	32.6	-25.4	69.08	-	-	74	-4.92	325	121	H
3	* 2.48351	42.49	RMS	32.6	-25.4	49.69	54	-4.31	-	-	325	121	H
4	* 2.48362	39.77	RMS	32.6	-25.4	46.97	54	-7.03	-	-	325	121	H
2	* 2.48377	57	Pk	32.6	-25.4	64.2	-	-	74	-9.8	325	121	H

* - indicates frequency in CFR47 Pt 15 / IC RSS-Restricted Band

Pk - Peak detector
RMS - RMS detection

UL VERIFICATION SERVICES INC.
47173 Benicia Street, Fremont, CA 94538; USA TEL:(510) 319-4000 FAX:(510) 661-0888
This report shall not be reproduced except in full, without the written approval of UL Verification Services Inc.

VERTICAL RESULT

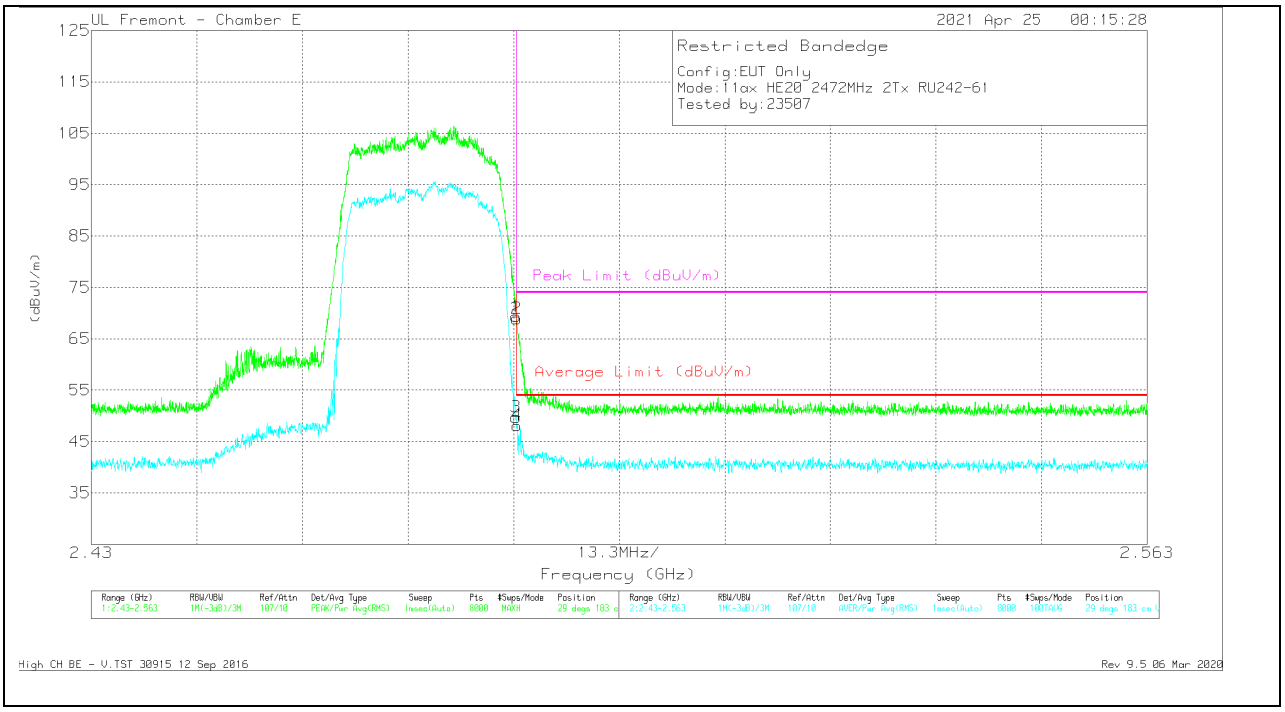

Marker	Frequency (GHz)	Meter Reading (dBuV)	Det	AF PRE0078107 (dB/m)	Amp/Cbl/Flt r/Pad (dB)	Corrected Reading (dBuV/m)	Average Limit (dBuV/m)	Margin (dB)	Peak Limit (dBuV/m)	PK Margin (dB)	Azimuth (Degs)	Height (cm)	Polarity
1	* 2.48351	62.14	Pk	32.6	-25.4	69.34	-	-	74	-4.66	29	183	V
3	* 2.48351	42.55	RMS	32.6	-25.4	49.75	54	-4.25	-	-	29	183	V
2	* 2.48357	61.74	Pk	32.6	-25.4	68.94	-	-	74	-5.06	29	183	V
4	* 2.48364	40.94	RMS	32.6	-25.4	48.14	54	-5.86	-	-	29	183	V

* - indicates frequency in CFR47 Pt 15 / IC RSS-Restricted Band

Pk - Peak detector
RMS - RMS detection

UL VERIFICATION SERVICES INC.
47173 Benicia Street, Fremont, CA 94538; USA TEL:(510) 319-4000 FAX:(510) 661-0888
This report shall not be reproduced except in full, without the written approval of UL Verification Services Inc.

HARMONICS AND SPURIOUS EMISSIONS

LOW CHANNEL, CH 1 RESULTS

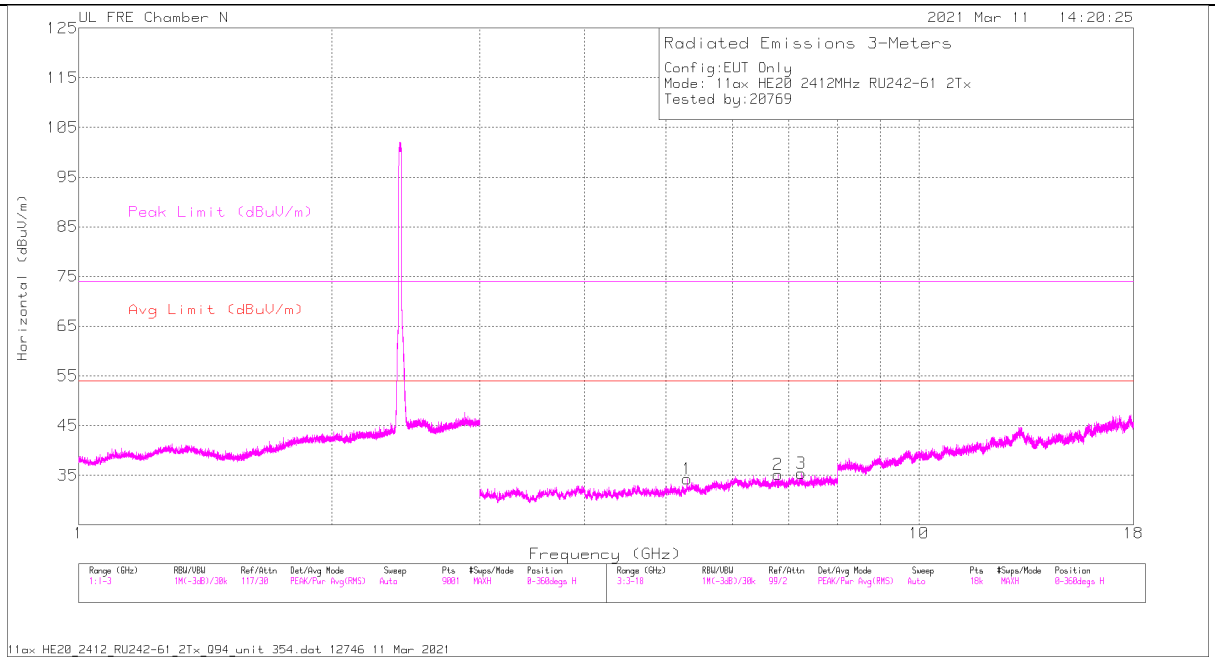

HORIZONTAL

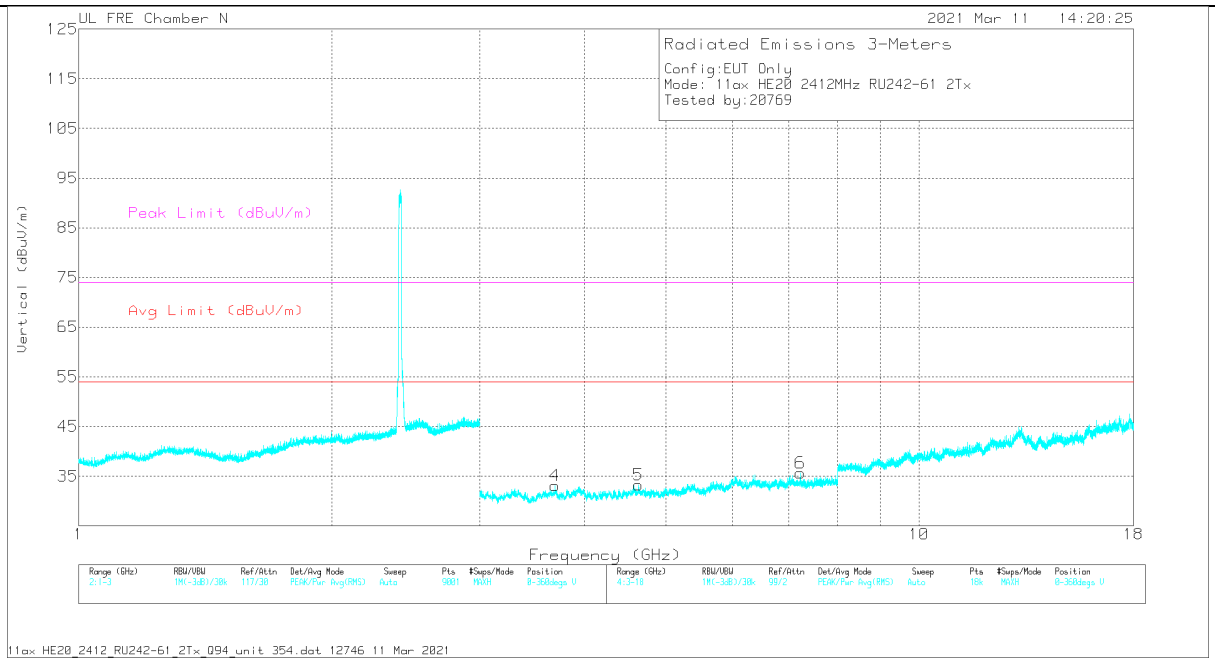

VERTICAL

UL VERIFICATION SERVICES INC.
47173 Benicia Street, Fremont, CA 94538; USA TEL:(510) 319-4000 FAX:(510) 661-0888
This report shall not be reproduced except in full, without the written approval of UL Verification Services Inc.

RADIATED EMISSIONS

Range 3: Horizontal 3000 - 18000MHz

Marker	Frequency (GHz)	Meter Reading (dBuV)	Det	AF PRE0213971 (dB/m)	Amp/Cbl/Fltr/Pad (dB)	Corrected Reading (dBuV/m)	Avg Limit (dBuV/m)	Margin (dB)	Peak Limit (dBuV/m)	PK Margin (dB)	Azimuth (Degs)	Height (cm)	Polarity
1	5.29809	52.72	PK2	34.3	-41.9	45.12	-	-	-	-	317	214	H
2	6.80217	51.08	PK2	35.7	-40.6	46.18	-	-	-	-	267	208	H
3	7.24139	51.88	PK2	35.7	-41	46.58	-	-	-	-	0	369	H

Range 4: Vertical 3000 - 18000MHz

Marker	Frequency (GHz)	Meter Reading (dBuV)	Det	AF PRE0213971 (dB/m)	Amp/Cbl/Fltr/Pad (dB)	Corrected Reading (dBuV/m)	Avg Limit (dBuV/m)	Margin (dB)	Peak Limit (dBuV/m)	PK Margin (dB)	Azimuth (Degs)	Height (cm)	Polarity
4	* 3.68906	53.9	PK2	33.5	-43.1	44.3	-	-	74	-29.7	9	316	V
	* 3.69063	42.49	MAv1	33.5	-43	32.99	54	-21.01	-	-	9	316	V
5	* 4.63676	53.5	PK2	34.2	-43.4	44.3	-	-	74	-29.7	61	171	V
	* 4.63678	42.42	MAv1	34.2	-43.4	33.22	54	-20.78	-	-	61	171	V
6	7.22242	51.31	PK2	35.6	-40.9	46.01	-	-	-	-	203	192	V

* - indicates frequency in CFR47 Pt 15 / IC RSS-Restricted Band

PK2 - KDB558074 Method: Maximum Peak
MAv1 - KDB558074 Option 1 Maximum RMS Average

UL VERIFICATION SERVICES INC.
47173 Benicia Street, Fremont, CA 94538; USA TEL:(510) 319-4000 FAX:(510) 661-0888
This report shall not be reproduced except in full, without the written approval of UL Verification Services Inc.

MID CHANNEL, CH 6 RESULTS

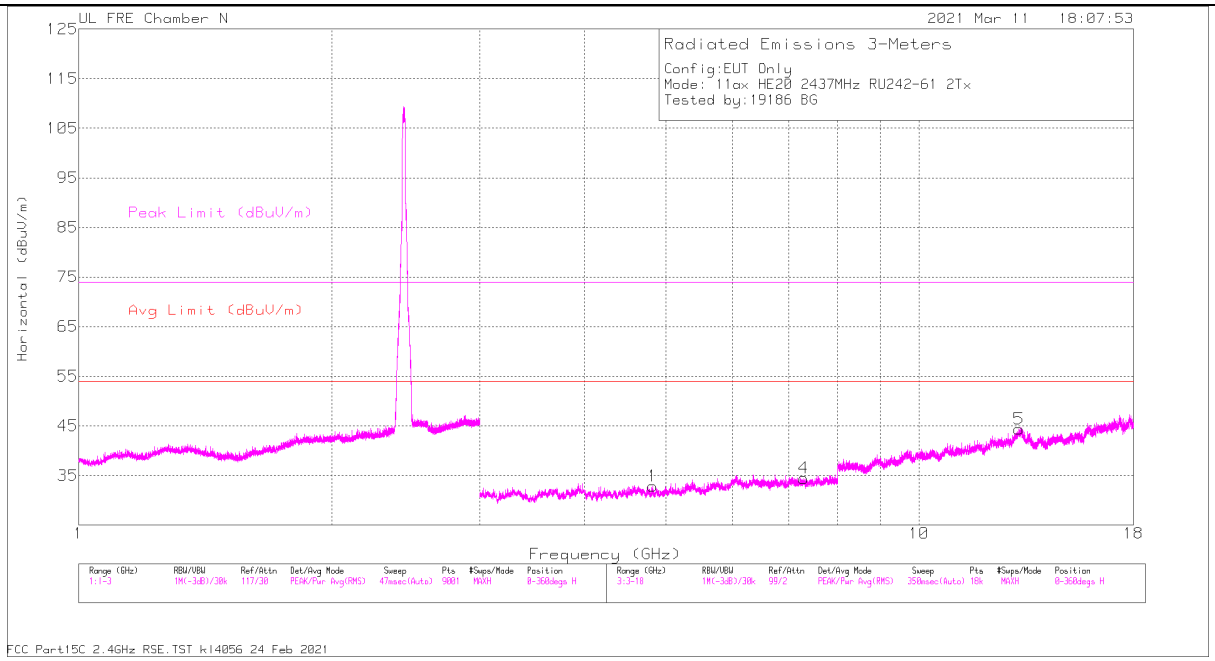

HORIZONTAL

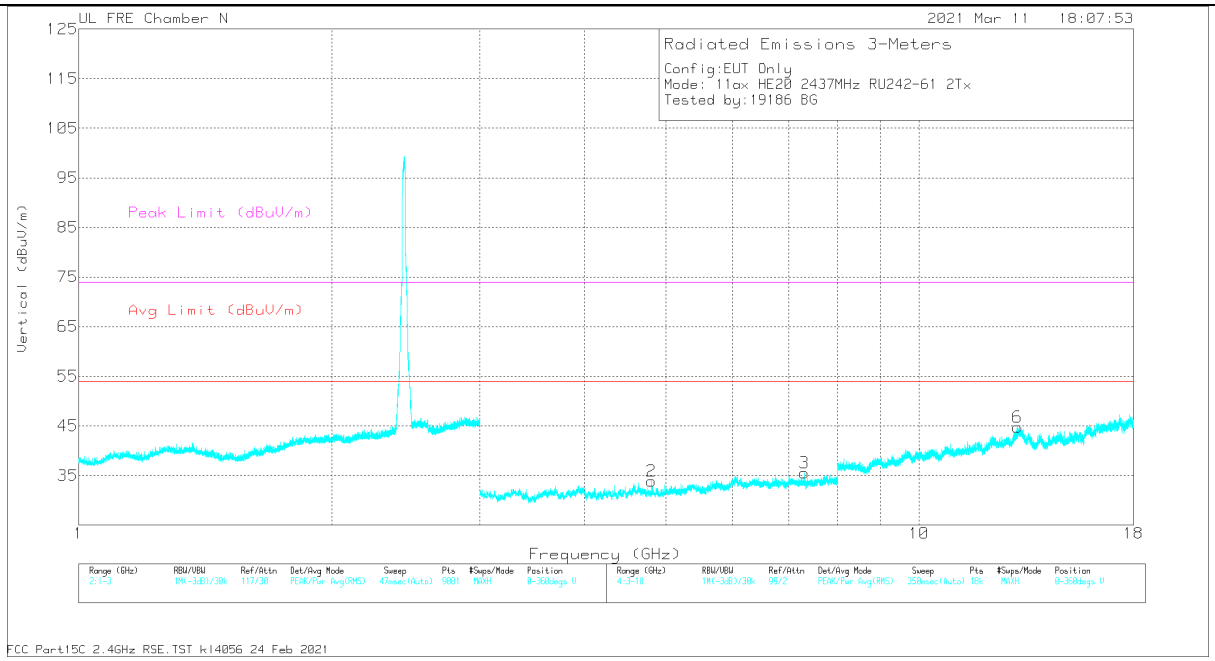

VERTICAL

UL VERIFICATION SERVICES INC.
47173 Benicia Street, Fremont, CA 94538; USA TEL:(510) 319-4000 FAX:(510) 661-0888

This report shall not be reproduced except in full, without the written approval of UL Verification Services Inc.

RADIATED EMISSIONS

Range 3: Horizontal 3000 - 18000MHz

Marker	Frequency (GHz)	Meter Reading (dBuV)	Det	AF PRE0213971 (dB/m)	Amp/Cbl/Fltr/Pad (dB)	Corrected Reading (dBuV/m)	Avg Limit (dBuV/m)	Margin (dB)	Peak Limit (dBuV/m)	PK Margin (dB)	Azimuth (Degs)	Height (cm)	Polarity
1	* 4.81933	52.96	PK2	34.2	-42.9	44.26	-	-	74	-29.74	250	185	H
	* 4.82005	41.4	MAv1	34.2	-42.9	32.7	54	-21.3	-	-	250	185	H
4	* 7.29276	55.89	PK2	35.7	-40.7	50.89	-	-	74	-23.11	175	150	H
	* 7.29314	40.71	MAv1	35.7	-40.7	35.71	54	-18.29	-	-	175	150	H
5	13.15673	51.33	PK2	39.3	-35.7	54.93	-	-	-	-	335	205	H

Range 4: Vertical 3000 - 18000MHz

Marker	Frequency (GHz)	Meter Reading (dBuV)	Det	AF PRE0213971 (dB/m)	Amp/Cbl/Fltr/Pad (dB)	Corrected Reading (dBuV/m)	Avg Limit (dBuV/m)	Margin (dB)	Peak Limit (dBuV/m)	PK Margin (dB)	Azimuth (Degs)	Height (cm)	Polarity
2	* 4.80575	53.2	PK2	34.1	-42.9	44.4	-	-	74	-29.6	45	150	V
	* 4.8059	41.33	MAv1	34.1	-42.9	32.53	54	-21.47	-	-	45	150	V
3	* 7.30666	66.06	PK2	35.7	-41	60.76	-	-	74	-13.24	220	135	V
	* 7.30409	40.25	MAv1	35.7	-41	34.95	54	-19.05	-	-	220	135	V
6	13.09081	50.54	PK2	39.3	-36.1	53.74	-	-	-	-	275	200	V

* - indicates frequency in CFR47 Pt 15 / IC RSS-Restricted Band

PK2 - KDB558074 Method: Maximum Peak
MAv1 - KDB558074 Option 1 Maximum RMS Average

UL VERIFICATION SERVICES INC.
47173 Benicia Street, Fremont, CA 94538; USA TEL:(510) 319-4000 FAX:(510) 661-0888
This report shall not be reproduced except in full, without the written approval of UL Verification Services Inc.

HIGH CHANNEL, CH 13 RESULTS

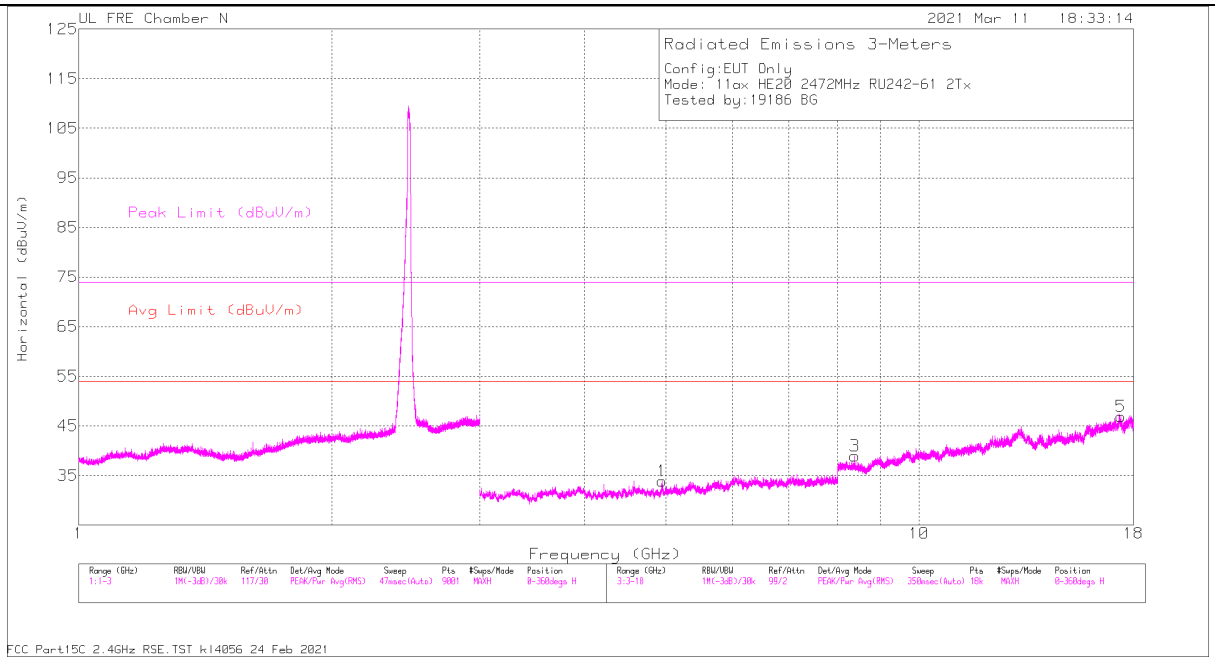

HORIZONTAL

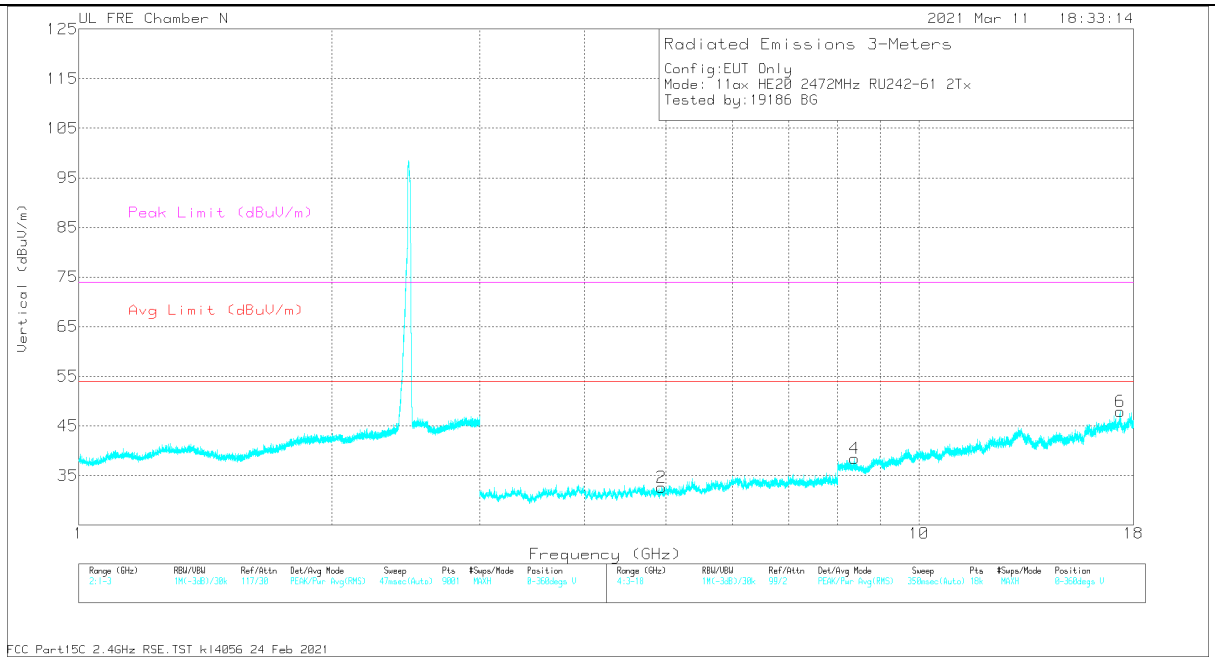

VERTICAL

UL VERIFICATION SERVICES INC.
47173 Benicia Street, Fremont, CA 94538; USA TEL:(510) 319-4000 FAX:(510) 661-0888

This report shall not be reproduced except in full, without the written approval of UL Verification Services Inc.

RADIATED EMISSIONS

Range 3: Horizontal 3000 - 18000MHz

Marker	Frequency (GHz)	Meter Reading (dBuV)	Det	AF PRE0213971 (dB/m)	Amp/Cbl/Fltr/Pad (dB)	Corrected Reading (dBuV/m)	Avg Limit (dBuV/m)	Margin (dB)	Peak Limit (dBuV/m)	PK Margin (dB)	Azimuth (Degs)	Height (cm)	Polarity
1	* 4.95003	54.26	PK2	34	-43.1	45.16	-	-	74	-28.84	48	175	H
	* 4.95043	42.09	MAv1	34	-43.1	32.99	54	-21.01	-	-	48	175	H
3	* 8.38897	51.4	PK2	35.9	-39.8	47.5	-	-	74	-26.5	230	205	H
	* 8.38974	40.03	MAv1	35.9	-39.9	36.03	54	-17.97	-	-	230	205	H
5	17.38771	46.72	PK2	41.6	-33.3	55.02	-	-	-	-	305	152	H

Range 4: Vertical 3000 - 18000MHz

Marker	Frequency (GHz)	Meter Reading (dBuV)	Det	AF PRE0213971 (dB/m)	Amp/Cbl/Fltr/Pad (dB)	Corrected Reading (dBuV/m)	Avg Limit (dBuV/m)	Margin (dB)	Peak Limit (dBuV/m)	PK Margin (dB)	Azimuth (Degs)	Height (cm)	Polarity
2	* 4.93401	53.71	PK2	34	-43	44.71	-	-	74	-29.29	75	135	V
	* 4.93426	41.56	MAv1	34	-43	32.56	54	-21.44	-	-	75	135	V
4	* 8.37746	51.59	PK2	35.9	-39.8	47.69	-	-	74	-26.31	155	175	V
	* 8.38051	40.16	MAv1	35.9	-39.8	36.26	54	-17.74	-	-	155	175	V
6	17.36268	47.47	PK2	41.5	-33.9	55.07	-	-	-	-	270	155	V

* - indicates frequency in CFR47 Pt 15 / IC RSS-Restricted Band

PK2 - KDB558074 Method: Maximum Peak
MAv1 - KDB558074 Option 1 Maximum RMS Average

UL VERIFICATION SERVICES INC.
47173 Benicia Street, Fremont, CA 94538; USA TEL:(510) 319-4000 FAX:(510) 661-0888
This report shall not be reproduced except in full, without the written approval of UL Verification Services Inc.

10.2. WORST CASE BELOW 1 GHz

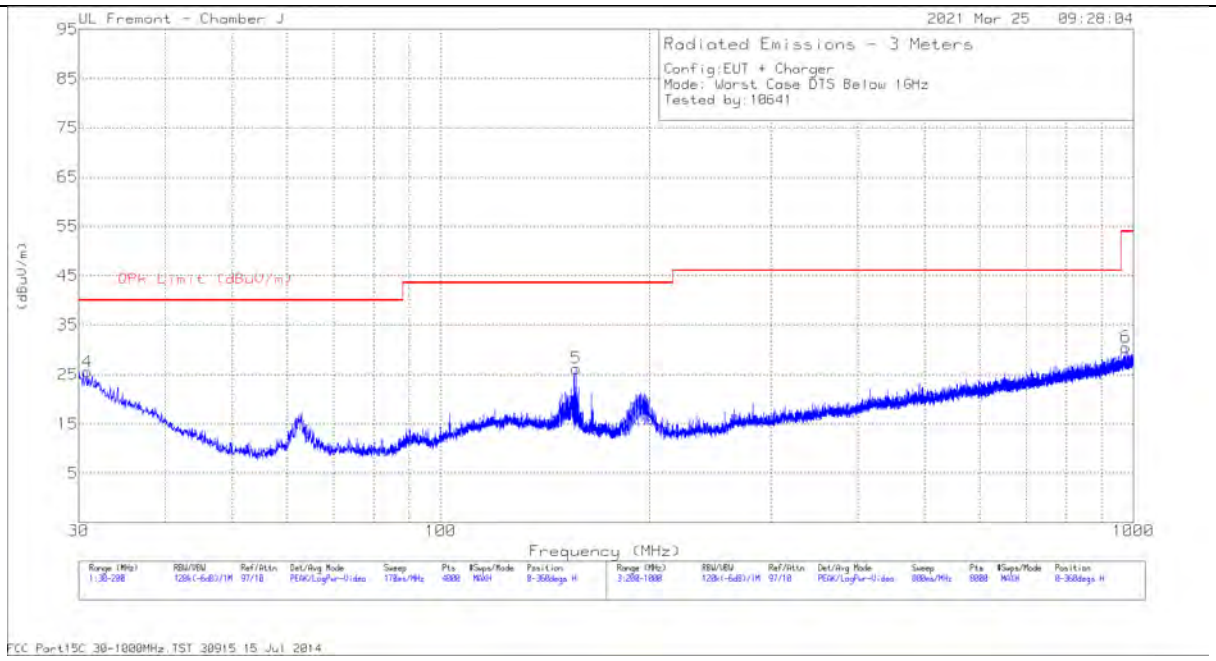

HORIZONTAL

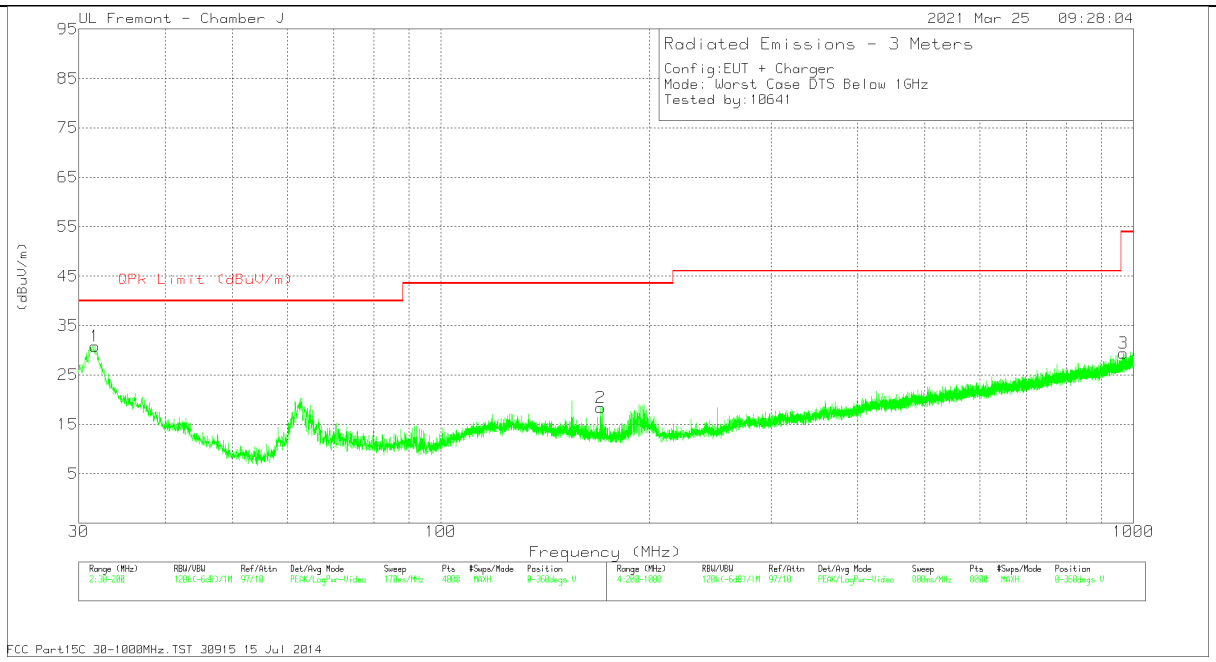

VERTICAL

UL VERIFICATION SERVICES INC.
47173 Benicia Street, Fremont, CA 94538; USA TEL:(510) 319-4000 FAX:(510) 661-0888
This report shall not be reproduced except in full, without the written approval of UL Verification Services Inc.

Below 1GHz DATA

Marker	Frequency (MHz)	Meter Reading (dBuV)	Det	AF PRE0184052 (dB/m)	Amp Cbl (dB)	Corrected Reading (dBuV/m)	QPk Limit (dBuV/m)	Margin (dB)	Azimuth (Degs)	Height (cm)	Polarity
4	30.8927	29.94	Pk	27.3	-31.6	25.64	40	-14.36	0-360	195	H
5	* 156.7253	38.4	Pk	18.5	-30.6	26.3	43.52	-17.22	0-360	100	H
1	31.6579	35.73	Pk	26.7	-31.6	30.83	40	-9.17	0-360	100	V
2	* 170.2863	31.02	Pk	17.8	-30.5	18.32	43.52	-25.2	0-360	100	V
6	* 976.0009	27.57	Pk	29.3	-26.3	30.57	53.97	-23.4	0-360	388	H
3	* 966.1996	26.56	Pk	29.3	-26.4	29.46	53.97	-24.51	0-360	199	V

* - indicates frequency in CFR47 Pt 15 / IC RSS-Restricted Band
Pk - Peak detector

UL VERIFICATION SERVICES INC.
47173 Benicia Street, Fremont, CA 94538; USA TEL:(510) 319-4000 FAX:(510) 661-0888
This report shall not be reproduced except in full, without the written approval of UL Verification Services Inc.

10.3. WORST CASE 18-26 GHz

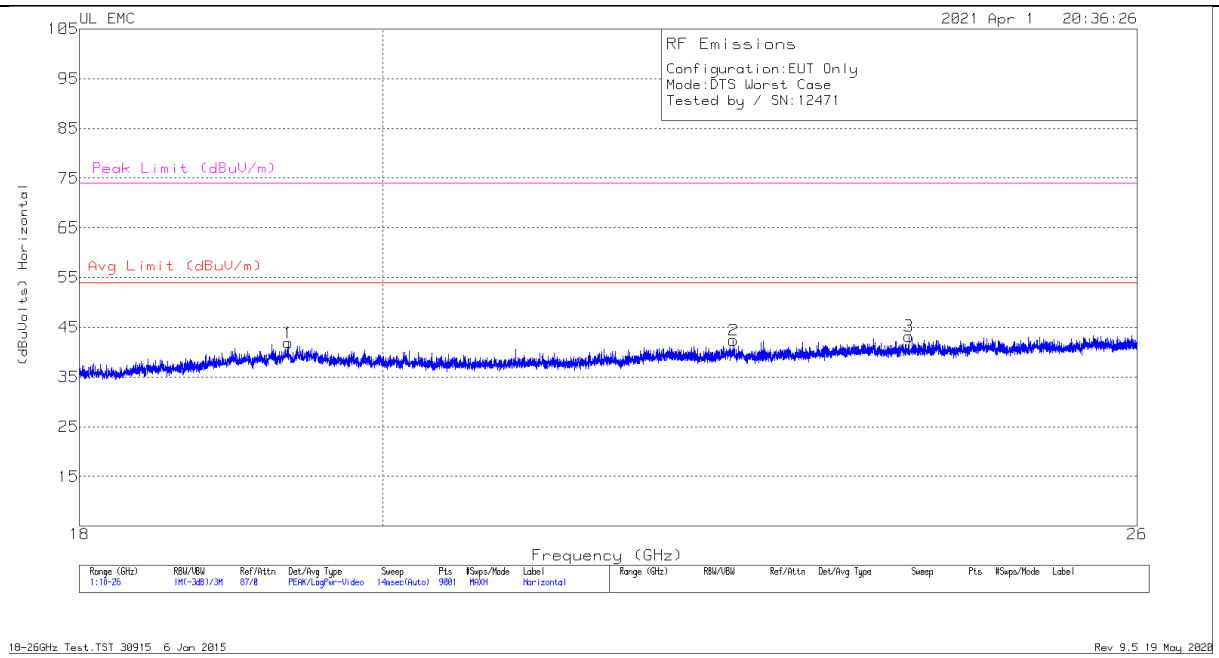

HORIZONTAL

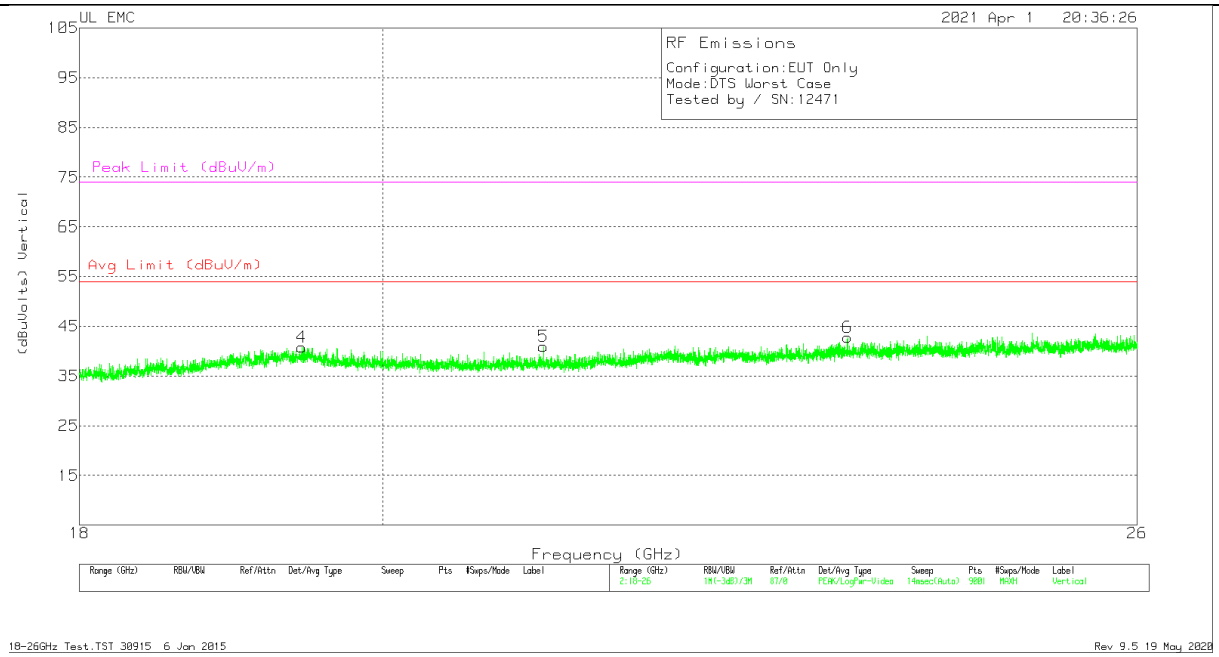

VERTICAL

UL VERIFICATION SERVICES INC.
47173 Benicia Street, Fremont, CA 94538; USA TEL:(510) 319-4000 FAX:(510) 661-0888
This report shall not be reproduced except in full, without the written approval of UL Verification Services Inc.

18 – 26GHz DATA

Marker	Frequency (GHz)	Meter Reading (dBuV)	Det	T125 AF (dB/m)	Amp/Cbl (dB)	Dist Corr (dB)	Corrected Reading (dBuVolts)	Avg Limit (dBuV/m)	Margin (dB)	Peak Limit (dBuV/m)	PK Margin (dB)
1	19.35644	37.61	Pk	32.6	-18.8	-9.5	41.91	54	-12.09	74	-32.09
2	22.59289	38.39	Pk	33.4	-19.9	-9.5	42.39	54	-11.61	74	-31.61
3	24.01689	38.28	Pk	33.9	-19.5	-9.5	43.18	54	-10.82	74	-30.82
4	19.44533	36.7	Pk	32.7	-19.1	-9.5	40.8	54	-13.2	74	-33.2
5	21.15022	38.33	Pk	33	-20.9	-9.5	40.93	54	-13.07	74	-33.07
6	23.50845	38.48	Pk	33.9	-20.1	-9.5	42.78	54	-11.22	74	-31.22

Pk - Peak detector

18-26GHz Test.TST 30915 6 Jan 2015
Rev 9.5 19 May 2020

UL VERIFICATION SERVICES INC.
47173 Benicia Street, Fremont, CA 94538; USA TEL:(510) 319-4000 FAX:(510) 661-0888
This report shall not be reproduced except in full, without the written approval of UL Verification Services Inc.

11. AC POWER LINE CONDUCTED EMISSIONS

LIMITS

FCC §15.207 (a)

RSS-Gen 8.8

Frequency of Emission (MHz)	Conducted Limit (dBµV)	
	Quasi-peak	Average
0.15-0.5	66 to 56 *	56 to 46 *
0.5-5	56	46
5-30	60	50

*Decreases with the logarithm of the frequency.

TEST PROCEDURE

The EUT is placed on a non-conducting table 40 cm from the vertical ground plane and 80 cm above the horizontal ground plane. The EUT is configured in accordance with ANSI C63.10.

The receiver is set to a resolution bandwidth of 9 kHz. Peak detection is used unless otherwise noted as quasi-peak or average.

Line conducted data is recorded for both NEUTRAL and HOT lines.

RESULTS

UL VERIFICATION SERVICES INC.
47173 Benicia Street, Fremont, CA 94538; USA TEL:(510) 319-4000 FAX:(510) 661-0888
This report shall not be reproduced except in full, without the written approval of UL Verification Services Inc.

11.1. AC POWER LINE WITH AC/DC ADAPTER

LINE 1 RESULTS

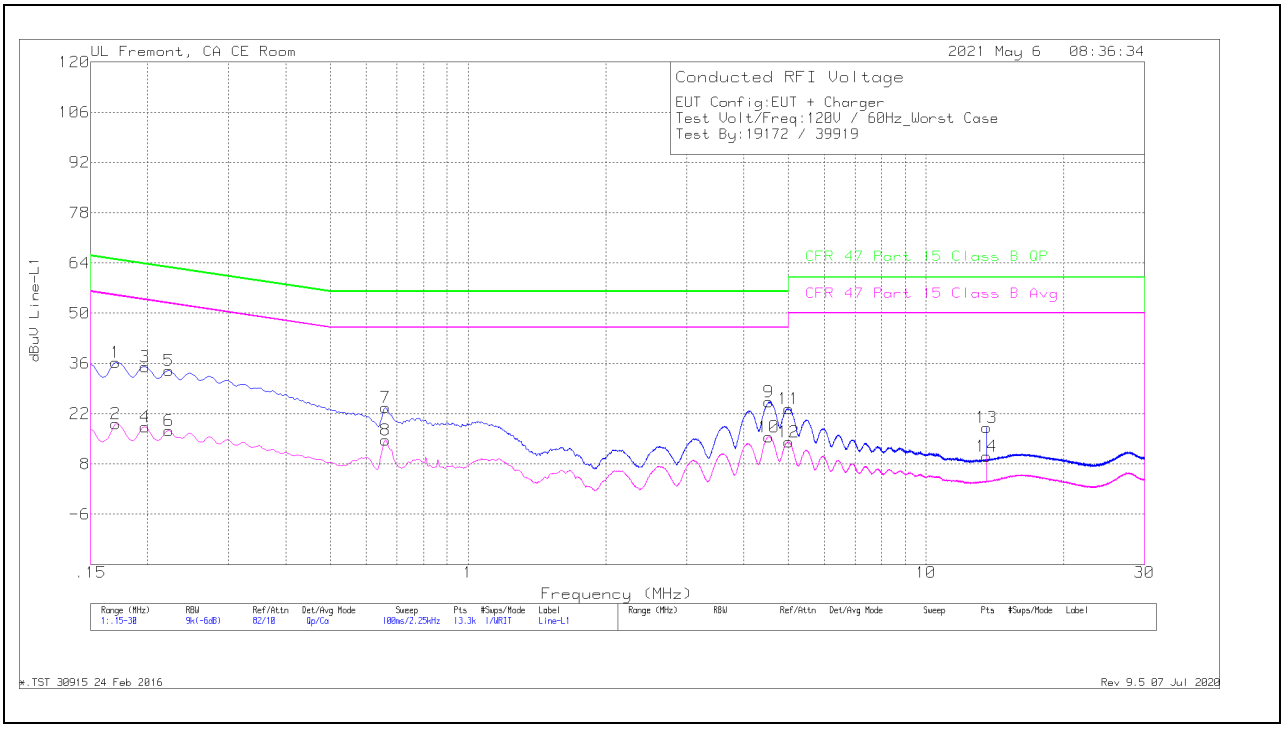

Range 1: Line-L1 .15 - 30MHz

Marker	Frequency (MHz)	Meter Reading (dBuV)	Det	PRE0186446 L1	LC Cables C1&C3 dB	Limiter	Corrected Reading dBuV	CFR 47 Part 15 Class B QP	QP Margin (dB)	CFR 47 Part 15 Class B Avg	Av(CISPR)Margin (dB)
1	.17025	26.22	Qp	0	0	10.1	36.32	64.95	-28.63	-	-
2	.17025	9.13	Ca	0	0	10.1	19.23	-	-	54.95	-35.72
3	.19725	24.93	Qp	0	0	10.1	35.03	63.73	-28.7	-	-
4	.19725	8.15	Ca	0	0	10.1	18.25	-	-	53.73	-35.48
5	.222	23.91	Qp	0	0	10.1	34.01	62.74	-28.73	-	-
6	.222	7.2	Ca	0	0	10.1	17.3	-	-	52.74	-35.44
7	.66075	13.56	Qp	0	0	10.1	23.66	56	-32.34	-	-
8	.66075	4.49	Ca	0	0	10.1	14.59	-	-	46	-31.41
9	4.53975	14.96	Qp	0	.1	10.2	25.26	56	-30.74	-	-
10	4.542	5.31	Ca	0	.1	10.2	15.61	-	-	46	-30.39
11	5.0145	13.1	Qp	0	.1	10.2	23.4	60	-36.6	-	-
12	5.01338	3.83	Ca	0	.1	10.2	14.13	-	-	50	-35.87
*13	13.56	7.71	Qp	.1	.2	10.2	18.21	60	-41.79	-	-
*14	13.56	-.35	Ca	.1	.2	10.2	10.15	-	-	50	-39.85

Qp - Quasi-Peak detector
Ca - CISPR average detection
*Indicates UL RFID signal. Not from device.

*.TST 30915 24 Feb 2016
Rev 9.5 07 Jul 2020

UL VERIFICATION SERVICES INC.
47173 Benicia Street, Fremont, CA 94538; USA TEL:(510) 319-4000 FAX:(510) 661-0888
This report shall not be reproduced except in full, without the written approval of UL Verification Services Inc.

LINE 2 RESULTS

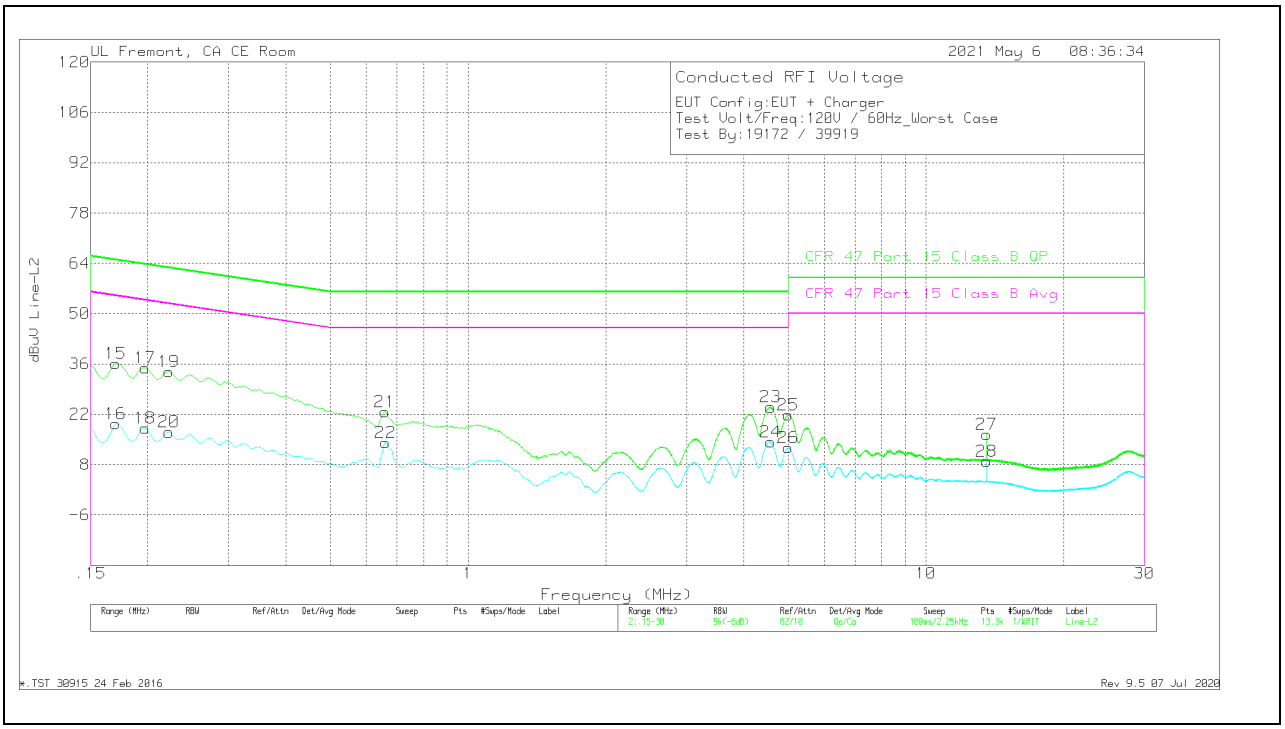

Range 2: Line-L2 .15 - 30MHz

Marker	Frequency (MHz)	Meter Reading (dBuV)	Det	PRE0186446 L2	LC Cables C2&C3 dB	Limiter	Corrected Reading dBuV	CFR 47 Part 15 Class B QP	QP Margin (dB)	CFR 47 Part 15 Class B Avg	Av(CISPR)Margin (dB)
15	.17025	26.02	Qp	0	0	10.1	36.12	64.95	-28.83	-	-
16	.17025	9.26	Ca	0	0	10.1	19.36	-	-	54.95	-35.59
17	.19725	24.78	Qp	0	0	10.1	34.88	63.73	-28.85	-	-
18	.19725	8.08	Ca	0	0	10.1	18.18	-	-	53.73	-35.55
19	.222	23.72	Qp	0	0	10.1	33.82	62.74	-28.92	-	-
20	.222	6.92	Ca	0	0	10.1	17.02	-	-	52.74	-35.72
21	.6585	12.63	Qp	0	0	10.1	22.73	56	-33.27	-	-
22	.66075	4.09	Ca	0	0	10.1	14.19	-	-	46	-31.81
23	4.58025	13.7	Qp	0	.1	10.2	24	56	-32	-	-
24	4.58025	4.06	Ca	0	.1	10.2	14.36	-	-	46	-31.64
25	4.9965	11.47	Qp	0	.1	10.2	21.77	56	-34.23	-	-
26	5.001	2.37	Ca	0	.1	10.2	12.67	-	-	50	-37.33
*27	13.56	5.93	Qp	.1	.2	10.2	16.43	60	-43.57	-	-
*28	13.56	-1.61	Ca	.1	.2	10.2	8.89	-	-	50	-41.11

Qp - Quasi-Peak detector
Ca - CISPR average detection
*Indicates UL RFID signal. Not from device.

*.TST 30915 24 Feb 2016
Rev 9.5 07 Jul 2020

UL VERIFICATION SERVICES INC.
47173 Benicia Street, Fremont, CA 94538; USA TEL:(510) 319-4000 FAX:(510) 661-0888
This report shall not be reproduced except in full, without the written approval of UL Verification Services Inc.

11.2. AC POWER LINE WITH LAPTOP

LINE 1 RESULTS

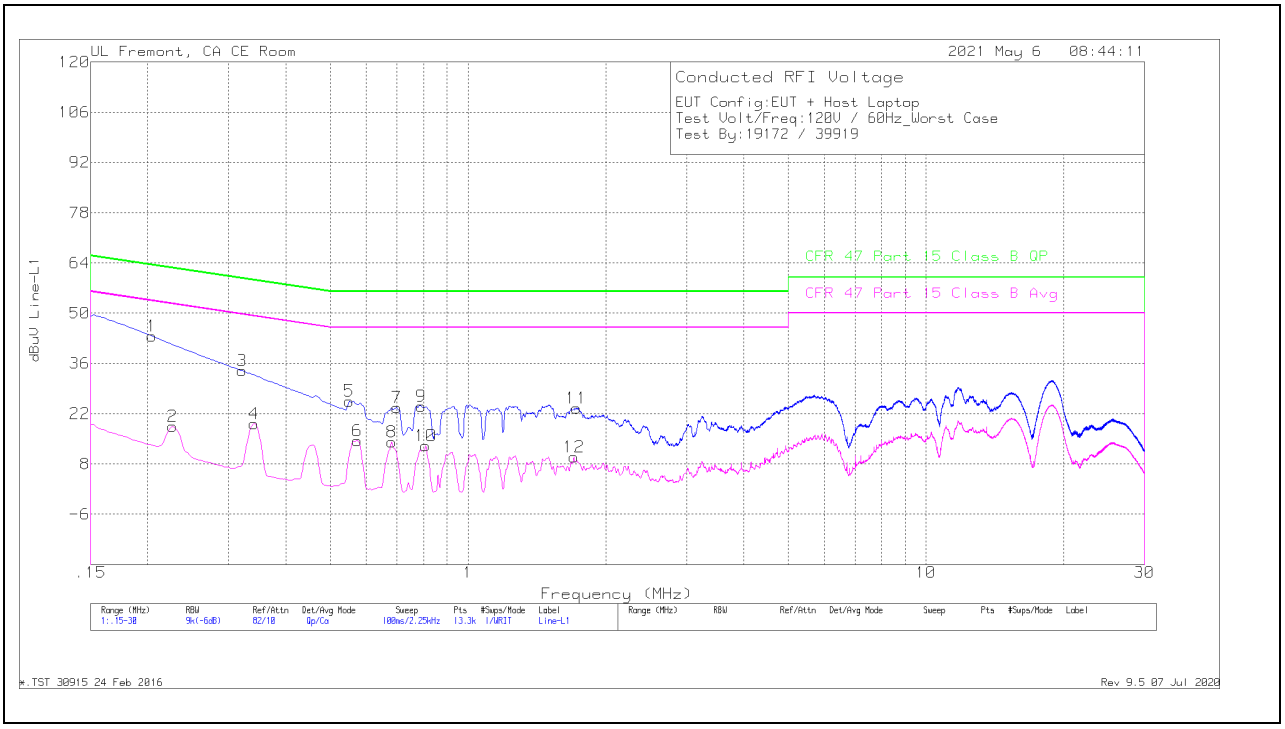

Range 1: Line-L1 .15 - 30MHz

Marker	Frequency (MHz)	Meter Reading (dBuV)	Det	PRE0186446 L1	LC Cables C1&C3 dB	Limiter	Corrected Reading dBuV	CFR 47 Part 15 Class B QP	QP Margin (dB)	CFR 47 Part 15 Class B Avg	Av(CISPR)Margin (dB)
1	.204	33.53	Qp	0	0	10.1	43.63	63.45	-19.82	-	-
2	.2265	8.32	Ca	0	0	10.1	18.42	-	-	52.58	-34.16
3	.321	23.86	Qp	0	0	10.1	33.96	59.68	-25.72	-	-
4	.34125	9.15	Ca	0	0	10.1	19.25	-	-	49.17	-29.92
5	.5505	15.46	Qp	0	0	10.1	25.56	56	-30.44	-	-
6	.573	4.36	Ca	0	0	10.1	14.46	-	-	46	-31.54
7	.699	13.56	Qp	0	0	10.1	23.66	56	-32.34	-	-
8	.681	4.07	Ca	0	0	10.1	14.17	-	-	46	-31.83
9	.79125	13.91	Qp	0	.1	10.1	24.11	56	-31.89	-	-
10	.80925	2.85	Ca	0	.1	10.1	13.05	-	-	46	-32.95
11	1.72725	13.34	Qp	0	.1	10.1	23.54	56	-32.46	-	-
12	1.7025	-.32	Ca	0	.1	10.1	9.88	-	-	46	-36.12

Qp - Quasi-Peak detector
Ca - CISPR average detection

*.TST 30915 24 Feb 2016
Rev 9.5 07 Jul 2020

UL VERIFICATION SERVICES INC.
47173 Benicia Street, Fremont, CA 94538; USA TEL:(510) 319-4000 FAX:(510) 661-0888
This report shall not be reproduced except in full, without the written approval of UL Verification Services Inc.

LINE 2 RESULTS

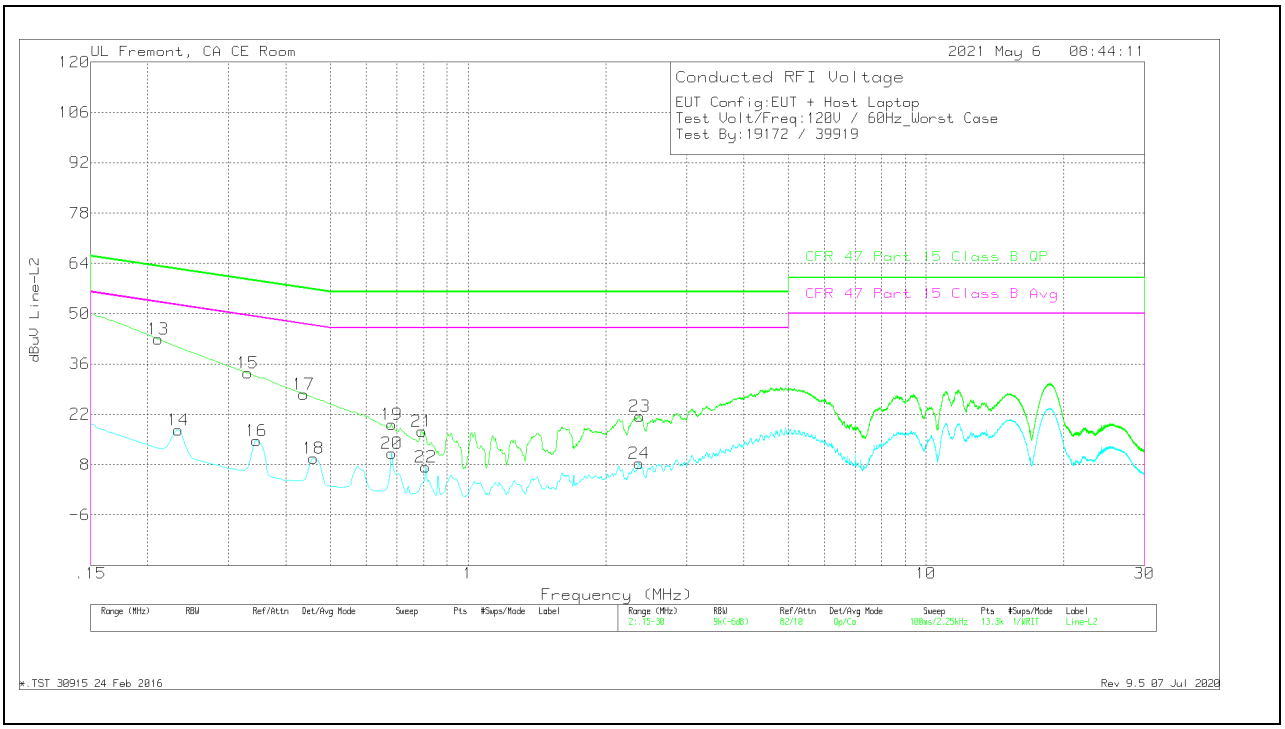

Range 2: Line-L2 .15 - 30MHz

Marker	Frequency (MHz)	Meter Reading (dBuV)	Det	PRE0186446 L2	LC Cables C2&C3 dB	Limiter	Corrected Reading dBuV	CFR 47 Part 15 Class B QP	QP Margin (dB)	CFR 47 Part 15 Class B Avg	Av(CISPR)Margin (dB)
13	.21075	32.8	Qp	0	0	10.1	42.9	63.18	-20.28	-	-
14	.23325	7.55	Ca	0	0	10.1	17.65	-	-	52.33	-34.68
15	.33	23.37	Qp	0	0	10.1	33.47	59.45	-25.98	-	-
16	.34575	4.56	Ca	0	0	10.1	14.66	-	-	49.06	-34.4
17	.438	17.5	Qp	0	0	10.1	27.6	57.1	-29.5	-	-
18	.4605	-.29	Ca	0	0	10.1	9.81	-	-	46.68	-36.87
19	.681	9.14	Qp	0	0	10.1	19.24	56	-36.76	-	-
20	.681	1.11	Ca	0	0	10.1	11.21	-	-	46	-34.79
21	.7935	7.13	Qp	0	0	10.1	17.23	56	-38.77	-	-
22	.80925	-2.86	Ca	0	.1	10.1	7.34	-	-	46	-38.66
23	2.3685	11.22	Qp	0	.1	10.1	21.42	56	-34.58	-	-
24	2.36625	-1.8	Ca	0	.1	10.1	8.4	-	-	46	-37.6

Qp - Quasi-Peak detector
Ca - CISPR average detection

*.TST 30915 24 Feb 2016
Rev 9.5 07 Jul 2020

UL VERIFICATION SERVICES INC.
47173 Benicia Street, Fremont, CA 94538; USA TEL:(510) 319-4000 FAX:(510) 661-0888
This report shall not be reproduced except in full, without the written approval of UL Verification Services Inc.

12. SETUP PHOTOS

Please refer to 13571601-EP1V1 for setup photos

END OF TEST REPORT

UL VERIFICATION SERVICES INC.
47173 Benicia Street, Fremont, CA 94538; USA TEL:(510) 319-4000 FAX:(510) 661-0888

This report shall not be reproduced except in full, without the written approval of UL Verification Services Inc.