ANT 4 + ANT 3 2TX MODE: 26-Tones, RU Index 4

LOW CHANNEL 1 BANDEDGE ANT 4

OUT-OF-BAND LOW CHANNEL 1 ANT 4

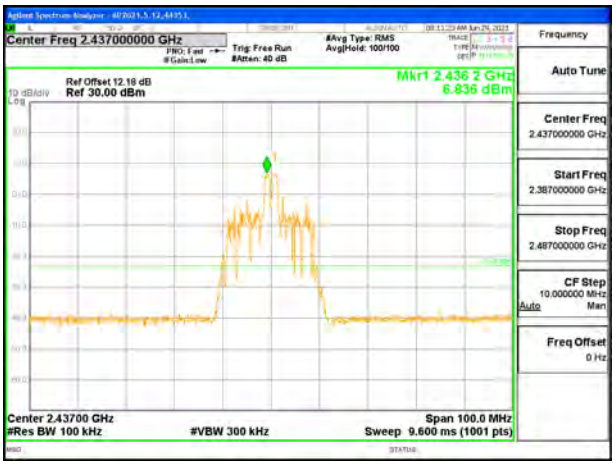

MID CHANNEL 6 BANDEDGE ANT 4

OUT-OF-BAND MID CHANNEL 6 ANT 4

HIGH CHANNEL 11 BANDEDGE ANT 4

OUT-OF-BAND HIGH CHANNEL 11 ANT 4

UL VERIFICATION SERVICES INC.
47173 Benicia Street, Fremont, CA 94538; USA TEL:(510) 319-4000 FAX:(510) 661-0888
This report shall not be reproduced except in full, without the written approval of UL Verification Services Inc.

HIGH CHANNEL 12 BANDEDGE ANT 4

OUT-OF-BAND HIGH CHANNEL 12 ANT 4

HIGH CHANNEL 13 BANDEDGE ANT 4

OUT-OF-BAND HIGH CHANNEL 13 ANT 4

UL VERIFICATION SERVICES INC.
47173 Benicia Street, Fremont, CA 94538; USA TEL:(510) 319-4000 FAX:(510) 661-0888
This report shall not be reproduced except in full, without the written approval of UL Verification Services Inc.

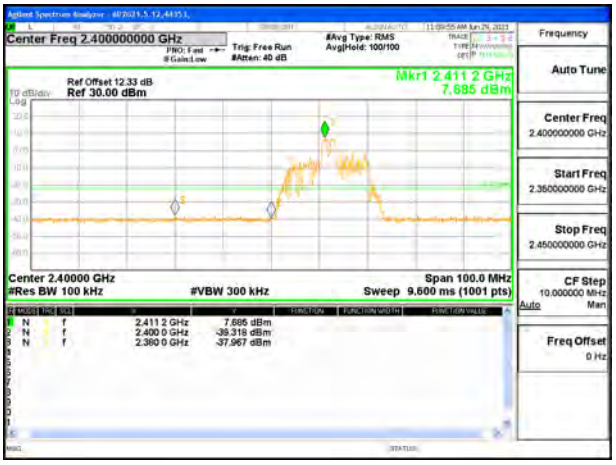

LOW CHANNEL 1 BANDEDGE ANT 3

OUT-OF-BAND LOW CHANNEL 1 ANT 3

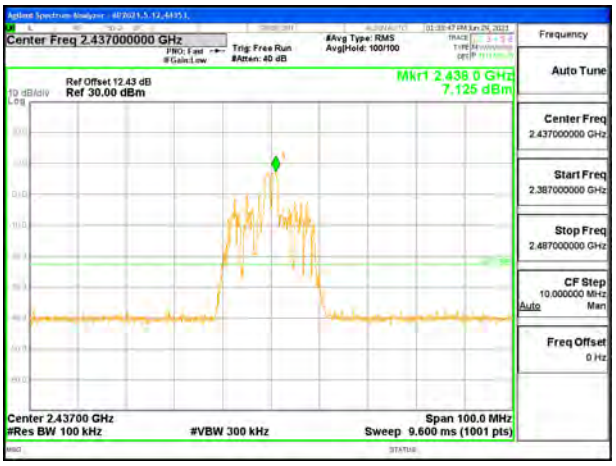

MID CHANNEL 6 BANDEDGE ANT 3

OUT-OF-BAND MID CHANNEL 6 ANT 3

HIGH CHANNEL 11 BANDEDGE ANT 3

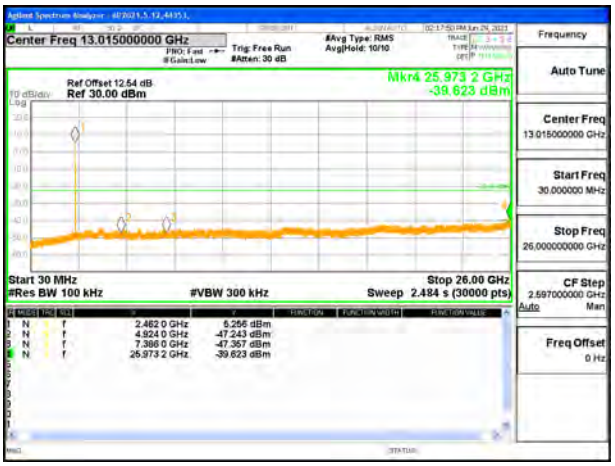

OUT-OF-BAND HIGH CHANNEL 11 ANT 3

UL VERIFICATION SERVICES INC.
47173 Benicia Street, Fremont, CA 94538; USA TEL:(510) 319-4000 FAX:(510) 661-0888
This report shall not be reproduced except in full, without the written approval of UL Verification Services Inc.

HIGH CHANNEL 12 BANDEDGE ANT 3

OUT-OF-BAND HIGH CHANNEL 12 ANT 3

HIGH CHANNEL 13 BANDEDGE ANT 3

OUT-OF-BAND HIGH CHANNEL 13 ANT 3

UL VERIFICATION SERVICES INC.
47173 Benicia Street, Fremont, CA 94538; USA TEL:(510) 319-4000 FAX:(510) 661-0888
This report shall not be reproduced except in full, without the written approval of UL Verification Services Inc.

ANT 4 + ANT 3 2TX MODE: 26-Tones, RU Index 8

LOW CHANNEL 1 BANDEDGE ANT 4

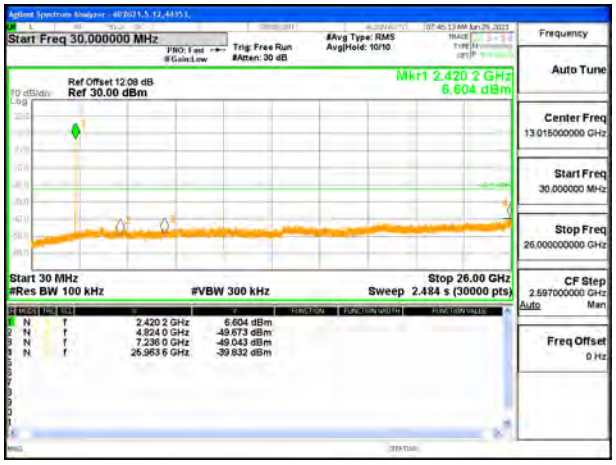

OUT-OF-BAND LOW CHANNEL 1 ANT 4

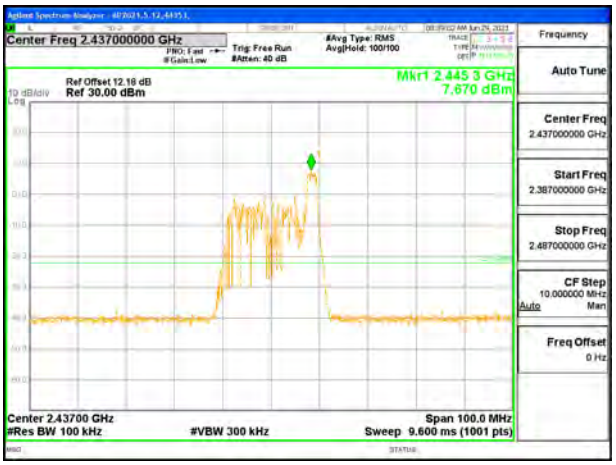

MID CHANNEL 6 BANDEDGE ANT 4

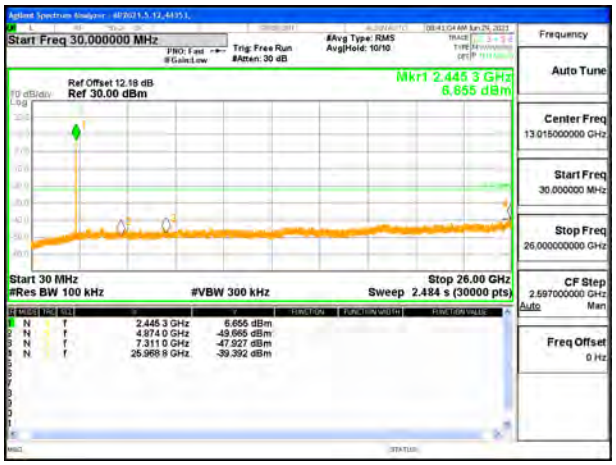

OUT-OF-BAND MID CHANNEL 6 ANT 4

HIGH CHANNEL 11 BANDEDGE ANT 4

OUT-OF-BAND HIGH CHANNEL 11 ANT 4

UL VERIFICATION SERVICES INC.
47173 Benicia Street, Fremont, CA 94538; USA TEL:(510) 319-4000 FAX:(510) 661-0888
This report shall not be reproduced except in full, without the written approval of UL Verification Services Inc.

HIGH CHANNEL 12 BANDEDGE ANT 4

OUT-OF-BAND HIGH CHANNEL 12 ANT 4

HIGH CHANNEL 13 BANDEDGE ANT 4

OUT-OF-BAND HIGH CHANNEL 13 ANT 4

UL VERIFICATION SERVICES INC.
47173 Benicia Street, Fremont, CA 94538; USA TEL:(510) 319-4000 FAX:(510) 661-0888
This report shall not be reproduced except in full, without the written approval of UL Verification Services Inc.

LOW CHANNEL 1 BANDEDGE ANT 3

OUT-OF-BAND LOW CHANNEL 1 ANT 3

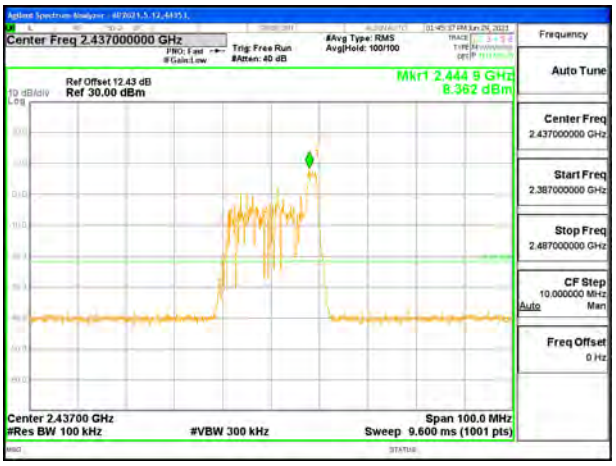

MID CHANNEL 6 BANDEDGE ANT 3

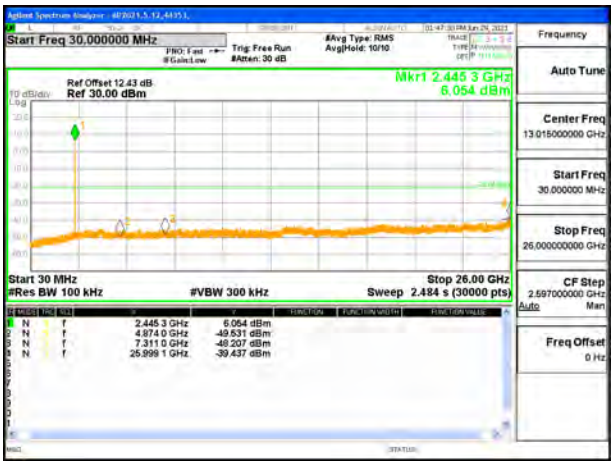

OUT-OF-BAND MID CHANNEL 6 ANT 3

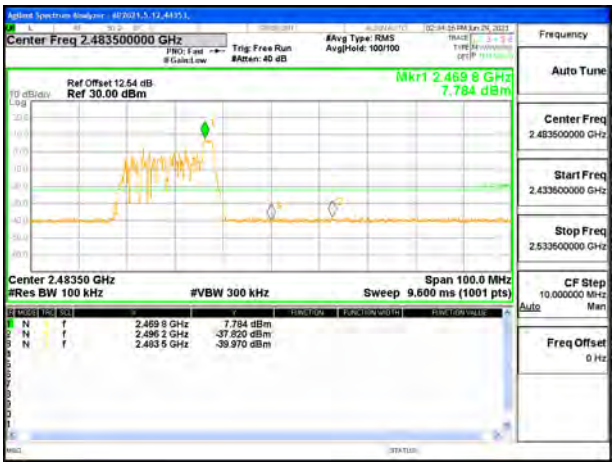

HIGH CHANNEL 11 BANDEDGE ANT 3

OUT-OF-BAND HIGH CHANNEL 11 ANT 3

UL VERIFICATION SERVICES INC.
47173 Benicia Street, Fremont, CA 94538; USA TEL:(510) 319-4000 FAX:(510) 661-0888
This report shall not be reproduced except in full, without the written approval of UL Verification Services Inc.

HIGH CHANNEL 12 BANDEDGE ANT 3

OUT-OF-BAND HIGH CHANNEL 12 ANT 3

HIGH CHANNEL 13 BANDEDGE ANT 3

OUT-OF-BAND HIGH CHANNEL 13 ANT 3

UL VERIFICATION SERVICES INC.
47173 Benicia Street, Fremont, CA 94538; USA TEL:(510) 319-4000 FAX:(510) 661-0888
This report shall not be reproduced except in full, without the written approval of UL Verification Services Inc.

ANT 4 + ANT 3 2TX MODE: SU Tones

LOW CHANNEL 1 BANDEDGE ANT 4

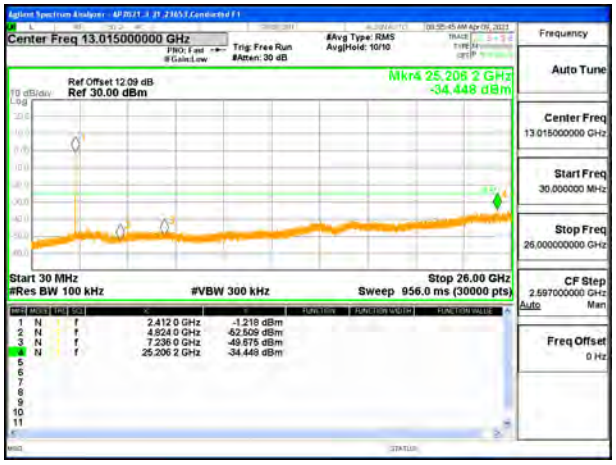

OUT-OF-BAND LOW CHANNEL 1 ANT 4

LOW CHANNEL 2 BANDEDGE ANT 4

OUT-OF-BAND LOW CHANNEL 2 ANT 4

LOW CHANNEL 3 BANDEDGE ANT 4

OUT-OF-BAND LOW CHANNEL 3 ANT 4

UL VERIFICATION SERVICES INC.
47173 Benicia Street, Fremont, CA 94538; USA TEL:(510) 319-4000 FAX:(510) 661-0888
This report shall not be reproduced except in full, without the written approval of UL Verification Services Inc.

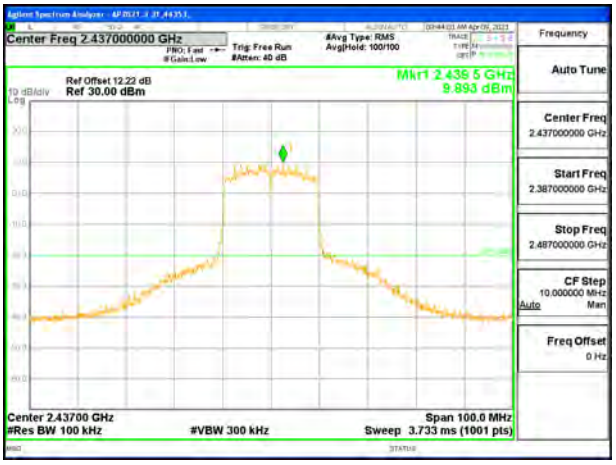

MID CHANNEL 6 BANDEDGE ANT 4

OUT-OF-BAND MID CHANNEL 6 ANT 4

HIGH CHANNEL 8 BANDEDGE ANT 4

OUT-OF-BAND HIGH CHANNEL 8 ANT 4

HIGH CHANNEL 9 BANDEDGE ANT 4

OUT-OF-BAND HIGH CHANNEL 9 ANT 4

UL VERIFICATION SERVICES INC.
47173 Benicia Street, Fremont, CA 94538; USA TEL:(510) 319-4000 FAX:(510) 661-0888
This report shall not be reproduced except in full, without the written approval of UL Verification Services Inc.

HIGH CHANNEL 10 BANDEDGE ANT 4

OUT-OF-BAND HIGH CHANNEL 10 ANT 4

HIGH CHANNEL 11 BANDEDGE ANT 4

OUT-OF-BAND HIGH CHANNEL 11 ANT 4

HIGH CHANNEL 12 BANDEDGE ANT 4

OUT-OF-BAND HIGH CHANNEL 12 ANT 4

UL VERIFICATION SERVICES INC.
47173 Benicia Street, Fremont, CA 94538; USA TEL:(510) 319-4000 FAX:(510) 661-0888
This report shall not be reproduced except in full, without the written approval of UL Verification Services Inc.

HIGH CHANNEL 13 BANDEDGE ANT 4

OUT-OF-BAND HIGH CHANNEL 13 ANT 4

UL VERIFICATION SERVICES INC.
47173 Benicia Street, Fremont, CA 94538; USA TEL:(510) 319-4000 FAX:(510) 661-0888
This report shall not be reproduced except in full, without the written approval of UL Verification Services Inc.

LOW CHANNEL 1 BANDEDGE ANT 3

OUT-OF-BAND LOW CHANNEL 1 ANT 3

LOW CHANNEL 2 BANDEDGE ANT 3

OUT-OF-BAND LOW CHANNEL 2 ANT 3

LOW CHANNEL 3 BANDEDGE ANT 3

OUT-OF-BAND LOW CHANNEL 3 ANT 3

UL VERIFICATION SERVICES INC.
47173 Benicia Street, Fremont, CA 94538; USA TEL:(510) 319-4000 FAX:(510) 661-0888
This report shall not be reproduced except in full, without the written approval of UL Verification Services Inc.

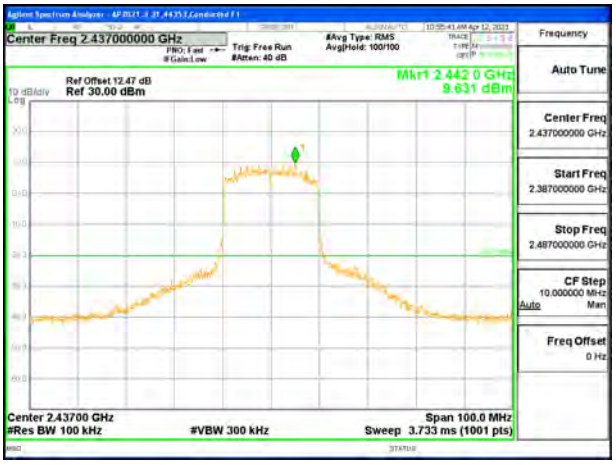

MID CHANNEL 6 BANDEDGE ANT 3

OUT-OF-BAND MID CHANNEL 6 ANT 3

HIGH CHANNEL 8 BANDEDGE ANT 3

OUT-OF-BAND HIGH CHANNEL 8 ANT 3

HIGH CHANNEL 9 BANDEDGE ANT 3

OUT-OF-BAND HIGH CHANNEL 9 ANT 3

UL VERIFICATION SERVICES INC.
47173 Benicia Street, Fremont, CA 94538; USA TEL:(510) 319-4000 FAX:(510) 661-0888
This report shall not be reproduced except in full, without the written approval of UL Verification Services Inc.

HIGH CHANNEL 10 BANDEDGE ANT 3

OUT-OF-BAND HIGH CHANNEL 10 ANT 3

HIGH CHANNEL 11 BANDEDGE ANT 3

OUT-OF-BAND HIGH CHANNEL 11 ANT 3

HIGH CHANNEL 12 BANDEDGE ANT 3

OUT-OF-BAND HIGH CHANNEL 12 ANT 3

UL VERIFICATION SERVICES INC.
47173 Benicia Street, Fremont, CA 94538; USA TEL:(510) 319-4000 FAX:(510) 661-0888
This report shall not be reproduced except in full, without the written approval of UL Verification Services Inc.

HIGH CHANNEL 13 BANDEDGE ANT 3

OUT-OF-BAND HIGH CHANNEL 13 ANT 3

UL VERIFICATION SERVICES INC.
47173 Benicia Street, Fremont, CA 94538; USA TEL:(510) 319-4000 FAX:(510) 661-0888
This report shall not be reproduced except in full, without the written approval of UL Verification Services Inc.

10. RADIATED TEST RESULTS

LIMITS

FCC §15.205 and §15.209
RSS-GEN, Section 8.9 and 8.10

Frequency Range (MHz)	Field Strength Limit (uV/m) at 3 m	Field Strength Limit (dBuV/m) at 3 m
0.009-0.490	2400/F(kHz) @ 300 m	-
0.490-1.705	24000/F(kHz) @ 30 m	-
1.705 - 30	30 @ 30m	-
30 - 88	100	40
88 - 216	150	43.5
216 - 960	200	46
Above 960	500	54

TEST PROCEDURE

The EUT is placed on a non-conducting table 80 cm above the ground plane for measurement below 1GHz; 1.5 m above the ground plane for measurement above 1GHz. The antenna to EUT distance is 3 meters. The EUT is configured in accordance with ANSI C63.10. The EUT is set to transmit in a continuous mode.

For measurements below 1 GHz the resolution bandwidth is set to 100 kHz for peak detection measurements or 120 kHz for quasi-peak detection measurements. Peak detection is used unless otherwise noted as quasi-peak.

For pre-scans above 1 GHz the resolution bandwidth is set to 1 MHz; the video bandwidth is set to 30 KHz for peak measurements.

For final measurements above 1 GHz the resolution bandwidth is set to 1 MHz; the video bandwidth is set to 3 MHz for peak measurements and as applicable for average measurements.

The spectrum from 1 GHz to 18 GHz is investigated with the transmitter set to the lowest, middle, and highest channels in each applicable band. Below 1GHz and above 18GHz emissions, the channel with the highest output power was tested.

The frequency range of interest is monitored at a fixed antenna height and EUT azimuth. The EUT is rotated through 360 degrees to maximize emissions received. The antenna is scanned from 1 to 4 meters above the ground plane to further maximize the emission. Measurements are made with the antenna polarized in both the vertical and the horizontal positions.

UL VERIFICATION SERVICES INC.
47173 Benicia Street, Fremont, CA 94538; USA TEL:(510) 319-4000 FAX:(510) 661-0888
This report shall not be reproduced except in full, without the written approval of UL Verification Services Inc.

KDB 414788 Open Field Site(OFS) and Chamber Correlation Justification

Base on FCC 15.31 (f) (2): measurements may be performed at a distance closer than that specified in the regulations; however, an attempt should be made to avoid making measurements in the near field.

OFS and chamber correlation testing had been performed and chamber measured test result is the worst case test result.

RESULTS

UL VERIFICATION SERVICES INC.
47173 Benicia Street, Fremont, CA 94538; USA TEL:(510) 319-4000 FAX:(510) 661-0888
This report shall not be reproduced except in full, without the written approval of UL Verification Services Inc.

10.1. TRANSMITTER ABOVE 1 GHz

10.1.1. 802.11b MODE

1TX ANT 4 MODE

BANDEDGE (LOW CHANNEL, CH 1)

HORIZONTAL RESULT

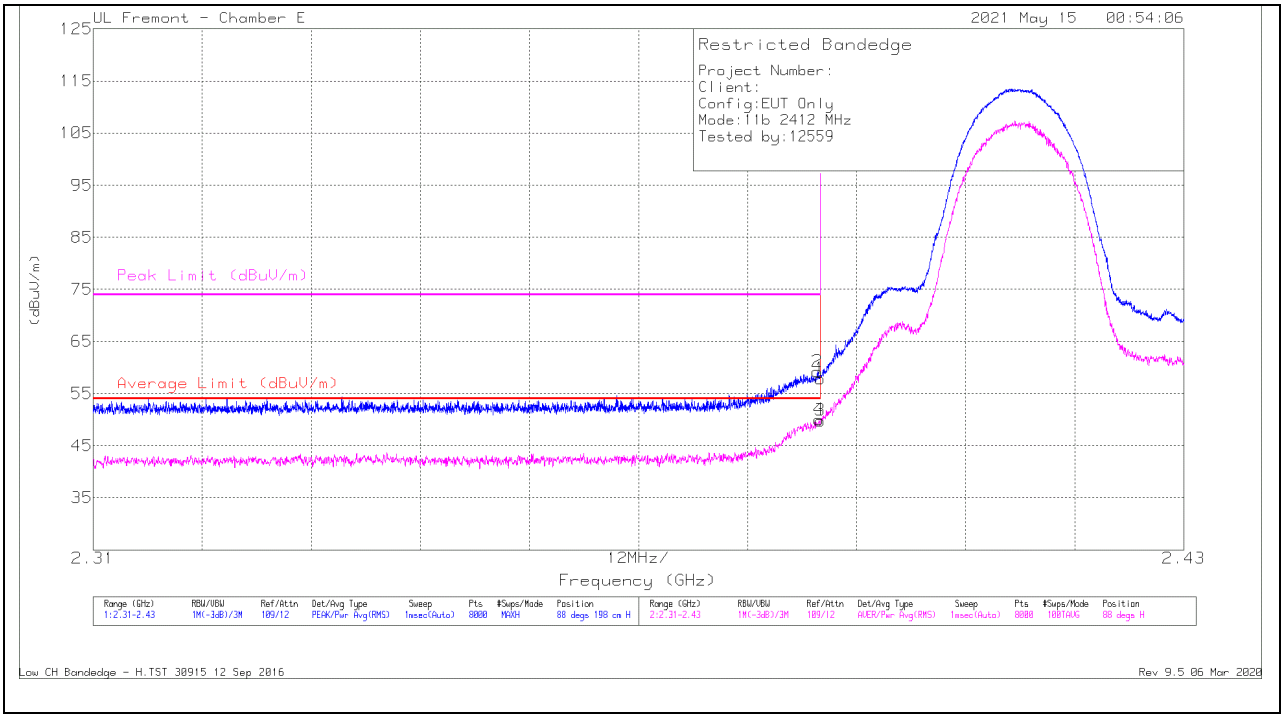

Marker	Frequency (GHz)	Meter Reading (dBuV)	Det	AF PRE0078 107 (dB/m)	Amp/Cbl/ Fltr/Pad (dB)	Corrected Reading (dBuV/m)	Average Limit (dBuV/m)	Margin (dB)	Peak Limit (dBuV/m)	PK Margin (dB)	Azimuth (Degs)	Height (cm)	Polarity
1	* 2.38999	43.3	Pk	32.2	-17.6	57.9	-	-	74	-16.1	88	198	H
2	* 2.38968	44.6	Pk	32.2	-17.6	59.2	-	-	74	-14.8	88	198	H
3	* 2.38999	35.22	RMS	32.2	-17.6	49.82	54	-4.18	-	-	88	198	H
4	* 2.38987	35.38	RMS	32.2	-17.6	49.98	54	-4.02	-	-	88	198	H

* - indicates frequency in CFR47 Pt 15 / IC RSS-Restricted Band
Pk - Peak detector
RMS - RMS detection

UL VERIFICATION SERVICES INC.
47173 Benicia Street, Fremont, CA 94538; USA TEL:(510) 319-4000 FAX:(510) 661-0888
This report shall not be reproduced except in full, without the written approval of UL Verification Services Inc.

VERTICAL RESULT

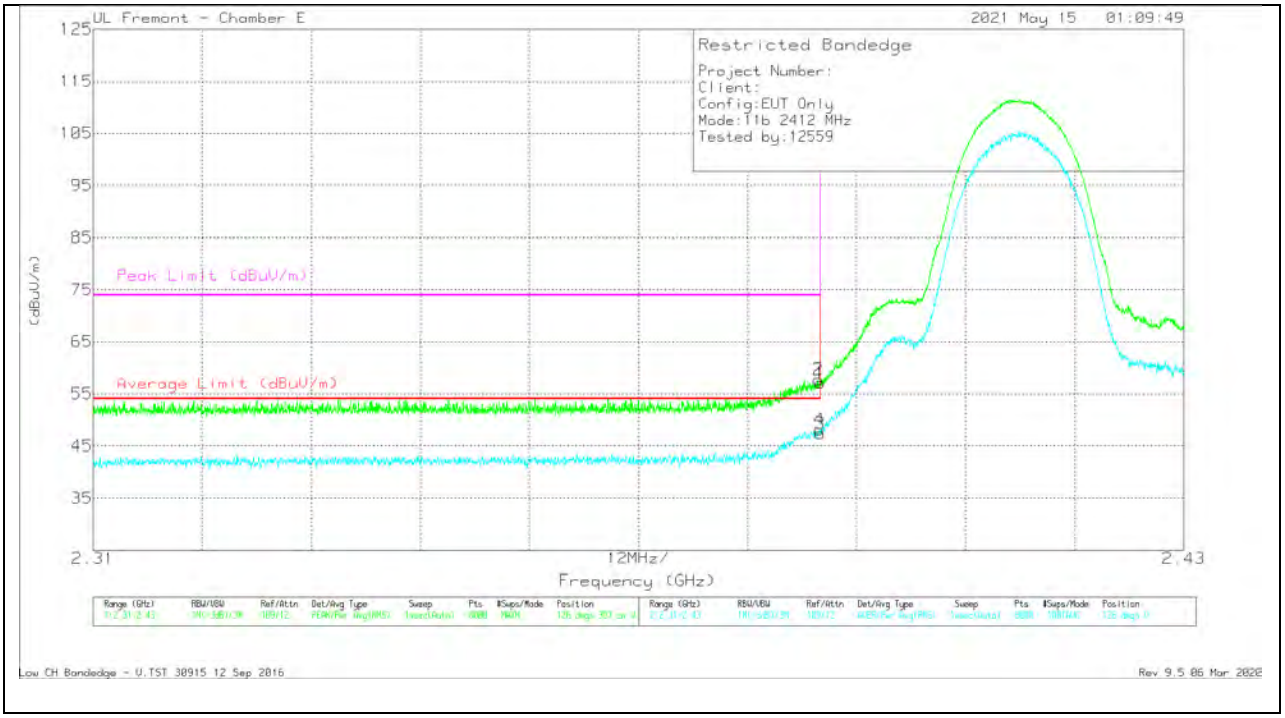

Marker	Frequency (GHz)	Meter Reading (dBuV)	Det	AF PRE0078107 (dB/m)	Amp/Cbl/Fltr/Pad (dB)	Corrected Reading (dBuV/m)	Average Limit (dBuV/m)	Margin (dB)	Peak Limit (dBuV/m)	PK Margin (dB)	Azimuth (Degs)	Height (cm)	Polarity
1	* 2.38999	42.47	Pk	32.2	-17.6	57.07	-	-	74	-16.93	126	357	V
2	* 2.38978	43.16	Pk	32.2	-17.6	57.76	-	-	74	-16.24	126	357	V
3	* 2.38999	32.82	RMS	32.2	-17.6	47.42	54	-6.58	-	-	126	357	V
4	* 2.38995	33.52	RMS	32.2	-17.6	48.12	54	-5.88	-	-	126	357	V

* - indicates frequency in CFR47 Pt 15 / IC RSS-Restricted Band
Pk - Peak detector
RMS - RMS detection

UL VERIFICATION SERVICES INC.
47173 Benicia Street, Fremont, CA 94538; USA TEL:(510) 319-4000 FAX:(510) 661-0888
This report shall not be reproduced except in full, without the written approval of UL Verification Services Inc.

BANDEDGE (HIGH CHANNEL, CH 11)

HORIZONTAL RESULT

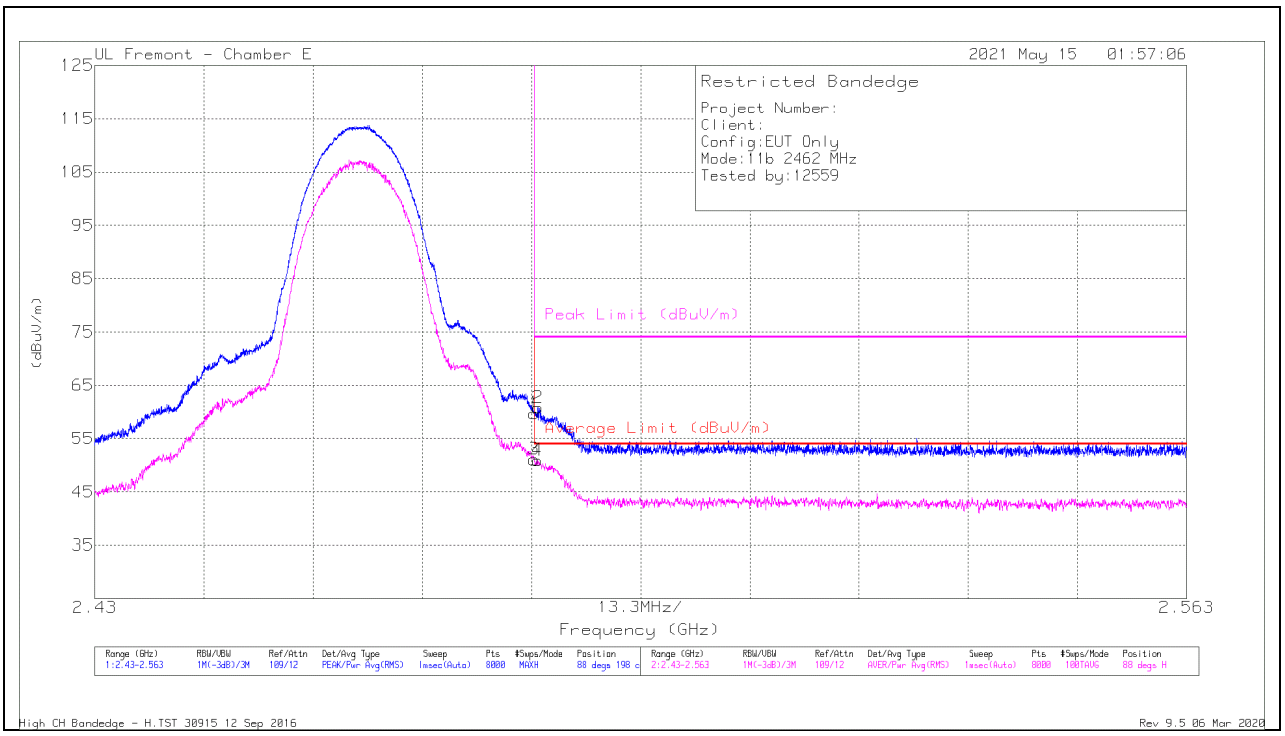

Marker	Frequency (GHz)	Meter Reading (dBuV)	Det	AF PRE0078107 (dB/m)	Amp/Cbl/Fltr/Pad (dB)	Corrected Reading (dBuV/m)	Average Limit (dBuV/m)	Margin (dB)	Peak Limit (dBuV/m)	PK Margin (dB)	Azimuth (Degs)	Height (cm)	Polarity
1	* 2.48351	44.82	Pk	32.6	-17.7	59.72	-	-	74	-14.28	88	198	H
2	* 2.48397	45.9	Pk	32.6	-17.7	60.8	-	-	74	-13.2	88	198	H
3	* 2.48351	36.19	RMS	32.6	-17.7	51.09	54	-2.91	-	-	88	198	H
4	* 2.48395	36	RMS	32.6	-17.7	50.9	54	-3.1	-	-	88	198	H

* - indicates frequency in CFR47 Pt 15 / IC RSS-Restricted Band
Pk - Peak detector
RMS - RMS detection

UL VERIFICATION SERVICES INC.
47173 Benicia Street, Fremont, CA 94538; USA TEL:(510) 319-4000 FAX:(510) 661-0888
This report shall not be reproduced except in full, without the written approval of UL Verification Services Inc.

VERTICAL RESULT

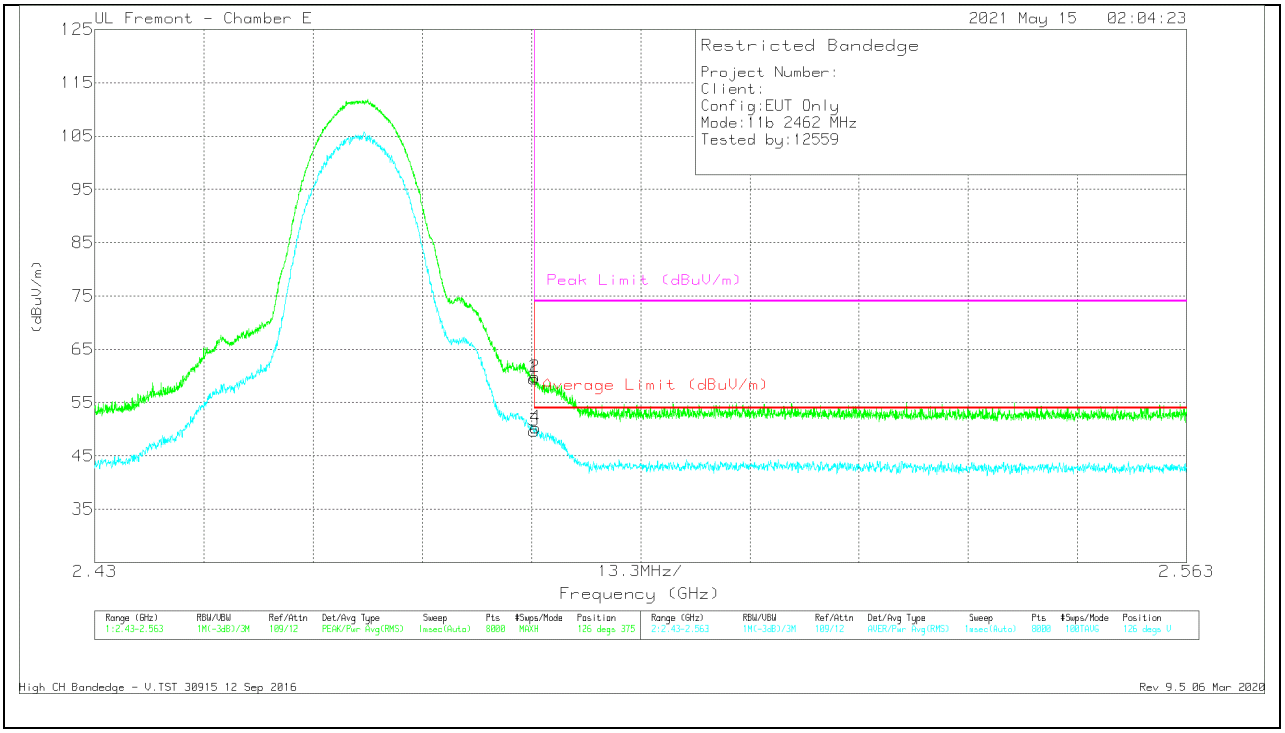

Marker	Frequency (GHz)	Meter Reading (dBuV)	Det	AF PRE0078107 (dB/m)	Amp/Cbl/Fltr/Pad (dB)	Corrected Reading (dBuV/m)	Average Limit (dBuV/m)	Margin (dB)	Peak Limit (dBuV/m)	PK Margin (dB)	Azimuth (Degs)	Height (cm)	Polarity
1	* 2.48351	44.59	Pk	32.6	-17.7	59.49	-	-	74	-14.51	126	375	V
2	* 2.48359	44.92	Pk	32.6	-17.7	59.82	-	-	74	-14.18	126	375	V
3	* 2.48351	34.84	RMS	32.6	-17.7	49.74	54	-4.26	-	-	126	375	V
4	* 2.48372	35.4	RMS	32.6	-17.7	50.3	54	-3.7	-	-	126	375	V

* - indicates frequency in CFR47 Pt 15 / IC RSS-Restricted Band
Pk - Peak detector
RMS - RMS detection

UL VERIFICATION SERVICES INC.
47173 Benicia Street, Fremont, CA 94538; USA TEL:(510) 319-4000 FAX:(510) 661-0888
This report shall not be reproduced except in full, without the written approval of UL Verification Services Inc.

BANDEDGE (HIGH CHANNEL, CH 12)

HORIZONTAL RESULT

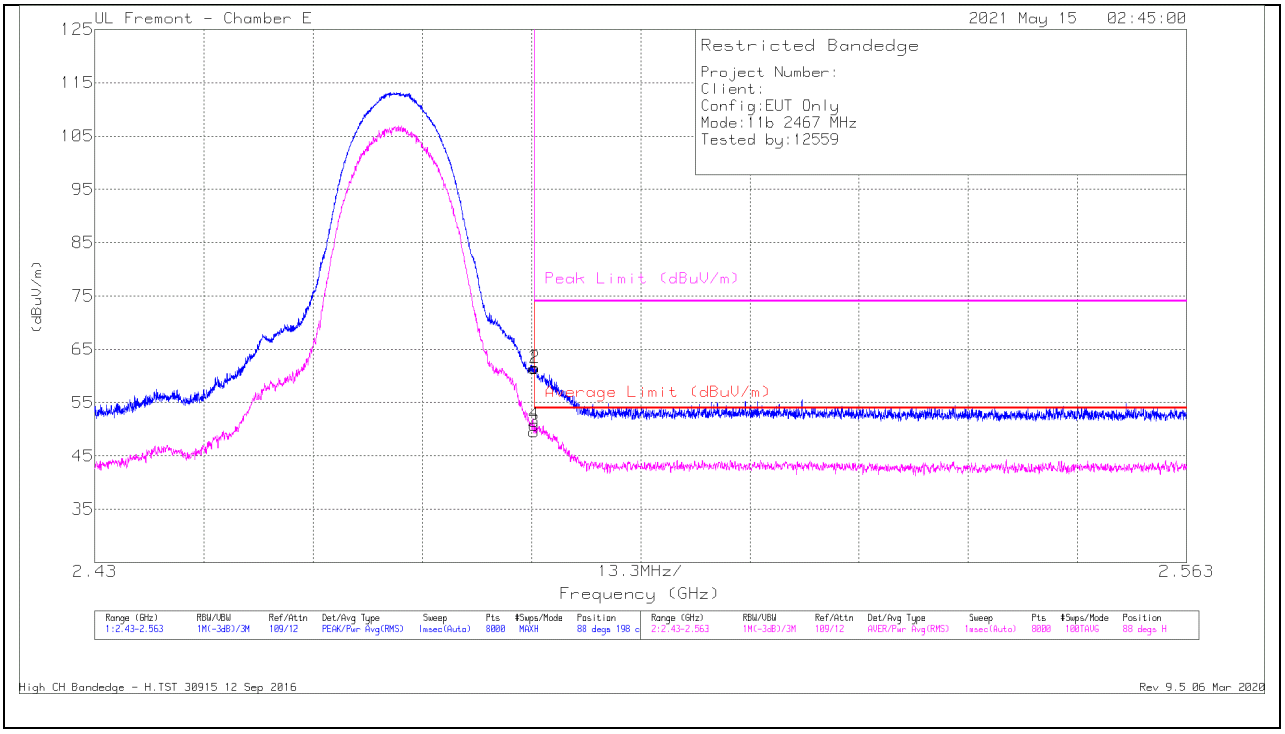

Marker	Frequency(GHz)	MeterReading(dBuV)	Det	AF PRE0078107 (dB/m)	Amp/Cbl/Fltr/Pad (dB)	CorrectedReading(dBuV/m)	Average Limit (dBuV/m)	Margin(dB)	Peak Limit (dBuV/m)	PK Margin(dB)	Azimuth(Degs)	Height(cm)	Polarity
1	* 2.48351	46.52	Pk	32.6	-17.7	61.42	-	-	74	-12.58	88	198	H
2	* 2.48361	46.64	Pk	32.6	-17.7	61.54	-	-	74	-12.46	88	198	H
3	* 2.48351	34.68	RMS	32.6	-17.7	49.58	54	-4.42	-	-	88	198	H
4	* 2.48356	35.96	RMS	32.6	-17.7	50.86	54	-3.14	-	-	88	198	H

* - indicates frequency in CFR47 Pt 15 / IC RSS-Restricted Band
Pk - Peak detector
RMS - RMS detection

UL VERIFICATION SERVICES INC.
47173 Benicia Street, Fremont, CA 94538; USA TEL:(510) 319-4000 FAX:(510) 661-0888
This report shall not be reproduced except in full, without the written approval of UL Verification Services Inc.

VERTICAL RESULT

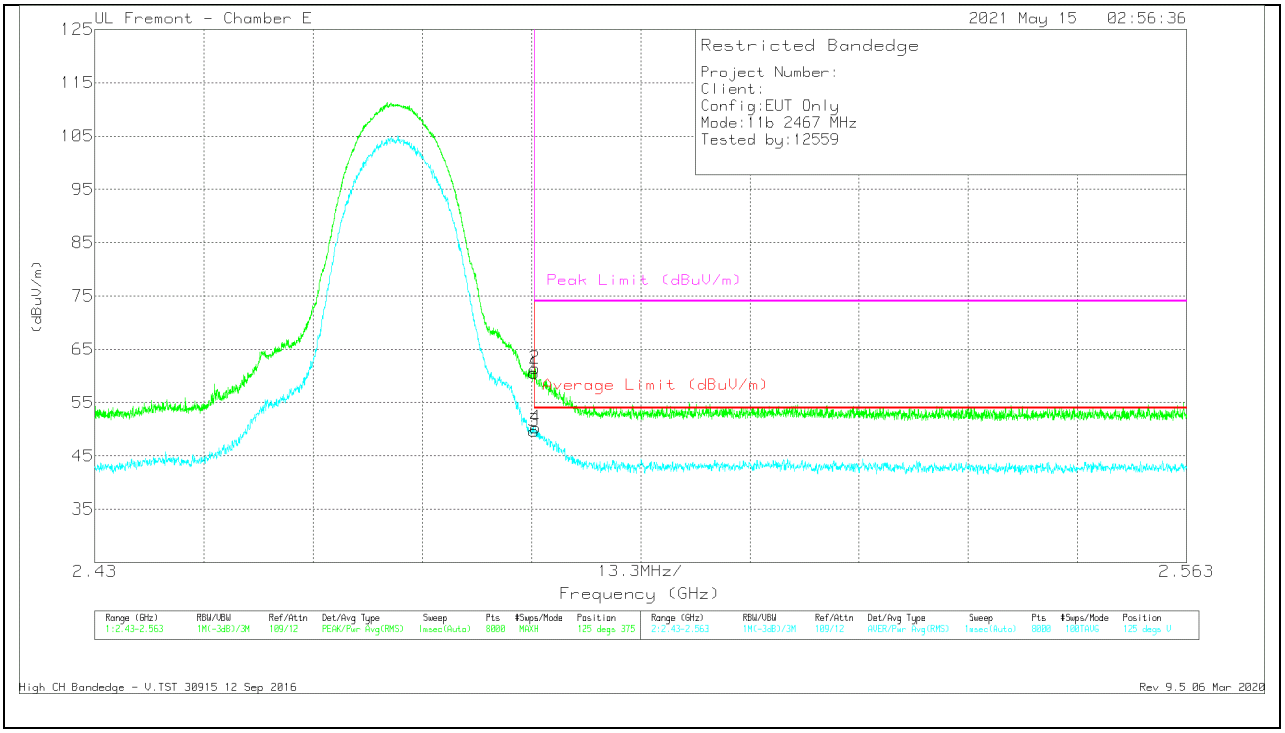

Marker	Frequency (GHz)	Meter Reading (dBuV)	Det	AF PRE0078107 (dB/m)	Amp/Cbl/Fltr/Pad (dB)	Corrected Reading (dBuV/m)	Average Limit (dBuV/m)	Margin (dB)	Peak Limit (dBuV/m)	PK Margin (dB)	Azimuth (Degs)	Height (cm)	Polarity
1	* 2.48351	45.63	Pk	32.6	-17.7	60.53	-	-	74	-13.47	125	375	V
2	* 2.48364	46.55	Pk	32.6	-17.7	61.45	-	-	74	-12.55	125	375	V
3	* 2.48351	34.79	RMS	32.6	-17.7	49.69	54	-4.31	-	-	125	375	V
4	* 2.48369	35.4	RMS	32.6	-17.7	50.3	54	-3.7	-	-	125	375	V

* - indicates frequency in CFR47 Pt 15 / IC RSS-Restricted Band
Pk - Peak detector
RMS - RMS detection

UL VERIFICATION SERVICES INC.
47173 Benicia Street, Fremont, CA 94538; USA TEL:(510) 319-4000 FAX:(510) 661-0888
This report shall not be reproduced except in full, without the written approval of UL Verification Services Inc.

BANDEDGE (HIGH CHANNEL, CH 13)

HORIZONTAL RESULT

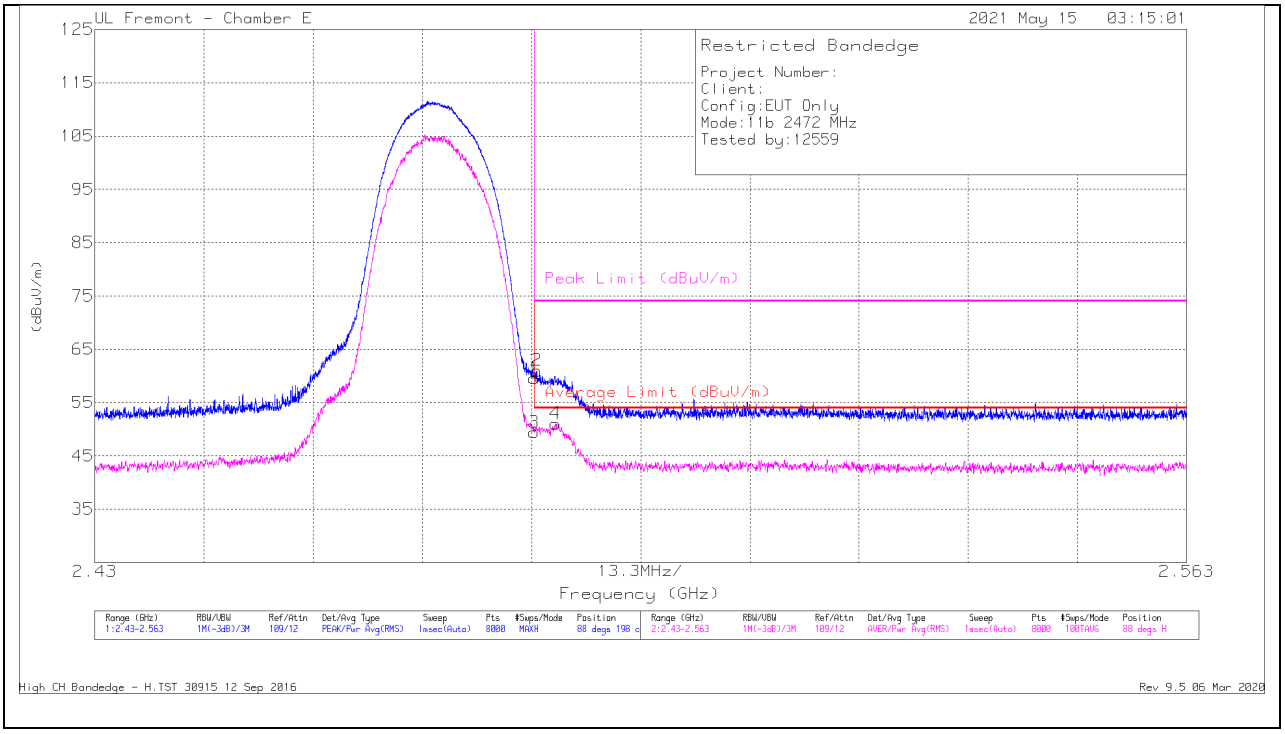

Marker	Frequency (GHz)	Meter Reading (dBuV)	Det	AF PRE0078107 (dB/m)	Amp/Cbl/Fltr/Pad (dB)	Corrected Reading (dBuV/m)	Average Limit (dBuV/m)	Margin (dB)	Peak Limit (dBuV/m)	PK Margin (dB)	Azimuth (Degs)	Height (cm)	Polarity
1	* 2.48351	44.66	Pk	32.6	-17.7	59.56	-	-	74	-14.44	88	198	H
3	* 2.48351	34.51	RMS	32.6	-17.7	49.41	54	-4.59	-	-	88	198	H
2	* 2.48382	46.09	Pk	32.6	-17.7	60.99	-	-	74	-13.01	88	198	H
4	* 2.48612	36.14	RMS	32.6	-17.7	51.04	54	-2.96	-	-	88	198	H

* - indicates frequency in CFR47 Pt 15 / IC RSS-Restricted Band
Pk - Peak detector
RMS - RMS detection

UL VERIFICATION SERVICES INC.
47173 Benicia Street, Fremont, CA 94538; USA TEL:(510) 319-4000 FAX:(510) 661-0888
This report shall not be reproduced except in full, without the written approval of UL Verification Services Inc.

VERTICAL RESULT

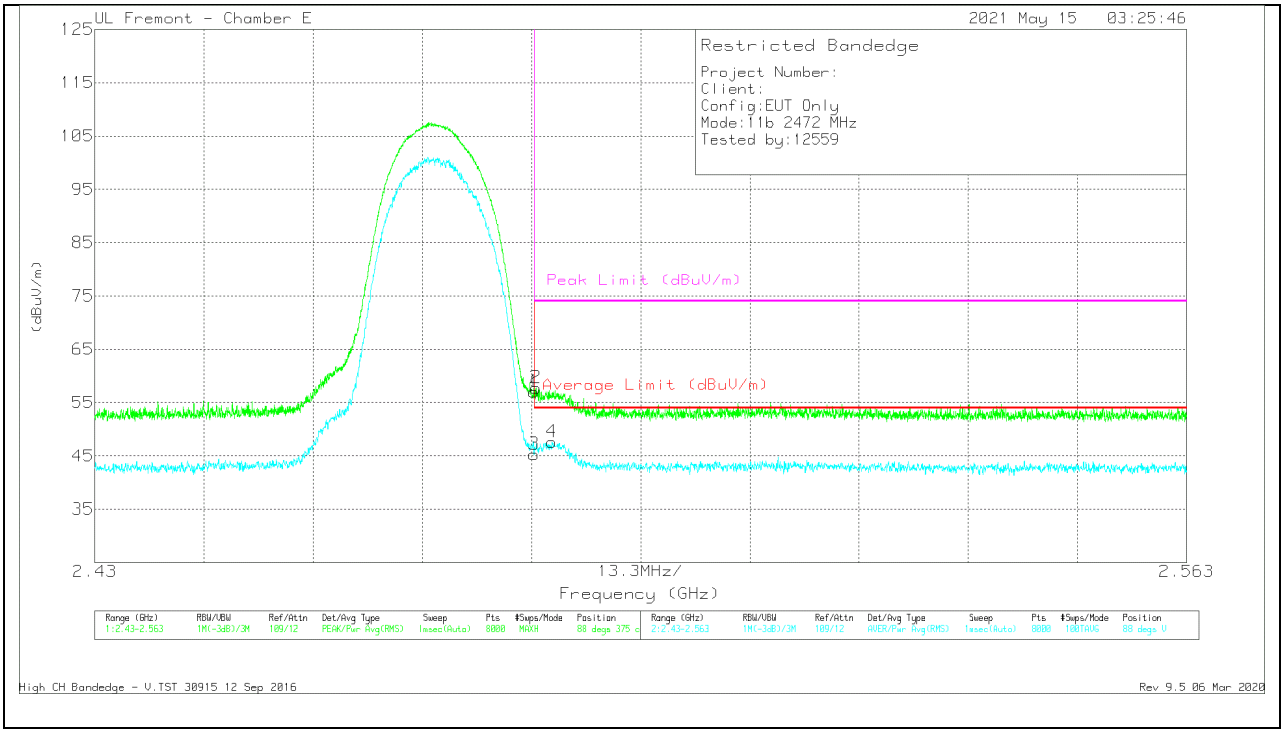

Marker	Frequency (GHz)	Meter Reading (dBuV)	Det	AF PRE0078 107 (dB/m)	Amp/Cbl/ Fltr/Pad (dB)	Corrected Reading (dBuV/m)	Average Limit (dBuV/m)	Margin (dB)	Peak Limit (dBuV/m)	PK Margin (dB)	Azimuth (Degs)	Height (cm)	Polarity
1	* 2.48351	42.15	Pk	32.6	-17.7	57.05	-	-	74	-16.95	88	375	V
2	* 2.48374	42.89	Pk	32.6	-17.7	57.79	-	-	74	-16.21	88	375	V
3	* 2.48351	30.41	RMS	32.6	-17.7	45.31	54	-8.69	-	-	88	375	V
4	* 2.4857	32.73	RMS	32.6	-17.7	47.63	54	-6.37	-	-	88	375	V

* - indicates frequency in CFR47 Pt 15 / IC RSS-Restricted Band
Pk - Peak detector
RMS - RMS detection

UL VERIFICATION SERVICES INC.
47173 Benicia Street, Fremont, CA 94538; USA TEL:(510) 319-4000 FAX:(510) 661-0888
This report shall not be reproduced except in full, without the written approval of UL Verification Services Inc.

HARMONICS AND SPURIOUS EMISSIONS

LOW CHANNEL, CH 1 RESULTS

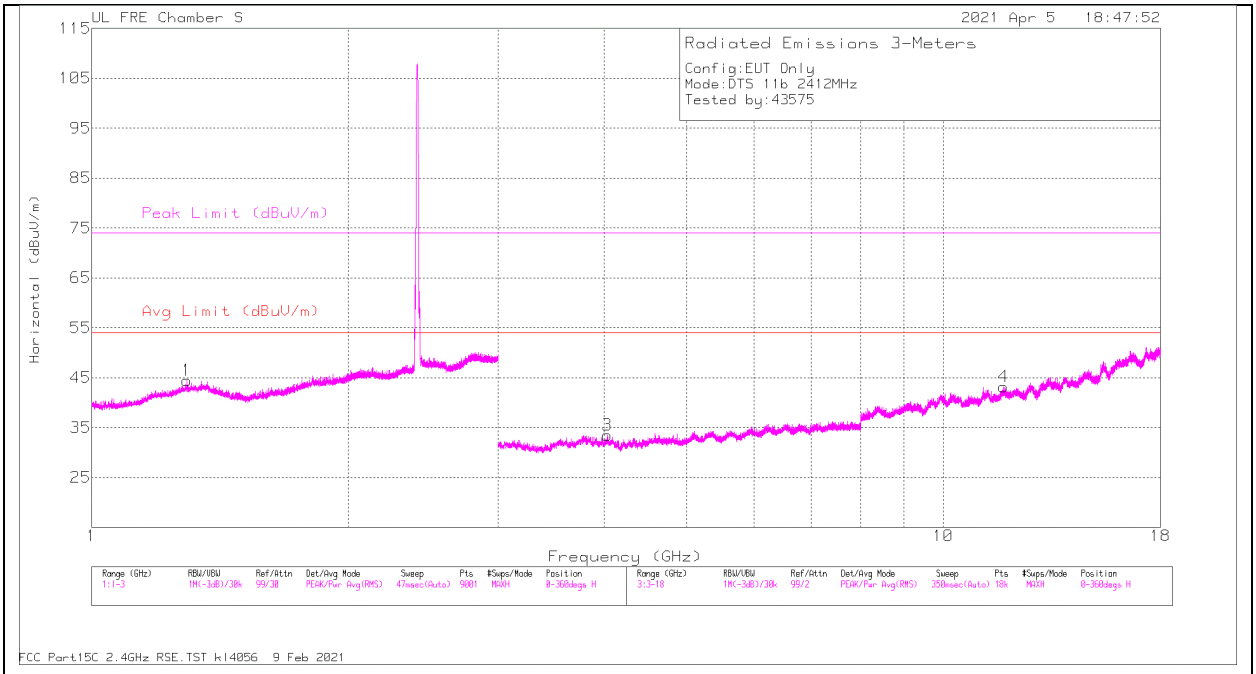

HORIZONTAL

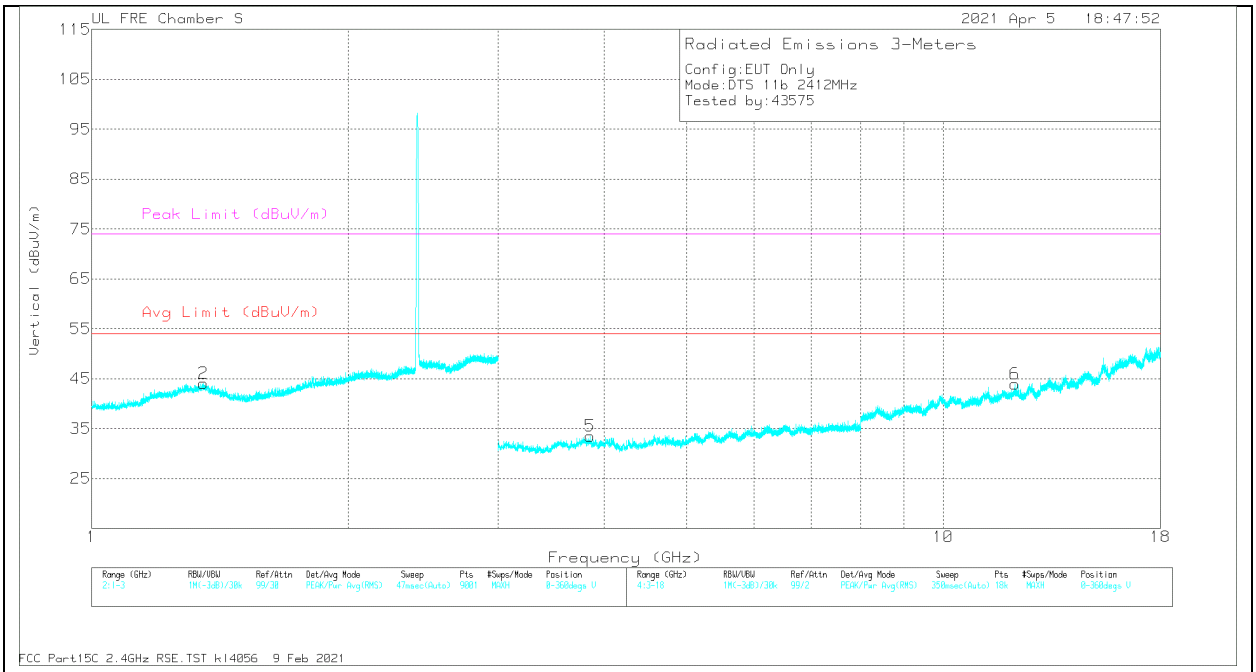

VERTICAL

UL VERIFICATION SERVICES INC.
47173 Benicia Street, Fremont, CA 94538; USA TEL:(510) 319-4000 FAX:(510) 661-0888

This report shall not be reproduced except in full, without the written approval of UL Verification Services Inc.

RADIATED EMISSIONS

Range 1: Horizontal 1000 - 3000MHz

Marker	Frequency (GHz)	Meter Reading (dBuV)	Det	AF PRE0213833 (dB/m)	Amp/Cbl/Fltr/Pad (dB)	Corrected Reading (dBuV/m)	Avg Limit (dBuV/m)	Margin (dB)	Peak Limit (dBuV/m)	PK Margin (dB)	Azimuth (Degs)	Height (cm)	Polarity
1	* 1.29441	59.51	PK2	29.1	-35.3	53.31	-	-	74	-20.69	360	145	H
	* 1.29236	47.77	MAv1	29.1	-35.4	41.47	54	-12.53	-	-	360	145	H

Range 2: Vertical 1000 - 3000MHz

Marker	Frequency (GHz)	Meter Reading (dBuV)	Det	AF PRE0213833 (dB/m)	Amp/Cbl/Fltr/Pad (dB)	Corrected Reading (dBuV/m)	Avg Limit (dBuV/m)	Margin (dB)	Peak Limit (dBuV/m)	PK Margin (dB)	Azimuth (Degs)	Height (cm)	Polarity
2	* 1.35483	59.38	PK2	29.5	-35.1	53.78	-	-	74	-20.22	250	150	V
	* 1.3542	47.54	MAv1	29.5	-35.1	41.94	54	-12.06	-	-	250	150	V

Range 3: Horizontal 3000 - 18000MHz

Marker	Frequency (GHz)	Meter Reading (dBuV)	Det	AF PRE0213833 (dB/m)	Amp/Cbl/Fltr/Pad (dB)	Corrected Reading (dBuV/m)	Avg Limit (dBuV/m)	Margin (dB)	Peak Limit (dBuV/m)	PK Margin (dB)	Azimuth (Degs)	Height (cm)	Polarity
3	* 4.0335	52.16	PK2	33.5	-41	44.66	-	-	74	-29.34	125	177	H
	* 4.03316	40.71	MAv1	33.5	-41	33.21	54	-20.79	-	-	125	177	H
4	* 11.78012	47.13	PK2	38.5	-33.8	51.83	-	-	74	-22.17	330	205	H
	* 11.77981	36.09	MAv1	38.6	-33.8	40.89	54	-13.11	-	-	330	205	H

Range 4: Vertical 3000 - 18000MHz

Marker	Frequency (GHz)	Meter Reading (dBuV)	Det	AF PRE0213833 (dB/m)	Amp/Cbl/Fltr/Pad (dB)	Corrected Reading (dBuV/m)	Avg Limit (dBuV/m)	Margin (dB)	Peak Limit (dBuV/m)	PK Margin (dB)	Azimuth (Degs)	Height (cm)	Polarity
5	* 3.84948	51.95	PK2	33.6	-40.5	45.05	-	-	74	-28.95	15	135	V
	* 3.84922	40.15	MAv1	33.6	-40.5	33.25	54	-20.75	-	-	15	135	V
6	* 12.13897	46.43	PK2	39.1	-33.3	52.23	-	-	74	-21.77	75	200	V
	* 12.13585	34.89	MAv1	39	-33.2	40.69	54	-13.31	-	-	75	200	V

* - indicates frequency in CFR47 Pt 15 / IC RSS-Restricted Band
PK2 - KDB558074 Method: Maximum Peak
MAv1 - KDB558074 Option 1 Maximum RMS Average

UL VERIFICATION SERVICES INC.
47173 Benicia Street, Fremont, CA 94538; USA TEL:(510) 319-4000 FAX:(510) 661-0888
This report shall not be reproduced except in full, without the written approval of UL Verification Services Inc.

MID CHANNEL, CH 6 RESULTS

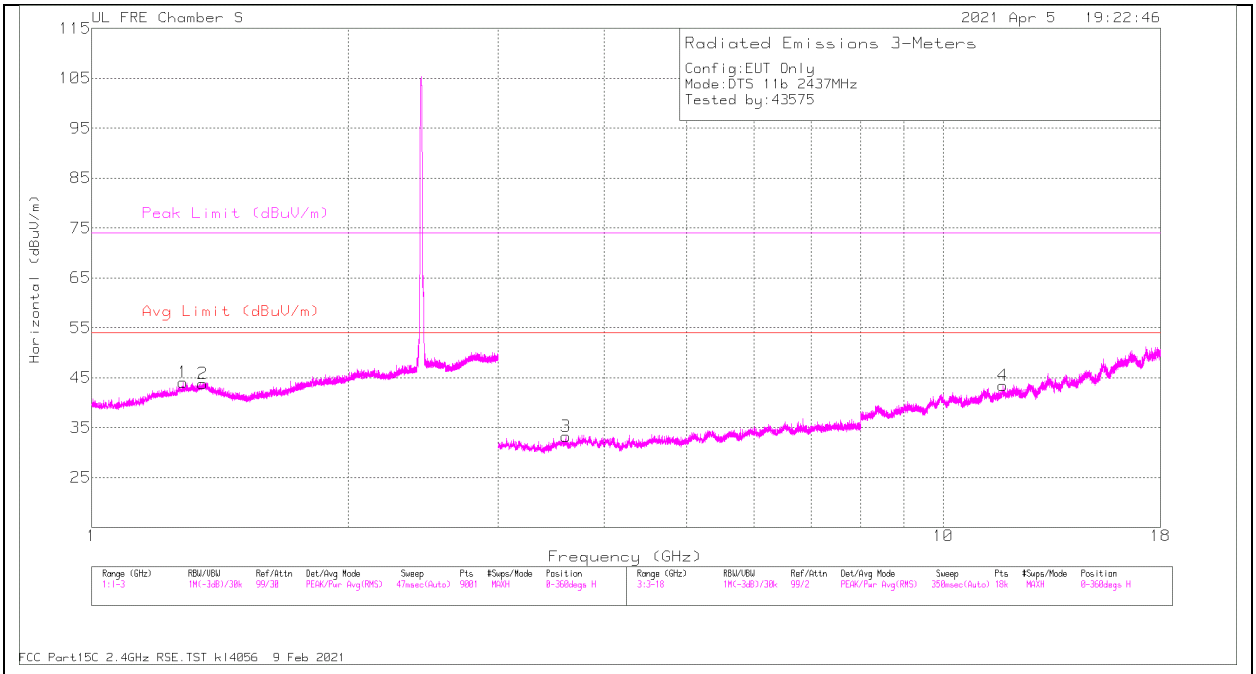

HORIZONTAL

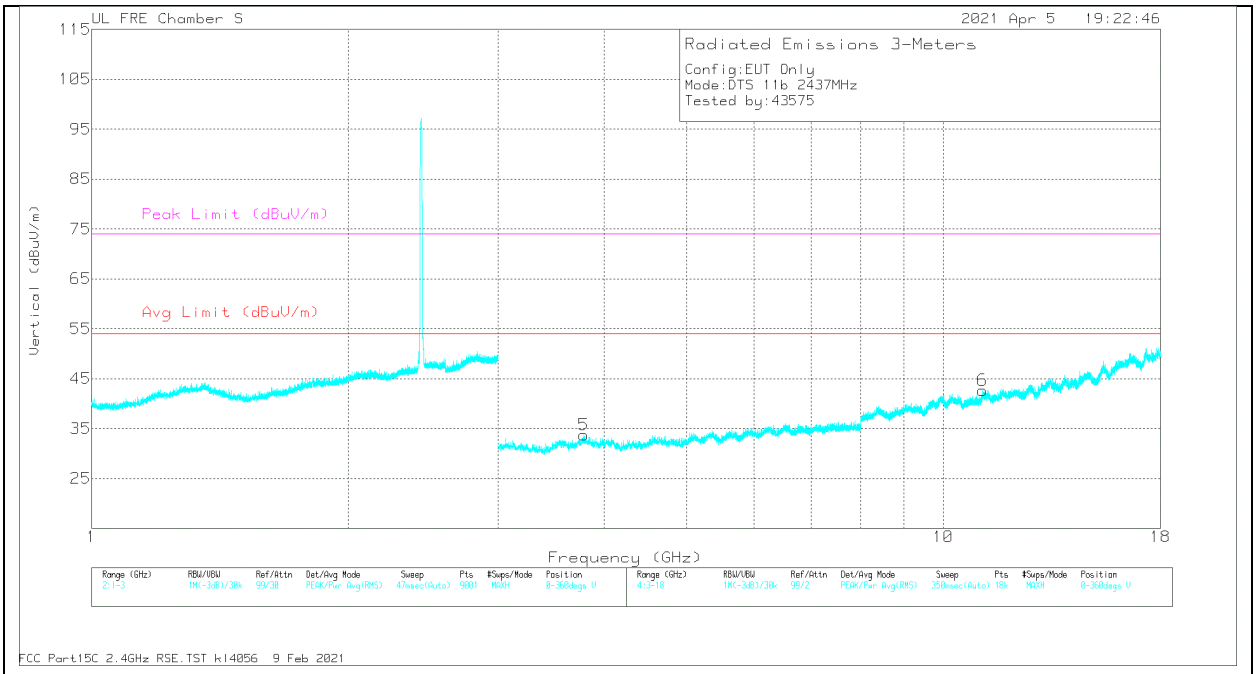

VERTICAL

UL VERIFICATION SERVICES INC.
47173 Benicia Street, Fremont, CA 94538; USA TEL:(510) 319-4000 FAX:(510) 661-0888

This report shall not be reproduced except in full, without the written approval of UL Verification Services Inc.

RADIATED EMISSIONS

Range 1: Horizontal 1000 - 3000MHz

	Frequency (GHz)	Meter Reading (dBuV)	Det	AF PRE0213833 (dB/m)	Amp/Cbl/Fltr/Pad (dB)	Corrected Reading (dBuV/m)	Avg Limit (dBuV/m)	Margin (dB)	Peak Limit (dBuV/m)	PK Margin (dB)	Azimuth (Degs)	Height (cm)	Polarity
1	* 1.28318	59.16	PK2	29.1	-35.4	52.86	-	-	74	-21.14	250	145	H
	* 1.28033	47.88	MAv1	29.2	-35.4	41.68	54	-12.32	-	-	250	145	H
2	* 1.3526	59.12	PK2	29.5	-35.1	53.52	-	-	74	-20.48	330	170	H
	* 1.35043	47.49	MAv1	29.4	-35	41.89	54	-12.11	-	-	330	170	H

Range 3: Horizontal 3000 - 18000MHz

	Frequency (GHz)	Meter Reading (dBuV)	Det	AF PRE0213833 (dB/m)	Amp/Cbl/Fltr/Pad (dB)	Corrected Reading (dBuV/m)	Avg Limit (dBuV/m)	Margin (dB)	Peak Limit (dBuV/m)	PK Margin (dB)	Azimuth (Degs)	Height (cm)	Polarity
3	* 3.60695	51.64	PK2	33.2	-40.4	44.44	-	-	74	-29.56	255	155	H
	* 3.60507	40.09	MAv1	33.2	-40.4	32.89	54	-21.11	-	-	255	155	H
4	* 11.75047	47.12	PK2	38.5	-33.6	52.02	-	-	74	-21.98	85	220	H
	* 11.75012	35.82	MAv1	38.5	-33.6	40.72	54	-13.28	-	-	85	220	H

Range 4: Vertical 3000 - 18000MHz

	Frequency (GHz)	Meter Reading (dBuV)	Det	AF PRE0213833 (dB/m)	Amp/Cbl/Fltr/Pad (dB)	Corrected Reading (dBuV/m)	Avg Limit (dBuV/m)	Margin (dB)	Peak Limit (dBuV/m)	PK Margin (dB)	Azimuth (Degs)	Height (cm)	Polarity
5	* 3.7834	52.41	PK2	33.5	-40.7	45.21	-	-	74	-28.79	45	125	V
	* 3.78266	40.73	MAv1	33.5	-40.7	33.53	54	-20.47	-	-	45	125	V
6	* 11.13007	47.9	PK2	38	-34.4	51.5	-	-	74	-22.5	87	155	V
	* 11.12909	36.33	MAv1	38	-34.5	39.83	54	-14.17	-	-	87	155	V

* - indicates frequency in CFR47 Pt 15 / IC RSS-Restricted Band
PK2 - KDB558074 Method: Maximum Peak
MAv1 - KDB558074 Option 1 Maximum RMS Average

UL VERIFICATION SERVICES INC.
47173 Benicia Street, Fremont, CA 94538; USA TEL:(510) 319-4000 FAX:(510) 661-0888
This report shall not be reproduced except in full, without the written approval of UL Verification Services Inc.

HIGH CHANNEL, CH 13 RESULTS

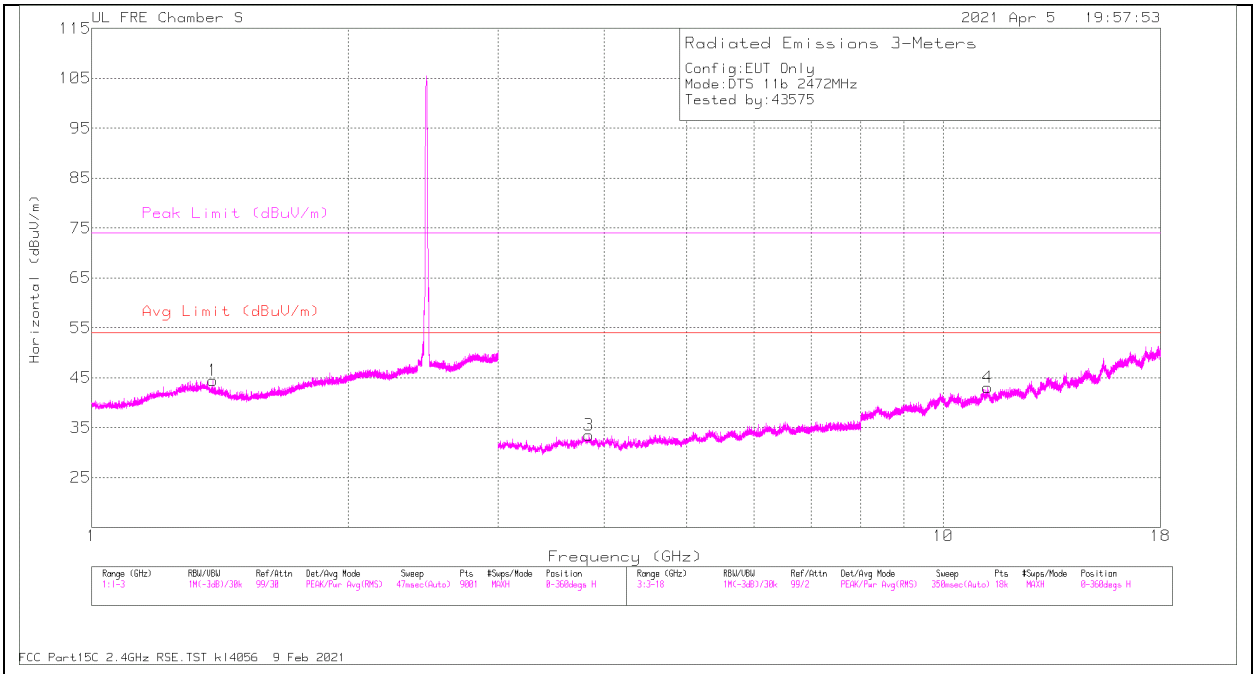

HORIZONTAL

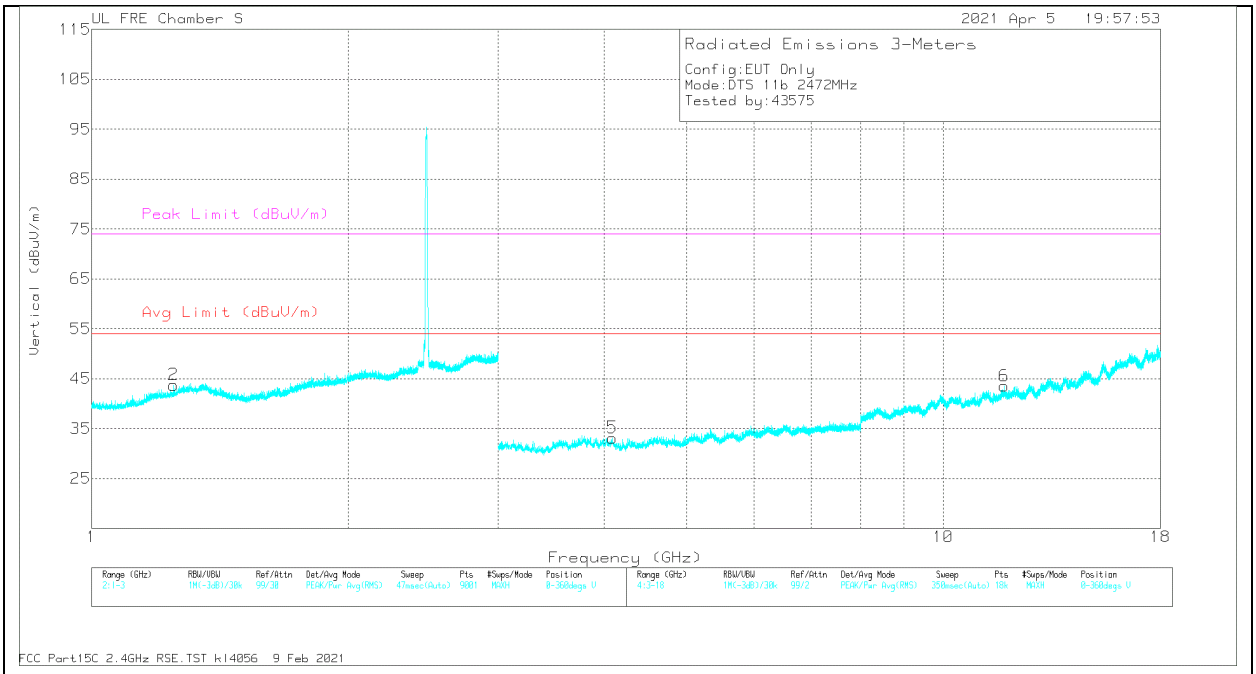

VERTICAL

UL VERIFICATION SERVICES INC.
47173 Benicia Street, Fremont, CA 94538; USA TEL:(510) 319-4000 FAX:(510) 661-0888

This report shall not be reproduced except in full, without the written approval of UL Verification Services Inc.

RADIATED EMISSIONS

Range 1: Horizontal 1000 - 3000MHz

Marker	Frequency (GHz)	Meter Reading (dBuV)	Det	AF PRE0213833 (dB/m)	Amp/Cbl/Fltr/Pad (dB)	Corrected Reading (dBuV/m)	Avg Limit (dBuV/m)	Margin (dB)	Peak Limit (dBuV/m)	PK Margin (dB)	Azimuth (Degs)	Height (cm)	Polarity
1	* 1.38786	58.85	PK2	28.9	-35	52.75	-	-	74	-21.25	230	175	H
	* 1.38736	47.58	MAv1	28.9	-35	41.48	54	-12.52	-	-	230	175	H

Range 2: Vertical 1000 - 3000MHz

Marker	Frequency (GHz)	Meter Reading (dBuV)	Det	AF PRE0213833 (dB/m)	Amp/Cbl/Fltr/Pad (dB)	Corrected Reading (dBuV/m)	Avg Limit (dBuV/m)	Margin (dB)	Peak Limit (dBuV/m)	PK Margin (dB)	Azimuth (Degs)	Height (cm)	Polarity
2	* 1.24895	59.43	PK2	28.7	-35.5	52.63	-	-	74	-21.37	125	201	V
	* 1.24909	47.8	MAv1	28.7	-35.5	41	54	-13	-	-	125	201	V

Range 3: Horizontal 3000 - 18000MHz

Marker	Frequency (GHz)	Meter Reading (dBuV)	Det	AF PRE0213833 (dB/m)	Amp/Cbl/Fltr/Pad (dB)	Corrected Reading (dBuV/m)	Avg Limit (dBuV/m)	Margin (dB)	Peak Limit (dBuV/m)	PK Margin (dB)	Azimuth (Degs)	Height (cm)	Polarity
3	* 3.83417	52.12	PK2	33.6	-40.5	45.22	-	-	74	-28.78	332	155	H
	* 3.83331	40.39	MAv1	33.6	-40.6	33.39	54	-20.61	-	-	332	155	H
4	* 11.29091	48.04	PK2	38.2	-34.2	52.04	-	-	74	-21.96	255	175	H
	* 11.29052	36.77	MAv1	38.2	-34.2	40.77	54	-13.23	-	-	255	175	H

Range 4: Vertical 3000 - 18000MHz

Marker	Frequency (GHz)	Meter Reading (dBuV)	Det	AF PRE0213833 (dB/m)	Amp/Cbl/Fltr/Pad (dB)	Corrected Reading (dBuV/m)	Avg Limit (dBuV/m)	Margin (dB)	Peak Limit (dBuV/m)	PK Margin (dB)	Azimuth (Degs)	Height (cm)	Polarity
5	* 4.0876	52.43	PK2	33.6	-41	45.03	-	-	74	-28.97	35	145	V
	* 4.08706	40.73	MAv1	33.6	-41	33.33	54	-20.67	-	-	35	145	V
6	* 11.79931	47.79	PK2	38.5	-33.6	52.69	-	-	74	-21.31	125	200	V
	* 11.79936	36	MAv1	38.5	-33.6	40.9	54	-13.1	-	-	125	200	V

* - indicates frequency in CFR47 Pt 15 / IC RSS-Restricted Band
PK2 - KDB558074 Method: Maximum Peak
MAv1 - KDB558074 Option 1 Maximum RMS Average

UL VERIFICATION SERVICES INC.
47173 Benicia Street, Fremont, CA 94538; USA TEL:(510) 319-4000 FAX:(510) 661-0888
This report shall not be reproduced except in full, without the written approval of UL Verification Services Inc.

1TX ANT 3 MODE

BANDEDGE (LOW CHANNEL, CH 1)

HORIZONTAL RESULT

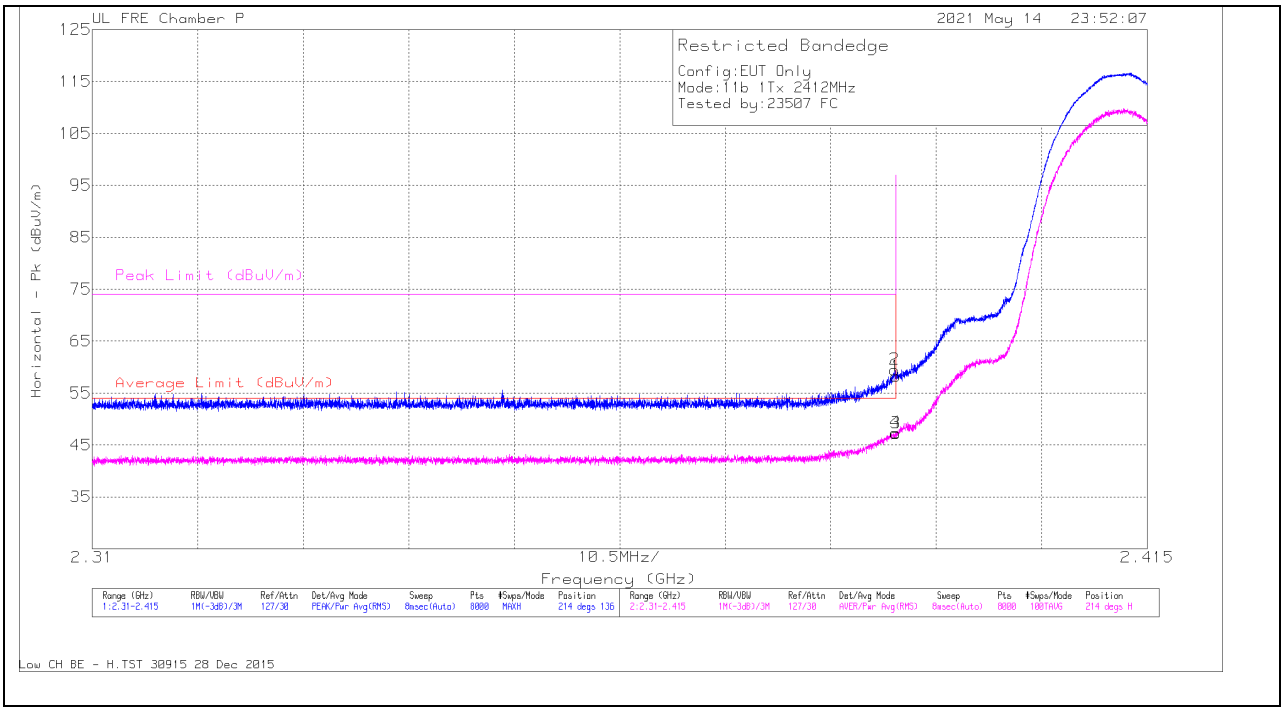

Marker	Frequency (GHz)	Meter Reading (dBuV)	Det	AF 200896 (dB/m)	Amp/Cbl/ Fltr/Pad (dB)	Corrected Reading (dBuV/m)	Average Limit (dBuV/m)	Margin (dB)	Peak Limit (dBuV/m)	PK Margin (dB)	Azimuth (Degs)	Height (cm)	Polarity
1	* 2.39	60.43	Pk	31.9	-34.1	58.23	-	-	74	-15.77	214	136	H
2	* 2.38986	61.71	Pk	31.9	-34.1	59.51	-	-	74	-14.49	214	136	H
3	* 2.39	49.45	RMS	31.9	-34.1	47.25	54	-6.75	-	-	214	136	H
4	* 2.38994	49.57	RMS	31.9	-34.1	47.37	54	-6.63	-	-	214	136	H

* - indicates frequency in CFR47 Pt 15 / IC RSS-Restricted Band
Pk - Peak detector
RMS - RMS detection

UL VERIFICATION SERVICES INC.
47173 Benicia Street, Fremont, CA 94538; USA TEL:(510) 319-4000 FAX:(510) 661-0888
This report shall not be reproduced except in full, without the written approval of UL Verification Services Inc.

VERTICAL RESULT

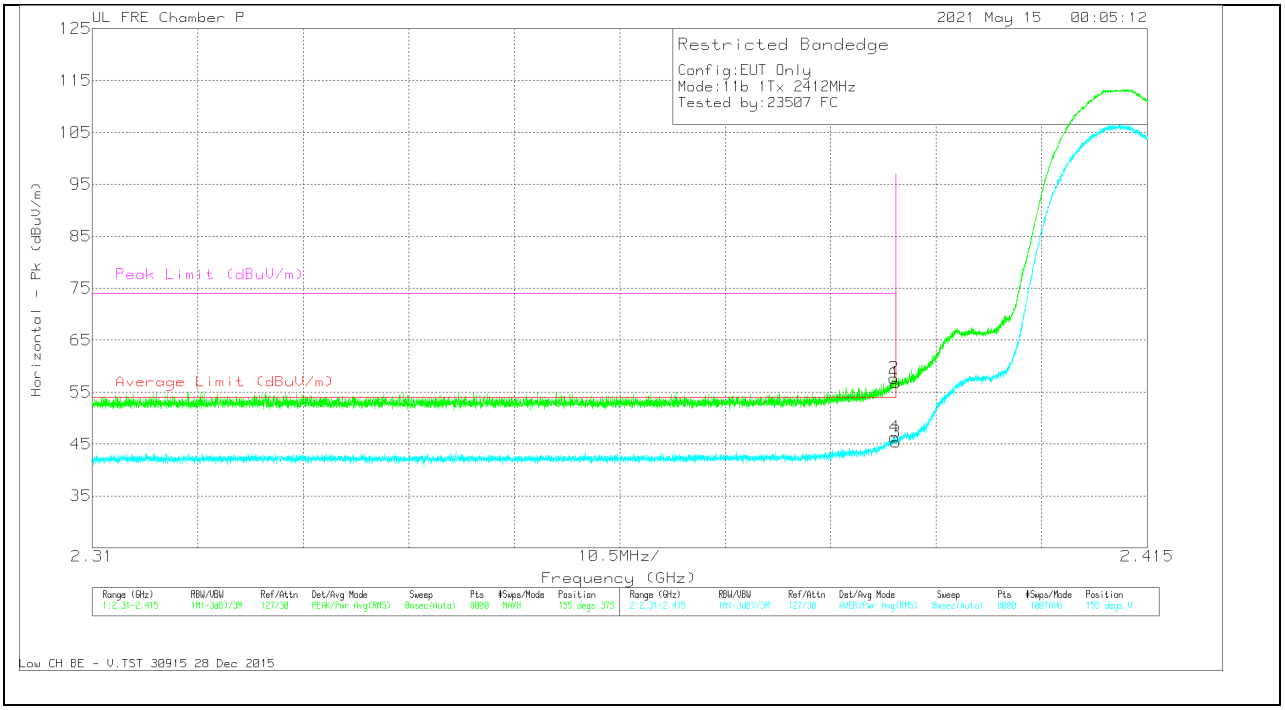

Marker	Frequency (GHz)	Meter Reading (dBuV)	Det	AF 200896 (dB/m)	Amp/Cbl/ Fltr/Pad (dB)	Corrected Reading (dBuV/m)	Average Limit (dBuV/m)	Margin (dB)	Peak Limit (dBuV/m)	PK Margin (dB)	Azimuth (Degs)	Height (cm)	Polarity
1	* 2.39	58.96	Pk	31.9	-34.1	56.76	-	-	74	-17.24	155	375	V
2	* 2.38979	59.87	Pk	31.9	-34.1	57.67	-	-	74	-16.33	155	375	V
3	* 2.39	47.59	RMS	31.9	-34.1	45.39	54	-8.61	-	-	155	375	V
4	* 2.38986	48.54	RMS	31.9	-34.1	46.34	54	-7.66	-	-	155	375	V

* - indicates frequency in CFR47 Pt 15 / IC RSS-Restricted Band
Pk - Peak detector
RMS - RMS detection

UL VERIFICATION SERVICES INC.
47173 Benicia Street, Fremont, CA 94538; USA TEL:(510) 319-4000 FAX:(510) 661-0888
This report shall not be reproduced except in full, without the written approval of UL Verification Services Inc.

BANDEDGE (HIGH CHANNEL, CH 11)

HORIZONTAL RESULT

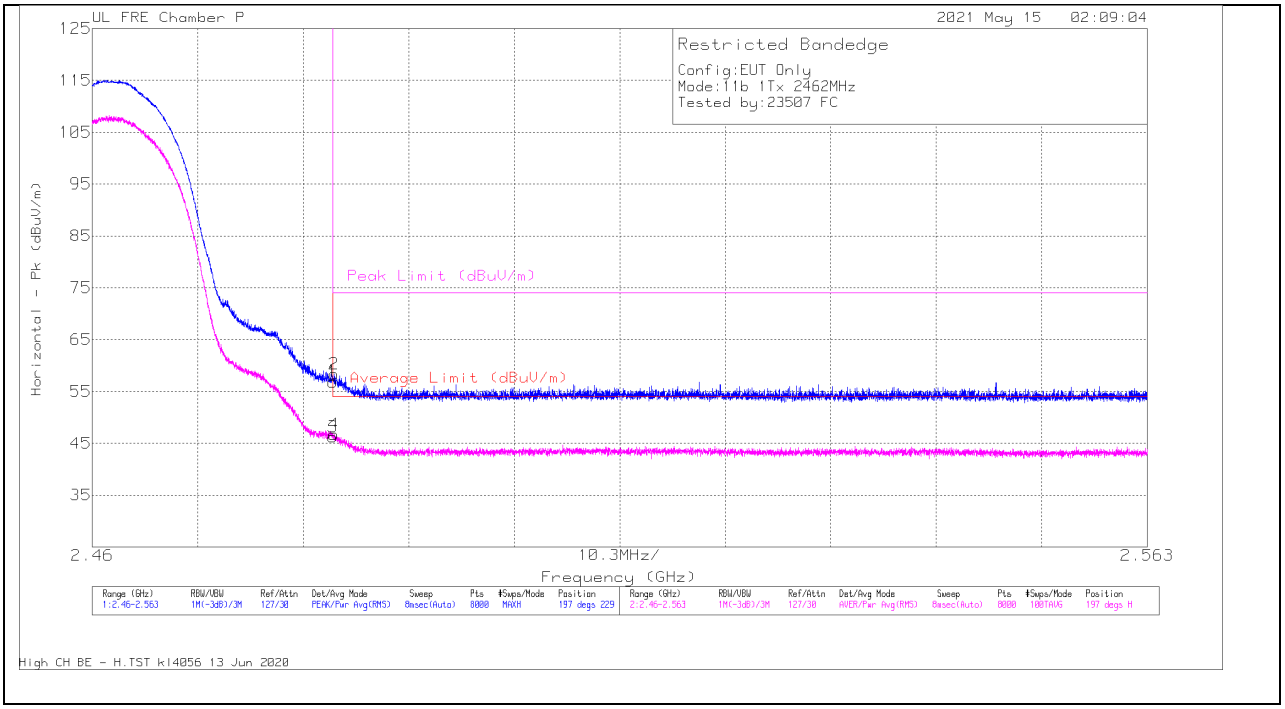

Marker	Frequency (GHz)	Meter Reading (dBuV)	Det	AF 200896 (dB/m)	Amp/Cbl/ Fltr/Pad (dB)	Corrected Reading (dBuV/m)	Average Limit (dBuV/m)	Margin (dB)	Peak Limit (dBuV/m)	PK Margin (dB)	Azimuth (Degs)	Height (cm)	Polarity
1	* 2.4835	58.36	Pk	32.5	-34	56.86	-	-	74	-17.14	197	229	H
2	* 2.48362	59.84	Pk	32.5	-34	58.34	-	-	74	-15.66	197	229	H
3	* 2.4835	47.7	RMS	32.5	-34	46.2	54	-7.8	-	-	197	229	H
4	* 2.48358	48.21	RMS	32.5	-34	46.71	54	-7.29	-	-	197	229	H

* - indicates frequency in CFR47 Pt 15 / IC RSS-Restricted Band
Pk - Peak detector
RMS - RMS detection

UL VERIFICATION SERVICES INC.
47173 Benicia Street, Fremont, CA 94538; USA TEL:(510) 319-4000 FAX:(510) 661-0888
This report shall not be reproduced except in full, without the written approval of UL Verification Services Inc.

VERTICAL RESULT

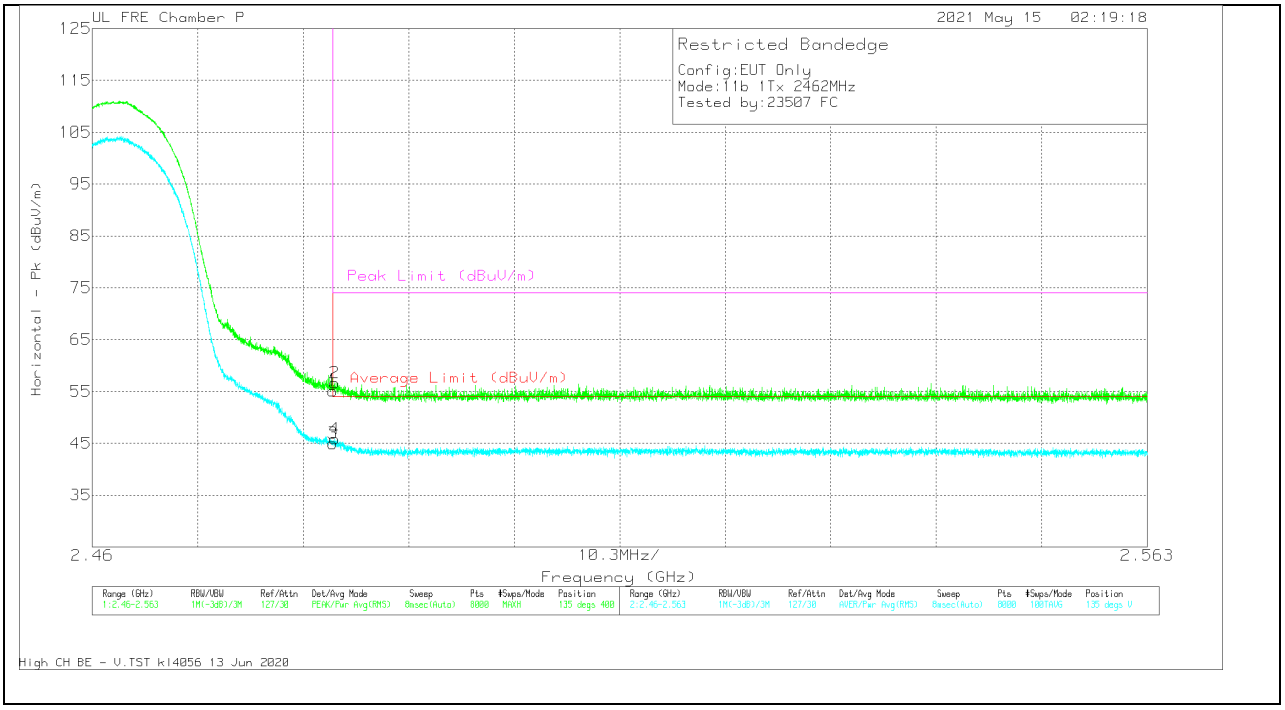

Marker	Frequency (GHz)	Meter Reading (dBuV)	Det	AF 200896 (dB/m)	Amp/Cbl/ Fltr/Pad (dB)	Corrected Reading (dBuV/m)	Average Limit (dBuV/m)	Margin (dB)	Peak Limit (dBuV/m)	PK Margin (dB)	Azimuth (Degs)	Height (cm)	Polarity
1	* 2.4835	56.63	Pk	32.5	-34	55.13	-	-	74	-18.87	135	400	V
2	* 2.48367	58.16	Pk	32.5	-34	56.66	-	-	74	-17.34	135	400	V
3	* 2.4835	46.48	RMS	32.5	-34	44.98	54	-9.02	-	-	135	400	V
4	* 2.48366	47.34	RMS	32.5	-34	45.84	54	-8.16	-	-	135	400	V

* - indicates frequency in CFR47 Pt 15 / IC RSS-Restricted Band
Pk - Peak detector
RMS - RMS detection

UL VERIFICATION SERVICES INC.
47173 Benicia Street, Fremont, CA 94538; USA TEL:(510) 319-4000 FAX:(510) 661-0888
This report shall not be reproduced except in full, without the written approval of UL Verification Services Inc.

BANDEDGE (HIGH CHANNEL, CH 12)

HORIZONTAL RESULT

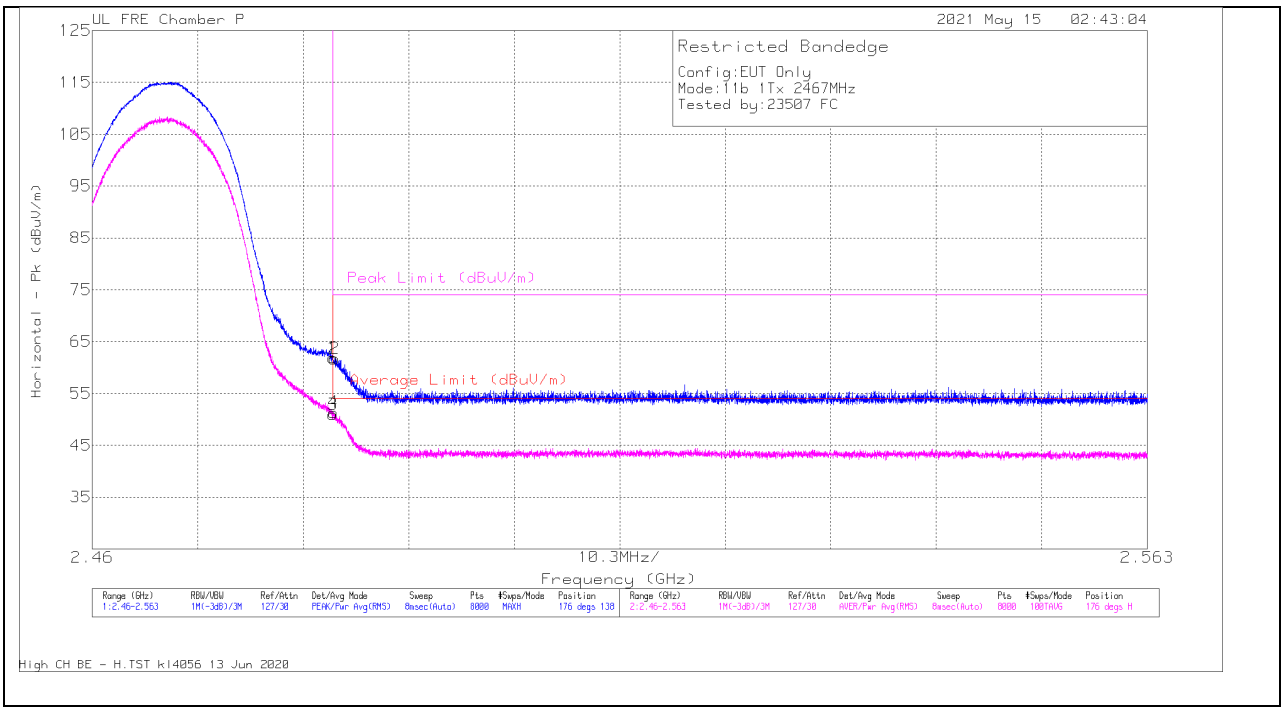

Marker	Frequency (GHz)	Meter Reading (dBuV)	Det	AF 200896 (dB/m)	Amp/Cbl/ Fltr/Pad (dB)	Corrected Reading (dBuV/m)	Average Limit (dBuV/m)	Margin (dB)	Peak Limit (dBuV/m)	PK Margin (dB)	Azimuth (Degs)	Height (cm)	Polarity
1	* 2.4835	63.38	Pk	32.5	-34	61.88	-	-	74	-12.12	176	138	H
2	* 2.48364	63.22	Pk	32.5	-34	61.72	-	-	74	-12.28	176	138	H
3	* 2.4835	52.44	RMS	32.5	-34	50.94	54	-3.06	-	-	176	138	H
4	* 2.48356	52.85	RMS	32.5	-34	51.35	54	-2.65	-	-	176	138	H

* - indicates frequency in CFR47 Pt 15 / IC RSS-Restricted Band
Pk - Peak detector
RMS - RMS detection

UL VERIFICATION SERVICES INC.
47173 Benicia Street, Fremont, CA 94538; USA TEL:(510) 319-4000 FAX:(510) 661-0888
This report shall not be reproduced except in full, without the written approval of UL Verification Services Inc.

VERTICAL RESULT

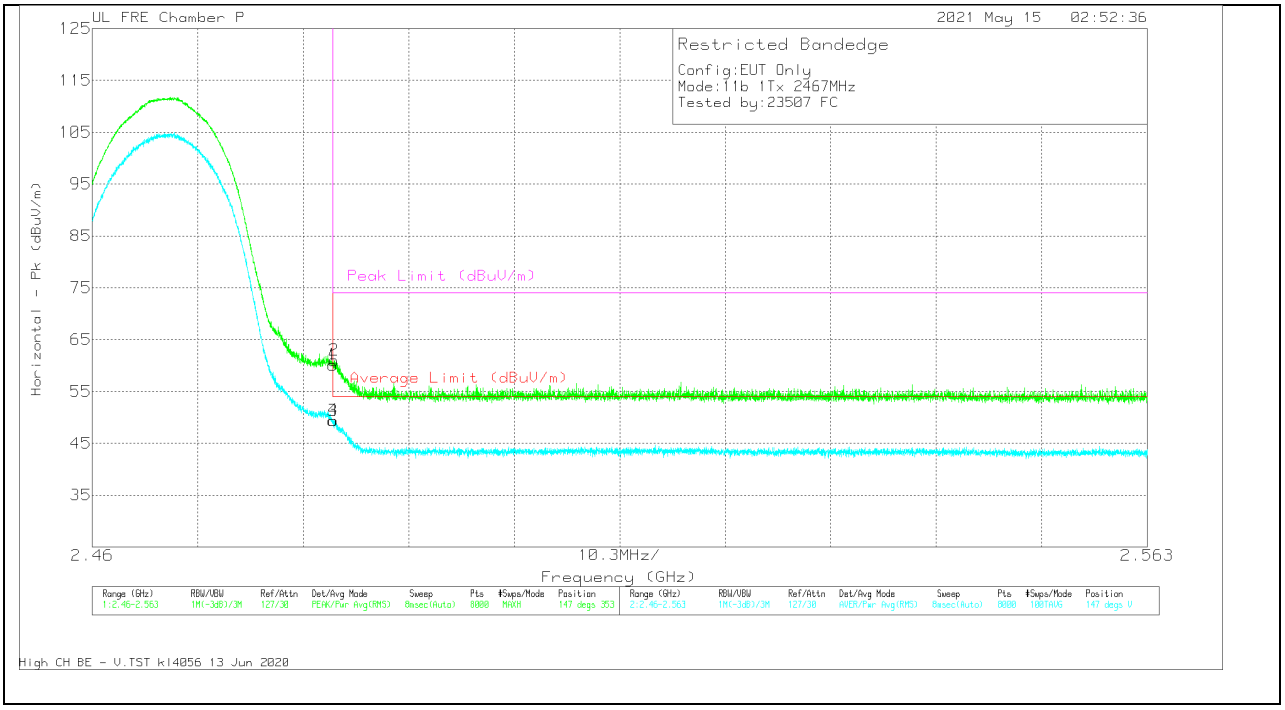

Marker	Frequency (GHz)	Meter Reading (dBuV)	Det	AF 200896 (dB/m)	Amp/Cbl/ Fltr/Pad (dB)	Corrected Reading (dBuV/m)	Average Limit (dBuV/m)	Margin (dB)	Peak Limit (dBuV/m)	PK Margin (dB)	Azimuth (Degs)	Height (cm)	Polarity
1	* 2.4835	61.63	Pk	32.5	-34	60.13	-	-	74	-13.87	147	353	V
2	* 2.48359	62.48	Pk	32.5	-34	60.98	-	-	74	-13.02	147	353	V
3	* 2.4835	50.88	RMS	32.5	-34	49.38	54	-4.62	-	-	147	353	V
4	* 2.48354	50.93	RMS	32.5	-34	49.43	54	-4.57	-	-	147	353	V

* - indicates frequency in CFR47 Pt 15 / IC RSS-Restricted Band
Pk - Peak detector
RMS - RMS detection

UL VERIFICATION SERVICES INC.
47173 Benicia Street, Fremont, CA 94538; USA TEL:(510) 319-4000 FAX:(510) 661-0888
This report shall not be reproduced except in full, without the written approval of UL Verification Services Inc.

BANDEDGE (HIGH CHANNEL, CH 13)

HORIZONTAL RESULT

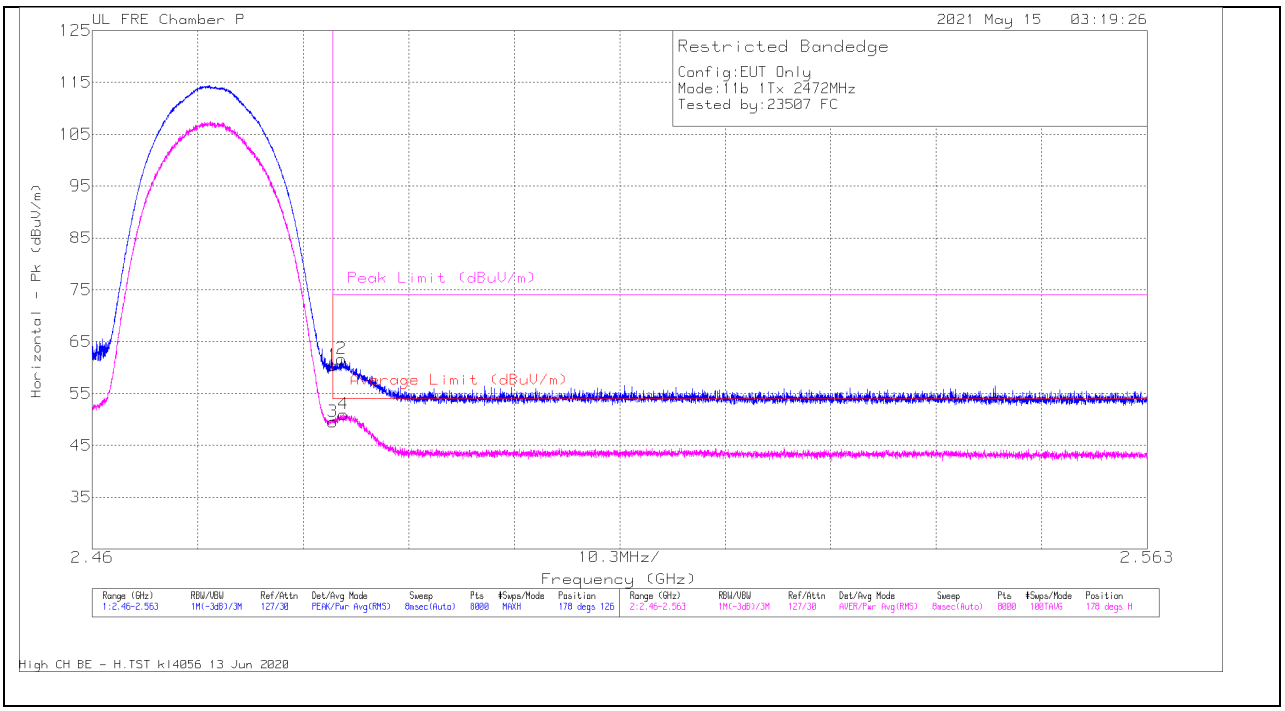

Marker	Frequency (GHz)	Meter Reading (dBuV)	Det	AF 200896 (dB/m)	Amp/Cbl/ Fltr/Pad (dB)	Corrected Reading (dBuV/m)	Average Limit (dBuV/m)	Margin (dB)	Peak Limit (dBuV/m)	PK Margin (dB)	Azimuth (Degs)	Height (cm)	Polarity
1	* 2.4835	61.93	Pk	32.5	-34	60.43	-	-	74	-13.57	178	126	H
3	* 2.4835	51.06	RMS	32.5	-34	49.56	54	-4.44	-	-	178	126	H
2	* 2.48434	63.19	Pk	32.5	-34	61.69	-	-	74	-12.31	178	126	H
4	* 2.48452	52.51	RMS	32.5	-34	51.01	54	-2.99	-	-	178	126	H

* - indicates frequency in CFR47 Pt 15 / IC RSS-Restricted Band
Pk - Peak detector
RMS - RMS detection

UL VERIFICATION SERVICES INC.
47173 Benicia Street, Fremont, CA 94538; USA TEL:(510) 319-4000 FAX:(510) 661-0888
This report shall not be reproduced except in full, without the written approval of UL Verification Services Inc.

VERTICAL RESULT

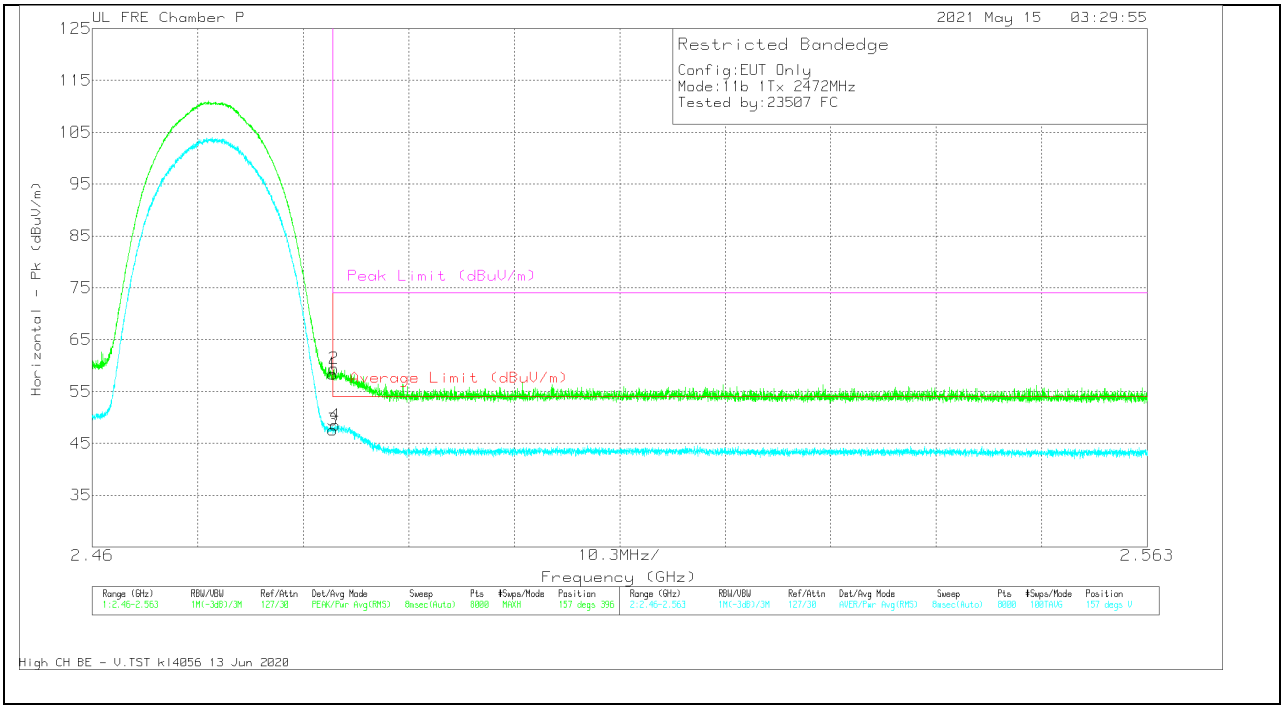

Marker	Frequency (GHz)	Meter Reading (dBuV)	Det	AF 200896 (dB/m)	Amp/Cbl/ Fltr/Pad (dB)	Corrected Reading (dBuV/m)	Average Limit (dBuV/m)	Margin (dB)	Peak Limit (dBuV/m)	PK Margin (dB)	Azimuth (Degs)	Height (cm)	Polarity
1	* 2.4835	59.87	Pk	32.5	-34	58.37	-	-	74	-15.63	157	396	V
2	* 2.48363	60.9	Pk	32.5	-34	59.4	-	-	74	-14.6	157	396	V
3	* 2.4835	49.07	RMS	32.5	-34	47.57	54	-6.43	-	-	157	396	V
4	* 2.48373	50.03	RMS	32.5	-34	48.53	54	-5.47	-	-	157	396	V

* - indicates frequency in CFR47 Pt 15 / IC RSS-Restricted Band
Pk - Peak detector
RMS - RMS detection

UL VERIFICATION SERVICES INC.
47173 Benicia Street, Fremont, CA 94538; USA TEL:(510) 319-4000 FAX:(510) 661-0888
This report shall not be reproduced except in full, without the written approval of UL Verification Services Inc.

HARMONICS AND SPURIOUS EMISSIONS

LOW CHANNEL, CH 1 RESULTS

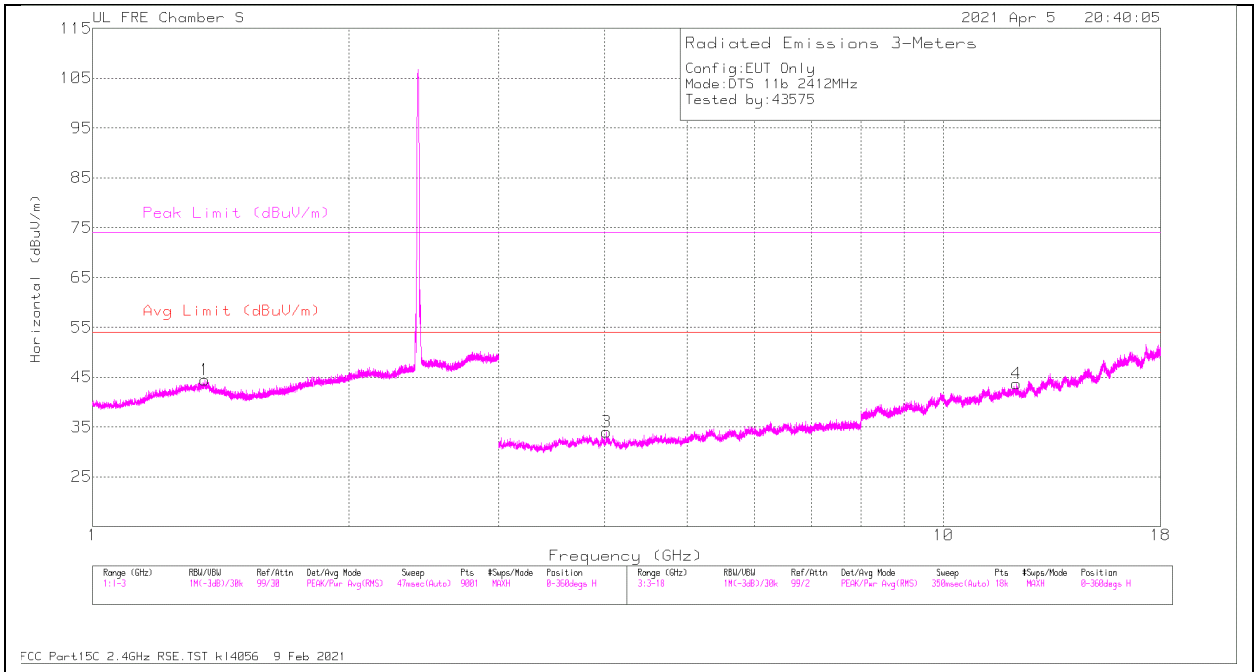

HORIZONTAL

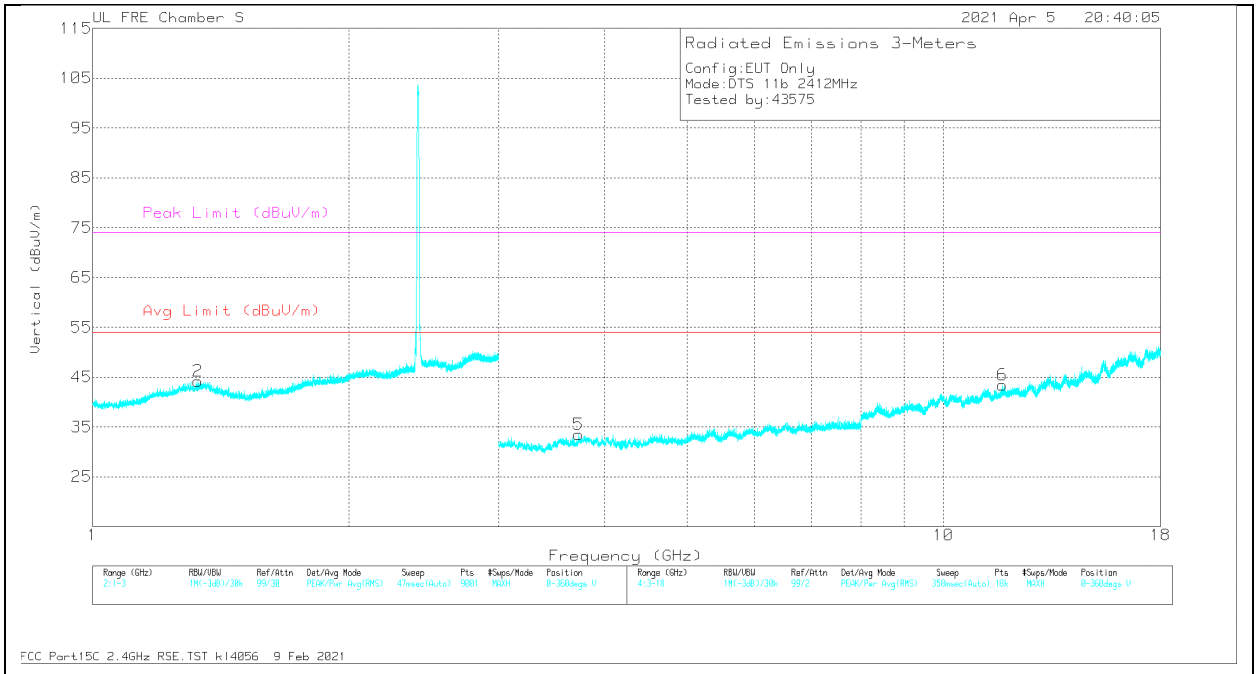

VERTICAL

UL VERIFICATION SERVICES INC.
47173 Benicia Street, Fremont, CA 94538; USA TEL:(510) 319-4000 FAX:(510) 661-0888
This report shall not be reproduced except in full, without the written approval of UL Verification Services Inc.

RADIATED EMISSIONS

Range 1: Horizontal 1000 - 3000MHz

Marker	Frequency (GHz)	Meter Reading (dBuV)	Det	AF PRE0213833 (dB/m)	Amp/Cbl/Fltr/Pad (dB)	Corrected Reading (dBuV/m)	Avg Limit (dBuV/m)	Margin (dB)	Peak Limit (dBuV/m)	PK Margin (dB)	Azimuth (Degs)	Height (cm)	Polarity
1	* 1.3557	59.06	PK2	29.5	-35.1	53.46	-	-	74	-20.54	25	200	H
	* 1.35664	47.63	MAv1	29.4	-35.1	41.93	54	-12.07	-	-	25	200	H

Range 2: Vertical 1000 - 3000MHz

Marker	Frequency (GHz)	Meter Reading (dBuV)	Det	AF PRE0213833 (dB/m)	Amp/Cbl/Fltr/Pad (dB)	Corrected Reading (dBuV/m)	Avg Limit (dBuV/m)	Margin (dB)	Peak Limit (dBuV/m)	PK Margin (dB)	Azimuth (Degs)	Height (cm)	Polarity
2	* 1.32872	59.68	PK2	28.9	-35.2	53.38	-	-	74	-20.62	45	201	V
	* 1.32957	47.83	MAv1	28.9	-35.2	41.53	54	-12.47	-	-	45	201	V

Range 3: Horizontal 3000 - 18000MHz

Marker	Frequency (GHz)	Meter Reading (dBuV)	Det	AF PRE0213833 (dB/m)	Amp/Cbl/Fltr/Pad (dB)	Corrected Reading (dBuV/m)	Avg Limit (dBuV/m)	Margin (dB)	Peak Limit (dBuV/m)	PK Margin (dB)	Azimuth (Degs)	Height (cm)	Polarity
3	* 4.02153	52.16	PK2	33.6	-40.9	44.86	-	-	74	-29.14	125	210	H
	* 4.02052	40.57	MAv1	33.6	-40.8	33.37	54	-20.63	-	-	125	210	H
4	* 12.18389	46.83	PK2	39.1	-33.5	52.43	-	-	74	-21.57	250	200	H
	* 12.1839	35.29	MAv1	39.1	-33.5	40.89	54	-13.11	-	-	250	200	H

Range 4: Vertical 3000 - 18000MHz

Marker	Frequency (GHz)	Meter Reading (dBuV)	Det	AF PRE0213833 (dB/m)	Amp/Cbl/Fltr/Pad (dB)	Corrected Reading (dBuV/m)	Avg Limit (dBuV/m)	Margin (dB)	Peak Limit (dBuV/m)	PK Margin (dB)	Azimuth (Degs)	Height (cm)	Polarity
5	* 3.72677	51.62	PK2	33.5	-40.4	44.72	-	-	74	-29.28	55	125	V
	* 3.72791	40.15	MAv1	33.5	-40.4	33.25	54	-20.75	-	-	55	125	V
6	* 11.74041	47.76	PK2	38.5	-33.5	52.76	-	-	74	-21.24	167	175	V
	* 11.7434	35.96	MAv1	38.5	-33.5	40.96	54	-13.04	-	-	167	175	V

* - indicates frequency in CFR47 Pt 15 / IC RSS-Restricted Band
PK2 - KDB558074 Method: Maximum Peak
MAv1 - KDB558074 Option 1 Maximum RMS Average

UL VERIFICATION SERVICES INC.
47173 Benicia Street, Fremont, CA 94538; USA TEL:(510) 319-4000 FAX:(510) 661-0888
This report shall not be reproduced except in full, without the written approval of UL Verification Services Inc.

MID CHANNEL, CH 6 RESULTS

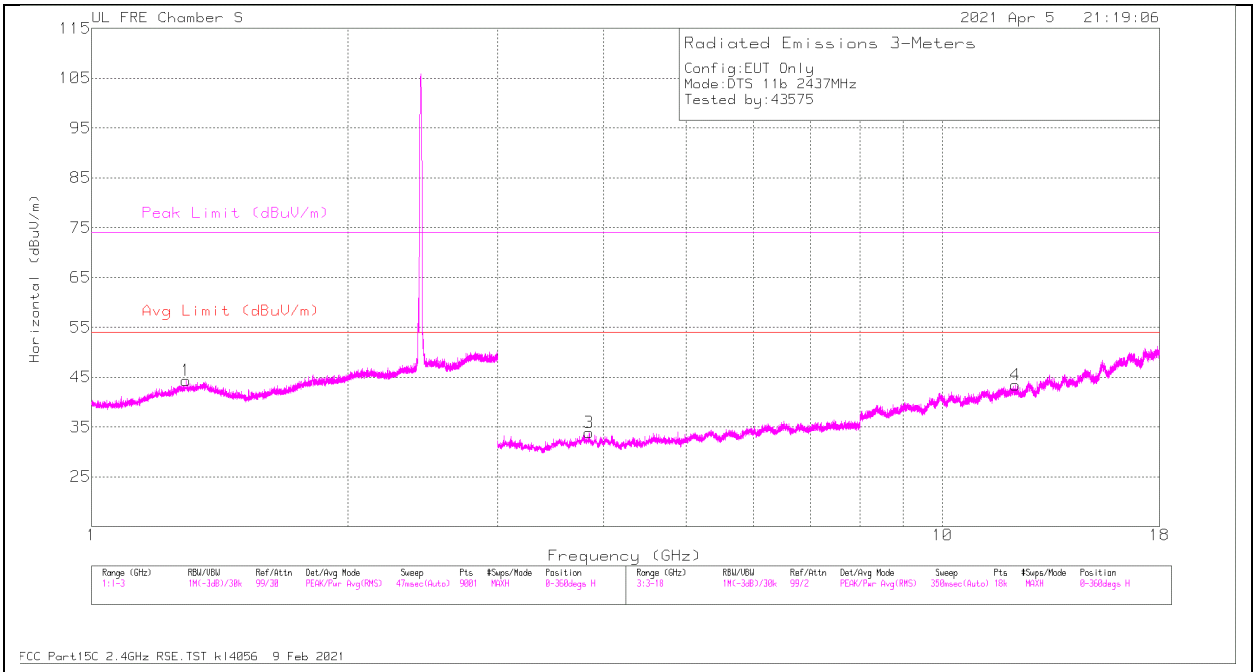

HORIZONTAL

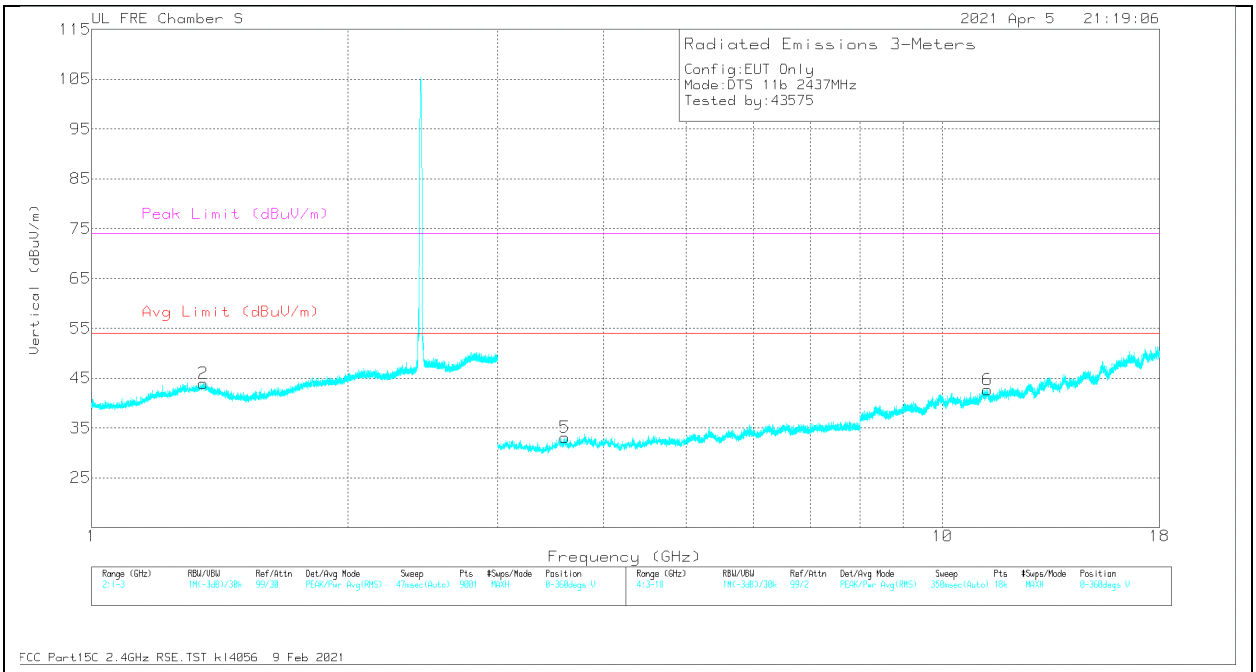

VERTICAL

UL VERIFICATION SERVICES INC.
47173 Benicia Street, Fremont, CA 94538; USA TEL:(510) 319-4000 FAX:(510) 661-0888

This report shall not be reproduced except in full, without the written approval of UL Verification Services Inc.

RADIATED EMISSIONS

Range 1: Horizontal 1000 - 3000MHz

Marker	Frequency (GHz)	Meter Reading (dBuV)	Det	AF PRE0213833 (dB/m)	Amp/Cbl/Fltr/Pad (dB)	Corrected Reading (dBuV/m)	Avg Limit (dBuV/m)	Margin (dB)	Peak Limit (dBuV/m)	PK Margin (dB)	Azimuth (Degs)	Height (cm)	Polarity
1	* 1.29073	59.69	PK2	29.1	-35.4	53.39	-	-	74	-20.61	35	205	H
	* 1.29028	47.76	MAv1	29.1	-35.4	41.46	54	-12.54	-	-	35	205	H

Range 2: Vertical 1000 - 3000MHz

Marker	Frequency (GHz)	Meter Reading (dBuV)	Det	AF PRE0213833 (dB/m)	Amp/Cbl/Fltr/Pad (dB)	Corrected Reading (dBuV/m)	Avg Limit (dBuV/m)	Margin (dB)	Peak Limit (dBuV/m)	PK Margin (dB)	Azimuth (Degs)	Height (cm)	Polarity
2	* 1.35162	58.86	PK2	29.5	-35.1	53.26	-	-	74	-20.74	67	100	V
	* 1.3546	47.57	MAv1	29.5	-35.1	41.97	54	-12.03	-	-	67	100	V

Range 3: Horizontal 3000 - 18000MHz

Marker	Frequency (GHz)	Meter Reading (dBuV)	Det	AF PRE0213833 (dB/m)	Amp/Cbl/Fltr/Pad (dB)	Corrected Reading (dBuV/m)	Avg Limit (dBuV/m)	Margin (dB)	Peak Limit (dBuV/m)	PK Margin (dB)	Azimuth (Degs)	Height (cm)	Polarity
3	* 3.84307	52.05	PK2	33.7	-40.5	45.25	-	-	74	-28.75	55	201	H
	* 3.84442	40.29	MAv1	33.7	-40.5	33.49	54	-20.51	-	-	55	201	H
4	* 12.19483	47.36	PK2	39.1	-33.5	52.96	-	-	74	-21.04	125	200	H
	* 12.19619	35.31	MAv1	39.1	-33.5	40.91	54	-13.09	-	-	125	200	H

Range 4: Vertical 3000 - 18000MHz

Marker	Frequency (GHz)	Meter Reading (dBuV)	Det	AF PRE0213833 (dB/m)	Amp/Cbl/Fltr/Pad (dB)	Corrected Reading (dBuV/m)	Avg Limit (dBuV/m)	Margin (dB)	Peak Limit (dBuV/m)	PK Margin (dB)	Azimuth (Degs)	Height (cm)	Polarity
5	* 3.59829	51.81	PK2	33.3	-40.4	44.71	-	-	74	-29.29	305	125	V
	* 3.59687	40.03	MAv1	33.3	-40.5	32.83	54	-21.17	-	-	305	125	V
6	* 11.30048	48.11	PK2	38.2	-34.4	51.91	-	-	74	-22.09	335	175	V
	* 11.3011	36.71	MAv1	38.2	-34.4	40.51	54	-13.49	-	-	335	175	V

* - indicates frequency in CFR47 Pt 15 / IC RSS-Restricted Band
PK2 - KDB558074 Method: Maximum Peak
MAv1 - KDB558074 Option 1 Maximum RMS Average

UL VERIFICATION SERVICES INC.
47173 Benicia Street, Fremont, CA 94538; USA TEL:(510) 319-4000 FAX:(510) 661-0888
This report shall not be reproduced except in full, without the written approval of UL Verification Services Inc.

HIGH CHANNEL, CH 13 RESULTS

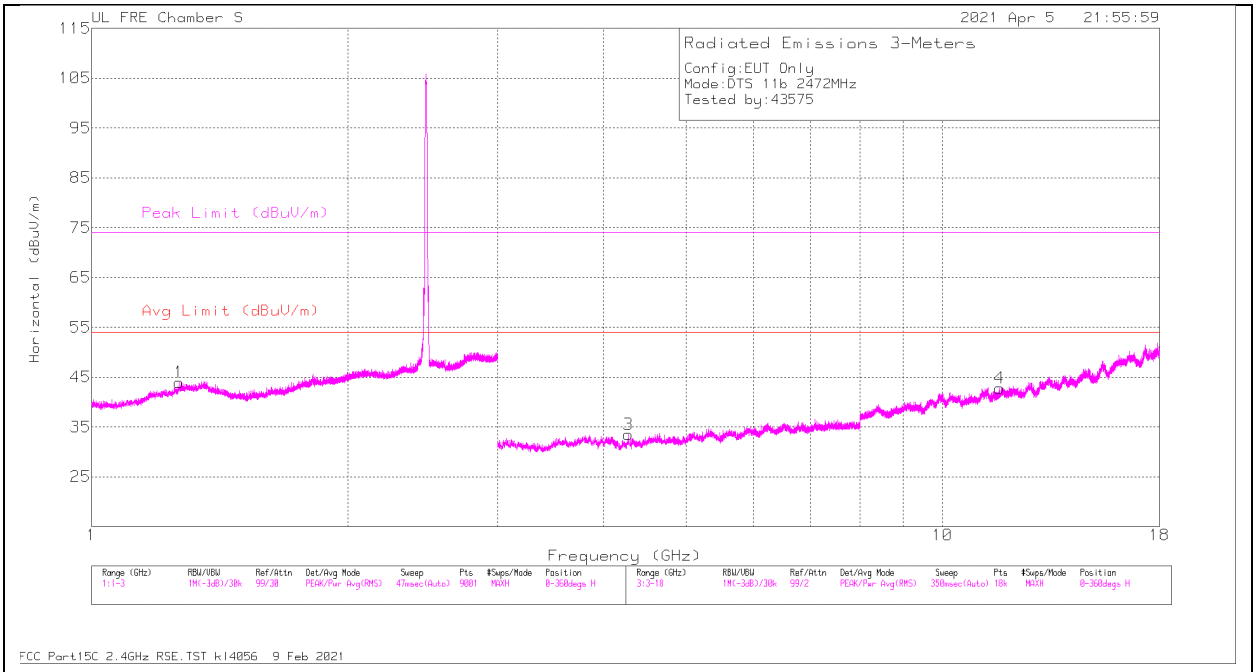

HORIZONTAL

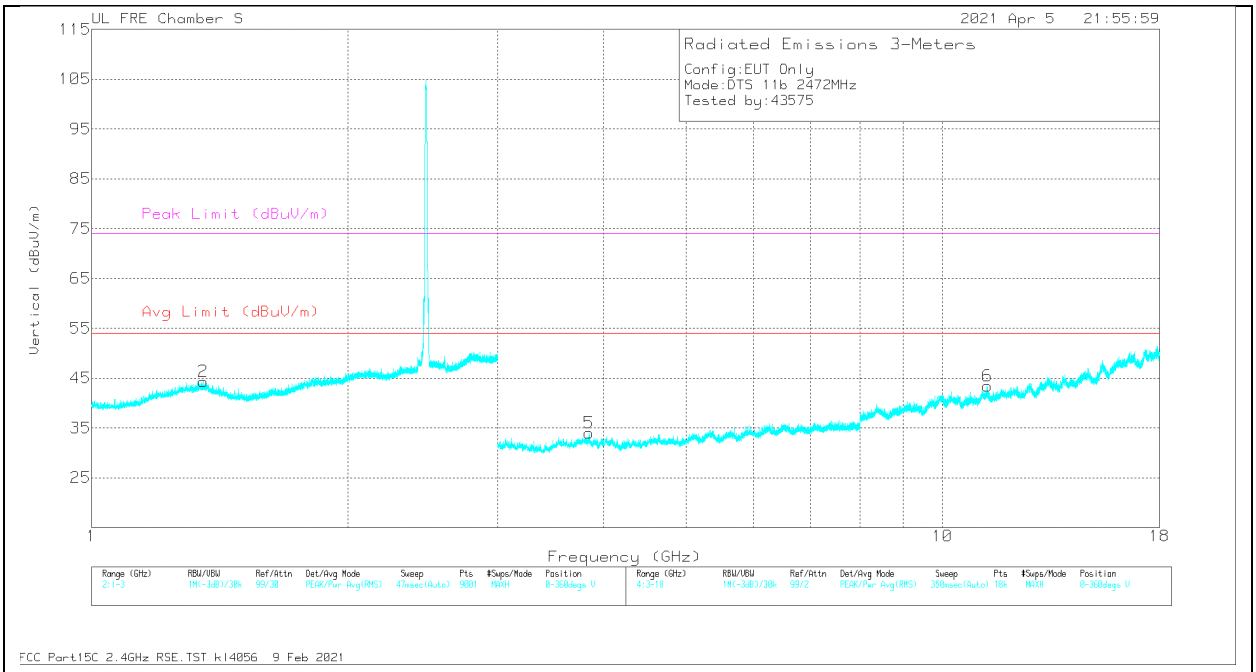

VERTICAL

UL VERIFICATION SERVICES INC.
47173 Benicia Street, Fremont, CA 94538; USA TEL:(510) 319-4000 FAX:(510) 661-0888

This report shall not be reproduced except in full, without the written approval of UL Verification Services Inc.

RADIATED EMISSIONS

Range 1: Horizontal 1000 - 3000MHz

Marker	Frequency (GHz)	Meter Reading (dBuV)	Det	AF PRE0213833 (dB/m)	Amp/Cbl/Fltr/Pad (dB)	Corrected Reading (dBuV/m)	Avg Limit (dBuV/m)	Margin (dB)	Peak Limit (dBuV/m)	PK Margin (dB)	Azimuth (Degs)	Height (cm)	Polarity
1	* 1.26557	58.98	PK2	29	-35.5	52.48	-	-	74	-21.52	56	200	H
	* 1.2675	47.58	MAv1	29	-35.5	41.08	54	-12.92	-	-	56	200	H

Range 2: Vertical 1000 - 3000MHz

Marker	Frequency (GHz)	Meter Reading (dBuV)	Det	AF PRE0213833 (dB/m)	Amp/Cbl/Fltr/Pad (dB)	Corrected Reading (dBuV/m)	Avg Limit (dBuV/m)	Margin (dB)	Peak Limit (dBuV/m)	PK Margin (dB)	Azimuth (Degs)	Height (cm)	Polarity
2	* 1.35083	59.28	PK2	29.4	-35	53.68	-	-	74	-20.32	122	155	V
	* 1.35019	47.71	MAv1	29.4	-35	42.11	54	-11.89	-	-	122	155	V

Range 3: Horizontal 3000 - 18000MHz

Marker	Frequency (GHz)	Meter Reading (dBuV)	Det	AF PRE0213833 (dB/m)	Amp/Cbl/Fltr/Pad (dB)	Corrected Reading (dBuV/m)	Avg Limit (dBuV/m)	Margin (dB)	Peak Limit (dBuV/m)	PK Margin (dB)	Azimuth (Degs)	Height (cm)	Polarity
3	* 4.27266	52.33	PK2	33.5	-41.5	44.33	-	-	74	-29.67	125	200	H
	* 4.27072	41.05	MAv1	33.5	-41.6	32.95	54	-21.05	-	-	125	200	H
4	* 11.67829	46.93	PK2	38.6	-34	51.53	-	-	74	-22.47	235	245	H
	* 11.67498	35.74	MAv1	38.5	-34	40.24	54	-13.76	-	-	235	245	H

Range 4: Vertical 3000 - 18000MHz

Marker	Frequency (GHz)	Meter Reading (dBuV)	Det	AF PRE0213833 (dB/m)	Amp/Cbl/Fltr/Pad (dB)	Corrected Reading (dBuV/m)	Avg Limit (dBuV/m)	Margin (dB)	Peak Limit (dBuV/m)	PK Margin (dB)	Azimuth (Degs)	Height (cm)	Polarity
5	* 3.84609	51.96	PK2	33.6	-40.5	45.06	-	-	74	-28.94	56	100	V
	* 3.84638	40.17	MAv1	33.6	-40.5	33.27	54	-20.73	-	-	56	100	V
6	* 11.29248	48.23	PK2	38.2	-34.2	52.23	-	-	74	-21.77	122	175	V
	* 11.29227	36.8	MAv1	38.1	-34.2	40.7	54	-13.3	-	-	122	175	V

* - indicates frequency in CFR47 Pt 15 / IC RSS-Restricted Band
PK2 - KDB558074 Method: Maximum Peak
MAv1 - KDB558074 Option 1 Maximum RMS Average

UL VERIFICATION SERVICES INC.
47173 Benicia Street, Fremont, CA 94538; USA TEL:(510) 319-4000 FAX:(510) 661-0888
This report shall not be reproduced except in full, without the written approval of UL Verification Services Inc.

10.1.2. 802.11n HT20 SISO MODE

1TX ANT 4 MODE

BANDEDGE (LOW CHANNEL, CH 1)

HORIZONTAL RESULT

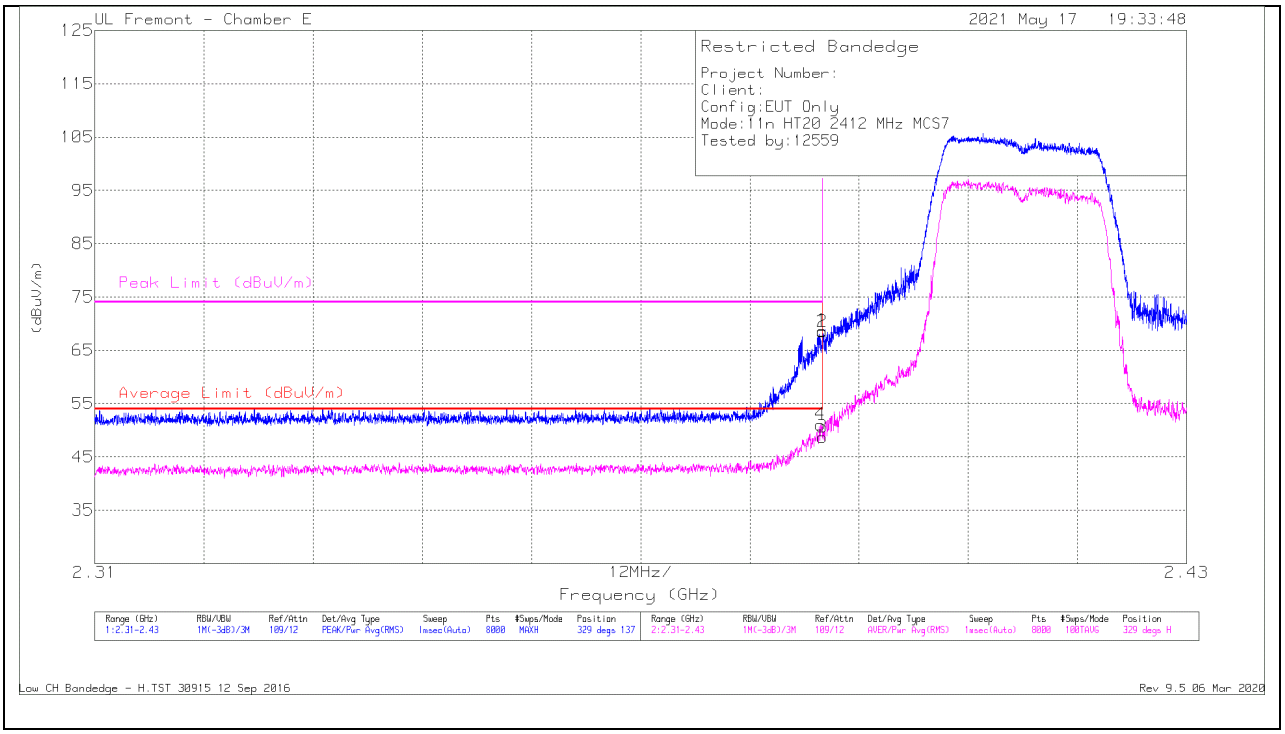

Marker	Frequency (GHz)	Meter Reading (dBuV)	Det	AF PRE0078107 (dB/m)	Amp/Cbl/Fltr/Pad (dB)	DC Corr (dB)	Corrected Reading (dBuV/m)	Average Limit (dBuV/m)	Margin (dB)	Peak Limit (dBuV/m)	PK Margin (dB)	Azimuth (Degs)	Height (cm)	Polarity
1	* 2.38999	54.04	Pk	32.2	-17.6	0	68.64	-	-	74	-5.36	329	137	H
2	* 2.38998	53.9	Pk	32.2	-17.6	0	68.5	-	-	74	-5.5	329	137	H
3	* 2.38999	33.72	RMS	32.2	-17.6	.4	48.72	54	-5.28	-	-	329	137	H
4	* 2.38977	36.06	RMS	32.2	-17.6	.4	51.06	54	-2.94	-	-	329	137	H

* - indicates frequency in CFR47 Pt 15 / IC RSS-Restricted Band
Pk - Peak detector
RMS - RMS detection

UL VERIFICATION SERVICES INC.
47173 Benicia Street, Fremont, CA 94538; USA TEL:(510) 319-4000 FAX:(510) 661-0888
This report shall not be reproduced except in full, without the written approval of UL Verification Services Inc.

VERTICAL RESULT

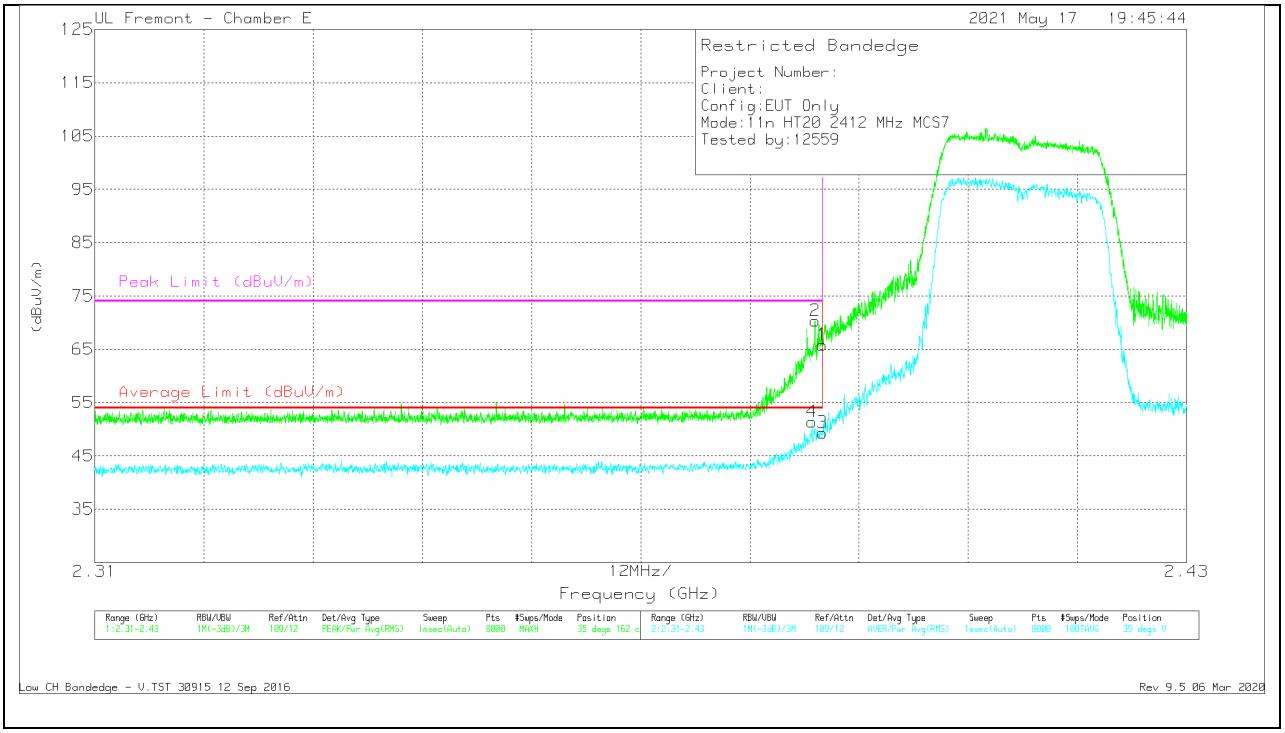

Marker	Frequency (GHz)	Meter Reading (dBuV)	Det	AF PRE0078107 (dB/m)	Amp/Cbl/Fltr/Pad (dB)	DC Corr (dB)	Corrected Reading (dBuV/m)	Average Limit (dBuV/m)	Margin (dB)	Peak Limit (dBuV/m)	PK Margin (dB)	Azimuth (Degs)	Height (cm)	Polarity
1	* 2.38999	51.2	Pk	32.2	-17.6	0	65.8	-	-	74	-8.2	35	162	V
2	* 2.38917	55.72	Pk	32.2	-17.6	0	70.32	-	-	74	-3.68	35	162	V
3	* 2.38999	34.32	RMS	32.2	-17.6	.4	49.32	54	-4.68	-	-	35	162	V
4	* 2.38882	36.37	RMS	32.2	-17.6	.4	51.37	54	-2.63	-	-	35	162	V

* - indicates frequency in CFR47 Pt 15 / IC RSS-Restricted Band
Pk - Peak detector
RMS - RMS detection

UL VERIFICATION SERVICES INC.
47173 Benicia Street, Fremont, CA 94538; USA TEL:(510) 319-4000 FAX:(510) 661-0888
This report shall not be reproduced except in full, without the written approval of UL Verification Services Inc.

BANDEDGE (LOW CHANNEL, CH 2)

HORIZONTAL RESULT

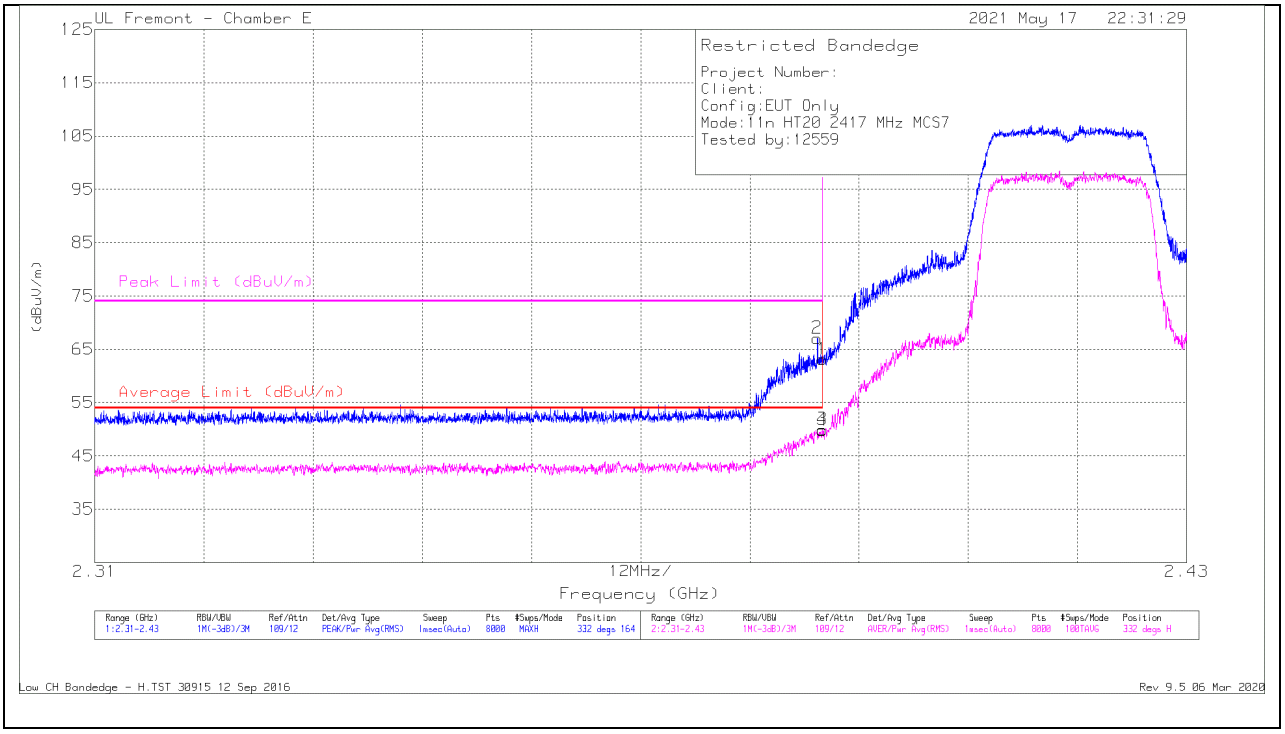

Marker	Frequency (GHz)	Meter Reading (dBuV)	Det	AF PRE0078107 (dB/m)	Amp/Cbl/Fltr/Pad (dB)	DC Corr (dB)	Corrected Reading (dBuV/m)	Average Limit (dBuV/m)	Margin (dB)	Peak Limit (dBuV/m)	PK Margin (dB)	Azimuth (Degs)	Height (cm)	Polarity
1	* 2.38999	48.49	Pk	32.2	-17.6	0	63.09	-	-	74	-10.91	332	164	H
2	* 2.38942	52.48	Pk	32.2	-17.6	0	67.08	-	-	74	-6.92	332	164	H
3	* 2.38999	34.96	RMS	32.2	-17.6	.4	49.96	54	-4.04	-	-	332	164	H
4	* 2.38998	34.84	RMS	32.2	-17.6	.4	49.84	54	-4.16	-	-	332	164	H

* - indicates frequency in CFR47 Pt 15 / IC RSS-Restricted Band
Pk - Peak detector
RMS - RMS detection

UL VERIFICATION SERVICES INC.
47173 Benicia Street, Fremont, CA 94538; USA TEL:(510) 319-4000 FAX:(510) 661-0888
This report shall not be reproduced except in full, without the written approval of UL Verification Services Inc.

VERTICAL RESULT

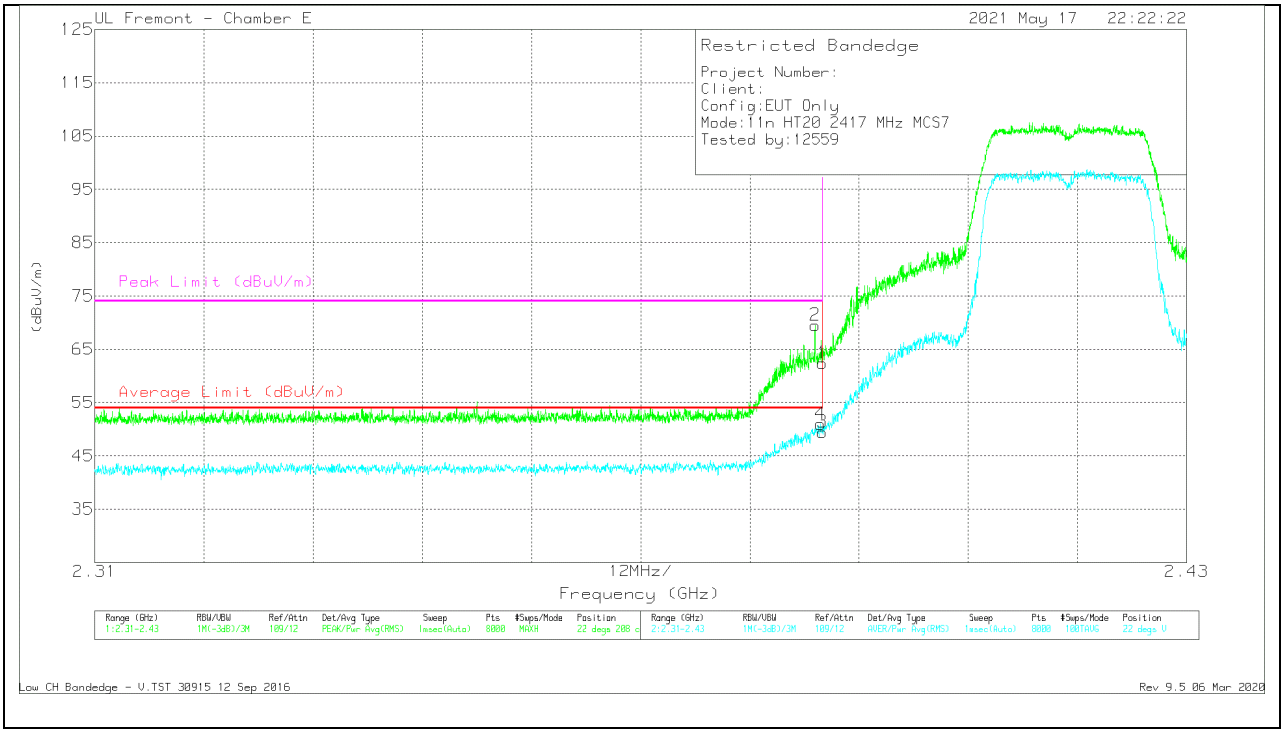

Marker	Frequency (GHz)	Meter Reading (dBuV)	Det	AF PRE0078107 (dB/m)	Amp/Cbl/Fltr/Pad (dB)	DC Corr (dB)	Corrected Reading (dBuV/m)	Average Limit (dBuV/m)	Margin (dB)	Peak Limit (dBuV/m)	PK Margin (dB)	Azimuth (Degs)	Height (cm)	Polarity
1	* 2.38999	47.8	Pk	32.2	-17.6	0	62.4	-	-	74	-11.6	22	208	V
2	* 2.38917	54.9	Pk	32.2	-17.6	0	69.5	-	-	74	-4.5	22	208	V
3	* 2.38999	34.47	RMS	32.2	-17.6	.4	49.47	54	-4.53	-	-	22	208	V
4	* 2.38975	35.98	RMS	32.2	-17.6	.4	50.98	54	-3.02	-	-	22	208	V

* - indicates frequency in CFR47 Pt 15 / IC RSS-Restricted Band
Pk - Peak detector
RMS - RMS detection

UL VERIFICATION SERVICES INC.
47173 Benicia Street, Fremont, CA 94538; USA TEL:(510) 319-4000 FAX:(510) 661-0888
This report shall not be reproduced except in full, without the written approval of UL Verification Services Inc.

BANDEDGE (LOW CHANNEL, CH 3)

HORIZONTAL RESULT

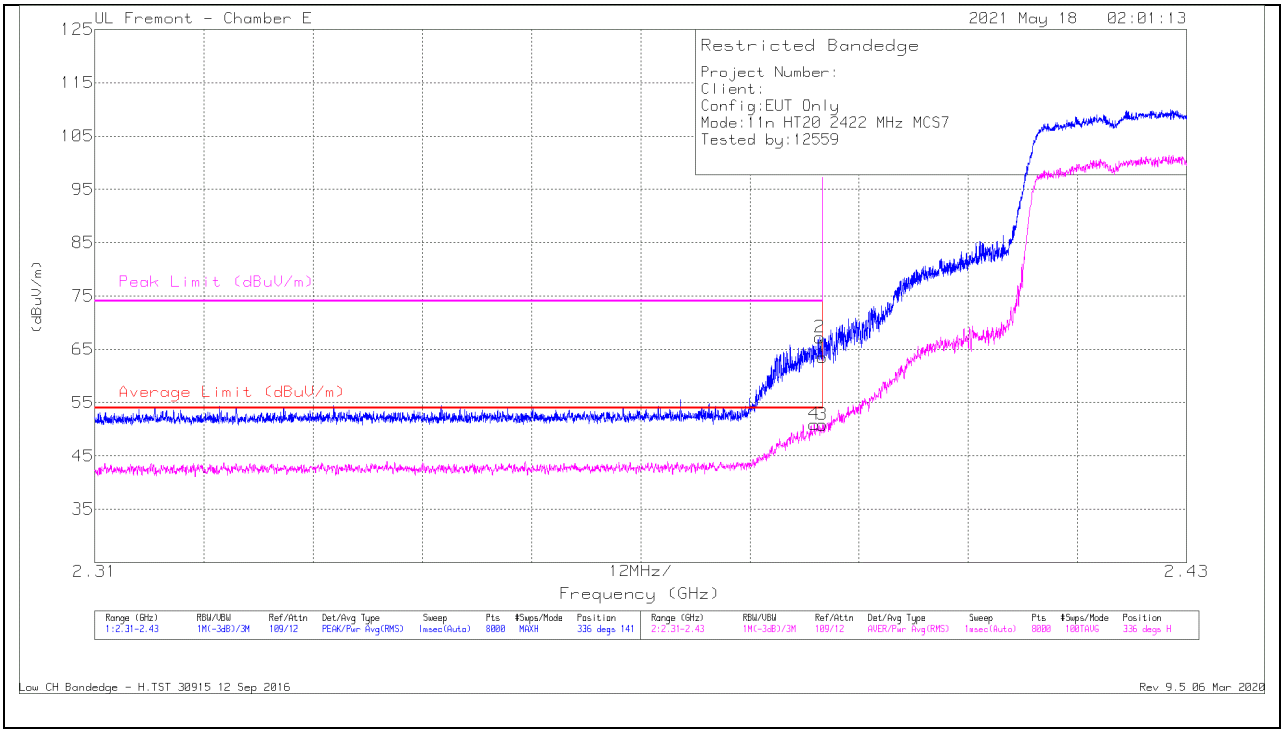

Marker	Frequency (GHz)	Meter Reading (dBuV)	Det	AF PRE0078107 (dB/m)	Amp/Cbl/Fltr/Pad (dB)	DC Corr (dB)	Corrected Reading (dBuV/m)	Average Limit (dBuV/m)	Margin (dB)	Peak Limit (dBuV/m)	PK Margin (dB)	Azimuth (Degs)	Height (cm)	Polarity
1	* 2.38999	48.94	Pk	32.2	-17.6	0	63.54	-	-	74	-10.46	336	141	H
2	* 2.38968	52.63	Pk	32.2	-17.6	0	67.23	-	-	74	-6.77	336	141	H
3	* 2.38999	35.86	RMS	32.2	-17.6	.4	50.86	54	-3.14	-	-	336	141	H
4	* 2.38908	35.94	RMS	32.2	-17.6	.4	50.94	54	-3.06	-	-	336	141	H

* - indicates frequency in CFR47 Pt 15 / IC RSS-Restricted Band
Pk - Peak detector
RMS - RMS detection

UL VERIFICATION SERVICES INC.
47173 Benicia Street, Fremont, CA 94538; USA TEL:(510) 319-4000 FAX:(510) 661-0888
This report shall not be reproduced except in full, without the written approval of UL Verification Services Inc.

VERTICAL RESULT

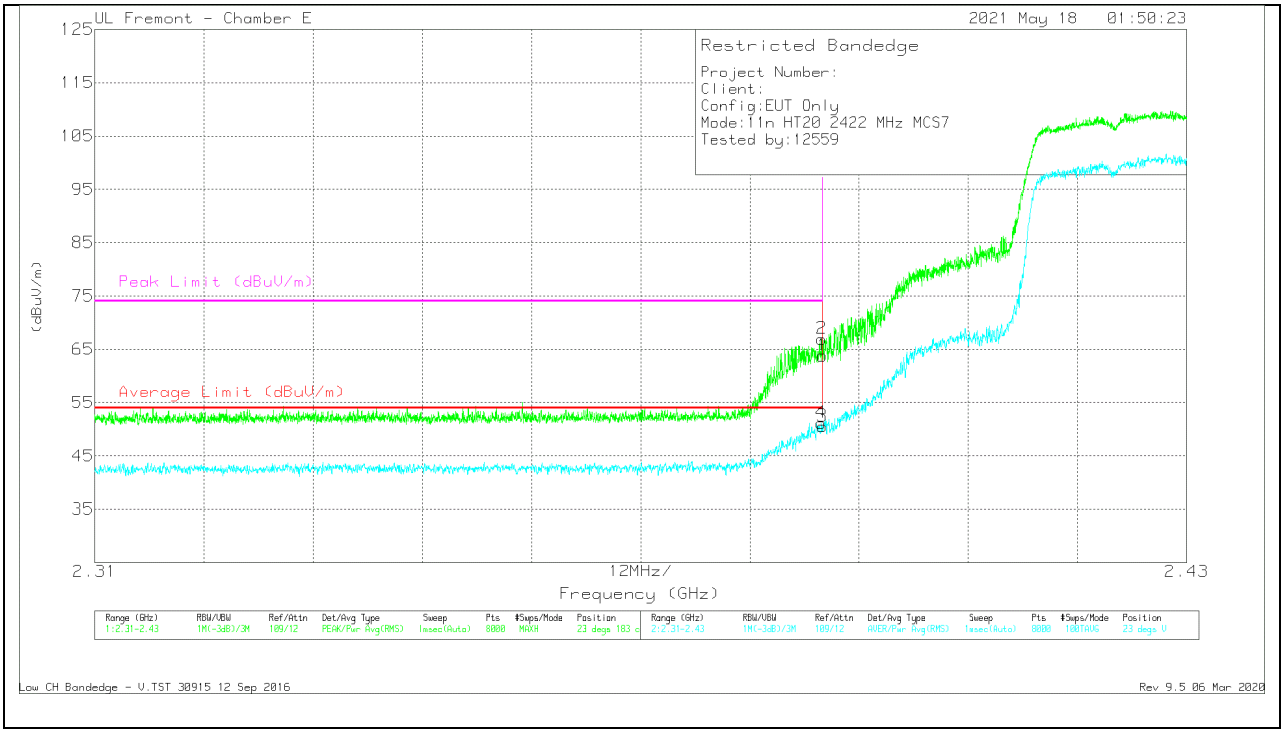

Marker	Frequency (GHz)	Meter Reading (dBuV)	Det	AF PRE0078107 (dB/m)	Amp/Cbl/Fltr/Pad (dB)	DC Corr (dB)	Corrected Reading (dBuV/m)	Average Limit (dBuV/m)	Margin (dB)	Peak Limit (dBuV/m)	PK Margin (dB)	Azimuth (Degs)	Height (cm)	Polarity
1	* 2.38999	49.22	Pk	32.2	-17.6	0	63.82	-	-	74	-10.18	23	183	V
2	* 2.38992	52.37	Pk	32.2	-17.6	0	66.97	-	-	74	-7.03	23	183	V
3	* 2.38999	35.54	RMS	32.2	-17.6	.4	50.54	54	-3.46	-	-	23	183	V
4	* 2.38984	36.19	RMS	32.2	-17.6	.4	51.19	54	-2.81	-	-	23	183	V

* - indicates frequency in CFR47 Pt 15 / IC RSS-Restricted Band
Pk - Peak detector
RMS - RMS detection

UL VERIFICATION SERVICES INC.
47173 Benicia Street, Fremont, CA 94538; USA TEL:(510) 319-4000 FAX:(510) 661-0888
This report shall not be reproduced except in full, without the written approval of UL Verification Services Inc.

BANDEDGE (HIGH CHANNEL, CH 9)

HORIZONTAL RESULT

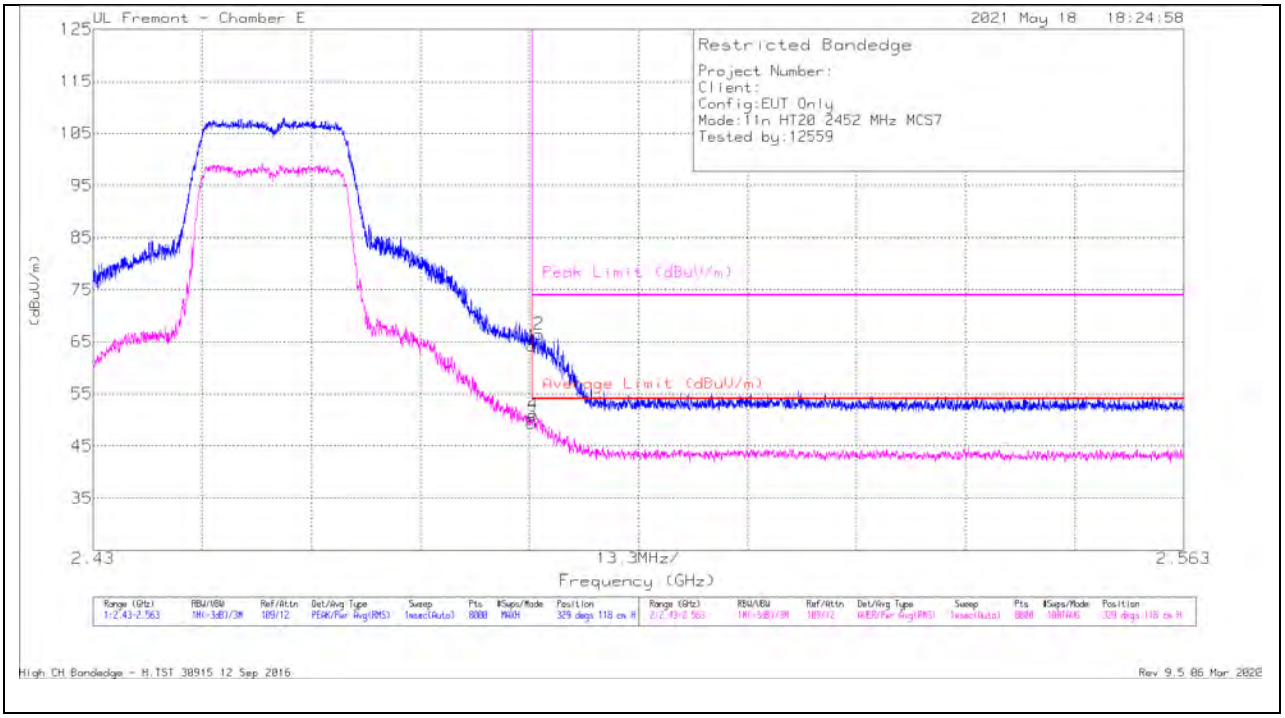

Marker	Frequency (GHz)	Meter Reading (dBuV)	Det	AF PRE0078107 (dB/m)	Amp/Cbl/Fltr/Pad (dB)	DC Corr (dB)	Corrected Reading (dBuV/m)	Average Limit (dBuV/m)	Margin (dB)	Peak Limit (dBuV/m)	PK Margin (dB)	Azimuth (Degs)	Height (cm)	Polarity
1	* 2.48351	49.35	Pk	32.6	-17.7	0	64.25	-	-	74	-9.75	329	118	H
2	* 2.48437	51.55	Pk	32.6	-17.7	0	66.45	-	-	74	-7.55	329	118	H
3	* 2.48351	34.15	RMS	32.6	-17.7	.4	49.45	54	-4.55	-	-	329	118	H
4	* 2.48367	35.71	RMS	32.6	-17.7	.4	51.01	54	-2.99	-	-	329	118	H

* - indicates frequency in CFR47 Pt 15 / IC RSS-Restricted Band
Pk - Peak detector
RMS - RMS detection

UL VERIFICATION SERVICES INC.
47173 Benicia Street, Fremont, CA 94538; USA TEL:(510) 319-4000 FAX:(510) 661-0888
This report shall not be reproduced except in full, without the written approval of UL Verification Services Inc.

VERTICAL RESULT

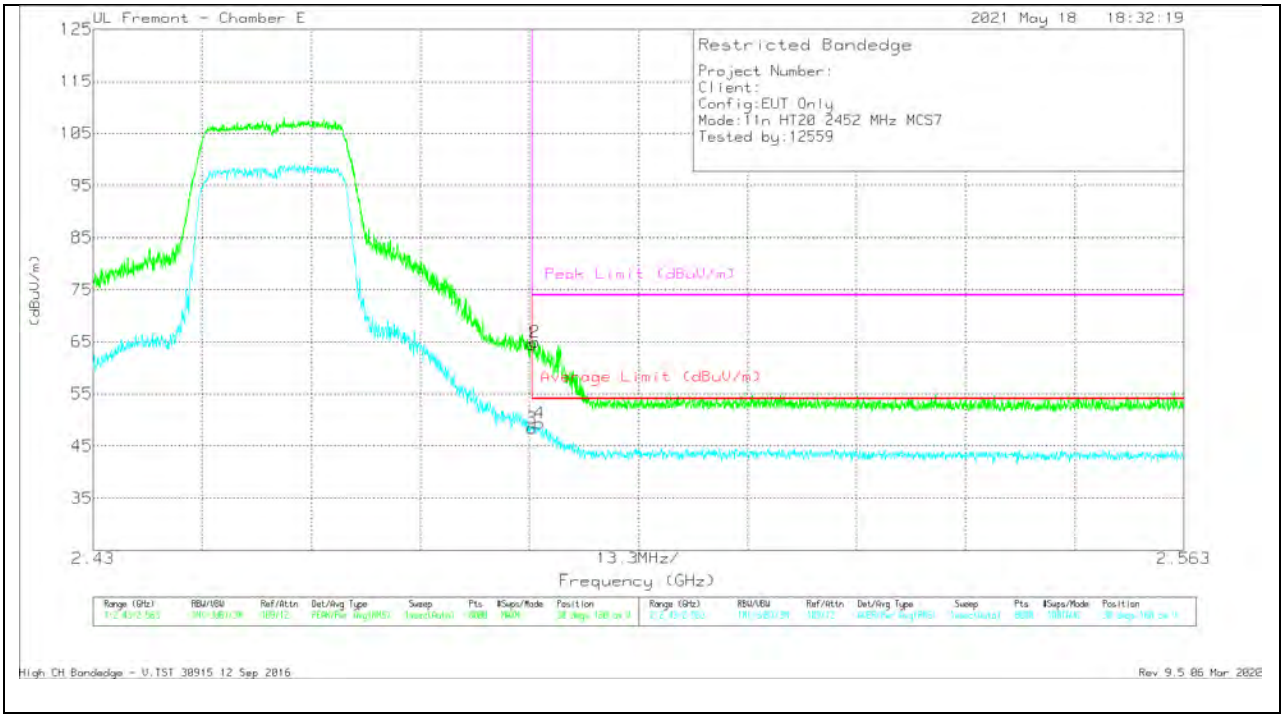

Marker	Frequency (GHz)	Meter Reading (dBuV)	Det	AF PRE0078107 (dB/m)	Amp/Cbl/Fltr/Pad (dB)	DC Corr (dB)	Corrected Reading (dBuV/m)	Average Limit (dBuV/m)	Margin (dB)	Peak Limit (dBuV/m)	PK Margin (dB)	Azimuth (Degs)	Height (cm)	Polarity
1	* 2.48351	49.63	Pk	32.6	-17.7	0	64.53	-	-	74	-9.47	30	160	V
2	* 2.48385	50.1	Pk	32.6	-17.7	0	65	-	-	74	-9	30	160	V
3	* 2.48351	33.09	RMS	32.6	-17.7	.4	48.39	54	-5.61	-	-	30	160	V
4	* 2.48444	34.1	RMS	32.6	-17.7	.4	49.4	54	-4.6	-	-	30	160	V

* - indicates frequency in CFR47 Pt 15 / IC RSS-Restricted Band
Pk - Peak detector
RMS - RMS detection

UL VERIFICATION SERVICES INC.
47173 Benicia Street, Fremont, CA 94538; USA TEL:(510) 319-4000 FAX:(510) 661-0888
This report shall not be reproduced except in full, without the written approval of UL Verification Services Inc.

BANDEDGE (HIGH CHANNEL, CH 10)

HORIZONTAL RESULT

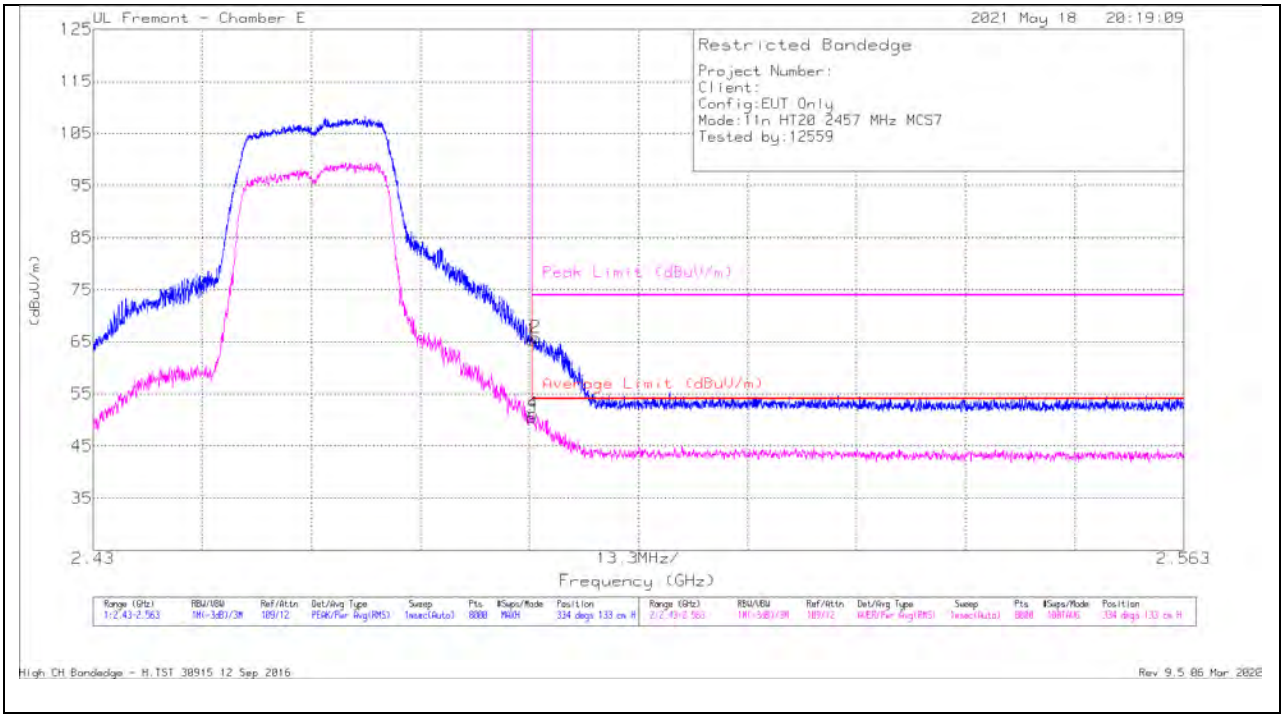

Marker	Frequency (GHz)	Meter Reading (dBuV)	Det	AF PRE0078107 (dB/m)	Amp/Cbl/Fltr/Pad (dB)	DC Corr (dB)	Corrected Reading (dBuV/m)	Average Limit (dBuV/m)	Margin (dB)	Peak Limit (dBuV/m)	PK Margin (dB)	Azimuth (Degs)	Height (cm)	Polarity
1	* 2.48351	50.49	Pk	32.6	-17.7	0	65.39	-	-	74	-8.61	334	133	H
2	* 2.48399	50.99	Pk	32.6	-17.7	0	65.89	-	-	74	-8.11	334	133	H
3	* 2.48351	35.17	RMS	32.6	-17.7	.4	50.47	54	-3.53	-	-	334	133	H
4	* 2.48364	35.93	RMS	32.6	-17.7	.4	51.23	54	-2.77	-	-	334	133	H

* - indicates frequency in CFR47 Pt 15 / IC RSS-Restricted Band
Pk - Peak detector
RMS - RMS detection

UL VERIFICATION SERVICES INC.
47173 Benicia Street, Fremont, CA 94538; USA TEL:(510) 319-4000 FAX:(510) 661-0888
This report shall not be reproduced except in full, without the written approval of UL Verification Services Inc.

VERTICAL RESULT

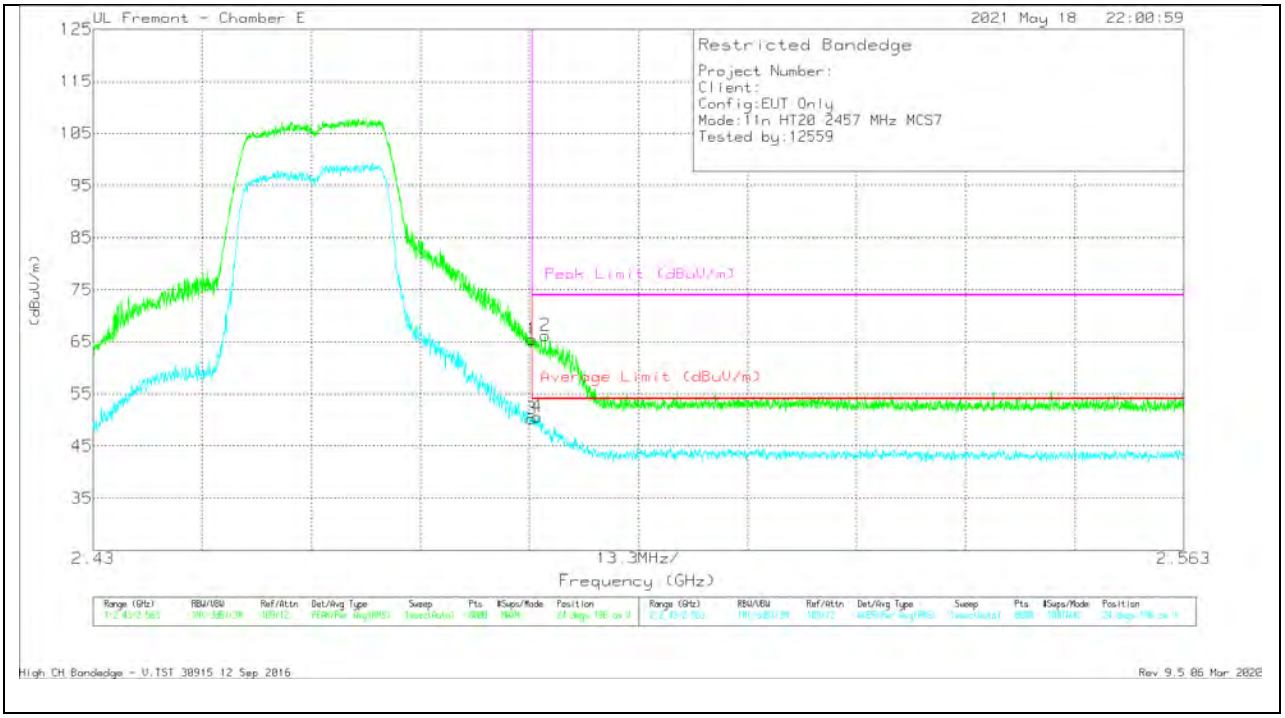

Marker	Frequency (GHz)	Meter Reading (dBuV)	Det	AF PRE0078107 (dB/m)	Amp/Cbl/Fltr/Pad (dB)	DC Corr (dB)	Corrected Reading (dBuV/m)	Average Limit (dBuV/m)	Margin (dB)	Peak Limit (dBuV/m)	PK Margin (dB)	Azimuth (Degs)	Height (cm)	Polarity
1	* 2.48351	50.53	Pk	32.6	-17.7	0	65.43	-	-	74	-8.57	24	196	V
2	* 2.48512	51.35	Pk	32.6	-17.7	0	66.25	-	-	74	-7.75	24	196	V
3	* 2.48351	34.98	RMS	32.6	-17.7	.4	50.28	54	-3.72	-	-	24	196	V
4	* 2.48415	35.37	RMS	32.6	-17.7	.4	50.67	54	-3.33	-	-	24	196	V

* - indicates frequency in CFR47 Pt 15 / IC RSS-Restricted Band
Pk - Peak detector
RMS - RMS detection

UL VERIFICATION SERVICES INC.
47173 Benicia Street, Fremont, CA 94538; USA TEL:(510) 319-4000 FAX:(510) 661-0888
This report shall not be reproduced except in full, without the written approval of UL Verification Services Inc.

BANDEDGE (HIGH CHANNEL, CH 11)

HORIZONTAL RESULT

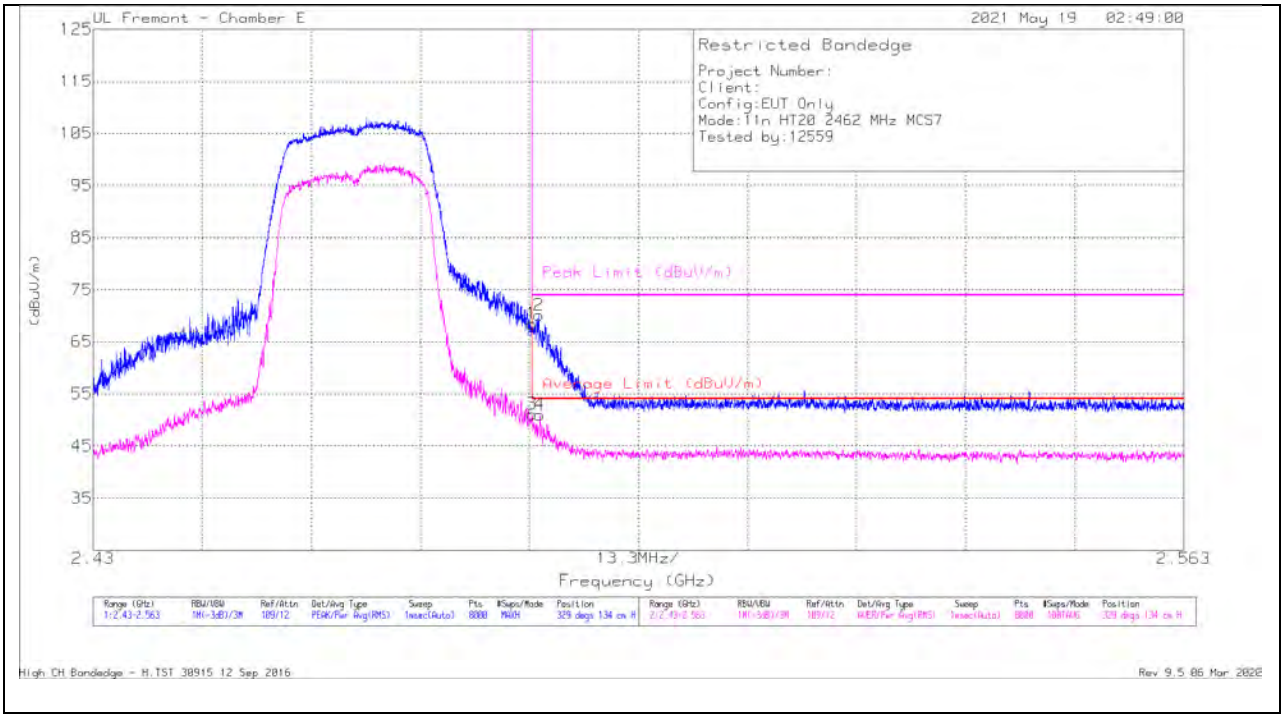

Marker	Frequency (GHz)	Meter Reading (dBuV)	Det	AF PRE0078107 (dB/m)	Amp/Cbl/Fltr/Pad (dB)	DC Corr (dB)	Corrected Reading (dBuV/m)	Average Limit (dBuV/m)	Margin (dB)	Peak Limit (dBuV/m)	PK Margin (dB)	Azimuth (Degs)	Height (cm)	Polarity
1	* 2.48351	53.6	Pk	32.6	-17.7	0	68.5	-	-	74	-5.5	329	134	H
2	* 2.48435	55.21	Pk	32.6	-17.7	0	70.11	-	-	74	-3.89	329	134	H
3	* 2.48351	35.87	RMS	32.6	-17.7	.4	51.17	54	-2.83	-	-	329	134	H
4	* 2.48447	35.74	RMS	32.6	-17.7	.4	51.04	54	-2.96	-	-	329	134	H

* - indicates frequency in CFR47 Pt 15 / IC RSS-Restricted Band
Pk - Peak detector
RMS - RMS detection

UL VERIFICATION SERVICES INC.
47173 Benicia Street, Fremont, CA 94538; USA TEL:(510) 319-4000 FAX:(510) 661-0888
This report shall not be reproduced except in full, without the written approval of UL Verification Services Inc.

VERTICAL RESULT

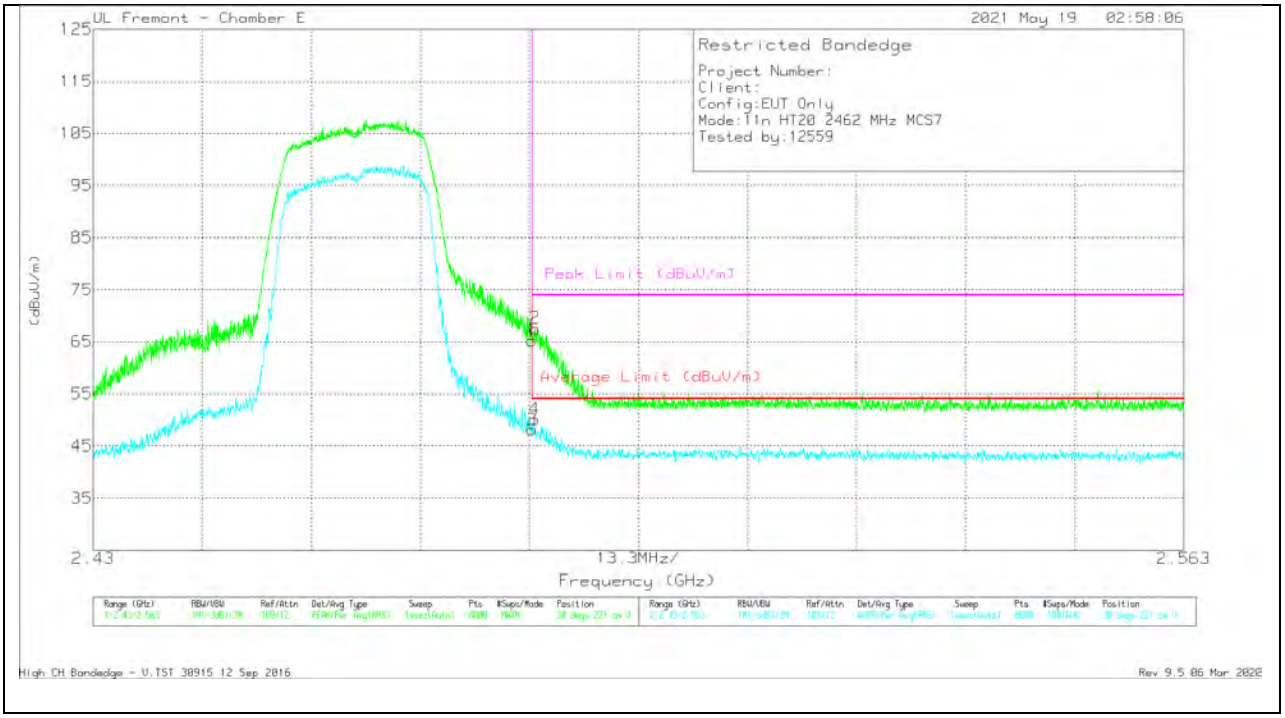

Marker	Frequency (GHz)	Meter Reading (dBuV)	Det	AF PRE0078107 (dB/m)	Amp/Cbl/Fltr/Pad (dB)	DC Corr (dB)	Corrected Reading (dBuV/m)	Average Limit (dBuV/m)	Margin (dB)	Peak Limit (dBuV/m)	PK Margin (dB)	Azimuth (Degs)	Height (cm)	Polarity
1	* 2.48351	50.27	Pk	32.6	-17.7	0	65.17	-	-	74	-8.83	30	221	V
2	* 2.48385	52.72	Pk	32.6	-17.7	0	67.62	-	-	74	-6.38	30	221	V
3	* 2.48351	32.87	RMS	32.6	-17.7	.4	48.17	54	-5.83	-	-	30	221	V
4	* 2.48382	34.86	RMS	32.6	-17.7	.4	50.16	54	-3.84	-	-	30	221	V

* - indicates frequency in CFR47 Pt 15 / IC RSS-Restricted Band
Pk - Peak detector
RMS - RMS detection

UL VERIFICATION SERVICES INC.
47173 Benicia Street, Fremont, CA 94538; USA TEL:(510) 319-4000 FAX:(510) 661-0888
This report shall not be reproduced except in full, without the written approval of UL Verification Services Inc.

BANDEDGE (HIGH CHANNEL, CH 12)

HORIZONTAL RESULT

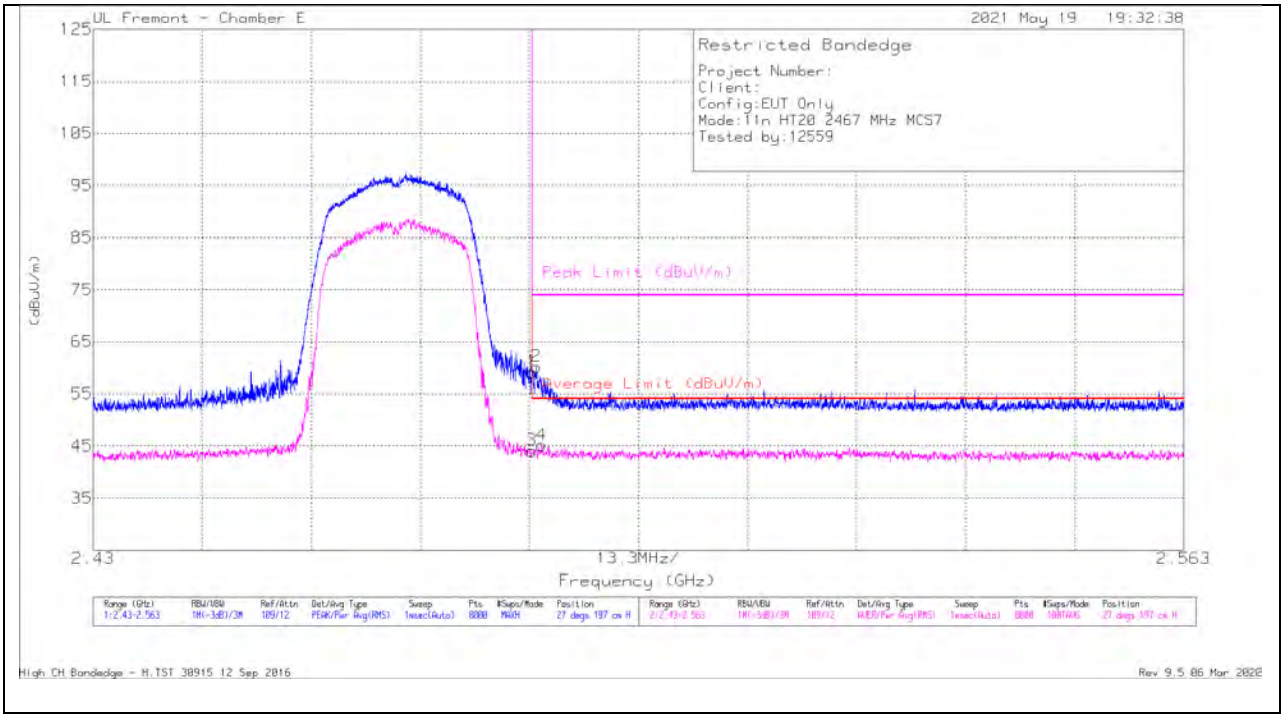

Marker	Frequency (GHz)	Meter Reading (dBuV)	Det	AF PRE0078107 (dB/m)	Amp/Cbl/Fltr/Pad (dB)	DC Corr (dB)	Corrected Reading (dBuV/m)	Average Limit (dBuV/m)	Margin (dB)	Peak Limit (dBuV/m)	PK Margin (dB)	Azimuth (Degs)	Height (cm)	Polarity
1	* 2.48351	44.29	Pk	32.6	-17.7	0	59.19	-	-	74	-14.81	27	197	H
2	* 2.48405	45.3	Pk	32.6	-17.7	0	60.2	-	-	74	-13.8	27	197	H
3	* 2.48351	28.79	RMS	32.6	-17.7	.4	44.09	54	-9.91	-	-	27	197	H
4	* 2.4847	29.83	RMS	32.6	-17.7	.4	45.13	54	-8.87	-	-	27	197	H

* - indicates frequency in CFR47 Pt 15 / IC RSS-Restricted Band
Pk - Peak detector
RMS - RMS detection

UL VERIFICATION SERVICES INC.
47173 Benicia Street, Fremont, CA 94538; USA TEL:(510) 319-4000 FAX:(510) 661-0888
This report shall not be reproduced except in full, without the written approval of UL Verification Services Inc.

VERTICAL RESULT

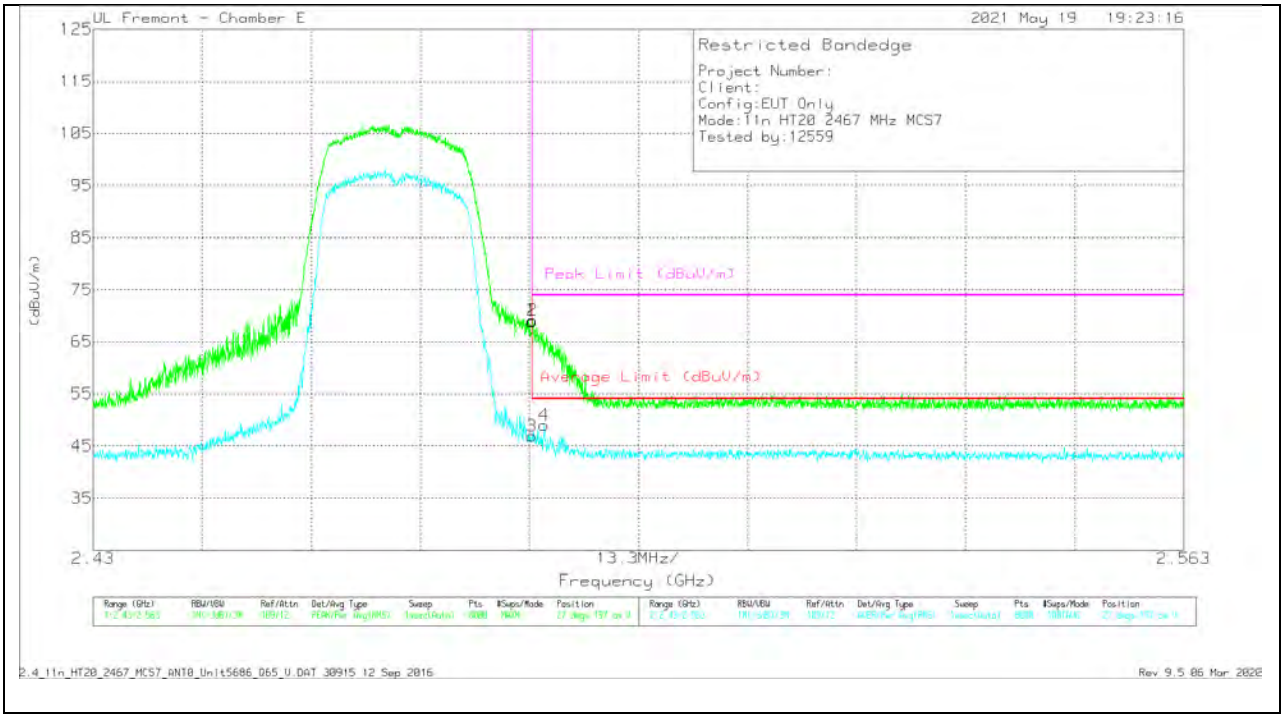

Marker	Frequency (GHz)	Meter Reading (dBuV)	Det	AF PRE0078107 (dB/m)	Amp/Cbl/Fltr/Pad (dB)	DC Corr (dB)	Corrected Reading (dBuV/m)	Average Limit (dBuV/m)	Margin (dB)	Peak Limit (dBuV/m)	PK Margin (dB)	Azimuth (Degs)	Height (cm)	Polarity
1	* 2.48351	54.09	Pk	32.6	-17.7	0	68.99	-	-	74	-5.01	27	197	V
2	* 2.48356	54.22	Pk	32.6	-17.7	0	69.12	-	-	74	-4.88	27	197	V
3	* 2.48351	31.59	RMS	32.6	-17.7	.4	46.89	54	-7.11	-	-	27	197	V
4	* 2.485	33.7	RMS	32.6	-17.7	.4	49	54	-5	-	-	27	197	V

* - indicates frequency in CFR47 Pt 15 / IC RSS-Restricted Band
Pk - Peak detector
RMS - RMS detection

UL VERIFICATION SERVICES INC.
47173 Benicia Street, Fremont, CA 94538; USA TEL:(510) 319-4000 FAX:(510) 661-0888
This report shall not be reproduced except in full, without the written approval of UL Verification Services Inc.

BANDEDGE (HIGH CHANNEL, CH 13)

HORIZONTAL RESULT

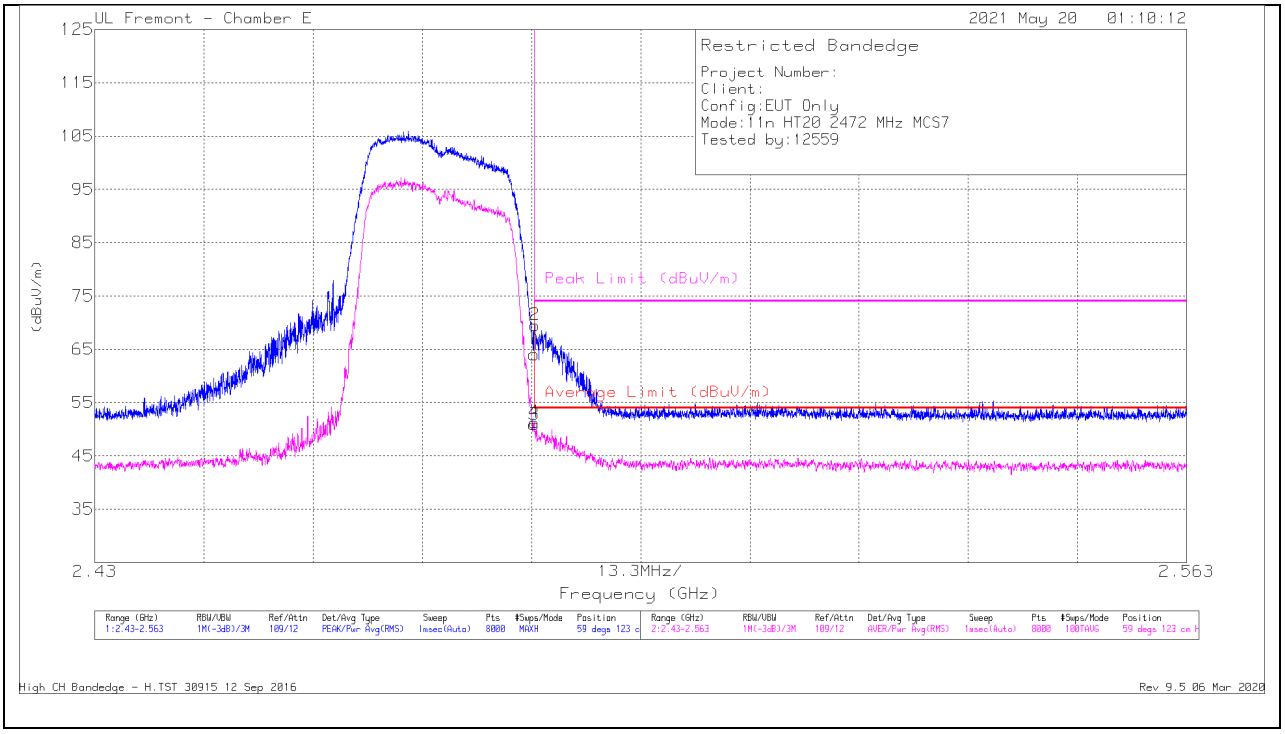

Marker	Frequency (GHz)	Meter Reading (dBuV)	Det	AF PRE0078107 (dB/m)	Amp/Cbl/Fltr/Pad (dB)	DC Corr (dB)	Corrected Reading (dBuV/m)	Average Limit (dBuV/m)	Margin (dB)	Peak Limit (dBuV/m)	PK Margin (dB)	Azimuth (Degs)	Height (cm)	Polarity
1	* 2.48351	49.15	Pk	32.6	-17.7	0	64.05	-	-	74	-9.95	59	123	H
2	* 2.48361	54.64	Pk	32.6	-17.7	0	69.54	-	-	74	-4.46	59	123	H
3	* 2.48351	35.57	RMS	32.6	-17.7	.4	50.87	54	-3.13	-	-	59	123	H
4	* 2.48352	35.97	RMS	32.6	-17.7	.4	51.27	54	-2.73	-	-	59	123	H

* - indicates frequency in CFR47 Pt 15 / IC RSS-Restricted Band
Pk - Peak detector
RMS - RMS detection

UL VERIFICATION SERVICES INC.
47173 Benicia Street, Fremont, CA 94538; USA TEL:(510) 319-4000 FAX:(510) 661-0888
This report shall not be reproduced except in full, without the written approval of UL Verification Services Inc.

VERTICAL RESULT

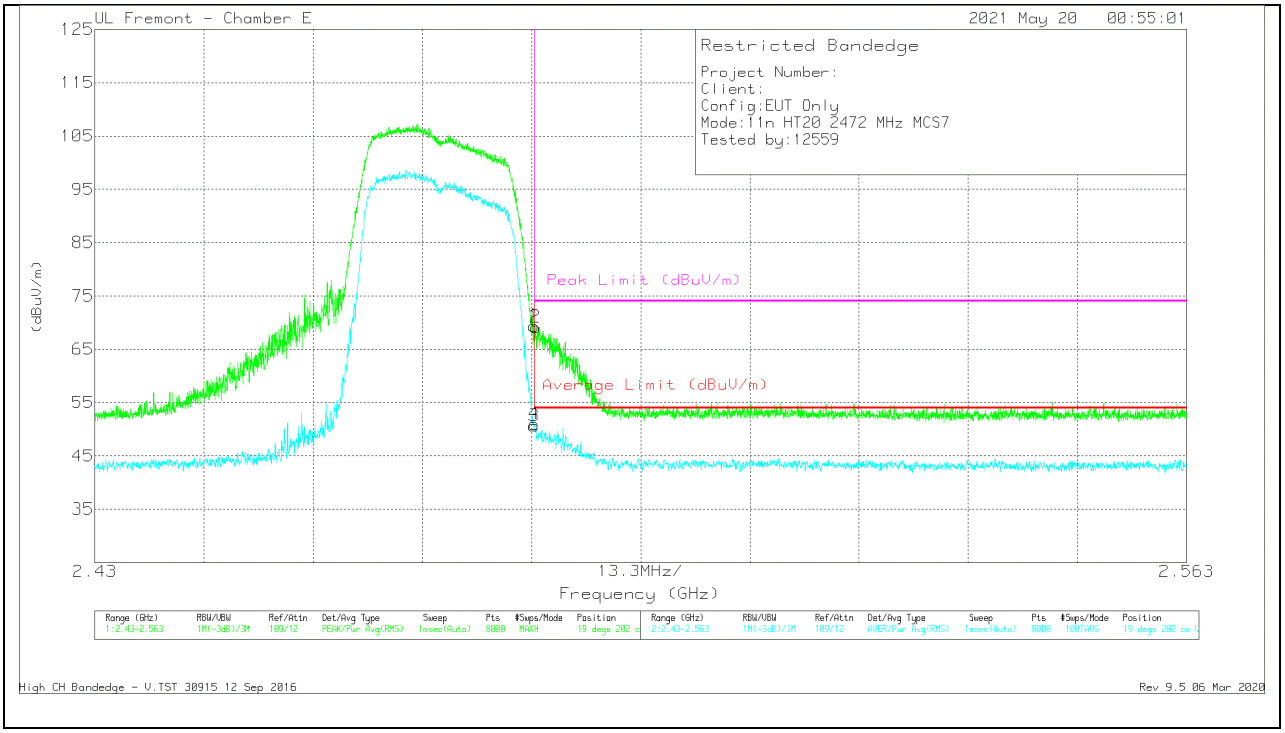

Marker	Frequency (GHz)	Meter Reading (dBuV)	Det	AF PRE0078107 (dB/m)	Amp/Cbl/Fltr/Pad (dB)	DC Corr (dB)	Corrected Reading (dBuV/m)	Average Limit (dBuV/m)	Margin (dB)	Peak Limit (dBuV/m)	PK Margin (dB)	Azimuth (Degs)	Height (cm)	Polarity
1	* 2.48351	54.52	Pk	32.6	-17.7	0	69.42	-	-	74	-4.58	19	202	V
2	* 2.48369	54.26	Pk	32.6	-17.7	0	69.16	-	-	74	-4.84	19	202	V
3	* 2.48351	35.33	RMS	32.6	-17.7	.4	50.63	54	-3.37	-	-	19	202	V
4	* 2.48356	35.68	RMS	32.6	-17.7	.4	50.98	54	-3.02	-	-	19	202	V

* - indicates frequency in CFR47 Pt 15 / IC RSS-Restricted Band
Pk - Peak detector
RMS - RMS detection

UL VERIFICATION SERVICES INC.
47173 Benicia Street, Fremont, CA 94538; USA TEL:(510) 319-4000 FAX:(510) 661-0888
This report shall not be reproduced except in full, without the written approval of UL Verification Services Inc.

1TX ANT 3 MODE

BANDEDGE (LOW CHANNEL, CH 1)

HORIZONTAL RESULT

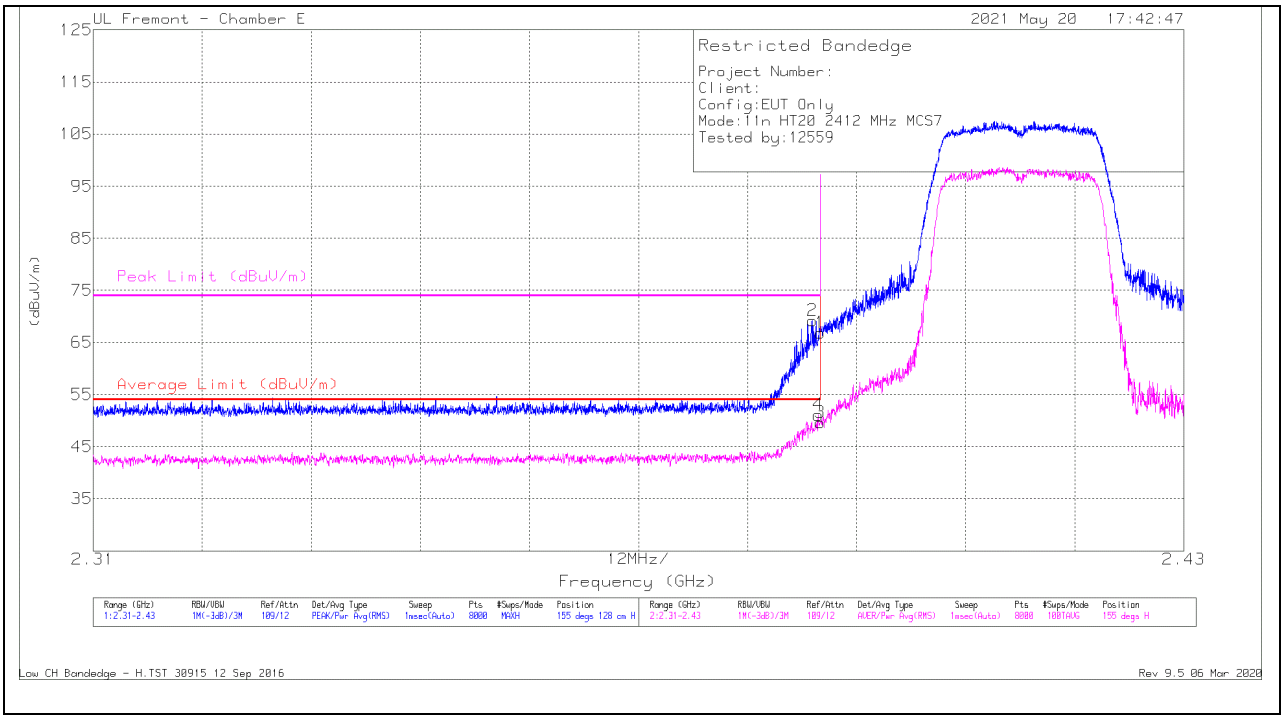

Marker	Frequency (GHz)	Meter Reading (dBuV)	Det	AF PRE0078107 (dB/m)	Amp/Cbl/Fltr/Pad (dB)	DC Corr (dB)	Corrected Reading (dBuV/m)	Average Limit (dBuV/m)	Margin (dB)	Peak Limit (dBuV/m)	PK Margin (dB)	Azimuth (Degs)	Height (cm)	Polarity
1	* 2.38999	52.24	Pk	32.2	-17.6	0	66.84	-	-	74	-7.16	155	128	H
2	* 2.38915	54.63	Pk	32.2	-17.6	0	69.23	-	-	74	-4.77	155	128	H
3	* 2.38999	34.67	RMS	32.2	-17.6	.4	49.67	54	-4.33	-	-	155	128	H
4	* 2.38977	36.07	RMS	32.2	-17.6	.4	51.07	54	-2.93	-	-	155	128	H

* - indicates frequency in CFR47 Pt 15 / IC RSS-Restricted Band
Pk - Peak detector
RMS - RMS detection

UL VERIFICATION SERVICES INC.
47173 Benicia Street, Fremont, CA 94538; USA TEL:(510) 319-4000 FAX:(510) 661-0888
This report shall not be reproduced except in full, without the written approval of UL Verification Services Inc.

VERTICAL RESULT

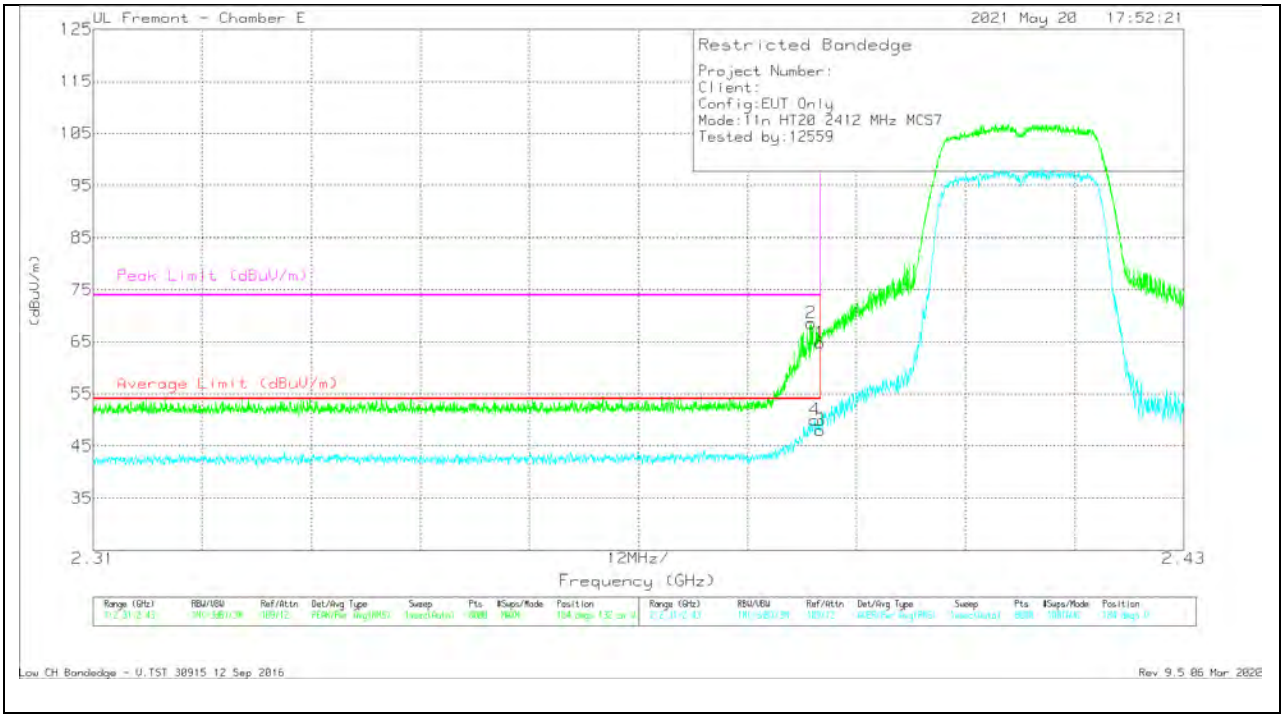

Marker	Frequency (GHz)	Meter Reading (dBuV)	Det	AF PRE0078107 (dB/m)	Amp/Cbl/Fltr/Pad (dB)	DC Corr (dB)	Corrected Reading (dBuV/m)	Average Limit (dBuV/m)	Margin (dB)	Peak Limit (dBuV/m)	PK Margin (dB)	Azimuth (Degs)	Height (cm)	Polarity
1	* 2.38999	50.29	Pk	32.2	-17.6	0	64.89	-	-	74	-9.11	184	132	V
2	* 2.38897	53.93	Pk	32.2	-17.6	0	68.53	-	-	74	-5.47	184	132	V
3	* 2.38999	33.07	RMS	32.2	-17.6	.4	48.07	54	-5.93	-	-	184	132	V
4	* 2.38939	35.04	RMS	32.2	-17.6	.4	50.04	54	-3.96	-	-	184	132	V

* - indicates frequency in CFR47 Pt 15 / IC RSS-Restricted Band
Pk - Peak detector
RMS - RMS detection

UL VERIFICATION SERVICES INC.
47173 Benicia Street, Fremont, CA 94538; USA TEL:(510) 319-4000 FAX:(510) 661-0888
This report shall not be reproduced except in full, without the written approval of UL Verification Services Inc.

BANDEDGE (LOW CHANNEL, CH 2)

HORIZONTAL RESULT

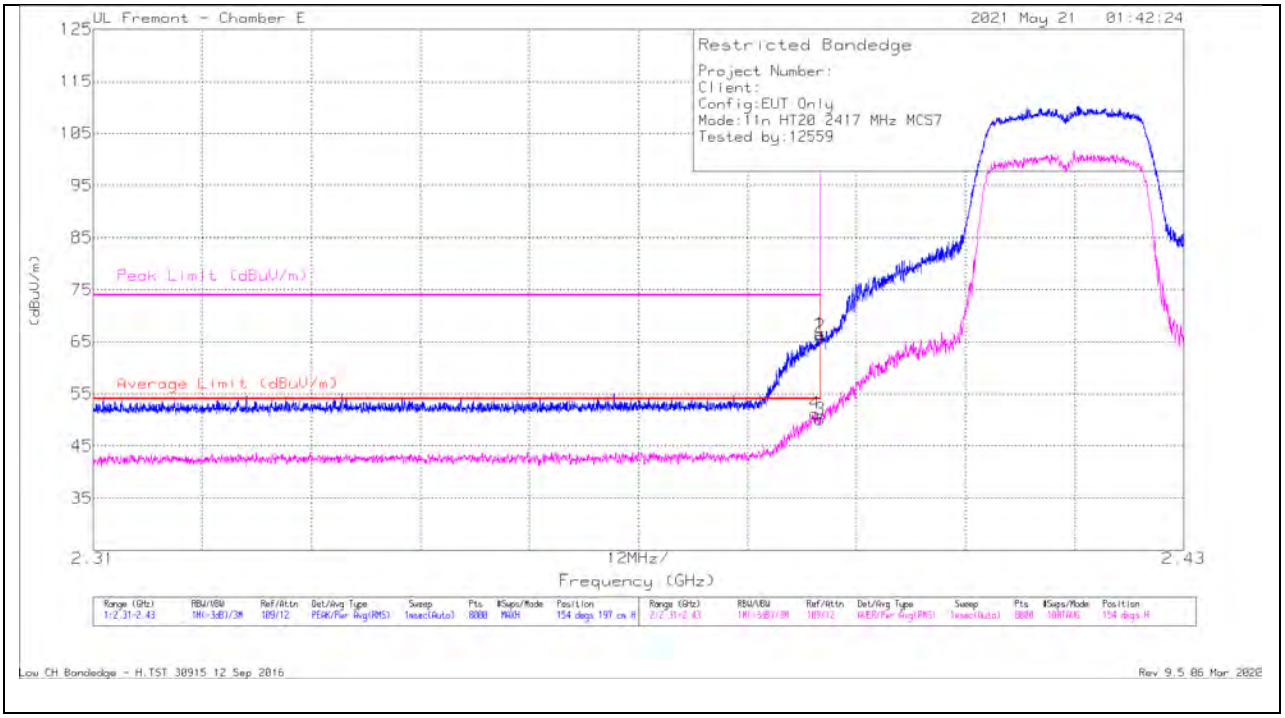

Marker	Frequency (GHz)	Meter Reading (dBuV)	Det	AF PRE0078107 (dB/m)	Amp/Cbl/Fltr/Pad (dB)	DC Corr (dB)	Corrected Reading (dBuV/m)	Average Limit (dBuV/m)	Margin (dB)	Peak Limit (dBuV/m)	PK Margin (dB)	Azimuth (Degs)	Height (cm)	Polarity
1	* 2.38999	51.9	Pk	32.2	-17.6	0	66.5	-	-	74	-7.5	154	197	H
2	* 2.38998	51.42	Pk	32.2	-17.6	0	66.02	-	-	74	-7.98	154	197	H
3	* 2.38999	35.18	RMS	32.2	-17.6	.4	50.18	54	-3.82	-	-	154	197	H
4	* 2.38945	36.3	RMS	32.2	-17.6	.4	51.3	54	-2.7	-	-	154	197	H

* - indicates frequency in CFR47 Pt 15 / IC RSS-Restricted Band
Pk - Peak detector
RMS - RMS detection

UL VERIFICATION SERVICES INC.
47173 Benicia Street, Fremont, CA 94538; USA TEL:(510) 319-4000 FAX:(510) 661-0888
This report shall not be reproduced except in full, without the written approval of UL Verification Services Inc.

VERTICAL RESULT

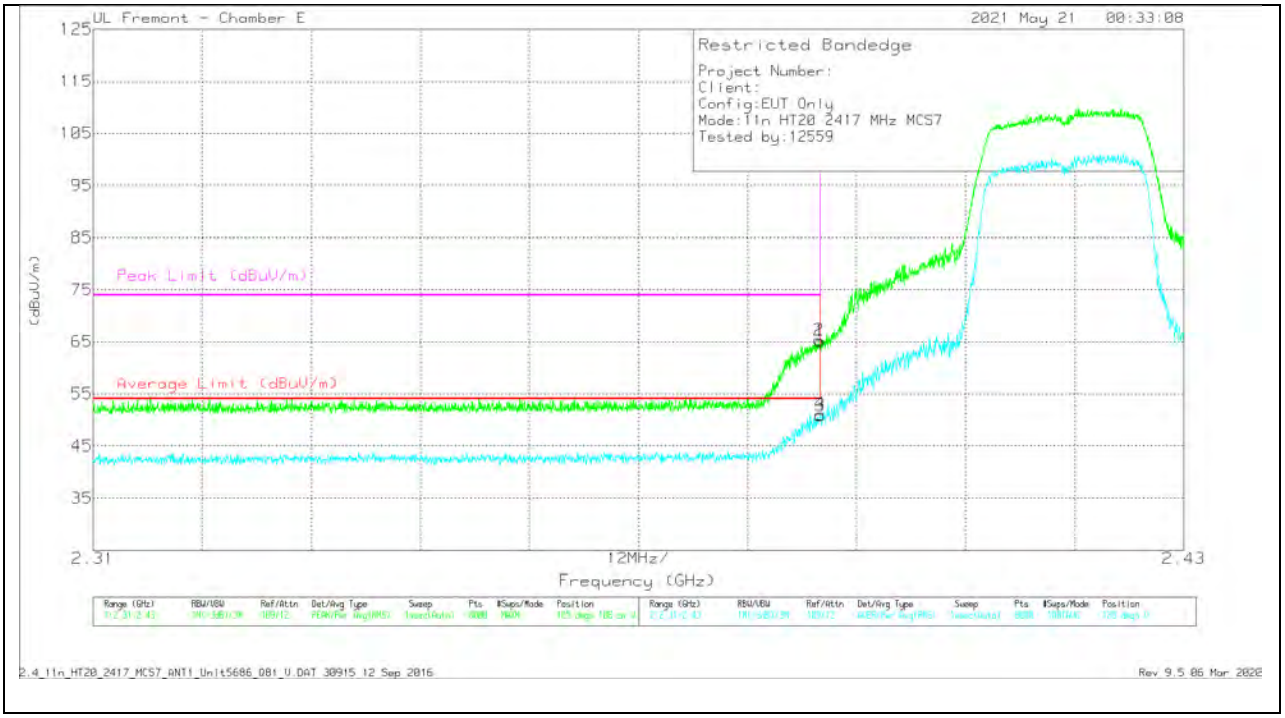

Marker	Frequency (GHz)	Meter Reading (dBuV)	Det	AF PRE0078107 (dB/m)	Amp/Cbl/Fltr/Pad (dB)	DC Corr (dB)	Corrected Reading (dBuV/m)	Average Limit (dBuV/m)	Margin (dB)	Peak Limit (dBuV/m)	PK Margin (dB)	Azimuth (Degs)	Height (cm)	Polarity
1	* 2.38999	50.48	Pk	32.2	-17.6	0	65.08	-	-	74	-8.92	185	108	V
2	* 2.38984	50.7	Pk	32.2	-17.6	0	65.3	-	-	74	-8.7	185	108	V
3	* 2.38999	35.93	RMS	32.2	-17.6	.4	50.93	54	-3.07	-	-	185	108	V
4	* 2.38998	36.07	RMS	32.2	-17.6	.4	51.07	54	-2.93	-	-	185	108	V

* - indicates frequency in CFR47 Pt 15 / IC RSS-Restricted Band
Pk - Peak detector
RMS - RMS detection

UL VERIFICATION SERVICES INC.
47173 Benicia Street, Fremont, CA 94538; USA TEL:(510) 319-4000 FAX:(510) 661-0888
This report shall not be reproduced except in full, without the written approval of UL Verification Services Inc.

BANDEDGE (LOW CHANNEL, CH 3)

HORIZONTAL RESULT

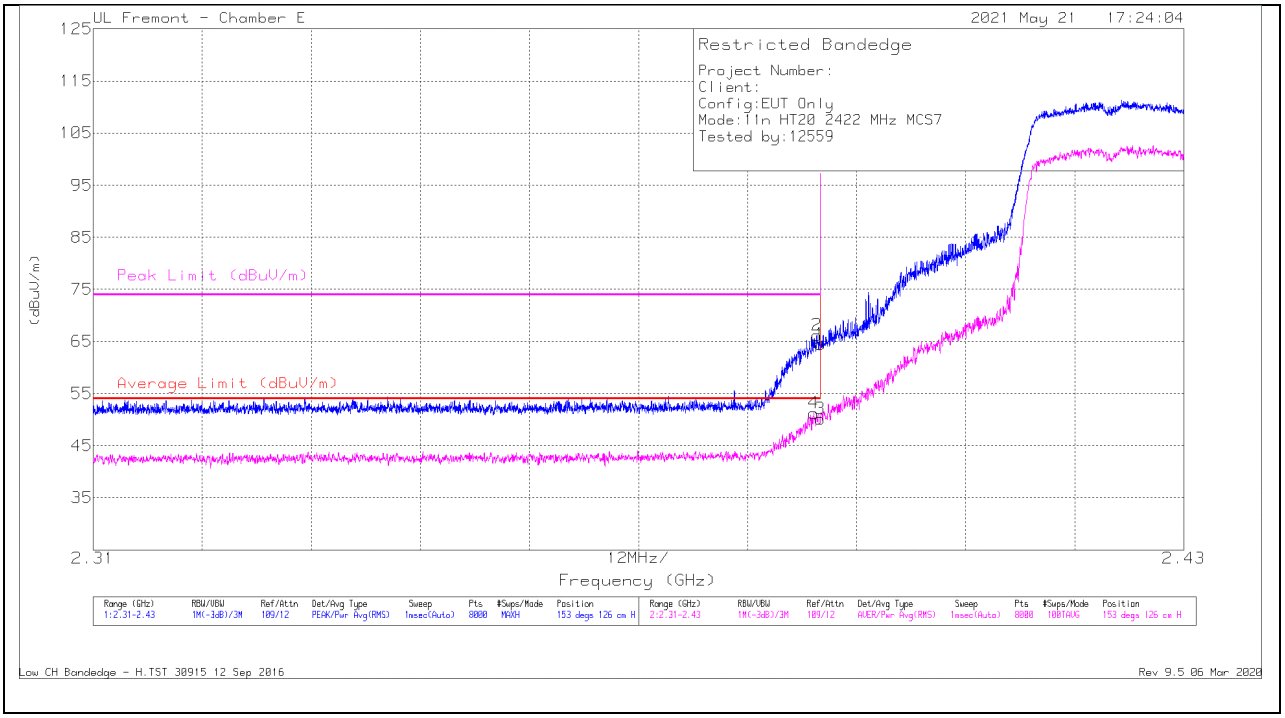

Marker	Frequency (GHz)	Meter Reading (dBuV)	Det	AF PRE0078107 (dB/m)	Amp/Cbl/Fltr/Pad (dB)	DC Corr (dB)	Corrected Reading (dBuV/m)	Average Limit (dBuV/m)	Margin (dB)	Peak Limit (dBuV/m)	PK Margin (dB)	Azimuth (Degs)	Height (cm)	Polarity
1	* 2.38999	49.91	Pk	32.2	-17.6	0	64.51	-	-	74	-9.49	153	126	H
2	* 2.38965	51.58	Pk	32.2	-17.6	0	66.18	-	-	74	-7.82	153	126	H
3	* 2.38999	35.16	RMS	32.2	-17.6	.4	50.16	54	-3.84	-	-	153	126	H
4	* 2.38929	36.21	RMS	32.2	-17.6	.4	51.21	54	-2.79	-	-	153	126	H

* - indicates frequency in CFR47 Pt 15 / IC RSS-Restricted Band
Pk - Peak detector
RMS - RMS detection

UL VERIFICATION SERVICES INC.
47173 Benicia Street, Fremont, CA 94538; USA TEL:(510) 319-4000 FAX:(510) 661-0888
This report shall not be reproduced except in full, without the written approval of UL Verification Services Inc.

VERTICAL RESULT

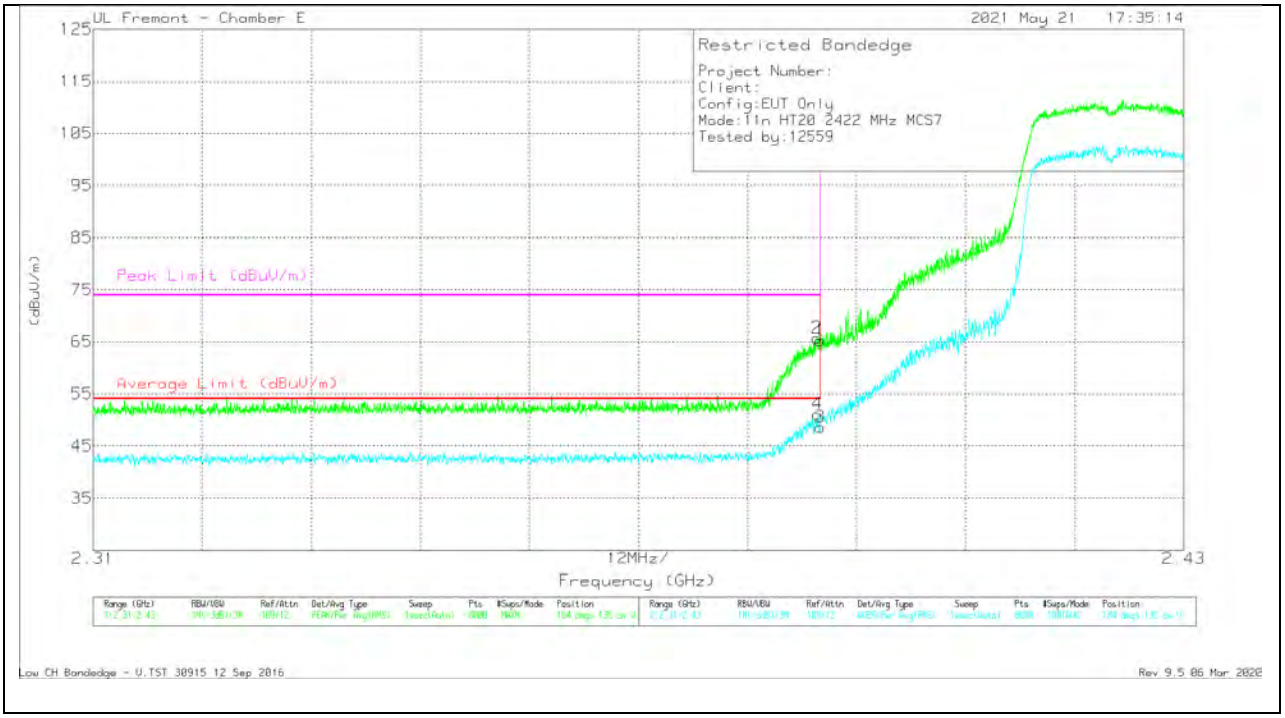

Marker	Frequency (GHz)	Meter Reading (dBuV)	Det	AF PRE0078107 (dB/m)	Amp/Cbl/Fltr/Pad (dB)	DC Corr (dB)	Corrected Reading (dBuV/m)	Average Limit (dBuV/m)	Margin (dB)	Peak Limit (dBuV/m)	PK Margin (dB)	Azimuth (Degs)	Height (cm)	Polarity
1	* 2.38999	50.61	Pk	32.2	-17.6	0	65.21	-	-	74	-8.79	184	135	V
2	* 2.38962	51.15	Pk	32.2	-17.6	0	65.75	-	-	74	-8.25	184	135	V
3	* 2.38999	33.6	RMS	32.2	-17.6	.4	48.6	54	-5.4	-	-	184	135	V
4	* 2.38972	36.09	RMS	32.2	-17.6	.4	51.09	54	-2.91	-	-	184	135	V

* - indicates frequency in CFR47 Pt 15 / IC RSS-Restricted Band
Pk - Peak detector
RMS - RMS detection

UL VERIFICATION SERVICES INC.
47173 Benicia Street, Fremont, CA 94538; USA TEL:(510) 319-4000 FAX:(510) 661-0888
This report shall not be reproduced except in full, without the written approval of UL Verification Services Inc.

BANDEDGE (HIGH CHANNEL, CH 9)

HORIZONTAL RESULT

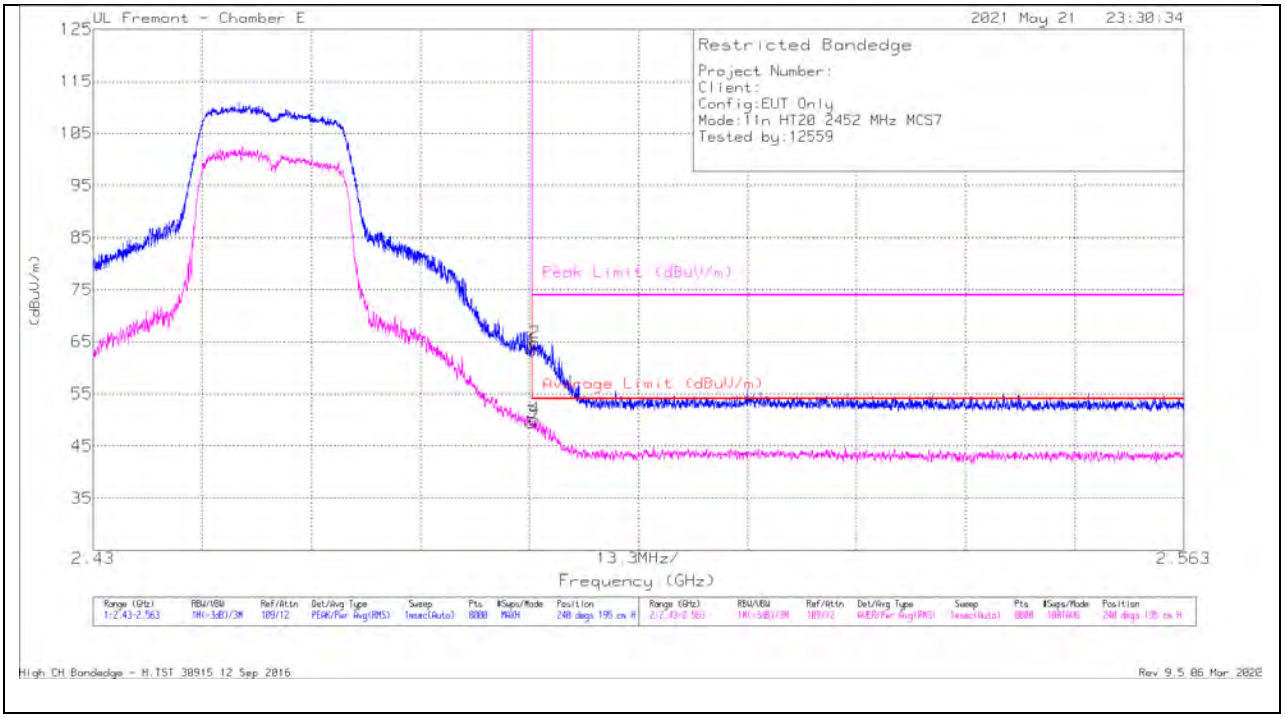

Marker	Frequency (GHz)	Meter Reading (dBuV)	Det	AF PRE0078107 (dB/m)	Amp/Cbl/Fltr/Pad (dB)	DC Corr (dB)	Corrected Reading (dBuV/m)	Average Limit (dBuV/m)	Margin (dB)	Peak Limit (dBuV/m)	PK Margin (dB)	Azimuth (Degs)	Height (cm)	Polarity
1	* 2.48351	48.49	Pk	32.6	-17.7	0	63.39	-	-	74	-10.61	240	195	H
2	* 2.48389	49.99	Pk	32.6	-17.7	0	64.89	-	-	74	-9.11	240	195	H
3	* 2.48351	34.22	RMS	32.6	-17.7	.4	49.52	54	-4.48	-	-	240	195	H
4	* 2.48392	34.79	RMS	32.6	-17.7	.4	50.09	54	-3.91	-	-	240	195	H

* - indicates frequency in CFR47 Pt 15 / IC RSS-Restricted Band
Pk - Peak detector
RMS - RMS detection

UL VERIFICATION SERVICES INC.
47173 Benicia Street, Fremont, CA 94538; USA TEL:(510) 319-4000 FAX:(510) 661-0888
This report shall not be reproduced except in full, without the written approval of UL Verification Services Inc.

VERTICAL RESULT

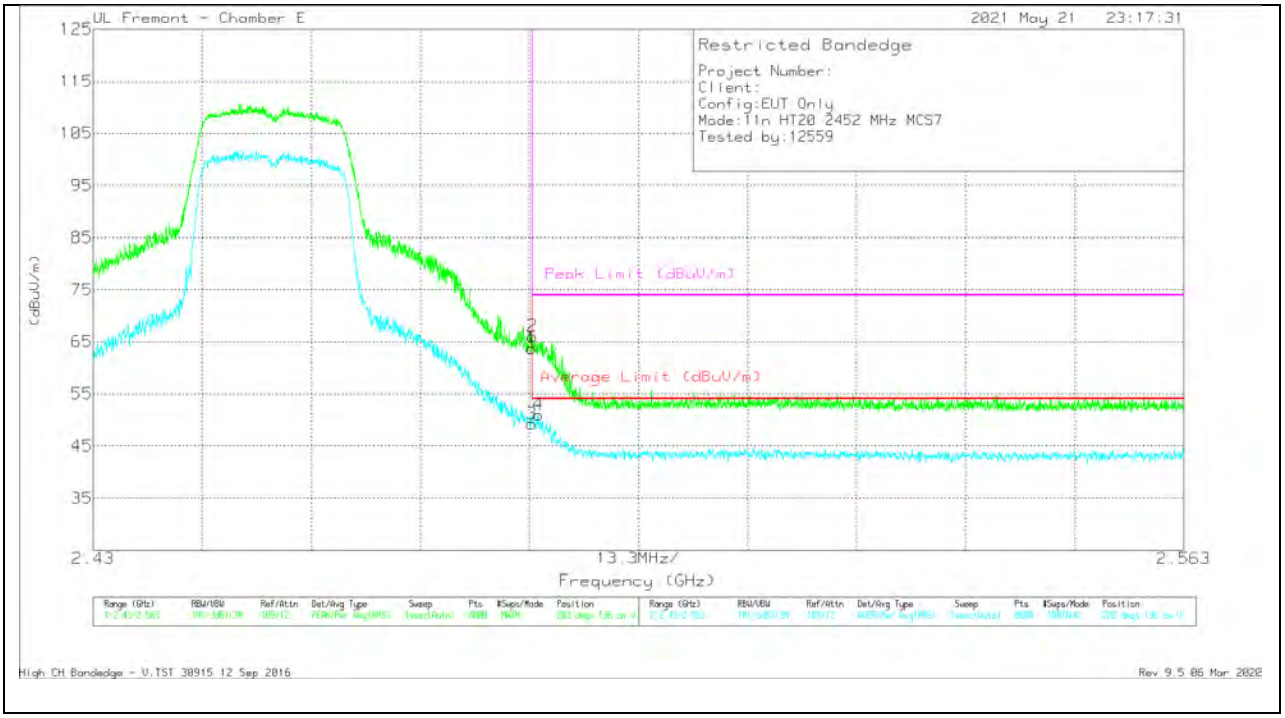

Marker	Frequency (GHz)	Meter Reading (dBuV)	Det	AF PRE0078107 (dB/m)	Amp/Cbl/Fltr/Pad (dB)	DC Corr (dB)	Corrected Reading (dBuV/m)	Average Limit (dBuV/m)	Margin (dB)	Peak Limit (dBuV/m)	PK Margin (dB)	Azimuth (Degs)	Height (cm)	Polarity
1	* 2.48351	48.79	Pk	32.6	-17.7	0	63.69	-	-	74	-10.31	202	136	V
2	* 2.48359	51.2	Pk	32.6	-17.7	0	66.1	-	-	74	-7.9	202	136	V
3	* 2.48351	33.95	RMS	32.6	-17.7	.4	49.25	54	-4.75	-	-	202	136	V
4	* 2.48425	35.76	RMS	32.6	-17.7	.4	51.06	54	-2.94	-	-	202	136	V

* - indicates frequency in CFR47 Pt 15 / IC RSS-Restricted Band
Pk - Peak detector
RMS - RMS detection

UL VERIFICATION SERVICES INC.
47173 Benicia Street, Fremont, CA 94538; USA TEL:(510) 319-4000 FAX:(510) 661-0888
This report shall not be reproduced except in full, without the written approval of UL Verification Services Inc.

BANDEDGE (HIGH CHANNEL, CH 10)

HORIZONTAL RESULT

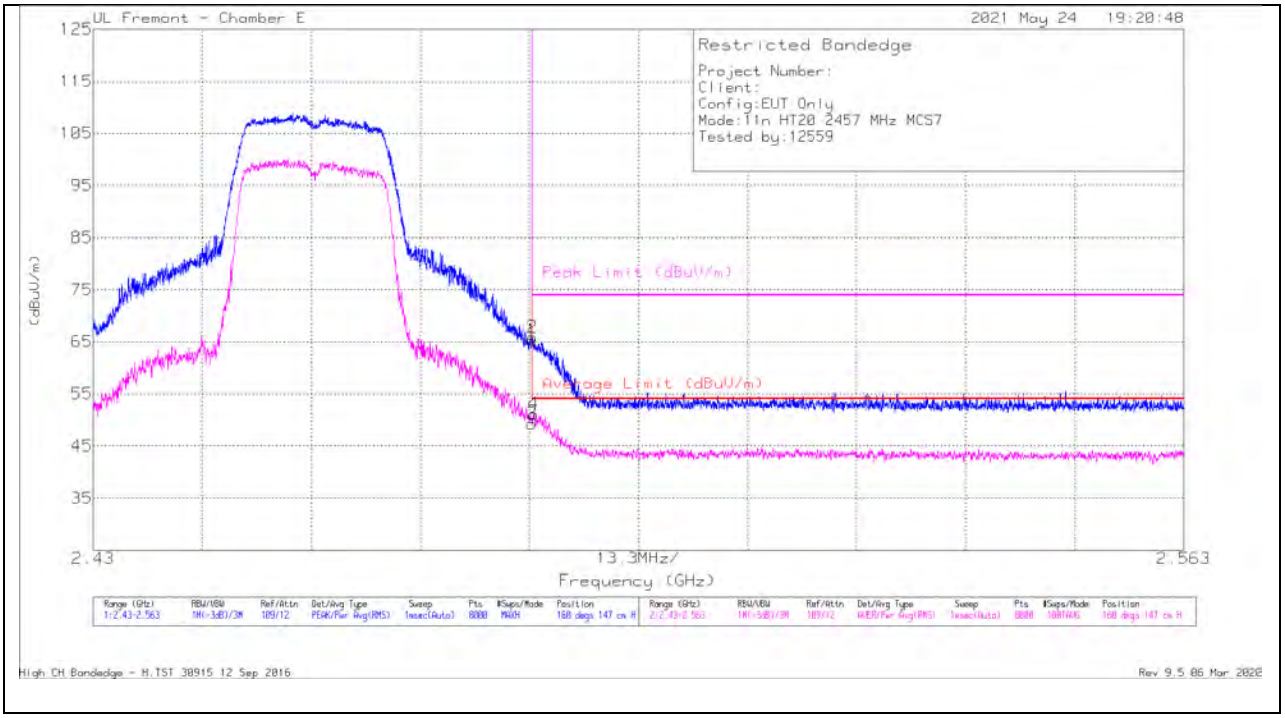

Marker	Frequency (GHz)	Meter Reading (dBuV)	Det	AF PRE0078107 (dB/m)	Amp/Cbl/Fltr/Pad (dB)	DC Corr (dB)	Corrected Reading (dBuV/m)	Average Limit (dBuV/m)	Margin (dB)	Peak Limit (dBuV/m)	PK Margin (dB)	Azimuth (Degs)	Height (cm)	Polarity
1	* 2.48351	50.46	Pk	32.6	-17.7	0	65.36	-	-	74	-8.64	160	147	H
2	* 2.48359	50.92	Pk	32.6	-17.7	0	65.82	-	-	74	-8.18	160	147	H
3	* 2.48351	33.92	RMS	32.6	-17.7	.4	49.22	54	-4.78	-	-	160	147	H
4	* 2.48371	35.8	RMS	32.6	-17.7	.4	51.1	54	-2.9	-	-	160	147	H

* - indicates frequency in CFR47 Pt 15 / IC RSS-Restricted Band
Pk - Peak detector
RMS - RMS detection

UL VERIFICATION SERVICES INC.
47173 Benicia Street, Fremont, CA 94538; USA TEL:(510) 319-4000 FAX:(510) 661-0888
This report shall not be reproduced except in full, without the written approval of UL Verification Services Inc.

VERTICAL RESULT

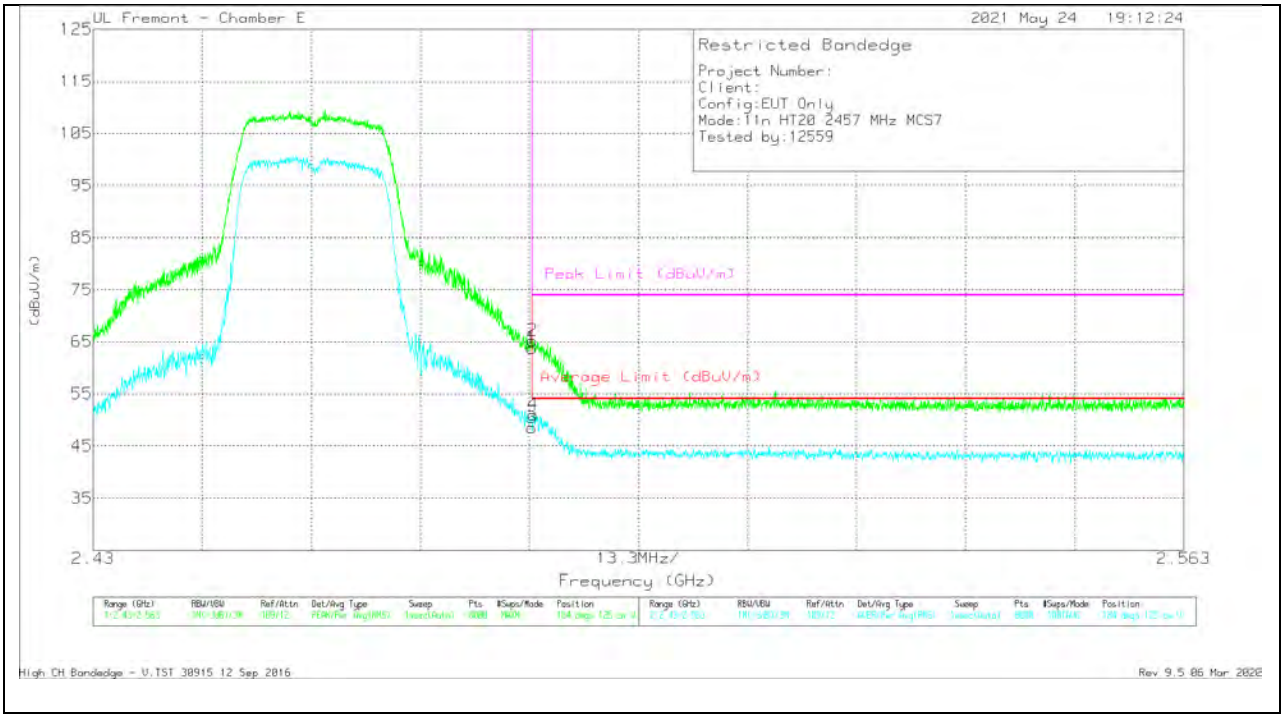

Marker	Frequency (GHz)	Meter Reading (dBuV)	Det	AF PRE0078107 (dB/m)	Amp/Cbl /Fltr/Pad (dB)	DC Corr (dB)	Corrected Reading (dBuV/m)	Average Limit (dBuV/m)	Margin (dB)	Peak Limit (dBuV/m)	PK Margin (dB)	Azimuth (Degs)	Height (cm)	Polarity
1	* 2.48351	48.83	Pk	32.6	-17.7	0	63.73	-	-	74	-10.27	184	125	V
2	* 2.48354	50.37	Pk	32.6	-17.7	0	65.27	-	-	74	-8.73	184	125	V
3	* 2.48351	33.2	RMS	32.6	-17.7	.4	48.5	54	-5.5	-	-	184	125	V
4	* 2.48364	35.72	RMS	32.6	-17.7	.4	51.02	54	-2.98	-	-	184	125	V

* - indicates frequency in CFR47 Pt 15 / IC RSS-Restricted Band
Pk - Peak detector
RMS - RMS detection

UL VERIFICATION SERVICES INC.
47173 Benicia Street, Fremont, CA 94538; USA TEL:(510) 319-4000 FAX:(510) 661-0888
This report shall not be reproduced except in full, without the written approval of UL Verification Services Inc.

BANDEDGE (HIGH CHANNEL, CH 11)

HORIZONTAL RESULT

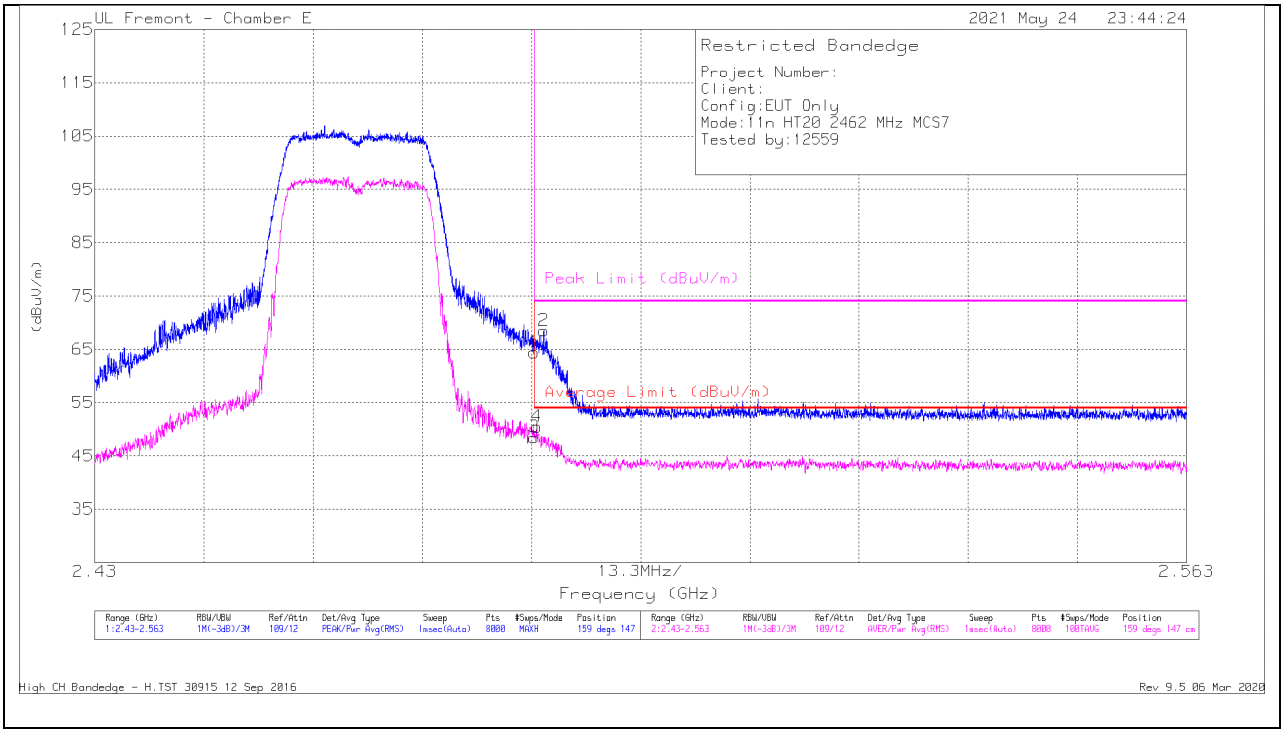

Marker	Frequency (GHz)	Meter Reading (dBuV)	Det	AF PRE0078107 (dB/m)	Amp/Cbl/Fltr/Pad (dB)	DC Corr (dB)	Corrected Reading (dBuV/m)	Average Limit (dBuV/m)	Margin (dB)	Peak Limit (dBuV/m)	PK Margin (dB)	Azimuth (Degs)	Height (cm)	Polarity
1	* 2.48351	49.53	Pk	32.6	-17.7	0	64.43	-	-	74	-9.57	159	147	H
2	* 2.48469	53.58	Pk	32.6	-17.7	0	68.48	-	-	74	-5.52	159	147	H
3	* 2.48351	33.21	RMS	32.6	-17.7	.4	48.51	54	-5.49	-	-	159	147	H
4	* 2.48384	35.19	RMS	32.6	-17.7	.4	50.49	54	-3.51	-	-	159	147	H

* - indicates frequency in CFR47 Pt 15 / IC RSS-Restricted Band
Pk - Peak detector
RMS - RMS detection

UL VERIFICATION SERVICES INC.
47173 Benicia Street, Fremont, CA 94538; USA TEL:(510) 319-4000 FAX:(510) 661-0888
This report shall not be reproduced except in full, without the written approval of UL Verification Services Inc.

VERTICAL RESULT

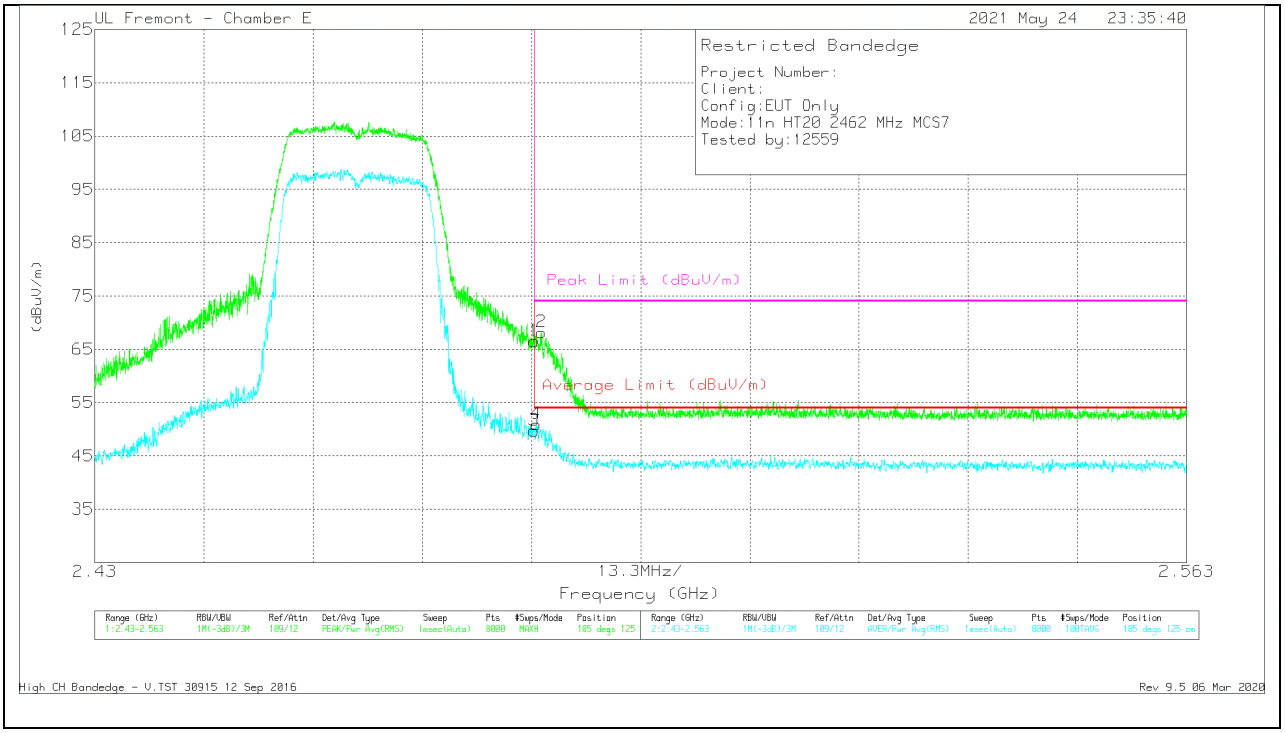

Marker	Frequency (GHz)	Meter Reading (dBuV)	Det	AF PRE0078107 (dB/m)	Amp/Cbl/Fltr/Pad (dB)	DC Corr (dB)	Corrected Reading (dBuV/m)	Average Limit (dBuV/m)	Margin (dB)	Peak Limit (dBuV/m)	PK Margin (dB)	Azimuth (Degs)	Height (cm)	Polarity
1	* 2.48351	51.61	Pk	32.6	-17.7	0	66.51	-	-	74	-7.49	185	125	V
2	* 2.48444	53.29	Pk	32.6	-17.7	0	68.19	-	-	74	-5.81	185	125	V
3	* 2.48351	34.46	RMS	32.6	-17.7	.4	49.76	54	-4.24	-	-	185	125	V
4	* 2.48376	35.66	RMS	32.6	-17.7	.4	50.96	54	-3.04	-	-	185	125	V

* - indicates frequency in CFR47 Pt 15 / IC RSS-Restricted Band
Pk - Peak detector
RMS - RMS detection

UL VERIFICATION SERVICES INC.
47173 Benicia Street, Fremont, CA 94538; USA TEL:(510) 319-4000 FAX:(510) 661-0888
This report shall not be reproduced except in full, without the written approval of UL Verification Services Inc.

BANDEDGE (HIGH CHANNEL, CH 12)

HORIZONTAL RESULT

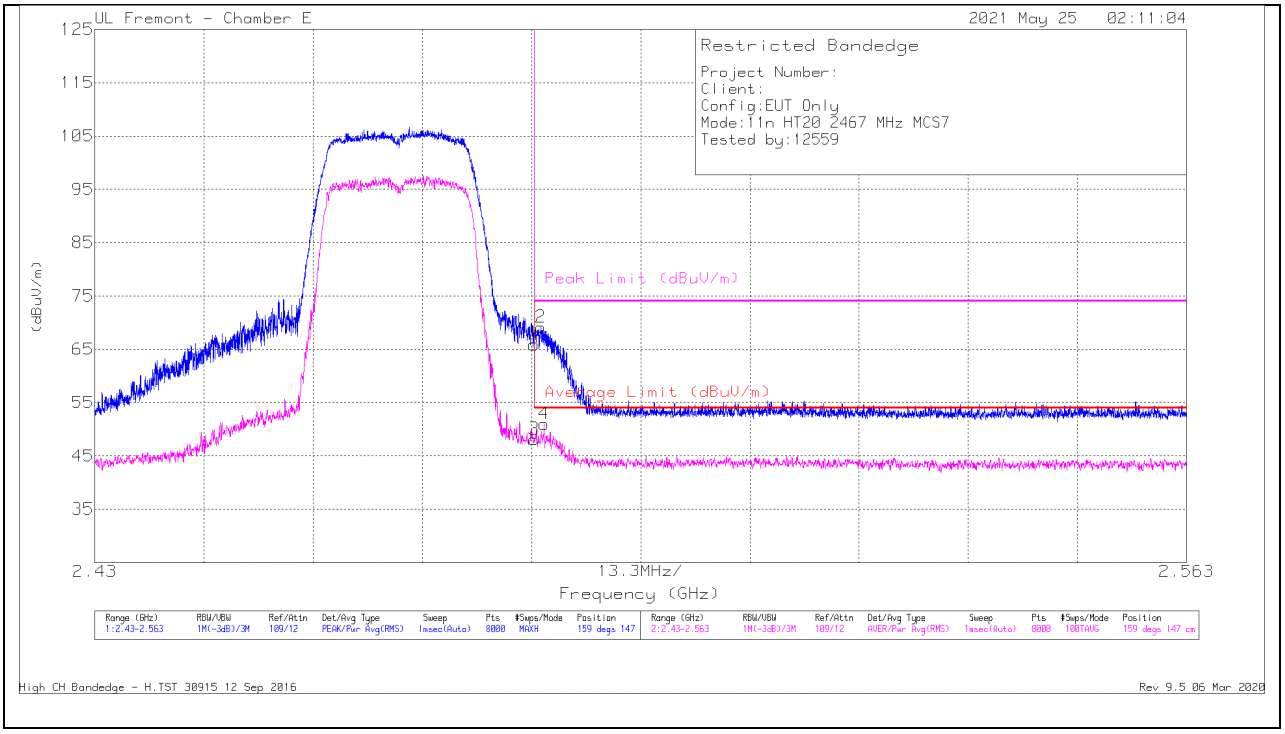

Marker	Frequency (GHz)	Meter Reading (dBuV)	Det	AF PRE0078107 (dB/m)	Amp/Cbl/Fltr/Pad (dB)	DC Corr (dB)	Corrected Reading (dBuV/m)	Average Limit (dBuV/m)	Margin (dB)	Peak Limit (dBuV/m)	PK Margin (dB)	Azimuth (Degs)	Height (cm)	Polarity
1	* 2.48351	50.99	Pk	32.6	-17.7	0	65.89	-	-	74	-8.11	159	147	H
2	* 2.4843	54.22	Pk	32.6	-17.7	0	69.12	-	-	74	-4.88	159	147	H
3	* 2.48351	32.8	RMS	32.6	-17.7	.4	48.1	54	-5.9	-	-	159	147	H
4	* 2.48472	35.67	RMS	32.6	-17.7	.4	50.97	54	-3.03	-	-	159	147	H

* - indicates frequency in CFR47 Pt 15 / IC RSS-Restricted Band
Pk - Peak detector
RMS - RMS detection

UL VERIFICATION SERVICES INC.
47173 Benicia Street, Fremont, CA 94538; USA TEL:(510) 319-4000 FAX:(510) 661-0888
This report shall not be reproduced except in full, without the written approval of UL Verification Services Inc.

VERTICAL RESULT

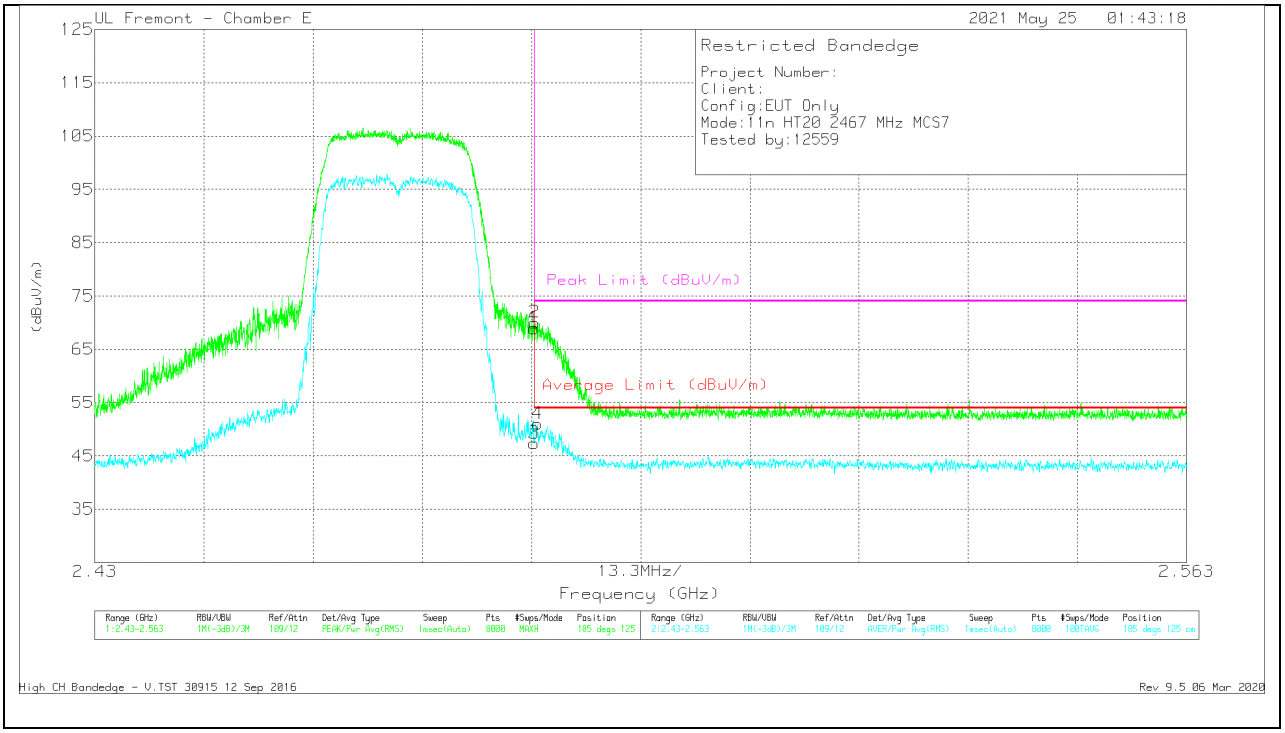

Marker	Frequency (GHz)	Meter Reading (dBuV)	Det	AF PRE0078107 (dB/m)	Amp/Cbl/Fltr/Pad (dB)	DC Corr (dB)	Corrected Reading (dBuV/m)	Average Limit (dBuV/m)	Margin (dB)	Peak Limit (dBuV/m)	PK Margin (dB)	Azimuth (Degs)	Height (cm)	Polarity
1	* 2.48351	54.04	Pk	32.6	-17.7	0	68.94	-	-	74	-5.06	185	125	V
2	* 2.48357	55.12	Pk	32.6	-17.7	0	70.02	-	-	74	-3.98	185	125	V
3	* 2.48351	32.09	RMS	32.6	-17.7	.4	47.39	54	-6.61	-	-	185	125	V
4	* 2.48394	35.74	RMS	32.6	-17.7	.4	51.04	54	-2.96	-	-	185	125	V

* - indicates frequency in CFR47 Pt 15 / IC RSS-Restricted Band
Pk - Peak detector
RMS - RMS detection

UL VERIFICATION SERVICES INC.
47173 Benicia Street, Fremont, CA 94538; USA TEL:(510) 319-4000 FAX:(510) 661-0888
This report shall not be reproduced except in full, without the written approval of UL Verification Services Inc.

BANDEDGE (HIGH CHANNEL, CH 13)

HORIZONTAL RESULT

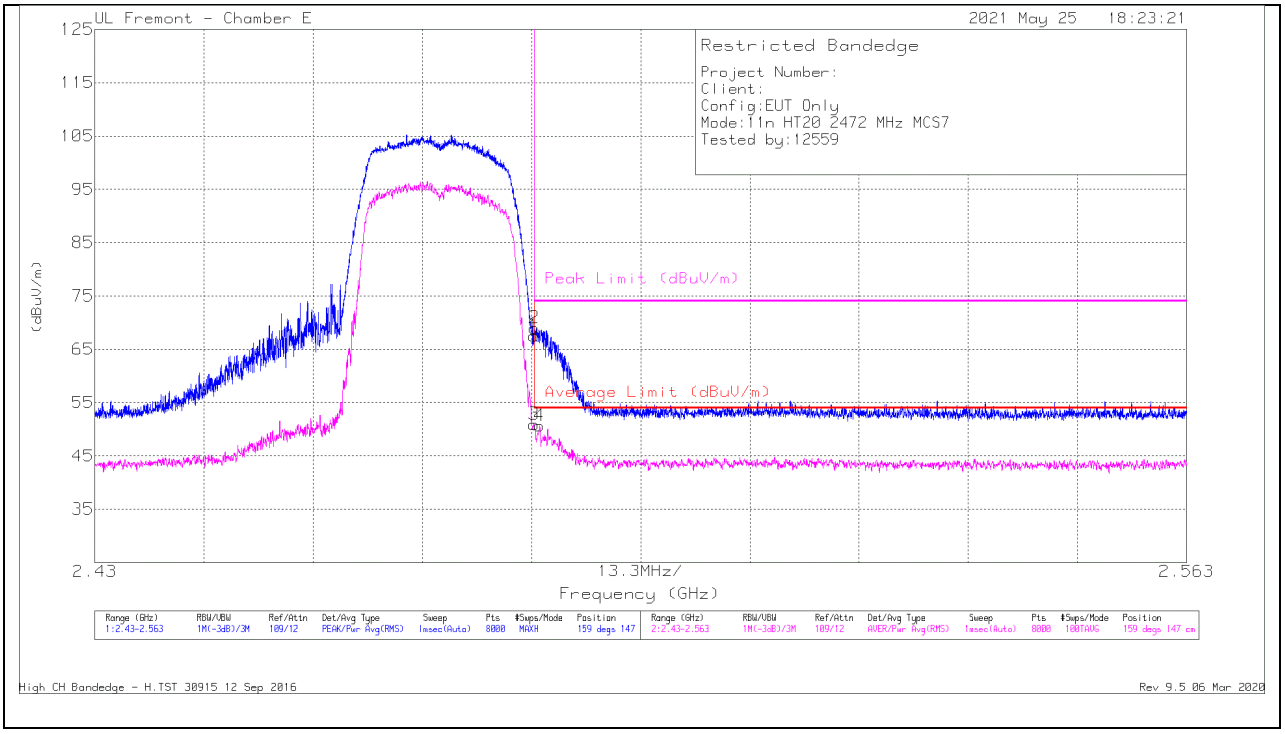

Marker	Frequency (GHz)	Meter Reading (dBuV)	Det	AF PRE0078107 (dB/m)	Amp/Cbl/Fltr/Pad (dB)	DC Corr (dB)	Corrected Reading (dBuV/m)	Average Limit (dBuV/m)	Margin (dB)	Peak Limit (dBuV/m)	PK Margin (dB)	Azimuth (Degs)	Height (cm)	Polarity
1	* 2.48351	52.63	Pk	32.6	-17.7	0	67.53	-	-	74	-6.47	159	147	H
2	* 2.48354	54.1	Pk	32.6	-17.7	0	69	-	-	74	-5	159	147	H
3	* 2.48351	35.63	RMS	32.6	-17.7	.4	50.93	54	-3.07	-	-	159	147	H
4	* 2.48419	35.34	RMS	32.6	-17.7	.4	50.64	54	-3.36	-	-	159	147	H

* - indicates frequency in CFR47 Pt 15 / IC RSS-Restricted Band
Pk - Peak detector
RMS - RMS detection

UL VERIFICATION SERVICES INC.
47173 Benicia Street, Fremont, CA 94538; USA TEL:(510) 319-4000 FAX:(510) 661-0888
This report shall not be reproduced except in full, without the written approval of UL Verification Services Inc.

VERTICAL RESULT

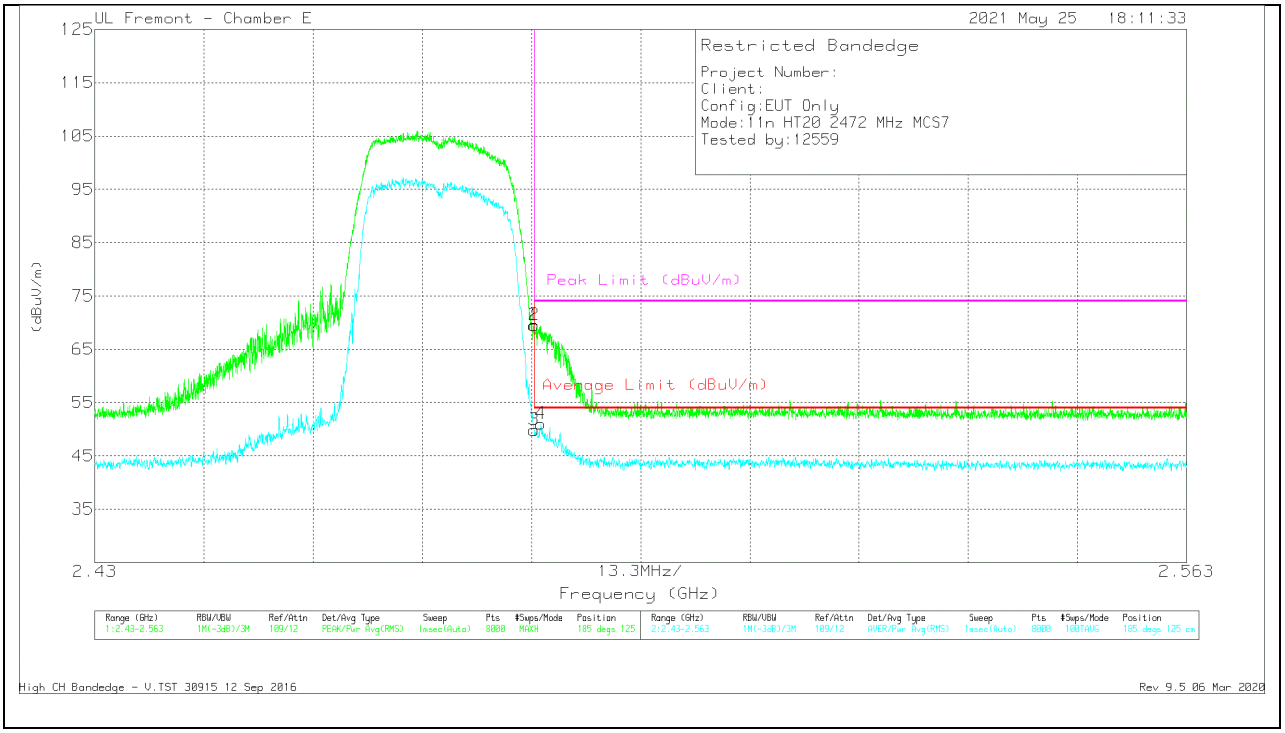

Marker	Frequency (GHz)	Meter Reading (dBuV)	Det	AF PRE0078107 (dB/m)	Amp/Cbl/Fltr/Pad (dB)	DC Corr (dB)	Corrected Reading (dBuV/m)	Average Limit (dBuV/m)	Margin (dB)	Peak Limit (dBuV/m)	PK Margin (dB)	Azimuth (Degs)	Height (cm)	Polarity
1	* 2.48351	54.55	Pk	32.6	-17.7	0	69.45	-	-	74	-4.55	185	125	V
2	* 2.48356	54.66	Pk	32.6	-17.7	0	69.56	-	-	74	-4.44	185	125	V
3	* 2.48351	34.58	RMS	32.6	-17.7	.4	49.88	54	-4.12	-	-	185	125	V
4	* 2.48432	35.74	RMS	32.6	-17.7	.4	51.04	54	-2.96	-	-	185	125	V

* - indicates frequency in CFR47 Pt 15 / IC RSS-Restricted Band
Pk - Peak detector
RMS - RMS detection

UL VERIFICATION SERVICES INC.
47173 Benicia Street, Fremont, CA 94538; USA TEL:(510) 319-4000 FAX:(510) 661-0888
This report shall not be reproduced except in full, without the written approval of UL Verification Services Inc.

10.1.3. 802.11n 2TX ANT 4 + ANT 3 CDD MODE

BANDEDGE (LOW CHANNEL, CH 1)

HORIZONTAL RESULT

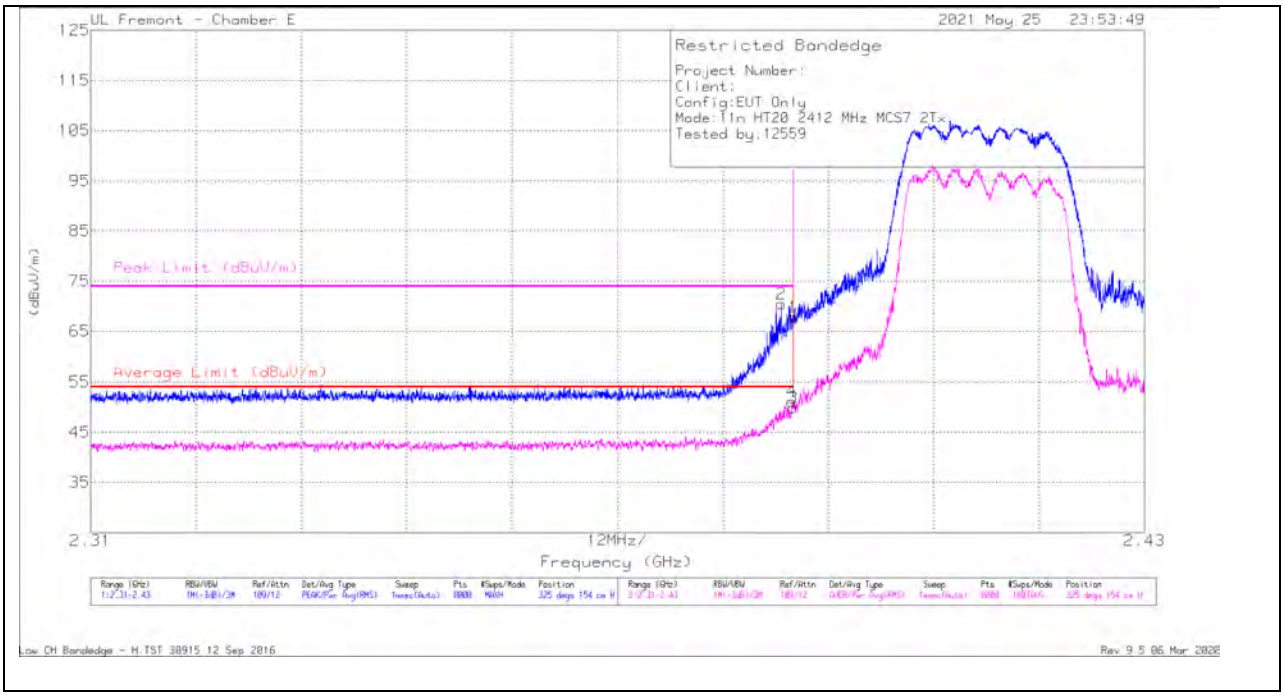

Marker	Frequency (GHz)	Meter Reading (dBuV)	Det	AF PRE0078107 (dB/m)	Amp/Cbl/Fltr/Pad (dB)	DC Corr (dB)	Corrected Reading (dBuV/m)	Average Limit (dBuV/m)	Margin (dB)	Peak Limit (dBuV/m)	PK Margin (dB)	Azimuth (Degs)	Height (cm)	Polarity
1	* 2.38999	53.26	Pk	32.2	-17.6	0	67.86	-	-	74	-6.14	325	154	H
2	* 2.38864	55.88	Pk	32.2	-17.6	0	70.48	-	-	74	-3.52	325	154	H
3	* 2.38999	35.18	RMS	32.2	-17.6	.37	50.15	54	-3.85	-	-	325	154	H
4	* 2.38987	36.35	RMS	32.2	-17.6	.37	51.32	54	-2.68	-	-	325	154	H

* - indicates frequency in CFR47 Pt 15 / IC RSS-Restricted Band
Pk - Peak detector
RMS - RMS detection

UL VERIFICATION SERVICES INC.
47173 Benicia Street, Fremont, CA 94538; USA TEL:(510) 319-4000 FAX:(510) 661-0888
This report shall not be reproduced except in full, without the written approval of UL Verification Services Inc.

VERTICAL RESULT

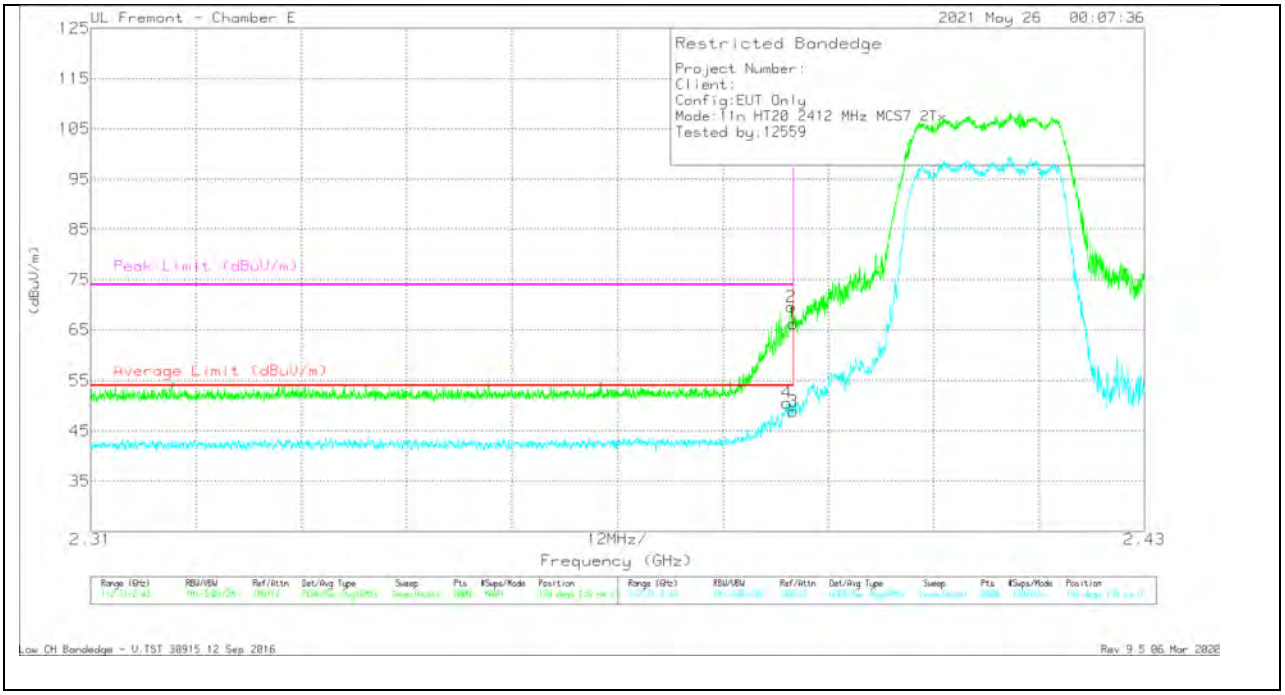

Marker	Frequency (GHz)	Meter Reading (dBuV)	Det	AF PRE0078107 (dB/m)	Amp/Cbl/Fltr/Pad (dB)	DC Corr (dB)	Corrected Reading (dBuV/m)	Average Limit (dBuV/m)	Margin (dB)	Peak Limit (dBuV/m)	PK Margin (dB)	Azimuth (Degs)	Height (cm)	Polarity
1	* 2.38999	51.67	Pk	32.2	-17.6	0	66.27	-	-	74	-7.73	194	139	V
2	* 2.38975	55	Pk	32.2	-17.6	0	69.6	-	-	74	-4.4	194	139	V
3	* 2.38999	34.19	RMS	32.2	-17.6	.37	49.16	54	-4.84	-	-	194	139	V
4	* 2.38927	35.82	RMS	32.2	-17.6	.37	50.79	54	-3.21	-	-	194	139	V

* - indicates frequency in CFR47 Pt 15 / IC RSS-Restricted Band
Pk - Peak detector
RMS - RMS detection

UL VERIFICATION SERVICES INC.
47173 Benicia Street, Fremont, CA 94538; USA TEL:(510) 319-4000 FAX:(510) 661-0888
This report shall not be reproduced except in full, without the written approval of UL Verification Services Inc.

BANDEDGE (LOW CHANNEL, CH 2)

HORIZONTAL RESULT

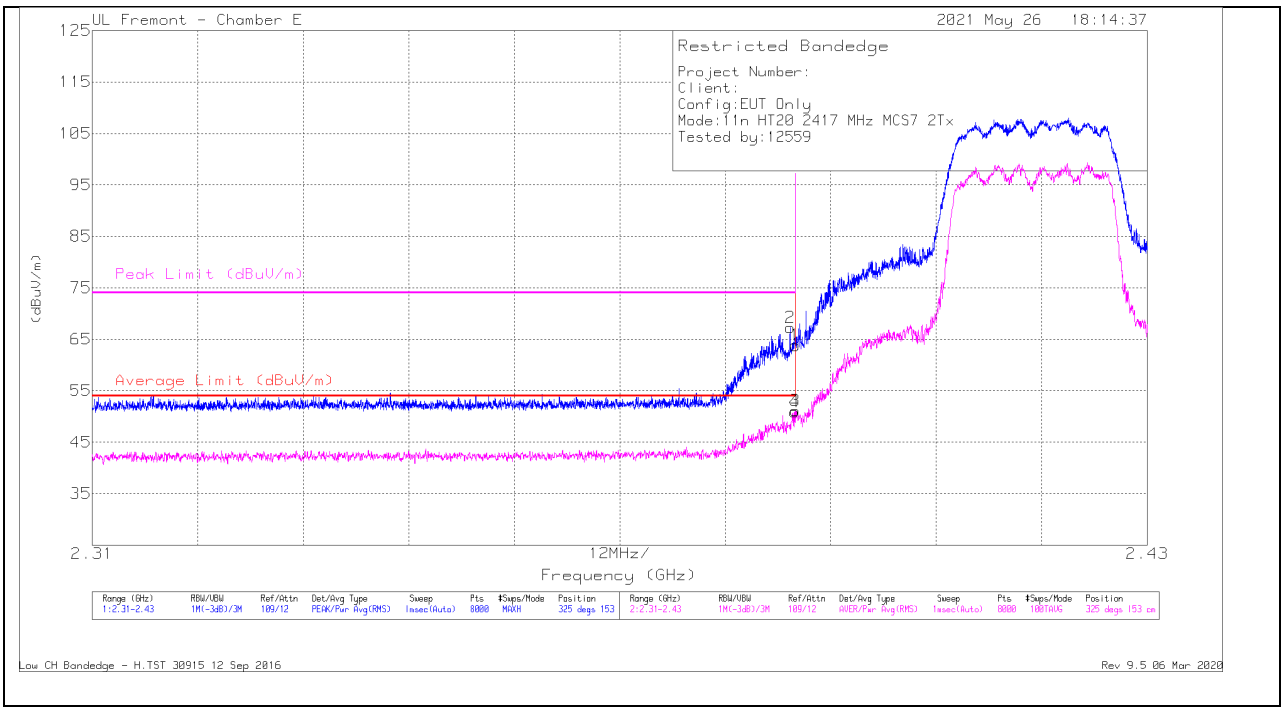

Marker	Frequency (GHz)	Meter Reading (dBuV)	Det	AF PRE0078 107 (dB/m)	Amp/Cbl/ Fltr/Pad (dB)	DC Corr (dB)	Corrected Reading (dBuV/m)	Average Limit (dBuV/m)	Margin (dB)	Peak Limit (dBuV/m)	PK Margin (dB)	Azimuth (Degs)	Height (cm)	Polarity
2	* 2.38938	52.66	Pk	32.2	-17.6	0	67.26	-	-	74	-6.74	325	153	H
4	* 2.38987	36.32	RMS	32.2	-17.6	.37	51.29	54	-2.71	-	-	325	153	H
1	* 2.38999	49.22	Pk	32.2	-17.6	0	63.82	-	-	74	-10.18	325	153	H
3	* 2.38999	36.54	RMS	32.2	-17.6	.37	51.51	54	-2.49	-	-	325	153	H

* - indicates frequency in CFR47 Pt 15 / IC RSS-Restricted Band
Pk - Peak detector
RMS - RMS detection

UL VERIFICATION SERVICES INC.
47173 Benicia Street, Fremont, CA 94538; USA TEL:(510) 319-4000 FAX:(510) 661-0888
This report shall not be reproduced except in full, without the written approval of UL Verification Services Inc.

VERTICAL RESULT

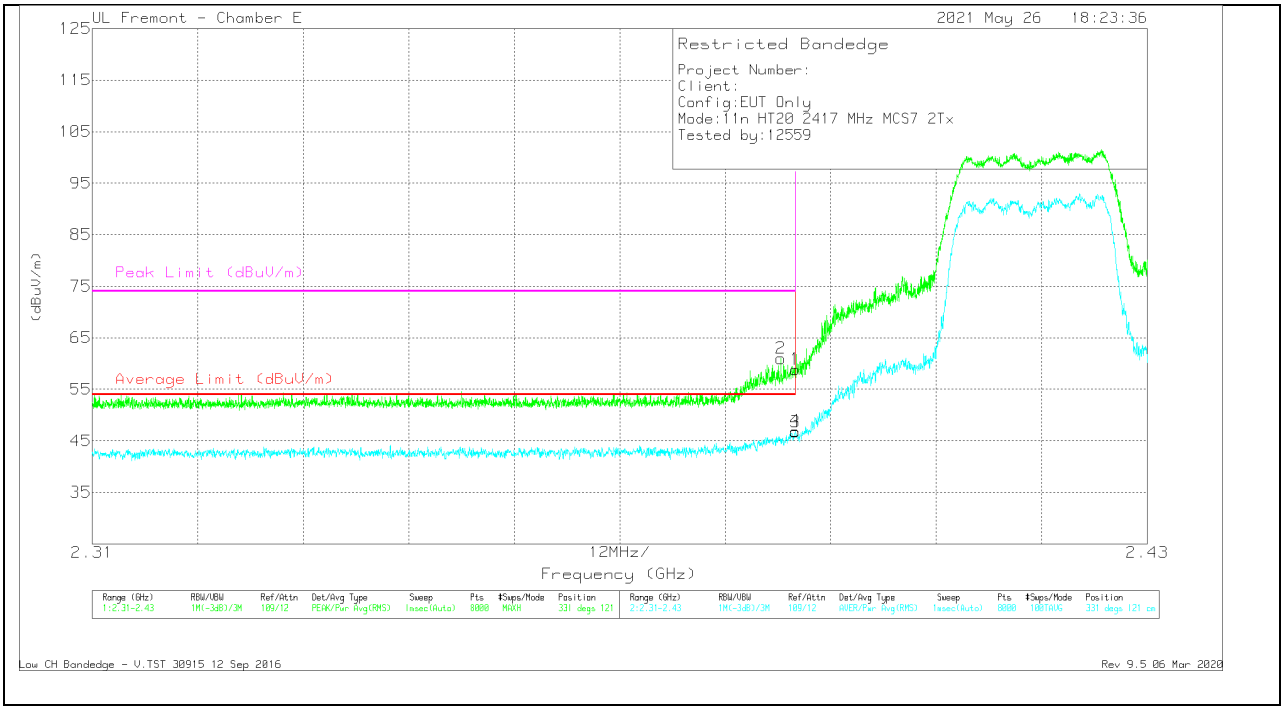

Marker	Frequency (GHz)	Meter Reading (dBuV)	Det	AF PRE0078107 (dB/m)	Amp/Cbl/Fltr/Pad (dB)	DC Corr (dB)	Corrected Reading (dBuV/m)	Average Limit (dBuV/m)	Margin (dB)	Peak Limit (dBuV/m)	PK Margin (dB)	Azimuth (Degs)	Height (cm)	Polarity
1	* 2.38999	44.29	Pk	32.2	-17.6	0	58.89	-	-	74	-15.11	331	121	V
2	* 2.38833	46.4	Pk	32.2	-17.6	0	61	-	-	74	-13	331	121	V
3	* 2.38999	31.75	RMS	32.2	-17.6	.37	46.72	54	-7.28	-	-	331	121	V
4	* 2.38998	31.91	RMS	32.2	-17.6	.37	46.88	54	-7.12	-	-	331	121	V

* - indicates frequency in CFR47 Pt 15 / IC RSS-Restricted Band
Pk - Peak detector
RMS - RMS detection

UL VERIFICATION SERVICES INC.
47173 Benicia Street, Fremont, CA 94538; USA TEL:(510) 319-4000 FAX:(510) 661-0888
This report shall not be reproduced except in full, without the written approval of UL Verification Services Inc.

BANDEDGE (LOW CHANNEL, CH 3)

HORIZONTAL RESULT

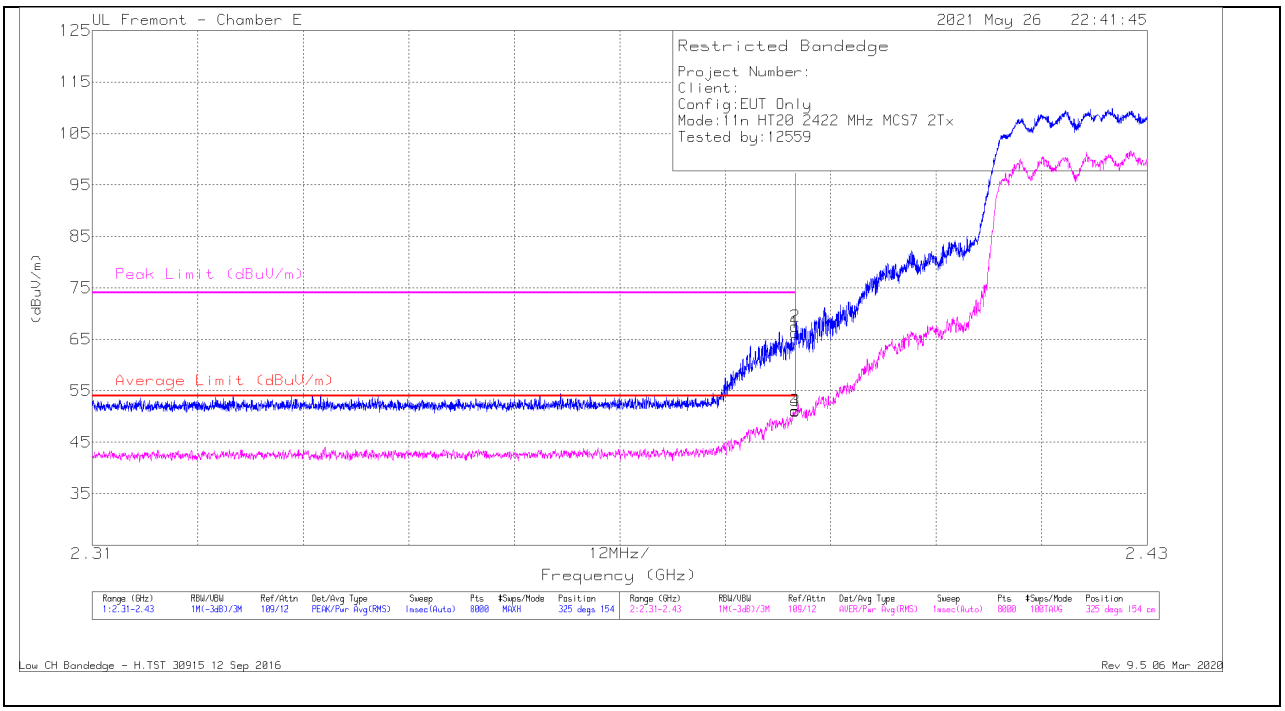

Marker	Frequency (GHz)	Meter Reading (dBuV)	Det	AF PRE0078107 (dB/m)	Amp/Cbl/Fltr/Pad (dB)	DC Corr (dB)	Corrected Reading (dBuV/m)	Average Limit (dBuV/m)	Margin (dB)	Peak Limit (dBuV/m)	PK Margin (dB)	Azimuth (Degs)	Height (cm)	Polarity
1	* 2.38999	51.71	Pk	32.2	-17.6	0	66.31	-	-	74	-7.69	325	154	H
2	* 2.38996	52.92	Pk	32.2	-17.6	0	67.52	-	-	74	-6.48	325	154	H
3	* 2.38999	36.12	RMS	32.2	-17.6	.37	51.09	54	-2.91	-	-	325	154	H
4	* 2.38998	36.03	RMS	32.2	-17.6	.37	51.00	54	-3.00	-	-	325	154	H

* - indicates frequency in CFR47 Pt 15 / IC RSS-Restricted Band
Pk - Peak detector
RMS - RMS detection

UL VERIFICATION SERVICES INC.
47173 Benicia Street, Fremont, CA 94538; USA TEL:(510) 319-4000 FAX:(510) 661-0888
This report shall not be reproduced except in full, without the written approval of UL Verification Services Inc.

VERTICAL RESULT

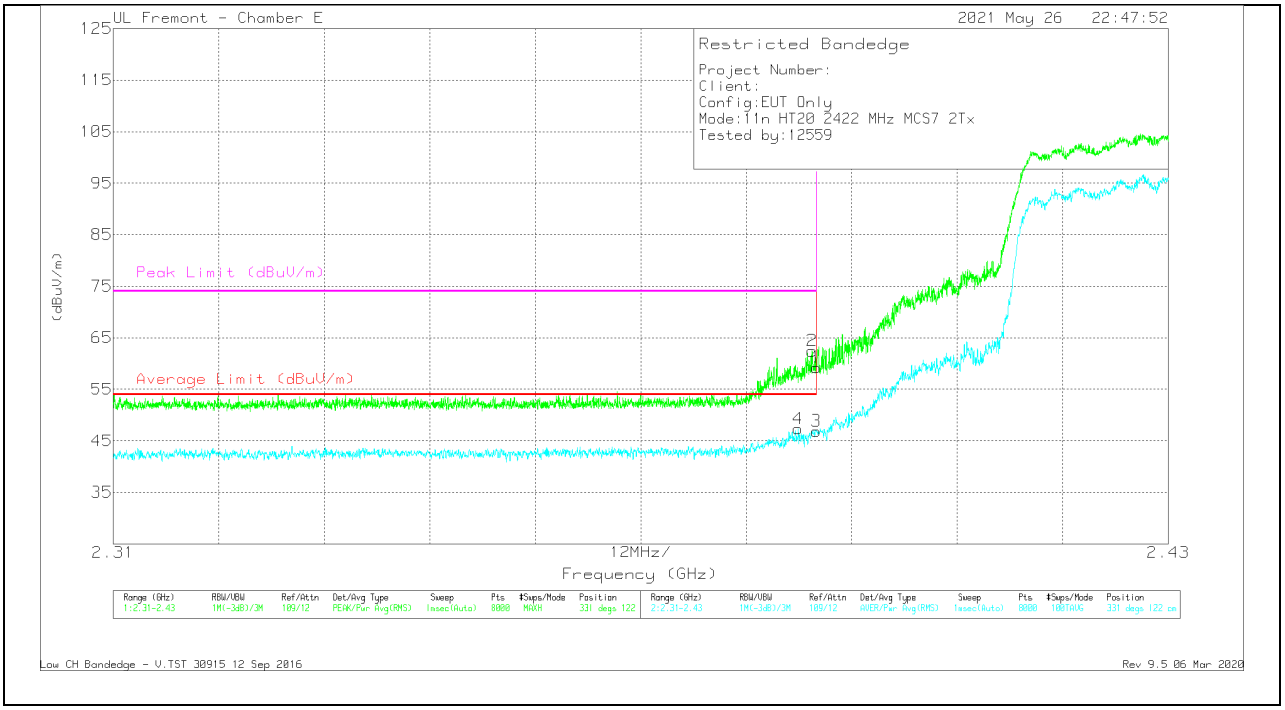

Marker	Frequency (GHz)	Meter Reading (dBuV)	Det	AF PRE0078107 (dB/m)	Amp/Cbl/Fltr/Pad (dB)	DC Corr (dB)	Corrected Reading (dBuV/m)	Average Limit (dBuV/m)	Margin (dB)	Peak Limit (dBuV/m)	PK Margin (dB)	Azimuth (Degs)	Height (cm)	Polarity
1	* 2.38999	44.63	Pk	32.2	-17.6	0	59.23	-	-	74	-14.77	331	122	V
2	* 2.3895	47.87	Pk	32.2	-17.6	0	62.47	-	-	74	-11.53	331	122	V
3	* 2.38999	31.89	RMS	32.2	-17.6	.37	46.86	54	-7.14	-	-	331	122	V
4	* 2.38791	32.36	RMS	32.2	-17.6	.37	47.33	54	-6.67	-	-	331	122	V

* - indicates frequency in CFR47 Pt 15 / IC RSS-Restricted Band
Pk - Peak detector
RMS - RMS detection

UL VERIFICATION SERVICES INC.
47173 Benicia Street, Fremont, CA 94538; USA TEL:(510) 319-4000 FAX:(510) 661-0888
This report shall not be reproduced except in full, without the written approval of UL Verification Services Inc.

BANDEDGE (LOW CHANNEL, CH 4)

HORIZONTAL RESULT

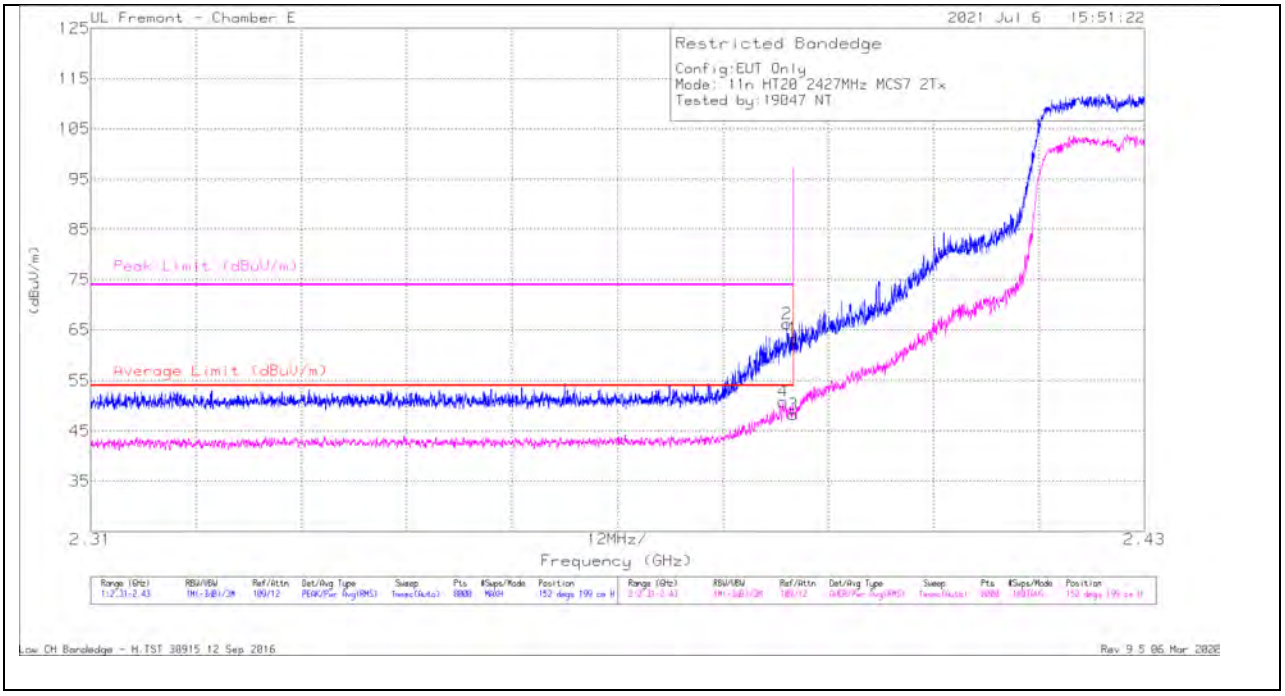

Marker	Frequency (GHz)	Meter Reading (dBuV)	Det	AF PRE0078107 (dB/m)	Amp/Cbl/Fltr/Pad (dB)	DC Corr (dB)	Corrected Reading (dBuV/m)	Average Limit (dBuV/m)	Margin (dB)	Peak Limit (dBuV/m)	PK Margin (dB)	Azimuth (Degs)	Height (cm)	Polarity
4	* 2.38884	35.83	RMS	32.2	-17.6	.37	50.80	54	-3.20	-	-	152	199	H
2	* 2.3893	51.63	Pk	32.2	-17.6	0	66.23	-	-	74	-7.77	152	199	H
1	* 2.38999	48.68	Pk	32.2	-17.6	0	63.28	-	-	74	-10.72	152	199	H
3	* 2.38999	33.3	RMS	32.2	-17.6	.37	48.27	54	-5.73	-	-	152	199	H

* - indicates frequency in CFR47 Pt 15 / IC RSS-Restricted Band
Pk - Peak detector
RMS - RMS detection

UL VERIFICATION SERVICES INC.
47173 Benicia Street, Fremont, CA 94538; USA TEL:(510) 319-4000 FAX:(510) 661-0888
This report shall not be reproduced except in full, without the written approval of UL Verification Services Inc.

VERTICAL RESULT

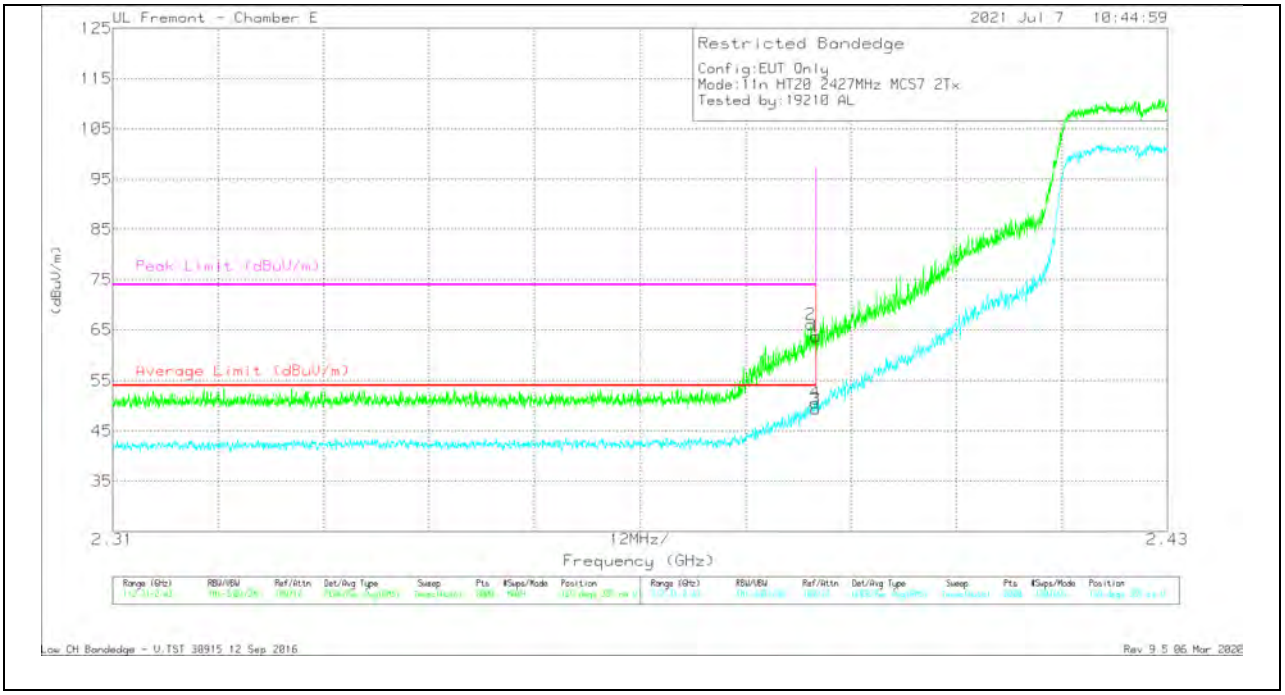

Marker	Frequency (GHz)	Meter Reading (dBuV)	Det	AF PRE0078107 (dB/m)	Amp/Cbl/Fltr/Pad (dB)	DC Corr (dB)	Corrected Reading (dBuV/m)	Average Limit (dBuV/m)	Margin (dB)	Peak Limit (dBuV/m)	PK Margin (dB)	Azimuth (Degs)	Height (cm)	Polarity
2	* 2.38945	51.48	Pk	32.2	-17.6	0	66.08	-	-	74	-7.92	169	355	V
4	* 2.3899	35.67	RMS	32.2	-17.6	.37	50.64	54	-3.36	-	-	169	355	V
1	* 2.38999	49.12	Pk	32.2	-17.6	0	63.72	-	-	74	-10.28	169	355	V
3	* 2.38999	34.35	RMS	32.2	-17.6	.37	49.32	54	-4.68	-	-	169	355	V

* - indicates frequency in CFR47 Pt 15 / IC RSS-Restricted Band
Pk - Peak detector
RMS - RMS detection

UL VERIFICATION SERVICES INC.
47173 Benicia Street, Fremont, CA 94538; USA TEL:(510) 319-4000 FAX:(510) 661-0888
This report shall not be reproduced except in full, without the written approval of UL Verification Services Inc.

BANDEDGE (HIGH CHANNEL, CH 8)

HORIZONTAL RESULT

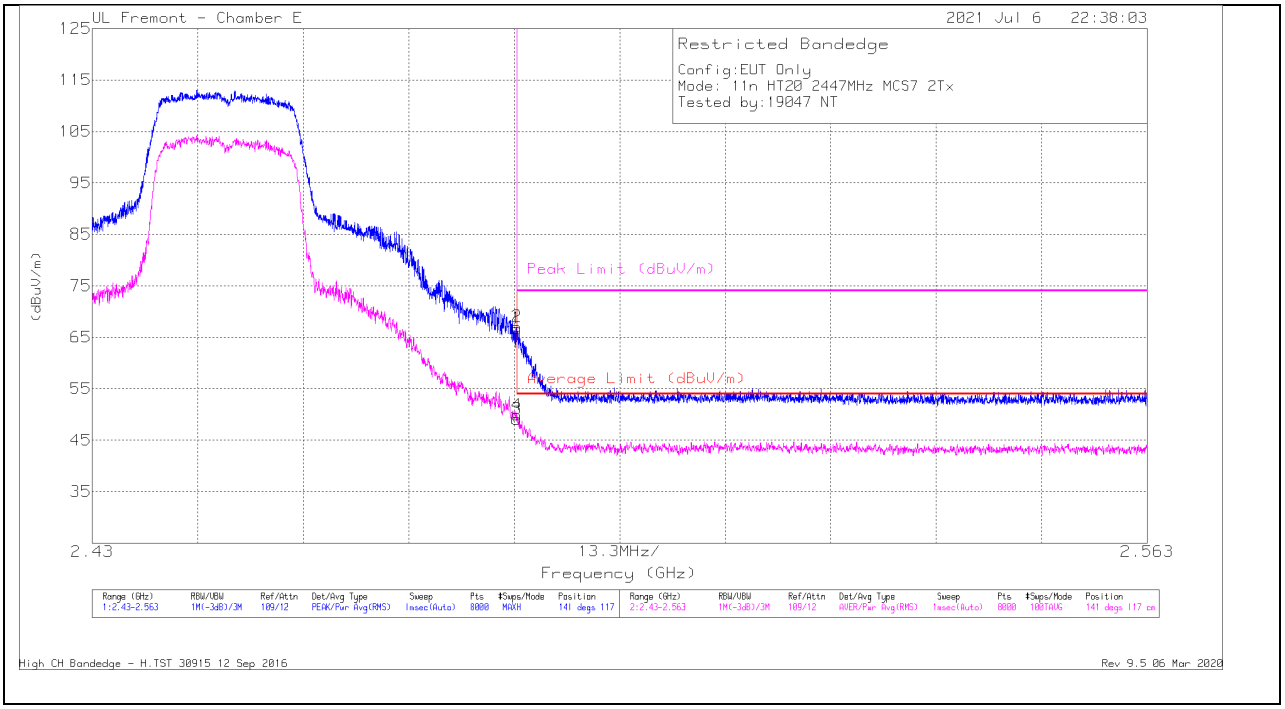

Marker	Frequency (GHz)	Meter Reading (dBuV)	Det	AF PRE0078107 (dB/m)	Amp/Cbl/Fltr/Pad (dB)	DC Corr (dB)	Corrected Reading (dBuV/m)	Average Limit (dBuV/m)	Margin (dB)	Peak Limit (dBuV/m)	PK Margin (dB)	Azimuth (Degs)	Height (cm)	Polarity
1	* 2.48351	51.83	Pk	32.6	-17.7	0	66.73	-	-	74	-7.27	141	117	H
3	* 2.48351	33.84	RMS	32.6	-17.7	.37	49.11	54	-4.89	-	-	141	117	H
2	* 2.48352	52.14	Pk	32.6	-17.7	0	67.04	-	-	74	-6.96	141	117	H
4	* 2.48354	34.63	RMS	32.6	-17.7	.37	49.90	54	-4.10	-	-	141	117	H

* - indicates frequency in CFR47 Pt 15 / IC RSS-Restricted Band
Pk - Peak detector
RMS - RMS detection

UL VERIFICATION SERVICES INC.
47173 Benicia Street, Fremont, CA 94538; USA TEL:(510) 319-4000 FAX:(510) 661-0888
This report shall not be reproduced except in full, without the written approval of UL Verification Services Inc.

VERTICAL RESULT

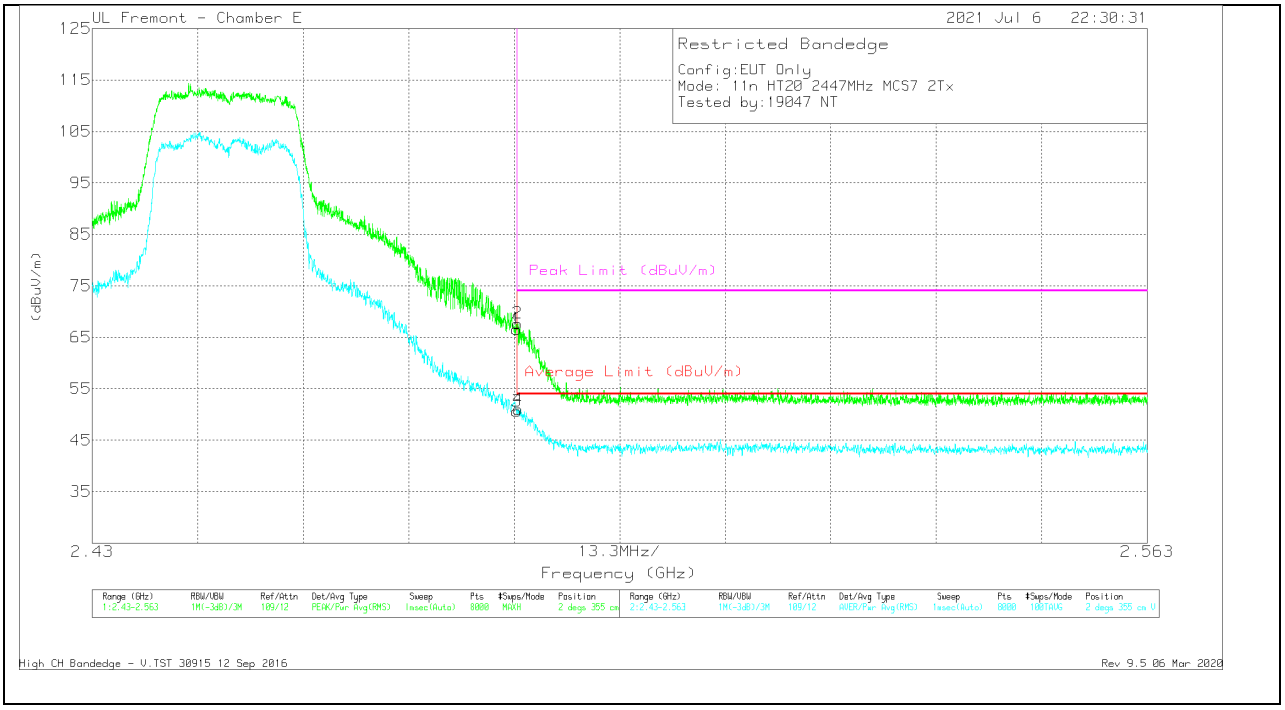

Marker	Frequency (GHz)	Meter Reading (dBuV)	Det	AF PRE0078107 (dB/m)	Amp/Cbl/Fltr/Pad (dB)	DC Corr (dB)	Corrected Reading (dBuV/m)	Average Limit (dBuV/m)	Margin (dB)	Peak Limit (dBuV/m)	PK Margin (dB)	Azimuth (Degs)	Height (cm)	Polarity
1	* 2.48351	51.7	Pk	32.6	-17.7	0	66.6	-	-	74	-7.4	2	355	V
3	* 2.48351	35.33	RMS	32.6	-17.7	.37	50.60	54	-3.40	-	-	2	355	V
2	* 2.48364	52.81	Pk	32.6	-17.7	0	67.71	-	-	74	-6.29	2	355	V
4	* 2.48369	35.71	RMS	32.6	-17.7	.37	50.98	54	-3.02	-	-	2	355	V

* - indicates frequency in CFR47 Pt 15 / IC RSS-Restricted Band
Pk - Peak detector
RMS - RMS detection

UL VERIFICATION SERVICES INC.
47173 Benicia Street, Fremont, CA 94538; USA TEL:(510) 319-4000 FAX:(510) 661-0888
This report shall not be reproduced except in full, without the written approval of UL Verification Services Inc.

BANDEDGE (HIGH CHANNEL, CH 9)

HORIZONTAL RESULT

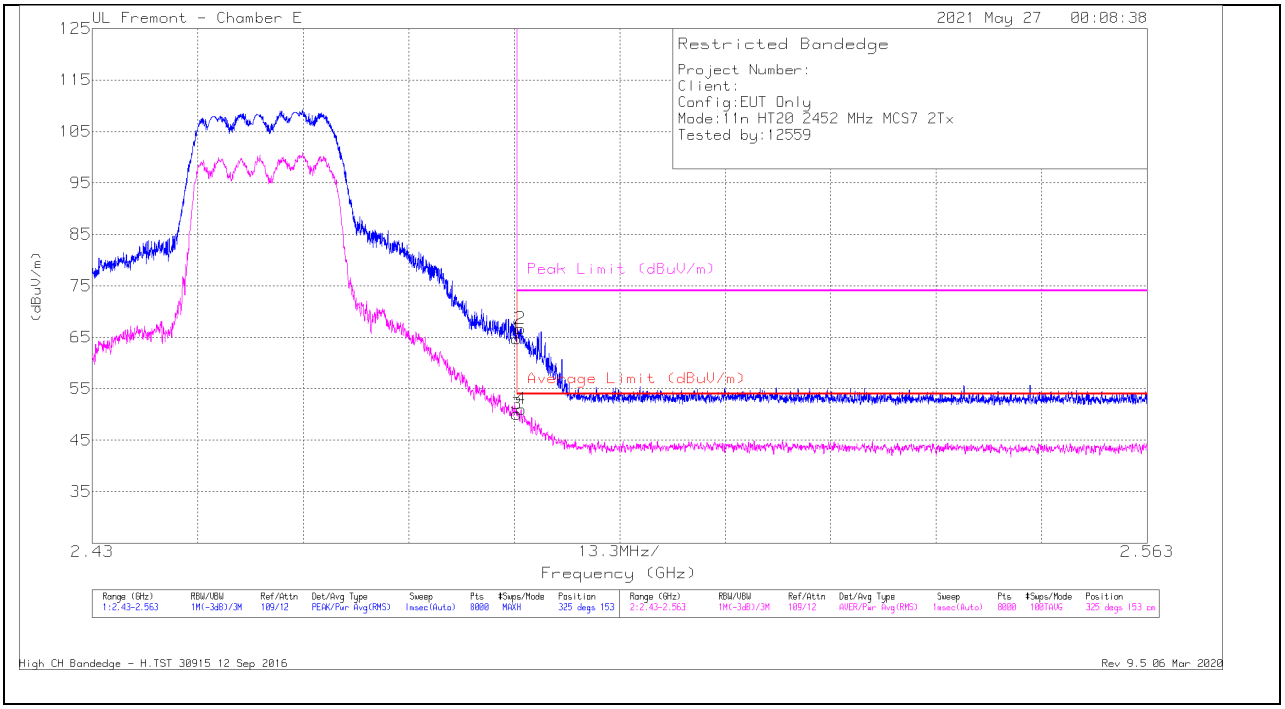

Marker	Frequency (GHz)	Meter Reading (dBuV)	Det	AF PRE0078107 (dB/m)	Amp/Cbl/Fltr/Pad (dB)	DC Corr (dB)	Corrected Reading (dBuV/m)	Average Limit (dBuV/m)	Margin (dB)	Peak Limit (dBuV/m)	PK Margin (dB)	Azimuth (Degs)	Height (cm)	Polarity
1	* 2.48351	49.86	Pk	32.6	-17.7	0	64.76	-	-	74	-9.24	325	153	H
3	* 2.48351	34.83	RMS	32.6	-17.7	.37	50.10	54	-3.90	-	-	325	153	H
2	* 2.48397	51.78	Pk	32.6	-17.7	0	66.68	-	-	74	-7.32	325	153	H
4	* 2.48407	35.79	RMS	32.6	-17.7	.37	51.06	54	-2.94	-	-	325	153	H

* - indicates frequency in CFR47 Pt 15 / IC RSS-Restricted Band
Pk - Peak detector
RMS - RMS detection

High CH Bandedge - H.TST 30915 12 Sep 2016
Rev 9.5 06 Mar 2020

UL VERIFICATION SERVICES INC.
47173 Benicia Street, Fremont, CA 94538; USA TEL:(510) 319-4000 FAX:(510) 661-0888
This report shall not be reproduced except in full, without the written approval of UL Verification Services Inc.

VERTICAL RESULT

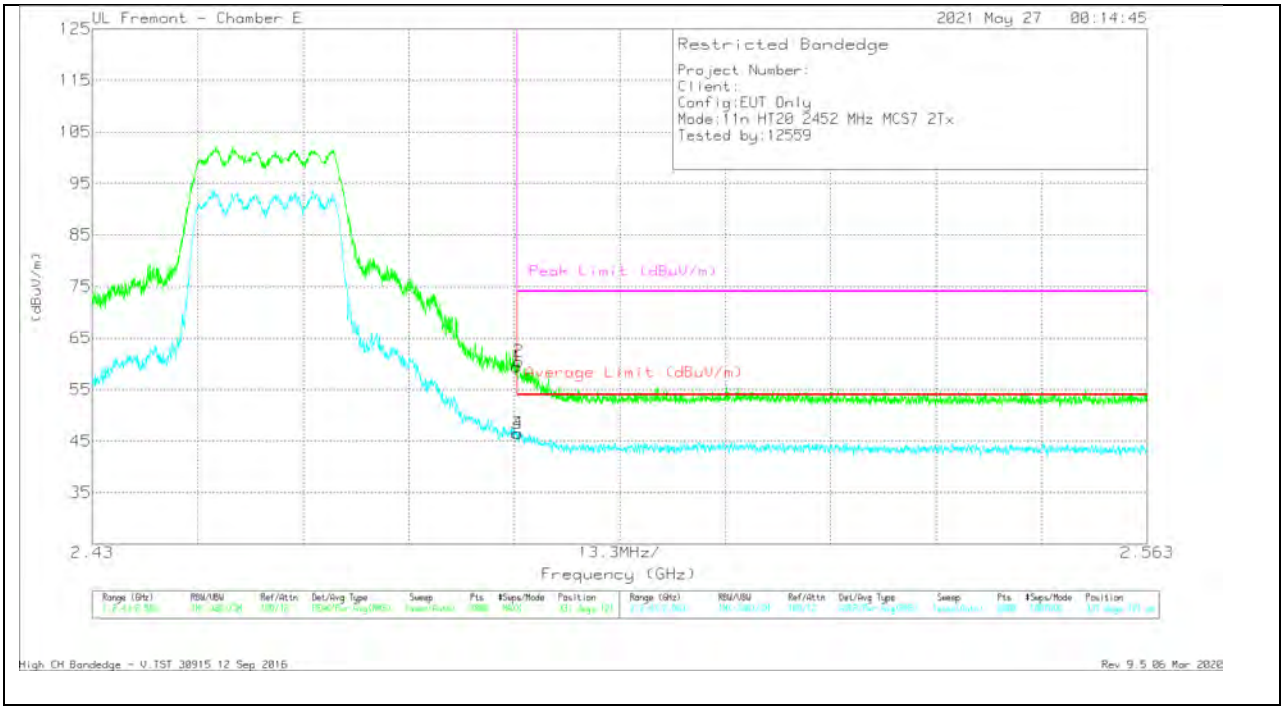

Marker	Frequency (GHz)	Meter Reading (dBuV)	Det	AF PRE0078107 (dB/m)	Amp/Cbl/Fltr/Pad (dB)	DC Corr (dB)	Corrected Reading (dBuV/m)	Average Limit (dBuV/m)	Margin (dB)	Peak Limit (dBuV/m)	PK Margin (dB)	Azimuth (Degs)	Height (cm)	Polarity
1	* 2.48351	44.6	Pk	32.6	-17.7	0	59.5	-	-	74	-14.5	331	121	V
3	* 2.48351	31.19	RMS	32.6	-17.7	.37	46.46	54	-7.54	-	-	331	121	V
4	* 2.48367	31.21	RMS	32.6	-17.7	.37	46.48	54	-7.52	-	-	331	121	V
2	* 2.48377	45.58	Pk	32.6	-17.7	0	60.46	-	-	74	-13.52	331	121	V

* - indicates frequency in CFR47 Pt 15 / IC RSS-Restricted Band
Pk - Peak detector
RMS - RMS detection

High CH Bandedge - V.TST 30915 12 Sep 2016
Rev 9.5 06 Mar 2020

UL VERIFICATION SERVICES INC.
47173 Benicia Street, Fremont, CA 94538; USA TEL:(510) 319-4000 FAX:(510) 661-0888
This report shall not be reproduced except in full, without the written approval of UL Verification Services Inc.

BANDEDGE (HIGH CHANNEL, CH 10)

HORIZONTAL RESULT

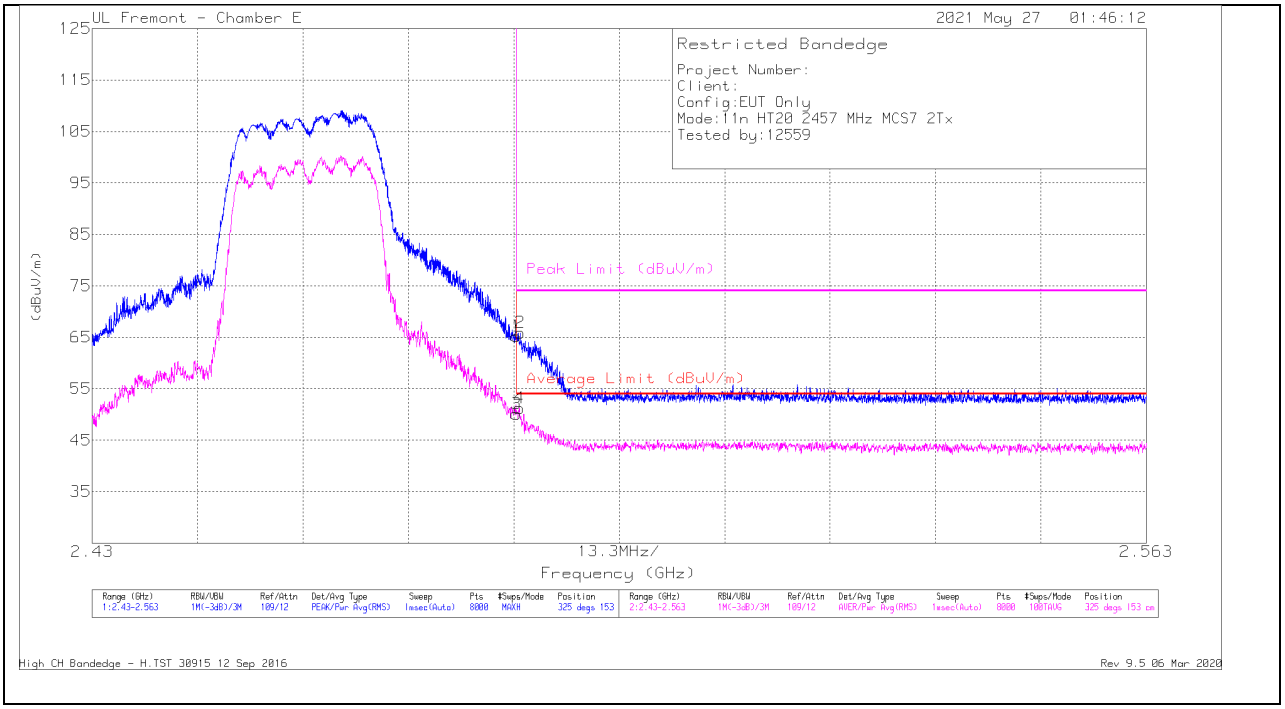

Marker	Frequency (GHz)	Meter Reading (dBuV)	Det	AF PRE0078107 (dB/m)	Amp/Cbl/Fltr/Pad (dB)	DC Corr (dB)	Corrected Reading (dBuV/m)	Average Limit (dBuV/m)	Margin (dB)	Peak Limit (dBuV/m)	PK Margin (dB)	Azimuth (Degs)	Height (cm)	Polarity
1	* 2.48351	50.27	Pk	32.6	-17.7	0	65.17	-	-	74	-8.83	325	153	H
3	* 2.48351	34.83	RMS	32.6	-17.7	.37	50.10	54	-3.90	-	-	325	153	H
4	* 2.48389	35.93	RMS	32.6	-17.7	.37	51.20	54	-2.80	-	-	325	153	H
2	* 2.484	50.98	Pk	32.6	-17.7	0	65.88	-	-	74	-8.12	325	153	H

* - indicates frequency in CFR47 Pt 15 / IC RSS-Restricted Band
Pk - Peak detector
RMS - RMS detection

UL VERIFICATION SERVICES INC.
47173 Benicia Street, Fremont, CA 94538; USA TEL:(510) 319-4000 FAX:(510) 661-0888
This report shall not be reproduced except in full, without the written approval of UL Verification Services Inc.

VERTICAL RESULT

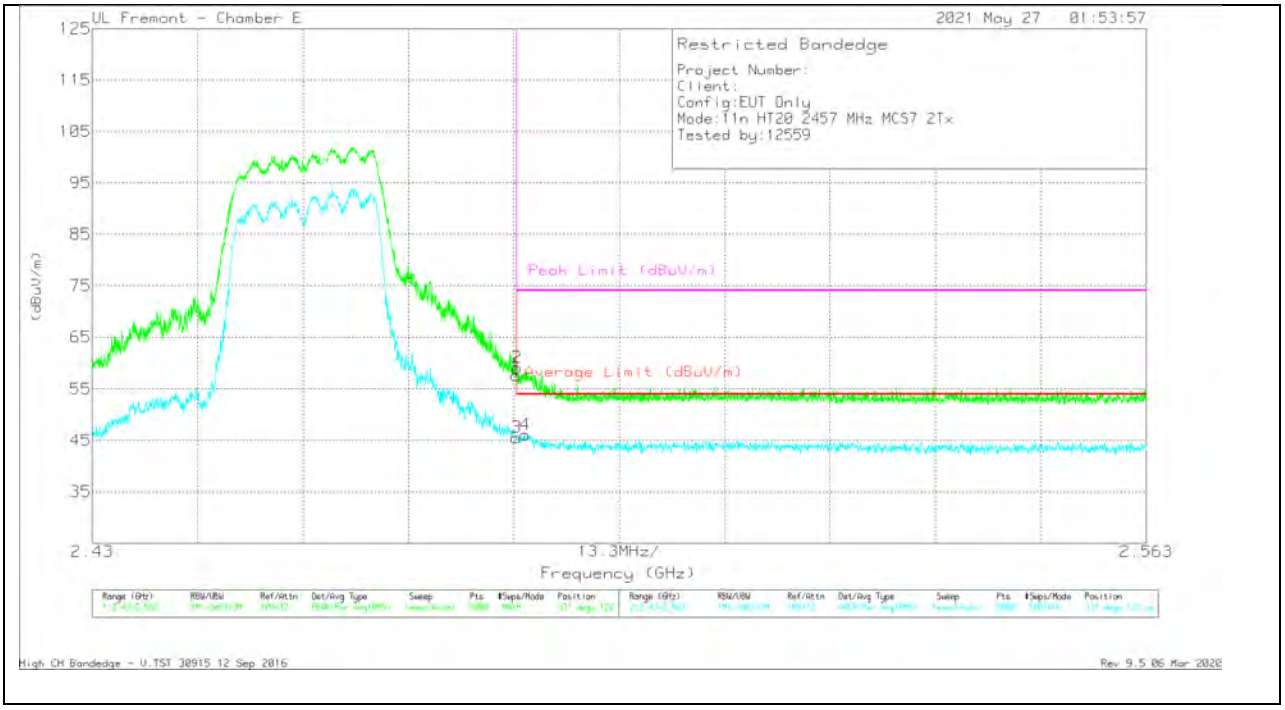

Marker	Frequency (GHz)	Meter Reading (dBuV)	Det	AF PRE0078107 (dB/m)	Amp/Cbl/Fltr/Pad (dB)	DC Corr (dB)	Corrected Reading (dBuV/m)	Average Limit (dBuV/m)	Margin (dB)	Peak Limit (dBuV/m)	PK Margin (dB)	Azimuth (Degs)	Height (cm)	Polarity
1	* 2.48351	42.73	Pk	32.6	-17.7	0	57.63	-	-	74	-16.37	331	122	V
3	* 2.48351	30.28	RMS	32.6	-17.7	.37	45.55	54	-8.45	-	-	331	122	V
2	* 2.48359	44.27	Pk	32.6	-17.7	0	59.17	-	-	74	-14.83	331	122	V
4	* 2.48464	30.84	RMS	32.6	-17.7	.37	46.11	54	-7.89	-	-	331	122	V

* - indicates frequency in CFR47 Pt 15 / IC RSS-Restricted Band
Pk - Peak detector
RMS - RMS detection

UL VERIFICATION SERVICES INC.
47173 Benicia Street, Fremont, CA 94538; USA TEL:(510) 319-4000 FAX:(510) 661-0888
This report shall not be reproduced except in full, without the written approval of UL Verification Services Inc.

BANDEDGE (HIGH CHANNEL, CH 11)

HORIZONTAL RESULT

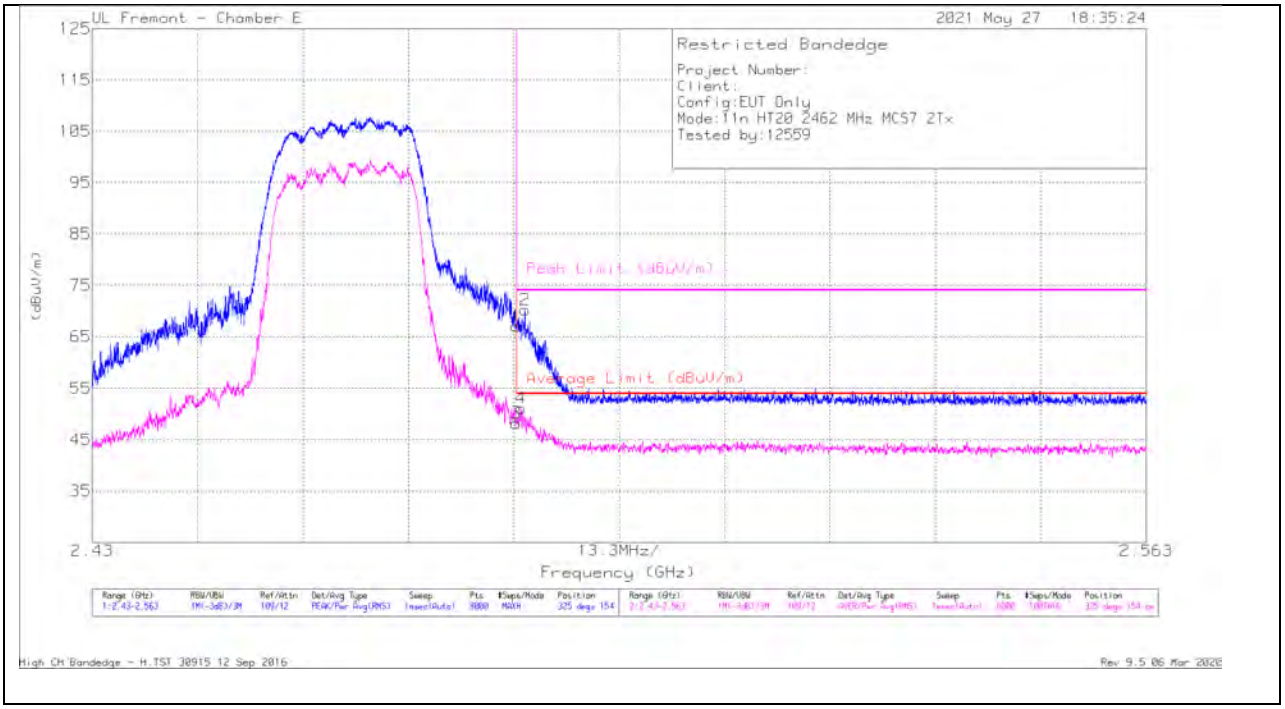

Marker	Frequency (GHz)	Meter Reading (dBuV)	Det	AF PRE0078107 (dB/m)	Amp/Cbl/Fltr/Pad (dB)	DC Corr (dB)	Corrected Reading (dBuV/m)	Average Limit (dBuV/m)	Margin (dB)	Peak Limit (dBuV/m)	PK Margin (dB)	Azimuth (Degs)	Height (cm)	Polarity
1	* 2.48351	52.12	Pk	32.6	-17.7	0	67.02	-	-	74	-6.98	325	154	H
2	* 2.4846	55.3	Pk	32.6	-17.7	0	70.2	-	-	74	-3.8	325	154	H
3	* 2.48351	32.96	RMS	32.6	-17.7	.37	48.23	54	-5.77	-	-	325	154	H
4	* 2.48412	35.85	RMS	32.6	-17.7	.37	51.12	54	-2.88	-	-	325	154	H

* - indicates frequency in CFR47 Pt 15 / IC RSS-Restricted Band
Pk - Peak detector
RMS - RMS detection

UL VERIFICATION SERVICES INC.
47173 Benicia Street, Fremont, CA 94538; USA TEL:(510) 319-4000 FAX:(510) 661-0888
This report shall not be reproduced except in full, without the written approval of UL Verification Services Inc.

VERTICAL RESULT

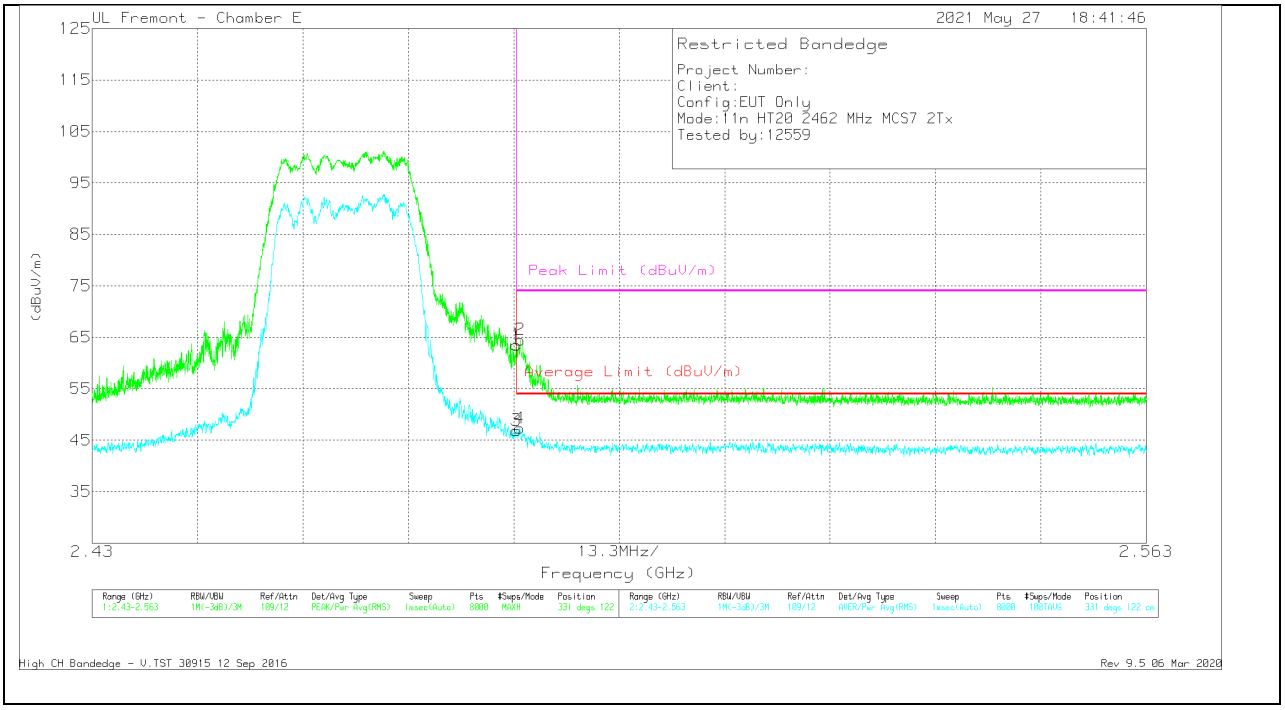

Marker	Frequency (GHz)	Meter Reading (dBuV)	Det	AF PRE0078107 (dB/m)	Amp/Cbl/Fltr/Pad (dB)	DC Corr (dB)	Corrected Reading (dBuV/m)	Average Limit (dBuV/m)	Margin (dB)	Peak Limit (dBuV/m)	PK Margin (dB)	Azimuth (Degs)	Height (cm)	Polarity
1	* 2.48351	48.61	Pk	32.6	-17.7	0	63.51	-	-	74	-10.49	331	122	V
2	* 2.484	49.62	Pk	32.6	-17.7	0	64.52	-	-	74	-9.48	331	122	V
3	* 2.48351	31.62	RMS	32.6	-17.7	.37	46.89	54	-7.11	-	-	331	122	V
4	* 2.48392	32.06	RMS	32.6	-17.7	.37	47.33	54	-6.67	-	-	331	122	V

* - indicates frequency in CFR47 Pt 15 / IC RSS-Restricted Band
Pk - Peak detector
RMS - RMS detection

UL VERIFICATION SERVICES INC.
47173 Benicia Street, Fremont, CA 94538; USA TEL:(510) 319-4000 FAX:(510) 661-0888
This report shall not be reproduced except in full, without the written approval of UL Verification Services Inc.

BANDEDGE (HIGH CHANNEL, CH 12)

HORIZONTAL RESULT

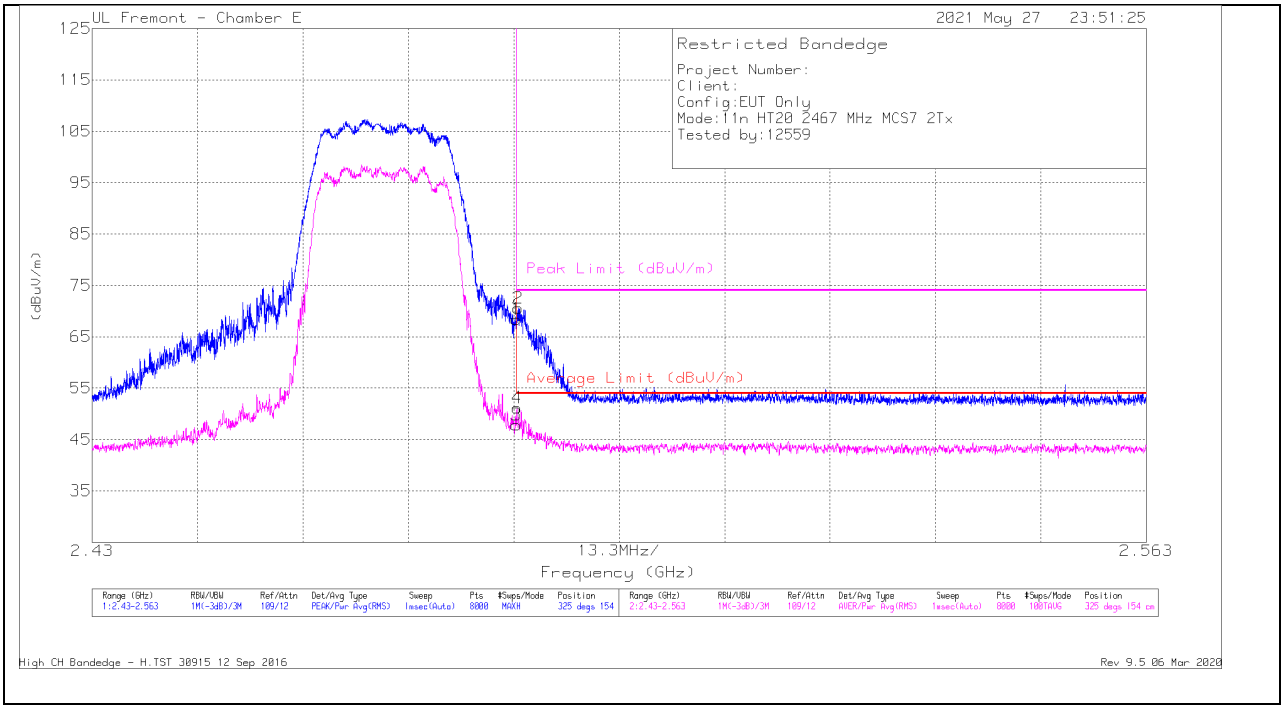

Marker	Frequency (GHz)	Meter Reading (dBuV)	Det	AF PRE0078107 (dB/m)	Amp/Cbl/Fltr/Pad (dB)	DC Corr (dB)	Corrected Reading (dBuV/m)	Average Limit (dBuV/m)	Margin (dB)	Peak Limit (dBuV/m)	PK Margin (dB)	Azimuth (Degs)	Height (cm)	Polarity
1	* 2.48351	53.5	Pk	32.6	-17.7	0	68.4	-	-	74	-5.6	325	154	H
2	* 2.48374	55.67	Pk	32.6	-17.7	0	70.57	-	-	74	-3.43	325	154	H
3	* 2.48351	32.58	RMS	32.6	-17.7	.37	47.85	54	-6.15	-	-	325	154	H
4	* 2.48359	35.87	RMS	32.6	-17.7	.37	51.14	54	-2.86	-	-	325	154	H

* - indicates frequency in CFR47 Pt 15 / IC RSS-Restricted Band
Pk - Peak detector
RMS - RMS detection

UL VERIFICATION SERVICES INC.
47173 Benicia Street, Fremont, CA 94538; USA TEL:(510) 319-4000 FAX:(510) 661-0888
This report shall not be reproduced except in full, without the written approval of UL Verification Services Inc.

VERTICAL RESULT

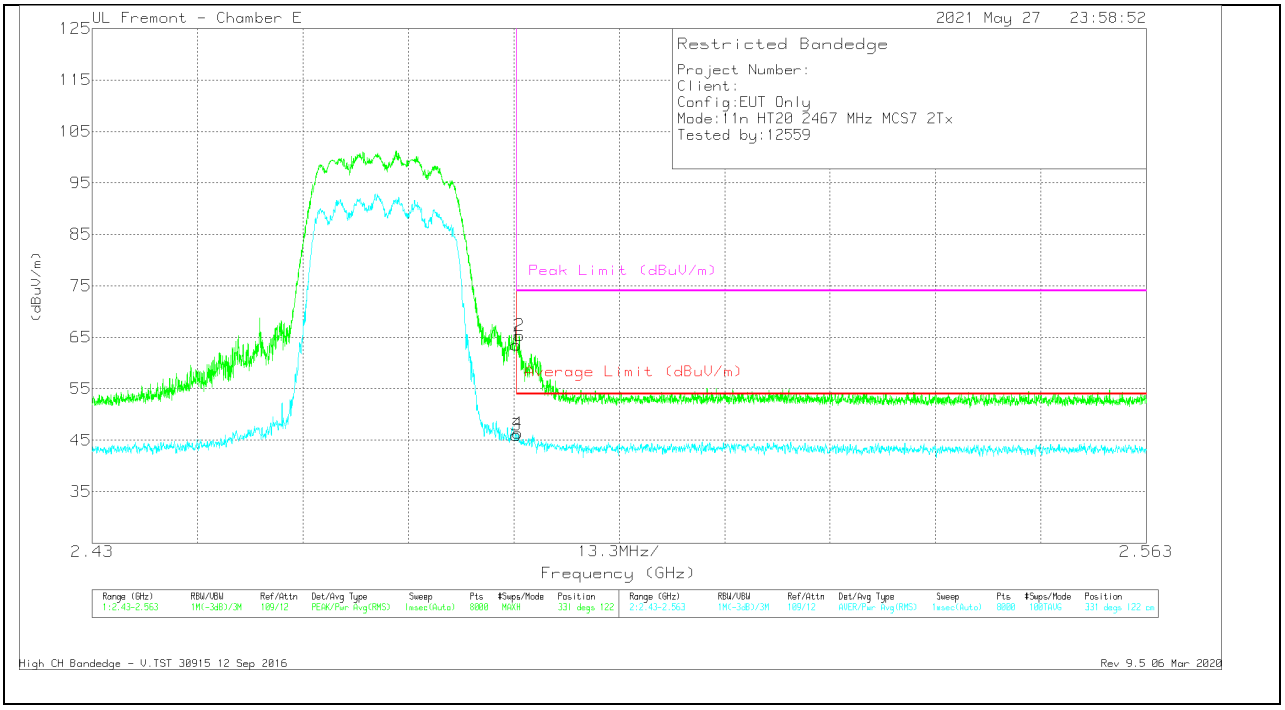

Marker	Frequency (GHz)	Meter Reading (dBuV)	Det	AF PRE0078107 (dB/m)	Amp/Cbl/Fltr/Pad (dB)	DC Corr (dB)	Corrected Reading (dBuV/m)	Average Limit (dBuV/m)	Margin (dB)	Peak Limit (dBuV/m)	PK Margin (dB)	Azimuth (Degs)	Height (cm)	Polarity
1	* 2.48351	48.61	Pk	32.6	-17.7	0	63.51	-	-	74	-10.49	331	122	V
2	* 2.48389	50.43	Pk	32.6	-17.7	0	65.33	-	-	74	-8.67	331	122	V
3	* 2.48351	30.68	RMS	32.6	-17.7	.37	45.95	54	-8.05	-	-	331	122	V
4	* 2.48371	31.07	RMS	32.6	-17.7	.37	46.34	54	-7.66	-	-	331	122	V

* - indicates frequency in CFR47 Pt 15 / IC RSS-Restricted Band
Pk - Peak detector
RMS - RMS detection

UL VERIFICATION SERVICES INC.
47173 Benicia Street, Fremont, CA 94538; USA TEL:(510) 319-4000 FAX:(510) 661-0888
This report shall not be reproduced except in full, without the written approval of UL Verification Services Inc.

BANDEDGE (HIGH CHANNEL, CH 13)

HORIZONTAL RESULT

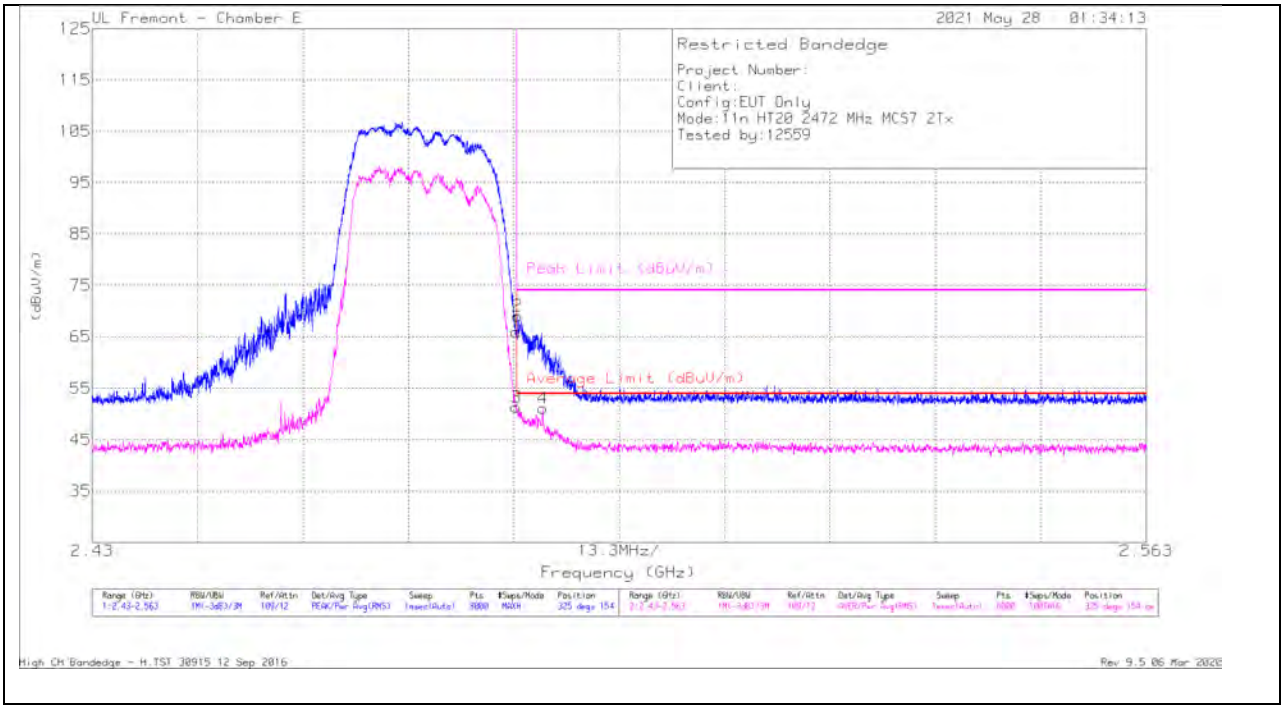

Marker	Frequency (GHz)	Meter Reading (dBuV)	Det	AF PRE0078107 (dB/m)	Amp/Cbl/Fltr/Pad (dB)	DC Corr (dB)	Corrected Reading (dBuV/m)	Average Limit (dBuV/m)	Margin (dB)	Peak Limit (dBuV/m)	PK Margin (dB)	Azimuth (Degs)	Height (cm)	Polarity
1	* 2.48351	51.09	Pk	32.6	-17.7	0	65.99	-	-	74	-8.01	325	154	H
2	* 2.48371	54.13	Pk	32.6	-17.7	0	69.03	-	-	74	-4.97	325	154	H
3	* 2.48351	36.07	RMS	32.6	-17.7	.37	51.34	54	-2.66	-	-	325	154	H
4	* 2.48685	35.92	RMS	32.6	-17.8	.37	51.09	54	-2.91	-	-	325	154	H

* - indicates frequency in CFR47 Pt 15 / IC RSS-Restricted Band
Pk - Peak detector
RMS - RMS detection

UL VERIFICATION SERVICES INC.
47173 Benicia Street, Fremont, CA 94538; USA TEL:(510) 319-4000 FAX:(510) 661-0888
This report shall not be reproduced except in full, without the written approval of UL Verification Services Inc.

VERTICAL RESULT

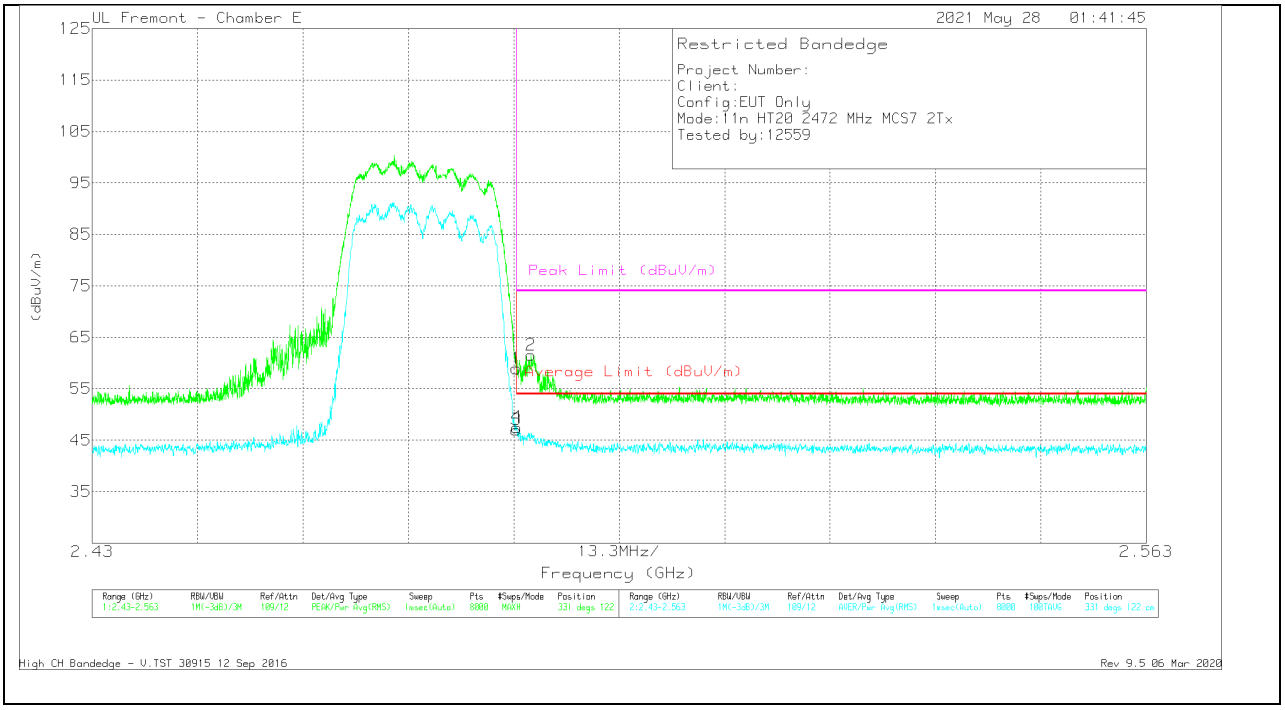

Marker	Frequency (GHz)	Meter Reading (dBuV)	Det	AF PRE0078107 (dB/m)	Amp/Cbl/Fltr/Pad (dB)	DC Corr (dB)	Corrected Reading (dBuV/m)	Average Limit (dBuV/m)	Margin (dB)	Peak Limit (dBuV/m)	PK Margin (dB)	Azimuth (Degs)	Height (cm)	Polarity
1	* 2.48351	44.03	Pk	32.6	-17.7	0	58.93	-	-	74	-15.07	331	122	V
3	* 2.48351	31.75	RMS	32.6	-17.7	.37	47.02	54	-6.98	-	-	331	122	V
4	* 2.48357	32.22	RMS	32.6	-17.7	.37	47.49	54	-6.51	-	-	331	122	V
2	* 2.48535	46.64	Pk	32.6	-17.7	0	61.54	-	-	74	-12.46	331	122	V

* - indicates frequency in CFR47 Pt 15 / IC RSS-Restricted Band
Pk - Peak detector
RMS - RMS detection

UL VERIFICATION SERVICES INC.
47173 Benicia Street, Fremont, CA 94538; USA TEL:(510) 319-4000 FAX:(510) 661-0888
This report shall not be reproduced except in full, without the written approval of UL Verification Services Inc.

HARMONICS AND SPURIOUS EMISSIONS

LOW CHANNEL, CH 1 RESULTS

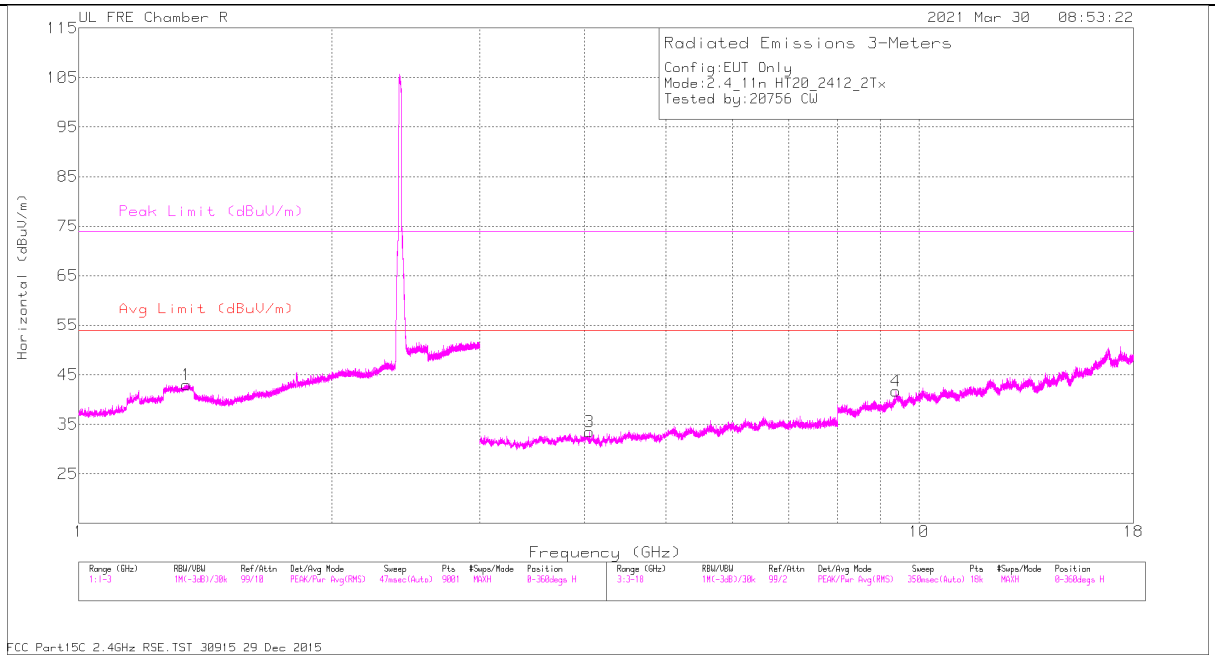

HORIZONTAL

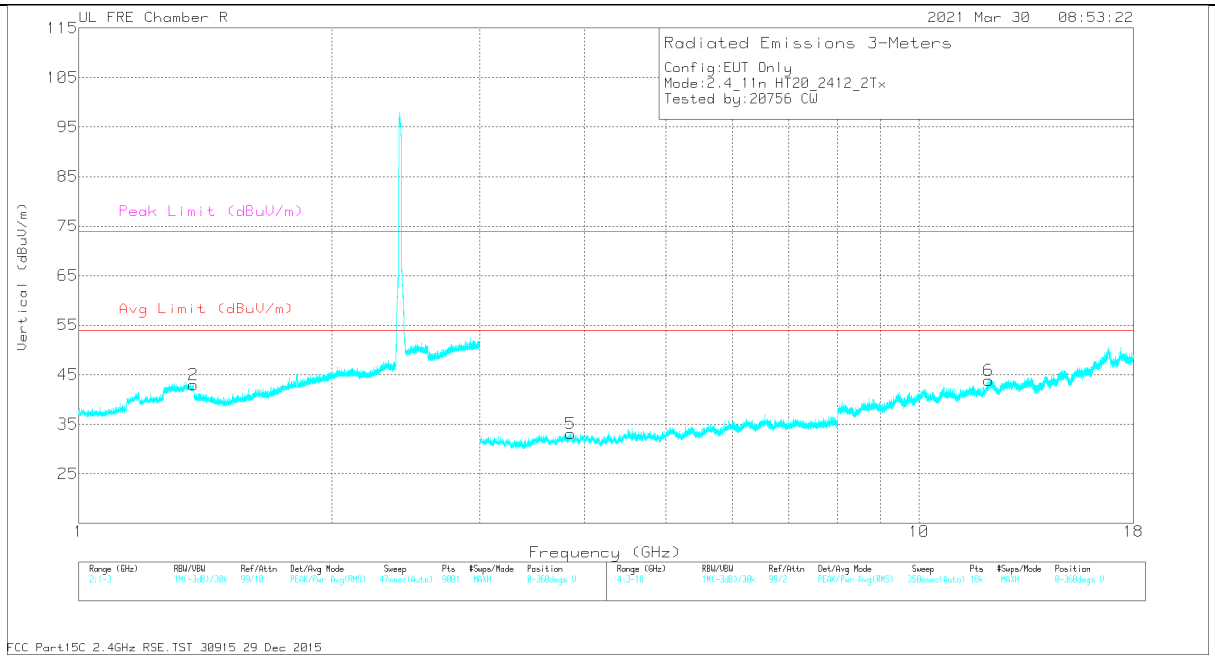

VERTICAL

UL VERIFICATION SERVICES INC.
47173 Benicia Street, Fremont, CA 94538; USA TEL:(510) 319-4000 FAX:(510) 661-0888

This report shall not be reproduced except in full, without the written approval of UL Verification Services Inc.

RADIATED EMISSIONS

Range 1: Horizontal 1000 - 3000MHz

Marker	Frequency (GHz)	Meter Reading (dBuV)	Det	AF PRE0213973 (dB/m)	Amp/Cbl/Fltr/Pad (dB)	Corrected Reading (dBuV/m)	Avg Limit (dBuV/m)	Margin (dB)	Peak Limit (dBuV/m)	PK Margin (dB)	Azimuth (Degs)	Height (cm)	Polarity
1	* 1.34394	36.53	PK2	29.5	-14.2	51.83	-	-	74	-22.17	357	343	H
	* 1.34492	24.58	MAv1	29.5	-14.2	39.88	54	-14.12	-	-	357	343	H

Range 2: Vertical 1000 - 3000MHz

Marker	Frequency (GHz)	Meter Reading (dBuV)	Det	AF PRE0213973 (dB/m)	Amp/Cbl/Fltr/Pad (dB)	Corrected Reading (dBuV/m)	Avg Limit (dBuV/m)	Margin (dB)	Peak Limit (dBuV/m)	PK Margin (dB)	Azimuth (Degs)	Height (cm)	Polarity
2	* 1.37031	36.12	PK2	29.3	-14.2	51.22	-	-	74	-22.78	302	204	V
	* 1.36845	24.43	MAv1	29.4	-14.2	39.63	54	-14.37	-	-	302	204	V

Range 3: Horizontal 3000 - 18000MHz

Marker	Frequency (GHz)	Meter Reading (dBuV)	Det	AF PRE0213973 (dB/m)	Amp/Cbl/Fltr/Pad (dB)	Corrected Reading (dBuV/m)	Avg Limit (dBuV/m)	Margin (dB)	Peak Limit (dBuV/m)	PK Margin (dB)	Azimuth (Degs)	Height (cm)	Polarity
3	* 4.05189	52.58	PK2	33.5	-41.5	44.58	-	-	74	-29.42	62	220	H
	* 4.05036	40.84	MAv1	33.5	-41.5	32.84	54	-21.16	-	-	62	220	H
4	* 9.39631	49.86	PK2	36.6	-36	50.46	-	-	74	-23.54	66	333	H
	* 9.39409	38.12	MAv1	36.6	-36	38.72	54	-15.28	-	-	66	333	H

Range 4: Vertical 3000 - 18000MHz

Marker	Frequency (GHz)	Meter Reading (dBuV)	Det	AF PRE0213973 (dB/m)	Amp/Cbl/Fltr/Pad (dB)	Corrected Reading (dBuV/m)	Avg Limit (dBuV/m)	Margin (dB)	Peak Limit (dBuV/m)	PK Margin (dB)	Azimuth (Degs)	Height (cm)	Polarity
5	* 3.85258	52.45	PK2	33.5	-41	44.95	-	-	74	-29.05	334	390	V
	* 3.85007	40.39	MAv1	33.4	-41	32.79	54	-21.21	-	-	334	390	V
6	* 12.09791	47.86	PK2	38.9	-33.8	52.96	-	-	74	-21.04	88	300	V
	* 12.09939	36.32	MAv1	38.9	-33.8	41.42	54	-12.58	-	-	88	300	V

* - indicates frequency in CFR47 Pt 15 / IC RSS-Restricted Band
PK2 - KDB558074 Method: Maximum Peak
MAv1 - KDB558074 Option 1 Maximum RMS Average

UL VERIFICATION SERVICES INC.
47173 Benicia Street, Fremont, CA 94538; USA TEL:(510) 319-4000 FAX:(510) 661-0888
This report shall not be reproduced except in full, without the written approval of UL Verification Services Inc.

MID CHANNEL, CH 6 RESULTS

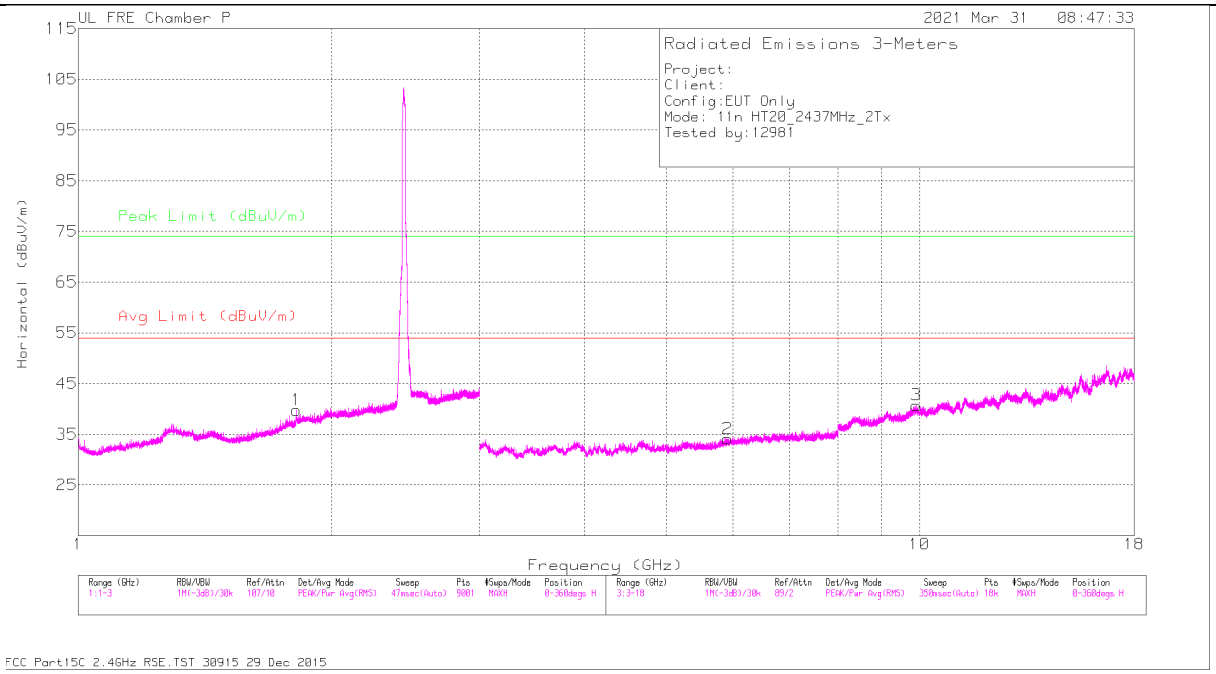

HORIZONTAL

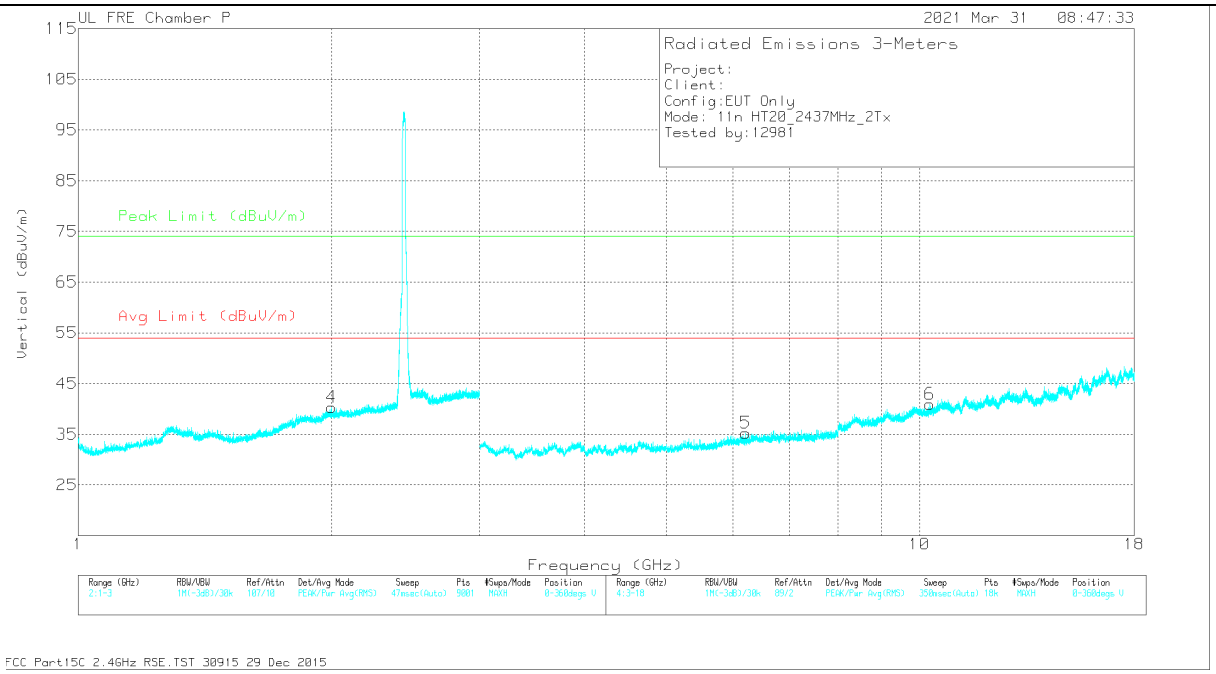

VERTICAL

UL VERIFICATION SERVICES INC.
47173 Benicia Street, Fremont, CA 94538; USA TEL:(510) 319-4000 FAX:(510) 661-0888

This report shall not be reproduced except in full, without the written approval of UL Verification Services Inc.

RADIATED EMISSIONS

Range 1: Horizontal 1000 - 3000MHz

Marker	Frequency (GHz)	Meter Reading (dBuV)	Det	AF 200896 (dB/m)	Amp/Cbl/Fltr/ (dB)	Corrected Reading (dBuV/m)	Avg Limit (dBuV/m)	Margin (dB)	Peak Limit (dBuV/m)	PK Margin (dB)	Azimuth (Degs)	Height (cm)	Polarity
1	1.81598	34.87	PK2	30.3	-17.7	47.47			74	-26.53	311	116	H
	1.81556	23.57	MAv1	30.3	-17.7	36.17	54	-17.83	74		311	116	H

Range 2: Vertical 1000 - 3000MHz

Marker	Frequency (GHz)	Meter Reading (dBuV)	Det	AF 200896 (dB/m)	Amp/Cbl/Fltr/ (dB)	Corrected Reading (dBuV/m)	Avg Limit (dBuV/m)	Margin (dB)	Peak Limit (dBuV/m)	PK Margin (dB)	Azimuth (Degs)	Height (cm)	Polarity
4	2.00169	35.53	PK2	31.2	-17.1	49.63	-	-	74 -	-24.37	280	100	V
	2.00054	23.72	MAv1	31.2	-17.1	37.82	54	-16.18	-		280	100	V

Range 3: Horizontal 3000 - 18000MHz

Marker	Frequency (GHz)	Meter Reading (dBuV)	Det	AF 200896 (dB/m)	Amp/Cbl/Fltr/Pad (dB)	Corrected Reading (dBuV/m)	Avg Limit (dBuV/m)	Margin (dB)	Peak Limit (dBuV/m)	PK Margin (dB)	Azimuth (Degs)	Height (cm)	Polarity
2	5.91284	49.27	PK2	35	-38.1	46.17			74	-27.83	239	158	H
	5.91179	37.32	MAv1	35	-38.1	34.22	54	-19.78			239	158	H
3	9.91309	47.46	PK2	37	-34.5	49.96			74	-24.04	209	182	H
	9.91465	35.31	MAv1	37	-34.4	37.91	54	-16.09			209	182	H

Range 4: Vertical 3000 - 18000MHz

Marker	Frequency (GHz)	Meter Reading (dBuV)	Det	AF 200896 (dB/m)	Amp/Cbl/Fltr/Pad (dB)	Corrected Reading (dBuV/m)	Avg Limit (dBuV/m)	Margin (dB)	Peak Limit (dBuV/m)	PK Margin (dB)	Azimuth (Degs)	Height (cm)	Polarity
5	6.21478	49.28	PK2	35.2	-38.1	46.38			74	-27.62	151	230	V
	6.2135	37.67	MAv1	35.2	-38.1	34.77	54	-19.23			151	230	V
6	10.29143	46.97	PK2	37.2	-34.1	50.07			74	-23.93	177	285	V
	10.29226	35.15	MAv1	37.2	-34.1	38.25	54	-15.75			177	285	V

PK2 - KDB558074 Method: Maximum Peak
MAv1 - KDB558074 Option 1 Maximum RMS Average

UL VERIFICATION SERVICES INC.
47173 Benicia Street, Fremont, CA 94538; USA TEL:(510) 319-4000 FAX:(510) 661-0888
This report shall not be reproduced except in full, without the written approval of UL Verification Services Inc.

HIGH CHANNEL, CH 13 RESULTS

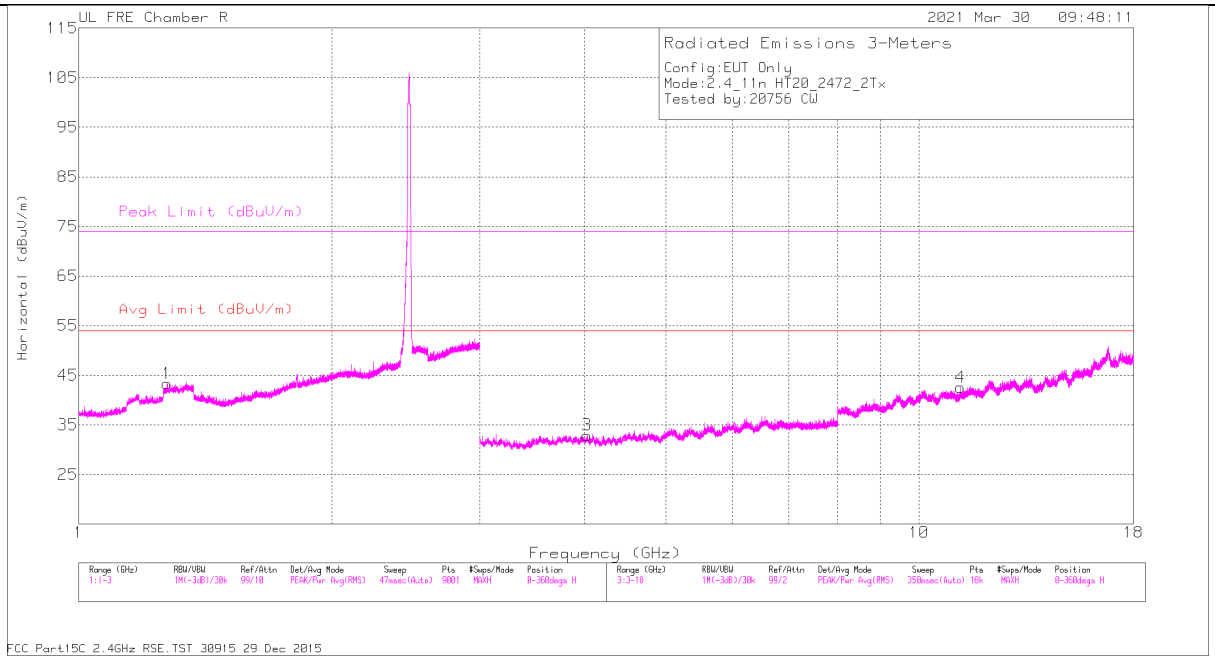

HORIZONTAL

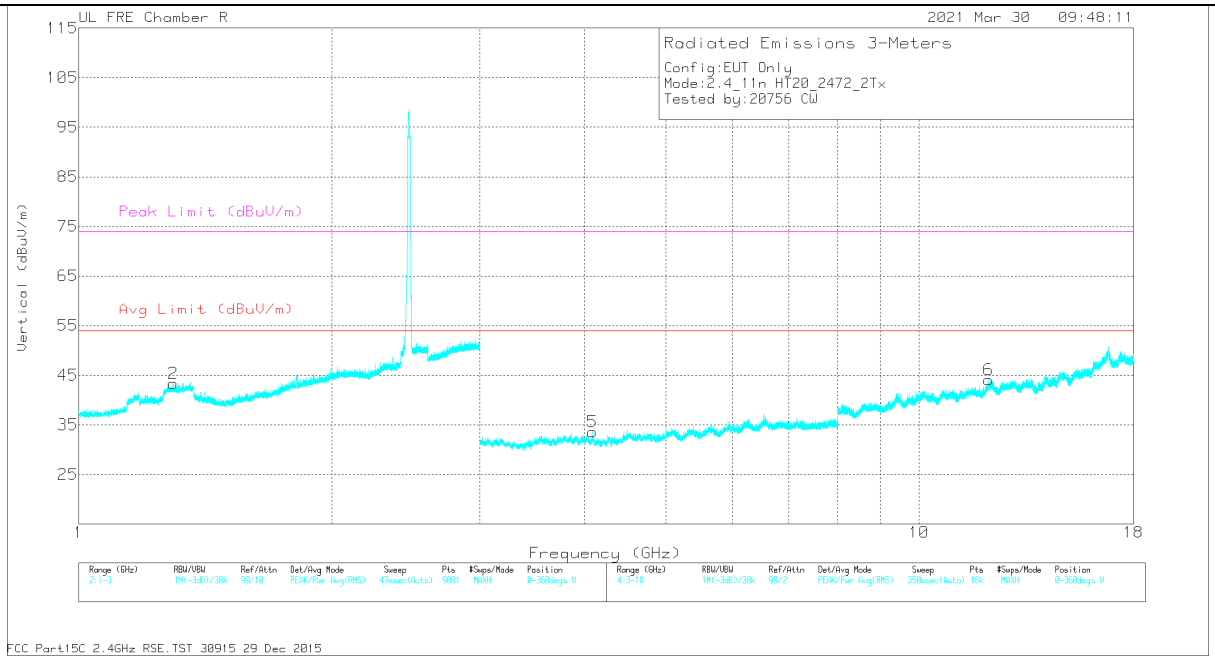

VERTICAL

UL VERIFICATION SERVICES INC.
47173 Benicia Street, Fremont, CA 94538; USA TEL:(510) 319-4000 FAX:(510) 661-0888

This report shall not be reproduced except in full, without the written approval of UL Verification Services Inc.

RADIATED EMISSIONS

Range 1: Horizontal 1000 - 3000MHz

Marker	Frequency (GHz)	Meter Reading (dBuV)	Det	AF PRE0213973 (dB/m)	Amp/Cbl/Fltr/Pad (dB)	Corrected Reading (dBuV/m)	Avg Limit (dBuV/m)	Margin (dB)	Peak Limit (dBuV/m)	PK Margin (dB)	Azimuth (Degs)	Height (cm)	Polarity
1	* 1.27386	35.98	PK2	29.3	-14.4	50.88	-	-	74	-23.12	306	303	H
	* 1.27204	24.53	MAv1	29.3	-14.4	39.43	54	-14.57	-	-	306	303	H

Range 2: Vertical 1000 - 3000MHz

Marker	Frequency (GHz)	Meter Reading (dBuV)	Det	AF PRE0213973 (dB/m)	Amp/Cbl/Fltr/Pad (dB)	Corrected Reading (dBuV/m)	Avg Limit (dBuV/m)	Margin (dB)	Peak Limit (dBuV/m)	PK Margin (dB)	Azimuth (Degs)	Height (cm)	Polarity
2	* 1.29615	36.04	PK2	29.2	-14.3	50.94	-	-	74	-23.06	300	391	V
	* 1.29578	24.73	MAv1	29.2	-14.3	39.63	54	-14.37	-	-	300	391	V

Range 3: Horizontal 3000 - 18000MHz

Marker	Frequency (GHz)	Meter Reading (dBuV)	Det	AF PRE0213973 (dB/m)	Amp/Cbl/Fltr/Pad (dB)	Corrected Reading (dBuV/m)	Avg Limit (dBuV/m)	Margin (dB)	Peak Limit (dBuV/m)	PK Margin (dB)	Azimuth (Degs)	Height (cm)	Polarity
3	* 4.02303	52.95	PK2	33.5	-41.5	44.95	-	-	74	-29.05	49	388	H
	* 4.02559	40.84	MAv1	33.5	-41.5	32.84	54	-21.16	-	-	49	388	H
4	* 11.20143	48.16	PK2	38	-34.7	51.46	-	-	74	-22.54	168	362	H
	* 11.20331	36.4	MAv1	38	-34.7	39.7	54	-14.3	-	-	168	362	H

Range 4: Vertical 3000 - 18000MHz

Marker	Frequency (GHz)	Meter Reading (dBuV)	Det	AF PRE0213973 (dB/m)	Amp/Cbl/Fltr/Pad (dB)	Corrected Reading (dBuV/m)	Avg Limit (dBuV/m)	Margin (dB)	Peak Limit (dBuV/m)	PK Margin (dB)	Azimuth (Degs)	Height (cm)	Polarity
5	* 4.08648	52.57	PK2	33.6	-41.6	44.57	-	-	74	-29.43	64	244	V
	* 4.08685	41.01	MAv1	33.6	-41.5	33.11	54	-20.89	-	-	64	244	V
6	* 12.1108	48	PK2	39	-33.5	53.5	-	-	74	-20.5	83	310	V
	* 12.10938	36.07	MAv1	39	-33.6	41.47	54	-12.53	-	-	83	310	V

* - indicates frequency in CFR47 Pt 15 / IC RSS-Restricted Band
PK2 - KDB558074 Method: Maximum Peak
MAv1 - KDB558074 Option 1 Maximum RMS Average

UL VERIFICATION SERVICES INC.
47173 Benicia Street, Fremont, CA 94538; USA TEL:(510) 319-4000 FAX:(510) 661-0888
This report shall not be reproduced except in full, without the written approval of UL Verification Services Inc.

10.1.4. 802.11ax HE20 SISO MODE

1TX ANT 4 MODE: 26-Tones, RU Index 0

BANDEDGE (LOW CHANNEL, CH 1)

HORIZONTAL RESULT

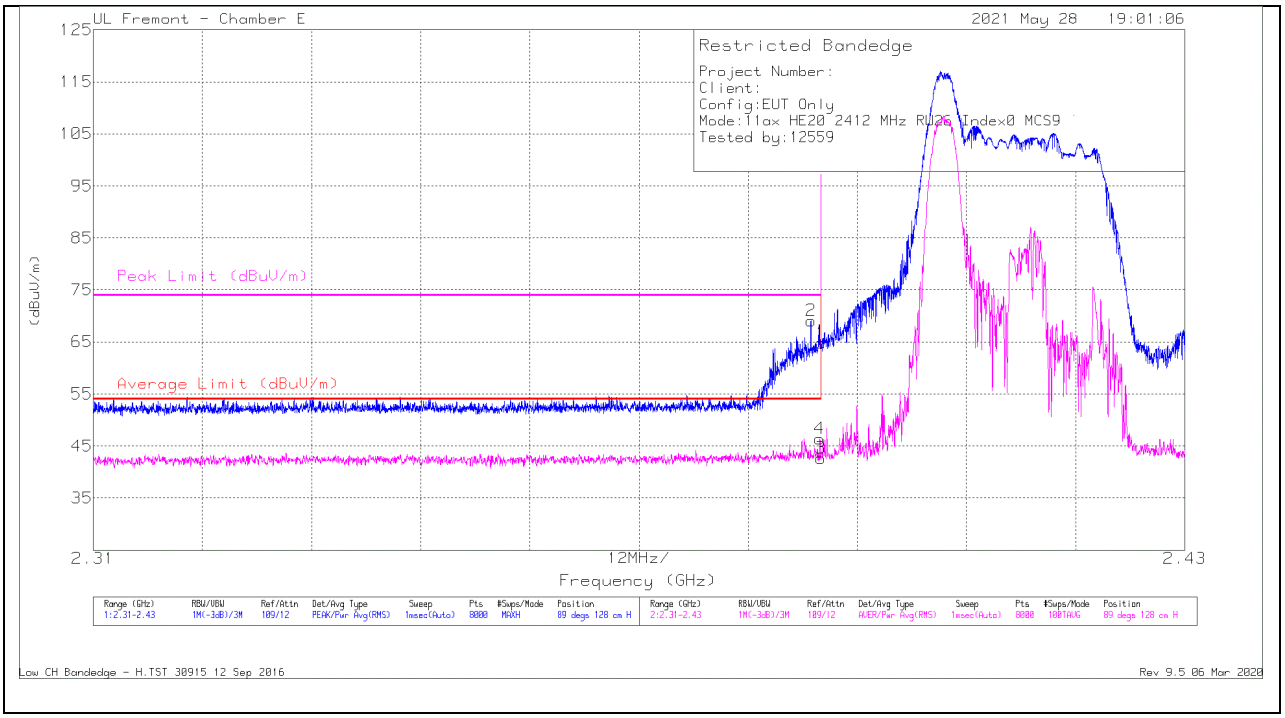

Marker	Frequency (GHz)	Meter Reading (dBuV)	Det	AF PRE0078 107 (dB/m)	Amp/Cbl/ Fltr/Pad (dB)	Corrected Reading (dBuV/m)	Average Limit (dBuV/m)	Margin (dB)	Peak Limit (dBuV/m)	PK Margin (dB)	Azimuth (Degs)	Height (cm)	Polarity
1	* 2.38999	50.2	Pk	32.2	-17.6	64.8	-	-	74	-9.2	89	128	H
2	* 2.3889	54.44	Pk	32.2	-17.6	69.04	-	-	74	-4.96	89	128	H
3	* 2.38999	28.08	RMS	32.2	-17.6	42.68	54	-11.32	-	-	89	128	H
4	* 2.38989	31.82	RMS	32.2	-17.6	46.42	54	-7.58	-	-	89	128	H

* - indicates frequency in CFR47 Pt 15 / IC RSS-Restricted Band
Pk - Peak detector
RMS - RMS detection

UL VERIFICATION SERVICES INC.
47173 Benicia Street, Fremont, CA 94538; USA TEL:(510) 319-4000 FAX:(510) 661-0888
This report shall not be reproduced except in full, without the written approval of UL Verification Services Inc.

VERTICAL RESULT

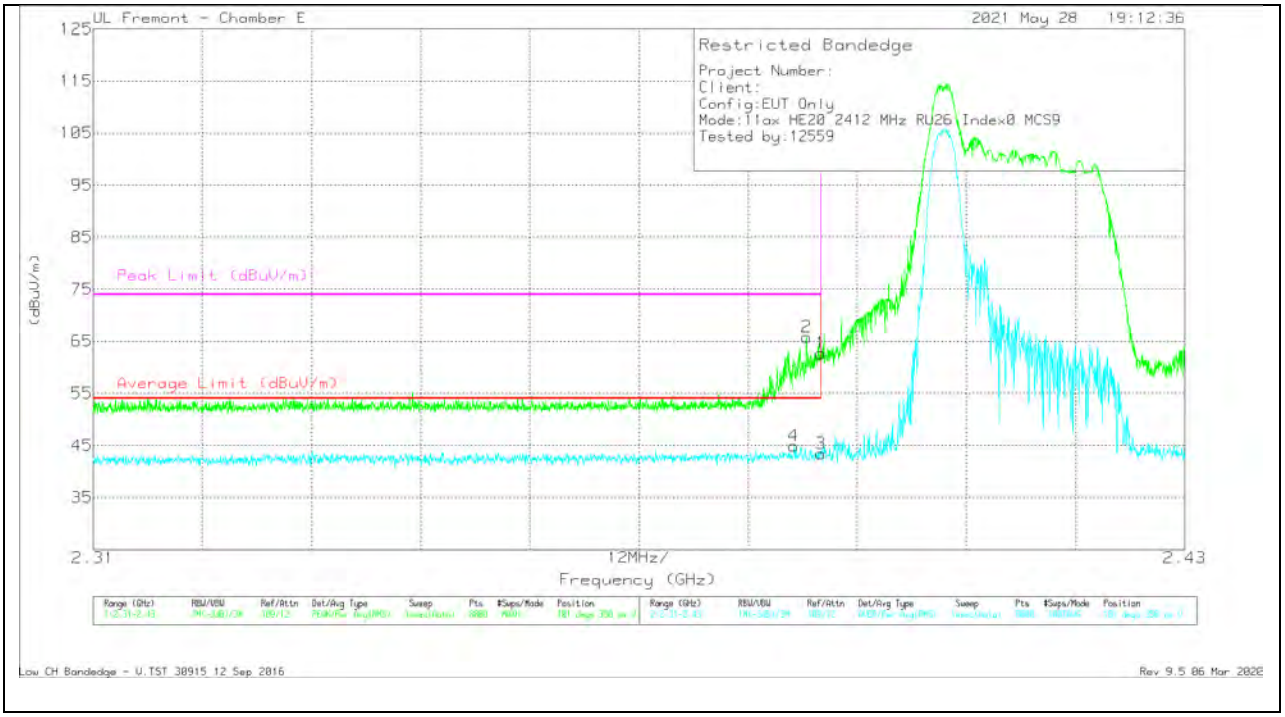

Marker	Frequency (GHz)	Meter Reading (dBuV)	Det	AF PRE0078 107 (dB/m)	Amp/Cbl/ Fltr/Pad (dB)	Corrected Reading (dBuV/m)	Average Limit (dBuV/m)	Margin (dB)	Peak Limit (dBuV/m)	PK Margin (dB)	Azimuth (Degs)	Height (cm)	Polarity
1	* 2.38999	48.06	Pk	32.2	-17.6	62.66	-	-	74	-11.34	101	350	V
2	* 2.3884	51.2	Pk	32.2	-17.6	65.8	-	-	74	-8.2	101	350	V
3	* 2.38999	28.78	RMS	32.2	-17.6	43.38	54	-10.62	-	-	101	350	V
4	* 2.38702	30.27	RMS	32.2	-17.6	44.87	54	-9.13	-	-	101	350	V

* - indicates frequency in CFR47 Pt 15 / IC RSS-Restricted Band
Pk - Peak detector
RMS - RMS detection

UL VERIFICATION SERVICES INC.
47173 Benicia Street, Fremont, CA 94538; USA TEL:(510) 319-4000 FAX:(510) 661-0888
This report shall not be reproduced except in full, without the written approval of UL Verification Services Inc.

BANDEDGE (LOW CHANNEL, CH 2)

HORIZONTAL RESULT

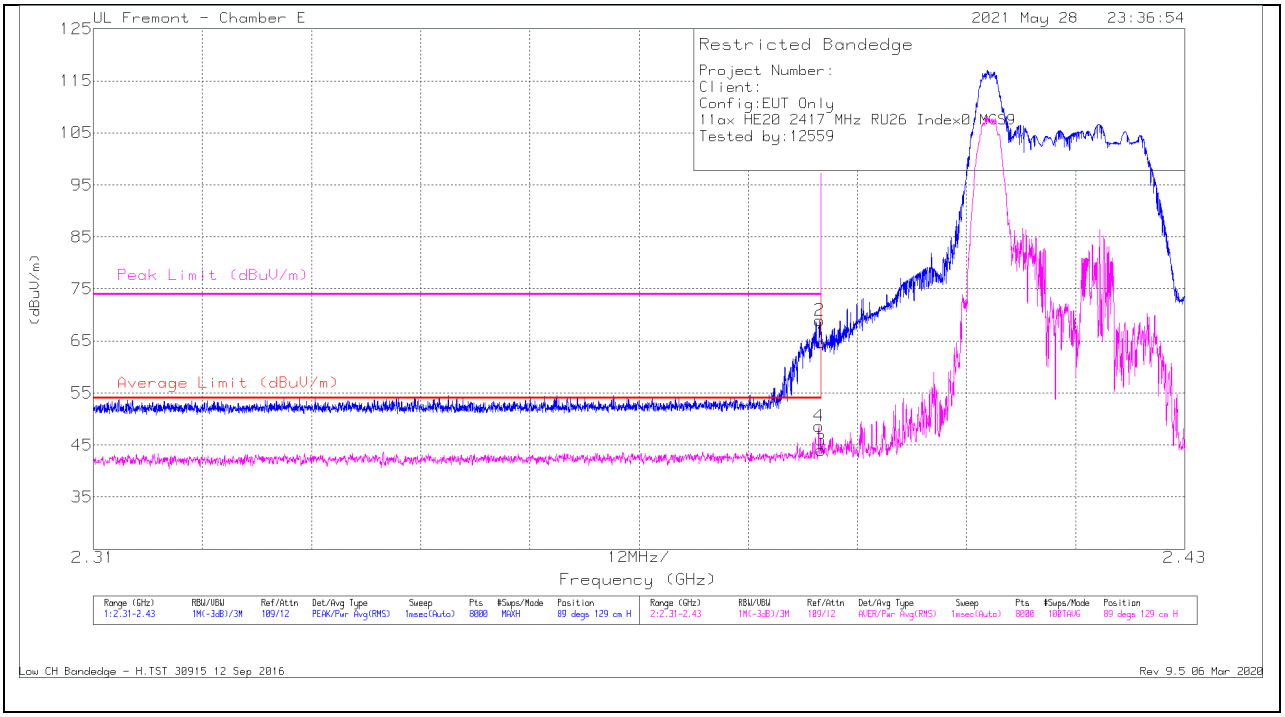

Marker	Frequency (GHz)	Meter Reading (dBuV)	Det	AF PRE0078 107 (dB/m)	Amp/Cbl/ Fltr/Pad (dB)	Corrected Reading (dBuV/m)	Average Limit (dBuV/m)	Margin (dB)	Peak Limit (dBuV/m)	PK Margin (dB)	Azimuth (Degs)	Height (cm)	Polarity
4	* 2.38975	34.05	RMS	32.2	-17.6	48.65	54	-5.35	-	-	89	129	H
2	* 2.38984	54.33	Pk	32.2	-17.6	68.93	-	-	74	-5.07	89	129	H
1	* 2.38999	50.07	Pk	32.2	-17.6	64.67	-	-	74	-9.33	89	129	H
3	* 2.38999	29.4	RMS	32.2	-17.6	44	54	-10	-	-	89	129	H

* - indicates frequency in CFR47 Pt 15 / IC RSS-Restricted Band
Pk - Peak detector
RMS - RMS detection

UL VERIFICATION SERVICES INC.
47173 Benicia Street, Fremont, CA 94538; USA TEL:(510) 319-4000 FAX:(510) 661-0888
This report shall not be reproduced except in full, without the written approval of UL Verification Services Inc.

VERTICAL RESULT

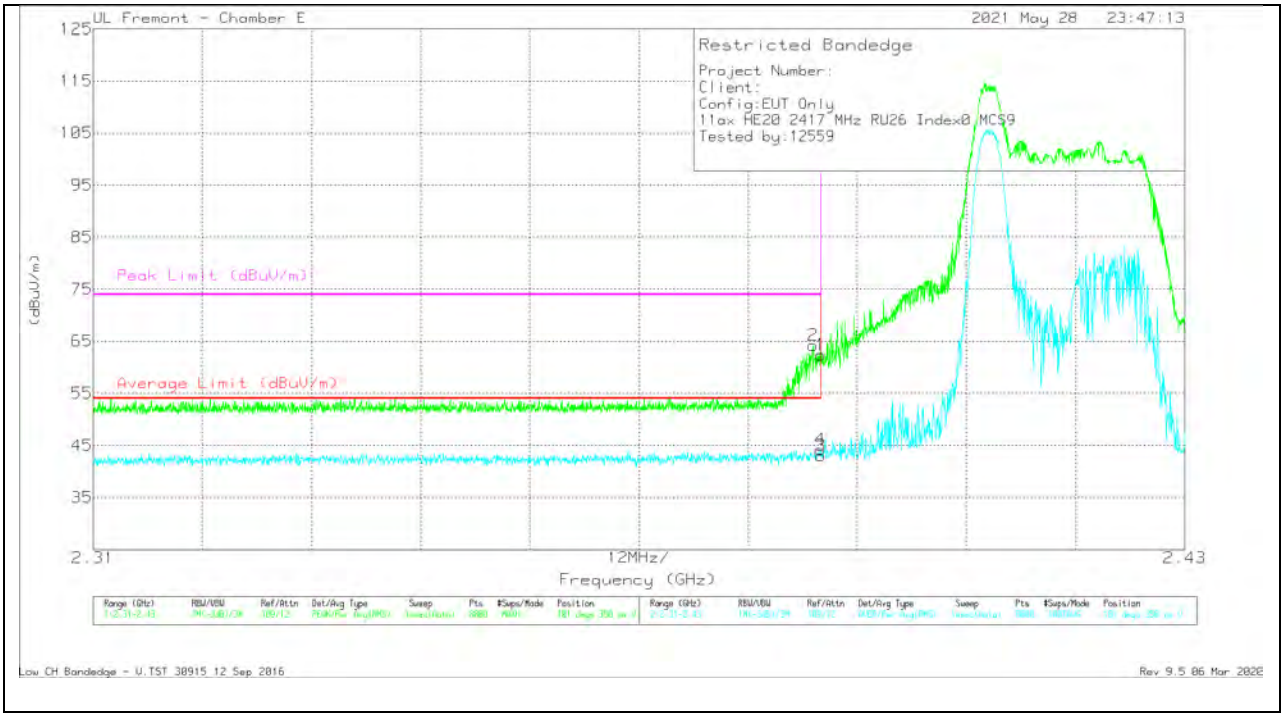

Marker	Frequency (GHz)	Meter Reading (dBuV)	Det	AF PRE0078 107 (dB/m)	Amp/Cbl/ Fltr/Pad (dB)	Corrected Reading (dBuV/m)	Average Limit (dBuV/m)	Margin (dB)	Peak Limit (dBuV/m)	PK Margin (dB)	Azimuth (Degs)	Height (cm)	Polarity
1	* 2.38999	47.79	Pk	32.2	-17.6	62.39	-	-	74	-11.61	101	350	V
2	* 2.38917	49.66	Pk	32.2	-17.6	64.26	-	-	74	-9.74	101	350	V
3	* 2.38999	28.47	RMS	32.2	-17.6	43.07	54	-10.93	-	-	101	350	V
4	* 2.38995	29.54	RMS	32.2	-17.6	44.14	54	-9.86	-	-	101	350	V

* - indicates frequency in CFR47 Pt 15 / IC RSS-Restricted Band
Pk - Peak detector
RMS - RMS detection

UL VERIFICATION SERVICES INC.
47173 Benicia Street, Fremont, CA 94538; USA TEL:(510) 319-4000 FAX:(510) 661-0888
This report shall not be reproduced except in full, without the written approval of UL Verification Services Inc.

BANDEDGE (LOW CHANNEL, CH 3)

HORIZONTAL RESULT

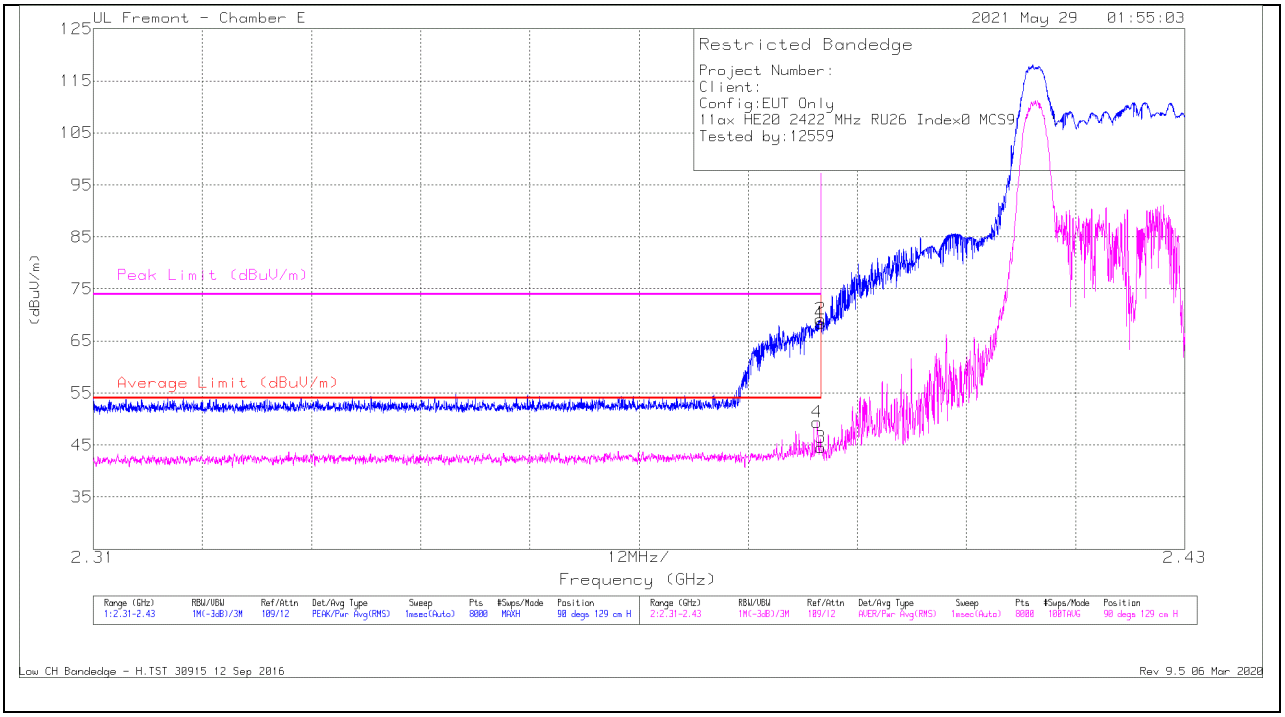

Marker	Frequency (GHz)	Meter Reading (dBuV)	Det	AF PRE0078 107 (dB/m)	Amp/Cbl/ Fltr/Pad (dB)	Corrected Reading (dBuV/m)	Average Limit (dBuV/m)	Margin (dB)	Peak Limit (dBuV/m)	PK Margin (dB)	Azimuth (Degs)	Height (cm)	Polarity
1	* 2.38999	53.81	Pk	32.2	-17.6	68.41	-	-	74	-5.59	90	129	H
2	* 2.38996	54.58	Pk	32.2	-17.6	69.18	-	-	74	-4.82	90	129	H
3	* 2.38999	29.97	RMS	32.2	-17.6	44.57	54	-9.43	-	-	90	129	H
4	* 2.38957	34.76	RMS	32.2	-17.6	49.36	54	-4.64	-	-	90	129	H

* - indicates frequency in CFR47 Pt 15 / IC RSS-Restricted Band
Pk - Peak detector
RMS - RMS detection

UL VERIFICATION SERVICES INC.
47173 Benicia Street, Fremont, CA 94538; USA TEL:(510) 319-4000 FAX:(510) 661-0888
This report shall not be reproduced except in full, without the written approval of UL Verification Services Inc.

VERTICAL RESULT

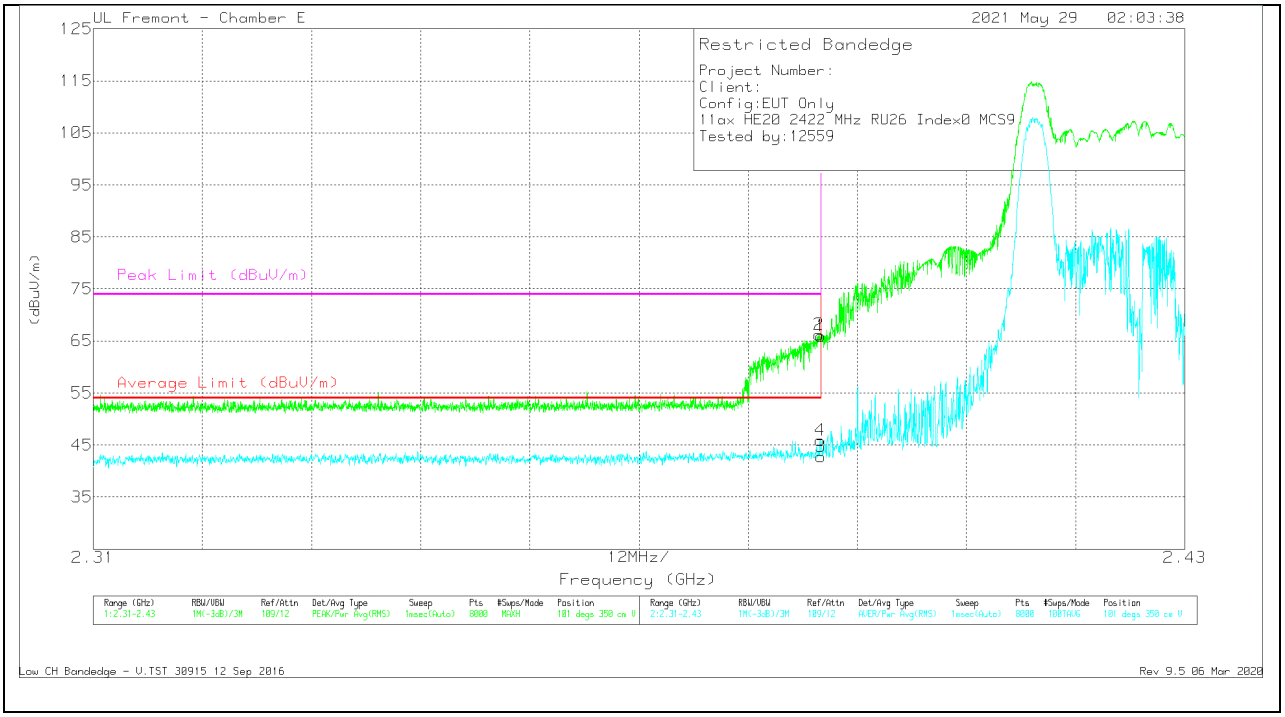

Marker	Frequency (GHz)	Meter Reading (dBuV)	Det	AF PRE0078 107 (dB/m)	Amp/Cbl/ Fltr/Pad (dB)	Corrected Reading (dBuV/m)	Average Limit (dBuV/m)	Margin (dB)	Peak Limit (dBuV/m)	PK Margin (dB)	Azimuth (Degs)	Height (cm)	Polarity
1	* 2.38999	51.4	Pk	32.2	-17.6	66	-	-	74	-8	101	350	V
2	* 2.38978	51.66	Pk	32.2	-17.6	66.26	-	-	74	-7.74	101	350	V
3	* 2.38999	28.15	RMS	32.2	-17.6	42.75	54	-11.25	-	-	101	350	V
4	* 2.3899	31.35	RMS	32.2	-17.6	45.95	54	-8.05	-	-	101	350	V

* - indicates frequency in CFR47 Pt 15 / IC RSS-Restricted Band
Pk - Peak detector
RMS - RMS detection

UL VERIFICATION SERVICES INC.
47173 Benicia Street, Fremont, CA 94538; USA TEL:(510) 319-4000 FAX:(510) 661-0888
This report shall not be reproduced except in full, without the written approval of UL Verification Services Inc.

BANDEDGE (HIGH CHANNEL, CH 9)

HORIZONTAL RESULT

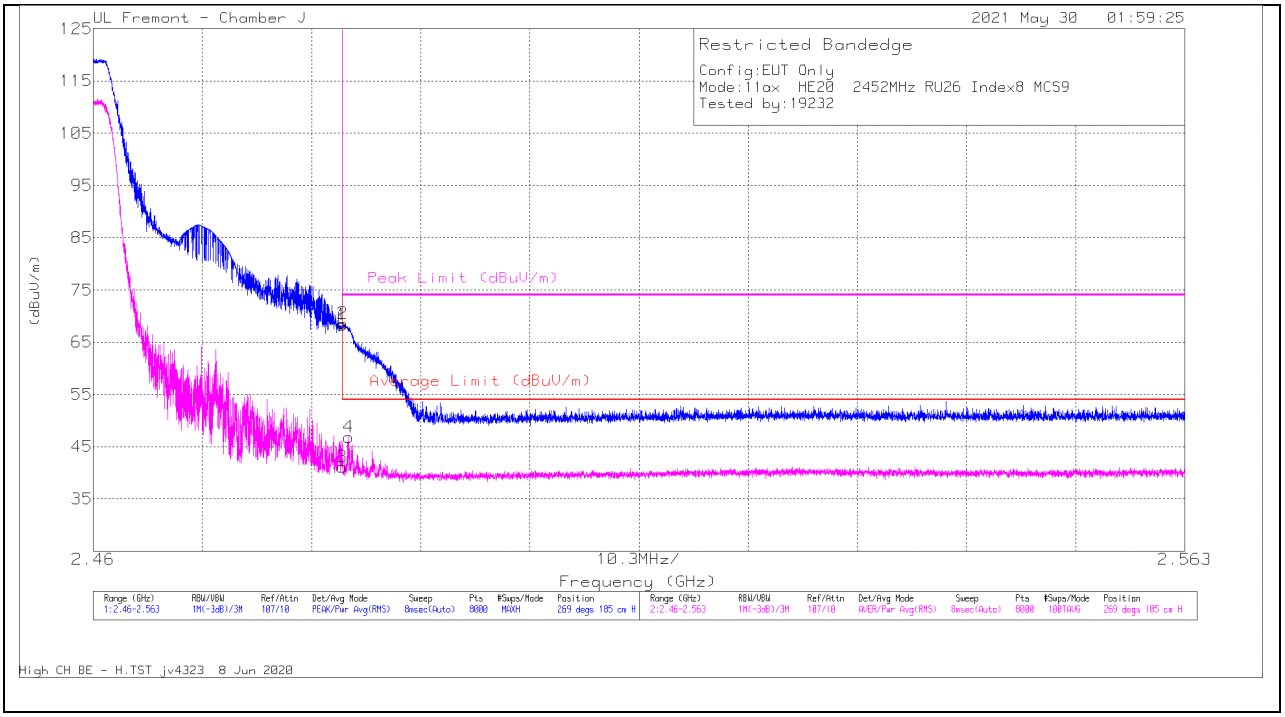

Marker	Frequency (GHz)	Meter Reading (dBuV)	Det	AF PRE0100 034 (dB/m)	Amp/Cbl/ Fltr/Pad (dB)	Corrected Reading (dBuV/m)	Average Limit (dBuV/m)	Margin (dB)	Peak Limit (dBuV/m)	PK Margin (dB)	Azimuth (Degs)	Height (cm)	Polarity
1	* 2.4835	50	Pk	32.5	-14.2	68.3	-	-	74	-5.7	269	185	H
2	* 2.48355	50.25	Pk	32.5	-14.2	68.55	-	-	74	-5.45	269	185	H
3	* 2.4835	22.82	RMS	32.5	-14.2	41.12	54	-12.88	-	-	269	185	H
4	* 2.48411	28.47	RMS	32.5	-14.2	46.77	54	-7.23	-	-	269	185	H

* - indicates frequency in CFR47 Pt 15 / IC RSS-Restricted Band
Pk - Peak detector
RMS - RMS detection

UL VERIFICATION SERVICES INC.
47173 Benicia Street, Fremont, CA 94538; USA TEL:(510) 319-4000 FAX:(510) 661-0888
This report shall not be reproduced except in full, without the written approval of UL Verification Services Inc.

VERTICAL RESULT

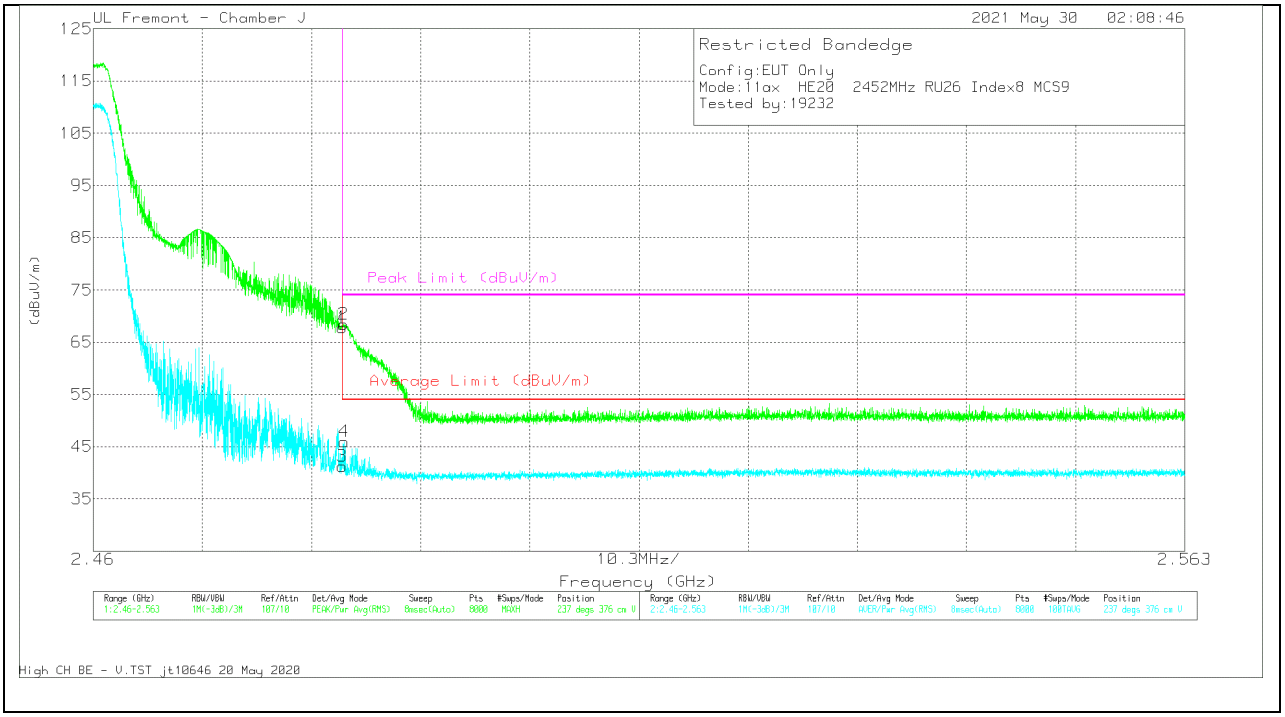

Marker	Frequency (GHz)	Meter Reading (dBuV)	Det	AF PRE0100 034 (dB/m)	Amp/Cbl/ Fltr/Pad (dB)	Corrected Reading (dBuV/m)	Average Limit (dBuV/m)	Margin (dB)	Peak Limit (dBuV/m)	PK Margin (dB)	Azimuth (Degs)	Height (cm)	Polarity
1	* 2.4835	49.5	Pk	32.5	-14.2	67.8	-	-	74	-6.2	237	376	V
2	* 2.48359	50.09	Pk	32.5	-14.2	68.39	-	-	74	-5.61	237	376	V
3	* 2.4835	22.88	RMS	32.5	-14.2	41.18	54	-12.82	-	-	237	376	V
4	* 2.48368	27.62	RMS	32.5	-14.2	45.92	54	-8.08	-	-	237	376	V

* - indicates frequency in CFR47 Pt 15 / IC RSS-Restricted Band
Pk - Peak detector
RMS - RMS detection

UL VERIFICATION SERVICES INC.
47173 Benicia Street, Fremont, CA 94538; USA TEL:(510) 319-4000 FAX:(510) 661-0888
This report shall not be reproduced except in full, without the written approval of UL Verification Services Inc.