ANT 3: 26-Tone, RU Index 8

LOW CHANNEL 1 BANDEDGE

OUT-OF-BAND LOW CHANNEL 1

LOW CHANNEL 2 BANDEDGE

OUT-OF-BAND LOW CHANNEL 2

LOW CHANNEL 3 BANDEDGE

OUT-OF-BAND LOW CHANNEL 3

UL VERIFICATION SERVICES INC.
47173 Benicia Street, Fremont, CA 94538; USA TEL:(510) 319-4000 FAX:(510) 661-0888

This report shall not be reproduced except in full, without the written approval of UL Verification Services Inc.

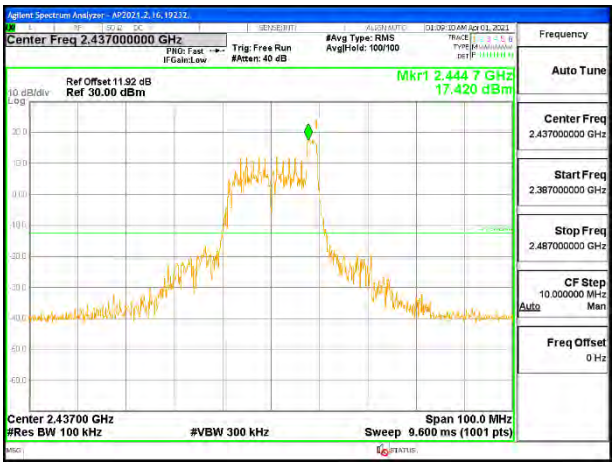

MID CHANNEL REFERNCE LEVEL

OUT-OF-BAND MID CHANNEL

HIGH CHANNEL 9 BANDEDGE

OUT-OF-BAND HIGH CHANNEL 9

HIGH CHANNEL 10 BANDEDGE

OUT-OF-BAND HIGH CHANNEL 10

UL VERIFICATION SERVICES INC.
47173 Benicia Street, Fremont, CA 94538; USA TEL:(510) 319-4000 FAX:(510) 661-0888

This report shall not be reproduced except in full, without the written approval of UL Verification Services Inc.

HIGH CHANNEL 11 BANDEDGE

OUT-OF-BAND HIGH CHANNEL 11

HIGH CHANNEL 12 BANDEDGE

OUT-OF-BAND HIGH CHANNEL 12

HIGH CHANNEL 13 BANDEDGE

OUT-OF-BAND HIGH CHANNEL 13

UL VERIFICATION SERVICES INC.
47173 Benicia Street, Fremont, CA 94538; USA TEL:(510) 319-4000 FAX:(510) 661-0888

This report shall not be reproduced except in full, without the written approval of UL Verification Services Inc.

ANT 3: SU Mode

LOW CHANNEL 1 BANDEDGE

OUT-OF-BAND LOW CHANNEL 1

LOW CHANNEL 2 BANDEDGE

OUT-OF-BAND LOW CHANNEL 2

LOW CHANNEL 3 BANDEDGE

OUT-OF-BAND LOW CHANNEL 3

UL VERIFICATION SERVICES INC.
47173 Benicia Street, Fremont, CA 94538; USA TEL:(510) 319-4000 FAX:(510) 661-0888

This report shall not be reproduced except in full, without the written approval of UL Verification Services Inc.

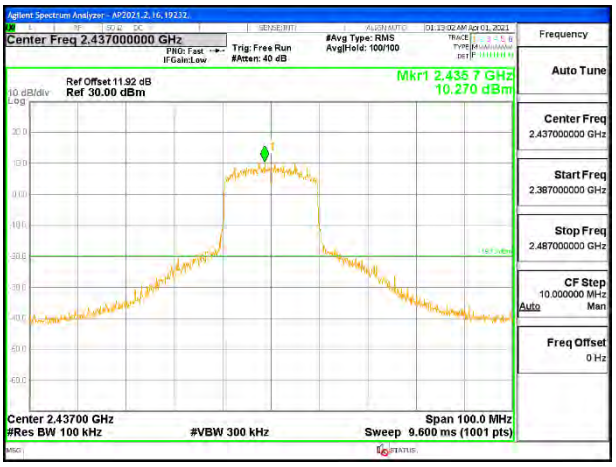

MID CHANNEL REFERNCE LEVEL

OUT-OF-BAND MID CHANNEL

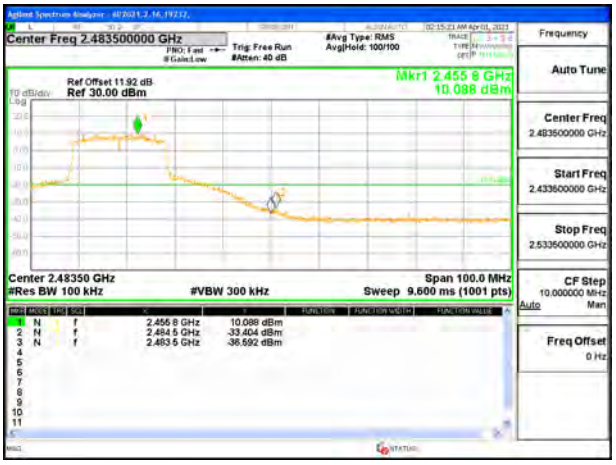

HIGH CHANNEL 9 BANDEDGE

OUT-OF-BAND HIGH CHANNEL 9

HIGH CHANNEL 10 BANDEDGE

OUT-OF-BAND HIGH CHANNEL 10

UL VERIFICATION SERVICES INC.
47173 Benicia Street, Fremont, CA 94538; USA TEL:(510) 319-4000 FAX:(510) 661-0888

This report shall not be reproduced except in full, without the written approval of UL Verification Services Inc.

HIGH CHANNEL 11 BANDEDGE

OUT-OF-BAND HIGH CHANNEL 11

HIGH CHANNEL 12 BANDEDGE

OUT-OF-BAND HIGH CHANNEL 12

HIGH CHANNEL 13 BANDEDGE

OUT-OF-BAND HIGH CHANNEL 13

UL VERIFICATION SERVICES INC.
47173 Benicia Street, Fremont, CA 94538; USA TEL:(510) 319-4000 FAX:(510) 661-0888

This report shall not be reproduced except in full, without the written approval of UL Verification Services Inc.

9.6.5. **802.11ax HE20 OFDMA MODE 2TX**

ANT 4 + ANT 3: 26-Tone, RU Index 0

LOW CHANNEL 1 BANDEDGE ANT 4

OUT-OF-BAND LOW CHANNEL 1 ANT 4

LOW CHANNEL 2 BANDEDGE ANT 4

OUT-OF-BAND LOW CHANNEL 2 ANT 4

LOW CHANNEL 3 BANDEDGE ANT 4

OUT-OF-BAND LOW CHANNEL 3 ANT 4

UL VERIFICATION SERVICES INC.
47173 Benicia Street, Fremont, CA 94538; USA TEL:(510) 319-4000 FAX:(510) 661-0888

This report shall not be reproduced except in full, without the written approval of UL Verification Services Inc.

LOW CHANNEL 4 BANDEDGE ANT 4

OUT-OF-BAND LOW CHANNEL 4 ANT 4

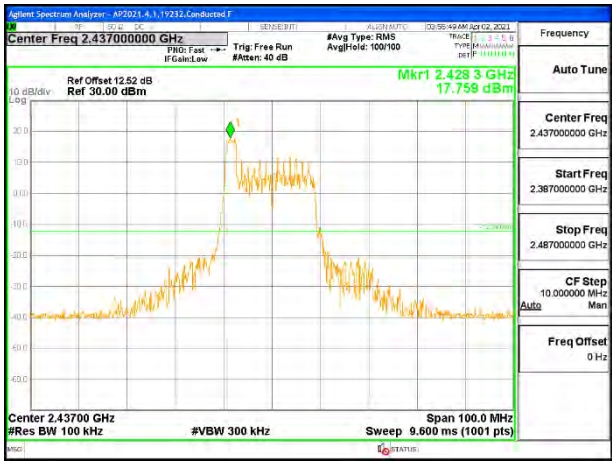

MID CHANNEL REFERENCE LEVEL ANT 4

OUT-OF-BAND MID CHANNEL ANT 4

HIGH CHANNEL 8 BANDEDGE ANT 4

OUT-OF-BAND HIGH CHANNEL 8 ANT 4

UL VERIFICATION SERVICES INC.
47173 Benicia Street, Fremont, CA 94538; USA TEL:(510) 319-4000 FAX:(510) 661-0888

This report shall not be reproduced except in full, without the written approval of UL Verification Services Inc.

HIGH CHANNEL 9 BANDEDGE ANT 4

OUT-OF-BAND HIGH CHANNEL 9 ANT 4

HIGH CHANNEL 10 BANDEDGE ANT 4

OUT-OF-BAND HIGH CHANNEL 10 ANT 4

HIGH CHANNEL 11 BANDEDGE ANT 4

OUT-OF-BAND HIGH CHANNEL 11 ANT 4

UL VERIFICATION SERVICES INC.
47173 Benicia Street, Fremont, CA 94538; USA TEL:(510) 319-4000 FAX:(510) 661-0888

This report shall not be reproduced except in full, without the written approval of UL Verification Services Inc.

HIGH CHANNEL 12 BANDEDGE ANT 4

OUT-OF-BAND HIGH CHANNEL 12 ANT 4

HIGH CHANNEL 13 BANDEDGE ANT 4

OUT-OF-BAND HIGH CHANNEL 13 ANT 4

UL VERIFICATION SERVICES INC.
47173 Benicia Street, Fremont, CA 94538; USA TEL:(510) 319-4000 FAX:(510) 661-0888

This report shall not be reproduced except in full, without the written approval of UL Verification Services Inc.

LOW CHANNEL 1 BANDEDGE ANT 3

OUT-OF-BAND LOW CHANNEL 1 ANT 3

LOW CHANNEL 2 BANDEDGE ANT 3

OUT-OF-BAND LOW CHANNEL 2 ANT 3

LOW CHANNEL 3 BANDEDGE ANT 3

OUT-OF-BAND LOW CHANNEL 3 ANT 3

UL VERIFICATION SERVICES INC.
47173 Benicia Street, Fremont, CA 94538; USA TEL:(510) 319-4000 FAX:(510) 661-0888

This report shall not be reproduced except in full, without the written approval of UL Verification Services Inc.

LOW CHANNEL 4 BANDEDGE ANT 3

OUT-OF-BAND LOW CHANNEL 4 ANT 3

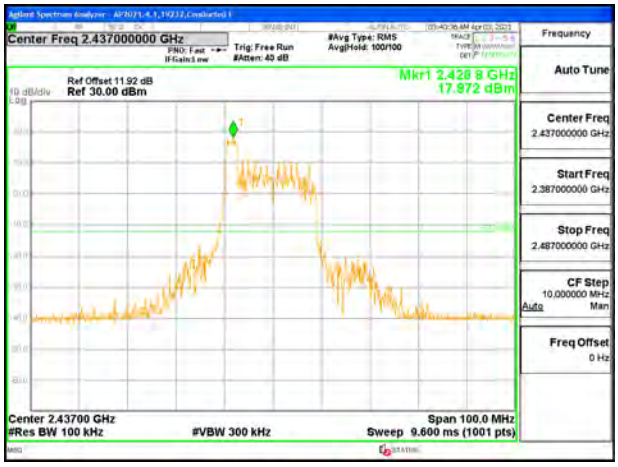

MID CHANNEL REFERENCE LEVEL ANT 3

OUT-OF-BAND MID CHANNEL ANT 3

HIGH CHANNEL 8 BANDEDGE ANT 3

OUT-OF-BAND HIGH CHANNEL 8 ANT 3

UL VERIFICATION SERVICES INC.
47173 Benicia Street, Fremont, CA 94538; USA TEL:(510) 319-4000 FAX:(510) 661-0888

This report shall not be reproduced except in full, without the written approval of UL Verification Services Inc.

HIGH CHANNEL 9 BANDEDGE ANT 3

OUT-OF-BAND HIGH CHANNEL 9 ANT 3

HIGH CHANNEL 10 BANDEDGE ANT 3

OUT-OF-BAND HIGH CHANNEL 10 ANT 3

HIGH CHANNEL 11 BANDEDGE ANT 3

OUT-OF-BAND HIGH CHANNEL 11 ANT 3

UL VERIFICATION SERVICES INC.
47173 Benicia Street, Fremont, CA 94538; USA TEL:(510) 319-4000 FAX:(510) 661-0888

This report shall not be reproduced except in full, without the written approval of UL Verification Services Inc.

HIGH CHANNEL 12 BANDEDGE ANT 3

OUT-OF-BAND HIGH CHANNEL 12 ANT 3

HIGH CHANNEL 13 BANDEDGE ANT 3

OUT-OF-BAND HIGH CHANNEL 13 ANT 3

UL VERIFICATION SERVICES INC.
47173 Benicia Street, Fremont, CA 94538; USA TEL:(510) 319-4000 FAX:(510) 661-0888

This report shall not be reproduced except in full, without the written approval of UL Verification Services Inc.

ANT 4 + ANT 3: 26-Tone, RU Index 4

LOW CHANNEL 1 BANDEDGE ANT 4

OUT-OF-BAND LOW CHANNEL 1 ANT 4

LOW CHANNEL 2 BANDEDGE ANT 4

OUT-OF-BAND LOW CHANNEL 2 ANT 4

LOW CHANNEL 3 BANDEDGE ANT 4

OUT-OF-BAND LOW CHANNEL 3 ANT 4

UL VERIFICATION SERVICES INC.
47173 Benicia Street, Fremont, CA 94538; USA TEL:(510) 319-4000 FAX:(510) 661-0888

This report shall not be reproduced except in full, without the written approval of UL Verification Services Inc.

LOW CHANNEL 4 BANDEDGE ANT 4

OUT-OF-BAND LOW CHANNEL 4 ANT 4

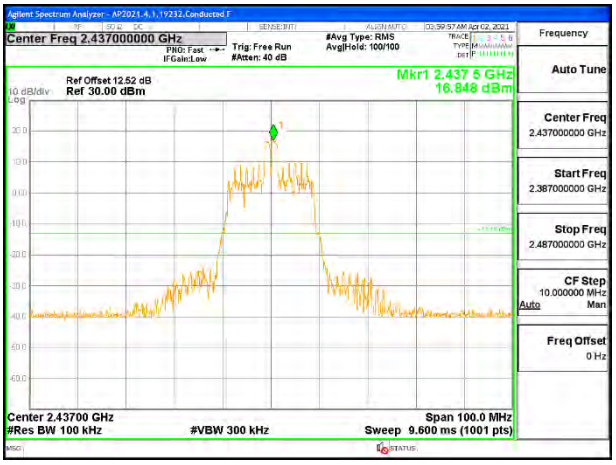

MID CHANNEL REFERENCE LEVEL ANT 4

OUT-OF-BAND MID CHANNEL ANT 4

HIGH CHANNEL 8 BANDEDGE ANT 4

OUT-OF-BAND HIGH CHANNEL 8 ANT 4

UL VERIFICATION SERVICES INC.
47173 Benicia Street, Fremont, CA 94538; USA TEL:(510) 319-4000 FAX:(510) 661-0888

This report shall not be reproduced except in full, without the written approval of UL Verification Services Inc.

HIGH CHANNEL 9 BANDEDGE ANT 4

OUT-OF-BAND HIGH CHANNEL 9 ANT 4

HIGH CHANNEL 10 BANDEDGE ANT 4

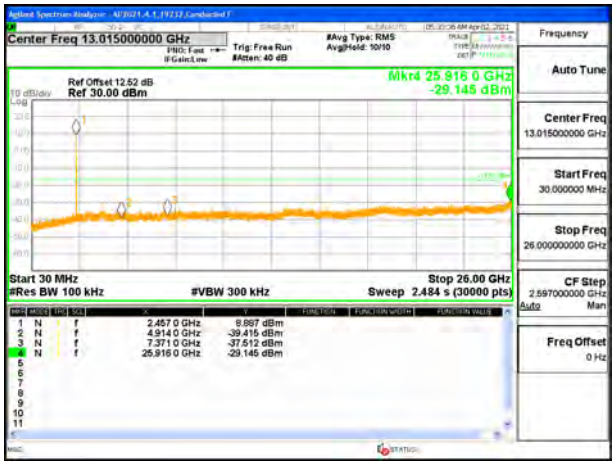

OUT-OF-BAND HIGH CHANNEL 10 ANT 4

HIGH CHANNEL 11 BANDEDGE ANT 4

OUT-OF-BAND HIGH CHANNEL 11 ANT 4

UL VERIFICATION SERVICES INC.
47173 Benicia Street, Fremont, CA 94538; USA TEL:(510) 319-4000 FAX:(510) 661-0888

This report shall not be reproduced except in full, without the written approval of UL Verification Services Inc.

HIGH CHANNEL 12 BANDEDGE ANT 4

OUT-OF-BAND HIGH CHANNEL 12 ANT 4

HIGH CHANNEL 13 BANDEDGE ANT 4

OUT-OF-BAND HIGH CHANNEL 13 ANT 4

UL VERIFICATION SERVICES INC.
47173 Benicia Street, Fremont, CA 94538; USA TEL:(510) 319-4000 FAX:(510) 661-0888

This report shall not be reproduced except in full, without the written approval of UL Verification Services Inc.

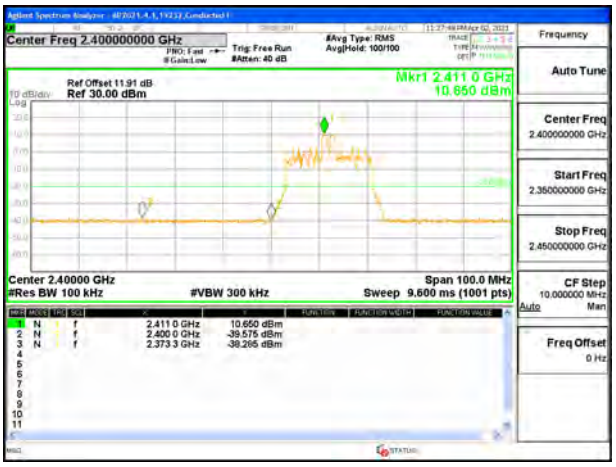

LOW CHANNEL 1 BANDEDGE ANT 3

OUT-OF-BAND LOW CHANNEL 1 ANT 3

LOW CHANNEL 2 BANDEDGE ANT 3

OUT-OF-BAND LOW CHANNEL 2 ANT 3

LOW CHANNEL 3 BANDEDGE ANT 3

OUT-OF-BAND LOW CHANNEL 3 ANT 3

UL VERIFICATION SERVICES INC.
47173 Benicia Street, Fremont, CA 94538; USA TEL:(510) 319-4000 FAX:(510) 661-0888

This report shall not be reproduced except in full, without the written approval of UL Verification Services Inc.

LOW CHANNEL 4 BANDEDGE ANT 3

OUT-OF-BAND LOW CHANNEL 4 ANT 3

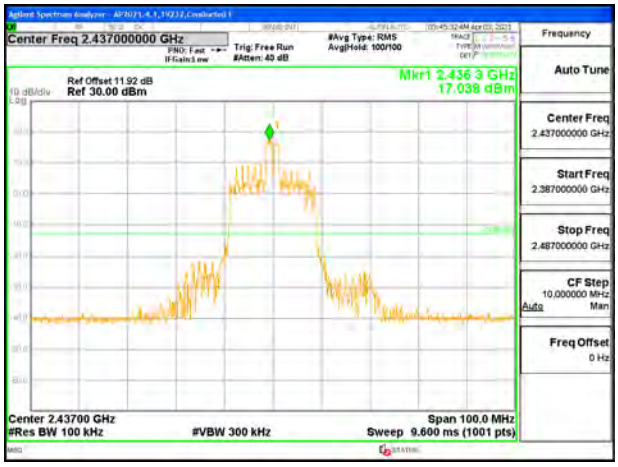

MID CHANNEL REFERENCE LEVEL ANT 3

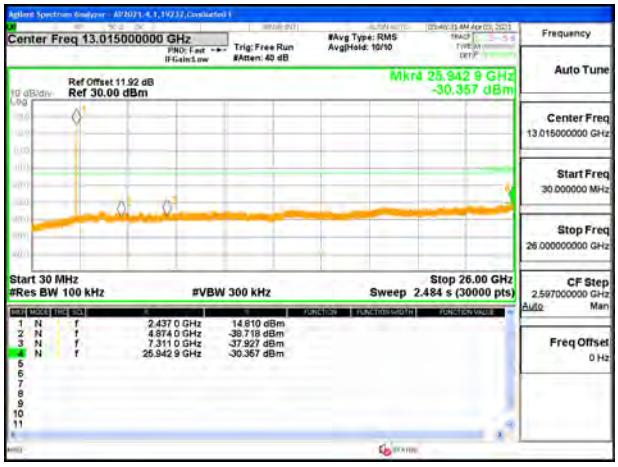

OUT-OF-BAND MID CHANNEL ANT 3

HIGH CHANNEL 8 BANDEDGE ANT 3

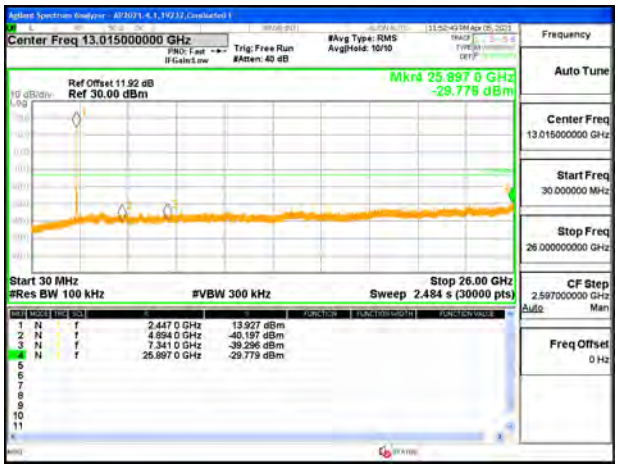

OUT-OF-BAND HIGH CHANNEL 8 ANT 3

UL VERIFICATION SERVICES INC.
47173 Benicia Street, Fremont, CA 94538; USA TEL:(510) 319-4000 FAX:(510) 661-0888

This report shall not be reproduced except in full, without the written approval of UL Verification Services Inc.

HIGH CHANNEL 9 BANDEDGE ANT 3

OUT-OF-BAND HIGH CHANNEL 9 ANT 3

HIGH CHANNEL 10 BANDEDGE ANT 3

OUT-OF-BAND HIGH CHANNEL 10 ANT 3

HIGH CHANNEL 11 BANDEDGE ANT 3

OUT-OF-BAND HIGH CHANNEL 11 ANT 3

UL VERIFICATION SERVICES INC.
47173 Benicia Street, Fremont, CA 94538; USA TEL:(510) 319-4000 FAX:(510) 661-0888

This report shall not be reproduced except in full, without the written approval of UL Verification Services Inc.

HIGH CHANNEL 12 BANDEDGE ANT 3

OUT-OF-BAND HIGH CHANNEL 12 ANT 3

HIGH CHANNEL 13 BANDEDGE ANT 3

OUT-OF-BAND HIGH CHANNEL 13 ANT 3

UL VERIFICATION SERVICES INC.
47173 Benicia Street, Fremont, CA 94538; USA TEL:(510) 319-4000 FAX:(510) 661-0888

This report shall not be reproduced except in full, without the written approval of UL Verification Services Inc.

ANT 4 + ANT 3: 26-Tone, RU Index 8

LOW CHANNEL 1 BANDEDGE ANT 4

OUT-OF-BAND LOW CHANNEL 1 ANT 4

LOW CHANNEL 2 BANDEDGE ANT 4

OUT-OF-BAND LOW CHANNEL 2 ANT 4

LOW CHANNEL 3 BANDEDGE ANT 4

OUT-OF-BAND LOW CHANNEL 3 ANT 4

UL VERIFICATION SERVICES INC.
47173 Benicia Street, Fremont, CA 94538; USA TEL:(510) 319-4000 FAX:(510) 661-0888

This report shall not be reproduced except in full, without the written approval of UL Verification Services Inc.

LOW CHANNEL 4 BANDEDGE ANT 4

OUT-OF-BAND LOW CHANNEL 4 ANT 4

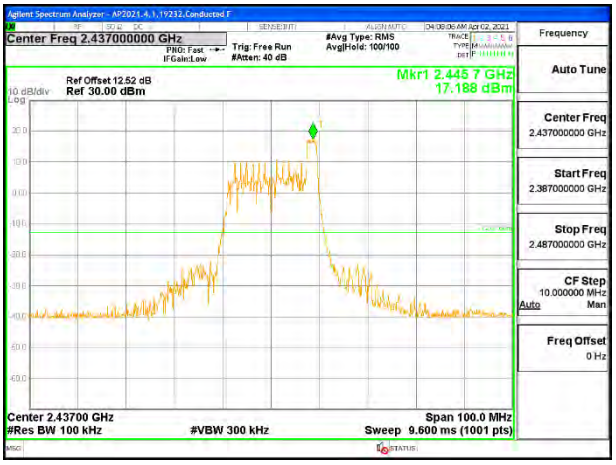

MID CHANNEL REFERENCE LEVEL ANT 4

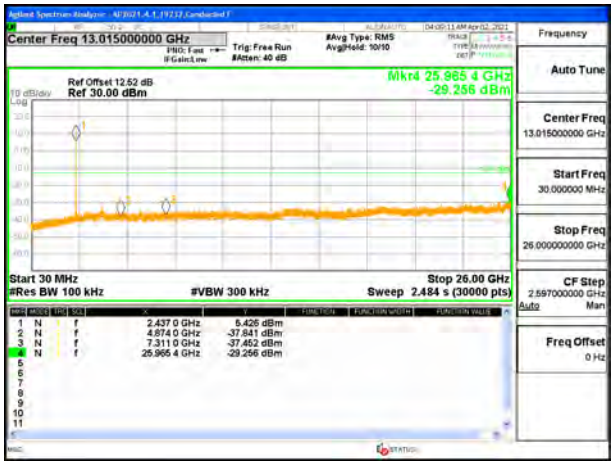

OUT-OF-BAND MID CHANNEL ANT 4

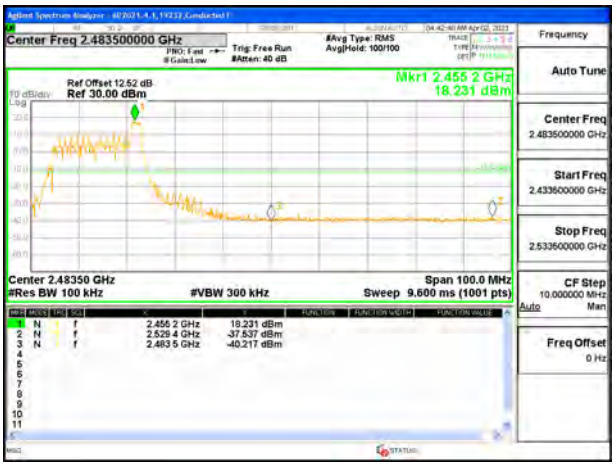

HIGH CHANNEL 8 BANDEDGE ANT 4

OUT-OF-BAND HIGH CHANNEL 8 ANT 4

UL VERIFICATION SERVICES INC.
47173 Benicia Street, Fremont, CA 94538; USA TEL:(510) 319-4000 FAX:(510) 661-0888

This report shall not be reproduced except in full, without the written approval of UL Verification Services Inc.

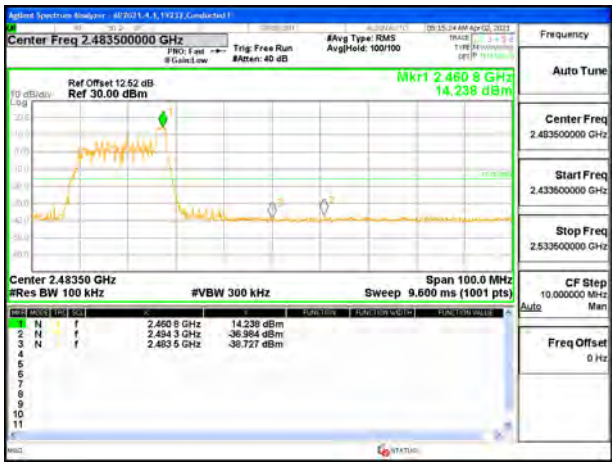

HIGH CHANNEL 9 BANDEDGE ANT 4

OUT-OF-BAND HIGH CHANNEL 9 ANT 4

HIGH CHANNEL 10 BANDEDGE ANT 4

OUT-OF-BAND HIGH CHANNEL 10 ANT 4

HIGH CHANNEL 11 BANDEDGE ANT 4

OUT-OF-BAND HIGH CHANNEL 11 ANT 4

UL VERIFICATION SERVICES INC.
47173 Benicia Street, Fremont, CA 94538; USA TEL:(510) 319-4000 FAX:(510) 661-0888

This report shall not be reproduced except in full, without the written approval of UL Verification Services Inc.

HIGH CHANNEL 12 BANDEDGE ANT 4

OUT-OF-BAND HIGH CHANNEL 12 ANT 4

HIGH CHANNEL 13 BANDEDGE ANT 4

OUT-OF-BAND HIGH CHANNEL 13 ANT 4

UL VERIFICATION SERVICES INC.
47173 Benicia Street, Fremont, CA 94538; USA TEL:(510) 319-4000 FAX:(510) 661-0888

This report shall not be reproduced except in full, without the written approval of UL Verification Services Inc.

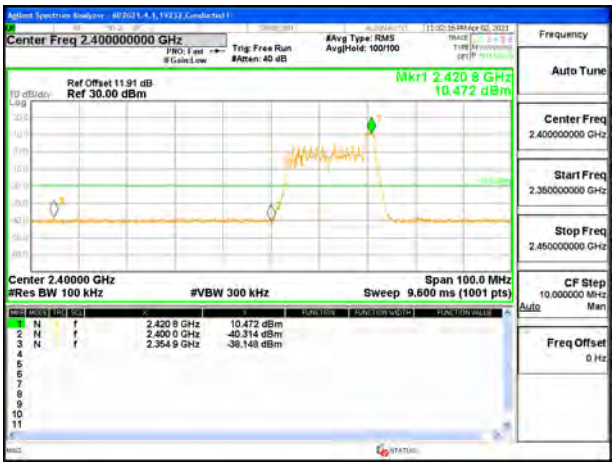

LOW CHANNEL 1 BANDEDGE ANT 3

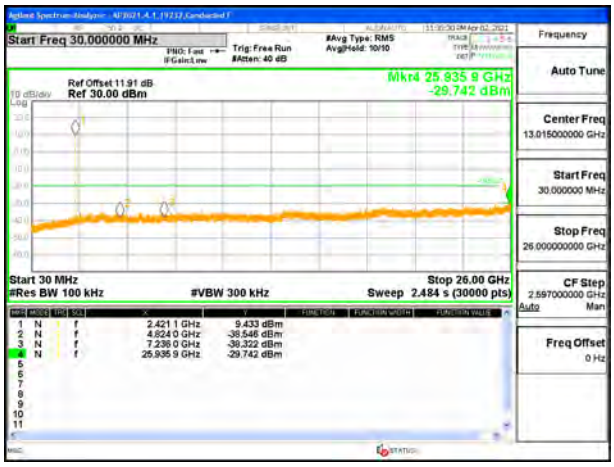

OUT-OF-BAND LOW CHANNEL 1 ANT 3

LOW CHANNEL 2 BANDEDGE ANT 3

OUT-OF-BAND LOW CHANNEL 2 ANT 3

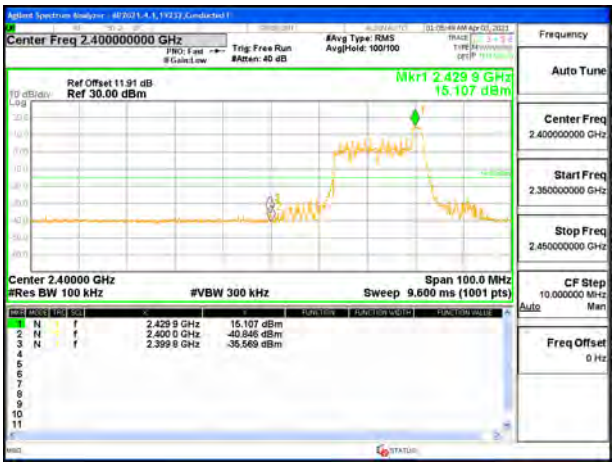

LOW CHANNEL 3 BANDEDGE ANT 3

OUT-OF-BAND LOW CHANNEL 3 ANT 3

UL VERIFICATION SERVICES INC.
47173 Benicia Street, Fremont, CA 94538; USA TEL:(510) 319-4000 FAX:(510) 661-0888

This report shall not be reproduced except in full, without the written approval of UL Verification Services Inc.

LOW CHANNEL 4 BANDEDGE ANT 3

OUT-OF-BAND LOW CHANNEL 4 ANT 3

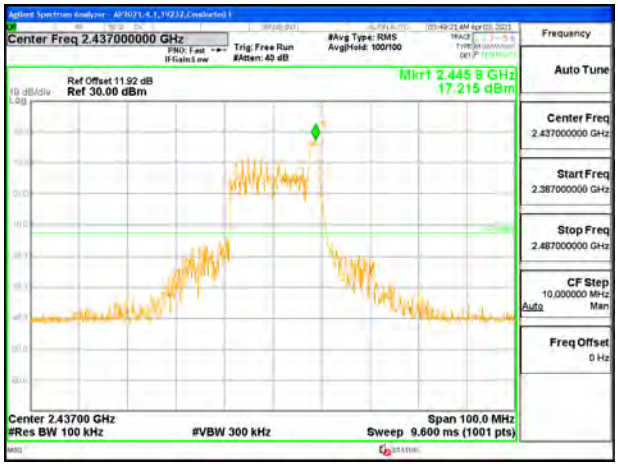

MID CHANNEL REFERENCE LEVEL ANT 3

OUT-OF-BAND MID CHANNEL ANT 3

HIGH CHANNEL 8 BANDEDGE ANT 3

OUT-OF-BAND HIGH CHANNEL 8 ANT 3

UL VERIFICATION SERVICES INC.
47173 Benicia Street, Fremont, CA 94538; USA TEL:(510) 319-4000 FAX:(510) 661-0888

This report shall not be reproduced except in full, without the written approval of UL Verification Services Inc.

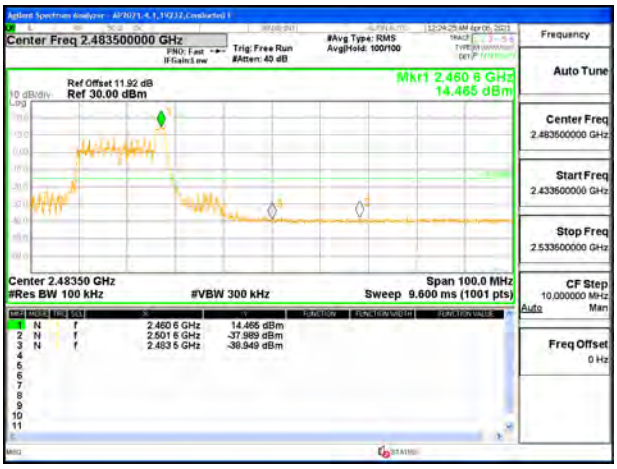

HIGH CHANNEL 9 BANDEDGE ANT 3

OUT-OF-BAND HIGH CHANNEL 9 ANT 3

HIGH CHANNEL 10 BANDEDGE ANT 3

OUT-OF-BAND HIGH CHANNEL 10 ANT 3

HIGH CHANNEL 11 BANDEDGE ANT 3

OUT-OF-BAND HIGH CHANNEL 11 ANT 3

UL VERIFICATION SERVICES INC.
47173 Benicia Street, Fremont, CA 94538; USA TEL:(510) 319-4000 FAX:(510) 661-0888

This report shall not be reproduced except in full, without the written approval of UL Verification Services Inc.

HIGH CHANNEL 12 BANDEDGE ANT 3

OUT-OF-BAND HIGH CHANNEL 12 ANT 3

HIGH CHANNEL 13 BANDEDGE ANT 3

OUT-OF-BAND HIGH CHANNEL 13 ANT 3

UL VERIFICATION SERVICES INC.
47173 Benicia Street, Fremont, CA 94538; USA TEL:(510) 319-4000 FAX:(510) 661-0888

This report shall not be reproduced except in full, without the written approval of UL Verification Services Inc.

ANT 4 + ANT 3: SU Mode

LOW CHANNEL 1 BANDEDGE ANT 4

OUT-OF-BAND LOW CHANNEL 1 ANT 4

LOW CHANNEL 2 BANDEDGE ANT 4

OUT-OF-BAND LOW CHANNEL 2 ANT 4

LOW CHANNEL 3 BANDEDGE ANT 4

OUT-OF-BAND LOW CHANNEL 3 ANT 4

UL VERIFICATION SERVICES INC.
47173 Benicia Street, Fremont, CA 94538; USA TEL:(510) 319-4000 FAX:(510) 661-0888

This report shall not be reproduced except in full, without the written approval of UL Verification Services Inc.

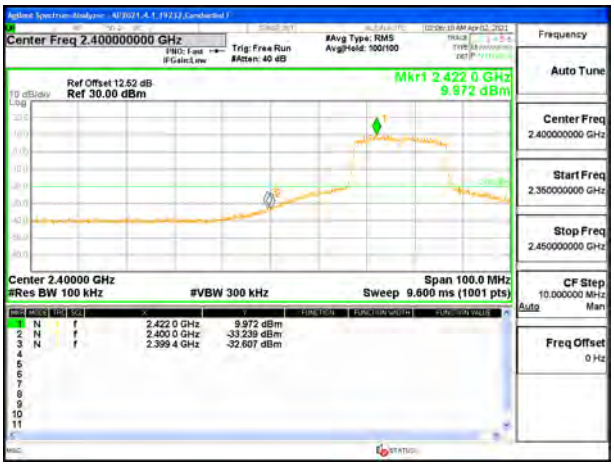

LOW CHANNEL 4 BANDEDGE ANT 4

OUT-OF-BAND LOW CHANNEL 4 ANT 4

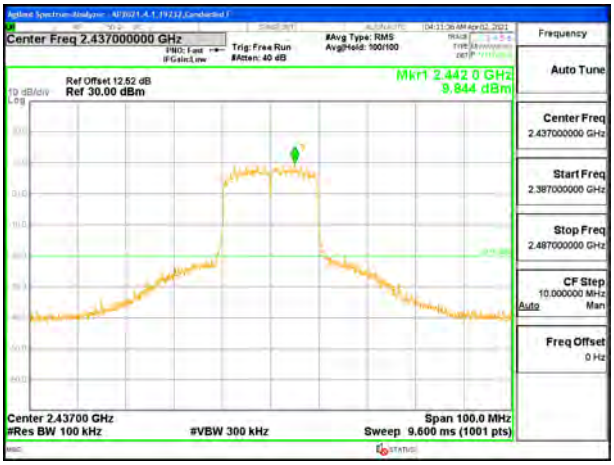

MID CHANNEL REFERENCE LEVEL ANT 4

OUT-OF-BAND MID CHANNEL ANT 4

HIGH CHANNEL 8 BAN

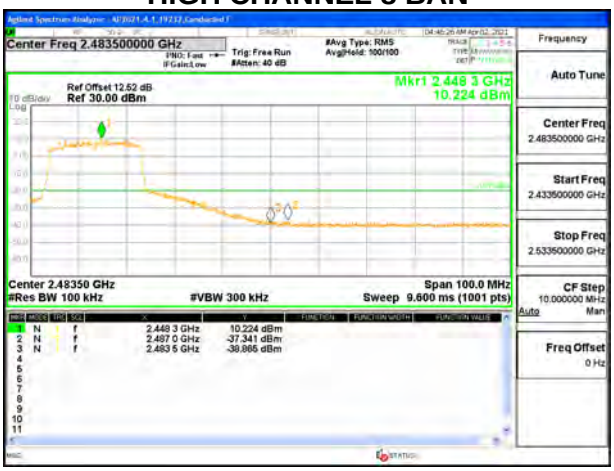

DEDGE ANT 4

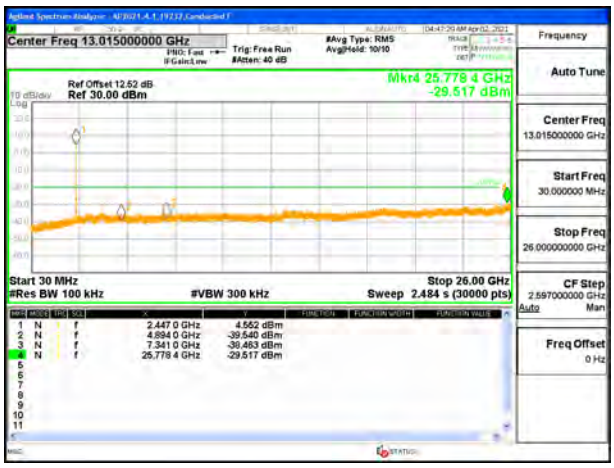

OUT-OF-BAND HIGH CHANNEL 8 ANT 4

UL VERIFICATION SERVICES INC.
47173 Benicia Street, Fremont, CA 94538; USA TEL:(510) 319-4000 FAX:(510) 661-0888

This report shall not be reproduced except in full, without the written approval of UL Verification Services Inc.

HIGH CHANNEL 9 BANDEDGE ANT 4

OUT-OF-BAND HIGH CHANNEL 9 ANT 4

HIGH CHANNEL 10 BANDEDGE ANT 4

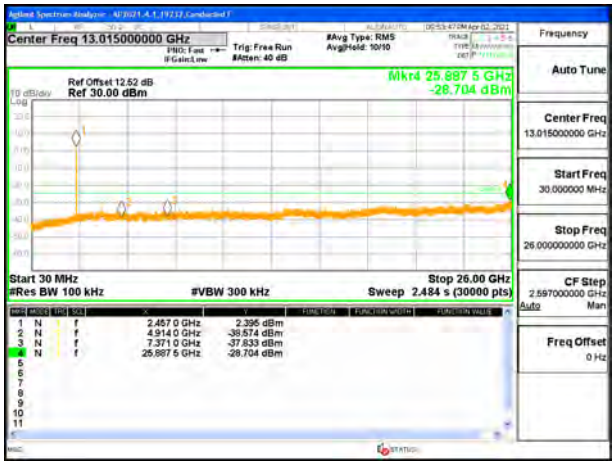

OUT-OF-BAND HIGH CHANNEL 10 ANT 4

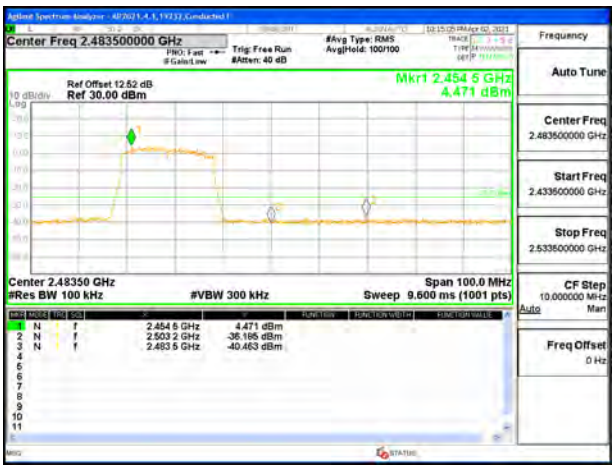

HIGH CHANNEL 11 BANDEDGE ANT 4

OUT-OF-BAND HIGH CHANNEL 11 ANT 4

UL VERIFICATION SERVICES INC.
47173 Benicia Street, Fremont, CA 94538; USA TEL:(510) 319-4000 FAX:(510) 661-0888

This report shall not be reproduced except in full, without the written approval of UL Verification Services Inc.

HIGH CHANNEL 12 BANDEDGE ANT 4

OUT-OF-BAND HIGH CHANNEL 12 ANT 4

HIGH CHANNEL 13 BANDEDGE ANT 4

OUT-OF-BAND HIGH CHANNEL 13 ANT 4

UL VERIFICATION SERVICES INC.
47173 Benicia Street, Fremont, CA 94538; USA TEL:(510) 319-4000 FAX:(510) 661-0888

This report shall not be reproduced except in full, without the written approval of UL Verification Services Inc.

LOW CHANNEL 1 BANDEDGE ANT 3

OUT-OF-BAND LOW CHANNEL 1 ANT 3

LOW CHANNEL 2 BANDEDGE ANT 3

OUT-OF-BAND LOW CHANNEL 2 ANT 3

LOW CHANNEL 3 BANDEDGE ANT 3

OUT-OF-BAND LOW CHANNEL 3 ANT 3

UL VERIFICATION SERVICES INC.
47173 Benicia Street, Fremont, CA 94538; USA TEL:(510) 319-4000 FAX:(510) 661-0888

This report shall not be reproduced except in full, without the written approval of UL Verification Services Inc.

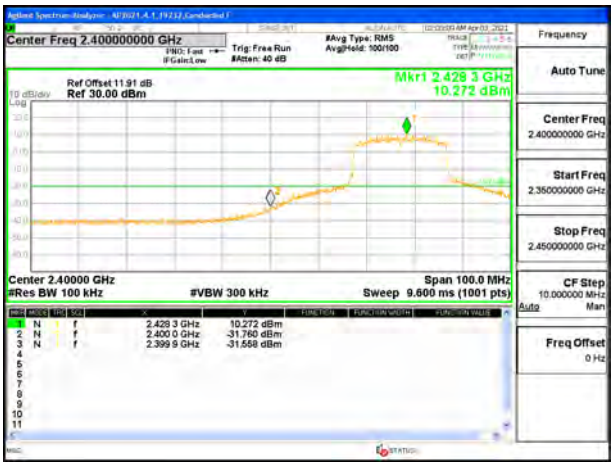

LOW CHANNEL 4 BANDEDGE ANT 3

OUT-OF-BAND LOW CHANNEL 4 ANT 3

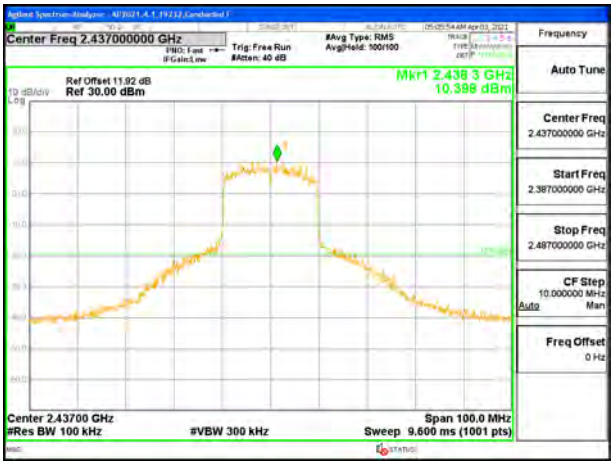

MID CHANNEL REFERENCE LEVEL ANT 3

OUT-OF-BAND MID CHANNEL ANT 3

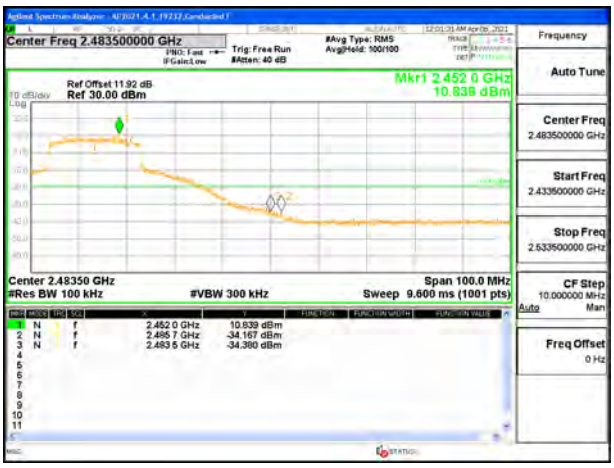

LOW CHANNEL 8 BANDEDGE ANT 3

OUT-OF-BAND LOW CHANNEL 8 ANT 3

UL VERIFICATION SERVICES INC.
47173 Benicia Street, Fremont, CA 94538; USA TEL:(510) 319-4000 FAX:(510) 661-0888

This report shall not be reproduced except in full, without the written approval of UL Verification Services Inc.

LOW CHANNEL 9 BANDEDGE ANT 3

OUT-OF-BAND LOW CHANNEL 9 ANT 3

LOW CHANNEL 10 BANDEDGE ANT 3

OUT-OF-BAND LOW CHANNEL 10 ANT 3

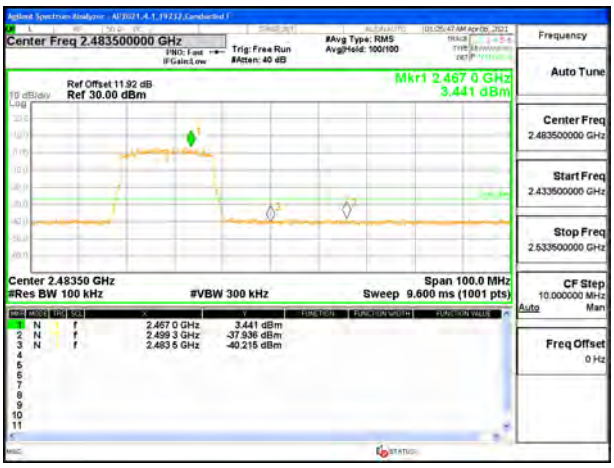

LOW CHANNEL 11 BANDEDGE ANT 3

OUT-OF-BAND LOW CHANNEL 11 ANT 3

UL VERIFICATION SERVICES INC.
47173 Benicia Street, Fremont, CA 94538; USA TEL:(510) 319-4000 FAX:(510) 661-0888

This report shall not be reproduced except in full, without the written approval of UL Verification Services Inc.

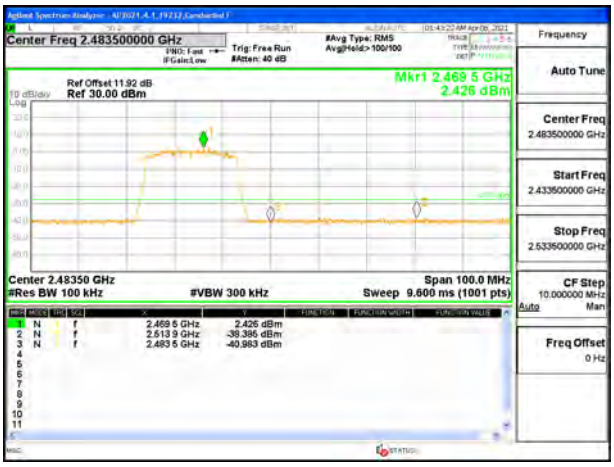

LOW CHANNEL 12 BANDEDGE ANT 3

OUT-OF-BAND LOW CHANNEL 12 ANT 3

LOW CHANNEL 13 BANDEDGE ANT 3

OUT-OF-BAND LOW CHANNEL 13 ANT 3

UL VERIFICATION SERVICES INC.
47173 Benicia Street, Fremont, CA 94538; USA TEL:(510) 319-4000 FAX:(510) 661-0888

This report shall not be reproduced except in full, without the written approval of UL Verification Services Inc.

10. RADIATED TEST RESULTS

LIMITS

FCC §15.205 and §15.209
RSS-GEN, Section 8.9 and 8.10

Frequency Range (MHz)	Field Strength Limit (uV/m) at 3 m	Field Strength Limit (dBuV/m) at 3 m
0.009-0.490	2400/F(kHz) @ 300 m	-
0.490-1.705	24000/F(kHz) @ 30 m	-
1.705 - 30	30 @ 30m	-
30 - 88	100	40
88 - 216	150	43.5
216 - 960	200	46
Above 960	500	54

TEST PROCEDURE

The EUT is placed on a non-conducting table 80 cm above the ground plane for measurement below 1GHz; 1.5 m above the ground plane for measurement above 1GHz. The antenna to EUT distance is 3 meters. The EUT is configured in accordance with ANSI C63.10. The EUT is set to transmit in a continuous mode.

For measurements below 1 GHz the resolution bandwidth is set to 100 kHz for peak detection measurements or 120 kHz for quasi-peak detection measurements. Peak detection is used unless otherwise noted as quasi-peak.

For pre-scans above 1 GHz the resolution bandwidth is set to 1 MHz; the video bandwidth is set to 30 KHz for peak measurements.

For final measurements above 1 GHz the resolution bandwidth is set to 1 MHz; the video bandwidth is set to 3 MHz for peak measurements and as applicable for average measurements.

The spectrum from 1 GHz to 18 GHz is investigated with the transmitter set to the lowest, middle, and highest channels in each applicable band. Below 1GHz and above 18GHz emissions, the channel with the highest output power was tested.

The frequency range of interest is monitored at a fixed antenna height and EUT azimuth. The EUT is rotated through 360 degrees to maximize emissions received. The antenna is scanned from 1 to 4 meters above the ground plane to further maximize the emission. Measurements are made with the antenna polarized in both the vertical and the horizontal positions.

UL VERIFICATION SERVICES INC.
47173 Benicia Street, Fremont, CA 94538; USA TEL:(510) 319-4000 FAX:(510) 661-0888

This report shall not be reproduced except in full, without the written approval of UL Verification Services Inc.

KDB 414788 Open Field Site(OFS) and Chamber Correlation Justification

Base on FCC 15.31 (f) (2): measurements may be performed at a distance closer than that specified in the regulations; however, an attempt should be made to avoid making measurements in the near field.

OFS and chamber correlation testing had been performed and chamber measured test result is the worst case test result.

RESULTS

UL VERIFICATION SERVICES INC.
47173 Benicia Street, Fremont, CA 94538; USA TEL:(510) 319-4000 FAX:(510) 661-0888

This report shall not be reproduced except in full, without the written approval of UL Verification Services Inc.

10.1. TRANSMITTER ABOVE 1 GHz

10.1.1. TX ABOVE 1 GHz 802.11b 1TX MODE IN THE 2.4 GHz BAND

1TX ANTENNA 4 MODE

BANDEDGE (LOW CHANNEL, CH 1)

HORIZONTAL RESULT

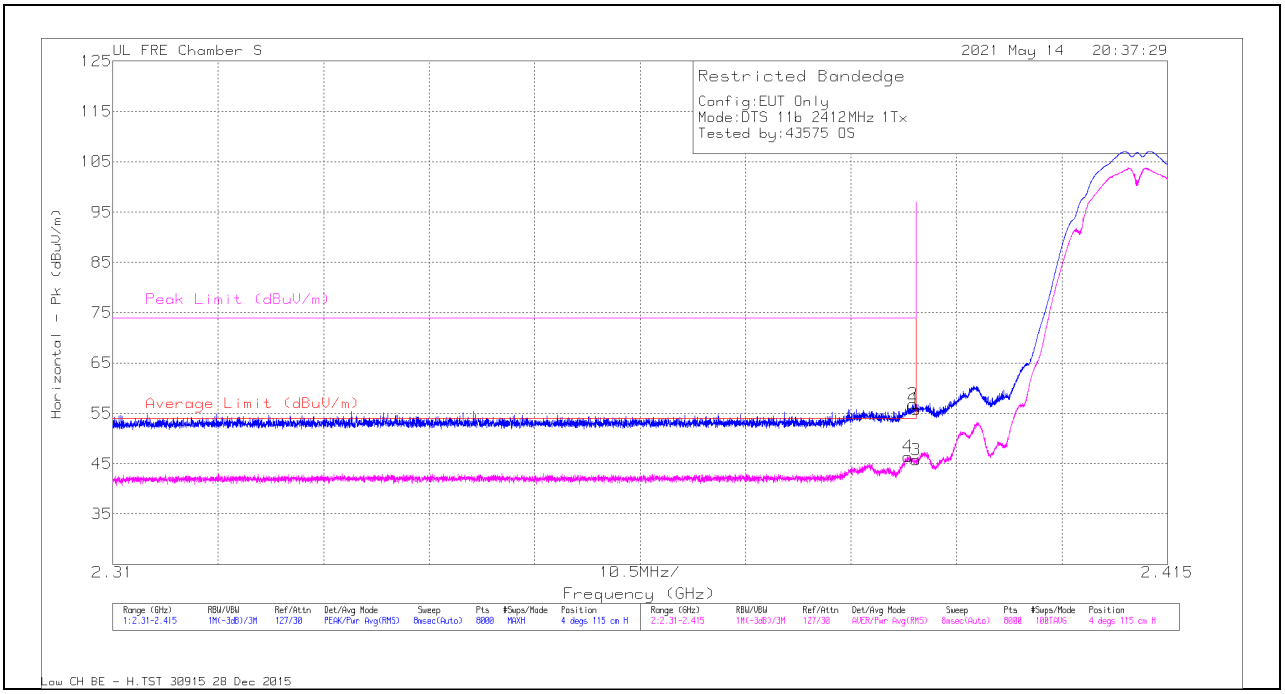

Trace Markers

Marker	Frequency (GHz)	Meter Reading (dBuV)	Det	AF PRE0213833 (dB/m)	Amp/Cbl/Fltr/Pad (dB)	Corrected Reading (dBuV/m)	Average Limit (dBuV/m)	Margin (dB)	Peak Limit (dBuV/m)	PK Margin (dB)	Azimuth (Degs)	Height (cm)	Polarity
4	2.3892	49.35	RMS	32.3	-35.2	46.45	54	-7.55	-	-	4	115	H
2	2.38967	59.76	Pk	32.3	-35.2	56.86	-	-	74	-17.14	4	115	H
1	2.39	58.7	Pk	32.3	-35.2	55.8	-	-	74	-18.2	4	115	H
3	2.39	48.64	RMS	32.3	-35.2	45.74	54	-8.26	-	-	4	115	H

Pk - Peak detector
RMS - RMS detection

UL VERIFICATION SERVICES INC.
47173 Benicia Street, Fremont, CA 94538; USA TEL:(510) 319-4000 FAX:(510) 661-0888

This report shall not be reproduced except in full, without the written approval of UL Verification Services Inc.

VERTICAL RESULT

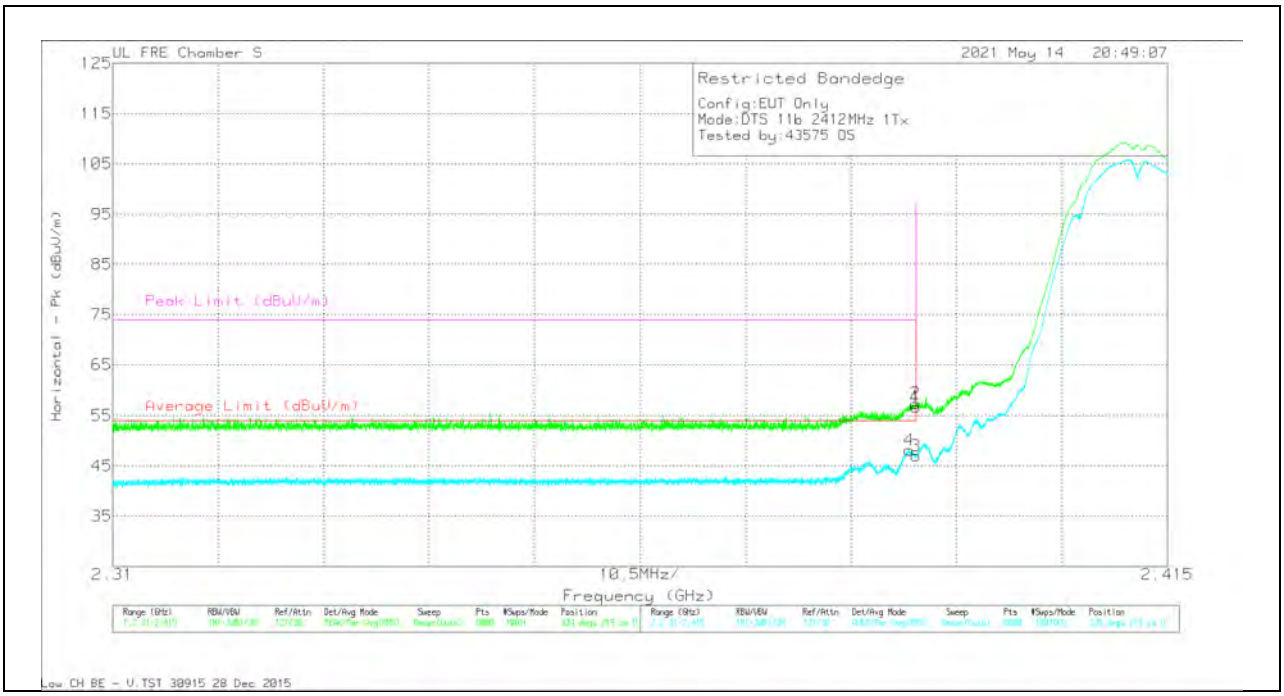

Trace Markers

Marker	Frequency (GHz)	Meter Reading (dBuV)	Det	AF PRE0213833 (dB/m)	Amp/Cbl/Fltr/Pad (dB)	Corrected Reading (dBuV/m)	Average Limit (dBuV/m)	Margin (dB)	Peak Limit (dBuV/m)	PK Margin (dB)	Azimuth (Degs)	Height (cm)	Polarity
4	2.38931	51.02	RMS	32.3	-35.2	48.12	54	-5.88	-	-	334	219	V
2	2.38993	60.32	Pk	32.3	-35.2	57.42	-	-	74	-16.58	334	219	V
1	2.39	59.7	Pk	32.3	-35.2	56.8	-	-	74	-17.2	334	219	V
3	2.39	49.92	RMS	32.3	-35.2	47.02	54	-6.98	-	-	334	219	V

Pk - Peak detector
RMS - RMS detection

UL VERIFICATION SERVICES INC.
47173 Benicia Street, Fremont, CA 94538; USA TEL:(510) 319-4000 FAX:(510) 661-0888

This report shall not be reproduced except in full, without the written approval of UL Verification Services Inc.

BANDEDGE (HIGH CHANNEL, CH 11)

HORIZONTAL RESULT

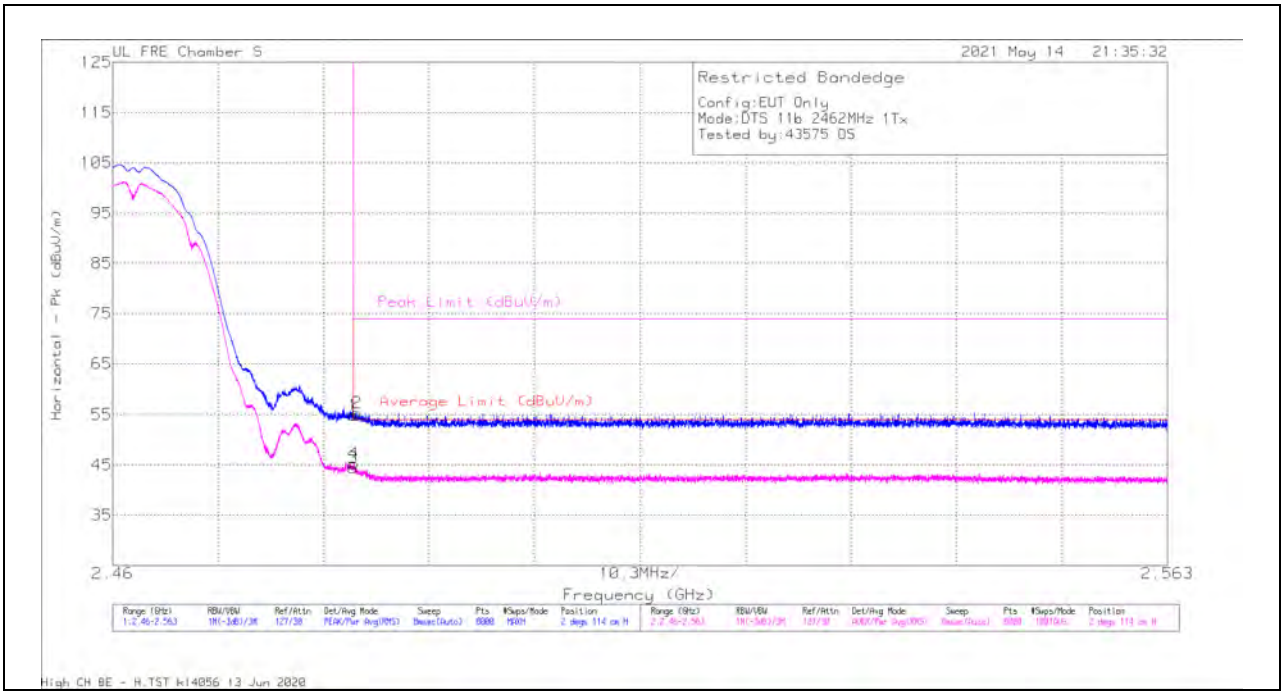

Trace Markers

Marker	Frequency (GHz)	Meter Reading (dBuV)	Det	AF PRE0213833 (dB/m)	Amp/Cbl/Fltr/Pad (dB)	Corrected Reading (dBuV/m)	Average Limit (dBuV/m)	Margin (dB)	Peak Limit (dBuV/m)	PK Margin (dB)	Azimuth (Degs)	Height (cm)	Polarity
1	2.4835	57.67	Pk	32.2	-35	54.87	-	-	74	-19.13	2	114	H
3	2.4835	47.24	RMS	32.2	-35	44.44	54	-9.56	-	-	2	114	H
4	2.48353	48.11	RMS	32.2	-35	45.31	54	-8.69	-	-	2	114	H
2	2.48385	58.16	Pk	32.2	-35	55.36	-	-	74	-18.64	2	114	H

Pk - Peak detector
RMS - RMS detection

UL VERIFICATION SERVICES INC.
47173 Benicia Street, Fremont, CA 94538; USA TEL:(510) 319-4000 FAX:(510) 661-0888

This report shall not be reproduced except in full, without the written approval of UL Verification Services Inc.

VERTICAL RESULT

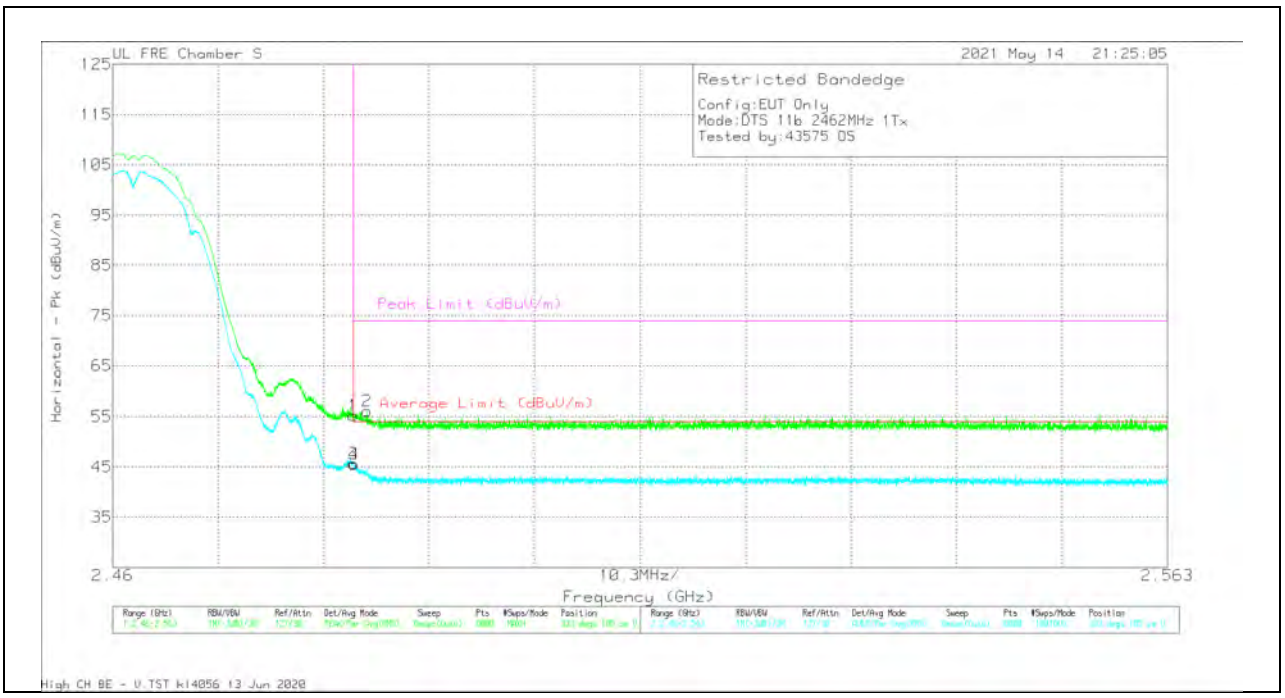

Trace Markers

Marker	Frequency (GHz)	Meter Reading (dBuV)	Det	AF PRE0213833 (dB/m)	Amp/Cbl/Fltr/Pad (dB)	Corrected Reading (dBuV/m)	Average Limit (dBuV/m)	Margin (dB)	Peak Limit (dBuV/m)	PK Margin (dB)	Azimuth (Degs)	Height (cm)	Polarity
1	2.4835	58.03	Pk	32.2	-35	55.23	-	-	74	-18.77	333	185	V
3	2.4835	48.48	RMS	32.2	-35	45.68	54	-8.32	-	-	333	185	V
4	2.48355	48.27	RMS	32.2	-35	45.47	54	-8.53	-	-	333	185	V
2	2.48481	58.81	Pk	32.2	-34.9	56.11	-	-	74	-17.89	333	185	V

Pk - Peak detector
RMS - RMS detection

UL VERIFICATION SERVICES INC.
47173 Benicia Street, Fremont, CA 94538; USA TEL:(510) 319-4000 FAX:(510) 661-0888

This report shall not be reproduced except in full, without the written approval of UL Verification Services Inc.

BANDEDGE (HIGH CHANNEL, CH 12)

HORIZONTAL RESULT

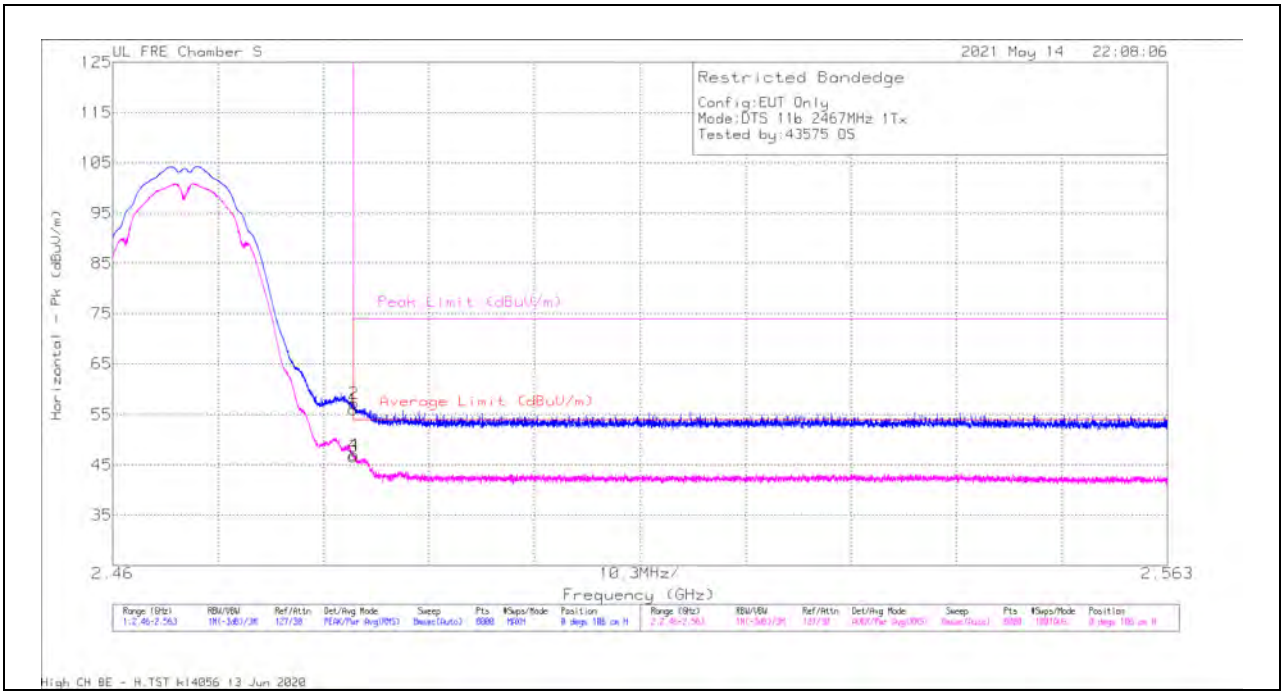

Trace Markers

Marker	Frequency (GHz)	Meter Reading (dBuV)	Det	AF PRE0213833 (dB/m)	Amp/Cbl/Fltr/Pad (dB)	Corrected Reading (dBuV/m)	Average Limit (dBuV/m)	Margin (dB)	Peak Limit (dBuV/m)	PK Margin (dB)	Azimuth (Degs)	Height (cm)	Polarity
1	2.4835	58.74	Pk	32.2	-35	55.94	-	-	74	-18.06	0	106	H
3	2.4835	49.44	RMS	32.2	-35	46.64	54	-7.36	-	-	0	106	H
2	2.48354	60.04	Pk	32.2	-35	57.24	-	-	74	-16.76	0	106	H
4	2.48354	49.84	RMS	32.2	-35	47.04	54	-6.96	-	-	0	106	H

Pk - Peak detector
RMS - RMS detection

UL VERIFICATION SERVICES INC.
47173 Benicia Street, Fremont, CA 94538; USA TEL:(510) 319-4000 FAX:(510) 661-0888

This report shall not be reproduced except in full, without the written approval of UL Verification Services Inc.

VERTICAL RESULT

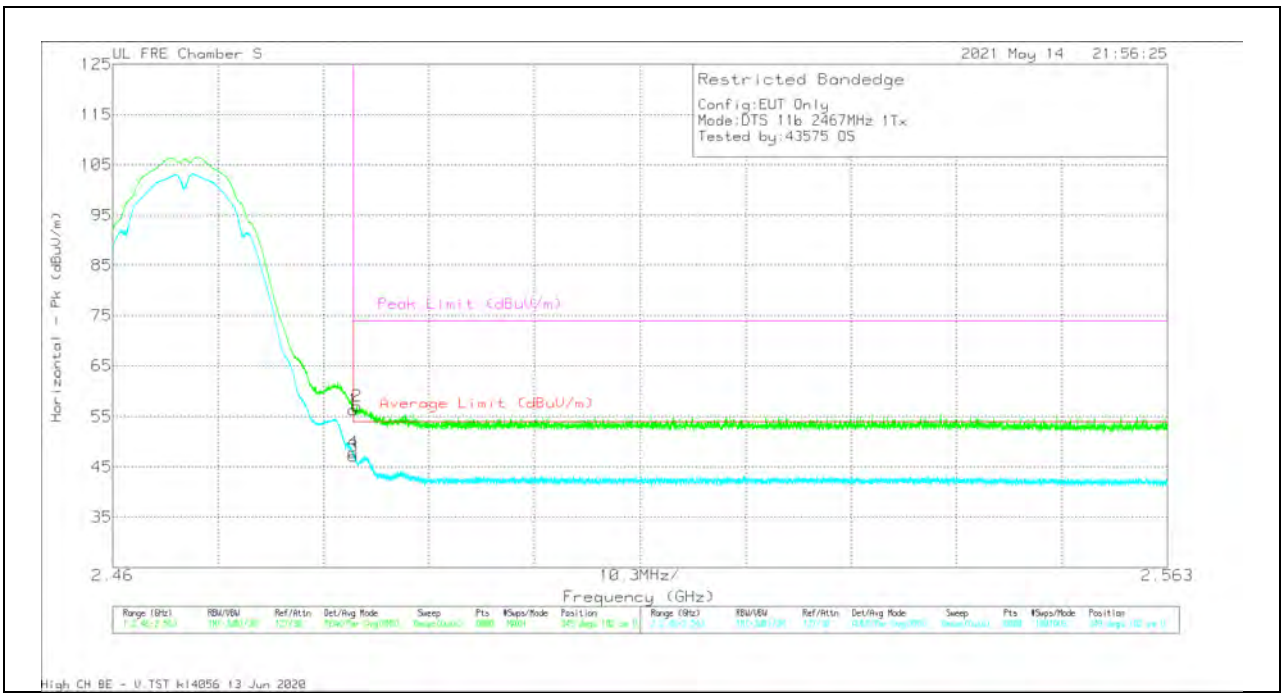

Trace Markers

Marker	Frequency (GHz)	Meter Reading (dBuV)	Det	AF PRE0213833 (dB/m)	Amp/Cbl/Fltr/Pad (dB)	Corrected Reading (dBuV/m)	Average Limit (dBuV/m)	Margin (dB)	Peak Limit (dBuV/m)	PK Margin (dB)	Azimuth (Degs)	Height (cm)	Polarity
1	2.4835	59.14	Pk	32.2	-35	56.34	-	-	74	-17.66	349	182	V
3	2.4835	49.99	RMS	32.2	-35	47.19	54	-6.81	-	-	349	182	V
4	2.48351	50.67	RMS	32.2	-35	47.87	54	-6.13	-	-	349	182	V
2	2.48387	59.9	Pk	32.2	-35	57.1	-	-	74	-16.9	349	182	V

Pk - Peak detector
RMS - RMS detection

UL VERIFICATION SERVICES INC.
47173 Benicia Street, Fremont, CA 94538; USA TEL:(510) 319-4000 FAX:(510) 661-0888

This report shall not be reproduced except in full, without the written approval of UL Verification Services Inc.

BANDEDGE (HIGH CHANNEL, CH 13)

HORIZONTAL RESULT

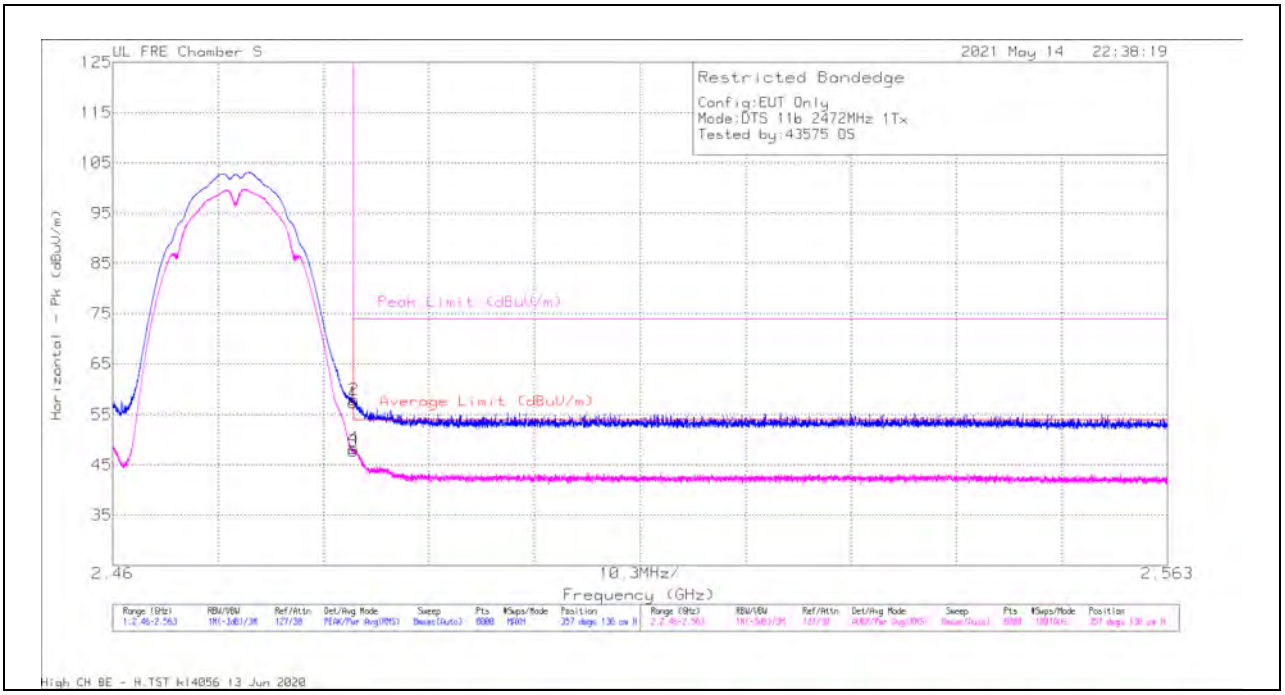

Trace Markers

Marker	Frequency (GHz)	Meter Reading (dBuV)	Det	AF PRE0213833 (dB/m)	Amp/Cbl/Fltr/Pad (dB)	Corrected Reading (dBuV/m)	Average Limit (dBuV/m)	Margin (dB)	Peak Limit (dBuV/m)	PK Margin (dB)	Azimuth (Degs)	Height (cm)	Polarity
1	2.4835	60.21	Pk	32.2	-35	57.41	-	-	74	-16.59	357	136	H
3	2.4835	50.55	RMS	32.2	-35	47.75	54	-6.25	-	-	357	136	H
4	2.48353	51.12	RMS	32.2	-35	48.32	54	-5.68	-	-	357	136	H
2	2.48358	60.75	Pk	32.2	-35	57.95	-	-	74	-16.05	357	136	H

Pk - Peak detector
RMS - RMS detection

UL VERIFICATION SERVICES INC.
47173 Benicia Street, Fremont, CA 94538; USA TEL:(510) 319-4000 FAX:(510) 661-0888

This report shall not be reproduced except in full, without the written approval of UL Verification Services Inc.

VERTICAL RESULT

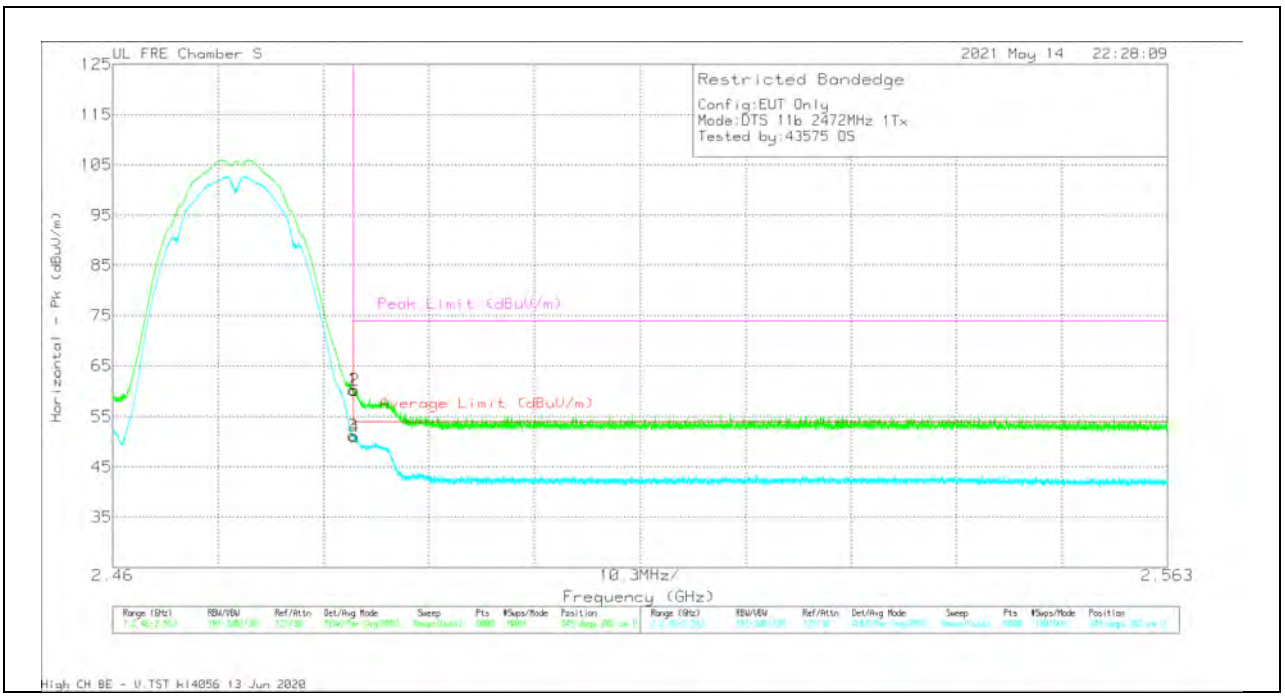

Trace Markers

Marker	Frequency (GHz)	Meter Reading (dBuV)	Det	AF PRE0213833 (dB/m)	Amp/Cbl/Fltr/Pad (dB)	Corrected Reading (dBuV/m)	Average Limit (dBuV/m)	Margin (dB)	Peak Limit (dBuV/m)	PK Margin (dB)	Azimuth (Degs)	Height (cm)	Polarity
1	2.4835	63.17	Pk	32.2	-35	60.37	-	-	74	-13.63	349	202	V
3	2.4835	54.1	RMS	32.2	-35	51.3	54	-2.7	-	-	349	202	V
2	2.4836	63.03	Pk	32.2	-35	60.23	-	-	74	-13.77	349	202	V
4	2.4836	53.84	RMS	32.2	-35	51.04	54	-2.96	-	-	349	202	V

Pk - Peak detector
RMS - RMS detection

UL VERIFICATION SERVICES INC.
47173 Benicia Street, Fremont, CA 94538; USA TEL:(510) 319-4000 FAX:(510) 661-0888

This report shall not be reproduced except in full, without the written approval of UL Verification Services Inc.

HARMONICS AND SPURIOUS EMISSIONS

LOW CHANNEL, CH 1 RESULTS

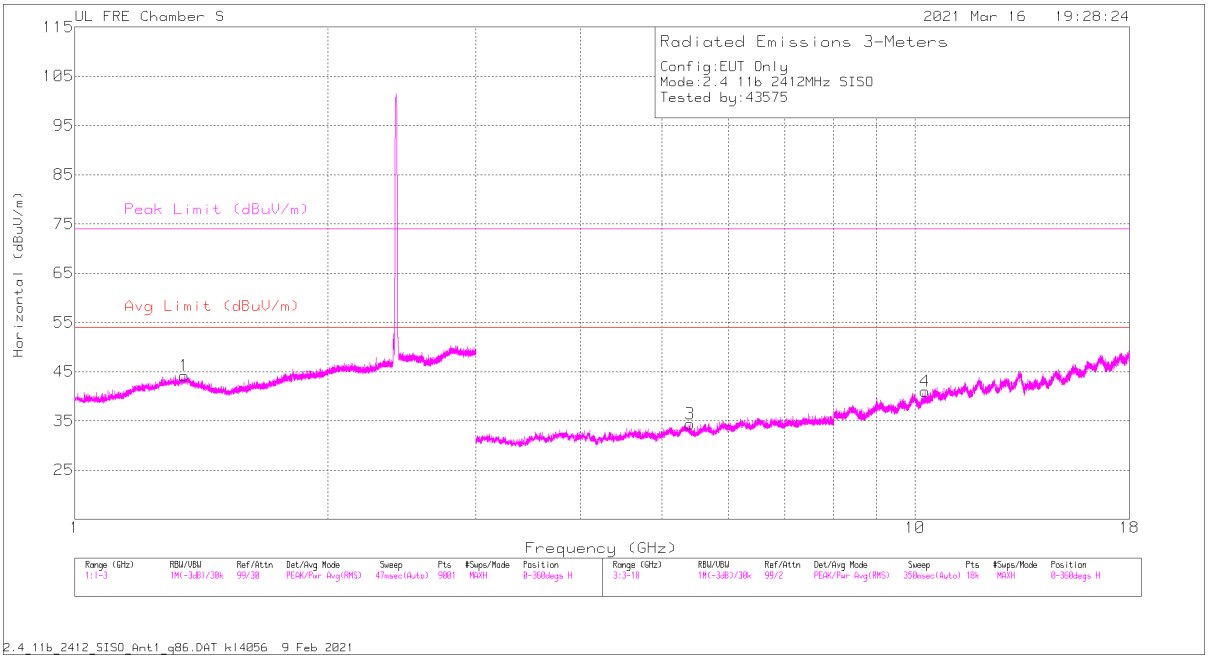

HORIZONTAL

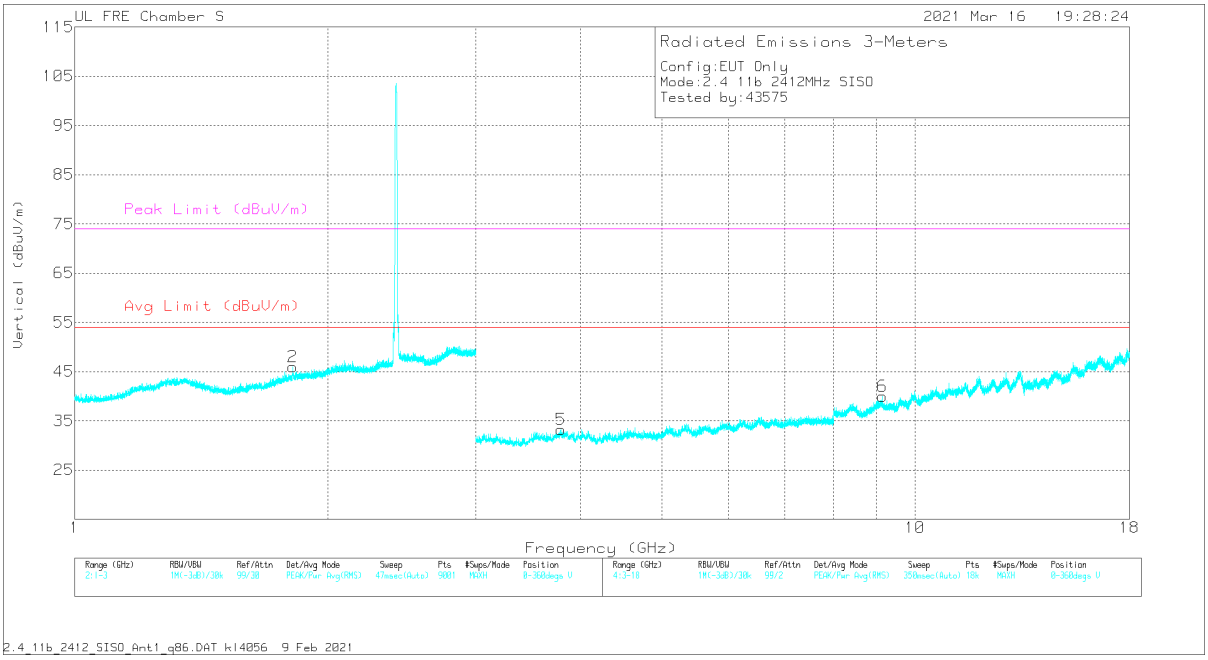

VERTICAL

UL VERIFICATION SERVICES INC.
47173 Benicia Street, Fremont, CA 94538; USA TEL:(510) 319-4000 FAX:(510) 661-0888

This report shall not be reproduced except in full, without the written approval of UL Verification Services Inc.

RADIATED EMISSIONS

Marker	Frequency (GHz)	Meter Reading (dBuV)	Det	AF PRE0213833 (dB/m)	Amp/Cbl/Fltr/Pad (dB)	Corrected Reading (dBuV/m)	Avg Limit (dBuV/m)	Margin (dB)	Peak Limit (dBuV/m)	PK Margin (dB)	Azimuth (Degs)	Height (cm)	Polarity
1	* 1.34895	59.42	PK2	29.4	-35	53.82	-	-	74	-20.18	360	100	H
	* 1.35127	47.61	MAv1	29.5	-35.1	42.01	54	-11.99	-	-	360	100	H
3	* 5.39987	50.96	PK2	34.5	-40.1	45.36	-	-	74	-28.64	360	100	H
	* 5.39763	39.79	MAv1	34.5	-40.1	34.19	54	-19.81	-	-	360	100	H
5	* 3.78748	52.57	PK2	33.4	-40.7	45.27	-	-	74	-28.73	360	201	V
	* 3.78799	40.69	MAv1	33.4	-40.7	33.39	54	-20.61	-	-	360	201	V
6	* 9.14404	49.7	PK2	36.4	-36.8	49.3	-	-	74	-24.7	360	200	V
	* 9.14525	38.15	MAv1	36.4	-36.8	37.75	54	-16.25	-	-	360	200	V
2	1.81877	58.97	PK2	30.2	-34.9	54.27	-	-	-	-	360	201	V
4	10.27581	49.52	PK2	37.4	-35.8	51.12	-	-	-	-	360	100	H

* - indicates frequency in CFR47 Pt 15 / IC RSS-Restricted Band
PK2 - KDB558074 Method: Maximum Peak
MAv1 - KDB558074 Option 1 Maximum RMS Average

UL VERIFICATION SERVICES INC.
47173 Benicia Street, Fremont, CA 94538; USA TEL:(510) 319-4000 FAX:(510) 661-0888

This report shall not be reproduced except in full, without the written approval of UL Verification Services Inc.

MID CHANNEL, CH 6 RESULTS

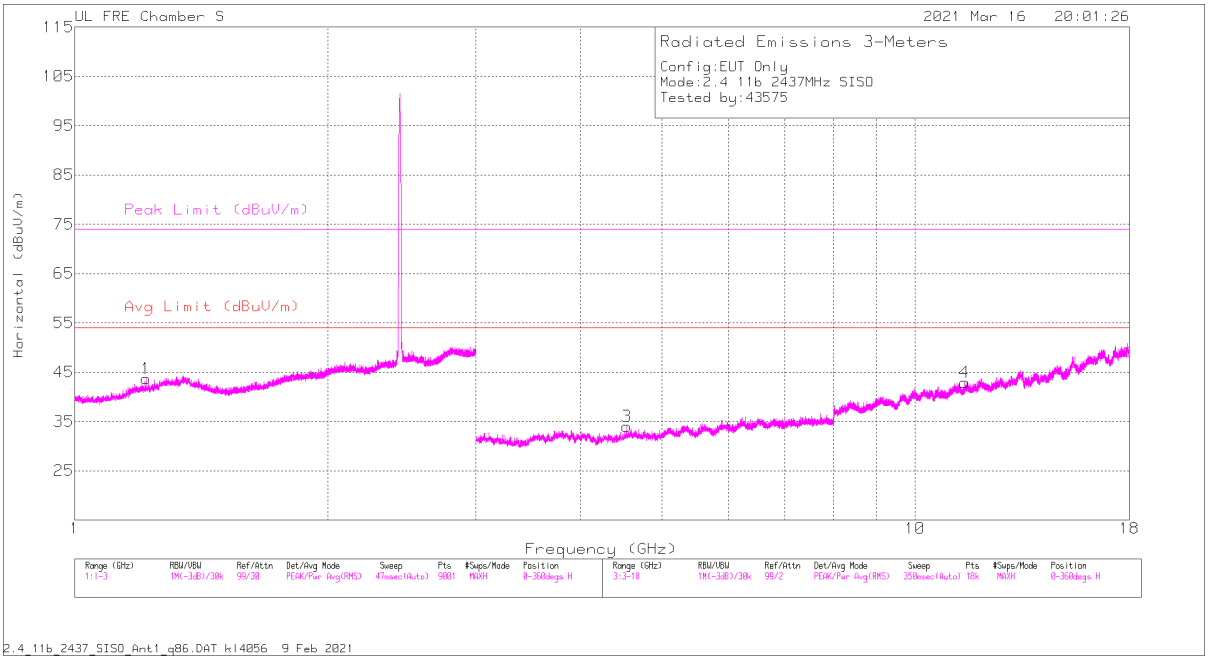

HORIZONTAL

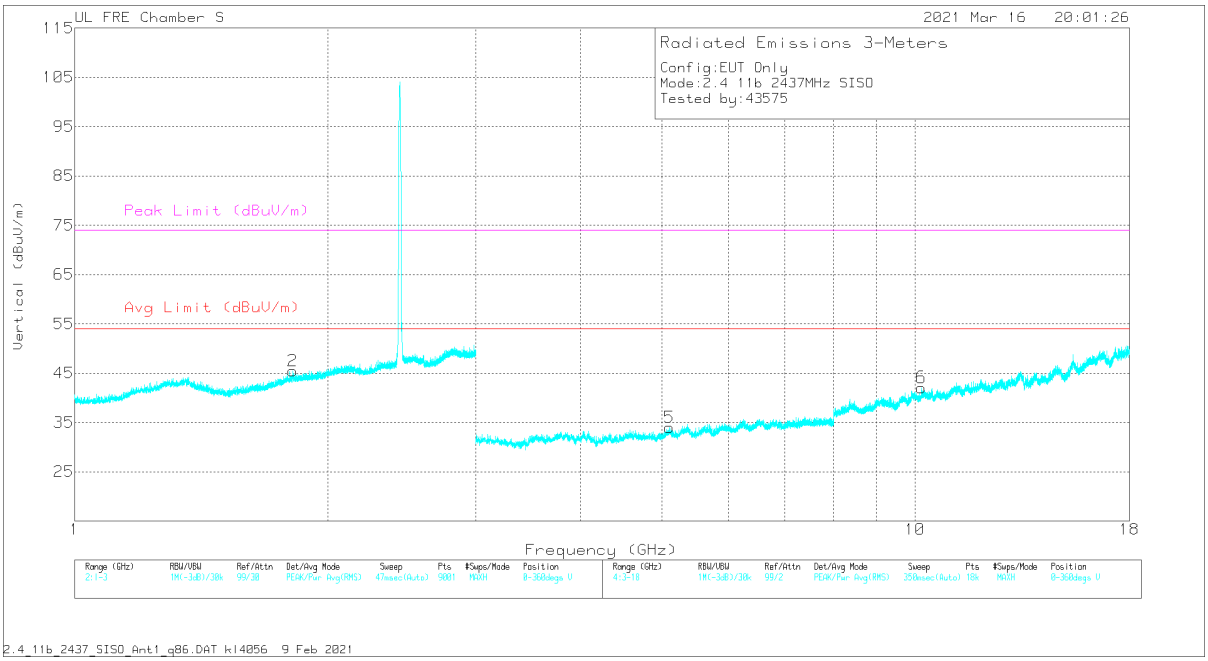

VERTICAL

UL VERIFICATION SERVICES INC.
47173 Benicia Street, Fremont, CA 94538; USA TEL:(510) 319-4000 FAX:(510) 661-0888

This report shall not be reproduced except in full, without the written approval of UL Verification Services Inc.

RADIATED EMISSIONS

Marker	Frequency (GHz)	Meter Reading (dBuV)	Det	AF PRE0213833 (dB/m)	Amp/Cbl/Fltr/Pad (dB)	Corrected Reading (dBuV/m)	Avg Limit (dBuV/m)	Margin (dB)	Peak Limit (dBuV/m)	PK Margin (dB)	Azimuth (Degs)	Height (cm)	Polarity
1	* 1.21596	59.13	PK2	28.8	-35.7	52.23	-	-	74	-21.77	360	100	H
	* 1.21601	47.5	MAv1	28.8	-35.7	40.6	54	-13.4	-	-	360	100	H
3	* 4.54027	52.59	PK2	34.1	-41.9	44.79	-	-	74	-29.21	360	100	H
	* 4.53848	40.85	MAv1	34.1	-41.9	33.05	54	-20.95	-	-	360	100	H
4	* 11.46181	47.74	PK2	38.3	-33.4	52.64	-	-	74	-21.36	360	100	H
	* 11.46175	34.95	MAv1	38.3	-33.4	39.85	54	-14.15	-	-	360	100	H
5	* 5.10308	51.95	PK2	34.5	-40.9	45.55	-	-	74	-28.45	360	201	V
	* 5.10142	40.62	MAv1	34.5	-40.9	34.22	54	-19.78	-	-	360	201	V
2	1.81645	59.06	PK2	30.2	-34.9	54.36	-	-	-	-	360	201	V
6	10.18408	49.3	PK2	37.4	-35.9	50.8	-	-	-	-	360	200	V

* - indicates frequency in CFR47 Pt 15 / IC RSS-Restricted Band
PK2 - KDB558074 Method: Maximum Peak
MAv1 - KDB558074 Option 1 Maximum RMS Average

UL VERIFICATION SERVICES INC.
47173 Benicia Street, Fremont, CA 94538; USA TEL:(510) 319-4000 FAX:(510) 661-0888

This report shall not be reproduced except in full, without the written approval of UL Verification Services Inc.

HIGH CHANNEL, CH 13 RESULTS

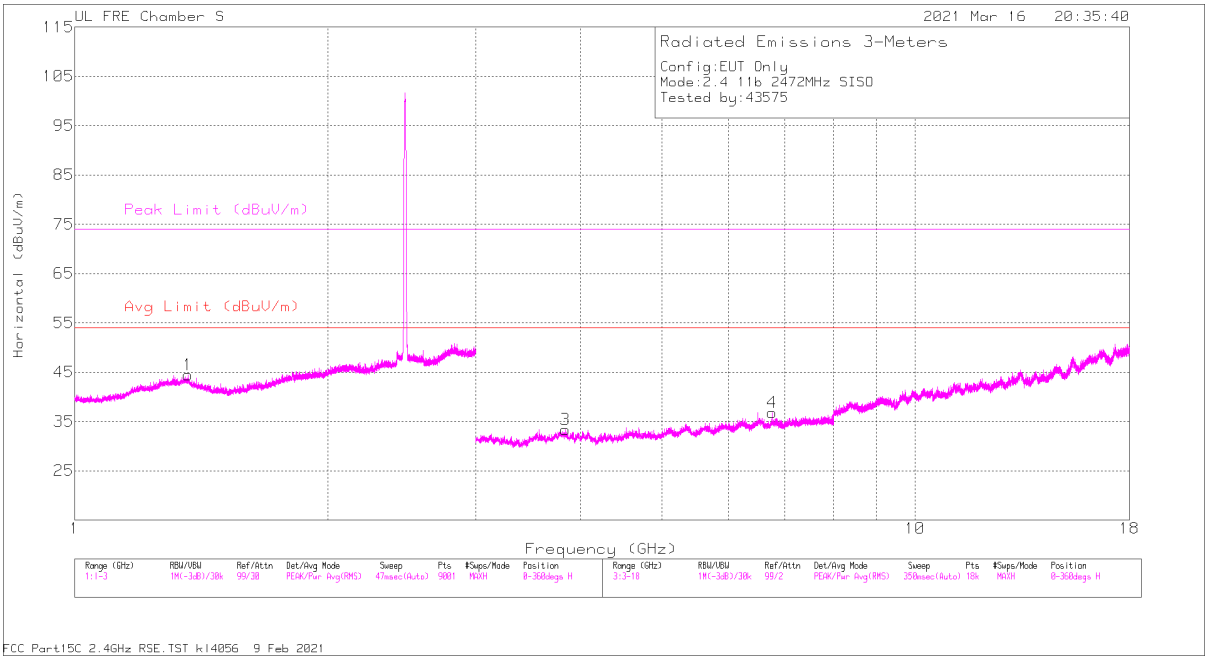

HORIZONTAL

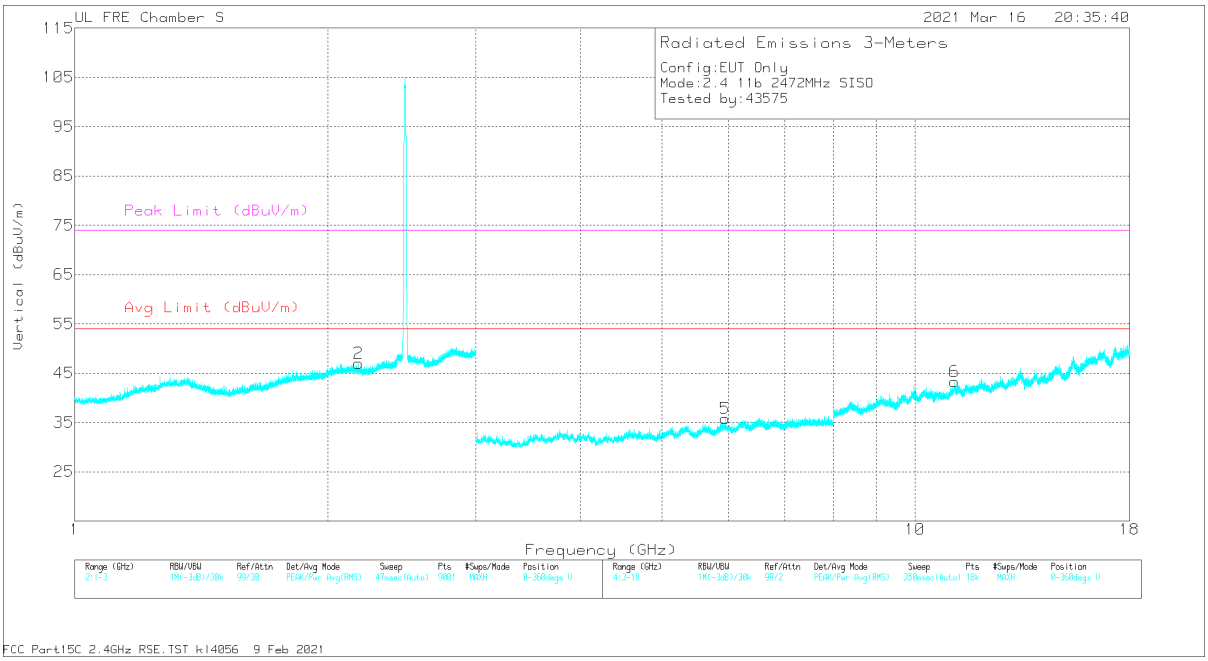

VERTICAL

UL VERIFICATION SERVICES INC.
47173 Benicia Street, Fremont, CA 94538; USA TEL:(510) 319-4000 FAX:(510) 661-0888

This report shall not be reproduced except in full, without the written approval of UL Verification Services Inc.

RADIATED EMISSIONS

Marker	Frequency (GHz)	Meter Reading (dBuV)	Det	AF PRE0213833 (dB/m)	Amp/Cbl/Fltr/Pad (dB)	Corrected Reading (dBuV/m)	Avg Limit (dBuV/m)	Margin (dB)	Peak Limit (dBuV/m)	PK Margin (dB)	Azimuth (Degs)	Height (cm)	Polarity
1	* 1.36164	59.19	PK2	29.3	-35.1	53.39	-	-	74	-20.61	360	100	H
	* 1.36365	47.58	MAv1	29.3	-35.1	41.78	54	-12.22	-	-	360	100	H
3	* 3.83586	52.54	PK2	33.6	-40.6	45.54	-	-	74	-28.46	360	100	H
	* 3.83474	40.29	MAv1	33.6	-40.6	33.29	54	-20.71	-	-	360	100	H
6	* 11.1441	48.54	PK2	38	-34.2	52.34	-	-	74	-21.66	360	200	V
	* 11.14135	36.71	MAv1	38	-34.2	40.51	54	-13.49	-	-	360	200	V
2	2.17645	59.95	PK2	31.4	-35.2	56.15	-	-	-	-	360	201	V
5	5.94271	50.17	PK2	35.1	-38.6	46.67	-	-	-	-	360	201	V
4	6.76467	50.01	PK2	35.9	-38.3	47.61	-	-	-	-	360	100	H

* - indicates frequency in CFR47 Pt 15 / IC RSS-Restricted Band
PK2 - KDB558074 Method: Maximum Peak
MAv1 - KDB558074 Option 1 Maximum RMS Average

UL VERIFICATION SERVICES INC.
47173 Benicia Street, Fremont, CA 94538; USA TEL:(510) 319-4000 FAX:(510) 661-0888

This report shall not be reproduced except in full, without the written approval of UL Verification Services Inc.

1TX ANTENNA 3 MODE

BANDEDGE (LOW CHANNEL, CH 1)

HORIZONTAL RESULT

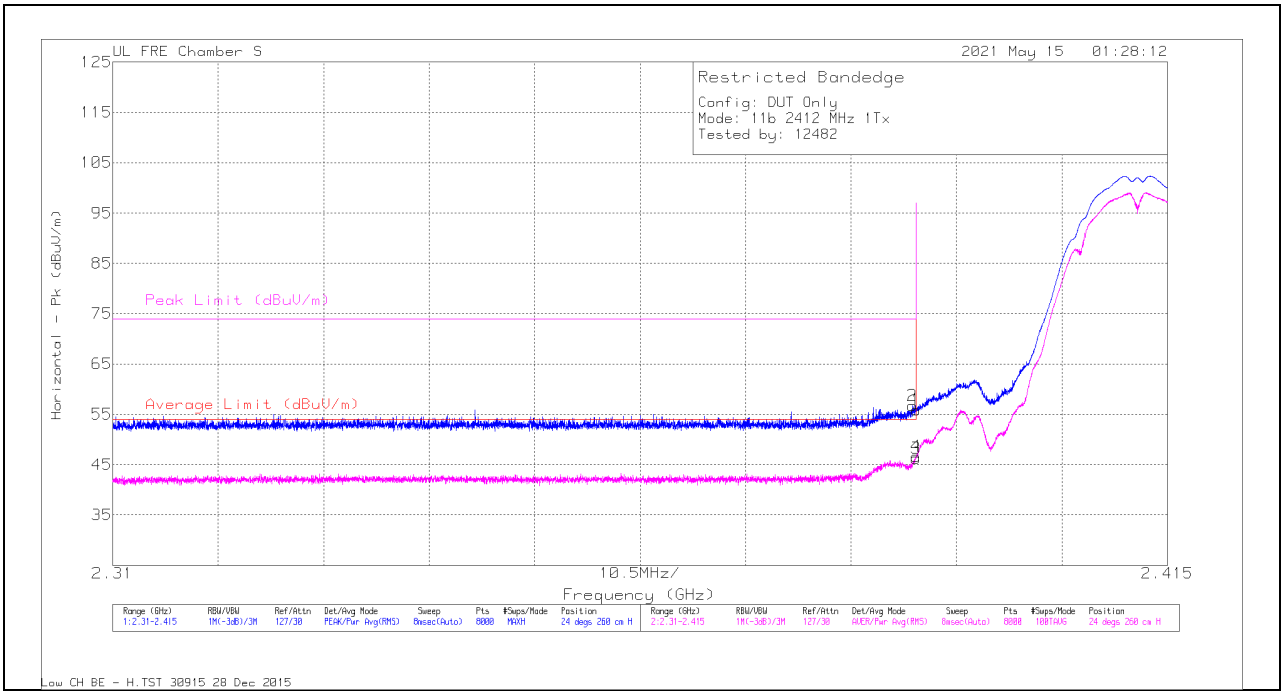

Trace Markers

Marker	Frequency (GHz)	Meter Reading (dBuV)	Det	AF PRE0213833 (dB/m)	Amp/Cbl/Fltr/Pad (dB)	Corrected Reading (dBuV/m)	Average Limit (dBuV/m)	Margin (dB)	Peak Limit (dBuV/m)	PK Margin (dB)	Azimuth (Degs)	Height (cm)	Polarity
2	2.38959	59.68	Pk	32.3	-35.2	56.78	-	-	74	-17.22	24	260	H
4	2.38996	49.59	RMS	32.3	-35.2	46.69	54	-7.31	-	-	24	260	H
1	2.39	58.79	Pk	32.3	-35.2	55.89	-	-	74	-18.11	24	260	H
3	2.39	49.21	RMS	32.3	-35.2	46.31	54	-7.69	-	-	24	260	H

Pk - Peak detector
RMS - RMS detection

UL VERIFICATION SERVICES INC.
47173 Benicia Street, Fremont, CA 94538; USA TEL:(510) 319-4000 FAX:(510) 661-0888

This report shall not be reproduced except in full, without the written approval of UL Verification Services Inc.

VERTICAL RESULT

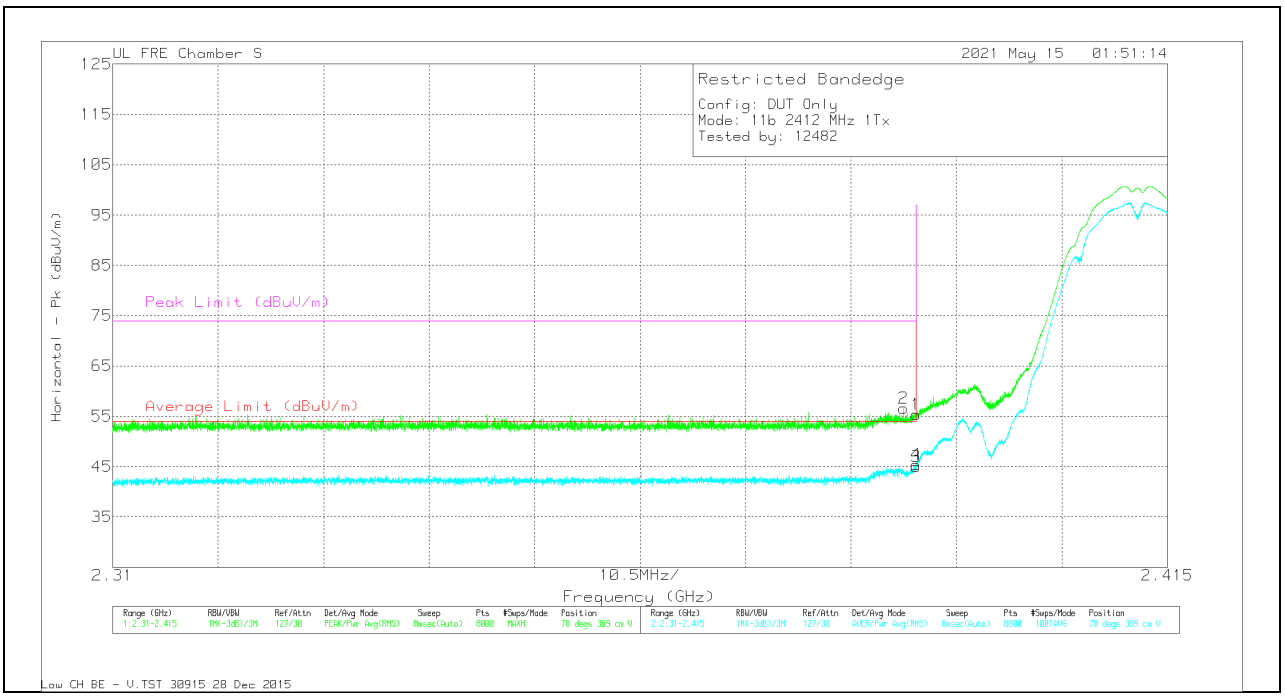

Trace Markers

Marker	Frequency (GHz)	Meter Reading (dBuV)	Det	AF PRE0213833 (dB/m)	Amp/Cbl/Fltr/Pad (dB)	Corrected Reading (dBuV/m)	Average Limit (dBuV/m)	Margin (dB)	Peak Limit (dBuV/m)	PK Margin (dB)	Azimuth (Degs)	Height (cm)	Polarity
2	2.38874	59.53	Pk	32.3	-35.2	56.63	-	-	74	-17.37	78	369	V
4	2.38997	48.25	RMS	32.3	-35.2	45.35	54	-8.65	-	-	78	369	V
1	2.39	58.32	Pk	32.3	-35.2	55.42	-	-	74	-18.58	78	369	V
3	2.39	47.87	RMS	32.3	-35.2	44.97	54	-9.03	-	-	78	369	V

Pk - Peak detector
RMS - RMS detection

UL VERIFICATION SERVICES INC.
47173 Benicia Street, Fremont, CA 94538; USA TEL:(510) 319-4000 FAX:(510) 661-0888

This report shall not be reproduced except in full, without the written approval of UL Verification Services Inc.

BANDEDGE (HIGH CHANNEL, CH 11)

HORIZONTAL RESULT

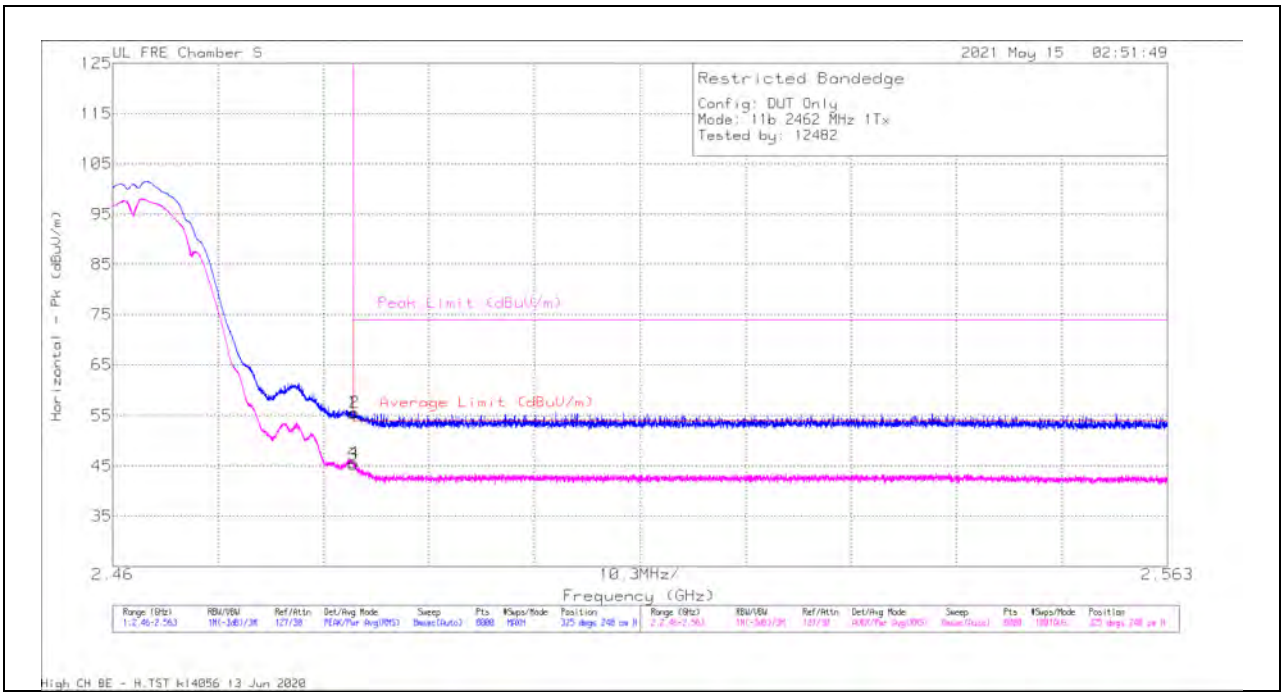

Trace Markers

Marker	Frequency (GHz)	Meter Reading (dBuV)	Det	AF PRE0213833 (dB/m)	Amp/Cbl/Fltr/Pad (dB)	Corrected Reading (dBuV/m)	Average Limit (dBuV/m)	Margin (dB)	Peak Limit (dBuV/m)	PK Margin (dB)	Azimuth (Degs)	Height (cm)	Polarity
1	2.4835	58.34	Pk	32.2	-35	55.54	-	-	74	-18.46	325	248	H
3	2.4835	48.12	RMS	32.2	-35	45.32	54	-8.68	-	-	325	248	H
4	2.48353	48.49	RMS	32.2	-35	45.69	54	-8.31	-	-	325	248	H
2	2.48364	58.41	Pk	32.2	-35	55.61	-	-	74	-18.39	325	248	H

Pk - Peak detector
RMS - RMS detection

UL VERIFICATION SERVICES INC.
47173 Benicia Street, Fremont, CA 94538; USA TEL:(510) 319-4000 FAX:(510) 661-0888

This report shall not be reproduced except in full, without the written approval of UL Verification Services Inc.

VERTICAL RESULT

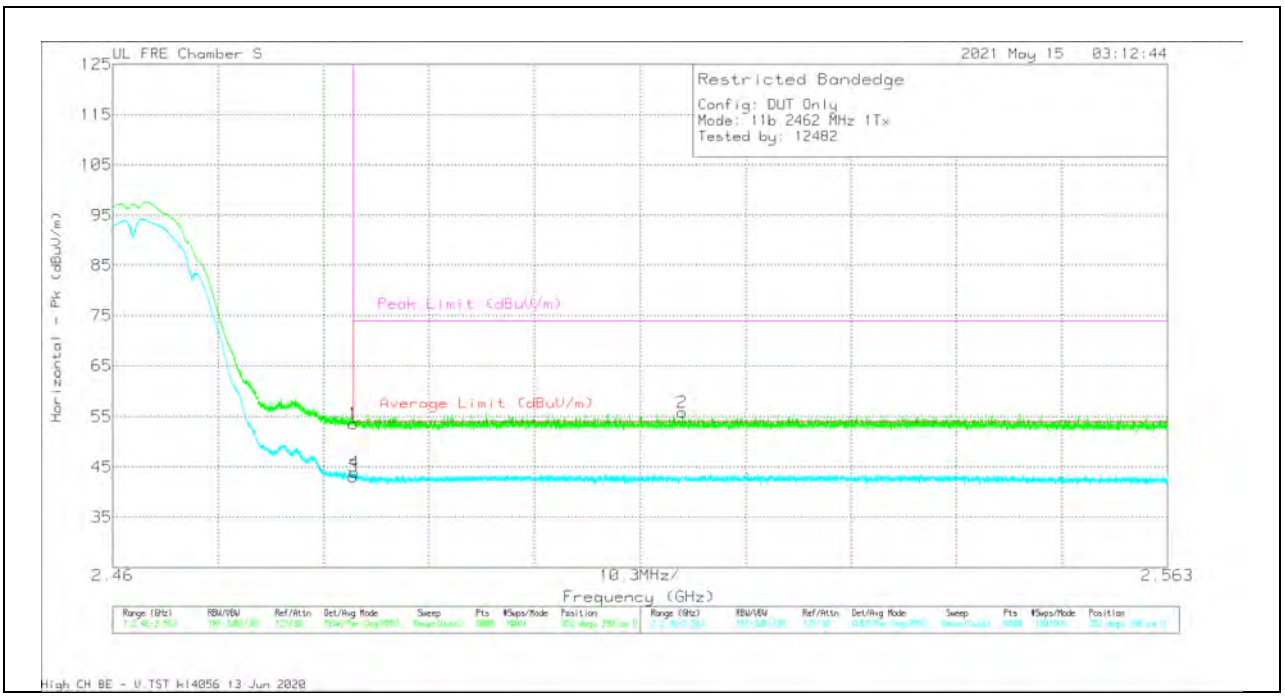

Trace Markers

Marker	Frequency (GHz)	Meter Reading (dBuV)	Det	AF PRE0213833 (dB/m)	Amp/Cbl/Fltr/Pad (dB)	Corrected Reading (dBuV/m)	Average Limit (dBuV/m)	Margin (dB)	Peak Limit (dBuV/m)	PK Margin (dB)	Azimuth (Degs)	Height (cm)	Polarity
1	2.4835	56.43	Pk	32.2	-35	53.63	-	-	74	-20.37	352	390	V
3	2.4835	45.89	RMS	32.2	-35	43.09	54	-10.91	-	-	352	390	V
4	2.48359	46.73	RMS	32.2	-35	43.93	54	-10.07	-	-	352	390	V
2	2.51563	58.45	Pk	32.3	-34.9	55.85	-	-	74	-18.15	352	390	V

Pk - Peak detector
RMS - RMS detection

UL VERIFICATION SERVICES INC.
47173 Benicia Street, Fremont, CA 94538; USA TEL:(510) 319-4000 FAX:(510) 661-0888

This report shall not be reproduced except in full, without the written approval of UL Verification Services Inc.

BANDEDGE (HIGH CHANNEL, CH 12)

HORIZONTAL RESULT

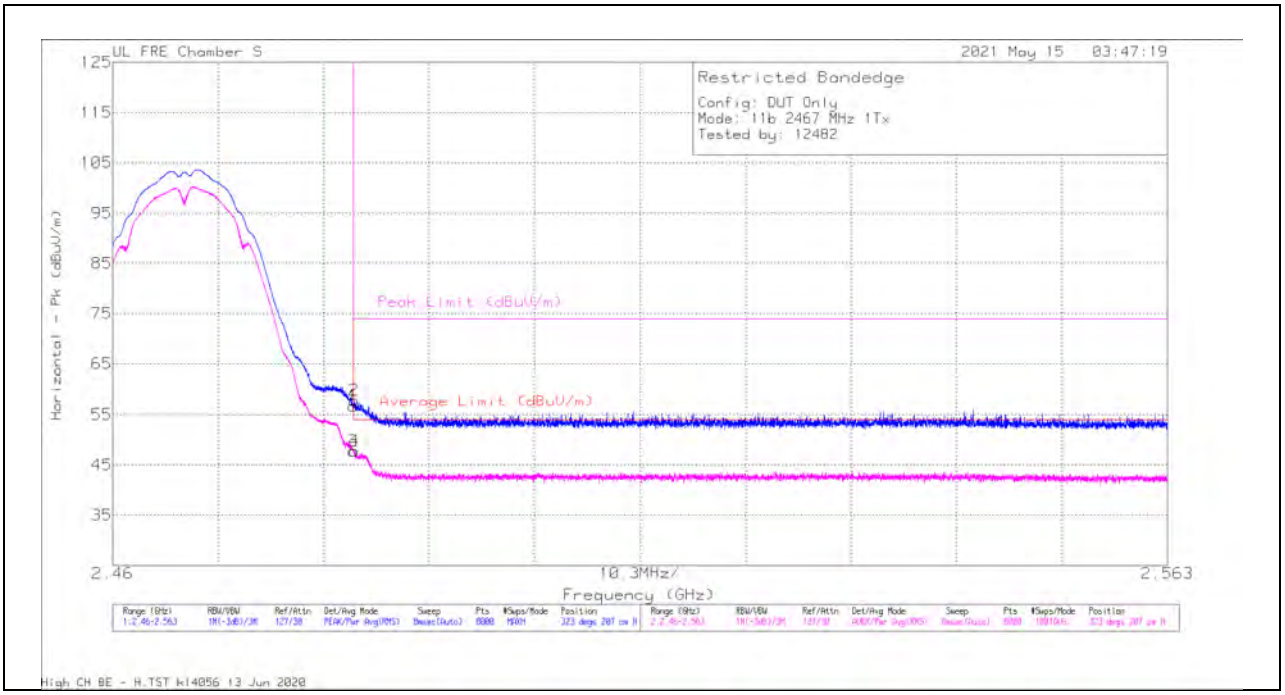

Trace Markers

Marker	Frequency (GHz)	Meter Reading (dBuV)	Det	AF PRE0213833 (dB/m)	Amp/Cbl/Fltr/Pad (dB)	Corrected Reading (dBuV/m)	Average Limit (dBuV/m)	Margin (dB)	Peak Limit (dBuV/m)	PK Margin (dB)	Azimuth (Degs)	Height (cm)	Polarity
1	2.4835	59.6	Pk	32.2	-35	56.8	-	-	74	-17.2	323	207	H
3	2.4835	50.59	RMS	32.2	-35	47.79	54	-6.21	-	-	323	207	H
2	2.48355	60.71	Pk	32.2	-35	57.91	-	-	74	-16.09	323	207	H
4	2.48359	50.62	RMS	32.2	-35	47.82	54	-6.18	-	-	323	207	H

Pk - Peak detector
RMS - RMS detection

UL VERIFICATION SERVICES INC.
47173 Benicia Street, Fremont, CA 94538; USA TEL:(510) 319-4000 FAX:(510) 661-0888

This report shall not be reproduced except in full, without the written approval of UL Verification Services Inc.

VERTICAL RESULT

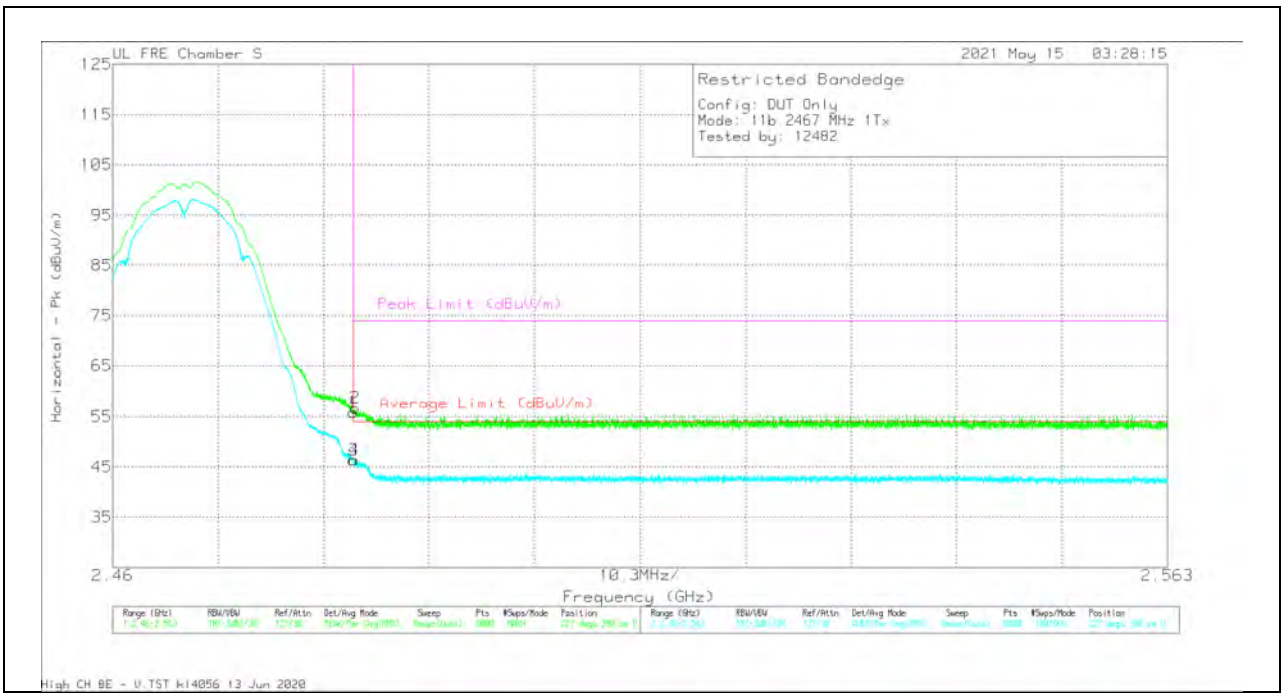

Trace Markers

Marker	Frequency (GHz)	Meter Reading (dBuV)	Det	AF PRE0213833 (dB/m)	Amp/Cbl/Fltr/Pad (dB)	Corrected Reading (dBuV/m)	Average Limit (dBuV/m)	Margin (dB)	Peak Limit (dBuV/m)	PK Margin (dB)	Azimuth (Degs)	Height (cm)	Polarity
1	2.4835	58.65	Pk	32.2	-35	55.85	-	-	74	-18.15	227	390	V
3	2.4835	49.15	RMS	32.2	-35	46.35	54	-7.65	-	-	227	390	V
4	2.48354	49.19	RMS	32.2	-35	46.39	54	-7.61	-	-	227	390	V
2	2.48368	59.58	Pk	32.2	-35	56.78	-	-	74	-17.22	227	390	V

Pk - Peak detector
RMS - RMS detection

UL VERIFICATION SERVICES INC.
47173 Benicia Street, Fremont, CA 94538; USA TEL:(510) 319-4000 FAX:(510) 661-0888

This report shall not be reproduced except in full, without the written approval of UL Verification Services Inc.

BANDEDGE (HIGH CHANNEL, CH 13)

HORIZONTAL RESULT

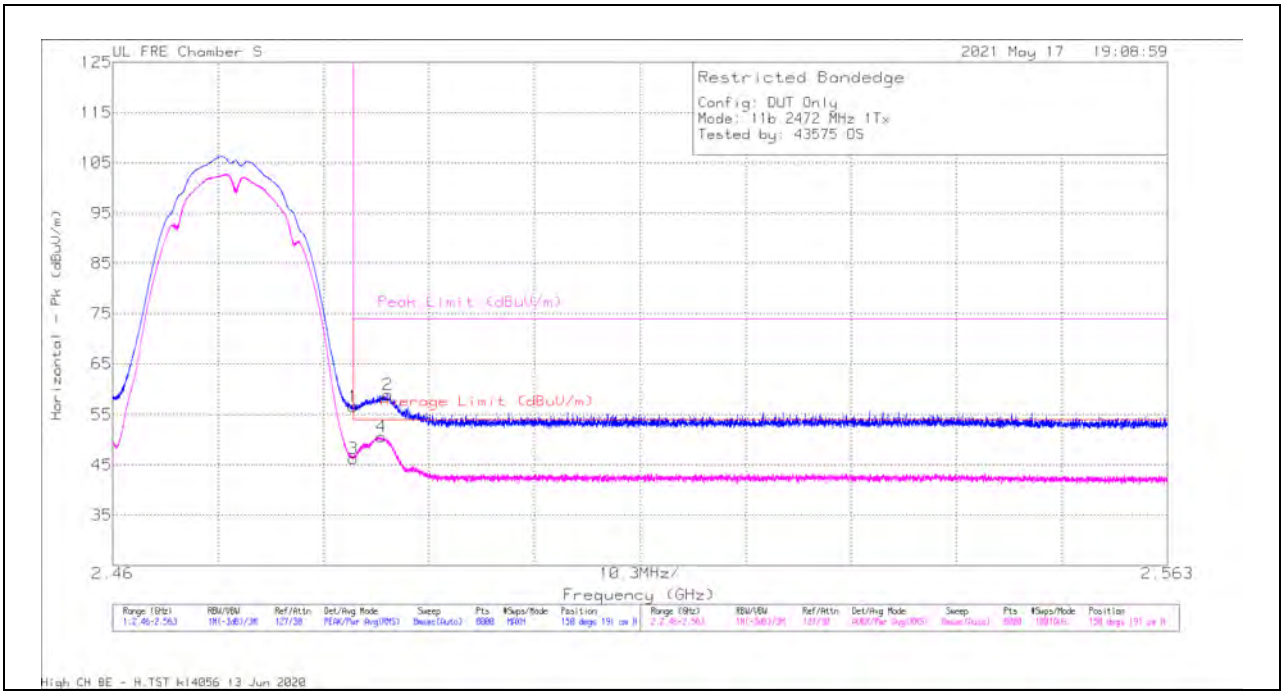

Trace Markers

Marker	Frequency (GHz)	Meter Reading (dBuV)	Det	AF PRE0213833 (dB/m)	Amp/Cbl/Fltr/Pad (dB)	Corrected Reading (dBuV/m)	Average Limit (dBuV/m)	Margin (dB)	Peak Limit (dBuV/m)	PK Margin (dB)	Azimuth (Degs)	Height (cm)	Polarity
1	2.4835	59.43	Pk	32.2	-35	56.63	-	-	74	-17.37	150	191	H
3	2.4835	49.12	RMS	32.2	-35	46.32	54	-7.68	-	-	150	191	H
4	2.48626	53.31	RMS	32.2	-34.9	50.61	54	-3.39	-	-	150	191	H
2	2.48687	61.68	Pk	32.2	-34.9	58.98	-	-	74	-15.02	150	191	H

Pk - Peak detector
RMS - RMS detection

UL VERIFICATION SERVICES INC.
47173 Benicia Street, Fremont, CA 94538; USA TEL:(510) 319-4000 FAX:(510) 661-0888

This report shall not be reproduced except in full, without the written approval of UL Verification Services Inc.

VERTICAL RESULT

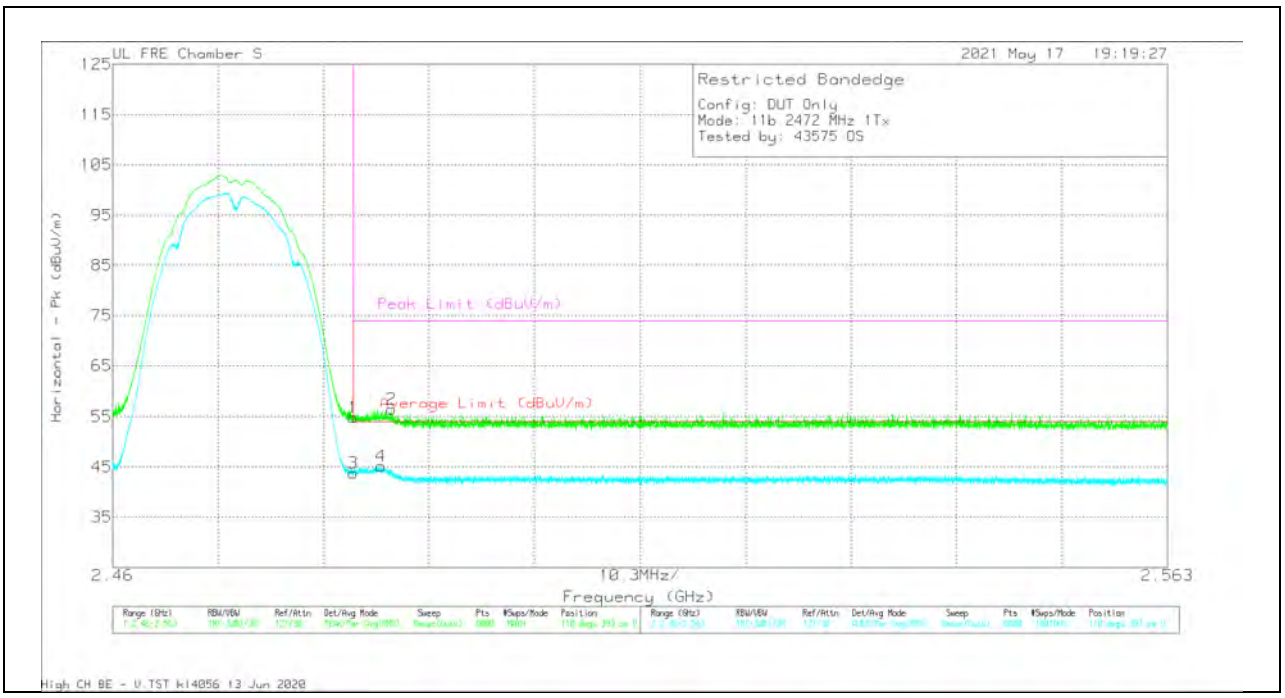

Trace Markers

Marker	Frequency (GHz)	Meter Reading (dBuV)	Det	AF PRE0213833 (dB/m)	Amp/Cbl/Fltr/Pad (dB)	Corrected Reading (dBuV/m)	Average Limit (dBuV/m)	Margin (dB)	Peak Limit (dBuV/m)	PK Margin (dB)	Azimuth (Degs)	Height (cm)	Polarity
1	2.4835	57.64	Pk	32.2	-35	54.84	-	-	74	-19.16	110	393	V
3	2.4835	46.59	RMS	32.2	-35	43.79	54	-10.21	-	-	110	393	V
4	2.48619	47.83	RMS	32.2	-34.9	45.13	54	-8.87	-	-	110	393	V
2	2.48725	59.24	Pk	32.2	-34.9	56.54	-	-	74	-17.46	110	393	V

Pk - Peak detector
RMS - RMS detection

UL VERIFICATION SERVICES INC.
47173 Benicia Street, Fremont, CA 94538; USA TEL:(510) 319-4000 FAX:(510) 661-0888

This report shall not be reproduced except in full, without the written approval of UL Verification Services Inc.

HARMONICS AND SPURIOUS EMISSIONS

LOW CHANNEL, CH 1 RESULTS

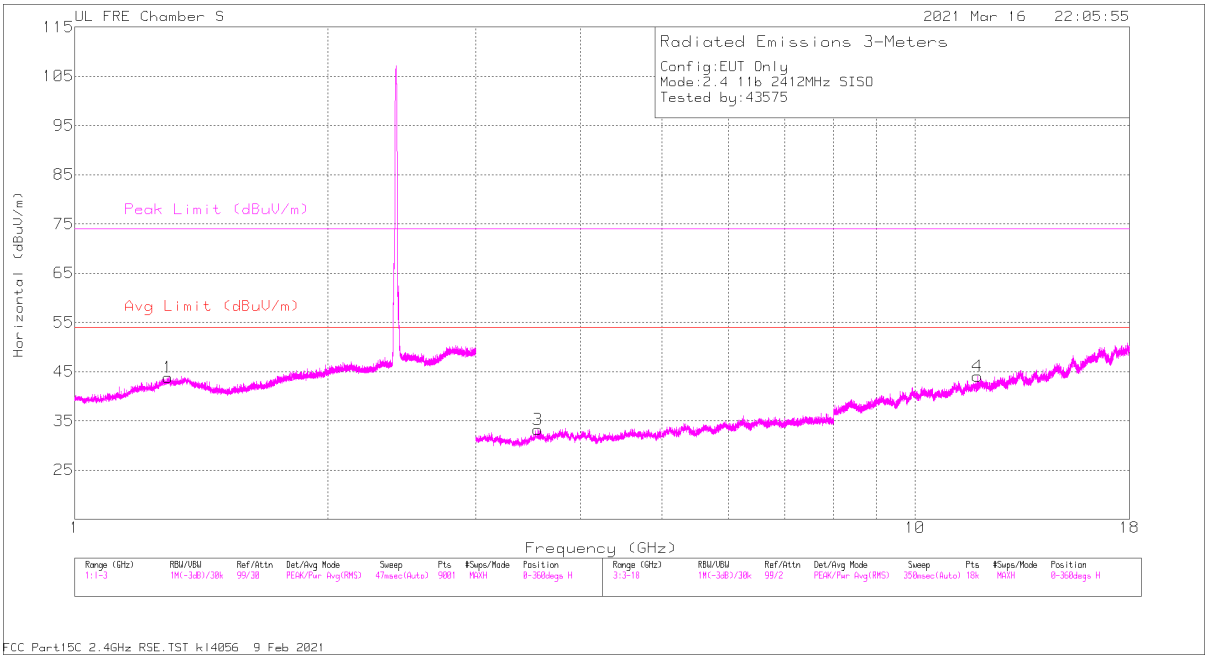

HORIZONTAL

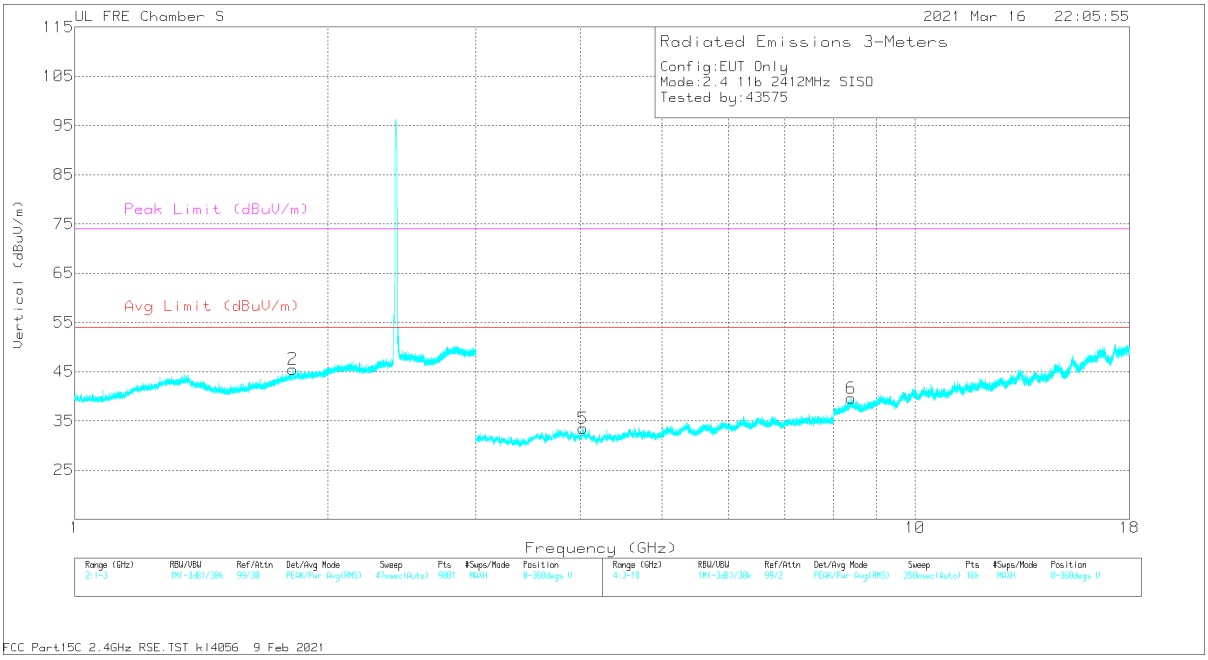

VERTICAL

UL VERIFICATION SERVICES INC.
47173 Benicia Street, Fremont, CA 94538; USA TEL:(510) 319-4000 FAX:(510) 661-0888

This report shall not be reproduced except in full, without the written approval of UL Verification Services Inc.

RADIATED EMISSIONS

Marker	Frequency (GHz)	Meter Reading (dBuV)	Det	AF PRE0213833 (dB/m)	Amp/Cbl/Fltr/Pad (dB)	Corrected Reading (dBuV/m)	Avg Limit (dBuV/m)	Margin (dB)	Peak Limit (dBuV/m)	PK Margin (dB)	Azimuth (Degs)	Height (cm)	Polarity
1	* 1.29157	59.78	PK2	29.2	-35.4	53.58	-	-	74	-20.42	16	207	H
	* 1.29098	47.76	MAv1	29.1	-35.4	41.46	54	-12.54	-	-	16	207	H
3	* 3.56104	52.54	PK2	33.2	-40.8	44.94	-	-	74	-29.06	16	100	H
	* 3.56006	40.3	MAv1	33.2	-40.8	32.7	54	-21.3	-	-	16	100	H
4	* 11.86927	47.11	PK2	38.7	-33.7	52.11	-	-	74	-21.89	16	100	H
	* 11.86782	35.5	MAv1	38.7	-33.7	40.5	54	-13.5	-	-	16	100	H
5	* 4.02843	52.02	PK2	33.6	-41	44.62	-	-	74	-29.38	16	201	V
	* 4.02556	40.74	MAv1	33.6	-41	33.34	54	-20.66	-	-	16	201	V
6	* 8.39919	49.7	PK2	36	-36.3	49.4	-	-	74	-24.6	16	200	V
	* 8.39659	37.72	MAv1	36	-36.3	37.42	54	-16.58	-	-	16	200	V
2	1.8183	59.48	PK2	30.2	-34.9	54.78	-	-	-	-	16	200	V
	1.81875	47.62	MAv1	30.2	-34.9	42.92	-	-	-	-	16	200	V

* - indicates frequency in CFR47 Pt 15 / IC RSS-Restricted Band
PK2 - KDB558074 Method: Maximum Peak
MAv1 - KDB558074 Option 1 Maximum RMS Average

UL VERIFICATION SERVICES INC.
47173 Benicia Street, Fremont, CA 94538; USA TEL:(510) 319-4000 FAX:(510) 661-0888

This report shall not be reproduced except in full, without the written approval of UL Verification Services Inc.

MID CHANNEL, CH 6 RESULTS

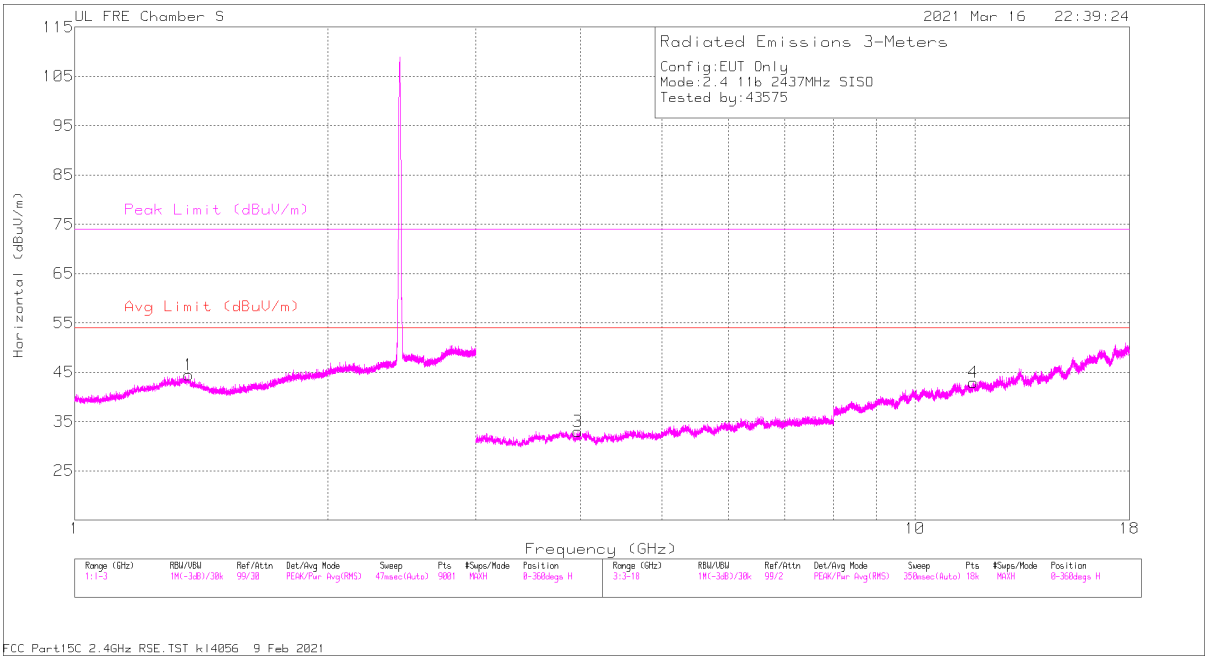

HORIZONTAL

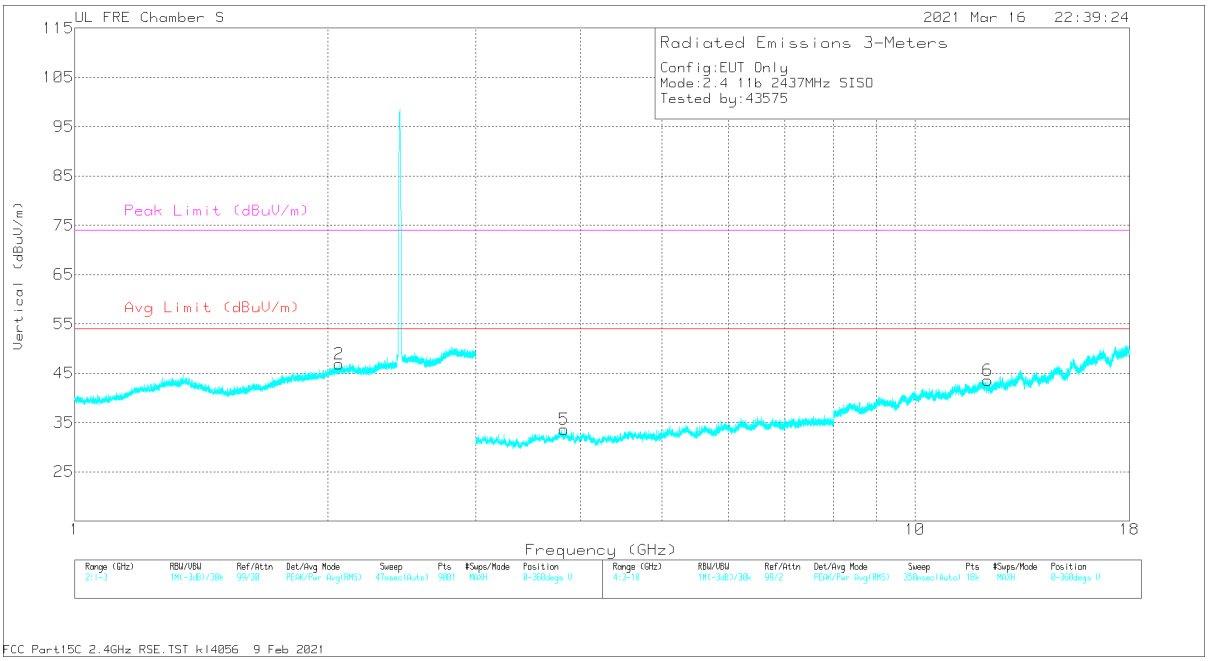

VERTICAL

UL VERIFICATION SERVICES INC.
47173 Benicia Street, Fremont, CA 94538; USA TEL:(510) 319-4000 FAX:(510) 661-0888

This report shall not be reproduced except in full, without the written approval of UL Verification Services Inc.

RADIATED EMISSIONS

Marker	Frequency (GHz)	Meter Reading (dBuV)	Det	AF PRE0213833 (dB/m)	Amp/Cbl/Fltr/Pad (dB)	Corrected Reading (dBuV/m)	Avg Limit (dBuV/m)	Margin (dB)	Peak Limit (dBuV/m)	PK Margin (dB)	Azimuth (Degs)	Height (cm)	Polarity
1	* 1.36759	59.59	PK2	29.3	-35.1	53.79	-	-	74	-20.21	0	100	H
	* 1.36637	47.72	MAv1	29.4	-35.1	42.02	54	-11.98	-	-	0	100	H
3	* 3.96582	51.41	PK2	33.6	-40.6	44.41	-	-	74	-29.59	0	100	H
	* 3.96952	39.79	MAv1	33.6	-40.6	32.79	54	-21.21	-	-	0	100	H
4	* 11.7328	47.49	PK2	38.5	-33.5	52.49	-	-	74	-21.51	0	100	H
	* 11.73346	35.73	MAv1	38.5	-33.5	40.73	54	-13.27	-	-	0	100	H
5	* 3.8255	51.61	PK2	33.7	-40.6	44.71	-	-	74	-29.29	0	201	V
	* 3.82293	40.2	MAv1	33.7	-40.6	33.3	54	-20.7	-	-	0	201	V
6	* 12.21037	46.4	PK2	39.1	-33.7	51.8	-	-	74	-22.2	0	200	V
	* 12.20839	35.25	MAv1	39.1	-33.7	40.65	54	-13.35	-	-	0	200	V
2	2.06339	48	MAv1	31.7	-35.1	44.6	-	-	-	-	0	201	V
	2.065	59.78	PK2	31.7	-35.1	56.38	-	-	-	-	0	201	V

* - indicates frequency in CFR47 Pt 15 / IC RSS-Restricted Band
PK2 - KDB558074 Method: Maximum Peak
MAv1 - KDB558074 Option 1 Maximum RMS Average

UL VERIFICATION SERVICES INC.
47173 Benicia Street, Fremont, CA 94538; USA TEL:(510) 319-4000 FAX:(510) 661-0888

This report shall not be reproduced except in full, without the written approval of UL Verification Services Inc.

HIGH CHANNEL, CH 13 RESULTS

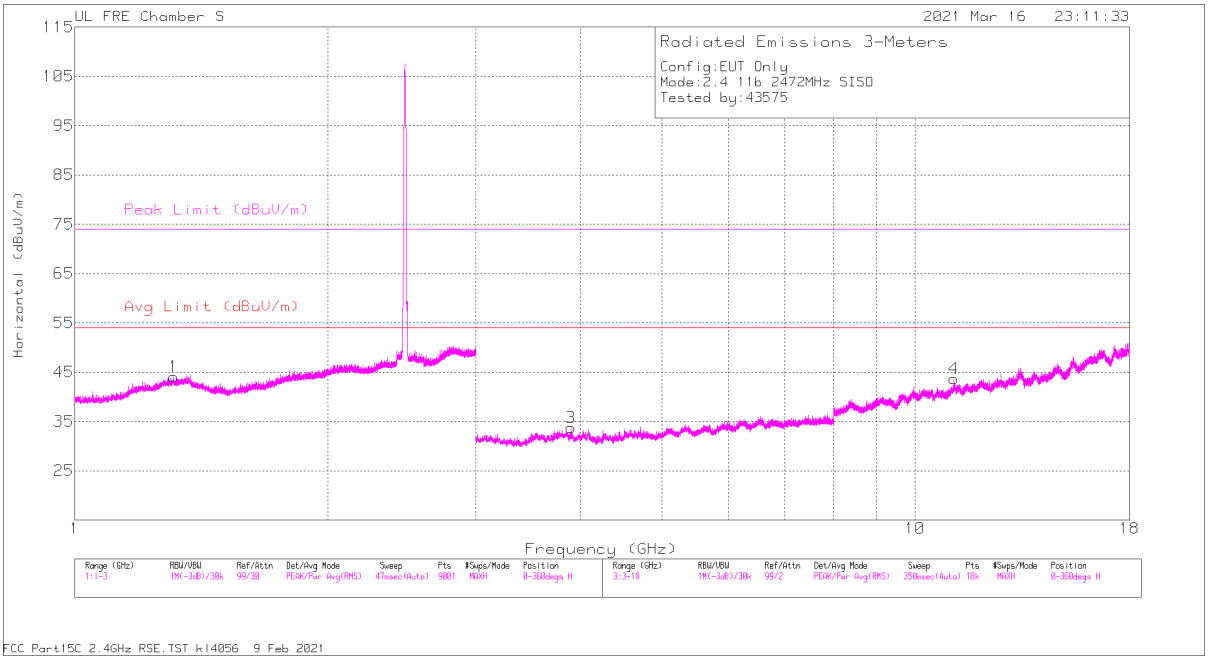

HORIZONTAL

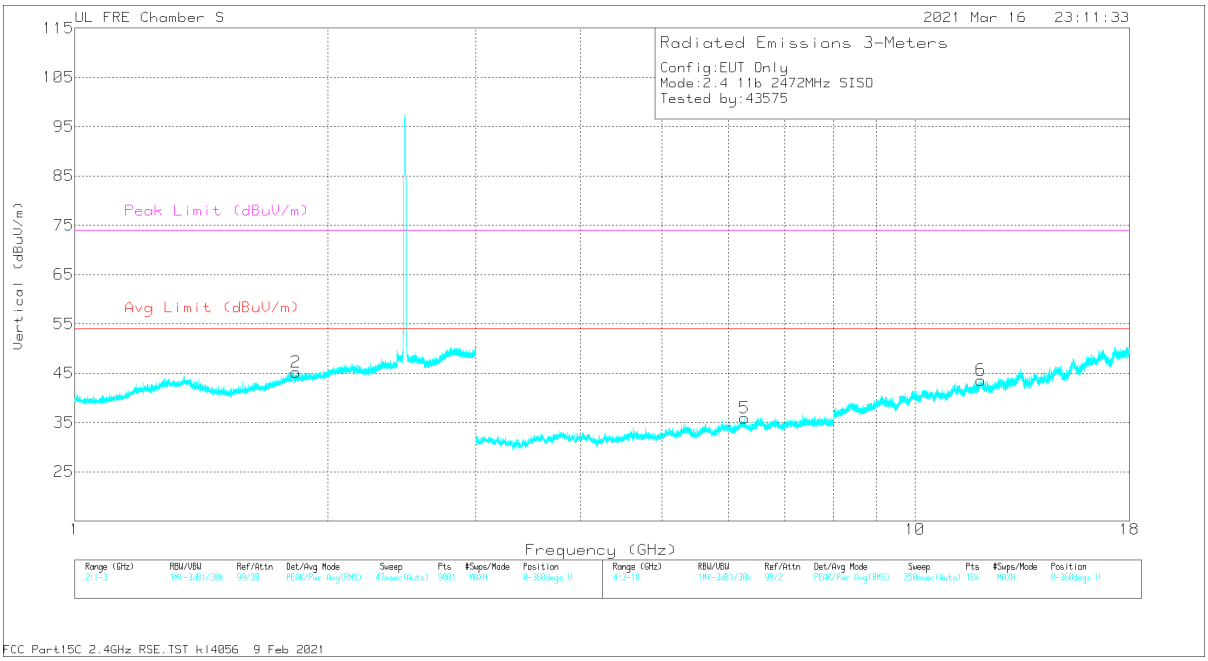

VERTICAL

UL VERIFICATION SERVICES INC.
47173 Benicia Street, Fremont, CA 94538; USA TEL:(510) 319-4000 FAX:(510) 661-0888

This report shall not be reproduced except in full, without the written approval of UL Verification Services Inc.

RADIATED EMISSIONS

Marker	Frequency (GHz)	Meter Reading (dBuV)	Det	AF PRE0213833 (dB/m)	Amp/Cbl/Fltr/Pad (dB)	Corrected Reading (dBuV/m)	Avg Limit (dBuV/m)	Margin (dB)	Peak Limit (dBuV/m)	PK Margin (dB)	Azimuth (Degs)	Height (cm)	Polarity
1	* 1.31278	59.44	PK2	28.8	-35.2	53.04	-	-	74	-20.96	0	100	H
	* 1.3118	47.67	MAv1	28.9	-35.2	41.37	54	-12.63	-	-	0	100	H
3	* 3.89427	51.02	PK2	33.9	-40.4	44.52	-	-	74	-29.48	0	100	H
	* 3.89206	39.31	MAv1	33.9	-40.4	32.81	54	-21.19	-	-	0	100	H
4	* 11.12526	49.11	PK2	38	-34.5	52.61	-	-	74	-21.39	0	100	H
	* 11.12531	36.77	MAv1	38	-34.5	40.27	54	-13.73	-	-	0	100	H
6	* 11.98905	46.54	PK2	38.8	-33.4	51.94	-	-	74	-22.06	0	200	V
	* 11.98545	35.17	MAv1	38.8	-33.4	40.57	54	-13.43	-	-	0	200	V
2	1.83536	47.59	MAv1	30.3	-34.9	42.99	-	-	-	-	0	201	V
	1.83593	59.91	PK2	30.3	-34.9	55.31	-	-	-	-	0	201	V
5	6.2735	50.55	PK2	35.5	-38.4	47.65	-	-	-	-	0	201	V
	6.27358	38.29	MAv1	35.5	-38.4	35.39	-	-	-	-	0	201	V

* - indicates frequency in CFR47 Pt 15 / IC RSS-Restricted Band
PK2 - KDB558074 Method: Maximum Peak
MAv1 - KDB558074 Option 1 Maximum RMS Average

UL VERIFICATION SERVICES INC.
47173 Benicia Street, Fremont, CA 94538; USA TEL:(510) 319-4000 FAX:(510) 661-0888

This report shall not be reproduced except in full, without the written approval of UL Verification Services Inc.

10.1.2. TX ABOVE 1 GHz 802.11n HT20 1TX MODE IN THE 2.4 GHz BAND

1TX ANTENNA 4 MODE

BANDEDGE (LOW CHANNEL, CH 1)

HORIZONTAL RESULT

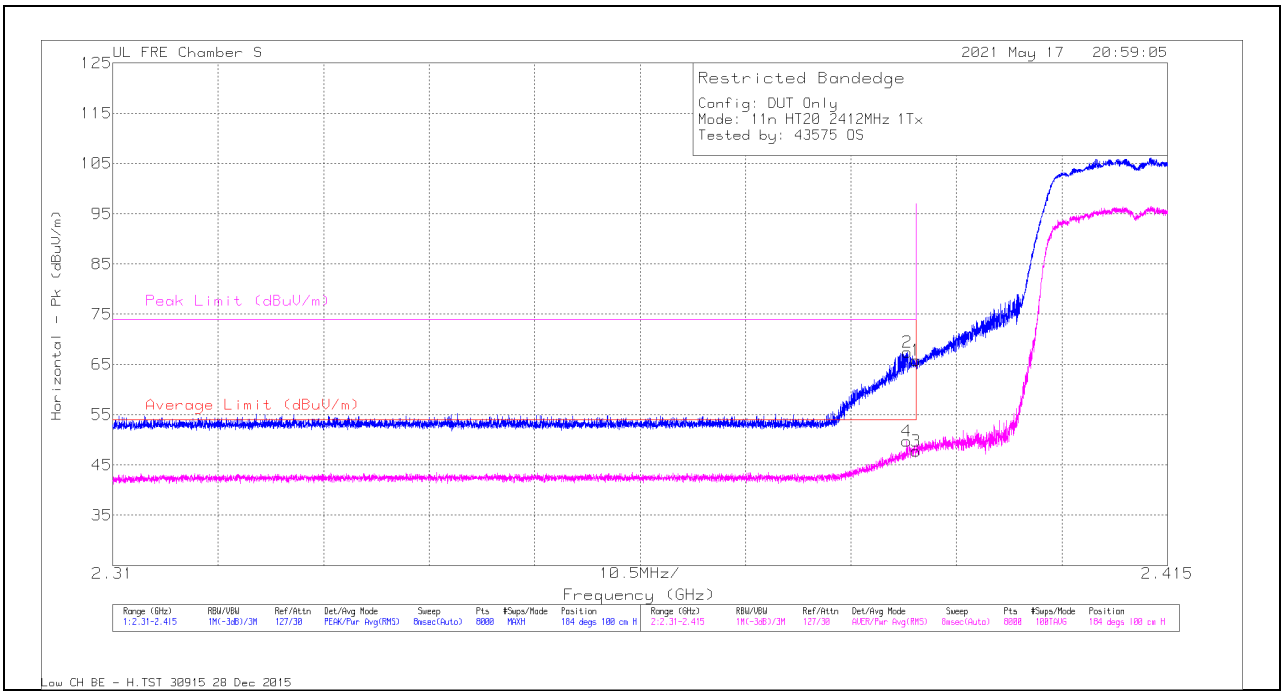

Trace Markers

Marker	Frequency (GHz)	Meter Reading (dBuV)	Det	AF PRE0213833 (dB/m)	Amp/Cbl/Fltr/Pad (dB)	DC Corr (dB)	Corrected Reading (dBuV/m)	Average Limit (dBuV/m)	Margin (dB)	Peak Limit (dBuV/m)	PK Margin (dB)	Azimuth (Degs)	Height (cm)	Polarity
4	2.38902	52.22	RMS	32.3	-35.2	.39	49.71	54	-4.29	-	-	184	100	H
2	2.38913	70.34	Pk	32.3	-35.2	0	67.44	-	-	74	-6.56	184	100	H
1	2.39	68.75	Pk	32.3	-35.2	0	65.85	-	-	74	-8.15	184	100	H
3	2.39	50.26	RMS	32.3	-35.2	.39	47.75	54	-6.25	-	-	184	100	H

Pk - Peak detector
RMS - RMS detection

UL VERIFICATION SERVICES INC.
47173 Benicia Street, Fremont, CA 94538; USA TEL:(510) 319-4000 FAX:(510) 661-0888

This report shall not be reproduced except in full, without the written approval of UL Verification Services Inc.

VERTICAL RESULT

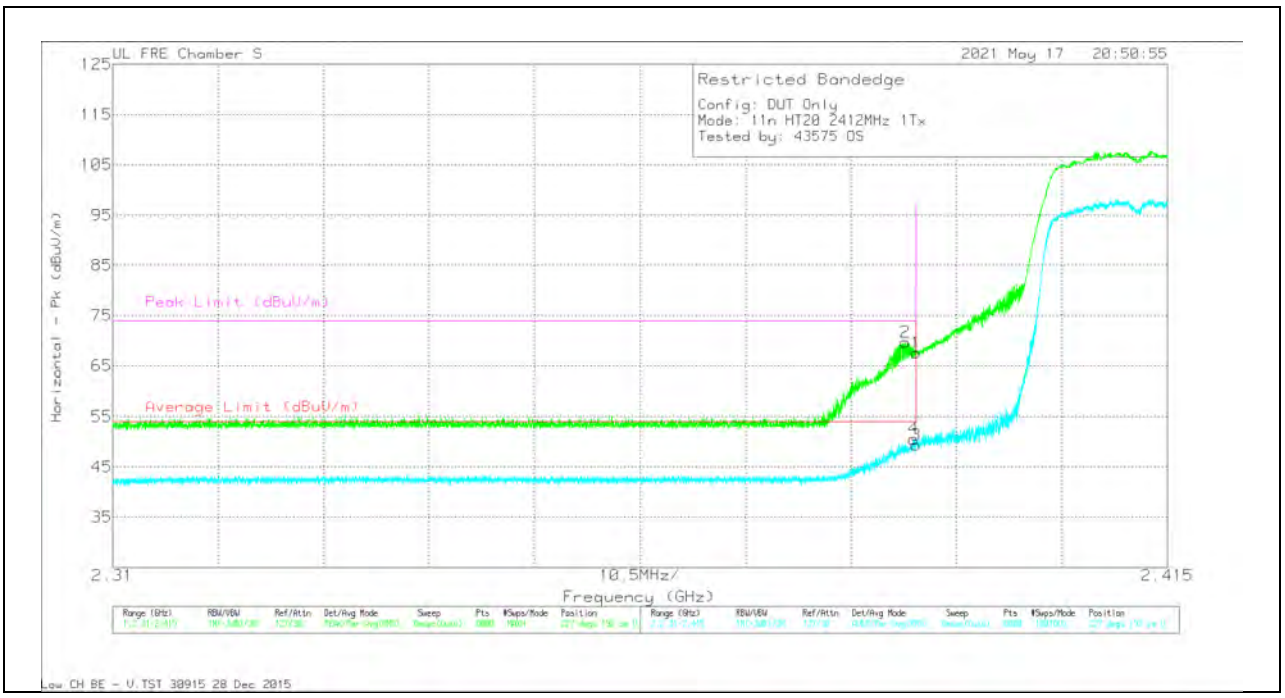

Trace Markers

Marker	Frequency (GHz)	Meter Reading (dBuV)	Det	AF PRE0213833 (dB/m)	Amp/Cbl/Fltr/Pad (dB)	DC Corr (dB)	Corrected Reading (dBuV/m)	Average Limit (dBuV/m)	Margin (dB)	Peak Limit (dBuV/m)	PK Margin (dB)	Azimuth (Degs)	Height (cm)	Polarity
2	2.38895	72.59	Pk	32.3	-35.2	0	69.69	-	-	74	-4.31	227	192	V
4	2.38973	53.08	RMS	32.3	-35.2	.39	50.57	54	-3.43	-	-	227	192	V
1	2.39	70.45	Pk	32.3	-35.2	0	67.55	-	-	74	-6.45	227	192	V
3	2.39	51.92	RMS	32.3	-35.2	.39	49.41	54	-4.59	-	-	227	192	V

Pk - Peak detector
RMS - RMS detection

UL VERIFICATION SERVICES INC.
47173 Benicia Street, Fremont, CA 94538; USA TEL:(510) 319-4000 FAX:(510) 661-0888

This report shall not be reproduced except in full, without the written approval of UL Verification Services Inc.

BANDEDGE (LOW CHANNEL, CH 2)

HORIZONTAL RESULT

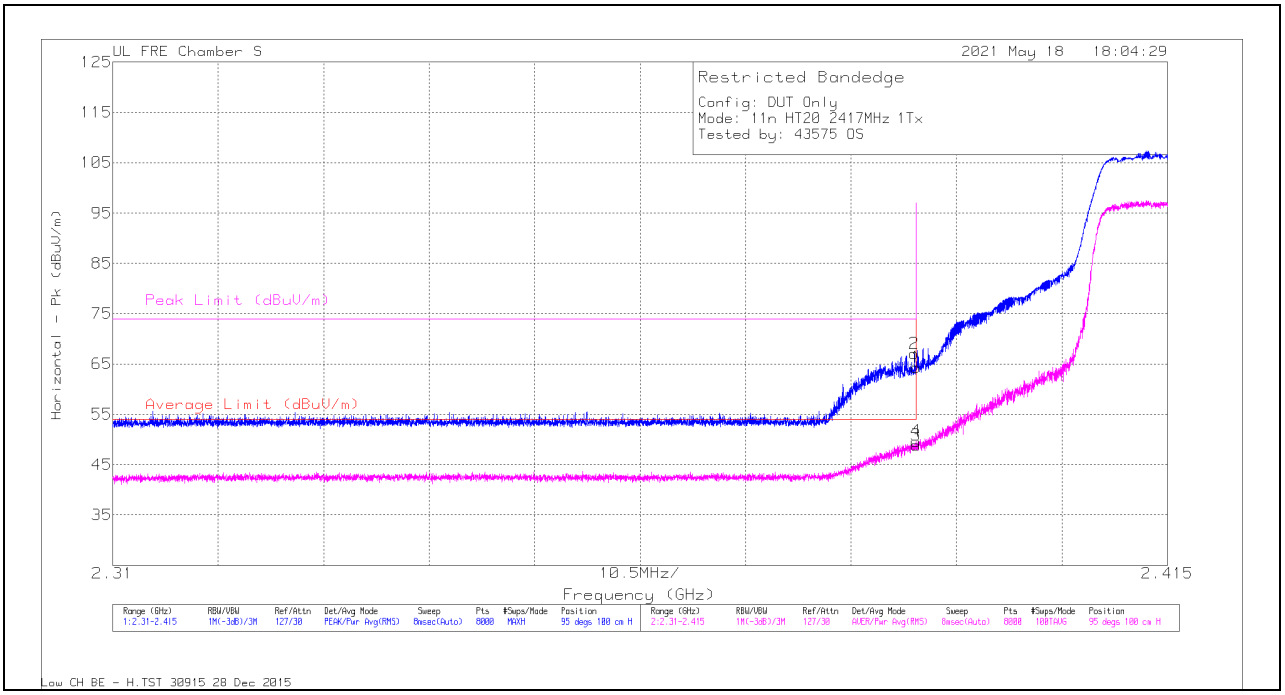

Trace Markers

Marker	Frequency (GHz)	Meter Reading (dBuV)	Det	AF PRE0213833 (dB/m)	Amp/Cbl/Fltr/Pad (dB)	DC Corr (dB)	Corrected Reading (dBuV/m)	Average Limit (dBuV/m)	Margin (dB)	Peak Limit (dBuV/m)	PK Margin (dB)	Azimuth (Degs)	Height (cm)	Polarity
2	2.38979	69.93	Pk	32.3	-35.2	0	67.03	-	-	74	-6.97	95	100	H
4	2.38998	52.2	RMS	32.3	-35.2	.39	49.69	54	-4.31	-	-	95	100	H
1	2.39	67.23	Pk	32.3	-35.2	0	64.33	-	-	74	-9.67	95	100	H
3	2.39	51.36	RMS	32.3	-35.2	.39	48.85	54	-5.15	-	-	95	100	H

Pk - Peak detector
RMS - RMS detection

UL VERIFICATION SERVICES INC.
47173 Benicia Street, Fremont, CA 94538; USA TEL:(510) 319-4000 FAX:(510) 661-0888

This report shall not be reproduced except in full, without the written approval of UL Verification Services Inc.

VERTICAL RESULT

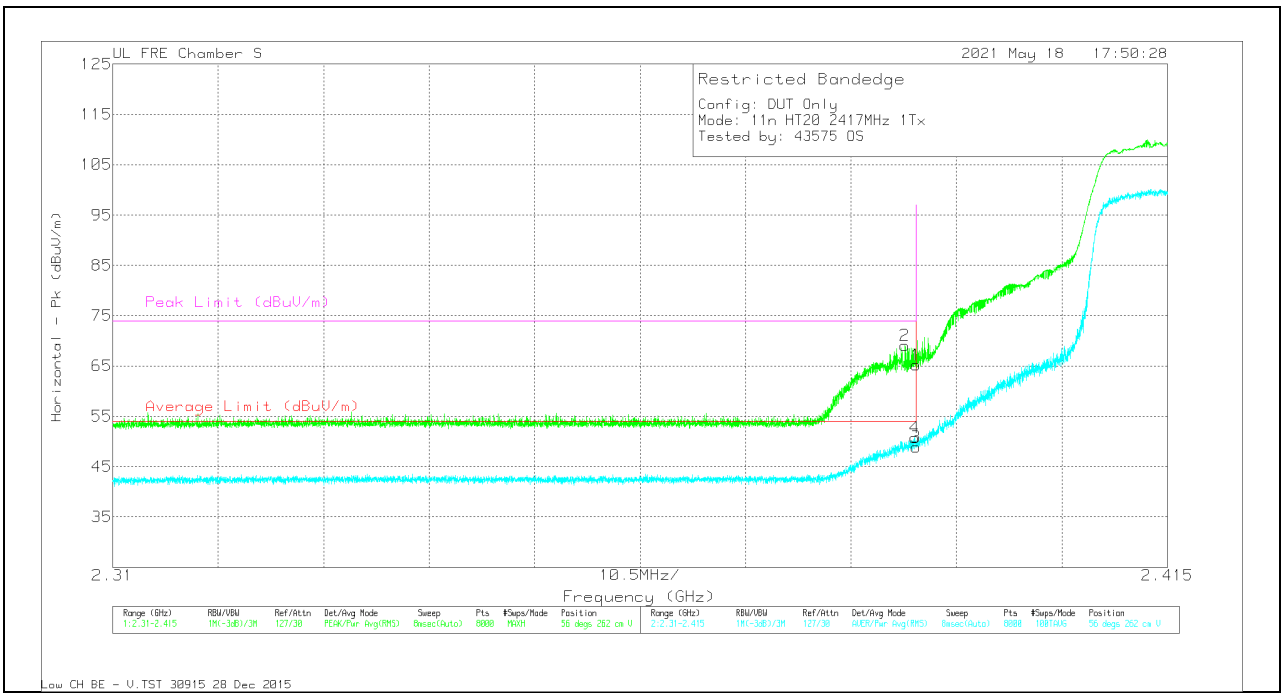

Trace Markers

Marker	Frequency (GHz)	Meter Reading (dBuV)	Det	AF PRE0213833 (dB/m)	Amp/Cbl/Fltr/Pad (dB)	DC Corr (dB)	Corrected Reading (dBuV/m)	Average Limit (dBuV/m)	Margin (dB)	Peak Limit (dBuV/m)	PK Margin (dB)	Azimuth (Degs)	Height (cm)	Polarity
2	2.38888	71.92	Pk	32.3	-35.2	0	69.02	-	-	74	-4.98	56	262	V
4	2.38985	53.29	RMS	32.3	-35.2	.39	50.78	54	-3.22	-	-	56	262	V
1	2.39	68.08	Pk	32.3	-35.2	0	65.18	-	-	74	-8.82	56	262	V
3	2.39	51.45	RMS	32.3	-35.2	.39	48.94	54	-5.06	-	-	56	262	V

Pk - Peak detector
RMS - RMS detection

UL VERIFICATION SERVICES INC.
47173 Benicia Street, Fremont, CA 94538; USA TEL:(510) 319-4000 FAX:(510) 661-0888

This report shall not be reproduced except in full, without the written approval of UL Verification Services Inc.

BANDEDGE (LOW CHANNEL, CH 3)

HORIZONTAL RESULT

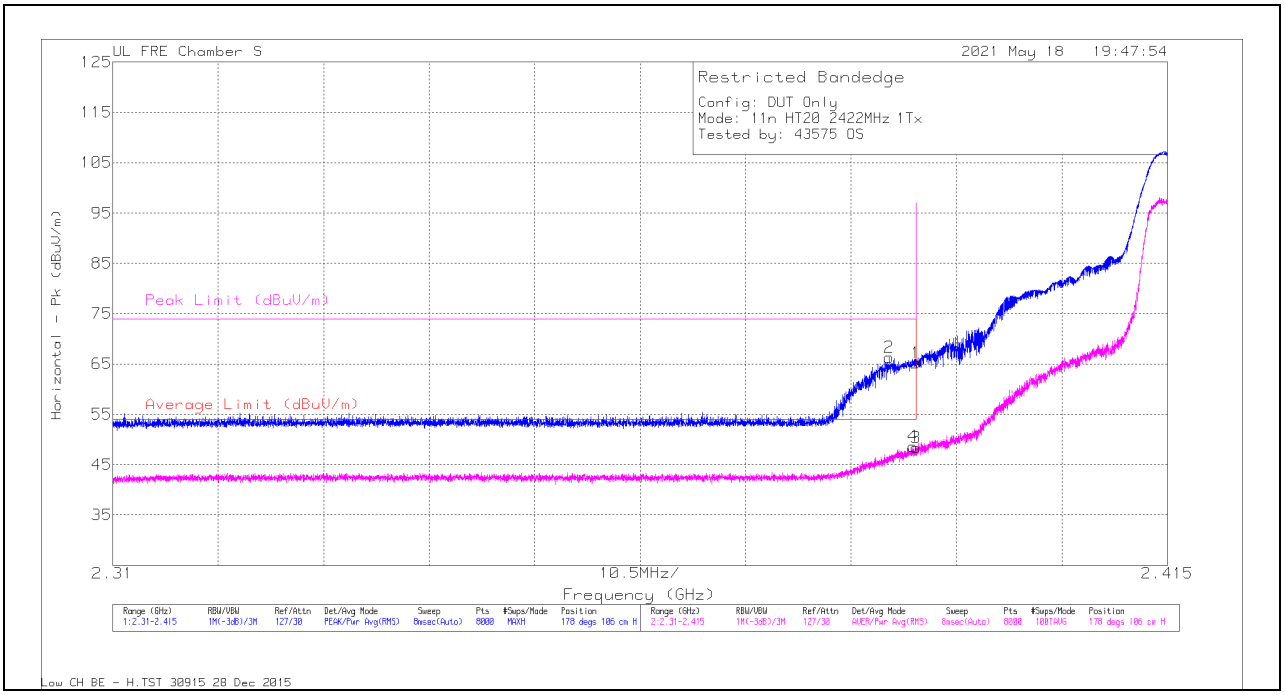

Trace Markers

Marker	Frequency (GHz)	Meter Reading (dBuV)	Det	AF PRE0213833 (dB/m)	Amp/Cbl/Fltr/Pad (dB)	DC Corr (dB)	Corrected Reading (dBuV/m)	Average Limit (dBuV/m)	Margin (dB)	Peak Limit (dBuV/m)	PK Margin (dB)	Azimuth (Degs)	Height (cm)	Polarity
2	2.3873	69.18	Pk	32.3	-35.2	0	66.28	-	-	74	-7.72	178	106	H
4	2.38965	51.1	RMS	32.3	-35.2	.39	48.59	54	-5.41	-	-	178	106	H
1	2.39	68.16	Pk	32.3	-35.2	0	65.26	-	-	74	-8.74	178	106	H
3	2.39	50.94	RMS	32.3	-35.2	.39	48.43	54	-5.57	-	-	178	106	H

Pk - Peak detector
RMS - RMS detection

UL VERIFICATION SERVICES INC.
47173 Benicia Street, Fremont, CA 94538; USA TEL:(510) 319-4000 FAX:(510) 661-0888

This report shall not be reproduced except in full, without the written approval of UL Verification Services Inc.

VERTICAL RESULT

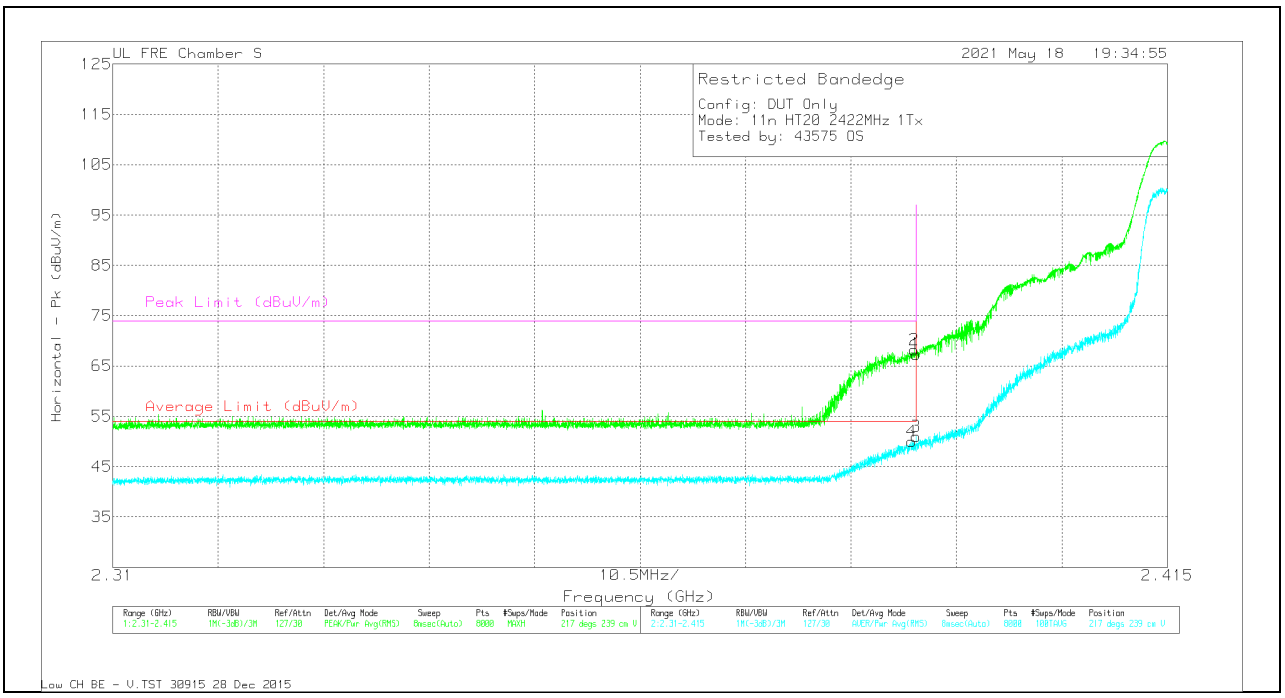

Trace Markers

Marker	Frequency (GHz)	Meter Reading (dBuV)	Det	AF PRE0213833 (dB/m)	Amp/Cbl/Fltr/Pad (dB)	DC Corr (dB)	Corrected Reading (dBuV/m)	Average Limit (dBuV/m)	Margin (dB)	Peak Limit (dBuV/m)	PK Margin (dB)	Azimuth (Degs)	Height (cm)	Polarity
4	2.38952	52.51	RMS	32.3	-35.2	.39	50	54	-4	-	-	217	239	V
2	2.38981	71.12	Pk	32.3	-35.2	0	68.22	-	-	74	-5.78	217	239	V
1	2.39	70.29	Pk	32.3	-35.2	0	67.39	-	-	74	-6.61	217	239	V
3	2.39	53.5	RMS	32.3	-35.2	.39	50.99	54	-3.01	-	-	217	239	V

Pk - Peak detector
RMS - RMS detection

UL VERIFICATION SERVICES INC.
47173 Benicia Street, Fremont, CA 94538; USA TEL:(510) 319-4000 FAX:(510) 661-0888

This report shall not be reproduced except in full, without the written approval of UL Verification Services Inc.

BANDEDGE (HIGH CHANNEL, CH 9)

HORIZONTAL RESULT

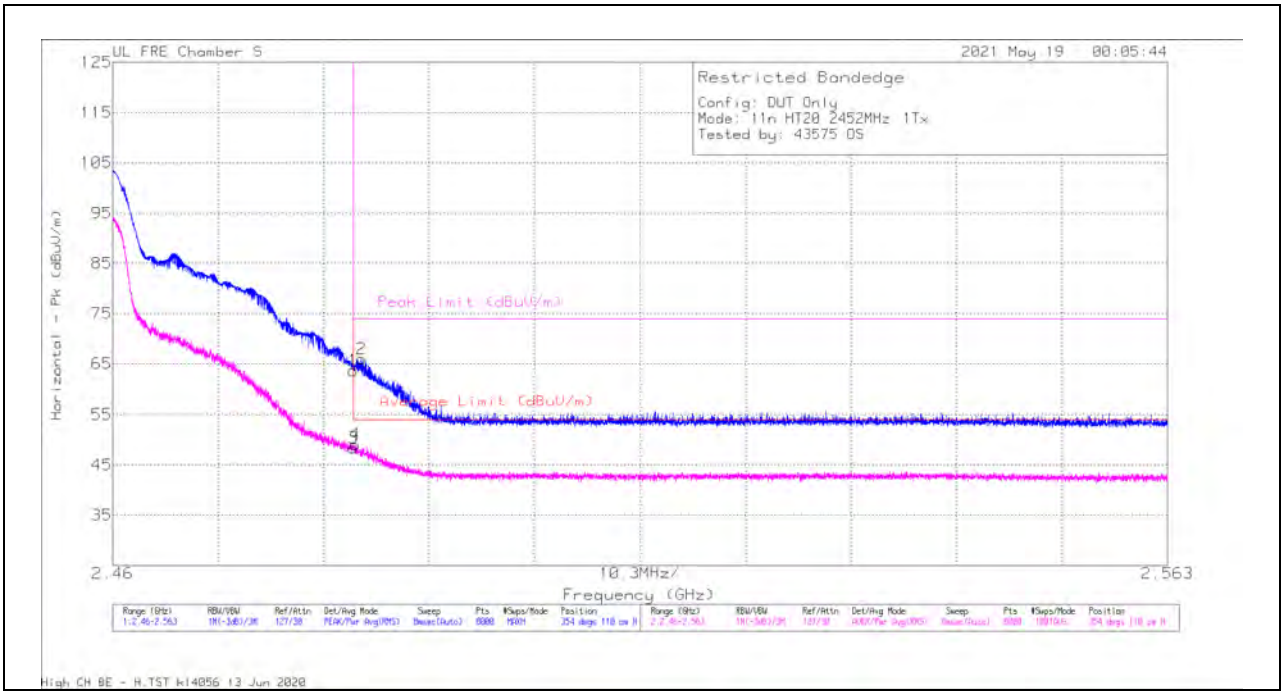

Trace Markers

Marker	Frequency (GHz)	Meter Reading (dBuV)	Det	AF PRE0213833 (dB/m)	Amp/Cbl/Fltr/Pad (dB)	DC Corr (dB)	Corrected Reading (dBuV/m)	Average Limit (dBuV/m)	Margin (dB)	Peak Limit (dBuV/m)	PK Margin (dB)	Azimuth (Degs)	Height (cm)	Polarity
1	2.4835	66.57	Pk	32.2	-35	0	63.77	-	-	74	-10.23	354	110	H
3	2.4835	50.79	RMS	32.2	-35	.39	48.38	54	-5.62	-	-	354	110	H
4	2.48367	51.48	RMS	32.2	-35	.39	49.07	54	-4.93	-	-	354	110	H
2	2.48427	68.66	Pk	32.2	-34.9	0	65.96	-	-	74	-8.04	354	110	H

Pk - Peak detector
RMS - RMS detection

UL VERIFICATION SERVICES INC.
47173 Benicia Street, Fremont, CA 94538; USA TEL:(510) 319-4000 FAX:(510) 661-0888

This report shall not be reproduced except in full, without the written approval of UL Verification Services Inc.

VERTICAL RESULT

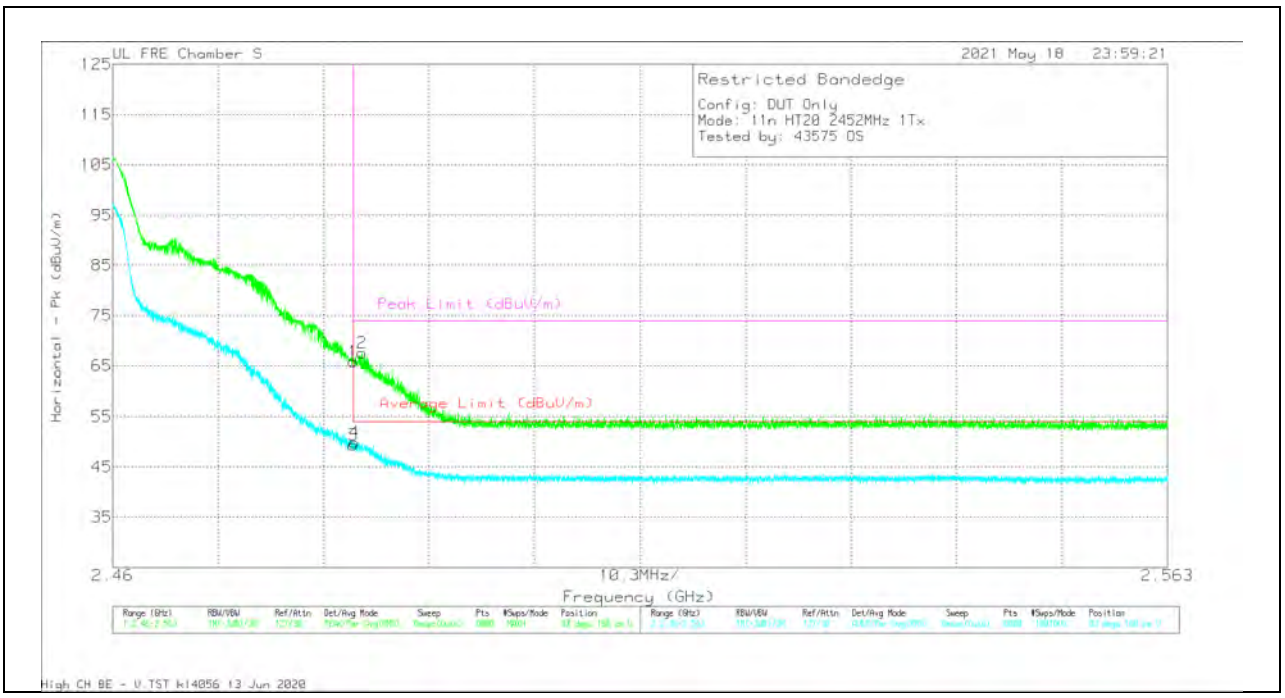

Trace Markers

Marker	Frequency (GHz)	Meter Reading (dBuV)	Det	AF PRE0213833 (dB/m)	Amp/Cbl/Fltr/Pad (dB)	DC Corr (dB)	Corrected Reading (dBuV/m)	Average Limit (dBuV/m)	Margin (dB)	Peak Limit (dBuV/m)	PK Margin (dB)	Azimuth (Degs)	Height (cm)	Polarity
1	2.4835	68.58	Pk	32.2	-35	0	65.78	-	-	74	-8.22	83	160	V
3	2.4835	51.78	RMS	32.2	-35	.39	49.37	54	-4.63	-	-	83	160	V
4	2.48363	52.33	RMS	32.2	-35	.39	49.92	54	-4.08	-	-	83	160	V
2	2.48432	70.23	Pk	32.2	-34.9	0	67.53	-	-	74	-6.47	83	160	V

Pk - Peak detector
RMS - RMS detection

UL VERIFICATION SERVICES INC.
47173 Benicia Street, Fremont, CA 94538; USA TEL:(510) 319-4000 FAX:(510) 661-0888

This report shall not be reproduced except in full, without the written approval of UL Verification Services Inc.

BANDEDGE (HIGH CHANNEL, CH 10)

HORIZONTAL RESULT

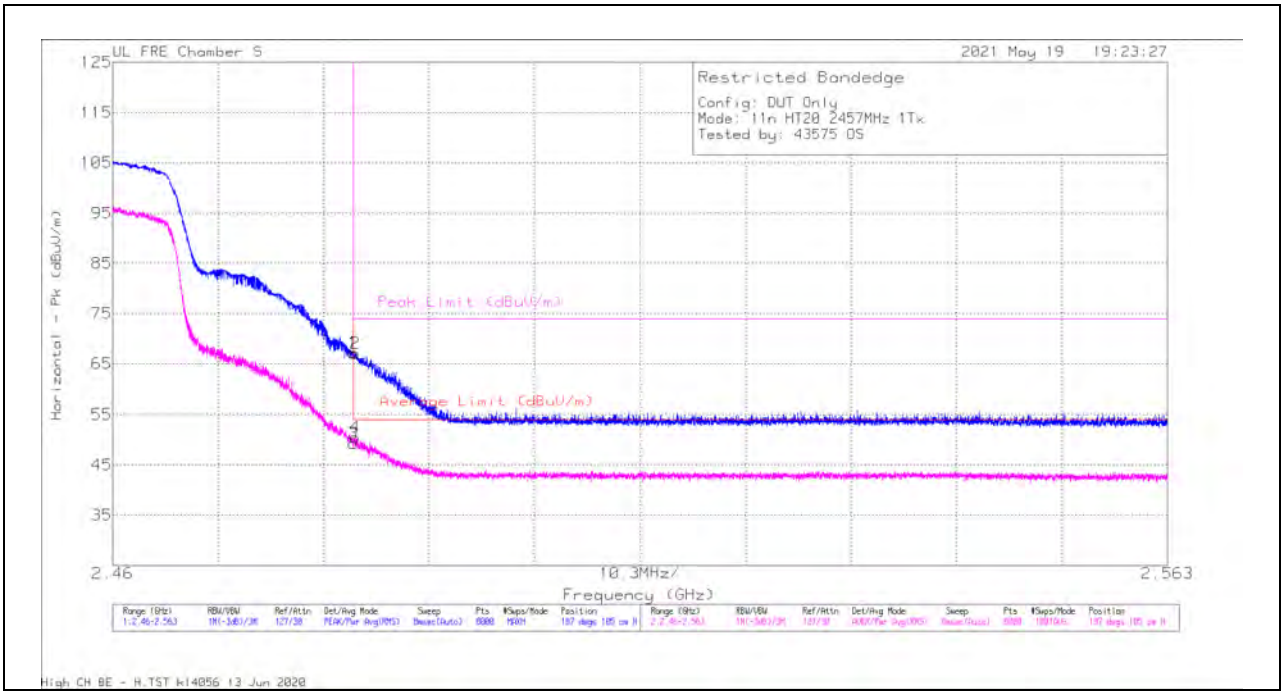

Trace Markers

Marker	Frequency (GHz)	Meter Reading (dBuV)	Det	AF PRE0213833 (dB/m)	Amp/Cbl/Fltr/Pad (dB)	DC Corr (dB)	Corrected Reading (dBuV/m)	Average Limit (dBuV/m)	Margin (dB)	Peak Limit (dBuV/m)	PK Margin (dB)	Azimuth (Degs)	Height (cm)	Polarity
1	2.4835	70.02	Pk	32.2	-35	0	67.22	-	-	74	-6.78	187	105	H
3	2.4835	51.66	RMS	32.2	-35	.39	49.25	54	-4.75	-	-	187	105	H
4	2.48367	52.91	RMS	32.2	-35	.39	50.5	54	-3.5	-	-	187	105	H
2	2.48371	69.85	Pk	32.2	-35	0	67.05	-	-	74	-6.95	187	105	H

Pk - Peak detector
RMS - RMS detection

UL VERIFICATION SERVICES INC.
47173 Benicia Street, Fremont, CA 94538; USA TEL:(510) 319-4000 FAX:(510) 661-0888

This report shall not be reproduced except in full, without the written approval of UL Verification Services Inc.

VERTICAL RESULT

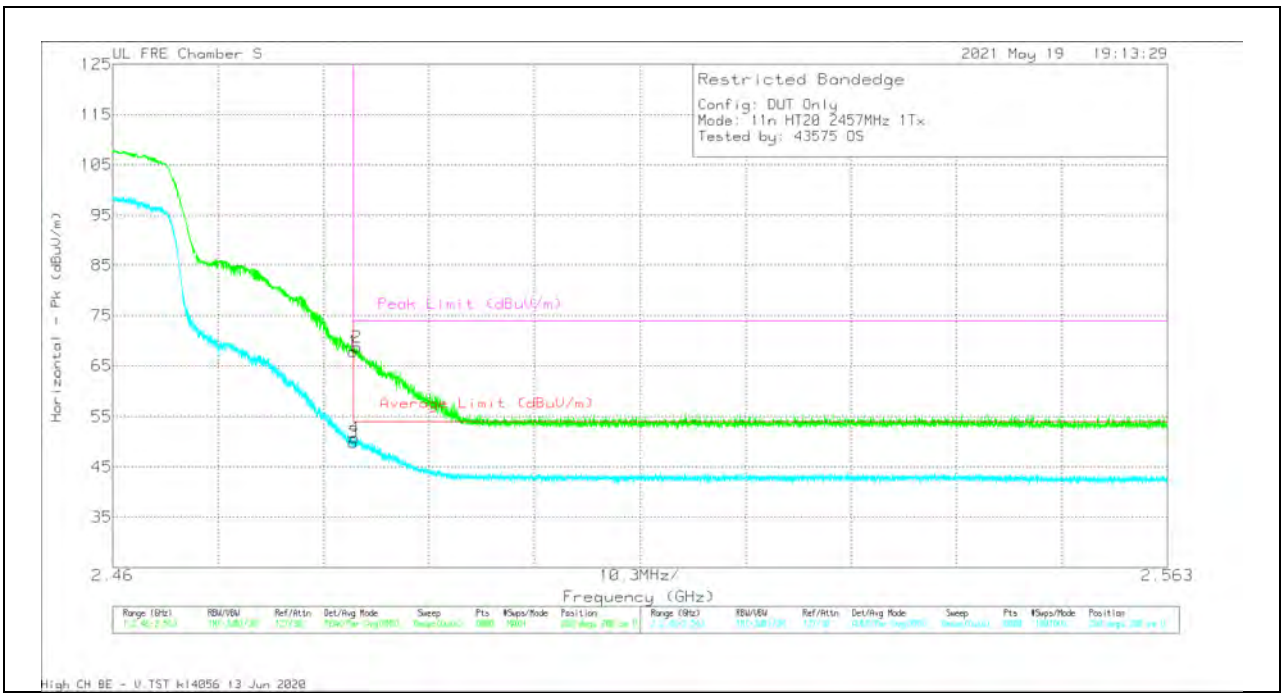

Trace Markers

Marker	Frequency (GHz)	Meter Reading (dBuV)	Det	AF PRE0213833 (dB/m)	Amp/Cbl/Fltr/Pad (dB)	DC Corr (dB)	Corrected Reading (dBuV/m)	Average Limit (dBuV/m)	Margin (dB)	Peak Limit (dBuV/m)	PK Margin (dB)	Azimuth (Degs)	Height (cm)	Polarity
1	2.4835	70.65	Pk	32.2	-35	0	67.85	-	-	74	-6.15	260	208	V
3	2.4835	52.34	RMS	32.2	-35	.39	49.93	54	-4.07	-	-	260	208	V
4	2.48363	53.15	RMS	32.2	-35	.39	50.74	54	-3.26	-	-	260	208	V
2	2.48384	71.5	Pk	32.2	-35	0	68.7	-	-	74	-5.3	260	208	V

Pk - Peak detector
RMS - RMS detection

UL VERIFICATION SERVICES INC.
47173 Benicia Street, Fremont, CA 94538; USA TEL:(510) 319-4000 FAX:(510) 661-0888

This report shall not be reproduced except in full, without the written approval of UL Verification Services Inc.

BANDEDGE (HIGH CHANNEL, CH 11)

HORIZONTAL RESULT

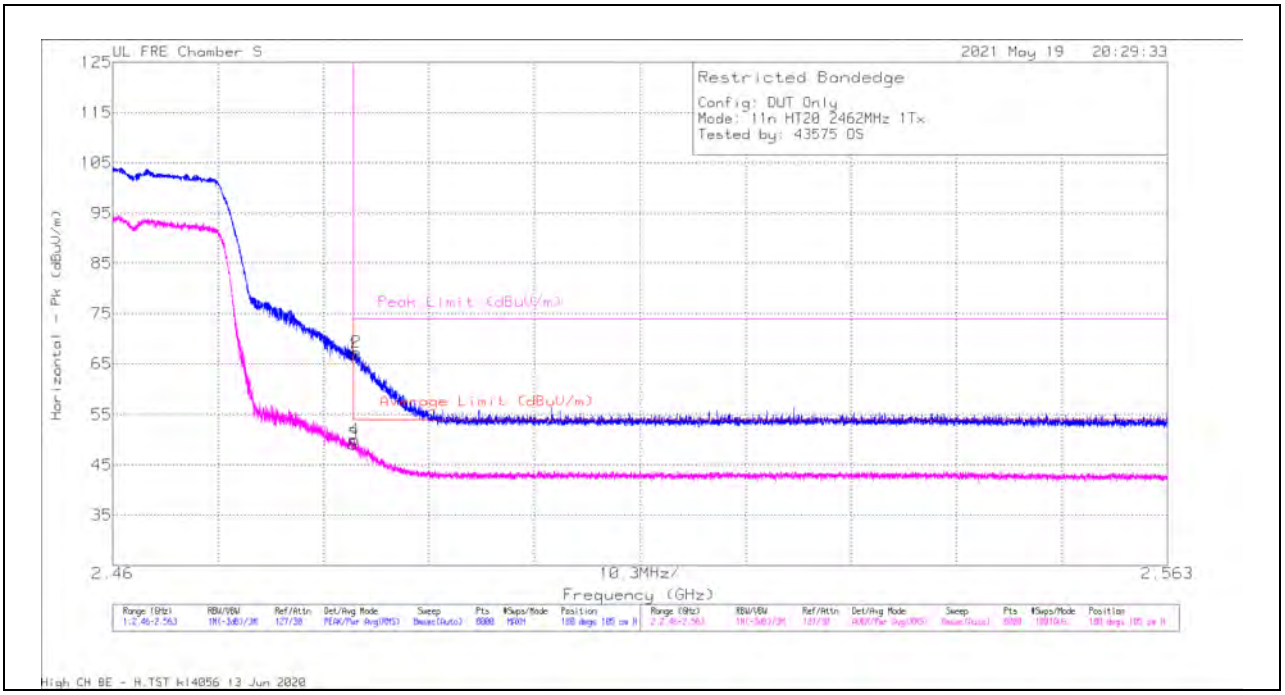

Trace Markers

Marker	Frequency (GHz)	Meter Reading (dBuV)	Det	AF PRE0213833 (dB/m)	Amp/Cbl/Fltr/Pad (dB)	DC Corr (dB)	Corrected Reading (dBuV/m)	Average Limit (dBuV/m)	Margin (dB)	Peak Limit (dBuV/m)	PK Margin (dB)	Azimuth (Degs)	Height (cm)	Polarity
1	2.4835	69.8	Pk	32.2	-35	0	67	-	-	74	-7	180	105	H
3	2.4835	51.55	RMS	32.2	-35	.39	49.14	54	-4.86	-	-	180	105	H
4	2.48359	52.42	RMS	32.2	-35	.39	50.01	54	-3.99	-	-	180	105	H
2	2.48378	70.13	Pk	32.2	-35	0	67.33	-	-	74	-6.67	180	105	H

Pk - Peak detector
RMS - RMS detection

UL VERIFICATION SERVICES INC.
47173 Benicia Street, Fremont, CA 94538; USA TEL:(510) 319-4000 FAX:(510) 661-0888

This report shall not be reproduced except in full, without the written approval of UL Verification Services Inc.

VERTICAL RESULT

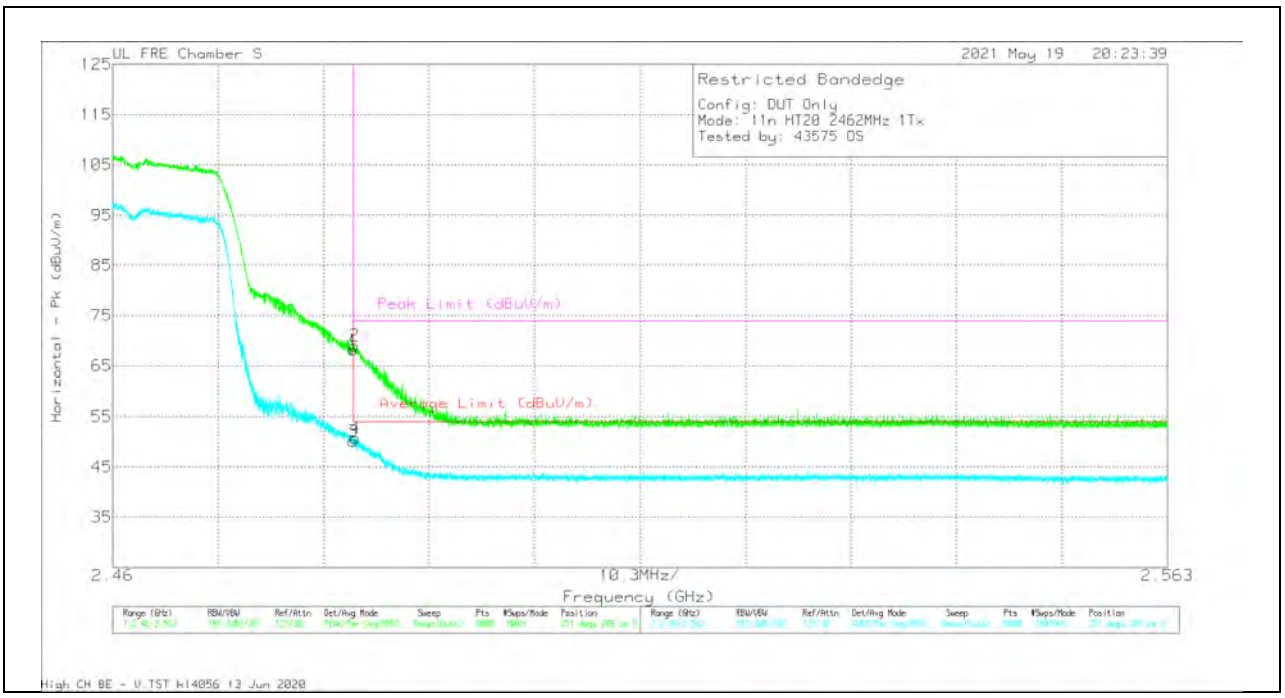

Trace Markers

Marker	Frequency (GHz)	Meter Reading (dBuV)	Det	AF PRE0213833 (dB/m)	Amp/Cbl/Fltr/Pad (dB)	DC Corr (dB)	Corrected Reading (dBuV/m)	Average Limit (dBuV/m)	Margin (dB)	Peak Limit (dBuV/m)	PK Margin (dB)	Azimuth (Degs)	Height (cm)	Polarity
1	2.4835	70.99	Pk	32.2	-35	0	68.19	-	-	74	-5.81	251	209	V
3	2.4835	52.5	RMS	32.2	-35	.39	50.09	54	-3.91	-	-	251	209	V
2	2.48363	71.81	Pk	32.2	-35	0	69.01	-	-	74	-4.99	251	209	V
4	2.48367	53.14	RMS	32.2	-35	.39	50.73	54	-3.27	-	-	251	209	V

Pk - Peak detector
RMS - RMS detection

UL VERIFICATION SERVICES INC.
47173 Benicia Street, Fremont, CA 94538; USA TEL:(510) 319-4000 FAX:(510) 661-0888

This report shall not be reproduced except in full, without the written approval of UL Verification Services Inc.

BANDEDGE (HIGH CHANNEL, CH 12)

HORIZONTAL RESULT

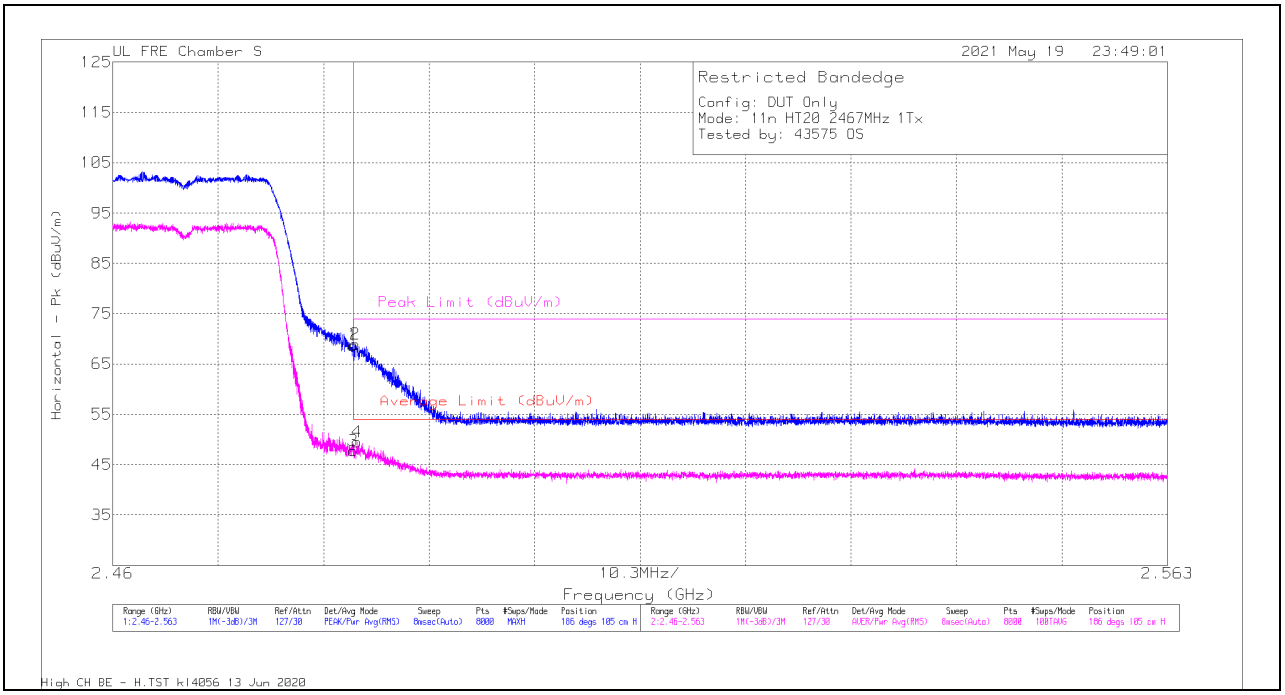

Trace Markers

Marker	Frequency (GHz)	Meter Reading (dBuV)	Det	AF PRE0213833 (dB/m)	Amp/Cbl/Fltr/Pad (dB)	DC Corr (dB)	Corrected Reading (dBuV/m)	Average Limit (dBuV/m)	Margin (dB)	Peak Limit (dBuV/m)	PK Margin (dB)	Azimuth (Degs)	Height (cm)	Polarity
1	2.4835	71.46	Pk	32.2	-35	0	68.66	-	-	74	-5.34	186	105	H
3	2.4835	50.13	RMS	32.2	-35	.39	47.72	54	-6.28	-	-	186	105	H
2	2.48371	71.76	Pk	32.2	-35	0	68.96	-	-	74	-5.04	186	105	H
4	2.48385	51.92	RMS	32.2	-35	.39	49.51	54	-4.49	-	-	186	105	H

Pk - Peak detector
RMS - RMS detection

UL VERIFICATION SERVICES INC.
47173 Benicia Street, Fremont, CA 94538; USA TEL:(510) 319-4000 FAX:(510) 661-0888

This report shall not be reproduced except in full, without the written approval of UL Verification Services Inc.

VERTICAL RESULT

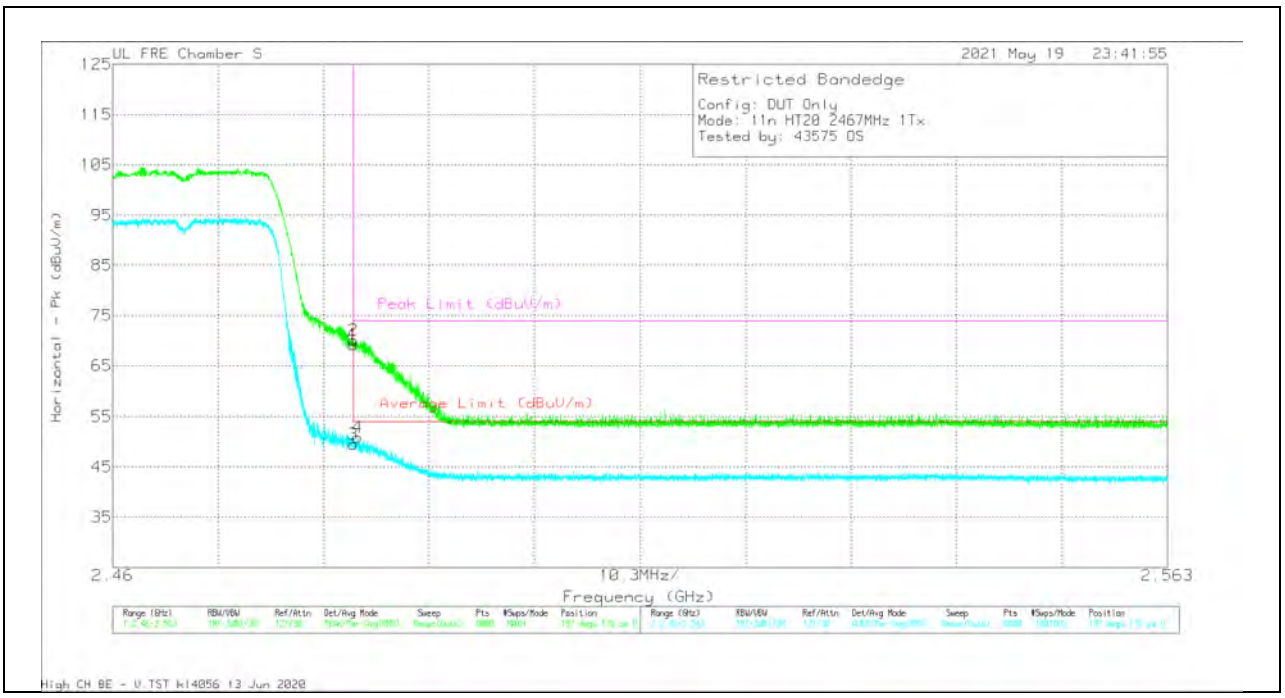

Trace Markers

Marker	Frequency (GHz)	Meter Reading (dBuV)	Det	AF PRE0213833 (dB/m)	Amp/Cbl/Fltr/Pad (dB)	DC Corr (dB)	Corrected Reading (dBuV/m)	Average Limit (dBuV/m)	Margin (dB)	Peak Limit (dBuV/m)	PK Margin (dB)	Azimuth (Degs)	Height (cm)	Polarity
1	2.4835	71.95	Pk	32.2	-35	0	69.15	-	-	74	-4.85	197	176	V
3	2.4835	51.92	RMS	32.2	-35	.39	49.51	54	-4.49	-	-	197	176	V
2	2.48351	72.86	Pk	32.2	-35	0	70.06	-	-	74	-3.94	197	176	V
4	2.48391	53.26	RMS	32.2	-35	.39	50.85	54	-3.15	-	-	197	176	V

Pk - Peak detector
RMS - RMS detection

UL VERIFICATION SERVICES INC.
47173 Benicia Street, Fremont, CA 94538; USA TEL:(510) 319-4000 FAX:(510) 661-0888

This report shall not be reproduced except in full, without the written approval of UL Verification Services Inc.

BANDEDGE (HIGH CHANNEL, CH 13)

HORIZONTAL RESULT

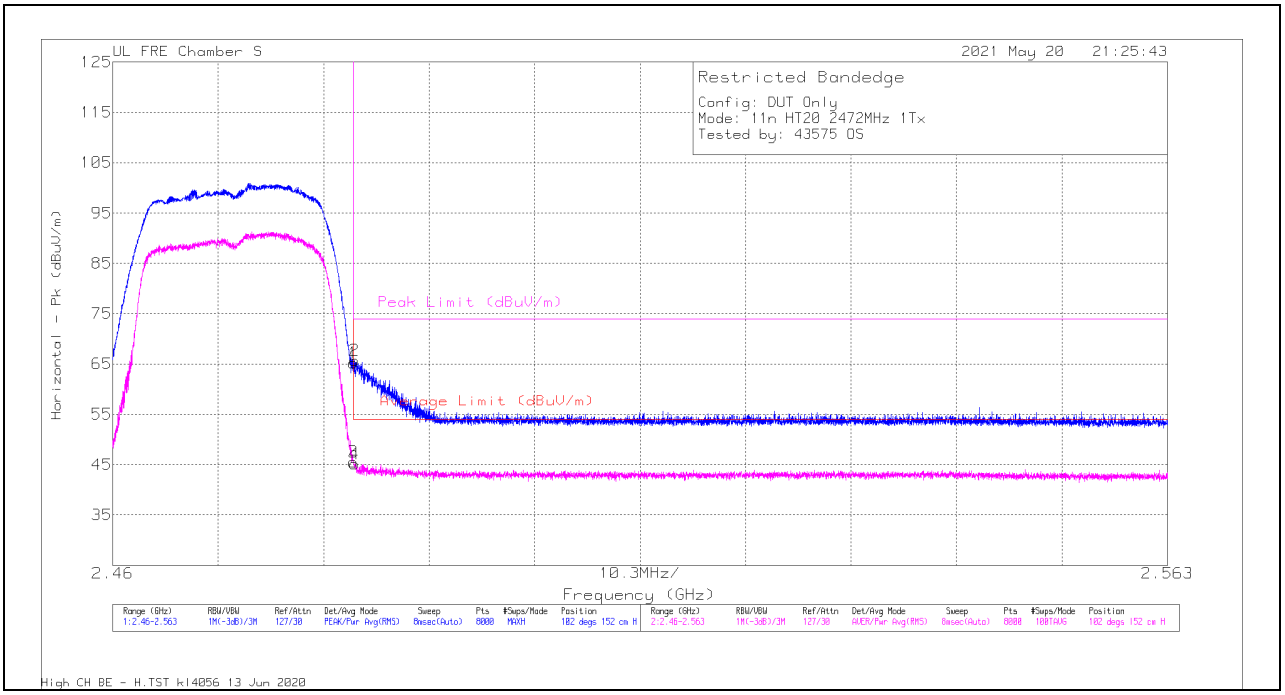

Trace Markers

Marker	Frequency (GHz)	Meter Reading (dBuV)	Det	AF PRE0213833 (dB/m)	Amp/Cbl/Fltr/Pad (dB)	DC Corr (dB)	Corrected Reading (dBuV/m)	Average Limit (dBuV/m)	Margin (dB)	Peak Limit (dBuV/m)	PK Margin (dB)	Azimuth (Degs)	Height (cm)	Polarity
1	2.4835	68.06	Pk	32.2	-35	0	65.26	-	-	74	-8.74	102	152	H
3	2.4835	47.93	RMS	32.2	-35	.39	45.52	54	-8.48	-	-	102	152	H
4	2.48359	47.58	RMS	32.2	-35	.39	45.17	54	-8.83	-	-	102	152	H
2	2.48364	68.55	Pk	32.2	-35	0	65.75	-	-	74	-8.25	102	152	H

Pk - Peak detector
RMS - RMS detection

UL VERIFICATION SERVICES INC.
47173 Benicia Street, Fremont, CA 94538; USA TEL:(510) 319-4000 FAX:(510) 661-0888

This report shall not be reproduced except in full, without the written approval of UL Verification Services Inc.

VERTICAL RESULT

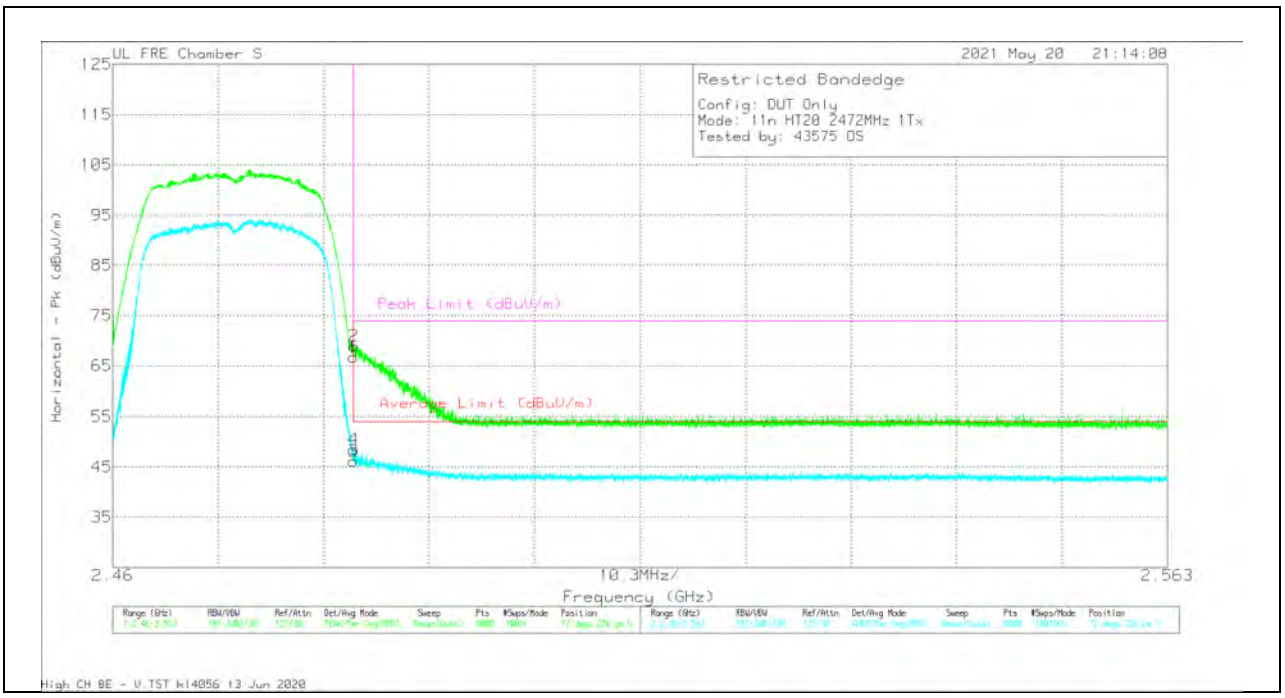

Trace Markers

Marker	Frequency (GHz)	Meter Reading (dBuV)	Det	AF PRE0213833 (dB/m)	Amp/Cbl/Fltr/Pad (dB)	DC Corr (dB)	Corrected Reading (dBuV/m)	Average Limit (dBuV/m)	Margin (dB)	Peak Limit (dBuV/m)	PK Margin (dB)	Azimuth (Degs)	Height (cm)	Polarity
1	2.4835	69.5	Pk	32.2	-35	0	66.7	-	-	74	-7.3	72	226	V
3	2.4835	48.58	RMS	32.2	-35	.39	46.17	54	-7.83	-	-	72	226	V
4	2.48353	50.92	RMS	32.2	-35	.39	48.51	54	-5.49	-	-	72	226	V
2	2.48354	71.73	Pk	32.2	-35	0	68.93	-	-	74	-5.07	72	226	V

Pk - Peak detector
RMS - RMS detection

UL VERIFICATION SERVICES INC.
47173 Benicia Street, Fremont, CA 94538; USA TEL:(510) 319-4000 FAX:(510) 661-0888

This report shall not be reproduced except in full, without the written approval of UL Verification Services Inc.

1TX ANTENNA 3 MODE

BANDEDGE (LOW CHANNEL, CH 1)

HORIZONTAL RESULT

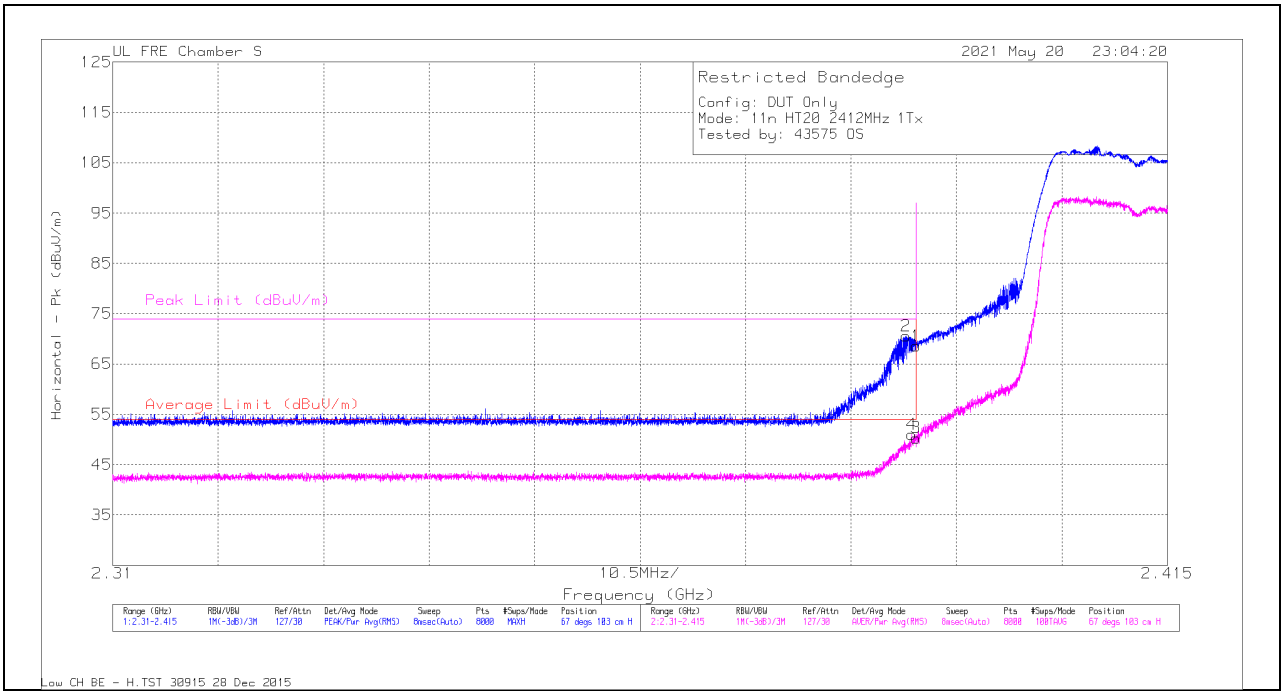

Trace Markers

Marker	Frequency (GHz)	Meter Reading (dBuV)	Det	AF PRE0213833 (dB/m)	Amp/Cbl/Fltr/Pad (dB)	DC Corr (dB)	Corrected Reading (dBuV/m)	Average Limit (dBuV/m)	Margin (dB)	Peak Limit (dBuV/m)	PK Margin (dB)	Azimuth (Degs)	Height (cm)	Polarity
2	2.38899	73.42	Pk	32.3	-35.2	0	70.52	-	-	74	-3.48	67	103	H
4	2.38955	53.5	RMS	32.3	-35.2	.39	50.99	54	-3.01	-	-	67	103	H
1	2.39	71.45	Pk	32.3	-35.2	0	68.55	-	-	74	-5.45	67	103	H
3	2.39	52.83	RMS	32.3	-35.2	.39	50.32	54	-3.68	-	-	67	103	H

Pk - Peak detector
RMS - RMS detection

UL VERIFICATION SERVICES INC.
47173 Benicia Street, Fremont, CA 94538; USA TEL:(510) 319-4000 FAX:(510) 661-0888

This report shall not be reproduced except in full, without the written approval of UL Verification Services Inc.

VERTICAL RESULT

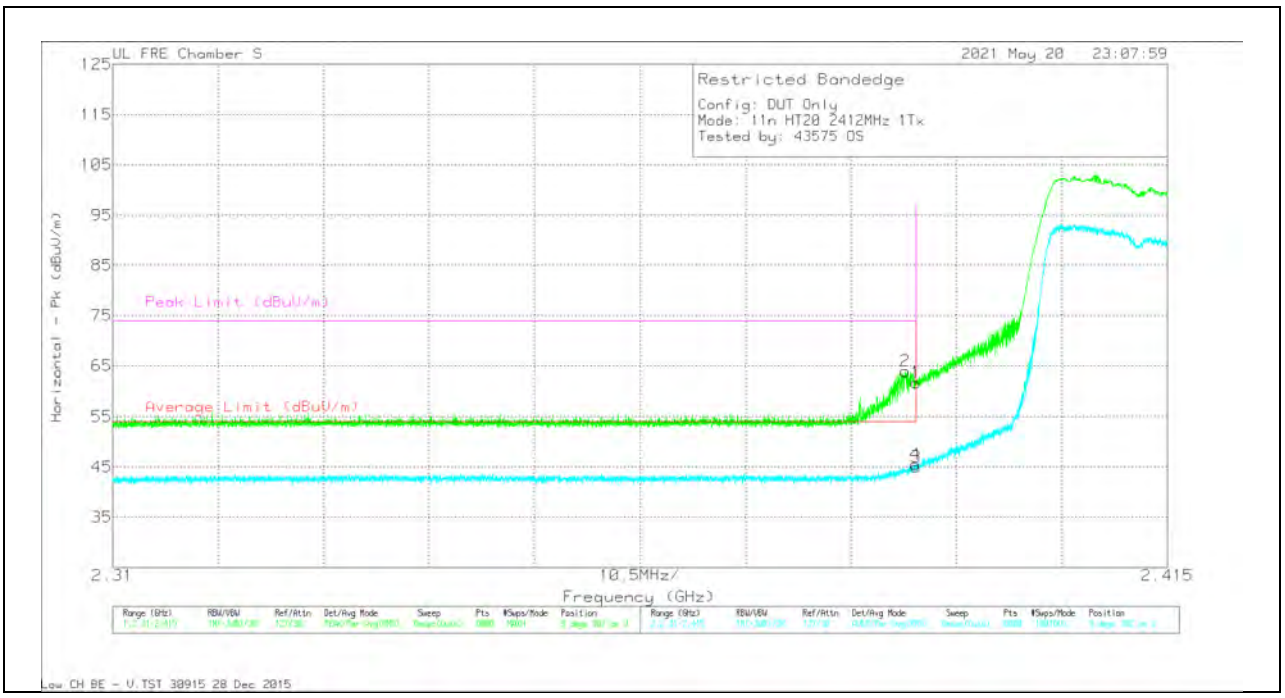

Trace Markers

Marker	Frequency (GHz)	Meter Reading (dBuV)	Det	AF PRE0213833 (dB/m)	Amp/Cbl/Fltr/Pad (dB)	DC Corr (dB)	Corrected Reading (dBuV/m)	Average Limit (dBuV/m)	Margin (dB)	Peak Limit (dBuV/m)	PK Margin (dB)	Azimuth (Degs)	Height (cm)	Polarity
2	2.38891	66.81	Pk	32.3	-35.2	0	63.91	-	-	74	-10.09	9	382	V
4	2.38994	48.02	RMS	32.3	-35.2	.39	45.51	54	-8.49	-	-	9	382	V
1	2.39	64.58	Pk	32.3	-35.2	0	61.68	-	-	74	-12.32	9	382	V
3	2.39	47.49	RMS	32.3	-35.2	.39	44.98	54	-9.02	-	-	9	382	V

Pk - Peak detector
RMS - RMS detection

UL VERIFICATION SERVICES INC.
47173 Benicia Street, Fremont, CA 94538; USA TEL:(510) 319-4000 FAX:(510) 661-0888

This report shall not be reproduced except in full, without the written approval of UL Verification Services Inc.

BANDEDGE (LOW CHANNEL, CH 2)

HORIZONTAL RESULT

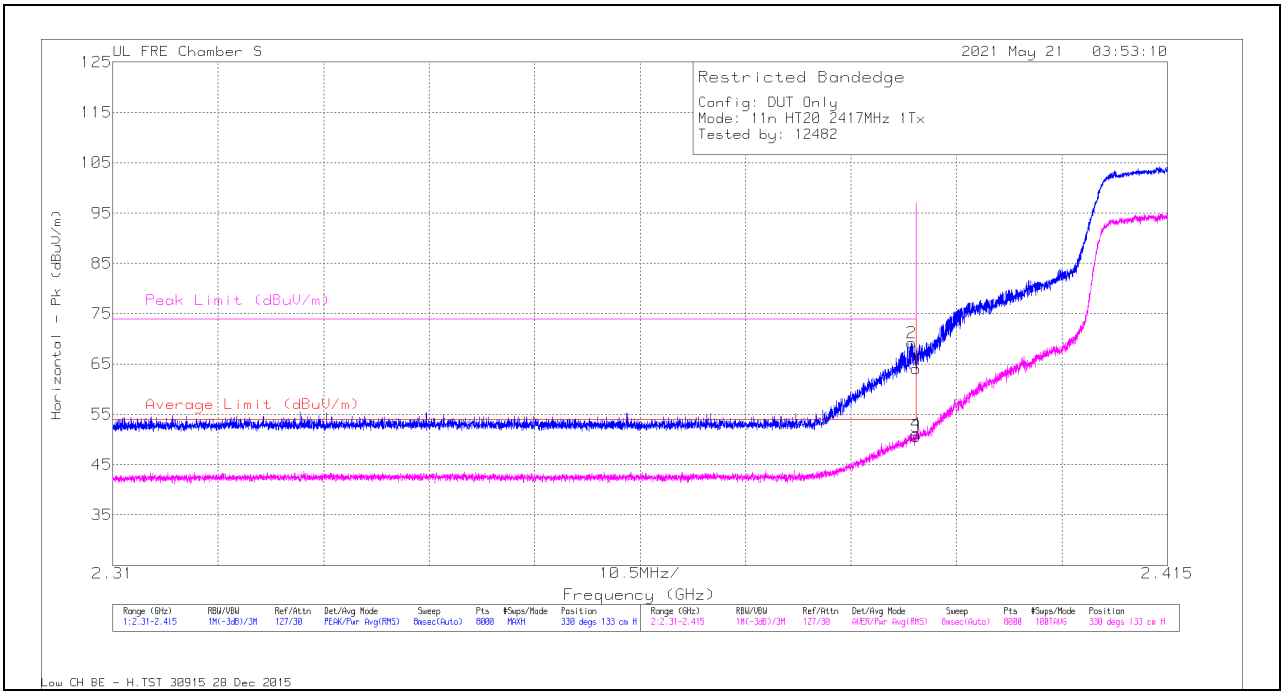

Trace Markers

Marker	Frequency (GHz)	Meter Reading (dBuV)	Det	AF PRE0213833 (dB/m)	Amp/Cbl/Fltr/Pad (dB)	DC Corr (dB)	Corrected Reading (dBuV/m)	Average Limit (dBuV/m)	Margin (dB)	Peak Limit (dBuV/m)	PK Margin (dB)	Azimuth (Degs)	Height (cm)	Polarity
2	2.38956	72.05	Pk	32.3	-35.2	0	69.15	-	-	74	-4.85	330	133	H
4	2.38998	53.69	RMS	32.3	-35.2	.39	51.18	54	-2.82	-	-	330	133	H
1	2.39	67.03	Pk	32.3	-35.2	0	64.13	-	-	74	-9.87	330	133	H
3	2.39	53.13	RMS	32.3	-35.2	.39	50.62	54	-3.38	-	-	330	133	H

Pk - Peak detector
RMS - RMS detection

UL VERIFICATION SERVICES INC.
47173 Benicia Street, Fremont, CA 94538; USA TEL:(510) 319-4000 FAX:(510) 661-0888

This report shall not be reproduced except in full, without the written approval of UL Verification Services Inc.

VERTICAL RESULT

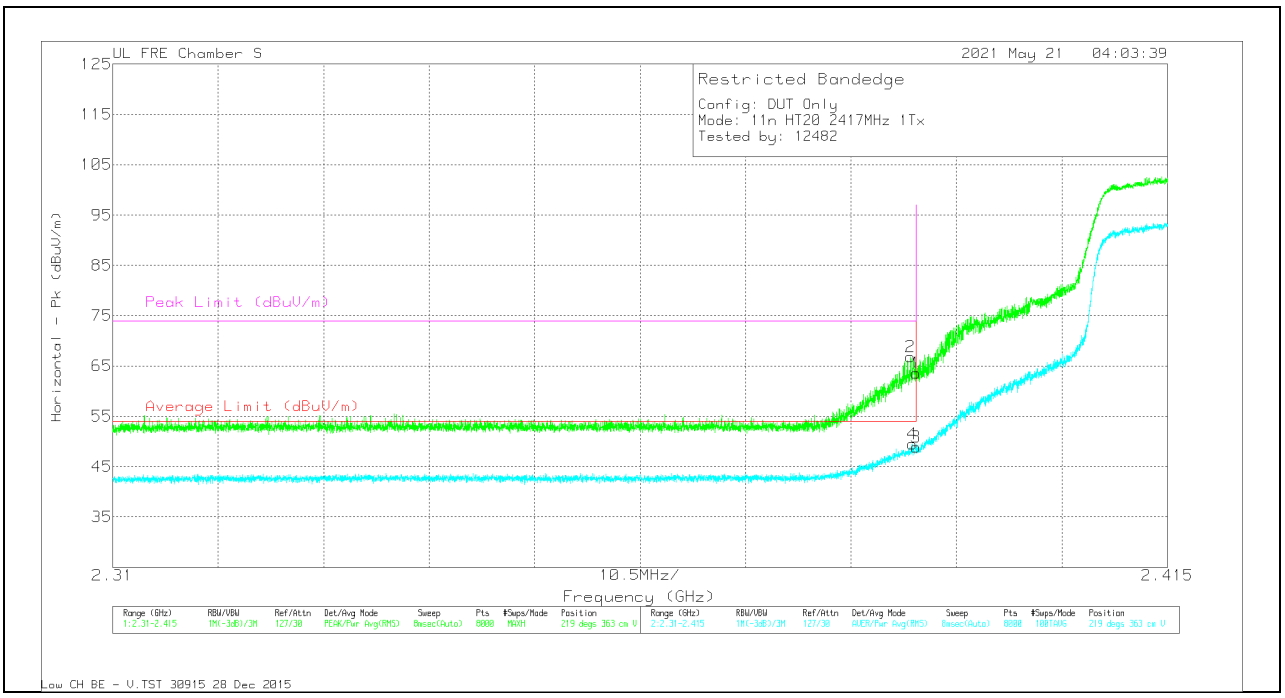

Trace Markers

Marker	Frequency (GHz)	Meter Reading (dBuV)	Det	AF PRE0213833 (dB/m)	Amp/Cbl/Fltr/Pad (dB)	DC Corr (dB)	Corrected Reading (dBuV/m)	Average Limit (dBuV/m)	Margin (dB)	Peak Limit (dBuV/m)	PK Margin (dB)	Azimuth (Degs)	Height (cm)	Polarity
2	2.38942	69.74	Pk	32.3	-35.2	0	66.84	-	-	74	-7.16	219	363	V
4	2.3896	51.97	RMS	32.3	-35.2	.39	49.46	54	-4.54	-	-	219	363	V
1	2.39	66.45	Pk	32.3	-35.2	0	63.55	-	-	74	-10.45	219	363	V
3	2.39	51.45	RMS	32.3	-35.2	.39	48.94	54	-5.06	-	-	219	363	V

Pk - Peak detector
RMS - RMS detection

UL VERIFICATION SERVICES INC.
47173 Benicia Street, Fremont, CA 94538; USA TEL:(510) 319-4000 FAX:(510) 661-0888

This report shall not be reproduced except in full, without the written approval of UL Verification Services Inc.

BANDEDGE (LOW CHANNEL, CH 3)

HORIZONTAL RESULT

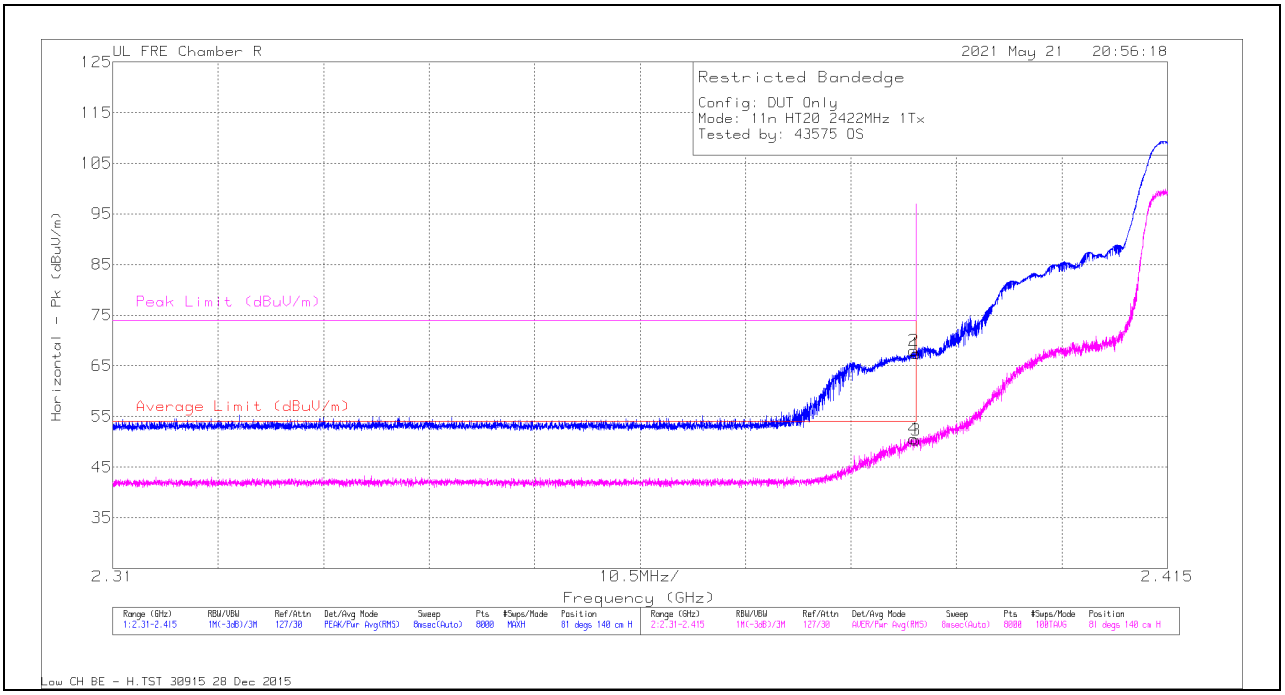

Trace Markers

Marker	Frequency (GHz)	Meter Reading (dBuV)	Det	AF PRE0213973 (dB/m)	Amp/Cbl/Fltr/Pad (dB)	DC Corr (dB)	Corrected Reading (dBuV/m)	Average Limit (dBuV/m)	Margin (dB)	Peak Limit (dBuV/m)	PK Margin (dB)	Azimuth (Degs)	Height (cm)	Polarity
4	2.38975	53.59	RMS	32.1	-35.5	.39	50.58	54	-3.42	-	-	81	140	H
2	2.38976	71.41	Pk	32.1	-35.5	0	68.01	-	-	74	-5.99	81	140	H
1	2.39	70.83	Pk	32.1	-35.5	0	67.43	-	-	74	-6.57	81	140	H
3	2.39	53.3	RMS	32.1	-35.5	.39	50.29	54	-3.71	-	-	81	140	H

Pk - Peak detector
RMS - RMS detection

UL VERIFICATION SERVICES INC.
47173 Benicia Street, Fremont, CA 94538; USA TEL:(510) 319-4000 FAX:(510) 661-0888

This report shall not be reproduced except in full, without the written approval of UL Verification Services Inc.

VERTICAL RESULT

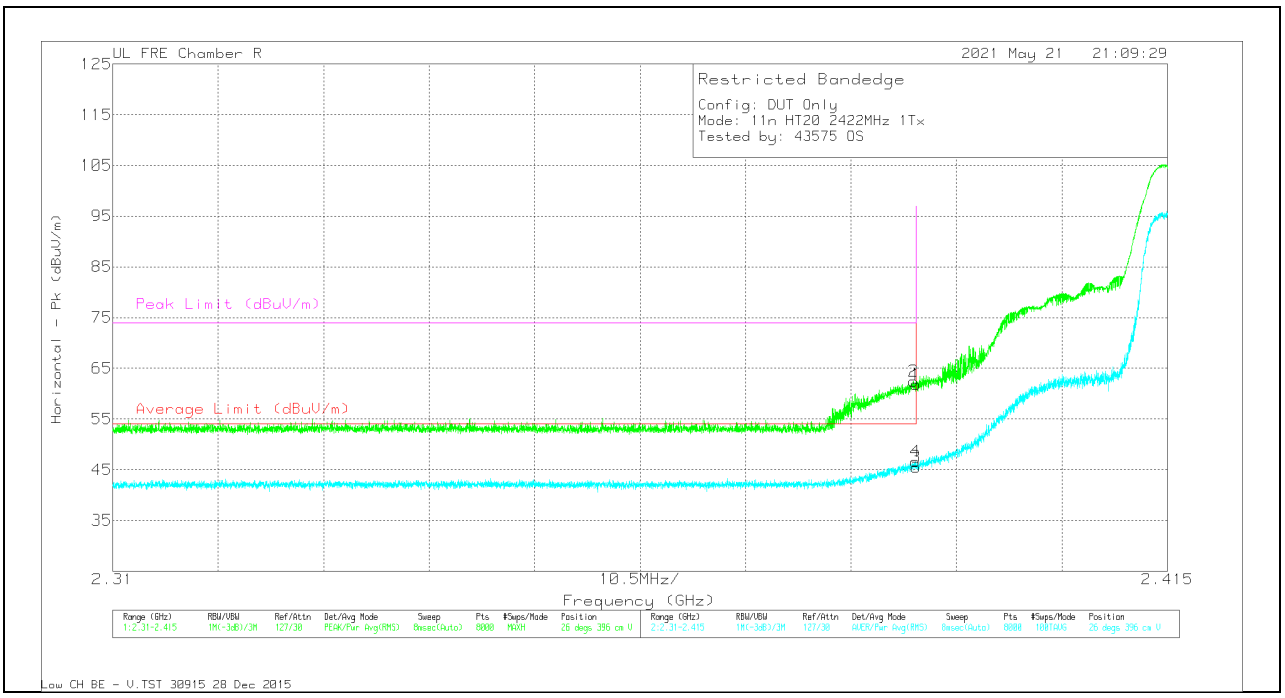

Trace Markers

Marker	Frequency (GHz)	Meter Reading (dBuV)	Det	AF PRE0213973 (dB/m)	Amp/Cbl/Fltr/Pad (dB)	DC Corr (dB)	Corrected Reading (dBuV/m)	Average Limit (dBuV/m)	Margin (dB)	Peak Limit (dBuV/m)	PK Margin (dB)	Azimuth (Degs)	Height (cm)	Polarity
2	2.38973	65.81	Pk	32.1	-35.5	0	62.41	-	-	74	-11.59	26	396	V
4	2.38992	49.57	RMS	32.1	-35.5	.39	46.56	54	-7.44	-	-	26	396	V
1	2.39	65.27	Pk	32.1	-35.5	0	61.87	-	-	74	-12.13	26	396	V
3	2.39	48.57	RMS	32.1	-35.5	.39	45.56	54	-8.44	-	-	26	396	V

Pk - Peak detector
RMS - RMS detection

UL VERIFICATION SERVICES INC.
47173 Benicia Street, Fremont, CA 94538; USA TEL:(510) 319-4000 FAX:(510) 661-0888

This report shall not be reproduced except in full, without the written approval of UL Verification Services Inc.

BANDEDGE (HIGH CHANNEL, CH 9)

HORIZONTAL RESULT

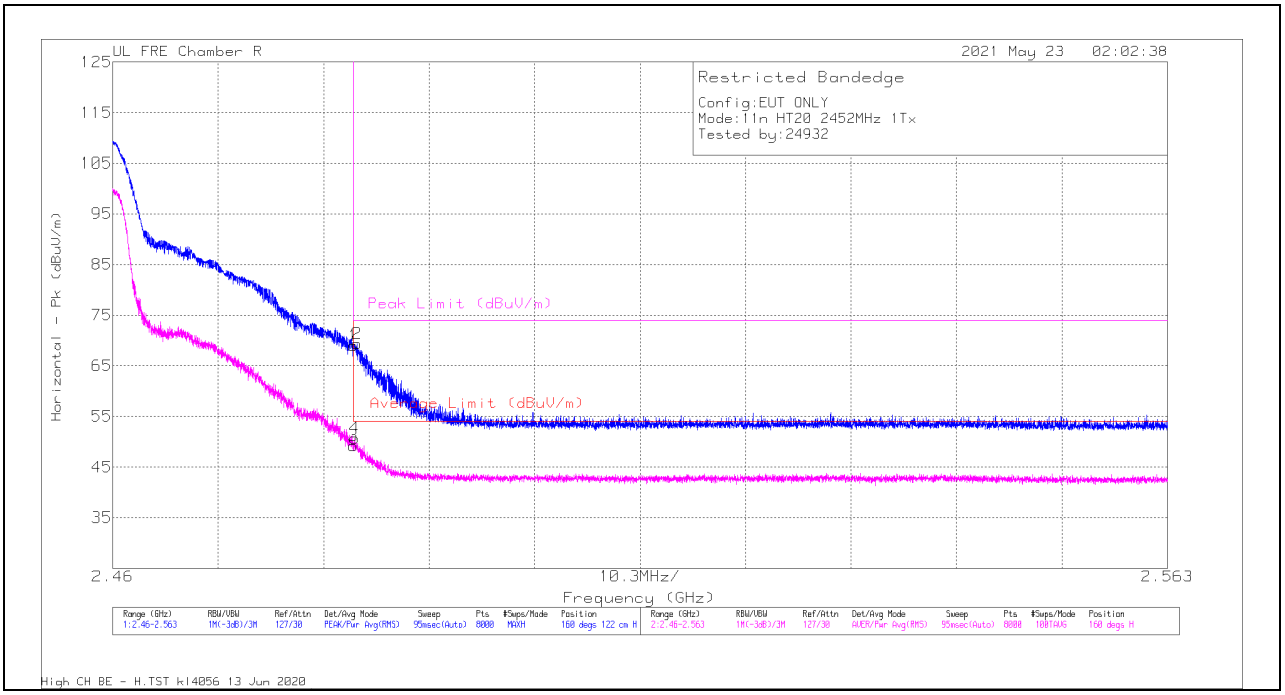

Trace Markers

Marker	Frequency (GHz)	Meter Reading (dBuV)	Det	AF PRE0213833 (dB/m)	Amp/Cbl/Fltr/Pad (dB)	DC Corr (dB)	Corrected Reading (dBuV/m)	Average Limit (dBuV/m)	Margin (dB)	Peak Limit (dBuV/m)	PK Margin (dB)	Azimuth (Degs)	Height (cm)	Polarity
1	2.4835	71.75	Pk	32.2	-35	0	68.95	-	-	74	-5.05	160	122	H
3	2.4835	51.57	RMS	32.2	-35	.39	49.16	54	-4.84	-	-	160	122	H
4	2.4836	53.14	RMS	32.2	-35	.39	50.73	54	-3.27	-	-	160	122	H
2	2.48384	72.13	Pk	32.2	-35	0	69.33	-	-	74	-4.67	160	122	H

Pk - Peak detector
RMS - RMS detection

UL VERIFICATION SERVICES INC.
47173 Benicia Street, Fremont, CA 94538; USA TEL:(510) 319-4000 FAX:(510) 661-0888

This report shall not be reproduced except in full, without the written approval of UL Verification Services Inc.

VERTICAL RESULT

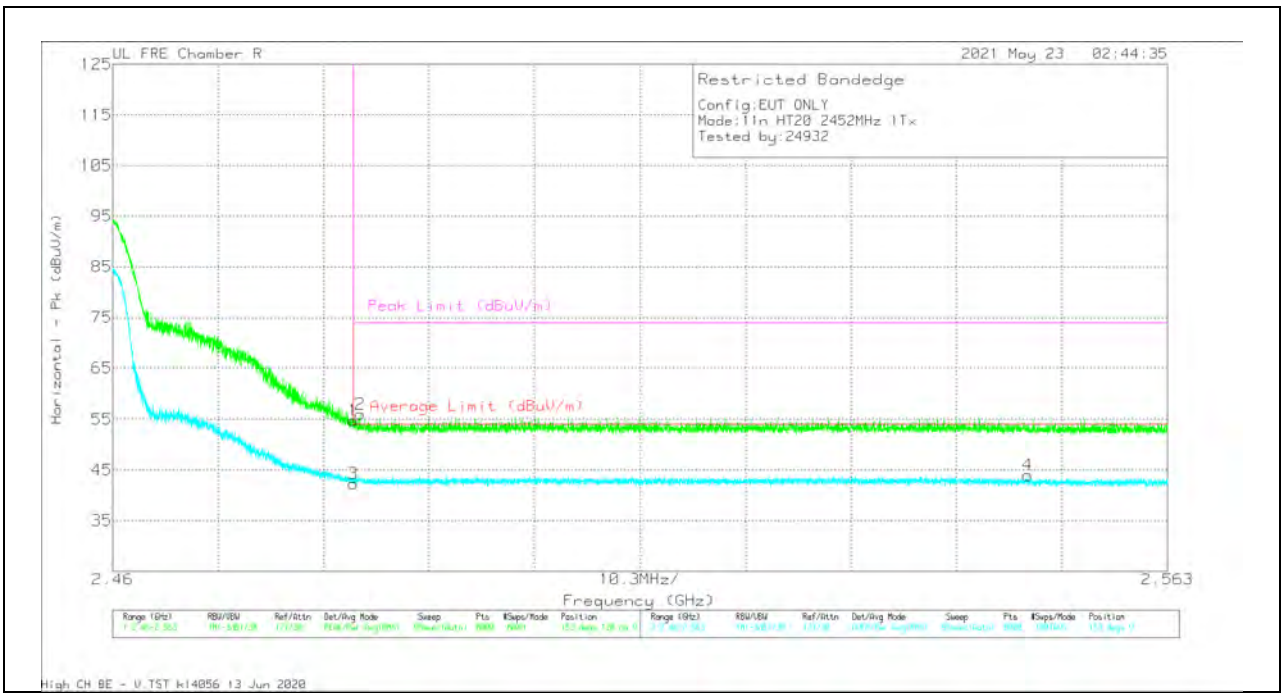

Trace Markers

Marker	Frequency (GHz)	Meter Reading (dBuV)	Det	AF PRE0213833 (dB/m)	Amp/Cbl/Fltr/Pad (dB)	DC Corr (dB)	Corrected Reading (dBuV/m)	Average Limit (dBuV/m)	Margin (dB)	Peak Limit (dBuV/m)	PK Margin (dB)	Azimuth (Degs)	Height (cm)	Polarity
1	* 2.4835	57.63	Pk	32.2	-35	0	54.83	-	-	74	-19.17	153	120	V
2	* 2.48416	58.81	Pk	32.2	-35	0	56.01	-	-	74	-17.99	153	120	V
3	* 2.4835	44.75	RMS	32.2	-35	.39	42.34	54	-11.66	-	-	153	120	V
4	2.54937	46.17	RMS	32.1	-34.7	.39	43.96	54	-10.04	-	-	153	120	V

* - indicates frequency in CFR47 Pt 15 / IC RSS-Restricted Band
Pk - Peak detector
RMS - RMS detection

UL VERIFICATION SERVICES INC.
47173 Benicia Street, Fremont, CA 94538; USA TEL:(510) 319-4000 FAX:(510) 661-0888

This report shall not be reproduced except in full, without the written approval of UL Verification Services Inc.

BANDEDGE (HIGH CHANNEL, CH 10)

HORIZONTAL RESULT

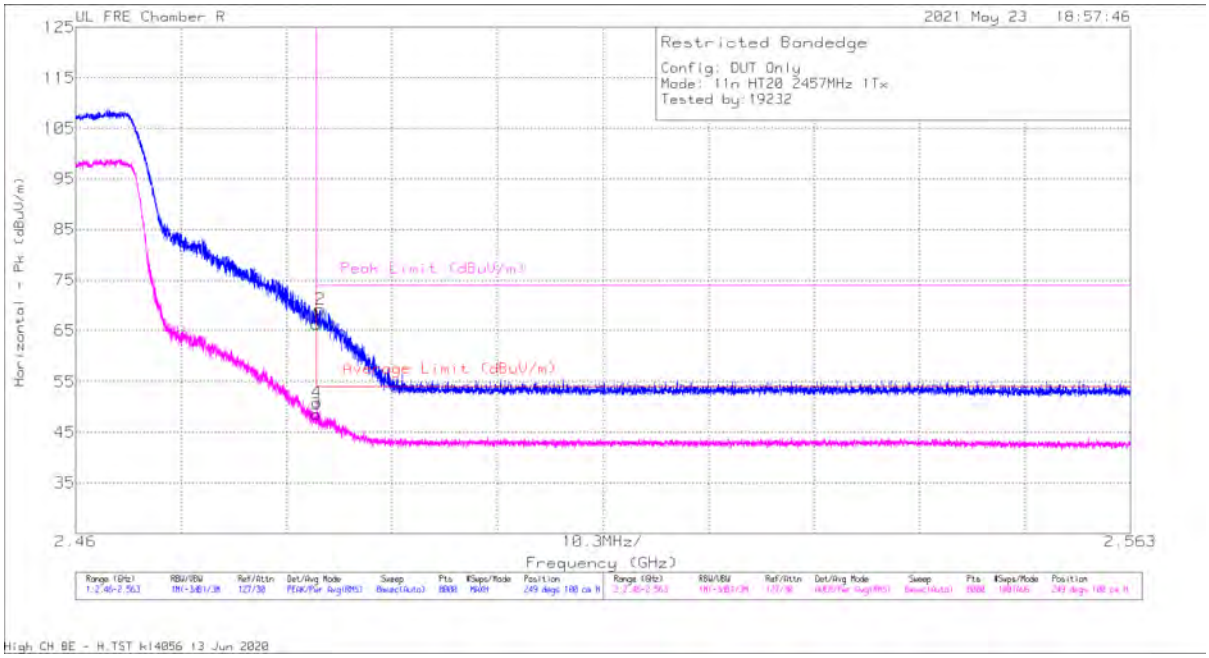

Marker	Frequency (GHz)	Meter Reading (dBuV)	Det	AF PRE0213833 (dB/m)	Amp/Cbl/Fltr/Pad (dB)	DC Corr (dB)	Corrected Reading (dBuV/m)	Average Limit (dBuV/m)	Margin (dB)	Peak Limit (dBuV/m)	PK Margin (dB)	Azimuth (Degs)	Height (cm)	Polarity
1	2.4835	69.06	Pk	32.2	-35	0	66.26	-	-	74	-7.74	249	100	H
3	2.4835	51.05	RMS	32.2	-35	.39	48.64	54	-5.36	-	-	249	100	H
4	2.48356	53.31	RMS	32.2	-35	.39	50.9	54	-3.1	-	-	249	100	H
2	2.4839	72.01	Pk	32.2	-35	0	69.21	-	-	74	-4.79	249	100	H

Pk - Peak detector
RMS - RMS detection

UL VERIFICATION SERVICES INC.
47173 Benicia Street, Fremont, CA 94538; USA TEL:(510) 319-4000 FAX:(510) 661-0888

This report shall not be reproduced except in full, without the written approval of UL Verification Services Inc.

VERTICAL RESULT

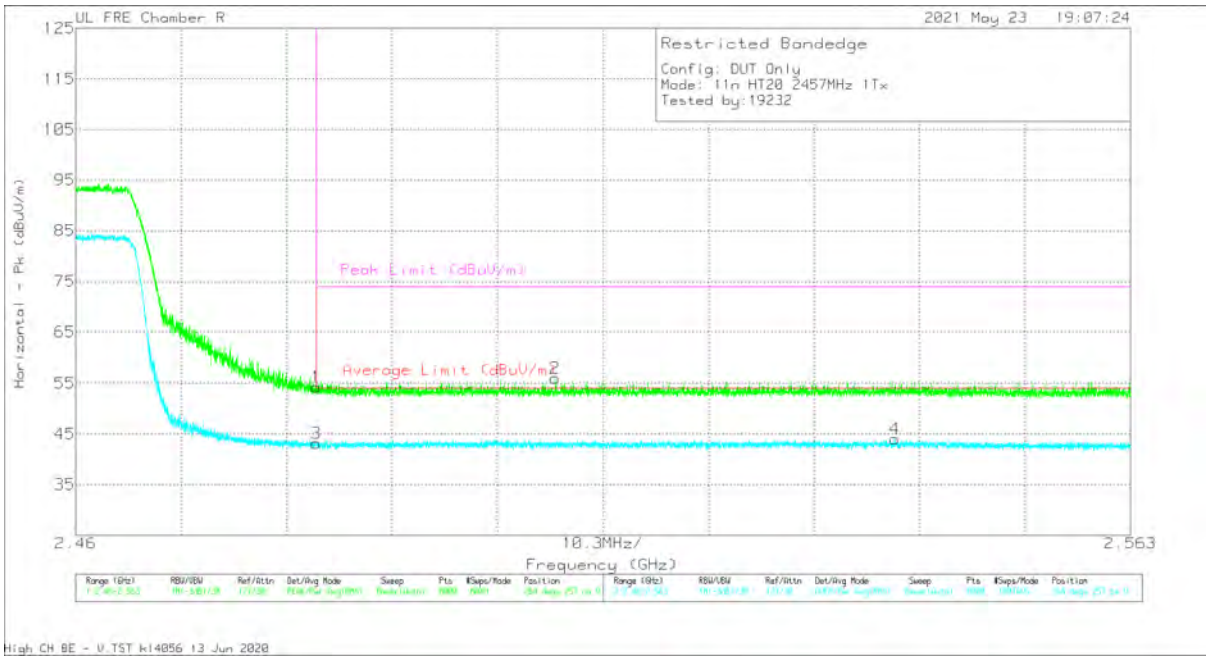

Marker	Frequency (GHz)	Meter Reading (dBuV)	Det	AF PRE0213833 (dB/m)	Amp/Cbl/Fltr/Pad (dB)	DC Corr (dB)	Corrected Reading (dBuV/m)	Average Limit (dBuV/m)	Margin (dB)	Peak Limit (dBuV/m)	PK Margin (dB)	Azimuth (Degs)	Height (cm)	Polarity
1	2.4835	57.06	Pk	32.2	-35	0	54.26	-	-	74	-19.74	264	257	V
3	2.4835	45.59	RMS	32.2	-35	.39	43.18	54	-10.82	-	-	264	257	V
2	2.50681	58.61	Pk	32.3	-34.9	0	56.01	-	-	74	-17.99	264	257	V
4	2.53998	46.02	RMS	32.3	-34.7	.39	44.01	54	-9.99	-	-	264	257	V

Pk - Peak detector
RMS - RMS detection

UL VERIFICATION SERVICES INC.
47173 Benicia Street, Fremont, CA 94538; USA TEL:(510) 319-4000 FAX:(510) 661-0888

This report shall not be reproduced except in full, without the written approval of UL Verification Services Inc.

BANDEDGE (HIGH CHANNEL, CH 11)

HORIZONTAL RESULT

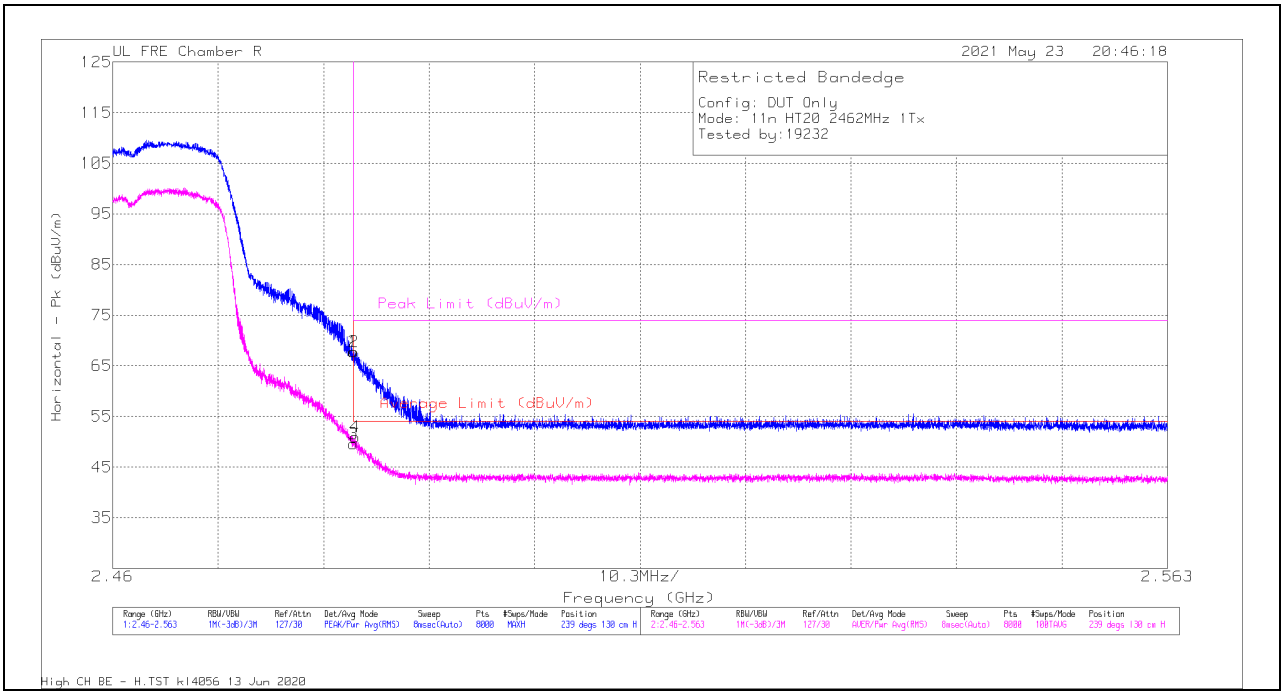

Trace Markers

Marker	Frequency (GHz)	Meter Reading (dBuV)	Det	AF PRE0213833 (dB/m)	Amp/Cbl/Fltr/Pad (dB)	DC Corr (dB)	Corrected Reading (dBuV/m)	Average Limit (dBuV/m)	Margin (dB)	Peak Limit (dBuV/m)	PK Margin (dB)	Azimuth (Degs)	Height (cm)	Polarity
1	2.4835	70.56	Pk	32.2	-35	0	67.76	-	-	74	-6.24	239	130	H
3	2.4835	52	RMS	32.2	-35	.39	49.59	54	-4.41	-	-	239	130	H
2	2.48354	70.62	Pk	32.2	-35	0	67.82	-	-	74	-6.18	239	130	H
4	2.48366	53.3	RMS	32.2	-35	.39	50.89	54	-3.11	-	-	239	130	H

Pk - Peak detector
RMS - RMS detection

UL VERIFICATION SERVICES INC.
47173 Benicia Street, Fremont, CA 94538; USA TEL:(510) 319-4000 FAX:(510) 661-0888

This report shall not be reproduced except in full, without the written approval of UL Verification Services Inc.

VERTICAL RESULT

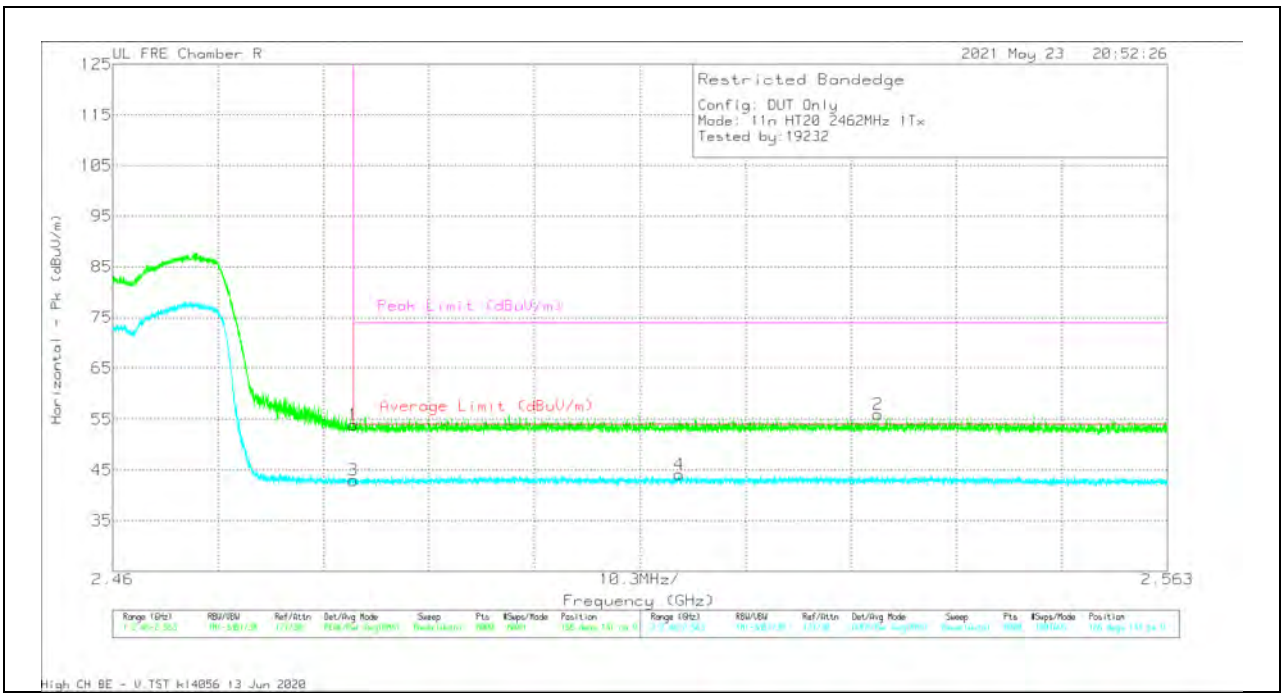

Trace Markers

Marker	Frequency (GHz)	Meter Reading (dBuV)	Det	AF PRE0213833 (dB/m)	Amp/Cbl/Fltr/Pad (dB)	DC Corr (dB)	Corrected Reading (dBuV/m)	Average Limit (dBuV/m)	Margin (dB)	Peak Limit (dBuV/m)	PK Margin (dB)	Azimuth (Degs)	Height (cm)	Polarity
1	2.4835	56.67	Pk	32.2	-35	0	53.87	-	-	74	-20.13	166	141	V
3	2.4835	45.38	RMS	32.2	-35	.39	42.97	54	-11.03	-	-	166	141	V
4	2.51529	46.4	RMS	32.3	-34.9	.39	44.19	54	-9.81	-	-	166	141	V
2	2.53473	58.63	Pk	32.2	-34.8	0	56.03	-	-	74	-17.97	166	141	V

Pk - Peak detector
RMS - RMS detection

UL VERIFICATION SERVICES INC.
47173 Benicia Street, Fremont, CA 94538; USA TEL:(510) 319-4000 FAX:(510) 661-0888

This report shall not be reproduced except in full, without the written approval of UL Verification Services Inc.

BANDEDGE (HIGH CHANNEL, CH 12)

HORIZONTAL RESULT

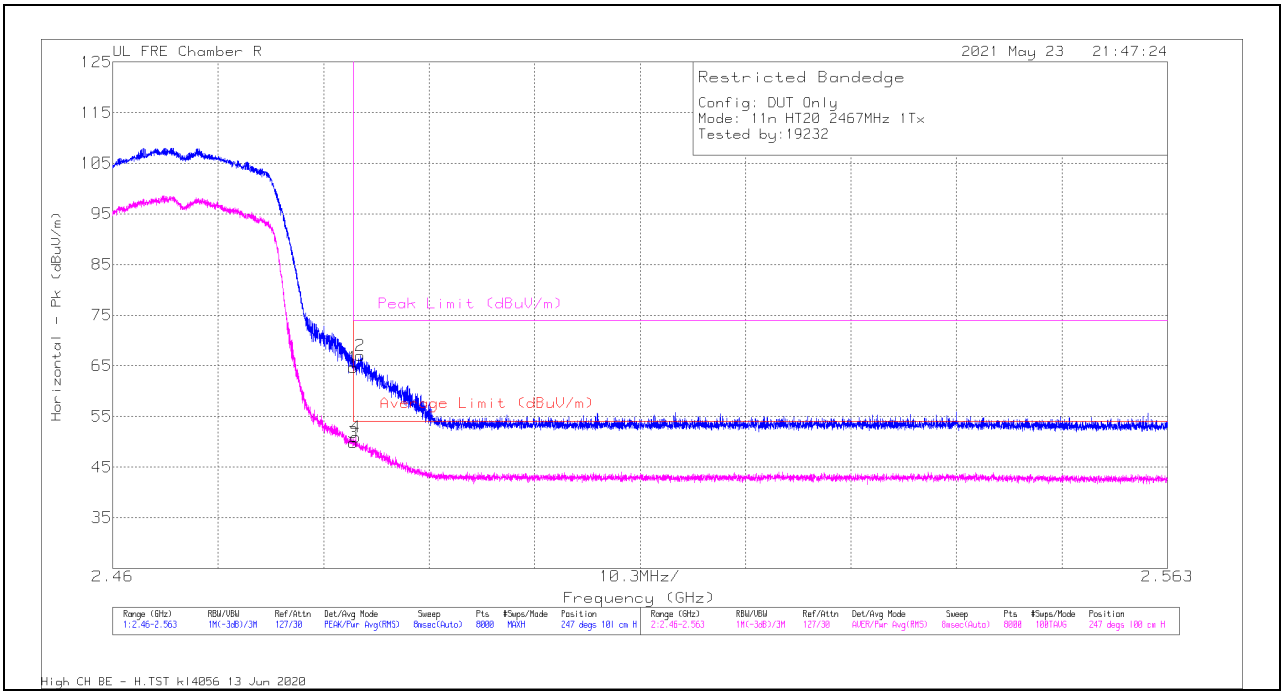

Trace Markers

Marker	Frequency (GHz)	Meter Reading (dBuV)	Det	AF PRE0213833 (dB/m)	Amp/Cbl/Fltr/Pad (dB)	DC Corr (dB)	Corrected Reading (dBuV/m)	Average Limit (dBuV/m)	Margin (dB)	Peak Limit (dBuV/m)	PK Margin (dB)	Azimuth (Degs)	Height (cm)	Polarity
1	2.4835	67.48	Pk	32.2	-35	0	64.68	-	-	74	-9.32	247	101	H
3	2.4835	52.29	RMS	32.2	-35	.39	49.88	54	-4.12	-	-	247	100	H
4	2.48372	53.37	RMS	32.2	-35	.39	50.96	54	-3.04	-	-	247	100	H
2	2.48414	69.87	Pk	32.2	-35	0	67.07	-	-	74	-6.93	247	101	H

Pk - Peak detector
RMS - RMS detection

UL VERIFICATION SERVICES INC.
47173 Benicia Street, Fremont, CA 94538; USA TEL:(510) 319-4000 FAX:(510) 661-0888

This report shall not be reproduced except in full, without the written approval of UL Verification Services Inc.

VERTICAL RESULT

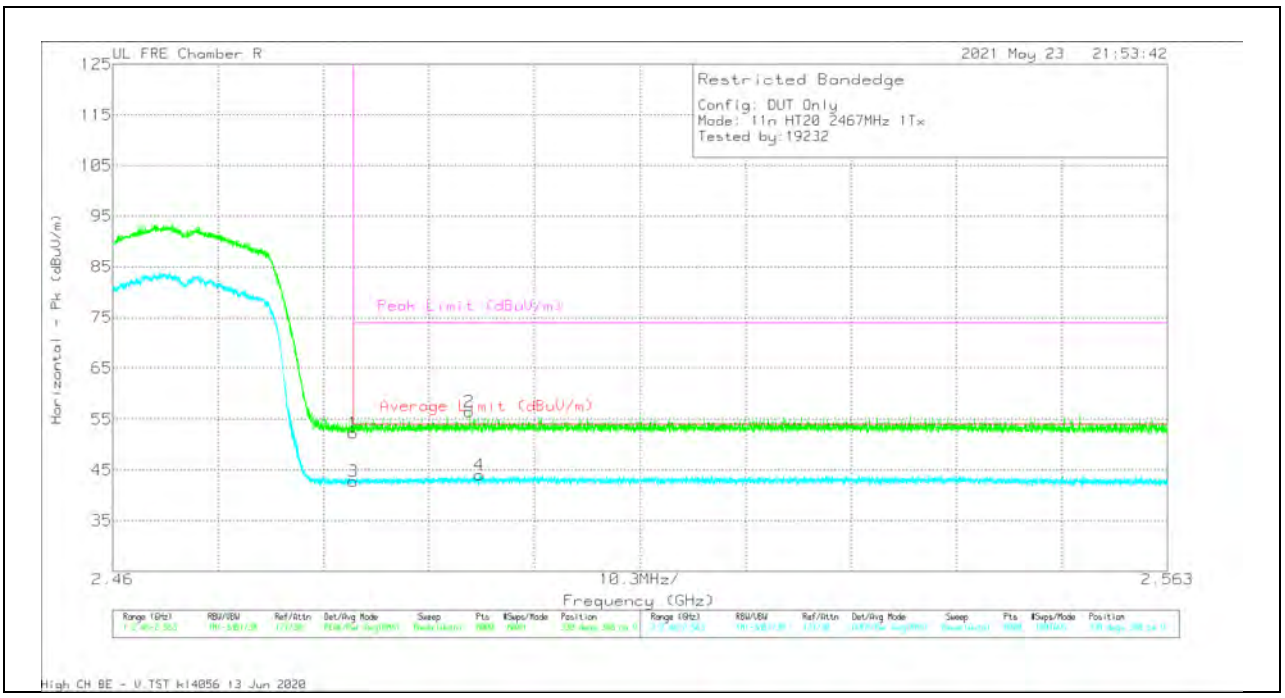

Trace Markers

Marker	Frequency (GHz)	Meter Reading (dBuV)	Det	AF PRE0213833 (dB/m)	Amp/Cbl/Fltr/Pad (dB)	DC Corr (dB)	Corrected Reading (dBuV/m)	Average Limit (dBuV/m)	Margin (dB)	Peak Limit (dBuV/m)	PK Margin (dB)	Azimuth (Degs)	Height (cm)	Polarity
1	2.4835	55.12	Pk	32.2	-35	0	52.32	-	-	74	-21.68	338	348	V
3	2.4835	45.2	RMS	32.2	-35	.39	42.79	54	-11.21	-	-	338	348	V
2	2.49483	59.08	Pk	32.3	-34.9	0	56.48	-	-	74	-17.52	338	348	V
4	2.49579	46.22	RMS	32.3	-34.9	.39	44.01	54	-9.99	-	-	338	348	V

Pk - Peak detector
RMS - RMS detection

UL VERIFICATION SERVICES INC.
47173 Benicia Street, Fremont, CA 94538; USA TEL:(510) 319-4000 FAX:(510) 661-0888

This report shall not be reproduced except in full, without the written approval of UL Verification Services Inc.

BANDEDGE (HIGH CHANNEL, CH 13)

HORIZONTAL RESULT

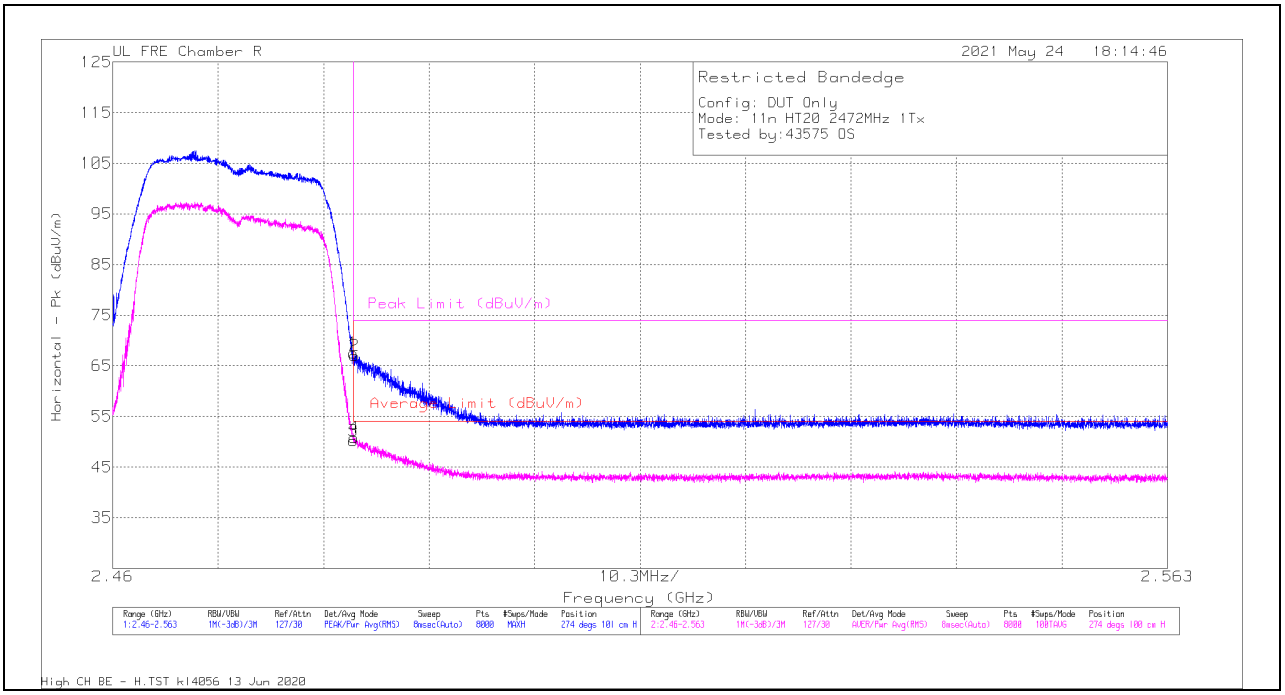

Trace Markers

Marker	Frequency (GHz)	Meter Reading (dBuV)	Det	AF PRE0213973 (dB/m)	Amp/Cbl/Fltr/Pad (dB)	DC Corr (dB)	Corrected Reading (dBuV/m)	Average Limit (dBuV/m)	Margin (dB)	Peak Limit (dBuV/m)	PK Margin (dB)	Azimuth c(Degs)	Height (cm)	Polarity
1	2.4835	70.36	Pk	32.5	-35.3	0	67.56	-	-	74	-6.44	274	101	H
3	2.4835	52.6	RMS	32.5	-35.3	.39	50.19	54	-3.81	-	-	274	100	H
4	2.48354	53.21	RMS	32.5	-35.3	.39	50.8	54	-3.2	-	-	274	100	H
2	2.4836	69.84	Pk	32.5	-35.3	0	67.04	-	-	74	-6.96	274	101	H

Pk - Peak detector
RMS - RMS detection

UL VERIFICATION SERVICES INC.
47173 Benicia Street, Fremont, CA 94538; USA TEL:(510) 319-4000 FAX:(510) 661-0888

This report shall not be reproduced except in full, without the written approval of UL Verification Services Inc.