BANDEDGE (HIGH CHANNEL)

HORIZONTAL RESULT

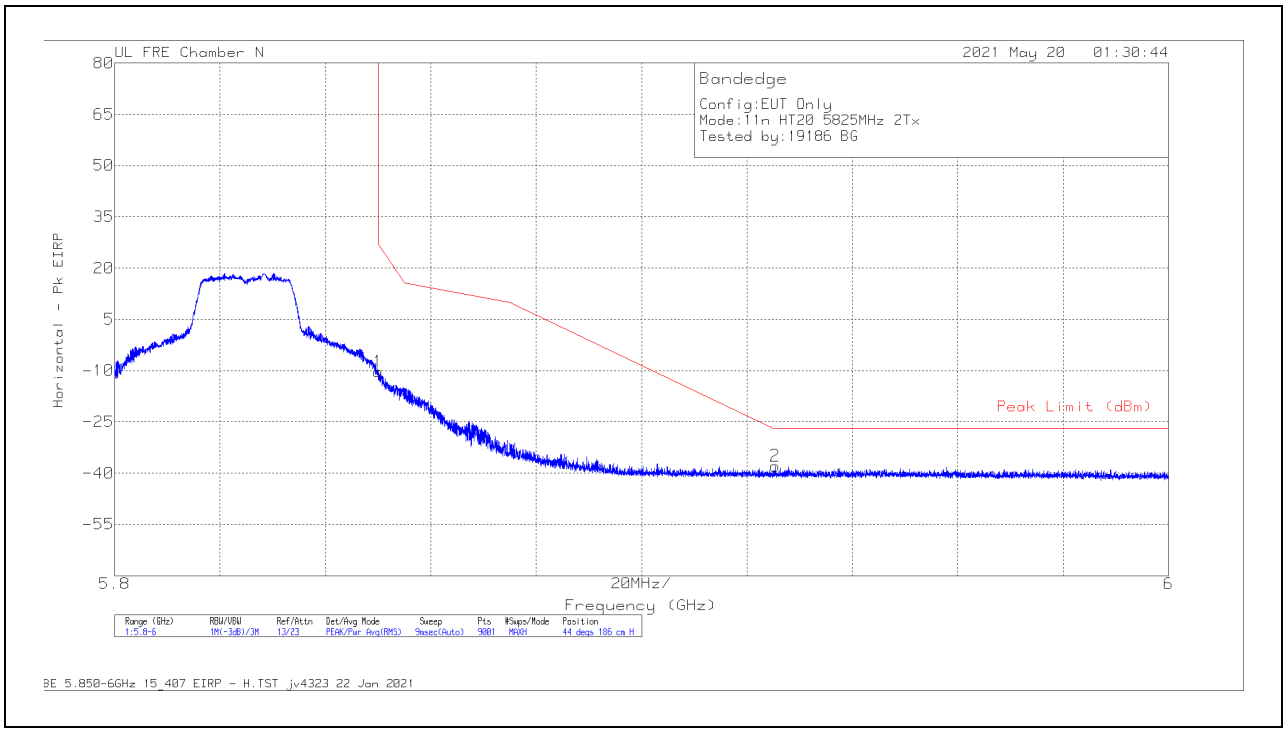

Marker	Frequency (GHz)	Meter Reading (dBm)	Det	AF PRE0213971 (dB/m)	Amp/Cbl/Fltr/Pad (dB)	Conversion Factor (dB)	Corrected Reading EIRP	Peak Limit (dBm)	PK Margin (dB)	Azimuth (Degs)	Height (cm)	Polarity
1	5.85002	-24.57	Pk	34.9	-32.3	11.8	-10.17	26.95	-37.12	44	186	H
2	5.92538	-52.47	Pk	35.2	-32.4	11.8	-37.87	-27	-10.87	44	186	H

Pk - Peak detector

UL VERIFICATION SERVICES INC.
47173 Benicia Street, Fremont, CA 94538; USA TEL:(510) 319-4000 FAX:(510) 661-0888

This report shall not be reproduced except in full, without the written approval of UL Verification Services Inc.

VERTICAL RESULT

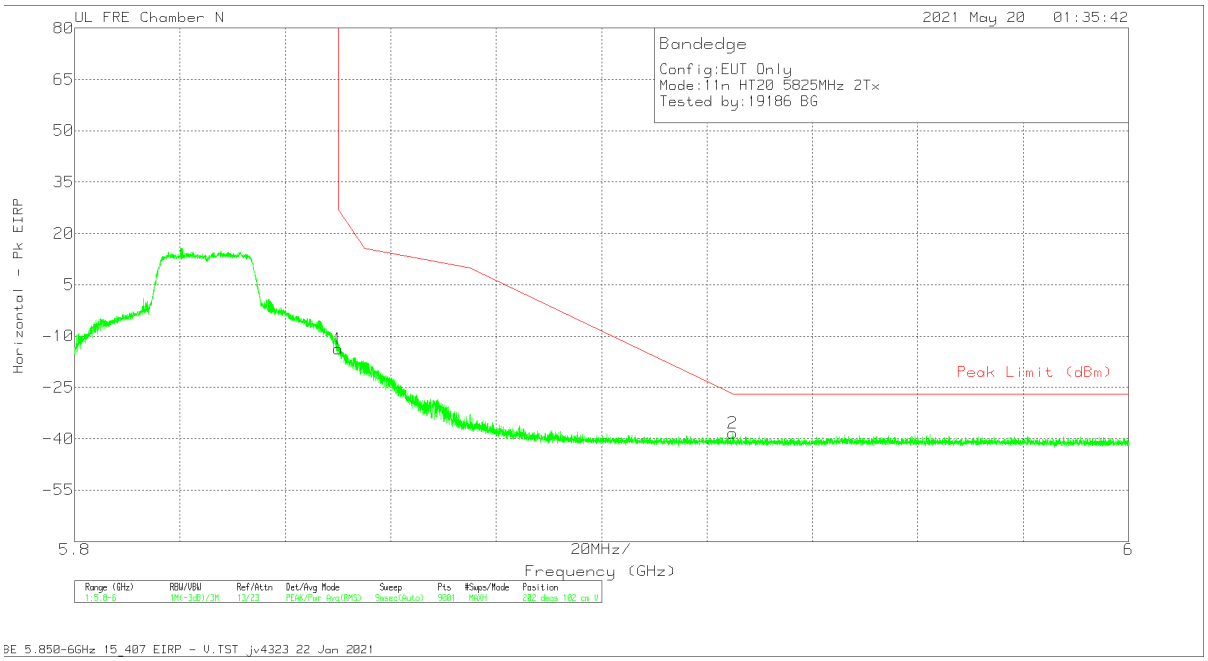

Marker	Frequency (GHz)	Meter Reading (dBm)	Det	AF PRE0213971 (dB/m)	Amp/Cbl/Fltr/Pad (dB)	Conversion Factor (dB)	Corrected Reading EIRP	Peak Limit (dBm)	PK Margin (dB)	Azimuth (Degs)	Height (cm)	Polarity
1	5.85002	-28.09	Pk	34.9	-32.3	11.8	-13.69	26.95	-40.64	202	102	V
2	5.92484	-53.01	Pk	35.2	-32.4	11.8	-38.41	-26.88	-11.53	202	102	V

Pk - Peak detector

UL VERIFICATION SERVICES INC.
47173 Benicia Street, Fremont, CA 94538; USA TEL:(510) 319-4000 FAX:(510) 661-0888

This report shall not be reproduced except in full, without the written approval of UL Verification Services Inc.

1.1.20. TX ABOVE 1 GHz 802.11n HT40 MODE IN THE 5.8 GHz BAND

1TX ANTENNA 6

BANDEDGE (LOW CHANNEL)

HORIZONTAL RESULT

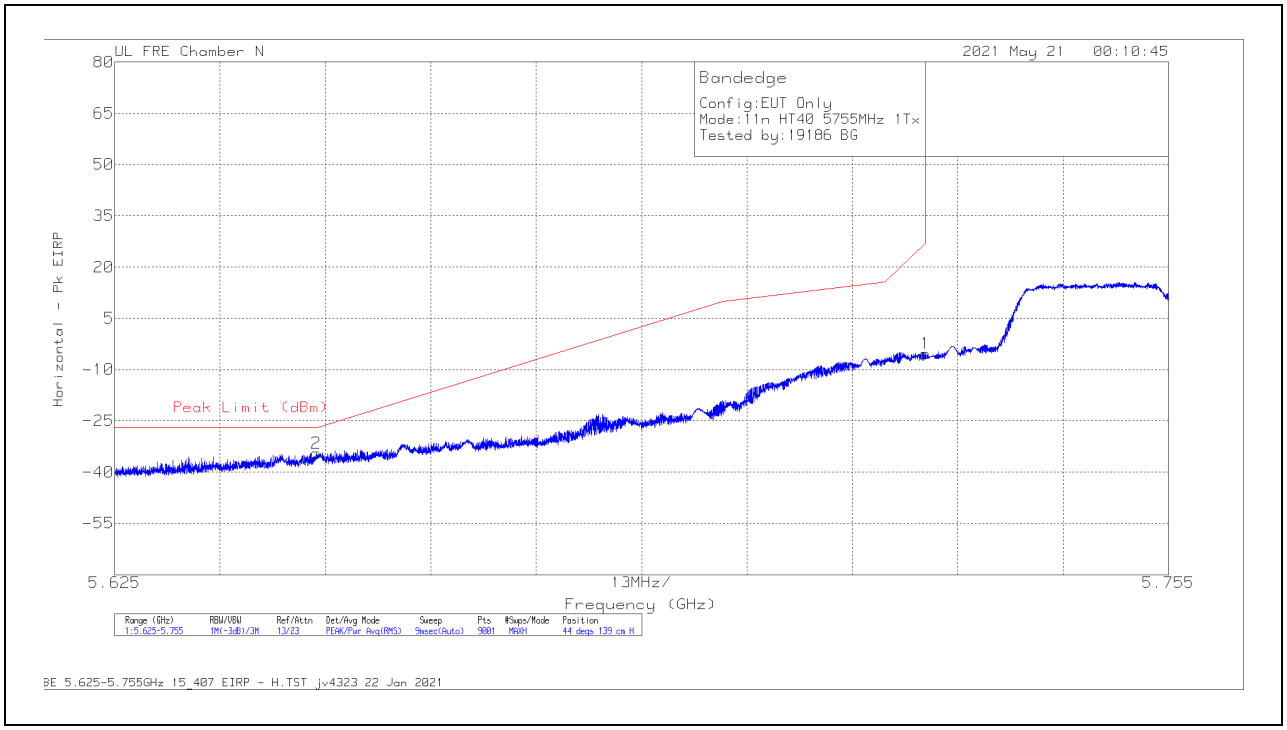

Marker	Frequency (GHz)	Meter Reading (dBm)	Det	AF PRE0213971 (dB/m)	Amp/Cbl/Fltr/Pad (dB)	Conversion Factor (dB)	Corrected Reading EIRP	Peak Limit (dBm)	PK Margin (dB)	Azimuth (Degs)	Height (cm)	Polarity
2	5.64989	-48.09	Pk	34.6	-32.8	11.8	-34.49	-27	-7.49	44	139	H
1	5.725	-19.07	Pk	34.6	-32.7	11.8	-5.37	26.99	-32.36	44	139	H

Pk - Peak detector

UL VERIFICATION SERVICES INC.
47173 Benicia Street, Fremont, CA 94538; USA TEL:(510) 319-4000 FAX:(510) 661-0888

This report shall not be reproduced except in full, without the written approval of UL Verification Services Inc.

VERTICAL RESULT

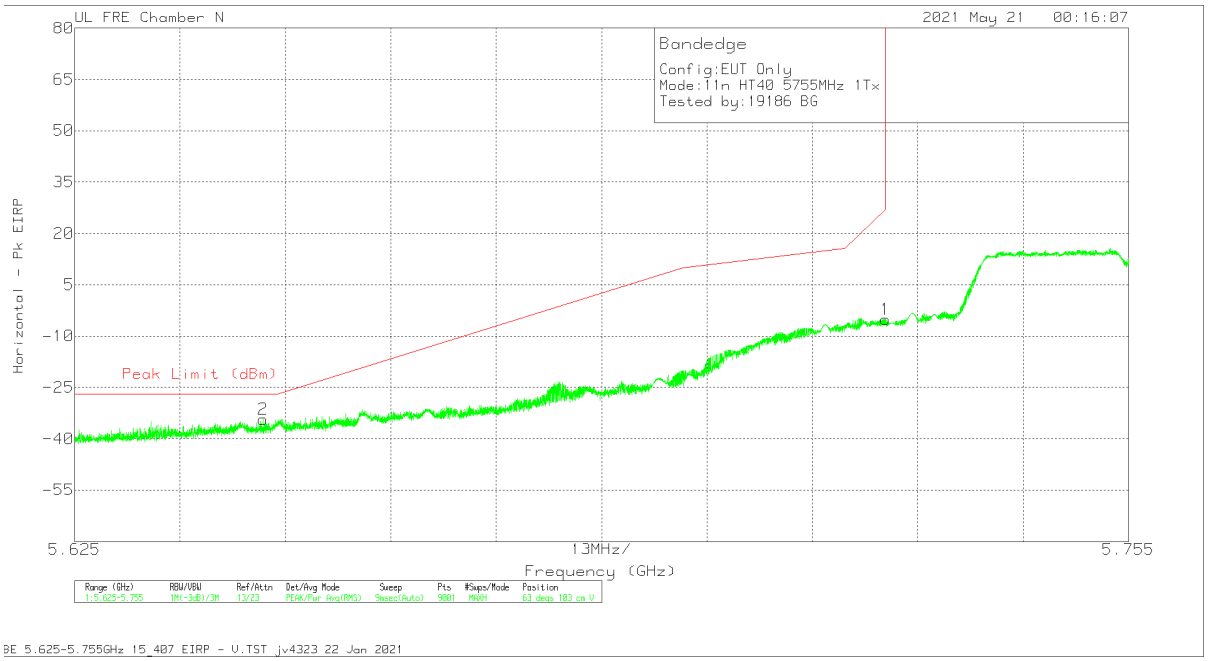

Marker	Frequency (GHz)	Meter Reading (dBm)	Det	AF PRE0213971 (dB/m)	Amp/Cbl/Fltr/Pad (dB)	Conversion Factor (dB)	Corrected Reading EIRP	Peak Limit (dBm)	PK Margin (dB)	Azimuth (Degs)	Height (cm)	Polarity
2	5.64825	-47.81	Pk	34.6	-32.8	11.8	-34.21	-27	-7.21	63	103	V
1	5.725	-18.85	Pk	34.6	-32.7	11.8	-5.15	26.99	-32.14	63	103	V

Pk - Peak detector

UL VERIFICATION SERVICES INC.
47173 Benicia Street, Fremont, CA 94538; USA TEL:(510) 319-4000 FAX:(510) 661-0888

This report shall not be reproduced except in full, without the written approval of UL Verification Services Inc.

BANDEDGE (HIGH CHANNEL)

HORIZONTAL RESULT

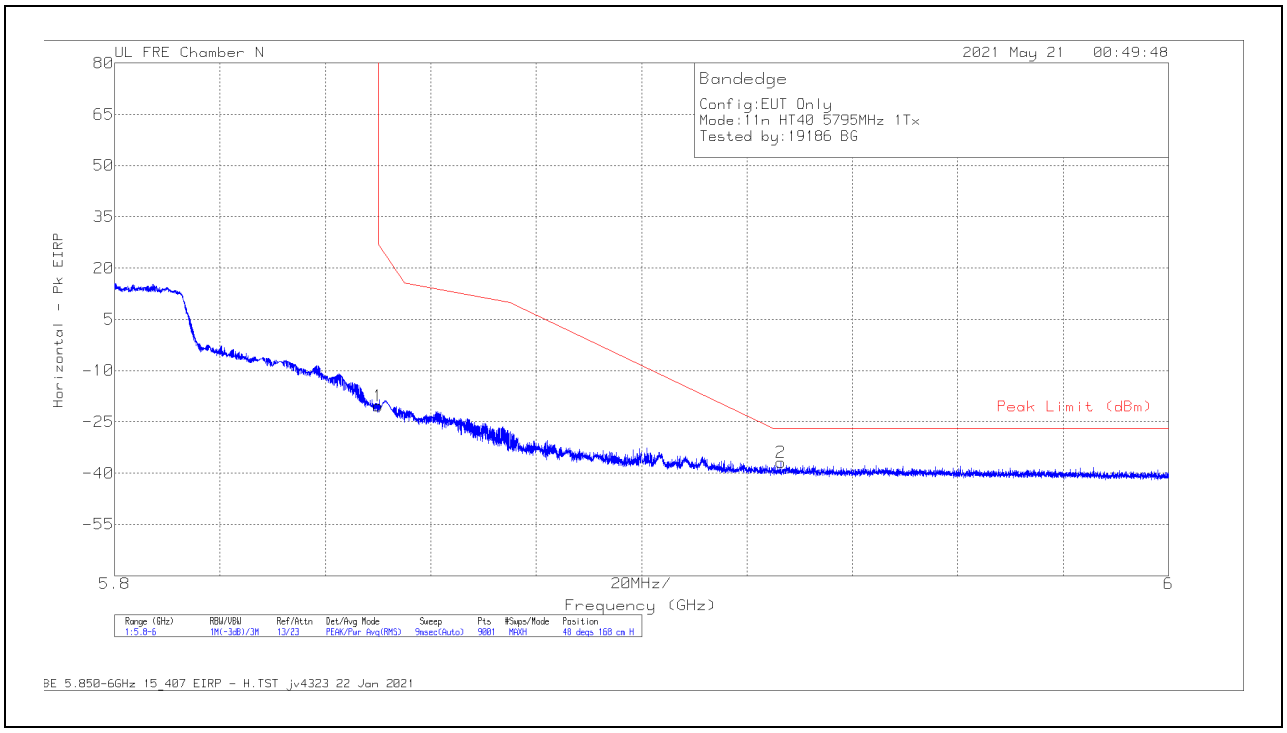

Marker	Frequency (GHz)	Meter Reading (dBm)	Det	AF PRE0213971 (dB/m)	Amp/Cbl/Fltr/Pad (dB)	Conversion Factor (dB)	Corrected Reading EIRP	Peak Limit (dBm)	PK Margin (dB)	Azimuth (Degs)	Height (cm)	Polarity
1	5.85002	-34.74	Pk	34.9	-32.3	11.8	-20.34	26.95	-47.29	48	168	H
2	5.9264	-51.53	Pk	35.2	-32.4	11.8	-36.93	-27	-9.93	48	168	H

Pk - Peak detector

UL VERIFICATION SERVICES INC.
47173 Benicia Street, Fremont, CA 94538; USA TEL:(510) 319-4000 FAX:(510) 661-0888

This report shall not be reproduced except in full, without the written approval of UL Verification Services Inc.

VERTICAL RESULT

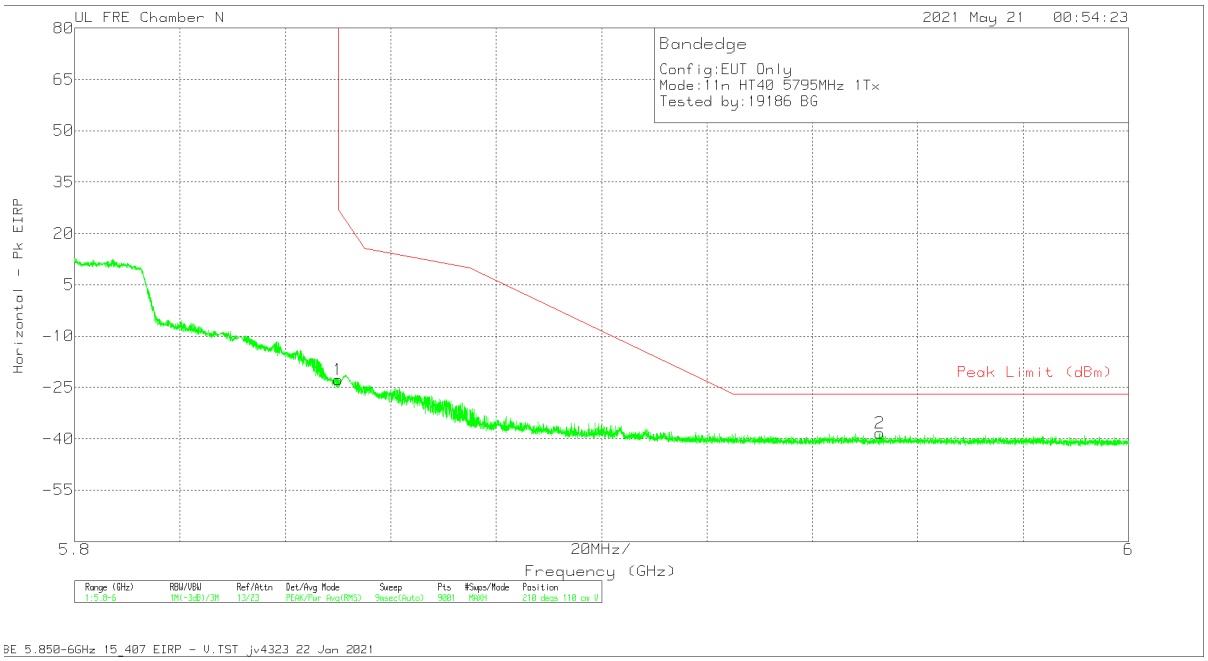

Marker	Frequency (GHz)	Meter Reading (dBm)	Det	AF PRE0213971 (dB/m)	Amp/Cbl/Fltr/Pad (dB)	Conversion Factor (dB)	Corrected Reading EIRP	Peak Limit (dBm)	PK Margin (dB)	Azimuth (Degs)	Height (cm)	Polarity
1	5.85002	-37.07	Pk	34.9	-32.3	11.8	-22.67	26.95	-49.62	210	110	V
2	5.95278	-53.08	Pk	35.2	-32.3	11.8	-38.38	-27	-11.38	210	110	V

Pk - Peak detector

UL VERIFICATION SERVICES INC.
47173 Benicia Street, Fremont, CA 94538; USA TEL:(510) 319-4000 FAX:(510) 661-0888

This report shall not be reproduced except in full, without the written approval of UL Verification Services Inc.

1TX ANTENNA 5

BANDEDGE (LOW CHANNEL)

HORIZONTAL RESULT

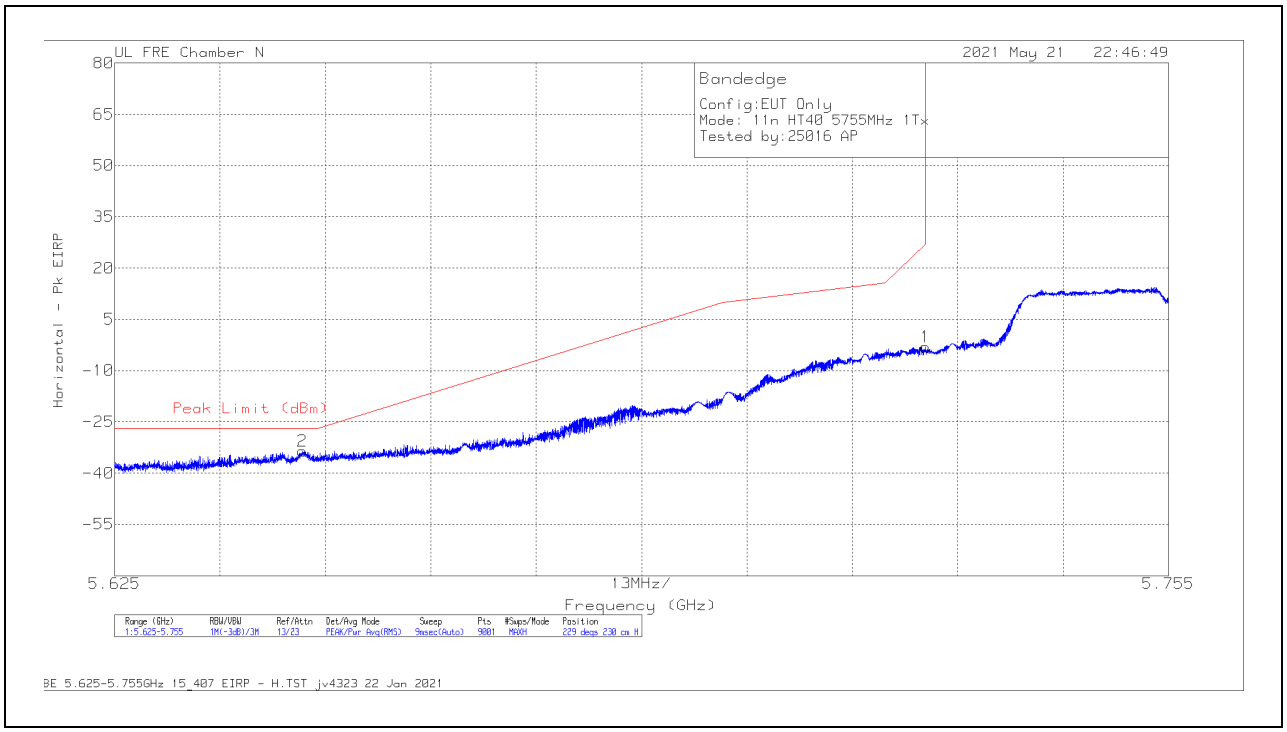

Marker	Frequency (GHz)	Meter Reading (dBm)	Det	AF PRE0213971 (dB/m)	Amp/Cbl/Fltr/Pad (dB)	Conversion Factor (dB)	Corrected Reading EIRP	Peak Limit (dBm)	PK Margin (dB)	Azimuth (Degs)	Height (cm)	Polarity
2	5.64814	-47.16	Pk	34.6	-32.8	11.8	-33.56	-27	-6.56	229	230	H
1	5.725	-16.86	Pk	34.6	-32.7	11.8	-3.16	26.99	-30.15	229	230	H

Pk - Peak detector

UL VERIFICATION SERVICES INC.
47173 Benicia Street, Fremont, CA 94538; USA TEL:(510) 319-4000 FAX:(510) 661-0888

This report shall not be reproduced except in full, without the written approval of UL Verification Services Inc.

VERTICAL RESULT

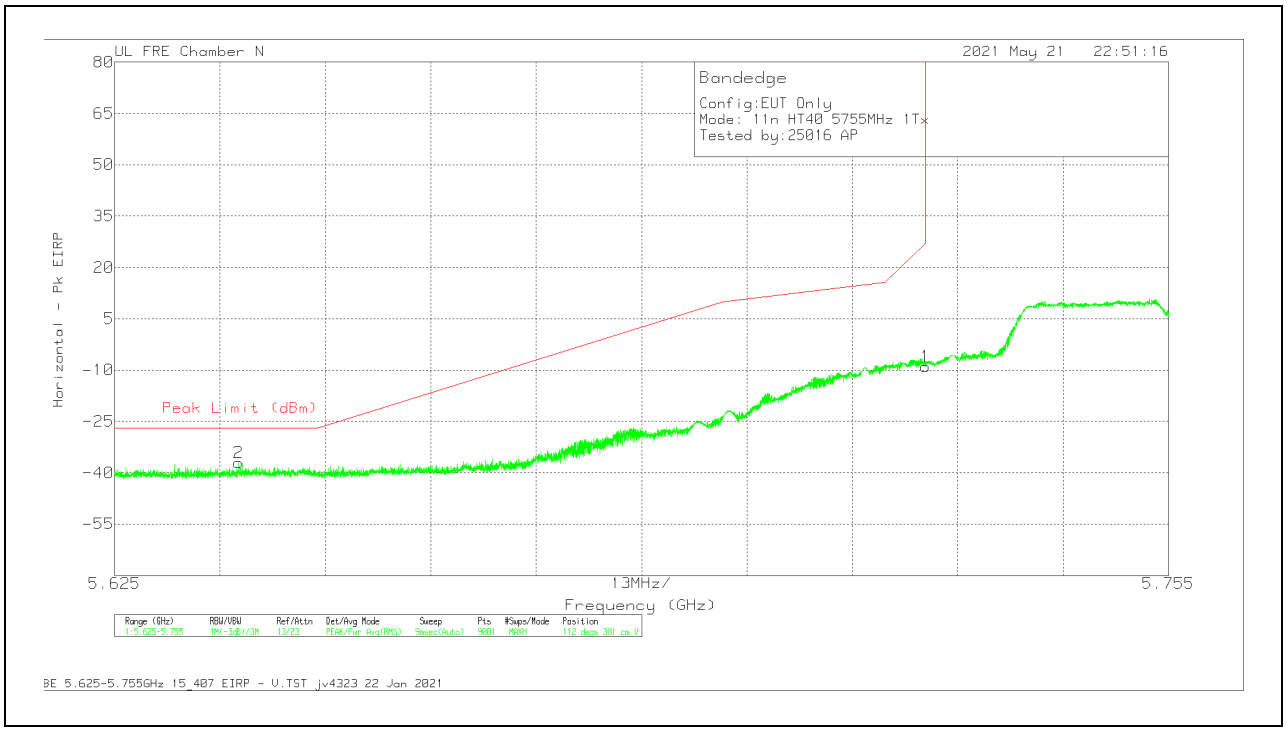

Marker	Frequency (GHz)	Meter Reading (dBm)	Det	AF PRE0213971 (dB/m)	Amp/Cbl/Fltr/Pad (dB)	Conversion Factor (dB)	Corrected Reading EIRP	Peak Limit (dBm)	PK Margin (dB)	Azimuth (Degs)	Height (cm)	Polarity
2	5.64031	-50.65	Pk	34.6	-32.8	11.8	-37.05	-27	-10.05	112	381	V
1	5.725	-22.65	Pk	34.6	-32.7	11.8	-8.95	26.99	-35.94	112	381	V

Pk - Peak detector

UL VERIFICATION SERVICES INC.
47173 Benicia Street, Fremont, CA 94538; USA TEL:(510) 319-4000 FAX:(510) 661-0888

This report shall not be reproduced except in full, without the written approval of UL Verification Services Inc.

BANDEDGE (HIGH CHANNEL)

HORIZONTAL RESULT

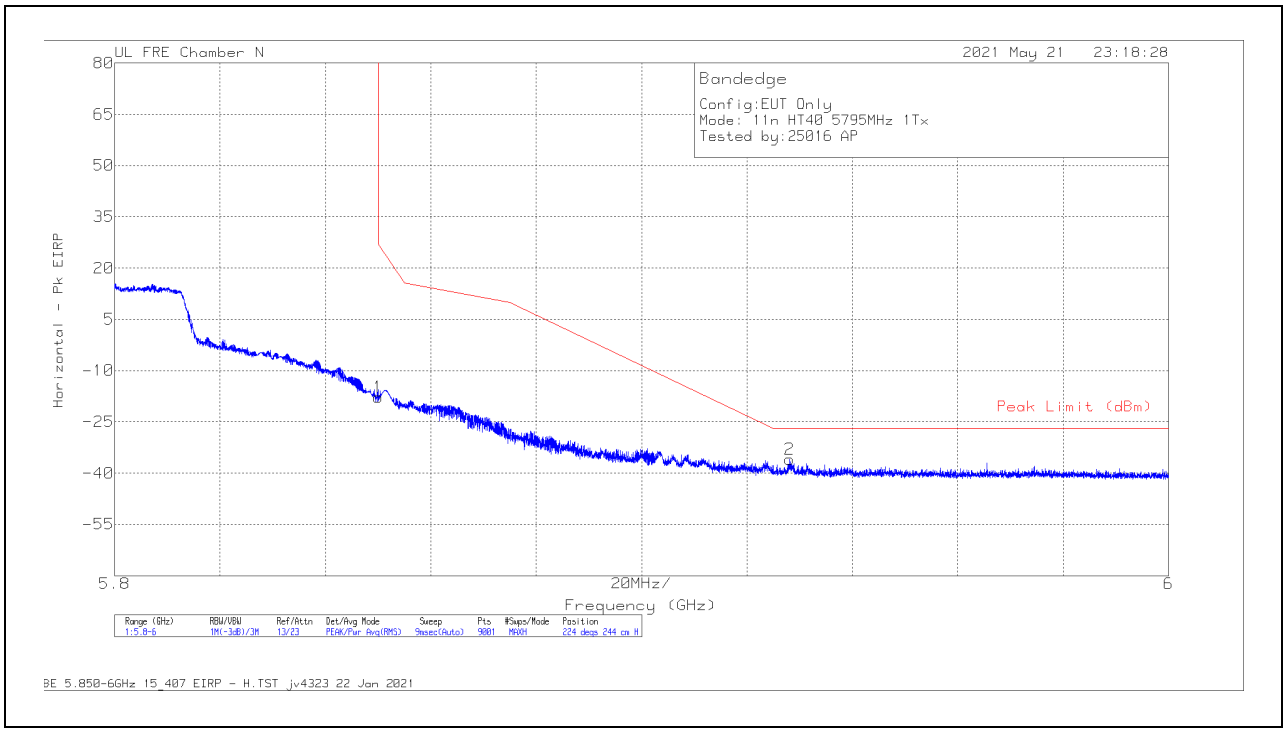

Marker	Frequency (GHz)	Meter Reading (dBm)	Det	AF PRE0213971 (dB/m)	Amp/Cbl/Fltr/Pad (dB)	Conversion Factor (dB)	Corrected Reading EIRP	Peak Limit (dBm)	PK Margin (dB)	Azimuth (Degs)	Height (cm)	Polarity
1	5.85002	-32.21	Pk	34.9	-32.3	11.8	-17.81	26.95	-44.76	224	244	H
2	5.92811	-50.57	Pk	35.2	-32.4	11.8	-35.97	-27	-8.97	224	244	H

Pk - Peak detector

UL VERIFICATION SERVICES INC.
47173 Benicia Street, Fremont, CA 94538; USA TEL:(510) 319-4000 FAX:(510) 661-0888

This report shall not be reproduced except in full, without the written approval of UL Verification Services Inc.

VERTICAL RESULT

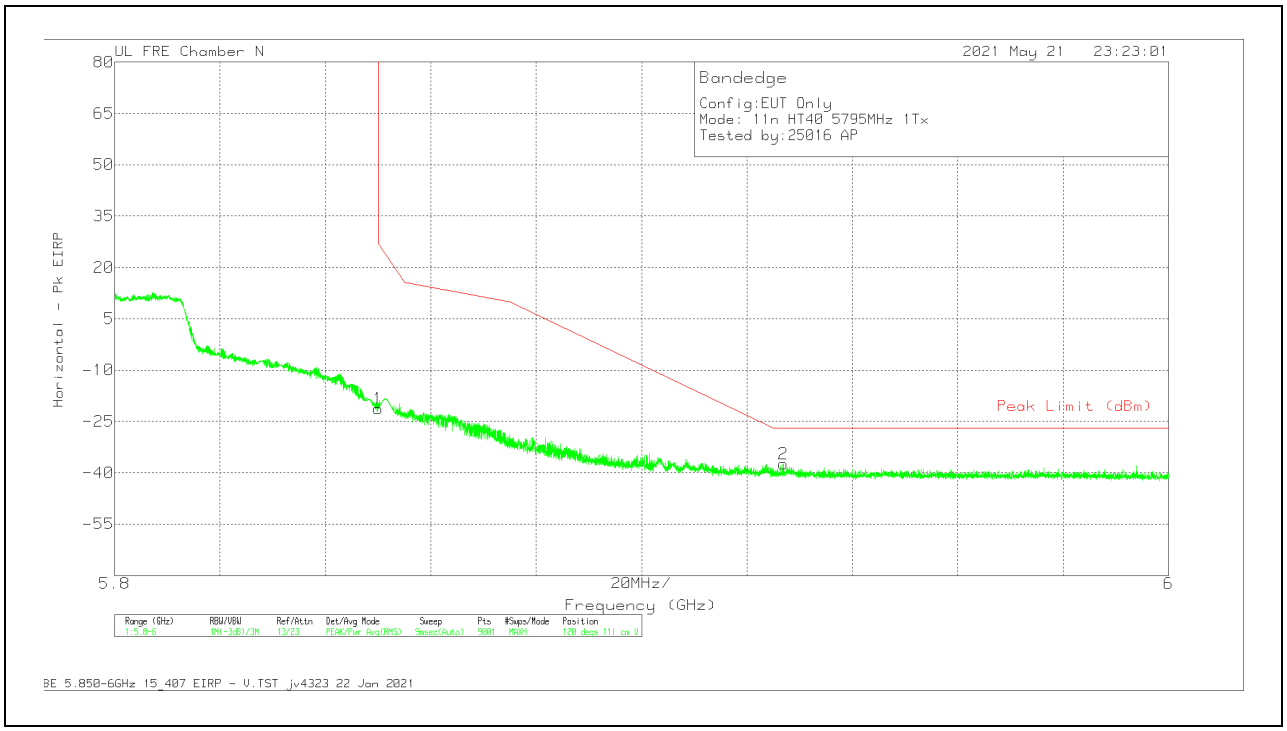

Marker	Frequency (GHz)	Meter Reading (dBm)	Det	AF PRE0213971 (dB/m)	Amp/Cbl/Fltr/Pad (dB)	Conversion Factor (dB)	Corrected Reading EIRP	Peak Limit (dBm)	PK Margin (dB)	Azimuth (Degs)	Height (cm)	Polarity
1	5.85002	-35.73	Pk	34.9	-32.3	11.8	-21.33	26.95	-48.28	120	111	V
2	5.92687	-51.94	Pk	35.2	-32.4	11.8	-37.34	-27	-10.34	120	111	V

Pk - Peak detector

UL VERIFICATION SERVICES INC.
47173 Benicia Street, Fremont, CA 94538; USA TEL:(510) 319-4000 FAX:(510) 661-0888

This report shall not be reproduced except in full, without the written approval of UL Verification Services Inc.

2TX ANTENNA 6 + ANTENNA 5 CDD MODE

BANDEDGE (LOW CHANNEL)

HORIZONTAL RESULT

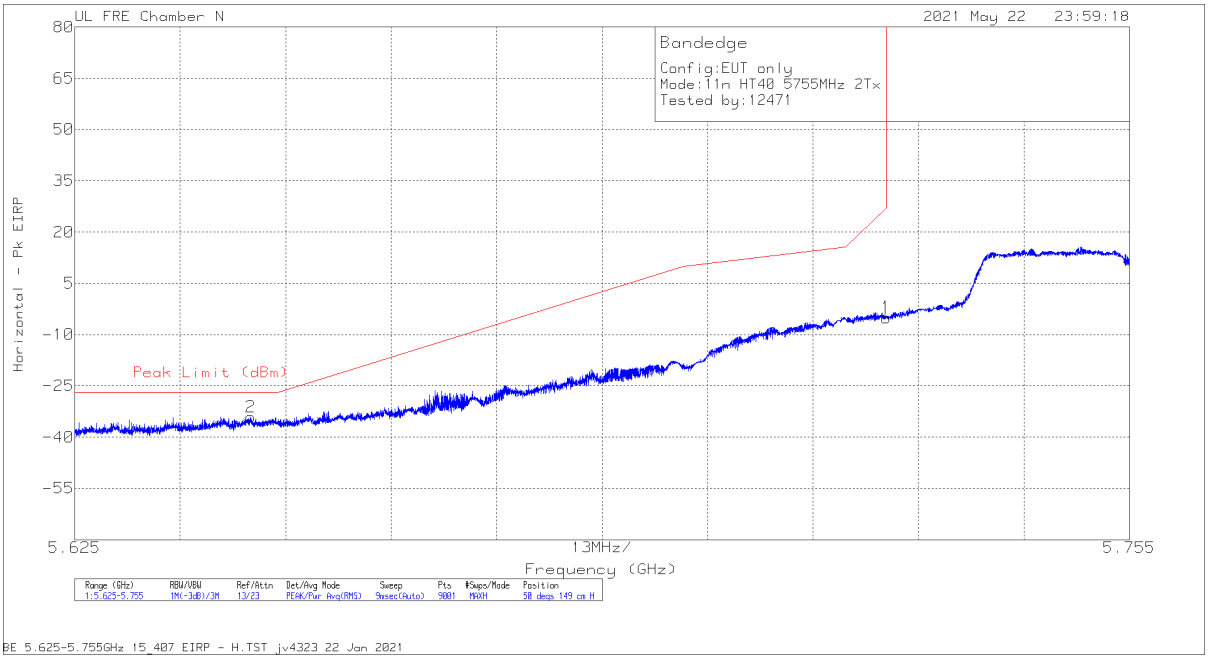

Marker	Frequency (GHz)	Meter Reading (dBm)	Det	AF PRE0213971 (dB/m)	Amp/Cbl/Fltr/ Pad (dB)	Conversion Factor (dB)	Corrected Reading EIRP	Peak Limit (dBm)	PK Margin (dB)	Azimuth (Degs)	Height (cm)	Polarity
2	5.64667	-47.68	Pk	34.6	-32.8	11.8	-34.08	-27	-7.08	50	149	H
1	5.725	-18.72	Pk	34.6	-32.7	11.8	-5.02	26.99	-32.01	50	149	H

Pk - Peak detector

UL VERIFICATION SERVICES INC.
47173 Benicia Street, Fremont, CA 94538; USA TEL:(510) 319-4000 FAX:(510) 661-0888

This report shall not be reproduced except in full, without the written approval of UL Verification Services Inc.

VERTICAL RESULT

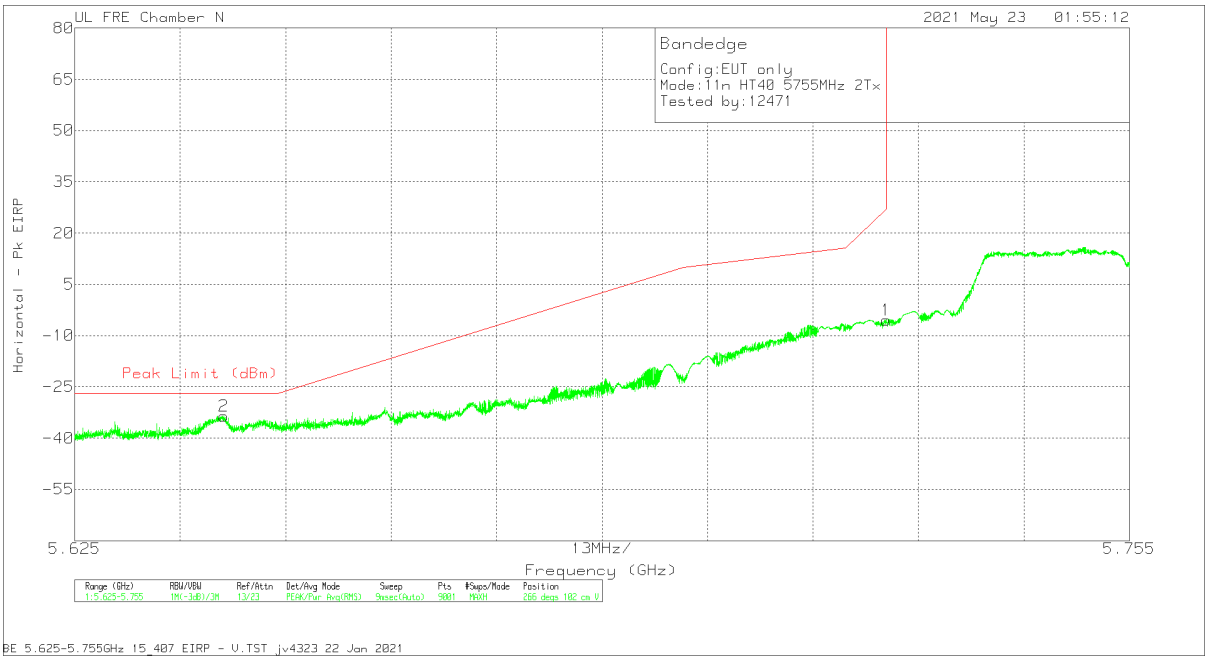

Marker	Frequency (GHz)	Meter Reading (dBm)	Det	AF PRE0213971 (dB/m)	Amp/Cbl/Fltr/ Pad (dB)	Conversion Factor (dB)	Corrected Reading EIRP	Peak Limit (dBm)	PK Margin (dB)	Azimuth (Degs)	Height (cm)	Polarity
2	5.64334	-47.23	Pk	34.7	-32.8	11.8	-33.53	-27	-6.53	266	102	V
1	5.725	-19.25	Pk	34.6	-32.7	11.8	-5.55	26.99	-32.54	266	102	V

Pk - Peak detector

UL VERIFICATION SERVICES INC.
47173 Benicia Street, Fremont, CA 94538; USA TEL:(510) 319-4000 FAX:(510) 661-0888

This report shall not be reproduced except in full, without the written approval of UL Verification Services Inc.

BANDEDGE (HIGH CHANNEL)

HORIZONTAL RESULT

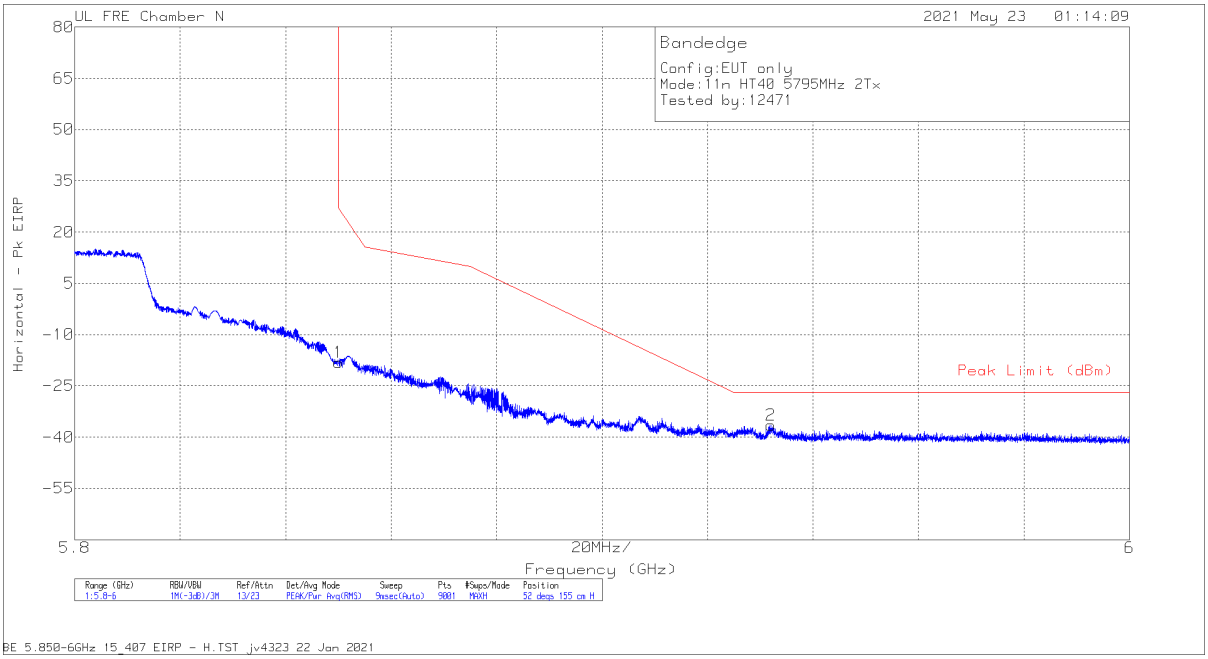

Marker	Frequency (GHz)	Meter Reading (dBm)	Det	AF PRE0213971 (dB/m)	Amp/Cbl/Fltr/ Pad (dB)	Conversion Factor (dB)	Corrected Reading EIRP	Peak Limit (dBm)	PK Margin (dB)	Azimuth (Degs)	Height (cm)	Polarity
1	5.85002	-32.52	Pk	34.9	-32.3	11.8	-18.12	26.95	-45.07	52	155	H
2	5.93207	-51.07	Pk	35.2	-32.4	11.8	-36.47	-27	-9.47	52	155	H

Pk - Peak detector

UL VERIFICATION SERVICES INC.
47173 Benicia Street, Fremont, CA 94538; USA TEL:(510) 319-4000 FAX:(510) 661-0888
This report shall not be reproduced except in full, without the written approval of UL Verification Services Inc.

VERTICAL RESULT

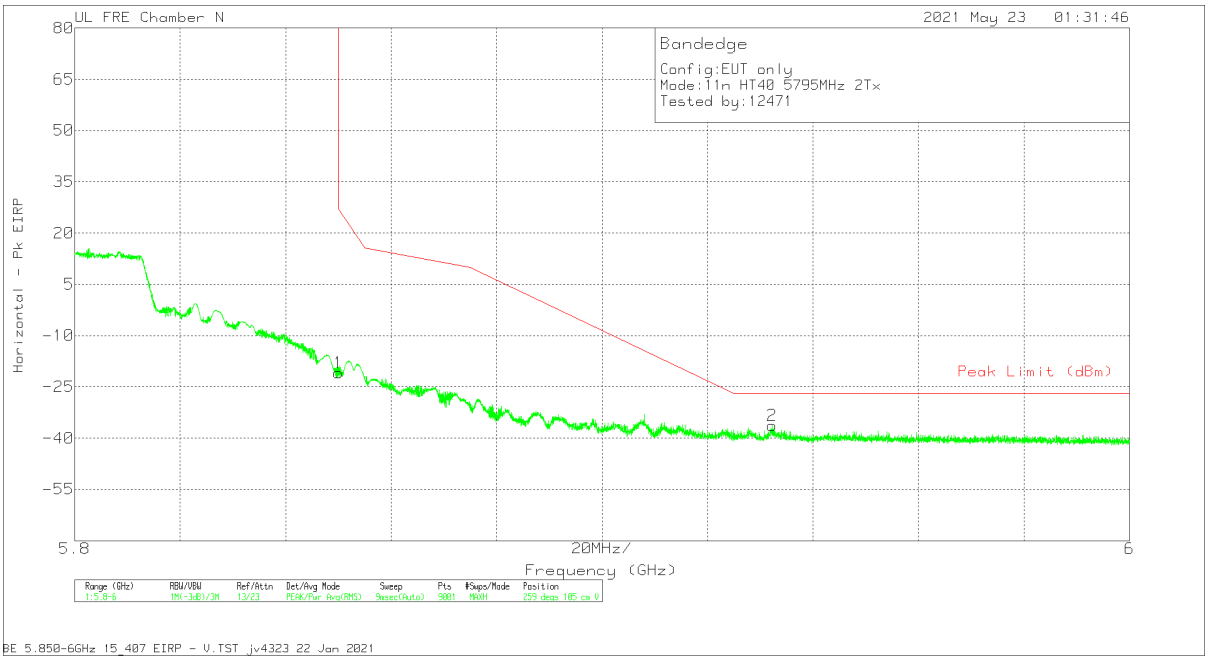

Marker	Frequency (GHz)	Meter Reading (dBm)	Det	AF PRE0213971 (dB/m)	Amp/Cbl/Fltr/ Pad (dB)	Conversion Factor (dB)	Corrected Reading EIRP	Peak Limit (dBm)	PK Margin (dB)	Azimuth (Degs)	Height (cm)	Polarity
1	5.85002	-35.34	Pk	34.9	-32.3	11.8	-20.94	26.95	-47.89	259	105	V
2	5.93224	-50.96	Pk	35.2	-32.4	11.8	-36.36	-27	-9.36	259	105	V

Pk - Peak detector

UL VERIFICATION SERVICES INC.
47173 Benicia Street, Fremont, CA 94538; USA TEL:(510) 319-4000 FAX:(510) 661-0888

This report shall not be reproduced except in full, without the written approval of UL Verification Services Inc.

1.1.21. TX ABOVE 1 GHz 802.11ac VHT80 MODE IN THE 5.8 GHz Band

1TX ANTENNA 6

BANDEDGE (CHANNEL 155 LOW EDGE)

HORIZONTAL RESULT

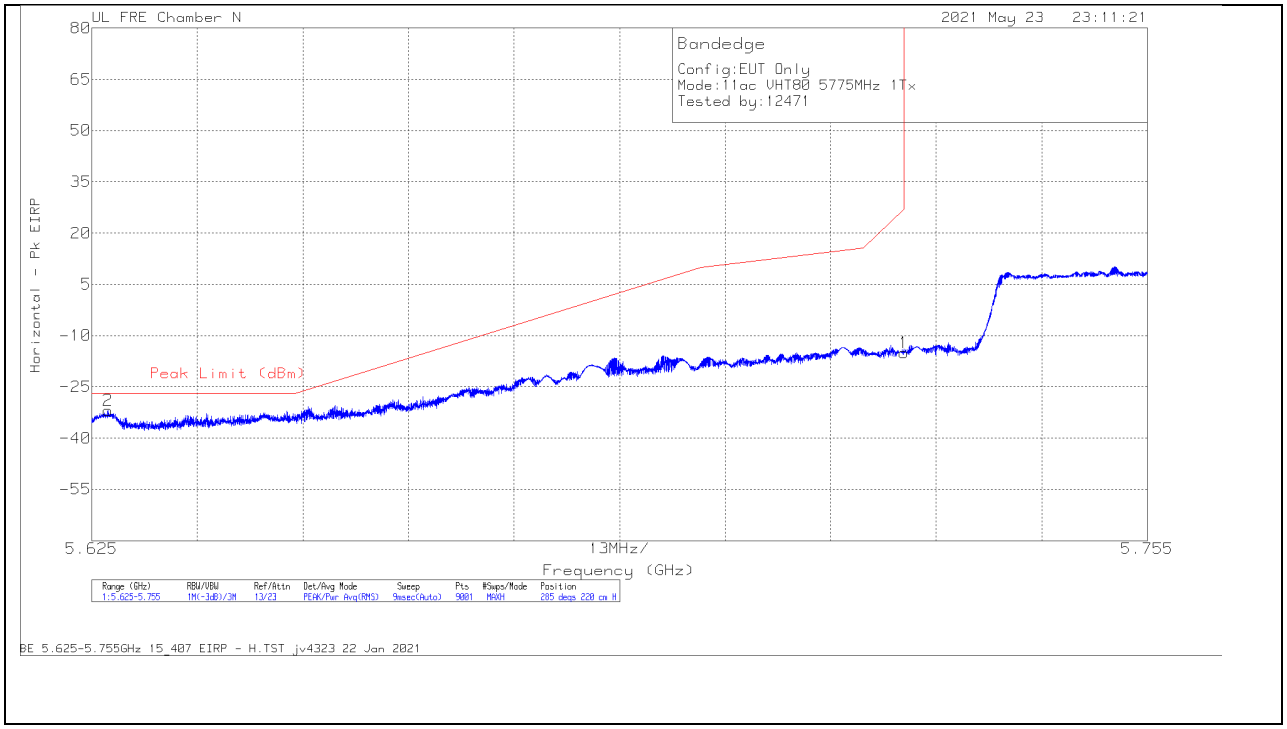

Marker	Frequency (GHz)	Meter Reading (dBm)	Det	AF PRE0213971 (dB/m)	Amp/Cbl/Fltr/ Pad (dB)	Conversion Factor (dB)	Corrected Reading EIRP	Peak Limit (dBm)	PK Margin (dB)	Azimuth (Degs)	Height (cm)	Polarity
2	5.62699	-45.55	Pk	34.6	-32.8	11.8	-31.95	-27	-4.95	285	220	H
1	5.725	-28.65	Pk	34.6	-32.7	11.8	-14.95	26.99	-41.94	285	220	H

Pk - Peak detector

UL VERIFICATION SERVICES INC.
47173 Benicia Street, Fremont, CA 94538; USA TEL:(510) 319-4000 FAX:(510) 661-0888

This report shall not be reproduced except in full, without the written approval of UL Verification Services Inc.

VERTICAL RESULT

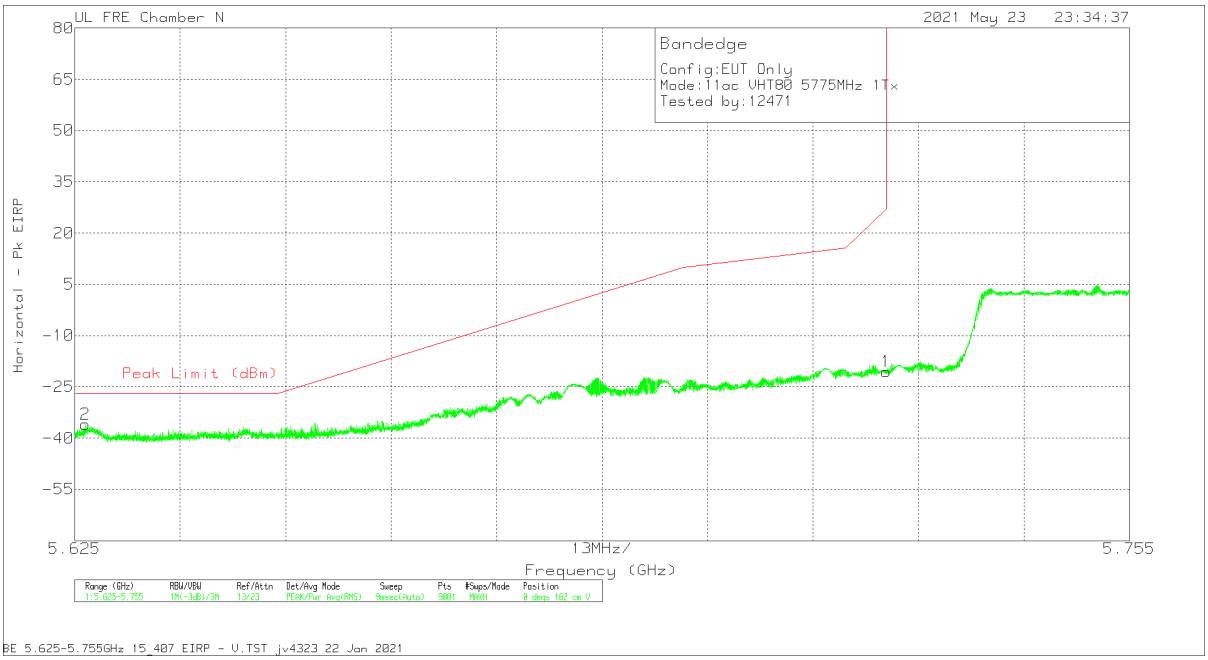

Marker	Frequency (GHz)	Meter Reading (dBm)	Det	AF PRE0213971 (dB/m)	Amp/Cbl/Fltr/ Pad (dB)	Conversion Factor (dB)	Corrected Reading EIRP	Peak Limit (dBm)	PK Margin (dB)	Azimuth (Degs)	Height (cm)	Polarity
2	5.62633	-49.51	Pk	34.6	-32.8	11.8	-35.91	-27	-8.91	0	162	V
1	5.725	-34.3	Pk	34.6	-32.7	11.8	-20.6	26.99	-47.59	0	162	V

Pk - Peak detector

UL VERIFICATION SERVICES INC.
47173 Benicia Street, Fremont, CA 94538; USA TEL:(510) 319-4000 FAX:(510) 661-0888

This report shall not be reproduced except in full, without the written approval of UL Verification Services Inc.

BANDEDGE (CHANNEL 155 HIGH EDGE)

HORIZONTAL RESULT

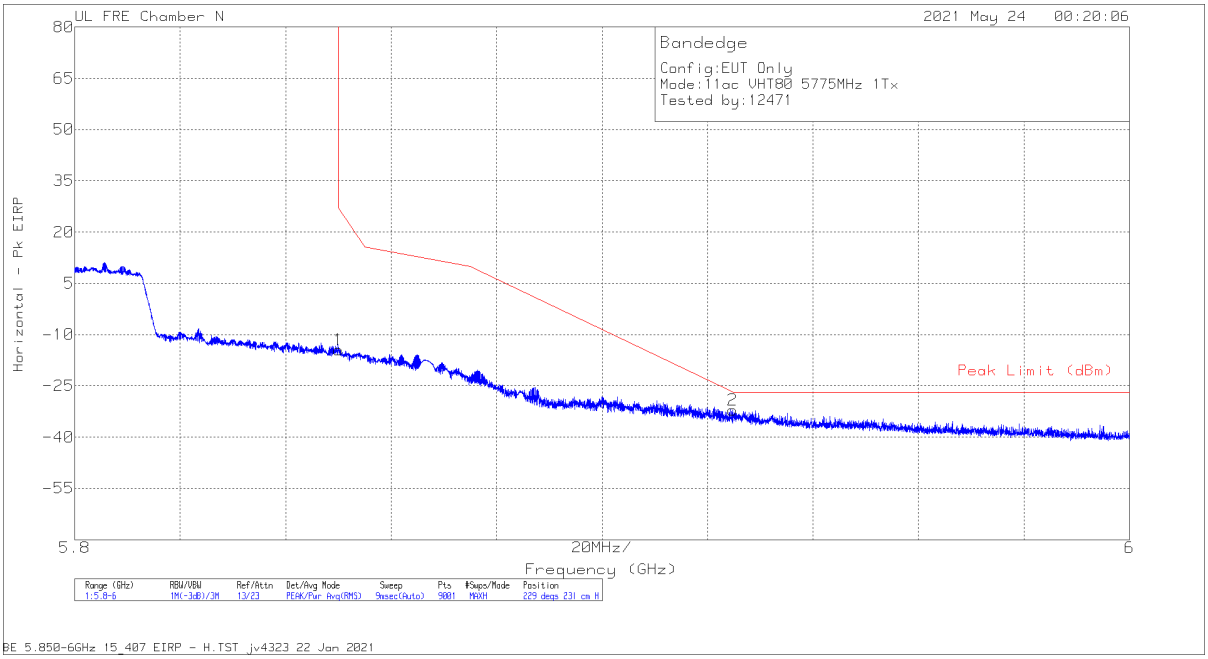

Marker	Frequency (GHz)	Meter Reading (dBm)	Det	AF PRE0213971 (dB/m)	Amp/Cbl/Fltr/ Pad (dB)	Conversion Factor (dB)	Corrected Reading EIRP	Peak Limit (dBm)	PK Margin (dB)	Azimuth (Degs)	Height (cm)	Polarity
1	5.85002	-28.83	Pk	34.9	-32.3	11.8	-14.43	26.95	-41.38	229	231	H
2	5.92482	-46.69	Pk	35.2	-32.4	11.8	-32.09	-26.87	-5.22	229	231	H

Pk - Peak detector

UL VERIFICATION SERVICES INC.
47173 Benicia Street, Fremont, CA 94538; USA TEL:(510) 319-4000 FAX:(510) 661-0888

This report shall not be reproduced except in full, without the written approval of UL Verification Services Inc.

VERTICAL RESULT

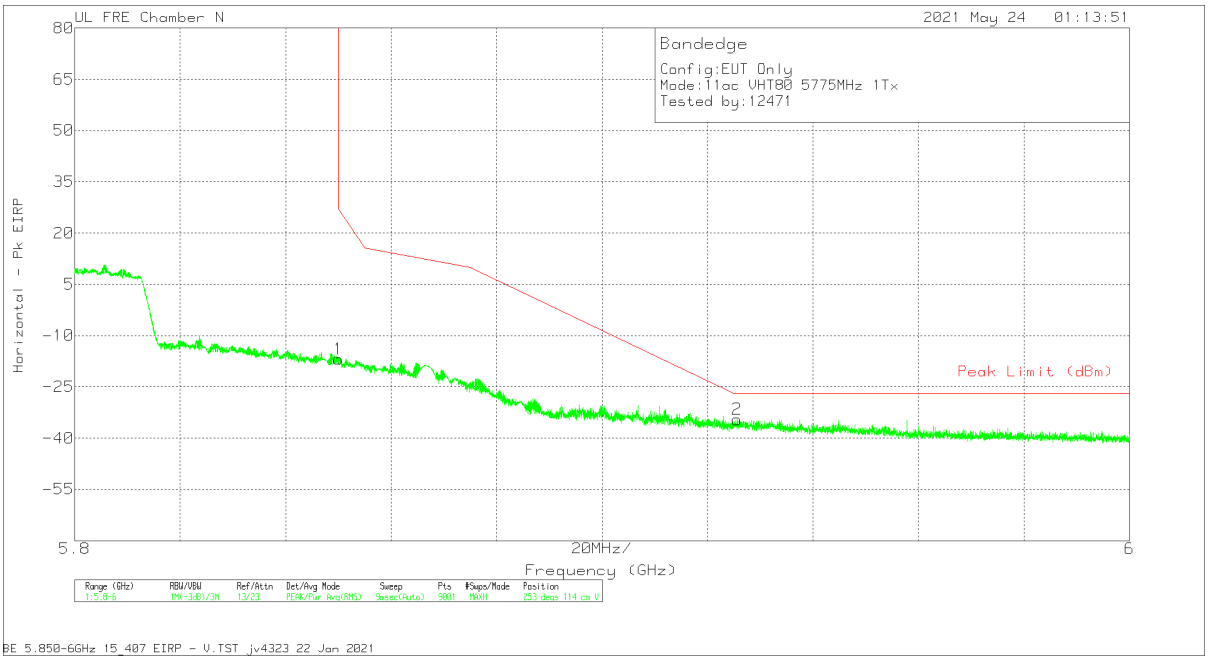

Marker	Frequency (GHz)	Meter Reading (dBm)	Det	AF PRE0213971 (dB/m)	Amp/Cbl/Fltr/ Pad (dB)	Conversion Factor (dB)	Corrected Reading EIRP	Peak Limit (dBm)	PK Margin (dB)	Azimuth (Degs)	Height (cm)	Polarity
1	5.85002	-31.29	Pk	34.9	-32.3	11.8	-16.89	26.95	-43.84	253	114	V
2	5.92562	-49.16	Pk	35.2	-32.4	11.8	-34.56	-27	-7.56	253	114	V

Pk - Peak detector

UL VERIFICATION SERVICES INC.
47173 Benicia Street, Fremont, CA 94538; USA TEL:(510) 319-4000 FAX:(510) 661-0888

This report shall not be reproduced except in full, without the written approval of UL Verification Services Inc.

1TX ANTENNA 5

BANDEDGE (CHANNEL 155 LOW EDGE)

HORIZONTAL RESULT

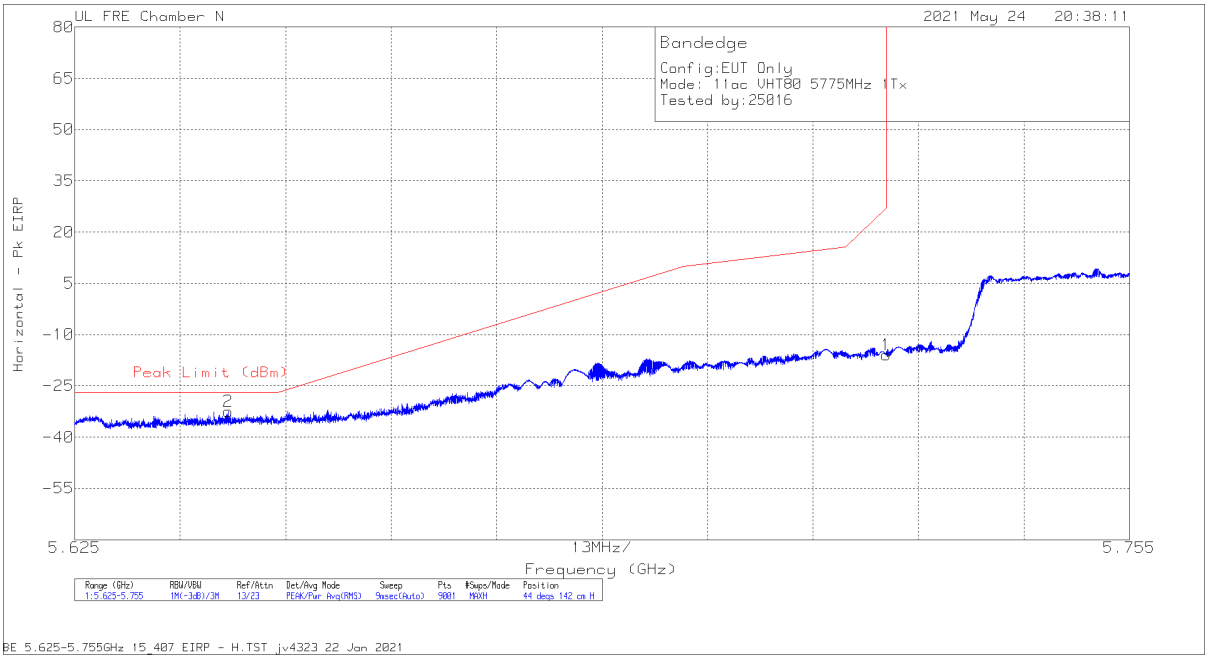

Marker	Frequency (GHz)	Meter Reading (dBm)	Det	AF PRE0213971 (dB/m)	Amp/Cbl/Fltr/Pad (dB)	Conversion Factor (dB)	Corrected Reading EIRP	Peak Limit (dBm)	PK Margin (dB)	Azimuth (Degs)	Height (cm)	Polarity
2	5.64394	-46.16	Pk	34.7	-32.8	11.8	-32.46	-27	-5.46	44	142	H
1	5.725	-29.69	Pk	34.6	-32.7	11.8	-15.99	26.99	-42.98	44	142	H

Pk - Peak detector

UL VERIFICATION SERVICES INC.
47173 Benicia Street, Fremont, CA 94538; USA TEL:(510) 319-4000 FAX:(510) 661-0888

This report shall not be reproduced except in full, without the written approval of UL Verification Services Inc.

VERTICAL RESULT

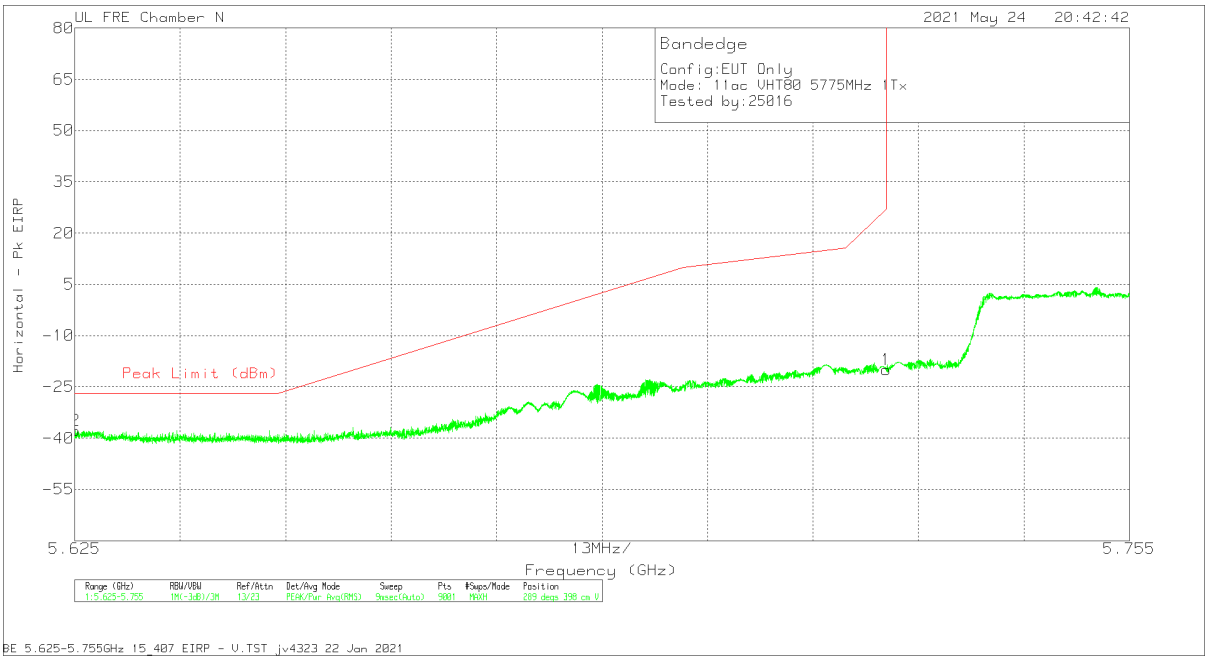

Marker	Frequency (GHz)	Meter Reading (dBm)	Det	AF PRE0213971 (dB/m)	Amp/Cbl/Fltr/Pad (dB)	Conversion Factor (dB)	Corrected Reading EIRP	Peak Limit (dBm)	PK Margin (dB)	Azimuth (Degs)	Height (cm)	Polarity
2	5.62509	-51.44	Pk	34.6	-32.8	11.8	-37.84	-27	-10.84	289	398	V
1	5.725	-33.7	Pk	34.6	-32.7	11.8	-20	26.99	-46.99	289	398	V

Pk - Peak detector

UL VERIFICATION SERVICES INC.
47173 Benicia Street, Fremont, CA 94538; USA TEL:(510) 319-4000 FAX:(510) 661-0888

This report shall not be reproduced except in full, without the written approval of UL Verification Services Inc.

BANDEDGE (CHANNEL 155 HIGH EDGE)

HORIZONTAL RESULT

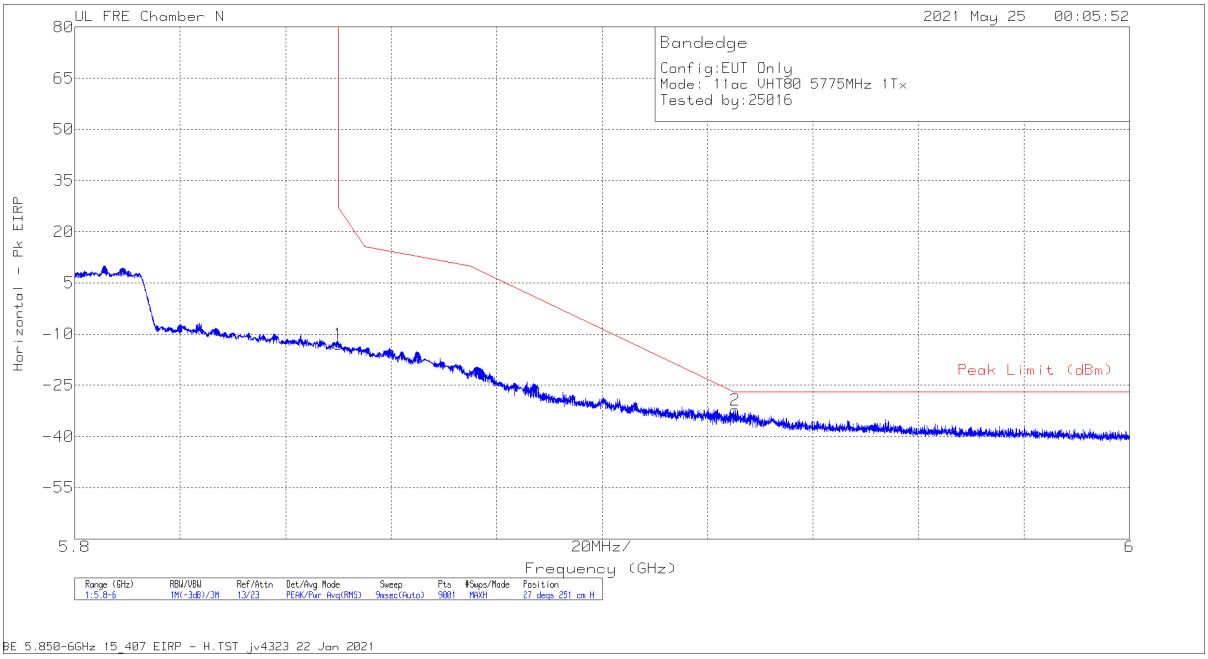

Marker	Frequency (GHz)	Meter Reading (dBm)	Det	AF PRE0213971 (dB/m)	Amp/Cbl/Fltr/Pad (dB)	Conversion Factor (dB)	Corrected Reading EIRP	Peak Limit (dBm)	PK Margin (dB)	Azimuth (Degs)	Height (cm)	Polarity
1	5.85002	-27.35	Pk	34.9	-32.3	11.8	-12.95	26.95	-39.9	27	251	H
2	5.92527	-46.91	Pk	35.2	-32.4	11.8	-32.31	-27	-5.31	27	251	H

Pk - Peak detector

UL VERIFICATION SERVICES INC.
47173 Benicia Street, Fremont, CA 94538; USA TEL:(510) 319-4000 FAX:(510) 661-0888

This report shall not be reproduced except in full, without the written approval of UL Verification Services Inc.

VERTICAL RESULT

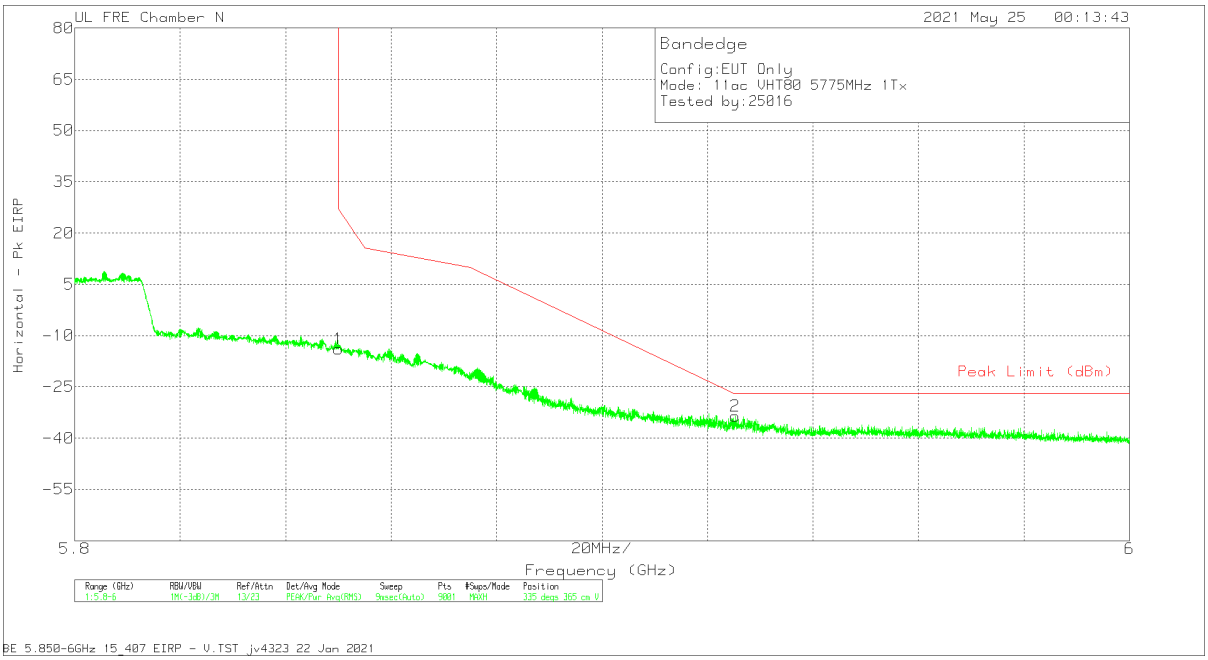

Marker	Frequency (GHz)	Meter Reading (dBm)	Det	AF PRE0213971 (dB/m)	Amp/Cbl/Fltr/Pad (dB)	Conversion Factor (dB)	Corrected Reading EIRP	Peak Limit (dBm)	PK Margin (dB)	Azimuth (Degs)	Height (cm)	Polarity
1	5.85002	-28.3	Pk	34.9	-32.3	11.8	-13.9	26.95	-40.85	335	365	V
2	5.92527	-48.11	Pk	35.2	-32.4	11.8	-33.51	-27	-6.51	335	365	V

Pk - Peak detector

UL VERIFICATION SERVICES INC.
47173 Benicia Street, Fremont, CA 94538; USA TEL:(510) 319-4000 FAX:(510) 661-0888

This report shall not be reproduced except in full, without the written approval of UL Verification Services Inc.

2TX ANTENNA 6 + ANTENNA 5 CDD MODE

BANDEDGE (CHANNEL 155 LOW EDGE)

HORIZONTAL RESULT

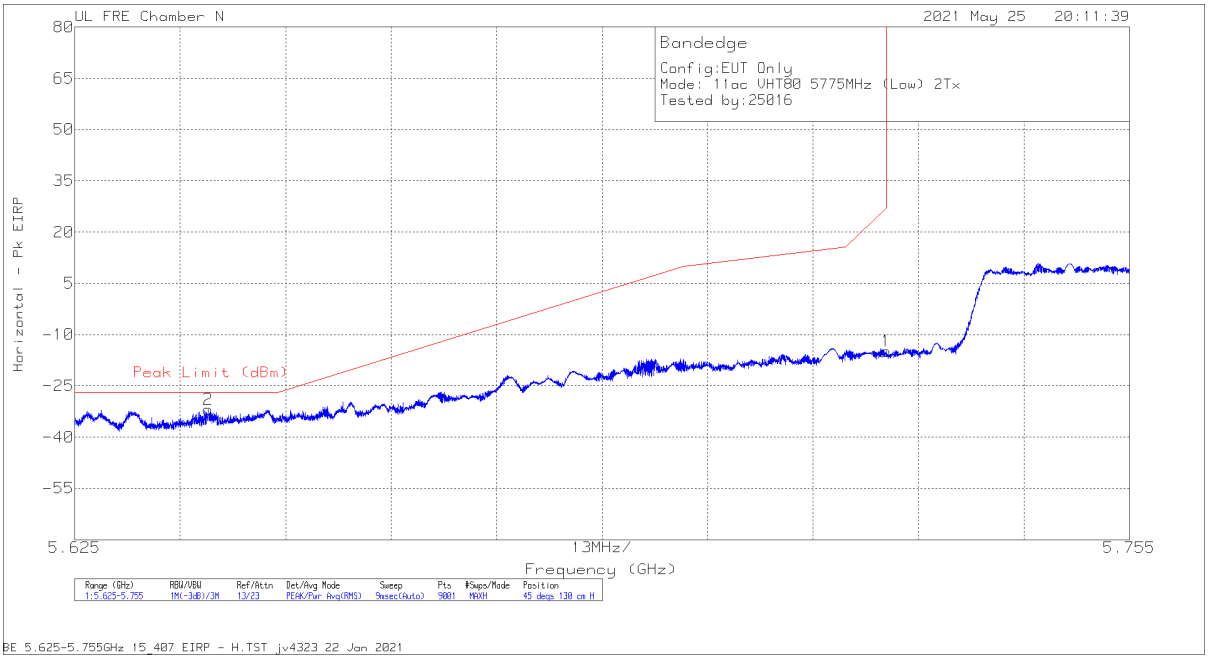

Marker	Frequency (GHz)	Meter Reading (dBm)	Det	AF PRE0213971 (dB/m)	Amp/Cbl/Fltr/Pad (dB)	Conversion Factor (dB)	Corrected Reading EIRP	Peak Limit (dBm)	PK Margin (dB)	Azimuth (Degs)	Height (cm)	Polarity
2	5.64142	-45.44	Pk	34.6	-32.8	11.8	-31.84	-27	-4.84	45	130	H
1	5.725	-28.57	Pk	34.6	-32.7	11.8	-14.87	26.99	-41.86	45	130	H

Pk - Peak detector

UL VERIFICATION SERVICES INC.
47173 Benicia Street, Fremont, CA 94538; USA TEL:(510) 319-4000 FAX:(510) 661-0888

This report shall not be reproduced except in full, without the written approval of UL Verification Services Inc.

VERTICAL RESULT

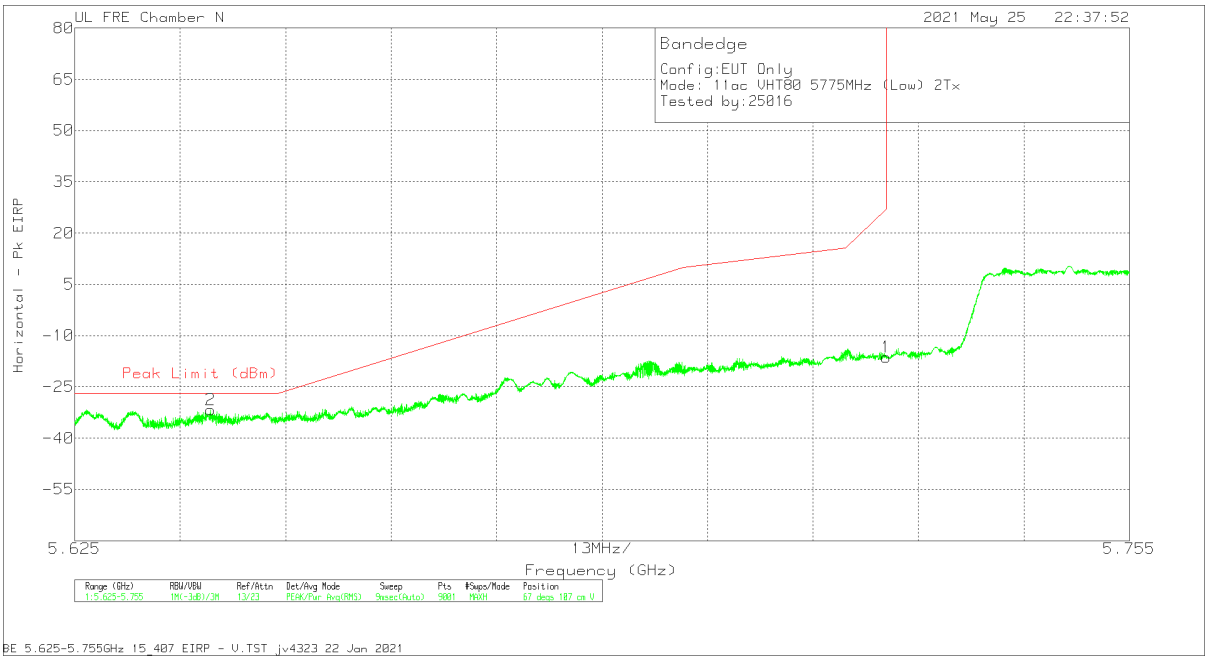

Marker	Frequency (GHz)	Meter Reading (dBm)	Det	AF PRE0213971 (dB/m)	Amp/Cbl/Fltr/Pad (dB)	Conversion Factor (dB)	Corrected Reading EIRP	Peak Limit (dBm)	PK Margin (dB)	Azimuth (Degs)	Height (cm)	Polarity
2	5.64173	-45.38	Pk	34.6	-32.8	11.8	-31.78	-27	-4.78	67	107	V
1	5.725	-29.98	Pk	34.6	-32.7	11.8	-16.28	26.99	-43.27	67	107	V

Pk - Peak detector

UL VERIFICATION SERVICES INC.
47173 Benicia Street, Fremont, CA 94538; USA TEL:(510) 319-4000 FAX:(510) 661-0888

This report shall not be reproduced except in full, without the written approval of UL Verification Services Inc.

BANDEDGE (CHANNEL 155 HIGH EDGE)

HORIZONTAL RESULT

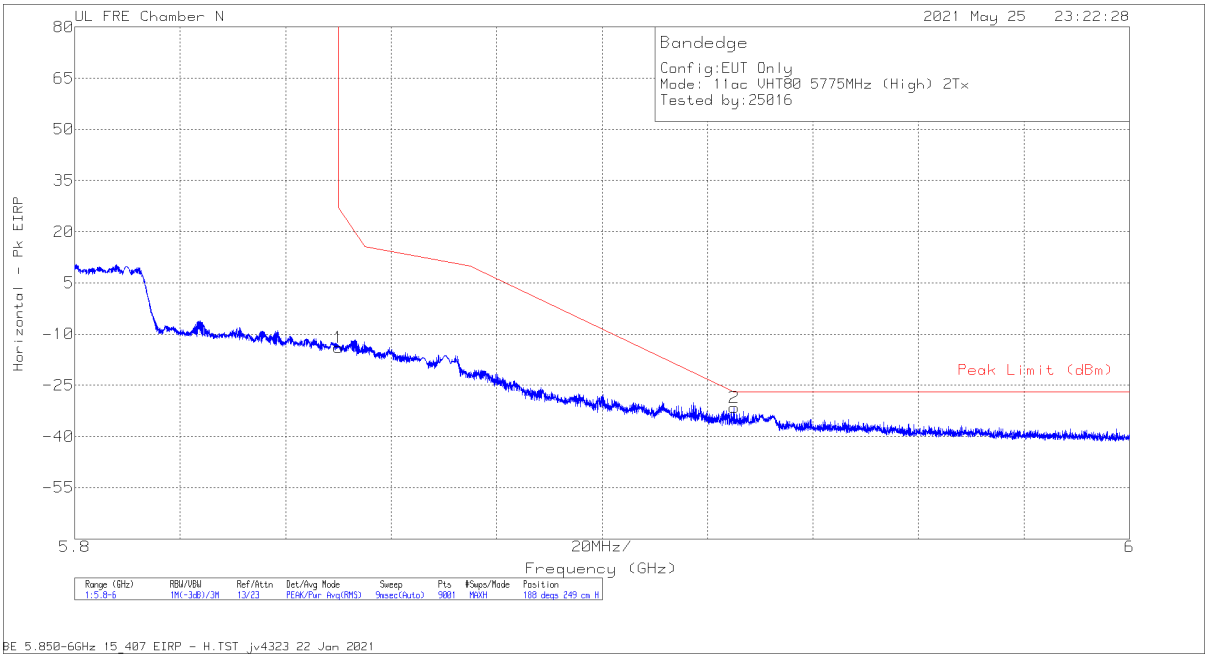

Marker	Frequency (GHz)	Meter Reading (dBm)	Det	AF PRE0213971 (dB/m)	Amp/Cbl/Fltr/Pad (dB)	Conversion Factor (dB)	Corrected Reading EIRP	Peak Limit (dBm)	PK Margin (dB)	Azimuth (Degs)	Height (cm)	Polarity
1	5.85002	-28.25	Pk	34.9	-32.3	11.8	-13.85	26.95	-40.8	188	249	H
2	5.92507	-46.21	Pk	35.2	-32.4	11.8	-31.61	-27	-4.61	188	249	H

Pk - Peak detector

UL VERIFICATION SERVICES INC.
47173 Benicia Street, Fremont, CA 94538; USA TEL:(510) 319-4000 FAX:(510) 661-0888

This report shall not be reproduced except in full, without the written approval of UL Verification Services Inc.

VERTICAL RESULT

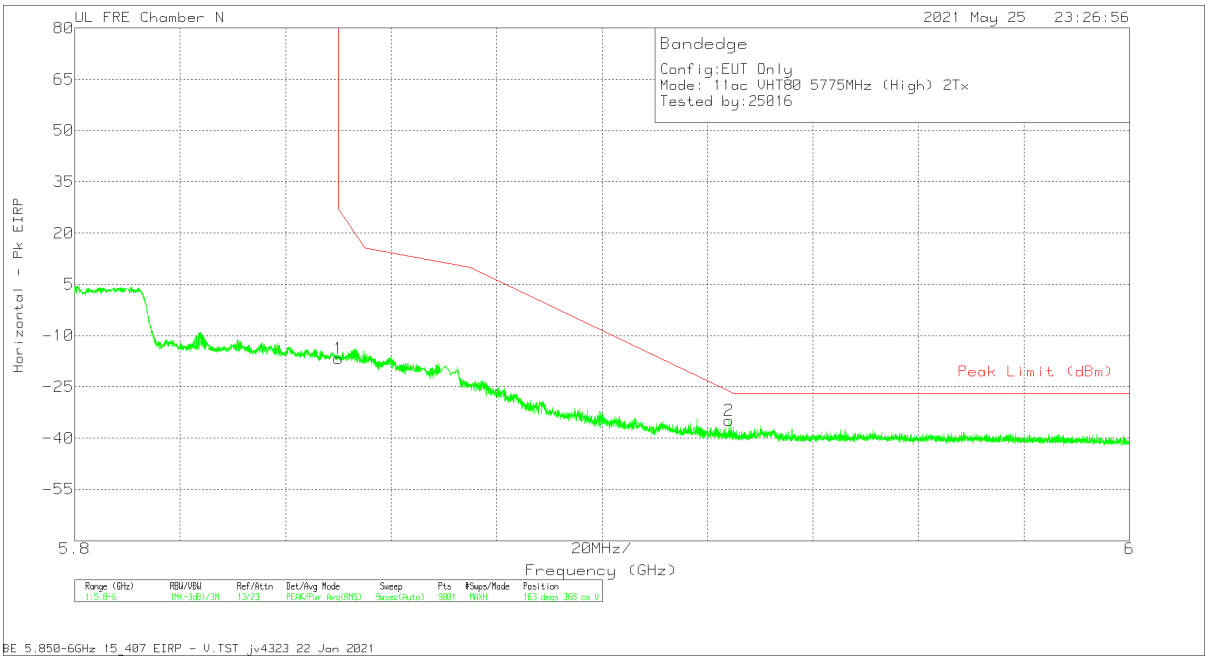

Marker	Frequency (GHz)	Meter Reading (dBm)	Det	AF PRE0213971 (dB/m)	Amp/Cbl/Fltr/Pad (dB)	Conversion Factor (dB)	Corrected Reading EIRP	Peak Limit (dBm)	PK Margin (dB)	Azimuth (Degs)	Height (cm)	Polarity
1	5.85002	-31.06	Pk	34.9	-32.3	11.8	-16.66	26.95	-43.61	163	368	V
2	5.92407	-49.37	Pk	35.2	-32.4	11.8	-34.77	-26.31	-8.46	163	368	V

Pk - Peak detector

UL VERIFICATION SERVICES INC.
47173 Benicia Street, Fremont, CA 94538; USA TEL:(510) 319-4000 FAX:(510) 661-0888

This report shall not be reproduced except in full, without the written approval of UL Verification Services Inc.

1.1.22. TX ABOVE 1 GHz 802.11ax HE20 MODE IN THE 5.8 GHz BAND

1TX ANTENNA 6 – 242-Tone, RU Index 61

BANDEDGE (LOW CHANNEL)

HORIZONTAL RESULT

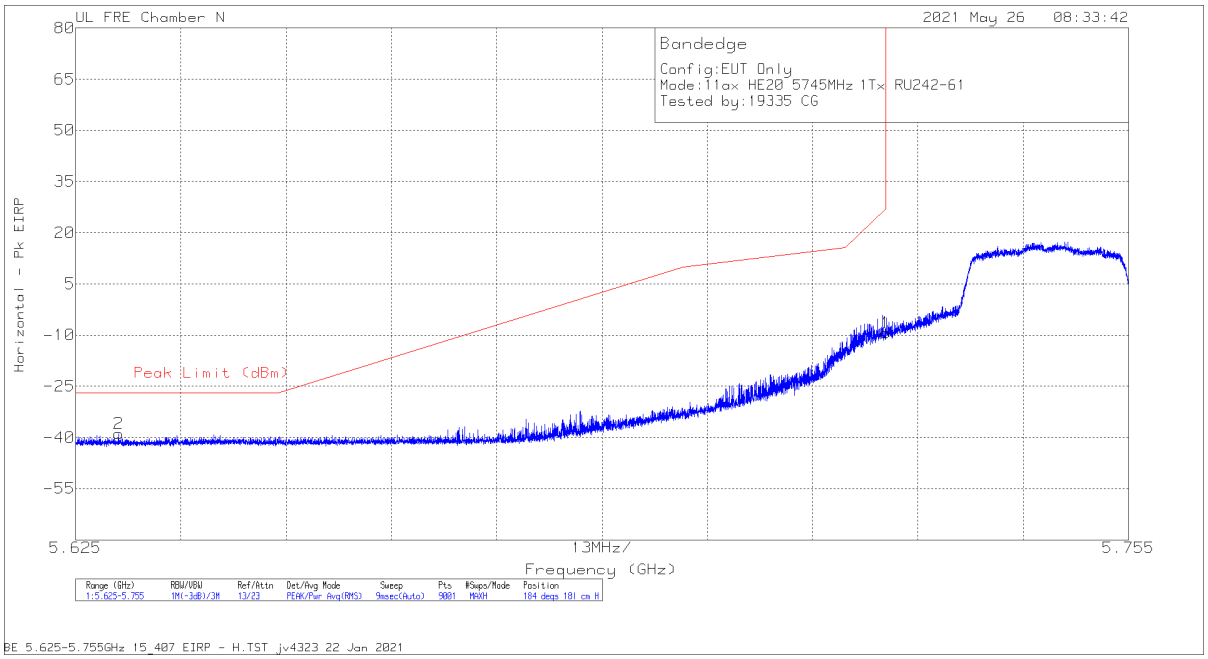

Marker	Frequency (GHz)	Meter Reading (dBm)	Det	AF PRE0213971 (dB/m)	Amp/Cbl/Fltr/ Pad (dB)	Conversion Factor (dB)	Corrected Reading EIRP	Peak Limit (dBm)	PK Margin (dB)	Azimuth (Degs)	Height (cm)	Polarity
2	5.63029	-52.42	Pk	34.5	-32.8	11.8	-38.92	-27	-11.92	184	181	H
1	5.725	-23	Pk	34.6	-32.7	11.8	-9.3	26.99	-36.29	184	181	H

Pk - Peak detector

UL VERIFICATION SERVICES INC.
47173 Benicia Street, Fremont, CA 94538; USA TEL:(510) 319-4000 FAX:(510) 661-0888

This report shall not be reproduced except in full, without the written approval of UL Verification Services Inc.

VERTICAL RESULT

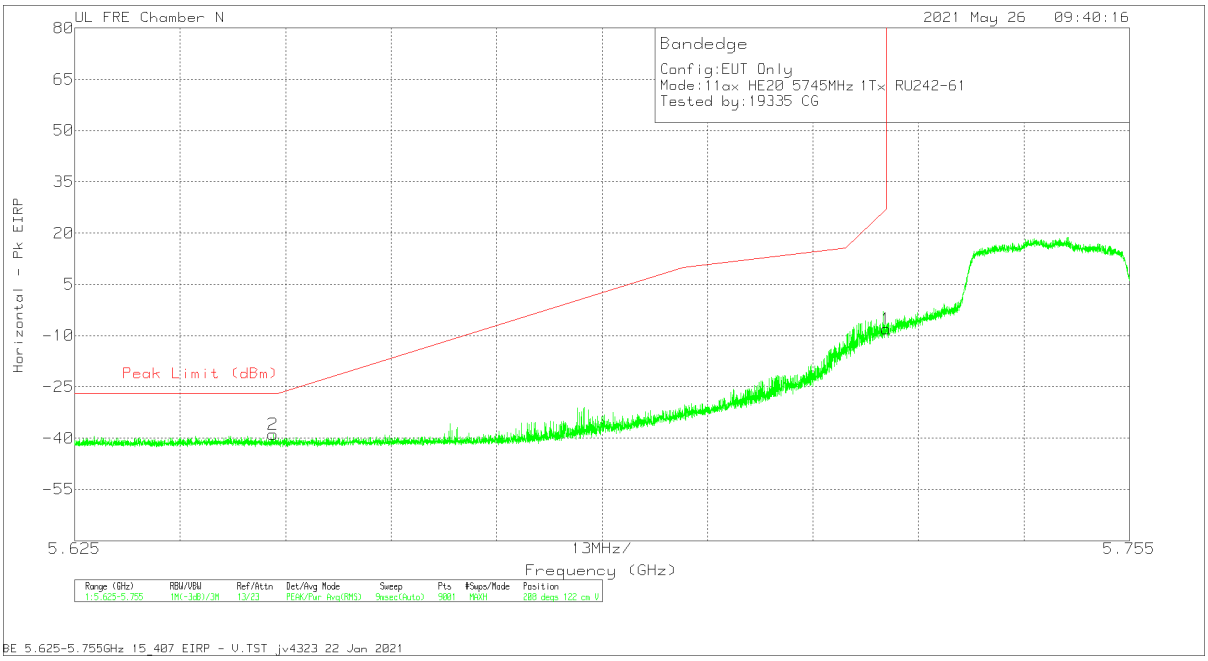

Marker	Frequency (GHz)	Meter Reading (dBm)	Det	AF PRE0213971 (dB/m)	Amp/Cbl/Fltr/ Pad (dB)	Conversion Factor (dB)	Corrected Reading EIRP	Peak Limit (dBm)	PK Margin (dB)	Azimuth (Degs)	Height (cm)	Polarity
2	5.64944	-52.56	Pk	34.6	-32.8	11.8	-38.96	-27	-11.96	208	122	V
1	5.725	-21.73	Pk	34.6	-32.7	11.8	-8.03	26.99	-35.02	208	122	V

Pk - Peak detector

UL VERIFICATION SERVICES INC.
47173 Benicia Street, Fremont, CA 94538; USA TEL:(510) 319-4000 FAX:(510) 661-0888

This report shall not be reproduced except in full, without the written approval of UL Verification Services Inc.

BANDEDGE (HIGH CHANNEL)

HORIZONTAL RESULT

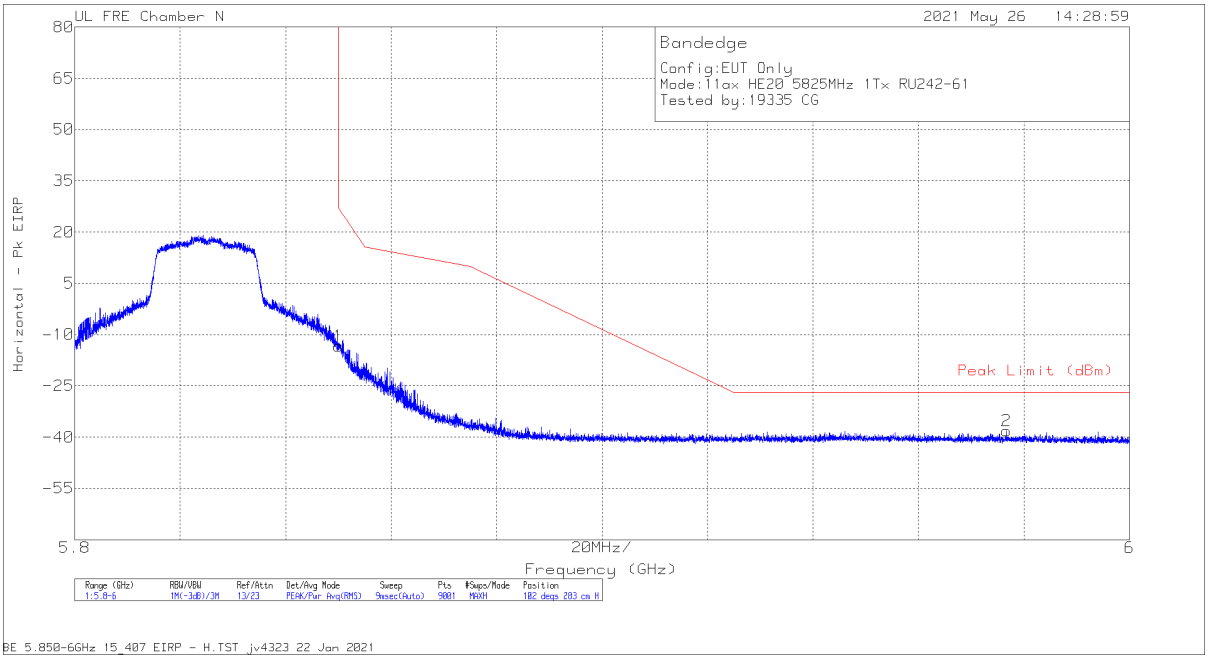

Marker	Frequency (GHz)	Meter Reading (dBm)	Det	AF PRE0213971 (dB/m)	Amp/Cbl/Fltr/Pad (dB)	Conversion Factor (dB)	Corrected Reading EIRP	Peak Limit (dBm)	PK Margin (dB)	Azimuth (Degs)	Height (cm)	Polarity
1	5.85002	-27.78	Pk	34.9	-32.3	11.8	-13.38	26.95	-40.33	102	283	H
2	5.97671	-53.1	Pk	35.3	-32.1	11.8	-38.1	-27	-11.1	102	283	H

Pk - Peak detector

UL VERIFICATION SERVICES INC.
47173 Benicia Street, Fremont, CA 94538; USA TEL:(510) 319-4000 FAX:(510) 661-0888

This report shall not be reproduced except in full, without the written approval of UL Verification Services Inc.

VERTICAL RESULT

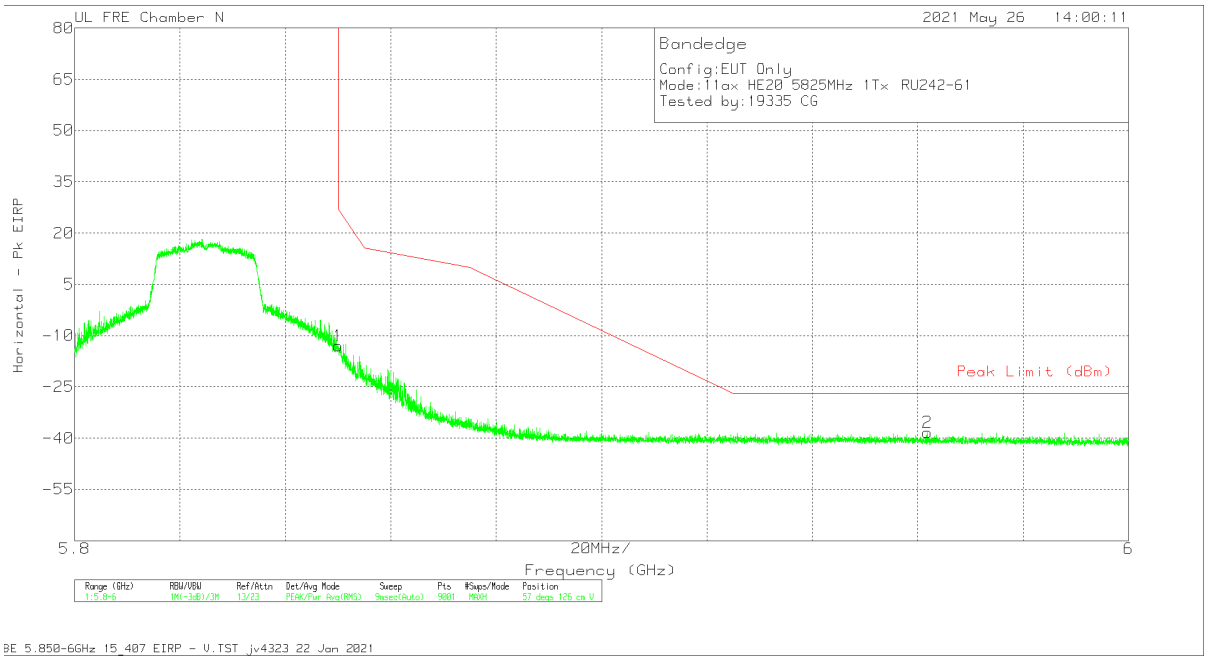

Marker	Frequency (GHz)	Meter Reading (dBm)	Det	AF PRE0213971 (dB/m)	Amp/Cbl/Fltr/ Pad (dB)	Conversion Factor (dB)	Corrected Reading EIRP	Peak Limit (dBm)	PK Margin (dB)	Azimuth (Degs)	Height (cm)	Polarity
1	5.85002	-27.45	Pk	34.9	-32.3	11.8	-13.05	26.95	-40	57	126	V
2	5.96189	-53.24	Pk	35.3	-32.2	11.8	-38.34	-27	-11.34	57	126	V

Pk - Peak detector

UL VERIFICATION SERVICES INC.
47173 Benicia Street, Fremont, CA 94538; USA TEL:(510) 319-4000 FAX:(510) 661-0888

This report shall not be reproduced except in full, without the written approval of UL Verification Services Inc.

1TX ANTENNA 6 – 26-Tone, RU Index 0

BANDEDGE (LOW CHANNEL)

HORIZONTAL RESULT

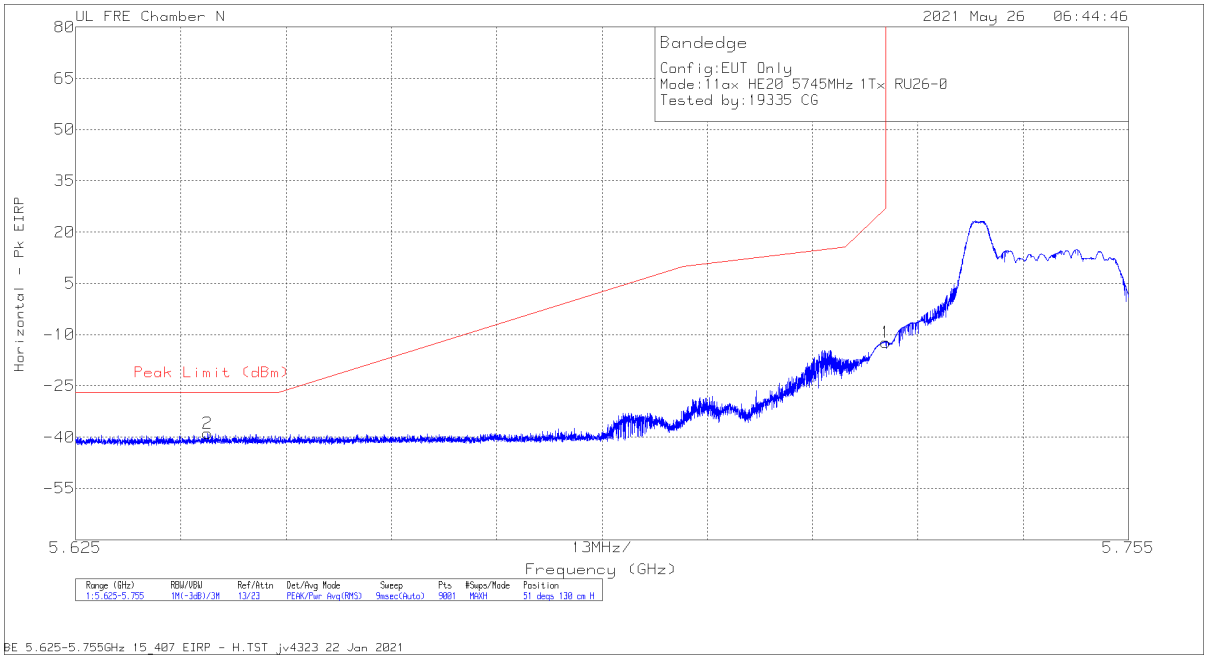

Marker	Frequency (GHz)	Meter Reading (dBm)	Det	AF PRE0213971 (dB/m)	Amp/Cbl/Fltr/ Pad (dB)	Conversion Factor (dB)	Corrected Reading EIRP	Peak Limit (dBm)	PK Margin (dB)	Azimuth (Degs)	Height (cm)	Polarity
2	5.64132	-52.45	Pk	34.6	-32.8	11.8	-38.85	-27	-11.85	51	130	H
1	5.725	-25.93	Pk	34.6	-32.7	11.8	-12.23	26.99	-39.22	51	130	H

Pk - Peak detector

UL VERIFICATION SERVICES INC.
47173 Benicia Street, Fremont, CA 94538; USA TEL:(510) 319-4000 FAX:(510) 661-0888
This report shall not be reproduced except in full, without the written approval of UL Verification Services Inc.

VERTICAL RESULT

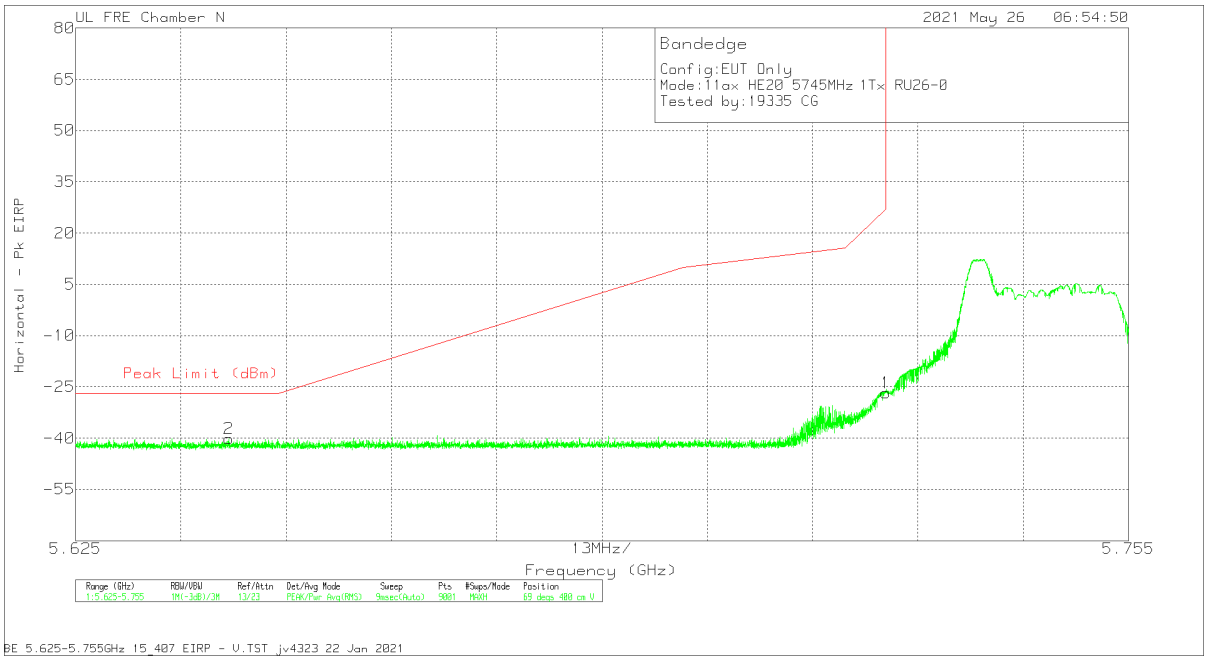

Marker	Frequency (GHz)	Meter Reading (dBm)	Det	AF PRE0213971 (dB/m)	Amp/Cbl/Fltr/ Pad (dB)	Conversion Factor (dB)	Corrected Reading EIRP	Peak Limit (dBm)	PK Margin (dB)	Azimuth (Degs)	Height (cm)	Polarity
2	5.64394	-53.87	Pk	34.7	-32.8	11.8	-40.17	-27	-13.17	69	400	V
1	5.725	-40.4	Pk	34.6	-32.7	11.8	-26.7	26.99	-53.69	69	400	V

Pk - Peak detector

UL VERIFICATION SERVICES INC.
47173 Benicia Street, Fremont, CA 94538; USA TEL:(510) 319-4000 FAX:(510) 661-0888

This report shall not be reproduced except in full, without the written approval of UL Verification Services Inc.

1TX ANTENNA 6 – 26-Tone, RU Index 8

BANDEDGE (HIGH CHANNEL)

HORIZONTAL RESULT

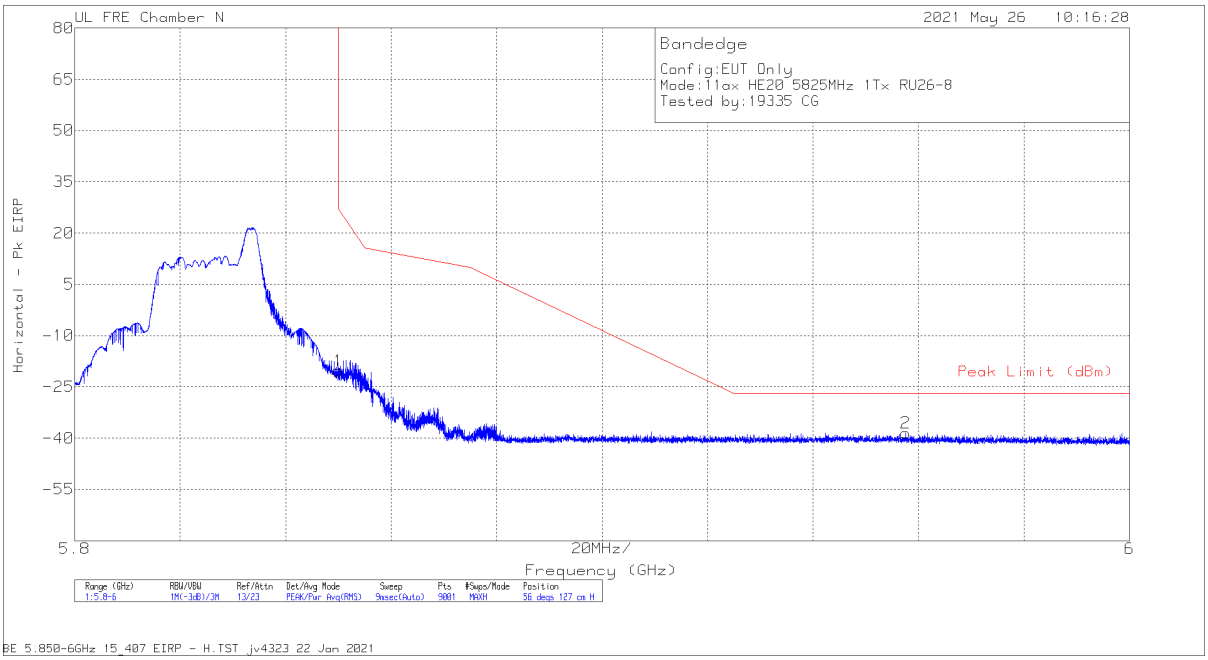

Marker	Frequency (GHz)	Meter Reading (dBm)	Det	AF PRE0213971 (dB/m)	Amp/Cbl/Fltr/ Pad (dB)	Conversion Factor (dB)	Corrected Reading EIRP	Peak Limit (dBm)	PK Margin (dB)	Azimuth (Degs)	Height (cm)	Polarity
1	5.85002	-34.77	Pk	34.9	-32.3	11.8	-20.37	26.95	-47.32	56	127	H
2	5.95753	-53.3	Pk	35.2	-32.2	11.8	-38.5	-27	-11.5	56	127	H

Pk - Peak detector

UL VERIFICATION SERVICES INC.
47173 Benicia Street, Fremont, CA 94538; USA TEL:(510) 319-4000 FAX:(510) 661-0888

This report shall not be reproduced except in full, without the written approval of UL Verification Services Inc.

VERTICAL RESULT

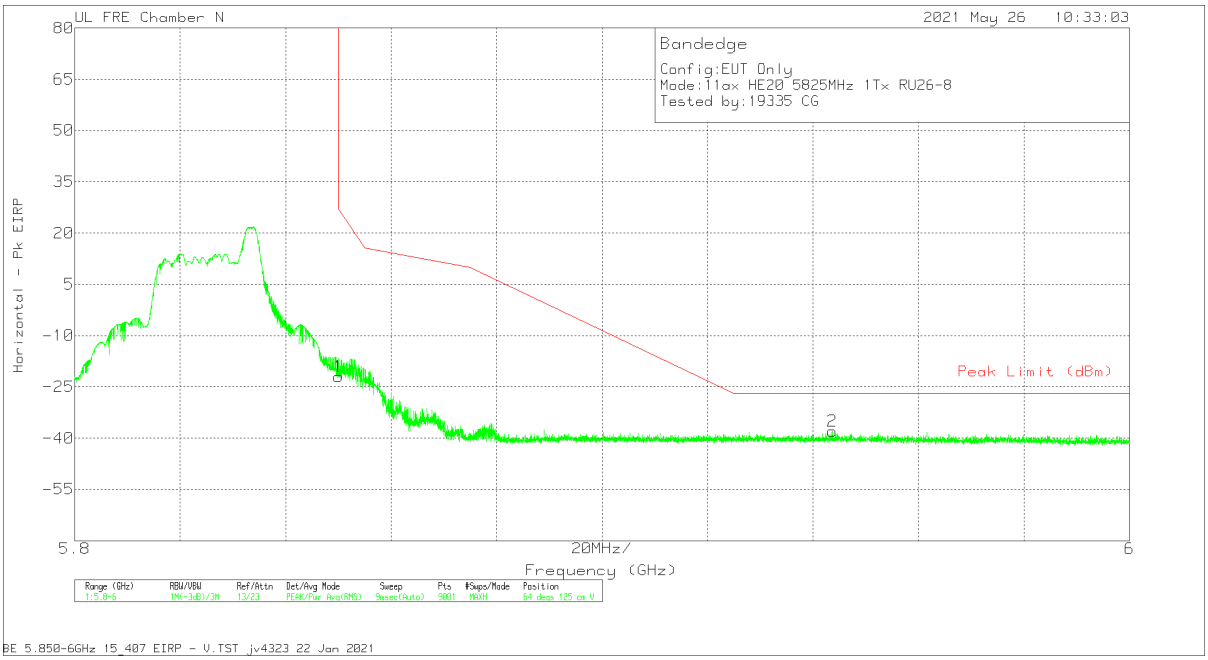

Marker	Frequency (GHz)	Meter Reading (dBm)	Det	AF PRE0213971 (dB/m)	Amp/Cbl/Fltr/ Pad (dB)	Conversion Factor (dB)	Corrected Reading EIRP	Peak Limit (dBm)	PK Margin (dB)	Azimuth (Degs)	Height (cm)	Polarity
1	5.85002	-36.46	Pk	34.9	-32.3	11.8	-22.06	26.95	-49.01	64	125	V
2	5.94362	-52.68	Pk	35.2	-32.2	11.8	-37.88	-27	-10.88	64	125	V

Pk - Peak detector

UL VERIFICATION SERVICES INC.
47173 Benicia Street, Fremont, CA 94538; USA TEL:(510) 319-4000 FAX:(510) 661-0888

This report shall not be reproduced except in full, without the written approval of UL Verification Services Inc.

1TX ANTENNA 5 – 242-Tone, RU Index 61

BANDEDGE (LOW CHANNEL)

HORIZONTAL RESULT

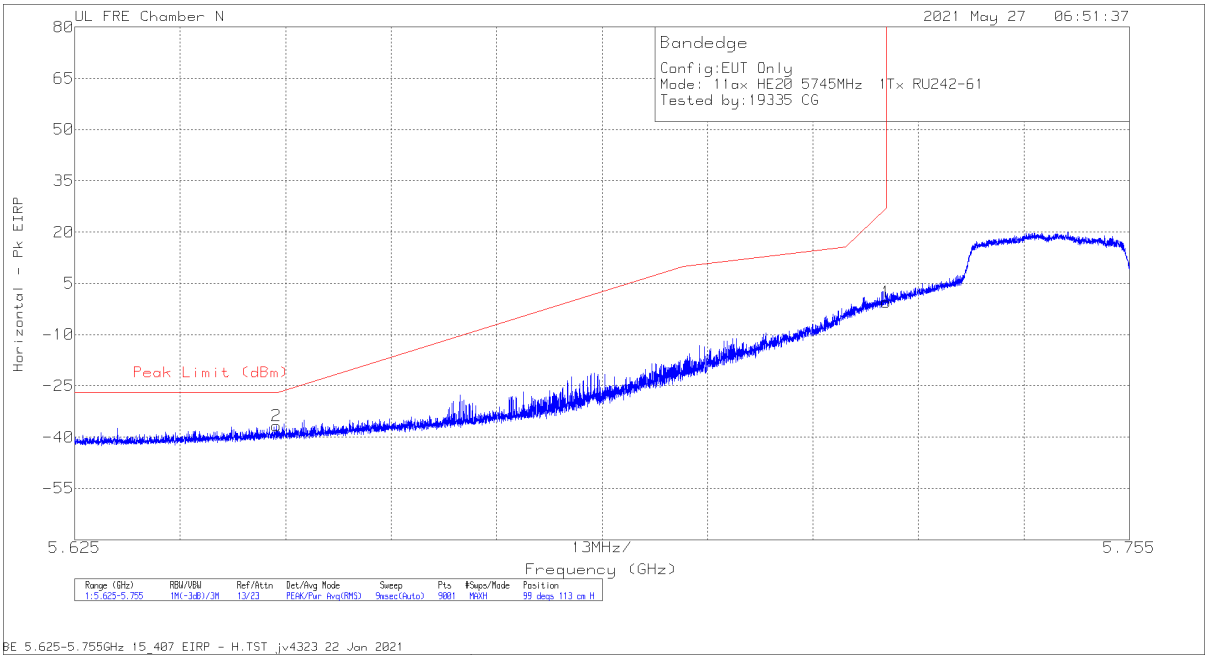

Marker	Frequency (GHz)	Meter Reading (dBm)	Det	AF PRE0213971 (dB/m)	Amp/Cbl/Fltr/ Pad (dB)	Conversion Factor (dB)	Corrected Reading EIRP	Peak Limit (dBm)	PK Margin (dB)	Azimuth (Degs)	Height (cm)	Polarity
2	5.64989	-50.2	Pk	34.6	-32.8	11.8	-36.6	-27	-9.6	99	113	H
1	5.725	-14.18	Pk	34.6	-32.7	11.8	-.48	26.99	-27.47	99	113	H

Pk - Peak detector

UL VERIFICATION SERVICES INC.
47173 Benicia Street, Fremont, CA 94538; USA TEL:(510) 319-4000 FAX:(510) 661-0888

This report shall not be reproduced except in full, without the written approval of UL Verification Services Inc.

VERTICAL RESULT

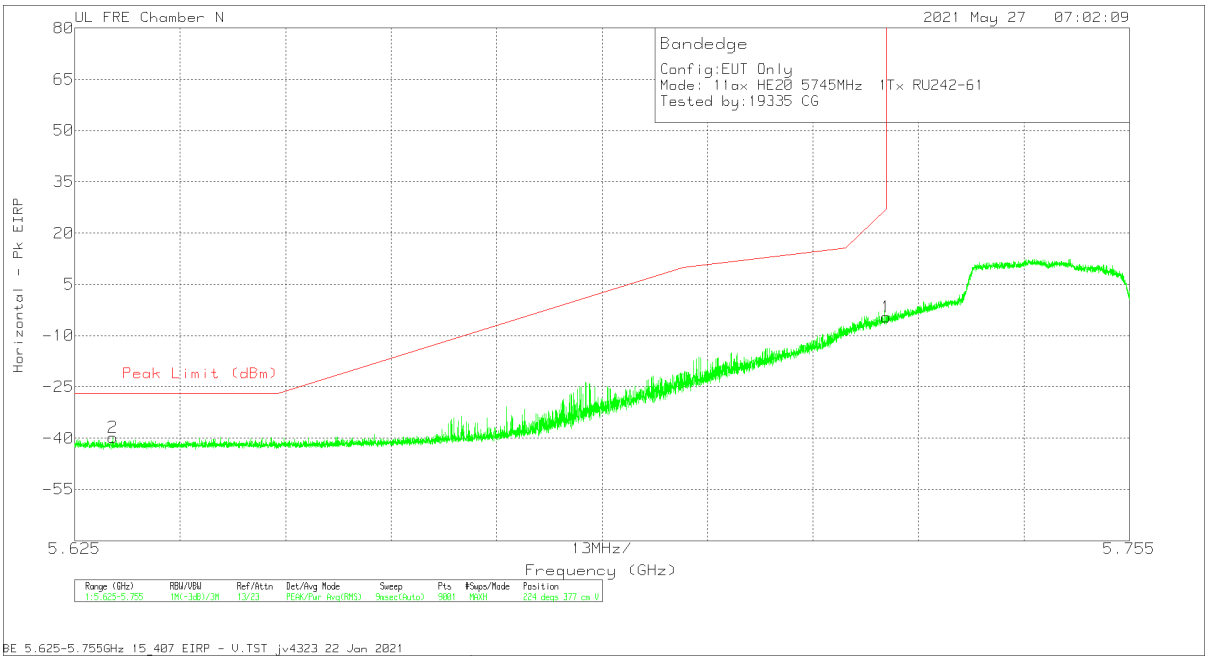

Marker	Frequency (GHz)	Meter Reading (dBm)	Det	AF PRE0213971 (dB/m)	Amp/Cbl/Fltr/ Pad (dB)	Conversion Factor (dB)	Corrected Reading EIRP	Peak Limit (dBm)	PK Margin (dB)	Azimuth (Degs)	Height (cm)	Polarity
2	5.62971	-53.4	Pk	34.6	-32.8	11.8	-39.8	-27	-12.8	224	377	V
1	5.725	-18.18	Pk	34.6	-32.7	11.8	-4.48	26.99	-31.47	224	377	V

Pk - Peak detector

UL VERIFICATION SERVICES INC.
47173 Benicia Street, Fremont, CA 94538; USA TEL:(510) 319-4000 FAX:(510) 661-0888

This report shall not be reproduced except in full, without the written approval of UL Verification Services Inc.

BANDEDGE (HIGH CHANNEL)

HORIZONTAL RESULT

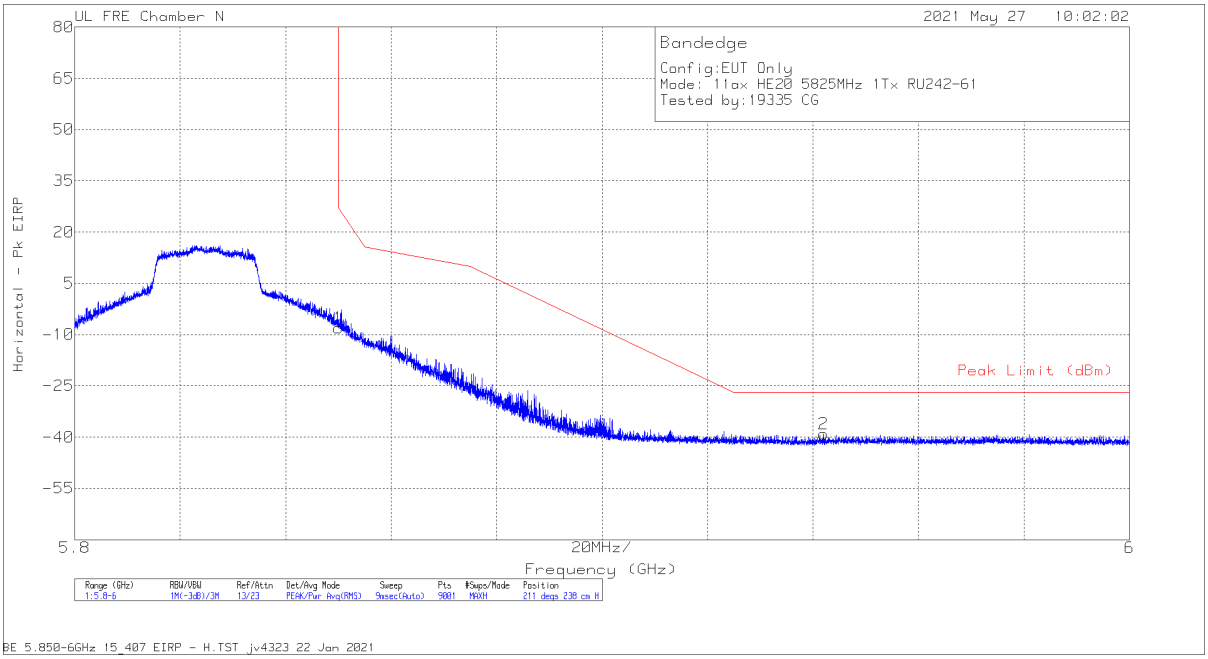

Marker	Frequency (GHz)	Meter Reading (dBm)	Det	AF PRE0213971 (dB/m)	Amp/Cbl/Fltr/ Pad (dB)	Conversion Factor (dB)	Corrected Reading EIRP	Peak Limit (dBm)	PK Margin (dB)	Azimuth (Degs)	Height (cm)	Polarity
1	5.85002	-22.44	Pk	34.9	-32.3	11.8	-8.04	26.95	-34.99	211	238	H
2	5.94195	-53.69	Pk	35.2	-32.3	11.8	-38.99	-27	-11.99	211	238	H

Pk - Peak detector

UL VERIFICATION SERVICES INC.
47173 Benicia Street, Fremont, CA 94538; USA TEL:(510) 319-4000 FAX:(510) 661-0888

This report shall not be reproduced except in full, without the written approval of UL Verification Services Inc.

VERTICAL RESULT

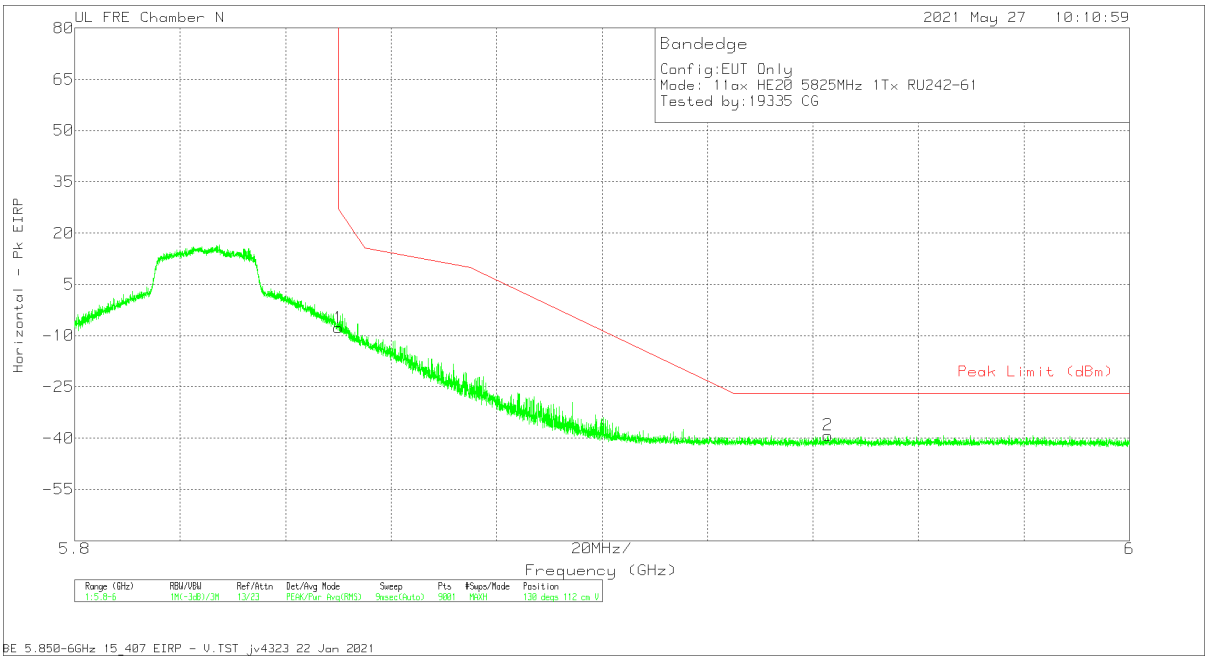

Marker	Frequency (GHz)	Meter Reading (dBm)	Det	AF PRE0213971 (dB/m)	Amp/Cbl/Fltr/ Pad (dB)	Conversion Factor (dB)	Corrected Reading EIRP	Peak Limit (dBm)	PK Margin (dB)	Azimuth (Degs)	Height (cm)	Polarity
1	5.85002	-22.15	Pk	34.9	-32.3	11.8	-7.75	26.95	-34.7	130	112	V
2	5.94289	-53.95	Pk	35.2	-32.2	11.8	-39.15	-27	-12.15	130	112	V

Pk - Peak detector

UL VERIFICATION SERVICES INC.
47173 Benicia Street, Fremont, CA 94538; USA TEL:(510) 319-4000 FAX:(510) 661-0888

This report shall not be reproduced except in full, without the written approval of UL Verification Services Inc.

1TX ANTENNA 5 – 26-Tone, RU Index 0

BANDEDGE (LOW CHANNEL)

HORIZONTAL RESULT

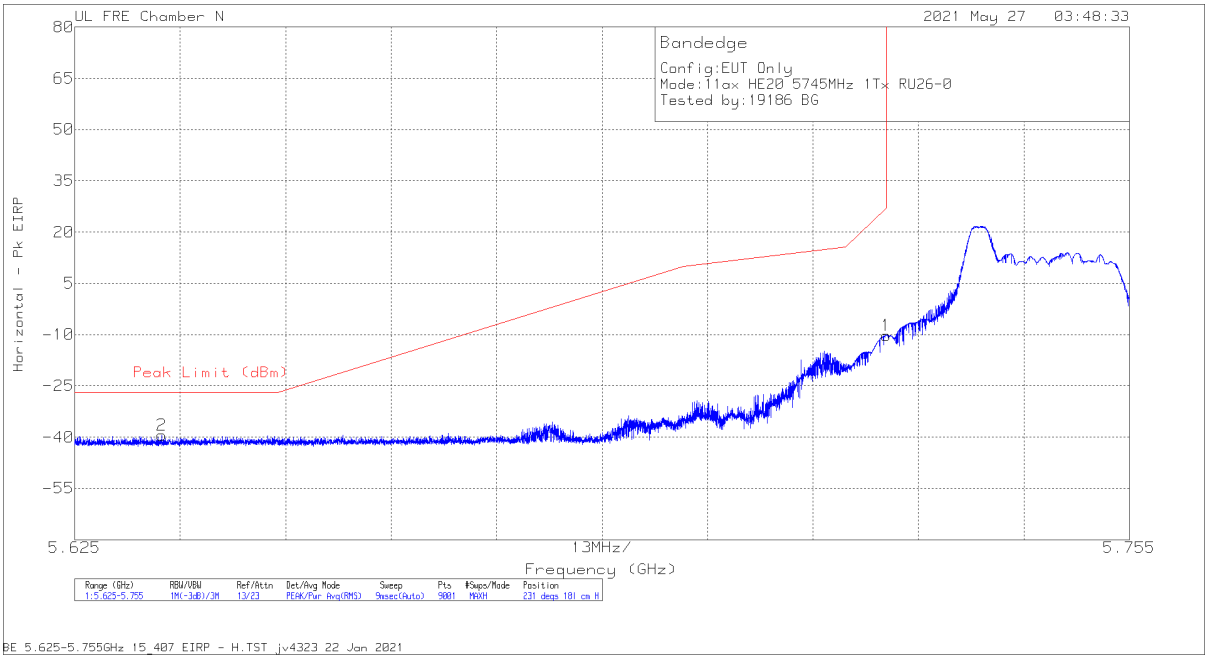

Marker	Frequency (GHz)	Meter Reading (dBm)	Det	AF PRE0213971 (dB/m)	Amp/Cbl/Fltr/Pad (dB)	Conversion Factor (dB)	Corrected Reading EIRP	Peak Limit (dBm)	PK Margin (dB)	Azimuth (Degs)	Height (cm)	Polarity
2	5.63573	-52.96	Pk	34.5	-32.8	11.8	-39.46	-27	-12.46	231	181	H
1	5.725	-23.92	Pk	34.6	-32.7	11.8	-10.22	26.99	-37.21	231	181	H

Pk - Peak detector

UL VERIFICATION SERVICES INC.
47173 Benicia Street, Fremont, CA 94538; USA TEL:(510) 319-4000 FAX:(510) 661-0888

This report shall not be reproduced except in full, without the written approval of UL Verification Services Inc.

VERTICAL RESULT

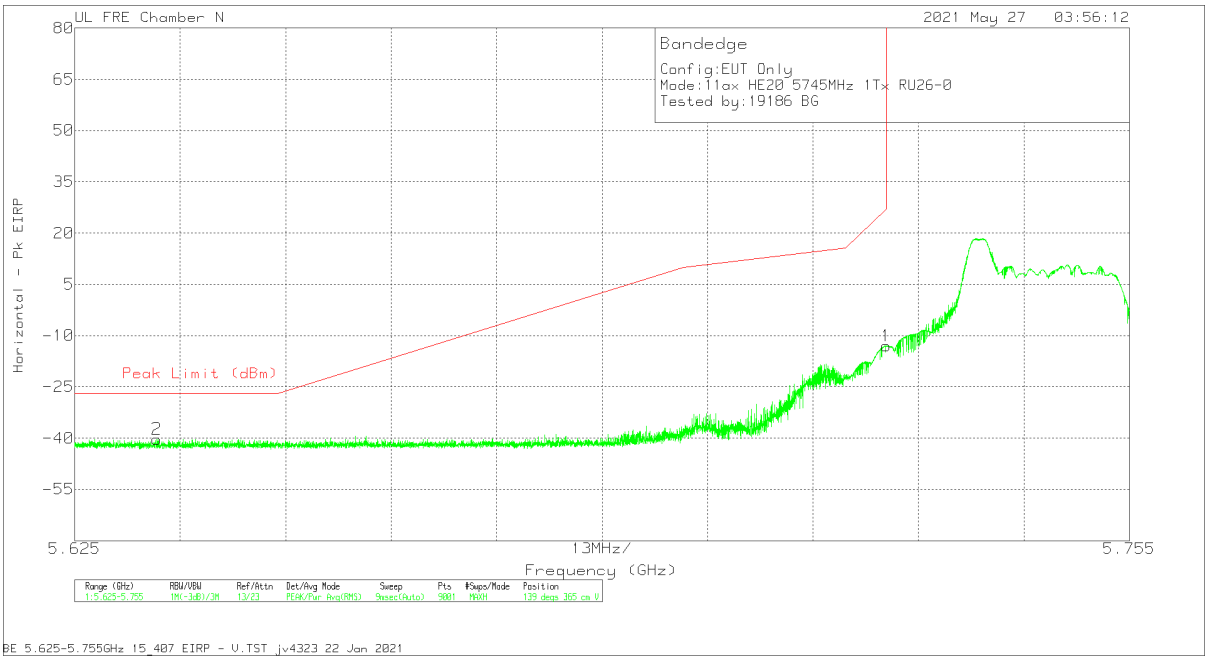

Marker	Frequency (GHz)	Meter Reading (dBm)	Det	AF PRE0213971 (dB/m)	Amp/Cbl/Fltr/Pad (dB)	Conversion Factor (dB)	Corrected Reading EIRP	Peak Limit (dBm)	PK Margin (dB)	Azimuth (Degs)	Height (cm)	Polarity
2	5.63513	-53.76	Pk	34.5	-32.8	11.8	-40.26	-27	-13.26	139	365	V
1	5.725	-26.73	Pk	34.6	-32.7	11.8	-13.03	26.99	-40.02	139	365	V

Pk - Peak detector

UL VERIFICATION SERVICES INC.
47173 Benicia Street, Fremont, CA 94538; USA TEL:(510) 319-4000 FAX:(510) 661-0888

This report shall not be reproduced except in full, without the written approval of UL Verification Services Inc.

1TX ANTENNA 5 – 26-Tone, RU Index 8

BANDEDGE (HIGH CHANNEL)

HORIZONTAL RESULT

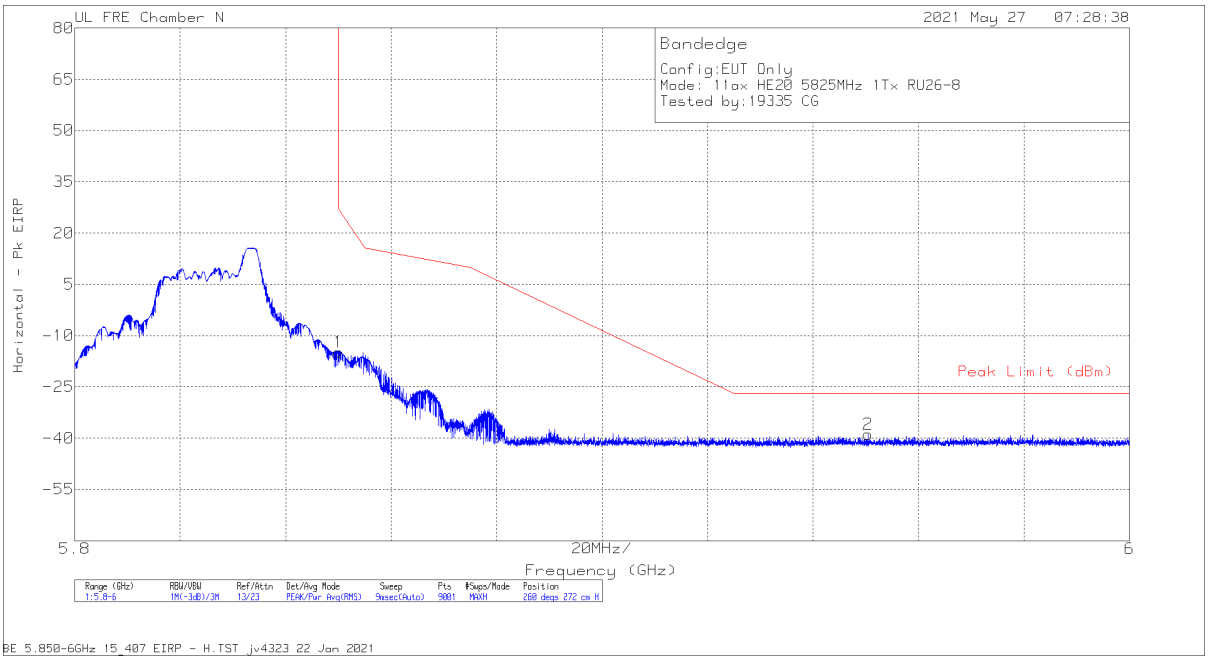

Marker	Frequency (GHz)	Meter Reading (dBm)	Det	AF PRE0213971 (dB/m)	Amp/Cbl/Fltr/ Pad (dB)	Conversion Factor (dB)	Corrected Reading EIRP	Peak Limit (dBm)	PK Margin (dB)	Azimuth (Degs)	Height (cm)	Polarity
1	5.85002	-29.18	Pk	34.9	-32.3	11.8	-14.78	26.95	-41.73	260	272	H
2	5.95042	-53.66	Pk	35.2	-32.3	11.8	-38.96	-27	-11.96	260	272	H

Pk - Peak detector

UL VERIFICATION SERVICES INC.
47173 Benicia Street, Fremont, CA 94538; USA TEL:(510) 319-4000 FAX:(510) 661-0888

This report shall not be reproduced except in full, without the written approval of UL Verification Services Inc.

VERTICAL RESULT

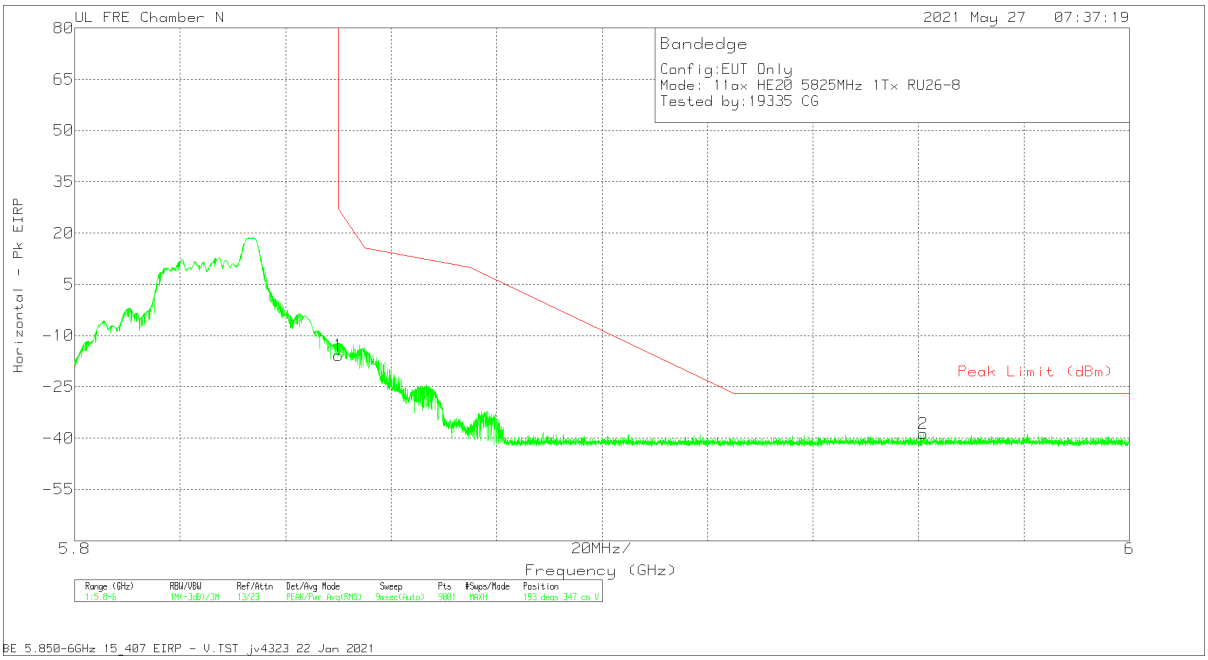

Marker	Frequency (GHz)	Meter Reading (dBm)	Det	AF PRE0213971 (dB/m)	Amp/Cbl/Fltr/ Pad (dB)	Conversion Factor (dB)	Corrected Reading EIRP	Peak Limit (dBm)	PK Margin (dB)	Azimuth (Degs)	Height (cm)	Polarity
1	5.85002	-30.18	Pk	34.9	-32.3	11.8	-15.78	26.95	-42.73	193	347	V
2	5.96091	-53.61	Pk	35.3	-32.2	11.8	-38.71	-27	-11.71	193	347	V

Pk - Peak detector

UL VERIFICATION SERVICES INC.
47173 Benicia Street, Fremont, CA 94538; USA TEL:(510) 319-4000 FAX:(510) 661-0888

This report shall not be reproduced except in full, without the written approval of UL Verification Services Inc.

2TX ANTENNA 6 + ANTENNA 5 OFDMA MODE – 242-Tone, RU Index 61

BANDEDGE (LOW CHANNEL)

HORIZONTAL RESULT

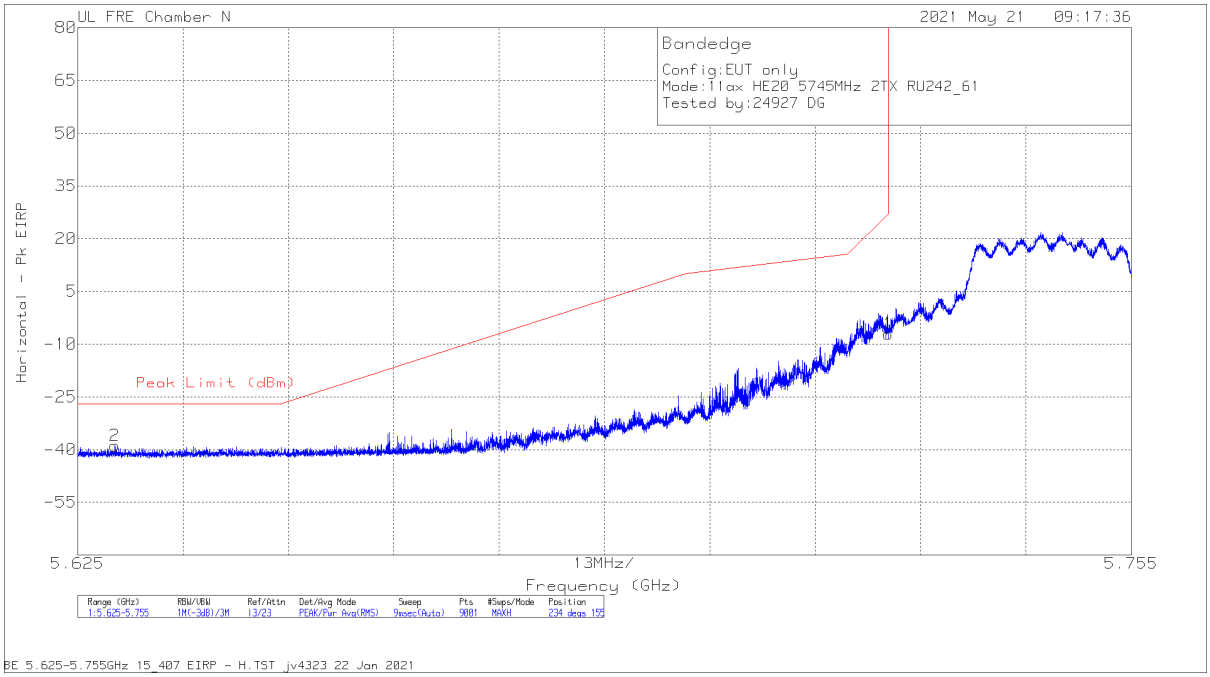

Marker	Frequency (GHz)	Meter Reading (dBm)	Det	AF PRE0213 971 (dB/m)	Amp/Cbl/Filtr/Pad (dB)	Conversion Factor (dB)	Corrected Reading EIRP	Peak Limit (dBm)	PK Margin (dB)	Azimuth (Degs)	Height (cm)	Polarity
1	5.725	-20.8	Pk	34.6	-32.7	11.8	-7.1	26.99	-34.09	234	155	H
2	5.62961	-52.48	Pk	34.6	-32.8	11.8	-38.88	-27	-11.88	234	155	H

Pk - Peak detector

UL VERIFICATION SERVICES INC.
47173 Benicia Street, Fremont, CA 94538; USA TEL:(510) 319-4000 FAX:(510) 661-0888

This report shall not be reproduced except in full, without the written approval of UL Verification Services Inc.

VERTICAL RESULT

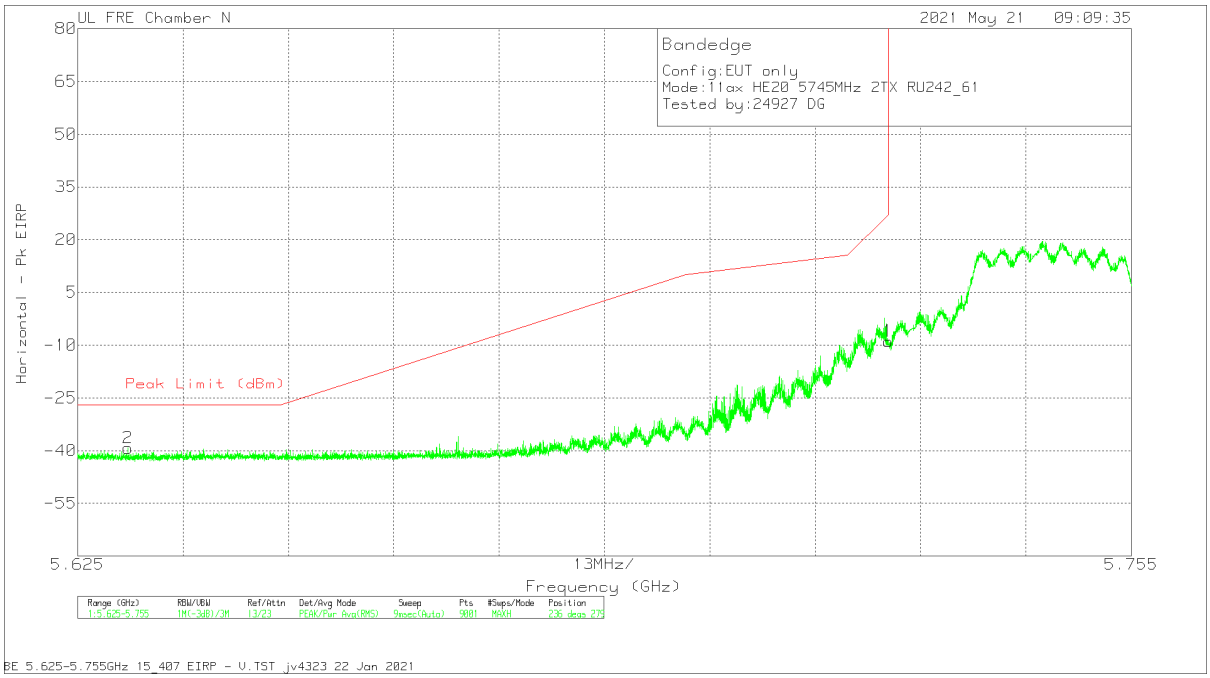

Marker	Frequency (GHz)	Meter Reading (dBm)	Det	AF PRE0213971 (dB/m)	Amp/Cbl/Fltr/Pad (dB)	Conversion Factor (dB)	Corrected Reading EIRP	Peak Limit (dBm)	PK Margin (dB)	Azimuth (Degs)	Height (cm)	Polarity
2	5.63121	-52.75	Pk	34.5	-32.8	11.8	-39.25	-27	-12.25	236	279	V
1	5.725	-22.62	Pk	34.6	-32.7	11.8	-8.92	26.99	-35.91	236	279	V

Pk - Peak detector

UL VERIFICATION SERVICES INC.
47173 Benicia Street, Fremont, CA 94538; USA TEL:(510) 319-4000 FAX:(510) 661-0888

This report shall not be reproduced except in full, without the written approval of UL Verification Services Inc.

BANDEDGE (HIGH CHANNEL)

HORIZONTAL RESULT

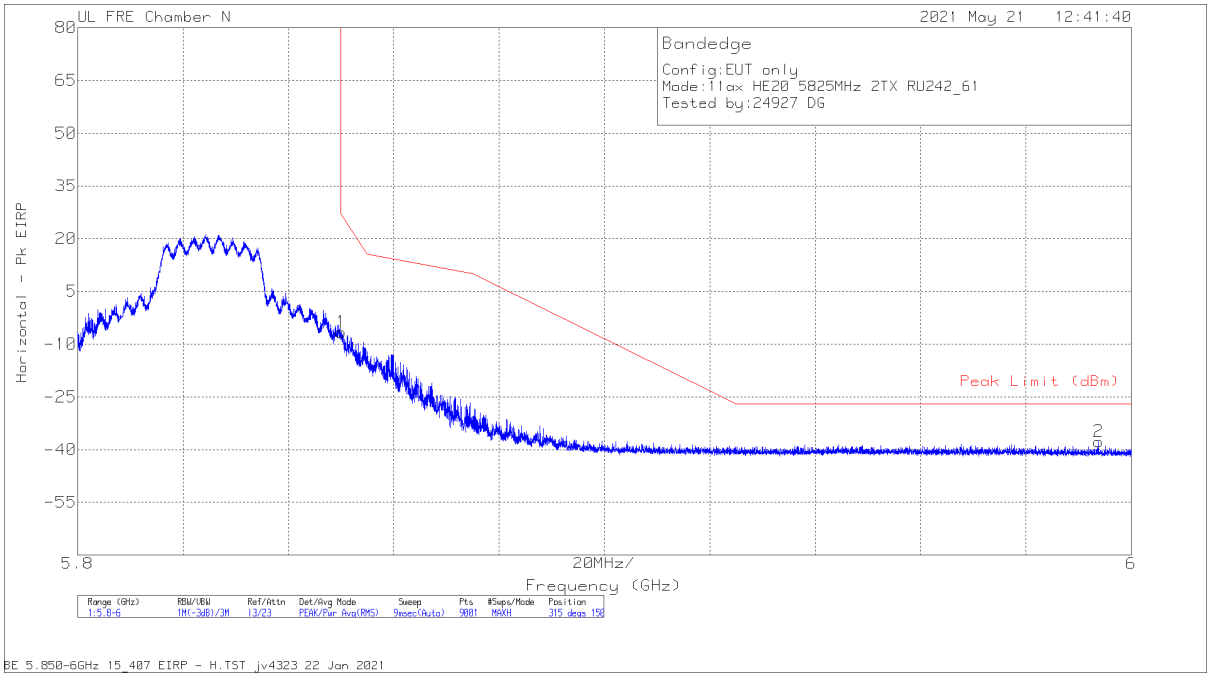

Marker	Frequency (GHz)	Meter Reading (dBm)	Det	AF PRE0213971 (dB/m)	Amp/Cbl/Fltr/Pad (dB)	Conversion Factor (dB)	Corrected Reading EIRP	Peak Limit (dBm)	PK Margin (dB)	Azimuth (Degs)	Height (cm)	Polarity
1	5.85002	-20.98	Pk	34.9	-32.3	11.8	-6.58	26.95	-33.53	315	150	H
2	5.9938	-52.63	Pk	35.3	-32.2	11.8	-37.73	-27	-10.73	315	150	H

Pk - Peak detector

UL VERIFICATION SERVICES INC.
47173 Benicia Street, Fremont, CA 94538; USA TEL:(510) 319-4000 FAX:(510) 661-0888

This report shall not be reproduced except in full, without the written approval of UL Verification Services Inc.

VERTICAL RESULT

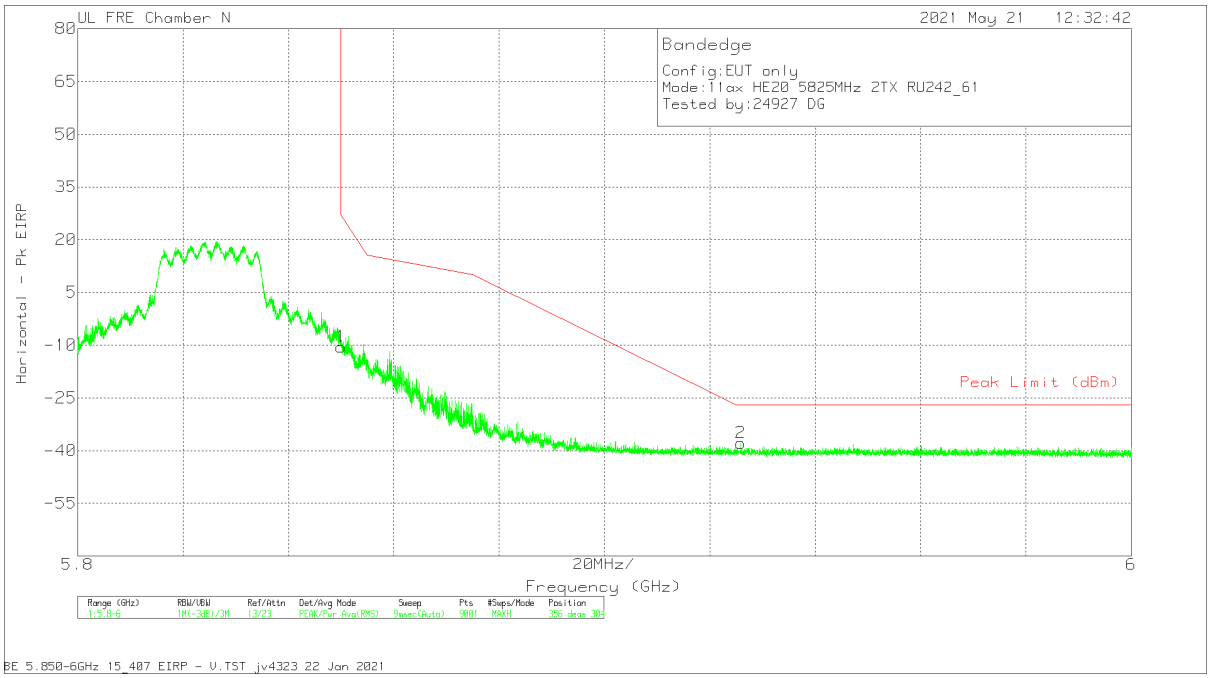

Marker	Frequency (GHz)	Meter Reading (dBm)	Det	AF PRE0213971 (dB/m)	Amp/Cbl/Fltr/Pad (dB)	Conversion Factor (dB)	Corrected Reading EIRP	Peak Limit (dBm)	PK Margin (dB)	Azimuth (Degs)	Height (cm)	Polarity
1	5.85002	-24.93	Pk	34.9	-32.3	11.8	-10.53	26.95	-37.48	356	304	V
2	5.92587	-52.45	Pk	35.2	-32.4	11.8	-37.85	-27	-10.85	356	304	V

Pk - Peak detector

UL VERIFICATION SERVICES INC.
47173 Benicia Street, Fremont, CA 94538; USA TEL:(510) 319-4000 FAX:(510) 661-0888

This report shall not be reproduced except in full, without the written approval of UL Verification Services Inc.

HARMONICS AND SPURIOUS EMISSIONS

LOW CHANNEL RESULTS

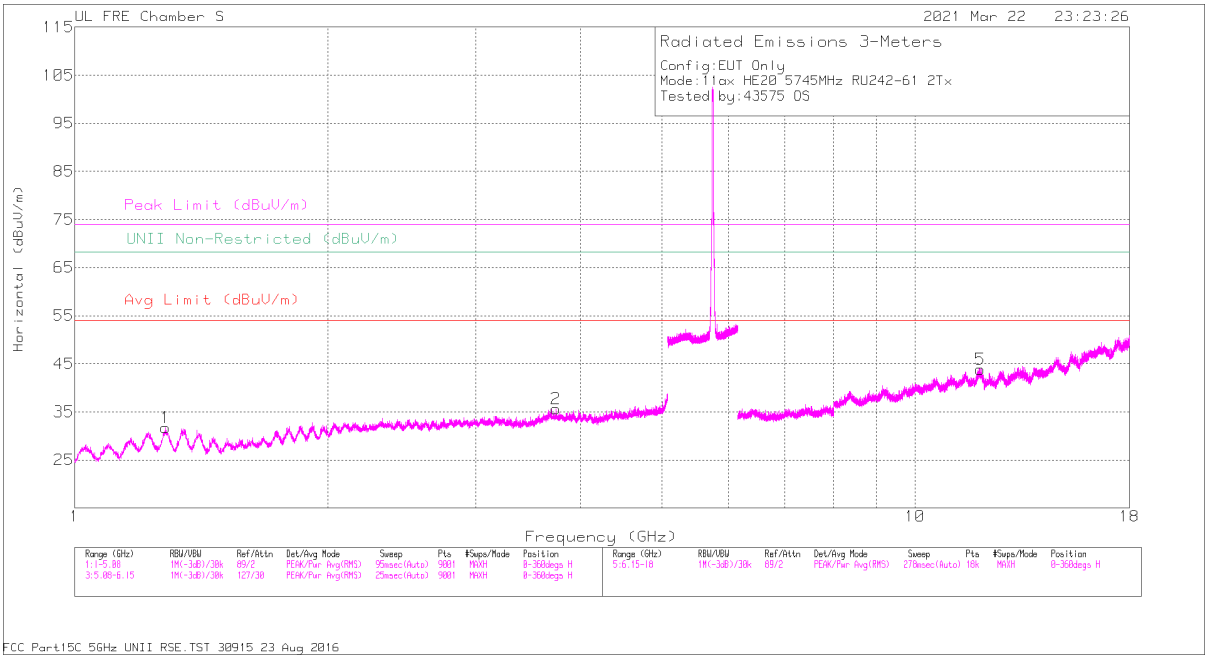

HORIZONTAL

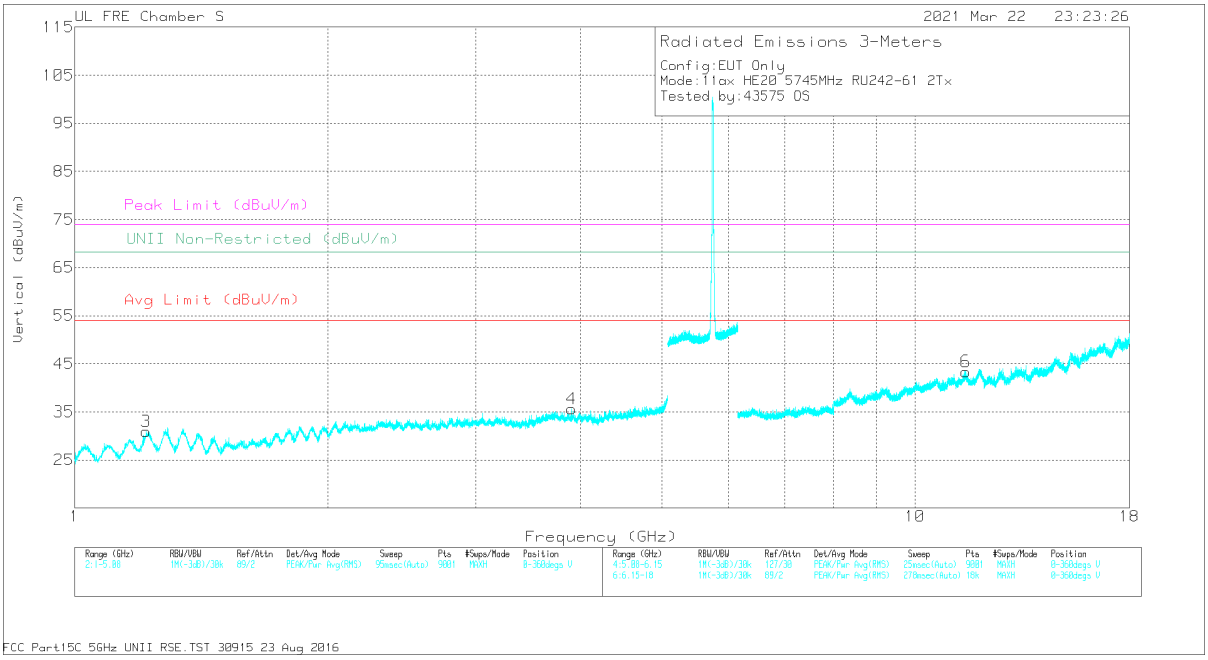

VERTICAL

UL VERIFICATION SERVICES INC.
47173 Benicia Street, Fremont, CA 94538; USA TEL:(510) 319-4000 FAX:(510) 661-0888

This report shall not be reproduced except in full, without the written approval of UL Verification Services Inc.

RADIATED EMISSIONS

Marker	Frequency (GHz)	Meter Reading (dBuV)	Det	AF PRE0213833 (dB/m)	Amp/Cbl/Fltr/Pad (dB)	Corrected Reading (dBuV/m)	Avg Limit (dBuV/m)	Margin (dB)	Peak Limit (dBuV/m)	PK Margin (dB)	UNII Non-Restricted (dBuV/m)	PK Margin (dB)	Azimuth (Degs)	Height (cm)	Polarity
1	* 1.2832	57.51	PK-U	29.1	-45.2	41.41	-	-	74	-32.59	-	-	0	100	H
	* 1.28176	46	ADR	29.1	-45.1	30	54	-24	-	-	-	-	0	100	H
2	* 3.73745	52.11	PK-U	33.5	-40.7	44.91	-	-	74	-29.09	-	-	0	100	H
	* 3.73678	40.42	ADR	33.5	-40.7	33.22	54	-20.78	-	-	-	-	0	100	H
3	* 1.21673	57.53	PK-U	28.8	-45.6	40.73	-	-	74	-33.27	-	-	0	201	V
	* 1.2168	45.97	ADR	28.8	-45.6	29.17	54	-24.83	-	-	-	-	0	201	V
4	* 3.90038	51.4	PK-U	33.9	-40.6	44.7	-	-	74	-29.3	-	-	0	200	V
	* 3.90171	39.31	ADR	33.9	-40.6	32.61	54	-21.39	-	-	-	-	0	200	V
5	* 11.96005	46.25	PK-U	38.8	-34.1	50.95	-	-	74	-23.05	-	-	0	100	H
	* 11.9609	34.72	ADR	38.8	-34.1	39.42	54	-14.58	-	-	-	-	0	100	H
6	* 11.4923	46.19	PK-U	38.4	-33.6	50.99	-	-	74	-23.01	-	-	0	200	V
	* 11.49418	34.48	ADR	38.4	-33.6	39.28	54	-14.72	-	-	-	-	0	200	V

* - indicates frequency in CFR47 Pt 15 / IC RSS-Restricted Band
PK-U - U-NII: Maximum Peak
ADR - U-NII AD primary method, RMS average

UL VERIFICATION SERVICES INC.
47173 Benicia Street, Fremont, CA 94538; USA TEL:(510) 319-4000 FAX:(510) 661-0888
This report shall not be reproduced except in full, without the written approval of UL Verification Services Inc.

MID CHANNEL RESULTS

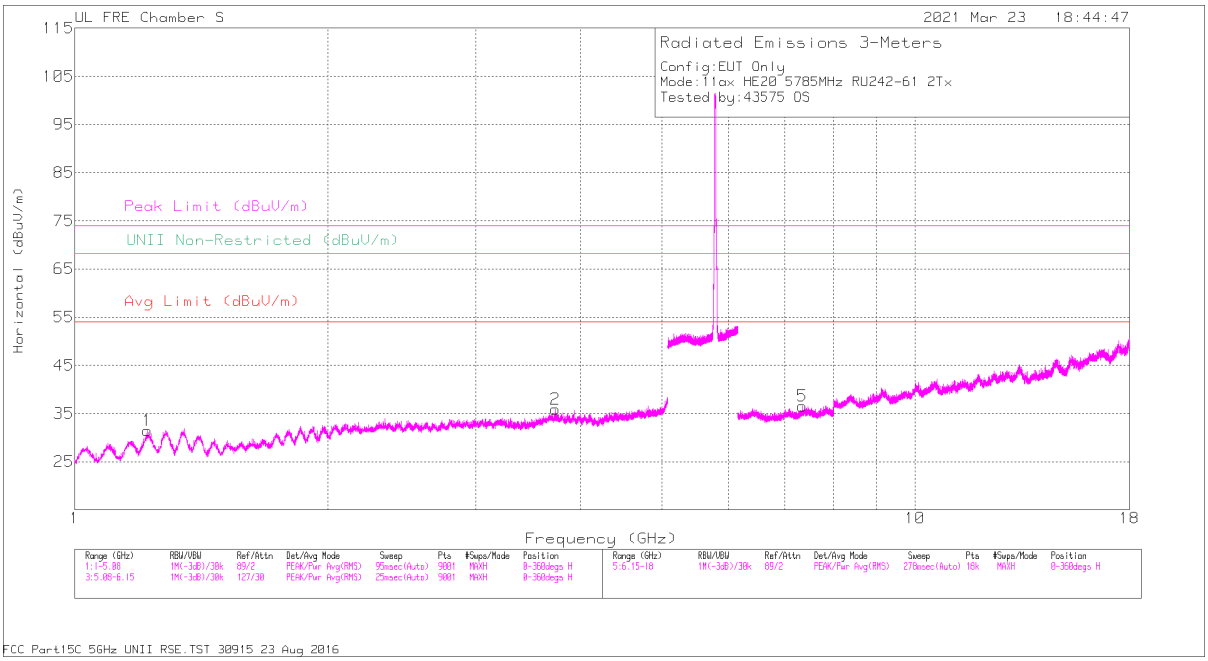

HORIZONTAL

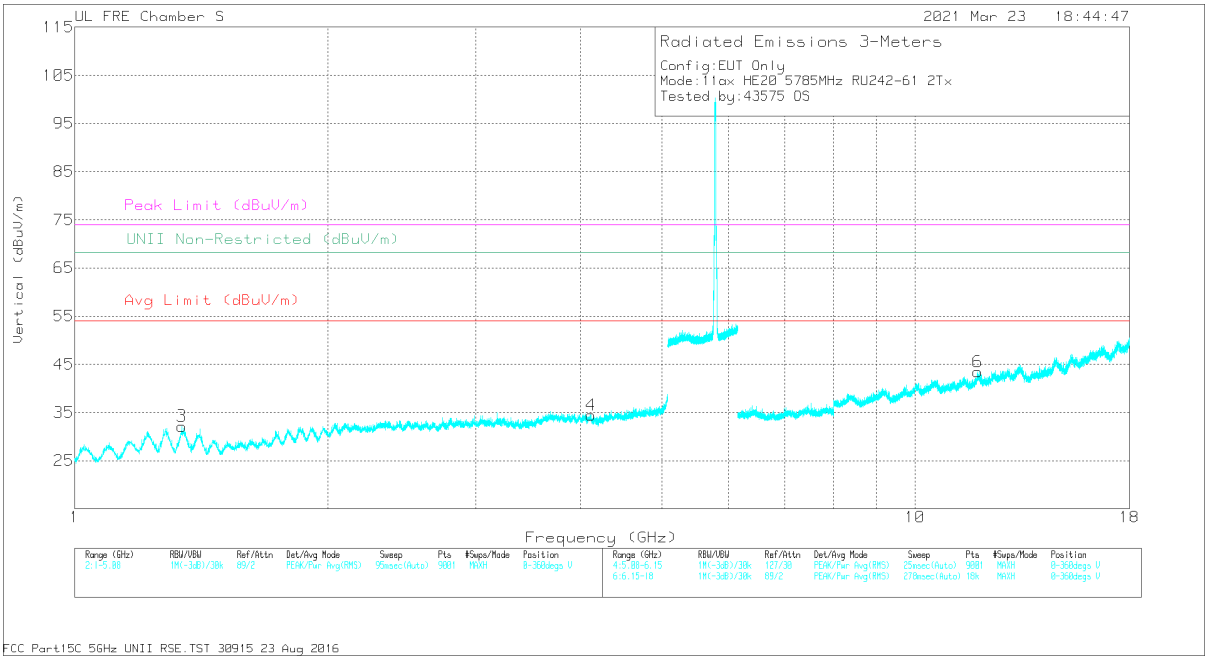

VERTICAL

UL VERIFICATION SERVICES INC.
47173 Benicia Street, Fremont, CA 94538; USA TEL:(510) 319-4000 FAX:(510) 661-0888

This report shall not be reproduced except in full, without the written approval of UL Verification Services Inc.

RADIATED EMISSIONS

Marker	Frequency (GHz)	Meter Reading (dBuV)	Det	AF PRE0213833 (dB/m)	Amp/Cbl/Fltr/Pad (dB)	Corrected Reading (dBuV/m)	Avg Limit (dBuV/m)	Margin (dB)	Peak Limit (dBuV/m)	PK Margin (dB)	UNII Non-Restricted (dBuV/m)	PK Margin (dB)	Azimuth (Degs)	Height (cm)	Polarity
1	* 1.22235	58.19	PK-U	28.8	-45.5	41.49	-	-	74	-32.51	-	-	0	100	H
	* 1.22108	46.06	ADR	28.8	-45.5	29.36	54	-24.64	-	-	-	-	0	100	H
2	* 3.73053	51.93	PK-U	33.5	-40.7	44.73	-	-	74	-29.27	-	-	0	100	H
	* 3.72923	40.4	ADR	33.5	-40.7	33.2	54	-20.8	-	-	-	-	0	100	H
3	* 1.3397	57.56	PK-U	29.3	-44.9	41.96	-	-	74	-32.04	-	-	0	100	V
	* 1.34264	45.34	ADR	29.3	-44.9	29.74	54	-24.26	-	-	-	-	0	100	V
4	* 4.11787	51.95	PK-U	33.6	-41	44.55	-	-	74	-29.45	-	-	0	100	V
	* 4.11792	39.91	ADR	33.6	-41	32.51	54	-21.49	-	-	-	-	0	100	V
5	* 7.34245	49.57	PK-U	36.3	-38.3	47.57	-	-	74	-26.43	-	-	0	100	H
	* 7.34595	38.01	ADR	36.3	-38.4	35.91	54	-18.09	-	-	-	-	0	100	H
6	* 11.87544	46.44	PK-U	38.7	-34.1	51.04	-	-	74	-22.96	-	-	0	201	V
	* 11.87342	35.25	ADR	38.7	-34.1	39.85	54	-14.15	-	-	-	-	0	201	V

* - indicates frequency in CFR47 Pt 15 / IC RSS-Restricted Band
PK-U - U-NII: Maximum Peak
ADR - U-NII AD primary method, RMS average

UL VERIFICATION SERVICES INC.
47173 Benicia Street, Fremont, CA 94538; USA TEL:(510) 319-4000 FAX:(510) 661-0888
This report shall not be reproduced except in full, without the written approval of UL Verification Services Inc.

HIGH CHANNEL RESULTS

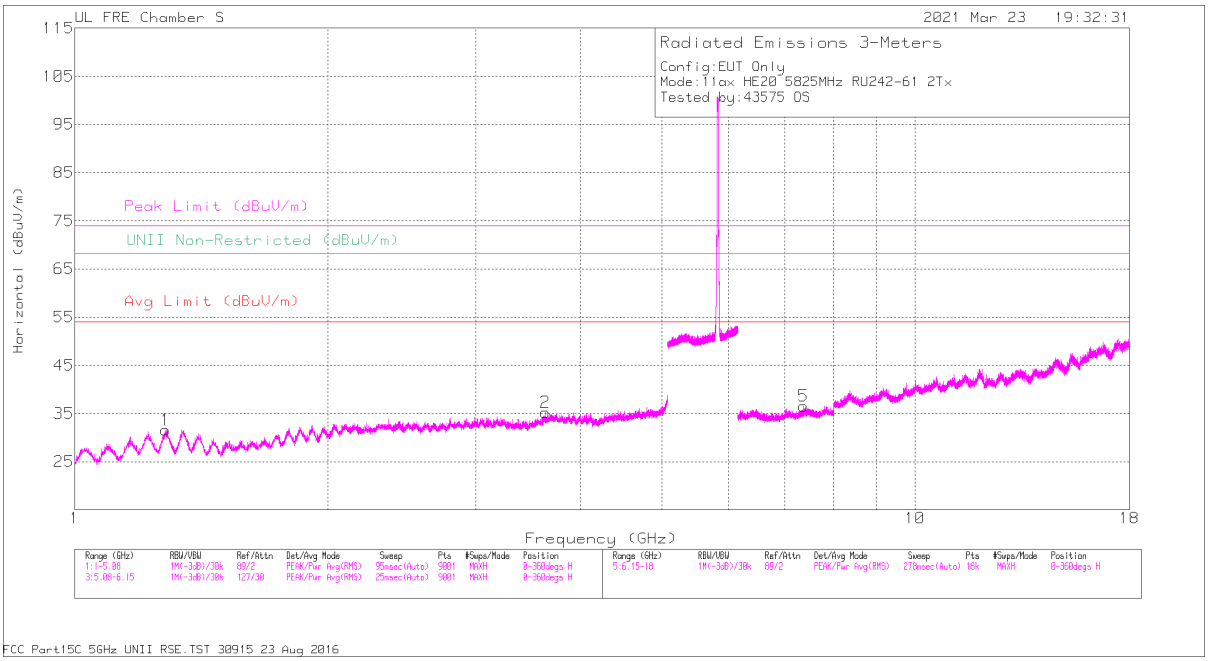

HORIZONTAL

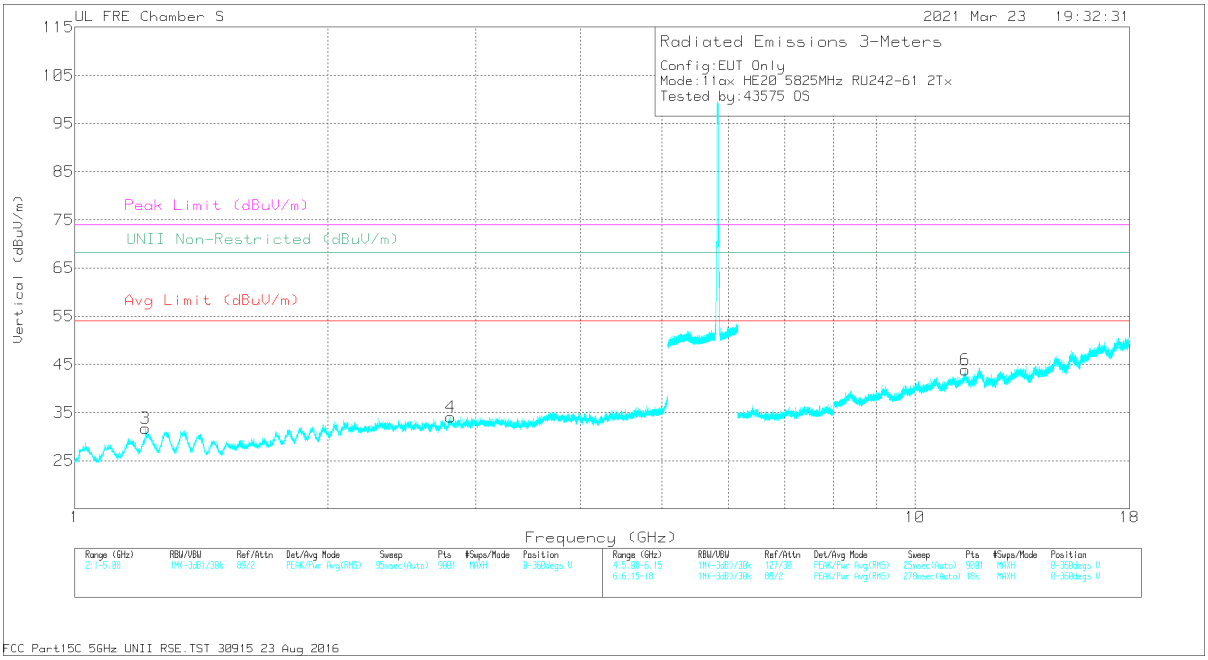

VERTICAL

UL VERIFICATION SERVICES INC.
47173 Benicia Street, Fremont, CA 94538; USA TEL:(510) 319-4000 FAX:(510) 661-0888

This report shall not be reproduced except in full, without the written approval of UL Verification Services Inc.

RADIATED EMISSIONS

Marker	Frequency (GHz)	Meter Reading (dBuV)	Det	AF PRE0213833 (dB/m)	Amp/Cbl/Fltr/Pad (dB)	Corrected Reading (dBuV/m)	Avg Limit (dBuV/m)	Margin (dB)	Peak Limit (dBuV/m)	PK Margin (dB)	UNII Non-Restricted (dBuV/m)	PK Margin (dB)	Azimuth (Degs)	Height (cm)	Polarity
1	* 1.28335	57.87	PK-U	29.1	-45.2	41.77	-	-	74	-32.23	-	-	0	100	H
	* 1.2833	45.99	ADR	29.1	-45.2	29.89	54	-24.11	-	-	-	-	0	100	H
2	* 3.62934	51.91	PK-U	33.3	-40.7	44.51	-	-	74	-29.49	-	-	0	100	H
	* 3.62854	40.21	ADR	33.3	-40.7	32.81	54	-21.19	-	-	-	-	0	100	H
3	* 1.21295	57.45	PK-U	28.7	-45.5	40.65	-	-	74	-33.35	-	-	0	201	V
	* 1.21649	45.82	ADR	28.8	-45.5	29.12	54	-24.88	-	-	-	-	0	201	V
4	* 2.80186	54.4	PK-U	32.7	-43.5	43.6	-	-	74	-30.4	-	-	0	200	V
	* 2.79889	42.71	ADR	32.7	-43.6	31.81	54	-22.19	-	-	-	-	0	200	V
5	* 7.37422	49.76	PK-U	36.2	-38.2	47.76	-	-	74	-26.24	-	-	0	100	H
	* 7.37516	38.18	ADR	36.2	-38.2	36.18	54	-17.82	-	-	-	-	0	100	H
6	* 11.47745	45.87	PK-U	38.4	-33.3	50.97	-	-	74	-23.03	-	-	0	201	V
	* 11.47738	34.63	ADR	38.4	-33.3	39.73	54	-14.27	-	-	-	-	0	201	V

* - indicates frequency in CFR47 Pt 15 / IC RSS-Restricted Band
PK-U - U-NII: Maximum Peak
ADR - U-NII AD primary method, RMS average

UL VERIFICATION SERVICES INC.
47173 Benicia Street, Fremont, CA 94538; USA TEL:(510) 319-4000 FAX:(510) 661-0888
This report shall not be reproduced except in full, without the written approval of UL Verification Services Inc.

2TX ANTENNA 6 + ANTENNA 5 OFDMA MODE – 26-Tone, RU Index 0

BANDEDGE (LOW CHANNEL)

HORIZONTAL RESULT

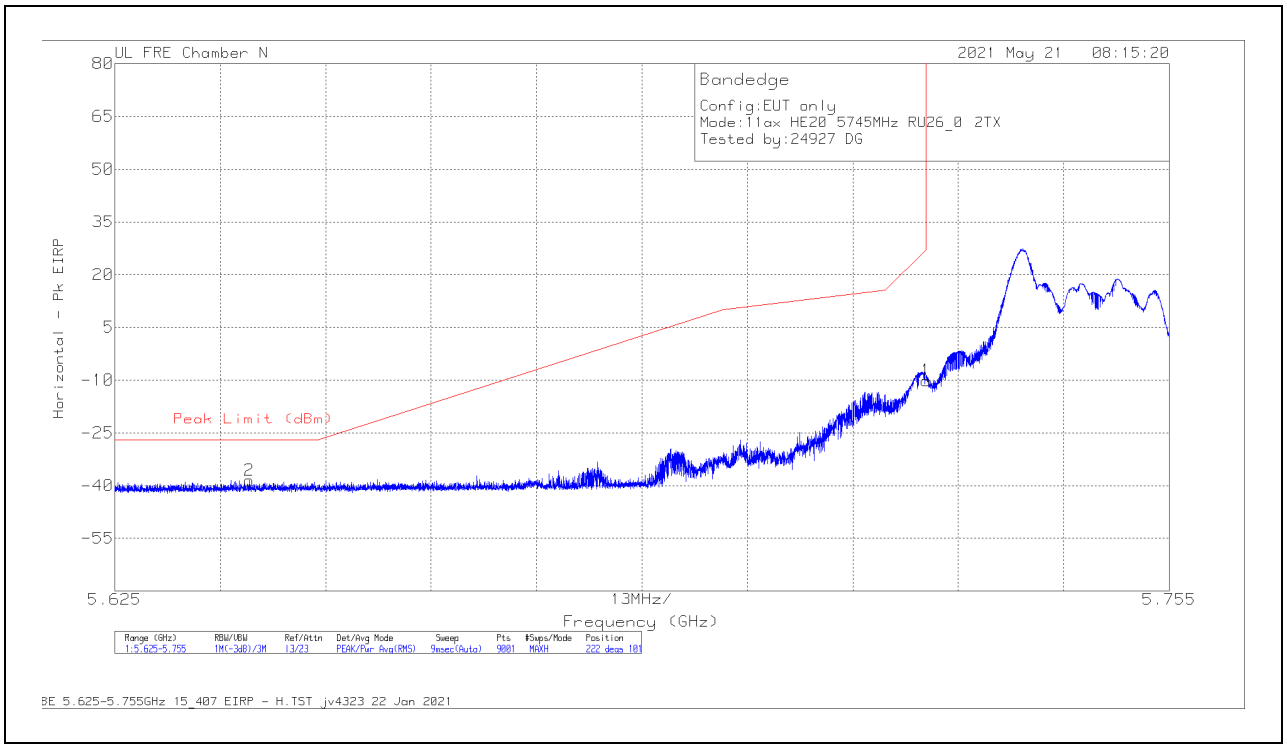

Marker	Frequency (GHz)	Meter Reading (dBm)	Det	AF PRE0213971 (dB/m)	Amp/Cbl/Fltr/Pad (dB)	Conversion Factor (dB)	Corrected Reading EIRP	Peak Limit (dBm)	PK Margin (dB)	Azimuth (Degs)	Height (cm)	Polarity
2	5.64161	-52.13	Pk	34.6	-32.8	11.8	-38.53	-27	-11.53	222	101	H
1	5.725	-23.88	Pk	34.6	-32.7	11.8	-10.18	26.99	-37.17	222	101	H

Pk - Peak detector

UL VERIFICATION SERVICES INC.
47173 Benicia Street, Fremont, CA 94538; USA TEL:(510) 319-4000 FAX:(510) 661-0888

This report shall not be reproduced except in full, without the written approval of UL Verification Services Inc.

VERTICAL RESULT

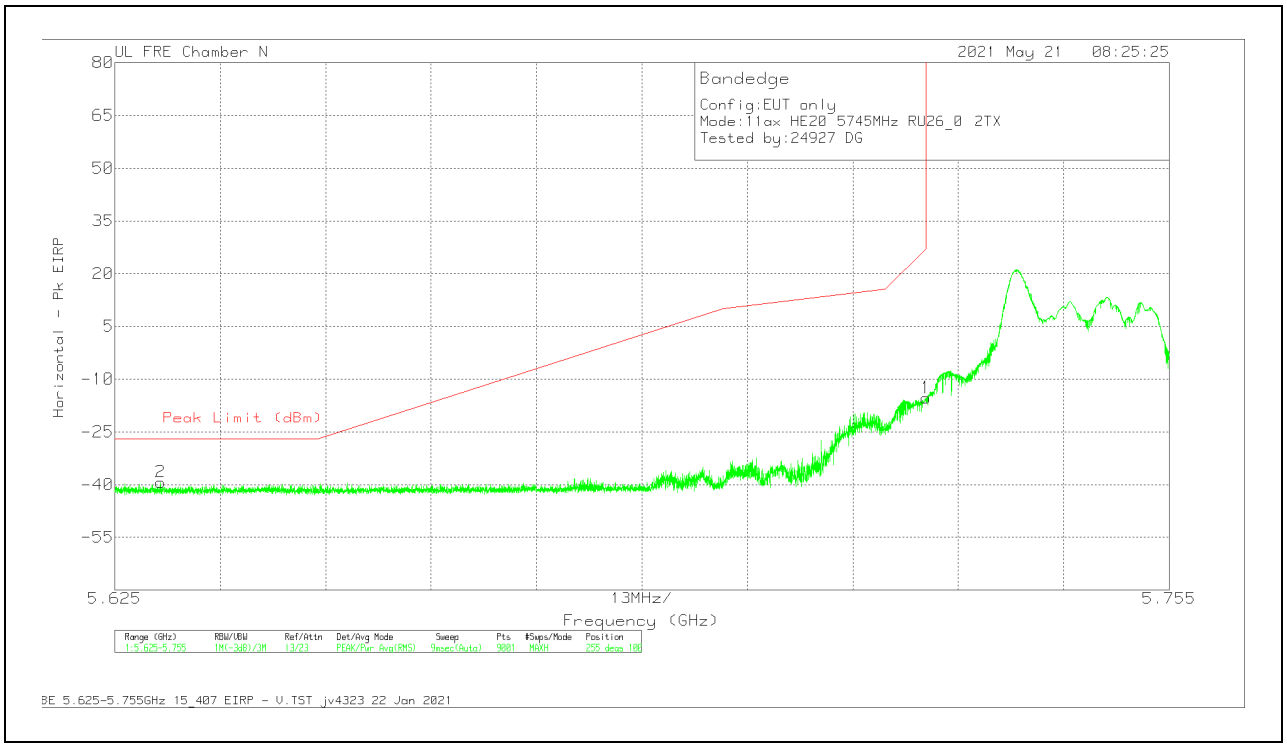

Marker	Frequency (GHz)	Meter Reading (dBm)	Det	AF PRE0213971 (dB/m)	Amp/Cbl/Fltr/Pad (dB)	Conversion Factor (dB)	Corrected Reading EIRP	Peak Limit (dBm)	PK Margin (dB)	Azimuth (Degs)	Height (cm)	Polarity
2	5.63065	-52.81	Pk	34.5	-32.8	11.8	-39.31	-27	-12.31	255	100	V
1	5.725	-29.08	Pk	34.6	-32.7	11.8	-15.38	26.99	-42.37	255	100	V

Pk - Peak detector

UL VERIFICATION SERVICES INC.
47173 Benicia Street, Fremont, CA 94538; USA TEL:(510) 319-4000 FAX:(510) 661-0888

This report shall not be reproduced except in full, without the written approval of UL Verification Services Inc.

2TX ANTENNA 6 + ANTENNA 5 OFDMA MODE – 26-Tone, RU Index 8

BANDEDGE (HIGH CHANNEL)

HORIZONTAL RESULT

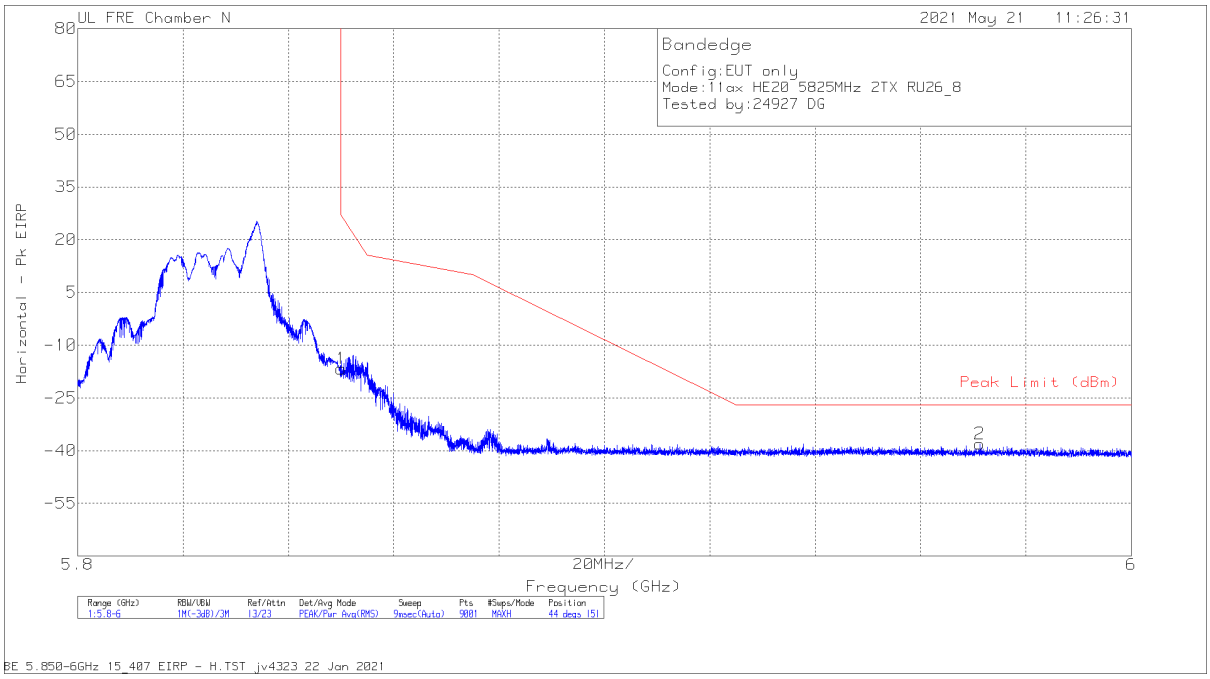

Marker	Frequency (GHz)	Meter Reading (dBm)	Det	AF PRE0213971 (dB/m)	Amp/Cbl/Fltr/Pad (dB)	Conversion Factor (dB)	Corrected Reading EIRP	Peak Limit (dBm)	PK Margin (dB)	Azimuth (Degs)	Height (cm)	Polarity
1	5.85002	-31.12	Pk	34.9	-32.3	11.8	-16.72	26.95	-43.67	44	151	H
2	5.97122	-53.01	Pk	35.2	-32.1	11.8	-38.11	-27	-11.11	44	151	H

Pk - Peak detector

UL VERIFICATION SERVICES INC.
47173 Benicia Street, Fremont, CA 94538; USA TEL:(510) 319-4000 FAX:(510) 661-0888

This report shall not be reproduced except in full, without the written approval of UL Verification Services Inc.

VERTICAL RESULT

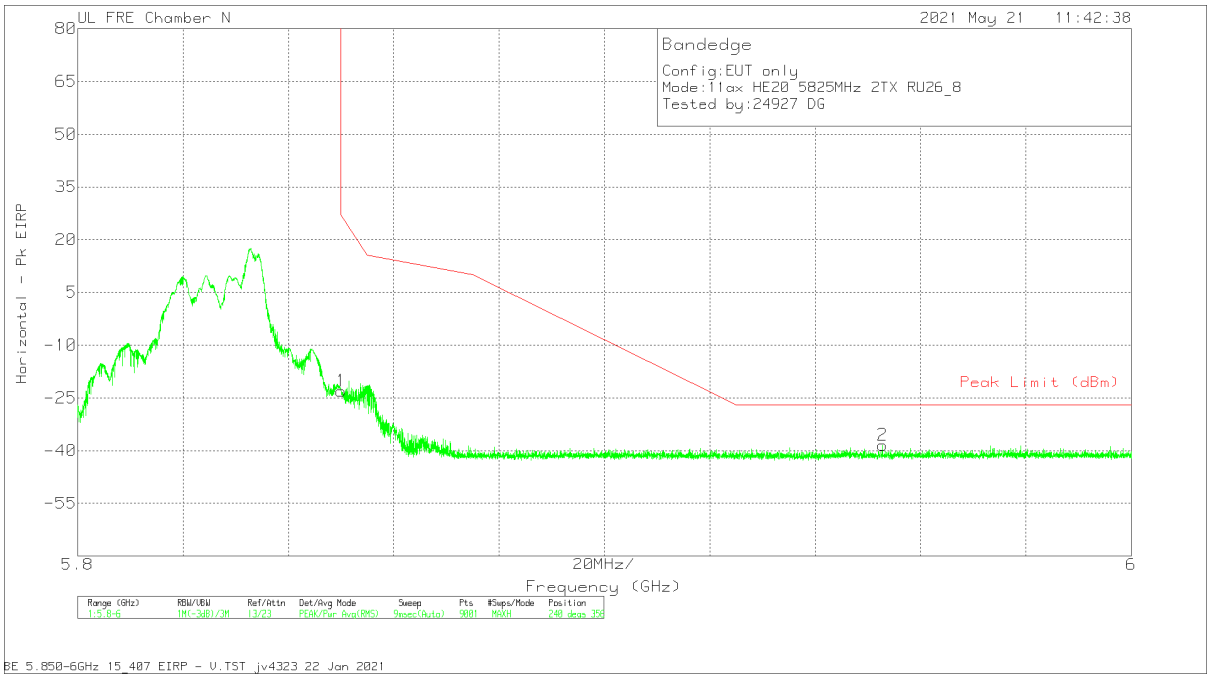

Marker	Frequency (GHz)	Meter Reading (dBm)	Det	AF PRE0213971 (dB/m)	Amp/Cbl/Fltr/Pad (dB)	Conversion Factor (dB)	Corrected Reading EIRP	Peak Limit (dBm)	PK Margin (dB)	Azimuth (Degs)	Height (cm)	Polarity
1	5.85002	-37.49	Pk	34.9	-32.3	11.8	-23.09	26.95	-50.04	240	356	V
2	5.95278	-53.16	Pk	35.2	-32.3	11.8	-38.46	-27	-11.46	240	356	V

Pk - Peak detector

UL VERIFICATION SERVICES INC.
47173 Benicia Street, Fremont, CA 94538; USA TEL:(510) 319-4000 FAX:(510) 661-0888

This report shall not be reproduced except in full, without the written approval of UL Verification Services Inc.

2TX ANTENNA 6 + ANTENNA 5 OFDMA MODE – 26-Tone, RU Index 0

HARMONICS AND SPURIOUS EMISSIONS

LOW CHANNEL RESULTS

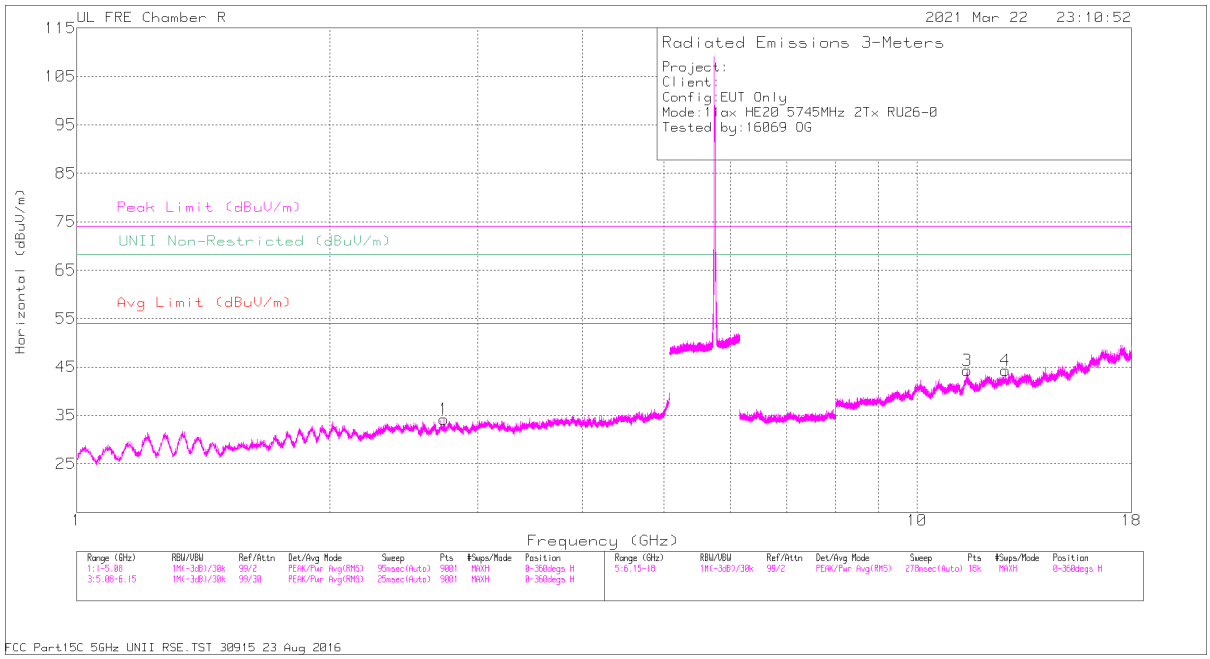

HORIZONTAL

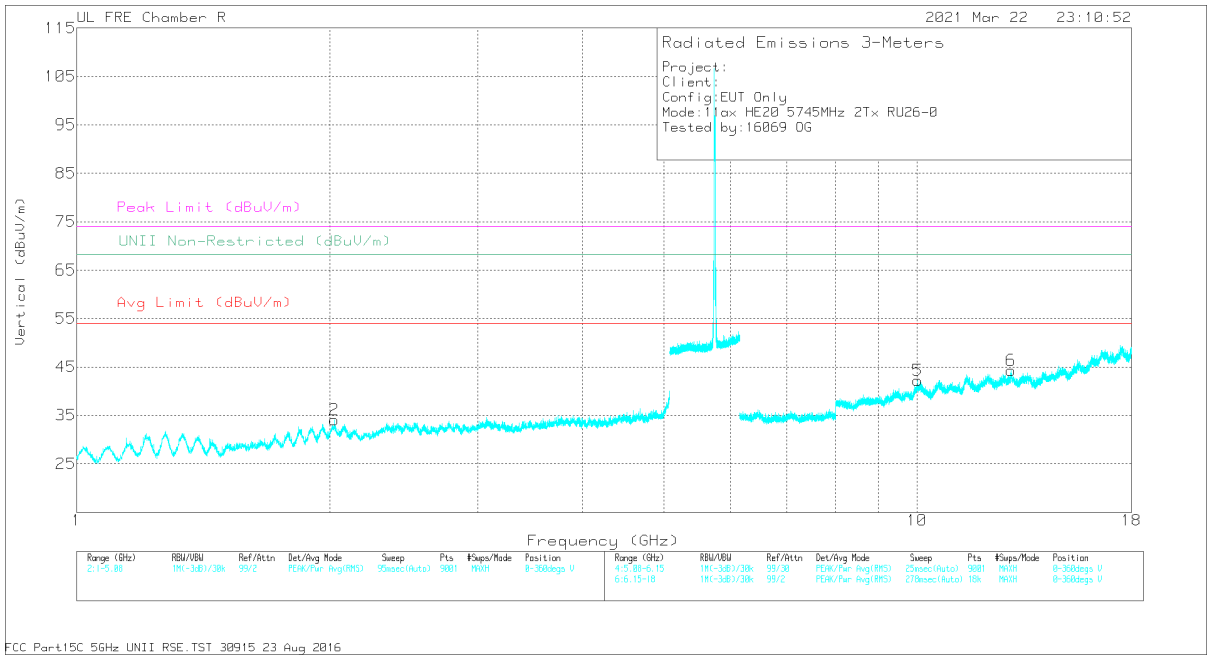

VERTICAL

UL VERIFICATION SERVICES INC.
47173 Benicia Street, Fremont, CA 94538; USA TEL:(510) 319-4000 FAX:(510) 661-0888

This report shall not be reproduced except in full, without the written approval of UL Verification Services Inc.

RADIATED EMISSIONS

Marker	Frequency (GHz)	Meter Reading (dBuV)	Det	AF PRE0213973 (dB/m)	Amp/Cbl/Fltr/Pad (dB)	Corrected Reading (dBuV/m)	Avg Limit (dBuV/m)	Margin (dB)	Peak Limit (dBuV/m)	PK Margin (dB)	UNII Non-Restricted (dBuV/m)	PK Margin (dB)	Azimuth (Degs)	Height (cm)	Polarity
1	* 2.7313	54.31	PK-U	32.3	-44.1	42.51	-	-	74	-31.49	-	-	0	100	H
	* 2.7320	42.99	ADR	32.4	-44.1	31.29	54	-22.71	-	-	-	-	0	100	H
3	* 11.4736	47.42	PK-U	38.3	-33.6	52.12	-	-	74	-21.88	-	-	0	100	H
	* 11.4724	36.25	ADR	38.3	-33.6	40.95	54	-13.05	-	-	-	-	0	100	H
2	2.0229	56.8	PK-U	31.6	-45.3	43.1	-	-	-	-	68.2	-25.1	0	201	V
5	10.0207	50	PK-U	37.2	-35.3	51.9	-	-	-	-	68.2	-16.3	0	201	V
4	12.7417	47.75	PK-U	39.2	-33.8	53.15	-	-	-	-	68.2	-15.05	0	100	H
6	12.9323	48.08	PK-U	39.2	-33.7	53.58	-	-	-	-	68.2	-14.62	0	200	V

* - indicates frequency in CFR47 Pt 15 / IC RSS-Restricted Band
PK-U - U-NII: Maximum Peak
ADR - U-NII AD primary method, RMS average

UL VERIFICATION SERVICES INC.
47173 Benicia Street, Fremont, CA 94538; USA TEL:(510) 319-4000 FAX:(510) 661-0888
This report shall not be reproduced except in full, without the written approval of UL Verification Services Inc.

MID CHANNEL RESULTS

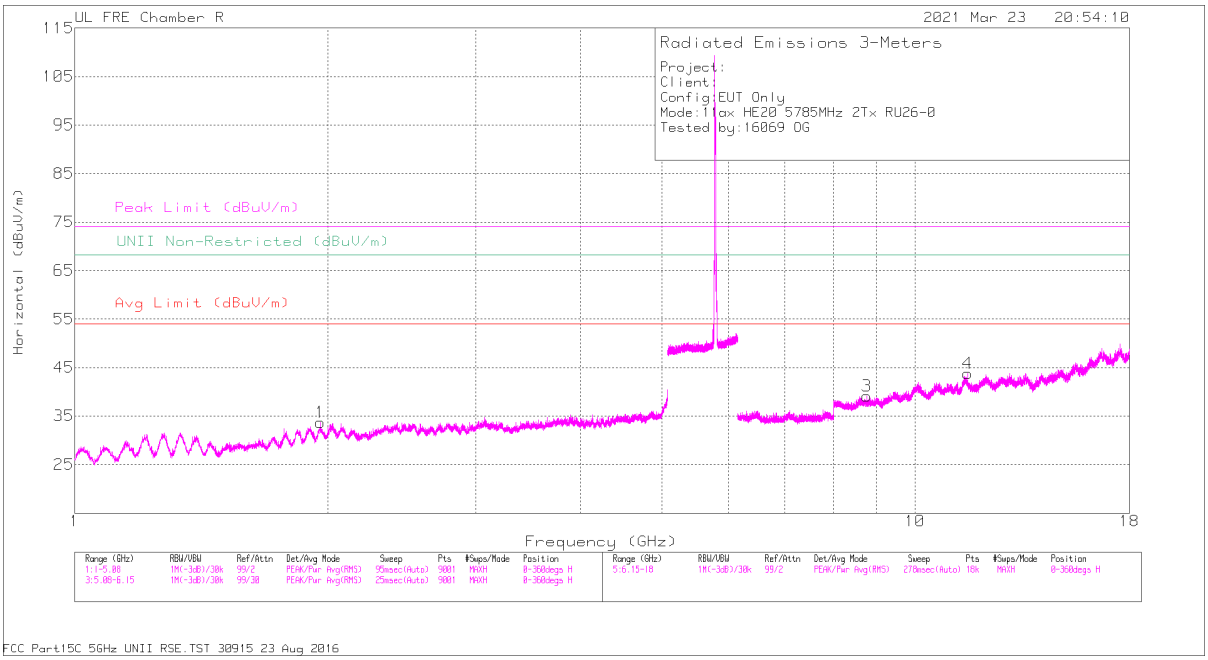

HORIZONTAL

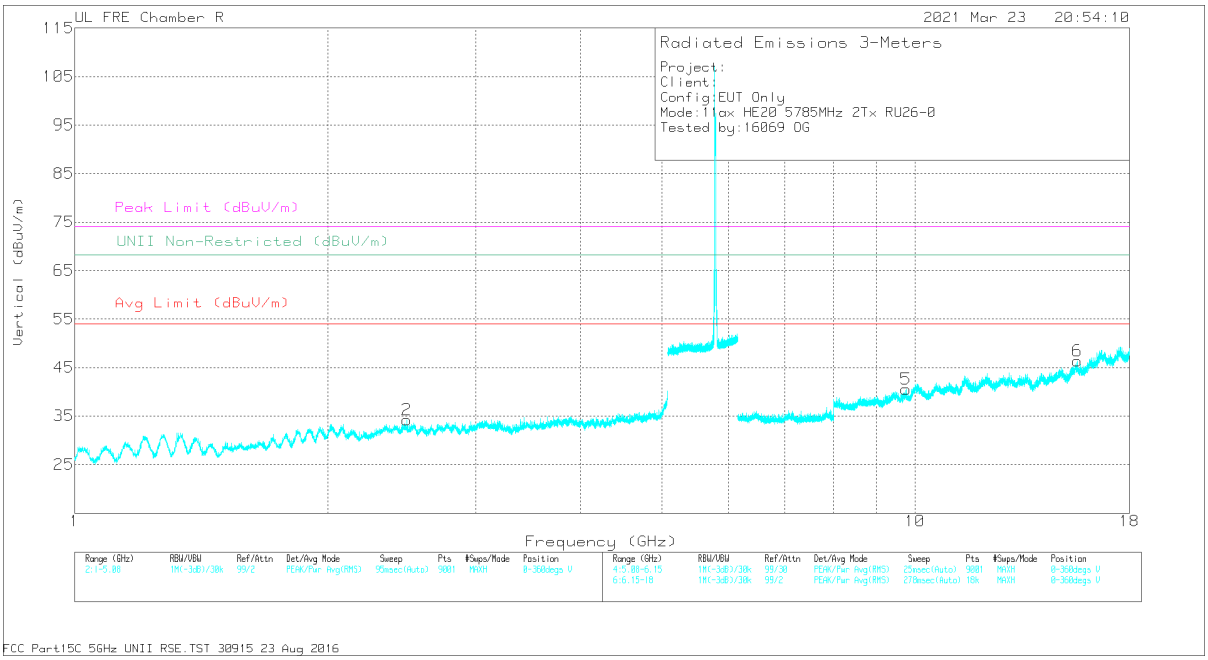

VERTICAL

UL VERIFICATION SERVICES INC.
47173 Benicia Street, Fremont, CA 94538; USA TEL:(510) 319-4000 FAX:(510) 661-0888

This report shall not be reproduced except in full, without the written approval of UL Verification Services Inc.

RADIATED EMISSIONS

Marker	Frequency (GHz)	Meter Reading (dBuV)	Det	AF PRE0213973 (dB/m)	Amp/Cbl/Fltr/Pad (dB)	Corrected Reading (dBuV/m)	Avg Limit (dBuV/m)	Margin (dB)	Peak Limit (dBuV/m)	PK Margin (dB)	UNII Non-Restricted (dBuV/m)	PK Margin (dB)	Azimuth (Degs)	Height (cm)	Polarity
2	* 2.4849	55.7	PK-U	32.5	-44.9	43.3	-	-	74	-30.7	-	-	360	201	V
	* 2.4847	43.76	ADR	32.5	-44.8	31.46	54	-22.54	-	-	-	-	360	201	V
4	* 11.5532	48.13	PK-U	38.3	-33.9	52.53	-	-	74	-21.47	-	-	360	100	H
	* 11.5530	36.39	ADR	38.3	-33.9	40.79	54	-13.21	-	-	-	-	360	100	H
6	* 15.6075	47.36	PK-U	40.4	-32.2	55.56	-	-	74	-18.44	-	-	360	200	V
	* 15.6070	35.8	ADR	40.4	-32.2	44	54	-10	-	-	-	-	360	200	V
1	1.9599	56.91	PK-U	31	-45.3	42.61	-	-	-	-	68.2	-25.59	360	100	H
3	8.7621	48.67	PK-U	36.1	-36.9	47.87	-	-	-	-	68.2	-20.33	360	100	H
5	9.7556	48.21	PK-U	37.1	-36.1	49.21	-	-	-	-	68.2	-18.99	360	201	V

* - indicates frequency in CFR47 Pt 15 / IC RSS-Restricted Band
PK-U - U-NII: Maximum Peak
ADR - U-NII AD primary method, RMS average

UL VERIFICATION SERVICES INC.
47173 Benicia Street, Fremont, CA 94538; USA TEL:(510) 319-4000 FAX:(510) 661-0888
This report shall not be reproduced except in full, without the written approval of UL Verification Services Inc.

HIGH CHANNEL RESULTS

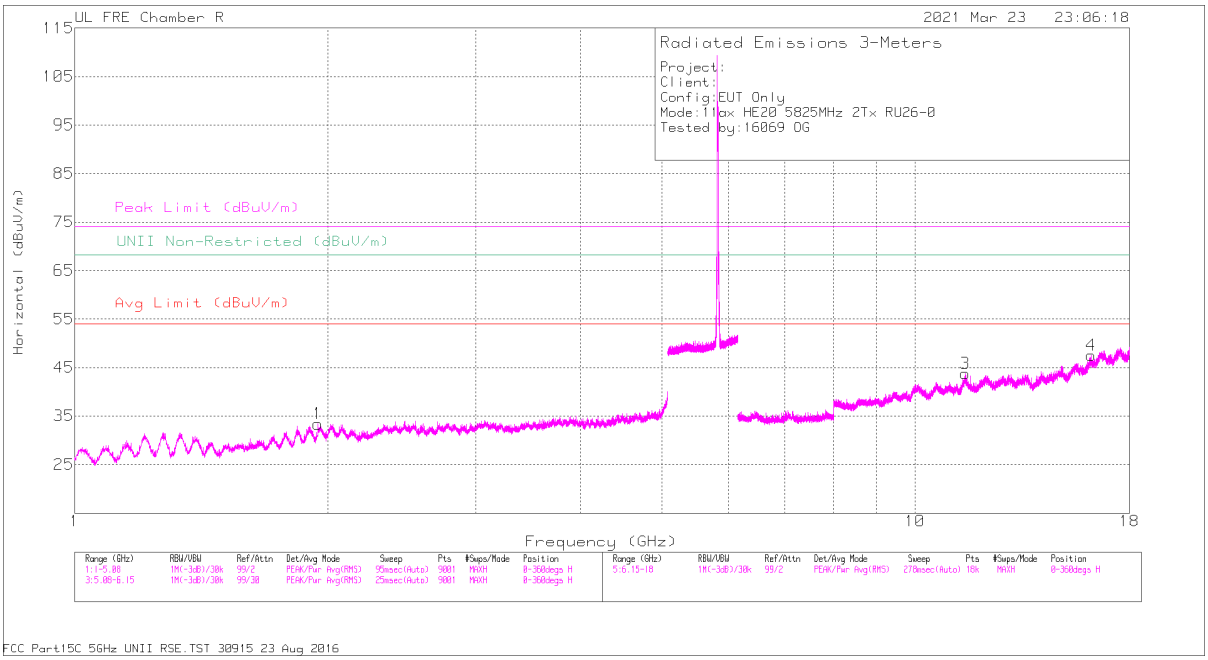

HORIZONTAL

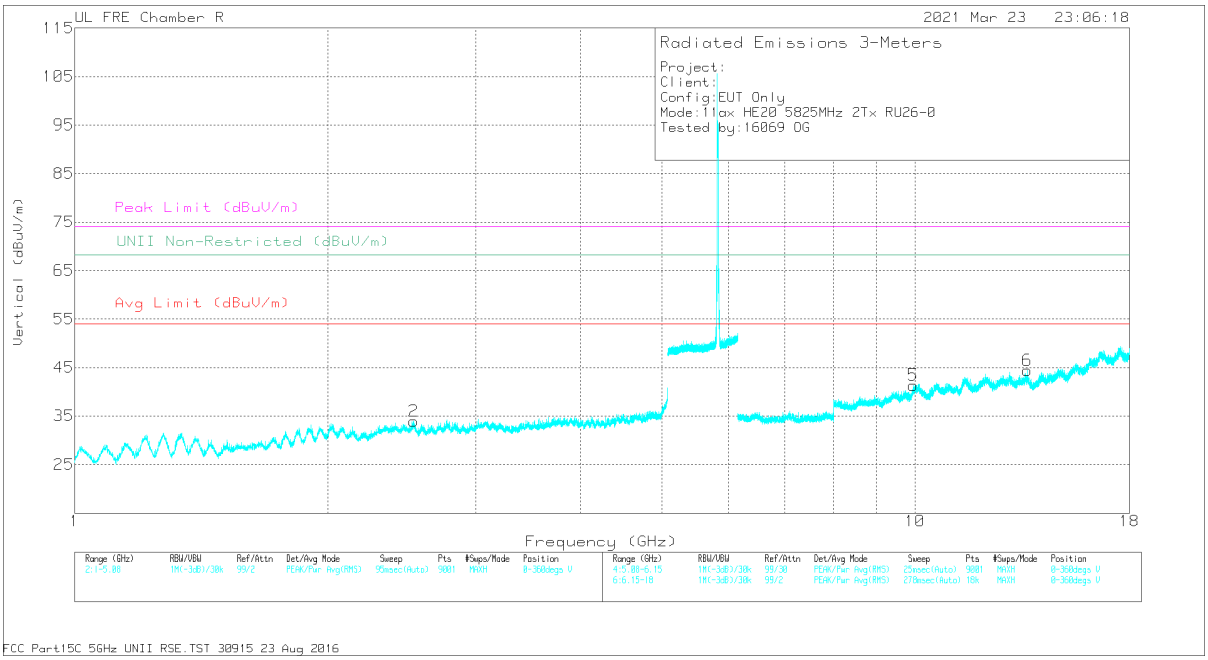

VERTICAL

UL VERIFICATION SERVICES INC.
47173 Benicia Street, Fremont, CA 94538; USA TEL:(510) 319-4000 FAX:(510) 661-0888

This report shall not be reproduced except in full, without the written approval of UL Verification Services Inc.

RADIATED EMISSIONS

Marker	Frequency (GHz)	Meter Reading (dBuV)	Det	AF PRE0213973 (dB/m)	Amp/Cbl/Fltr/Pad (dB)	Corrected Reading (dBuV/m)	Avg Limit (dBuV/m)	Margin (dB)	Peak Limit (dBuV/m)	PK Margin (dB)	UNII Non-Restricted (dBuV/m)	PK Margin (dB)	Azimuth (Degs)	Height (cm)	Polarity
3	* 11.4872	47.79	PK-U	38.3	-33.8	52.29	-	-	74	-21.71	-	-	360	100	H
	* 11.4865	35.74	ADR	38.3	-33.8	40.24	54	-13.76	-	-	-	-	360	100	H
1	1.9462	56.58	PK-U	31	-45.4	42.18	-	-	-	-	68.2	-26.02	360	100	H
2	2.5282	55.47	PK-U	32.7	-44.7	43.47	-	-	-	-	68.2	-24.73	360	201	V
5	9.9530	50.01	PK-U	37.3	-36.1	51.21	-	-	-	-	68.2	-16.99	360	201	V
6	13.6139	48.1	PK-U	38.6	-33.5	53.2	-	-	-	-	68.2	-15	360	200	V
4	16.2047	47.69	PK-U	40.9	-33	55.59	-	-	-	-	68.2	-12.61	360	100	H

* - indicates frequency in CFR47 Pt 15 / IC RSS-Restricted Band
PK-U - U-NII: Maximum Peak
ADR - U-NII AD primary method, RMS average

UL VERIFICATION SERVICES INC.
47173 Benicia Street, Fremont, CA 94538; USA TEL:(510) 319-4000 FAX:(510) 661-0888
This report shall not be reproduced except in full, without the written approval of UL Verification Services Inc.

1.1.23. TX ABOVE 1 GHz 802.11ax HE40 MODE IN THE 5.8 GHz BAND

1TX ANTENNA 6 – 484-Tone, RU Index 65

BANDEDGE (LOW CHANNEL)

HORIZONTAL RESULT

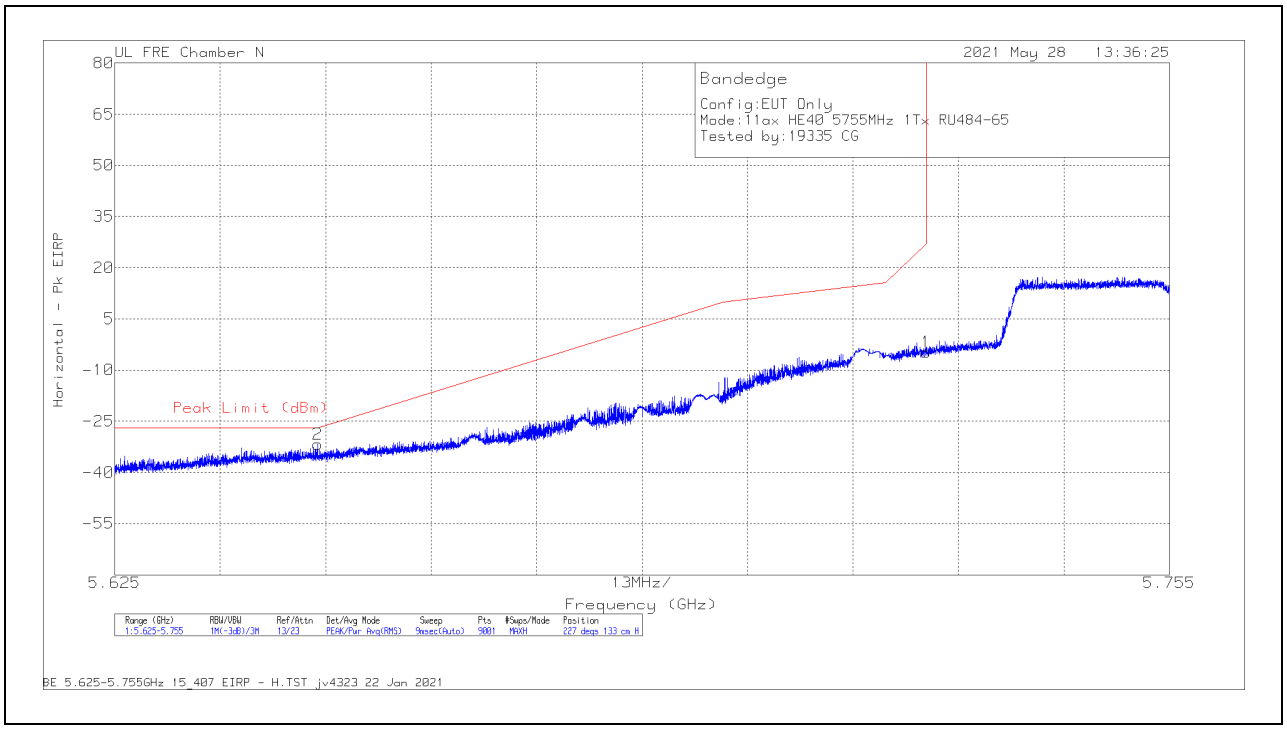

Marker	Frequency (GHz)	Meter Reading (dBm)	Det	AF PRE0213971 (dB/m)	Amp/Cbl/Fltr/ Pad (dB)	Conversion Factor (dB)	Corrected Reading EIRP	Peak Limit (dBm)	PK Margin (dB)	Azimuth (Degs)	Height (cm)	Polarity
2	5.64999	-45.34	Pk	34.6	-32.8	11.8	-31.74	-27	-4.74	227	133	H
1	5.725	-18.39	Pk	34.6	-32.7	11.8	-4.69	26.99	-31.68	227	133	H

Pk - Peak detector

UL VERIFICATION SERVICES INC.
47173 Benicia Street, Fremont, CA 94538; USA TEL:(510) 319-4000 FAX:(510) 661-0888

This report shall not be reproduced except in full, without the written approval of UL Verification Services Inc.

VERTICAL RESULT

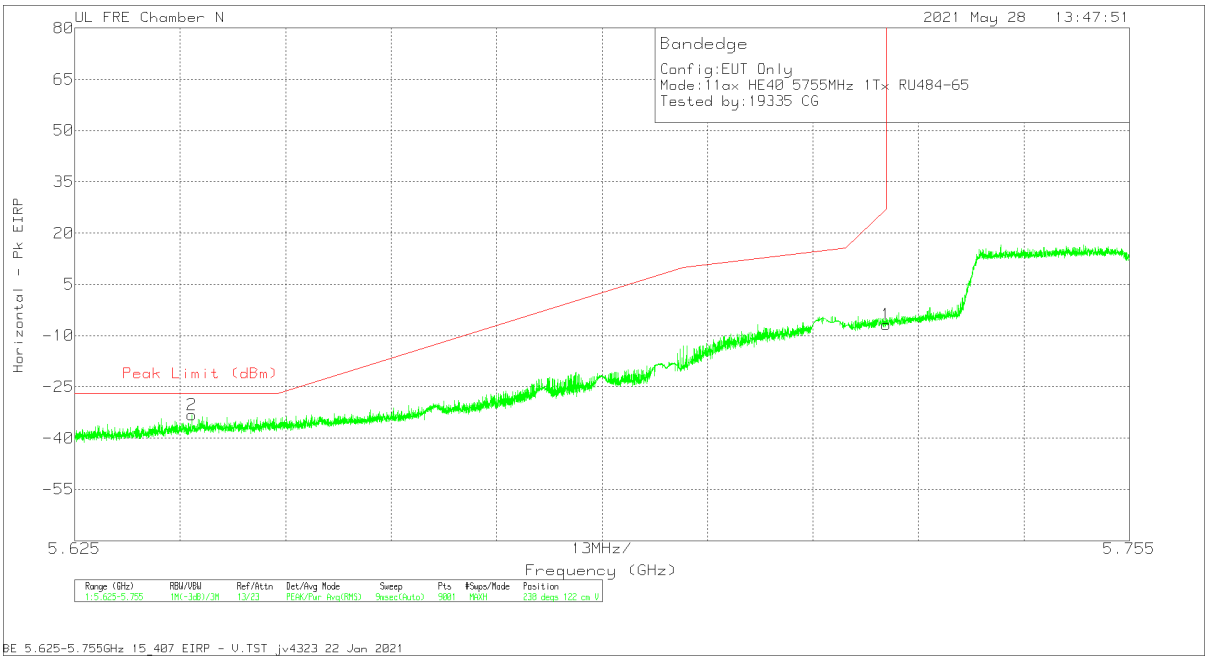

Marker	Frequency (GHz)	Meter Reading (dBm)	Det	AF PRE0213971 (dB/m)	Amp/Cbl/Fltr/ Pad (dB)	Conversion Factor (dB)	Corrected Reading EIRP	Peak Limit (dBm)	PK Margin (dB)	Azimuth (Degs)	Height (cm)	Polarity
2	5.63942	-46.74	Pk	34.6	-32.8	11.8	-33.14	-27	-6.14	238	122	V
1	5.725	-20.39	Pk	34.6	-32.7	11.8	-6.69	26.99	-33.68	238	122	V

Pk - Peak detector

UL VERIFICATION SERVICES INC.
47173 Benicia Street, Fremont, CA 94538; USA TEL:(510) 319-4000 FAX:(510) 661-0888

This report shall not be reproduced except in full, without the written approval of UL Verification Services Inc.

BANDEDGE (HIGH CHANNEL)

HORIZONTAL RESULT

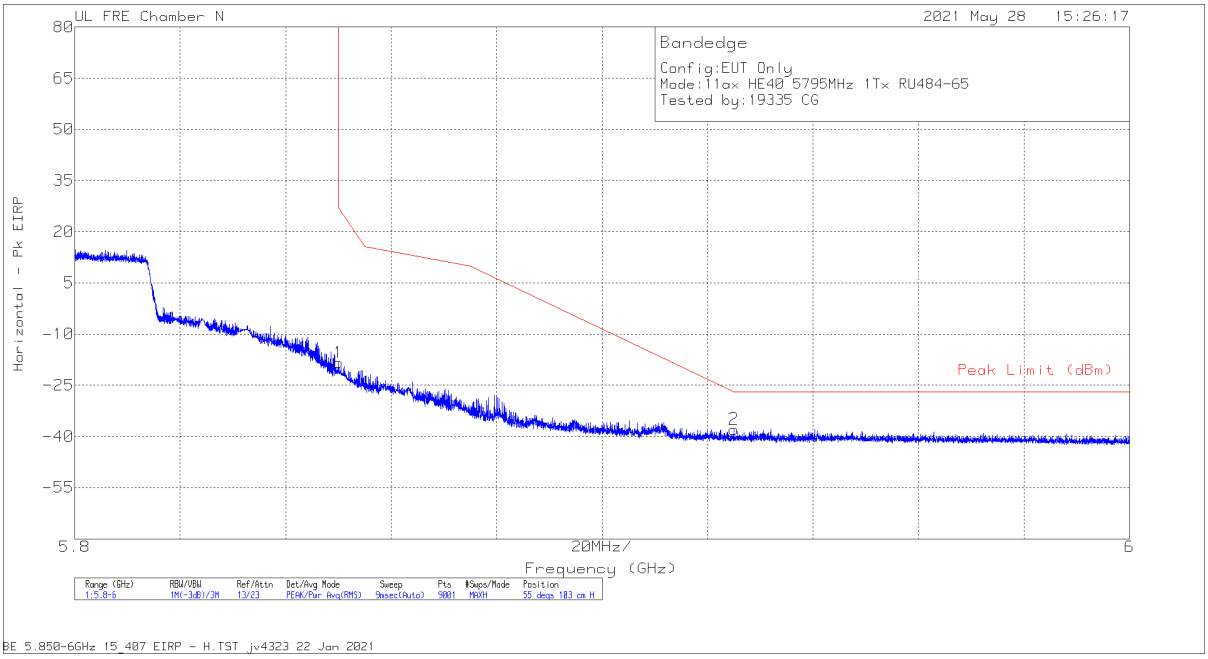

Marker	Frequency (GHz)	Meter Reading (dBm)	Det	AF PRE0213971 (dB/m)	Amp/Cbl/Fltr/ Pad (dB)	Conversion Factor (dB)	Corrected Reading EIRP	Peak Limit (dBm)	PK Margin (dB)	Azimuth (Degs)	Height (cm)	Polarity
1	5.85002	-32.69	Pk	34.9	-32.3	11.8	-18.29	26.95	-45.24	55	103	H
2	5.92502	-52.47	Pk	35.2	-32.4	11.8	-37.87	-27	-10.87	55	103	H

Pk - Peak detector

UL VERIFICATION SERVICES INC.
47173 Benicia Street, Fremont, CA 94538; USA TEL:(510) 319-4000 FAX:(510) 661-0888

This report shall not be reproduced except in full, without the written approval of UL Verification Services Inc.

VERTICAL RESULT

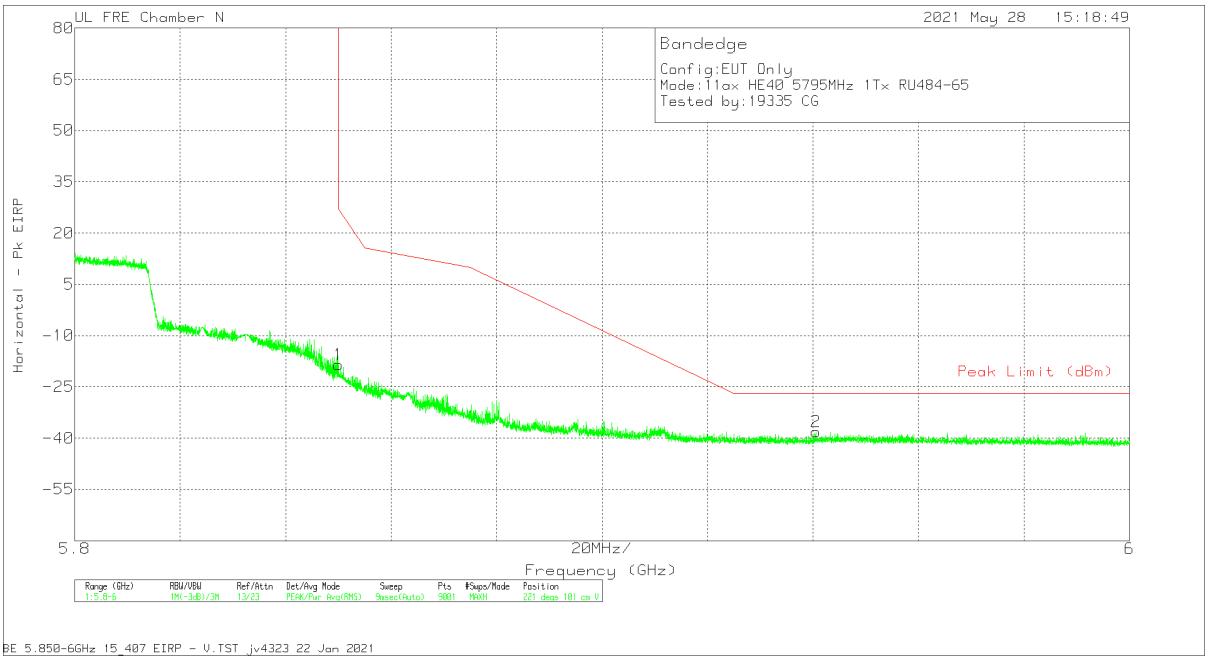

Marker	Frequency (GHz)	Meter Reading (dBm)	Det	AF PRE0213971 (dB/m)	Amp/Cbl/Fltr/ Pad (dB)	Conversion Factor (dB)	Corrected Reading EIRP	Peak Limit (dBm)	PK Margin (dB)	Azimuth (Degs)	Height (cm)	Polarity
1	5.85002	-32.91	Pk	34.9	-32.3	11.8	-18.51	26.95	-45.46	221	101	V
2	5.94053	-52.82	Pk	35.2	-32.4	11.8	-38.22	-27	-11.22	221	101	V

Pk - Peak detector

UL VERIFICATION SERVICES INC.
47173 Benicia Street, Fremont, CA 94538; USA TEL:(510) 319-4000 FAX:(510) 661-0888

This report shall not be reproduced except in full, without the written approval of UL Verification Services Inc.

1TX ANTENNA 6 – 26-Tone, RU Index 0

BANDEDGE (LOW CHANNEL)

HORIZONTAL RESULT

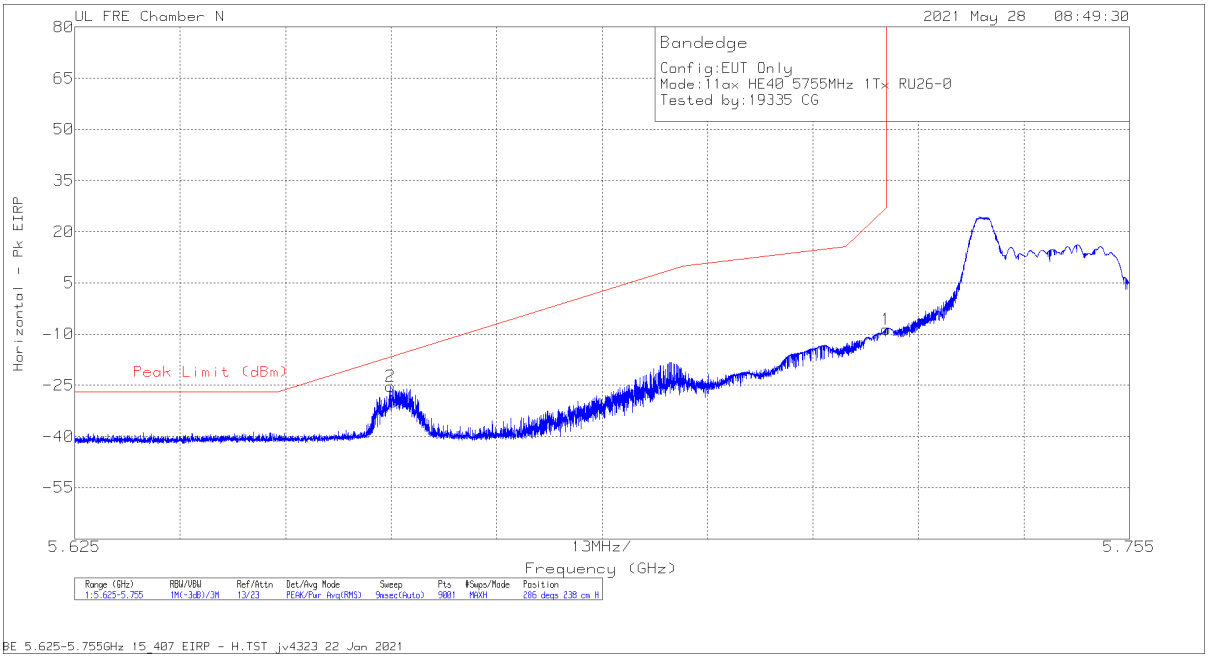

Marker	Frequency (GHz)	Meter Reading (dBm)	Det	AF PRE0213971 (dB/m)	Amp/Cbl/Fltr/ Pad (dB)	Conversion Factor (dB)	Corrected Reading EIRP	Peak Limit (dBm)	PK Margin (dB)	Azimuth (Degs)	Height (cm)	Polarity
2	5.66391	-39.04	Pk	34.6	-32.6	11.8	-25.24	-16.71	-8.53	286	238	H
1	5.725	-22.24	Pk	34.6	-32.7	11.8	-8.54	26.99	-35.53	286	238	H

Pk - Peak detector

UL VERIFICATION SERVICES INC.
47173 Benicia Street, Fremont, CA 94538; USA TEL:(510) 319-4000 FAX:(510) 661-0888

This report shall not be reproduced except in full, without the written approval of UL Verification Services Inc.

VERTICAL RESULT

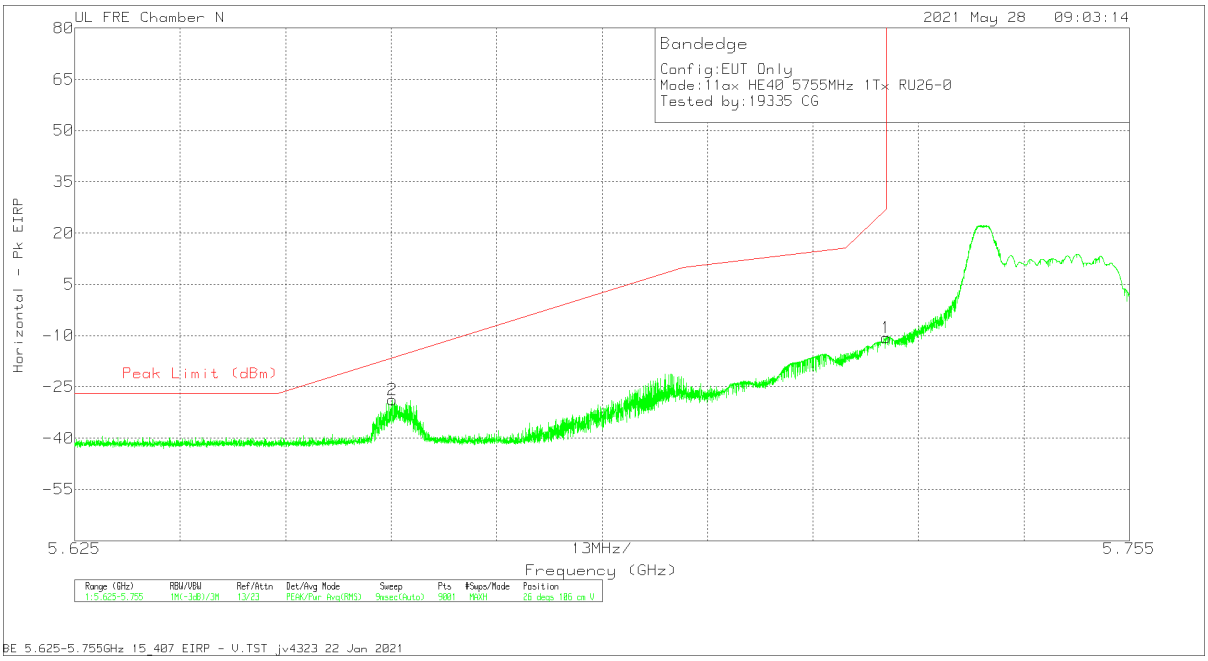

Marker	Frequency (GHz)	Meter Reading (dBm)	Det	AF PRE0213971 (dB/m)	Amp/Cbl/Fltr/ Pad (dB)	Conversion Factor (dB)	Corrected Reading EIRP	Peak Limit (dBm)	PK Margin (dB)	Azimuth (Degs)	Height (cm)	Polarity
2	5.66414	-42.66	Pk	34.6	-32.6	11.8	-28.86	-16.53	-12.33	26	106	V
1	5.725	-24.31	Pk	34.6	-32.7	11.8	-10.61	26.99	-37.6	26	106	V

Pk - Peak detector

UL VERIFICATION SERVICES INC.
47173 Benicia Street, Fremont, CA 94538; USA TEL:(510) 319-4000 FAX:(510) 661-0888

This report shall not be reproduced except in full, without the written approval of UL Verification Services Inc.

1TX ANTENNA 6 – 26-Tone, RU Index 17

BANDEDGE (HIGH CHANNEL)

HORIZONTAL RESULT

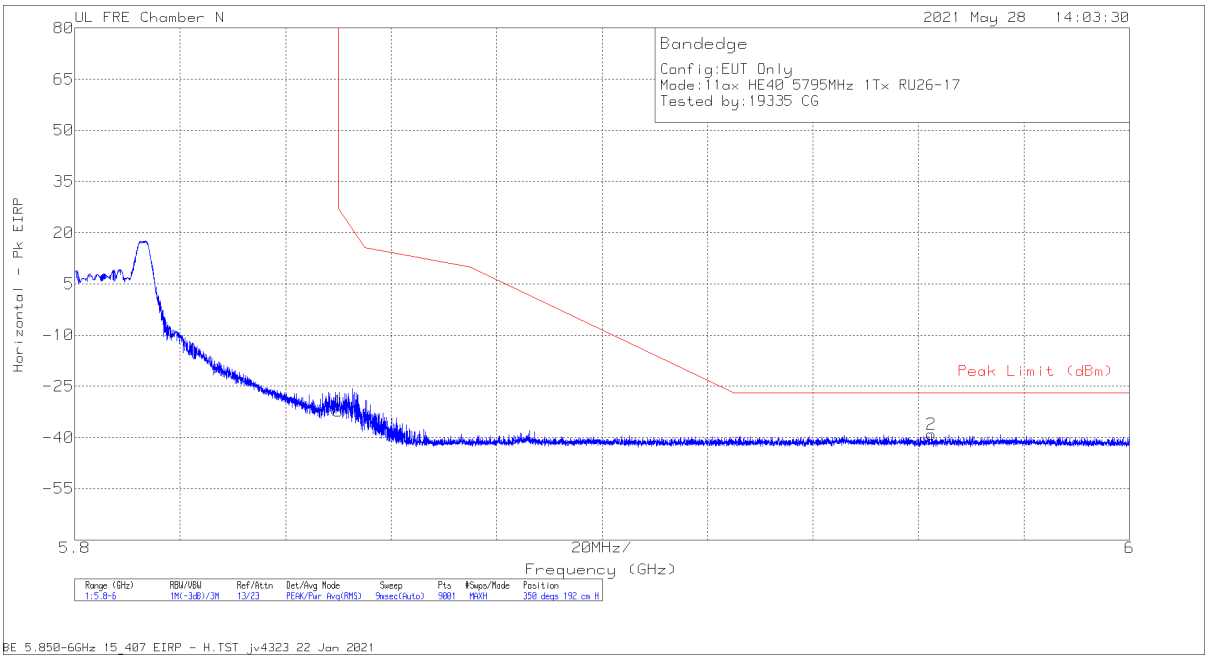

Marker	Frequency (GHz)	Meter Reading (dBm)	Det	AF PRE0213971 (dB/m)	Amp/Cbl/Fltr/ Pad (dB)	Conversion Factor (dB)	Corrected Reading EIRP	Peak Limit (dBm)	PK Margin (dB)	Azimuth (Degs)	Height (cm)	Polarity
1	5.85002	-46.6	Pk	34.9	-32.3	11.8	-32.2	26.95	-59.15	350	192	H
2	5.96244	-54.02	Pk	35.3	-32.2	11.8	-39.12	-27	-12.12	350	192	H

Pk - Peak detector

UL VERIFICATION SERVICES INC.
47173 Benicia Street, Fremont, CA 94538; USA TEL:(510) 319-4000 FAX:(510) 661-0888

This report shall not be reproduced except in full, without the written approval of UL Verification Services Inc.

VERTICAL RESULT

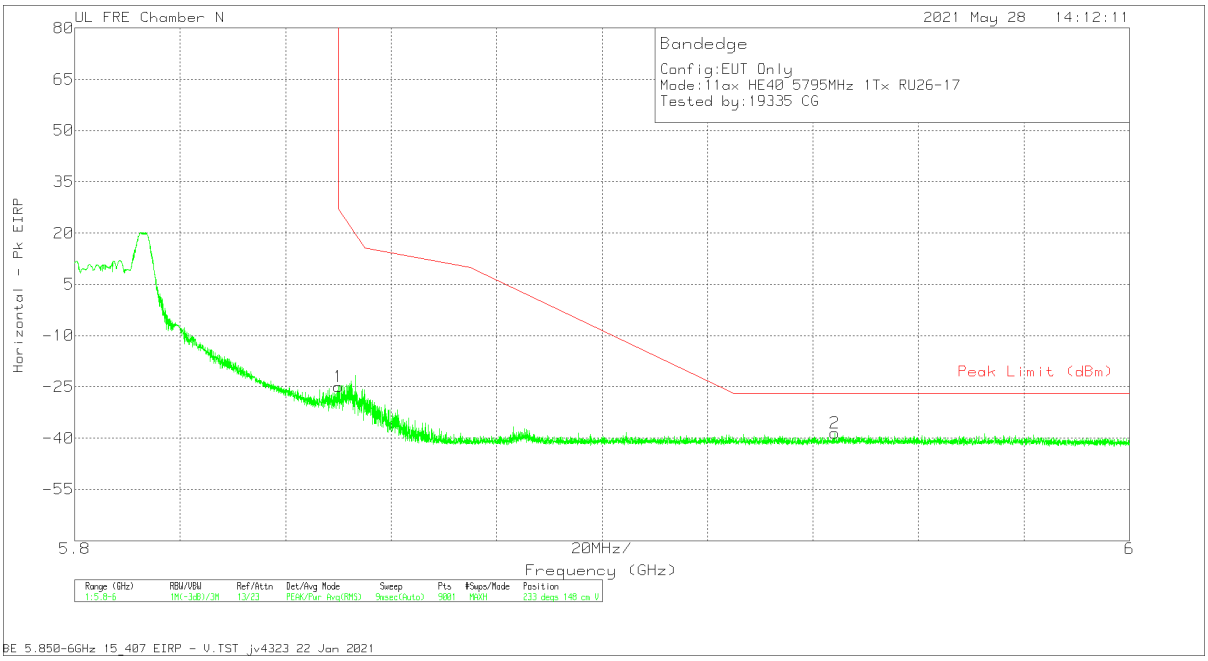

Marker	Frequency (GHz)	Meter Reading (dBm)	Det	AF PRE0213971 (dB/m)	Amp/Cbl/Fltr/ Pad (dB)	Conversion Factor (dB)	Corrected Reading EIRP	Peak Limit (dBm)	PK Margin (dB)	Azimuth (Degs)	Height (cm)	Polarity
1	5.85002	-39.36	Pk	34.9	-32.3	11.8	-24.96	26.95	-51.91	233	148	V
2	5.94413	-53.43	Pk	35.2	-32.1	11.8	-38.53	-27	-11.53	233	148	V

Pk - Peak detector

UL VERIFICATION SERVICES INC.
47173 Benicia Street, Fremont, CA 94538; USA TEL:(510) 319-4000 FAX:(510) 661-0888

This report shall not be reproduced except in full, without the written approval of UL Verification Services Inc.

1TX ANTENNA 5 – 484-Tone, RU Index 65

BANDEDGE (LOW CHANNEL)

HORIZONTAL RESULT

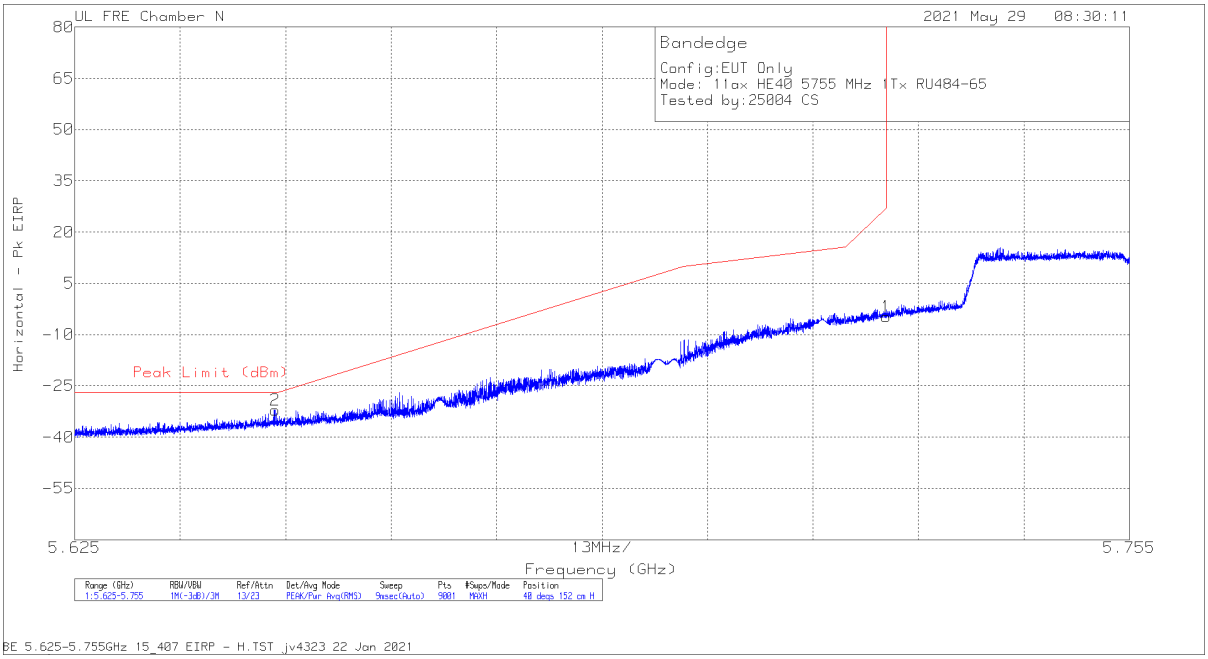

Marker	Frequency (GHz)	Meter Reading (dBm)	Det	AF PRE0213971 (dB/m)	Amp/Cbl/Fltr/ Pad (dB)	Conversion Factor (dB)	Corrected Reading EIRP	Peak Limit (dBm)	PK Margin (dB)	Azimuth (Degs)	Height (cm)	Polarity
2	5.64968	-45.67	Pk	34.6	-32.8	11.8	-32.07	-27	-5.07	40	152	H
1	5.725	-18.39	Pk	34.6	-32.7	11.8	-4.69	26.99	-31.68	40	152	H

Pk - Peak detector

UL VERIFICATION SERVICES INC.
47173 Benicia Street, Fremont, CA 94538; USA TEL:(510) 319-4000 FAX:(510) 661-0888

This report shall not be reproduced except in full, without the written approval of UL Verification Services Inc.

VERTICAL RESULT

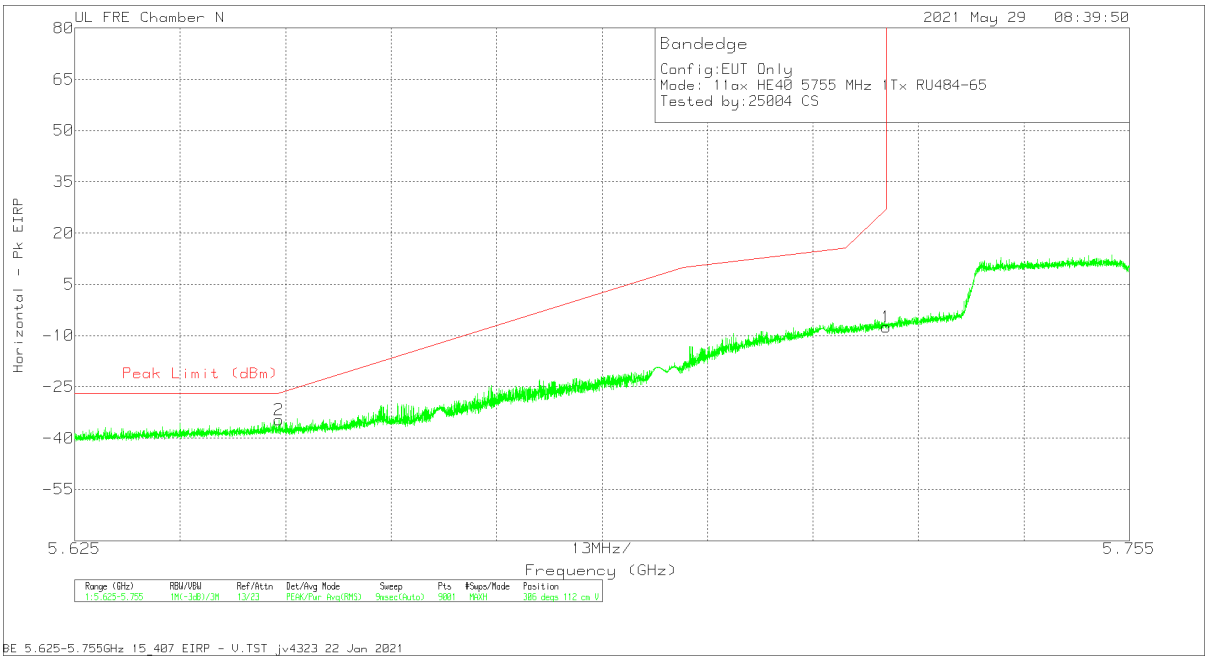

Marker	Frequency (GHz)	Meter Reading (dBm)	Det	AF PRE0213971 (dB/m)	Amp/Cbl/Fltr/ Pad (dB)	Conversion Factor (dB)	Corrected Reading EIRP	Peak Limit (dBm)	PK Margin (dB)	Azimuth (Degs)	Height (cm)	Polarity
2	5.6502	-48.22	Pk	34.5	-32.8	11.8	-34.72	-26.85	-7.87	306	112	V
1	5.725	-21.23	Pk	34.6	-32.7	11.8	-7.53	26.99	-34.52	306	112	V

Pk - Peak detector

UL VERIFICATION SERVICES INC.
47173 Benicia Street, Fremont, CA 94538; USA TEL:(510) 319-4000 FAX:(510) 661-0888

This report shall not be reproduced except in full, without the written approval of UL Verification Services Inc.

BANDEDGE (HIGH CHANNEL)

HORIZONTAL RESULT

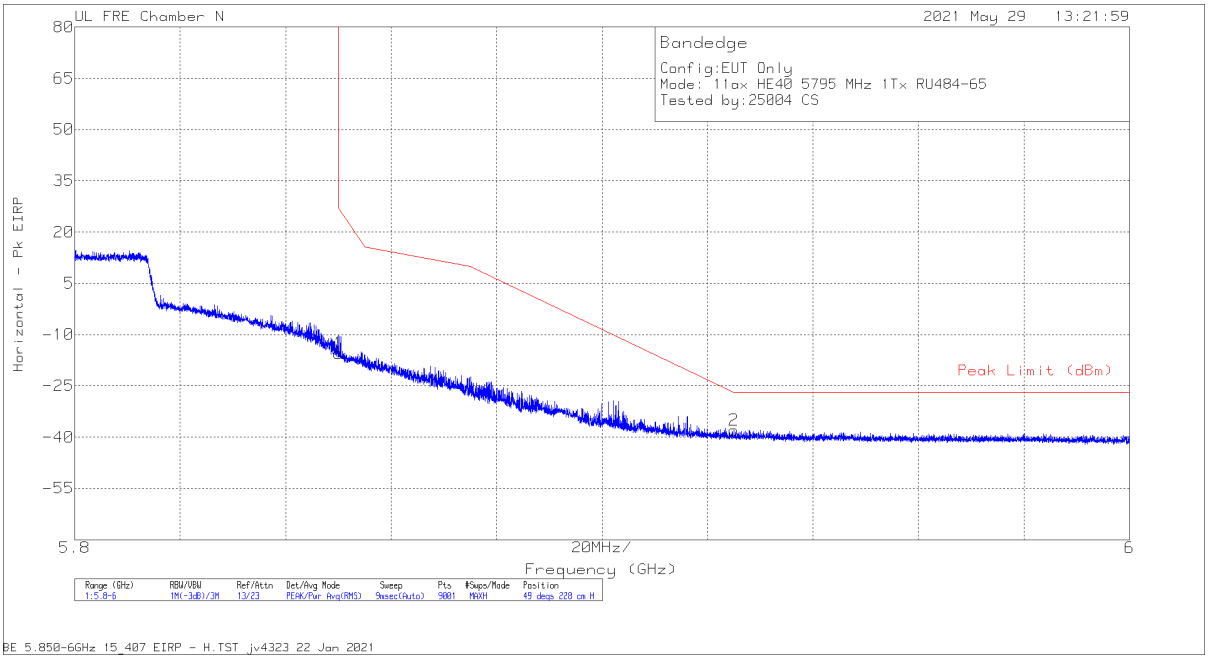

Marker	Frequency (GHz)	Meter Reading (dBm)	Det	AF PRE0213971 (dB/m)	Amp/Cbl/Fltr/ Pad (dB)	Conversion Factor (dB)	Corrected Reading EIRP	Peak Limit (dBm)	PK Margin (dB)	Azimuth (Degs)	Height (cm)	Polarity
1	5.85002	-29.87	Pk	34.9	-32.3	11.8	-15.47	26.95	-42.42	49	228	H
2	5.92502	-52.53	Pk	35.2	-32.4	11.8	-37.93	-27	-10.93	49	228	H

Pk - Peak detector

UL VERIFICATION SERVICES INC.
47173 Benicia Street, Fremont, CA 94538; USA TEL:(510) 319-4000 FAX:(510) 661-0888

This report shall not be reproduced except in full, without the written approval of UL Verification Services Inc.

VERTICAL RESULT

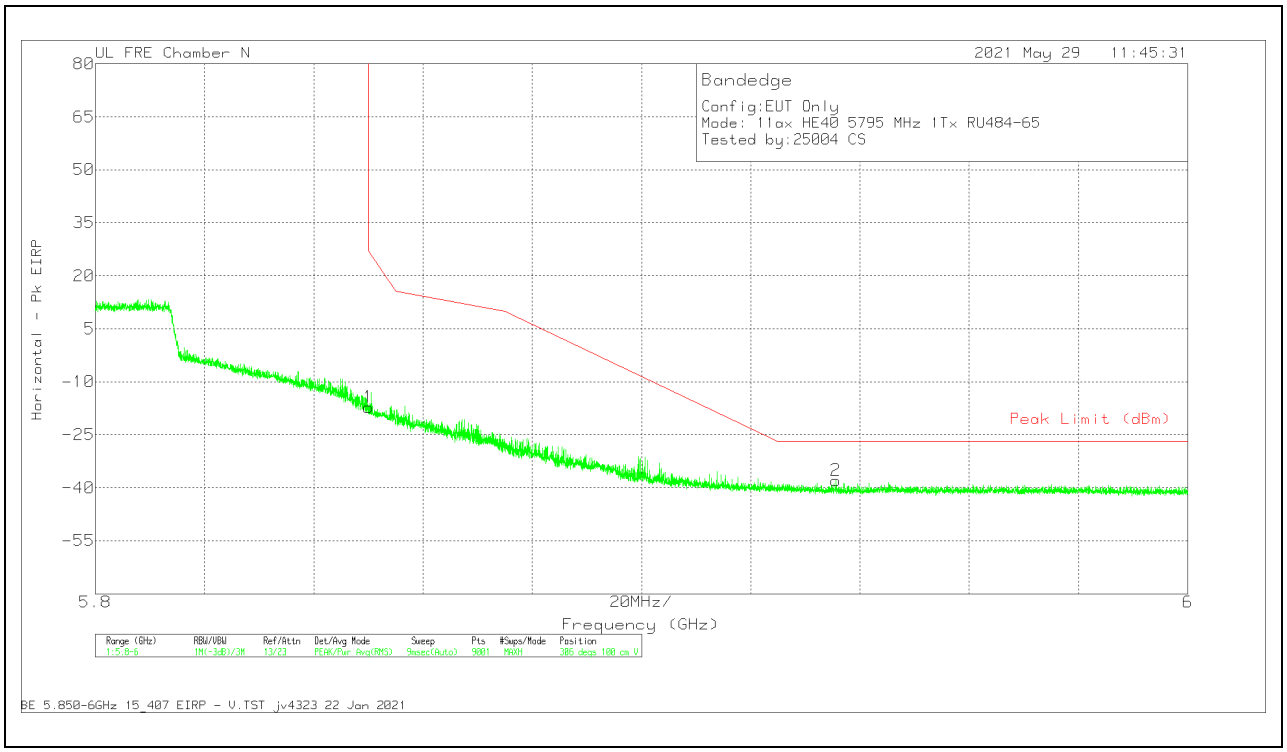

Marker	Frequency (GHz)	Meter Reading (dBm)	Det	AF PRE0213971 (dB/m)	Amp/Cbl/Fltr/ Pad (dB)	Conversion Factor (dB)	Corrected Reading EIRP	Peak Limit (dBm)	PK Margin (dB)	Azimuth (Degs)	Height (cm)	Polarity
1	5.85002	-36.01	Pk	34.9	-32.3	11.8	-21.61	26.95	-48.56	279	124	V
2	5.93409	-53.22	Pk	35.2	-32.4	11.8	-38.62	-27	-11.62	279	124	V

Pk - Peak detector

UL VERIFICATION SERVICES INC.
47173 Benicia Street, Fremont, CA 94538; USA TEL:(510) 319-4000 FAX:(510) 661-0888

This report shall not be reproduced except in full, without the written approval of UL Verification Services Inc.

1TX ANTENNA 5 – 26-Tone, RU Index 0

BANDEDGE (LOW CHANNEL)

HORIZONTAL RESULT

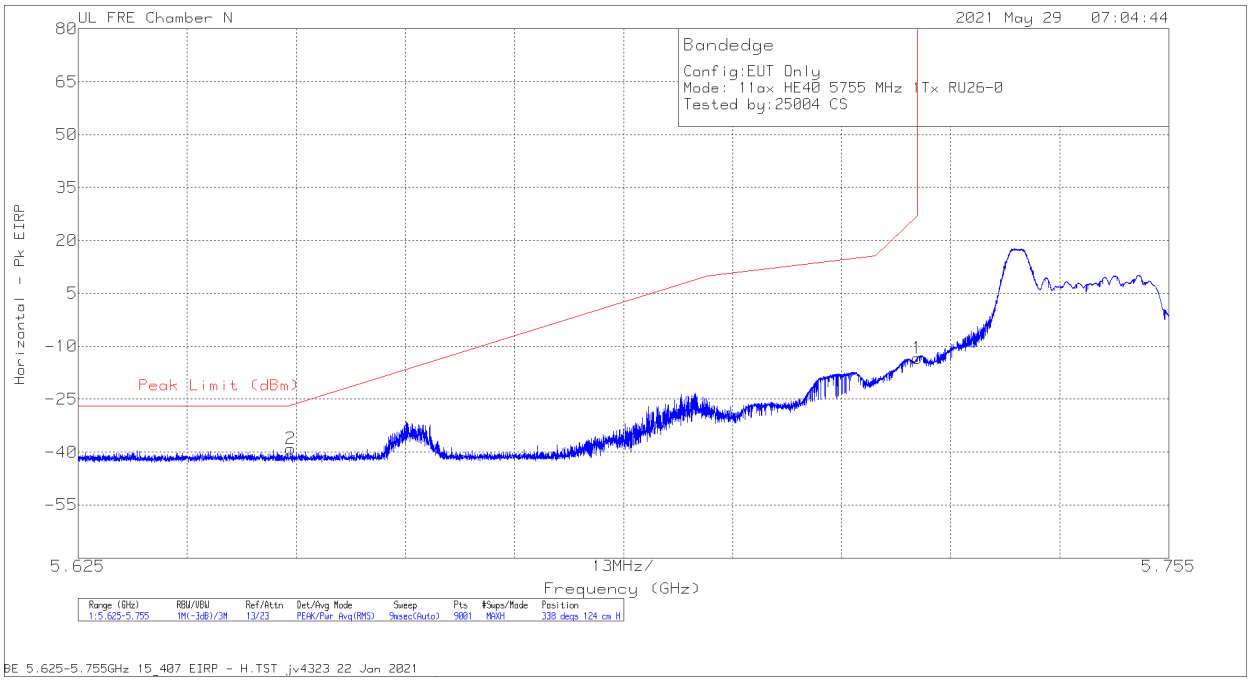

Marker	Frequency (GHz)	Meter Reading (dBm)	Det	AF PRE0213971 (dB/m)	Amp/Cbl/Fltr/ Pad (dB)	Conversion Factor (dB)	Corrected Reading EIRP	Peak Limit (dBm)	PK Margin (dB)	Azimuth (Degs)	Height (cm)	Polarity
2	5.65033	-52.54	Pk	34.5	-32.8	11.8	-39.04	-26.75	-12.29	338	124	H
1	5.725	-27.07	Pk	34.6	-32.7	11.8	-13.37	26.99	-40.36	338	124	H

Pk - Peak detector

UL VERIFICATION SERVICES INC.
47173 Benicia Street, Fremont, CA 94538; USA TEL:(510) 319-4000 FAX:(510) 661-0888

This report shall not be reproduced except in full, without the written approval of UL Verification Services Inc.

VERTICAL RESULT

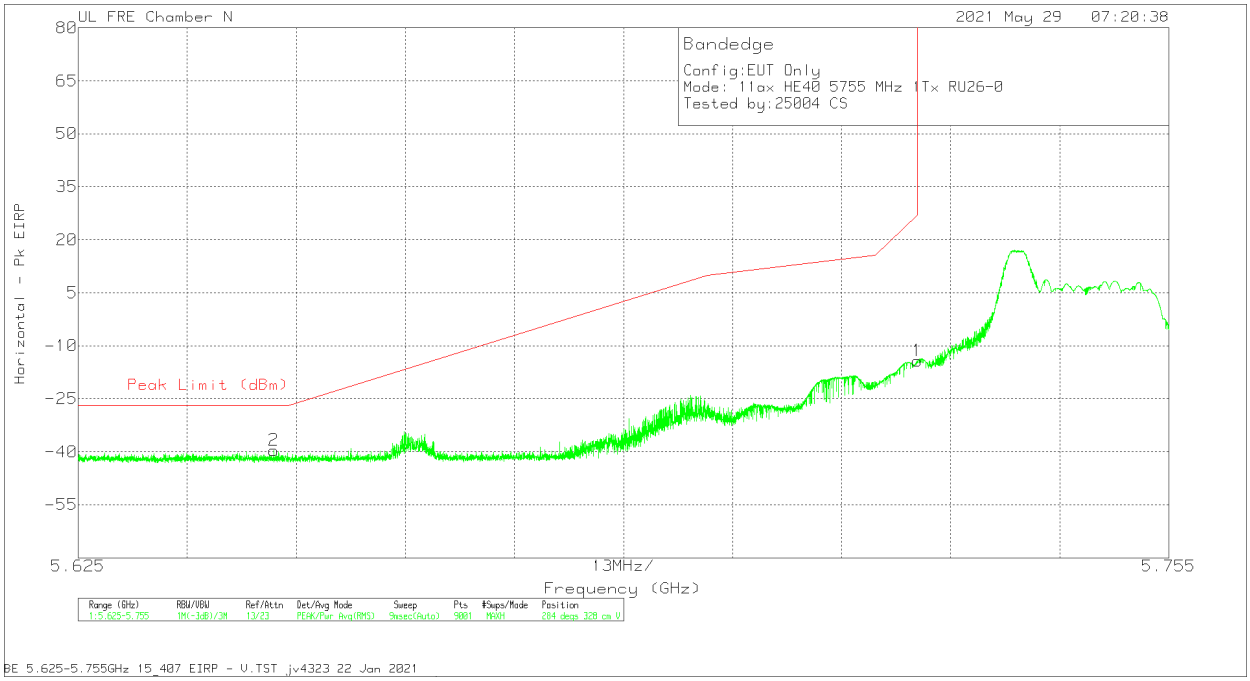

Marker	Frequency (GHz)	Meter Reading (dBm)	Det	AF PRE0213971 (dB/m)	Amp/Cbl/Fltr/ Pad (dB)	Conversion Factor (dB)	Corrected Reading EIRP	Peak Limit (dBm)	PK Margin (dB)	Azimuth (Degs)	Height (cm)	Polarity
2	5.64834	-53.24	Pk	34.6	-32.8	11.8	-39.64	-27	-12.64	284	328	V
1	5.725	-28.03	Pk	34.6	-32.7	11.8	-14.33	26.99	-41.32	284	328	V

Pk - Peak detector

UL VERIFICATION SERVICES INC.
47173 Benicia Street, Fremont, CA 94538; USA TEL:(510) 319-4000 FAX:(510) 661-0888

This report shall not be reproduced except in full, without the written approval of UL Verification Services Inc.

1TX ANTENNA 5 – 26-Tone, RU Index 17

BANDEDGE (HIGH CHANNEL)

HORIZONTAL RESULT

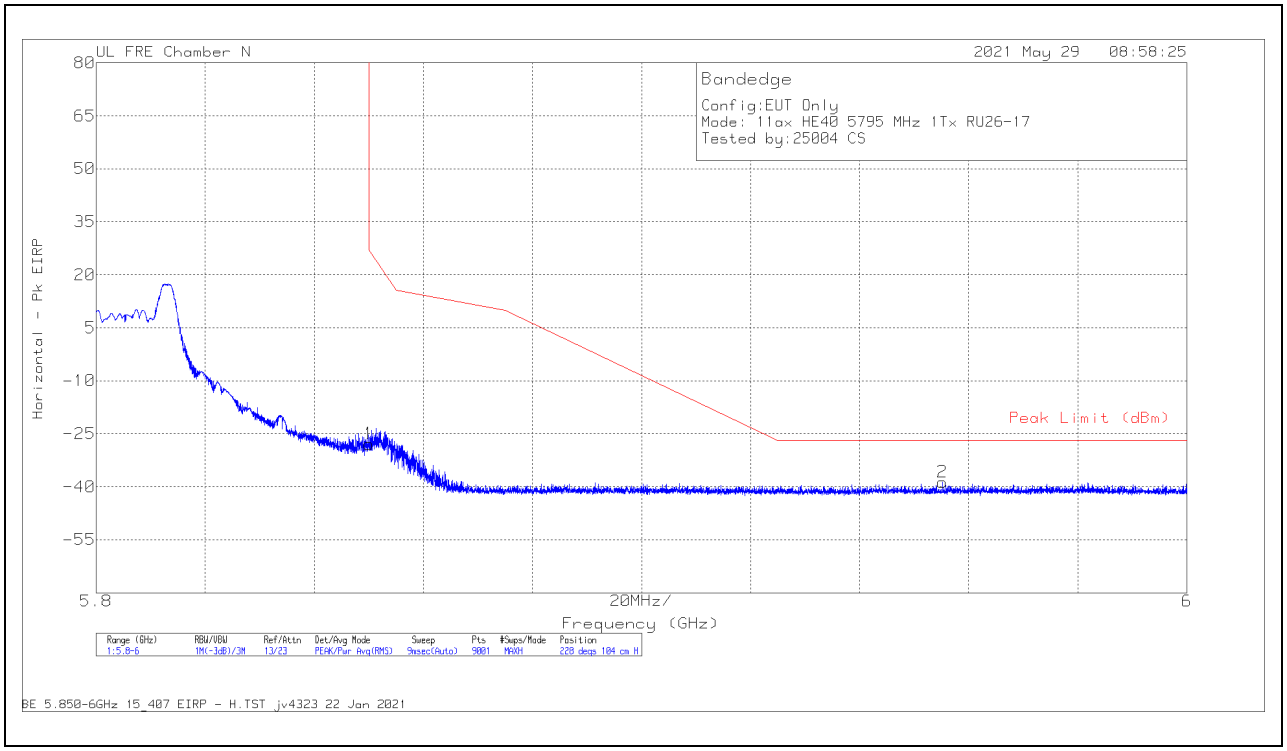

Marker	Frequency (GHz)	Meter Reading (dBm)	Det	AF PRE0213971 (dB/m)	Amp/Cbl/Fltr/ Pad (dB)	Conversion Factor (dB)	Corrected Reading EIRP	Peak Limit (dBm)	PK Margin (dB)	Azimuth (Degs)	Height (cm)	Polarity
1	5.85002	-42.35	Pk	34.9	-32.3	11.8	-27.95	26.95	-54.9	228	104	H
2	5.9552	-53.47	Pk	35.2	-32.2	11.8	-38.67	-27	-11.67	228	104	H

Pk - Peak detector

UL VERIFICATION SERVICES INC.
47173 Benicia Street, Fremont, CA 94538; USA TEL:(510) 319-4000 FAX:(510) 661-0888

This report shall not be reproduced except in full, without the written approval of UL Verification Services Inc.

VERTICAL RESULT

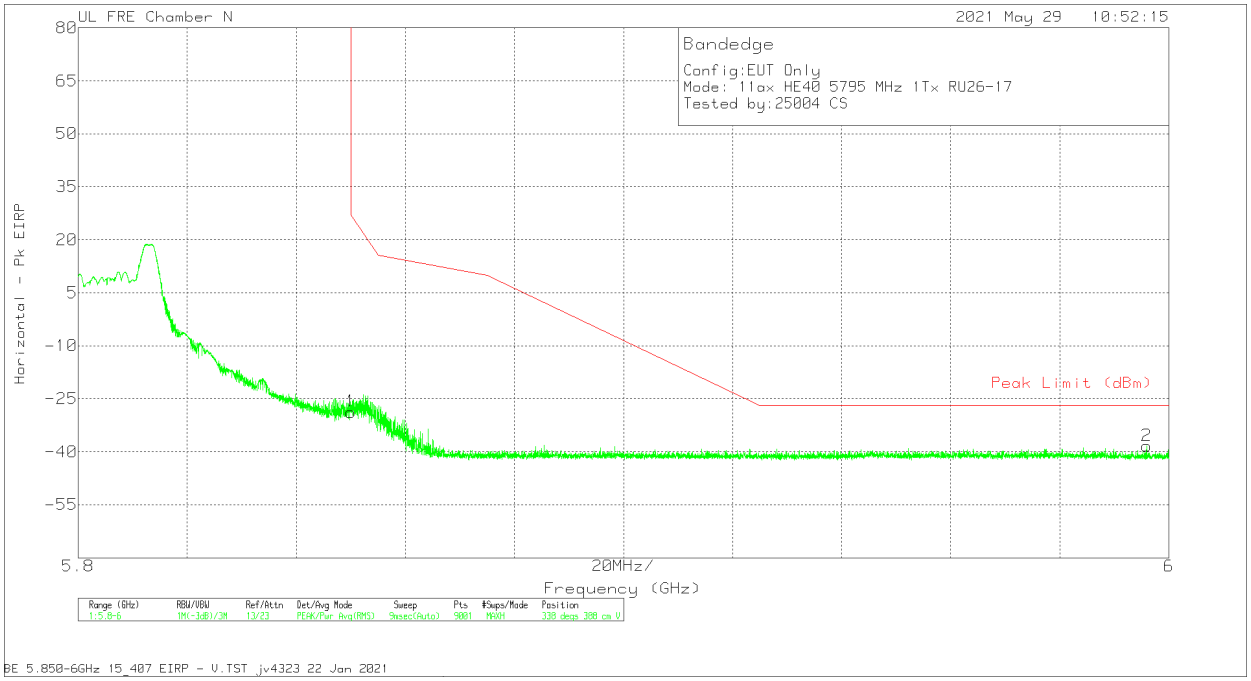

Marker	Frequency (GHz)	Meter Reading (dBm)	Det	AF PRE0213971 (dB/m)	Amp/Cbl/Fltr/ Pad (dB)	Conversion Factor (dB)	Corrected Reading EIRP	Peak Limit (dBm)	PK Margin (dB)	Azimuth (Degs)	Height (cm)	Polarity
1	5.85002	-43.09	Pk	34.9	-32.3	11.8	-28.69	26.95	-55.64	338	388	V
2	5.99598	-53.17	Pk	35.3	-32.3	11.8	-38.37	-27	-11.37	338	388	V

Pk - Peak detector

UL VERIFICATION SERVICES INC.
47173 Benicia Street, Fremont, CA 94538; USA TEL:(510) 319-4000 FAX:(510) 661-0888

This report shall not be reproduced except in full, without the written approval of UL Verification Services Inc.

2TX ANTENNA 6 + ANTENNA 5 OFDMA MODE – 484-Tone, RU Index 65

BANDEDGE (LOW CHANNEL)

HORIZONTAL RESULT

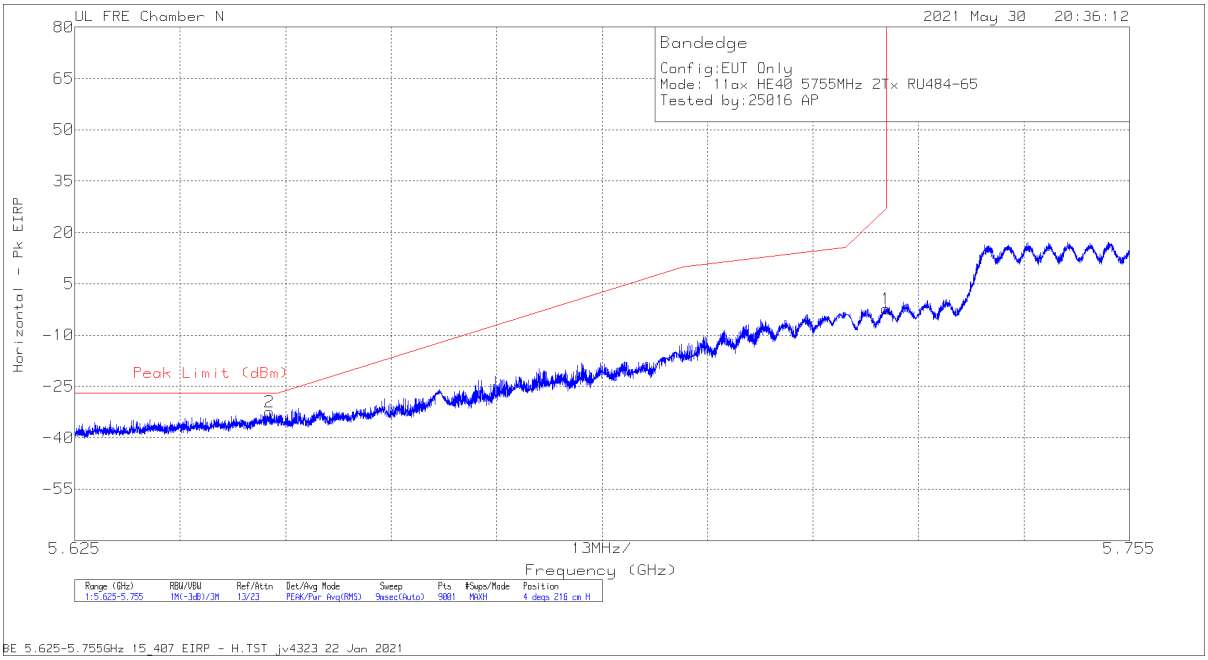

Marker	Frequency (GHz)	Meter Reading (dBm)	Det	AF PRE0213971 (dB/m)	Amp/Cbl/Fltr/Pad (dB)	Conversion Factor (dB)	Corrected Reading EIRP	Peak Limit (dBm)	PK Margin (dB)	Azimuth (Degs)	Height (cm)	Polarity
2	5.64901	-46.05	Pk	34.6	-32.8	11.8	-32.45	-27	-5.45	4	216	H
1	5.725	-16.01	Pk	34.6	-32.7	11.8	-2.31	26.99	-29.3	4	216	H

Pk - Peak detector

UL VERIFICATION SERVICES INC.
47173 Benicia Street, Fremont, CA 94538; USA TEL:(510) 319-4000 FAX:(510) 661-0888

This report shall not be reproduced except in full, without the written approval of UL Verification Services Inc.

VERTICAL RESULT

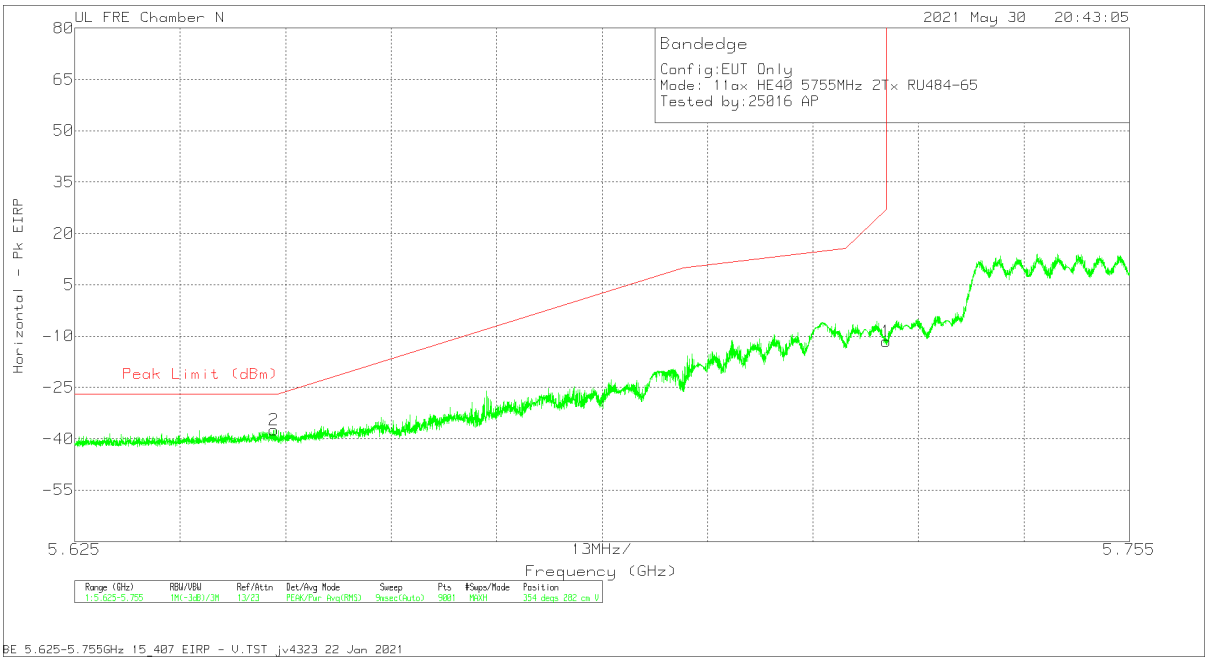

Marker	Frequency (GHz)	Meter Reading (dBm)	Det	AF PRE0213971 (dB/m)	Amp/Cbl/Fltr/Pad (dB)	Conversion Factor (dB)	Corrected Reading EIRP	Peak Limit (dBm)	PK Margin (dB)	Azimuth (Degs)	Height (cm)	Polarity
2	5.64953	-50.99	Pk	34.6	-32.8	11.8	-37.39	-27	-10.39	354	282	V
1	5.725	-25.16	Pk	34.6	-32.7	11.8	-11.46	26.99	-38.45	354	282	V

Pk - Peak detector

UL VERIFICATION SERVICES INC.
47173 Benicia Street, Fremont, CA 94538; USA TEL:(510) 319-4000 FAX:(510) 661-0888

This report shall not be reproduced except in full, without the written approval of UL Verification Services Inc.

BANDEDGE (HIGH CHANNEL)

HORIZONTAL RESULT

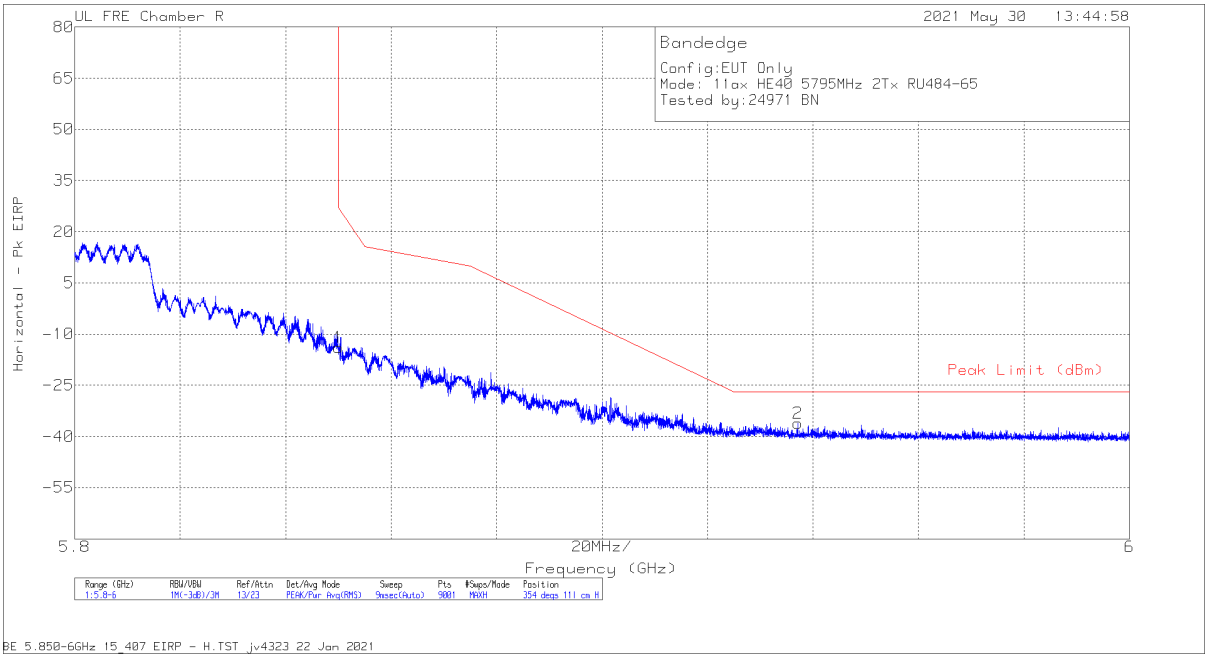

Marker	Frequency (GHz)	Meter Reading (dBm)	Det	AF PRE0213973 (dB/m)	Amp/Cbl/Fltr/ Pad (dB)	Conversion Factor (dB)	Corrected Reading EIRP	Peak Limit (dBm)	PK Margin (dB)	Azimuth (Degs)	Height (cm)	Polarity
1	5.85002	-30.37	Pk	34.8	-30.1	11.8	-13.87	26.95	-40.82	354	111	H
2	5.93709	-52.77	Pk	35	-30.1	11.8	-36.07	-27	-9.07	354	111	H

Pk - Peak detector

UL VERIFICATION SERVICES INC.
47173 Benicia Street, Fremont, CA 94538; USA TEL:(510) 319-4000 FAX:(510) 661-0888
This report shall not be reproduced except in full, without the written approval of UL Verification Services Inc.

VERTICAL RESULT

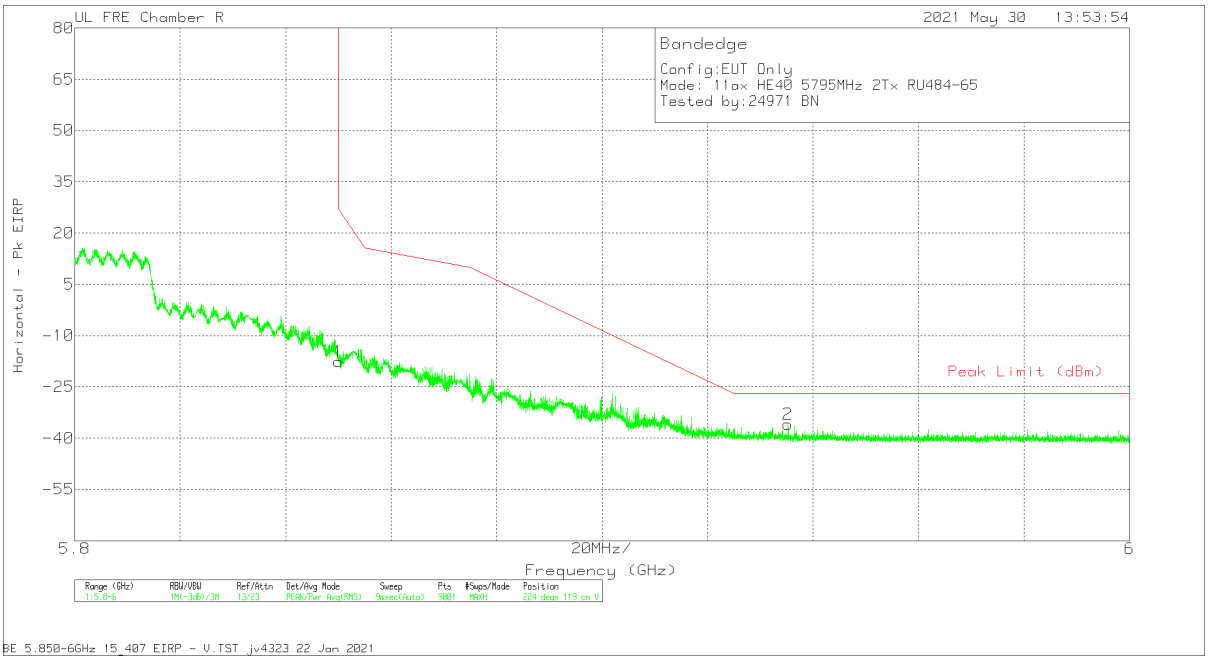

Marker	Frequency (GHz)	Meter Reading (dBm)	Det	AF PRE0213973 (dB/m)	Amp/Cbl/Fltr/Pad (dB)	Conversion Factor (dB)	Corrected Reading EIRP	Peak Limit (dBm)	PK Margin (dB)	Azimuth (Degs)	Height (cm)	Polarity
1	5.85002	-34.01	Pk	34.8	-30.1	11.8	-17.51	26.95	-44.46	224	119	V
2	5.93522	-52.66	Pk	35	-30.1	11.8	-35.96	-27	-8.96	224	119	V

Pk - Peak detector

UL VERIFICATION SERVICES INC.
47173 Benicia Street, Fremont, CA 94538; USA TEL:(510) 319-4000 FAX:(510) 661-0888

This report shall not be reproduced except in full, without the written approval of UL Verification Services Inc.

HARMONICS AND SPURIOUS EMISSIONS

LOW CHANNEL RESULTS

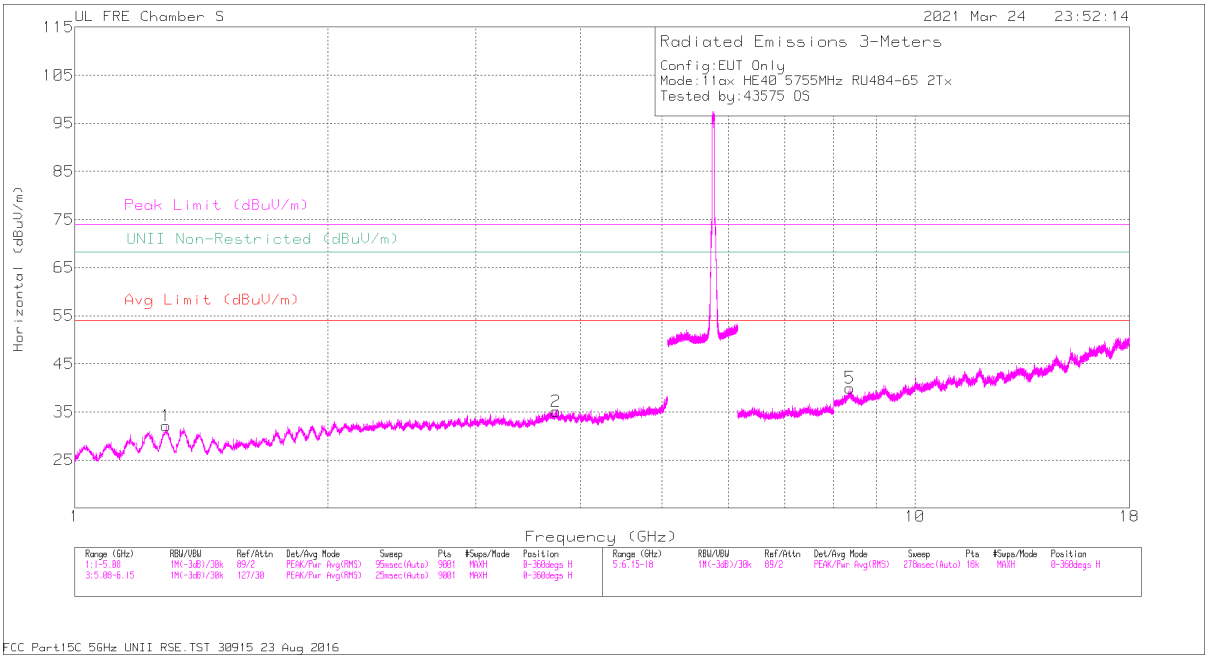

HORIZONTAL

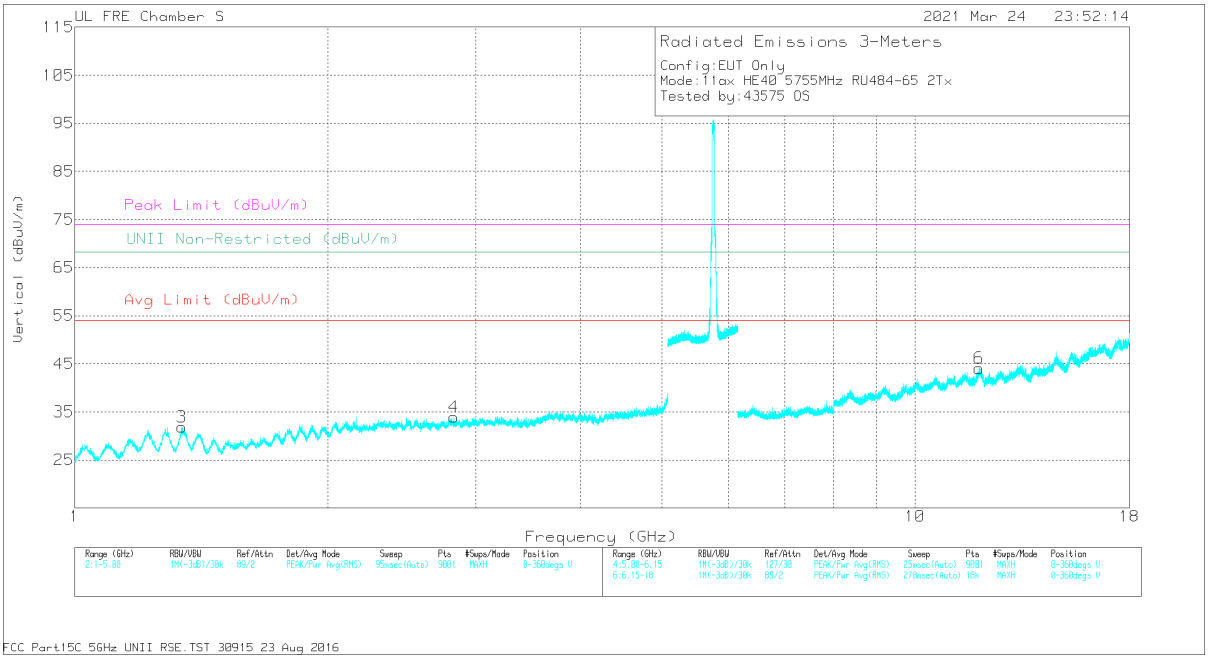

VERTICAL

UL VERIFICATION SERVICES INC.
47173 Benicia Street, Fremont, CA 94538; USA TEL:(510) 319-4000 FAX:(510) 661-0888

This report shall not be reproduced except in full, without the written approval of UL Verification Services Inc.

RADIATED EMISSIONS

Marker	Frequency (GHz)	Meter Reading (dBuV)	Det	AF PRE0213833 (dB/m)	Amp/Cbl/Fltr/Pad (dB)	Corrected Reading (dBuV/m)	Avg Limit (dBuV/m)	Margin (dB)	Peak Limit (dBuV/m)	PK Margin (dB)	UNII Non-Restricted (dBuV/m)	PK Margin (dB)	Azimuth (Degs)	Height (cm)	Polarity
1	* 1.28456	57.92	PK-U	29.1	-45.2	41.82	-	-	74	-32.18	-	-	360	100	H
	* 1.28366	46.02	ADR	29.1	-45.2	29.92	54	-24.08	-	-	-	-	360	100	H
2	* 3.74004	52.27	PK-U	33.5	-40.7	45.07	-	-	74	-28.93	-	-	360	100	H
	* 3.73947	40.51	ADR	33.5	-40.7	33.31	54	-20.69	-	-	-	-	360	100	H
3	* 1.34291	57.29	PK-U	29.3	-44.9	41.69	-	-	74	-32.31	-	-	360	201	V
	* 1.34144	45.5	ADR	29.3	-44.9	29.9	54	-24.1	-	-	-	-	360	201	V
4	* 2.82572	53.86	PK-U	32.8	-43.5	43.16	-	-	74	-30.84	-	-	360	200	V
	* 2.82427	42.24	ADR	32.8	-43.5	31.54	54	-22.46	-	-	-	-	360	200	V
5	* 8.36664	49.2	PK-U	36.1	-36.3	49	-	-	74	-25	-	-	360	100	H
	* 8.36624	37.71	ADR	36.1	-36.4	37.41	54	-16.59	-	-	-	-	360	100	H
6	* 11.92077	46.74	PK-U	38.8	-34	51.54	-	-	74	-22.46	-	-	360	201	V
	* 11.91764	35.23	ADR	38.7	-34	39.93	54	-14.07	-	-	-	-	360	201	V

* - indicates frequency in CFR47 Pt 15 / IC RSS-Restricted Band
PK-U - U-NII: Maximum Peak
ADR - U-NII AD primary method, RMS average

UL VERIFICATION SERVICES INC.
47173 Benicia Street, Fremont, CA 94538; USA TEL:(510) 319-4000 FAX:(510) 661-0888
This report shall not be reproduced except in full, without the written approval of UL Verification Services Inc.

HIGH CHANNEL RESULTS

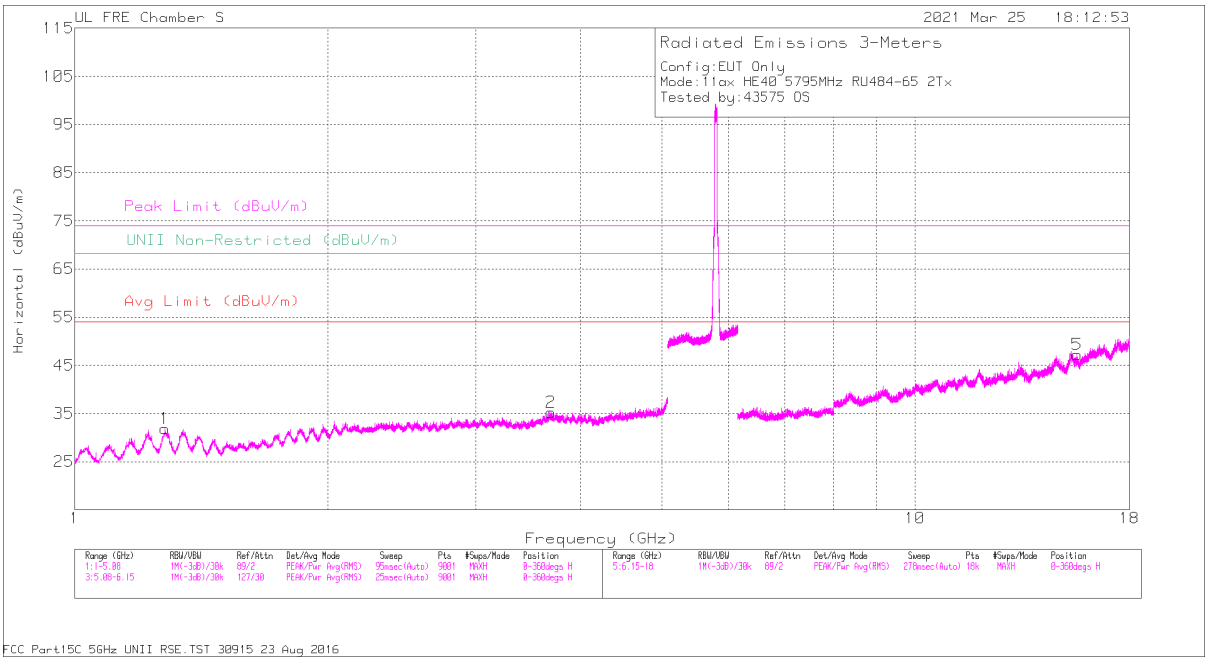

HORIZONTAL

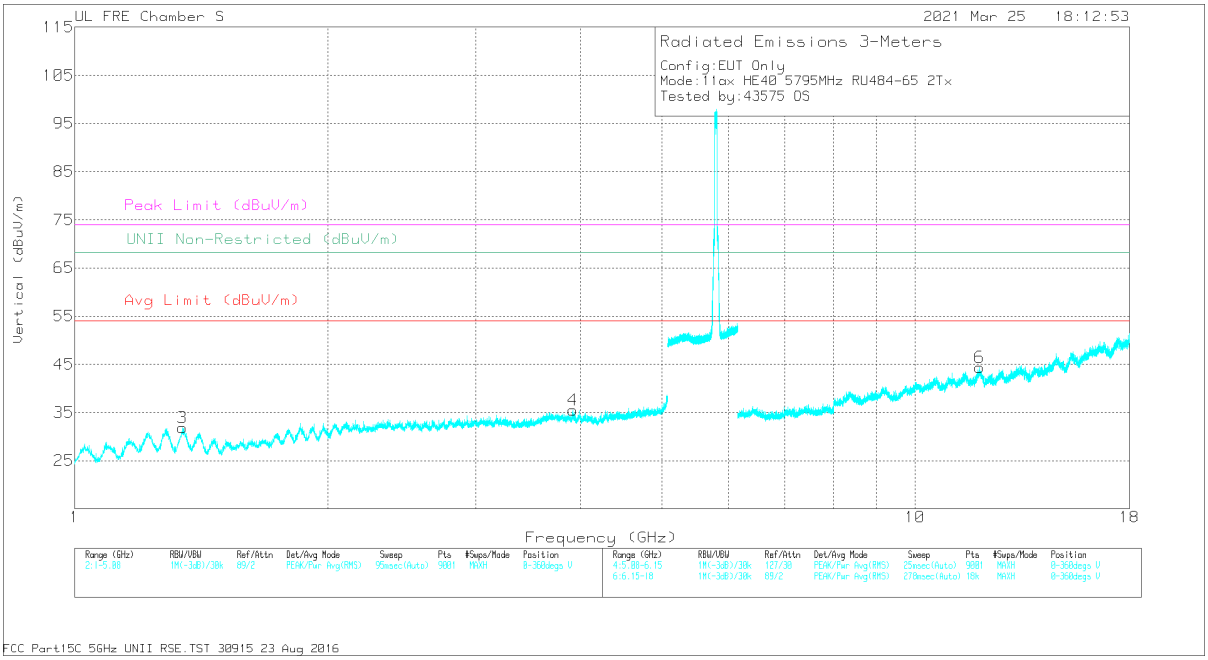

VERTICAL

UL VERIFICATION SERVICES INC.
47173 Benicia Street, Fremont, CA 94538; USA TEL:(510) 319-4000 FAX:(510) 661-0888

This report shall not be reproduced except in full, without the written approval of UL Verification Services Inc.

RADIATED EMISSIONS

Marker	Frequency (GHz)	Meter Reading (dBuV)	Det	AF PRE0213833 (dB/m)	Amp/Cbl/Fltr/Pad (dB)	Corrected Reading (dBuV/m)	Avg Limit (dBuV/m)	Margin (dB)	Peak Limit (dBuV/m)	PK Margin (dB)	UNII Non-Restricted (dBuV/m)	PK Margin (dB)	Azimuth (Degs)	Height (cm)	Polarity
1	* 1.27939	57.85	PK-U	29.2	-45.2	41.85	-	-	74	-32.15	-	-	0	100	H
	* 1.28159	46.05	ADR	29.1	-45.1	30.05	54	-23.95	-	-	-	-	0	100	H
2	* 3.68746	52.16	PK-U	33.5	-40.8	44.86	-	-	74	-29.14	-	-	0	100	H
	* 3.68637	40.36	ADR	33.5	-40.8	33.06	54	-20.94	-	-	-	-	0	100	H
3	* 1.34466	57.53	PK-U	29.3	-44.9	41.93	-	-	74	-32.07	-	-	0	201	V
	* 1.34494	45.72	ADR	29.3	-44.9	30.12	54	-23.88	-	-	-	-	0	201	V
4	* 3.91863	51.68	PK-U	33.9	-40.6	44.98	-	-	74	-29.02	-	-	0	200	V
	* 3.91674	39.91	ADR	33.9	-40.6	33.21	54	-20.79	-	-	-	-	0	200	V
5	* 15.59501	48.1	PK-U	40.5	-32.5	56.1	-	-	74	-17.9	-	-	0	200	H
	* 15.5958	35.98	ADR	40.5	-32.5	43.98	54	-10.02	-	-	-	-	0	200	H
6	* 11.93494	46.84	PK-U	38.8	-33.8	51.84	-	-	74	-22.16	-	-	0	200	V
	* 11.93395	35.18	ADR	38.8	-33.8	40.18	54	-13.82	-	-	-	-	0	200	V

* - indicates frequency in CFR47 Pt 15 / IC RSS-Restricted Band
PK-U - U-NII: Maximum Peak
ADR - U-NII AD primary method, RMS average

UL VERIFICATION SERVICES INC.
47173 Benicia Street, Fremont, CA 94538; USA TEL:(510) 319-4000 FAX:(510) 661-0888
This report shall not be reproduced except in full, without the written approval of UL Verification Services Inc.

2TX ANTENNA 6 + ANTENNA 5 OFDMA MODE – 26-Tone, RU Index 0

BANDEDGE (LOW CHANNEL)

HORIZONTAL RESULT

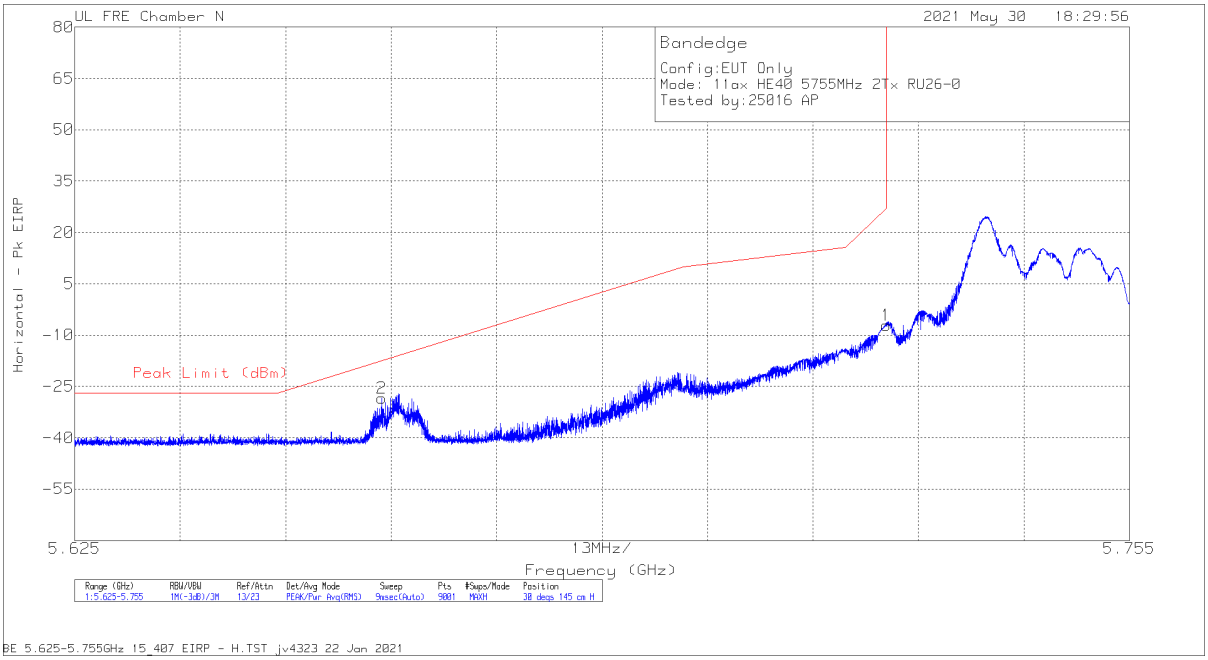

Marker	Frequency (GHz)	Meter Reading (dBm)	Det	AF PRE0213971 (dB/m)	Amp/Cbl/Fltr/Pad (dB)	Conversion Factor (dB)	Corrected Reading EIRP	Peak Limit (dBm)	PK Margin (dB)	Azimuth (Degs)	Height (cm)	Polarity
2	5.66286	-42.1	Pk	34.6	-32.7	11.8	-28.4	-17.49	-10.91	30	145	H
1	5.725	-20.84	Pk	34.6	-32.7	11.8	-7.14	26.99	-34.13	30	145	H

Pk - Peak detector

UL VERIFICATION SERVICES INC.
47173 Benicia Street, Fremont, CA 94538; USA TEL:(510) 319-4000 FAX:(510) 661-0888

This report shall not be reproduced except in full, without the written approval of UL Verification Services Inc.

VERTICAL RESULT

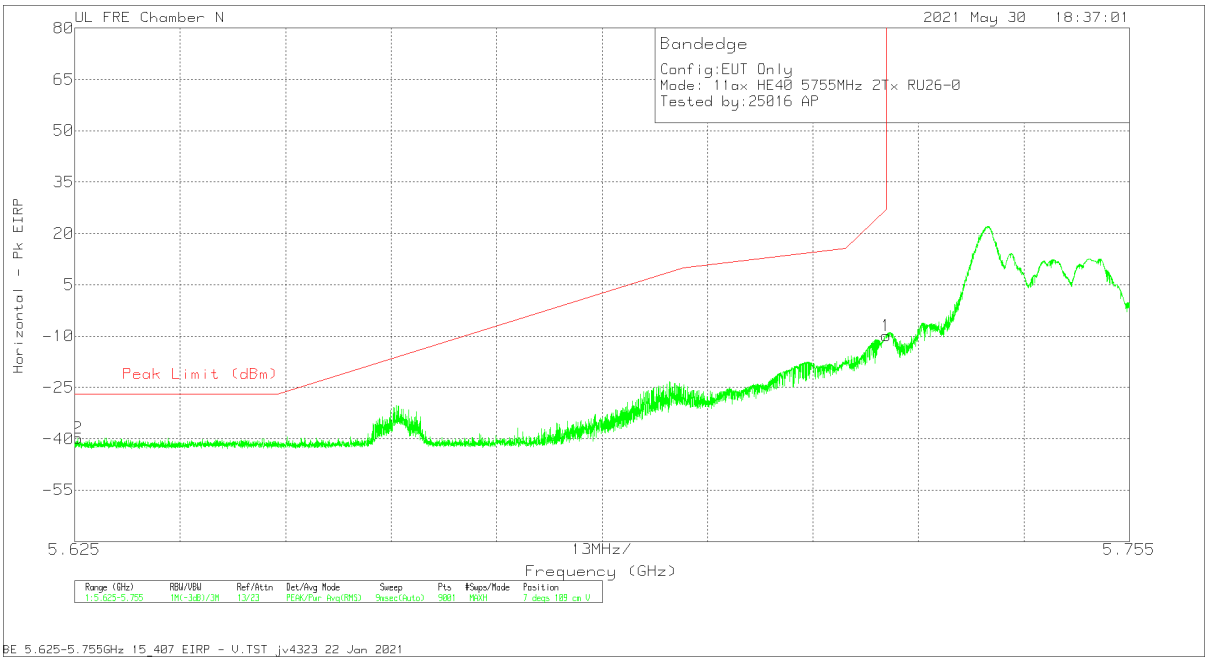

Marker	Frequency (GHz)	Meter Reading (dBm)	Det	AF PRE0213971 (dB/m)	Amp/Cbl/Fltr/Pad (dB)	Conversion Factor (dB)	Corrected Reading EIRP	Peak Limit (dBm)	PK Margin (dB)	Azimuth (Degs)	Height (cm)	Polarity
2	5.62536	-53.34	Pk	34.6	-32.8	11.8	-39.74	-27	-12.74	7	109	V
1	5.725	-23.52	Pk	34.6	-32.7	11.8	-9.82	26.99	-36.81	7	109	V

Pk - Peak detector

UL VERIFICATION SERVICES INC.
47173 Benicia Street, Fremont, CA 94538; USA TEL:(510) 319-4000 FAX:(510) 661-0888

This report shall not be reproduced except in full, without the written approval of UL Verification Services Inc.

2TX ANTENNA 6 + ANTENNA 5 OFDMA MODE – 26-Tone, RU Index 17

BANDEDGE (HIGH CHANNEL)

HORIZONTAL RESULT

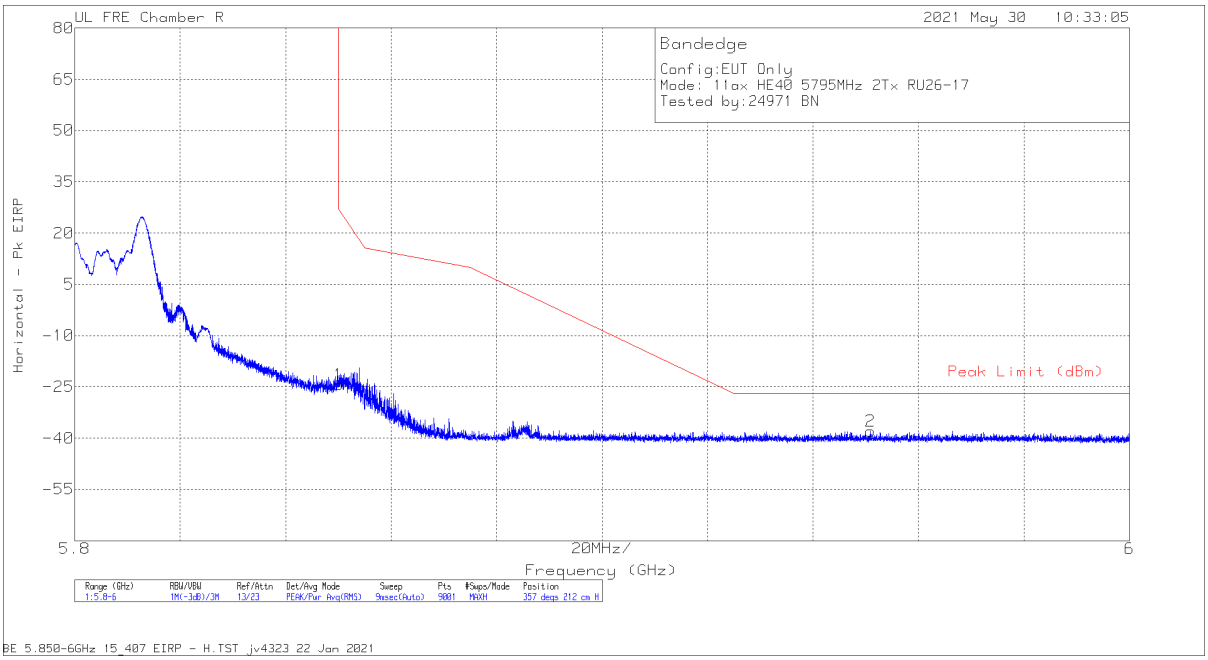

Marker	Frequency (GHz)	Meter Reading (dBm)	Det	AF PRE0213973 (dB/m)	Amp/Cbl/Fltr/Pad (dB)	Conversion Factor (dB)	Corrected Reading EIRP	Peak Limit (dBm)	PK Margin (dB)	Azimuth (Degs)	Height (cm)	Polarity
1	5.85002	-40.95	Pk	34.8	-30.1	11.8	-24.45	26.95	-51.4	357	212	H
2	5.95095	-54.63	Pk	35	-30.1	11.8	-37.93	-27	-10.93	357	212	H

Pk - Peak detector

UL VERIFICATION SERVICES INC.
47173 Benicia Street, Fremont, CA 94538; USA TEL:(510) 319-4000 FAX:(510) 661-0888

This report shall not be reproduced except in full, without the written approval of UL Verification Services Inc.

VERTICAL RESULT

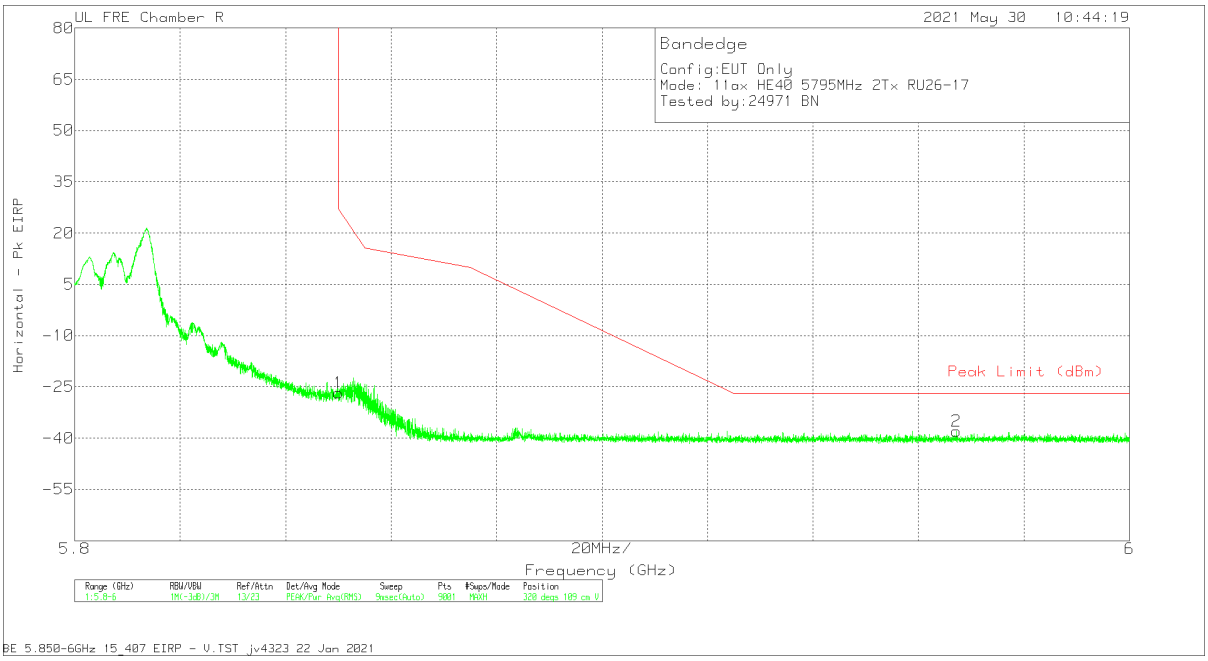

Marker	Frequency (GHz)	Meter Reading (dBm)	Det	AF PRE0213973 (dB/m)	Amp/Cbl/Fltr/ Pad (dB)	Conversion Factor (dB)	Corrected Reading EIRP	Peak Limit (dBm)	PK Margin (dB)	Azimuth (Degs)	Height (cm)	Polarity
1	5.85002	-43.32	Pk	34.8	-30.1	11.8	-26.82	26.95	-53.77	320	109	V
2	5.96718	-54.75	Pk	35.1	-30.1	11.8	-37.95	-27	-10.95	320	109	V

Pk - Peak detector

UL VERIFICATION SERVICES INC.
47173 Benicia Street, Fremont, CA 94538; USA TEL:(510) 319-4000 FAX:(510) 661-0888

This report shall not be reproduced except in full, without the written approval of UL Verification Services Inc.

2TX ANTENNA 6 + ANTENNA 5 OFDMA MODE – 26-Tone, RU Index 0

HARMONICS AND SPURIOUS EMISSIONS

LOW CHANNEL RESULTS

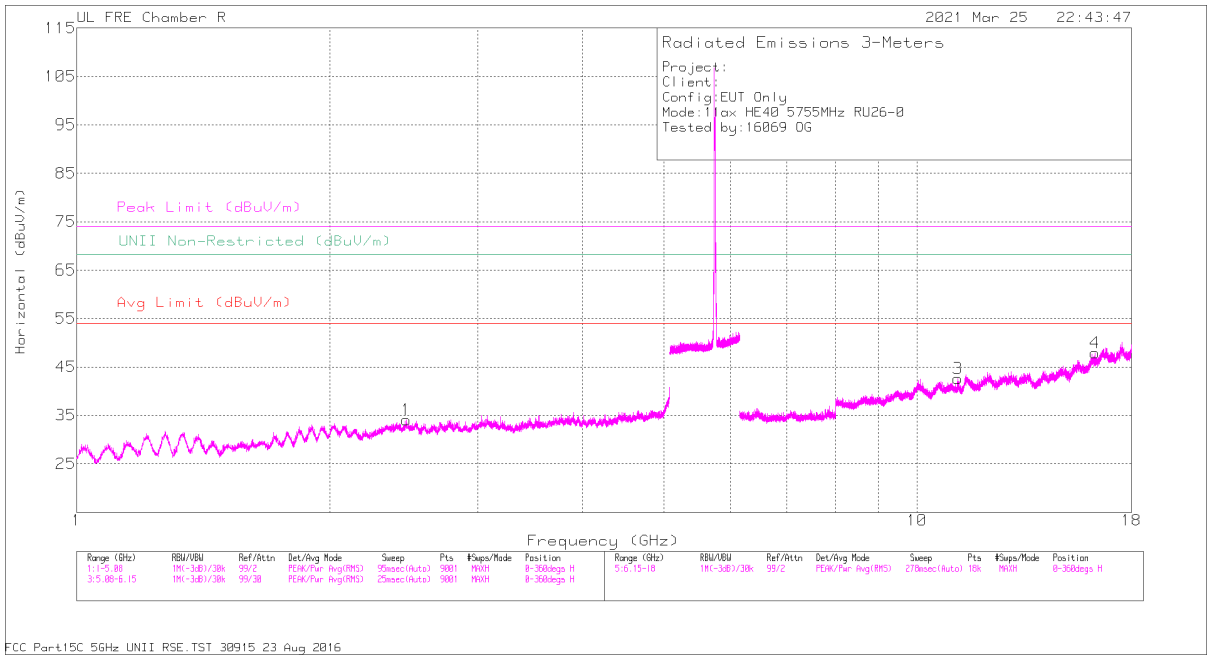

HORIZONTAL

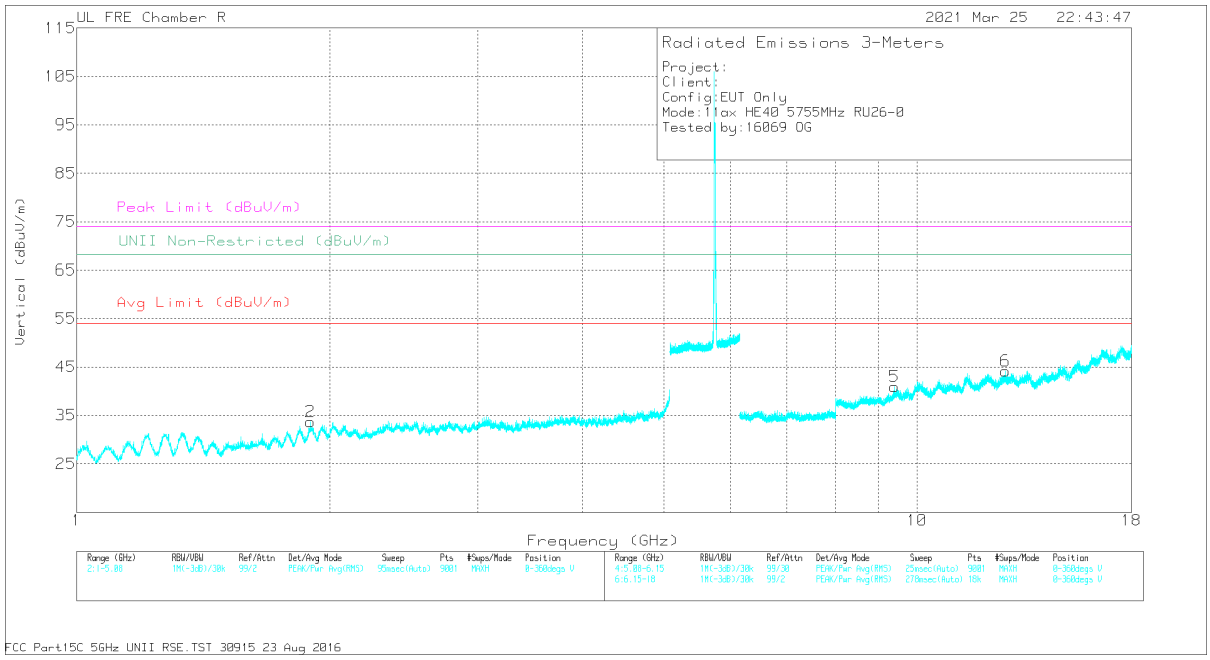

VERTICAL

UL VERIFICATION SERVICES INC.
47173 Benicia Street, Fremont, CA 94538; USA TEL:(510) 319-4000 FAX:(510) 661-0888
This report shall not be reproduced except in full, without the written approval of UL Verification Services Inc.

RADIATED EMISSIONS

Marker	Frequency (GHz)	Meter Reading (dBuV)	Det	AF PRE0213973 (dB/m)	Amp/Cbl/Fltr/Pad (dB)	Corrected Reading (dBuV/m)	Avg Limit (dBuV/m)	Margin (dB)	Peak Limit (dBuV/m)	PK Margin (dB)	UNII Non-Restricted (dBuV/m)	PK Margin (dB)	Azimuth (Degs)	Height (cm)	Polarity
3	* 11.19162	48	PK-U	38	-35	51	-	-	74	-23	-	-	0	100	H
	* 11.19412	36.37	ADR	38	-35	39.37	54	-14.63	-	-	-	-	0	100	H
5	* 9.39849	49.57	PK-U	36.6	-36.6	49.57	-	-	74	-24.43	-	-	0	201	V
	* 9.40045	37.92	ADR	36.6	-36.6	37.92	54	-16.08	-	-	-	-	0	201	V
2	1.89957	57.29	PK-U	31	-45.5	42.79	-	-	-	-	68.2	-25.41	0	201	V
1	2.4668	55.87	PK-U	32.3	-44.9	43.27	-	-	-	-	68.2	-24.93	0	100	H
6	12.7521	48.06	PK-U	39.1	-33.9	53.26	-	-	-	-	68.2	-14.94	0	200	V
4	16.29781	48.24	PK-U	41.1	-33.3	56.04	-	-	-	-	68.2	-12.16	0	100	H

* - indicates frequency in CFR47 Pt 15 / IC RSS-Restricted Band
PK-U - U-NII: Maximum Peak
ADR - U-NII AD primary method, RMS average

UL VERIFICATION SERVICES INC.
47173 Benicia Street, Fremont, CA 94538; USA TEL:(510) 319-4000 FAX:(510) 661-0888
This report shall not be reproduced except in full, without the written approval of UL Verification Services Inc.

HIGH CHANNEL RESULTS

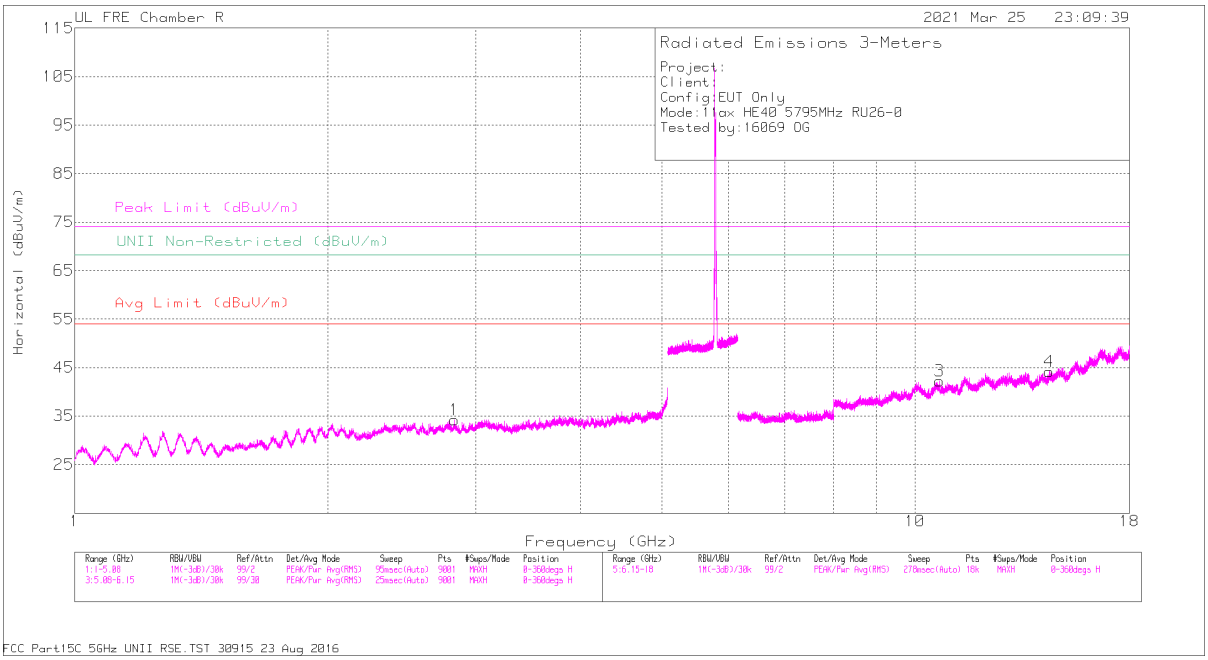

HORIZONTAL

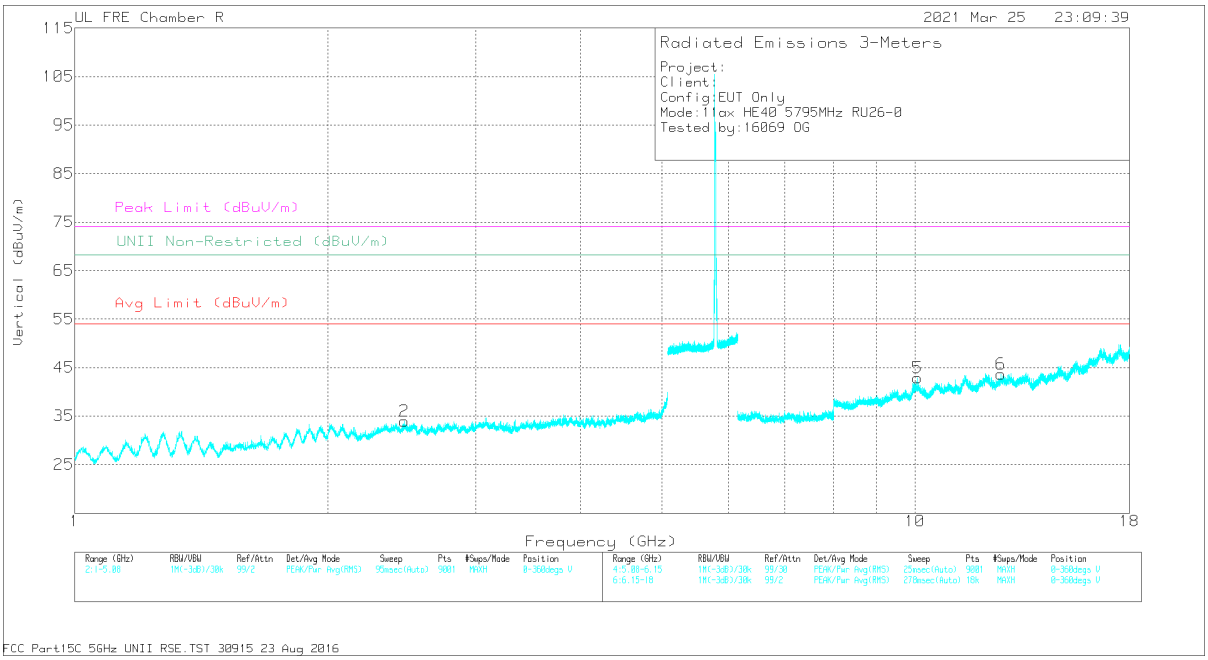

VERTICAL

UL VERIFICATION SERVICES INC.
47173 Benicia Street, Fremont, CA 94538; USA TEL:(510) 319-4000 FAX:(510) 661-0888

This report shall not be reproduced except in full, without the written approval of UL Verification Services Inc.

RADIATED EMISSIONS

Marker	Frequency (GHz)	Meter Reading (dBuV)	Det	AF PRE0213973 (dB/m)	Amp/Cbl/Fltr/Pad (dB)	Corrected Reading (dBuV/m)	Avg Limit (dBuV/m)	Margin (dB)	Peak Limit (dBuV/m)	PK Margin (dB)	UNII Non-Restricted (dBuV/m)	PK Margin (dB)	Azimuth (Degs)	Height (cm)	Polarity
1	* 2.8308	54.08	PK-U	32.7	-43.4	43.38	-	-	74	-30.62	-	-	0	100	H
	* 2.83092	42.73	ADR	32.7	-43.4	32.03	54	-21.97	-	-	-	-	0	100	H
3	* 10.69128	48.13	PK-U	37.9	-35.1	50.93	-	-	74	-23.07	-	-	0	100	H
	* 10.69091	36.71	ADR	37.9	-35.1	39.51	54	-14.49	-	-	-	-	0	100	H
6	* 12.65789	47.44	PK-U	39.2	-33.9	52.74	-	-	74	-21.26	-	-	0	200	V
	* 12.65647	36.38	ADR	39.2	-33.9	41.68	54	-12.32	-	-	-	-	0	200	V
2	2.46639	55.84	PK-U	32.3	-44.9	43.24	-	-	-	-	68.2	-24.96	0	201	V
5	10.07027	49.36	PK-U	37.2	-35.2	51.36	-	-	-	-	68.2	-16.84	0	201	V
4	14.45646	47.92	PK-U	39.5	-34.2	53.22	-	-	-	-	68.2	-14.98	0	100	H

* - indicates frequency in CFR47 Pt 15 / IC RSS-Restricted Band
PK-U - U-NII: Maximum Peak
ADR - U-NII AD primary method, RMS average

UL VERIFICATION SERVICES INC.
47173 Benicia Street, Fremont, CA 94538; USA TEL:(510) 319-4000 FAX:(510) 661-0888
This report shall not be reproduced except in full, without the written approval of UL Verification Services Inc.

1.1.24. TX ABOVE 1 GHz 802.11ax HE80 MODE IN THE 5.8 GHz BAND

1TX ANTENNA 6 – 996-Tone, RU Index 67

BANDEDGE (CHANNEL 155 LOW EDGE)

HORIZONTAL RESULT

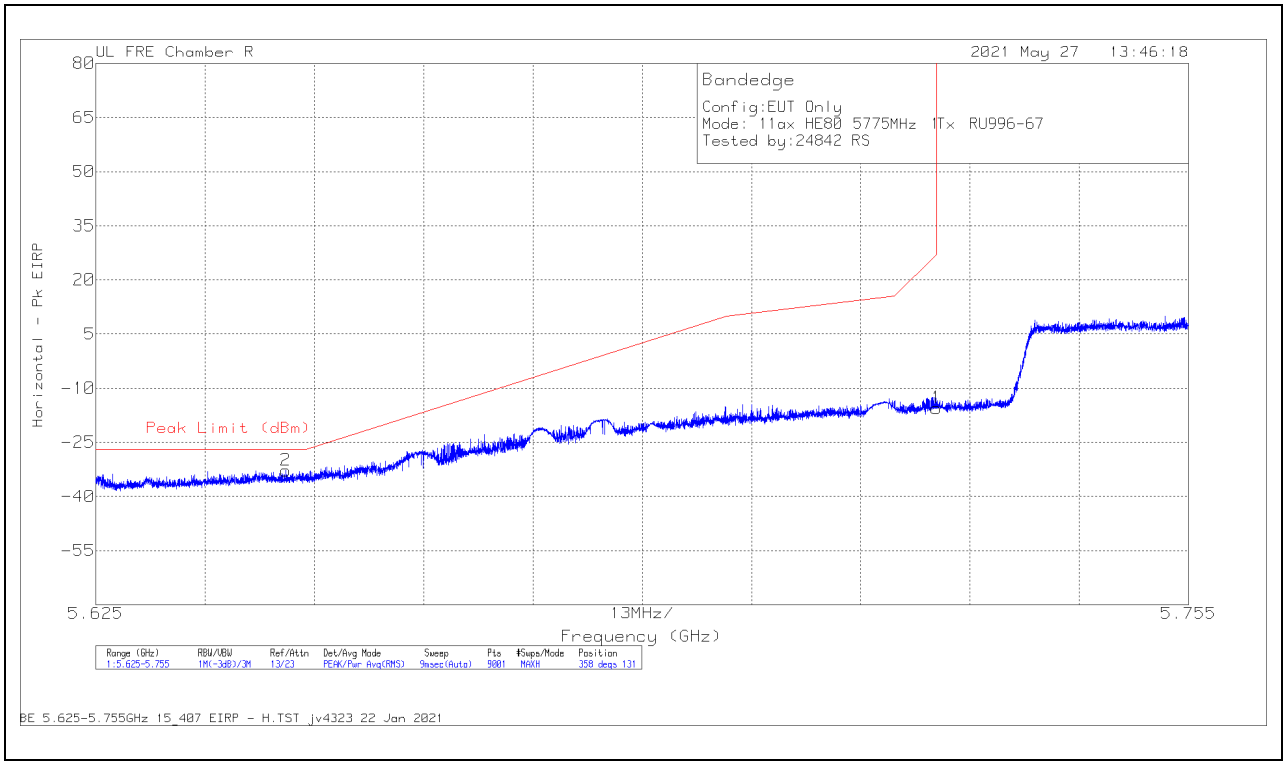

Marker	Frequency (GHz)	Meter Reading (dBm)	Det	AF PRE0213973 (dB/m)	Amp/Cbl/Fltr/ Pad (dB)	Conversion Factor (dB)	Corrected Reading EIRP	Peak Limit (dBm)	PK Margin (dB)	Azimuth (Degs)	Height (cm)	Polarity
2	5.64762	-48.52	Pk	34.5	-30.6	11.8	-32.82	-27	-5.82	358	131	H
1	5.725	-31.64	Pk	34.6	-30.3	11.8	-15.54	26.99	-42.53	358	131	H

Pk - Peak detector

UL VERIFICATION SERVICES INC.
47173 Benicia Street, Fremont, CA 94538; USA TEL:(510) 319-4000 FAX:(510) 661-0888

This report shall not be reproduced except in full, without the written approval of UL Verification Services Inc.

VERTICAL RESULT

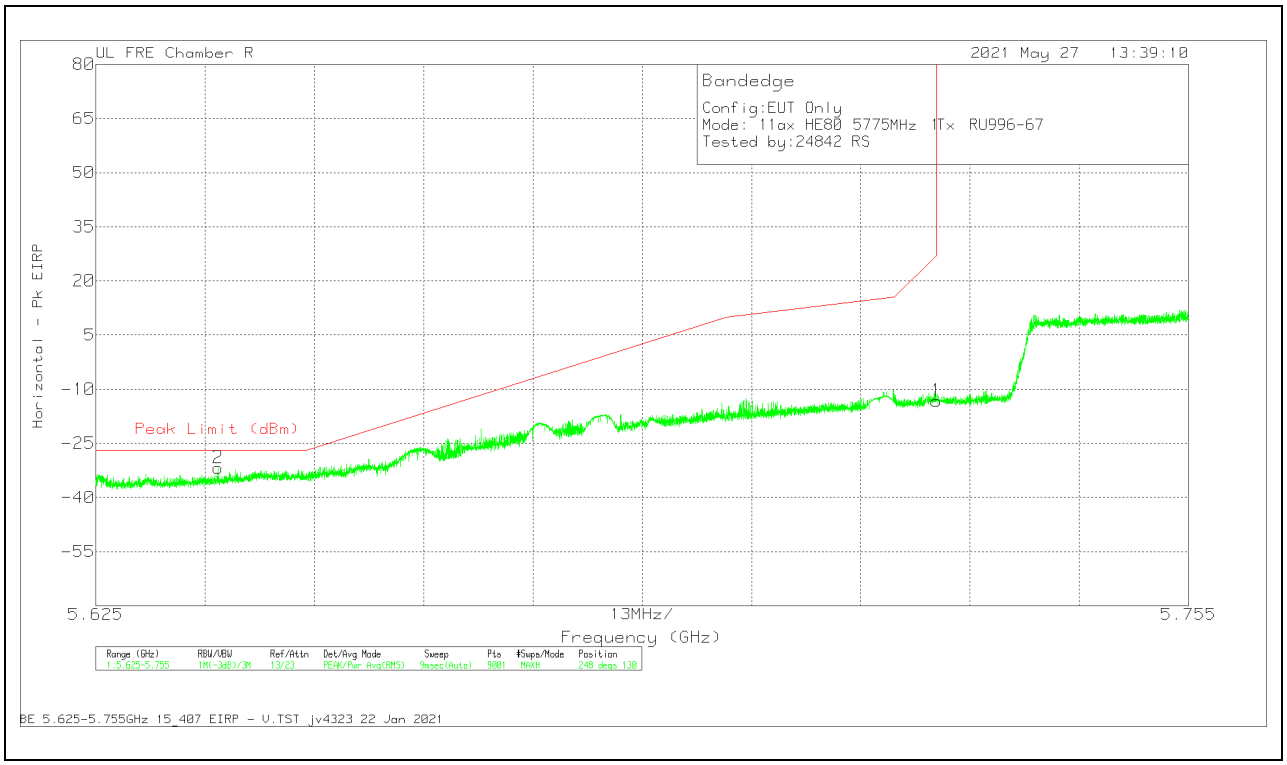

Marker	Frequency (GHz)	Meter Reading (dBm)	Det	AF PRE0213973 (dB/m)	Amp/Cbl/Fltr/ Pad (dB)	Conversion Factor (dB)	Corrected Reading EIRP	Peak Limit (dBm)	PK Margin (dB)	Azimuth (Degs)	Height (cm)	Polarity
2	5.63952	-47.53	Pk	34.5	-30.6	11.8	-31.83	-27	-4.83	248	130	V
1	5.725	-29.36	Pk	34.6	-30.3	11.8	-13.26	26.99	-40.25	248	130	V

Pk - Peak detector

UL VERIFICATION SERVICES INC.
47173 Benicia Street, Fremont, CA 94538; USA TEL:(510) 319-4000 FAX:(510) 661-0888

This report shall not be reproduced except in full, without the written approval of UL Verification Services Inc.

BANDEDGE (CHANNEL 155 HIGH EDGE)

HORIZONTAL RESULT

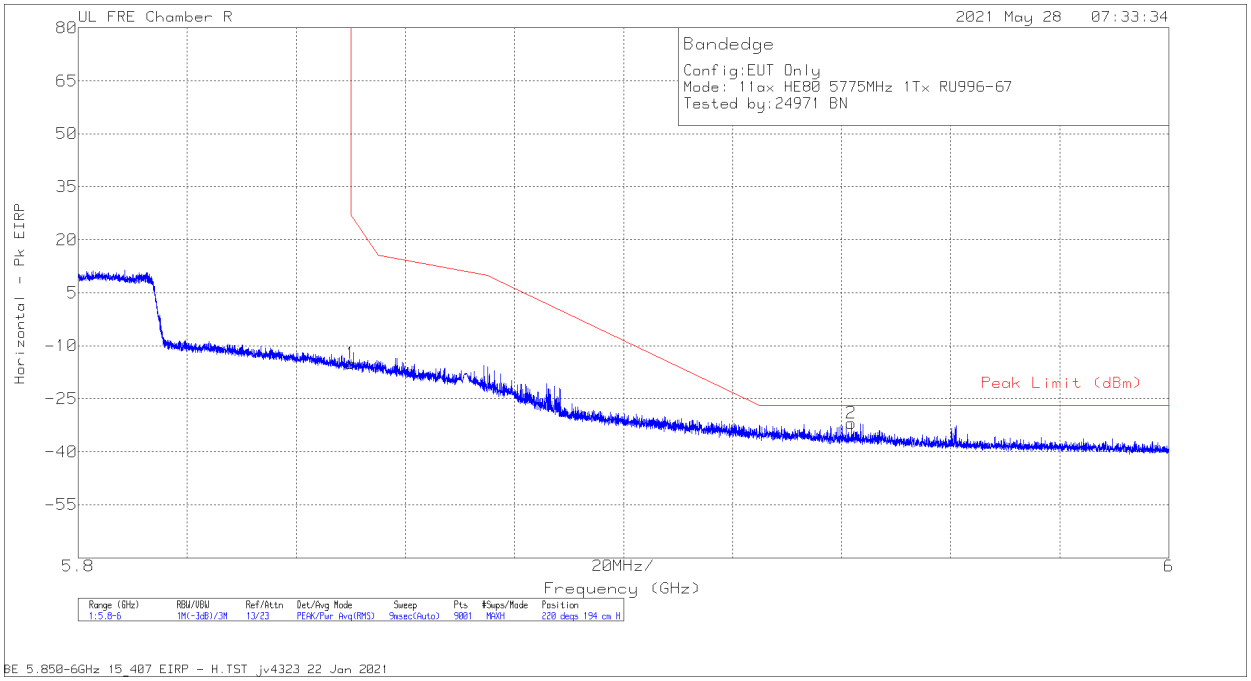

Marker	Frequency (GHz)	Meter Reading (dBm)	Det	AF PRE0213973 (dB/m)	Amp/Cbl/Fltr/ Pad (dB)	Conversion Factor (dB)	Corrected Reading EIRP	Peak Limit (dBm)	PK Margin (dB)	Azimuth (Degs)	Height (cm)	Polarity
1	5.85002	-31.48	Pk	34.8	-30.1	11.8	-14.98	26.95	-41.93	220	194	H
2	5.9418	-48.65	Pk	35	-30	11.8	-31.85	-27	-4.85	220	194	H

Pk - Peak detector

UL VERIFICATION SERVICES INC.
47173 Benicia Street, Fremont, CA 94538; USA TEL:(510) 319-4000 FAX:(510) 661-0888

This report shall not be reproduced except in full, without the written approval of UL Verification Services Inc.

VERTICAL RESULT

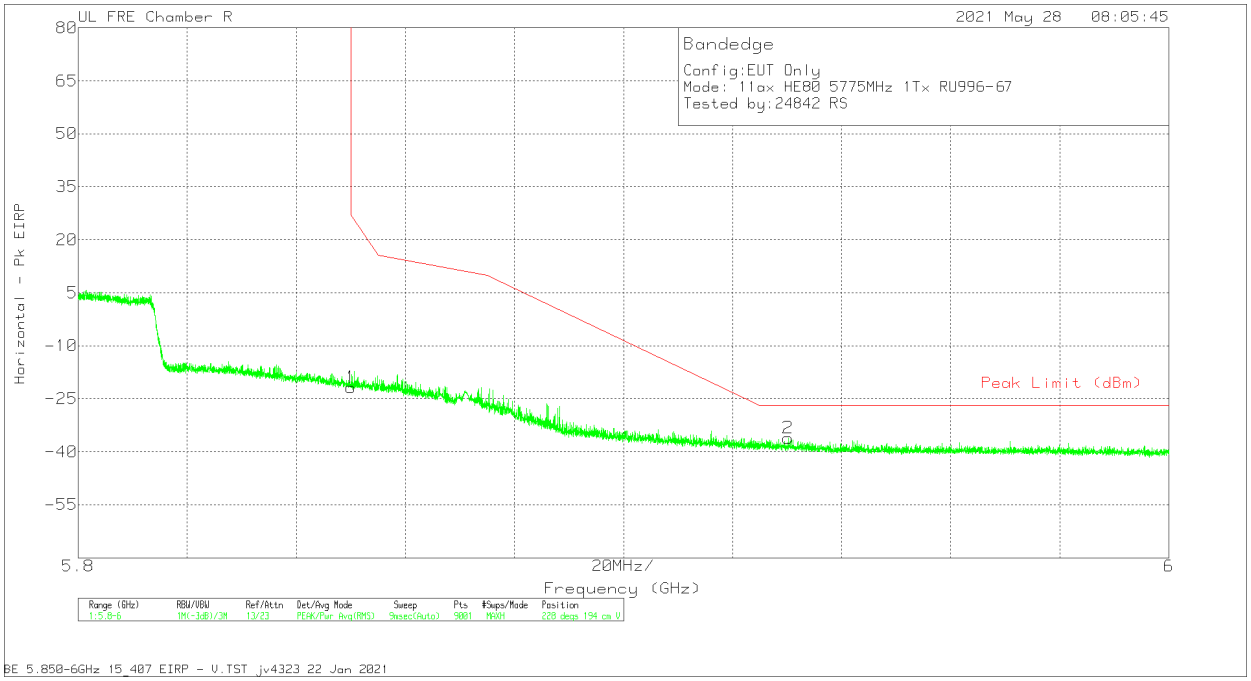

Marker	Frequency (GHz)	Meter Reading (dBm)	Det	AF PRE0213973 (dB/m)	Amp/Cbl/Fltr/ Pad (dB)	Conversion Factor (dB)	Corrected Reading EIRP	Peak Limit (dBm)	PK Margin (dB)	Azimuth (Degs)	Height (cm)	Polarity
1	5.85002	-38.28	Pk	34.8	-30.1	11.8	-21.78	26.95	-48.73	228	194	V
2	5.93018	-52.81	Pk	35	-30.1	11.8	-36.11	-27	-9.11	228	194	V

Pk - Peak detector

UL VERIFICATION SERVICES INC.
47173 Benicia Street, Fremont, CA 94538; USA TEL:(510) 319-4000 FAX:(510) 661-0888

This report shall not be reproduced except in full, without the written approval of UL Verification Services Inc.

1TX ANTENNA 6 – 26-Tone, RU Index 0

BANDEDGE (CHANNEL 155 LOW EDGE)

HORIZONTAL RESULT

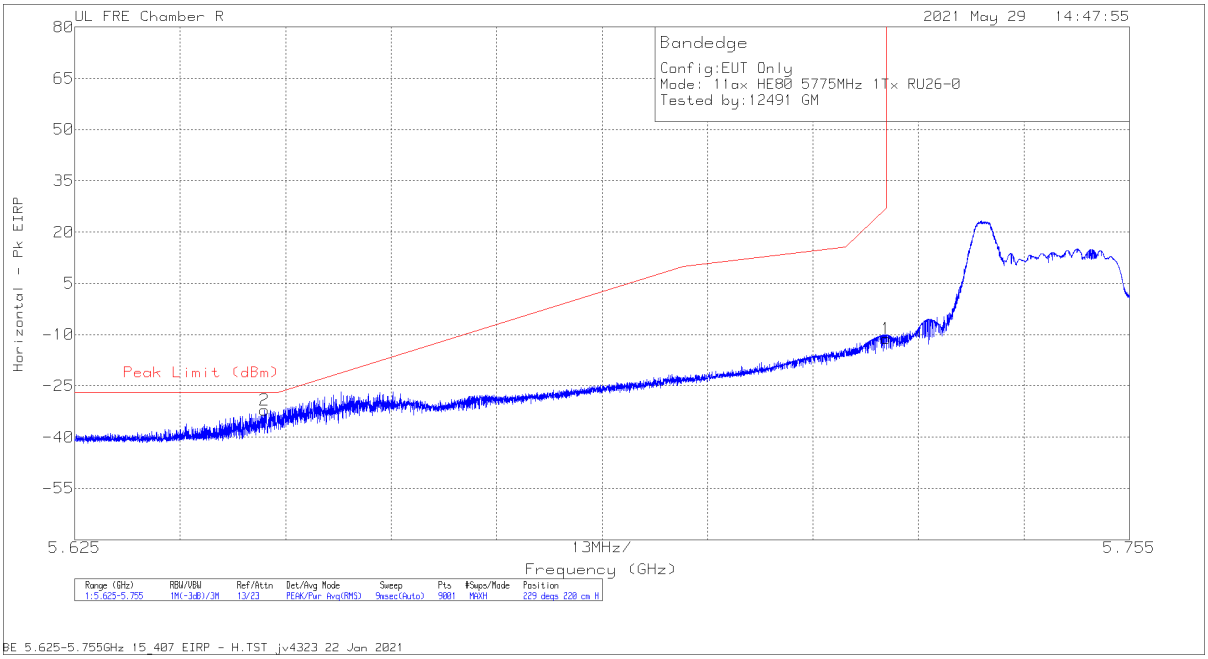

Marker	Frequency (GHz)	Meter Reading (dBm)	Det	AF PRE0213973 (dB/m)	Amp/Cbl/Fltr/ Pad (dB)	Conversion Factor (dB)	Corrected Reading EIRP	Peak Limit (dBm)	PK Margin (dB)	Azimuth (Degs)	Height (cm)	Polarity
2	5.6484	-47.77	Pk	34.5	-30.6	11.8	-32.07	-27	-5.07	229	220	H
1	5.725	-27.31	Pk	34.6	-30.3	11.8	-11.21	26.99	-38.2	229	220	H

Pk - Peak detector

UL VERIFICATION SERVICES INC.
47173 Benicia Street, Fremont, CA 94538; USA TEL:(510) 319-4000 FAX:(510) 661-0888

This report shall not be reproduced except in full, without the written approval of UL Verification Services Inc.

VERTICAL RESULT

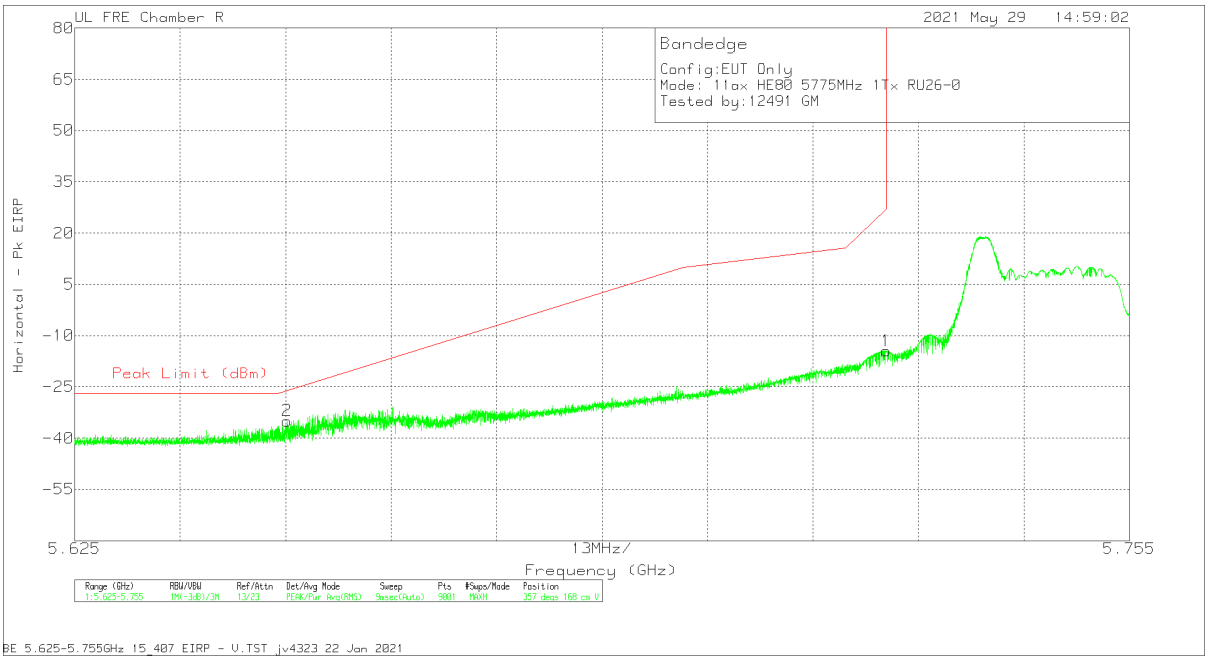

Marker	Frequency (GHz)	Meter Reading (dBm)	Det	AF PRE0213973 (dB/m)	Amp/Cbl/Fltr/ Pad (dB)	Conversion Factor (dB)	Corrected Reading EIRP	Peak Limit (dBm)	PK Margin (dB)	Azimuth (Degs)	Height (cm)	Polarity
2	5.65119	-50.63	Pk	34.5	-30.6	11.8	-34.93	-26.12	-8.81	357	168	V
1	5.725	-30.6	Pk	34.6	-30.3	11.8	-14.5	26.99	-41.49	357	168	V

Pk - Peak detector

UL VERIFICATION SERVICES INC.
47173 Benicia Street, Fremont, CA 94538; USA TEL:(510) 319-4000 FAX:(510) 661-0888

This report shall not be reproduced except in full, without the written approval of UL Verification Services Inc.

1TX ANTENNA 6 – 26-Tone, RU Index 36

BANDEDGE (CHANNEL 155 HIGH EDGE)

HORIZONTAL RESULT

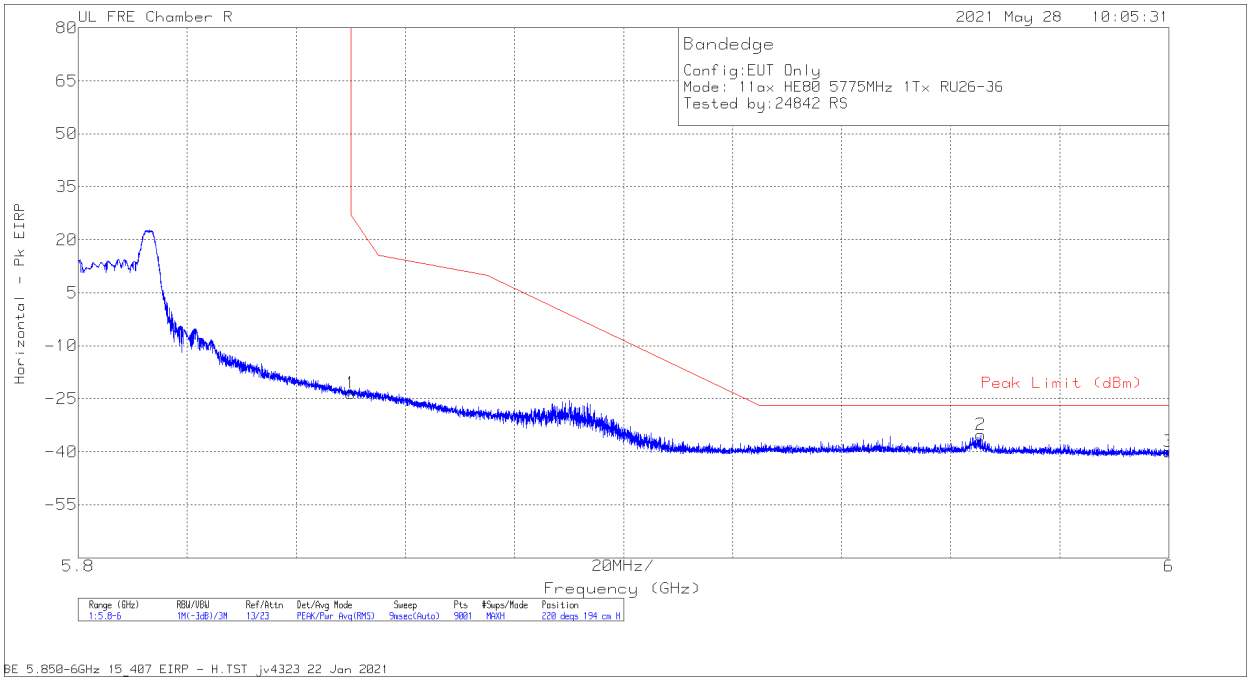

Marker	Frequency (GHz)	Meter Reading (dBm)	Det	AF PRE0213973 (dB/m)	Amp/Cbl/Fltr/ Pad (dB)	Conversion Factor (dB)	Corrected Reading EIRP	Peak Limit (dBm)	PK Margin (dB)	Azimuth (Degs)	Height (cm)	Polarity
1	5.85002	-39.91	Pk	34.8	-30.1	11.8	-23.41	26.95	-50.36	220	194	H
2	5.96555	-51.93	Pk	35.1	-30.1	11.8	-35.13	-27	-8.13	220	194	H

Pk - Peak detector

UL VERIFICATION SERVICES INC.
47173 Benicia Street, Fremont, CA 94538; USA TEL:(510) 319-4000 FAX:(510) 661-0888

This report shall not be reproduced except in full, without the written approval of UL Verification Services Inc.

VERTICAL RESULT

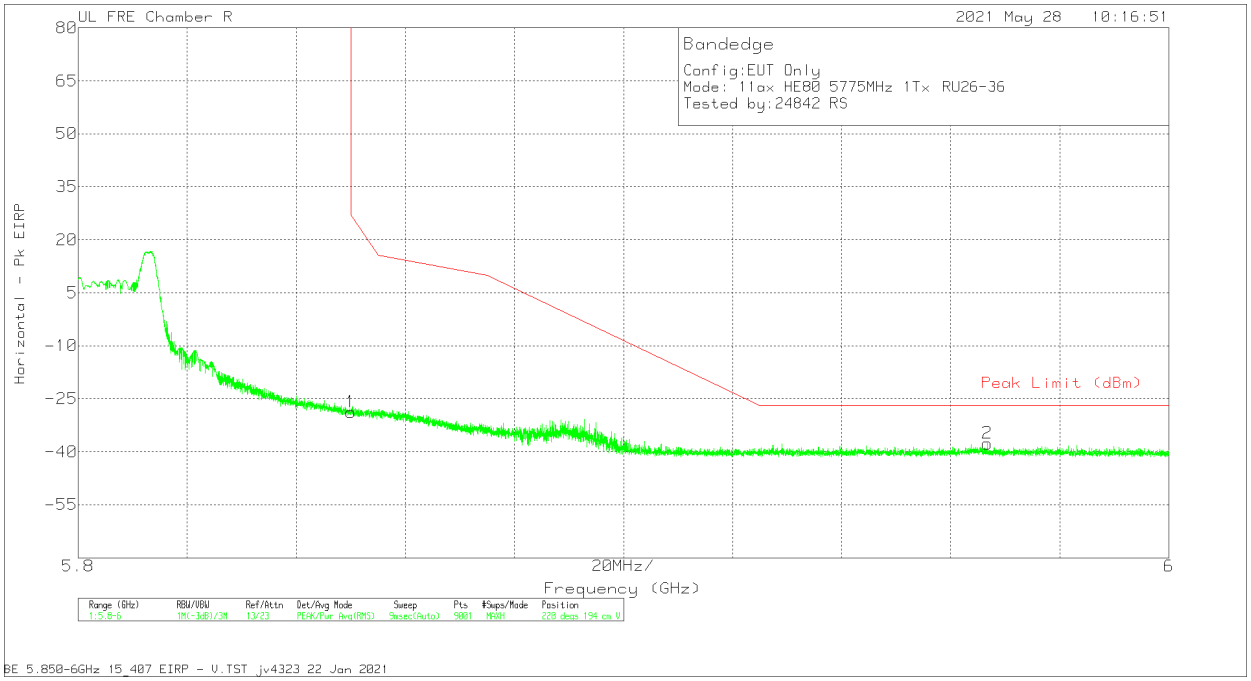

Marker	Frequency (GHz)	Meter Reading (dBm)	Det	AF PRE0213973 (dB/m)	Amp/Cbl/Fltr/ Pad (dB)	Conversion Factor (dB)	Corrected Reading EIRP	Peak Limit (dBm)	PK Margin (dB)	Azimuth (Degs)	Height (cm)	Polarity
1	5.85002	-45.34	Pk	34.8	-30.1	11.8	-28.84	26.95	-55.79	228	194	V
2	5.96671	-54.48	Pk	35.1	-30.1	11.8	-37.68	-27	-10.68	228	194	V

Pk - Peak detector

UL VERIFICATION SERVICES INC.
47173 Benicia Street, Fremont, CA 94538; USA TEL:(510) 319-4000 FAX:(510) 661-0888

This report shall not be reproduced except in full, without the written approval of UL Verification Services Inc.

1TX ANTENNA 5 – 996-Tone, RU Index 67

BANDEDGE (CHANNEL 155 LOW EDGE)

HORIZONTAL RESULT

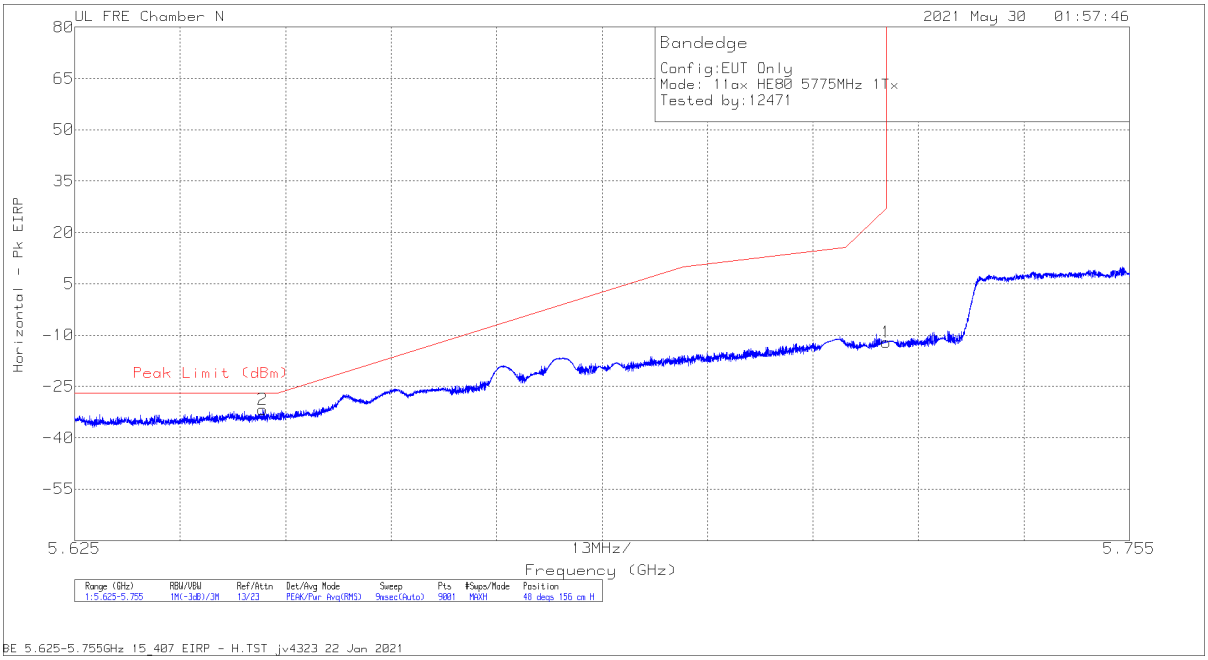

Marker	Frequency (GHz)	Meter Reading (dBm)	Det	AF PRE0213971 (dB/m)	Amp/Cbl/Fltr/ Pad (dB)	Conversion Factor (dB)	Corrected Reading EIRP	Peak Limit (dBm)	PK Margin (dB)	Azimuth (Degs)	Height (cm)	Polarity
2	5.64818	-45.39	Pk	34.6	-32.8	11.8	-31.79	-27	-4.79	48	156	H
1	5.725	-25.84	Pk	34.6	-32.7	11.8	-12.14	26.99	-39.13	48	156	H

Pk - Peak detector

UL VERIFICATION SERVICES INC.
47173 Benicia Street, Fremont, CA 94538; USA TEL:(510) 319-4000 FAX:(510) 661-0888

This report shall not be reproduced except in full, without the written approval of UL Verification Services Inc.

VERTICAL RESULT

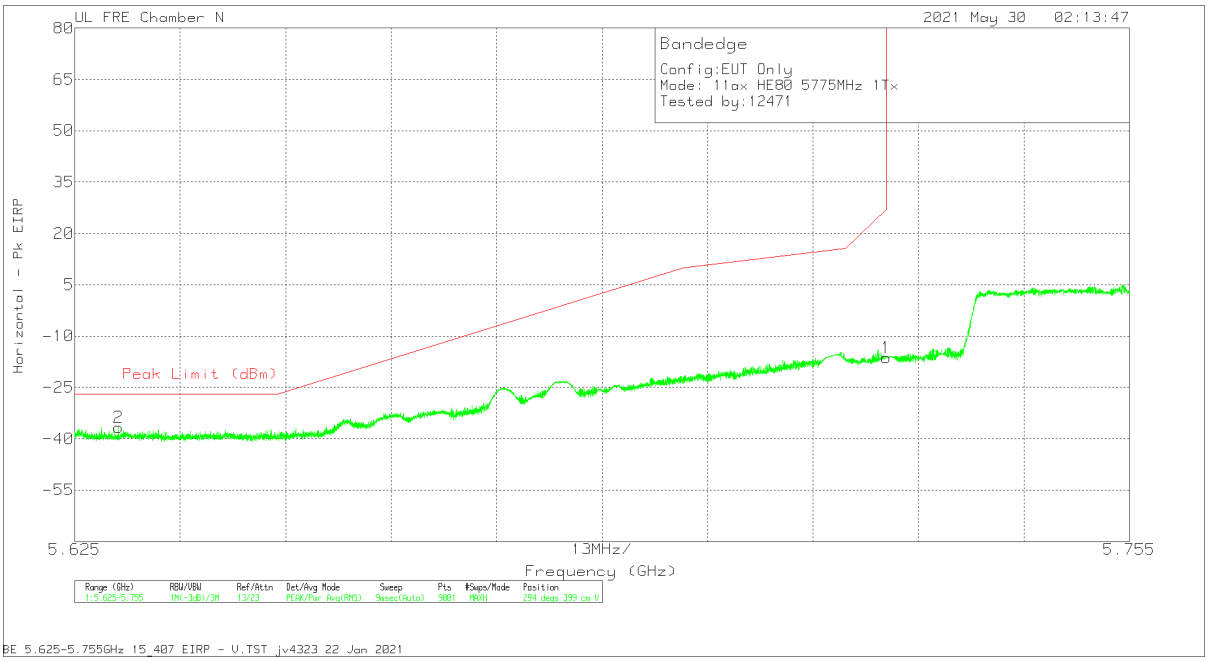

Marker	Frequency (GHz)	Meter Reading (dBm)	Det	AF PRE0213971 (dB/m)	Amp/Cbl/Fltr/ Pad (dB)	Conversion Factor (dB)	Corrected Reading EIRP	Peak Limit (dBm)	PK Margin (dB)	Azimuth (Degs)	Height (cm)	Polarity
2	5.63037	-50.11	Pk	34.5	-32.8	11.8	-36.61	-27	-9.61	294	399	V
1	5.725	-30.05	Pk	34.6	-32.7	11.8	-16.35	26.99	-43.34	294	399	V

Pk - Peak detector

UL VERIFICATION SERVICES INC.
47173 Benicia Street, Fremont, CA 94538; USA TEL:(510) 319-4000 FAX:(510) 661-0888

This report shall not be reproduced except in full, without the written approval of UL Verification Services Inc.

BANDEDGE (CHANNEL 155 HIGH EDGE)

HORIZONTAL RESULT

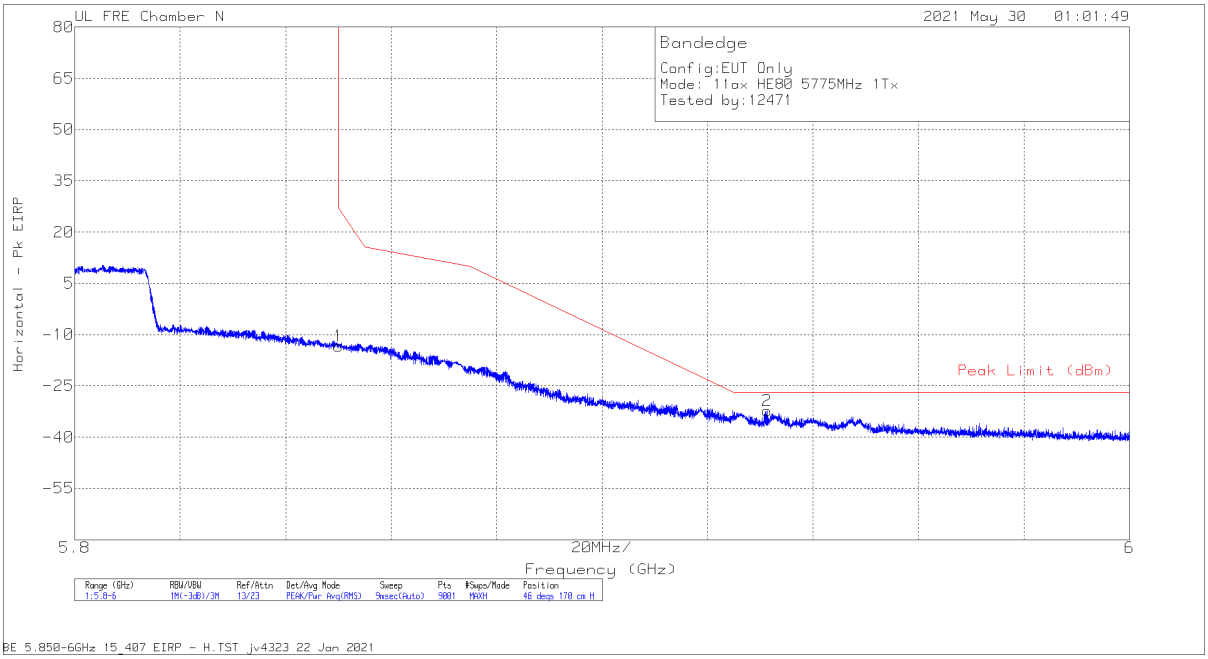

Marker	Frequency (GHz)	Meter Reading (dBm)	Det	AF PRE0213971 (dB/m)	Amp/Cbl/Fltr/ Pad (dB)	Conversion Factor (dB)	Corrected Reading EIRP	Peak Limit (dBm)	PK Margin (dB)	Azimuth (Degs)	Height (cm)	Polarity
1	5.85002	-27.84	Pk	34.9	-32.3	11.8	-13.44	26.95	-40.39	46	170	H
2	5.93135	-46.95	Pk	35.2	-32.4	11.8	-32.35	-27	-5.35	46	170	H

Pk - Peak detector

UL VERIFICATION SERVICES INC.
47173 Benicia Street, Fremont, CA 94538; USA TEL:(510) 319-4000 FAX:(510) 661-0888

This report shall not be reproduced except in full, without the written approval of UL Verification Services Inc.

VERTICAL RESULT

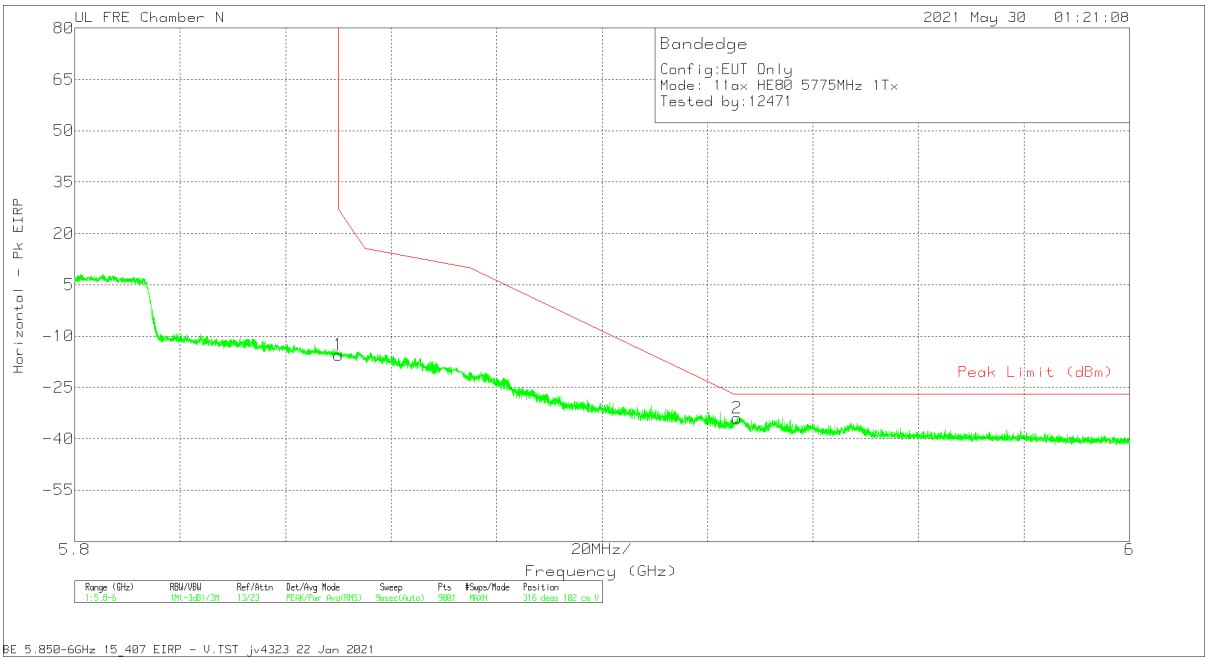

Marker	Frequency (GHz)	Meter Reading (dBm)	Det	AF PRE0213971 (dB/m)	Amp/Cbl/Fltr/ Pad (dB)	Conversion Factor (dB)	Corrected Reading EIRP	Peak Limit (dBm)	PK Margin (dB)	Azimuth (Degs)	Height (cm)	Polarity
1	5.85002	-29.88	Pk	34.9	-32.3	11.8	-15.48	26.95	-42.43	316	102	V
2	5.9256	-48.48	Pk	35.2	-32.4	11.8	-33.88	-27	-6.88	316	102	V

Pk - Peak detector

UL VERIFICATION SERVICES INC.
47173 Benicia Street, Fremont, CA 94538; USA TEL:(510) 319-4000 FAX:(510) 661-0888

This report shall not be reproduced except in full, without the written approval of UL Verification Services Inc.

1TX ANTENNA 5 – 26-Tone, RU Index 0

BANDEDGE (CHANNEL 155 LOW EDGE)

HORIZONTAL RESULT

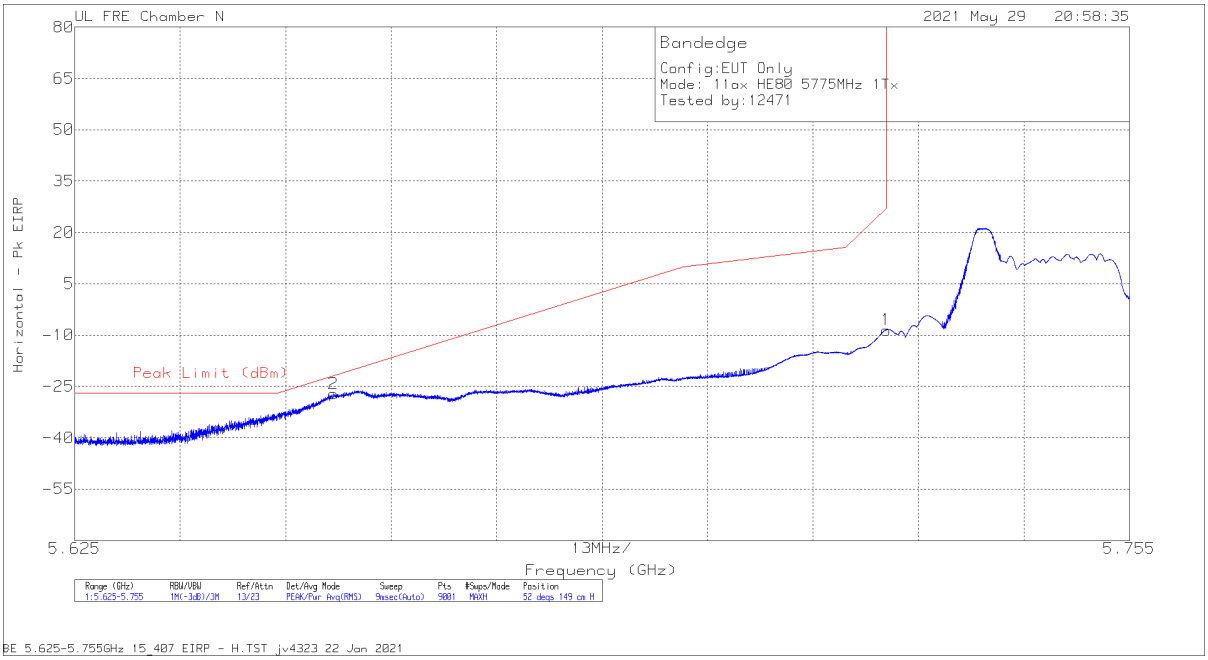

Marker	Frequency (GHz)	Meter Reading (dBm)	Det	AF PRE0213971 (dB/m)	Amp/Cbl/Fltr/ Pad (dB)	Conversion Factor (dB)	Corrected Reading EIRP	Peak Limit (dBm)	PK Margin (dB)	Azimuth (Degs)	Height (cm)	Polarity
2	5.65688	-40.97	Pk	34.6	-32.6	11.8	-27.17	-21.91	-5.26	52	149	H
1	5.725	-22.2	Pk	34.6	-32.7	11.8	-8.5	26.99	-35.49	52	149	H

Pk - Peak detector

UL VERIFICATION SERVICES INC.
47173 Benicia Street, Fremont, CA 94538; USA TEL:(510) 319-4000 FAX:(510) 661-0888

This report shall not be reproduced except in full, without the written approval of UL Verification Services Inc.

VERTICAL RESULT

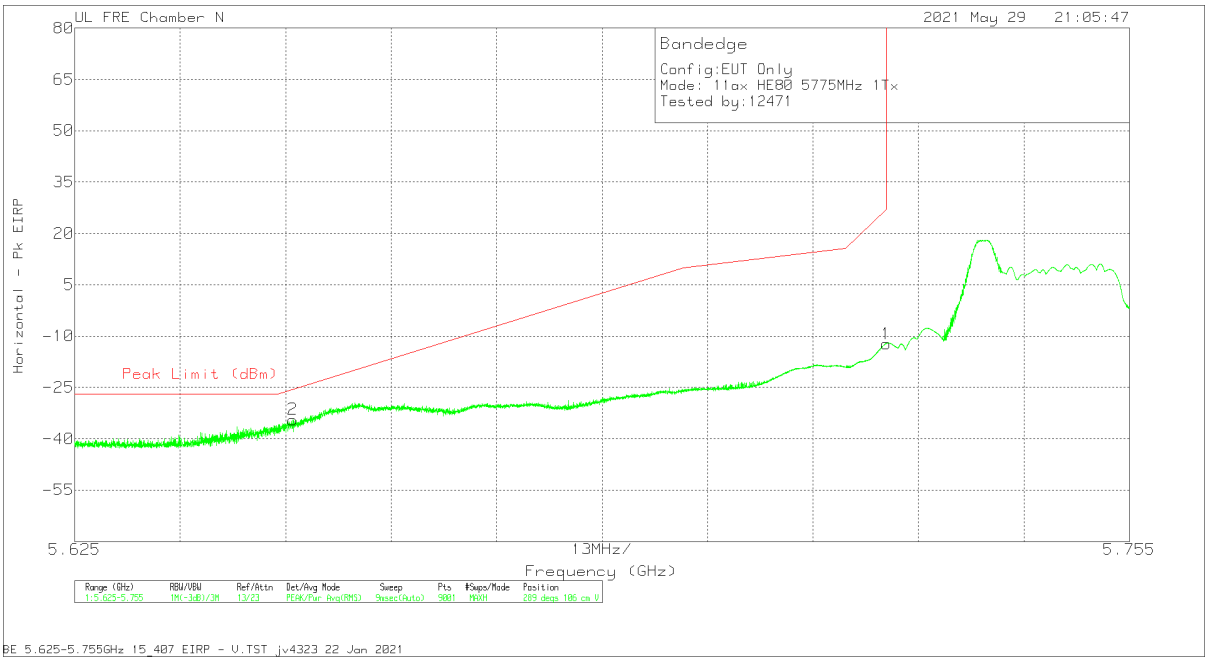

Marker	Frequency (GHz)	Meter Reading (dBm)	Det	AF PRE0213971 (dB/m)	Amp/Cbl/Fltr/ Pad (dB)	Conversion Factor (dB)	Corrected Reading EIRP	Peak Limit (dBm)	PK Margin (dB)	Azimuth (Degs)	Height (cm)	Polarity
2	5.65184	-47.88	Pk	34.5	-32.8	11.8	-34.38	-25.64	-8.74	289	106	V
1	5.725	-25.89	Pk	34.6	-32.7	11.8	-12.19	26.99	-39.18	289	106	V

Pk - Peak detector

UL VERIFICATION SERVICES INC.
47173 Benicia Street, Fremont, CA 94538; USA TEL:(510) 319-4000 FAX:(510) 661-0888

This report shall not be reproduced except in full, without the written approval of UL Verification Services Inc.

1TX ANTENNA 5 – 26-Tone, RU Index 36

BANDEDGE (CHANNEL 155 HIGH EDGE)

HORIZONTAL RESULT

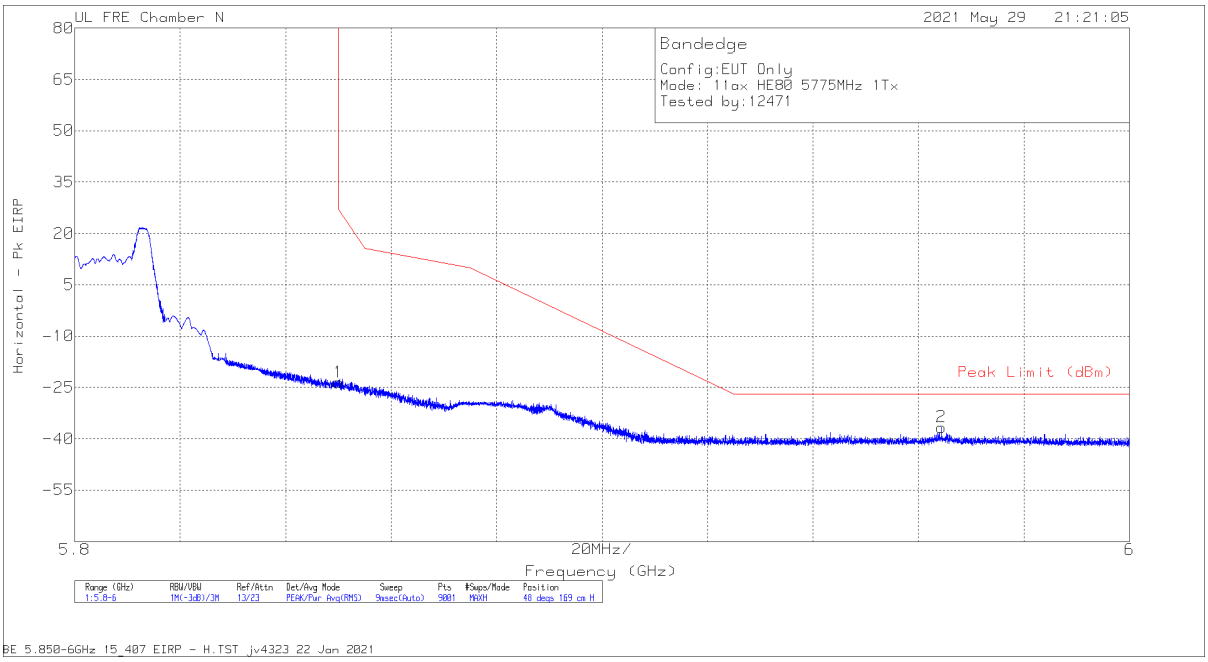

Marker	Frequency (GHz)	Meter Reading (dBm)	Det	AF PRE0213971 (dB/m)	Amp/Cbl/Fltr/ Pad (dB)	Conversion Factor (dB)	Corrected Reading EIRP	Peak Limit (dBm)	PK Margin (dB)	Azimuth (Degs)	Height (cm)	Polarity
1	5.85002	-37.78	Pk	34.9	-32.3	11.8	-23.38	26.95	-50.33	48	169	H
2	5.96431	-51.48	Pk	35.3	-32.2	11.8	-36.58	-27	-9.58	48	169	H

Pk - Peak detector

UL VERIFICATION SERVICES INC.
47173 Benicia Street, Fremont, CA 94538; USA TEL:(510) 319-4000 FAX:(510) 661-0888

This report shall not be reproduced except in full, without the written approval of UL Verification Services Inc.

VERTICAL RESULT

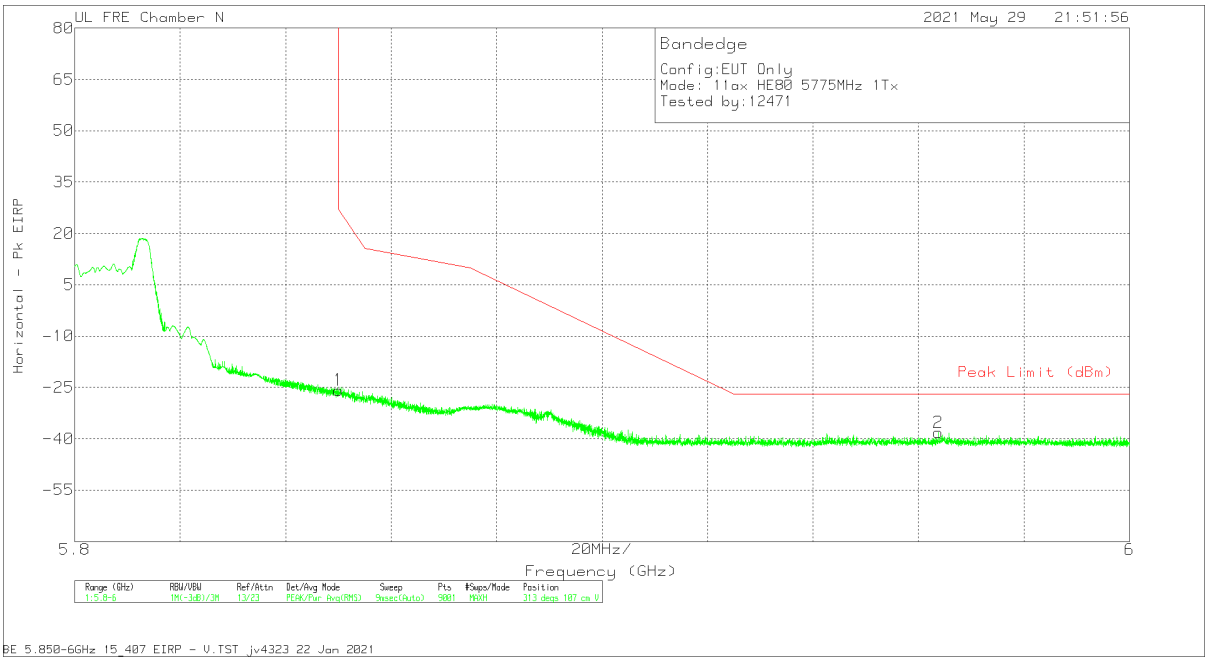

Marker	Frequency (GHz)	Meter Reading (dBm)	Det	AF PRE0213971 (dB/m)	Amp/Cbl/Fltr/ Pad (dB)	Conversion Factor (dB)	Corrected Reading EIRP	Peak Limit (dBm)	PK Margin (dB)	Azimuth (Degs)	Height (cm)	Polarity
1	5.85002	-40.16	Pk	34.9	-32.3	11.8	-25.76	26.95	-52.71	313	107	V
2	5.96373	-53.12	Pk	35.3	-32.2	11.8	-38.22	-27	-11.22	313	107	V

Pk - Peak detector

UL VERIFICATION SERVICES INC.
47173 Benicia Street, Fremont, CA 94538; USA TEL:(510) 319-4000 FAX:(510) 661-0888

This report shall not be reproduced except in full, without the written approval of UL Verification Services Inc.

2TX ANTENNA 6 + ANTENNA 5 OFDMA MODE – 996-Tone, RU Index 67

BANDEDGE (CHANNEL 155 LOW EDGE)

HORIZONTAL RESULT

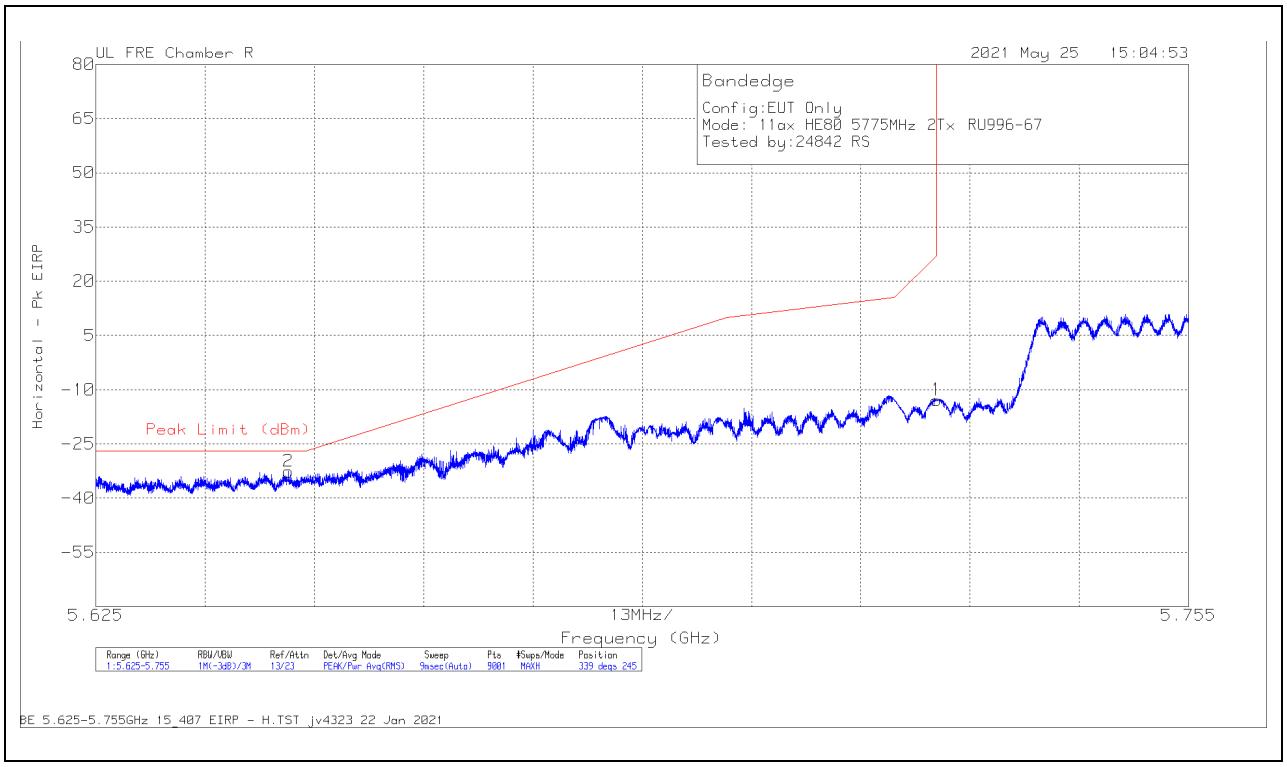

Marker	Frequency (GHz)	Meter Reading (dBm)	Det	AF PRE0213973 (dB/m)	Amp/Cbl/Fltr/ Pad (dB)	Conversion Factor (dB)	Corrected Reading EIRP	Peak Limit (dBm)	PK Margin (dB)	Azimuth (Degs)	Height (cm)	Polarity
2	5.64789	-48.33	Pk	34.5	-30.6	11.8	-32.63	-27	-5.63	339	245	H
1	5.725	-29	Pk	34.6	-30.3	11.8	-12.9	26.99	-39.89	339	245	H

Pk - Peak detector

UL VERIFICATION SERVICES INC.
47173 Benicia Street, Fremont, CA 94538; USA TEL:(510) 319-4000 FAX:(510) 661-0888

This report shall not be reproduced except in full, without the written approval of UL Verification Services Inc.

VERTICAL RESULT

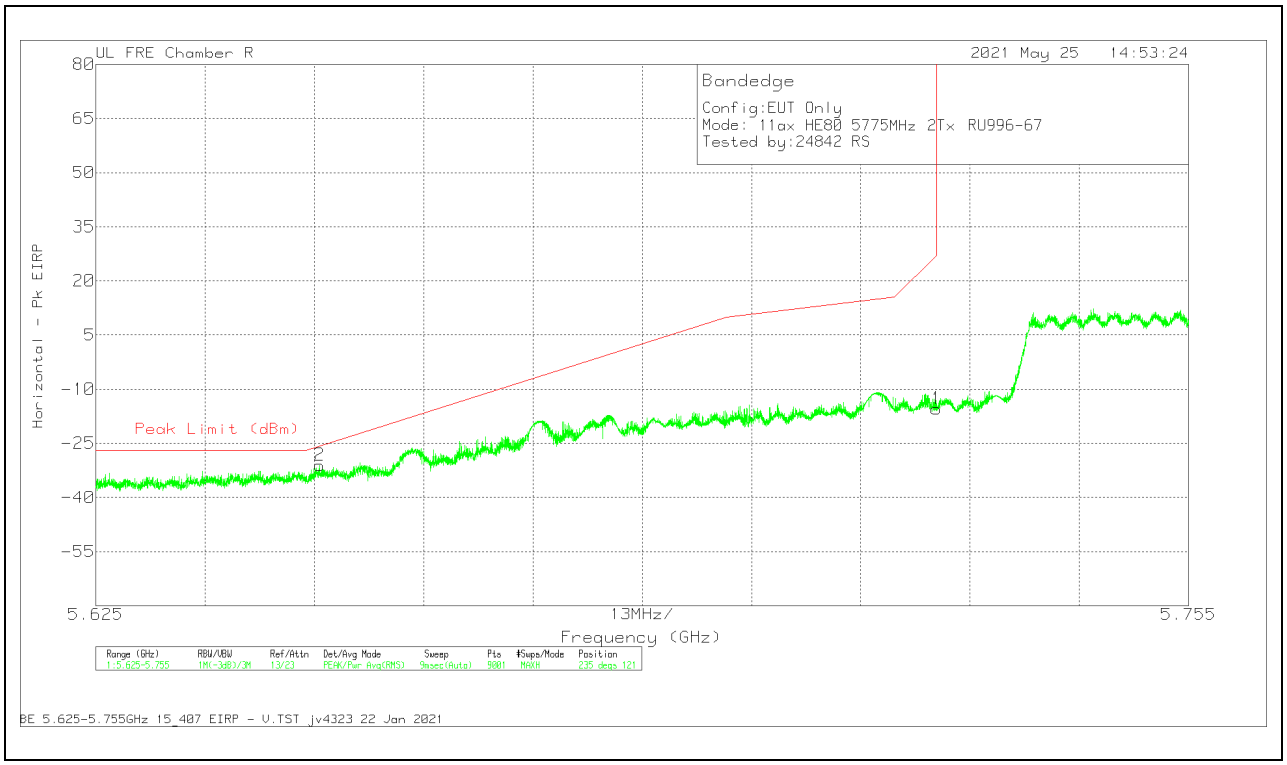

Marker	Frequency (GHz)	Meter Reading (dBm)	Det	AF PRE0213973 (dB/m)	Amp/Cbl/Fltr/Pad (dB)	Conversion Factor (dB)	Corrected Reading EIRP	Peak Limit (dBm)	PK Margin (dB)	Azimuth (Degs)	Height (cm)	Polarity
2	5.65161	-46.77	Pk	34.5	-30.6	11.8	-31.07	-25.81	-5.26	235	121	V
1	5.725	-31.55	Pk	34.6	-30.3	11.8	-15.45	26.99	-42.44	235	121	V

Pk - Peak detector

UL VERIFICATION SERVICES INC.
47173 Benicia Street, Fremont, CA 94538; USA TEL:(510) 319-4000 FAX:(510) 661-0888

This report shall not be reproduced except in full, without the written approval of UL Verification Services Inc.

BANDEDGE (CHANNEL 155 HIGH EDGE)

HORIZONTAL RESULT

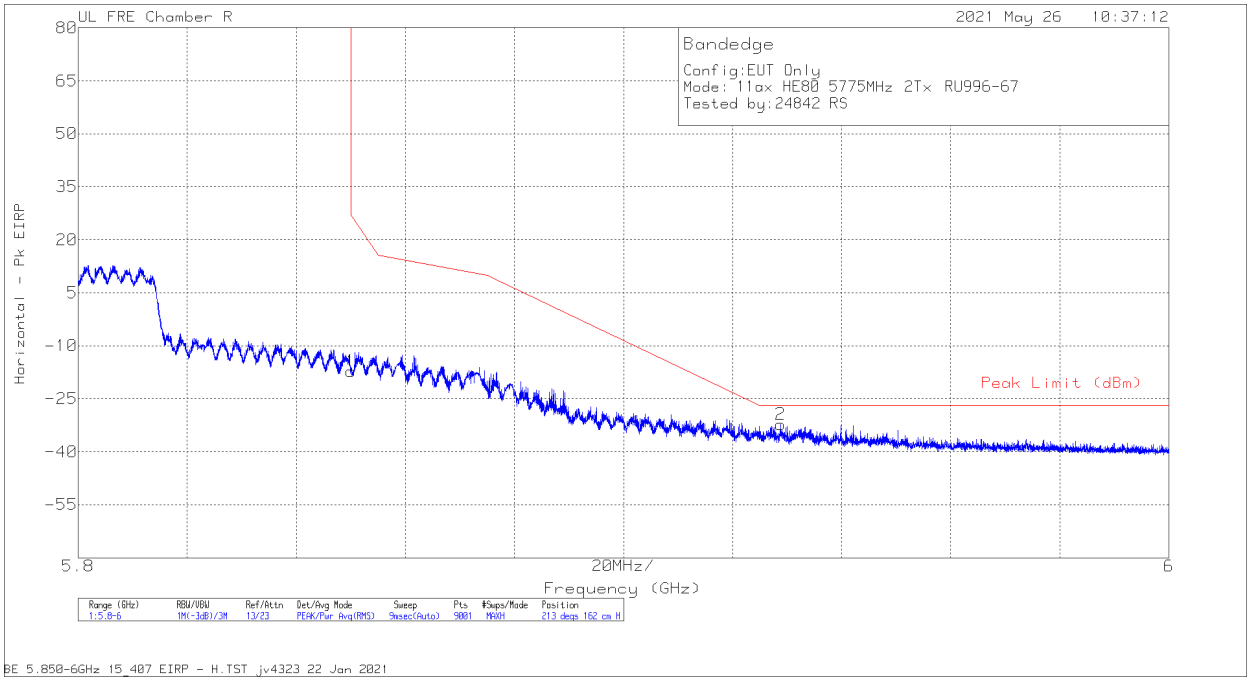

Marker	Frequency (GHz)	Meter Reading (dBm)	Det	AF PRE0213973 (dB/m)	Amp/Cbl/Fltr/ Pad (dB)	Conversion Factor (dB)	Corrected Reading EIRP	Peak Limit (dBm)	PK Margin (dB)	Azimuth (Degs)	Height (cm)	Polarity
1	5.85002	-33.65	Pk	34.8	-30.1	11.8	-17.15	26.95	-44.1	213	162	H
2	5.92878	-48.97	Pk	35	-30.1	11.8	-32.27	-27	-5.27	213	162	H

Pk - Peak detector

UL VERIFICATION SERVICES INC.
47173 Benicia Street, Fremont, CA 94538; USA TEL:(510) 319-4000 FAX:(510) 661-0888

This report shall not be reproduced except in full, without the written approval of UL Verification Services Inc.

VERTICAL RESULT

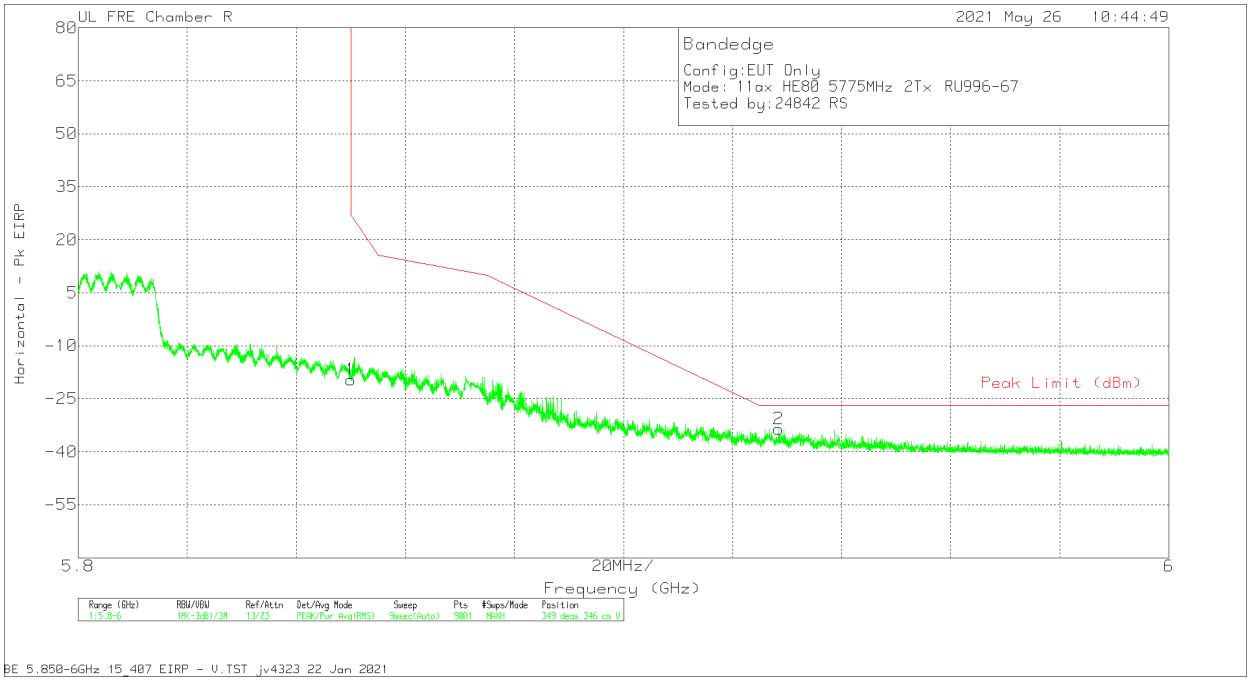

Marker	Frequency (GHz)	Meter Reading (dBm)	Det	AF PRE0213973 (dB/m)	Amp/Cbl/Fltr/ Pad (dB)	Conversion Factor (dB)	Corrected Reading EIRP	Peak Limit (dBm)	PK Margin (dB)	Azimuth (Degs)	Height (cm)	Polarity
1	5.85002	-36.15	Pk	34.8	-30.1	11.8	-19.65	26.95	-46.6	349	346	V
2	5.92844	-50.31	Pk	35	-30.1	11.8	-33.61	-27	-6.61	349	346	V

Pk - Peak detector

UL VERIFICATION SERVICES INC.
47173 Benicia Street, Fremont, CA 94538; USA TEL:(510) 319-4000 FAX:(510) 661-0888

This report shall not be reproduced except in full, without the written approval of UL Verification Services Inc.

HARMONICS AND SPURIOUS EMISSIONS

MID CHANNEL RESULTS

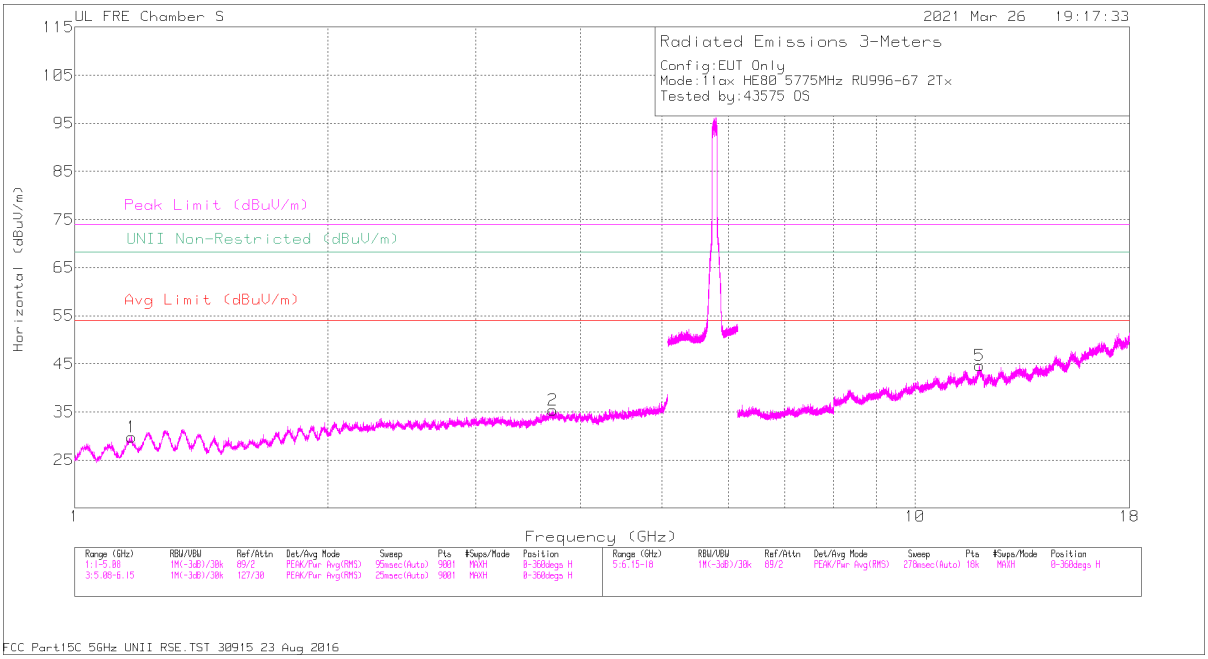

HORIZONTAL

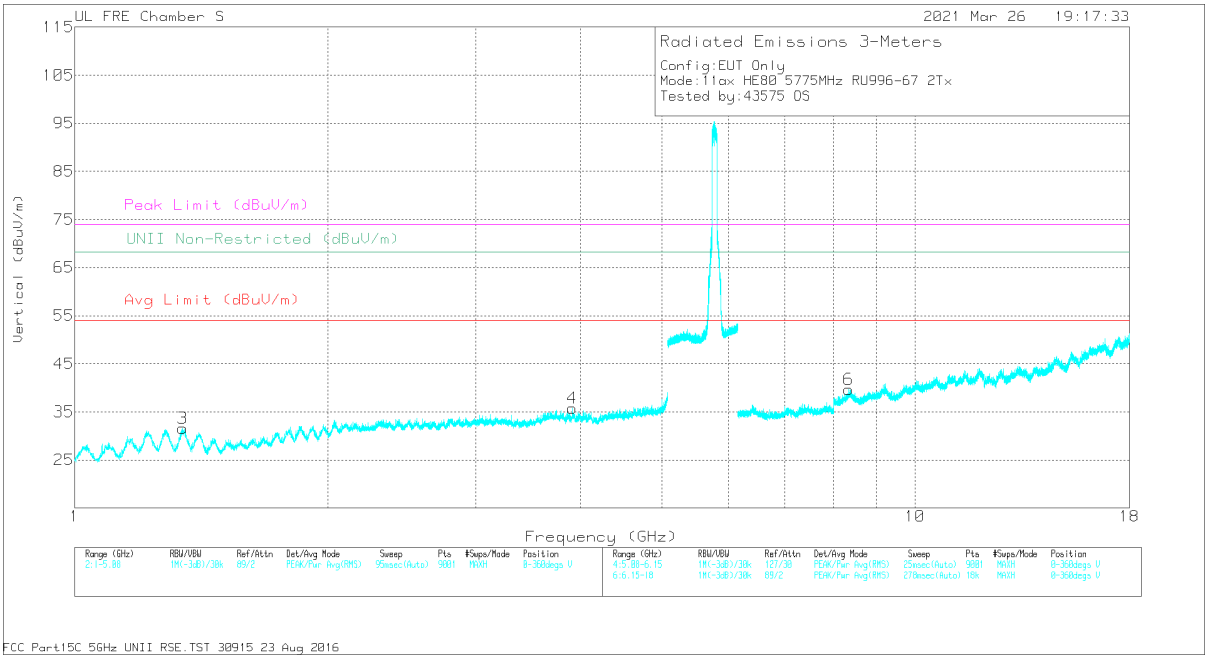

VERTICAL

UL VERIFICATION SERVICES INC.
47173 Benicia Street, Fremont, CA 94538; USA TEL:(510) 319-4000 FAX:(510) 661-0888

This report shall not be reproduced except in full, without the written approval of UL Verification Services Inc.

RADIATED EMISSIONS

Marker	Frequency (GHz)	Meter Reading (dBuV)	Det	AF PRE0213833 (dB/m)	Amp/Cbl/Fltr/Pad (dB)	Corrected Reading (dBuV/m)	Avg Limit (dBuV/m)	Margin (dB)	Peak Limit (dBuV/m)	PK Margin (dB)	UNII Non-Restricted (dBuV/m)	PK Margin (dB)	Azimuth (Degs)	Height (cm)	Polarity
1	* 1.17029	57.66	PK-U	27.7	-45.7	39.66	-	-	74	-34.34	-	-	0	100	H
	* 1.16774	45.88	ADR	27.7	-45.7	27.88	54	-26.12	-	-	-	-	0	100	H
2	* 3.7113	51.69	PK-U	33.5	-40.8	44.39	-	-	74	-29.61	-	-	0	100	H
	* 3.71135	40.15	ADR	33.5	-40.8	32.85	54	-21.15	-	-	-	-	0	100	H
3	* 1.34364	56.94	PK-U	29.3	-44.9	41.34	-	-	74	-32.66	-	-	0	200	V
	* 1.34396	45.92	ADR	29.3	-44.9	30.32	54	-23.68	-	-	-	-	0	200	V
4	* 3.91192	51.56	PK-U	34	-40.6	44.96	-	-	74	-29.04	-	-	0	200	V
	* 3.91331	39.81	ADR	34	-40.6	33.21	54	-20.79	-	-	-	-	0	200	V
5	* 11.93713	46.66	PK-U	38.8	-33.8	51.66	-	-	74	-22.34	-	-	0	100	H
	* 11.93466	35.23	ADR	38.8	-33.8	40.23	54	-13.77	-	-	-	-	0	100	H
6	* 8.34074	50	PK-U	36.1	-36.5	49.6	-	-	74	-24.4	-	-	0	201	V
	* 8.34077	37.36	ADR	36.1	-36.5	36.96	54	-17.04	-	-	-	-	0	201	V

* - indicates frequency in CFR47 Pt 15 / IC RSS-Restricted Band
PK-U - U-NII: Maximum Peak
ADR - U-NII AD primary method, RMS average

UL VERIFICATION SERVICES INC.
47173 Benicia Street, Fremont, CA 94538; USA TEL:(510) 319-4000 FAX:(510) 661-0888
This report shall not be reproduced except in full, without the written approval of UL Verification Services Inc.

2TX ANTENNA 6 + ANTENNA 5 OFDMA MODE – 26-Tone, RU Index 0

BANDEDGE (CHANNEL 155 LOW EDGE)

HORIZONTAL RESULT

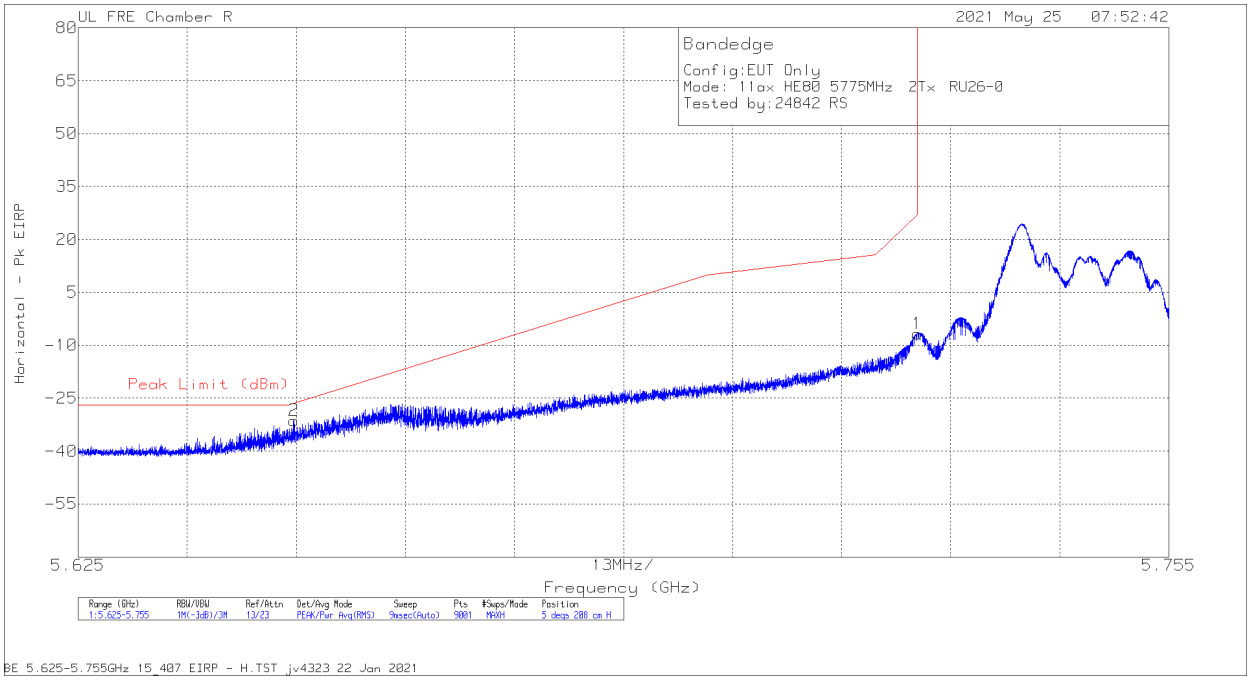

Marker	Frequency (GHz)	Meter Reading (dBm)	Det	AF PRE0213973 (dB/m)	Amp/Cbl/Fltr/ Pad (dB)	Conversion Factor (dB)	Corrected Reading EIRP	Peak Limit (dBm)	PK Margin (dB)	Azimuth (Degs)	Height (cm)	Polarity
2	5.65068	-47.09	Pk	34.5	-30.6	11.8	-31.39	-26.5	-4.89	5	208	H
1	5.725	-22.81	Pk	34.6	-30.3	11.8	-6.71	26.99	-33.7	5	208	H

Pk - Peak detector

UL VERIFICATION SERVICES INC.
47173 Benicia Street, Fremont, CA 94538; USA TEL:(510) 319-4000 FAX:(510) 661-0888

This report shall not be reproduced except in full, without the written approval of UL Verification Services Inc.

VERTICAL RESULT

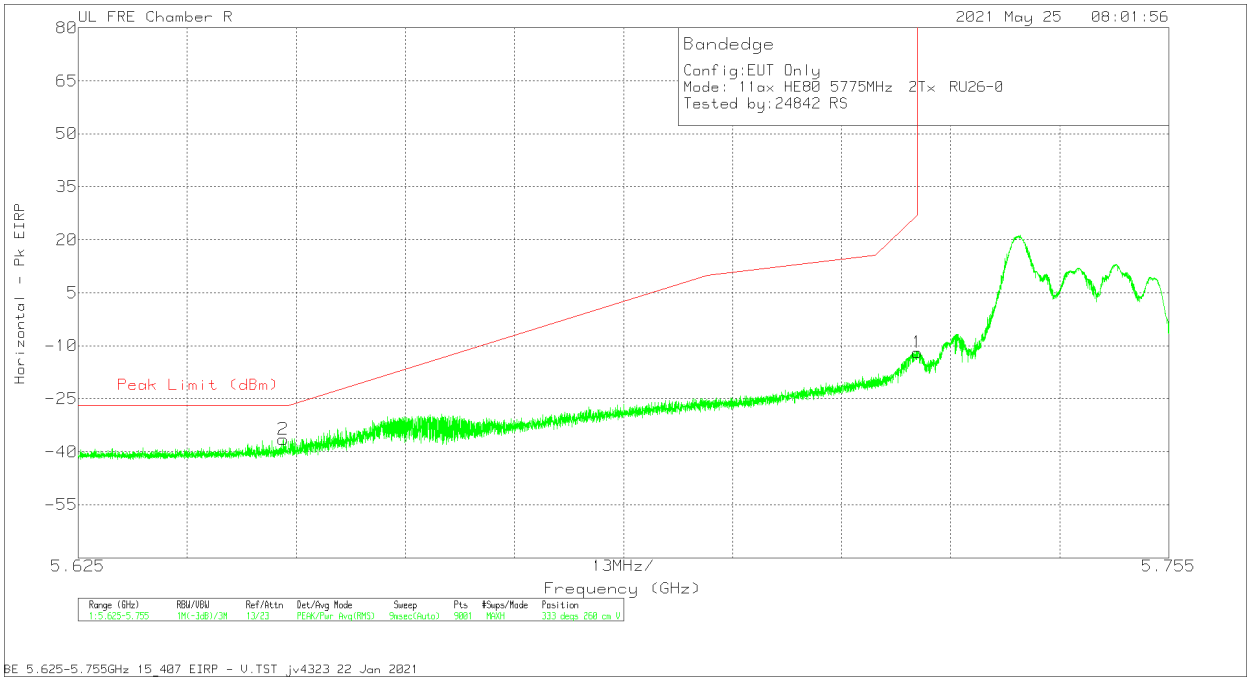

Marker	Frequency (GHz)	Meter Reading (dBm)	Det	AF PRE0213973 (dB/m)	Amp/Cbl/Fltr/ Pad (dB)	Conversion Factor (dB)	Corrected Reading EIRP	Peak Limit (dBm)	PK Margin (dB)	Azimuth (Degs)	Height (cm)	Polarity
2	5.64944	-52.16	Pk	34.5	-30.6	11.8	-36.46	-27	-9.46	333	260	V
1	5.725	-27.99	Pk	34.6	-30.3	11.8	-11.89	26.99	-38.88	333	260	V

Pk - Peak detector

UL VERIFICATION SERVICES INC.
47173 Benicia Street, Fremont, CA 94538; USA TEL:(510) 319-4000 FAX:(510) 661-0888

This report shall not be reproduced except in full, without the written approval of UL Verification Services Inc.

2TX ANTENNA 6 + ANTENNA 5 OFDMA MODE – 26-Tone, RU Index 36

BANDEDGE (CHANNEL 155 HIGH EDGE)

HORIZONTAL RESULT

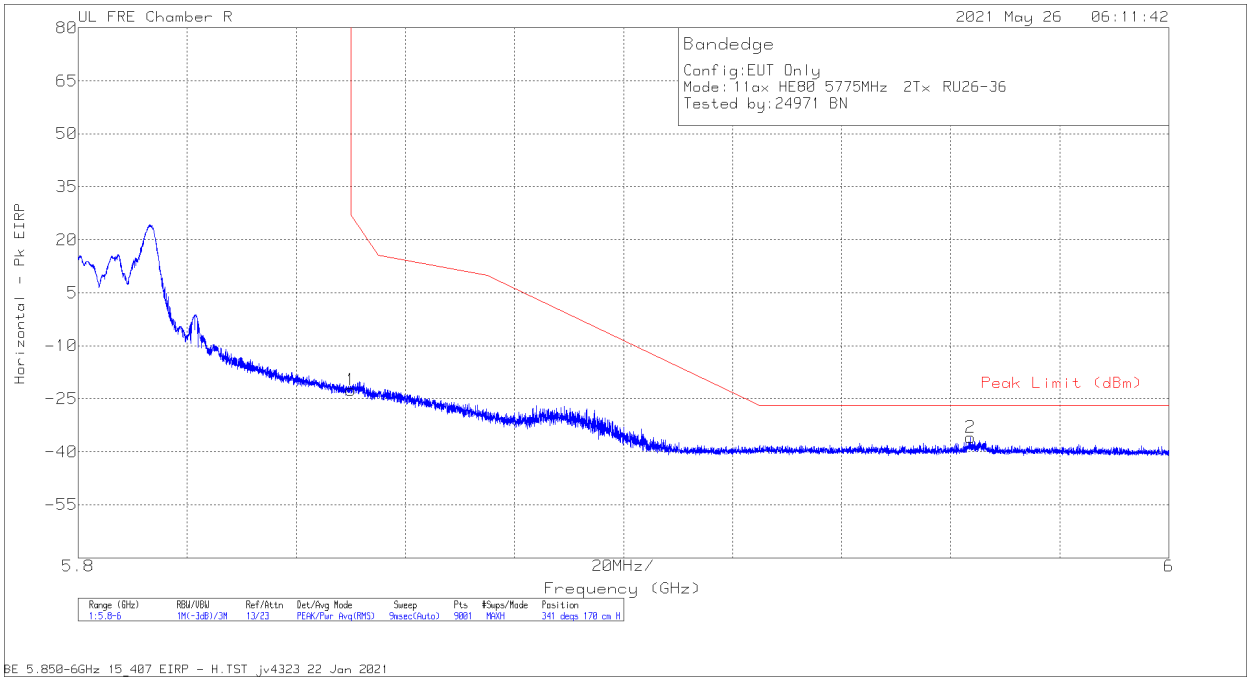

Marker	Frequency (GHz)	Meter Reading (dBm)	Det	AF PRE0213973 (dB/m)	Amp/Cbl/Fltr/ Pad (dB)	Conversion Factor (dB)	Corrected Reading EIRP	Peak Limit (dBm)	PK Margin (dB)	Azimuth (Degs)	Height (cm)	Polarity
1	5.85002	-38.98	Pk	34.8	-30.1	11.8	-22.48	26.95	-49.43	341	170	H
2	5.96358	-52.72	Pk	35.1	-30.1	11.8	-35.92	-27	-8.92	341	170	H

Pk - Peak detector

UL VERIFICATION SERVICES INC.
47173 Benicia Street, Fremont, CA 94538; USA TEL:(510) 319-4000 FAX:(510) 661-0888

This report shall not be reproduced except in full, without the written approval of UL Verification Services Inc.

VERTICAL RESULT

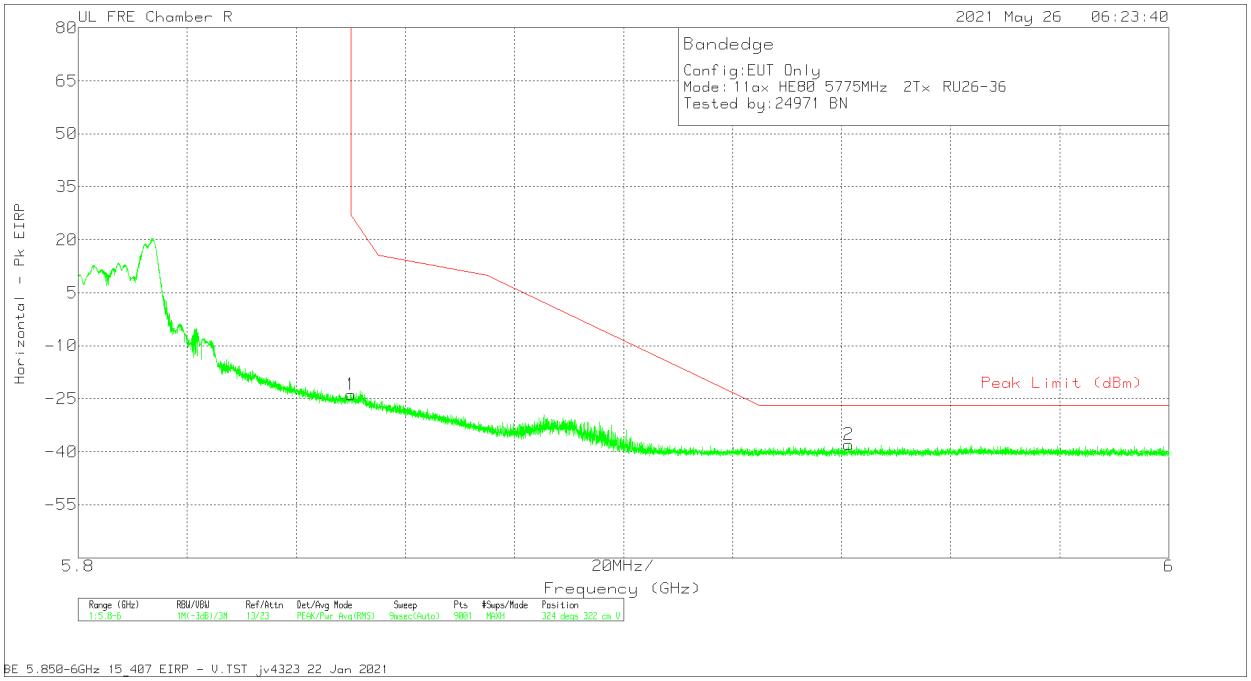

Marker	Frequency (GHz)	Meter Reading (dBm)	Det	AF PRE0213973 (dB/m)	Amp/Cbl/Fltr/ Pad (dB)	Conversion Factor (dB)	Corrected Reading EIRP	Peak Limit (dBm)	PK Margin (dB)	Azimuth (Degs)	Height (cm)	Polarity
1	5.85002	-40.39	Pk	34.8	-30.1	11.8	-23.89	26.95	-50.84	324	322	V
2	5.94131	-54.68	Pk	35	-30	11.8	-37.88	-27	-10.88	324	322	V

Pk - Peak detector

UL VERIFICATION SERVICES INC.
47173 Benicia Street, Fremont, CA 94538; USA TEL:(510) 319-4000 FAX:(510) 661-0888

This report shall not be reproduced except in full, without the written approval of UL Verification Services Inc.

2TX ANTENNA 6 + ANTENNA 5 OFDMA MODE – 26-Tone, RU Index 36

HARMONICS AND SPURIOUS EMISSIONS

MID CHANNEL RESULTS

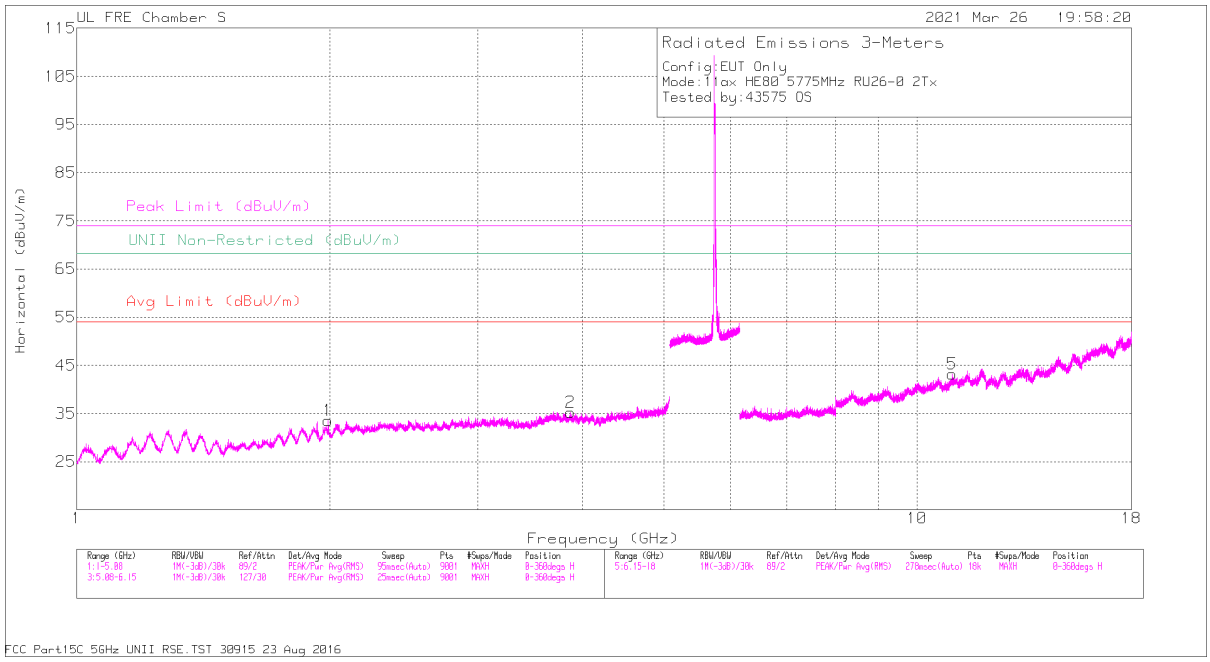

HORIZONTAL

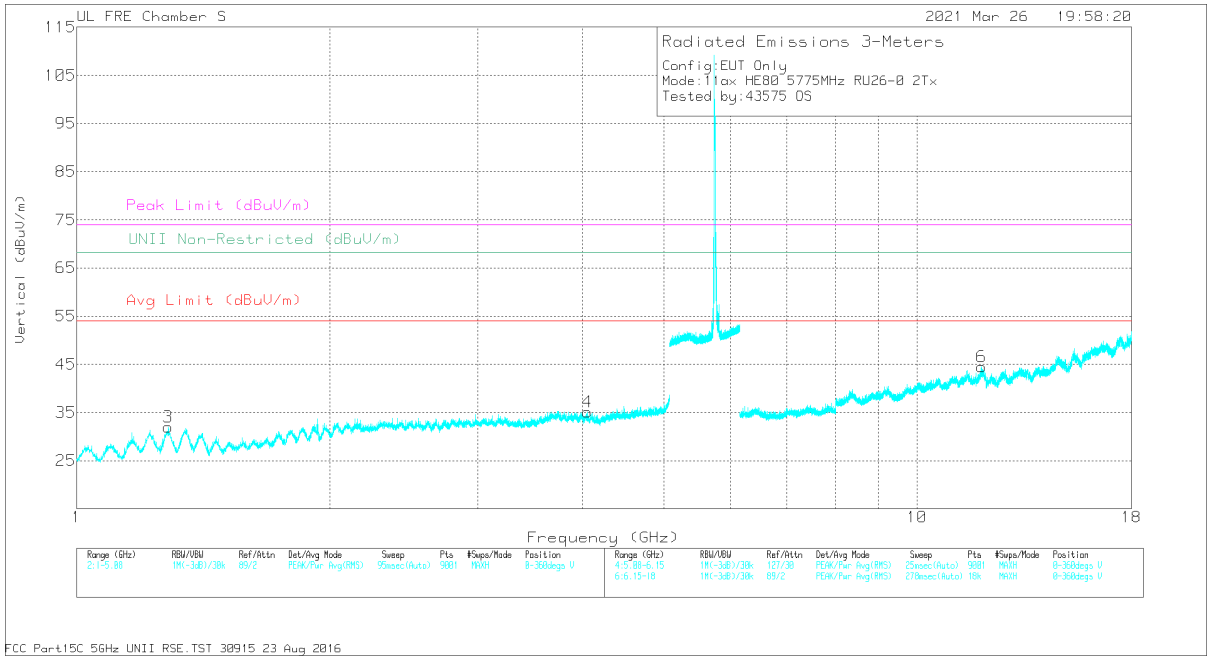

VERTICAL

UL VERIFICATION SERVICES INC.
47173 Benicia Street, Fremont, CA 94538; USA TEL:(510) 319-4000 FAX:(510) 661-0888
This report shall not be reproduced except in full, without the written approval of UL Verification Services Inc.

RADIATED EMISSIONS

Marker	Frequency (GHz)	Meter Reading (dBuV)	Det	AF PRE0213833 (dB/m)	Amp/Cbl/Fltr/Pad (dB)	Corrected Reading (dBuV/m)	Avg Limit (dBuV/m)	Margin (dB)	Peak Limit (dBuV/m)	PK Margin (dB)	UNII Non-Restricted (dBuV/m)	PK Margin (dB)	Azimuth (Degs)	Height (cm)	Polarity
2	* 3.87358	51.29	PK-U	33.8	-40.5	44.59	-	-	74	-29.41	-	-	0	100	H
	* 3.87181	39.8	ADR	33.8	-40.6	33	54	-21	-	-	-	-	0	100	H
3	* 1.28508	58.37	PK-U	29.1	-45.2	42.27	-	-	74	-31.73	-	-	0	201	V
	* 1.28447	45.98	ADR	29.1	-45.2	29.88	54	-24.12	-	-	-	-	0	201	V
4	* 4.0489	52.09	PK-U	33.5	-40.9	44.69	-	-	74	-29.31	-	-	0	200	V
	* 4.04848	40.55	ADR	33.5	-41	33.05	54	-20.95	-	-	-	-	0	200	V
5	* 11.02042	47.2	PK-U	37.9	-34.6	50.5	-	-	74	-23.5	-	-	0	100	H
	* 11.02016	35.42	ADR	37.9	-34.6	38.72	54	-15.28	-	-	-	-	0	100	H
6	* 11.93646	46.97	PK-U	38.8	-33.8	51.97	-	-	74	-22.03	-	-	0	201	V
	* 11.93466	35.09	ADR	38.8	-33.8	40.09	54	-13.91	-	-	-	-	0	201	V
1	1.98906	55.32	PK-U	31	-44.6	41.72	-	-	-	-	68.2	-26.48	0	100	H

* - indicates frequency in CFR47 Pt 15 / IC RSS-Restricted Band
PK-U - U-NII: Maximum Peak
ADR - U-NII AD primary method, RMS average

UL VERIFICATION SERVICES INC.
47173 Benicia Street, Fremont, CA 94538; USA TEL:(510) 319-4000 FAX:(510) 661-0888
This report shall not be reproduced except in full, without the written approval of UL Verification Services Inc.

1.2. WORST CASE BELOW 1 GHz

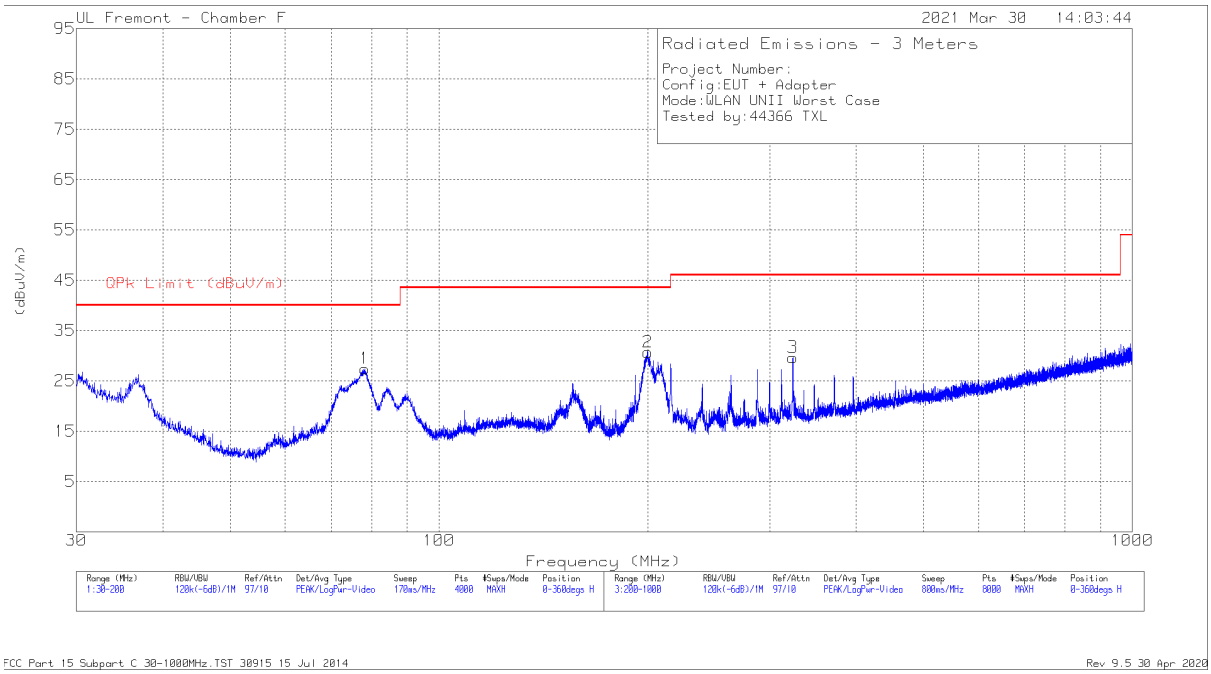

HORIZONTAL

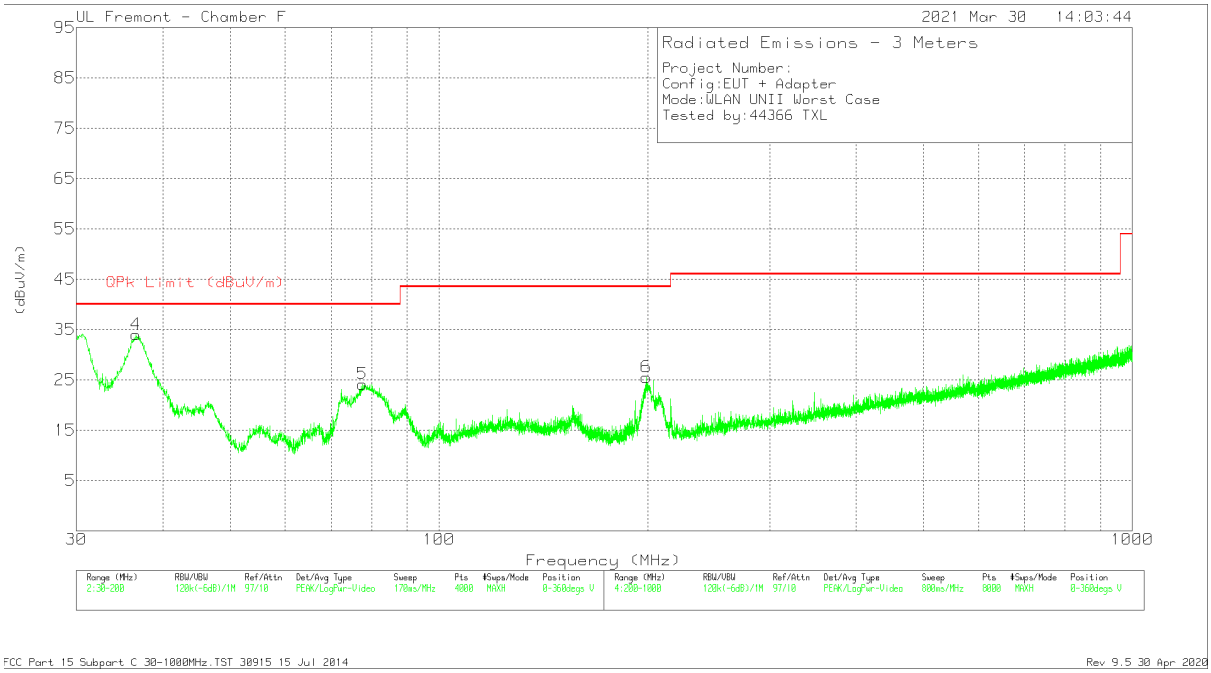

VERTICAL

UL VERIFICATION SERVICES INC.
47173 Benicia Street, Fremont, CA 94538; USA TEL:(510) 319-4000 FAX:(510) 661-0888

This report shall not be reproduced except in full, without the written approval of UL Verification Services Inc.

Below 1GHz DATA

Marker	Frequency (MHz)	Meter Reading (dBuV)	Det	AF T243 (dB/m)	Amp/Cbl (dB)	Corrected Reading (dBuV/m)	QPk Limit (dBuV/m)	Margin (dB)	Azimuth (Degs)	Height (cm)	Polarity
1	77.9888	42.2	Qp	14	-31.4	24.8	40	-15.2	3	256	H
4	36.8254	39.16	Qp	22.8	-31.8	30.16	40	-9.84	78	100	V
5	77.8177	38.19	Qp	14	-31.4	20.79	40	-19.21	175	109	V
6	199.3817	34.15	Qp	19.1	-30.5	22.75	43.52	-20.77	53	180	V
2	200.348	38.25	Qp	19.2	-30.5	26.95	43.52	-16.57	109	152	H
3	* 323.8827	37.27	Qp	20.4	-29.8	27.87	46.02	-18.15	248	115	H

* - indicates frequency in CFR47 Pt 15 / IC RSS-Restricted Band
Qp - Quasi-Peak detector

UL VERIFICATION SERVICES INC.
47173 Benicia Street, Fremont, CA 94538; USA TEL:(510) 319-4000 FAX:(510) 661-0888
This report shall not be reproduced except in full, without the written approval of UL Verification Services Inc.

1.3. WORST CASE 18-26 GHz

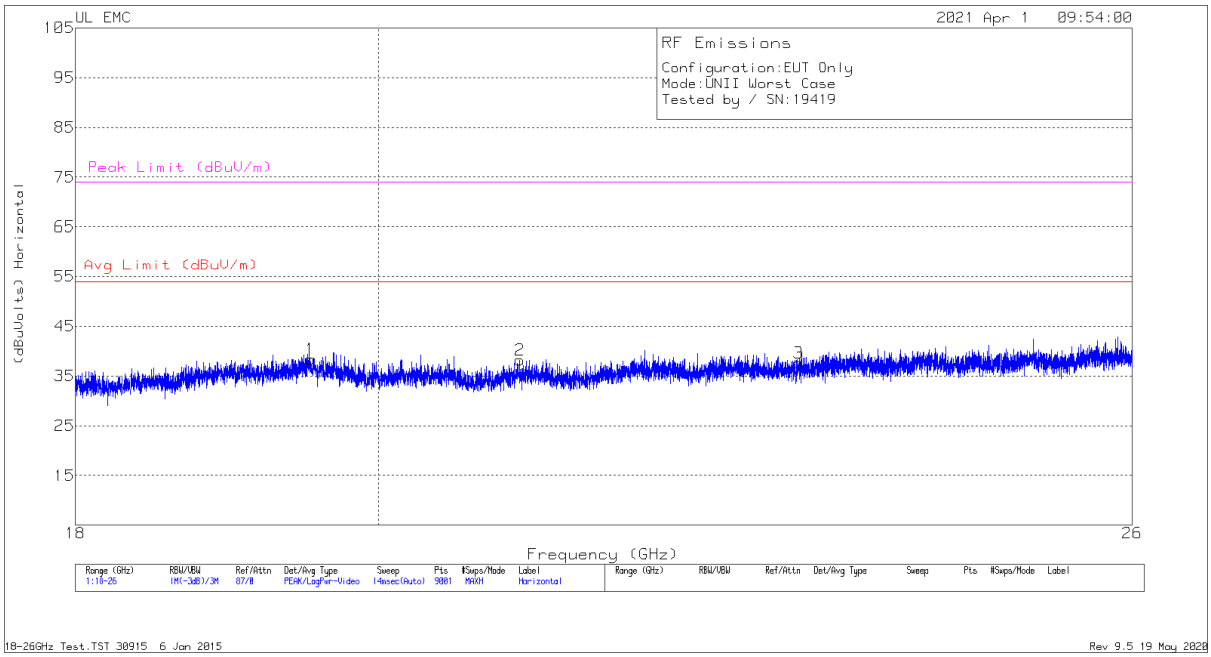

HORIZONTAL

VERTICAL

UL VERIFICATION SERVICES INC.
47173 Benicia Street, Fremont, CA 94538; USA TEL:(510) 319-4000 FAX:(510) 661-0888

This report shall not be reproduced except in full, without the written approval of UL Verification Services Inc.

18 – 26GHz DATA

Marker	Frequency (GHz)	Meter Reading (dBuV)	Det	T125 AF (dB/m)	Amp/Cbl (dB)	Dist Corr (dB)	Corrected Reading (dBuVolts)	Avg Limit (dBuV/m)	Margin (dB)	Peak Limit (dBuV/m)	PK Margin (dB)
1	19.53156	34.32	Pk	32.8	-19.2	-9.5	38.42	54	-15.58	74	-35.58
2	21.00889	35.79	Pk	33.1	-21.2	-9.5	38.19	54	-15.81	74	-35.81
3	23.15022	33.68	Pk	33.6	-20.2	-9.5	37.58	54	-16.42	74	-36.42
4	19.54133	35.85	Pk	32.7	-19.4	-9.5	39.65	54	-14.35	74	-34.35
5	21.936	36.86	Pk	33.4	-20.7	-9.5	40.06	54	-13.94	74	-33.94
6	23.97156	37.07	Pk	33.9	-19.6	-9.5	41.87	54	-12.13	74	-32.13

Pk - Peak detector

Note: Measurement distance was 1 meter.

UL VERIFICATION SERVICES INC.
47173 Benicia Street, Fremont, CA 94538; USA TEL:(510) 319-4000 FAX:(510) 661-0888

This report shall not be reproduced except in full, without the written approval of UL Verification Services Inc.

1.4. WORST CASE 26-40 GHz

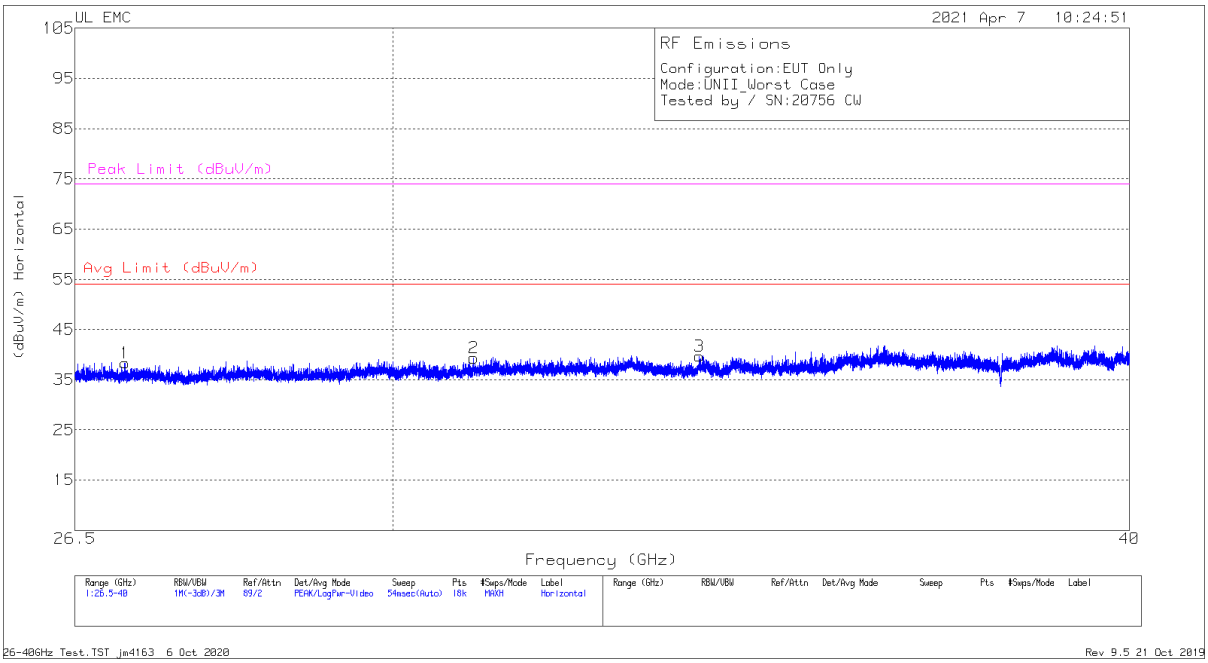

HORIZONTAL

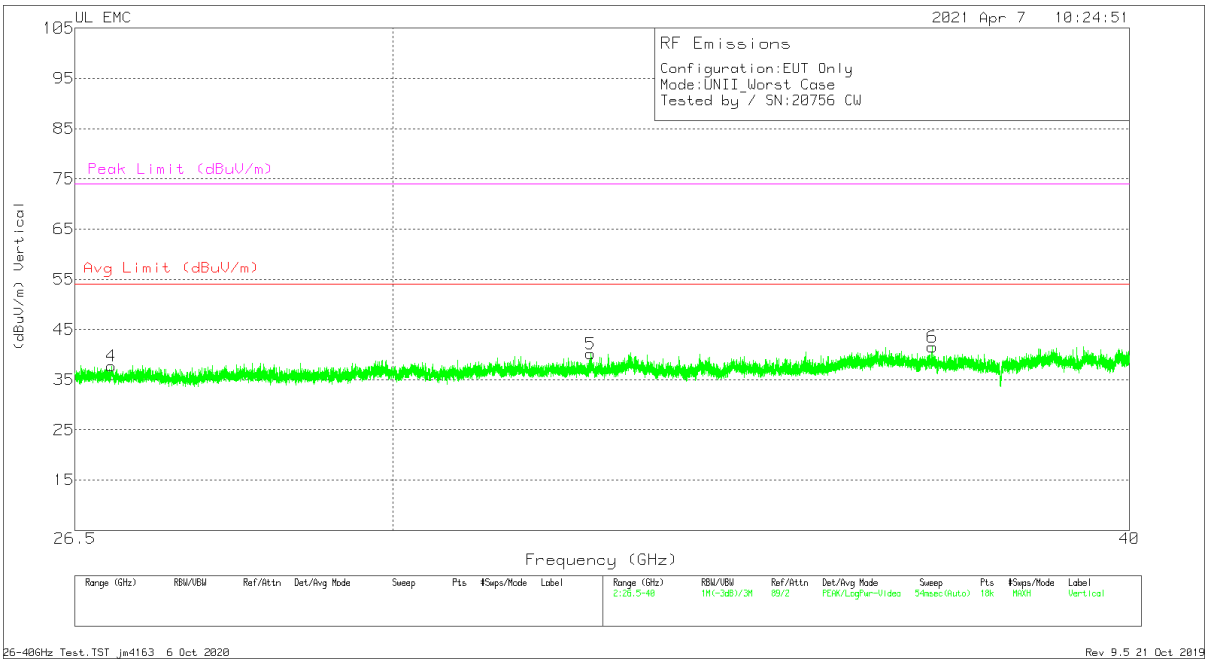

VERTICAL

UL VERIFICATION SERVICES INC.
47173 Benicia Street, Fremont, CA 94538; USA TEL:(510) 319-4000 FAX:(510) 661-0888
This report shall not be reproduced except in full, without the written approval of UL Verification Services Inc.

26 – 40GHz DATA

Marker	Frequency (GHz)	Meter Reading (dBuV)	Det	T446 AF (dB/m)	Amp/Cbl (dB)	Dist Corr (dB)	Corrected Reading (dBuV/m)	Avg Limit (dBuV/m)	Margin (dB)	Peak Limit (dBuV/m)	PK Margin (dB)
1	27.02425	67.81	Pk	36.2	-56.2	-9.5	38.31	54	-15.69	74	-35.69
2	30.9625	66.11	Pk	36.8	-54.1	-9.5	39.31	54	-14.69	74	-34.69
3	33.814	64.88	Pk	37.7	-53.4	-9.5	39.68	54	-14.32	74	-34.32
4	26.87875	67.13	Pk	36.1	-56	-9.5	37.73	54	-16.27	74	-36.27
5	32.41225	65.78	Pk	37.3	-53.4	-9.5	40.18	54	-13.82	74	-33.82
6	37.03675	68.01	Pk	38.4	-55.4	-9.5	41.51	54	-12.49	74	-32.49

Pk - Peak detector

Note: Measurement distance was 1 meter.

UL VERIFICATION SERVICES INC.
47173 Benicia Street, Fremont, CA 94538; USA TEL:(510) 319-4000 FAX:(510) 661-0888

This report shall not be reproduced except in full, without the written approval of UL Verification Services Inc.

2. AC POWER LINE CONDUCTED EMISSIONS

LIMITS

FCC §15.207 (a)

RSS-Gen 8.8

Frequency of Emission (MHz)	Conducted Limit (dBµV)	
	Quasi-peak	Average
0.15-0.5	66 to 56 *	56 to 46 *
0.5-5	56	46
5-30	60	50

*Decreases with the logarithm of the frequency.

TEST PROCEDURE

The EUT is placed on a non-conducting table 40 cm from the vertical ground plane and 80 cm above the horizontal ground plane. The EUT is configured in accordance with ANSI C63.10.

The receiver is set to a resolution bandwidth of 9 kHz. Peak detection is used unless otherwise noted as quasi-peak or average.

Line conducted data is recorded for both NEUTRAL and HOT lines.

RESULTS

UL VERIFICATION SERVICES INC.
47173 Benicia Street, Fremont, CA 94538; USA TEL:(510) 319-4000 FAX:(510) 661-0888

This report shall not be reproduced except in full, without the written approval of UL Verification Services Inc.

2.1.1. AC Power Line (EUT with Laptop)

LINE 1 RESULTS

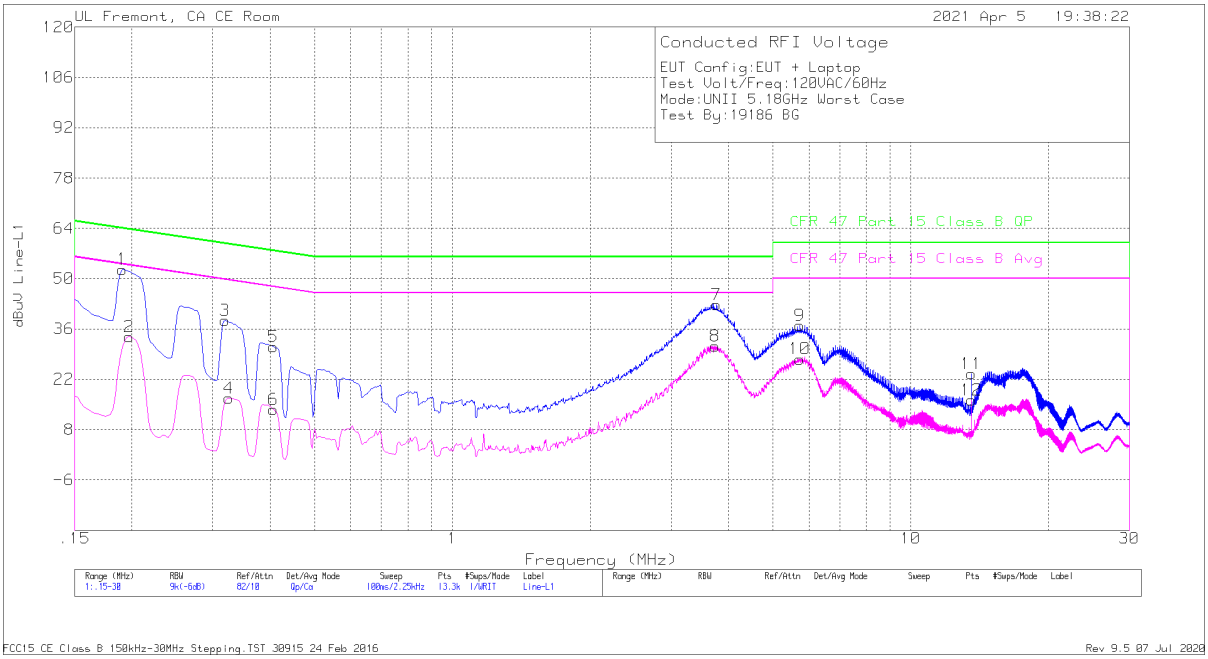

Marker	Frequency (MHz)	Meter Reading (dBuV)	Det	PRE0186446 L1	LC Cables C1&C3 dB	Limiter (dB)	Corrected Reading dBuV	CFR 47 Part 15 Class B QP	QP Margin (dB)	CFR 47 Part 15 Class B Avg	Av(CISPR)Margin (dB)
1	.1905	42.51	Qp	0	0	10.1	52.61	64.01	-11.4	-	-
2	.19725	23.76	Ca	0	0	10.1	33.86	-	-	53.73	-19.87
3	.31875	28.34	Qp	0	0	10.1	38.44	59.74	-21.3	-	-
4	.3255	6.62	Ca	0	0	10.1	16.72	-	-	49.57	-32.85
5	.4065	20.95	Qp	0	0	10.1	31.05	57.72	-26.67	-	-
6	.4065	3.59	Ca	0	0	10.1	13.69	-	-	47.72	-34.03
7	3.7725	32.44	Qp	0	.1	10.2	42.74	56	-13.26	-	-
8	3.74325	20.87	Ca	0	.1	10.2	31.17	-	-	46	-14.83
9	5.72775	26.66	Qp	0	.1	10.2	36.96	60	-23.04	-	-
10	5.72775	17.36	Ca	0	.1	10.2	27.66	-	-	50	-22.34
11	13.56*	13.03	Qp	.1	.2	10.2	23.53	60	-36.47	-	-
12	13.56*	5.71	Ca	.1	.2	10.2	16.21	-	-	50	-33.79

*Indicates UL RFID Signal. Not from device.
Qp - Quasi-Peak detector
Ca - CISPR average detection

UL VERIFICATION SERVICES INC.
47173 Benicia Street, Fremont, CA 94538; USA TEL:(510) 319-4000 FAX:(510) 661-0888
This report shall not be reproduced except in full, without the written approval of UL Verification Services Inc.

LINE 2 RESULTS

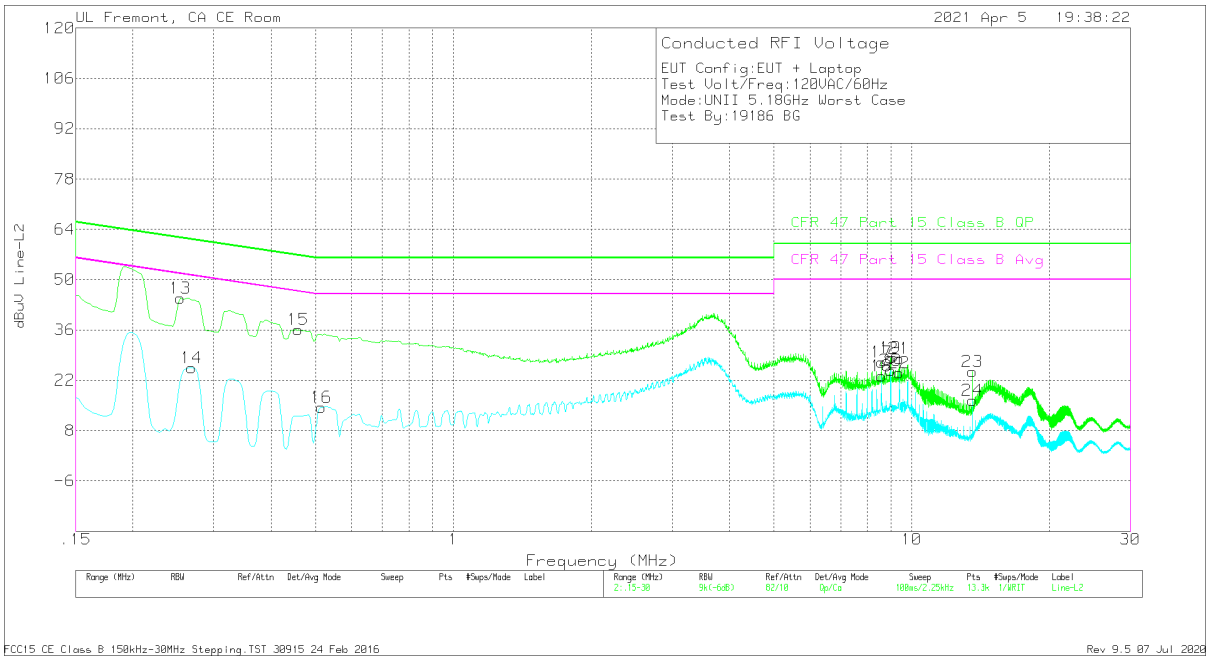

Marker	Frequency (MHz)	Meter Reading (dBuV)	Det	PRE0186446 L2	LC Cables C2&C3 dB	Limiter (dB)	Corrected Reading dBuV	CFR 47 Part 15 Class B QP	QP Margin (dB)	CFR 47 Part 15 Class B Avg	Av(CISPR)Margin (dB)
13	.2535	34.76	Qp	0	0	10.1	44.86	61.64	-16.78	-	-
14	.26813	15.37	Ca	0	0	10.1	25.47	-	-	51.18	-25.71
15	.45825	26.07	Qp	0	0	10.1	36.17	56.72	-20.55	-	-
16	.5145	4.34	Ca	0	0	10.1	14.44	-	-	46	-31.56
17	8.5965	16.63	Qp	0	.2	10.2	27.03	60	-32.97	-	-
18	8.5965	12.86	Ca	0	.2	10.2	23.26	-	-	50	-26.74
19	8.99475	17.84	Qp	0	.2	10.2	28.24	60	-31.76	-	-
20	8.997	14.37	Ca	0	.2	10.2	24.77	-	-	50	-25.23
21	9.39525	17.63	Qp	0	.2	10.2	28.03	60	-31.97	-	-
22	9.39525	13.72	Ca	0	.2	10.2	24.12	-	-	50	-25.88
23	13.56*	13.91	Qp	.1	.2	10.2	24.41	60	-35.59	-	-
24	13.56*	5.93	Ca	.1	.2	10.2	16.43	-	-	50	-33.57

*Indicates UL RFID Signal. Not from device.
Qp - Quasi-Peak detector
Ca - CISPR average detection

UL VERIFICATION SERVICES INC.
47173 Benicia Street, Fremont, CA 94538; USA TEL:(510) 319-4000 FAX:(510) 661-0888
This report shall not be reproduced except in full, without the written approval of UL Verification Services Inc.

2.1.2. AC Power Line (EUT with charger)

LINE 1 RESULTS

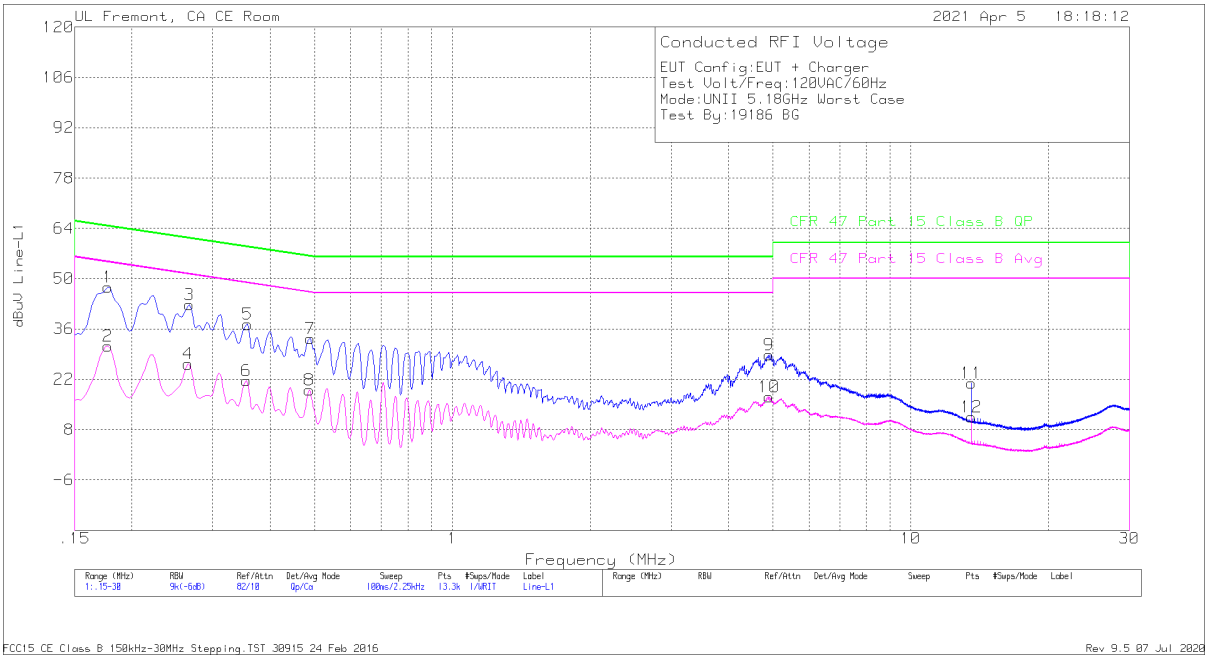

Marker	Frequency (MHz)	Meter Reading (dBuV)	Det	PRE0186446 L1	LC Cables C1&C3 dB	Limiter (dB)	Corrected Reading dBuV	CFR 47 Part 15 Class B QP	QP Margin (dB)	CFR 47 Part 15 Class B Avg	Av(CISPR)Margin (dB)
1	.177	37.49	Qp	0	0	10.1	47.59	64.63	-17.04	-	-
2	.177	21.2	Ca	0	0	10.1	31.3	-	-	54.63	-23.33
3	.267	32.63	Qp	0	0	10.1	42.73	61.21	-18.48	-	-
4	.26475	16.17	Ca	0	0	10.1	26.27	-	-	51.28	-25.01
5	.357	27.16	Qp	0	0	10.1	37.26	58.8	-21.54	-	-
6	.35475	11.47	Ca	0	0	10.1	21.57	-	-	48.85	-27.28
7	.48975	23.27	Qp	0	0	10.1	33.37	56.17	-22.8	-	-
8	.4875	9	Ca	0	0	10.1	19.1	-	-	46.21	-27.11
9	4.90988	18.43	Qp	0	.1	10.2	28.73	56	-27.27	-	-
10	4.90425	6.86	Ca	0	.1	10.2	17.16	-	-	46	-28.84
11	13.56*	10.48	Qp	.1	.2	10.2	20.98	60	-39.02	-	-
12	13.56*	1	Ca	.1	.2	10.2	11.5	-	-	50	-38.5

*Indicates UL RFID Signal. Not from device.
Qp - Quasi-Peak detector
Ca - CISPR average detection

UL VERIFICATION SERVICES INC.
47173 Benicia Street, Fremont, CA 94538; USA TEL:(510) 319-4000 FAX:(510) 661-0888
This report shall not be reproduced except in full, without the written approval of UL Verification Services Inc.

LINE 2 RESULTS

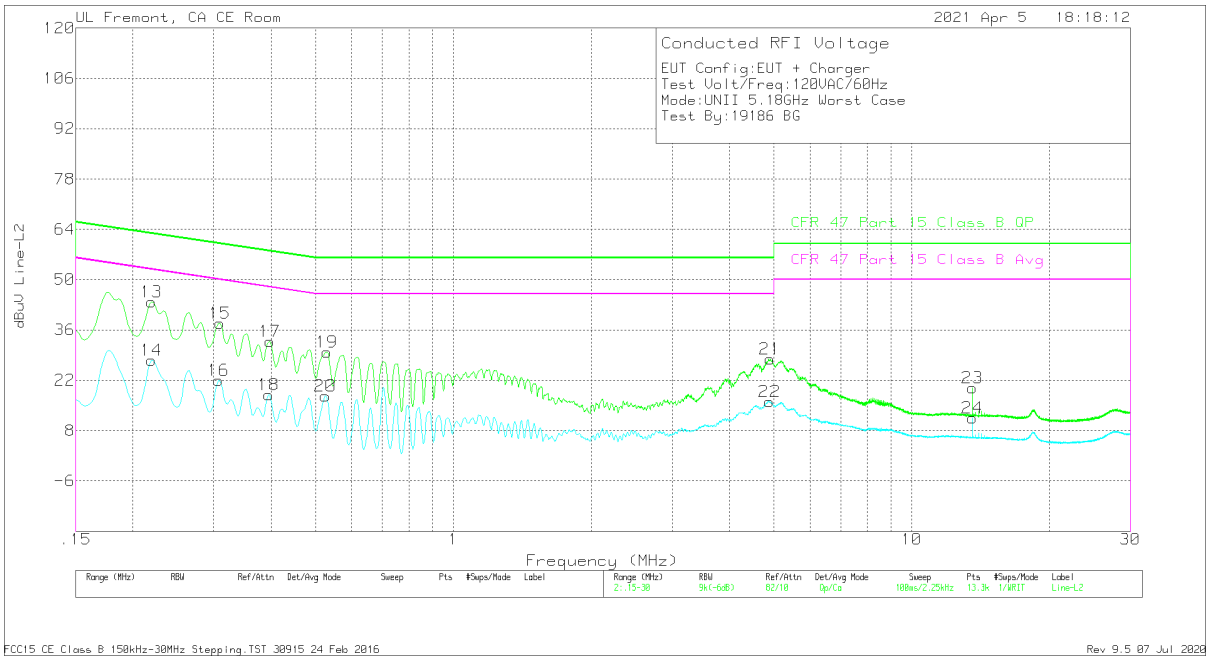

Marker	Frequency (MHz)	Meter Reading (dBuV)	Det	PRE0186446 L2	LC Cables C2&C3 dB	Limiter (dB)	Corrected Reading dBuV	CFR 47 Part 15 Class B QP	QP Margin (dB)	CFR 47 Part 15 Class B Avg	Av(CISPR)Margin (dB)
13	.21975	33.71	Qp	0	0	10.1	43.81	62.83	-19.02	-	-
14	.21975	17.54	Ca	0	0	10.1	27.64	-	-	52.83	-25.19
15	.30975	27.84	Qp	0	0	10.1	37.94	59.98	-22.04	-	-
16	.3075	11.87	Ca	0	0	10.1	21.97	-	-	50.04	-28.07
17	.3975	22.73	Qp	0	0	10.1	32.83	57.91	-25.08	-	-
18	.39525	7.8	Ca	0	0	10.1	17.9	-	-	47.95	-30.05
19	.53025	19.71	Qp	0	0	10.1	29.81	56	-26.19	-	-
20	.52575	7.53	Ca	0	0	10.1	17.63	-	-	46	-28.37
21	4.90875	17.61	Qp	0	.1	10.2	27.91	56	-28.09	-	-
22	4.89975	5.73	Ca	0	.1	10.2	16.03	-	-	46	-29.97
23	13.56*	9.33	Qp	.1	.2	10.2	19.83	60	-40.17	-	-
24	13.56*	1.05	Ca	.1	.2	10.2	11.55	-	-	50	-38.45

*Indicates UL RFID Signal. Not from device.
Qp - Quasi-Peak detector
Ca - CISPR average detection

END OF TEST REPORT

UL VERIFICATION SERVICES INC.
47173 Benicia Street, Fremont, CA 94538; USA TEL:(510) 319-4000 FAX:(510) 661-0888
This report shall not be reproduced except in full, without the written approval of UL Verification Services Inc.

3. SETUP PHOTOS

Please refer to 13573777-EP1V1 FCC IC for setup photos

UL VERIFICATION SERVICES INC.
47173 Benicia Street, Fremont, CA 94538; USA TEL:(510) 319-4000 FAX:(510) 661-0888

This report shall not be reproduced except in full, without the written approval of UL Verification Services Inc.