TEST REPORT

Report Number: 13573777-E5V3

Applicant : APPLE INC.
1 APPLE PARK WAY
CUPERTINO, CA 95014, U.S.A.

Model : A2481 (Parent Mode, FULL Test)
A2630, A2626, A2628, A2629 (Variant Models)

Brand : APPLE

FCC ID : BCG-E3994A (Parent Model)
BCG-E4030A, BCG-E3996A, BCG-E4029A (Variant Models)

EUT Description : SMARTPHONE

Test Standard(s) : FCC 47 CFR PART 15 SUBPART E

Date Of Issue:
August 03, 2021

Prepared by:
UL Verification Services Inc.
47173 Benicia Street
Fremont, CA 94538 U.S.A.
TEL: (510) 319-4000
FAX: (510) 661-0888

ACCREDITED
CERT #0751.05

REPORT REVISION HISTORY

Rev.	Issue Date	Revisions	Revised By
V1	7/31/2021	Initial Issue	Frank Ibrahim
V2	8/03/2021	Removed IC rules on cover page and page 5, fixed VHT80 5775MHz and T404 cal date	Chin Pang
V3	8/04/2021	Addressed TCB Feedback	Chris Xiong

UL VERIFICATION SERVICES INC.
47173 Benicia Street, Fremont, CA 94538; USA TEL:(510) 319-4000 FAX:(510) 661-0888

This report shall not be reproduced except in full, without the written approval of UL Verification Services Inc.

TABLE OF CONTENTS

REPORT REVISION HISTORY **2**

TABLE OF CONTENTS **3**

1. ATTESTATION OF TEST RESULTS **5**

2. TEST RESULT SUMMARY **7**

3. TEST METHODOLOGY **7**

4. FACILITIES AND ACCREDITATION **7**

5. DECISION RULES AND MEASUREMENT UNCERTAINTY **8**

5.1. METROLOGICAL TRACEABILITY *8*

5.2. DECISION RULES *8*

5.3. MEASUREMENT UNCERTAINTY *8*

5.4. SAMPLE CALCULATION *8*

6. EQUIPMENT UNDER TEST **9**

6.1. EUT DESCRIPTION *9*

6.2. MAXIMUM OUTPUT POWER *10*

6.3. DESCRIPTION OF AVAILABLE ANTENNAS *14*

6.4. SOFTWARE AND FIRMWARE *14*

6.5. WORST-CASE CONFIGURATION AND MODE *15*

6.6. DESCRIPTION OF TEST SETUP *16*

7. MEASUREMENT METHOD **21**

8. TEST AND MEASUREMENT EQUIPMENT **22**

9. ANTENNA PORT TEST RESULTS **24**

9.1. ON TIME AND DUTY CYCLE *24*

9.2. 26 dB and 99% BANDWIDTH *29*

9.2.1. 802.11n HT20 MODE IN THE 5.2 GHz BAND 29
9.2.2. 802.11n HT40 MODE IN THE 5.2 GHz BAND 31
9.2.3. 802.11ac VHT80 MODE IN THE 5.2 GHz BAND 32
9.2.4. 802.11ax HE20 MODE IN THE 5.2 GHz BAND 34
9.2.5. 802.11ax HE40 MODE IN THE 5.2 GHz BAND 41
9.2.6. 802.11ax HE80 MODE IN THE 5.2 GHz BAND 47
9.2.7. 802.11n HT20 MODE IN THE 5.3 GHz BAND 53
9.2.8. 802.11n HT40 MODE IN THE 5.3 GHz BAND 55
9.2.9. 802.11ac VHT80 MODE IN THE 5.3 GHz BAND 57
9.2.10. 802.11ax HE20 MODE IN THE 5.3 GHz BAND 59
9.2.11. 802.11ax HE40 MODE IN THE 5.3 GHz BAND 65
9.2.12. 802.11ax HE80 MODE IN THE 5.3 GHz BAND 71

UL VERIFICATION SERVICES INC.
47173 Benicia Street, Fremont, CA 94538; USA TEL:(510) 319-4000 FAX:(510) 661-0888

This report shall not be reproduced except in full, without the written approval of UL Verification Services Inc.

9.2.13. 802.11n HT20 MODE IN THE 5.6 GHz BAND 77
9.2.14. 802.11n HT40 MODE IN THE 5.6 GHz BAND 80
9.2.15. 802.11ac VHT80 MODE IN THE 5.6 GHz BAND 83
9.2.16. 802.11ax HE20 MODE IN THE 5.6 GHz BAND 85
9.2.17. 802.11ax HE40 MODE IN THE 5.6 GHz BAND 95
9.2.18. 802.11ax HE80 MODE IN THE 5.6 GHz BAND 105
9.2.19. 802.11n HT20 MODE IN THE 5.8 GHz BAND 111
9.2.20. 802.11n HT40 MODE IN THE 5.8 GHz BAND 113
9.2.21. 802.11ac VHT80 MODE IN THE 5.8 GHz BAND 115
9.2.22. 802.11ax HE20 MODE IN THE 5.8 GHz BAND 117
9.2.23. 802.11ax HE40 MODE IN THE 5.8 GHz BAND 123
9.2.24. 802.11ax HE80 MODE IN THE 5.8 GHz BAND 129

9.3. 6 dB BANDWIDTH 135
9.3.1. 802.11n HT20 MODE IN THE 5.8 GHz BAND 136
9.3.2. 802.11n HT40 MODE IN THE 5.8 GHz BAND 139
9.3.3. 802.11ac VHT80 MODE IN THE 5.8 GHz BAND 141
9.3.4. 802.11ax HE20 MODE IN THE 5.8 GHz BAND 143
9.3.5. 802.11ax HE40 MODE IN THE 5.8 GHz BAND 149
9.3.6. 802.11ax HE80 MODE IN THE 5.8 GHz BAND 155

9.4. OUTPUT POWER AND PSD 161
9.4.1. 802.11n HT20 MODE IN THE 5.2 GHz BAND 163
9.4.2. 802.11n HT40 MODE IN THE 5.2 GHz BAND 166
9.4.3. 802.11ac VHT80 MODE IN THE 5.2 GHz BAND 169
9.4.4. 802.11ax HE20 MODE IN THE 5.2 GHz BAND 172
9.4.5. 802.11ax HE40 MODE IN THE 5.2 GHz BAND 184
9.4.6. 802.11ax HE80 MODE IN THE 5.2 GHz BAND 196
9.4.7. 802.11n HT20 MODE IN THE 5.3 GHz BAND 208
9.4.8. 802.11n HT40 MODE IN THE 5.3 GHz BAND 211
9.4.9. 802.11ac VHT80 MODE IN THE 5.3 GHz BAND 214
9.4.10. 802.11ax HE20 MODE IN THE 5.3 GHz BAND 217
9.4.11. 802.11ax HE40 MODE IN THE 5.3 GHz BAND 229
9.4.12. 802.11ax HE80 MODE IN THE 5.3 GHz BAND 241
9.4.13. 802.11n HT20 MODE IN THE 5.6 GHz BAND 253
9.4.14. 802.11n HT40 MODE IN THE 5.6 GHz BAND 256
9.4.15. 802.11ac VHT80 MODE IN THE 5.6 GHz BAND 259
9.4.16. 802.11ax HE20 MODE IN THE 5.6 GHz BAND 262
9.4.17. 802.11ax HE40 MODE IN THE 5.6 GHz BAND 274
9.4.18. 802.11ax HE80 MODE IN THE 5.6 GHz BAND 286
9.4.19. 802.11n HT20 MODE IN THE 5.8 GHz BAND 298
9.4.20. 802.11n HT40 MODE IN THE 5.8 GHz BAND 301
9.4.21. 802.11ac VHT80 MODE IN THE 5.8 GHz BAND 304
9.4.22. 802.11ax HE20 MODE IN THE 5.8 GHz BAND 307
9.4.23. 802.11ax HE40 MODE IN THE 5.8 GHz BAND 319
9.4.24. 802.11ax HE80 MODE IN THE 5.8 GHz BAND 331

10. SETUP PHOTOS 343

UL VERIFICATION SERVICES INC.
47173 Benicia Street, Fremont, CA 94538; USA TEL:(510) 319-4000 FAX:(510) 661-0888

This report shall not be reproduced except in full, without the written approval of UL Verification Services Inc.

1. ATTESTATION OF TEST RESULTS

COMPANY NAME: APPLE INC.
1 APPLE PARK WAY
CUPERTINO, CA 95014, U.S.A.

EUT DESCRIPTION: SMARTPHONE

MODEL: A2481 (Parent Model, FULL Test)
A2630, A2626, A2628, A2629 (Variant Models)

BRAND: APPLE

FCC ID: BCG-E3994A (Parent Model)
BCG-E4030A, BCG-E3996A, BCG-E4029A (Variant Models)

SERIAL NUMBER: C7CF300D10Y2, US1H9, C7H1173001S16QF5L, G0HFYT6X7Q

SAMPLE RECEIPT DATE: 2/9/2021, 3/25/2021, 6/25/2021, 6/28/2021

DATE TESTED: MARCH 16, 2021 - AUGUTS 4, 2021

APPLICABLE STANDARDS	
STANDARD	**TEST RESULTS**
CFR 47 Part 15 Subpart E	Complies

UL Verification Services Inc. tested the above equipment in accordance with the requirements set forth in the above standards. The test results show that the equipment tested is capable of demonstrating compliance with the requirements as documented in this report.

The results documented in this report apply only to the tested sample, under the conditions and modes of operation as described herein. It is the manufacturer's responsibility to assure that additional production units of this model are manufactured with identical electrical and mechanical components. All samples tested were in good operating condition throughout the entire test program. Measurement Uncertainties are published for informational purposes only and were not taken into account unless noted otherwise.

This document may not be altered or revised in any way unless done so by UL Verification Services Inc. and all revisions are duly noted in the revisions section. Any alteration of this document not carried out by UL Verification Services Inc. will constitute fraud and shall nullify the document. This report must not be used by the client to claim product certification, approval, or endorsement by A2LA, NIST, any agency of the Federal Government, or any agency of the U.S. government.

UL VERIFICATION SERVICES INC.
47173 Benicia Street, Fremont, CA 94538; USA TEL:(510) 319-4000 FAX:(510) 661-0888

This report shall not be reproduced except in full, without the written approval of UL Verification Services Inc.

Approved & Released For
UL Verification Services Inc. By:

Frank Ibrahim
Staff Engineer
Consumer Technology Division
UL Verification Services Inc.

Prepared By:

Chris Xiong
Test Engineer
Consumer Technology Division
UL Verification Services Inc.

UL VERIFICATION SERVICES INC.
47173 Benicia Street, Fremont, CA 94538; USA TEL:(510) 319-4000 FAX:(510) 661-0888

This report shall not be reproduced except in full, without the written approval of UL Verification Services Inc.

2. TEST RESULT SUMMARY

This report contains data provided by the customer which can impact the validity of results. UL Verification Services Inc. is only responsible for the validity of results after the integration of the data provided by the customer.

FCC Clause	Requirement	Result	Comment
See Comment	Duty Cycle	Reporting purposes only	Per ANSI C63.10, Section 12.2.
See Comment	26dB BW 99% OBW	Reporting purposes only	Per ANSI C63.10 Sections 6.9.2 and 6.9.3
15.407 (e)	6 dB BW	Complies	None.
15.407 (a) (1-4), (h) (1)	Output Power	Complies	None.
15.407 (a) (1-3, 5)	PSD	Complies	None.
15.209, 15.205, 15.407 (b)	Radiated Emissions	Complies	None.
15.207	AC Mains Conducted Emissions	Complies	None.

3. TEST METHODOLOGY

The tests documented in this report were performed in accordance with:

- FCC CFR 47 Part 2
- FCC CFR 47 Part 15
- FCC KDB 662911 D01 v02r01
- FCC KDB 789033 D02 v02r01
- ANSI C63.10-2013
- KDB 414788 D01 Radiated Test Site v01r01

4. FACILITIES AND ACCREDITATION

UL Verification Services Inc. is accredited by A2LA, certification #0751.05, for all testing performed within the scope of this report. Testing was performed at the locations noted below.

	Address	ISED CABID	ISED Company Number	FCC Registration
☒	Building 1: 47173 Benicia Street, Fremont, CA 94538, USA	US0104	2324A	208313
☒	Building 2: 47266 Benicia Street, Fremont, CA 94538, USA	US0104	22541	208313
☒	Building 4: 47658 Kato Rd, Fremont, CA 94538, USA	US0104	2324B	208313

UL VERIFICATION SERVICES INC.
47173 Benicia Street, Fremont, CA 94538; USA TEL:(510) 319-4000 FAX:(510) 661-0888

This report shall not be reproduced except in full, without the written approval of UL Verification Services Inc.

5. DECISION RULES AND MEASUREMENT UNCERTAINTY

5.1. METROLOGICAL TRACEABILITY

All test and measuring equipment utilized to perform the tests documented in this report are calibrated on a regular basis, with a maximum time between calibrations of one year or the manufacturers' recommendation, whichever is less, and where applicable is traceable to recognized national standards.

5.2. DECISION RULES

The Decision Rule is based on Simple Acceptance in accordance with ISO Guide 98-4:2012 Clause 8.2. (Measurement uncertainty is not taken into account when stating conformity with a specified requirement.)

5.3. MEASUREMENT UNCERTAINTY

Where relevant, the following measurement uncertainty levels have been estimated for tests performed on the apparatus:

PARAMETER	U_{Lab}
Worst Case Conducted Disturbance, 9KHz to 0.15 MHz	3.78 dB
Worst Case Conducted Disturbance, 0.15 to 30 MHz	3.40 dB
Worst Case Radiated Disturbance, 9KHz to 30 MHz	2.87 dB
Worst Case Radiated Disturbance, 30 to 1000 MHz	6.01 dB
Worst Case Radiated Disturbance, 1000 to 18000 MHz	4.73 dB
Worst Case Radiated Disturbance, 18000 to 26000 MHz	4.51 dB
Worst Case Radiated Disturbance, 26000 to 40000 MHz	5.29 dB

Uncertainty figures are valid to a confidence level of 95%.

5.4. SAMPLE CALCULATION

RADIATED EMISSIONS
Where relevant, the following sample calculation is provided:
Field Strength (dBuV/m) = Measured Voltage (dBuV) + Antenna Factor (dB/m) + Cable Loss (dB) – Preamp Gain (dB)
36.5 dBuV + 18.7 dB/m + 0.6 dB – 26.9 dB = 28.9 dBuV/m

MAINS CONDUCTED EMISSIONS
Where relevant, the following sample calculation is provided:
Final Voltage (dBuV) = Measured Voltage (dBuV) + Cable Loss (dB) + Limiter Factor (dB) + LISN Insertion Loss.
36.5 dBuV + 0 dB +10.1 dB+ 0 dB = 46.6 dBuV

UL VERIFICATION SERVICES INC.
47173 Benicia Street, Fremont, CA 94538; USA TEL:(510) 319-4000 FAX:(510) 661-0888

This report shall not be reproduced except in full, without the written approval of UL Verification Services Inc.

6. EQUIPMENT UNDER TEST

6.1. EUT DESCRIPTION

The Apple iPhone is a smartphone with multimedia functions (music, application support, and video), cellular GSM, GPRS, EGPRS, UMTS, LTE, 5G, CDMA, IEEE 802.11a/b/g/n/ac/ax, Bluetooth, Ultra-Wideband, GPS and NFC. All models support at least one UICC based SIM. The second SIM is either an UICC based p-SIM (physical SIM) or e-SIM (electronic SIM). The device supports a built-in inductive charging transmitter and receiver. The rechargeable battery is not user accessible.

Testing was performed on the parent model and is used to support the application for the parent and variants identified in this report based on the test plan submitted and approved via KDB inquiry by the FCC and by ISED-Canada.

The Models and FCC IDs covered by this report include:

Parent Model:
A2481; FCC ID: BCG-E3994A

Variant Models:
A2630; FCC ID: BCG-E4030A
A2626; FCC ID: BCG-E3996A
A2628; FCC ID: BCG-E4029A
A2629; FCC ID: BCG-E4030A

UL VERIFICATION SERVICES INC.
47173 Benicia Street, Fremont, CA 94538; USA TEL:(510) 319-4000 FAX:(510) 661-0888

This report shall not be reproduced except in full, without the written approval of UL Verification Services Inc.

6.2. MAXIMUM OUTPUT POWER

The transmitter has a maximum conducted output power as follows:

5.2 GHz BAND (FCC)

Frequency Range (MHz)	Mode	Output Power (dBm)	Output Power (mW)
5.2 GHz band, 1TX			
5180-5240	802.11a	Covered by 802.11n HT20 1TX	
5180-5240	802.11n HT20	19.73	93.97
5190-5230	802.11n HT40	20.24	105.68
5180-5240	802.11ac VHT20	Covered by 802.11n HT20 1TX	
5190-5230	802.11ac VHT40	Covered by 802.11n HT40 1TX	
5210	802.11ac VHT80	16.72	46.99
5180-5240	802.11ax HE20	19.71	93.54
5190-5230	802.11ax HE40	20.23	105.44
5210	802.11ax HE80	16.71	46.88
5.2 GHz band, 2TX			
5180-5240	802.11n HT20 CDD	19.75	94.41
5180-5240	802.11n HT20 SDM/STBC	Covered by 802.11n HT20 2TX CDD	
5190-5230	802.11n HT40 CDD	22.22	166.72
5190-5230	802.11n HT40 SDM/STBC	Covered by 802.11n HT40 2TX CDD	
5180-5240	802.11ac VHT20 SDM/STBC/CDD	Covered by 802.11n HT20 2TX CDD	
5190-5230	802.11ac VHT40 SDM/STBC/CDD	Covered by 802.11n HT40 2TX CDD	
5210	802.11ac VHT80 CDD	19.23	83.75
5210	802.11ac VHT80 SDM/STBC	Covered by 802.11ac VHT80 2TX CDD	
5180-5240	802.11ax HE20 OFDMA	19.72	93.76
5190-5230	802.11ax HE40 OFDMA	22.21	166.34
5210	802.11ax HE80 OFDMA	18.75	74.99

UL VERIFICATION SERVICES INC.
47173 Benicia Street, Fremont, CA 94538; USA TEL:(510) 319-4000 FAX:(510) 661-0888

This report shall not be reproduced except in full, without the written approval of UL Verification Services Inc.

5.3 GHz BAND (FCC)

Frequency Range (MHz)	Mode	Output Power (dBm)	Output Power (mW)
5.3 GHz band, 1TX			
5260 - 5320	802.11a	Covered by 802.11n HT20 1TX	
5260 - 5320	802.11n HT20	19.73	93.97
5270 - 5310	802.11n HT40	20.20	104.71
5260 - 5320	802.11ac VHT20	Covered by 802.11n HT20 1TX	
5270 - 5310	802.11ac VHT40	Covered by 802.11n HT40 1TX	
5290	802.11ac VHT80	16.21	41.78
5260 - 5320	802.11ax HE20	19.73	93.97
5270 - 5310	802.11ax HE40	20.21	104.95
5290	802.11ax HE80	14.72	29.65
5.3 GHz band, 2TX			
5260 - 5320	802.11n HT20 CDD	19.74	94.19
5260 - 5320	802.11n HT20 SDM/STBC	Covered by 802.11n HT40 2TX CDD	
5270 - 5310	802.11n HT40 CDD	22.21	166.34
5270 - 5310	802.11n HT40 SDM/STBC	Covered by 802.11n HT40 2TX CDD	
5260 - 5320	802.11ac VHT20 SDM/STBC/CDD	Covered by 802.11n HT20 2TX CDD	
5270 - 5310	802.11ac VHT40 SDM/STBC/CDD	Covered by 802.11n HT40 2TX CDD	
5290	802.11ac VHT80 CDD	18.73	74.64
5290	802.11ac VHT80 SDM/STBC	Covered by 802.11ac VHT80 2TX CDD	
5260 - 5320	802.11ax HE20 OFDMA	19.75	94.41
5270 - 5310	802.11ax HE40 OFDMA	22.22	166.72
5290	802.11ax HE80 OFDMA	17.71	59.02

UL VERIFICATION SERVICES INC.
47173 Benicia Street, Fremont, CA 94538; USA TEL:(510) 319-4000 FAX:(510) 661-0888

This report shall not be reproduced except in full, without the written approval of UL Verification Services Inc.

5.6 GHz BAND (FCC)

Frequency Range (MHz)	Mode	Output Power (dBm)	Output Power (mW)
5.6 GHz band, 1TX			
5500-5720	802.11a	Covered by 802.11n HT20 1TX	
5500-5720	802.11n HT20	19.73	93.97
5510-5710	802.11n HT40	20.20	104.71
5500-5720	802.11ac VHT20	Covered by 802.11n HT20 1TX	
5510-5710	802.11ac VHT40	Covered by 802.11n HT40 1TX	
5530-5690	802.11ac VHT80	20.22	105.20
5500-5720	802.11ax HE20	19.73	93.97
5510-5710	802.11ax HE40	20.24	105.68
5530-5690	802.11ax HE80	20.23	105.44
5.6 GHz band, 2TX			
5500-5720	802.11n HT20 CDD	19.74	94.19
5500-5720	802.11n HT20 SDM/STBC	Covered by 802.11n HT40 2TX CDD	
5510-5710	802.11n HT40 CDD	22.23	167.11
5510-5710	802.11n HT40 SDM/STBC	Covered by 802.11n HT40 2TX CDD	
5500-5720	802.11ac VHT20 SDM/STBC/CDD	Covered by 802.11n HT20 2TX CDD	
5510-5710	802.11ac VHT40 SDM/STBC/CDD	Covered by 802.11n HT40 2TX CDD	
5530-5690	802.11ac VHT80 CDD	22.74	187.93
5530-5690	802.11ac VHT80 SDM/STBC	Covered by 802.11ac VHT80 2TX CDD	
5500-5720	802.11ax HE20 OFDMA	19.75	94.41
5510-5710	802.11ax HE40 OFDMA	22.25	167.88
5530-5690	802.11ax HE80 OFDMA	22.73	187.50

UL VERIFICATION SERVICES INC.
47173 Benicia Street, Fremont, CA 94538; USA TEL:(510) 319-4000 FAX:(510) 661-0888

This report shall not be reproduced except in full, without the written approval of UL Verification Services Inc.

5.8 GHz BAND (FCC)

Frequency Range (MHz)	Mode	Output Power (dBm)	Output Power (mW)
5.8 GHz band, 1TX			
5745-5825	802.11a	Covered by 802.11n HT20 1TX	
5745-5825	802.11n HT20	21.25	133.35
5755-5795	802.11n HT40	20.23	105.44
5745-5825	802.11ac VHT20	Covered by 802.11n HT20 1TX	
5755-5795	802.11ac VHT40	Covered by 802.11n HT40 1TX	
5775	802.11ac VHT80	20.22	105.20
5745-5825	802.11ax HE20	21.24	133.05
5755-5795	802.11ax HE40	20.23	105.44
5775	802.11ax HE80	20.24	105.68
5.8 GHz band, 2TX			
5745-5825	802.11n HT20 CDD	24.24	265.46
5745-5825	802.11n HT20 SDM/STBC	Covered by 802.11n HT40 2TX CDD	
5755-5795	802.11n HT40 CDD	23.23	210.38
5755-5795	802.11n HT40 SDM/STBC	Covered by 802.11n HT40 2TX CDD	
5745-5825	802.11ac VHT20 STM/STBC/CDD	Covered by 802.11n HT20 2TX CDD	
5755-5795	802.11ac VHT40 STM/STBC/CDD	Covered by 802.11n HT40 2TX CDD	
5775	802.11ac VHT80 CDD	23.24	210.86
5775	802.11ac VHT80 SDM/STBC	Covered by 802.11ac VHT80 2TX CDD	
5745-5825	802.11ax HE20 OFDMA	24.26	266.69
5755-5795	802.11ax HE40 OFDMA	23.23	210.38
5775	802.11ax HE80 OFDMA	22.73	187.50

UL VERIFICATION SERVICES INC.
47173 Benicia Street, Fremont, CA 94538; USA TEL:(510) 319-4000 FAX:(510) 661-0888

This report shall not be reproduced except in full, without the written approval of UL Verification Services Inc.

6.3. DESCRIPTION OF AVAILABLE ANTENNAS

Antenna Type is IFA.

The antennas' gains, as provided by the manufacturer, are as follows:

Frequency Range (GHz)	Antenna 6 (dBi)	Antenna 5 (dBi)
5150-5250	-3.10	-2.40
5250-5350	-3.20	-1.70
5500-5700	-1.50	-1.40
5725-5825	-3.20	-1.20

6.4. SOFTWARE AND FIRMWARE

The EUT firmware installed during testing was WiFi FW Version: 20_10_745_15.

UL VERIFICATION SERVICES INC.
47173 Benicia Street, Fremont, CA 94538; USA TEL:(510) 319-4000 FAX:(510) 661-0888

This report shall not be reproduced except in full, without the written approval of UL Verification Services Inc.

6.5. WORST-CASE CONFIGURATION AND MODE

The fundamental of the EUT was investigated in three orthogonal orientations X, Y and Z on ANT 6 and ANT 5. It was determined that Y (Landscape) orientation was the worst-case orientation for ANT 6, ANT5, and 2TX.

IEEE 802.11 ax modes were used to perform on radiated harmonic spurious final test to cover all modes since it has widest bandwidth modulation, highest power density and power tuned to maximum based on among all the modes. For testing purposes, radiated harmonics spurious below 1GHz, 1-18GHz L/M/H channels, 18-40GHz, and power line conducted emissions were performed with the EUT set at the 2TX CDD mode among the CDD/SDM modes with power setting equal or higher than FCC & IC conducted SISO modes as worst-case scenario.

For Radiated band edge test all test modes have been investigated with power setting equal or higher than FCC & IC conducted SISO modes as worst-case scenario.

Below 1GHz tests were performed with EUT connected to AC power adapter as the worst case; and for above 1GHz, the worst-case configuration reported was tested with EUT only. For AC line conducted emission, test was investigated with AC power adapter and with laptop. There were no emissions found below 30MHz within 20dB of the limit.

Simultaneous transmission with the Bluetooth was investigated, and no noticeable emission was found.

The output power and psd for the IEEE 802.11 ax mode were investigated between all different tones, and we found that SU mode had the highest output power and the lowest tone had the highest PSD readings. And after investigation, antenna port conducted tests were performed on both SU and lowest tones; radiated spurious emission and radiated band edge tests were performed on full RU and lowest tones.

Low data rate was used to test on antenna port conducted tests and radiated spurious emissions since it has the highest maximum power. For radiated bandedge, the following are the worst-case data rates set for test:

802.11n HT20 mode: MCS7
802.11n HT40 mode: MCS7
802.11ac VHT80 mode: MCS9
802.11ax HE20/HE40/HE80 FULL Tones RU & 26 Tones RU: MCS11

There are two vendors of the WiFi/Bluetooth radio modules: Variant 1 and Variant 2. The WiFi/Bluetooth radio modules have the same mechanical outline (e.g., the same package dimension and pin-out layout), use the same on-board antenna matching circuit, have an identical antenna structure, and are built and tested to conform to the same specifications and to operate within the same tolerances. Baseline testing was performed on the two variants to determine the worst case on all conducted power and radiated emissions.

Baseline testing was performed on the two variants to determine the worst case on all conducted power and radiated emissions.

UL VERIFICATION SERVICES INC.
47173 Benicia Street, Fremont, CA 94538; USA TEL:(510) 319-4000 FAX:(510) 661-0888

This report shall not be reproduced except in full, without the written approval of UL Verification Services Inc.

6.6. DESCRIPTION OF TEST SETUP

SUPPORT TEST EQUIPMENT						
Description		**Manufacturer**	**Model**	**Serial Number**		**FCC ID/ DoC**
Laptop		Apple	Macbook Pro	C02YL3ZMJHC8		BCGA1989
Laptop AC/DC adapter		Liteon Technology	A1424	NSW25679		DoC
EUT AC/DC adapter		Apple	A1720	C3D8417A7R93KVPA8		DoC
I/O CABLES (RF CONDUCTED TEST)						
Cable No.	**Port**	**# of Identical Ports**	**Connector Type**	**Cable Type**	**Cable Length (m)**	**Remarks**
1	AC	1	AC	Un-shielded	2	N/A
2	USB	1	USB	Shielded	1.0	N/A
3	Antenna	1	SMA	Un-shielded	0.2	To spectrum Analyzer
I/O CABLES (RF RADIATED TEST)						
Cable No.	**Port**	**# of Identical Ports**	**Connector Type**	**Cable Type**	**Cable Length (m)**	**Remarks**
1	AC	1	AC	Un-shielded	2	N/A
2	USB	1	USB	Un-shielded	1	N/A

TEST SETUP

The EUT setup is shown as below. Test software exercised the radio card.

UL VERIFICATION SERVICES INC.
47173 Benicia Street, Fremont, CA 94538; USA TEL:(510) 319-4000 FAX:(510) 661-0888

This report shall not be reproduced except in full, without the written approval of UL Verification Services Inc.

SETUP DIAGRAM FOR CONDUCTED TESTS

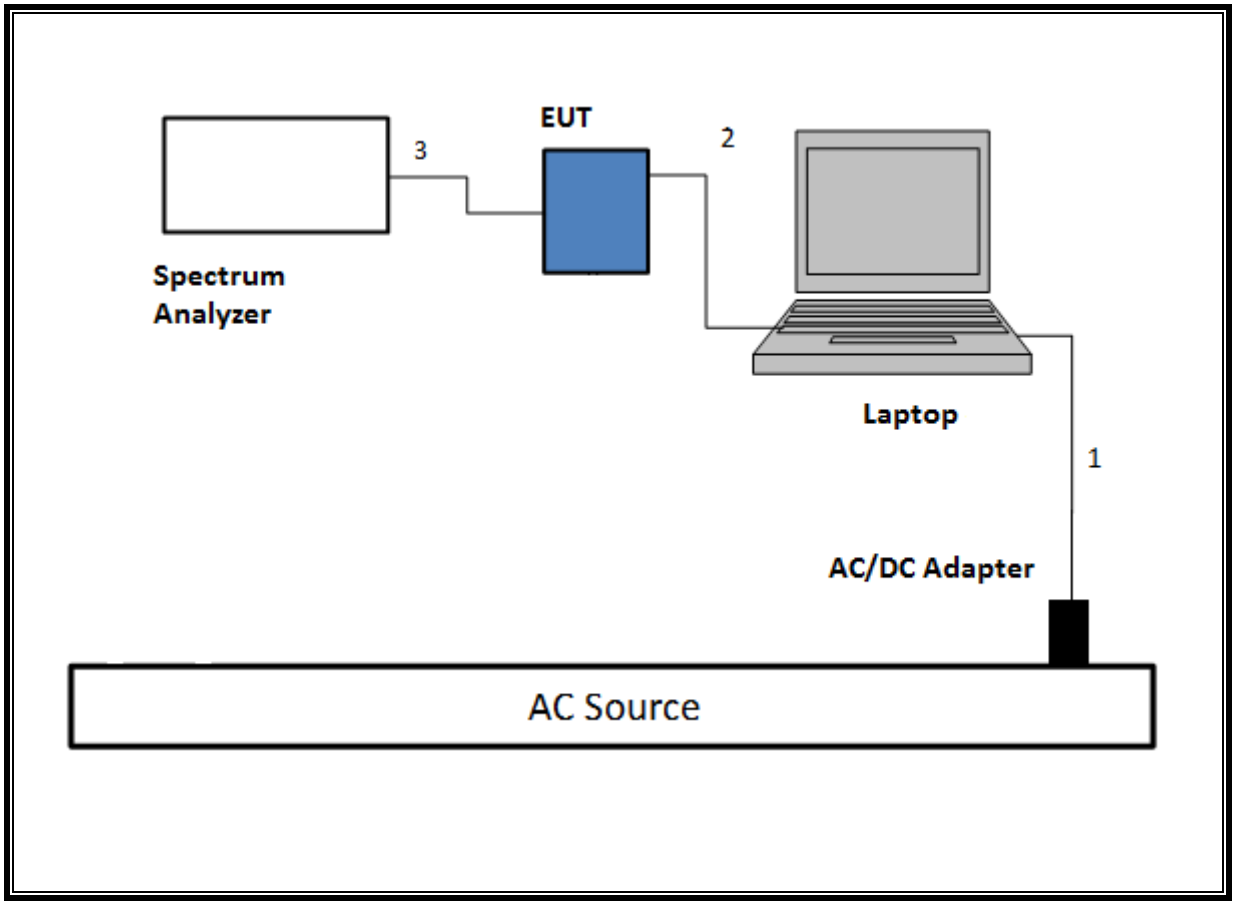

UL VERIFICATION SERVICES INC.
47173 Benicia Street, Fremont, CA 94538; USA TEL:(510) 319-4000 FAX:(510) 661-0888

This report shall not be reproduced except in full, without the written approval of UL Verification Services Inc.

SETUP DIAGRAM FOR RADIATED TESTS ABOVE 1GHz

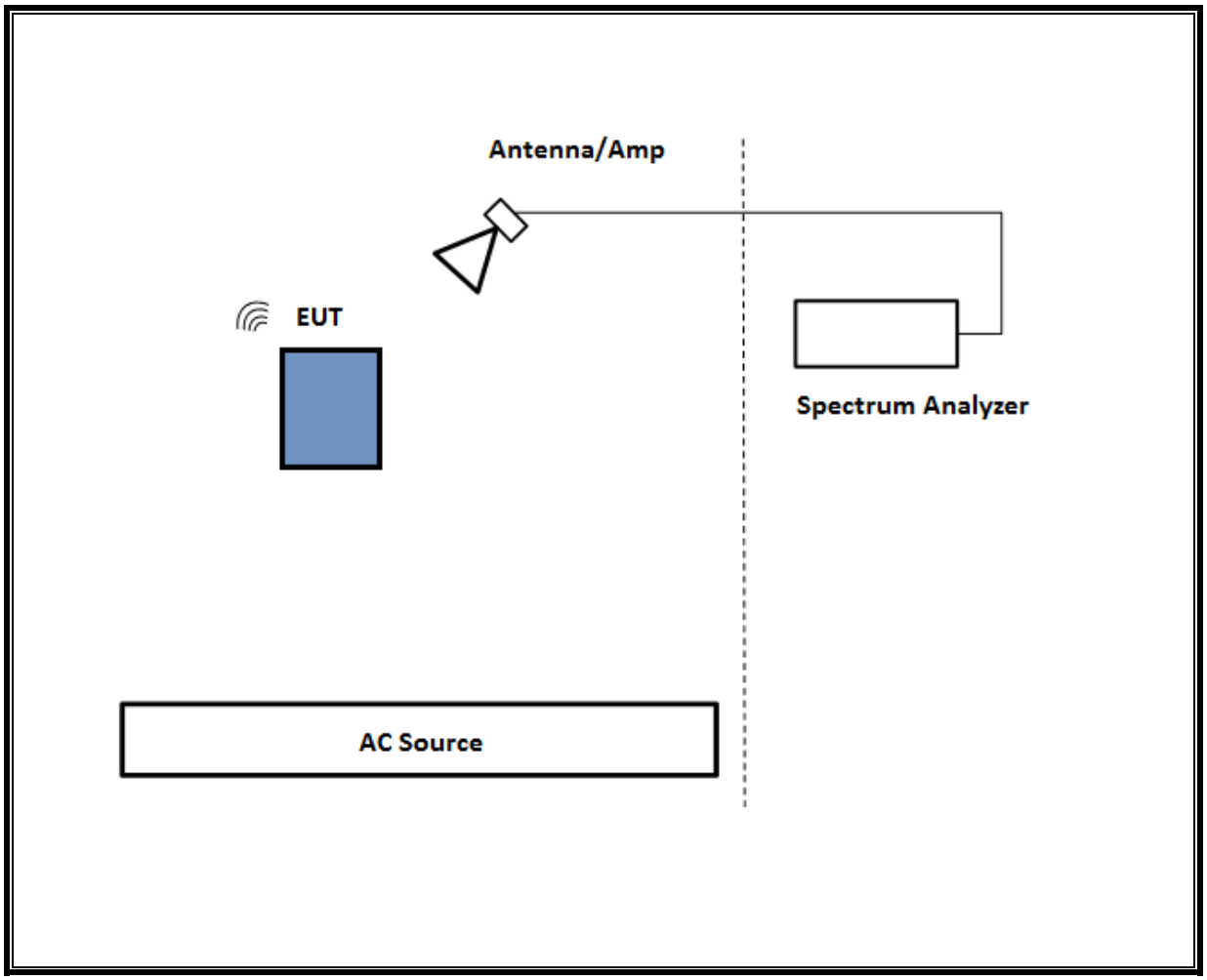

UL VERIFICATION SERVICES INC.
47173 Benicia Street, Fremont, CA 94538; USA TEL:(510) 319-4000 FAX:(510) 661-0888

This report shall not be reproduced except in full, without the written approval of UL Verification Services Inc.

SETUP DIAGRAM FOR BELOW 1GHz and AC LINE CONDUCTED TEST

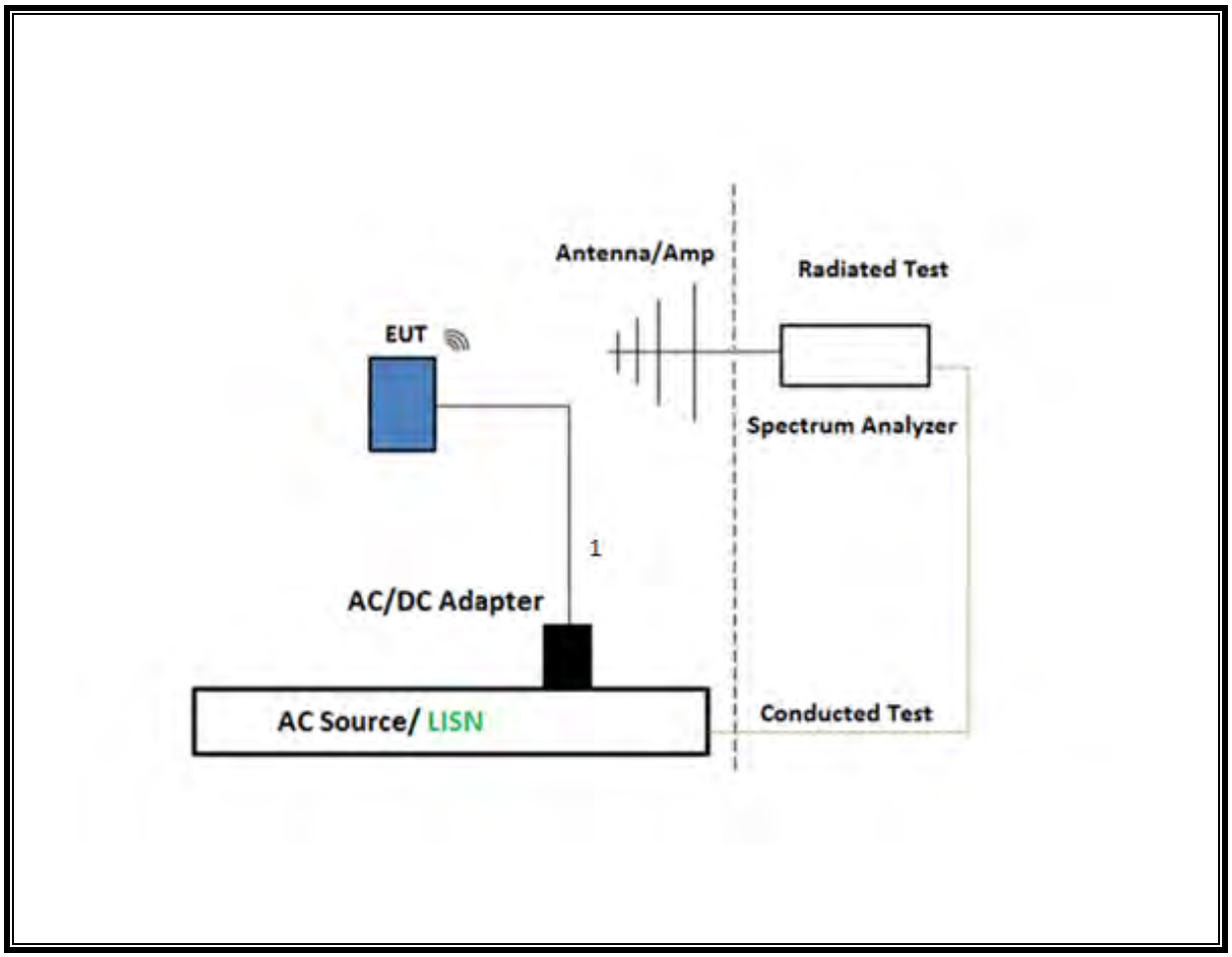

UL VERIFICATION SERVICES INC.
47173 Benicia Street, Fremont, CA 94538; USA TEL:(510) 319-4000 FAX:(510) 661-0888

This report shall not be reproduced except in full, without the written approval of UL Verification Services Inc.

TEST SETUP- AC LINE CONDUCTED: LAPTOP CONFIGURATION

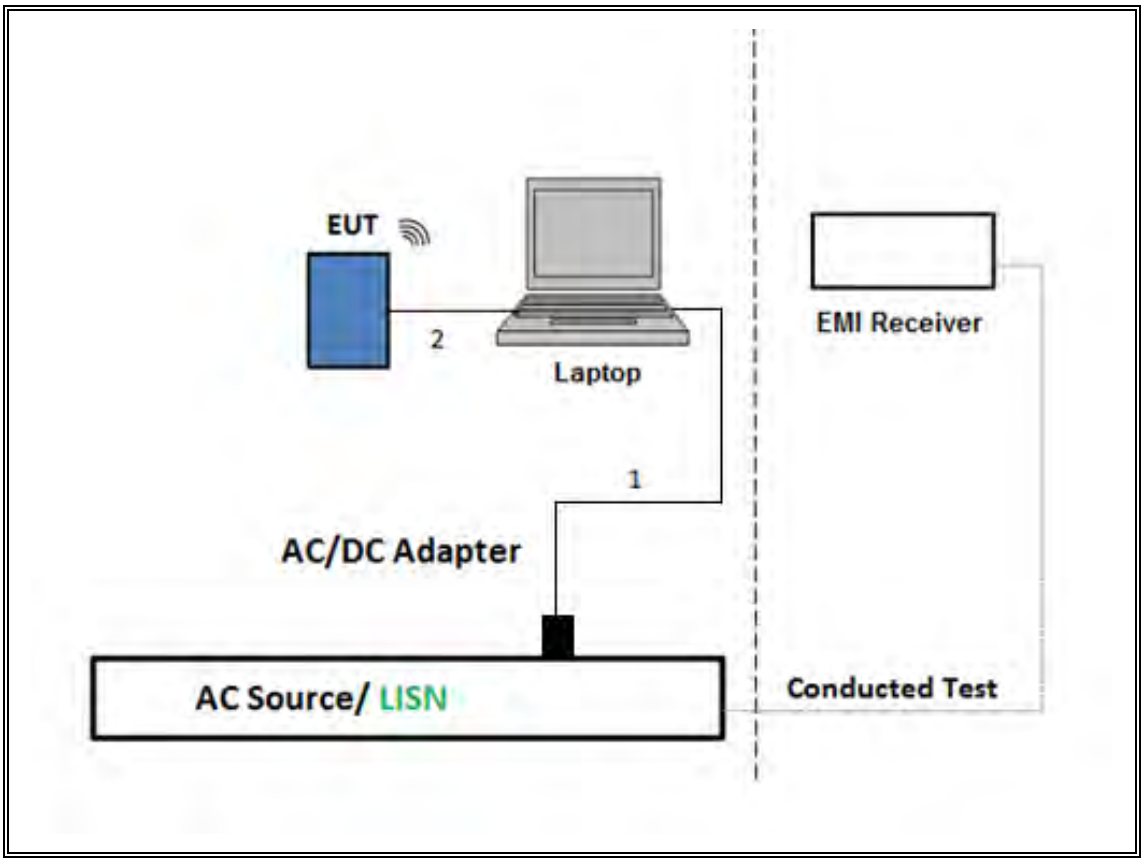

UL VERIFICATION SERVICES INC.
47173 Benicia Street, Fremont, CA 94538; USA TEL:(510) 319-4000 FAX:(510) 661-0888

This report shall not be reproduced except in full, without the written approval of UL Verification Services Inc.

7. MEASUREMENT METHOD

On Time and Duty Cycle: KDB 789033 D02 v02r01, Section B.

6 dB Emission BW: KDB 789033 D02 v02r01, Section C.2

26 dB Emission BW: KDB 789033 D02 v02r01, Section C.1

99% Occupied BW: KDB 789033 D02 v02r01, Section D.

Conducted Output Power: KDB 789033 D02 v02r01, Section E.3.b (Method PM-G)

Power Spectral Density: KDB 789033 D02 v02r01, Section F

Unwanted emissions in restricted bands: KDB 789033 D02 v02r01, Sections G.3, G.4, G.5, and G.6.

Unwanted emissions in non-restricted bands: KDB 789033 D02 v02r01, Sections G.3, G.4, and G.5.

AC Power Line Conducted Emissions: ANSI C63.10-2013, Section 6.2.

Radiated Spurious Emissions Below 30MHz: ANSI C63.10-2013 Section 6.4

UL VERIFICATION SERVICES INC.
47173 Benicia Street, Fremont, CA 94538; USA TEL:(510) 319-4000 FAX:(510) 661-0888

This report shall not be reproduced except in full, without the written approval of UL Verification Services Inc.

8. TEST AND MEASUREMENT EQUIPMENT

The following test and measurement equipment were utilized for the tests documented in this report:

TEST EQUIPMENT LIST					
Description	**Manufacturer**	**Model**	**ID Num**	**Cal Due**	**Last Cal**
Spectrum Analyzer, PXA, 3Hz to 44GHz	Keysight Technologies Inc	N9030A	T917	01/27/2022	01/27/2021
Antenna, Horn 1-18GHz	ETS Lindgren	3117	T711	03/01/2022	03/01/2021
RF Amplifier, 1-18GHz	UL	-	PRE0182865	03/30/2022	03/30/2021
EMI Test Receiver	Rohde & Schwarz	ESW44	PRE0179522	02/19/2022	02/19/2021
Antenna, Horn 1-18GHz	ETS Lindgren	3117	PRE0100034	09/15/2021	09/15/2020
RF Amplifier, 1-18GHz	UL	-	PRE0181597	08/20/2021	08/20/2020
EMI Test Receiver	Rohde & Schwarz	ESW44	201502	02/24/2022	02/24/2021
Antenna, Horn 1-18GHz	ETS Lindgren	3117	PRE0213971	09/25/2021	09/25/2020
RF Amplifier, 1-18GHz	UL	-	202843	12/03/2021	12/03/2020
EMI Test Receiver	Rohde & Schwarz	ESW44	201500	02/26/2022	02/26/2021
Antenna, Horn 1-18GHz	ETS Lindgren	3117	PRE0213973	02/16/2022	02/16/2021
RF Amplifier, 1-18GHz	UL	-	207182	03/14/2022	03/14/2021
EMI Test Receiver	Rohde and Schwarz	ESW44	201499	02/26/2022	02/26/2021
Antenna, Horn 1-18GHz	ETS Lindgren	3117	PRE0213833	02/16/2022	02/16/2021
RF Amplifier, 1-18GHz	UL	-	206359	05/13/2022	05/13/2021
Hybrid Antenna, 30-2000MHz	SunAR	JB3	T900	2/24/2022	2/24/2021
RF Amplifier, 30-1000MHz	Sonoma Instrument	310	T173	7/22/2022	7/22/2021
PXA Signal Analyzer	Agilent Technologies	N9030A	T906	01/27/2022	01/27/2021
Antenna, Loop 9kHz-30MHz	ETS Lindgren	6502	T757	11/12/2021	11/12/2020
Spectrum Analyzer, PXA, 3Hz to 44GHz	Keysight Technologies Inc	N9030A	T341	01/28/2022	01/28/2021
Spectrum Analyzer, PXA, 3Hz to 44GHz	Keysight Technologies Inc	N9030A	T146	01/25/2022	01/25/2021
Power Meter, P-series single channel	Keysight Technologies Inc	N1911A	T1271	01/20/2022	01/20/2021
Power Sensor, P - series, 50MHz to 18GHz, Wideband	Keysight Technologies Inc	N1921A	90392	01/28/2022	01/28/2021
*Antenna Horn, 18 to 26GHz	ARA	SWH-28	T125	04/17/2021	04/17/2020
*Pre-Amp 18-26GHz	Agilent Technology	8449B	T404	04/08/2021	04/08/2020
Antenna, Horn 26.5GHz to 40GHz	ARA	MWH-2640/B	T446	09/24/2021	09/24/2020
*Amplifier, 26GHz to 40GHz	Miteq	TTA2640-35-HG	T1864	04/08/2021	04/08/2020

UL VERIFICATION SERVICES INC.
47173 Benicia Street, Fremont, CA 94538; USA TEL:(510) 319-4000 FAX:(510) 661-0888

This report shall not be reproduced except in full, without the written approval of UL Verification Services Inc.

AC Line Conducted					
EMI Test Receiver	Rohde & Schwarz	ESR	T1436	02/19/2022	02/19/2021
Power Cable, Line Conducted Emissions	UL	PR1	T861	10/27/2021	10/27/2020
LISN for Conducted Emissions CISPR-16	FISCHER CUSTOM COMMUNICATIONS	FCC-LISN-50/250-25-2-01	T1310	01/20/2022	01/20/2021
UL AUTOMATION SOFTWARE					
Radiated Software	UL	UL EMC	Ver 9.5, April 14, 2021		
Conducted Software	UL	UL EMC	21.4.21		
AC Line Conducted Software	UL	UL EMC	Ver 9.5, July 07, 2020		

Note: *Testing is completed before equipment expiration date.

UL VERIFICATION SERVICES INC.
47173 Benicia Street, Fremont, CA 94538; USA TEL:(510) 319-4000 FAX:(510) 661-0888

This report shall not be reproduced except in full, without the written approval of UL Verification Services Inc.

9. ANTENNA PORT TEST RESULTS

9.1. ON TIME AND DUTY CYCLE

LIMITS

None; for reporting purposes only.

PROCEDURE

KDB 558074 Zero-Span Spectrum Analyzer Method.

ON TIME AND DUTY CYCLE RESULTS

Mode	ON Time B (msec)	Period (msec)	Duty Cycle x (linear)	Duty Cycle (%)	Duty Cycle Correction Factor (dB)	1/B Minimum VBW (kHz)
5GHz Band						
802.11n HT20 1Tx MCS0	1.914	1.938	0.988	98.76%	0.00	0.010
802.11n HT20 1Tx MCS7	0.228	0.248	0.917	91.75%	0.37	4.387
802.11n HT20 CDD MCS0	0.984	1.006	0.978	97.81%	0.10	1.016
802.11n HT20 CDD MCS7	0.136	0.157	0.867	86.67%	0.62	7.368
802.11n HT40 1Tx MCS0	0.934	0.964	0.969	96.89%	0.14	1.070
802.11n HT40 1Tx MCS7	0.128	0.148	0.862	86.18%	0.65	7.834
802.11n HT40 CDD MCS0	0.490	0.513	0.955	95.52%	0.20	2.041
802.11n HT40 CDD MCS7	0.087	0.108	0.805	80.50%	0.94	11.502
802.11ac VHT80 1Tx MCS0	0.454	0.478	0.950	94.98%	0.22	2.203
802.11ac VHT80 1Tx MCS9	0.071	0.092	0.770	76.96%	1.14	14.085
802.11ac VHT80 CDD MCS0	0.456	0.479	0.952	95.20%	0.21	2.193
802.11ac VHT80 CDD MCS9	0.059	0.080	0.736	73.57%	1.33	16.949
802.11ax HE20 1Tx, MCS0	1.557	1.581	0.985	98.48%	0.00	0.010
802.11ax HE20 1Tx, MCS11	1.558	1.583	0.984	98.45%	0.00	0.010
802.11ax HE20 OFDMA, MCS0	1.554	1.581	0.983	98.29%	0.00	0.010
802.11ax HE20 OFDMA, MCS11	1.555	1.585	0.981	98.07%	0.00	0.010
802.11ax HE40 1Tx, MCS0	1.527	1.566	0.975	97.51%	0.11	0.655
802.11ax HE40 1Tx, MCS11	1.538	1.574	0.977	97.71%	0.10	0.650
802.11ax HE40 OFDMA, MCS0	1.536	1.569	0.979	97.90%	0.09	0.651
802.11ax HE40 OFDMA, MCS11	1.547	1.568	0.987	98.67%	0.00	0.010
802.11ax HE80 1Tx, MCS0	1.455	1.494	0.974	97.39%	0.11	0.687
802.11ax HE80 1Tx, MCS11	1.456	1.496	0.973	97.33%	0.12	0.687
802.11ax HE80 OFDMA, MCS0	1.455	1.500	0.970	97.00%	0.13	0.687
802.11ax HE80 OFDMA, MCS11	1.472	1.496	0.984	98.40%	0.00	0.010

UL VERIFICATION SERVICES INC.
47173 Benicia Street, Fremont, CA 94538; USA TEL:(510) 319-4000 FAX:(510) 661-0888

This report shall not be reproduced except in full, without the written approval of UL Verification Services Inc.

DUTY CYCLE PLOTS

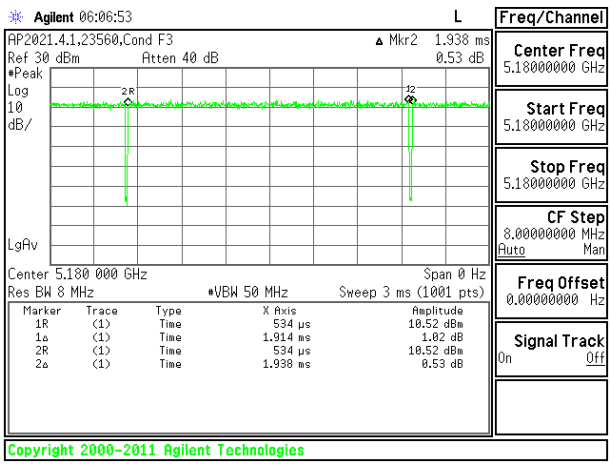

802.11n HT20 1TX MODE MCS0

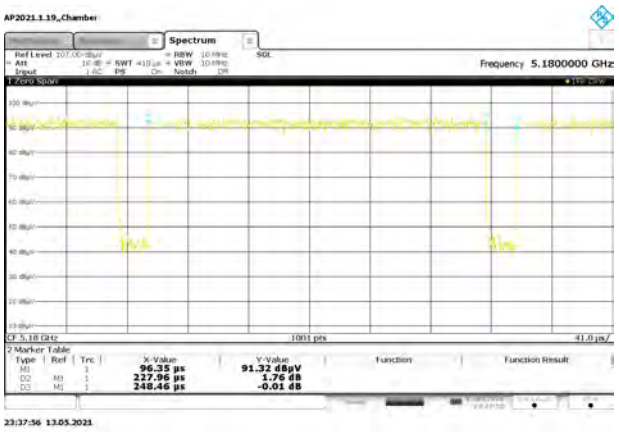

802.11n HT20 1TX MODE MCS7

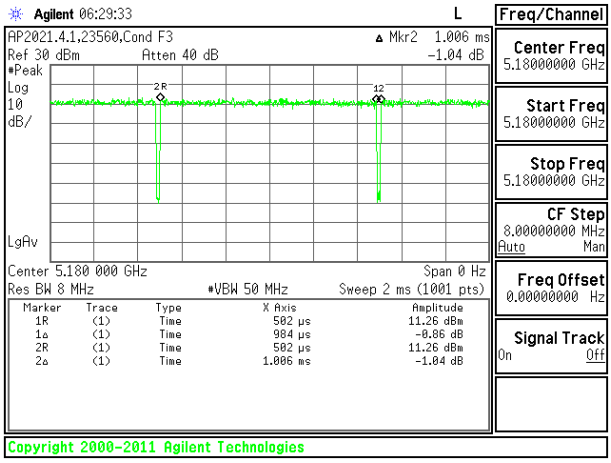

802.11n HT20 CDD MODE MCS0

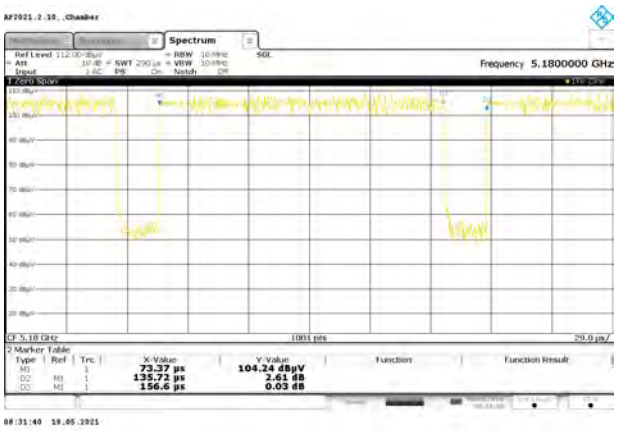

802.11n HT20 CDD MODE MCS7

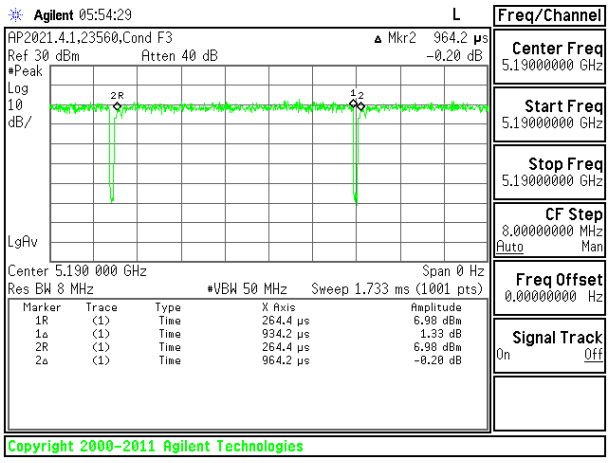

802.11n HT40 1TX MODE MCS0

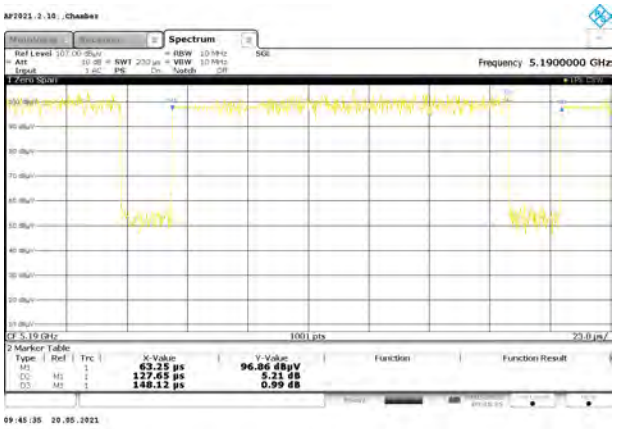

802.11n HT40 1TX MODE MCS7

UL VERIFICATION SERVICES INC.
47173 Benicia Street, Fremont, CA 94538; USA TEL:(510) 319-4000 FAX:(510) 661-0888

This report shall not be reproduced except in full, without the written approval of UL Verification Services Inc.

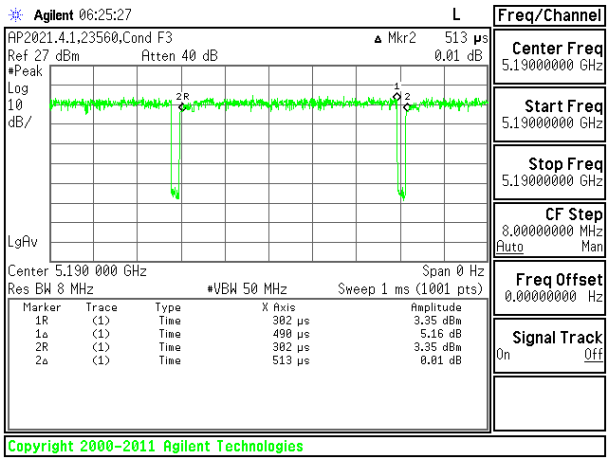

802.11n HT40 CDD MODE MCS0

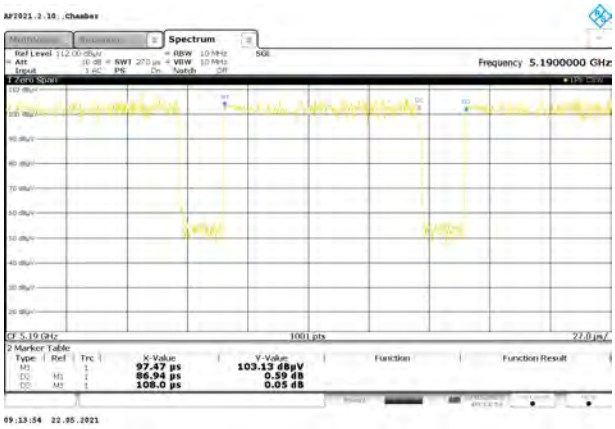

802.11n HT40 CDD MODE MCS7

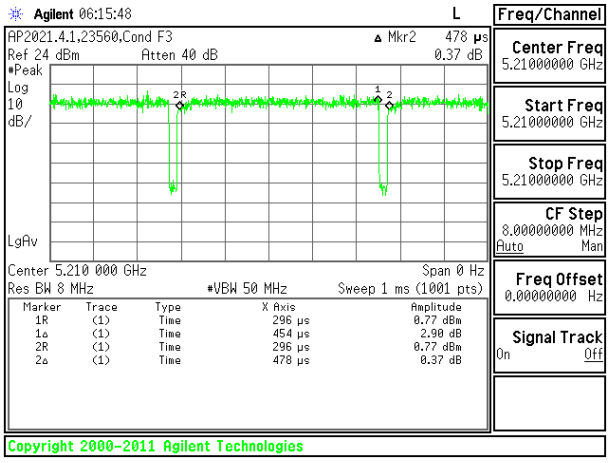

802.11ac VHT80 1TX MODE MCS0

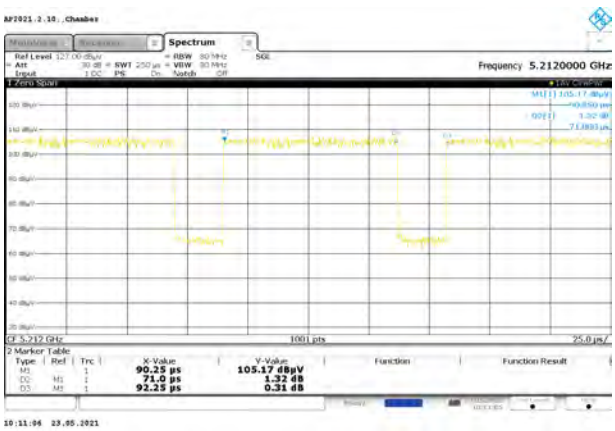

802.11ac VHT80 1TX MODE MCS9

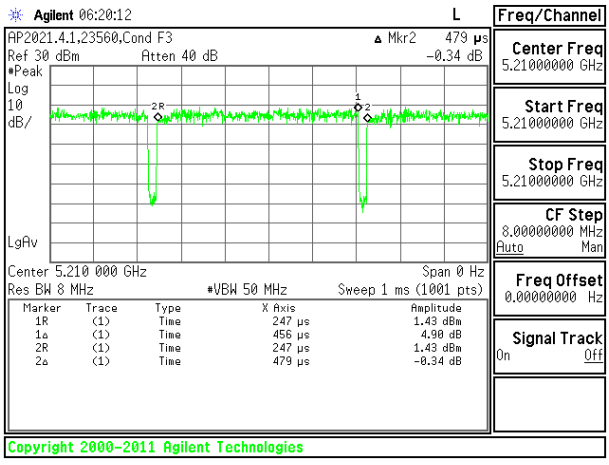

802.11ac VHT80 CDD MODE MCS0

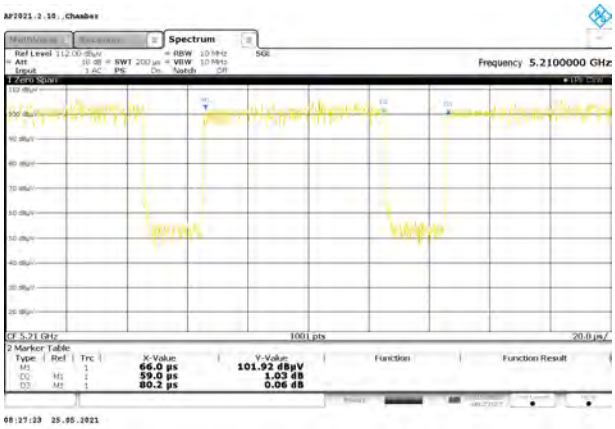

802.11ac VHT80 CDD MODE MCS9

UL VERIFICATION SERVICES INC.
47173 Benicia Street, Fremont, CA 94538; USA TEL:(510) 319-4000 FAX:(510) 661-0888

This report shall not be reproduced except in full, without the written approval of UL Verification Services Inc.

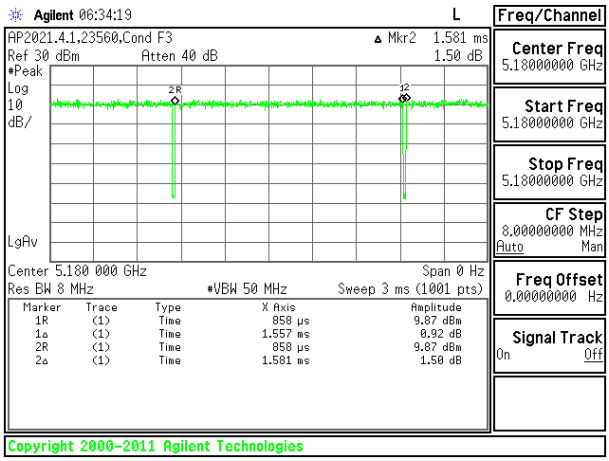

802.11ax HE20 1Tx, MCS0

802.11ax HE20 1Tx, MCS11

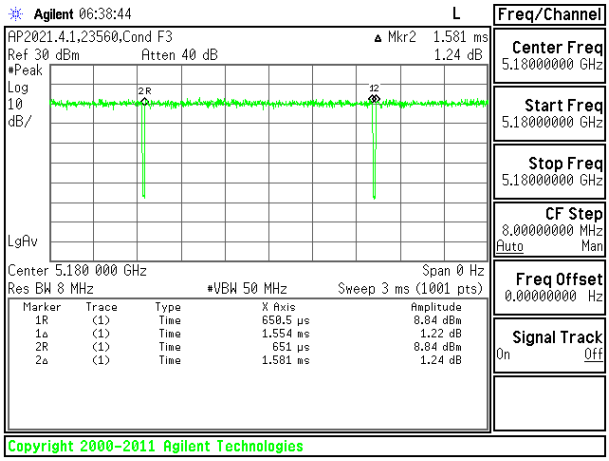

802.11ax HE20 OFDMA, MCS0

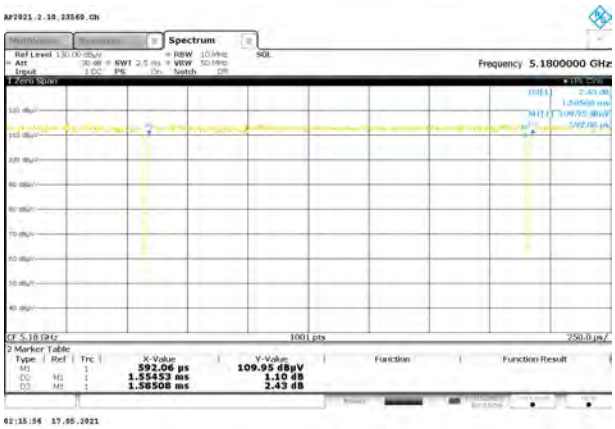

802.11ax HE20 OFDMA, MCS11

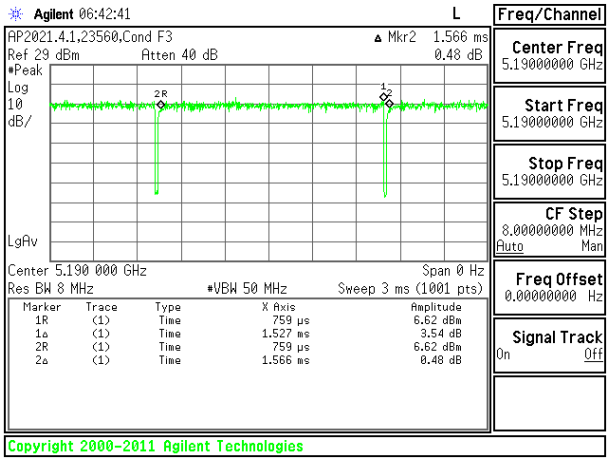

802.11ax HE40 1Tx, MCS0

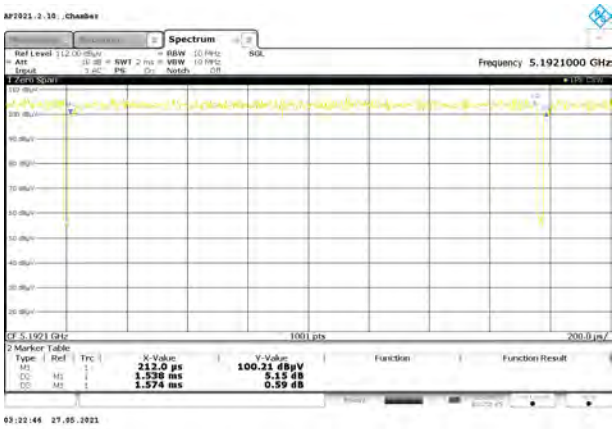

802.11ax HE40 1Tx, MCS11

UL VERIFICATION SERVICES INC.
47173 Benicia Street, Fremont, CA 94538; USA TEL:(510) 319-4000 FAX:(510) 661-0888

This report shall not be reproduced except in full, without the written approval of UL Verification Services Inc.

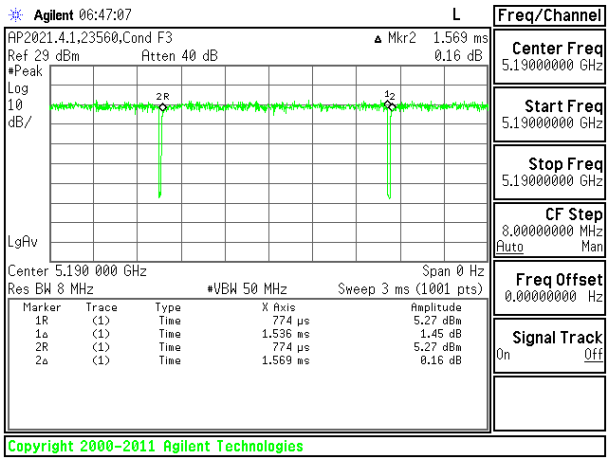

802.11ax HE40 OFDMA, MCS0

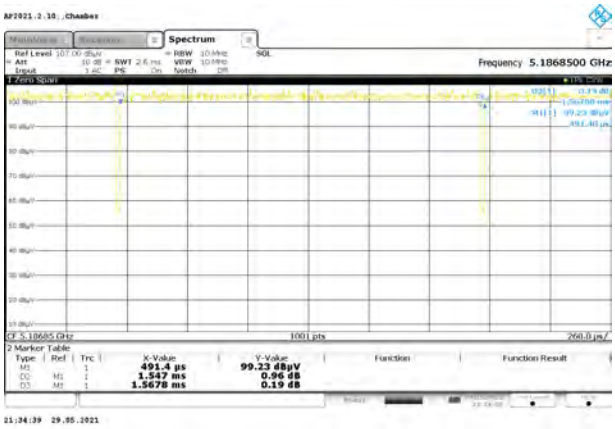

802.11ax HE40 OFDMA, MCS11

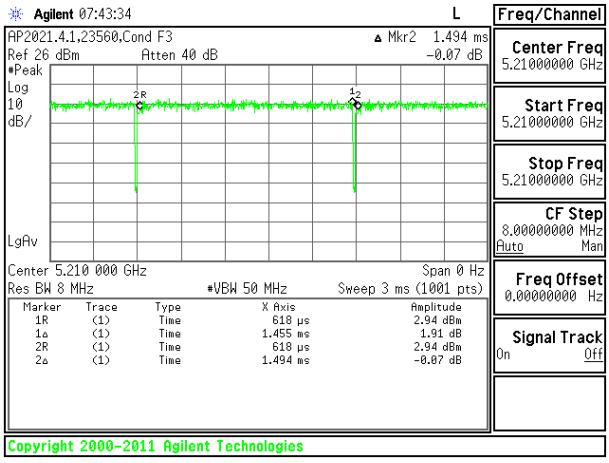

802.11ax HE80 1Tx, MCS0

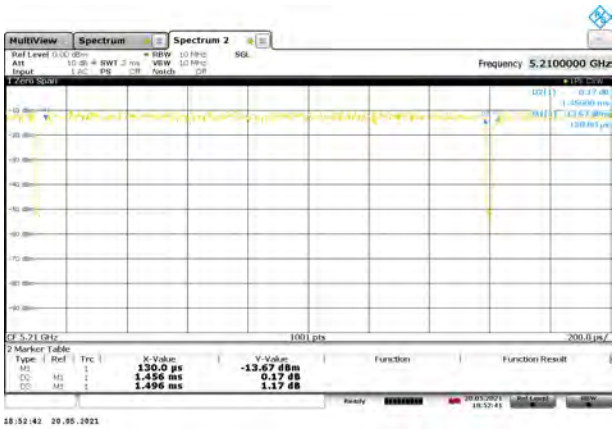

802.11ax HE80 1Tx, MCS11

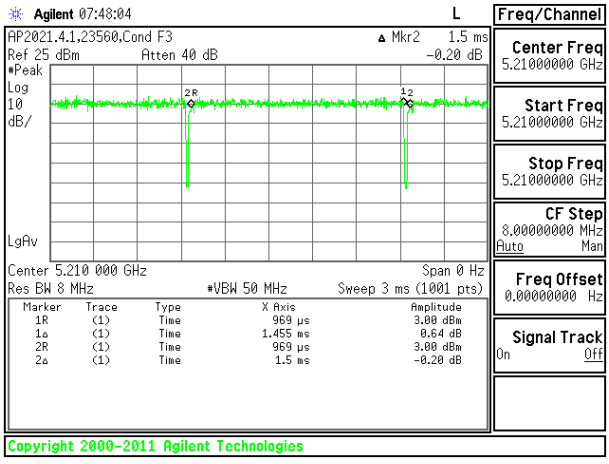

802.11ax HE80 OFDMA, MCS0

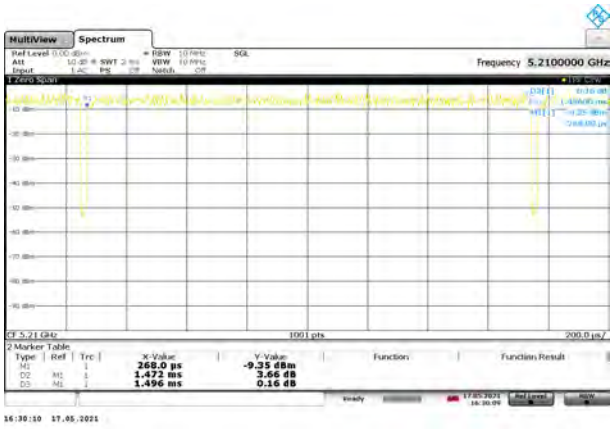

802.11ax HE80 OFDMA, MCS11

UL VERIFICATION SERVICES INC.
47173 Benicia Street, Fremont, CA 94538; USA TEL:(510) 319-4000 FAX:(510) 661-0888

This report shall not be reproduced except in full, without the written approval of UL Verification Services Inc.

9.2. 26 dB and 99% BANDWIDTH

LIMITS

None; for reporting purposes only.

RESULTS

ID:	23560	Date:	3/29/21

9.2.1. 802.11n HT20 MODE IN THE 5.2 GHz BAND

1TX Antenna 6 MODE

Channel	Frequency (MHz)	26dB Bandwidth (MHz)	99% Bandwidth (MHz)
Low	5180	21.07	17.755
Mid	5200	21.29	17.865
High	5240	21.27	17.749

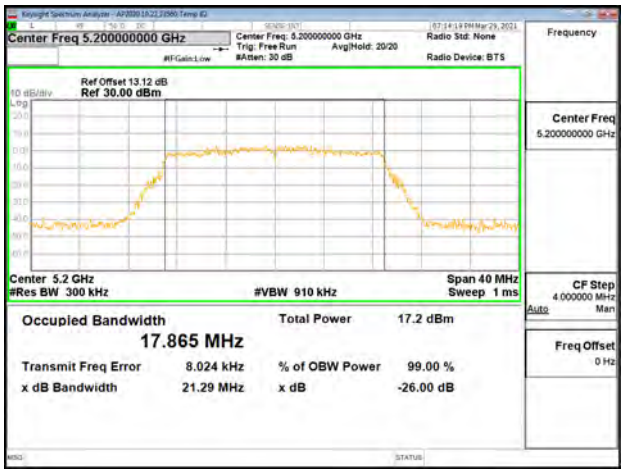

MID CHANNEL

UL VERIFICATION SERVICES INC.
47173 Benicia Street, Fremont, CA 94538; USA TEL:(510) 319-4000 FAX:(510) 661-0888

This report shall not be reproduced except in full, without the written approval of UL Verification Services Inc.

1TX Antenna 5 MODE

Channel	Frequency (MHz)	26dB Bandwidth (MHz)	99% Bandwidth (MHz)
Low	5180	21.37	17.932
Mid	5200	21.46	17.918
High	5240	21.44	17.888

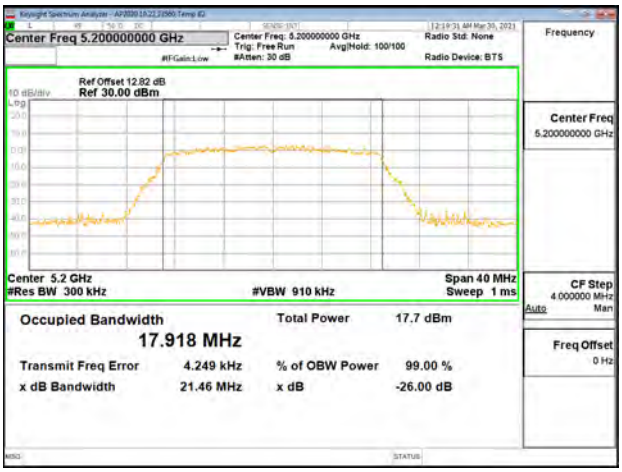

MID CHANNEL

2TX Antenna 6 + Antenna 5 CDD MODE

Channel	Frequency (MHz)	26dB Bandwidth Antenna 6 (MHz)	26dB Bandwidth Antenna 5 (MHz)	99% Bandwidth Antenna 6 (MHz)	99% Bandwidth Antenna 5 (MHz)
Low	5180	21.313	21.099	17.8416	17.7396
Mid	5200	21.146	21.212	17.8377	17.8343
High	5240	21.293	21.182	17.8157	17.7564

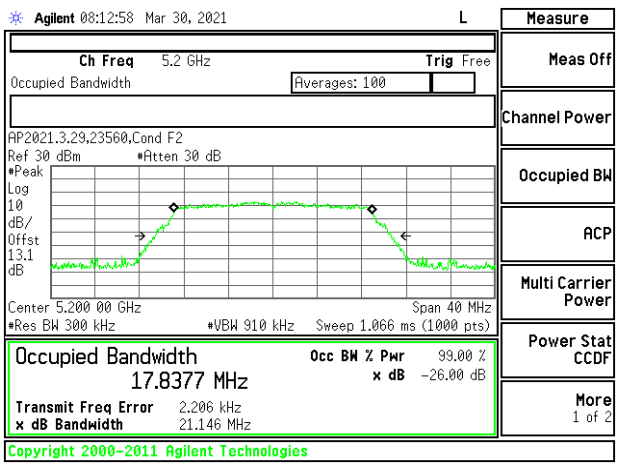

MID CHANNEL [ANT 6]

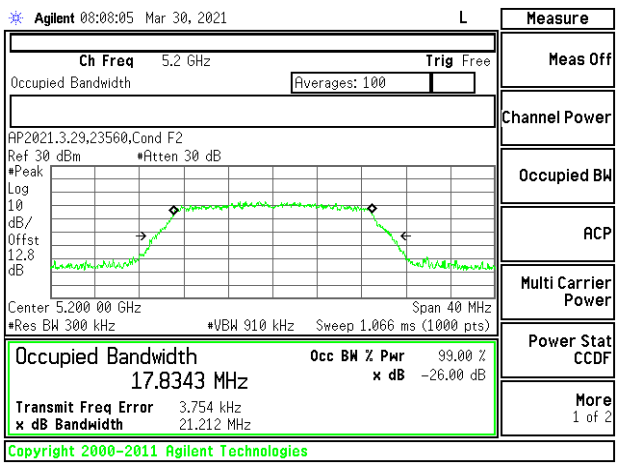

MID CHANNEL [ANT 5]

UL VERIFICATION SERVICES INC.
47173 Benicia Street, Fremont, CA 94538; USA TEL:(510) 319-4000 FAX:(510) 661-0888

This report shall not be reproduced except in full, without the written approval of UL Verification Services Inc.

9.2.2. **802.11n HT40 MODE IN THE 5.2 GHz BAND**

1TX Antenna 6 MODE

Channel	Frequency (MHz)	26dB Bandwidth (MHz)	99% Bandwidth (MHz)
Low	5190	39.62	36.111
High	5230	39.75	36.260

LOW CHANNEL

1TX Antenna 5 MODE

Channel	Frequency (MHz)	26dB Bandwidth (MHz)	99% Bandwidth (MHz)
Low	5190	39.84	36.144
High	5230	39.66	36.146

LOW CHANNEL

UL VERIFICATION SERVICES INC.
47173 Benicia Street, Fremont, CA 94538; USA TEL:(510) 319-4000 FAX:(510) 661-0888

This report shall not be reproduced except in full, without the written approval of UL Verification Services Inc.

2TX Antenna 6 + Antenna 5 CDD MODE

Channel	Frequency (MHz)	26dB Bandwidth Antenna 6 (MHz)	26dB Bandwidth Antenna 5 (MHz)	99% Bandwidth Antenna 6 (MHz)	99% Bandwidth Antenna 5 (MHz)
Low	5190	39.94	39.49	36.195	36.205
High	5230	39.57	39.30	36.208	36.131

LOW CHANNEL [ANT 6]

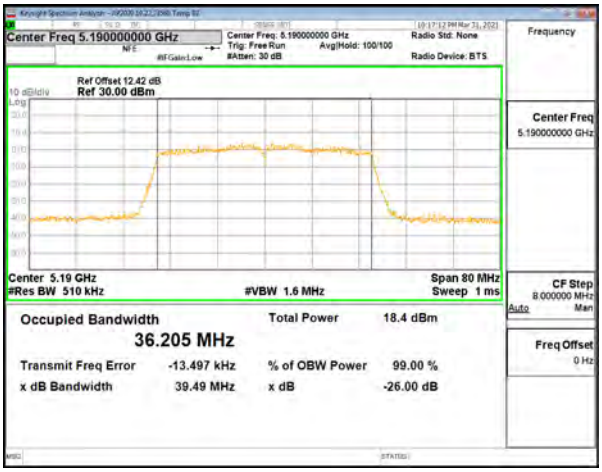

LOW CHANNEL [ANT 5]

9.2.3. 802.11ac VHT80 MODE IN THE 5.2 GHz BAND

1TX Antenna 6 MODE

Channel	Frequency (MHz)	26dB Bandwidth (MHz)	99% Bandwidth (MHz)
Mid	5210	81.23	75.188

MID CHANNEL

UL VERIFICATION SERVICES INC.
47173 Benicia Street, Fremont, CA 94538; USA TEL:(510) 319-4000 FAX:(510) 661-0888

This report shall not be reproduced except in full, without the written approval of UL Verification Services Inc.

1TX Antenna 5 MODE

Channel	Frequency (MHz)	26dB Bandwidth (MHz)	99% Bandwidth (MHz)
Mid	5210	80.84	75.293

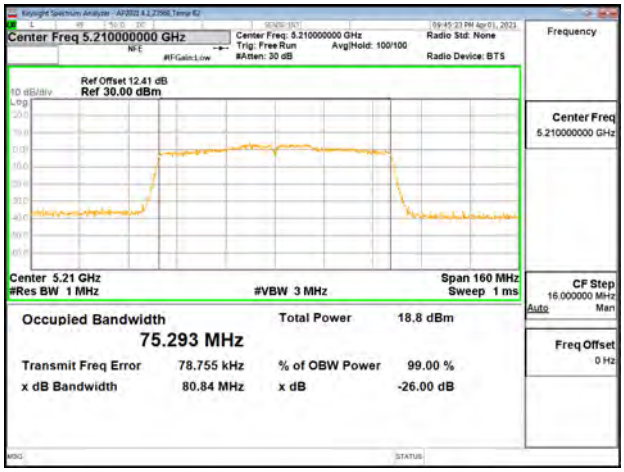

MID CHANNEL

UL VERIFICATION SERVICES INC.
47173 Benicia Street, Fremont, CA 94538; USA TEL:(510) 319-4000 FAX:(510) 661-0888

This report shall not be reproduced except in full, without the written approval of UL Verification Services Inc.

2TX Antenna 6 + Antenna 5 CDD MODE

Channel	Frequency (MHz)	26dB Bandwidth Antenna 6 (MHz)	26dB Bandwidth Antenna 5 (MHz)	99% Bandwidth Antenna 6 (MHz)	99% Bandwidth Antenna 5 (MHz)
Mid	5210	80.35	80.45	75.167	75.268

MID CHANNEL [ANT 6]

MID CHANNEL [ANT 5]

9.2.4. 802.11ax HE20 MODE IN THE 5.2 GHz BAND

1TX Antenna 6 MODE: 26 Tones, RU Index 0

Channel	Frequency (MHz)	26dB Bandwidth (MHz)	99% Bandwidth (MHz)
Low	5180	20.35	18.498
Mid	5200	20.41	18.494
High	5240	20.47	18.527

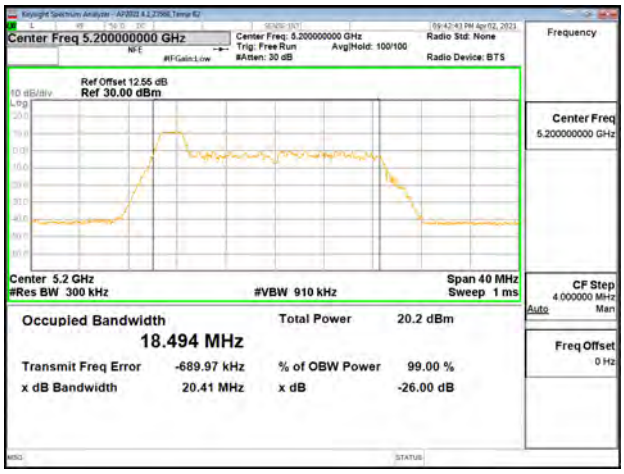

MID CHANNEL

UL VERIFICATION SERVICES INC.
47173 Benicia Street, Fremont, CA 94538; USA TEL:(510) 319-4000 FAX:(510) 661-0888

This report shall not be reproduced except in full, without the written approval of UL Verification Services Inc.

1TX Antenna 6 MODE: 26 Tones, RU Index 4

Channel	Frequency (MHz)	26dB Bandwidth (MHz)	99% Bandwidth (MHz)
Low	5180	19.58	17.331
Mid	5200	19.50	17.199
High	5240	19.17	17.277

MID CHANNEL

1TX Antenna 6 MODE: 26 Tones, RU Index 8

Channel	Frequency (MHz)	26dB Bandwidth (MHz)	99% Bandwidth (MHz)
Low	5180	20.92	18.720
Mid	5200	20.51	18.673
High	5240	20.82	18.717

MID CHANNEL

1TX Antenna 6 MODE: SU Mode

Channel	Frequency	26dB Bandwidth	99% Bandwidth

UL VERIFICATION SERVICES INC.
47173 Benicia Street, Fremont, CA 94538; USA TEL:(510) 319-4000 FAX:(510) 661-0888

This report shall not be reproduced except in full, without the written approval of UL Verification Services Inc.

	(MHz)	(MHz)	(MHz)
Low	5180	21.70	19.064
Mid	5200	21.46	19.039
High	5240	21.66	19.074

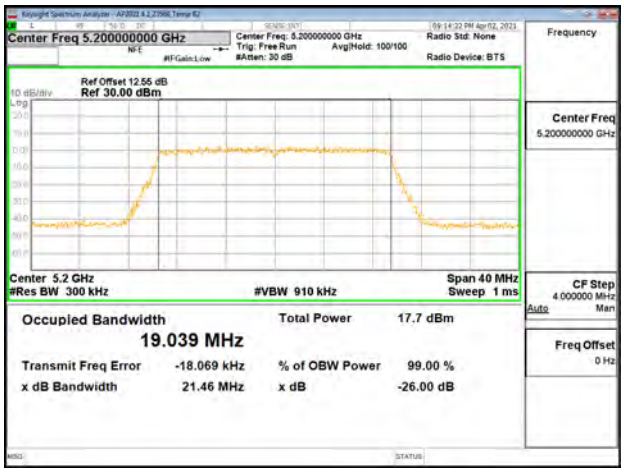

MID CHANNEL

UL VERIFICATION SERVICES INC.
47173 Benicia Street, Fremont, CA 94538; USA TEL:(510) 319-4000 FAX:(510) 661-0888

This report shall not be reproduced except in full, without the written approval of UL Verification Services Inc.

1TX Antenna 5 MODE: 26 Tones, RU Index 0

Channel	Frequency (MHz)	26dB Bandwidth (MHz)	99% Bandwidth (MHz)
Low	5180	20.418	18.5699
Mid	5200	20.364	18.4763
High	5240	20.335	18.4633

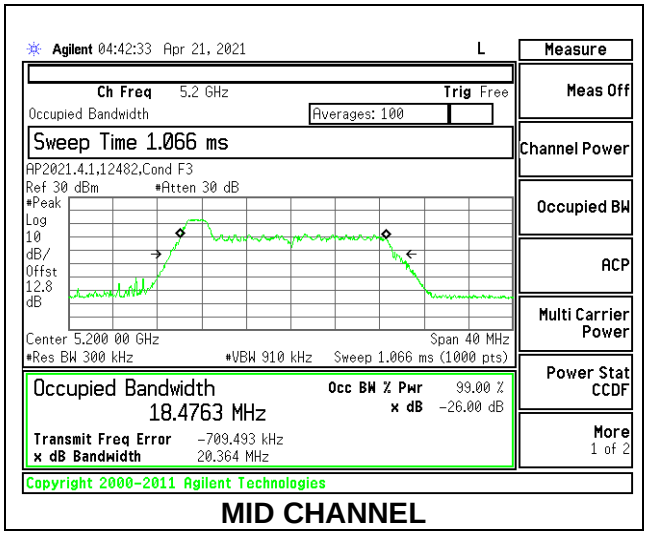

MID CHANNEL

1TX Antenna 5 MODE: 26 Tones, RU Index 4

Channel	Frequency (MHz)	26dB Bandwidth (MHz)	99% Bandwidth (MHz)
Low	5180	19.402	17.3805
Mid	5200	19.405	17.3002
High	5240	19.531	17.2729

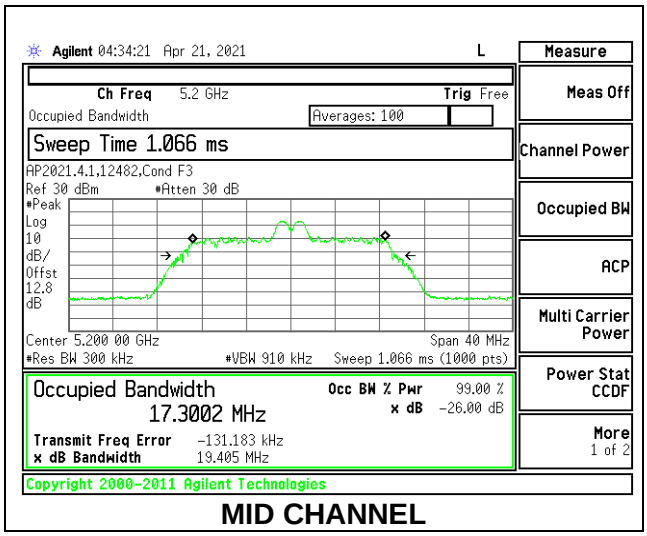

MID CHANNEL

UL VERIFICATION SERVICES INC.
47173 Benicia Street, Fremont, CA 94538; USA TEL:(510) 319-4000 FAX:(510) 661-0888

This report shall not be reproduced except in full, without the written approval of UL Verification Services Inc.

1TX Antenna 5 MODE: 26 Tones, RU Index 8

Channel	Frequency (MHz)	26dB Bandwidth (MHz)	99% Bandwidth (MHz)
Low	5180	20.920	18.8793
Mid	5200	21.433	18.9082
High	5240	20.822	18.5697

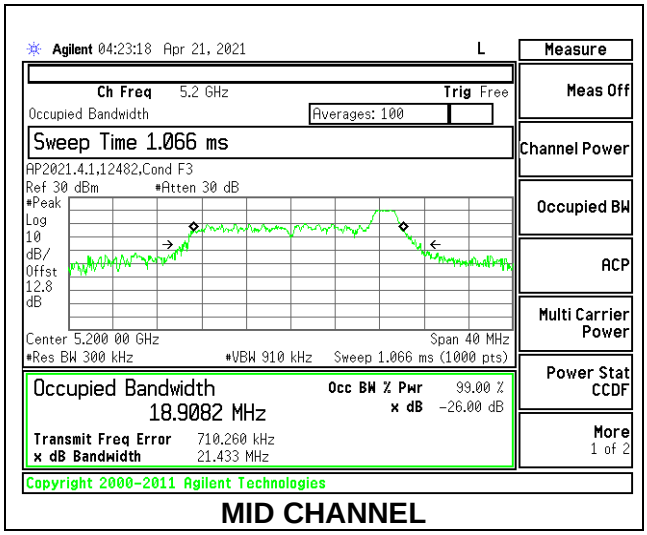

MID CHANNEL

1TX Antenna 5 MODE: SU Mode

Channel	Frequency (MHz)	26dB Bandwidth (MHz)	99% Bandwidth (MHz)
Low	5180	21.417	19.0160
Mid	5200	21.261	19.0218
High	5240	21.375	19.0026

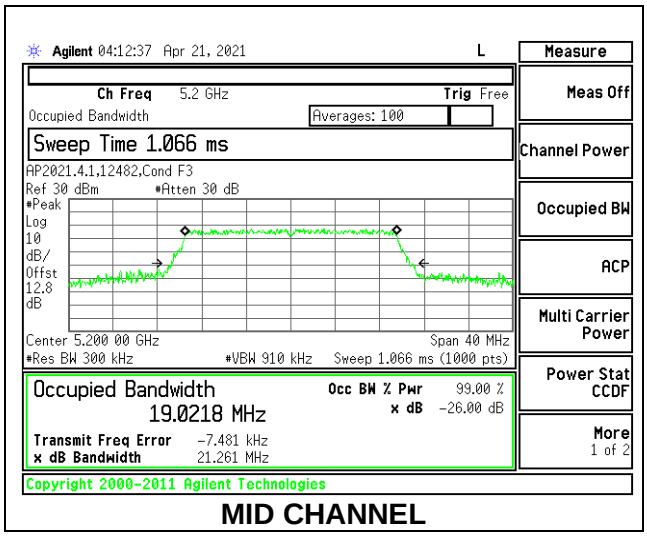

MID CHANNEL

UL VERIFICATION SERVICES INC.
47173 Benicia Street, Fremont, CA 94538; USA TEL:(510) 319-4000 FAX:(510) 661-0888

This report shall not be reproduced except in full, without the written approval of UL Verification Services Inc.

2TX Antenna 6 + Antenna 5 OFDMA MODE: 26 Tones, RU Index 0

Channel	Frequency (MHz)	26dB Bandwidth Antenna 6 (MHz)	26dB Bandwidth Antenna 5 (MHz)	99% Bandwidth Antenna 6 (MHz)	99% Bandwidth Antenna 5 (MHz)
Low	5180	19.957	19.726	18.4061	18.3375
Mid	5200	20.264	19.870	18.5268	18.3375
High	5240	20.278	19.910	18.4908	18.3747

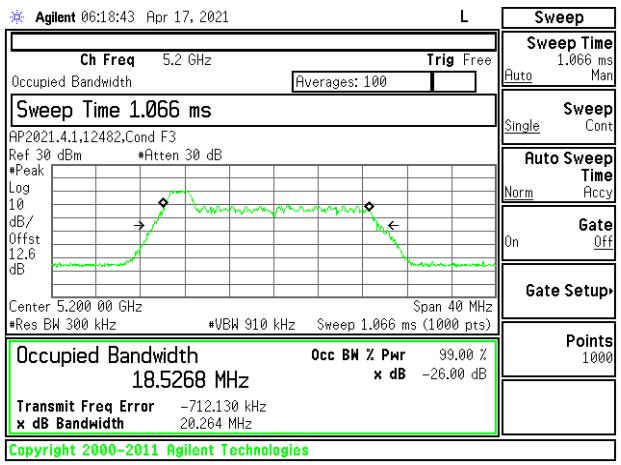

MID CHANNEL [ANT 6]

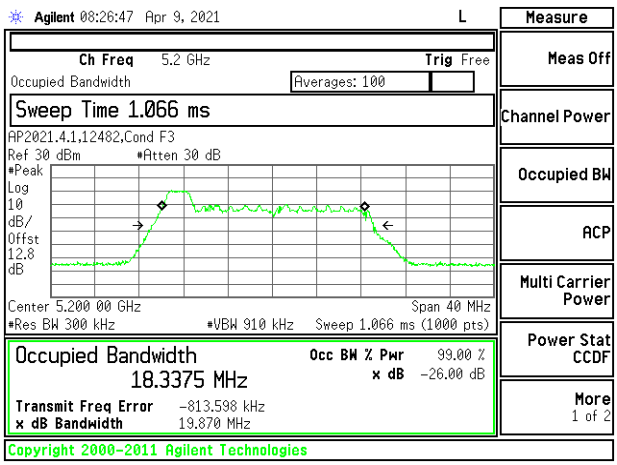

MID CHANNEL [ANT 5]

2TX Antenna 6 + Antenna 5 OFDMA MODE: 26 Tones, RU Index 4

Channel	Frequency (MHz)	26dB Bandwidth Antenna 6 (MHz)	26dB Bandwidth Antenna 5 (MHz)	99% Bandwidth Antenna 6 (MHz)	99% Bandwidth Antenna 5 (MHz)
Low	5180	19.476	18.245	17.2591	16.9065
Mid	5200	19.424	18.370	17.3052	16.9224
High	5240	19.571	18.173	17.2287	16.9396

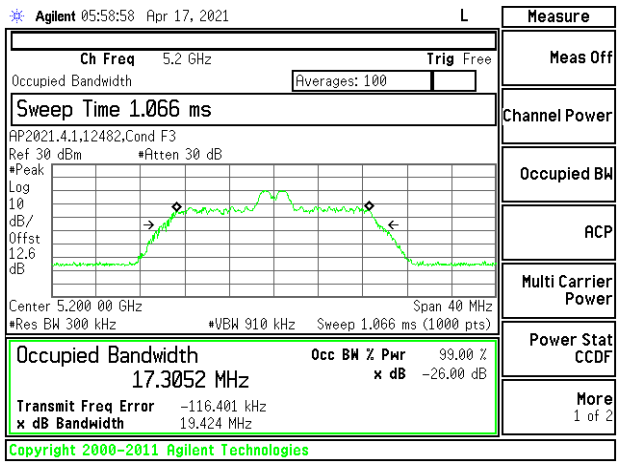

MID CHANNEL [ANT 6]

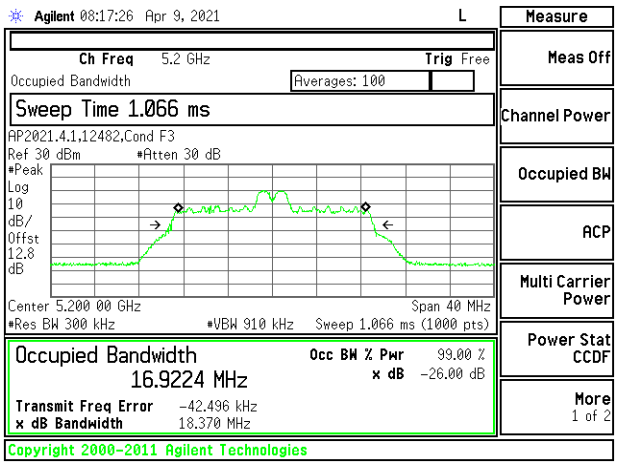

MID CHANNEL [ANT 5]

UL VERIFICATION SERVICES INC.
47173 Benicia Street, Fremont, CA 94538; USA TEL:(510) 319-4000 FAX:(510) 661-0888

This report shall not be reproduced except in full, without the written approval of UL Verification Services Inc.

2TX Antenna 6 + Antenna 5 OFDMA MODE: 26 Tones, RU Index 8

Channel	Frequency (MHz)	26dB Bandwidth Antenna 6 (MHz)	26dB Bandwidth Antenna 5 (MHz)	99% Bandwidth Antenna 6 (MHz)	99% Bandwidth Antenna 5 (MHz)
Low	5180	20.940	20.021	18.8293	18.4797
Mid	5200	20.980	20.016	18.7659	18.4146
High	5240	20.502	19.987	18.7021	18.4509

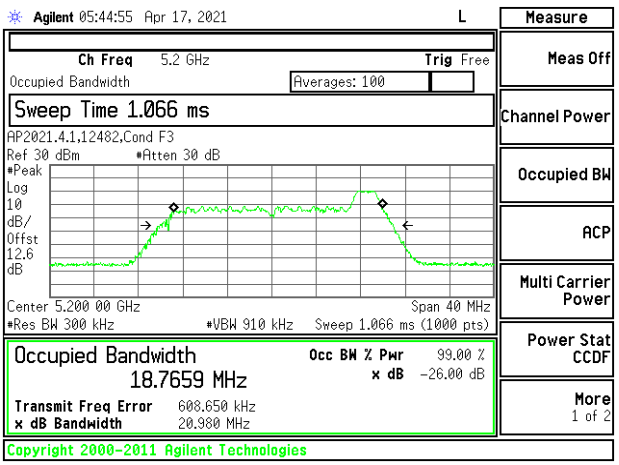

MID CHANNEL [ANT 6]

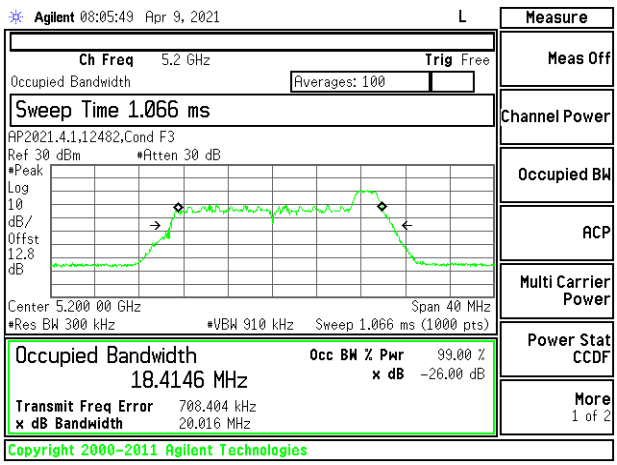

MID CHANNEL [ANT 5]

2TX Antenna 6 + Antenna 5 OFDMA MODE: SU Mode

Channel	Frequency (MHz)	26dB Bandwidth Antenna 6 (MHz)	26dB Bandwidth Antenna 5 (MHz)	99% Bandwidth Antenna 6 (MHz)	99% Bandwidth Antenna 5 (MHz)
Low	5180	21.389	21.122	19.0231	19.0531
Mid	5200	21.347	22.316	19.0377	19.0414
High	5240	21.507	21.947	19.0130	19.0366

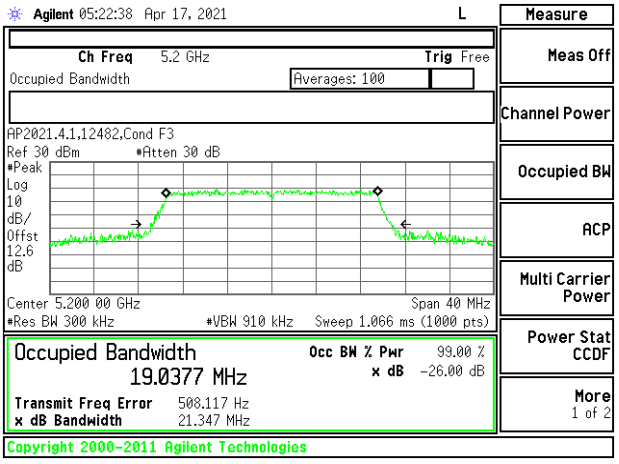

MID CHANNEL [ANT 6]

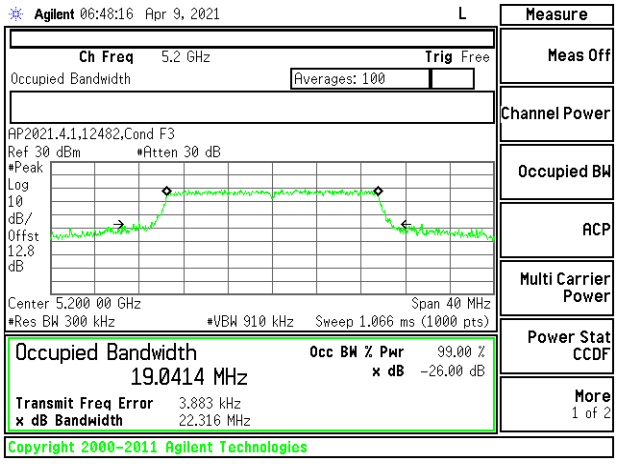

MID CHANNEL [ANT 5]

UL VERIFICATION SERVICES INC.
47173 Benicia Street, Fremont, CA 94538; USA TEL:(510) 319-4000 FAX:(510) 661-0888

This report shall not be reproduced except in full, without the written approval of UL Verification Services Inc.

9.2.5. **802.11ax HE40 MODE IN THE 5.2 GHz BAND**

1TX Antenna 6 MODE: 26 Tones, RU Index 0

Channel	Frequency (MHz)	26dB Bandwidth (MHz)	99% Bandwidth (MHz)
Low	5190	21.14	18.964
High	5230	20.42	18.675

LOW CHANNEL

1TX Antenna 6 MODE: 26 Tones, RU Index 8

Channel	Frequency (MHz)	26dB Bandwidth (MHz)	99% Bandwidth (MHz)
Low	5190	22.80	22.115
High	5230	23.55	21.990

LOW CHANNEL

UL VERIFICATION SERVICES INC.
47173 Benicia Street, Fremont, CA 94538; USA TEL:(510) 319-4000 FAX:(510) 661-0888

This report shall not be reproduced except in full, without the written approval of UL Verification Services Inc.

1TX Antenna 6 MODE: 26 Tones, RU Index 17

Channel	Frequency (MHz)	26dB Bandwidth (MHz)	99% Bandwidth (MHz)
Low	5190	20.61	18.583
High	5230	20.34	18.646

LOW CHANNEL

1TX Antenna 6 MODE: SU Mode

Channel	Frequency (MHz)	26dB Bandwidth (MHz)	99% Bandwidth (MHz)
Low	5190	40.26	37.566
High	5230	43.52	37.705

LOW CHANNEL

UL VERIFICATION SERVICES INC.
47173 Benicia Street, Fremont, CA 94538; USA TEL:(510) 319-4000 FAX:(510) 661-0888

This report shall not be reproduced except in full, without the written approval of UL Verification Services Inc.

1TX Antenna 5 MODE: 26 Tones, RU Index 0

Channel	Frequency (MHz)	26dB Bandwidth (MHz)	99% Bandwidth (MHz)
Low	5190	20.499	18.6200
High	5230	20.508	18.3568

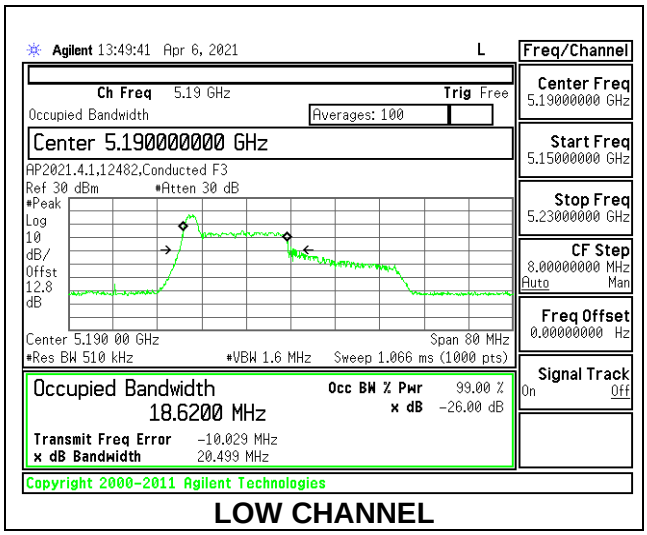

LOW CHANNEL

1TX Antenna 5 MODE: 26 Tones, RU Index 8

Channel	Frequency (MHz)	26dB Bandwidth (MHz)	99% Bandwidth (MHz)
Low	5190	23.237	21.6809
High	5230	24.361	22.1547

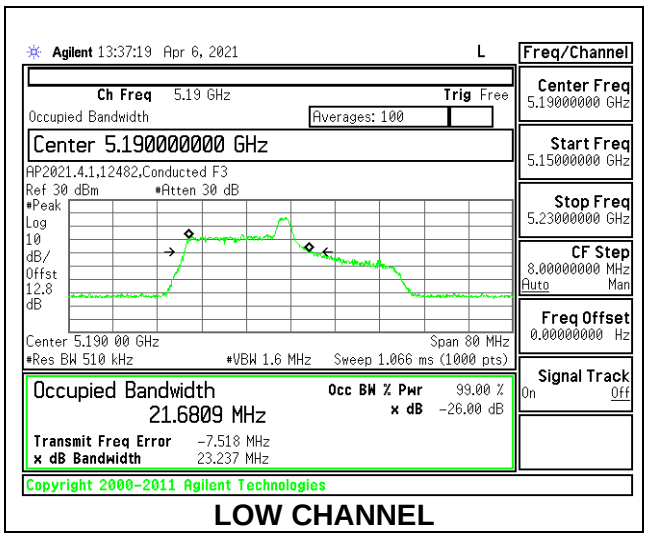

LOW CHANNEL

UL VERIFICATION SERVICES INC.
47173 Benicia Street, Fremont, CA 94538; USA TEL:(510) 319-4000 FAX:(510) 661-0888

This report shall not be reproduced except in full, without the written approval of UL Verification Services Inc.

1TX Antenna 5 MODE: 26 Tones, RU Index 17

Channel	Frequency (MHz)	26dB Bandwidth (MHz)	99% Bandwidth (MHz)
Low	5190	20.631	18.8825
High	5230	20.228	18.8719

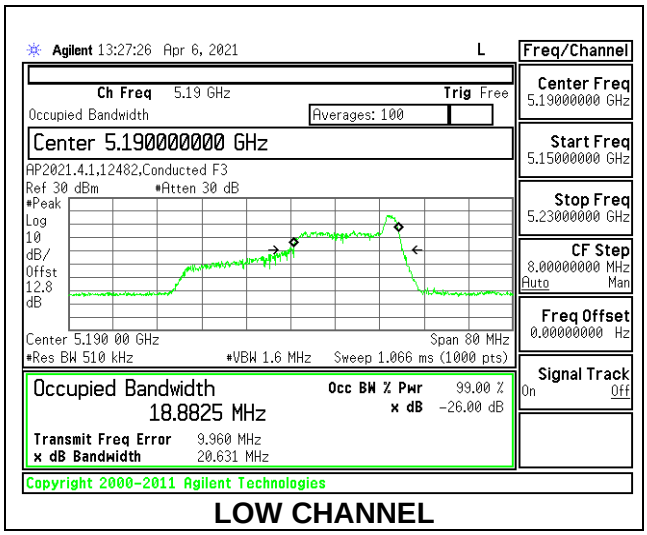

LOW CHANNEL

1TX Antenna 5 MODE: SU Mode

Channel	Frequency (MHz)	26dB Bandwidth (MHz)	99% Bandwidth (MHz)
Low	5190	40.335	37.5807
High	5230	40.091	37.5879

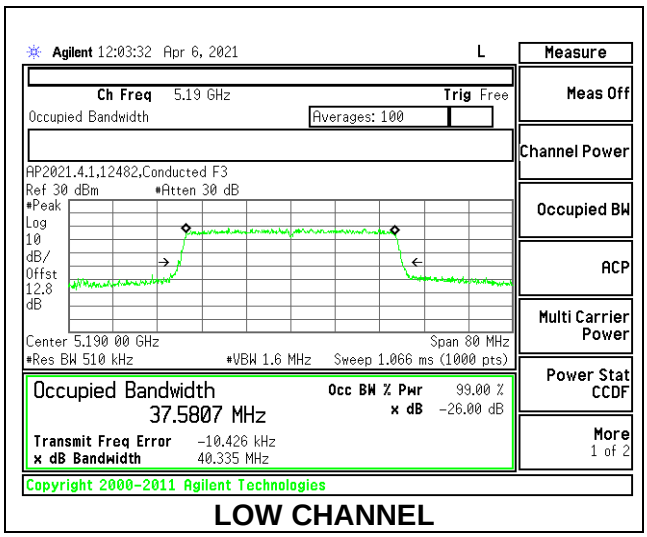

LOW CHANNEL

UL VERIFICATION SERVICES INC.
47173 Benicia Street, Fremont, CA 94538; USA TEL:(510) 319-4000 FAX:(510) 661-0888

This report shall not be reproduced except in full, without the written approval of UL Verification Services Inc.

2TX Antenna 6 + Antenna 5 OFDMA MODE: 26 Tones, RU Index 0

Channel	Frequency (MHz)	26dB Bandwidth Antenna 6 (MHz)	26dB Bandwidth Antenna 5 (MHz)	99% Bandwidth Antenna 6 (MHz)	99% Bandwidth Antenna 5 (MHz)
Low	5190	20.537	19.521	18.7875	18.1361
High	5230	20.473	19.211	18.4918	18.0909

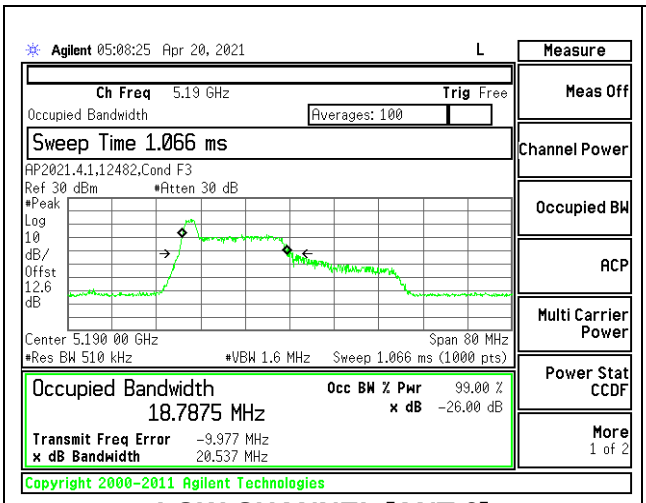

LOW CHANNEL [ANT 6]

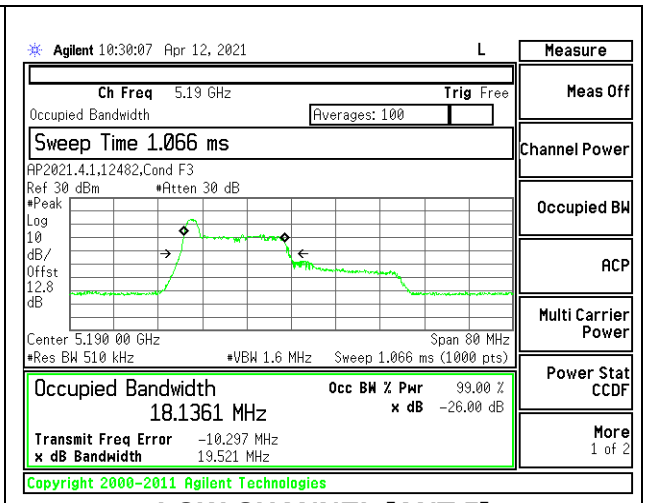

LOW CHANNEL [ANT 5]

2TX Antenna 6 + Antenna 5 OFDMA MODE: 26 Tones, RU Index 8

Channel	Frequency (MHz)	26dB Bandwidth Antenna 6 (MHz)	26dB Bandwidth Antenna 5 (MHz)	99% Bandwidth Antenna 6 (MHz)	99% Bandwidth Antenna 5 (MHz)
Low	5190	23.673	25.035	22.1441	21.4725
High	5230	23.576	22.691	21.8831	21.4266

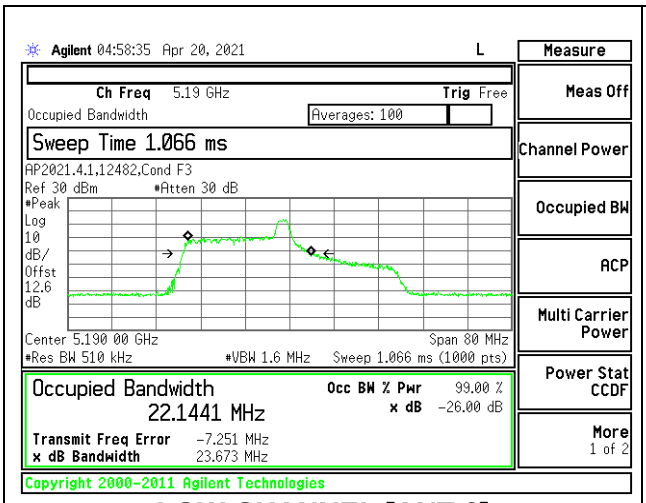

LOW CHANNEL [ANT 6]

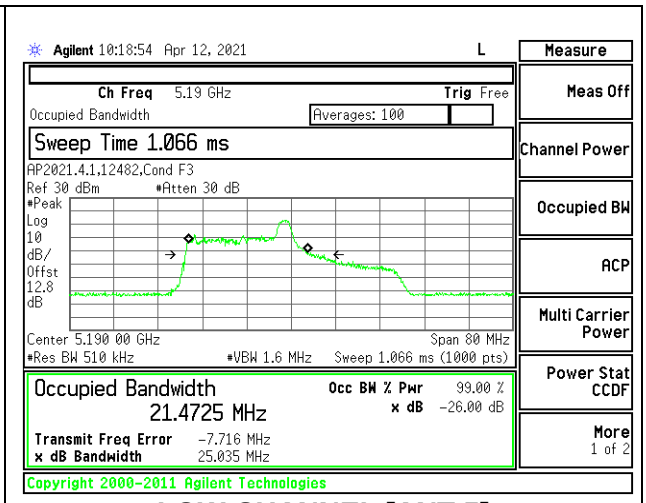

LOW CHANNEL [ANT 5]

UL VERIFICATION SERVICES INC.
47173 Benicia Street, Fremont, CA 94538; USA TEL:(510) 319-4000 FAX:(510) 661-0888

This report shall not be reproduced except in full, without the written approval of UL Verification Services Inc.

2TX Antenna 6 + Antenna 5 OFDMA MODE: 26 Tones, RU Index 17

Channel	Frequency (MHz)	26dB Bandwidth Antenna 6 (MHz)	26dB Bandwidth Antenna 5 (MHz)	99% Bandwidth Antenna 6 (MHz)	99% Bandwidth Antenna 5 (MHz)
Low	5190	20.675	19.336	19.1008	18.1512
High	5230	21.091	19.295	18.9650	18.0763

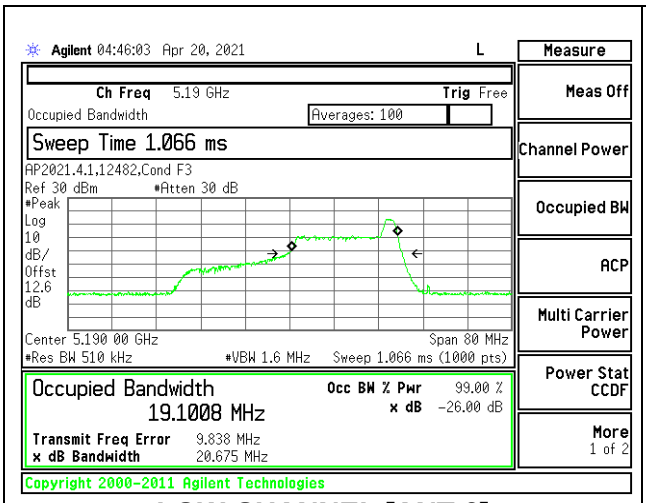

LOW CHANNEL [ANT 6]

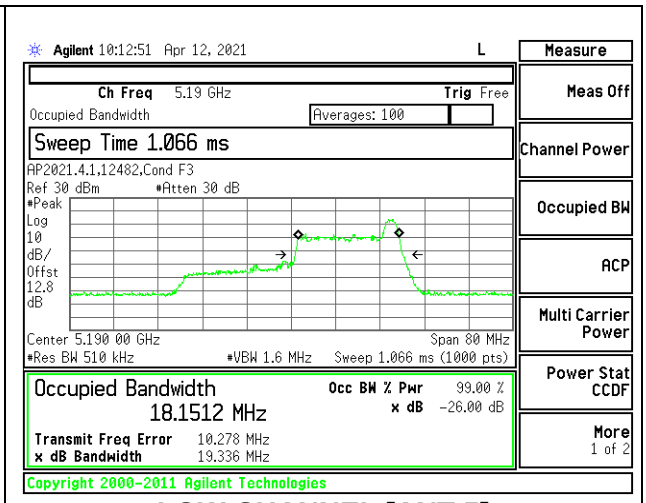

LOW CHANNEL [ANT 5]

2TX Antenna 6 + Antenna 5 OFDMA MODE: SU Mode

Channel	Frequency (MHz)	26dB Bandwidth Antenna 6 (MHz)	26dB Bandwidth Antenna 5 (MHz)	99% Bandwidth Antenna 6 (MHz)	99% Bandwidth Antenna 5 (MHz)
Low	5190	39.908	39.688	37.5369	37.5744
High	5230	39.812	39.587	37.5241	37.4911

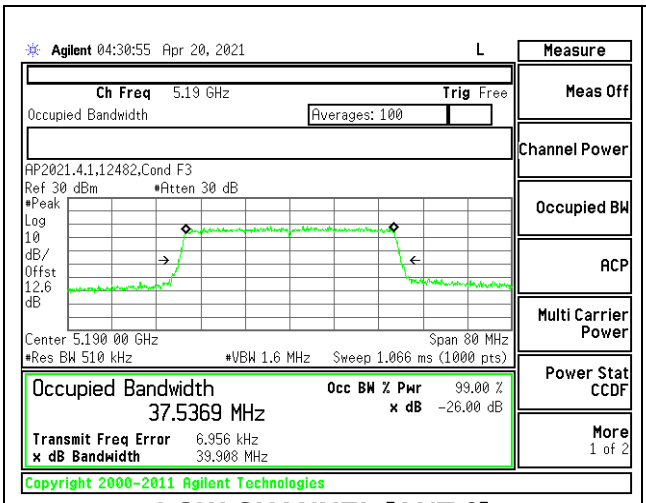

LOW CHANNEL [ANT 6]

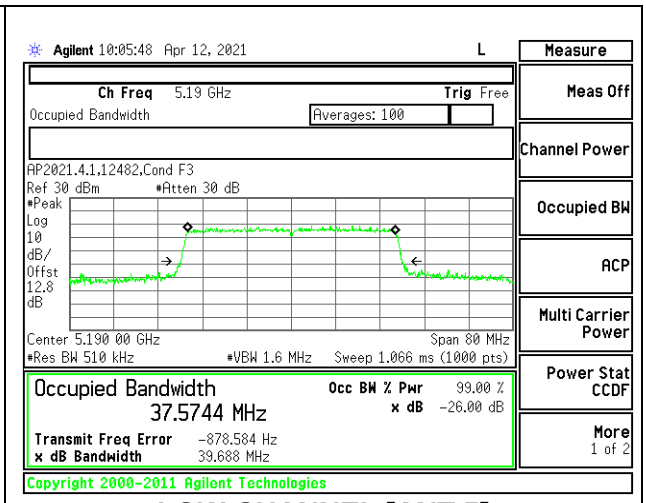

LOW CHANNEL [ANT 5]

UL VERIFICATION SERVICES INC.
47173 Benicia Street, Fremont, CA 94538; USA TEL:(510) 319-4000 FAX:(510) 661-0888

This report shall not be reproduced except in full, without the written approval of UL Verification Services Inc.

9.2.6. 802.11ax HE80 MODE IN THE 5.2 GHz BAND

1TX Antenna 6 MODE: 26 Tones, RU Index 0

Channel	Frequency (MHz)	26dB Bandwidth (MHz)	99% Bandwidth (MHz)
Mid	5210	21.22	20.705

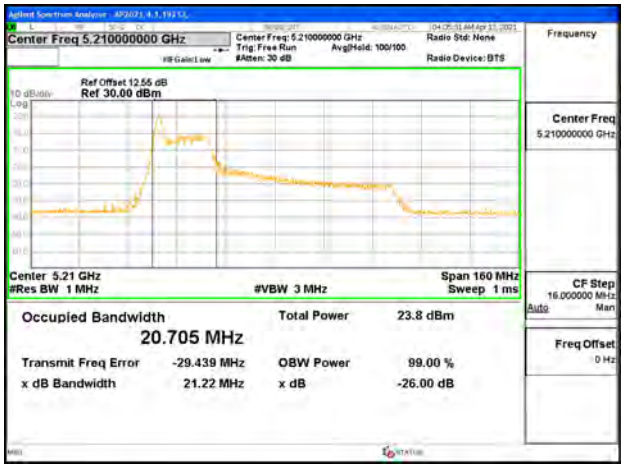

MID CHANNEL

1TX Antenna 6 MODE: 26 Tones, RU Index 18

Channel	Frequency (MHz)	26dB Bandwidth (MHz)	99% Bandwidth (MHz)
Mid	5210	40.42	37.315

MID CHANNEL

UL VERIFICATION SERVICES INC.
47173 Benicia Street, Fremont, CA 94538; USA TEL:(510) 319-4000 FAX:(510) 661-0888

This report shall not be reproduced except in full, without the written approval of UL Verification Services Inc.

1TX Antenna 6 MODE: 26 Tones, RU Index 36

Channel	Frequency (MHz)	26dB Bandwidth (MHz)	99% Bandwidth (MHz)
Mid	5210	24.76	23.153

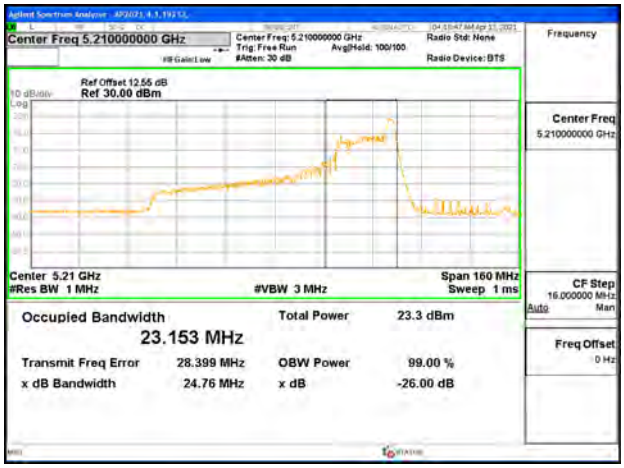

MID CHANNEL

1TX Antenna 6 MODE: SU Mode

Channel	Frequency (MHz)	26dB Bandwidth (MHz)	99% Bandwidth (MHz)
Mid	5210	80.67	76.966

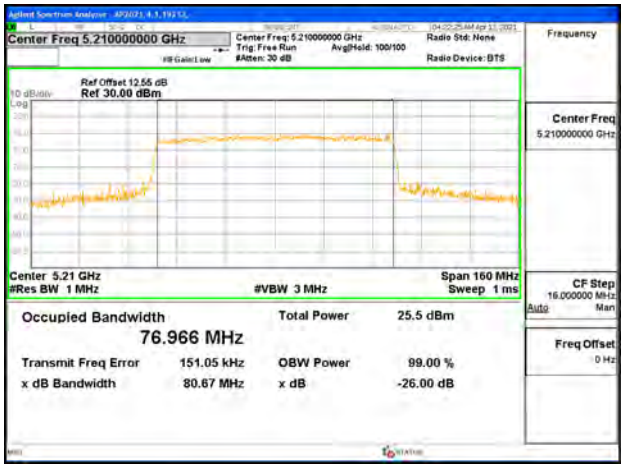

MID CHANNEL

UL VERIFICATION SERVICES INC.
47173 Benicia Street, Fremont, CA 94538; USA TEL:(510) 319-4000 FAX:(510) 661-0888

This report shall not be reproduced except in full, without the written approval of UL Verification Services Inc.

1TX Antenna 5 MODE: 26 Tones, RU Index 0

Channel	Frequency (MHz)	26dB Bandwidth (MHz)	99% Bandwidth (MHz)
Mid	5210	21.313	20.8005

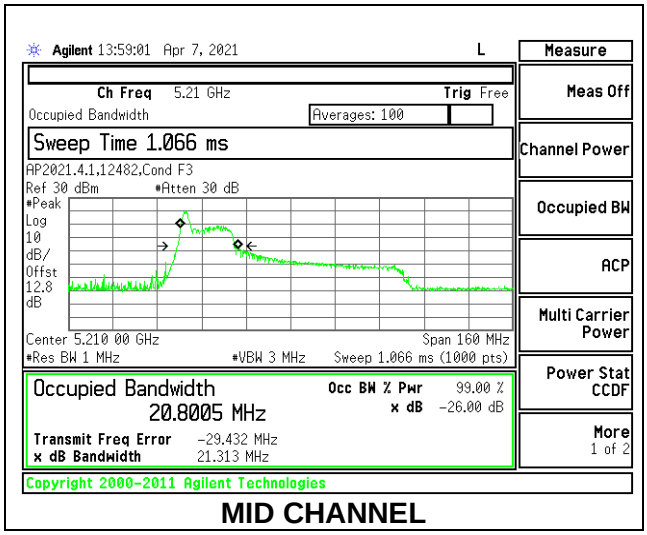

MID CHANNEL

1TX Antenna 5 MODE: 26 Tones, RU Index 18

Channel	Frequency (MHz)	26dB Bandwidth (MHz)	99% Bandwidth (MHz)
Mid	5210	41.279	37.5647

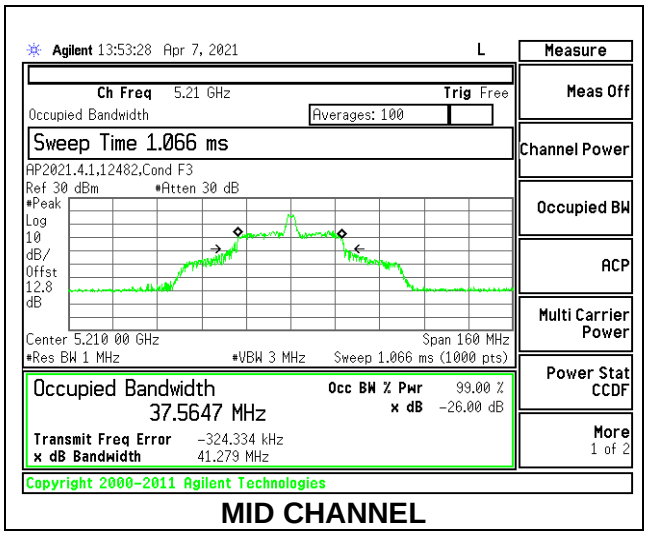

MID CHANNEL

UL VERIFICATION SERVICES INC.
47173 Benicia Street, Fremont, CA 94538; USA TEL:(510) 319-4000 FAX:(510) 661-0888

This report shall not be reproduced except in full, without the written approval of UL Verification Services Inc.

1TX Antenna 5 MODE: 26 Tones, RU Index 36

Channel	Frequency (MHz)	26dB Bandwidth (MHz)	99% Bandwidth (MHz)
Mid	5210	23.028	22.7703

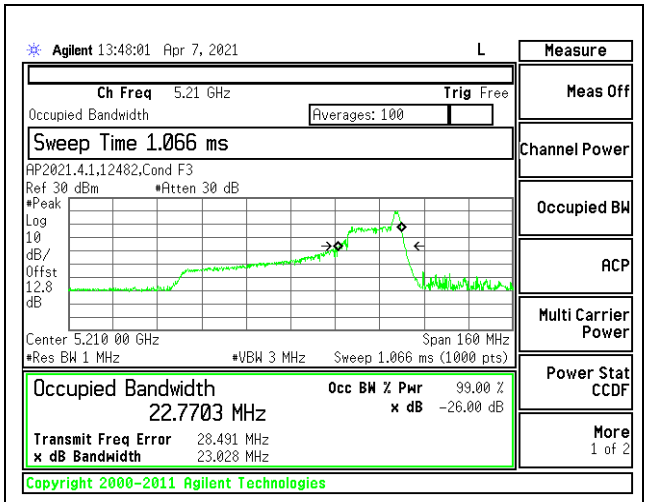

MID CHANNEL

1TX Antenna 5 MODE: SU Mode

Channel	Frequency (MHz)	26dB Bandwidth (MHz)	99% Bandwidth (MHz)
Mid	5210	80.900	76.7233

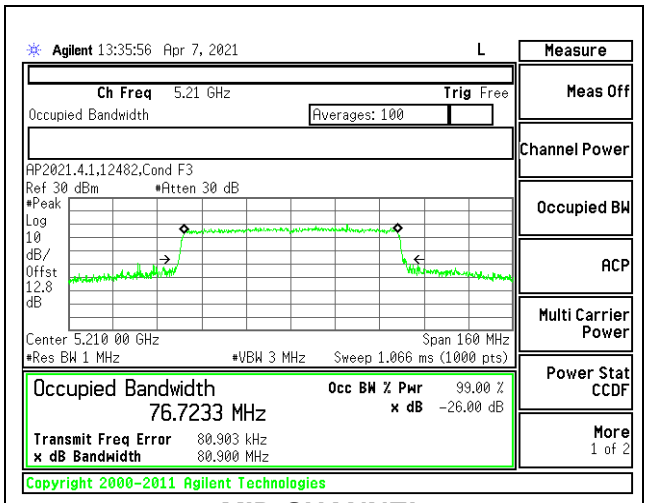

MID CHANNEL

UL VERIFICATION SERVICES INC.
47173 Benicia Street, Fremont, CA 94538; USA TEL:(510) 319-4000 FAX:(510) 661-0888

This report shall not be reproduced except in full, without the written approval of UL Verification Services Inc.

2TX Antenna 6 + Antenna 5 OFDMA MODE: 26 Tones, RU Index 0

Channel	Frequency (MHz)	26dB Bandwidth Antenna 6 (MHz)	26dB Bandwidth Antenna 5 (MHz)	99% Bandwidth Antenna 6 (MHz)	99% Bandwidth Antenna 5 (MHz)
Mid	5210	20.069	19.577	18.7854	18.2950

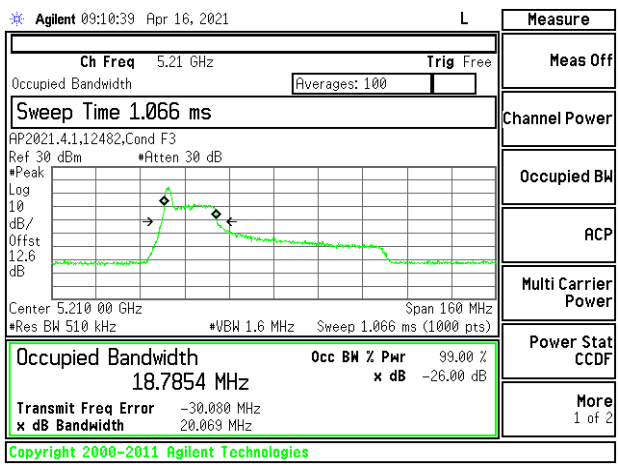

MID CHANNEL [ANT 6]

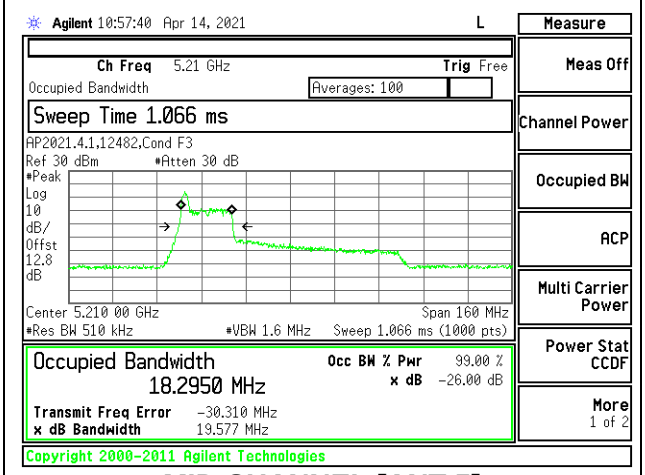

MID CHANNEL [ANT 5]

2TX Antenna 6 + Antenna 5 OFDMA MODE: 26 Tones, RU Index 18

Channel	Frequency (MHz)	26dB Bandwidth Antenna 6 (MHz)	26dB Bandwidth Antenna 5 (MHz)	99% Bandwidth Antenna 6 (MHz)	99% Bandwidth Antenna 5 (MHz)
Mid	5210	39.012	38.264	37.2571	36.1270

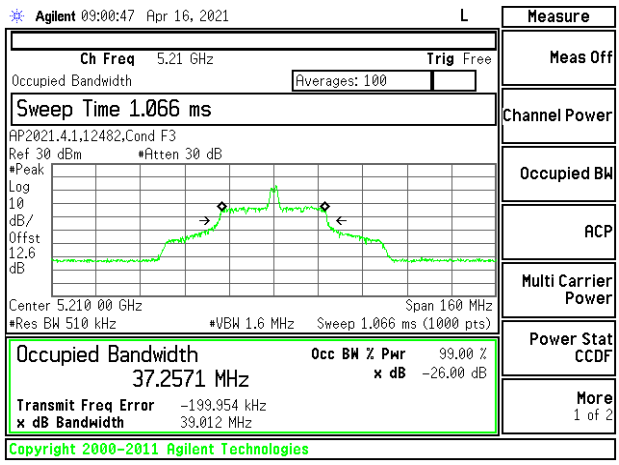

MID CHANNEL [ANT 6]

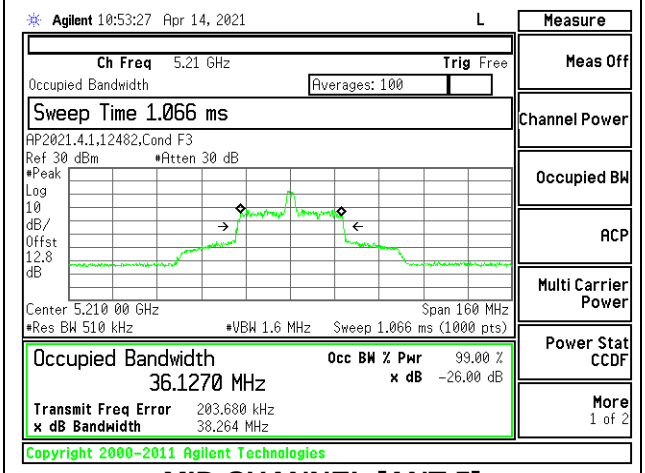

MID CHANNEL [ANT 5]

UL VERIFICATION SERVICES INC.
47173 Benicia Street, Fremont, CA 94538; USA TEL:(510) 319-4000 FAX:(510) 661-0888

This report shall not be reproduced except in full, without the written approval of UL Verification Services Inc.

2TX Antenna 6 + Antenna 5 OFDMA MODE: 26 Tones, RU Index 36

Channel	Frequency (MHz)	26dB Bandwidth Antenna 6 (MHz)	26dB Bandwidth Antenna 5 (MHz)	99% Bandwidth Antenna 6 (MHz)	99% Bandwidth Antenna 5 (MHz)
Mid	5210	22.304	19.887	20.3479	18.2106

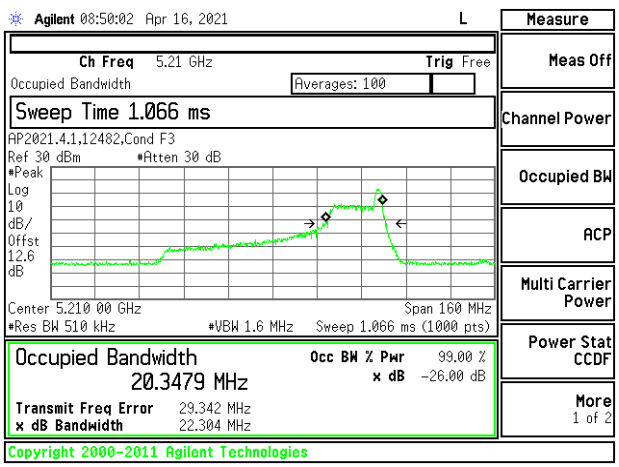

MID CHANNEL [ANT 6]

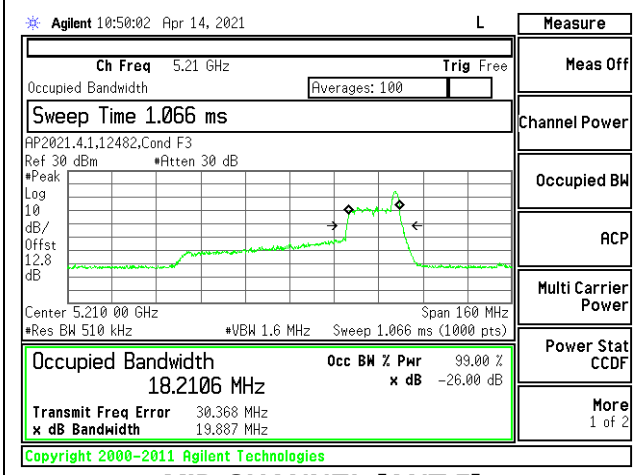

MID CHANNEL [ANT 5]

2TX Antenna 6 + Antenna 5 OFDMA MODE: SU Mode

Channel	Frequency (MHz)	26dB Bandwidth Antenna 6 (MHz)	26dB Bandwidth Antenna 5 (MHz)	99% Bandwidth Antenna 6 (MHz)	99% Bandwidth Antenna 5 (MHz)
Mid	5210	80.983	80.363	76.7072	76.8771

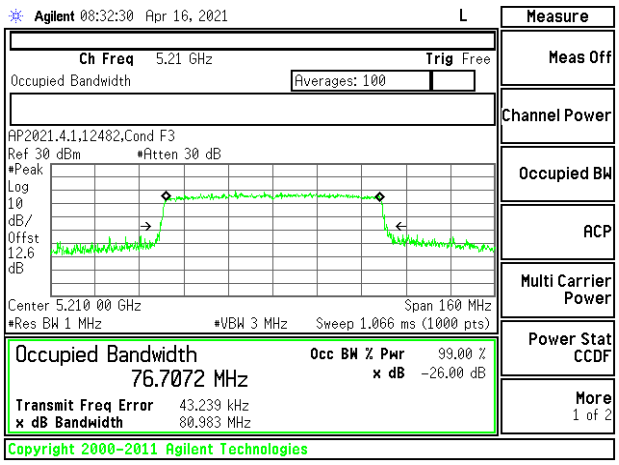

MID CHANNEL [ANT 6]

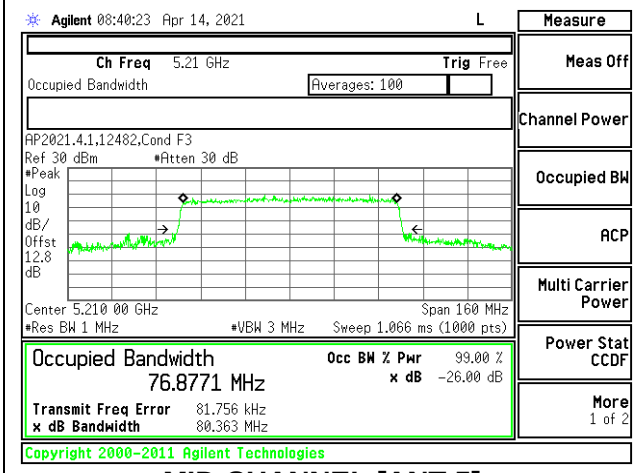

MID CHANNEL [ANT 5]

UL VERIFICATION SERVICES INC.
47173 Benicia Street, Fremont, CA 94538; USA TEL:(510) 319-4000 FAX:(510) 661-0888

This report shall not be reproduced except in full, without the written approval of UL Verification Services Inc.

9.2.7. **802.11n HT20 MODE IN THE 5.3 GHz BAND**

1TX Antenna 6 MODE

Channel	Frequency (MHz)	26dB Bandwidth (MHz)	99% Bandwidth (MHz)
Low	5260	21.28	17.842
Mid	5300	21.52	17.914
High	5320	21.08	17.868

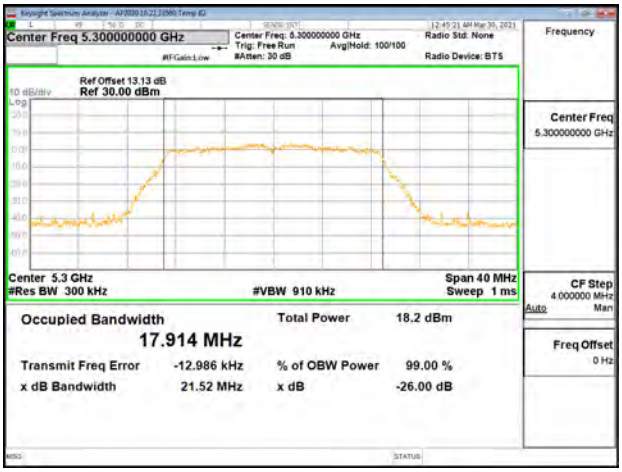

MID CHANNEL

1TX Antenna 5 MODE

Channel	Frequency (MHz)	26dB Bandwidth (MHz)	99% Bandwidth (MHz)
Low	5260	21.46	17.904
Mid	5300	21.44	17.914
High	5320	21.53	17.846

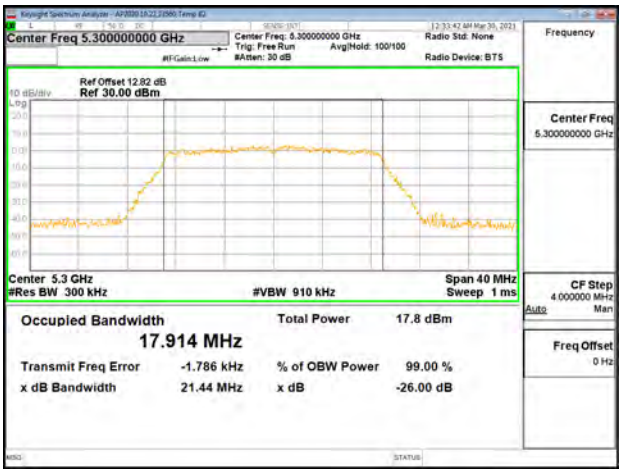

MID CHANNEL

UL VERIFICATION SERVICES INC.
47173 Benicia Street, Fremont, CA 94538; USA TEL:(510) 319-4000 FAX:(510) 661-0888

This report shall not be reproduced except in full, without the written approval of UL Verification Services Inc.

2TX Antenna 6 + Antenna 5 CDD MODE

Channel	Frequency (MHz)	26dB Bandwidth Antenna 6 (MHz)	26dB Bandwidth Antenna 5 (MHz)	99% Bandwidth Antenna 6 (MHz)	99% Bandwidth Antenna 5 (MHz)
Low	5260	21.357	20.928	17.8350	17.7872
Mid	5300	21.204	21.139	17.8437	17.7891
High	5320	21.281	21.125	17.8125	17.8080

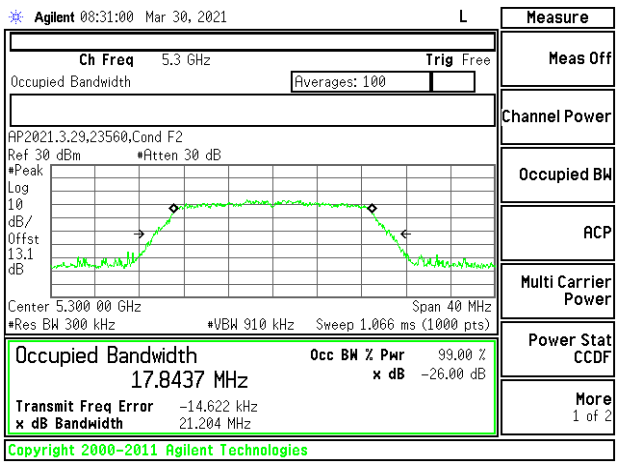

MID CHANNEL [ANT 6]

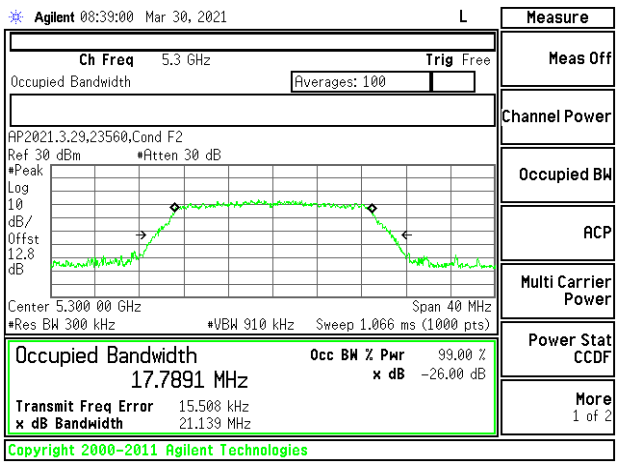

MID CHANNEL [ANT 5]

UL VERIFICATION SERVICES INC.
47173 Benicia Street, Fremont, CA 94538; USA TEL:(510) 319-4000 FAX:(510) 661-0888

This report shall not be reproduced except in full, without the written approval of UL Verification Services Inc.

9.2.8. **802.11n HT40 MODE IN THE 5.3 GHz BAND**

1TX Antenna 6 MODE

Channel	Frequency (MHz)	26dB Bandwidth (MHz)	99% Bandwidth (MHz)
Low	5270	39.79	36.147
High	5310	39.78	36.250

LOW CHANNEL

1TX Antenna 5 MODE

Channel	Frequency (MHz)	26dB Bandwidth (MHz)	99% Bandwidth (MHz)
Low	5270	40.00	36.172
High	5310	39.66	36.142

LOW CHANNEL

UL VERIFICATION SERVICES INC.
47173 Benicia Street, Fremont, CA 94538; USA TEL:(510) 319-4000 FAX:(510) 661-0888

This report shall not be reproduced except in full, without the written approval of UL Verification Services Inc.

2TX Antenna 6 + Antenna 5 CDD MODE

Channel	Frequency (MHz)	26dB Bandwidth Antenna 6 (MHz)	26dB Bandwidth Antenna 5 (MHz)	99% Bandwidth Antenna 6 (MHz)	99% Bandwidth Antenna 5 (MHz)
Low	5270	39.69	39.39	36.203	36.062
High	5310	39.74	39.27	36.175	35.976

LOW CHANNEL [ANT 6]

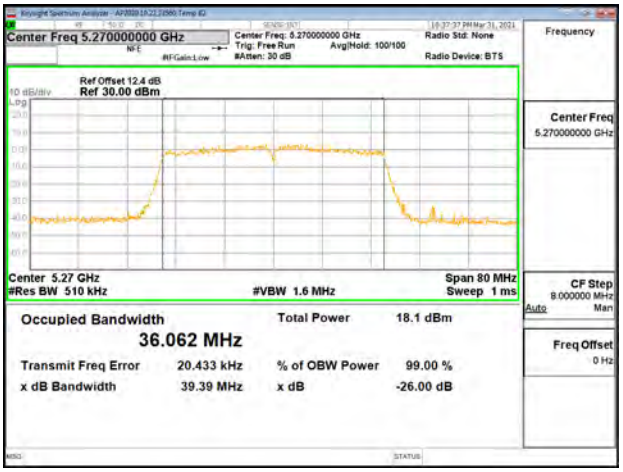

LOW CHANNEL [ANT 5]

UL VERIFICATION SERVICES INC.
47173 Benicia Street, Fremont, CA 94538; USA TEL:(510) 319-4000 FAX:(510) 661-0888

This report shall not be reproduced except in full, without the written approval of UL Verification Services Inc.

9.2.9. **802.11ac VHT80 MODE IN THE 5.3 GHz BAND**

1TX Antenna 6 MODE

Channel	Frequency (MHz)	26dB Bandwidth (MHz)	99% Bandwidth (MHz)
Mid	5290	80.83	75.308

MID CHANNEL

1TX Antenna 5 MODE

Channel	Frequency (MHz)	26dB Bandwidth (MHz)	99% Bandwidth (MHz)
Mid	5290	80.92	75.283

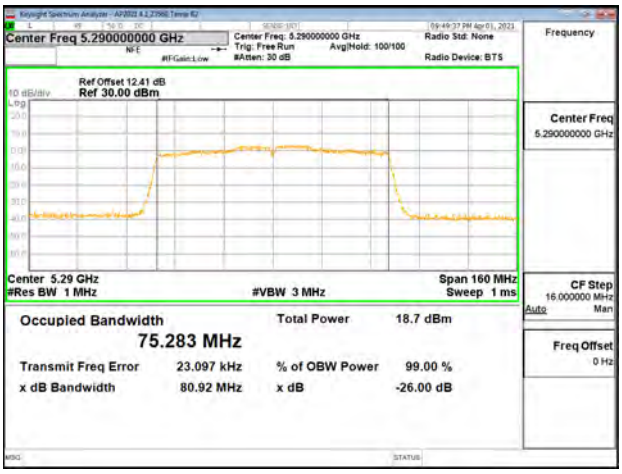

MID CHANNEL

UL VERIFICATION SERVICES INC.
47173 Benicia Street, Fremont, CA 94538; USA TEL:(510) 319-4000 FAX:(510) 661-0888

This report shall not be reproduced except in full, without the written approval of UL Verification Services Inc.

2TX Antenna 6 + Antenna 5 CDD MODE

Channel	Frequency (MHz)	26dB Bandwidth Antenna 6 (MHz)	26dB Bandwidth Antenna 5 (MHz)	99% Bandwidth Antenna 6 (MHz)	99% Bandwidth Antenna 5 (MHz)
Mid	5290	80.68	80.35	75.317	75.345

MID CHANNEL [ANT 6]

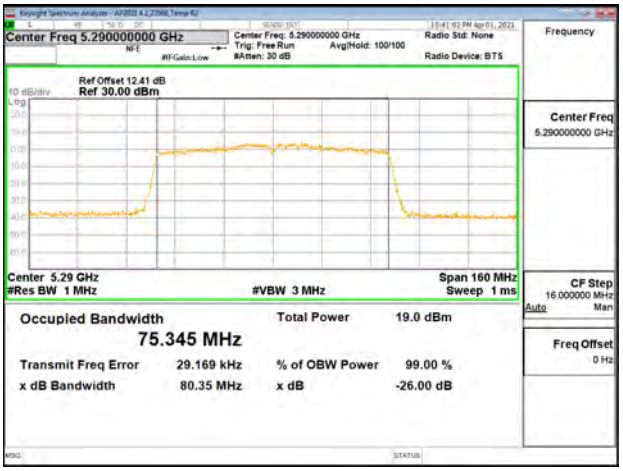

MID CHANNEL [ANT 5]

UL VERIFICATION SERVICES INC.
47173 Benicia Street, Fremont, CA 94538; USA TEL:(510) 319-4000 FAX:(510) 661-0888

This report shall not be reproduced except in full, without the written approval of UL Verification Services Inc.

9.2.10. 802.11ax HE20 MODE IN THE 5.3 GHz BAND

1TX Antenna 6 MODE: 26 Tones, RU Index 0

Channel	Frequency (MHz)	26dB Bandwidth (MHz)	99% Bandwidth (MHz)
Low	5260	20.308	18.3448
Mid	5300	20.326	18.4762
High	5320	20.160	18.4780

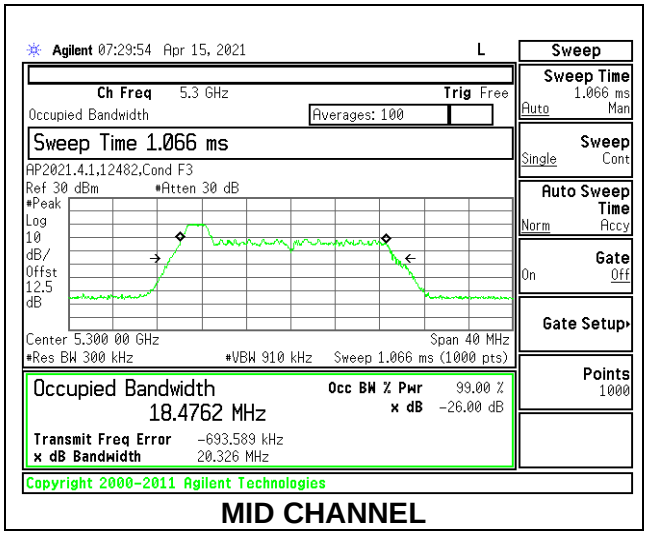

MID CHANNEL

1TX Antenna 6 MODE: 26 Tones, RU Index 4

Channel	Frequency (MHz)	26dB Bandwidth (MHz)	99% Bandwidth (MHz)
Low	5260	19.513	17.2682
Mid	5300	19.412	17.3371
High	5320	19.280	17.0910

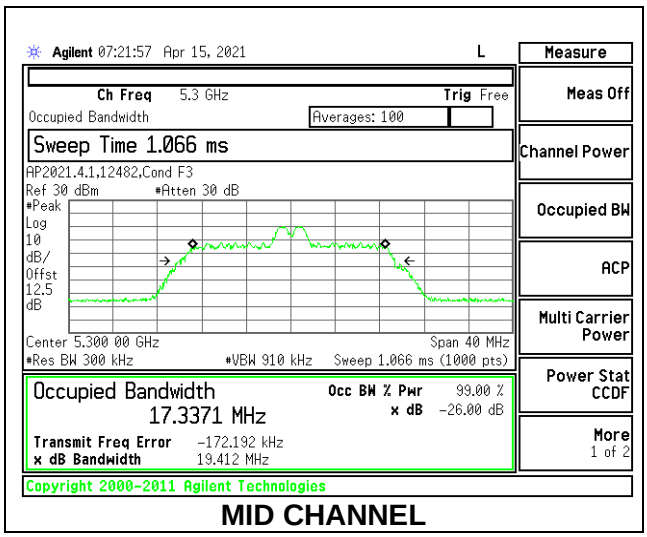

MID CHANNEL

UL VERIFICATION SERVICES INC.
47173 Benicia Street, Fremont, CA 94538; USA TEL:(510) 319-4000 FAX:(510) 661-0888

This report shall not be reproduced except in full, without the written approval of UL Verification Services Inc.

1TX Antenna 6 MODE: 26 Tones, RU Index 8

Channel	Frequency (MHz)	26dB Bandwidth (MHz)	99% Bandwidth (MHz)
Low	5260	21.122	18.7058
Mid	5300	21.035	18.8396
High	5320	21.050	18.8000

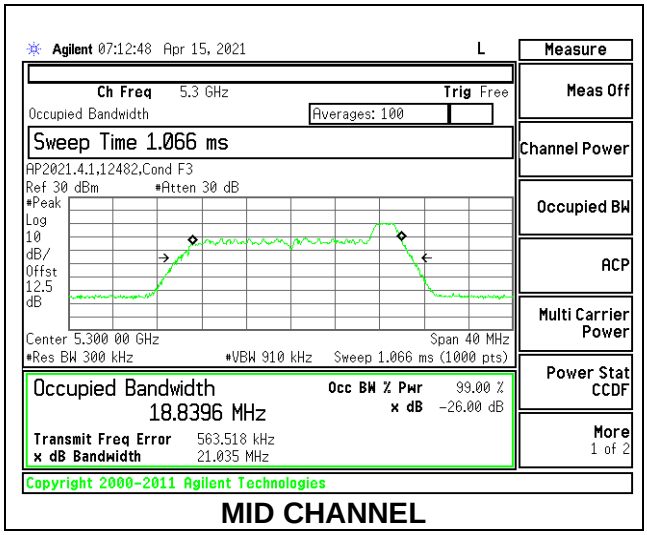

MID CHANNEL

1TX Antenna 6 MODE: SU Mode

Channel	Frequency (MHz)	26dB Bandwidth (MHz)	99% Bandwidth (MHz)
Low	5260	21.617	19.0830
Mid	5300	21.564	19.0384
High	5320	21.810	19.1040

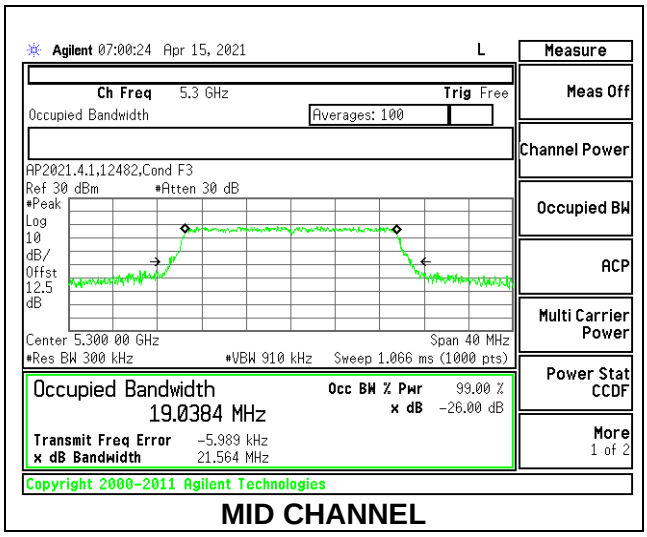

MID CHANNEL

UL VERIFICATION SERVICES INC.
47173 Benicia Street, Fremont, CA 94538; USA TEL:(510) 319-4000 FAX:(510) 661-0888

This report shall not be reproduced except in full, without the written approval of UL Verification Services Inc.

1TX Antenna 5 MODE: 26 Tones, RU Index 0

Channel	Frequency (MHz)	26dB Bandwidth (MHz)	99% Bandwidth (MHz)
Low	5260	20.104	18.4481
Mid	5300	20.386	18.5483
High	5320	20.348	18.4288

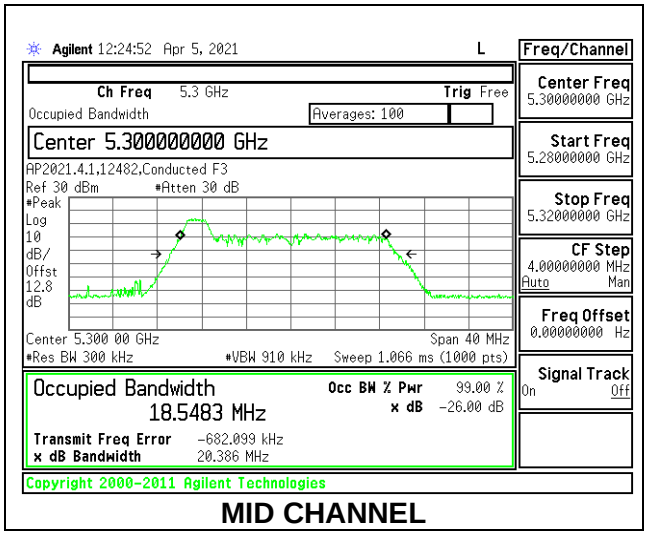

MID CHANNEL

1TX Antenna 5 MODE: 26 Tones, RU Index 4

Channel	Frequency (MHz)	26dB Bandwidth (MHz)	99% Bandwidth (MHz)
Low	5260	19.548	17.1468
Mid	5300	19.251	17.2668
High	5320	19.562	17.3150

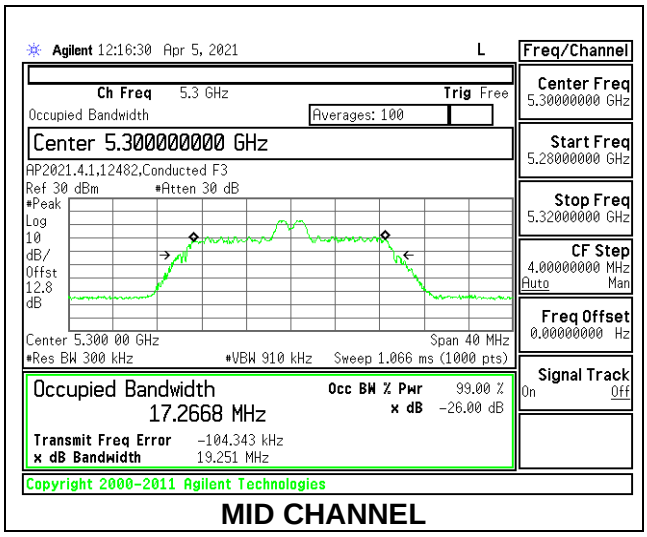

MID CHANNEL

UL VERIFICATION SERVICES INC.
47173 Benicia Street, Fremont, CA 94538; USA TEL:(510) 319-4000 FAX:(510) 661-0888

This report shall not be reproduced except in full, without the written approval of UL Verification Services Inc.

1TX Antenna 5 MODE: 26 Tones, RU Index 8

Channel	Frequency (MHz)	26dB Bandwidth (MHz)	99% Bandwidth (MHz)
Low	5260	20.856	18.7995
Mid	5300	20.714	18.6556
High	5320	20.831	18.7123

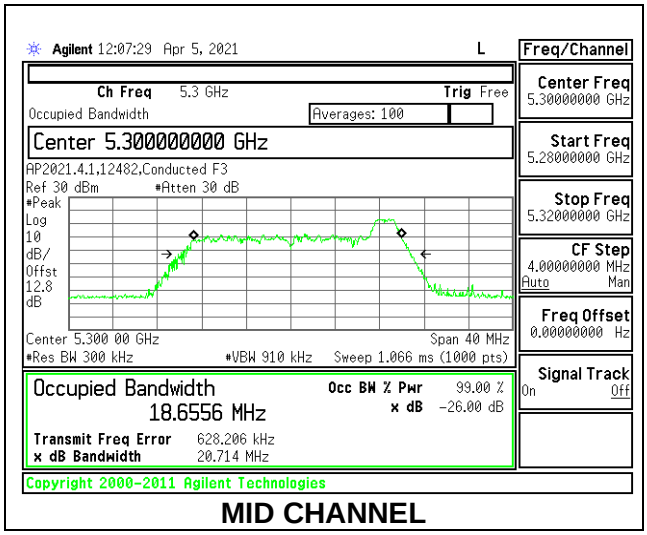

MID CHANNEL

1TX Antenna 5 MODE: SU Mode

Channel	Frequency (MHz)	26dB Bandwidth (MHz)	99% Bandwidth (MHz)
Low	5260	21.317	19.0150
Mid	5300	21.455	19.0171
High	5320	21.493	19.0651

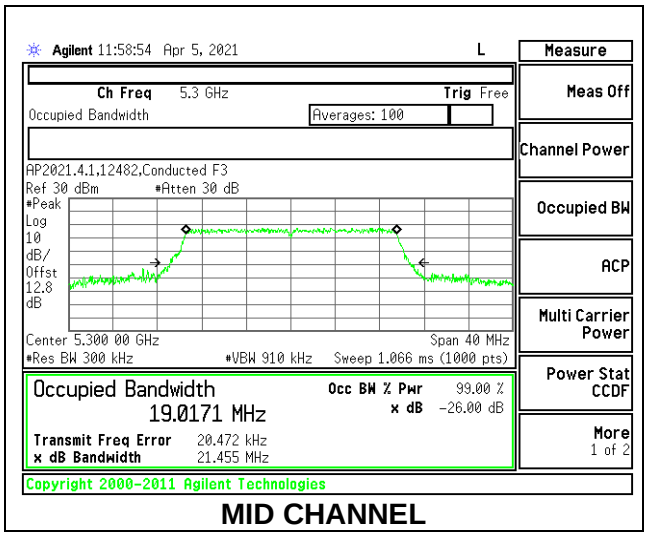

MID CHANNEL

UL VERIFICATION SERVICES INC.
47173 Benicia Street, Fremont, CA 94538; USA TEL:(510) 319-4000 FAX:(510) 661-0888

This report shall not be reproduced except in full, without the written approval of UL Verification Services Inc.

2TX Antenna 6 + Antenna 5 OFDMA MODE: 26 Tones, RU Index 0

Channel	Frequency (MHz)	26dB Bandwidth Antenna 6 (MHz)	26dB Bandwidth Antenna 5 (MHz)	99% Bandwidth Antenna 6 (MHz)	99% Bandwidth Antenna 5 (MHz)
Low	5260	20.239	20.100	18.4588	18.4032
Mid	5300	20.495	19.923	18.4718	18.3653
High	5320	20.333	19.811	18.4929	18.4069

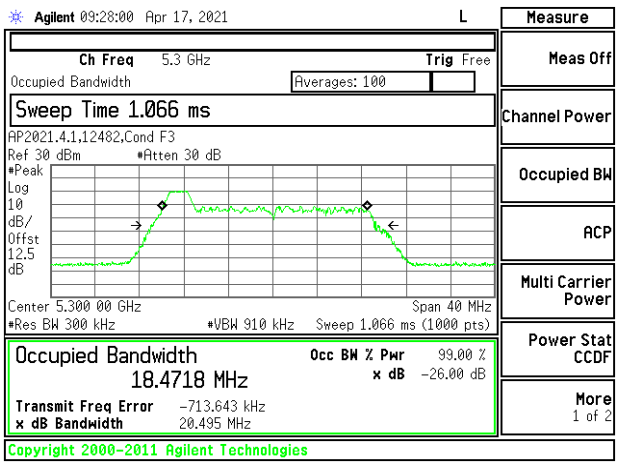

MID CHANNEL [ANT 6]

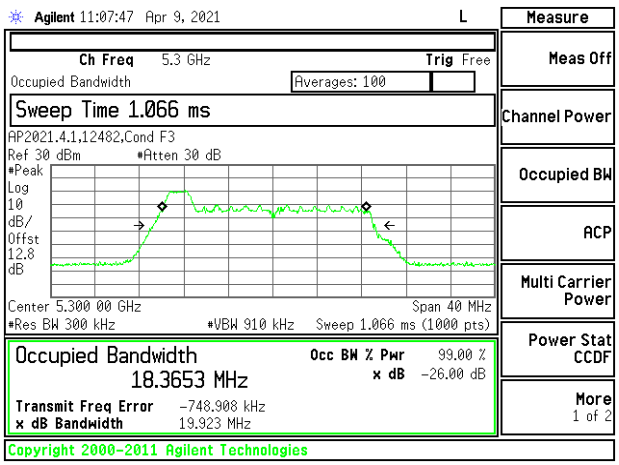

MID CHANNEL [ANT 5]

2TX Antenna 6 + Antenna 5 OFDMA MODE: 26 Tones, RU Index 4

Channel	Frequency (MHz)	26dB Bandwidth Antenna 6 (MHz)	26dB Bandwidth Antenna 5 (MHz)	99% Bandwidth Antenna 6 (MHz)	99% Bandwidth Antenna 5 (MHz)
Low	5260	19.592	18.344	17.3880	16.9348
Mid	5300	19.510	18.169	17.2714	16.8607
High	5320	19.557	18.322	17.3559	16.9369

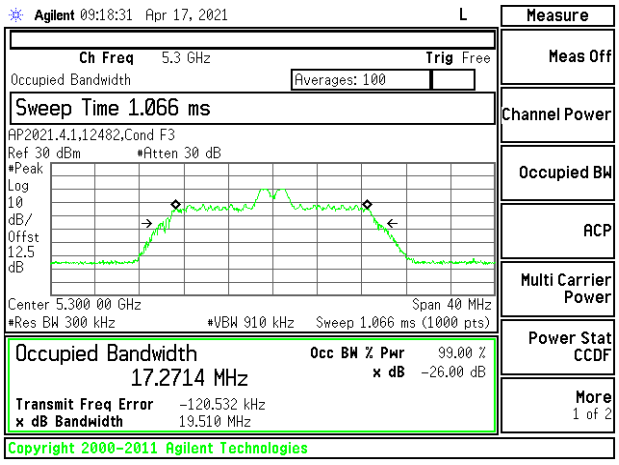

MID CHANNEL [ANT 6]

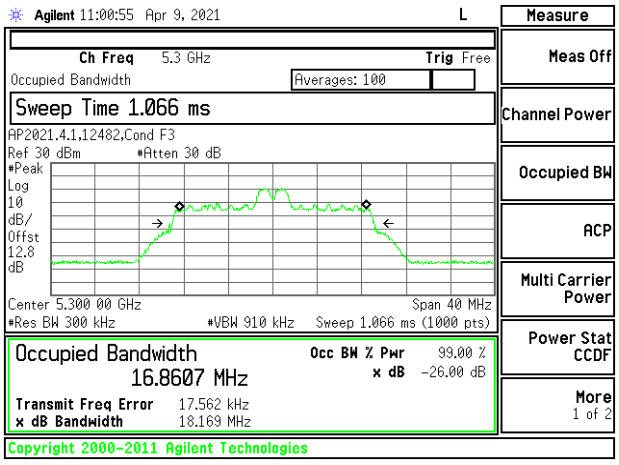

MID CHANNEL [ANT 5]

UL VERIFICATION SERVICES INC.
47173 Benicia Street, Fremont, CA 94538; USA TEL:(510) 319-4000 FAX:(510) 661-0888

This report shall not be reproduced except in full, without the written approval of UL Verification Services Inc.

2TX Antenna 6 + Antenna 5 OFDMA MODE: 26 Tones, RU Index 8

Channel	Frequency (MHz)	26dB Bandwidth Antenna 6 (MHz)	26dB Bandwidth Antenna 5 (MHz)	99% Bandwidth Antenna 6 (MHz)	99% Bandwidth Antenna 5 (MHz)
Low	5260	21.182	20.092	18.7780	18.5367
Mid	5300	20.926	19.974	18.7707	18.4148
High	5320	20.914	19.892	18.7362	18.3902

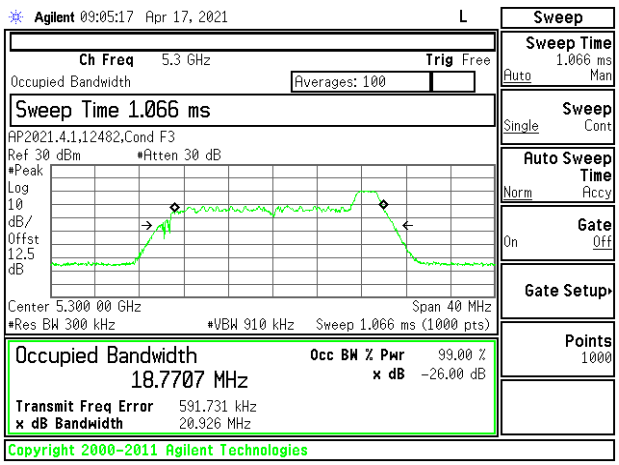

MID CHANNEL [ANT 6]

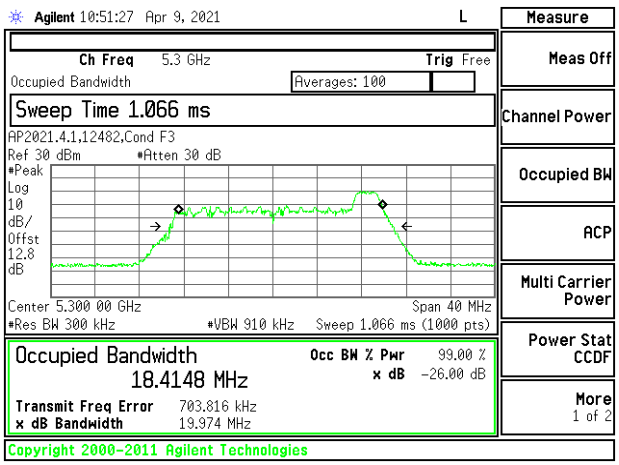

MID CHANNEL [ANT 5]

2TX Antenna 6 + Antenna 5 OFDMA MODE: SU Mode

Channel	Frequency (MHz)	26dB Bandwidth Antenna 6 (MHz)	26dB Bandwidth Antenna 5 (MHz)	99% Bandwidth Antenna 6 (MHz)	99% Bandwidth Antenna 5 (MHz)
Low	5260	21.399	21.156	19.0335	19.0605
Mid	5300	21.475	21.107	19.0321	19.0405
High	5320	21.570	21.560	18.9626	19.0165

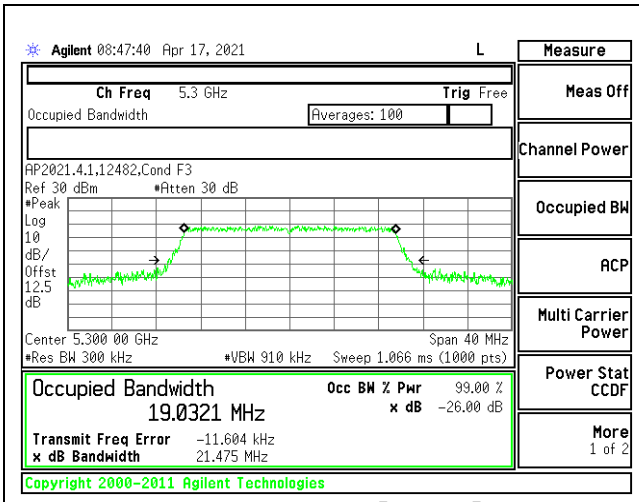

MID CHANNEL [ANT 6]

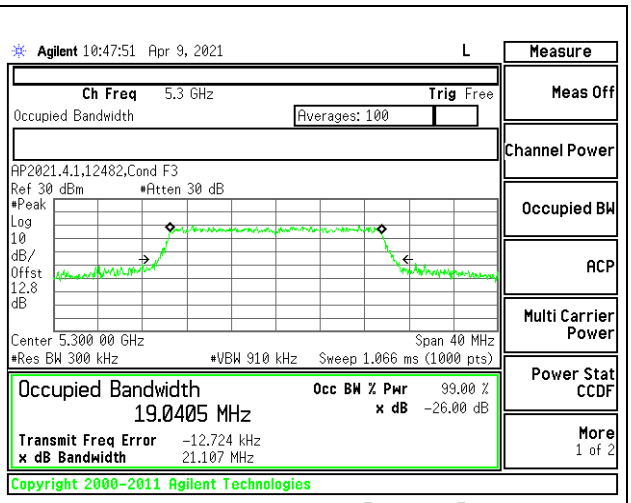

MID CHANNEL [ANT 5]

UL VERIFICATION SERVICES INC.
47173 Benicia Street, Fremont, CA 94538; USA TEL:(510) 319-4000 FAX:(510) 661-0888

This report shall not be reproduced except in full, without the written approval of UL Verification Services Inc.

9.2.11. 802.11ax HE40 MODE IN THE 5.3 GHz BAND

1TX Antenna 6 MODE: 26 Tones, RU Index 0

Channel	Frequency (MHz)	26dB Bandwidth (MHz)	99% Bandwidth (MHz)
Low	5270	20.31	18.009
High	5310	20.64	18.404

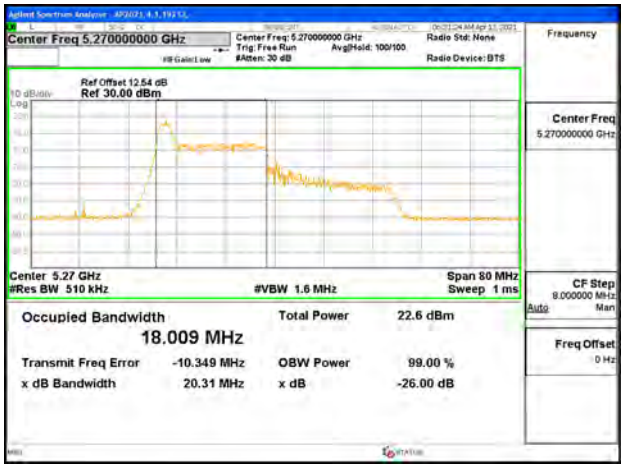

LOW CHANNEL

1TX Antenna 6 MODE: 26 Tones, RU Index 8

Channel	Frequency (MHz)	26dB Bandwidth (MHz)	99% Bandwidth (MHz)
Low	5270	24.08	21.682
High	5310	23.71	21.942

LOW CHANNEL

UL VERIFICATION SERVICES INC.
47173 Benicia Street, Fremont, CA 94538; USA TEL:(510) 319-4000 FAX:(510) 661-0888

This report shall not be reproduced except in full, without the written approval of UL Verification Services Inc.

1TX Antenna 6 MODE: 26 Tones, RU Index 17

Channel	Frequency (MHz)	26dB Bandwidth (MHz)	99% Bandwidth (MHz)
Low	5270	20.98	18.485
High	5310	20.75	18.805

LOW CHANNEL

1TX Antenna 6 MODE: SU Mode

Channel	Frequency (MHz)	26dB Bandwidth (MHz)	99% Bandwidth (MHz)
Low	5270	45.51	37.643
High	5310	39.76	37.528

LOW CHANNEL

UL VERIFICATION SERVICES INC.
47173 Benicia Street, Fremont, CA 94538; USA TEL:(510) 319-4000 FAX:(510) 661-0888

This report shall not be reproduced except in full, without the written approval of UL Verification Services Inc.

1TX Antenna 5 MODE: 26 Tones, RU Index 0

Channel	Frequency (MHz)	26dB Bandwidth (MHz)	99% Bandwidth (MHz)
Low	5270	20.570	18.6039
High	5310	20.635	18.7044

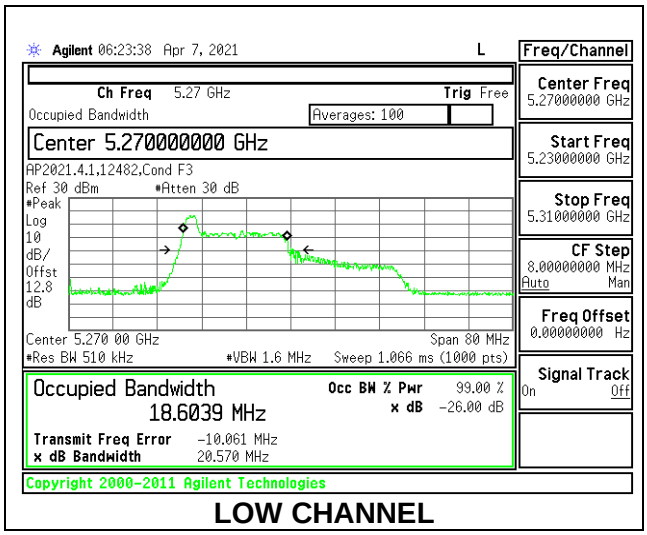

LOW CHANNEL

1TX Antenna 5 MODE: 26 Tones, RU Index 8

Channel	Frequency (MHz)	26dB Bandwidth (MHz)	99% Bandwidth (MHz)
Low	5270	24.900	22.1651
High	5310	25.471	22.6521

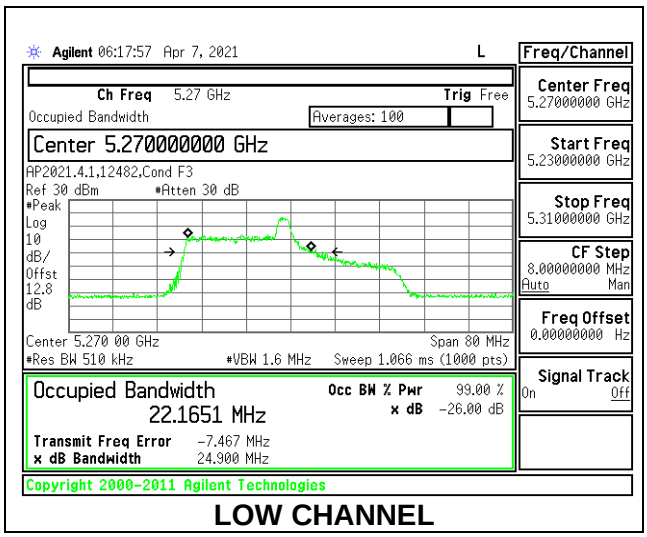

LOW CHANNEL

UL VERIFICATION SERVICES INC.
47173 Benicia Street, Fremont, CA 94538; USA TEL:(510) 319-4000 FAX:(510) 661-0888

This report shall not be reproduced except in full, without the written approval of UL Verification Services Inc.

1TX Antenna 5 MODE: 26 Tones, RU Index 17

Channel	Frequency (MHz)	26dB Bandwidth (MHz)	99% Bandwidth (MHz)
Low	5270	20.301	18.6581
High	5310	20.730	19.1157

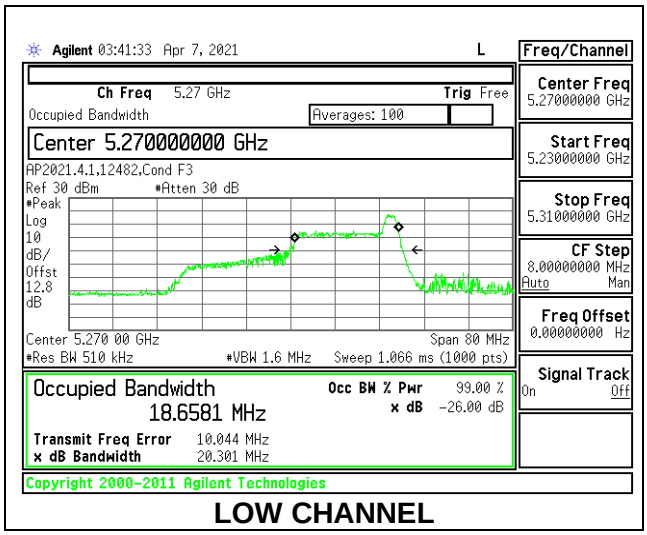

LOW CHANNEL

1TX Antenna 5 MODE: SU Mode

Channel	Frequency (MHz)	26dB Bandwidth (MHz)	99% Bandwidth (MHz)
Low	5270	39.933	37.5542
High	5310	39.771	37.5176

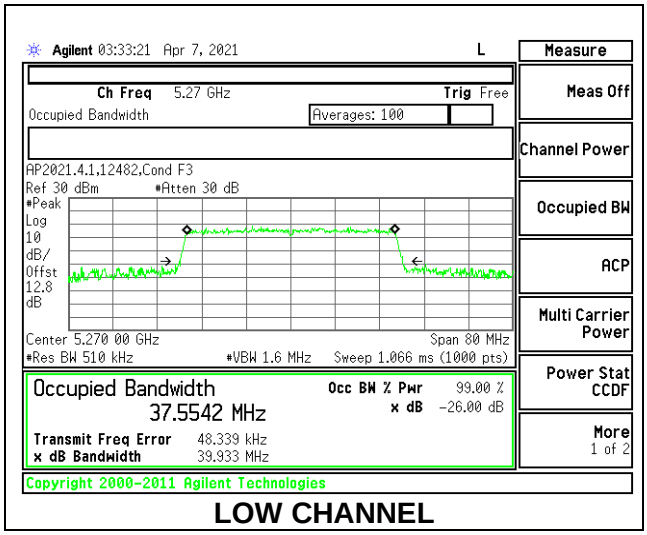

LOW CHANNEL

UL VERIFICATION SERVICES INC.
47173 Benicia Street, Fremont, CA 94538; USA TEL:(510) 319-4000 FAX:(510) 661-0888

This report shall not be reproduced except in full, without the written approval of UL Verification Services Inc.

2TX Antenna 6 + Antenna 5 OFDMA MODE: 26 Tones, RU Index 0

Channel	Frequency (MHz)	26dB Bandwidth Antenna 6 (MHz)	26dB Bandwidth Antenna 5 (MHz)	99% Bandwidth Antenna 6 (MHz)	99% Bandwidth Antenna 5 (MHz)
Low	5270	20.652	19.668	18.2437	18.1728
High	5310	20.531	19.416	18.9280	18.2100

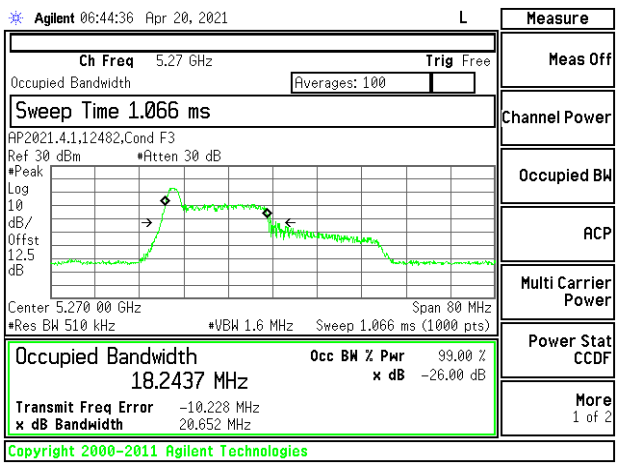

LOW CHANNEL [ANT 6]

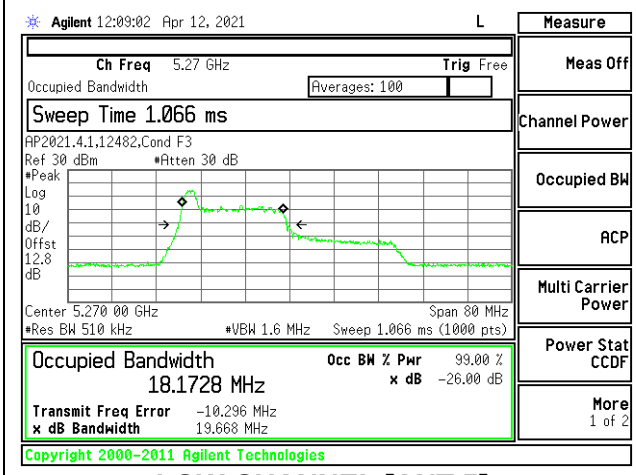

LOW CHANNEL [ANT 5]

2TX Antenna 6 + Antenna 5 OFDMA MODE: 26 Tones, RU Index 8

Channel	Frequency (MHz)	26dB Bandwidth Antenna 6 (MHz)	26dB Bandwidth Antenna 5 (MHz)	99% Bandwidth Antenna 6 (MHz)	99% Bandwidth Antenna 5 (MHz)
Low	5270	23.543	23.480	21.6872	21.5200
High	5310	23.926	23.212	21.9467	21.5970

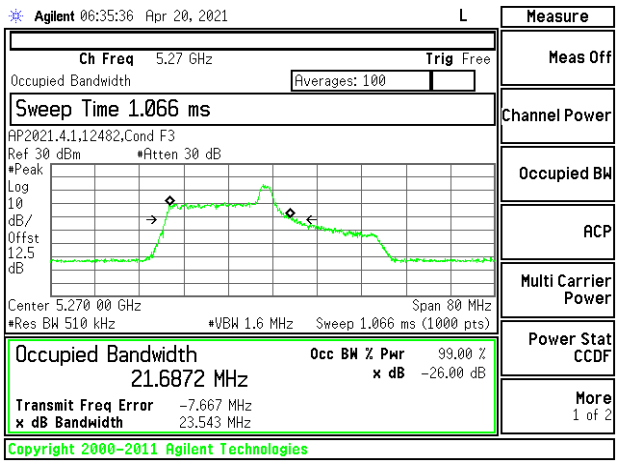

LOW CHANNEL [ANT 6]

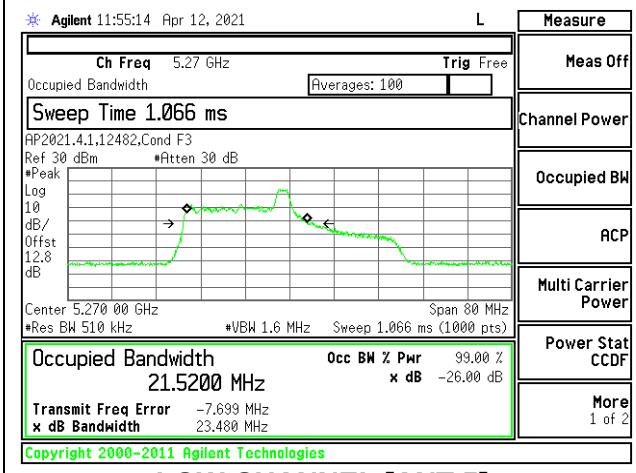

LOW CHANNEL [ANT 5]

UL VERIFICATION SERVICES INC.
47173 Benicia Street, Fremont, CA 94538; USA TEL:(510) 319-4000 FAX:(510) 661-0888

This report shall not be reproduced except in full, without the written approval of UL Verification Services Inc.

2TX Antenna 6 + Antenna 5 OFDMA MODE: 26 Tones, RU Index 17

Channel	Frequency (MHz)	26dB Bandwidth Antenna 6 (MHz)	26dB Bandwidth Antenna 5 (MHz)	99% Bandwidth Antenna 6 (MHz)	99% Bandwidth Antenna 5 (MHz)
Low	5270	21.275	19.415	19.1159	18.1515
High	5310	20.635	19.336	19.1105	18.0641

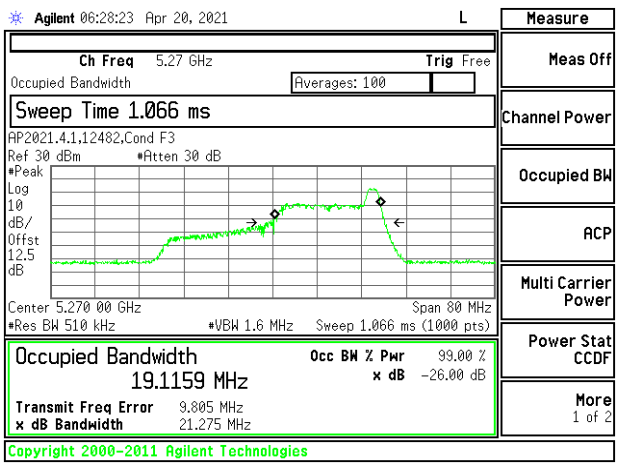

LOW CHANNEL [ANT 6]

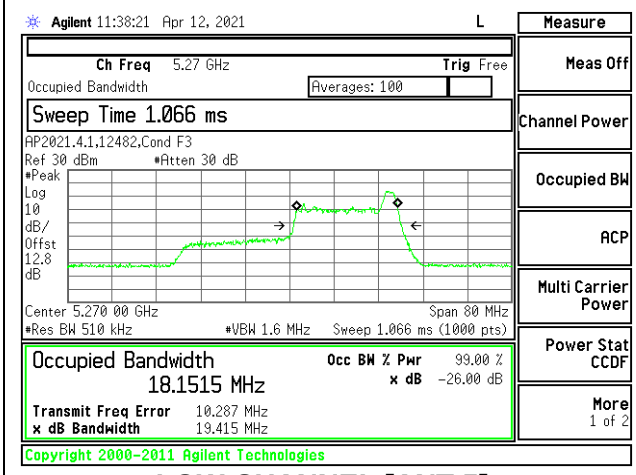

LOW CHANNEL [ANT 5]

2TX Antenna 6 + Antenna 5 OFDMA MODE: SU Mode

Channel	Frequency (MHz)	26dB Bandwidth Antenna 6 (MHz)	26dB Bandwidth Antenna 5 (MHz)	99% Bandwidth Antenna 6 (MHz)	99% Bandwidth Antenna 5 (MHz)
Low	5270	39.840	39.838	37.5912	37.5295
High	5310	39.909	39.765	37.5169	37.4820

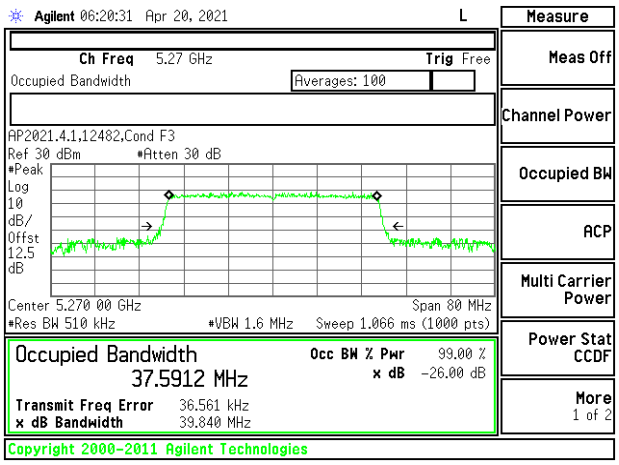

LOW CHANNEL [ANT 6]

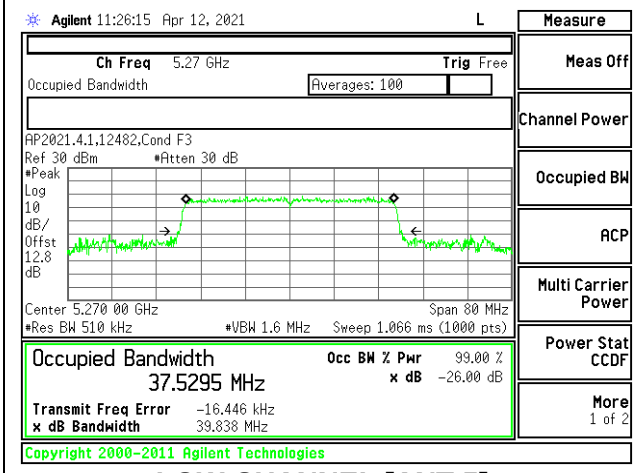

LOW CHANNEL [ANT 5]

UL VERIFICATION SERVICES INC.
47173 Benicia Street, Fremont, CA 94538; USA TEL:(510) 319-4000 FAX:(510) 661-0888

This report shall not be reproduced except in full, without the written approval of UL Verification Services Inc.

9.2.12. 802.11ax HE80 MODE IN THE 5.3 GHz BAND

1TX Antenna 6 MODE: 26 Tones, RU Index 0

Channel	Frequency (MHz)	26dB Bandwidth (MHz)	99% Bandwidth (MHz)
Mid	5290	19.54	18.137

MID CHANNEL

1TX Antenna 6 MODE: 26 Tones, RU Index 18

Channel	Frequency (MHz)	26dB Bandwidth (MHz)	99% Bandwidth (MHz)
Mid	5290	37.87	36.148

MID CHANNEL

UL VERIFICATION SERVICES INC.
47173 Benicia Street, Fremont, CA 94538; USA TEL:(510) 319-4000 FAX:(510) 661-0888

This report shall not be reproduced except in full, without the written approval of UL Verification Services Inc.

1TX Antenna 6 MODE: 26 Tones, RU Index 36

Channel	Frequency (MHz)	26dB Bandwidth (MHz)	99% Bandwidth (MHz)
Mid	5290	20.36	18.534

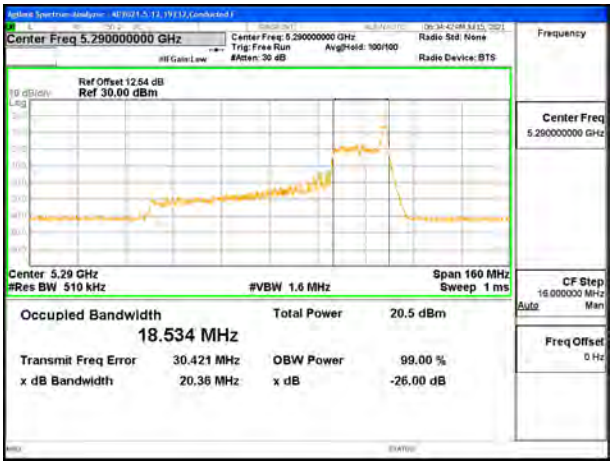

MID CHANNEL

1TX Antenna 6 MODE: SU Mode

Channel	Frequency (MHz)	26dB Bandwidth (MHz)	99% Bandwidth (MHz)
Mid	5290	81.04	76.969

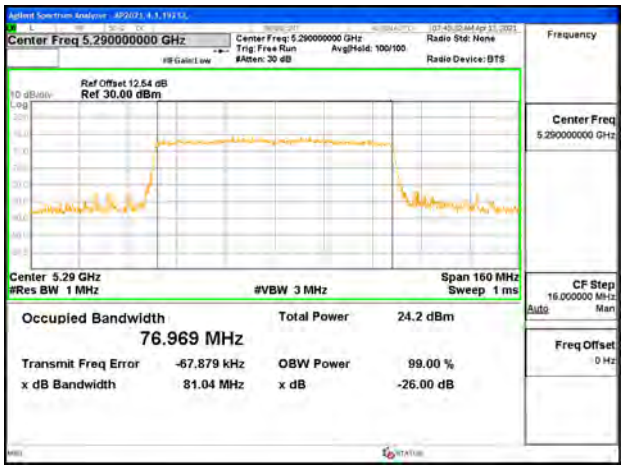

MID CHANNEL

UL VERIFICATION SERVICES INC.
47173 Benicia Street, Fremont, CA 94538; USA TEL:(510) 319-4000 FAX:(510) 661-0888

This report shall not be reproduced except in full, without the written approval of UL Verification Services Inc.

1TX Antenna 5 MODE: 26 Tones, RU Index 0

Channel	Frequency (MHz)	26dB Bandwidth (MHz)	99% Bandwidth (MHz)
Mid	5290	20.42	18.573

MID CHANNEL

1TX Antenna 5 MODE: 26 Tones, RU Index 18

Channel	Frequency (MHz)	26dB Bandwidth (MHz)	99% Bandwidth (MHz)
Mid	5290	38.44	36.124

MID CHANNEL

UL VERIFICATION SERVICES INC.
47173 Benicia Street, Fremont, CA 94538; USA TEL:(510) 319-4000 FAX:(510) 661-0888

This report shall not be reproduced except in full, without the written approval of UL Verification Services Inc.

1TX Antenna 5 MODE: 26 Tones, RU Index 36

Channel	Frequency (MHz)	26dB Bandwidth (MHz)	99% Bandwidth (MHz)
Mid	5290	21.91	19.160

MID CHANNEL

1TX Antenna 5 MODE: SU Mode

Channel	Frequency (MHz)	26dB Bandwidth (MHz)	99% Bandwidth (MHz)
Mid	5290	80.494	76.7245

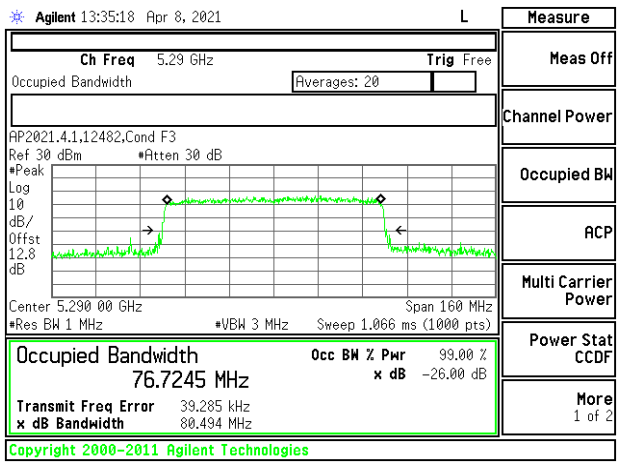

MID CHANNEL

UL VERIFICATION SERVICES INC.
47173 Benicia Street, Fremont, CA 94538; USA TEL:(510) 319-4000 FAX:(510) 661-0888

This report shall not be reproduced except in full, without the written approval of UL Verification Services Inc.

2TX Antenna 6 + Antenna 5 OFDMA MODE: 26 Tones, RU Index 0

Channel	Frequency (MHz)	26dB Bandwidth Antenna 6 (MHz)	26dB Bandwidth Antenna 5 (MHz)	99% Bandwidth Antenna 6 (MHz)	99% Bandwidth Antenna 5 (MHz)
Mid	5290	20.184	19.696	18.7427	18.3250

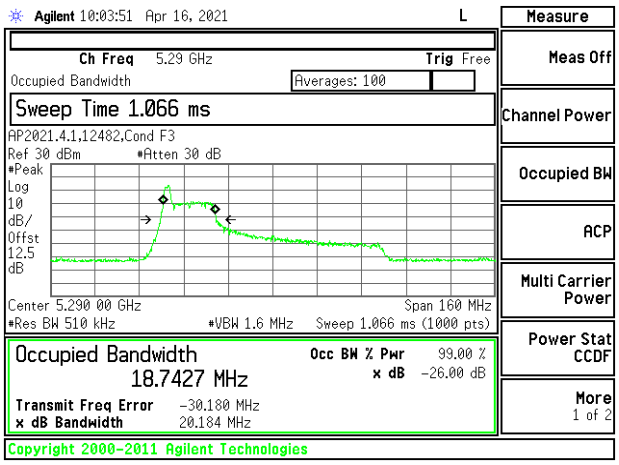

MID CHANNEL [ANT 6]

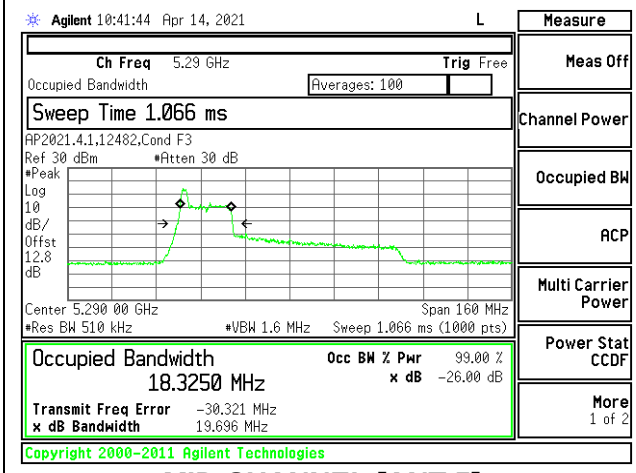

MID CHANNEL [ANT 5]

2TX Antenna 6 + Antenna 5 OFDMA MODE: 26 Tones, RU Index 18

Channel	Frequency (MHz)	26dB Bandwidth Antenna 6 (MHz)	26dB Bandwidth Antenna 5 (MHz)	99% Bandwidth Antenna 6 (MHz)	99% Bandwidth Antenna 5 (MHz)
Mid	5290	38.474	38.260	37.1164	36.3367

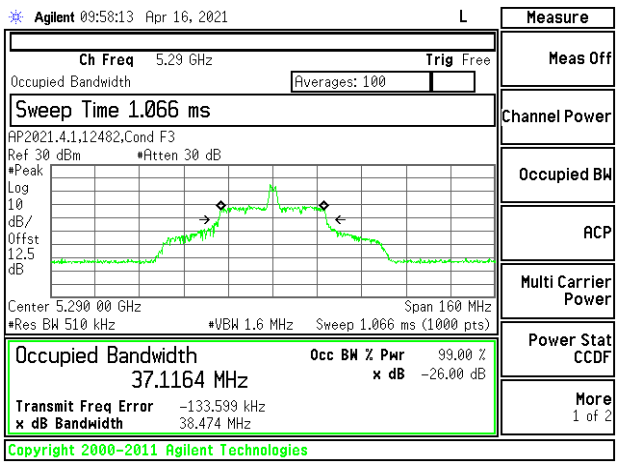

MID CHANNEL [ANT 6]

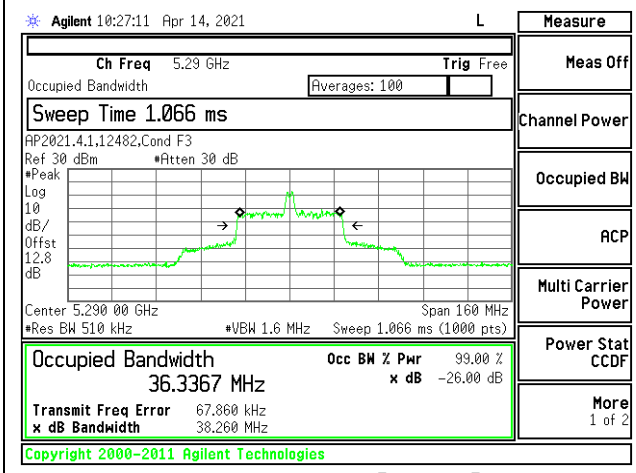

MID CHANNEL [ANT 5]

UL VERIFICATION SERVICES INC.
47173 Benicia Street, Fremont, CA 94538; USA TEL:(510) 319-4000 FAX:(510) 661-0888

This report shall not be reproduced except in full, without the written approval of UL Verification Services Inc.

2TX Antenna 6 + Antenna 5 OFDMA MODE: 26 Tones, RU Index 36

Channel	Frequency (MHz)	26dB Bandwidth Antenna 6 (MHz)	26dB Bandwidth Antenna 5 (MHz)	99% Bandwidth Antenna 6 (MHz)	99% Bandwidth Antenna 5 (MHz)
Mid	5290	23.460	19.784	23.7963	18.3903

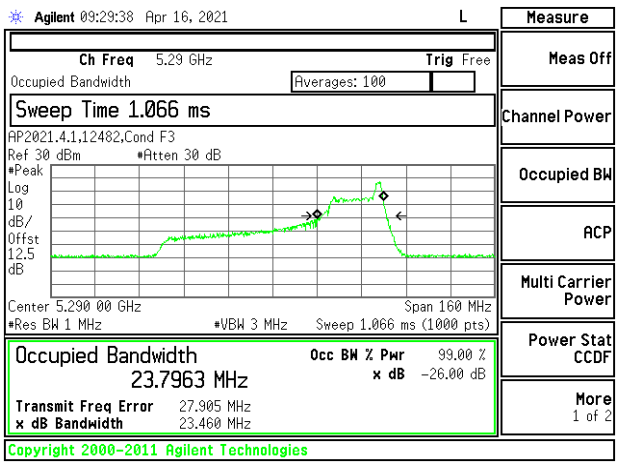

MID CHANNEL [ANT 6]

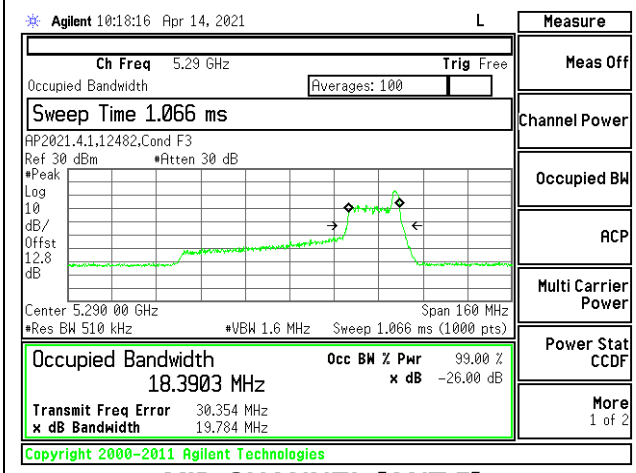

MID CHANNEL [ANT 5]

2TX Antenna 6 + Antenna 5 OFDMA MODE: SU Mode

Channel	Frequency (MHz)	26dB Bandwidth Antenna 6 (MHz)	26dB Bandwidth Antenna 5 (MHz)	99% Bandwidth Antenna 6 (MHz)	99% Bandwidth Antenna 5 (MHz)
Mid	5290	81.120	80.750	76.7298	76.7082

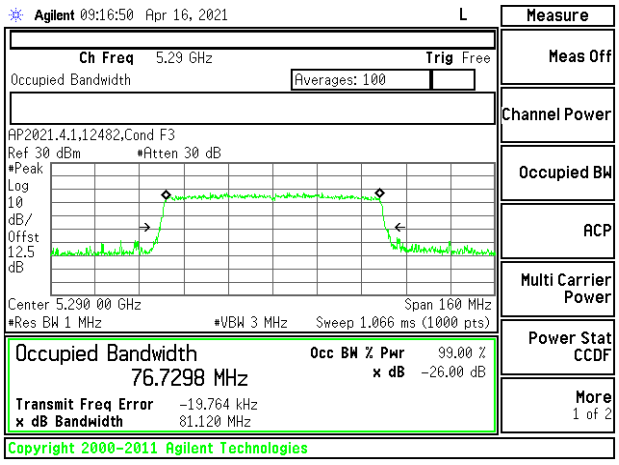

MID CHANNEL [ANT 6]

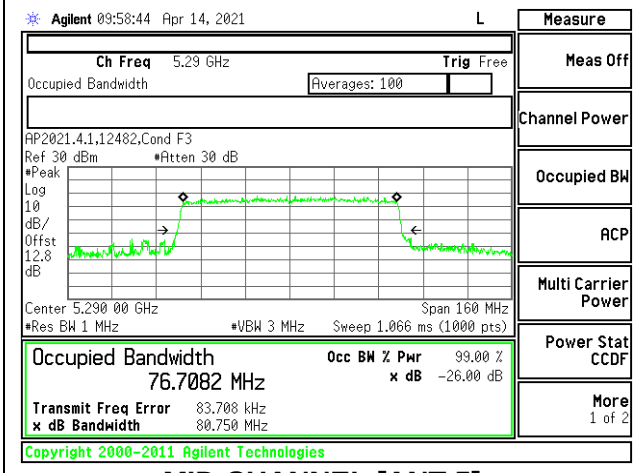

MID CHANNEL [ANT 5]

UL VERIFICATION SERVICES INC.
47173 Benicia Street, Fremont, CA 94538; USA TEL:(510) 319-4000 FAX:(510) 661-0888

This report shall not be reproduced except in full, without the written approval of UL Verification Services Inc.

9.2.13. 802.11n HT20 MODE IN THE 5.6 GHz BAND

1TX Antenna 6 MODE

Channel	Frequency (MHz)	26dB Bandwidth (MHz)	99% Bandwidth (MHz)
Low	5500	21.38	17.848
Mid	5580	21.35	17.918
High	5700	21.41	17.921
144	5720	21.43	17.938

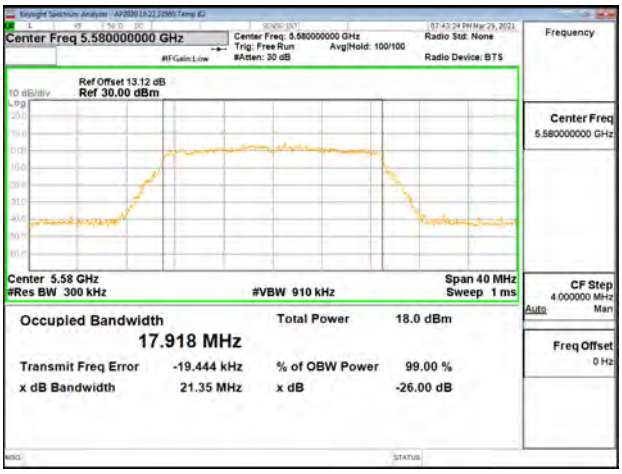

MID CHANNEL

UL VERIFICATION SERVICES INC.
47173 Benicia Street, Fremont, CA 94538; USA TEL:(510) 319-4000 FAX:(510) 661-0888

This report shall not be reproduced except in full, without the written approval of UL Verification Services Inc.

1TX Antenna 5 MODE

Channel	Frequency (MHz)	26dB Bandwidth (MHz)	99% Bandwidth (MHz)
Low	5500	21.44	17.934
Mid	5580	21.62	17.931
High	5700	21.22	17.803
144	5720	20.97	17.855

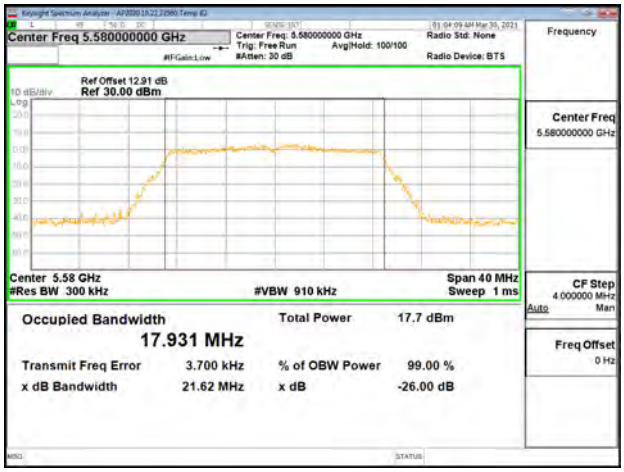

MID CHANNEL

UL VERIFICATION SERVICES INC.
47173 Benicia Street, Fremont, CA 94538; USA TEL:(510) 319-4000 FAX:(510) 661-0888

This report shall not be reproduced except in full, without the written approval of UL Verification Services Inc.

2TX Antenna 6 + Antenna 5 CDD MODE

Channel	Frequency (MHz)	26dB Bandwidth Antenna 6 (MHz)	26dB Bandwidth Antenna 5 (MHz)	99% Bandwidth Antenna 6 (MHz)	99% Bandwidth Antenna 5 (MHz)
Low	5500	21.457	21.208	17.7896	17.7692
Mid	5580	21.333	21.198	17.8005	17.7815
High	5700	21.257	20.944	17.8599	17.7946
144	5720	21.350	21.300	17.8640	17.8240

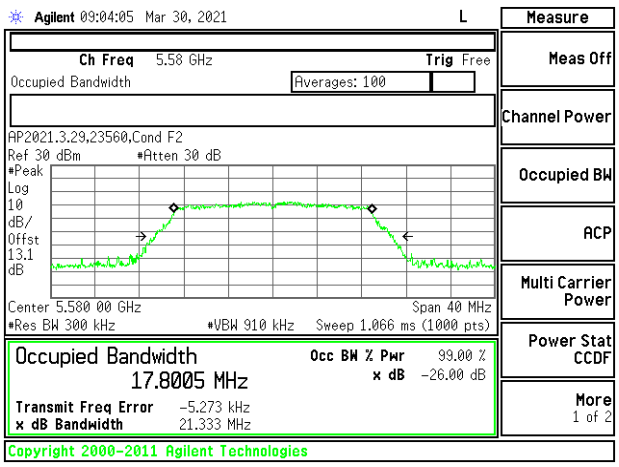

MID CHANNEL [ANT 6]

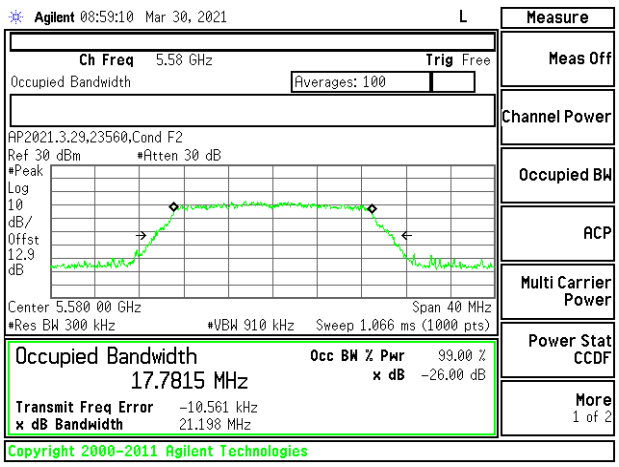

MID CHANNEL [ANT 5]

UL VERIFICATION SERVICES INC.
47173 Benicia Street, Fremont, CA 94538; USA TEL:(510) 319-4000 FAX:(510) 661-0888

This report shall not be reproduced except in full, without the written approval of UL Verification Services Inc.

9.2.14. 802.11n HT40 MODE IN THE 5.6 GHz BAND

1TX Antenna 6 MODE

Channel	Frequency (MHz)	26dB Bandwidth (MHz)	99% Bandwidth (MHz)
Low	5510	39.80	36.190
Mid	5550	39.27	36.124
High	5670	39.26	36.203
142	5710	40.11	36.193

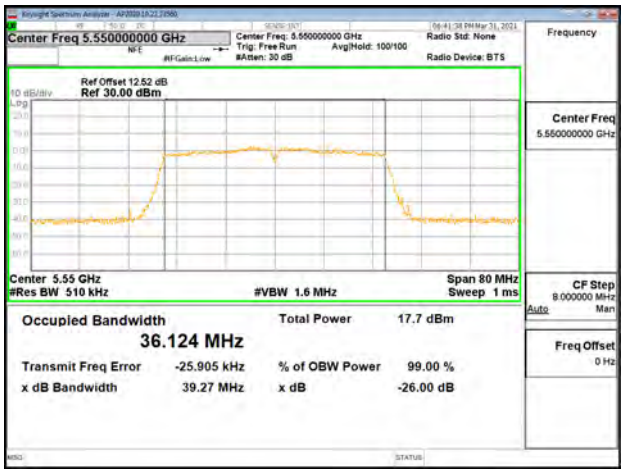

MID CHANNEL

UL VERIFICATION SERVICES INC.
47173 Benicia Street, Fremont, CA 94538; USA TEL:(510) 319-4000 FAX:(510) 661-0888

This report shall not be reproduced except in full, without the written approval of UL Verification Services Inc.

1TX Antenna 5 MODE

Channel	Frequency (MHz)	26dB Bandwidth (MHz)	99% Bandwidth (MHz)
Low	5510	39.87	36.131
Mid	5550	39.72	36.112
High	5670	39.62	36.221
142	5710	44.84	36.365

MID CHANNEL

UL VERIFICATION SERVICES INC.
47173 Benicia Street, Fremont, CA 94538; USA TEL:(510) 319-4000 FAX:(510) 661-0888

This report shall not be reproduced except in full, without the written approval of UL Verification Services Inc.

2TX Antenna 6 + Antenna 5 CDD MODE

Channel	Frequency (MHz)	26dB Bandwidth Antenna 6 (MHz)	26dB Bandwidth Antenna 5 (MHz)	99% Bandwidth Antenna 6 (MHz)	99% Bandwidth Antenna 5 (MHz)
Low	5510	39.63	39.29	36.108	36.100
Mid	5550	39.51	39.17	36.220	36.073
High	5670	39.38	39.40	36.163	36.097
144	5710	39.76	39.46	36.189	36.166

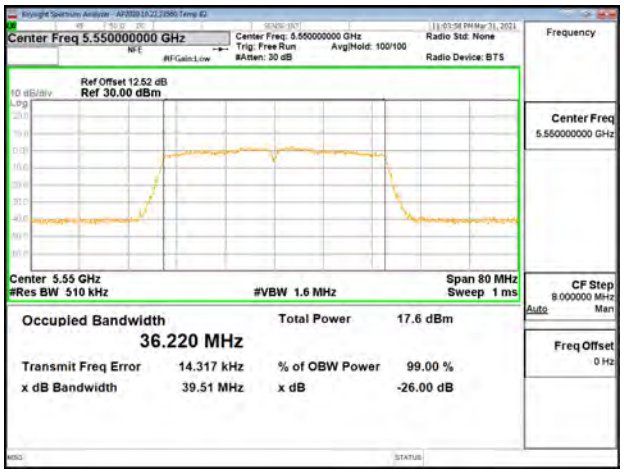

MID CHANNEL [ANT 6]

MID CHANNEL [ANT 5]

UL VERIFICATION SERVICES INC.
47173 Benicia Street, Fremont, CA 94538; USA TEL:(510) 319-4000 FAX:(510) 661-0888

This report shall not be reproduced except in full, without the written approval of UL Verification Services Inc.

9.2.15. 802.11ac VHT80 MODE IN THE 5.6 GHz BAND

1TX Antenna 6 MODE

Channel	Frequency (MHz)	26dB Bandwidth (MHz)	99% Bandwidth (MHz)
Low	5530	80.97	75.365
High	5610	81.15	75.430
138	5690	81.18	75.280

LOW CHANNEL

1TX Antenna 5 MODE

Channel	Frequency (MHz)	26dB Bandwidth (MHz)	99% Bandwidth (MHz)
Low	5530	81.15	75.303
High	5610	80.40	75.310
138	5690	81.21	75.400

LOW CHANNEL

UL VERIFICATION SERVICES INC.
47173 Benicia Street, Fremont, CA 94538; USA TEL:(510) 319-4000 FAX:(510) 661-0888

This report shall not be reproduced except in full, without the written approval of UL Verification Services Inc.

2TX Antenna 6 + Antenna 5 CDD MODE

Channel	Frequency (MHz)	26dB Bandwidth Antenna 6 (MHz)	26dB Bandwidth Antenna 5 (MHz)	99% Bandwidth Antenna 6 (MHz)	99% Bandwidth Antenna 5 (MHz)
Low	5530	80.66	80.60	75.259	75.363
High	5610	81.08	80.52	75.356	75.317
138	5690	80.80	80.44	75.378	75.335

LOW CHANNEL [ANT 6]

LOW CHANNEL [ANT 5]

UL VERIFICATION SERVICES INC.
47173 Benicia Street, Fremont, CA 94538; USA TEL:(510) 319-4000 FAX:(510) 661-0888

This report shall not be reproduced except in full, without the written approval of UL Verification Services Inc.

9.2.16. 802.11ax HE20 MODE IN THE 5.6 GHz BAND

1TX Antenna 6 MODE: 26 Tones, RU Index 0

Channel	Frequency (MHz)	26dB Bandwidth (MHz)	99% Bandwidth (MHz)
Low	5500	20.41	18.476
Mid	5580	20.21	18.445
High	5700	20.43	18.561
144	5720	19.97	18.506

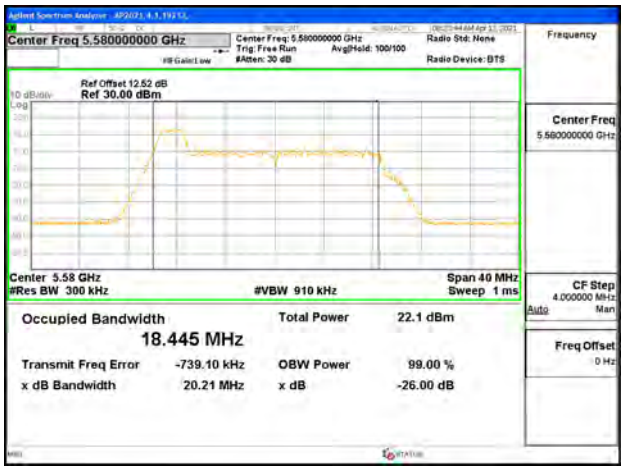

MID CHANNEL

UL VERIFICATION SERVICES INC.
47173 Benicia Street, Fremont, CA 94538; USA TEL:(510) 319-4000 FAX:(510) 661-0888

This report shall not be reproduced except in full, without the written approval of UL Verification Services Inc.

1TX Antenna 6 MODE: 26 Tones, RU Index 4

Channel	Frequency (MHz)	26dB Bandwidth (MHz)	99% Bandwidth (MHz)
Low	5500	19.35	17.247
Mid	5580	19.26	17.230
High	5700	19.23	17.217
144	5720	19.46	17.256

MID CHANNEL

UL VERIFICATION SERVICES INC.
47173 Benicia Street, Fremont, CA 94538; USA TEL:(510) 319-4000 FAX:(510) 661-0888

This report shall not be reproduced except in full, without the written approval of UL Verification Services Inc.

1TX Antenna 6 MODE: 26 Tones, RU Index 8

Channel	Frequency (MHz)	26dB Bandwidth (MHz)	99% Bandwidth (MHz)
Low	5500	18.67	18.672
Mid	5580	20.66	18.614
High	5700	20.91	18.713
144	5720	20.98	18.734

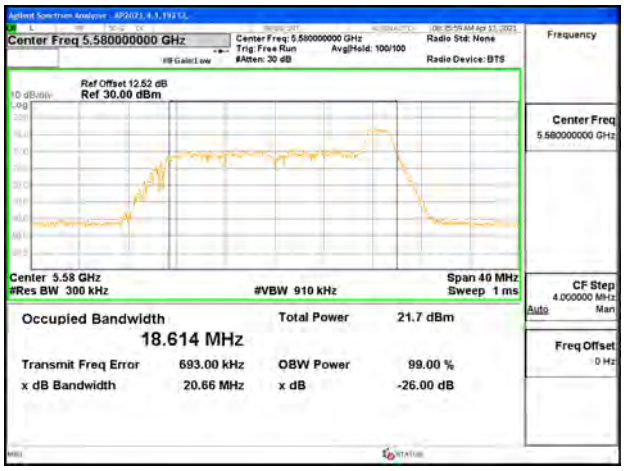

MID CHANNEL

UL VERIFICATION SERVICES INC.
47173 Benicia Street, Fremont, CA 94538; USA TEL:(510) 319-4000 FAX:(510) 661-0888

This report shall not be reproduced except in full, without the written approval of UL Verification Services Inc.

1TX Antenna 6 MODE: SU Mode

Channel	Frequency (MHz)	26dB Bandwidth (MHz)	99% Bandwidth (MHz)
Low	5500	21.86	19.211
Mid	5580	21.26	19.056
High	5700	21.45	19.016
144	5720	21.55	19.061

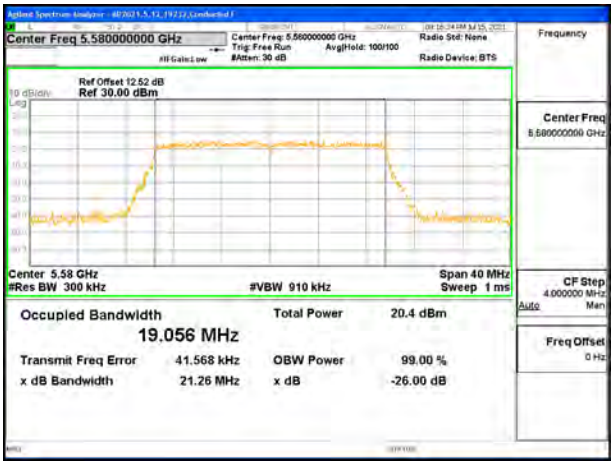

MID CHANNEL

UL VERIFICATION SERVICES INC.
47173 Benicia Street, Fremont, CA 94538; USA TEL:(510) 319-4000 FAX:(510) 661-0888

This report shall not be reproduced except in full, without the written approval of UL Verification Services Inc.

1TX Antenna 5 MODE: 26 Tones, RU Index 0

Channel	Frequency (MHz)	26dB Bandwidth (MHz)	99% Bandwidth (MHz)
Low	5500	20.368	18.3593
Mid	5580	20.289	18.4907
High	5700	20.354	18.5846
144	5720	20.11	18.428

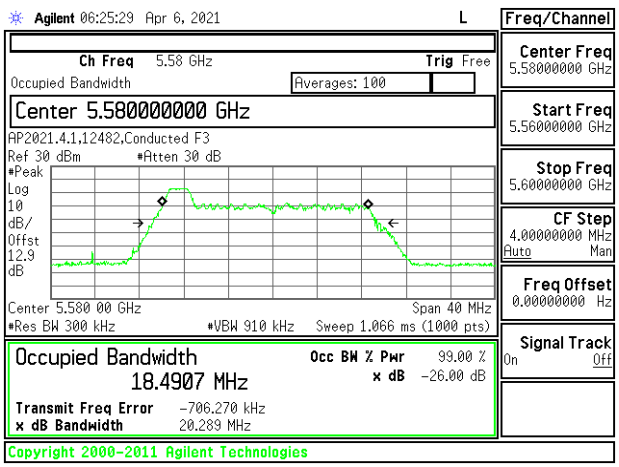

MID CHANNEL

1TX Antenna 5 MODE: 26 Tones, RU Index 4

Channel	Frequency (MHz)	26dB Bandwidth (MHz)	99% Bandwidth (MHz)
Low	5500	19.593	17.3749
Mid	5580	19.446	17.2762
High	5700	19.606	17.3321
144	5720	19.22	17.338

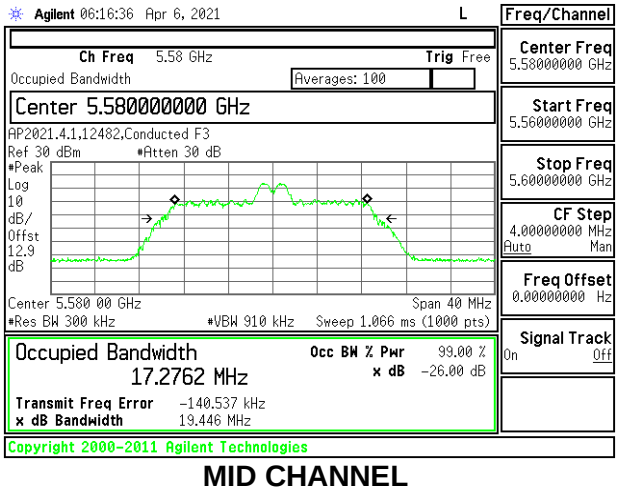

MID CHANNEL

UL VERIFICATION SERVICES INC.
47173 Benicia Street, Fremont, CA 94538; USA TEL:(510) 319-4000 FAX:(510) 661-0888

This report shall not be reproduced except in full, without the written approval of UL Verification Services Inc.

1TX Antenna 5 MODE: 26 Tones, RU Index 8

Channel	Frequency (MHz)	26dB Bandwidth (MHz)	99% Bandwidth (MHz)
Low	5500	20.791	18.7706
Mid	5580	20.959	18.8669
High	5700	20.870	18.7332
144	5720	20.83	18.691

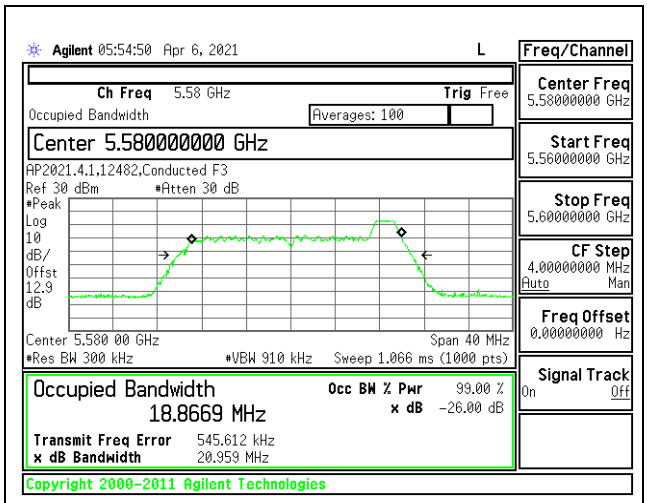

MID CHANNEL

1TX Antenna 5 MODE: SU Mode

Channel	Frequency (MHz)	26dB Bandwidth (MHz)	99% Bandwidth (MHz)
Low	5500	21.752	19.0846
Mid	5580	21.671	19.0477
High	5700	21.716	19.0007
144	5720	21.400	19.0960

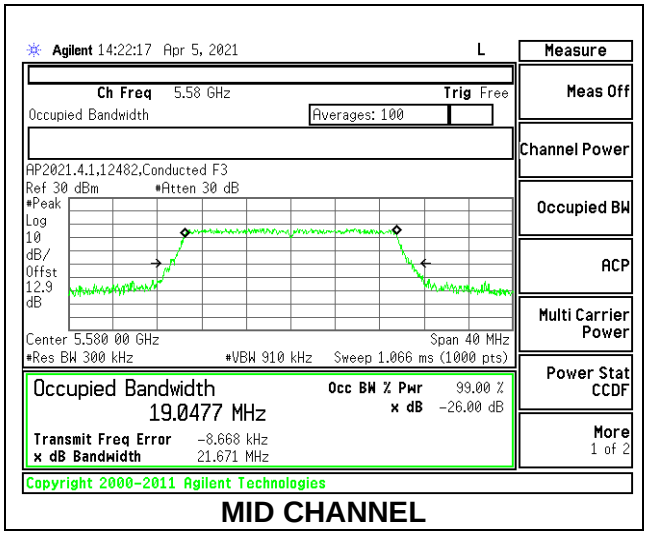

MID CHANNEL

UL VERIFICATION SERVICES INC.
47173 Benicia Street, Fremont, CA 94538; USA TEL:(510) 319-4000 FAX:(510) 661-0888

This report shall not be reproduced except in full, without the written approval of UL Verification Services Inc.

2TX Antenna 6 + Antenna 5 OFDMA MODE: 26 Tones, RU Index 0

Channel	Frequency (MHz)	26dB Bandwidth Antenna 6 (MHz)	26dB Bandwidth Antenna 5 (MHz)	99% Bandwidth Antenna 6 (MHz)	99% Bandwidth Antenna 5 (MHz)
Low	5500	20.293	19.885	18.5080	18.3666
Mid	5580	20.347	19.787	18.4999	18.3363
High	5700	20.429	19.888	18.5993	18.3758
144	5720	20.25	19.79	18.468	18.434

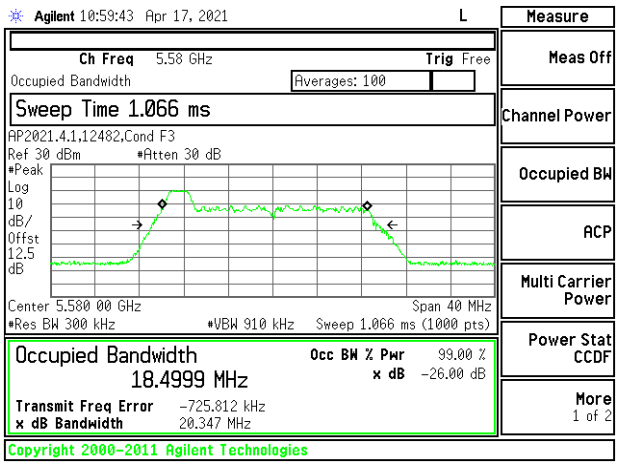

MID CHANNEL [ANT 6]

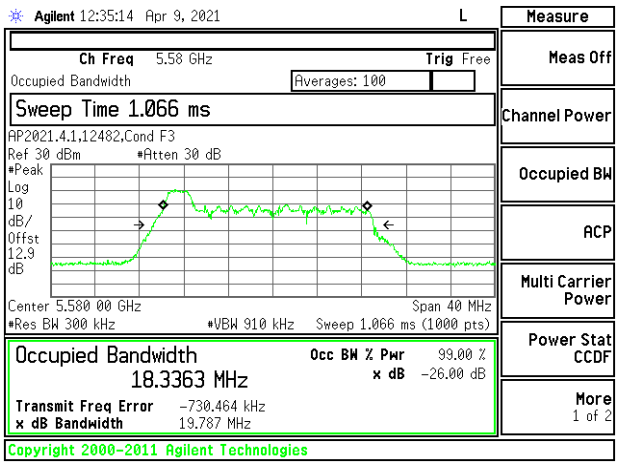

MID CHANNEL [ANT 5]

UL VERIFICATION SERVICES INC.
47173 Benicia Street, Fremont, CA 94538; USA TEL:(510) 319-4000 FAX:(510) 661-0888

This report shall not be reproduced except in full, without the written approval of UL Verification Services Inc.

2TX Antenna 6 + Antenna 5 OFDMA MODE: 26 Tones, RU Index 4

Channel	Frequency (MHz)	26dB Bandwidth Antenna 6 (MHz)	26dB Bandwidth Antenna 5 (MHz)	99% Bandwidth Antenna 6 (MHz)	99% Bandwidth Antenna 5 (MHz)
Low	5500	19.445	18.247	17.2548	16.9564
Mid	5580	19.622	18.392	17.3390	16.8068
High	5700	19.508	18.183	17.2822	16.8694
144	5720	19.51	18.26	17.339	16.932

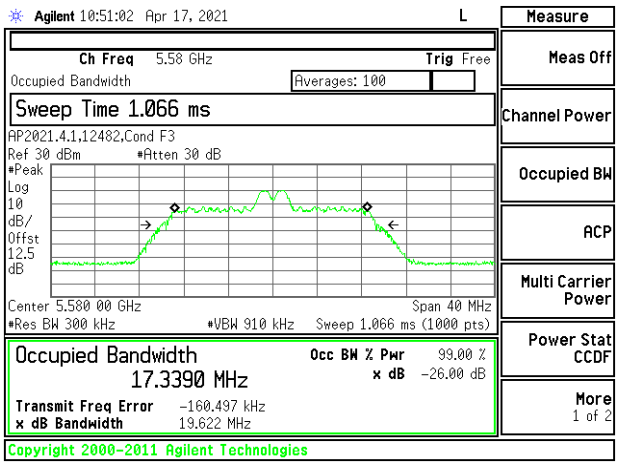

MID CHANNEL [ANT 6]

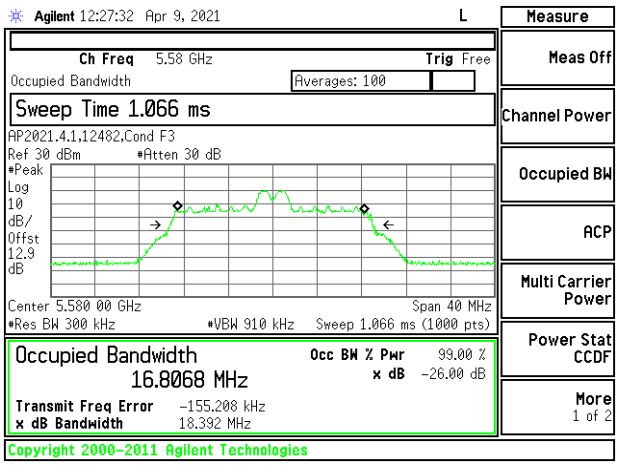

MID CHANNEL [ANT 5]

UL VERIFICATION SERVICES INC.
47173 Benicia Street, Fremont, CA 94538; USA TEL:(510) 319-4000 FAX:(510) 661-0888

This report shall not be reproduced except in full, without the written approval of UL Verification Services Inc.

2TX Antenna 6 + Antenna 5 OFDMA MODE: 26 Tones, RU Index 8

Channel	Frequency (MHz)	26dB Bandwidth Antenna 6 (MHz)	26dB Bandwidth Antenna 5 (MHz)	99% Bandwidth Antenna 6 (MHz)	99% Bandwidth Antenna 5 (MHz)
Low	5500	20.865	20.012	18.9112	18.4763
Mid	5580	20.956	20.010	18.6798	18.4576
High	5700	20.918	20.039	18.6925	18.4618
144	5720	20.67	19.99	18.745	18.487

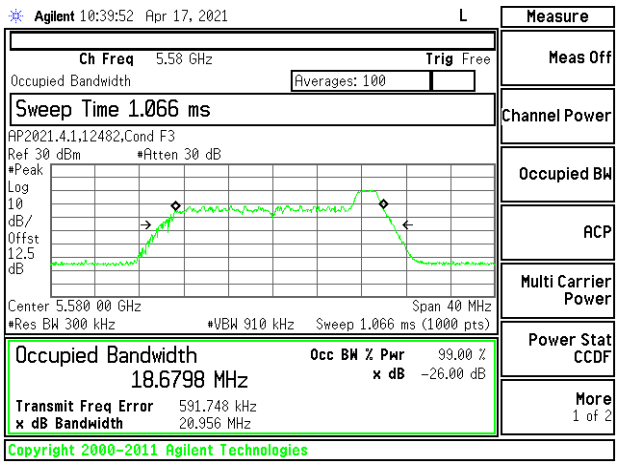

MID CHANNEL [ANT 6]

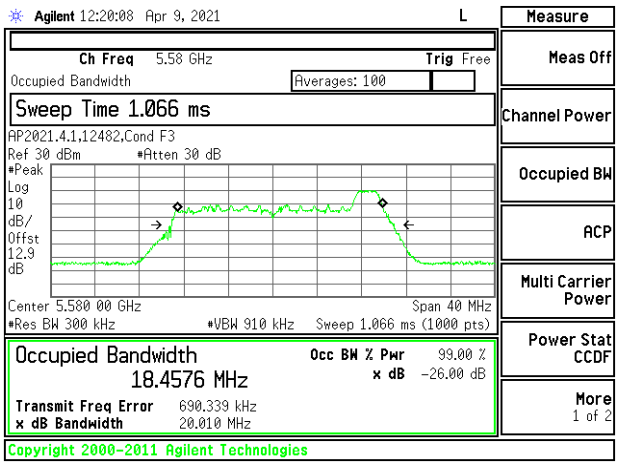

MID CHANNEL [ANT 5]

UL VERIFICATION SERVICES INC.
47173 Benicia Street, Fremont, CA 94538; USA TEL:(510) 319-4000 FAX:(510) 661-0888

This report shall not be reproduced except in full, without the written approval of UL Verification Services Inc.

2TX Antenna 6 + Antenna 5 OFDMA MODE: SU Mode

Channel	Frequency (MHz)	26dB Bandwidth Antenna 6 (MHz)	26dB Bandwidth Antenna 5 (MHz)	99% Bandwidth Antenna 6 (MHz)	99% Bandwidth Antenna 5 (MHz)
Low	5500	21.415	21.208	19.0593	19.0235
Mid	5580	21.544	21.265	19.0254	18.9777
High	5700	21.404	21.309	19.6100	18.9768
144	5720	21.480	21.140	19.0800	19.0240

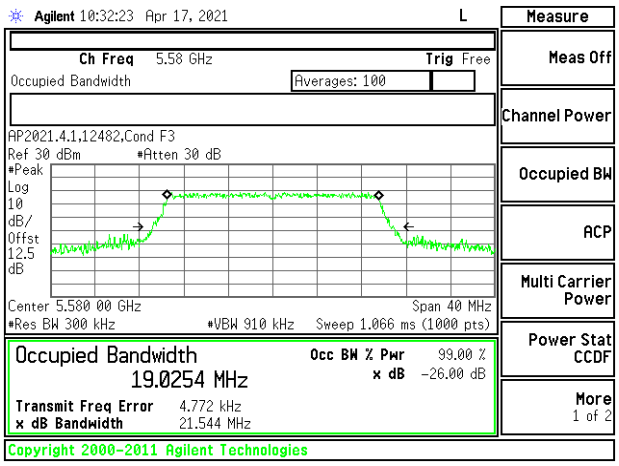

MID CHANNEL [ANT 6]

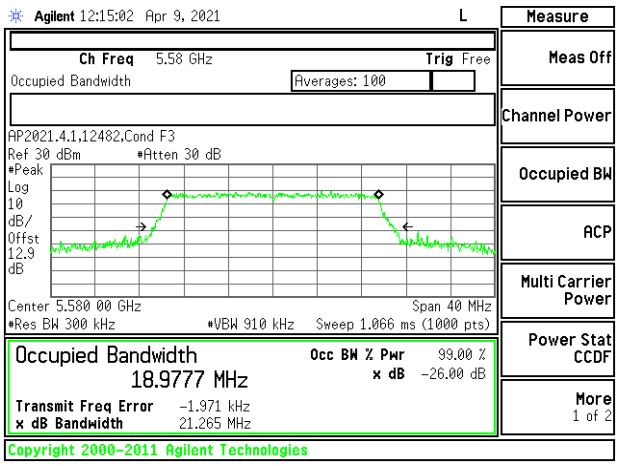

MID CHANNEL [ANT 5]

UL VERIFICATION SERVICES INC.
47173 Benicia Street, Fremont, CA 94538; USA TEL:(510) 319-4000 FAX:(510) 661-0888

This report shall not be reproduced except in full, without the written approval of UL Verification Services Inc.

9.2.17. 802.11ax HE40 MODE IN THE 5.6 GHz BAND

1TX Antenna 6 MODE: 26 Tones, RU Index 0

Channel	Frequency (MHz)	26dB Bandwidth (MHz)	99% Bandwidth (MHz)
Low	5510	20.837	18.6728
Mid	5550	19.272	18.3200
High	5670	20.114	18.6198
142	5710	21.010	18.4580

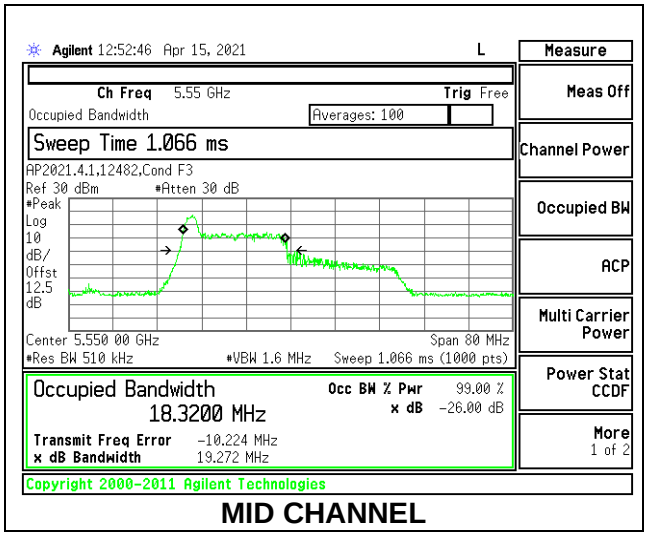

MID CHANNEL

UL VERIFICATION SERVICES INC.
47173 Benicia Street, Fremont, CA 94538; USA TEL:(510) 319-4000 FAX:(510) 661-0888

This report shall not be reproduced except in full, without the written approval of UL Verification Services Inc.

1TX Antenna 6 MODE: 26 Tones, RU Index 8

Channel	Frequency (MHz)	26dB Bandwidth (MHz)	99% Bandwidth (MHz)
Low	5510	23.295	21.9396
Mid	5550	23.622	22.0012
High	5670	23.968	21.9244
142	5710	24.310	21.7510

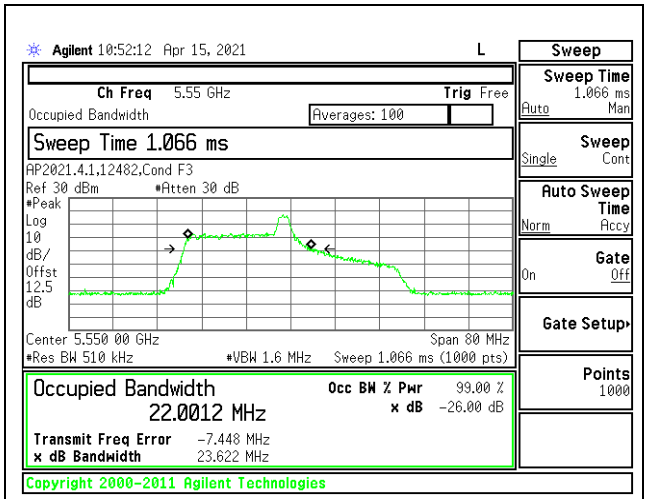

MID CHANNEL

UL VERIFICATION SERVICES INC.
47173 Benicia Street, Fremont, CA 94538; USA TEL:(510) 319-4000 FAX:(510) 661-0888

This report shall not be reproduced except in full, without the written approval of UL Verification Services Inc.

1TX Antenna 6 MODE: 26 Tones, RU Index 17

Channel	Frequency (MHz)	26dB Bandwidth (MHz)	99% Bandwidth (MHz)
Low	5510	20.745	19.1523
Mid	5550	20.469	18.8137
High	5670	20.354	18.8298
142	5710	19.720	18.4800

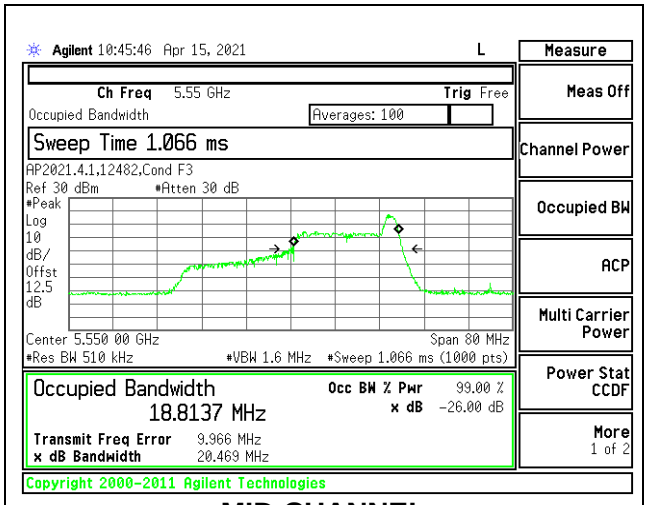

MID CHANNEL

UL VERIFICATION SERVICES INC.
47173 Benicia Street, Fremont, CA 94538; USA TEL:(510) 319-4000 FAX:(510) 661-0888

This report shall not be reproduced except in full, without the written approval of UL Verification Services Inc.

1TX Antenna 6 MODE: SU Mode

Channel	Frequency (MHz)	26dB Bandwidth (MHz)	99% Bandwidth (MHz)
Low	5510	40.019	37.5745
Mid	5550	39.931	37.5034
High	5670	39.829	37.5139
142	5710	67.320	37.7540

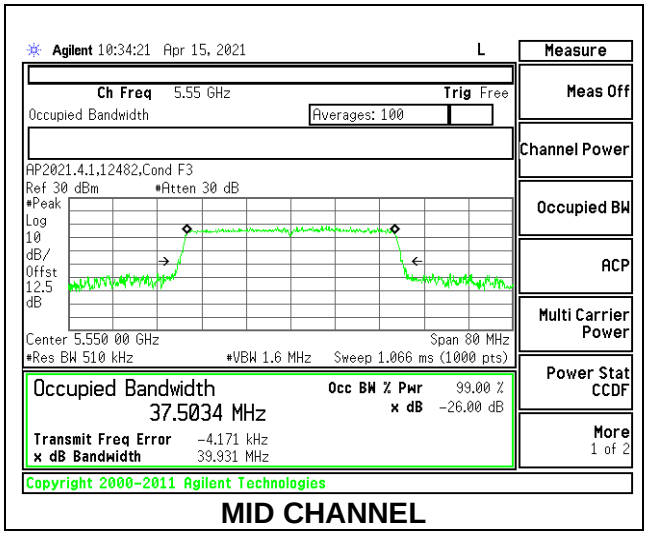

MID CHANNEL

1TX Antenna 5 MODE: 26 Tones, RU Index 0

Channel	Frequency (MHz)	26dB Bandwidth (MHz)	99% Bandwidth (MHz)
Low	5510	20.324	18.7300
Mid	5550	20.189	18.6394
High	5670	20.354	18.6640
142	5710	20.540	18.4860

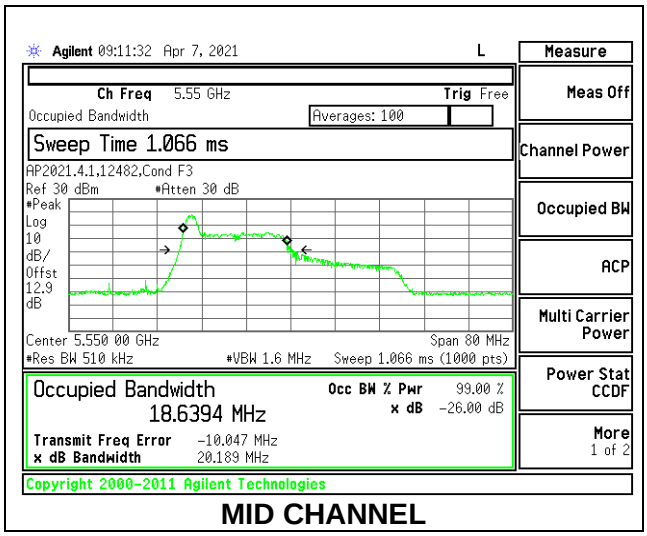

MID CHANNEL

UL VERIFICATION SERVICES INC.
47173 Benicia Street, Fremont, CA 94538; USA TEL:(510) 319-4000 FAX:(510) 661-0888

This report shall not be reproduced except in full, without the written approval of UL Verification Services Inc.

1TX Antenna 5 MODE: 26 Tones, RU Index 8

Channel	Frequency (MHz)	26dB Bandwidth (MHz)	99% Bandwidth (MHz)
Low	5510	23.086	21.9644
Mid	5550	22.970	22.2205
High	5670	23.686	22.3747
142	5710	24.560	22.1113

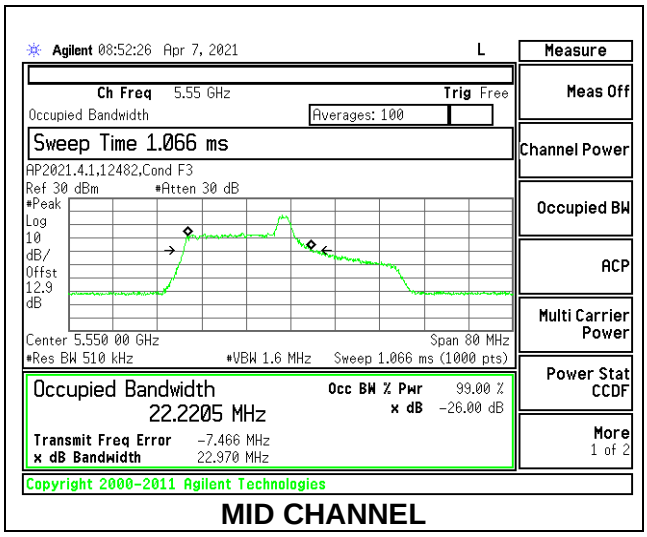

MID CHANNEL

1TX Antenna 5 MODE: 26 Tones, RU Index 17

Channel	Frequency (MHz)	26dB Bandwidth (MHz)	99% Bandwidth (MHz)
Low	5510	20.649	19.0061
Mid	5550	20.142	19.0002
High	5670	20.675	19.4348
142	5710	20.557	19.0860

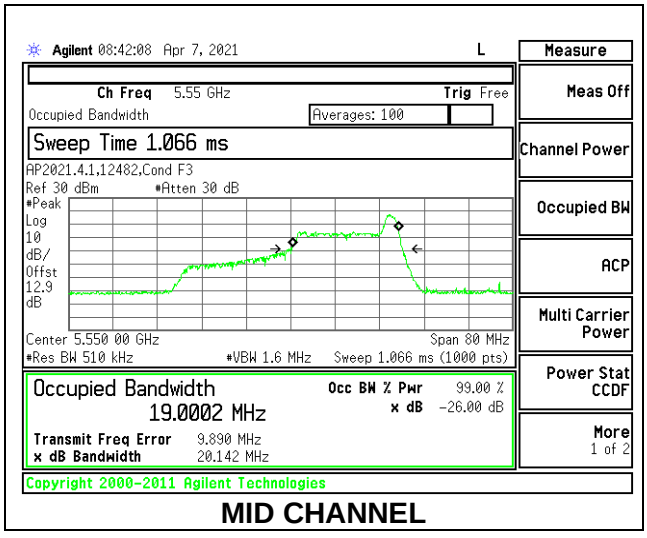

MID CHANNEL

UL VERIFICATION SERVICES INC.
47173 Benicia Street, Fremont, CA 94538; USA TEL:(510) 319-4000 FAX:(510) 661-0888

This report shall not be reproduced except in full, without the written approval of UL Verification Services Inc.

1TX Antenna 5 MODE: SU Mode

Channel	Frequency (MHz)	26dB Bandwidth (MHz)	99% Bandwidth (MHz)
Low	5510	39.954	37.5004
Mid	5550	39.904	37.5007
High	5670	40.223	37.4781
142	5710	40.000	37.5917

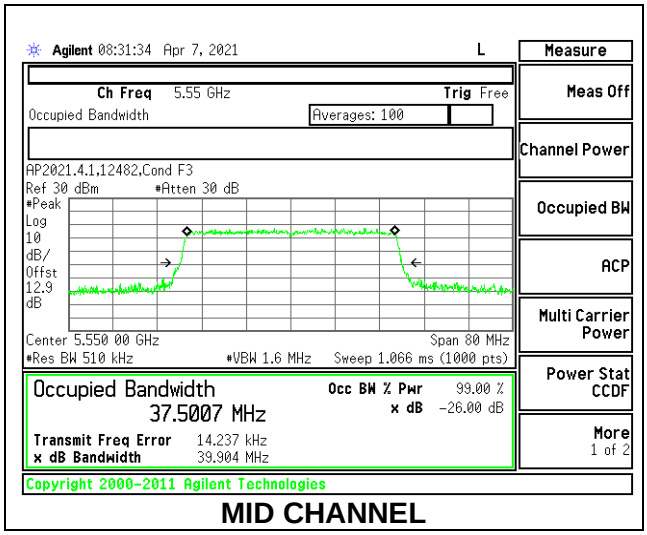

MID CHANNEL

UL VERIFICATION SERVICES INC.
47173 Benicia Street, Fremont, CA 94538; USA TEL:(510) 319-4000 FAX:(510) 661-0888

This report shall not be reproduced except in full, without the written approval of UL Verification Services Inc.

2TX Antenna 6 + Antenna 5 OFDMA MODE: 26 Tones, RU Index 0

Channel	Frequency (MHz)	26dB Bandwidth Antenna 6 (MHz)	26dB Bandwidth Antenna 5 (MHz)	99% Bandwidth Antenna 6 (MHz)	99% Bandwidth Antenna 5 (MHz)
Low	5510	20.368	19.262	18.3653	18.0817
Mid	5550	20.222	19.420	18.9266	17.9994
High	5670	20.430	19.605	18.6685	18.0873
144	5710	20.460	19.490	18.4800	18.1150

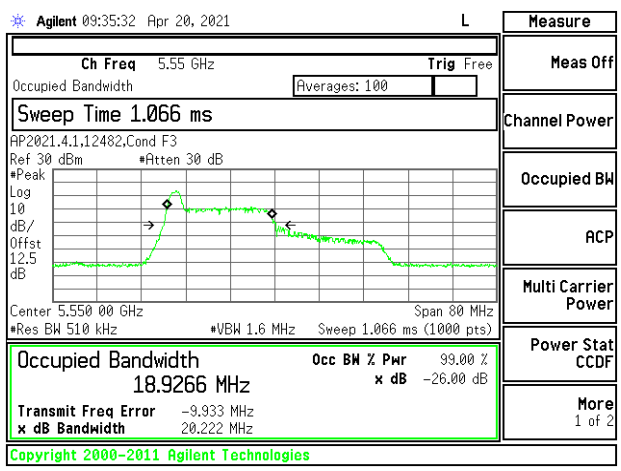

MID CHANNEL [ANT 6]

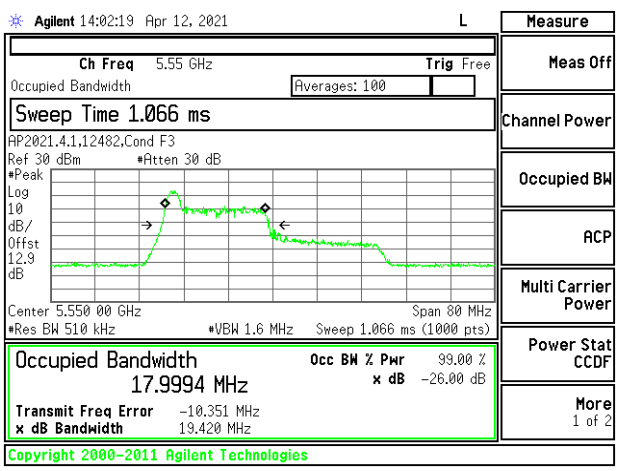

MID CHANNEL [ANT 5]

UL VERIFICATION SERVICES INC.
47173 Benicia Street, Fremont, CA 94538; USA TEL:(510) 319-4000 FAX:(510) 661-0888

This report shall not be reproduced except in full, without the written approval of UL Verification Services Inc.

2TX Antenna 6 + Antenna 5 OFDMA MODE: 26 Tones, RU Index 8

Channel	Frequency (MHz)	26dB Bandwidth Antenna 6 (MHz)	26dB Bandwidth Antenna 5 (MHz)	99% Bandwidth Antenna 6 (MHz)	99% Bandwidth Antenna 5 (MHz)
Low	5510	24.633	23.590	22.9228	21.3458
Mid	5550	24.295	23.764	22.3099	21.7703
High	5670	22.636	23.335	22.2138	21.5047
144	5710	23.390	22.680	21.6390	21.5080

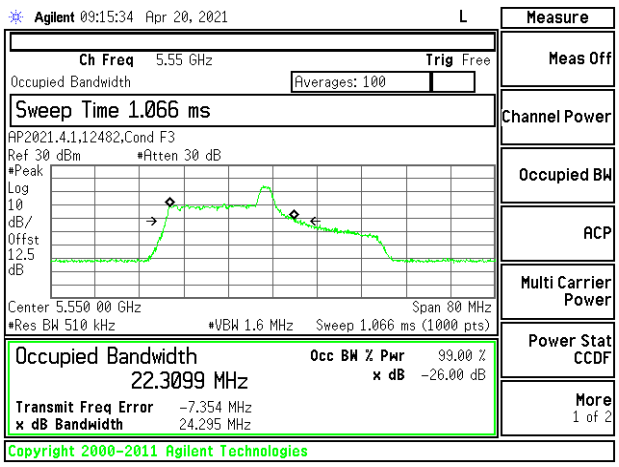

MID CHANNEL [ANT 6]

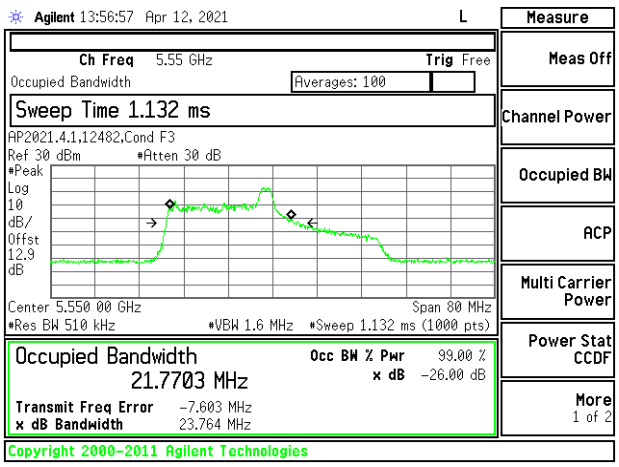

MID CHANNEL [ANT 5]

UL VERIFICATION SERVICES INC.
47173 Benicia Street, Fremont, CA 94538; USA TEL:(510) 319-4000 FAX:(510) 661-0888

This report shall not be reproduced except in full, without the written approval of UL Verification Services Inc.

2TX Antenna 6 + Antenna 5 OFDMA MODE: 26 Tones, RU Index 17

Channel	Frequency (MHz)	26dB Bandwidth Antenna 6 (MHz)	26dB Bandwidth Antenna 5 (MHz)	99% Bandwidth Antenna 6 (MHz)	99% Bandwidth Antenna 5 (MHz)
Low	5510	20.771	19.323	19.2245	18.1737
Mid	5550	20.408	19.175	18.9399	18.0733
High	5670	20.309	19.227	18.9254	18.0667
144	5710	21.120	19.190	18.7110	18.1410

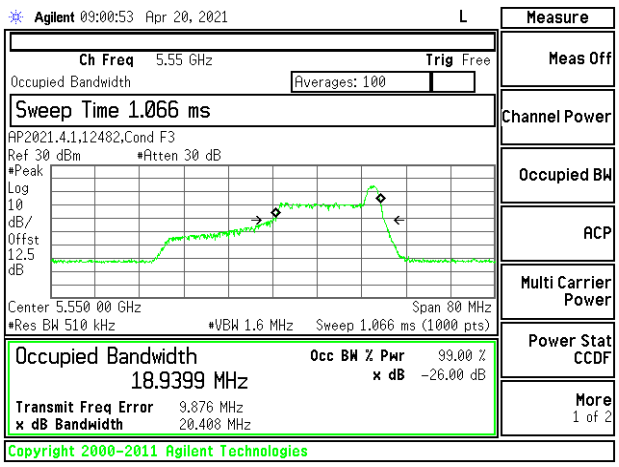

MID CHANNEL [ANT 6]

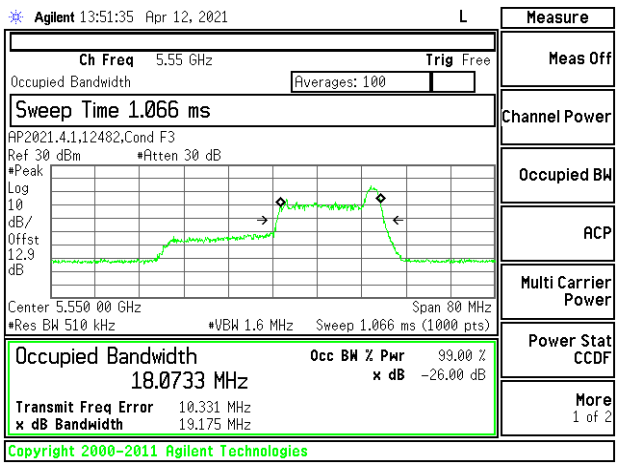

MID CHANNEL [ANT 5]

UL VERIFICATION SERVICES INC.
47173 Benicia Street, Fremont, CA 94538; USA TEL:(510) 319-4000 FAX:(510) 661-0888

This report shall not be reproduced except in full, without the written approval of UL Verification Services Inc.

2TX Antenna 6 + Antenna 5 OFDMA MODE: SU Mode

Channel	Frequency (MHz)	26dB Bandwidth Antenna 6 (MHz)	26dB Bandwidth Antenna 5 (MHz)	99% Bandwidth Antenna 6 (MHz)	99% Bandwidth Antenna 5 (MHz)
Low	5510	39.915	39.777	37.4854	37.5704
Mid	5550	40.048	39.857	37.5196	37.5873
High	5670	39.433	39.918	37.5072	37.4567
144	5710	44.230	53.490	37.7850	37.8360

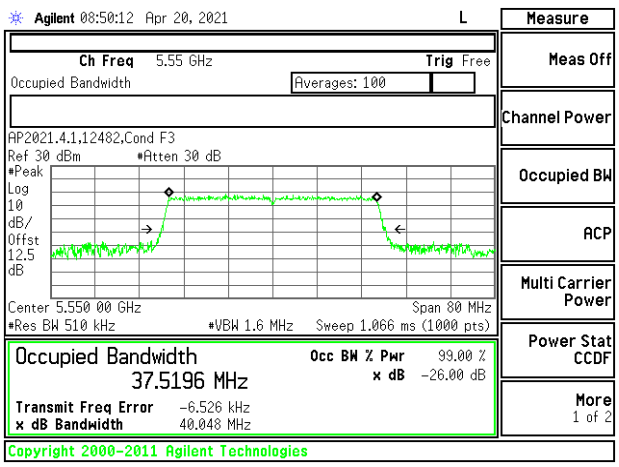

MID CHANNEL [ANT 6]

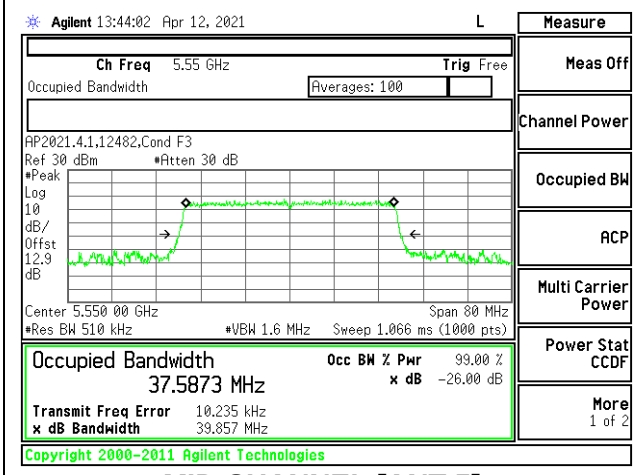

MID CHANNEL [ANT 5]

UL VERIFICATION SERVICES INC.
47173 Benicia Street, Fremont, CA 94538; USA TEL:(510) 319-4000 FAX:(510) 661-0888

This report shall not be reproduced except in full, without the written approval of UL Verification Services Inc.

9.2.18. 802.11ax HE80 MODE IN THE 5.6 GHz BAND

1TX Antenna 6 MODE: 26 Tones, RU Index 0

Channel	Frequency (MHz)	26dB Bandwidth (MHz)	99% Bandwidth (MHz)
Low	5530	20.012	18.4925
High	5610	20.331	18.6461
138	5690	19.550	18.1360

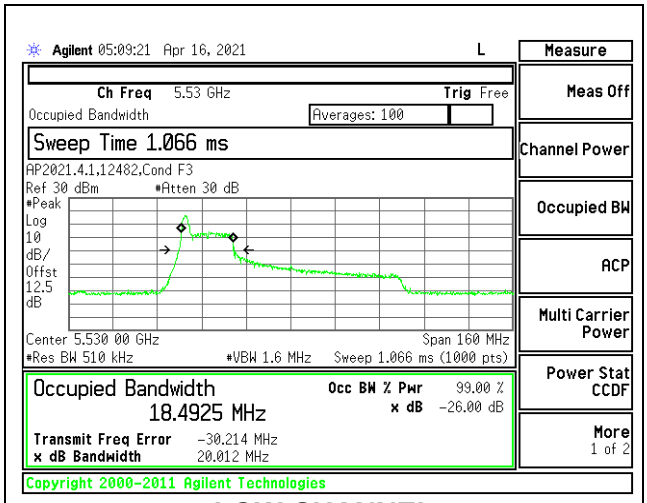

LOW CHANNEL

1TX Antenna 6 MODE: 26 Tones, RU Index 18

Channel	Frequency (MHz)	26dB Bandwidth (MHz)	99% Bandwidth (MHz)
Low	5530	39.365	37.3666
High	5610	38.996	37.4125
138	5690	40.120	37.5560

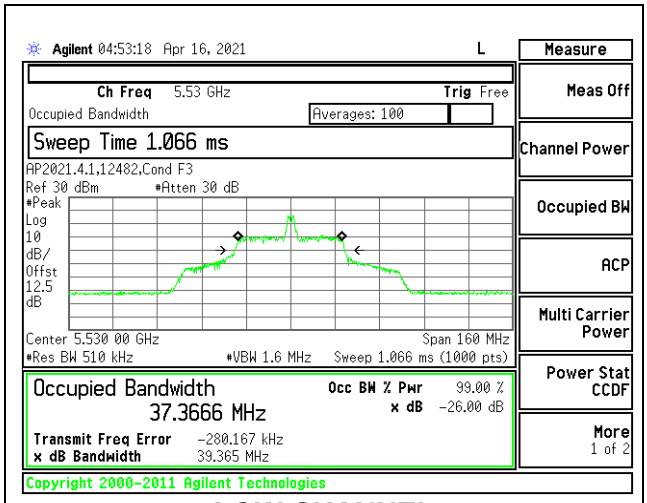

LOW CHANNEL

UL VERIFICATION SERVICES INC.
47173 Benicia Street, Fremont, CA 94538; USA TEL:(510) 319-4000 FAX:(510) 661-0888

This report shall not be reproduced except in full, without the written approval of UL Verification Services Inc.

1TX Antenna 6 MODE: 26 Tones, RU Index 36

Channel	Frequency (MHz)	26dB Bandwidth (MHz)	99% Bandwidth (MHz)
Low	5530	21.724	20.3018
High	5610	21.876	21.2330
138	5690	20.780	18.8400

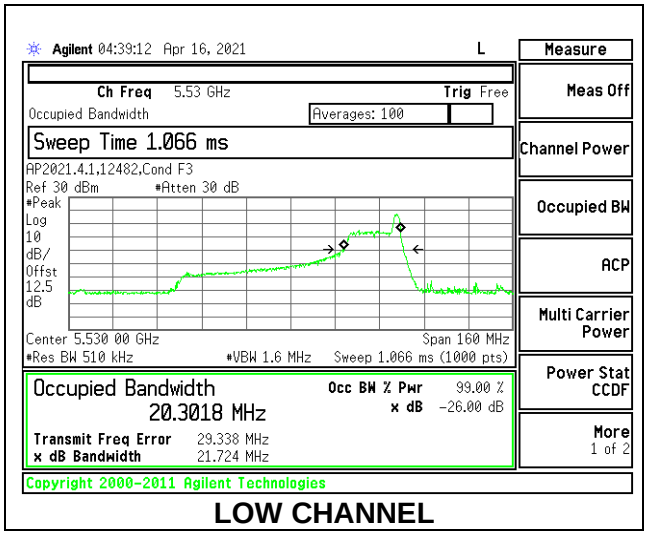

LOW CHANNEL

1TX Antenna 6 MODE: SU Mode

Channel	Frequency (MHz)	26dB Bandwidth (MHz)	99% Bandwidth (MHz)
Low	5530	80.501	76.8297
High	5610	81.154	76.9538
138	5690	80.790	77.1990

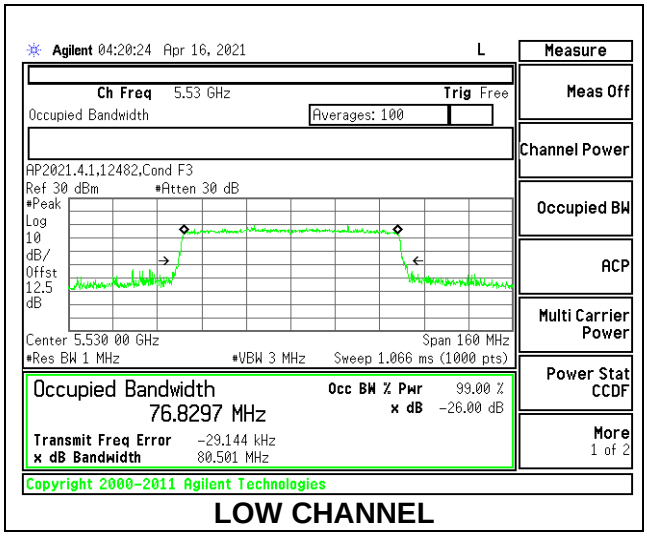

LOW CHANNEL

UL VERIFICATION SERVICES INC.
47173 Benicia Street, Fremont, CA 94538; USA TEL:(510) 319-4000 FAX:(510) 661-0888

This report shall not be reproduced except in full, without the written approval of UL Verification Services Inc.

1TX Antenna 5 MODE: 26 Tones, RU Index 0

Channel	Frequency (MHz)	26dB Bandwidth (MHz)	99% Bandwidth (MHz)
Low	5530	19.82	18.431
High	5610	19.86	18.413
138	5690	18.96	17.887

LOW CHANNEL

1TX Antenna 5 MODE: 26 Tones, RU Index 18

Channel	Frequency (MHz)	26dB Bandwidth (MHz)	99% Bandwidth (MHz)
Low	5530	38.34	36.777
High	5610	38.72	37.071
138	5690	39.15	37.144

LOW CHANNEL

UL VERIFICATION SERVICES INC.
47173 Benicia Street, Fremont, CA 94538; USA TEL:(510) 319-4000 FAX:(510) 661-0888

This report shall not be reproduced except in full, without the written approval of UL Verification Services Inc.

1TX Antenna 5 MODE: 26 Tones, RU Index 36

Channel	Frequency (MHz)	26dB Bandwidth (MHz)	99% Bandwidth (MHz)
Low	5530	20.96	19.827
High	5610	21.39	21.227
138	5690	21.10	18.956

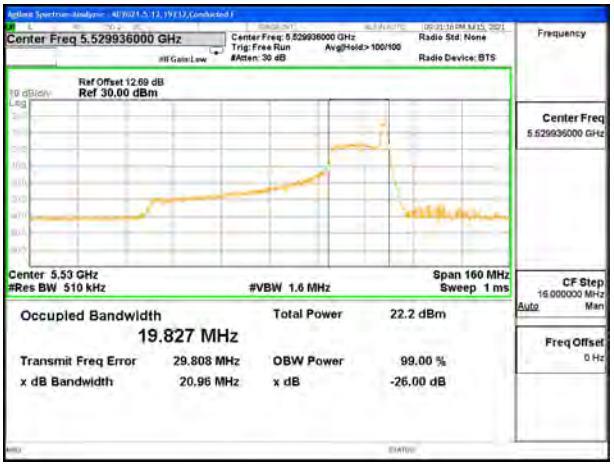

LOW CHANNEL

1TX Antenna 5 MODE: SU Mode

Channel	Frequency (MHz)	26dB Bandwidth (MHz)	99% Bandwidth (MHz)
Low	5530	81.001	76.9057
High	5610	80.496	76.7365
138	5690	80.320	76.8240

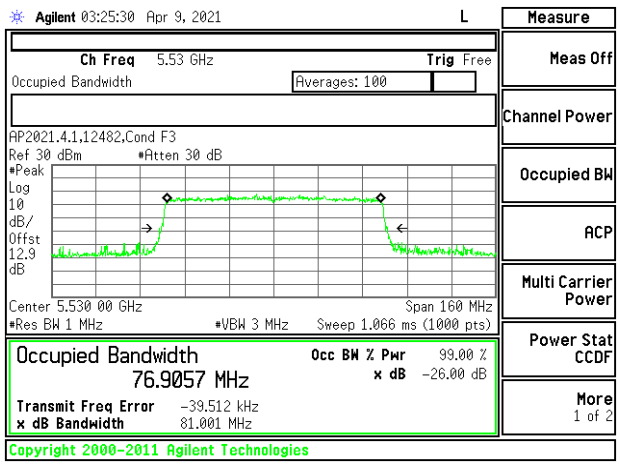

LOW CHANNEL

UL VERIFICATION SERVICES INC.
47173 Benicia Street, Fremont, CA 94538; USA TEL:(510) 319-4000 FAX:(510) 661-0888

This report shall not be reproduced except in full, without the written approval of UL Verification Services Inc.

2TX Antenna 6 + Antenna 5 OFDMA MODE: 26 Tones, RU Index 0

Channel	Frequency (MHz)	26dB Bandwidth Antenna 6 (MHz)	26dB Bandwidth Antenna 5 (MHz)	99% Bandwidth Antenna 6 (MHz)	99% Bandwidth Antenna 5 (MHz)
Low	5530	19.960	19.955	18.6595	18.3287
High	5610	20.031	19.486	18.5141	18.1681
138	5690	18.820	19.000	17.9110	17.6900

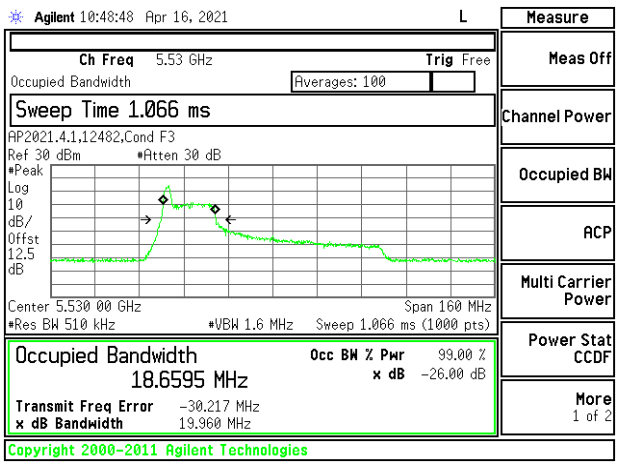

LOW CHANNEL [ANT 6]

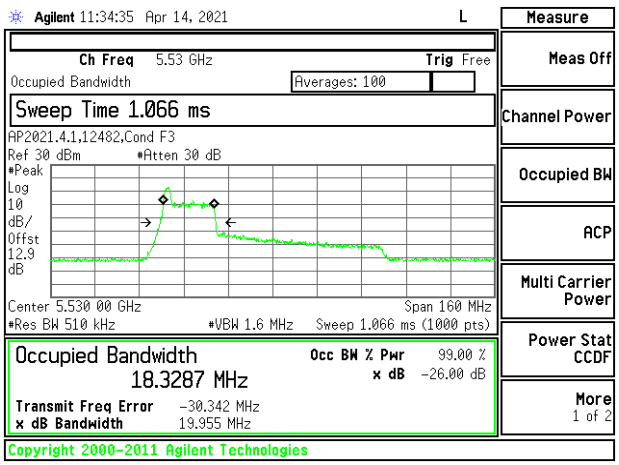

LOW CHANNEL [ANT 5]

2TX Antenna 6 + Antenna 5 OFDMA MODE: 26 Tones, RU Index 18

Channel	Frequency (MHz)	26dB Bandwidth Antenna 6 (MHz)	26dB Bandwidth Antenna 5 (MHz)	99% Bandwidth Antenna 6 (MHz)	99% Bandwidth Antenna 5 (MHz)
Low	5530	38.341	38.432	36.4563	35.8341
High	5610	39.294	38.046	37.5394	35.8036
138	5690	41.220	39.090	38.1530	36.6230

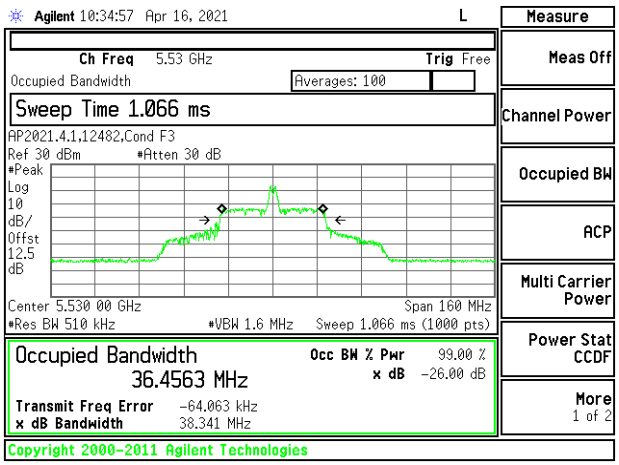

LOW CHANNEL [ANT 6]

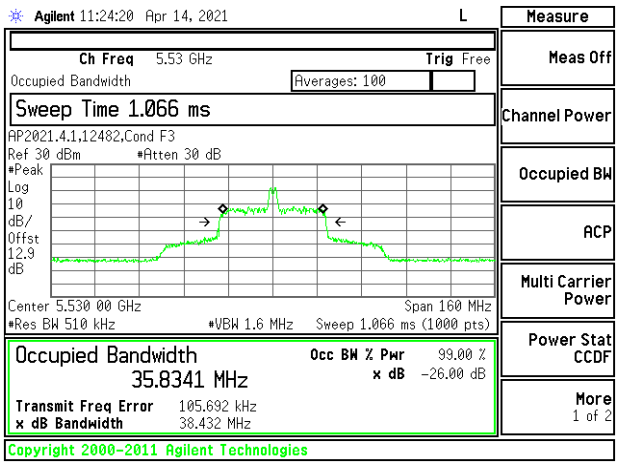

LOW CHANNEL [ANT 5]

UL VERIFICATION SERVICES INC.
47173 Benicia Street, Fremont, CA 94538; USA TEL:(510) 319-4000 FAX:(510) 661-0888

This report shall not be reproduced except in full, without the written approval of UL Verification Services Inc.

2TX Antenna 6 + Antenna 5 OFDMA MODE: 26 Tones, RU Index 36

Channel	Frequency (MHz)	26dB Bandwidth Antenna 6 (MHz)	26dB Bandwidth Antenna 5 (MHz)	99% Bandwidth Antenna 6 (MHz)	99% Bandwidth Antenna 5 (MHz)
Low	5530	21.792	19.642	19.3029	18.3086
High	5610	20.900	19.994	22.5728	18.4750
138	5690	20.550	19.320	18.9770	18.1320

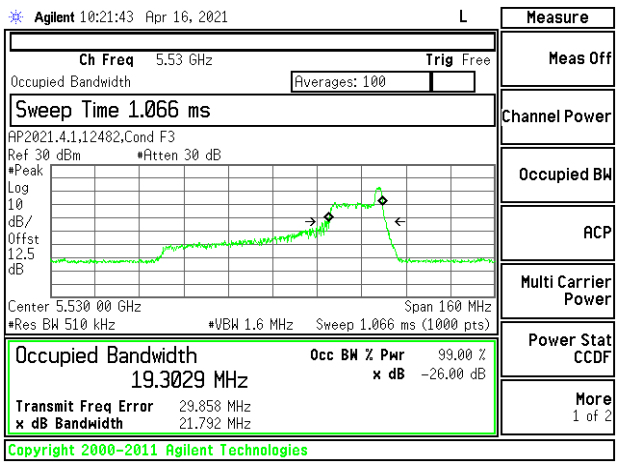

LOW CHANNEL [ANT 6]

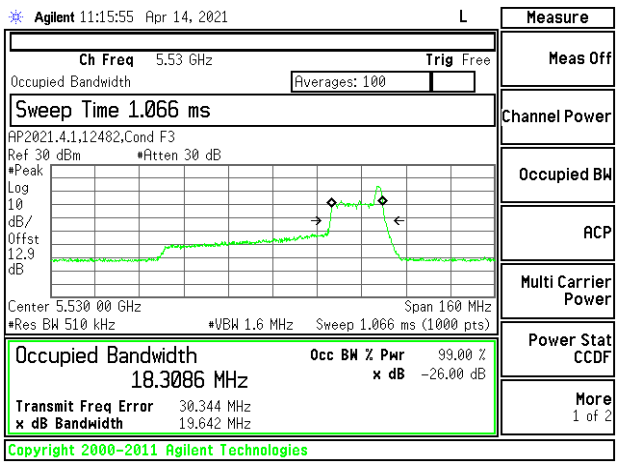

LOW CHANNEL [ANT 5]

2TX Antenna 6 + Antenna 5 OFDMA MODE: SU Mode

Channel	Frequency (MHz)	26dB Bandwidth Antenna 6 (MHz)	26dB Bandwidth Antenna 5 (MHz)	99% Bandwidth Antenna 6 (MHz)	99% Bandwidth Antenna 5 (MHz)
Low	5530	81.087	80.843	76.8630	76.7431
High	5610	79.990	81.170	77.0530	77.1260
138	5690	81.500	80.360	76.8940	77.1460

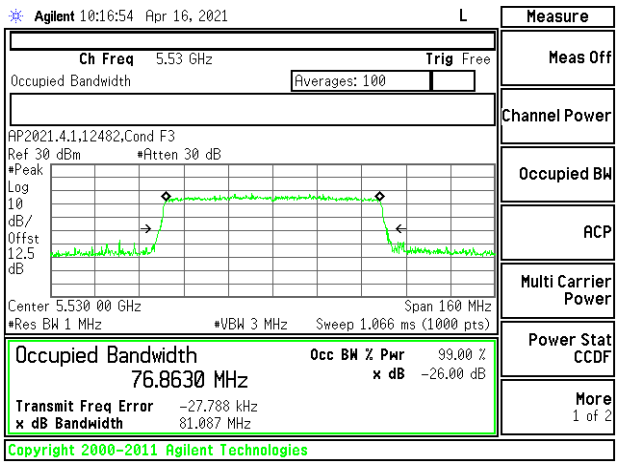

LOW CHANNEL [ANT 6]

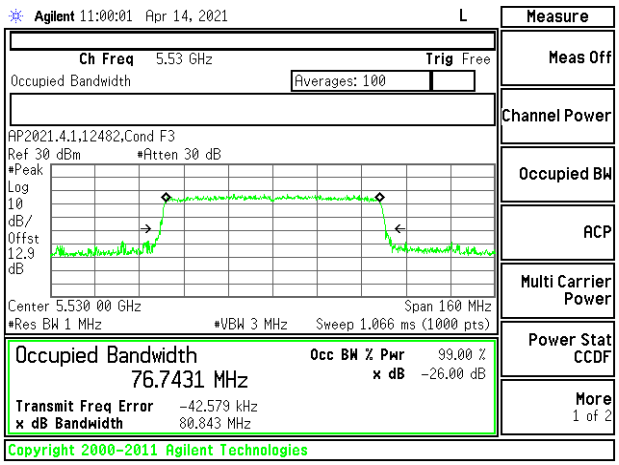

LOW CHANNEL [ANT 5]

UL VERIFICATION SERVICES INC.
47173 Benicia Street, Fremont, CA 94538; USA TEL:(510) 319-4000 FAX:(510) 661-0888

This report shall not be reproduced except in full, without the written approval of UL Verification Services Inc.

9.2.19. 802.11n HT20 MODE IN THE 5.8 GHz BAND

1TX Antenna 6 MODE

Channel	Frequency (MHz)	99% Bandwidth (MHz)
Low	5745	17.896
Mid	5785	17.904
High	5825	17.956

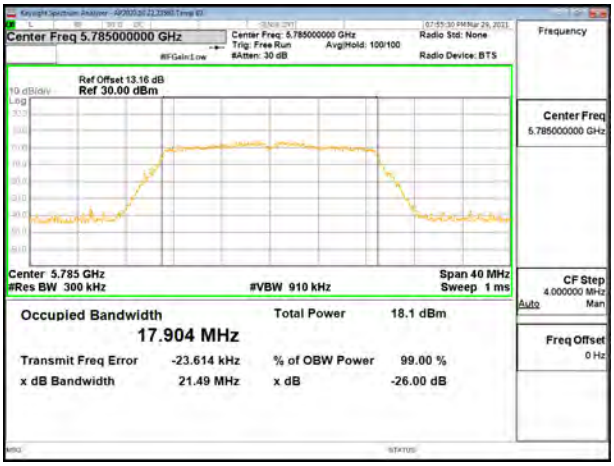

MID CHANNEL

1TX Antenna 5 MODE

Channel	Frequency (MHz)	99% Bandwidth (MHz)
Low	5745	17.8587
Mid	5785	17.8615
High	5825	17.8144

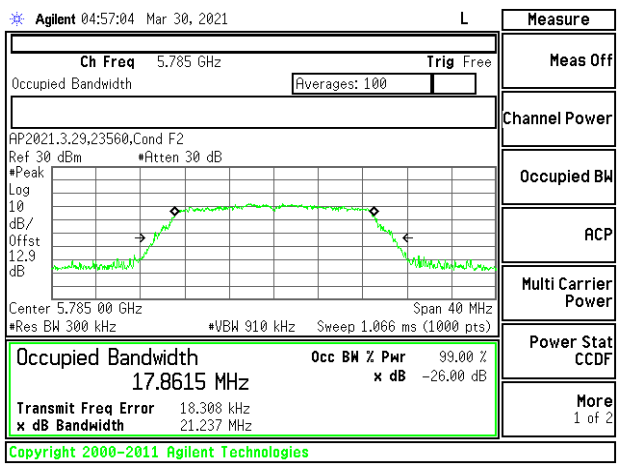

MID CHANNEL

UL VERIFICATION SERVICES INC.
47173 Benicia Street, Fremont, CA 94538; USA TEL:(510) 319-4000 FAX:(510) 661-0888

This report shall not be reproduced except in full, without the written approval of UL Verification Services Inc.

2TX Antenna 6 + Antenna 5 CDD MODE

Channel	Frequency (MHz)	99% Bandwidth Antenna 6 (MHz)	99% Bandwidth Antenna 5 (MHz)
Low	5745	17.8345	17.7709
Mid	5785	17.8348	17.7985
High	5825	17.9094	17.8044

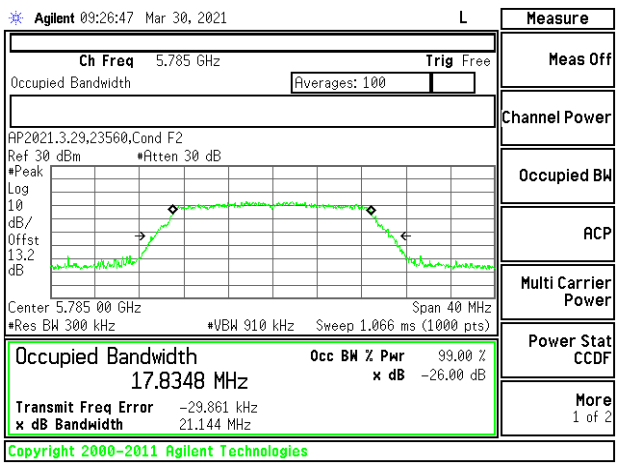

MID CHANNEL [ANT 6]

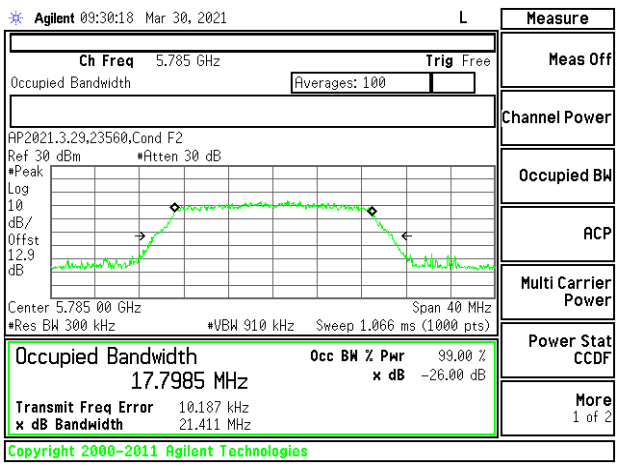

MID CHANNEL [ANT 5]

UL VERIFICATION SERVICES INC.
47173 Benicia Street, Fremont, CA 94538; USA TEL:(510) 319-4000 FAX:(510) 661-0888

This report shall not be reproduced except in full, without the written approval of UL Verification Services Inc.

9.2.20. 802.11n HT40 MODE IN THE 5.8 GHz BAND

1TX Antenna 6 MODE

Channel	Frequency (MHz)	99% Bandwidth (MHz)
Low	5755	36.213
High	5795	36.141

LOW CHANNEL

1TX Antenna 5 MODE

Channel	Frequency (MHz)	99% Bandwidth (MHz)
Low	5755	36.305
High	5795	36.183

LOW CHANNEL

UL VERIFICATION SERVICES INC.
47173 Benicia Street, Fremont, CA 94538; USA TEL:(510) 319-4000 FAX:(510) 661-0888

This report shall not be reproduced except in full, without the written approval of UL Verification Services Inc.

2TX Antenna 6 + Antenna 5 CDD MODE

Channel	Frequency (MHz)	99% Bandwidth Antenna 6 (MHz)	99% Bandwidth Antenna 5 (MHz)
Low	5755	36.206	36.159
High	5795	36.196	36.091

LOW CHANNEL [ANT 6]

LOW CHANNEL [ANT 5]

UL VERIFICATION SERVICES INC.
47173 Benicia Street, Fremont, CA 94538; USA TEL:(510) 319-4000 FAX:(510) 661-0888

This report shall not be reproduced except in full, without the written approval of UL Verification Services Inc.

9.2.21. 802.11ac VHT80 MODE IN THE 5.8 GHz BAND

1TX Antenna 6 MODE

Channel	Frequency (MHz)	99% Bandwidth (MHz)
Mid	5775	75.190

MID CHANNEL

1TX Antenna 5 MODE

Channel	Frequency (MHz)	99% Bandwidth (MHz)
Mid	5775	75.350

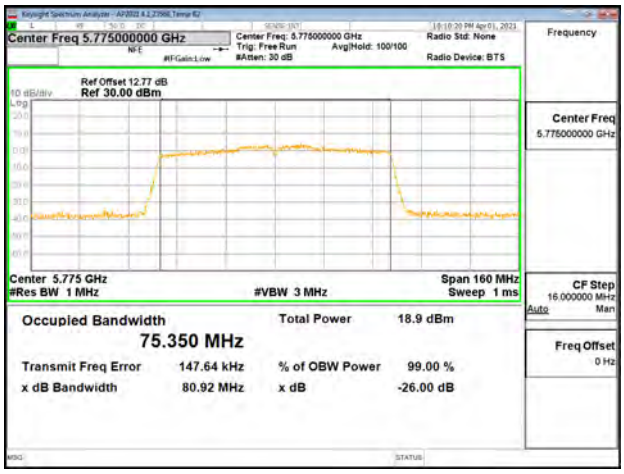

MID CHANNEL

UL VERIFICATION SERVICES INC.
47173 Benicia Street, Fremont, CA 94538; USA TEL:(510) 319-4000 FAX:(510) 661-0888

This report shall not be reproduced except in full, without the written approval of UL Verification Services Inc.

2TX Antenna 6 + Antenna 5 CDD MODE

Channel	Frequency (MHz)	99% Bandwidth Antenna 6 (MHz)	99% Bandwidth Antenna 5 (MHz)
Mid	5775	75.231	75.418

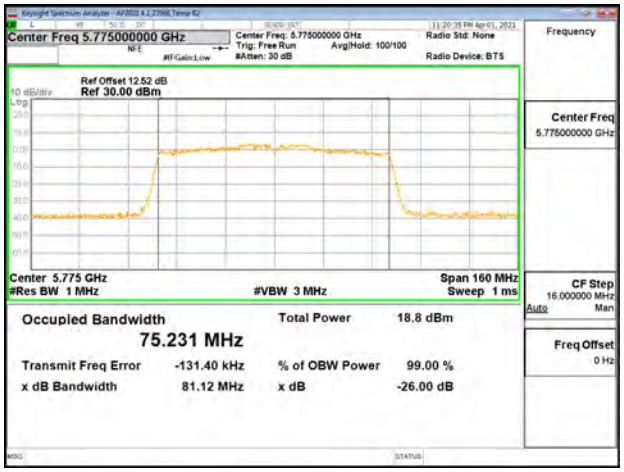

MID CHANNEL [ANT 6]

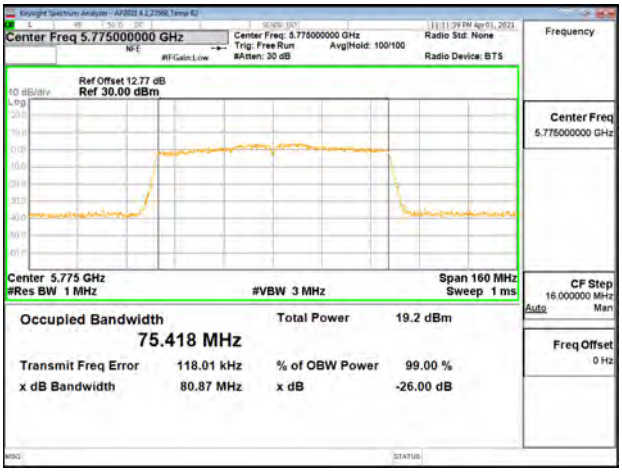

MID CHANNEL [ANT 5]

UL VERIFICATION SERVICES INC.
47173 Benicia Street, Fremont, CA 94538; USA TEL:(510) 319-4000 FAX:(510) 661-0888

This report shall not be reproduced except in full, without the written approval of UL Verification Services Inc.

9.2.22. 802.11ax HE20 MODE IN THE 5.8 GHz BAND

1TX Antenna 6 MODE: 26 Tones, RU Index 0

Channel	Frequency (MHz)	99% Bandwidth (MHz)
Low	5745	18.5753
Mid	5785	18.5614
High	5825	18.4134

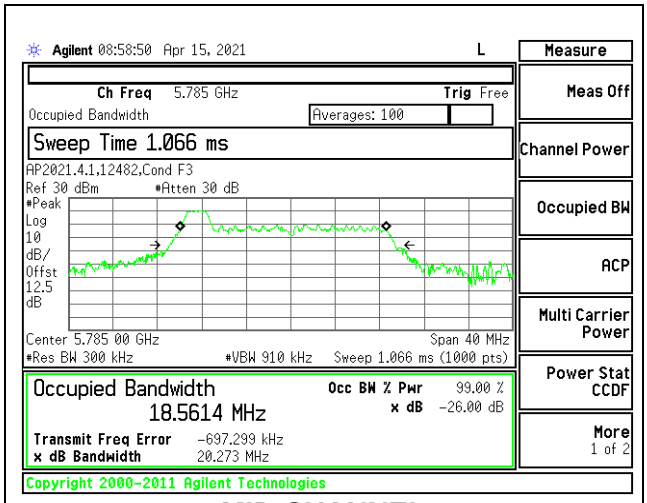

MID CHANNEL

1TX Antenna 6 MODE: 26 Tones, RU Index 4

Channel	Frequency (MHz)	99% Bandwidth (MHz)
Low	5745	17.3627
Mid	5785	17.3512
High	5825	17.3430

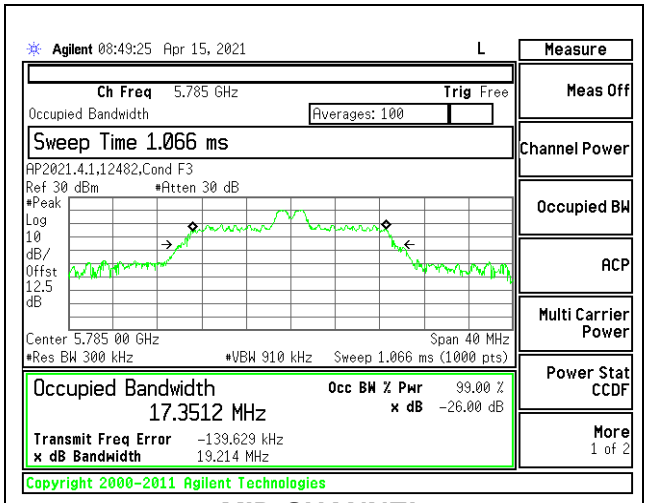

MID CHANNEL

UL VERIFICATION SERVICES INC.
47173 Benicia Street, Fremont, CA 94538; USA TEL:(510) 319-4000 FAX:(510) 661-0888

This report shall not be reproduced except in full, without the written approval of UL Verification Services Inc.

1TX Antenna 6 MODE: 26 Tones, RU Index 8

Channel	Frequency (MHz)	99% Bandwidth (MHz)
Low	5745	18.7953
Mid	5785	18.8920
High	5825	18.8427

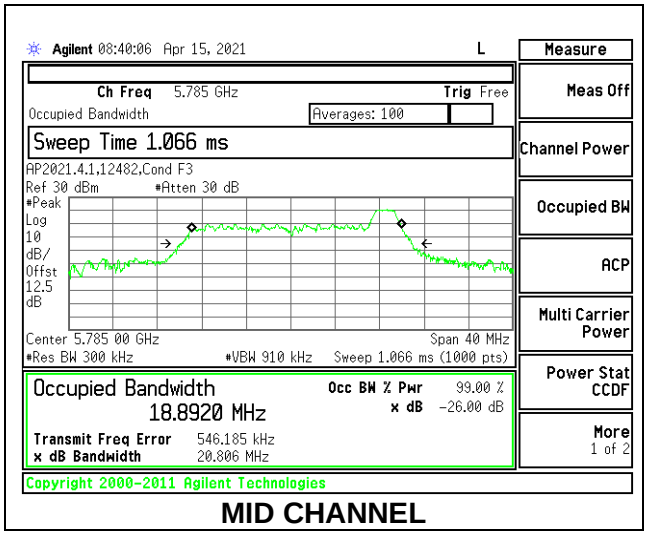

MID CHANNEL

1TX Antenna 6 MODE: SU Mode

Channel	Frequency (MHz)	99% Bandwidth (MHz)
Low	5745	19.0433
Mid	5785	19.0415
High	5825	19.0369

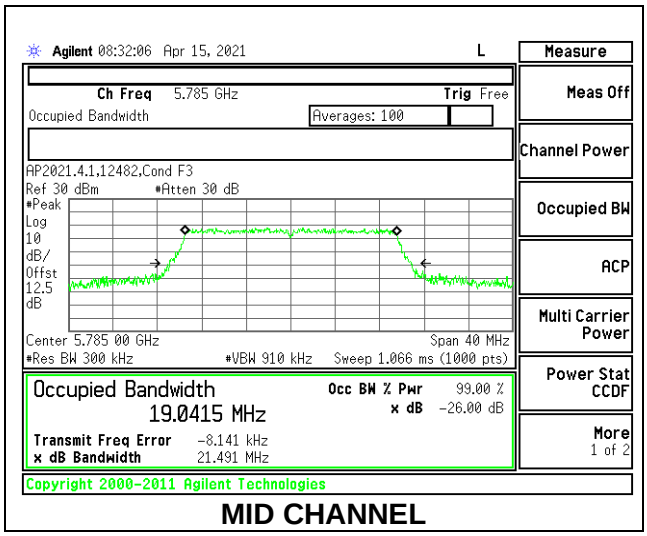

MID CHANNEL

UL VERIFICATION SERVICES INC.
47173 Benicia Street, Fremont, CA 94538; USA TEL:(510) 319-4000 FAX:(510) 661-0888

This report shall not be reproduced except in full, without the written approval of UL Verification Services Inc.

1TX Antenna 5 MODE: 26 Tones, RU Index 0

Channel	Frequency (MHz)	99% Bandwidth (MHz)
Low	5745	18.4103
Mid	5785	18.4779
High	5825	18.5317

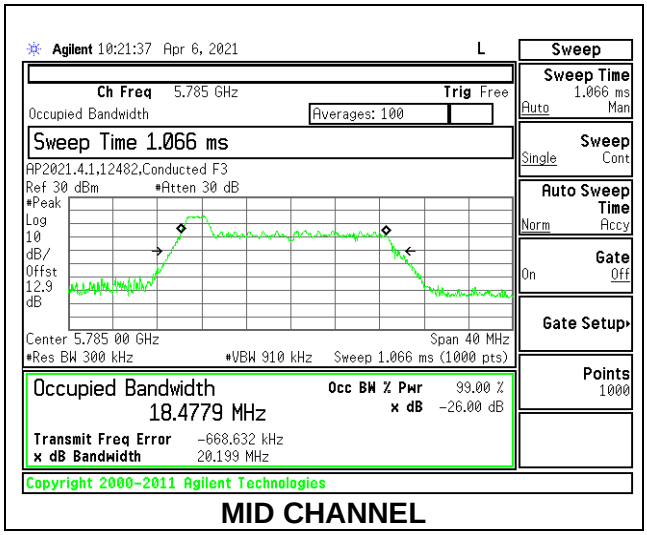

MID CHANNEL

1TX Antenna 5 MODE: 26 Tones, RU Index 4

Channel	Frequency (MHz)	99% Bandwidth (MHz)
Low	5745	17.3351
Mid	5785	17.3372
High	5825	17.3059

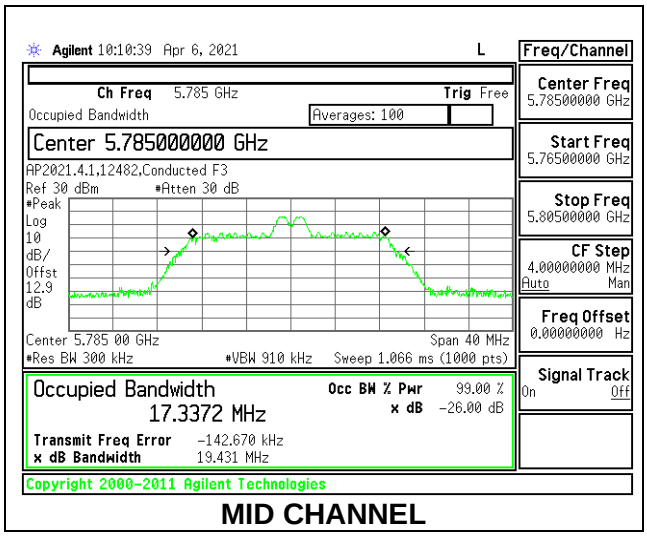

MID CHANNEL

UL VERIFICATION SERVICES INC.
47173 Benicia Street, Fremont, CA 94538; USA TEL:(510) 319-4000 FAX:(510) 661-0888

This report shall not be reproduced except in full, without the written approval of UL Verification Services Inc.

1TX Antenna 5 MODE: 26 Tones, RU Index 8

Channel	Frequency (MHz)	99% Bandwidth (MHz)
Low	5745	18.7056
Mid	5785	18.8039
High	5825	18.7412

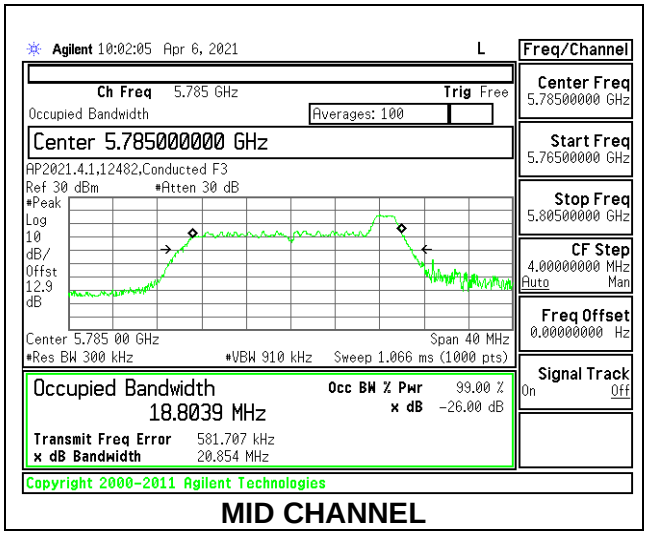

MID CHANNEL

1TX Antenna 5 MODE: SU Mode

Channel	Frequency (MHz)	99% Bandwidth (MHz)
Low	5745	19.0497
Mid	5785	19.0175
High	5825	19.1023

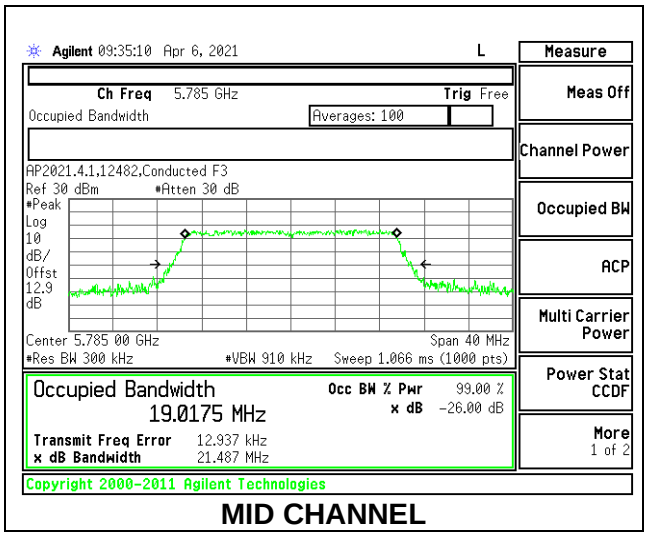

MID CHANNEL

UL VERIFICATION SERVICES INC.
47173 Benicia Street, Fremont, CA 94538; USA TEL:(510) 319-4000 FAX:(510) 661-0888

This report shall not be reproduced except in full, without the written approval of UL Verification Services Inc.

2TX Antenna 6 + Antenna 5 OFDMA MODE: 26 Tones, RU Index 0

Channel	Frequency (MHz)	99% Bandwidth Antenna 6 (MHz)	99% Bandwidth Antenna 5 (MHz)
Low	5745	18.4550	18.4291
Mid	5785	18.5656	18.5248
High	5825	18.5384	18.4522

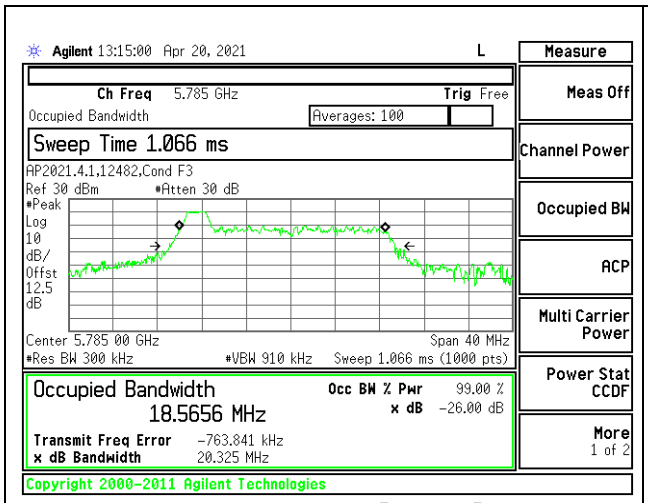

MID CHANNEL [ANT 6]

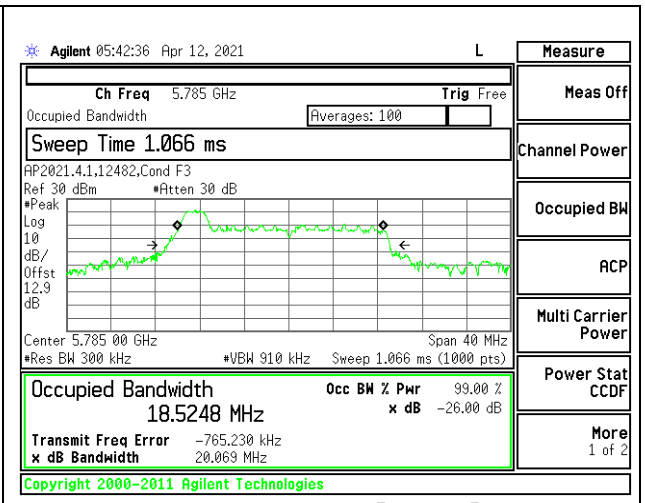

MID CHANNEL [ANT 5]

2TX Antenna 6 + Antenna 5 OFDMA MODE: 26 Tones, RU Index 4

Channel	Frequency (MHz)	99% Bandwidth Antenna 6 (MHz)	99% Bandwidth Antenna 5 (MHz)
Low	5745	17.2960	17.0455
Mid	5785	17.2521	16.9838
High	5825	17.3219	16.9756

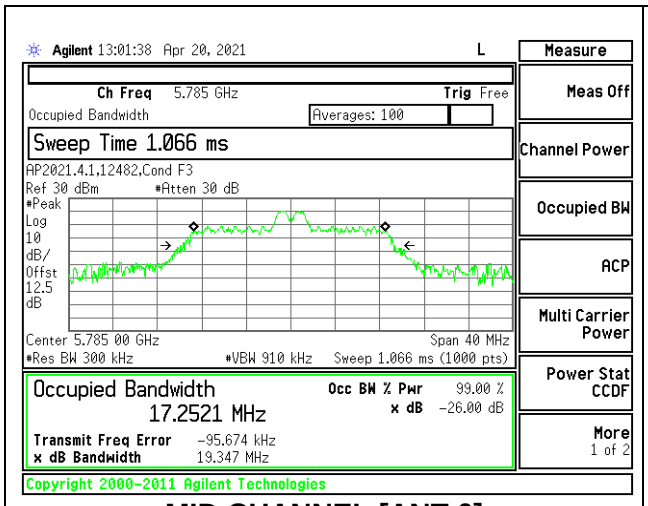

MID CHANNEL [ANT 6]

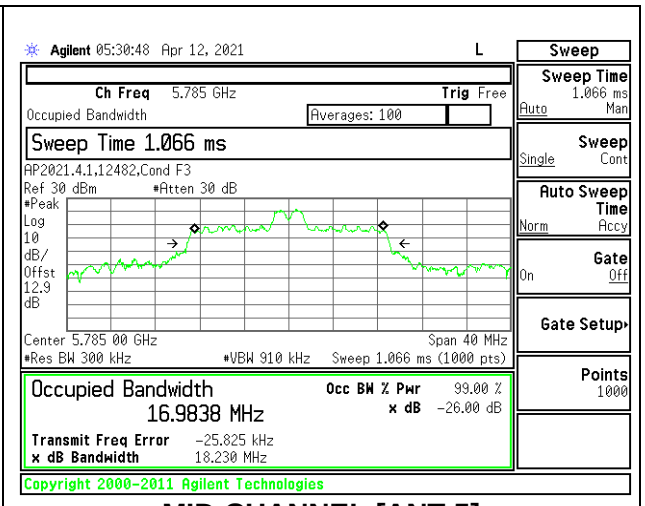

MID CHANNEL [ANT 5]

UL VERIFICATION SERVICES INC.
47173 Benicia Street, Fremont, CA 94538; USA TEL:(510) 319-4000 FAX:(510) 661-0888

This report shall not be reproduced except in full, without the written approval of UL Verification Services Inc.

2TX Antenna 6 + Antenna 5 OFDMA MODE: 26 Tones, RU Index 8

Channel	Frequency (MHz)	99% Bandwidth Antenna 6 (MHz)	99% Bandwidth Antenna 5 (MHz)
Low	5745	18.8247	18.4758
Mid	5785	18.7193	18.4347
High	5825	18.8183	18.6230

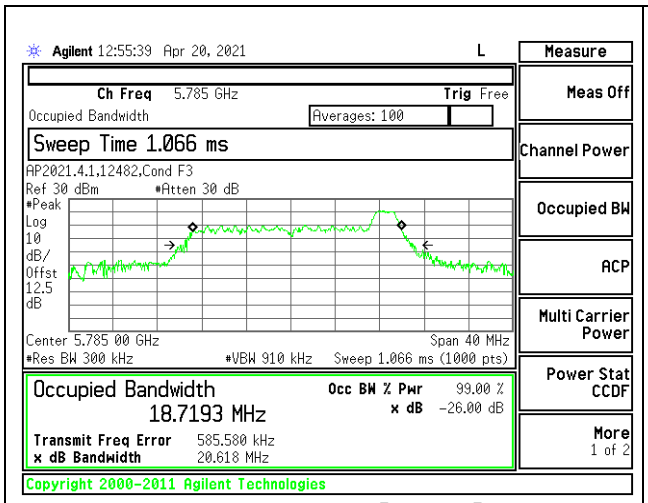

MID CHANNEL [ANT 6]

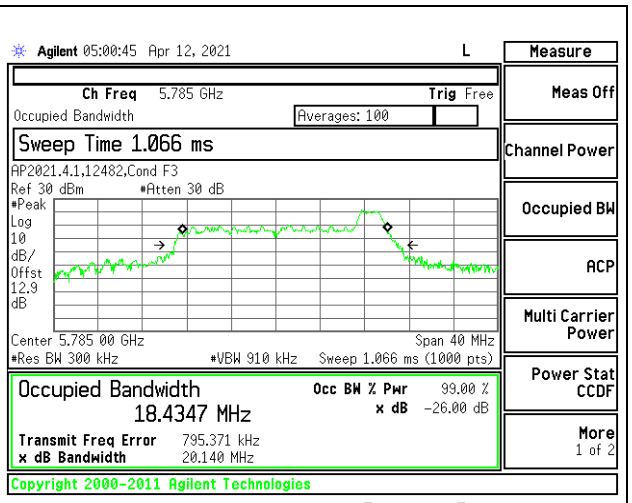

MID CHANNEL [ANT 5]

2TX Antenna 6 + Antenna 5 OFDMA MODE: SU Mode

Channel	Frequency (MHz)	99% Bandwidth Antenna 6 (MHz)	99% Bandwidth Antenna 5 (MHz)
Low	5745	19.0422	19.0020
Mid	5785	19.0122	19.0125
High	5825	19.0274	19.0141

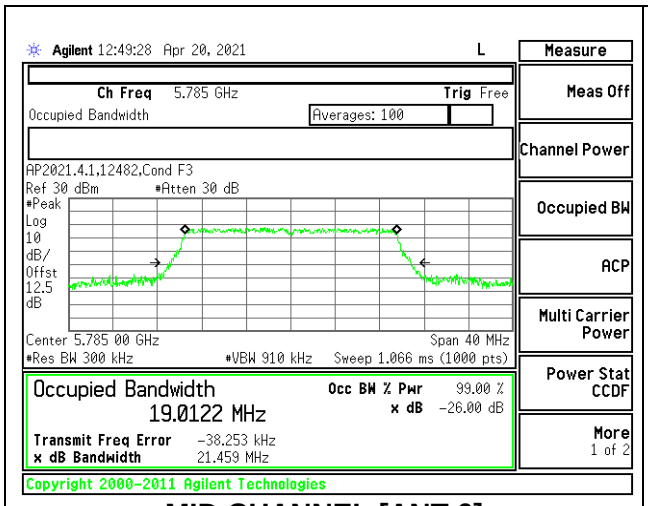

MID CHANNEL [ANT 6]

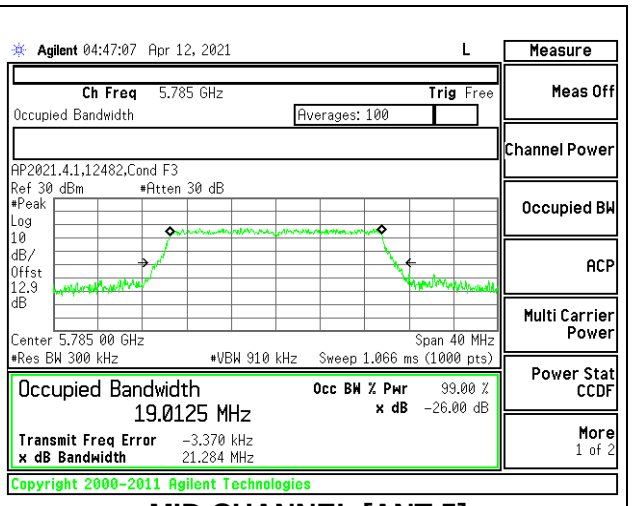

MID CHANNEL [ANT 5]

UL VERIFICATION SERVICES INC.
47173 Benicia Street, Fremont, CA 94538; USA TEL:(510) 319-4000 FAX:(510) 661-0888

This report shall not be reproduced except in full, without the written approval of UL Verification Services Inc.

9.2.23. 802.11ax HE40 MODE IN THE 5.8 GHz BAND

1TX Antenna 6 MODE: 26 Tones, RU Index 0

Channel	Frequency (MHz)	99% Bandwidth (MHz)
Low	5755	18.4687
High	5795	18.6484

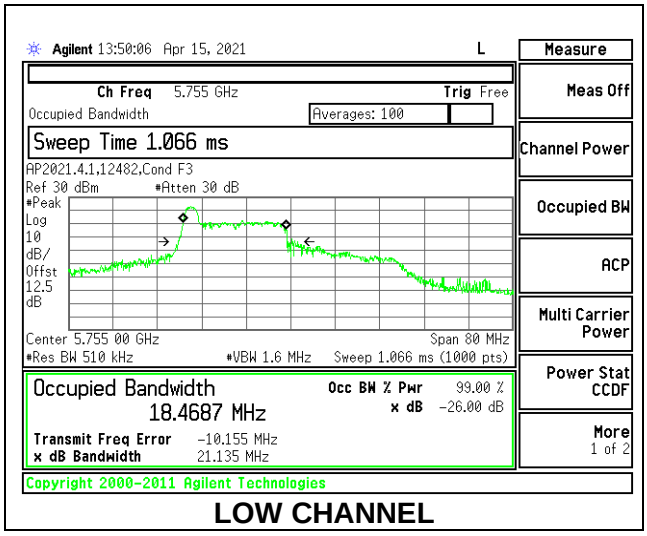

LOW CHANNEL

1TX Antenna 6 MODE: 26 Tones, RU Index 8

Channel	Frequency (MHz)	99% Bandwidth (MHz)
Low	5755	21.3849
High	5795	21.5079

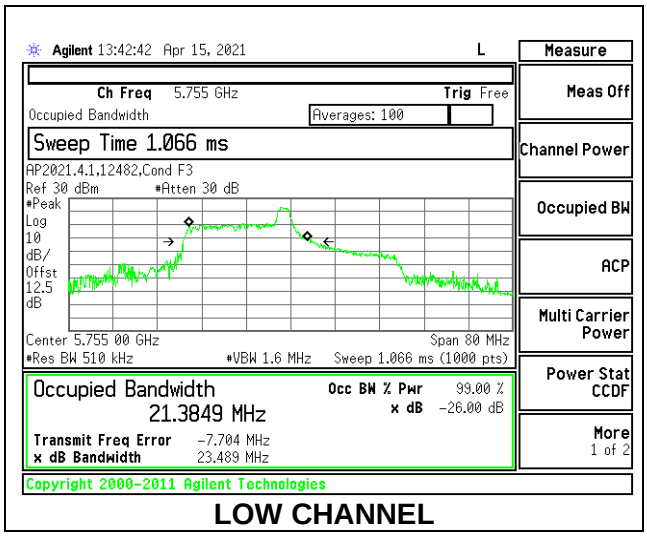

LOW CHANNEL

UL VERIFICATION SERVICES INC.
47173 Benicia Street, Fremont, CA 94538; USA TEL:(510) 319-4000 FAX:(510) 661-0888

This report shall not be reproduced except in full, without the written approval of UL Verification Services Inc.

1TX Antenna 6 MODE: 26 Tones, RU Index 17

Channel	Frequency (MHz)	99% Bandwidth (MHz)
Low	5755	19.3950
High	5795	18.6314

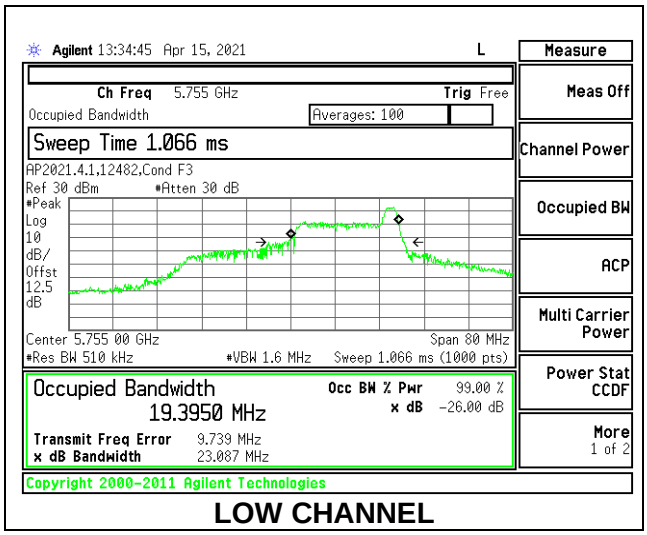

LOW CHANNEL

1TX Antenna 6 MODE: SU Mode

Channel	Frequency (MHz)	99% Bandwidth (MHz)
Low	5755	37.4869
High	5795	37.5437

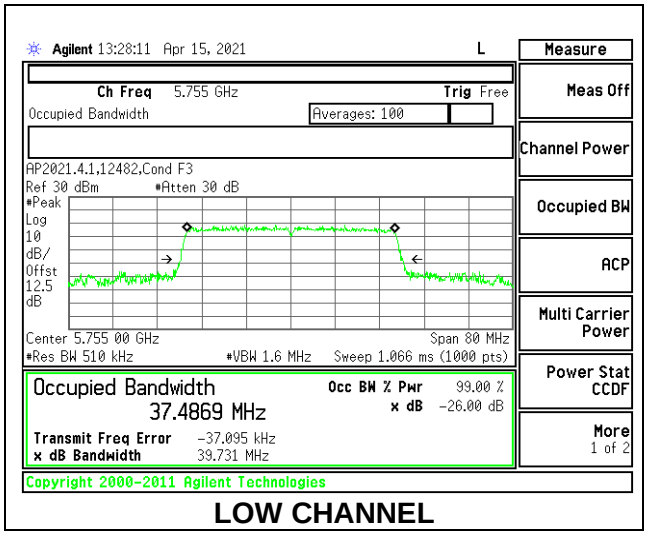

LOW CHANNEL

UL VERIFICATION SERVICES INC.
47173 Benicia Street, Fremont, CA 94538; USA TEL:(510) 319-4000 FAX:(510) 661-0888

This report shall not be reproduced except in full, without the written approval of UL Verification Services Inc.

1TX Antenna 5 MODE: 26 Tones, RU Index 0

Channel	Frequency (MHz)	99% Bandwidth (MHz)
Low	5755	18.6279
High	5795	18.7839

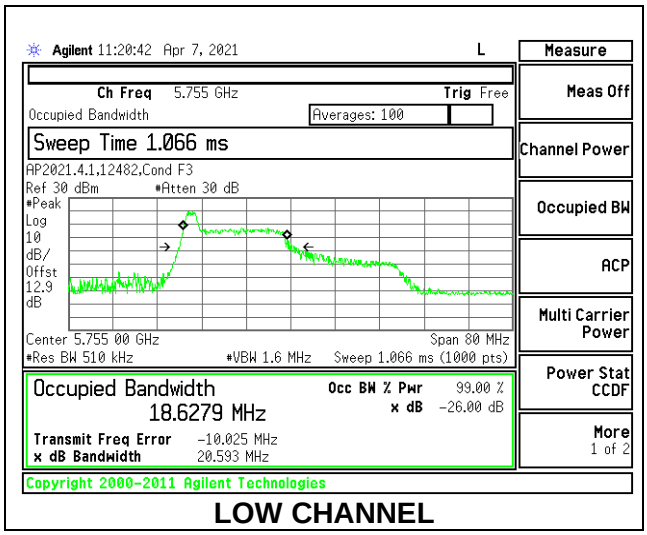

LOW CHANNEL

1TX Antenna 5 MODE: 26 Tones, RU Index 8

Channel	Frequency (MHz)	99% Bandwidth (MHz)
Low	5755	21.9748
High	5795	22.2712

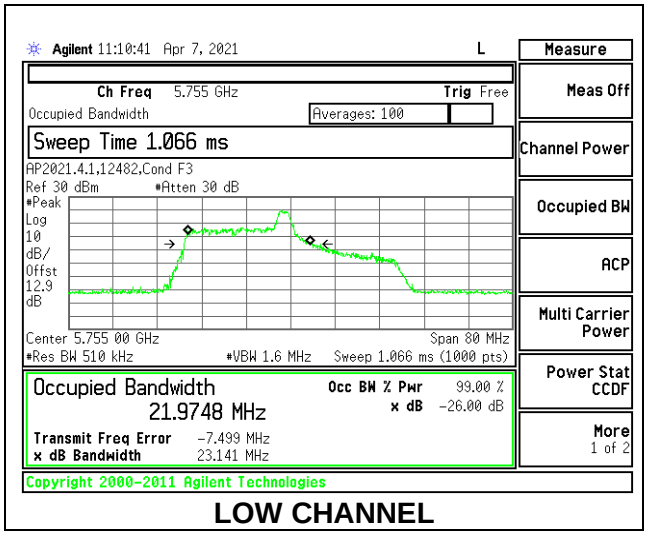

LOW CHANNEL

UL VERIFICATION SERVICES INC.
47173 Benicia Street, Fremont, CA 94538; USA TEL:(510) 319-4000 FAX:(510) 661-0888

This report shall not be reproduced except in full, without the written approval of UL Verification Services Inc.

1TX Antenna 5 MODE: 26 Tones, RU Index 17

Channel	Frequency (MHz)	99% Bandwidth (MHz)
Low	5755	18.7412
High	5795	18.7163

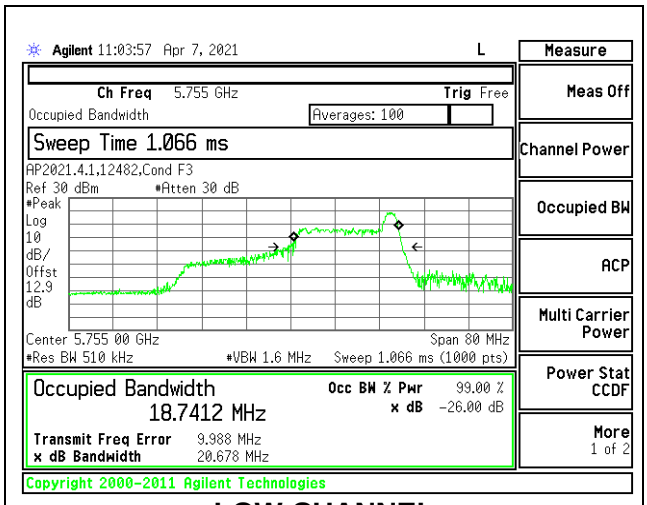

LOW CHANNEL

1TX Antenna 5 MODE: SU Mode

Channel	Frequency (MHz)	99% Bandwidth (MHz)
Low	5755	37.9340
High	5795	37.4874

LOW CHANNEL

UL VERIFICATION SERVICES INC.
47173 Benicia Street, Fremont, CA 94538; USA TEL:(510) 319-4000 FAX:(510) 661-0888

This report shall not be reproduced except in full, without the written approval of UL Verification Services Inc.

2TX Antenna 6 + Antenna 5 OFDMA MODE: 26 Tones, RU Index 0

Channel	Frequency (MHz)	99% Bandwidth Antenna 6 (MHz)	99% Bandwidth Antenna 5 (MHz)
Low	5755	18.7149	18.3354
High	5795	18.3977	18.1101

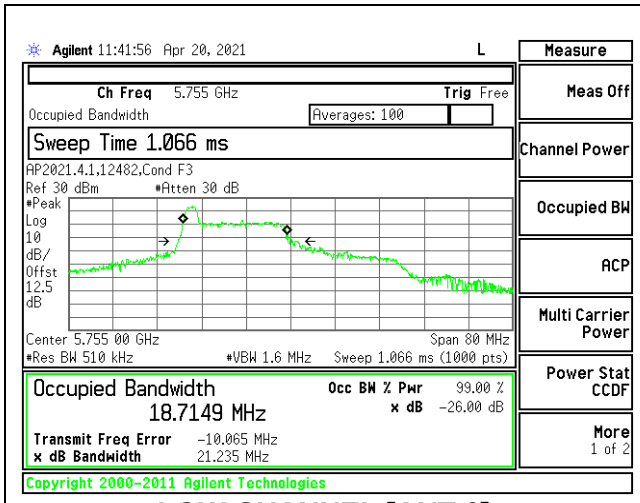

LOW CHANNEL [ANT 6]

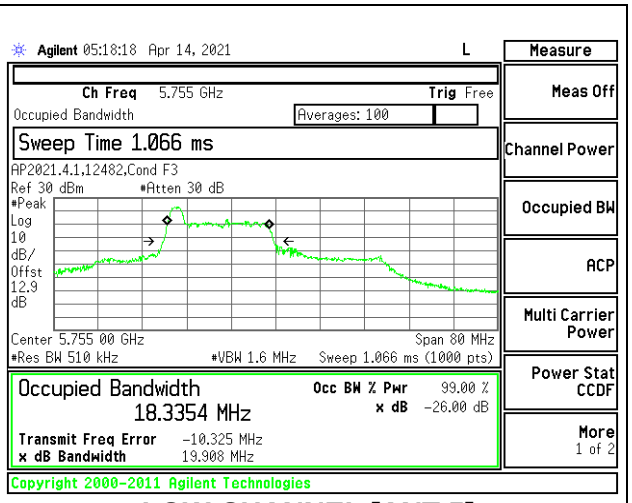

LOW CHANNEL [ANT 5]

2TX Antenna 6 + Antenna 5 OFDMA MODE: 26 Tones, RU Index 8

Channel	Frequency (MHz)	99% Bandwidth Antenna 6 (MHz)	99% Bandwidth Antenna 5 (MHz)
Low	5755	21.5784	21.3717
High	5795	21.6474	21.6096

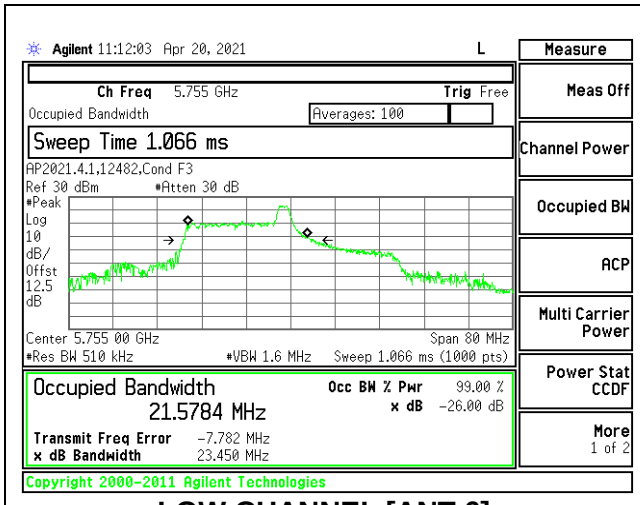

LOW CHANNEL [ANT 6]

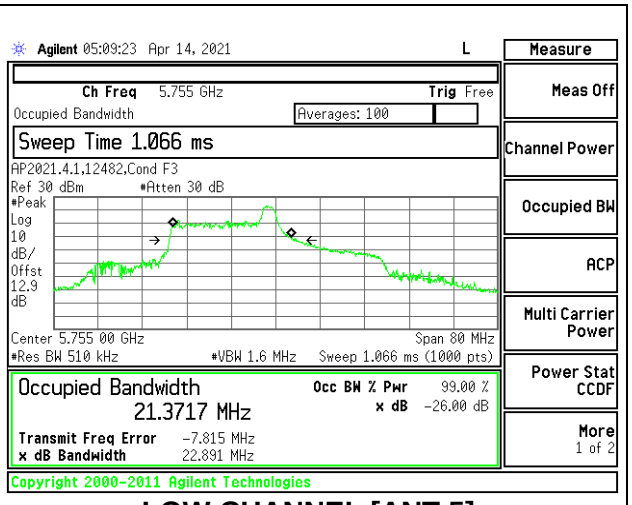

LOW CHANNEL [ANT 5]

UL VERIFICATION SERVICES INC.
47173 Benicia Street, Fremont, CA 94538; USA TEL:(510) 319-4000 FAX:(510) 661-0888

This report shall not be reproduced except in full, without the written approval of UL Verification Services Inc.

2TX Antenna 6 + Antenna 5 OFDMA MODE: 26 Tones, RU Index 17

Channel	Frequency (MHz)	99% Bandwidth Antenna 6 (MHz)	99% Bandwidth Antenna 5 (MHz)
Low	5755	19.9265	18.2789
High	5795	19.6710	18.2304

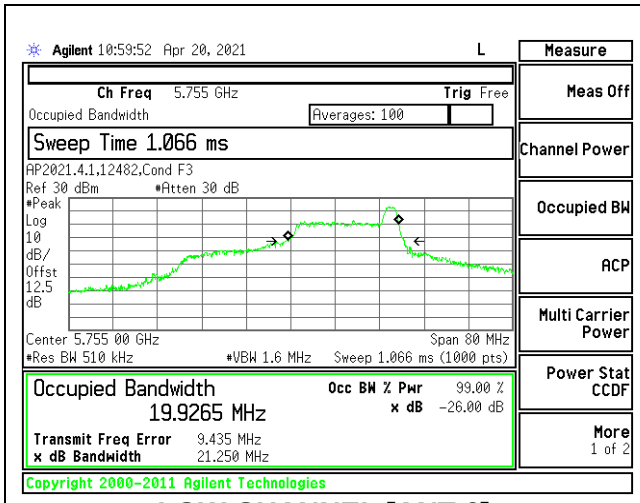

LOW CHANNEL [ANT 6]

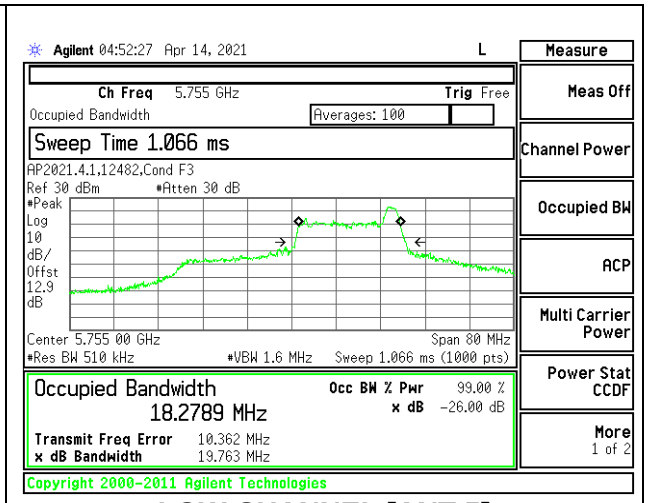

LOW CHANNEL [ANT 5]

2TX Antenna 6 + Antenna 5 OFDMA MODE: SU Mode

Channel	Frequency (MHz)	99% Bandwidth Antenna 6 (MHz)	99% Bandwidth Antenna 5 (MHz)
Low	5755	37.4646	37.5188
High	5795	37.4511	37.4788

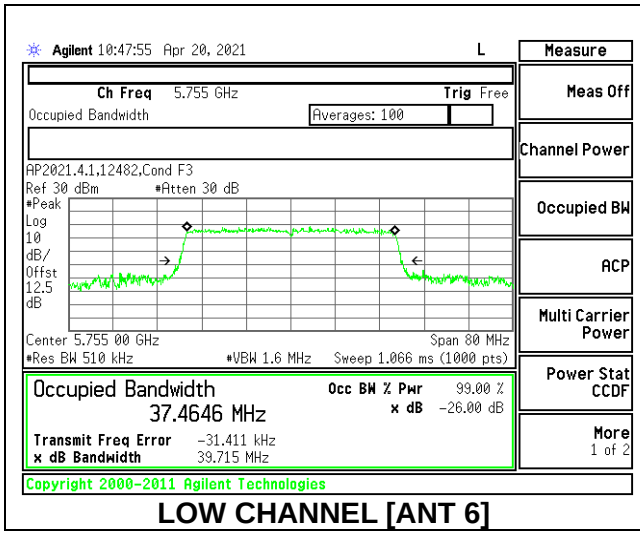

LOW CHANNEL [ANT 6]

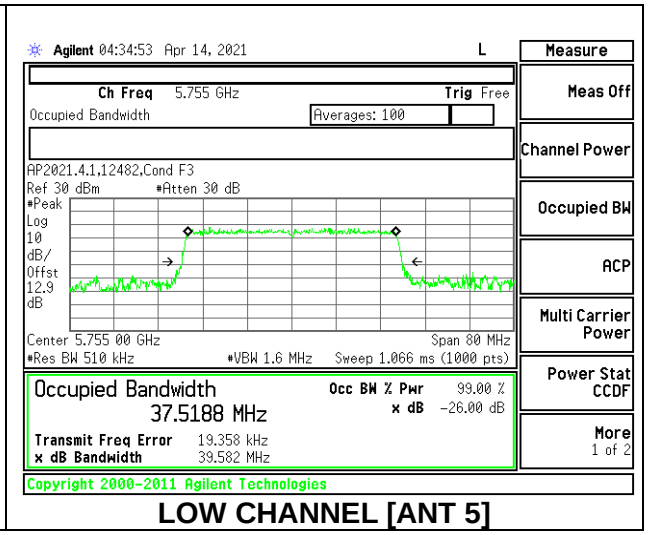

LOW CHANNEL [ANT 5]

UL VERIFICATION SERVICES INC.
47173 Benicia Street, Fremont, CA 94538; USA TEL:(510) 319-4000 FAX:(510) 661-0888

This report shall not be reproduced except in full, without the written approval of UL Verification Services Inc.

9.2.24. 802.11ax HE80 MODE IN THE 5.8 GHz BAND

1TX Antenna 6 MODE: 26 Tones, RU Index 0

Channel	Frequency (MHz)	99% Bandwidth (MHz)
Mid	5775	18.4597

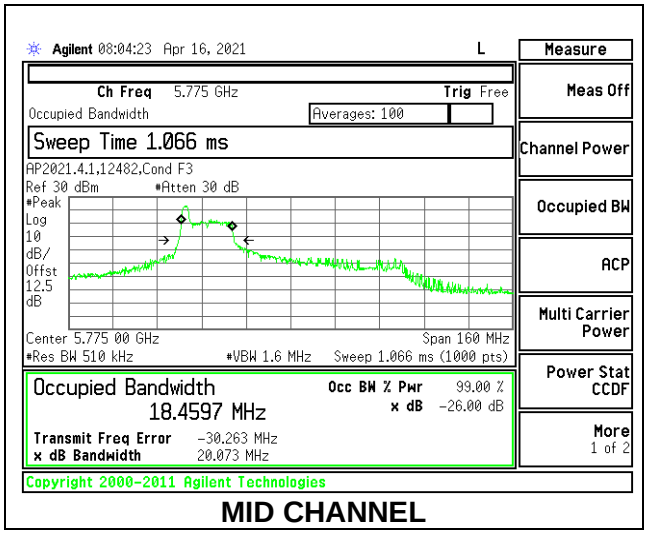

MID CHANNEL

1TX Antenna 6 MODE: 26 Tones, RU Index 18

Channel	Frequency (MHz)	99% Bandwidth (MHz)
Mid	5775	37.3903

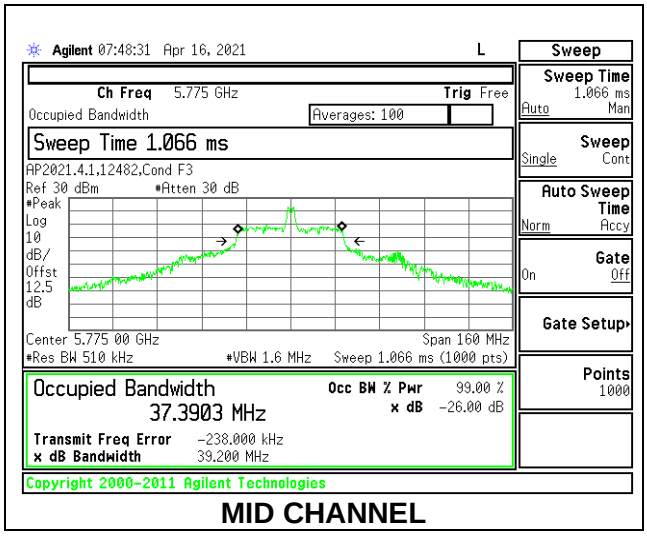

MID CHANNEL

UL VERIFICATION SERVICES INC.
47173 Benicia Street, Fremont, CA 94538; USA TEL:(510) 319-4000 FAX:(510) 661-0888

This report shall not be reproduced except in full, without the written approval of UL Verification Services Inc.

1TX Antenna 6 MODE: 26 Tones, RU Index 36

Channel	Frequency (MHz)	99% Bandwidth (MHz)
Mid	5775	21.2023

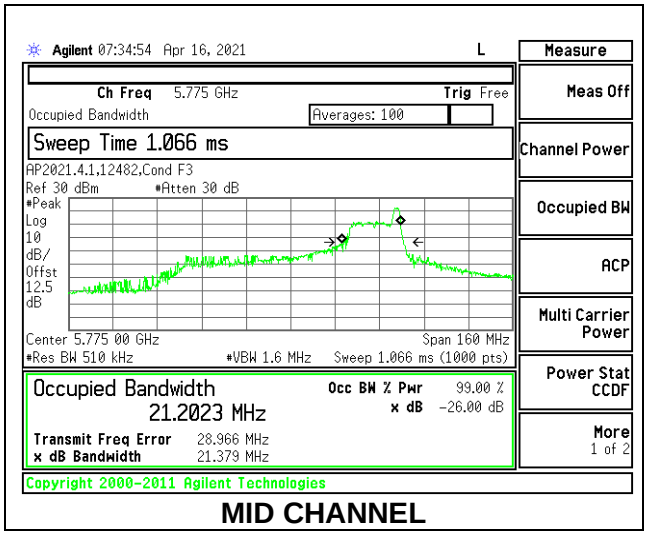

MID CHANNEL

1TX Antenna 6 MODE: SU Mode

Channel	Frequency (MHz)	99% Bandwidth (MHz)
Mid	5775	76.8192

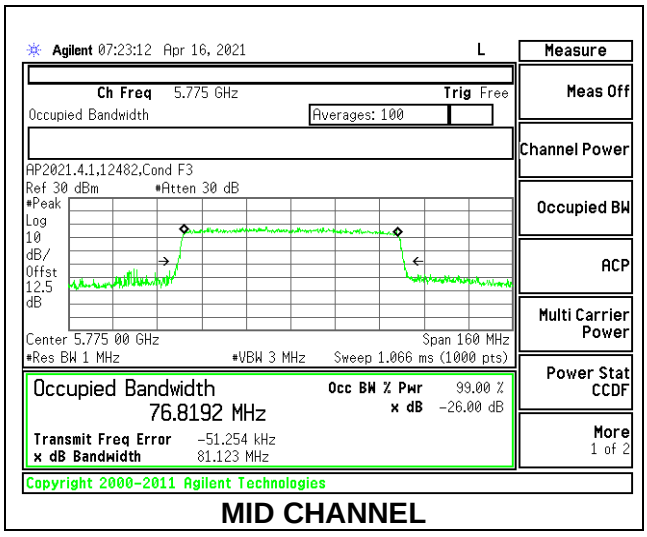

MID CHANNEL

UL VERIFICATION SERVICES INC.
47173 Benicia Street, Fremont, CA 94538; USA TEL:(510) 319-4000 FAX:(510) 661-0888

This report shall not be reproduced except in full, without the written approval of UL Verification Services Inc.

1TX Antenna 5 MODE: 26 Tones, RU Index 0

Channel	Frequency (MHz)	99% Bandwidth (MHz)
Mid	5775	18.621

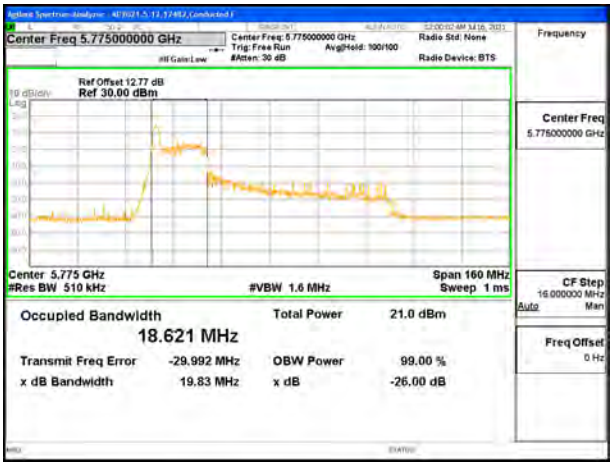

MID CHANNEL

1TX Antenna 5 MODE: 26 Tones, RU Index 18

Channel	Frequency (MHz)	99% Bandwidth (MHz)
Mid	5775	36.869

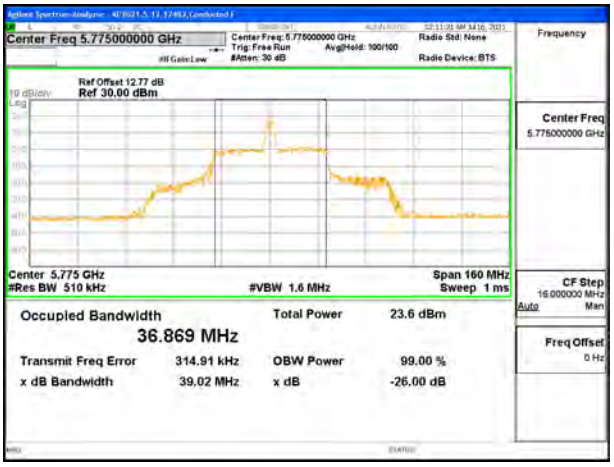

MID CHANNEL

UL VERIFICATION SERVICES INC.
47173 Benicia Street, Fremont, CA 94538; USA TEL:(510) 319-4000 FAX:(510) 661-0888

This report shall not be reproduced except in full, without the written approval of UL Verification Services Inc.

1TX Antenna 5 MODE: 26 Tones, RU Index 36

Channel	Frequency (MHz)	99% Bandwidth (MHz)
Mid	5775	19.044

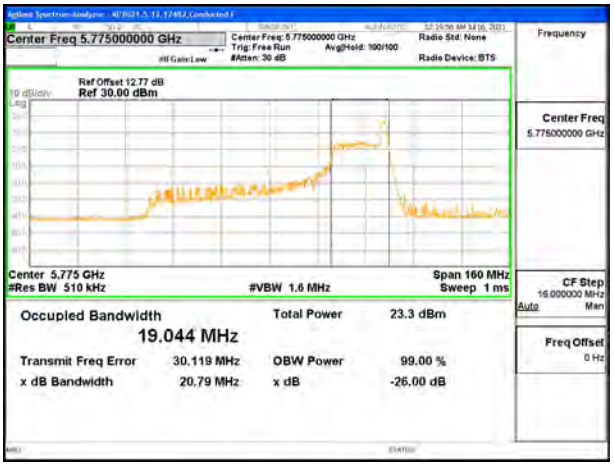

MID CHANNEL

1TX Antenna 5 MODE: SU Mode

Channel	Frequency (MHz)	99% Bandwidth (MHz)
Mid	5775	76.8603

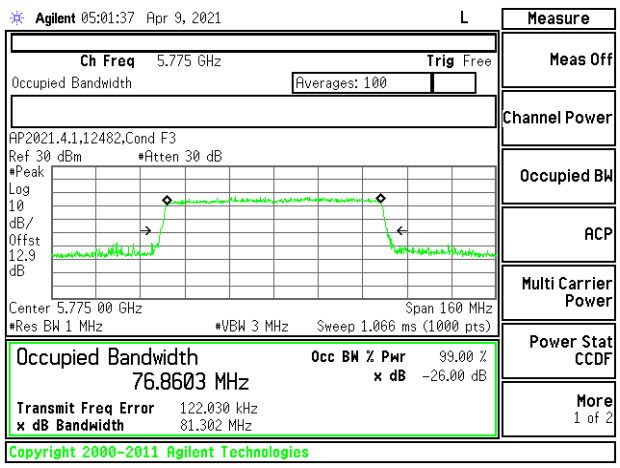

MID CHANNEL

UL VERIFICATION SERVICES INC.
47173 Benicia Street, Fremont, CA 94538; USA TEL:(510) 319-4000 FAX:(510) 661-0888

This report shall not be reproduced except in full, without the written approval of UL Verification Services Inc.

2TX Antenna 6 + Antenna 5 OFDMA MODE: 26 Tones, RU Index 0

Channel	Frequency (MHz)	99% Bandwidth Antenna 6 (MHz)	99% Bandwidth Antenna 5 (MHz)
Mid	5775	18.5212	18.3215

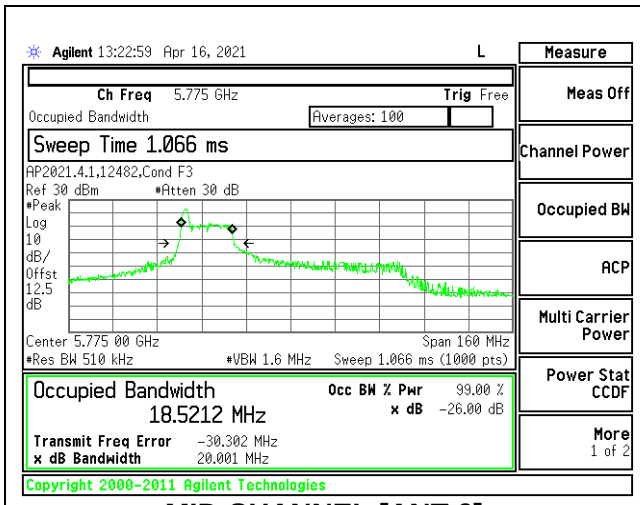

MID CHANNEL [ANT 6]

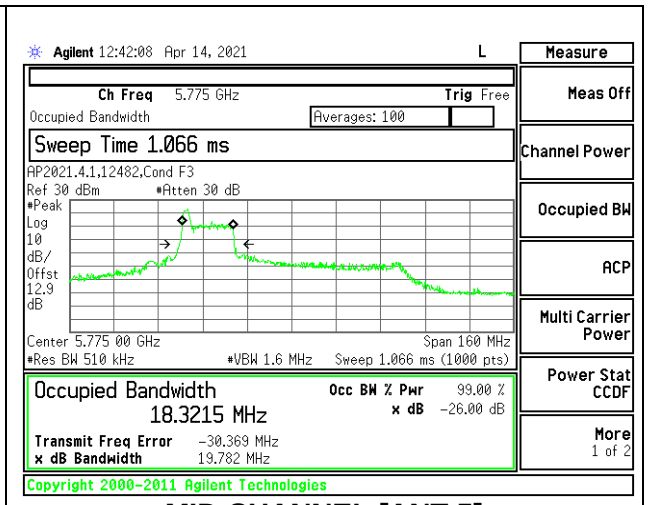

MID CHANNEL [ANT 5]

2TX Antenna 6 + Antenna 5 OFDMA MODE: 26 Tones, RU Index 18

Channel	Frequency (MHz)	99% Bandwidth Antenna 6 (MHz)	99% Bandwidth Antenna 5 (MHz)
Mid	5775	37.3449	36.3968

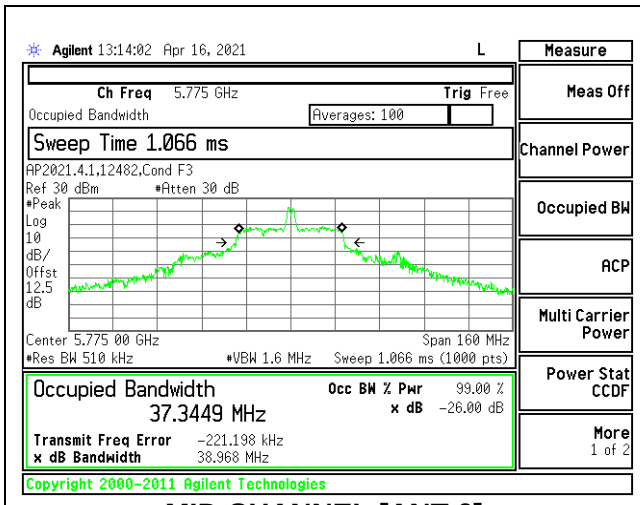

MID CHANNEL [ANT 6]

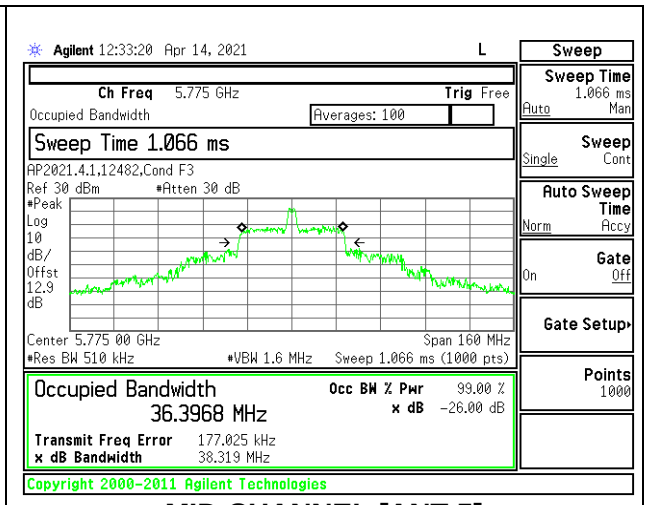

MID CHANNEL [ANT 5]

UL VERIFICATION SERVICES INC.
47173 Benicia Street, Fremont, CA 94538; USA TEL:(510) 319-4000 FAX:(510) 661-0888

This report shall not be reproduced except in full, without the written approval of UL Verification Services Inc.

2TX Antenna 6 + Antenna 5 OFDMA MODE: 26 Tones, RU Index 36

Channel	Frequency (MHz)	99% Bandwidth Antenna 6 (MHz)	99% Bandwidth Antenna 5 (MHz)
Mid	5775	20.8342	18.3034

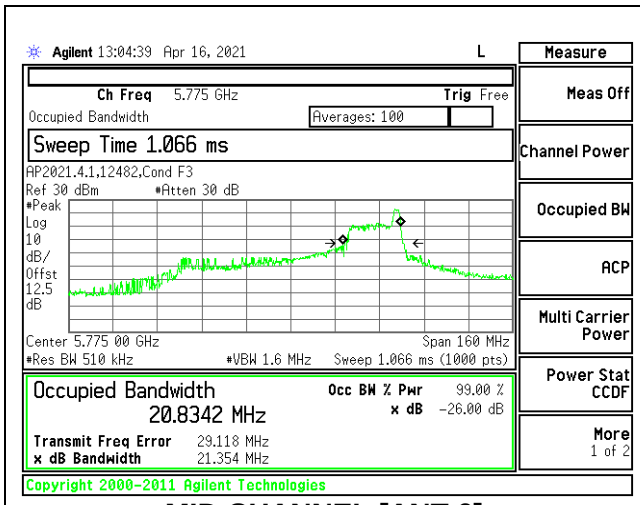

MID CHANNEL [ANT 6]

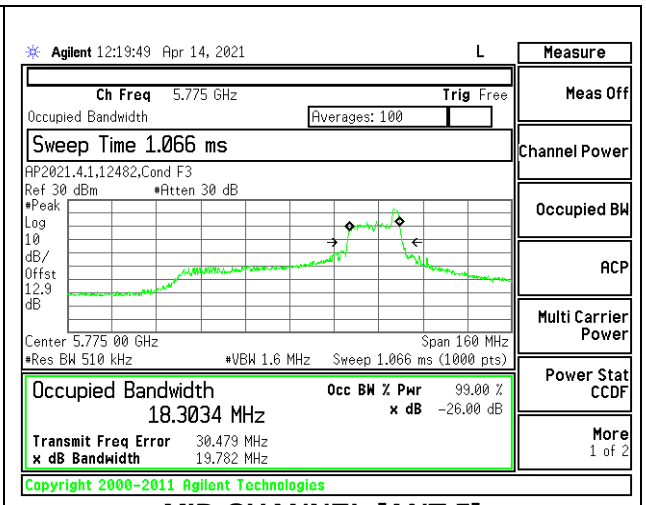

MID CHANNEL [ANT 5]

2TX Antenna 6 + Antenna 5 OFDMA MODE: SU Mode

Channel	Frequency (MHz)	99% Bandwidth Antenna 6 (MHz)	99% Bandwidth Antenna 5 (MHz)
Mid	5775	76.9752	76.7853

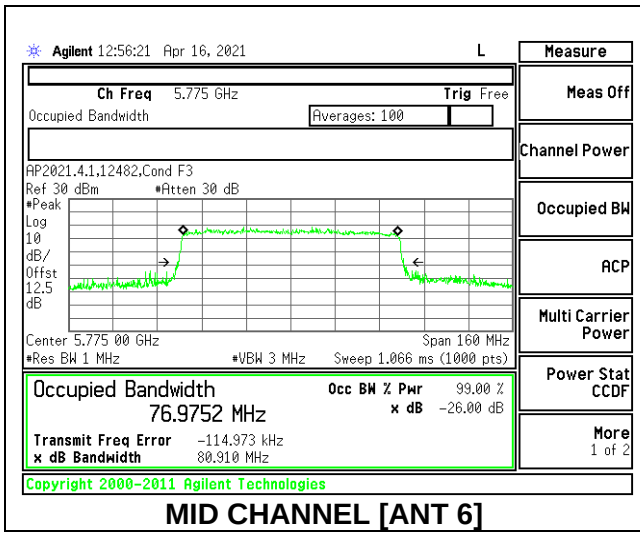

MID CHANNEL [ANT 6]

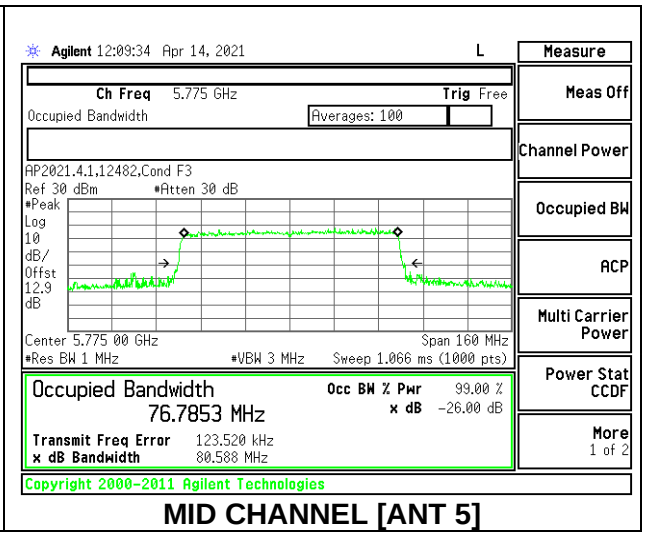

MID CHANNEL [ANT 5]

UL VERIFICATION SERVICES INC.
47173 Benicia Street, Fremont, CA 94538; USA TEL:(510) 319-4000 FAX:(510) 661-0888

This report shall not be reproduced except in full, without the written approval of UL Verification Services Inc.

9.3. 6 dB BANDWIDTH

LIMITS

FCC §15.407 (e)

The minimum 6 dB bandwidth shall be at least 500 kHz.

RESULTS

UL VERIFICATION SERVICES INC.
47173 Benicia Street, Fremont, CA 94538; USA TEL:(510) 319-4000 FAX:(510) 661-0888

This report shall not be reproduced except in full, without the written approval of UL Verification Services Inc.

9.3.1. 802.11n HT20 MODE IN THE 5.8 GHz BAND

1TX Antenna 6 MODE

Channel	Frequency (MHz)	6 dB Bandwidth (MHz)	Minimum Limit (MHz)
Low	5745	17.568	0.5
Mid	5785	17.599	0.5
High	5825	17.599	0.5
144	5720	3.890	0.5

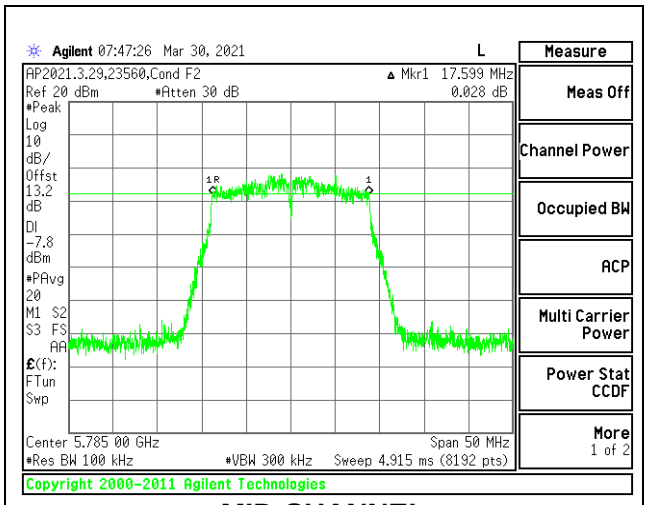

MID CHANNEL

UL VERIFICATION SERVICES INC.
47173 Benicia Street, Fremont, CA 94538; USA TEL:(510) 319-4000 FAX:(510) 661-0888

This report shall not be reproduced except in full, without the written approval of UL Verification Services Inc.

1TX Antenna 5 MODE

Channel	Frequency (MHz)	6 dB Bandwidth (MHz)	Minimum Limit (MHz)
Low	5745	17.556	0.5
Mid	5785	17.183	0.5
High	5825	17.568	0.5
144	5720	3.865	0.5

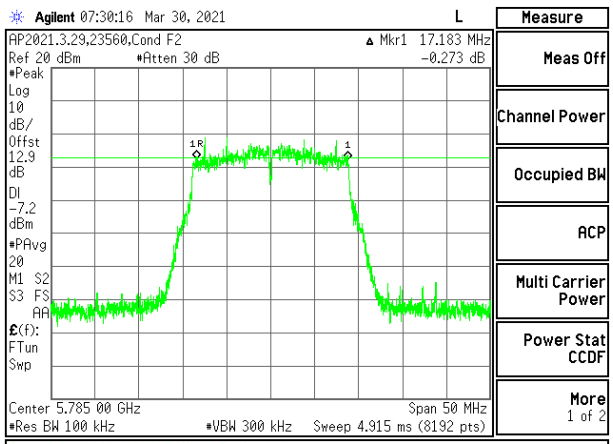

MID CHANNEL

UL VERIFICATION SERVICES INC.
47173 Benicia Street, Fremont, CA 94538; USA TEL:(510) 319-4000 FAX:(510) 661-0888

This report shall not be reproduced except in full, without the written approval of UL Verification Services Inc.

2TX Antenna 6 + Antenna 5 CDD MODE

Channel	Frequency (MHz)	6 dB Bandwidth Antenna 6 (MHz)	6 dB Bandwidth Antenna 5 (MHz)	Minimum Limit (MHz)
Low	5745	17.159	17.586	0.5
Mid	5785	17.592	17.568	0.5
High	5825	17.190	17.513	0.5
144	5720	3.790	3.775	0.5

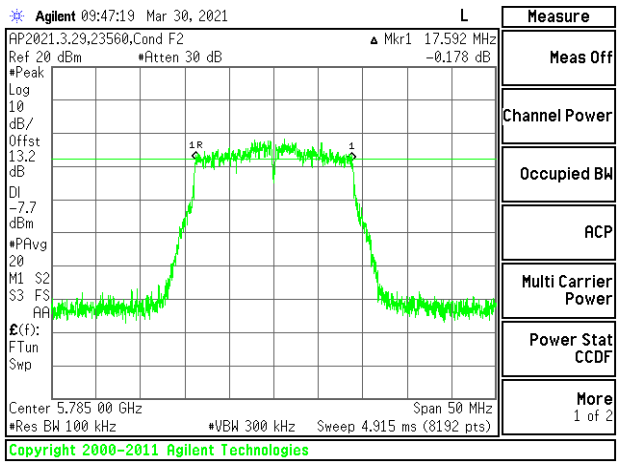

MID CHANNEL [ANT 6]

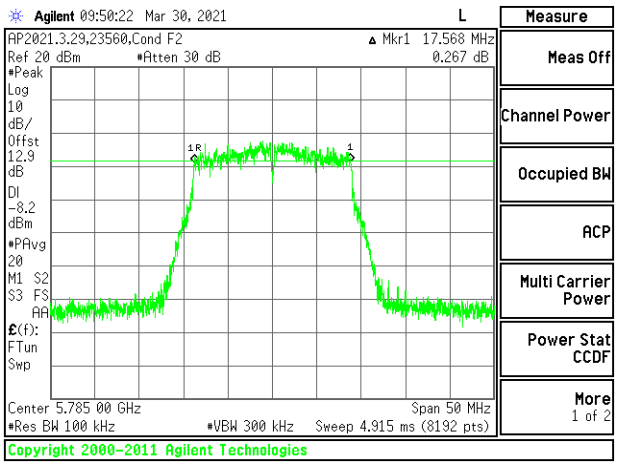

MID CHANNEL [ANT 5]

UL VERIFICATION SERVICES INC.
47173 Benicia Street, Fremont, CA 94538; USA TEL:(510) 319-4000 FAX:(510) 661-0888

This report shall not be reproduced except in full, without the written approval of UL Verification Services Inc.

9.3.2. 802.11n HT40 MODE IN THE 5.8 GHz BAND

1TX Antenna 6 MODE

Channel	Frequency (MHz)	6 dB Bandwidth (MHz)	Minimum Limit (MHz)
Low	5755	35.67	0.5
High	5795	36.30	0.5
142	5710	3.19	0.5

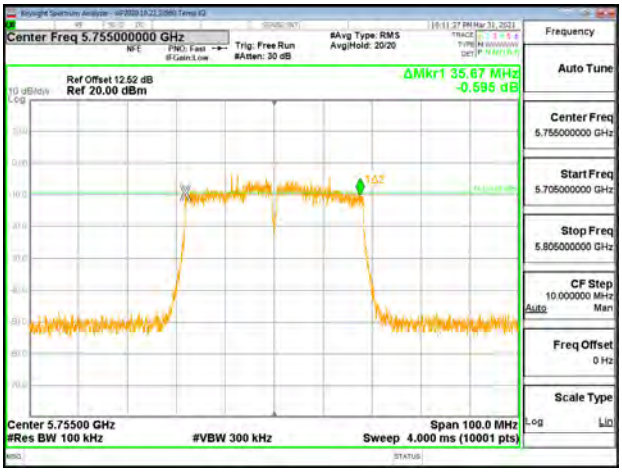

LOW CHANNEL

1TX Antenna 5 MODE

Channel	Frequency (MHz)	6 dB Bandwidth (MHz)	Minimum Limit (MHz)
Low	5755	36.08	0.5
High	5795	35.71	0.5
142	5710	3.33	0.5

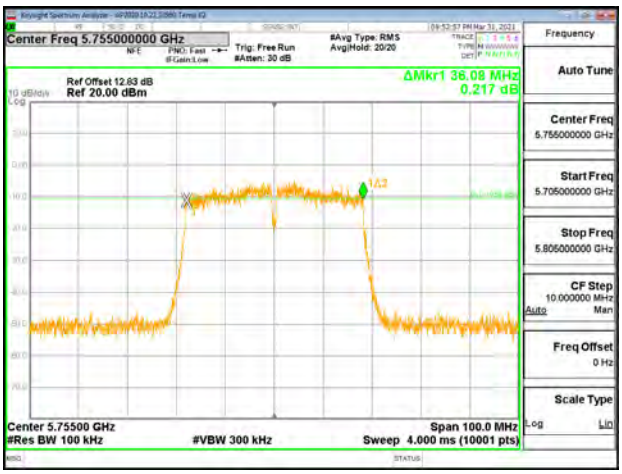

LOW CHANNEL

UL VERIFICATION SERVICES INC.
47173 Benicia Street, Fremont, CA 94538; USA TEL:(510) 319-4000 FAX:(510) 661-0888

This report shall not be reproduced except in full, without the written approval of UL Verification Services Inc.

2TX Antenna 6 + Antenna 5 CDD MODE

Channel	Frequency (MHz)	6 dB Bandwidth Antenna 6 (MHz)	6 dB Bandwidth Antenna 5 (MHz)	Minimum Limit (MHz)
Low	5755	35.44	36.32	0.5
High	5795	35.40	35.73	0.5
142	5710	3.18	3.16	0.5

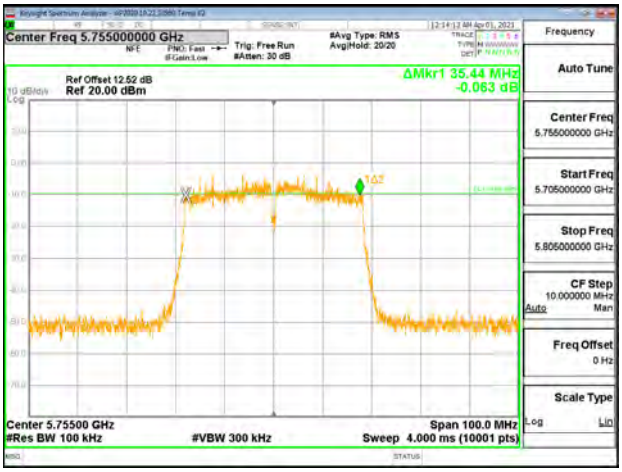

LOW CHANNEL [ANT 6]

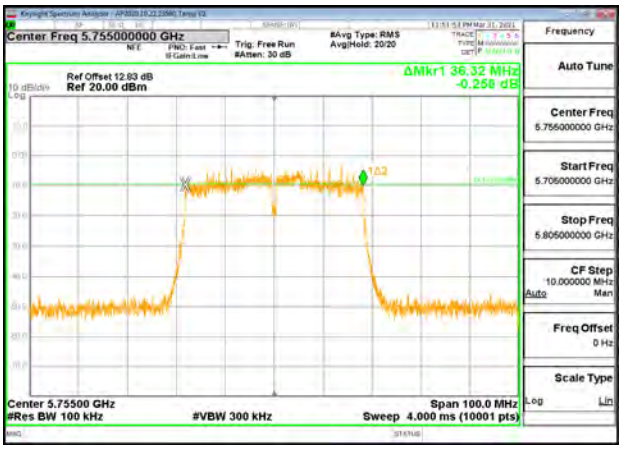

LOW CHANNEL [ANT 5]

UL VERIFICATION SERVICES INC.
47173 Benicia Street, Fremont, CA 94538; USA TEL:(510) 319-4000 FAX:(510) 661-0888

This report shall not be reproduced except in full, without the written approval of UL Verification Services Inc.

9.3.3. **802.11ac VHT80 MODE IN THE 5.8 GHz BAND**

1TX Antenna 6 MODE

Channel	Frequency (MHz)	6 dB Bandwidth (MHz)	Minimum Limit (MHz)
Mid	5775	75.18	0.5
138	5690	3.18	0.5

MID CHANNEL

1TX Antenna 5 MODE

Channel	Frequency (MHz)	6 dB Bandwidth (MHz)	Minimum Limit (MHz)
Mid	5775	75.20	0.5
138	5690	3.18	0.5

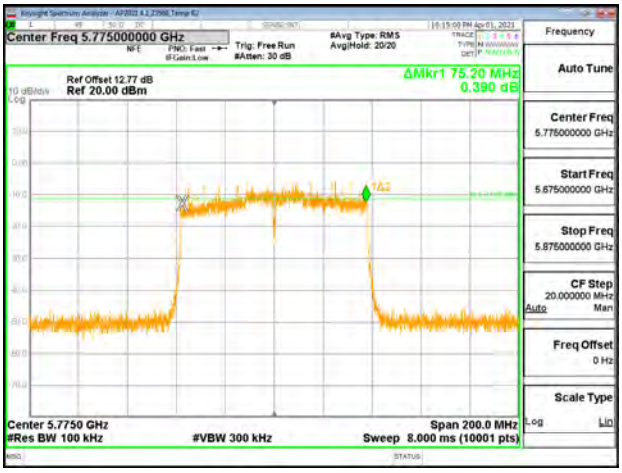

MID CHANNEL

UL VERIFICATION SERVICES INC.
47173 Benicia Street, Fremont, CA 94538; USA TEL:(510) 319-4000 FAX:(510) 661-0888

This report shall not be reproduced except in full, without the written approval of UL Verification Services Inc.

2TX Antenna 6 + Antenna 5 CDD MODE

Channel	Frequency (MHz)	6 dB Bandwidth Antenna 6 (MHz)	6 dB Bandwidth Antenna 5 (MHz)	Minimum Limit (MHz)
Mid	5775	75.20	73.84	0.5
138	5690	3.18	3.18	0.5

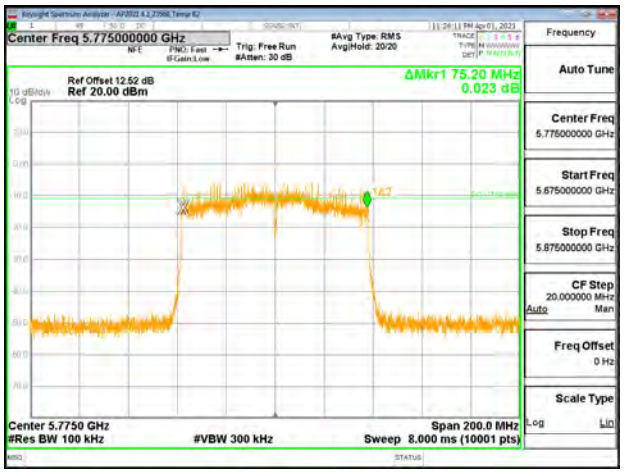

MID CHANNEL [ANT 6]

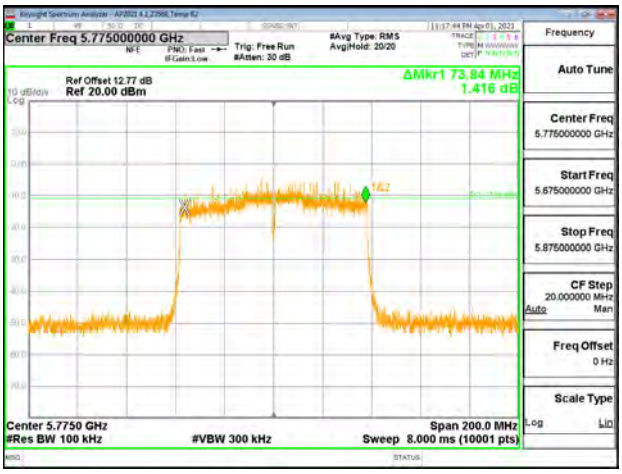

MID CHANNEL [ANT 5]

UL VERIFICATION SERVICES INC.
47173 Benicia Street, Fremont, CA 94538; USA TEL:(510) 319-4000 FAX:(510) 661-0888

This report shall not be reproduced except in full, without the written approval of UL Verification Services Inc.

9.3.4. 802.11ax HE20 MODE IN THE 5.8 GHz BAND

1TX Antenna 6 MODE: 26 Tones, RU Index 0

Channel	Frequency (MHz)	6 dB Bandwidth (MHz)	Minimum Limit (MHz)
Low	5745	1.990	0.5
Mid	5785	1.940	0.5
High	5825	1.975	0.5

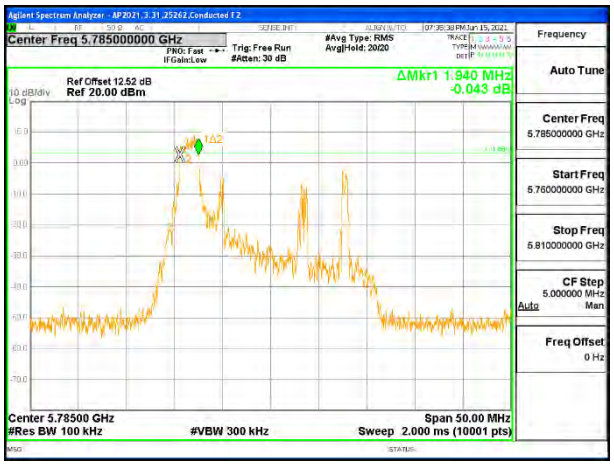

MID CHANNEL

1TX Antenna 6 MODE: 26 Tones, RU Index 4

Channel	Frequency (MHz)	6 dB Bandwidth (MHz)	Minimum Limit (MHz)
Low	5745	2.560	0.5
Mid	5785	2.580	0.5
High	5825	2.555	0.5

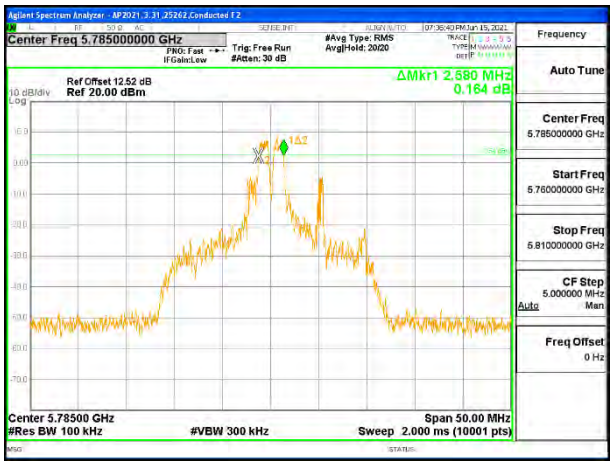

MID CHANNEL

UL VERIFICATION SERVICES INC.
47173 Benicia Street, Fremont, CA 94538; USA TEL:(510) 319-4000 FAX:(510) 661-0888

This report shall not be reproduced except in full, without the written approval of UL Verification Services Inc.

1TX Antenna 6 MODE: 26 Tones, RU Index 8

Channel	Frequency (MHz)	6 dB Bandwidth (MHz)	Minimum Limit (MHz)
Low	5745	1.990	0.5
Mid	5785	2.040	0.5
High	5825	2.010	0.5
144	5720	1.975	0.5

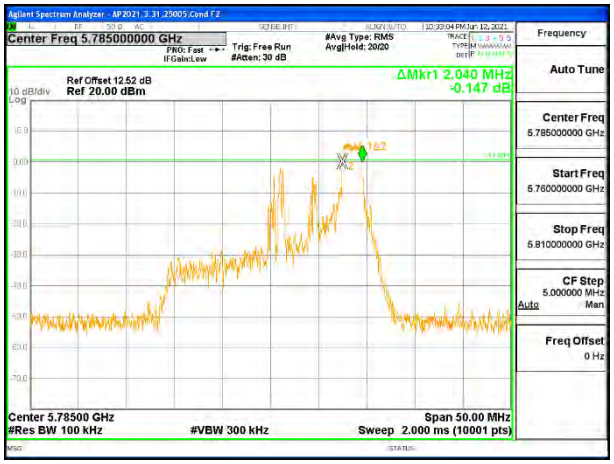

MID CHANNEL

1TX Antenna 6 MODE: SU Mode

Channel	Frequency (MHz)	6 dB Bandwidth (MHz)	Minimum Limit (MHz)
Low	5745	19.030	0.5
Mid	5785	18.650	0.5
High	5825	19.015	0.5
144	5720	4.540	0.5

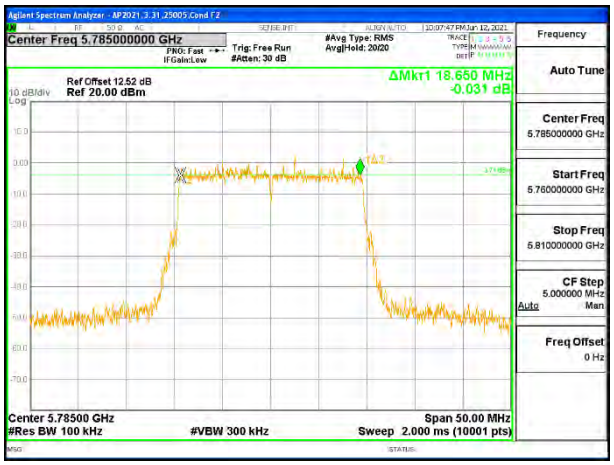

MID CHANNEL

UL VERIFICATION SERVICES INC.
47173 Benicia Street, Fremont, CA 94538; USA TEL:(510) 319-4000 FAX:(510) 661-0888

This report shall not be reproduced except in full, without the written approval of UL Verification Services Inc.

1TX Antenna 5 MODE: 26 Tones, RU Index 0

Channel	Frequency (MHz)	6 dB Bandwidth (MHz)	Minimum Limit (MHz)
Low	5745	2.020	0.5
Mid	5785	2.045	0.5
High	5825	2.055	0.5

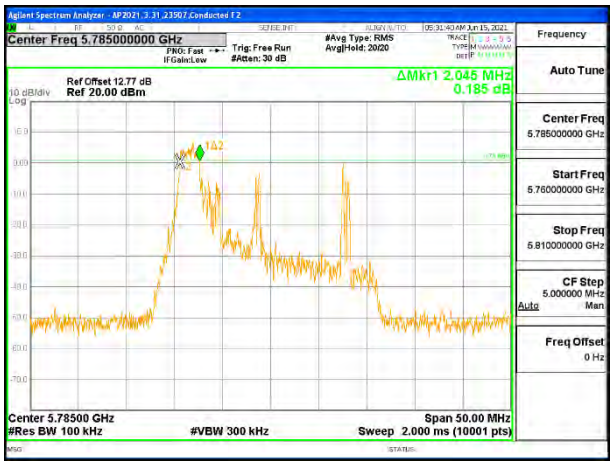

MID CHANNEL

1TX Antenna 5 MODE: 26 Tones, RU Index 4

Channel	Frequency (MHz)	6 dB Bandwidth (MHz)	Minimum Limit (MHz)
Low	5745	2.575	0.5
Mid	5785	2.570	0.5
High	5825	2.615	0.5

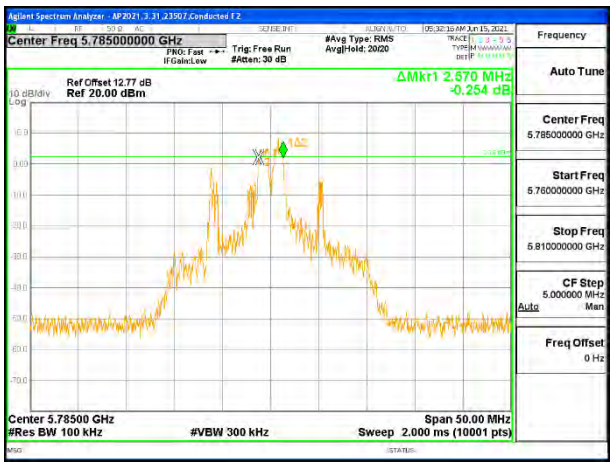

MID CHANNEL

UL VERIFICATION SERVICES INC.
47173 Benicia Street, Fremont, CA 94538; USA TEL:(510) 319-4000 FAX:(510) 661-0888

This report shall not be reproduced except in full, without the written approval of UL Verification Services Inc.

1TX Antenna 5 MODE: 26 Tones, RU Index 8

Channel	Frequency (MHz)	6 dB Bandwidth (MHz)	Minimum Limit (MHz)
Low	5745	2.040	0.5
Mid	5785	2.040	0.5
High	5825	2.010	0.5
144	5720	2.000	0.5

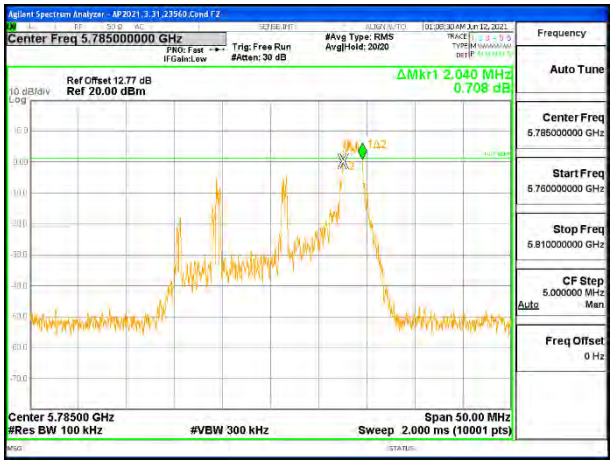

MID CHANNEL

1TX Antenna 5 MODE: SU Mode

Channel	Frequency (MHz)	6 dB Bandwidth (MHz)	Minimum Limit (MHz)
Low	5745	19.070	0.5
Mid	5785	19.000	0.5
High	5825	19.040	0.5
144	5720	4.440	0.5

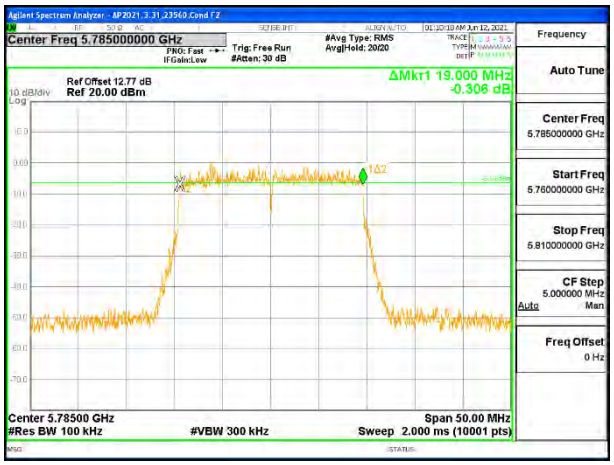

MID CHANNEL

UL VERIFICATION SERVICES INC.
47173 Benicia Street, Fremont, CA 94538; USA TEL:(510) 319-4000 FAX:(510) 661-0888

This report shall not be reproduced except in full, without the written approval of UL Verification Services Inc.

2TX Antenna 6 + Antenna 5 OFDMA MODE: 26 Tones, RU Index 0

Channel	Frequency (MHz)	6 dB Bandwidth Antenna 6 (MHz)	6 dB Bandwidth Antenna 5 (MHz)	Minimum Limit (MHz)
Low	5745	2.065	1.990	0.5
Mid	5785	2.040	2.005	0.5
High	5825	2.050	2.090	0.5

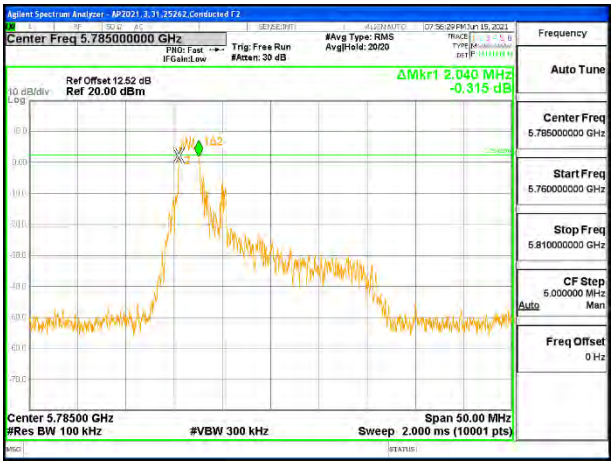

MID CHANNEL [ANT 6]

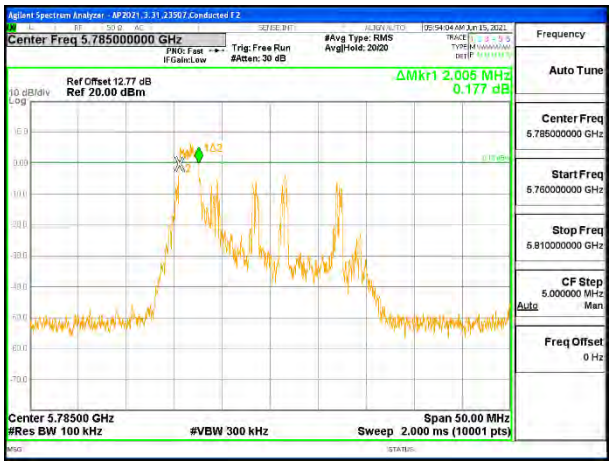

MID CHANNEL [ANT 5]

2TX Antenna 6 + Antenna 5 OFDMA MODE: 26 Tones, RU Index 4

Channel	Frequency (MHz)	6 dB Bandwidth Antenna 6 (MHz)	6 dB Bandwidth Antenna 5 (MHz)	Minimum Limit (MHz)
Low	5745	2.555	2.580	0.5
Mid	5785	2.595	2.570	0.5
High	5825	2.595	2.545	0.5

MID CHANNEL [ANT 6]

MID CHANNEL [ANT 5]

UL VERIFICATION SERVICES INC.
47173 Benicia Street, Fremont, CA 94538; USA TEL:(510) 319-4000 FAX:(510) 661-0888

This report shall not be reproduced except in full, without the written approval of UL Verification Services Inc.

2TX Antenna 6 + Antenna 5 OFDMA MODE: 26 Tones, RU Index 8

Channel	Frequency (MHz)	6 dB Bandwidth Antenna 6 (MHz)	6 dB Bandwidth Antenna 5 (MHz)	Minimum Limit (MHz)
Low	5745	1.990	2.095	0.5
Mid	5785	2.000	2.055	0.5
High	5825	2.000	2.000	0.5
144	5720	2.010	2.085	0.5

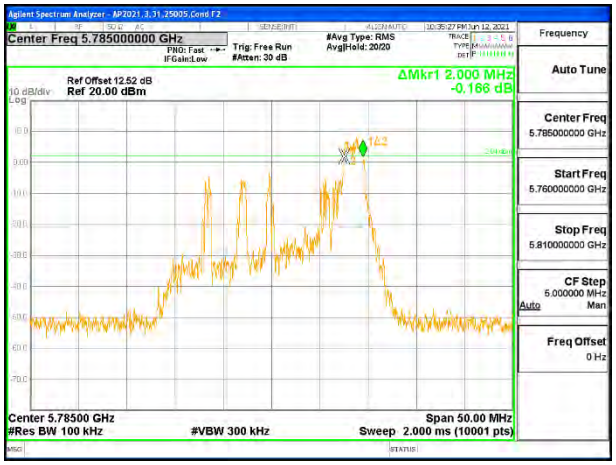

MID CHANNEL [ANT 6]

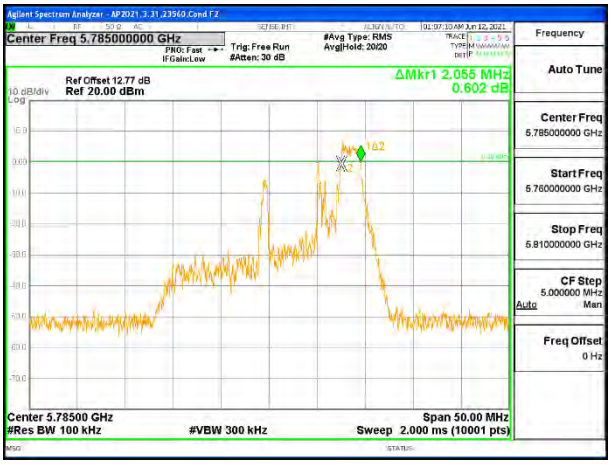

MID CHANNEL [ANT 5]

2TX Antenna 6 + Antenna 5 OFDMA MODE: SU Mode

Channel	Frequency (MHz)	6 dB Bandwidth Antenna 6 (MHz)	6 dB Bandwidth Antenna 5 (MHz)	Minimum Limit (MHz)
Low	5745	19.055	19.035	0.5
Mid	5785	18.900	19.070	0.5
High	5825	19.075	18.835	0.5
144	5720	3.845	4.590	0.5

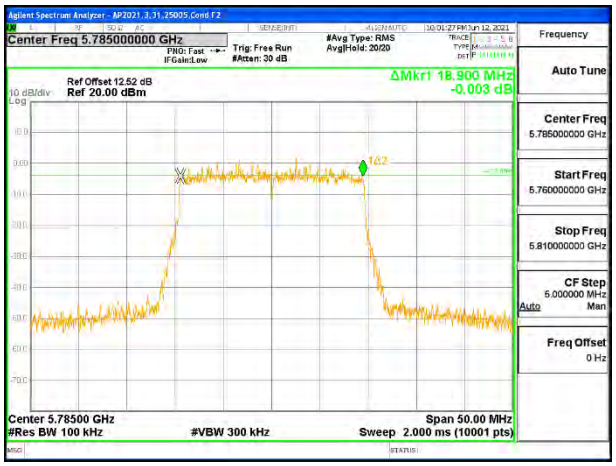

MID CHANNEL [ANT 6]

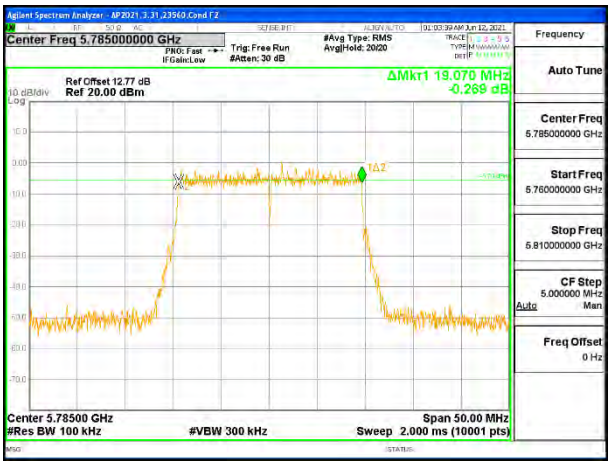

MID CHANNEL [ANT 5]

UL VERIFICATION SERVICES INC.
47173 Benicia Street, Fremont, CA 94538; USA TEL:(510) 319-4000 FAX:(510) 661-0888

This report shall not be reproduced except in full, without the written approval of UL Verification Services Inc.

9.3.5. 802.11ax HE40 MODE IN THE 5.8 GHz BAND

1TX Antenna 6 MODE: 26 Tones, RU Index 0

Channel	Frequency (MHz)	6 dB Bandwidth (MHz)	Minimum Limit (MHz)
Low	5755	1.97	0.5
High	5795	2.03	0.5

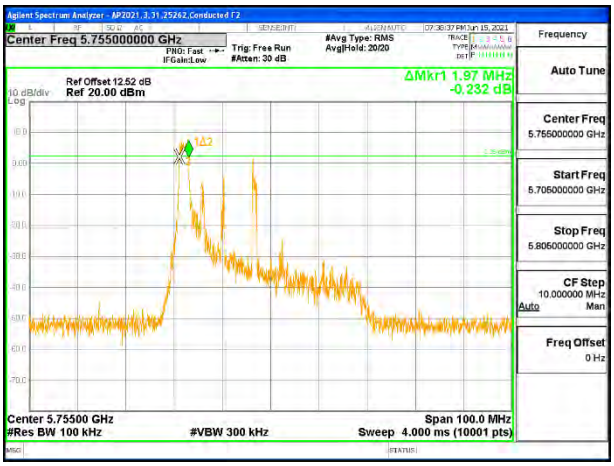

LOW CHANNEL

1TX Antenna 6 MODE: 26 Tones, RU Index 8

Channel	Frequency (MHz)	6 dB Bandwidth (MHz)	Minimum Limit (MHz)
Low	5755	2.03	0.5
High	5795	2.05	0.5

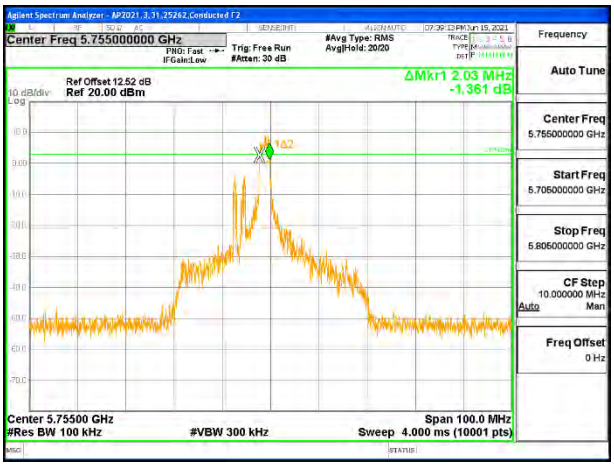

LOW CHANNEL

UL VERIFICATION SERVICES INC.
47173 Benicia Street, Fremont, CA 94538; USA TEL:(510) 319-4000 FAX:(510) 661-0888

This report shall not be reproduced except in full, without the written approval of UL Verification Services Inc.

1TX Antenna 6 MODE: 26 Tones, RU Index 17

Channel	Frequency (MHz)	6 dB Bandwidth (MHz)	Minimum Limit (MHz)
Low	5755	2.03	0.5
High	5795	2.06	0.5
142	5710	1.87	0.5

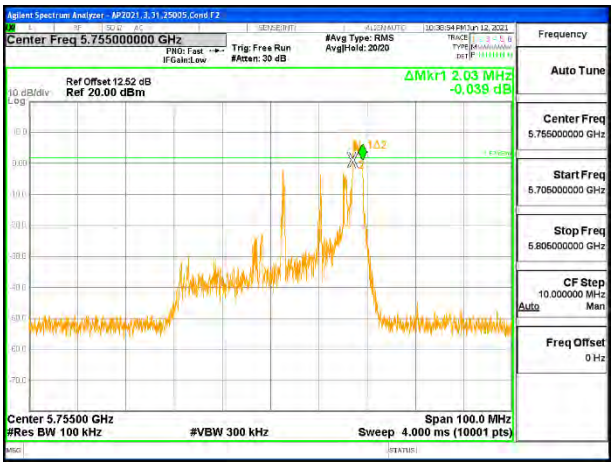

LOW CHANNEL

1TX Antenna 6 MODE: SU Mode

Channel	Frequency (MHz)	6 dB Bandwidth (MHz)	Minimum Limit (MHz)
Low	5755	37.44	0.5
High	5795	38.03	0.5
142	5710	4.00	0.5

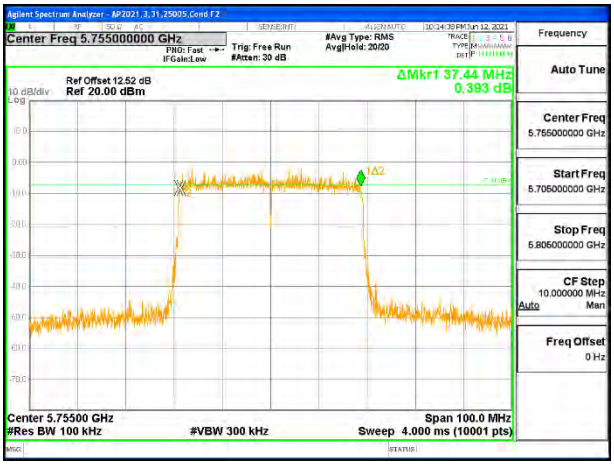

LOW CHANNEL

UL VERIFICATION SERVICES INC.
47173 Benicia Street, Fremont, CA 94538; USA TEL:(510) 319-4000 FAX:(510) 661-0888

This report shall not be reproduced except in full, without the written approval of UL Verification Services Inc.

1TX Antenna 5 MODE: 26 Tones, RU Index 0

Channel	Frequency (MHz)	6 dB Bandwidth (MHz)	Minimum Limit (MHz)
Low	5755	2.00	0.5
High	5795	2.01	0.5

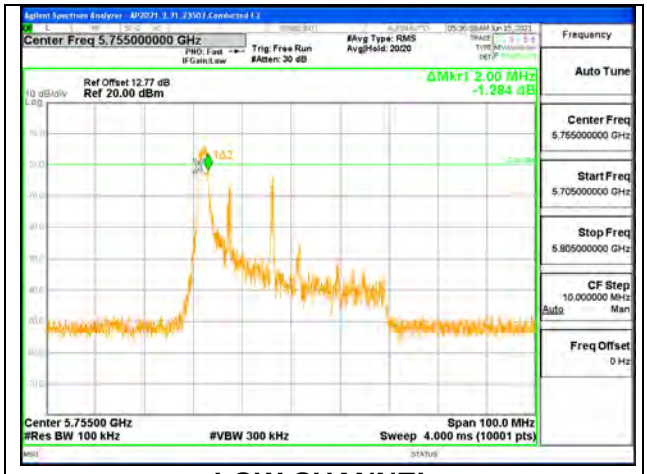

LOW CHANNEL

1TX Antenna 5 MODE: 26 Tones, RU Index 8

Channel	Frequency (MHz)	6 dB Bandwidth (MHz)	Minimum Limit (MHz)
Low	5755	1.95	0.5
High	5795	2.08	0.5

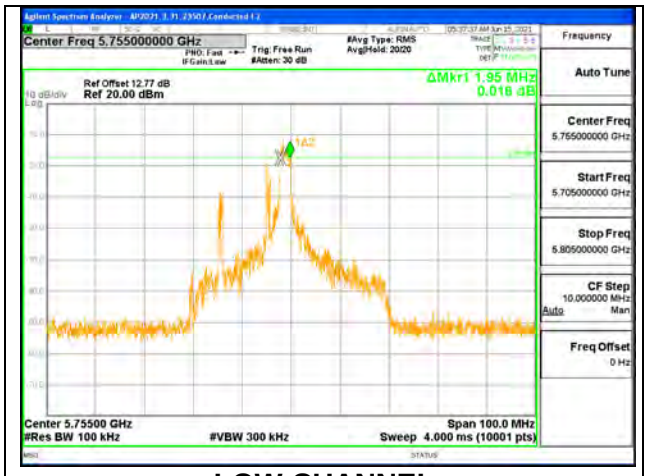

LOW CHANNEL

UL VERIFICATION SERVICES INC.
47173 Benicia Street, Fremont, CA 94538; USA TEL:(510) 319-4000 FAX:(510) 661-0888

This report shall not be reproduced except in full, without the written approval of UL Verification Services Inc.

1TX Antenna 5 MODE: 26 Tones, RU Index 17

Channel	Frequency (MHz)	6 dB Bandwidth (MHz)	Minimum Limit (MHz)
Low	5755	1.98	0.5
High	5795	1.99	0.5
142	5710	1.97	0.5

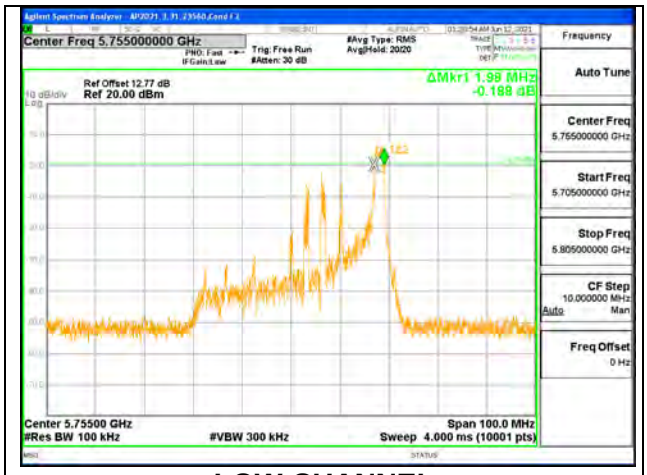

LOW CHANNEL

1TX Antenna 5 MODE: SU Mode

Channel	Frequency (MHz)	6 dB Bandwidth (MHz)	Minimum Limit (MHz)
Low	5755	37.49	0.5
High	5795	37.48	0.5
142	5710	4.09	0.5

LOW CHANNEL

UL VERIFICATION SERVICES INC.
47173 Benicia Street, Fremont, CA 94538; USA TEL:(510) 319-4000 FAX:(510) 661-0888

This report shall not be reproduced except in full, without the written approval of UL Verification Services Inc.

2TX Antenna 6 + Antenna 5 OFDMA MODE: 26 Tones, RU Index 0

Channel	Frequency (MHz)	6 dB Bandwidth Antenna 6 (MHz)	6 dB Bandwidth Antenna 5 (MHz)	Minimum Limit (MHz)
Low	5755	1.98	2.07	0.5
High	5795	1.85	2.03	0.5

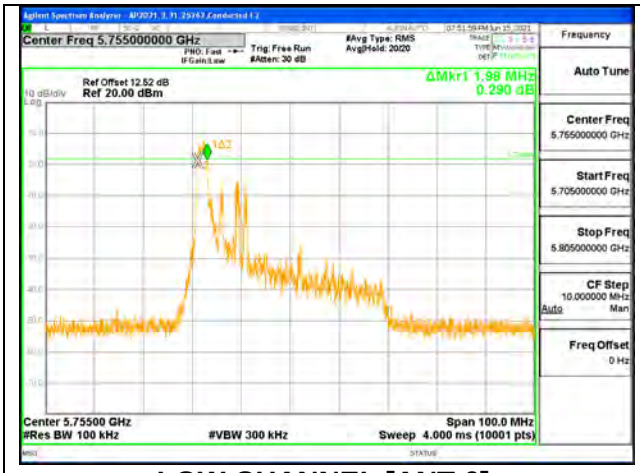

LOW CHANNEL [ANT 6]

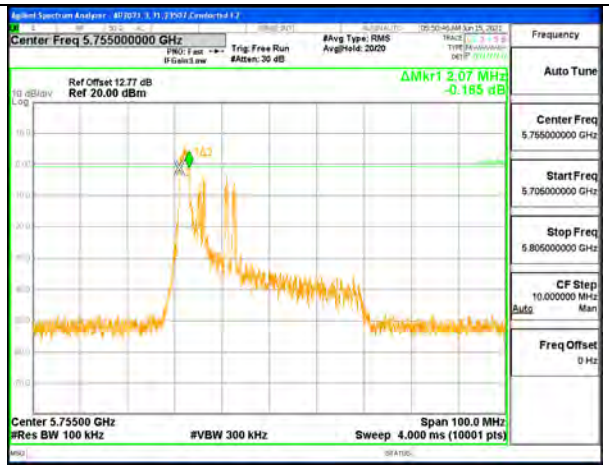

LOW CHANNEL [ANT 5]

2TX Antenna 6 + Antenna 5 OFDMA MODE: 26 Tones, RU Index 8

Channel	Frequency (MHz)	6 dB Bandwidth Antenna 6 (MHz)	6 dB Bandwidth Antenna 5 (MHz)	Minimum Limit (MHz)
Low	5755	2.02	2.04	0.5
High	5795	2.04	2.04	0.5

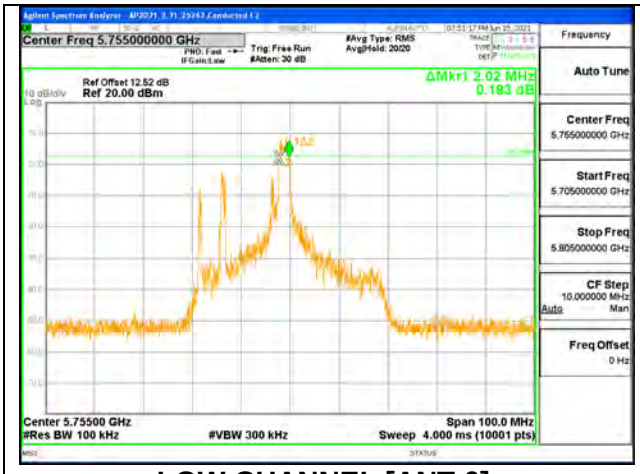

LOW CHANNEL [ANT 6]

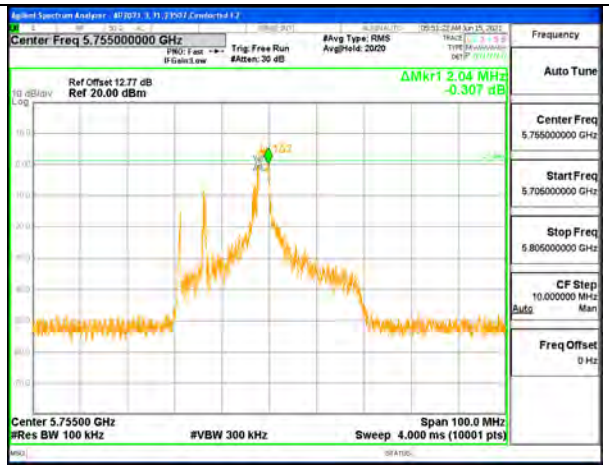

LOW CHANNEL [ANT 5]

UL VERIFICATION SERVICES INC.
47173 Benicia Street, Fremont, CA 94538; USA TEL:(510) 319-4000 FAX:(510) 661-0888

This report shall not be reproduced except in full, without the written approval of UL Verification Services Inc.

2TX Antenna 6 + Antenna 5 OFDMA MODE: 26 Tones, RU Index 17

Channel	Frequency (MHz)	6 dB Bandwidth Antenna 6 (MHz)	6 dB Bandwidth Antenna 5 (MHz)	Minimum Limit (MHz)
Low	5755	2.01	2.09	0.5
High	5795	1.97	2.10	0.5
142	5710	1.98	2.01	0.5

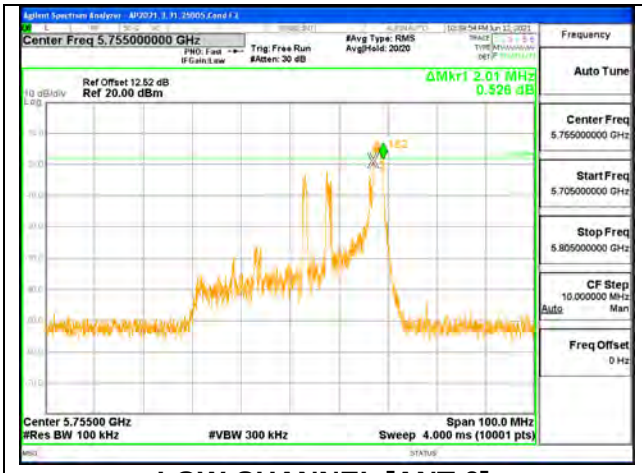

LOW CHANNEL [ANT 6]

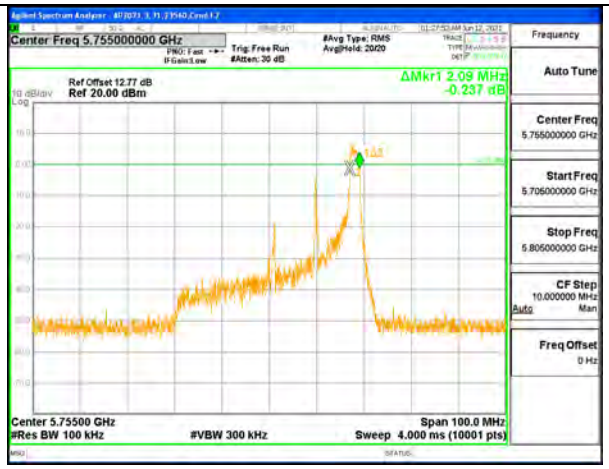

LOW CHANNEL [ANT 5]

2TX Antenna 6 + Antenna 5 OFDMA MODE: SU Mode

Channel	Frequency (MHz)	6 dB Bandwidth Antenna 6 (MHz)	6 dB Bandwidth Antenna 5 (MHz)	Minimum Limit (MHz)
Low	5755	37.24	37.32	0.5
High	5795	37.79	37.14	0.5
142	5710	4.05	3.96	0.5

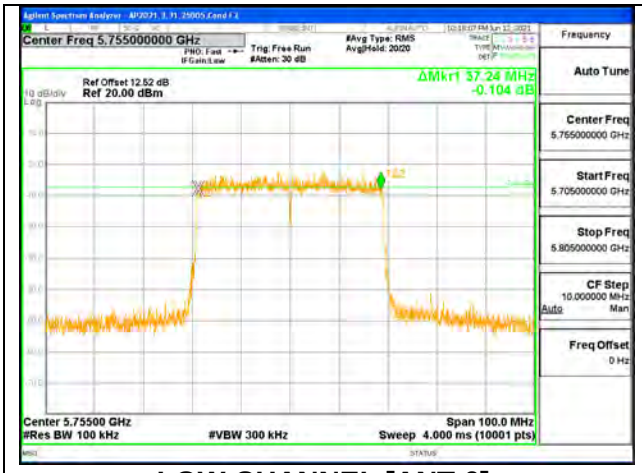

LOW CHANNEL [ANT 6]

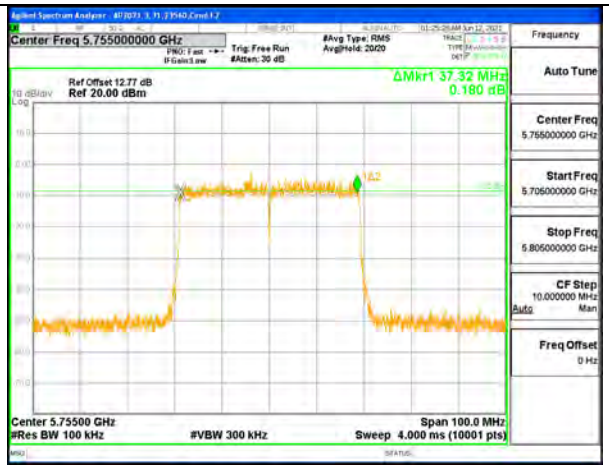

LOW CHANNEL [ANT 5]

UL VERIFICATION SERVICES INC.
47173 Benicia Street, Fremont, CA 94538; USA TEL:(510) 319-4000 FAX:(510) 661-0888

This report shall not be reproduced except in full, without the written approval of UL Verification Services Inc.

9.3.6. 802.11ax HE80 MODE IN THE 5.8 GHz BAND

1TX Antenna 6 MODE: 26 Tones, RU Index 0

Channel	Frequency (MHz)	6 dB Bandwidth (MHz)	Minimum Limit (MHz)
Mid	5775	2.02	0.5

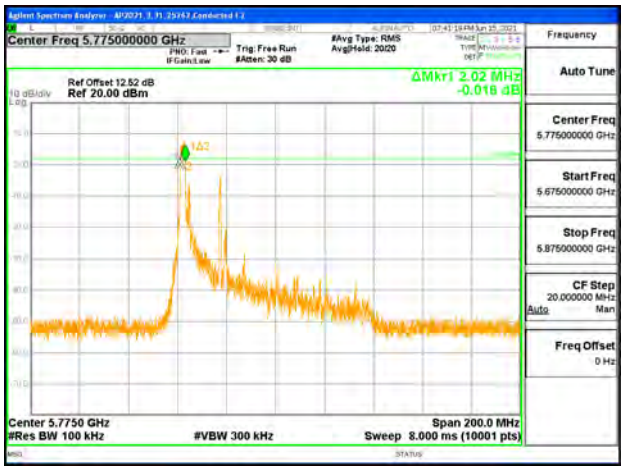

MID CHANNEL

1TX Antenna 6 MODE: 26 Tones, RU Index 18

Channel	Frequency (MHz)	6 dB Bandwidth (MHz)	Minimum Limit (MHz)
Mid	5775	2.60	0.5

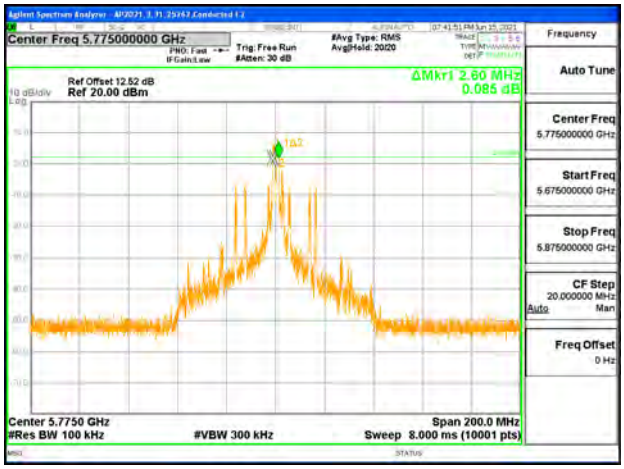

MID CHANNEL

UL VERIFICATION SERVICES INC.
47173 Benicia Street, Fremont, CA 94538; USA TEL:(510) 319-4000 FAX:(510) 661-0888

This report shall not be reproduced except in full, without the written approval of UL Verification Services Inc.

1TX Antenna 6 MODE: 26 Tones, RU Index 36

Channel	Frequency (MHz)	6 dB Bandwidth (MHz)	Minimum Limit (MHz)
Mid	5775	2.00	0.5
138	5690	2.06	0.5

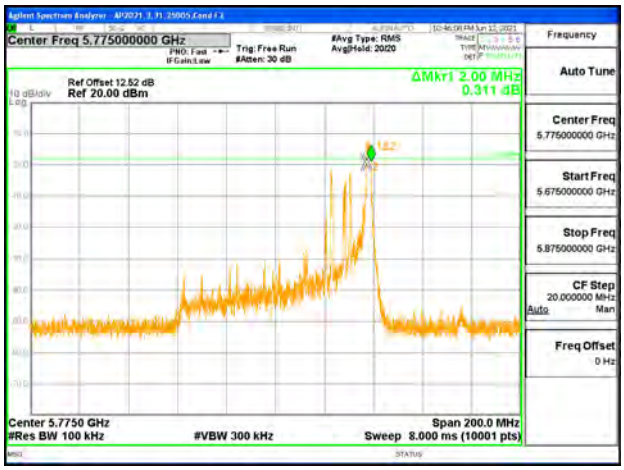

MID CHANNEL

1TX Antenna 6 MODE: SU Mode

Channel	Frequency (MHz)	6 dB Bandwidth (MHz)	Minimum Limit (MHz)
Mid	5775	76.26	0.5
138	5690	3.86	0.5

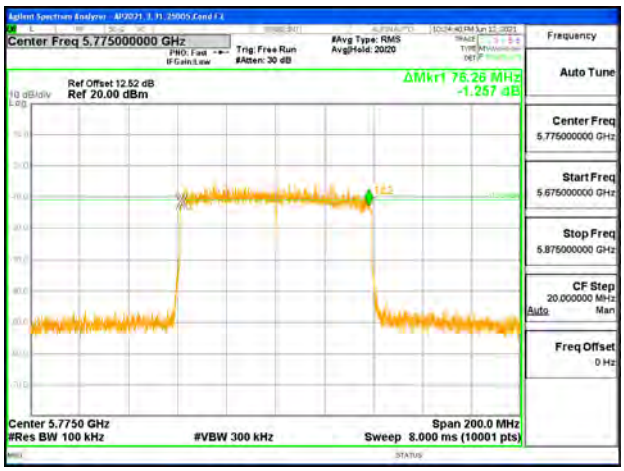

MID CHANNEL

UL VERIFICATION SERVICES INC.
47173 Benicia Street, Fremont, CA 94538; USA TEL:(510) 319-4000 FAX:(510) 661-0888

This report shall not be reproduced except in full, without the written approval of UL Verification Services Inc.