VERTICAL RESULT

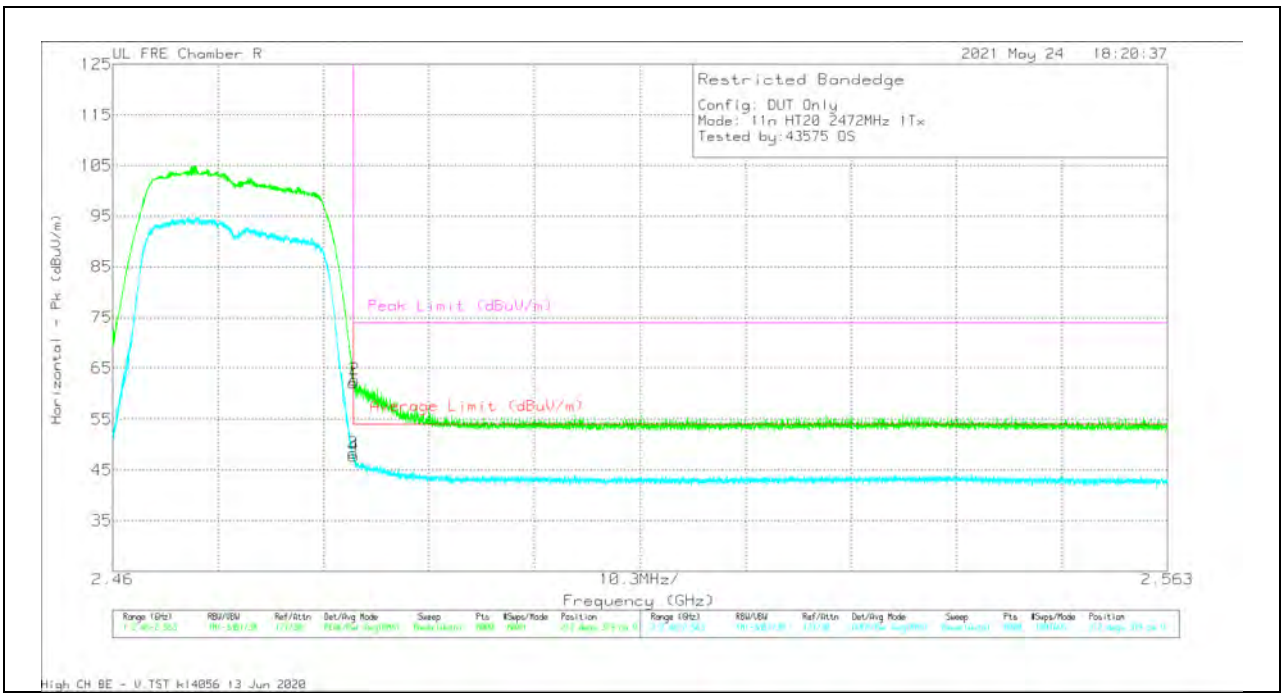

Trace Markers

Marker	Frequency (GHz)	Meter Reading (dBuV)	Det	AF PRE0213973 (dB/m)	Amp/Cbl/Fltr/Pad (dB)	DC Corr (dB)	Corrected Reading (dBuV/m)	Average Limit (dBuV/m)	Margin (dB)	Peak Limit (dBuV/m)	PK Margin (dB)	Azimuth (Degs)	Height (cm)	Polarity
1	2.4835	65.04	Pk	32.5	-35.3	0	62.24	-	-	74	-11.76	212	379	V
3	2.4835	50.81	RMS	32.5	-35.3	.39	48.4	54	-5.6	-	-	212	379	V
4	2.48353	50.2	RMS	32.5	-35.3	.39	47.79	54	-6.21	-	-	212	379	V
2	2.48359	65.56	Pk	32.5	-35.3	0	62.76	-	-	74	-11.24	212	379	V

Pk - Peak detector
RMS - RMS detection

UL VERIFICATION SERVICES INC.
47173 Benicia Street, Fremont, CA 94538; USA TEL:(510) 319-4000 FAX:(510) 661-0888

This report shall not be reproduced except in full, without the written approval of UL Verification Services Inc.

10.1.3. TX ABOVE 1 GHz 802.11n HT20 CDD MODE IN THE 2.4 GHz BAND

2TX ANTENNA 4 + ANTENNA 3 CDD MODE

BANDEDGE (LOW CHANNEL, CH 1)

HORIZONTAL RESULT

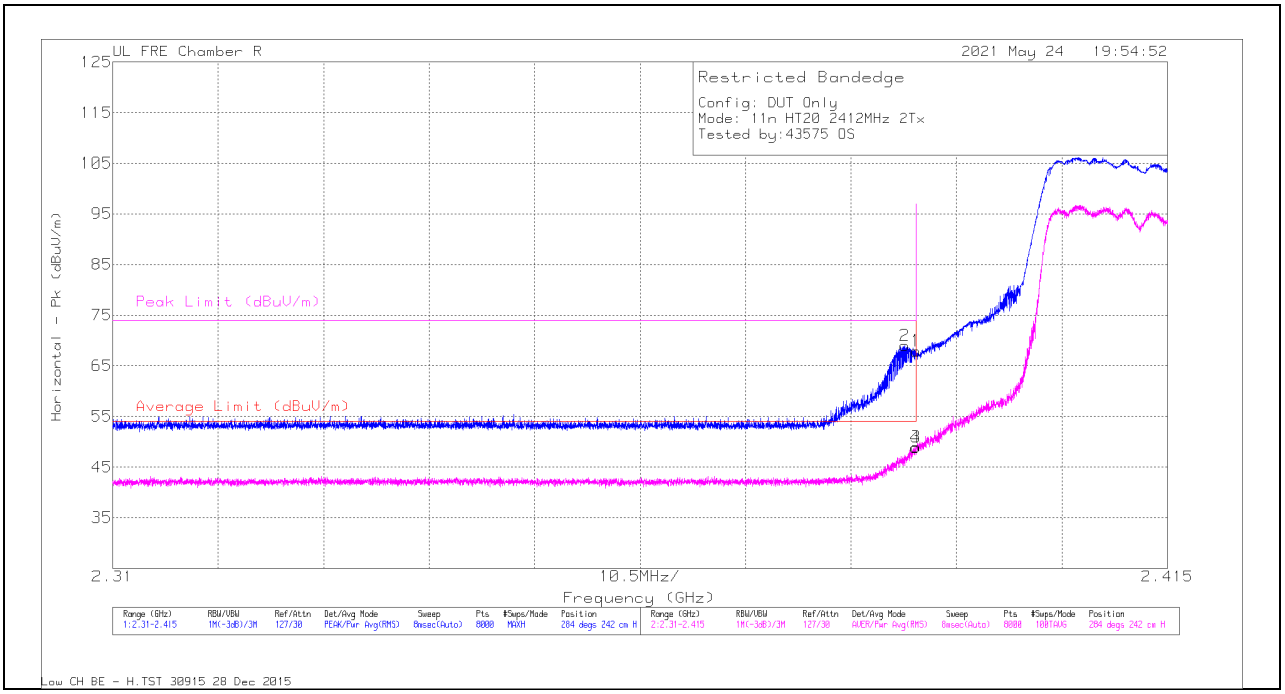

Trace Markers

Marker	Frequency (GHz)	Meter Reading (dBuV)	Det	AF PRE0213973 (dB/m)	Amp/Cbl/Fltr/Pad (dB)	DC Corr (dB)	Corrected Reading (dBuV/m)	Average Limit (dBuV/m)	Margin (dB)	Peak Limit (dBuV/m)	PK Margin (dB)	Azimuth (Degs)	Height (cm)	Polarity
2	2.38888	72.45	Pk	32.1	-35.5	0	69.05	-	-	74	-4.95	284	242	H
4	2.38994	51.9	RMS	32.1	-35.5	.39	48.89	54	-5.11	-	-	284	242	H
1	2.39	71.35	Pk	32.1	-35.5	0	67.95	-	-	74	-6.05	284	242	H
3	2.39	51.96	RMS	32.1	-35.5	.39	48.95	54	-5.05	-	-	284	242	H

Pk - Peak detector
RMS - RMS detection

UL VERIFICATION SERVICES INC.
47173 Benicia Street, Fremont, CA 94538; USA TEL:(510) 319-4000 FAX:(510) 661-0888

This report shall not be reproduced except in full, without the written approval of UL Verification Services Inc.

VERTICAL RESULT

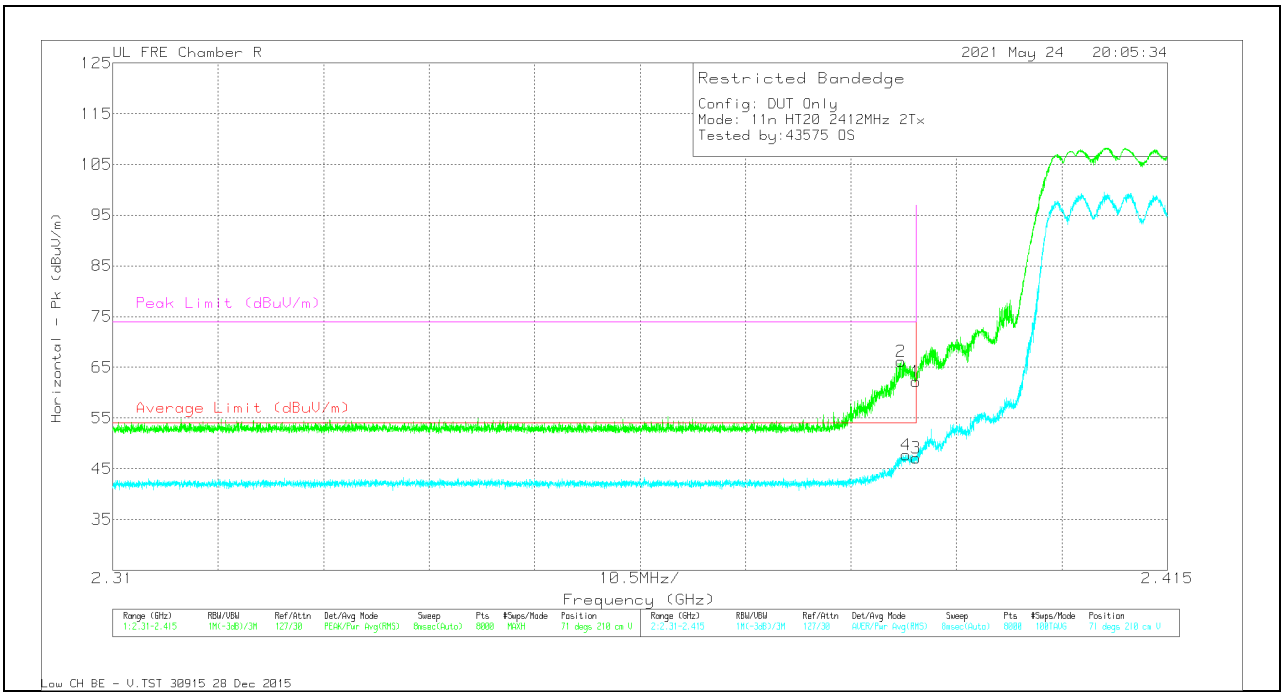

Trace Markers

Marker	Frequency (GHz)	Meter Reading (dBuV)	Det	AF PRE0213973 (dB/m)	Amp/Cbl/Fltr/Pad (dB)	DC Corr (dB)	Corrected Reading (dBuV/m)	Average Limit (dBuV/m)	Margin (dB)	Peak Limit (dBuV/m)	PK Margin (dB)	Azimuth (Degs)	Height (cm)	Polarity
2	2.3885	69.59	Pk	32.1	-35.5	0	66.19	-	-	74	-7.81	71	210	V
4	2.38896	50.77	RMS	32.1	-35.5	.39	47.76	54	-6.24	-	-	71	210	V
1	2.39	65.61	Pk	32.1	-35.5	0	62.21	-	-	74	-11.79	71	210	V
3	2.39	50.07	RMS	32.1	-35.5	.39	47.06	54	-6.94	-	-	71	210	V

Pk - Peak detector
RMS - RMS detection

UL VERIFICATION SERVICES INC.
47173 Benicia Street, Fremont, CA 94538; USA TEL:(510) 319-4000 FAX:(510) 661-0888

This report shall not be reproduced except in full, without the written approval of UL Verification Services Inc.

BANDEDGE (LOW CHANNEL, CH 2)

HORIZONTAL RESULT

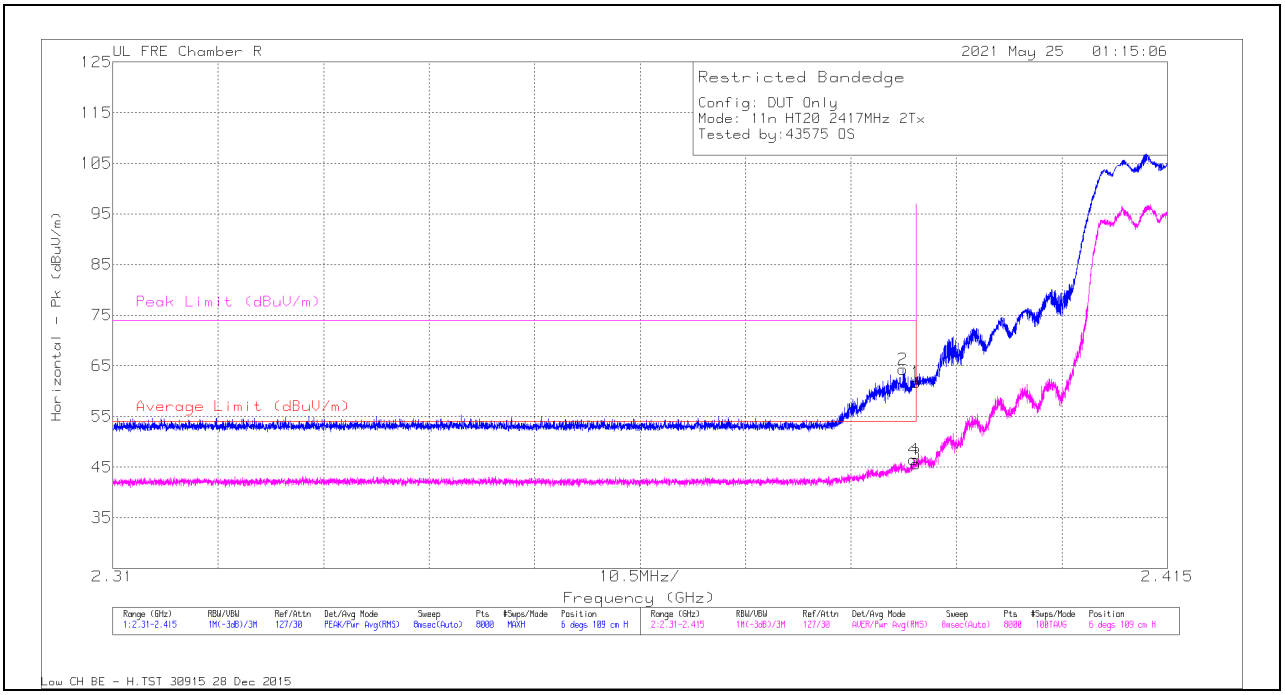

Trace Markers

Marker	Frequency (GHz)	Meter Reading (dBuV)	Det	AF PRE0213973 (dB/m)	Amp/Cbl/Fltr/Pad (dB)	DC Corr (dB)	Corrected Reading (dBuV/m)	Average Limit (dBuV/m)	Margin (dB)	Peak Limit (dBuV/m)	PK Margin (dB)	Azimuth (Degs)	Height (cm)	Polarity
2	2.3887	67.66	Pk	32.1	-35.5	0	64.26	-	-	74	-9.74	6	109	H
4	2.38976	49.53	RMS	32.1	-35.5	.39	46.52	54	-7.48	-	-	6	109	H
1	2.39	65.15	Pk	32.1	-35.5	0	61.75	-	-	74	-12.25	6	109	H
3	2.39	48.6	RMS	32.1	-35.5	.39	45.59	54	-8.41	-	-	6	109	H

Pk - Peak detector
RMS - RMS detection

UL VERIFICATION SERVICES INC.
47173 Benicia Street, Fremont, CA 94538; USA TEL:(510) 319-4000 FAX:(510) 661-0888

This report shall not be reproduced except in full, without the written approval of UL Verification Services Inc.

VERTICAL RESULT

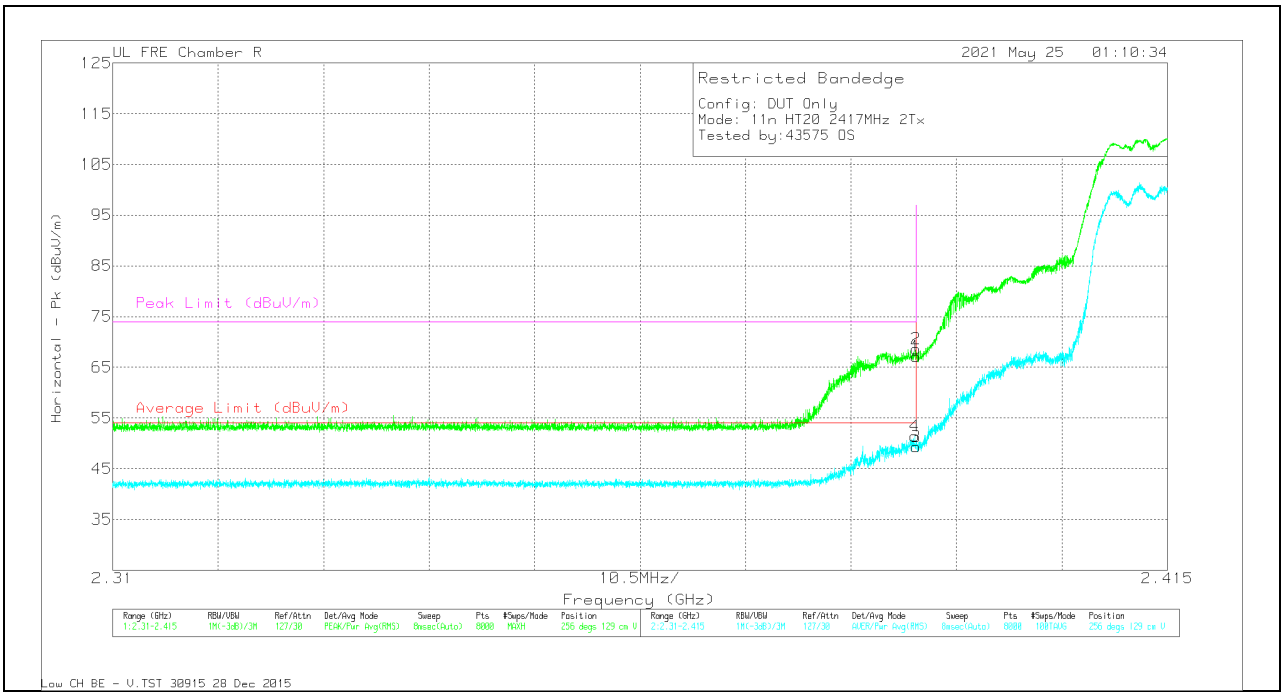

Trace Markers

Marker	Frequency (GHz)	Meter Reading (dBuV)	Det	AF PRE0213973 (dB/m)	Amp/Cbl/Fltr/Pad (dB)	DC Corr (dB)	Corrected Reading (dBuV/m)	Average Limit (dBuV/m)	Margin (dB)	Peak Limit (dBuV/m)	PK Margin (dB)	Azimuth (Degs)	Height (cm)	Polarity
4	2.38984	54.45	RMS	32.1	-35.5	.39	51.44	54	-2.56	-	-	256	129	V
2	2.38997	71.98	Pk	32.1	-35.5	0	68.58	-	-	74	-5.42	256	129	V
1	2.39	70.59	Pk	32.1	-35.5	0	67.19	-	-	74	-6.81	256	129	V
3	2.39	52.3	RMS	32.1	-35.5	.39	49.29	54	-4.71	-	-	256	129	V

Pk - Peak detector
RMS - RMS detection

UL VERIFICATION SERVICES INC.
47173 Benicia Street, Fremont, CA 94538; USA TEL:(510) 319-4000 FAX:(510) 661-0888

This report shall not be reproduced except in full, without the written approval of UL Verification Services Inc.

BANDEDGE (LOW CHANNEL, CH 3)

HORIZONTAL RESULT

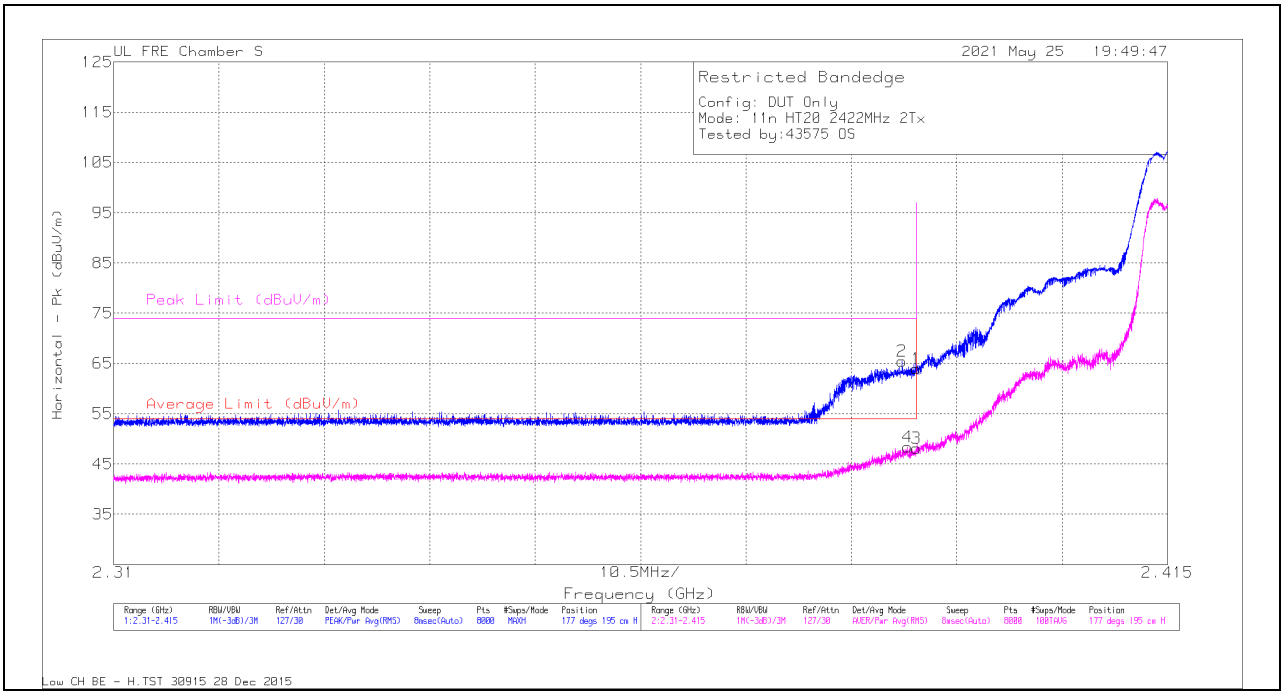

Trace Markers

Marker	Frequency (GHz)	Meter Reading (dBuV)	Det	AF PRE0213833 (dB/m)	Amp/Cbl/Fltr/Pad (dB)	DC Corr (dB)	Corrected Reading (dBuV/m)	Average Limit (dBuV/m)	Margin (dB)	Peak Limit (dBuV/m)	PK Margin (dB)	Azimuth (Degs)	Height (cm)	Polarity
2	2.38854	68.32	Pk	32.3	-35.2	0	65.42	-	-	74	-8.58	177	195	H
4	2.3891	50.87	RMS	32.3	-35.2	.39	48.36	54	-5.64	-	-	177	195	H
1	2.39	66.9	Pk	32.3	-35.2	0	64	-	-	74	-10	177	195	H
3	2.39	50.61	RMS	32.3	-35.2	.39	48.1	54	-5.9	-	-	177	195	H

Pk - Peak detector
RMS - RMS detection

UL VERIFICATION SERVICES INC.
47173 Benicia Street, Fremont, CA 94538; USA TEL:(510) 319-4000 FAX:(510) 661-0888

This report shall not be reproduced except in full, without the written approval of UL Verification Services Inc.

VERTICAL RESULT

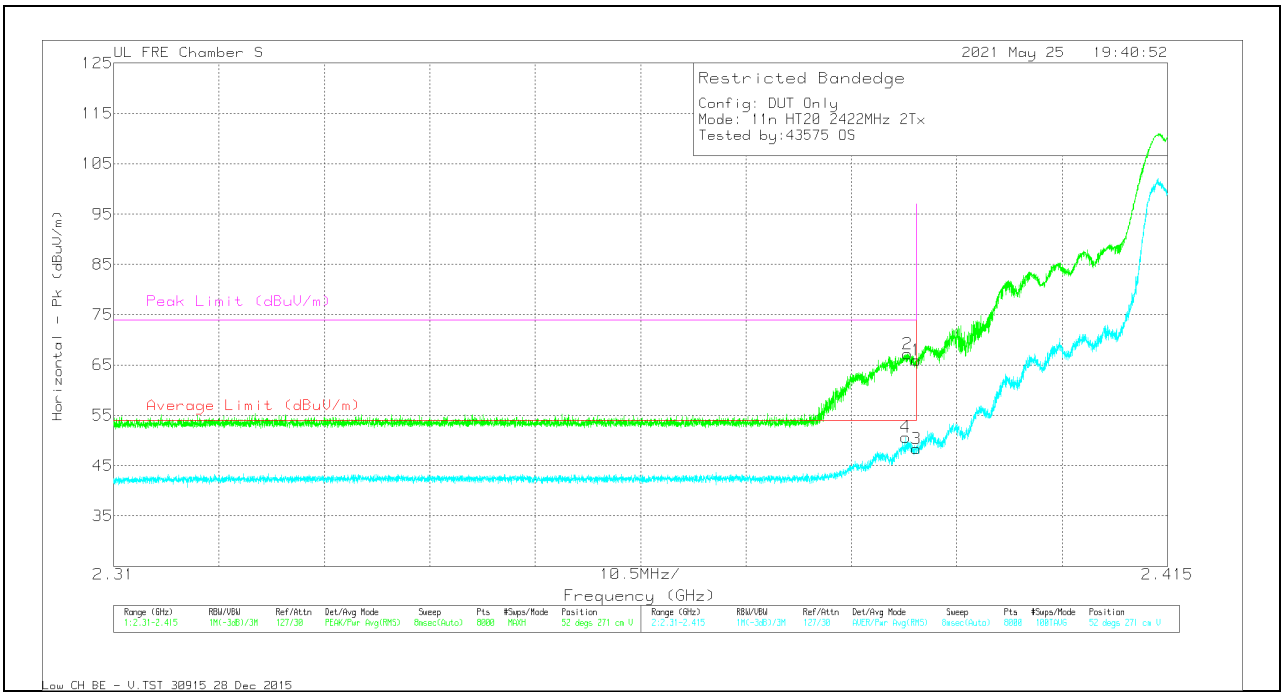

Trace Markers

Marker	Frequency (GHz)	Meter Reading (dBuV)	Det	AF PRE0213833 (dB/m)	Amp/Cbl/Fltr/Pad (dB)	DC Corr (dB)	Corrected Reading (dBuV/m)	Average Limit (dBuV/m)	Margin (dB)	Peak Limit (dBuV/m)	PK Margin (dB)	Azimuth (Degs)	Height (cm)	Polarity
4	2.38893	53.2	RMS	32.3	-35.2	.39	50.69	54	-3.31	-	-	52	271	V
2	2.38913	70.08	Pk	32.3	-35.2	0	67.18	-	-	74	-6.82	52	271	V
1	2.39	68.81	Pk	32.3	-35.2	0	65.91	-	-	74	-8.09	52	271	V
3	2.39	50.91	RMS	32.3	-35.2	.39	48.4	54	-5.6	-	-	52	271	V

Pk - Peak detector
RMS - RMS detection

UL VERIFICATION SERVICES INC.
47173 Benicia Street, Fremont, CA 94538; USA TEL:(510) 319-4000 FAX:(510) 661-0888

This report shall not be reproduced except in full, without the written approval of UL Verification Services Inc.

BANDEDGE (LOW CHANNEL, CH 4)

HORIZONTAL RESULT

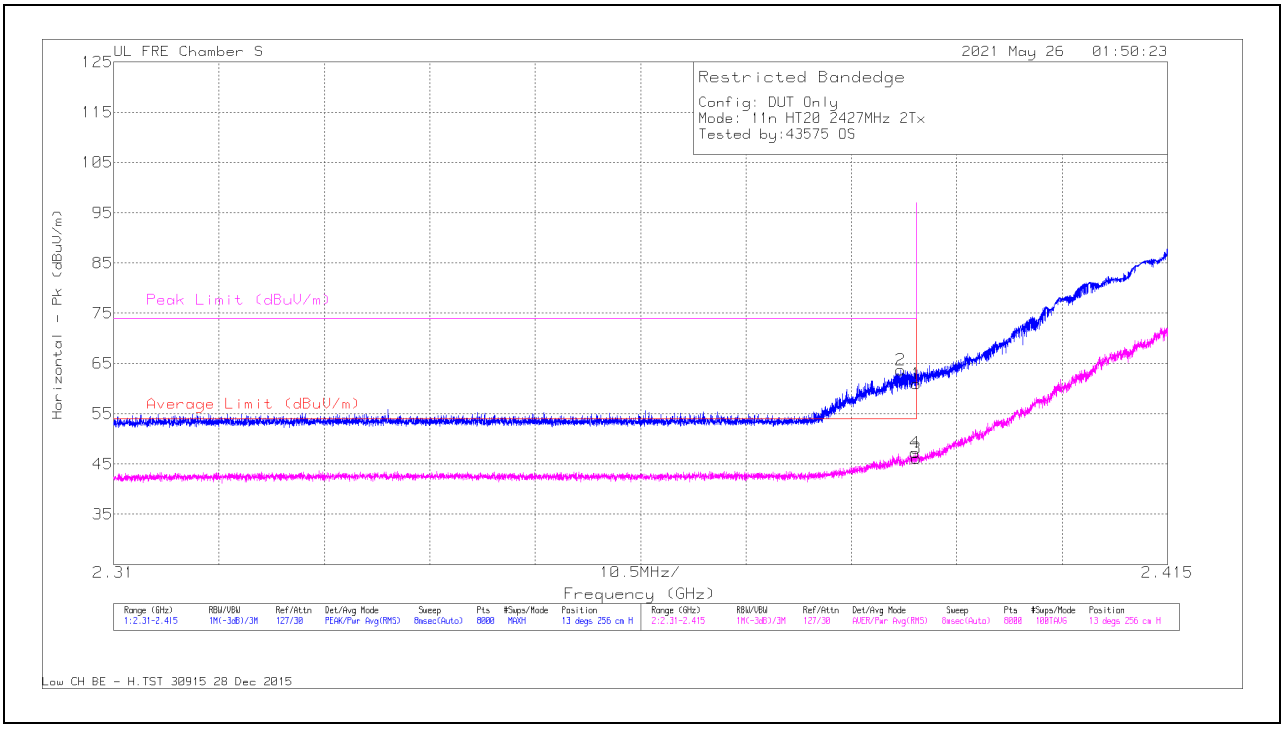

Marker	Frequency (GHz)	Meter Reading (dBuV)	Det	AF PRE0213833 (dB/m)	Amp/Cbl/Fltr/Pad (dB)	DC Corr (dB)	Corrected Reading (dBuV/m)	Average Limit (dBuV/m)	Margin (dB)	Peak Limit (dBuV/m)	PK Margin (dB)	Azimuth (Degs)	Height (cm)	Polarity
2	2.38839	66.57	Pk	32.3	-35.2	0	63.67	-	-	74	-10.33	13	256	H
4	2.38986	49.76	RMS	32.3	-35.2	.39	47.25	54	-6.75	-	-	13	256	H
1	2.39	63.9	Pk	32.3	-35.2	0	61	-	-	74	-13	13	256	H
3	2.39	48.6	RMS	32.3	-35.2	.39	46.09	54	-7.91	-	-	13	256	H

Pk - Peak detector
RMS - RMS detection

UL VERIFICATION SERVICES INC.
47173 Benicia Street, Fremont, CA 94538; USA TEL:(510) 319-4000 FAX:(510) 661-0888

This report shall not be reproduced except in full, without the written approval of UL Verification Services Inc.

VERTICAL RESULT

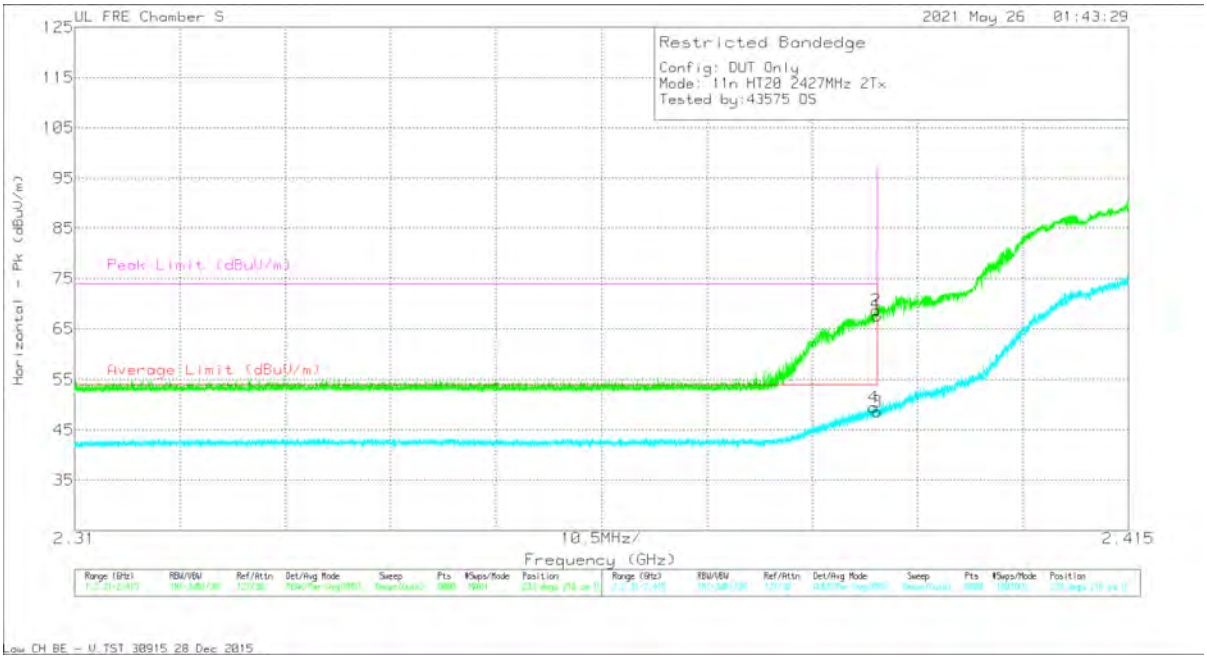

Marker	Frequency (GHz)	Meter Reading (dBuV)	Det	AF PRE0213833 (dB/m)	Amp/Cbl/Fltr/Pad (dB)	DC Corr (dB)	Corrected Reading (dBuV/m)	Average Limit (dBuV/m)	Margin (dB)	Peak Limit (dBuV/m)	PK Margin (dB)	Azimuth (Degs)	Height (cm)	Polarity
4	2.38962	51.99	RMS	32.3	-35.2	.39	49.48	54	-4.52	-	-	233	216	V
2	2.38986	71.61	Pk	32.3	-35.2	0	68.71	-	-	74	-5.29	233	216	V
1	2.39	70.49	Pk	32.3	-35.2	0	67.59	-	-	74	-6.41	233	216	V
3	2.39	51.18	RMS	32.3	-35.2	.39	48.67	54	-5.33	-	-	233	216	V

Pk - Peak detector
RMS - RMS detection

UL VERIFICATION SERVICES INC.
47173 Benicia Street, Fremont, CA 94538; USA TEL:(510) 319-4000 FAX:(510) 661-0888

This report shall not be reproduced except in full, without the written approval of UL Verification Services Inc.

BANDEDGE (HIGH CHANNEL, CH 8)

HORIZONTAL RESULT

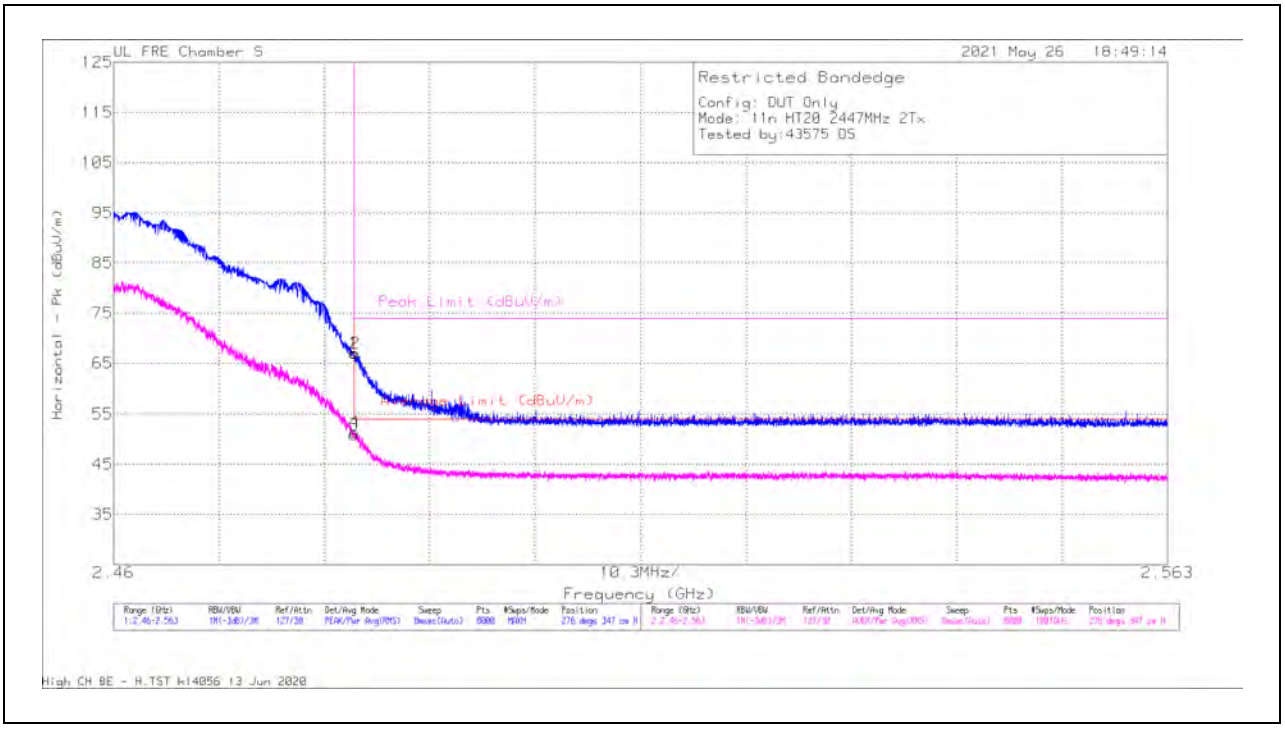

Marker	Frequency (GHz)	Meter Reading (dBuV)	Det	AF PRE0213833 (dB/m)	Amp/Cbl/Fltr/Pad (dB)	DC Corr (dB)	Corrected Reading (dBuV/m)	Average Limit (dBuV/m)	Margin (dB)	Peak Limit (dBuV/m)	PK Margin (dB)	Azimuth (Degs)	Height (cm)	Polarity
1	2.4835	69.84	Pk	32.2	-35	0	67.04	-	-	74	-6.96	276	347	H
3	2.4835	53.24	RMS	32.2	-35	.39	50.83	54	-3.17	-	-	276	347	H
4	2.48358	53.81	RMS	32.2	-35	.39	51.4	54	-2.6	-	-	276	347	H
2	2.48363	69.73	Pk	32.2	-35	0	66.93	-	-	74	-7.07	276	347	H

Pk - Peak detector
RMS - RMS detection

UL VERIFICATION SERVICES INC.
47173 Benicia Street, Fremont, CA 94538; USA TEL:(510) 319-4000 FAX:(510) 661-0888

This report shall not be reproduced except in full, without the written approval of UL Verification Services Inc.

VERTICAL RESULT

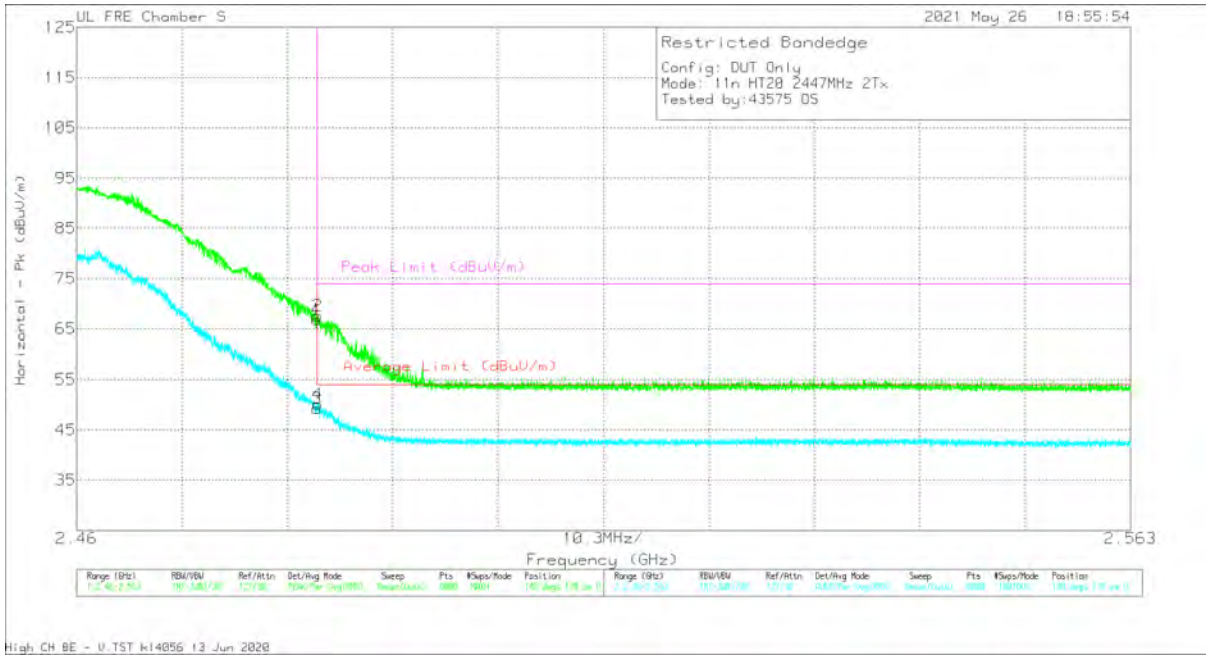

Marker	Frequency (GHz)	Meter Reading (dBuV)	Det	AF PRE0213833 (dB/m)	Amp/Cbl/Fltr/Pad (dB)	DC Corr (dB)	Corrected Reading (dBuV/m)	Average Limit (dBuV/m)	Margin (dB)	Peak Limit (dBuV/m)	PK Margin (dB)	Azimuth (Degs)	Height (cm)	Polarity
1	2.4835	69.65	Pk	32.2	-35	0	66.85	-	-	74	-7.15	148	178	V
3	2.4835	51.71	RMS	32.2	-35	.39	49.3	54	-4.7	-	-	148	178	V
2	2.48353	70.33	Pk	32.2	-35	0	67.53	-	-	74	-6.47	148	178	V
4	2.48356	52.58	RMS	32.2	-35	.39	50.17	54	-3.83	-	-	148	178	V

Pk - Peak detector
RMS - RMS detection

UL VERIFICATION SERVICES INC.
47173 Benicia Street, Fremont, CA 94538; USA TEL:(510) 319-4000 FAX:(510) 661-0888

This report shall not be reproduced except in full, without the written approval of UL Verification Services Inc.

BANDEDGE (HIGH CHANNEL, CH 9)

HORIZONTAL RESULT

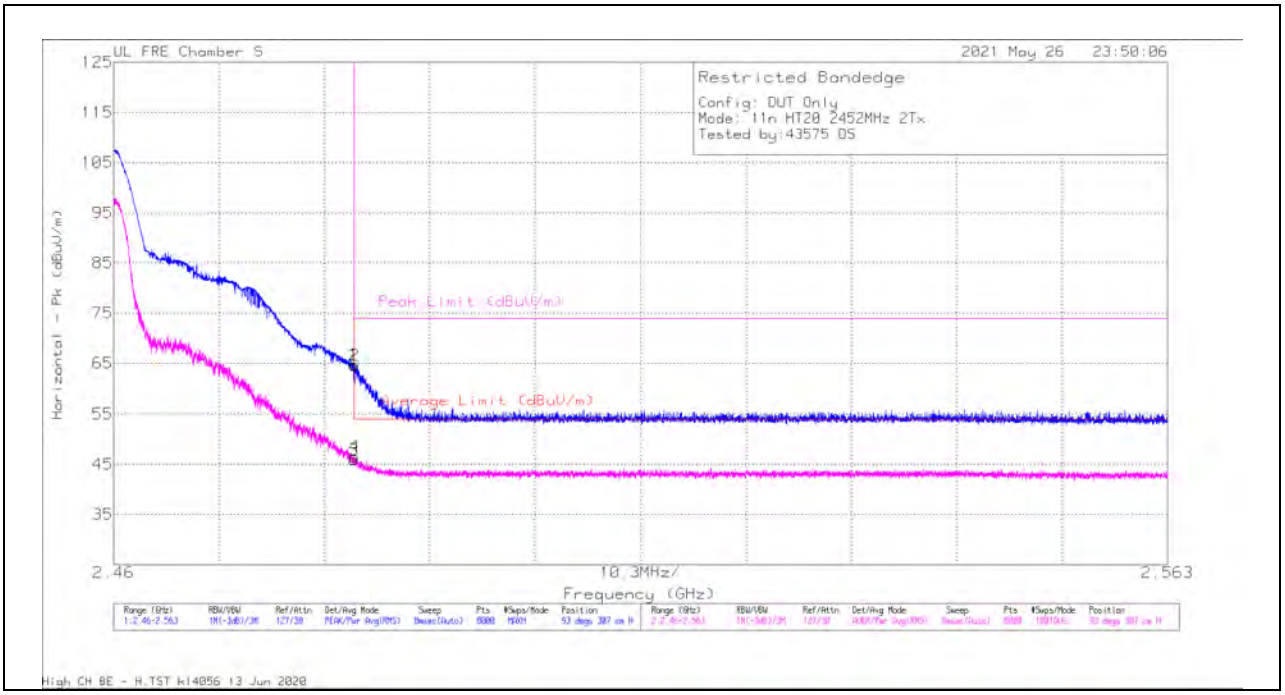

Trace Markers

Marker	Frequency (GHz)	Meter Reading (dBuV)	Det	AF PRE0213833 (dB/m)	Amp/Cbl/Fltr/Pad (dB)	DC Corr (dB)	Corrected Reading (dBuV/m)	Average Limit (dBuV/m)	Margin (dB)	Peak Limit (dBuV/m)	PK Margin (dB)	Azimuth (Degs)	Height (cm)	Polarity
1	2.4835	67.48	Pk	32.2	-35	0	64.68	-	-	74	-9.32	93	307	H
3	2.4835	48.36	RMS	32.2	-35	.39	45.95	54	-8.05	-	-	93	307	H
2	2.48354	67.35	Pk	32.2	-35	0	64.55	-	-	74	-9.45	93	307	H
4	2.48354	48.88	RMS	32.2	-35	.39	46.47	54	-7.53	-	-	93	307	H

Pk - Peak detector
RMS - RMS detection

UL VERIFICATION SERVICES INC.
47173 Benicia Street, Fremont, CA 94538; USA TEL:(510) 319-4000 FAX:(510) 661-0888

This report shall not be reproduced except in full, without the written approval of UL Verification Services Inc.

VERTICAL RESULT

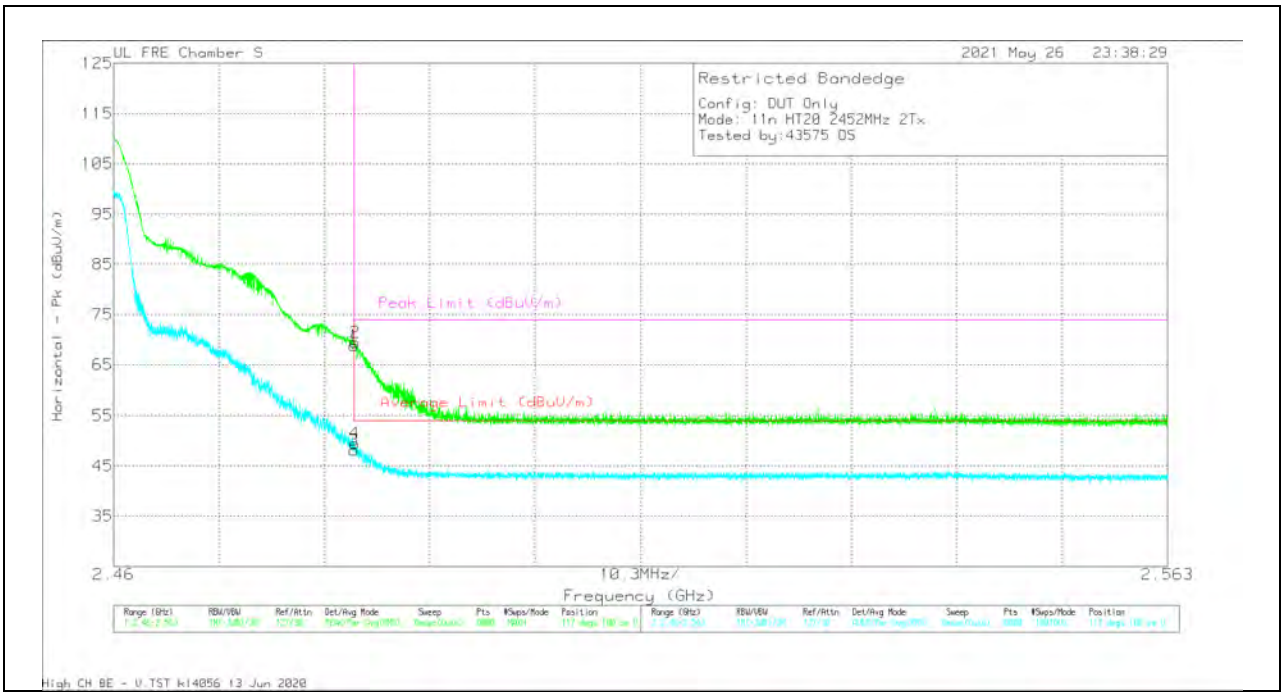

Trace Markers

Marker	Frequency (GHz)	Meter Reading (dBuV)	Det	AF PRE0213833 (dB/m)	Amp/Cbl/Fltr/Pad (dB)	DC Corr (dB)	Corrected Reading (dBuV/m)	Average Limit (dBuV/m)	Margin (dB)	Peak Limit (dBuV/m)	PK Margin (dB)	Azimuth (Degs)	Height (cm)	Polarity
1	2.4835	71.6	Pk	32.2	-35	0	68.8	-	-	74	-5.2	117	100	V
3	2.4835	50.57	RMS	32.2	-35	.39	48.16	54	-5.84	-	-	117	100	V
4	2.48355	51.95	RMS	32.2	-35	.39	49.54	54	-4.46	-	-	117	100	V
2	2.48363	72.21	Pk	32.2	-35	0	69.41	-	-	74	-4.59	117	100	V

Pk - Peak detector
RMS - RMS detection

UL VERIFICATION SERVICES INC.
47173 Benicia Street, Fremont, CA 94538; USA TEL:(510) 319-4000 FAX:(510) 661-0888

This report shall not be reproduced except in full, without the written approval of UL Verification Services Inc.

BANDEDGE (HIGH CHANNEL, CH 10)

HORIZONTAL RESULT

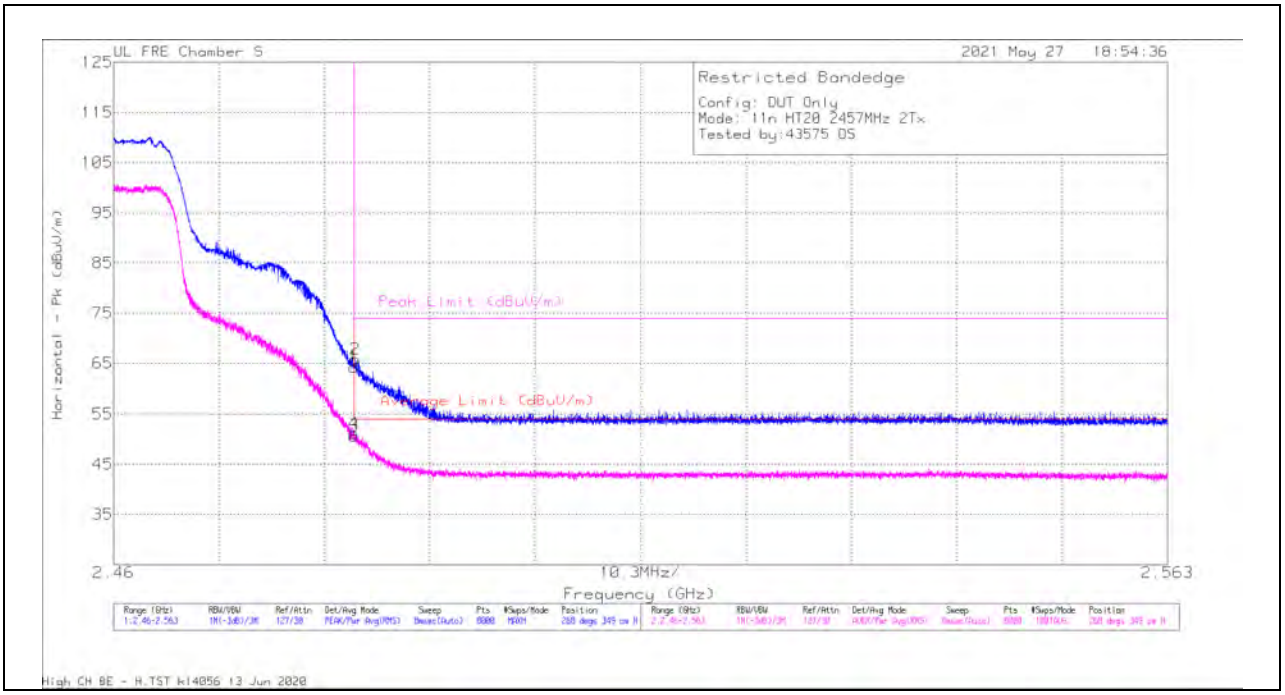

Trace Markers

Marker	Frequency (GHz)	Meter Reading (dBuV)	Det	AF PRE0213833 (dB/m)	Amp/Cbl/Fltr/Pad (dB)	DC Corr (dB)	Corrected Reading (dBuV/m)	Average Limit (dBuV/m)	Margin (dB)	Peak Limit (dBuV/m)	PK Margin (dB)	Azimuth (Degs)	Height (cm)	Polarity
1	2.4835	66.97	Pk	32.2	-35	0	64.17	-	-	74	-9.83	268	349	H
3	2.4835	53.1	RMS	32.2	-35	.39	50.69	54	-3.31	-	-	268	349	H
4	2.48351	53.52	RMS	32.2	-35	.39	51.11	54	-2.89	-	-	268	349	H
2	2.4836	68.62	Pk	32.2	-35	0	65.82	-	-	74	-8.18	268	349	H

Pk - Peak detector
RMS - RMS detection

UL VERIFICATION SERVICES INC.
47173 Benicia Street, Fremont, CA 94538; USA TEL:(510) 319-4000 FAX:(510) 661-0888

This report shall not be reproduced except in full, without the written approval of UL Verification Services Inc.

VERTICAL RESULT

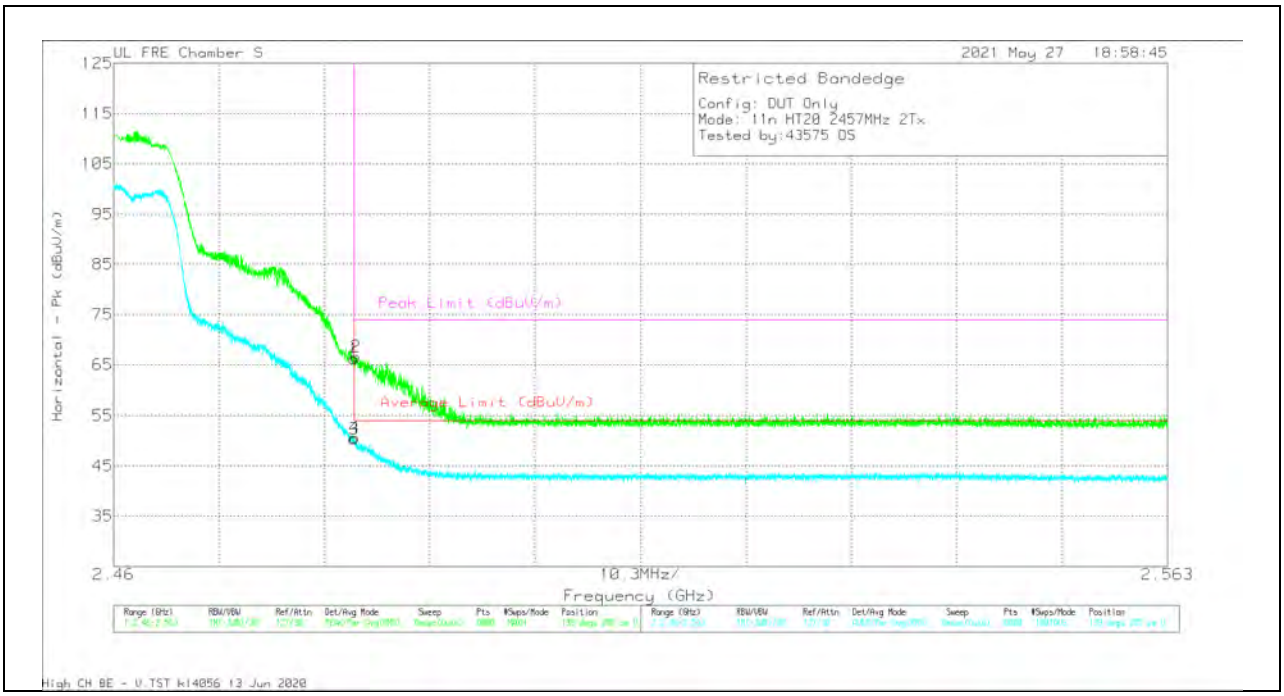

Trace Markers

Marker	Frequency (GHz)	Meter Reading (dBuV)	Det	AF PRE0213833 (dB/m)	Amp/Cbl/Fltr/Pad (dB)	DC Corr (dB)	Corrected Reading (dBuV/m)	Average Limit (dBuV/m)	Margin (dB)	Peak Limit (dBuV/m)	PK Margin (dB)	Azimuth (Degs)	Height (cm)	Polarity
1	2.4835	69.06	Pk	32.2	-35	0	66.26	-	-	74	-7.74	139	285	V
3	2.4835	52.78	RMS	32.2	-35	.39	50.37	54	-3.63	-	-	139	285	V
4	2.48354	53.05	RMS	32.2	-35	.39	50.64	54	-3.36	-	-	139	285	V
2	2.48366	69.44	Pk	32.2	-35	0	66.64	-	-	74	-7.36	139	285	V

Pk - Peak detector
RMS - RMS detection

UL VERIFICATION SERVICES INC.
47173 Benicia Street, Fremont, CA 94538; USA TEL:(510) 319-4000 FAX:(510) 661-0888

This report shall not be reproduced except in full, without the written approval of UL Verification Services Inc.

BANDEDGE (HIGH CHANNEL, CH 11)

HORIZONTAL RESULT

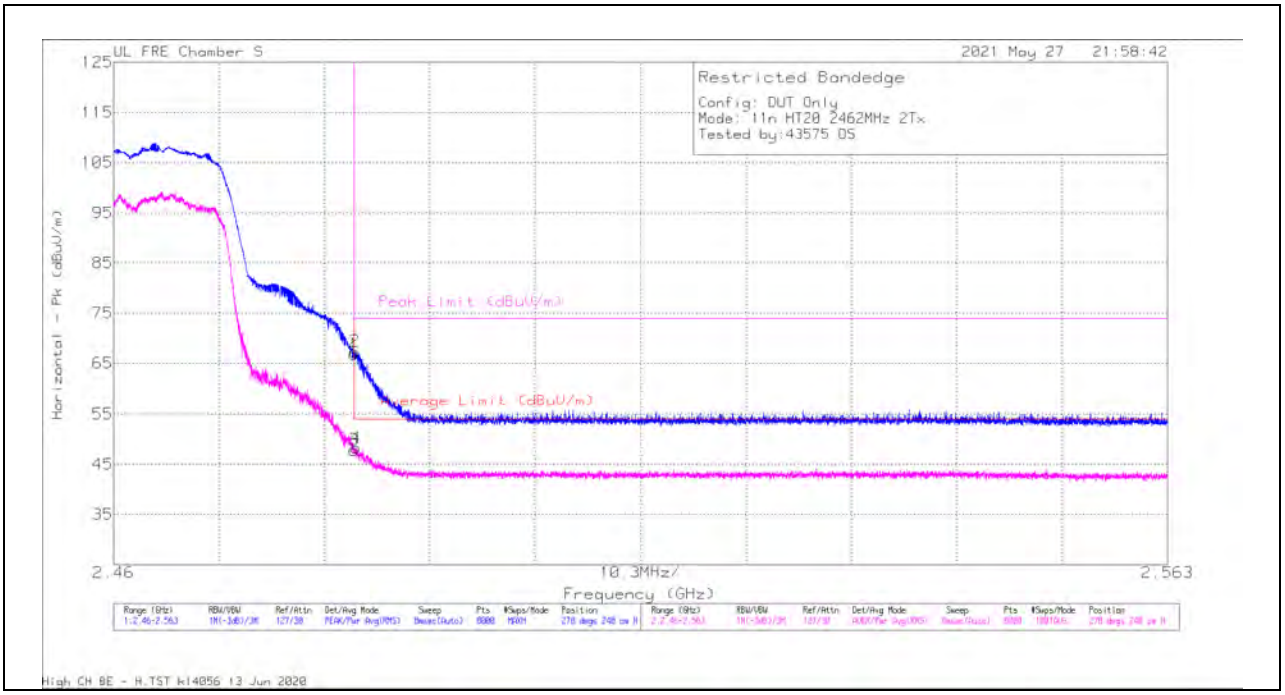

Trace Markers

Marker	Frequency (GHz)	Meter Reading (dBuV)	Det	AF PRE0213833 (dB/m)	Amp/Cbl/Fltr/Pad (dB)	DC Corr (dB)	Corrected Reading (dBuV/m)	Average Limit (dBuV/m)	Margin (dB)	Peak Limit (dBuV/m)	PK Margin (dB)	Azimuth (Degs)	Height (cm)	Polarity
1	2.4835	69.65	Pk	32.2	-35	0	66.85	-	-	74	-7.15	278	248	H
3	2.4835	50.24	RMS	32.2	-35	.39	47.83	54	-6.17	-	-	278	248	H
2	2.48358	70.19	Pk	32.2	-35	0	67.39	-	-	74	-6.61	278	248	H
4	2.48369	50.64	RMS	32.2	-35	.39	48.23	54	-5.77	-	-	278	248	H

Pk - Peak detector
RMS - RMS detection

UL VERIFICATION SERVICES INC.
47173 Benicia Street, Fremont, CA 94538; USA TEL:(510) 319-4000 FAX:(510) 661-0888

This report shall not be reproduced except in full, without the written approval of UL Verification Services Inc.

VERTICAL RESULT

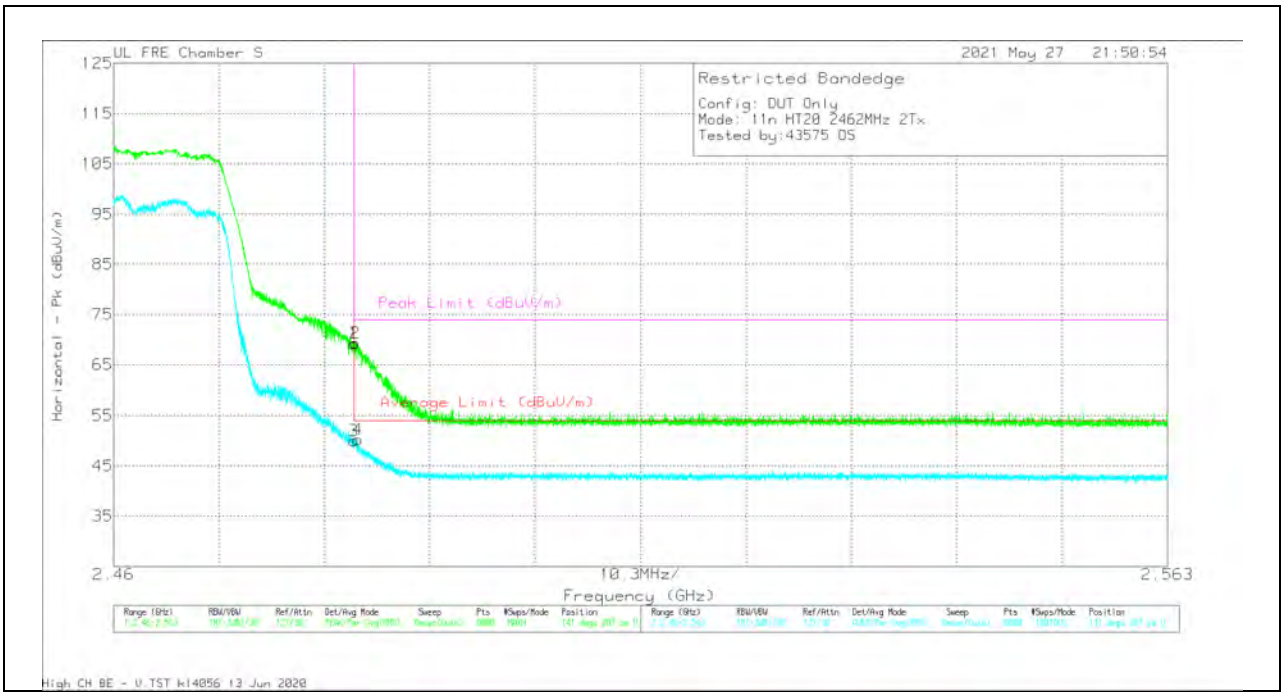

Trace Markers

Marker	Frequency (GHz)	Meter Reading (dBuV)	Det	AF PRE0213833 (dB/m)	Amp/Cbl/Fltr/Pad (dB)	DC Corr (dB)	Corrected Reading (dBuV/m)	Average Limit (dBuV/m)	Margin (dB)	Peak Limit (dBuV/m)	PK Margin (dB)	Azimuth (Degs)	Height (cm)	Polarity
1	2.4835	72	Pk	32.2	-35	0	69.2	-	-	74	-4.8	141	287	V
3	2.4835	52.46	RMS	32.2	-35	.39	50.05	54	-3.95	-	-	141	287	V
2	2.48363	72.16	Pk	32.2	-35	0	69.36	-	-	74	-4.64	141	287	V
4	2.48384	52.68	RMS	32.2	-35	.39	50.27	54	-3.73	-	-	141	287	V

Pk - Peak detector
RMS - RMS detection

UL VERIFICATION SERVICES INC.
47173 Benicia Street, Fremont, CA 94538; USA TEL:(510) 319-4000 FAX:(510) 661-0888

This report shall not be reproduced except in full, without the written approval of UL Verification Services Inc.

BANDEDGE (HIGH CHANNEL, CH 12)

HORIZONTAL RESULT

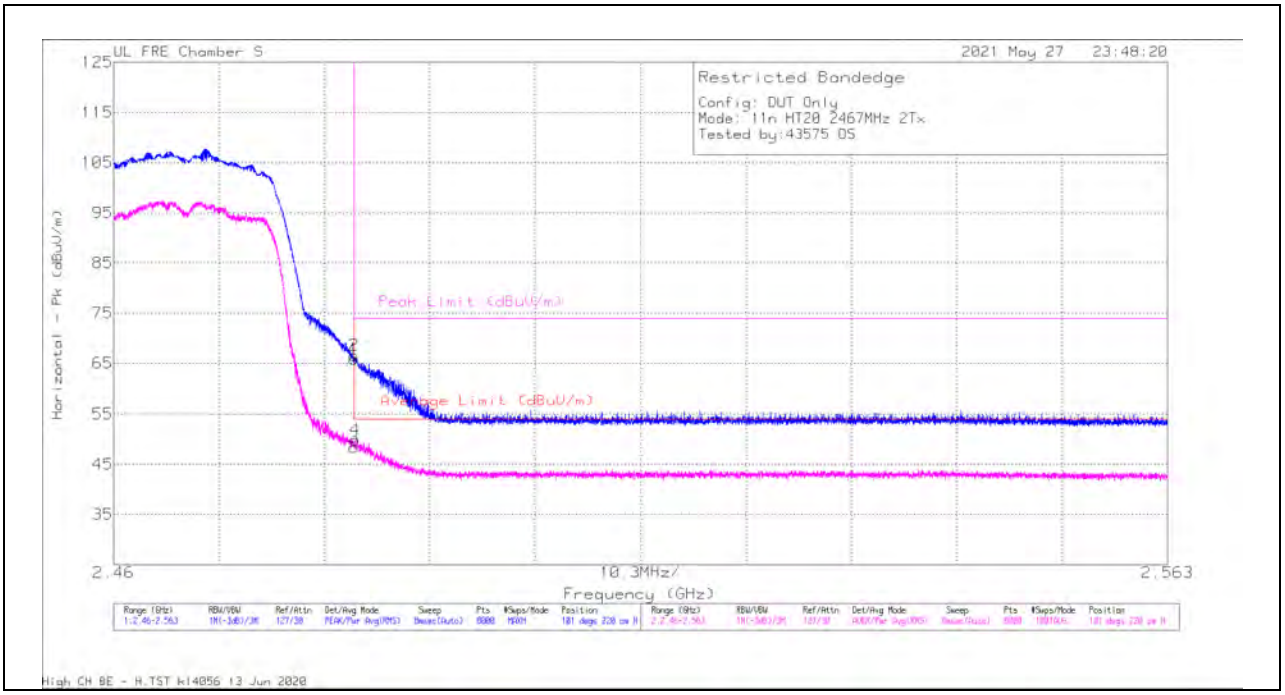

Trace Markers

Marker	Frequency (GHz)	Meter Reading (dBuV)	Det	AF PRE0213833 (dB/m)	Amp/Cbl/Fltr/Pad (dB)	DC Corr (dB)	Corrected Reading (dBuV/m)	Average Limit (dBuV/m)	Margin (dB)	Peak Limit (dBuV/m)	PK Margin (dB)	Azimuth (Degs)	Height (cm)	Polarity
1	2.4835	68.63	Pk	32.2	-35	0	65.83	-	-	74	-8.17	101	220	H
3	2.4835	50.83	RMS	32.2	-35	.39	48.42	54	-5.58	-	-	101	220	H
2	2.48351	69.41	Pk	32.2	-35	0	66.61	-	-	74	-7.39	101	220	H
4	2.4836	52.32	RMS	32.2	-35	.39	49.91	54	-4.09	-	-	101	220	H

Pk - Peak detector
RMS - RMS detection

UL VERIFICATION SERVICES INC.
47173 Benicia Street, Fremont, CA 94538; USA TEL:(510) 319-4000 FAX:(510) 661-0888

This report shall not be reproduced except in full, without the written approval of UL Verification Services Inc.

VERTICAL RESULT

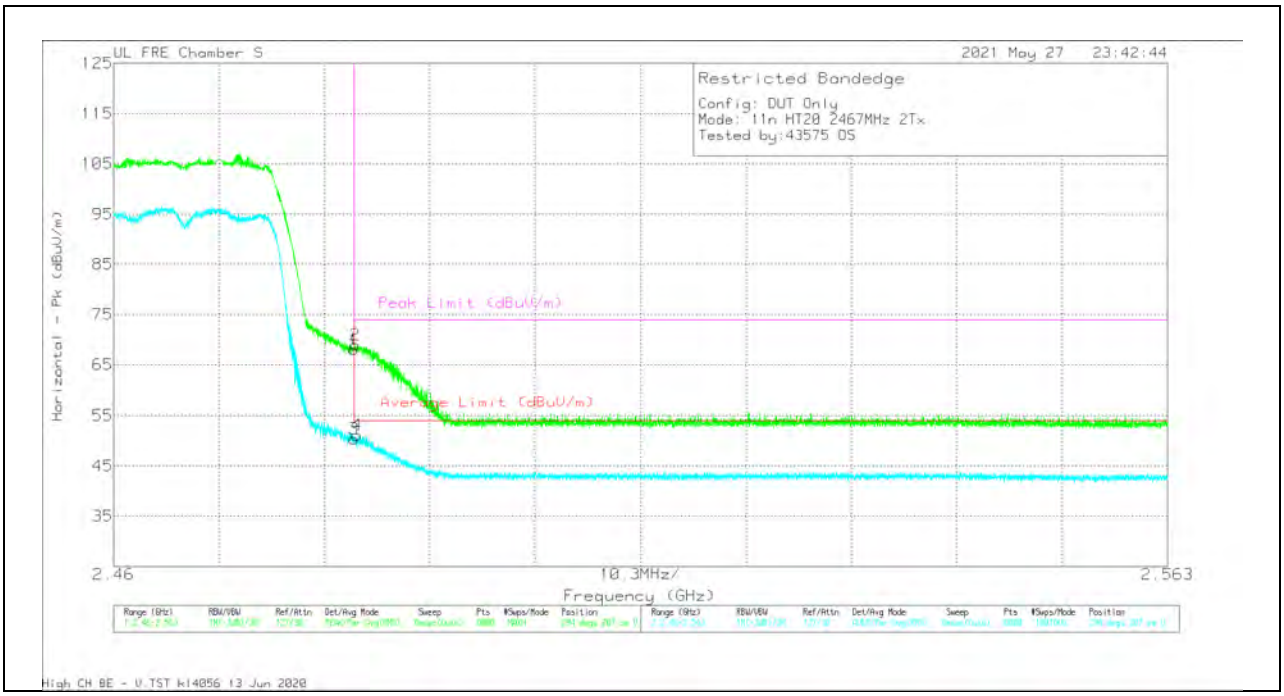

Trace Markers

Marker	Frequency (GHz)	Meter Reading (dBuV)	Det	AF PRE0213833 (dB/m)	Amp/Cbl/Fltr/Pad (dB)	DC Corr (dB)	Corrected Reading (dBuV/m)	Average Limit (dBuV/m)	Margin (dB)	Peak Limit (dBuV/m)	PK Margin (dB)	Azimuth (Degs)	Height (cm)	Polarity
1	2.4835	70.84	Pk	32.2	-35	0	68.04	-	-	74	-5.96	294	207	V
3	2.4835	52.74	RMS	32.2	-35	.39	50.33	54	-3.67	-	-	294	207	V
2	2.48363	71.74	Pk	32.2	-35	0	68.94	-	-	74	-5.06	294	207	V
4	2.48377	53.58	RMS	32.2	-35	.39	51.17	54	-2.83	-	-	294	207	V

Pk - Peak detector
RMS - RMS detection

UL VERIFICATION SERVICES INC.
47173 Benicia Street, Fremont, CA 94538; USA TEL:(510) 319-4000 FAX:(510) 661-0888

This report shall not be reproduced except in full, without the written approval of UL Verification Services Inc.

BANDEDGE (HIGH CHANNEL, CH 13)

HORIZONTAL RESULT

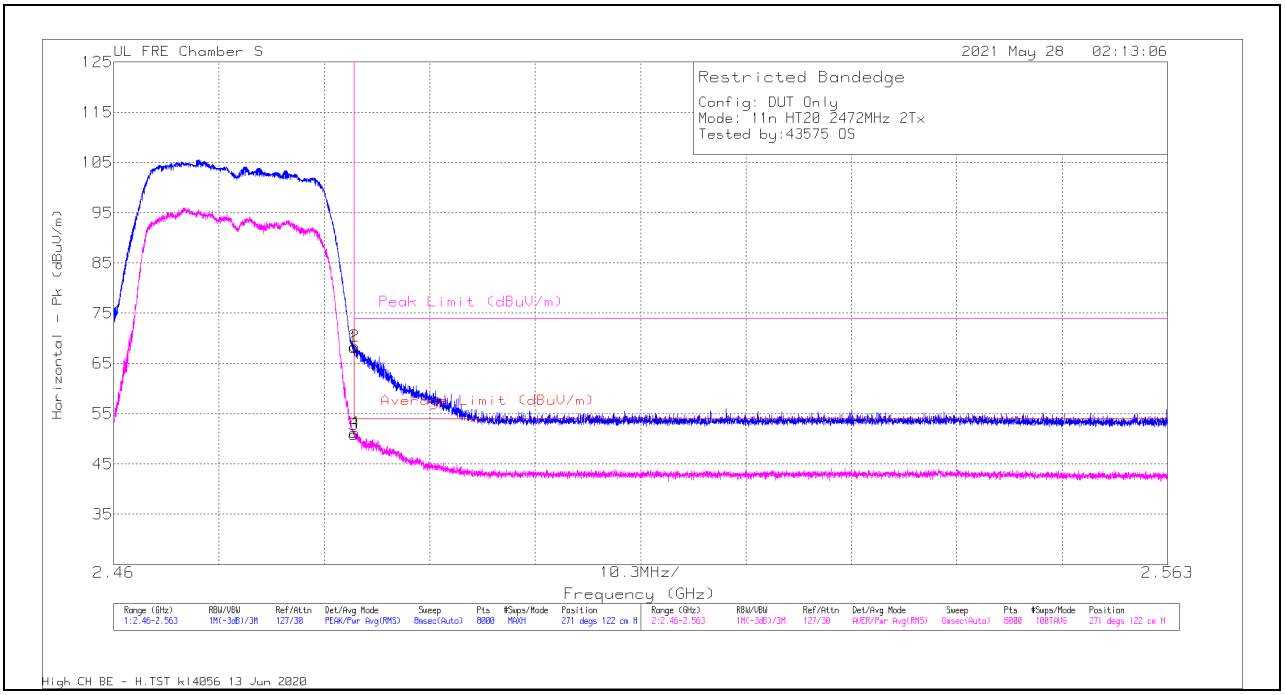

Trace Markers

Marker	Frequency (GHz)	Meter Reading (dBuV)	Det	AF PRE0213833 (dB/m)	Amp/Cbl/Fltr/Pad (dB)	DC Corr (dB)	Corrected Reading (dBuV/m)	Average Limit (dBuV/m)	Margin (dB)	Peak Limit (dBuV/m)	PK Margin (dB)	Azimuth (Degs)	Height (cm)	Polarity
1	2.4835	70.95	Pk	32.2	-35	0	68.15	-	-	74	-5.85	271	122	H
3	2.4835	53.25	RMS	32.2	-35	.39	50.84	54	-3.16	-	-	271	122	H
2	2.48356	71.25	Pk	32.2	-35	0	68.45	-	-	74	-5.55	271	122	H
4	2.48358	53.68	RMS	32.2	-35	.39	51.27	54	-2.73	-	-	271	122	H

Pk - Peak detector
RMS - RMS detection

UL VERIFICATION SERVICES INC.
47173 Benicia Street, Fremont, CA 94538; USA TEL:(510) 319-4000 FAX:(510) 661-0888

This report shall not be reproduced except in full, without the written approval of UL Verification Services Inc.

VERTICAL RESULT

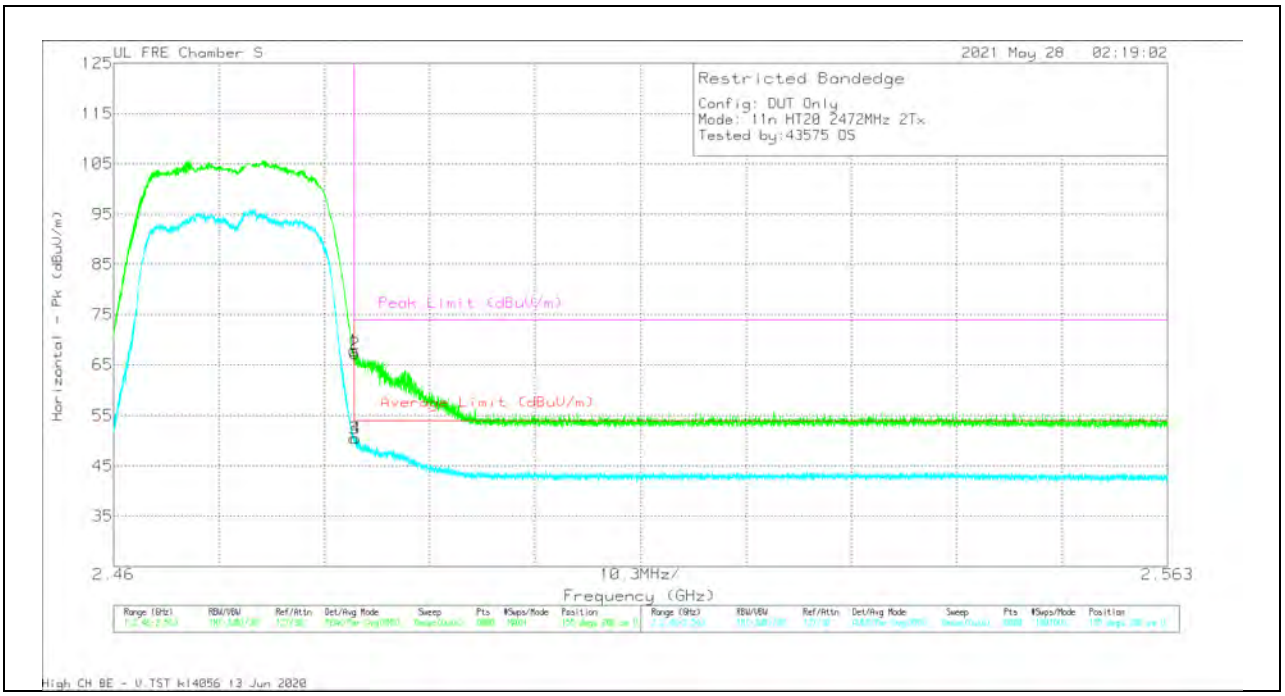

Trace Markers

Marker	Frequency (GHz)	Meter Reading (dBuV)	Det	AF PRE0213833 (dB/m)	Amp/Cbl/Fltr/Pad (dB)	DC Corr (dB)	Corrected Reading (dBuV/m)	Average Limit (dBuV/m)	Margin (dB)	Peak Limit (dBuV/m)	PK Margin (dB)	Azimuth (Degs)	Height (cm)	Polarity
1	2.4835	70.57	Pk	32.2	-35	0	67.77	-	-	74	-6.23	155	206	V
3	2.4835	52.92	RMS	32.2	-35	.39	50.51	54	-3.49	-	-	155	206	V
2	2.48364	70	Pk	32.2	-35	0	67.2	-	-	74	-6.8	155	206	V
4	2.48368	52.97	RMS	32.2	-35	.39	50.56	54	-3.44	-	-	155	206	V

Pk - Peak detector
RMS - RMS detection

UL VERIFICATION SERVICES INC.
47173 Benicia Street, Fremont, CA 94538; USA TEL:(510) 319-4000 FAX:(510) 661-0888

This report shall not be reproduced except in full, without the written approval of UL Verification Services Inc.

HARMONICS AND SPURIOUS EMISSIONS

LOW CHANNEL, CH 1 RESULTS

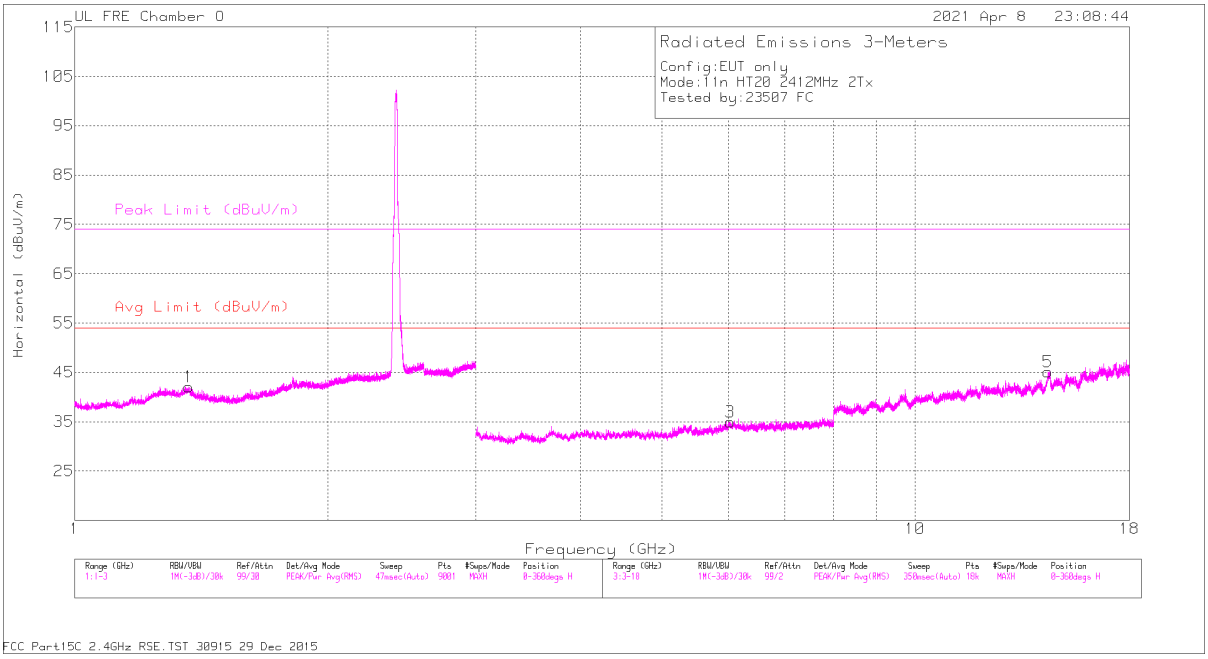

HORIZONTAL

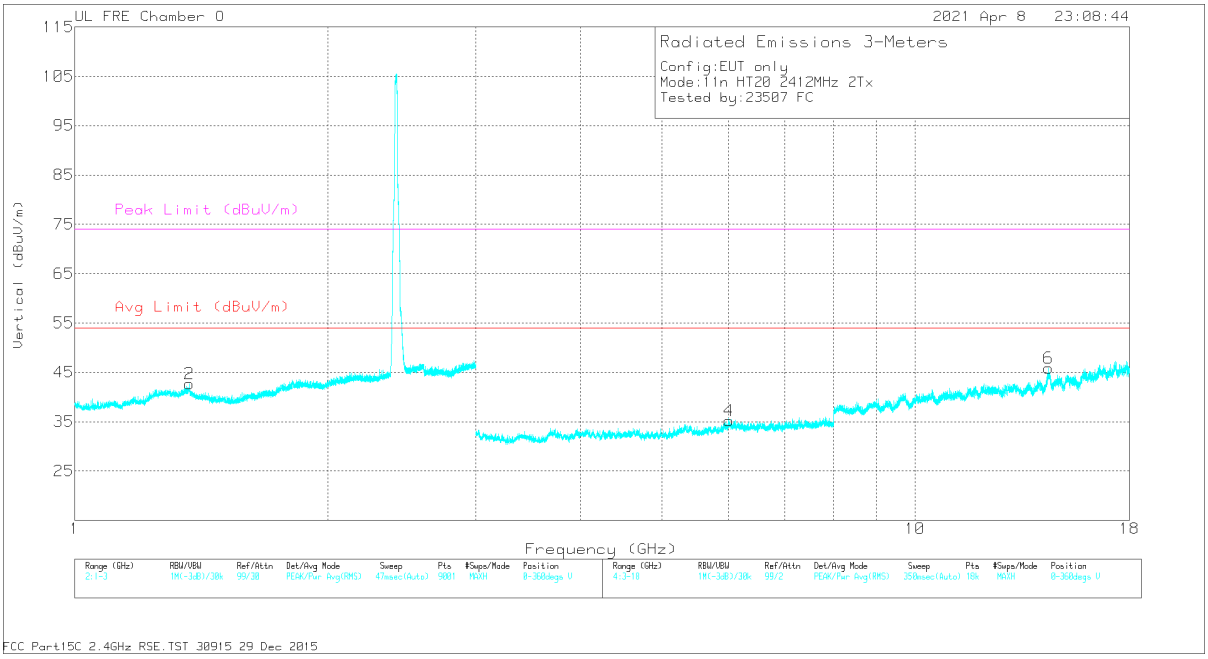

VERTICAL

UL VERIFICATION SERVICES INC.
47173 Benicia Street, Fremont, CA 94538; USA TEL:(510) 319-4000 FAX:(510) 661-0888

This report shall not be reproduced except in full, without the written approval of UL Verification Services Inc.

RADIATED EMISSIONS

Marker	Frequency (GHz)	Meter Reading (dBuV)	Det	AF PRE0213832	Amp/Cbl/Fltr/Pad (dB)	DC Corr (dB)	Corrected Reading (dBuV/m)	Avg Limit (dBuV/m)	Margin (dB)	Peak Limit (dBuV/m)	PK Margin (dB)	Azimuth (Degs)	Height (cm)	Polarity
1	* 1.36776	58	PK2	29.6	-36.2	0	51.4	-	-	74	-22.6	0	100	H
	* 1.36769	46.45	MAv1	29.6	-36.2	.14	39.99	54	-14.01	-	-	0	100	H
2	* 1.36638	58.15	PK2	29.6	-36.2	0	51.55	-	-	74	-22.45	0	201	V
	* 1.36736	46.54	MAv1	29.6	-36.2	.14	40.08	54	-13.92	-	-	0	201	V
4	6.00367	38.81	MAv1	35.3	-38.9	.14	35.35	-	-	-	-	0	201	V
	6.00637	50.31	PK2	35.3	-38.8	0	46.81	-	-	-	-	0	201	V
3	6.02068	38.64	MAv1	35.4	-38.7	.14	35.48	-	-	-	-	0	100	H
	6.02314	50.26	PK2	35.4	-38.8	0	46.86	-	-	-	-	0	100	H
5	14.40618	47.03	PK2	39.5	-32.7	0	53.83	-	-	-	-	0	100	H
	14.40833	35.51	MAv1	39.5	-32.7	.14	42.45	-	-	-	-	0	100	H
6	14.41662	47.1	PK2	39.6	-32.6	0	54.1	-	-	-	-	0	200	V
	14.4176	35.49	MAv1	39.5	-32.6	.14	42.53	-	-	-	-	0	200	V

* - indicates frequency in CFR47 Pt 15 / IC RSS-Restricted Band
PK2 - KDB558074 Method: Maximum Peak
MAv1 - KDB558074 Option 1 Maximum RMS Average

UL VERIFICATION SERVICES INC.
47173 Benicia Street, Fremont, CA 94538; USA TEL:(510) 319-4000 FAX:(510) 661-0888

This report shall not be reproduced except in full, without the written approval of UL Verification Services Inc.

MID CHANNEL, CH 6 RESULTS

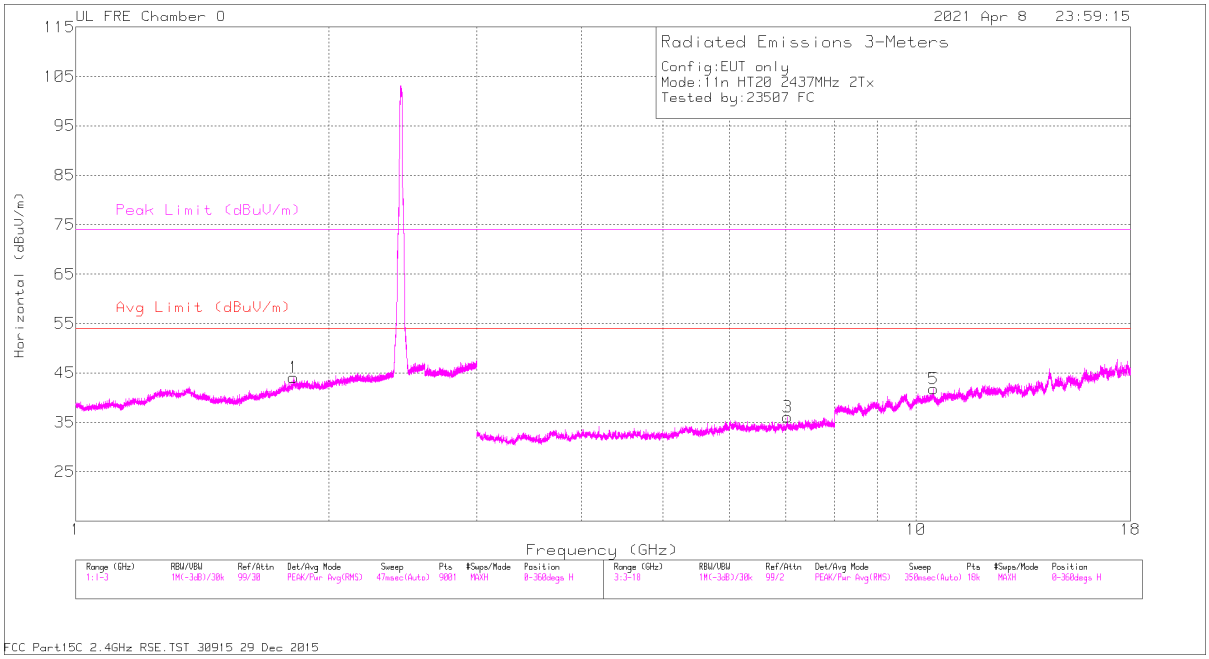

HORIZONTAL

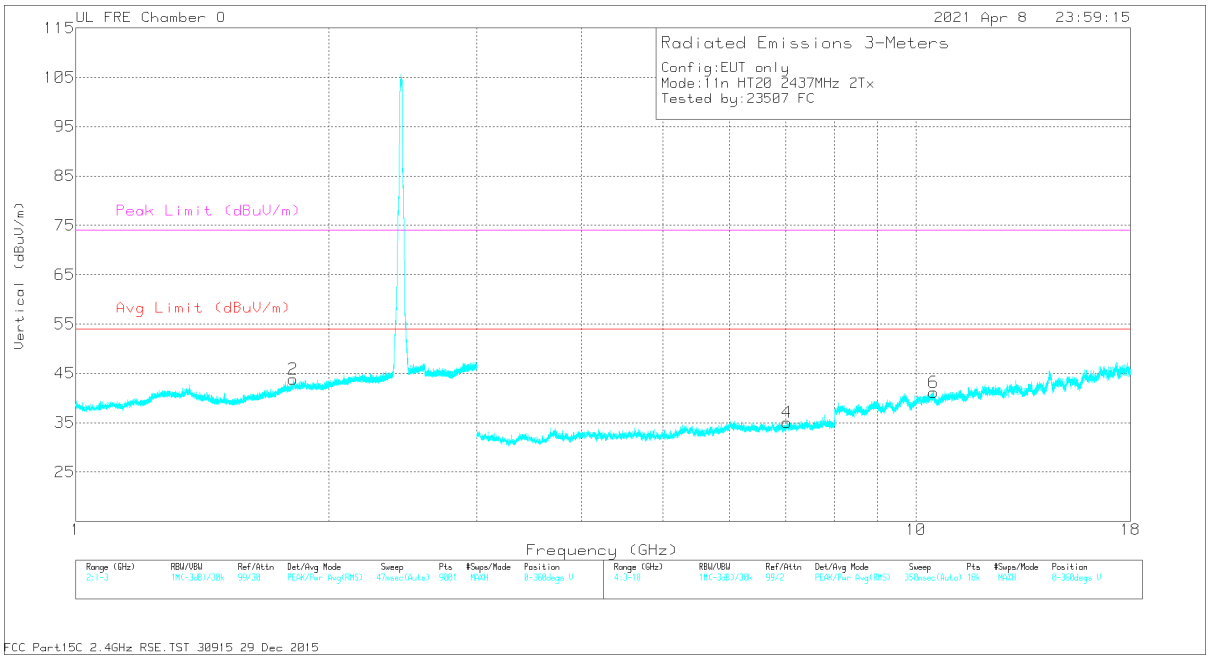

VERTICAL

UL VERIFICATION SERVICES INC.
47173 Benicia Street, Fremont, CA 94538; USA TEL:(510) 319-4000 FAX:(510) 661-0888

This report shall not be reproduced except in full, without the written approval of UL Verification Services Inc.

RADIATED EMISSIONS

Marker	Frequency (GHz)	Meter Reading (dBuV)	Det	AF PRE0213832	Amp/Cbl/Fltr/Pad (dB)	DC Corr (dB)	Corrected Reading (dBuV/m)	Avg Limit (dBuV/m)	Margin (dB)	Peak Limit (dBuV/m)	PK Margin (dB)	Azimuth (Degs)	Height (cm)	Polarity
2	1.81563	58.33	PK2	30.6	-36	0	52.93	-	-	-	-	0	201	V
	1.81684	46.59	MAv1	30.7	-36	.14	41.43	-	-	-	-	0	201	V
1	1.81573	58.78	PK2	30.6	-36	0	53.38	-	-	-	-	0	100	H
	1.8163	46.72	MAv1	30.7	-36	.14	41.56	-	-	-	-	0	100	H
4	7.0212	50.29	PK2	35.8	-39.4	0	46.69	-	-	-	-	0	201	V
	7.02304	38.69	MAv1	35.8	-39.4	.14	35.23	-	-	-	-	0	201	V
3	7.03392	50.47	PK2	35.7	-39.2	0	46.97	-	-	-	-	0	100	H
	7.03446	38.63	MAv1	35.7	-39.2	.14	35.27	-	-	-	-	0	100	H
6	10.48823	48.45	PK2	37.7	-35.7	0	50.45	-	-	-	-	0	200	V
	10.48972	37.08	MAv1	37.8	-35.6	.14	39.42	-	-	-	-	0	200	V
5	10.49704	36.82	MAv1	37.7	-35.6	.14	39.06	-	-	-	-	0	100	H
	10.49923	48.34	PK2	37.7	-35.7	0	50.34	-	-	-	-	0	100	H

PK2 - KDB558074 Method: Maximum Peak
MAv1 - KDB558074 Option 1 Maximum RMS Average

UL VERIFICATION SERVICES INC.
47173 Benicia Street, Fremont, CA 94538; USA TEL:(510) 319-4000 FAX:(510) 661-0888

This report shall not be reproduced except in full, without the written approval of UL Verification Services Inc.

HIGH CHANNEL, CH 13 RESULTS

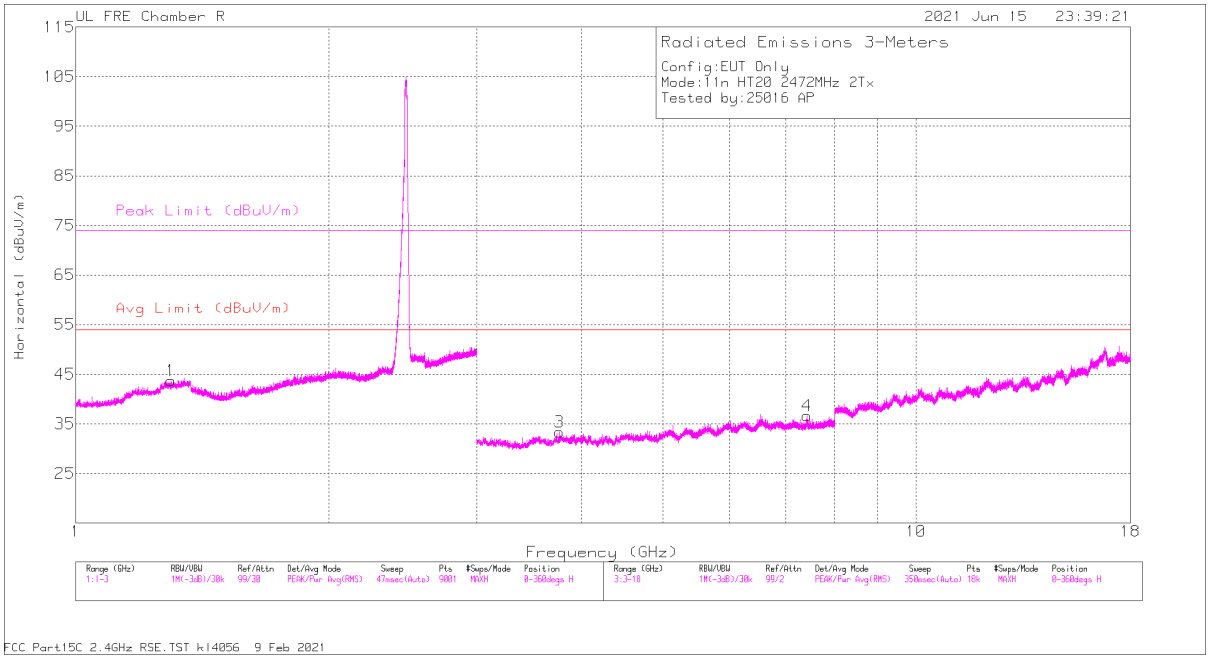

HORIZONTAL

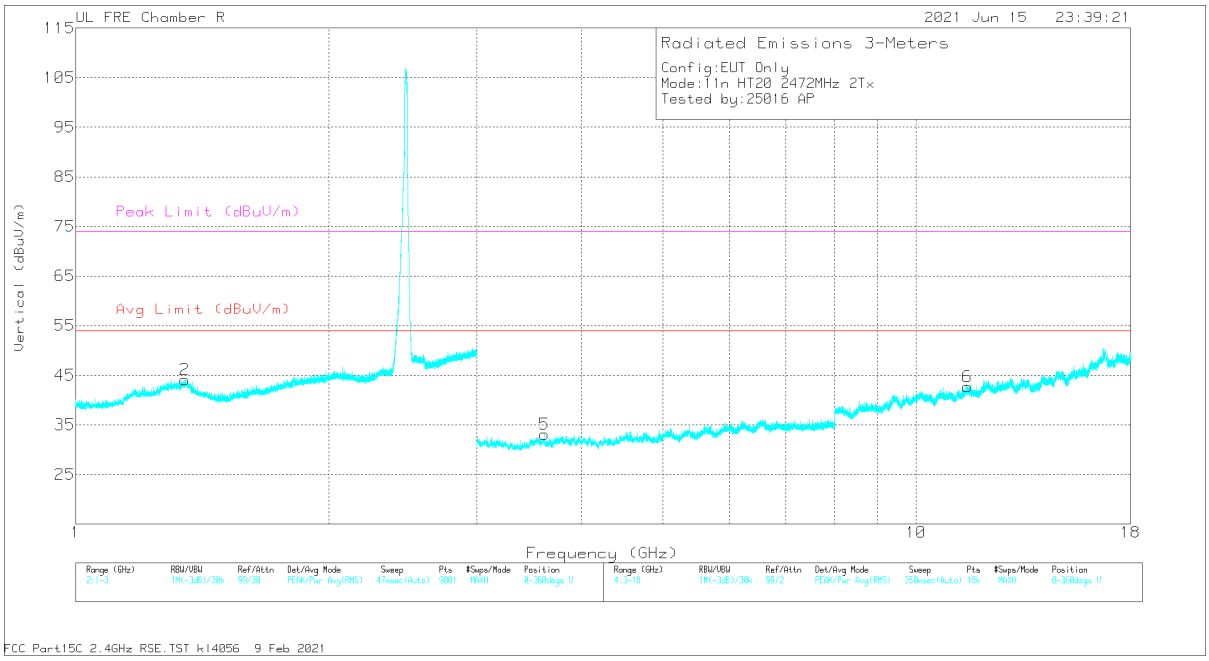

VERTICAL

UL VERIFICATION SERVICES INC.
47173 Benicia Street, Fremont, CA 94538; USA TEL:(510) 319-4000 FAX:(510) 661-0888

This report shall not be reproduced except in full, without the written approval of UL Verification Services Inc.

RADIATED EMISSIONS

Marker	Frequency (GHz)	Meter Reading (dBuV)	Det	AF PRE0213973 (dB/m)	Amp/Cbl/Fltr/Pad (dB)	DC Corr (dB)	Corrected Reading (dBuV/m)	Avg Limit (dBuV/m)	Margin (dB)	Peak Limit (dBuV/m)	PK Margin (dB)	Azimuth (Degs)	Height (cm)	Polarity
1	* 1.29928	59.08	PK2	29.1	-35.9	0	52.28	-	-	74	-21.72	188	100	H
	* 1.29934	47.65	MAv1	29.1	-35.9	.14	40.99	54	-13.01	-	-	188	100	H
2	* 1.34553	59.02	PK2	29.5	-35.7	0	52.82	-	-	74	-21.18	188	342	V
	* 1.34606	47.21	MAv1	29.5	-35.7	.14	41.15	54	-12.85	-	-	188	342	V
3	* 3.76778	51.86	PK2	33.3	-41	0	44.16	-	-	74	-29.84	188	100	H
	* 3.76612	40.35	MAv1	33.3	-41	.14	32.79	54	-21.21	-	-	188	100	H
4	* 7.42217	49.8	PK2	35.8	-38.6	0	47	-	-	74	-27	188	100	H
	* 7.42199	38.13	MAv1	35.8	-38.6	.14	35.47	54	-18.53	-	-	188	100	H
5	* 3.61211	52.51	PK2	33.3	-40.9	0	44.91	-	-	74	-29.09	188	201	V
	* 3.61101	40.04	MAv1	33.3	-40.9	.14	32.58	54	-21.42	-	-	188	201	V
6	* 11.52539	47.98	PK2	38.3	-34	0	52.28	-	-	74	-21.72	188	200	V
	* 11.52399	36.12	MAv1	38.3	-34.1	.14	40.46	54	-13.54	-	-	188	200	V

* - indicates frequency in CFR47 Pt 15 / IC RSS-Restricted Band
PK2 - KDB558074 Method: Maximum Peak
MAv1 - KDB558074 Option 1 Maximum RMS Average

UL VERIFICATION SERVICES INC.
47173 Benicia Street, Fremont, CA 94538; USA TEL:(510) 319-4000 FAX:(510) 661-0888

This report shall not be reproduced except in full, without the written approval of UL Verification Services Inc.

10.1.4. TX ABOVE 1 GHz 802.11ax HE20 1TX MODE IN THE 2.4 GHz BAND

1TX ANTENNA 4 MODE: 26-Tone, RU Index 0

BANDEDGE (LOW CHANNEL, CH 1)

HORIZONTAL RESULT

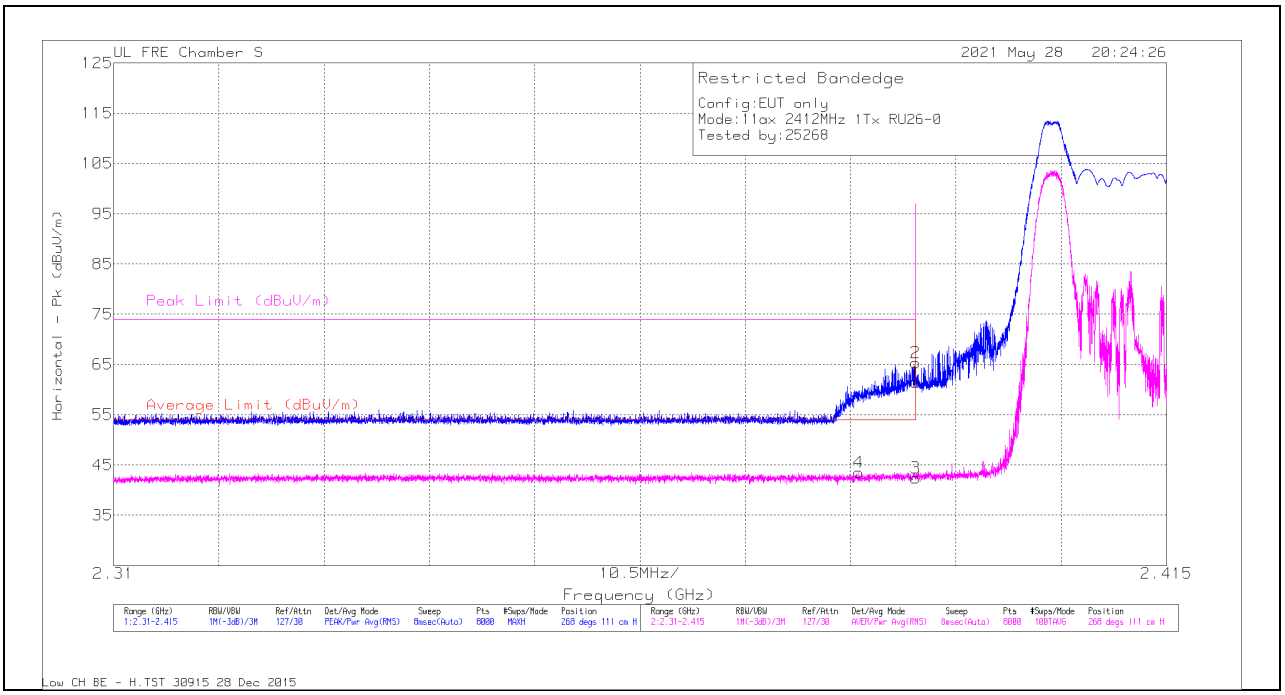

Trace Markers

Marker	Frequency (GHz)	Meter Reading (dBuV)	Det	AF PRE0213833 (dB/m)	Amp/Cbl/Fltr/Pad (dB)	DC Corr (dB)	Corrected Reading (dBuV/m)	Average Limit (dBuV/m)	Margin (dB)	Peak Limit (dBuV/m)	PK Margin (dB)	Azimuth (Degs)	Height (cm)	Polarity
4	2.3843	46.45	RMS	32.3	-35.2	0	43.55	54	-10.45	-	-	268	111	H
2	2.38997	68.29	Pk	32.3	-35.2	0	65.39	-	-	74	-8.61	268	111	H
1	2.39	64.32	Pk	32.3	-35.2	0	61.42	-	-	74	-12.58	268	111	H
3	2.39	45.26	RMS	32.3	-35.2	0	42.36	54	-11.64	-	-	268	111	H

Pk - Peak detector
RMS - RMS detection

UL VERIFICATION SERVICES INC.
47173 Benicia Street, Fremont, CA 94538; USA TEL:(510) 319-4000 FAX:(510) 661-0888

This report shall not be reproduced except in full, without the written approval of UL Verification Services Inc.

VERTICAL RESULT

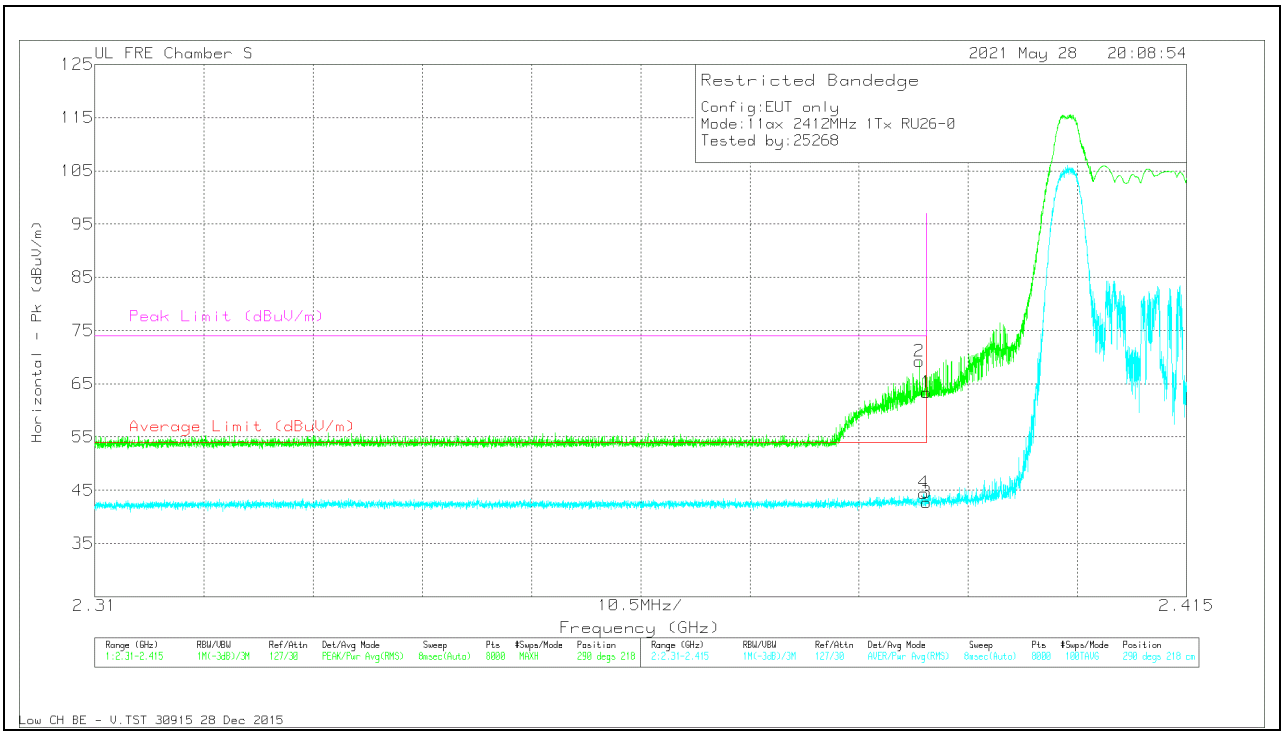

Trace Markers

Marker	Frequency (GHz)	Meter Reading (dBuV)	Det	AF PRE0213833 (dB/m)	Amp/Cbl/Fltr/Pad (dB)	DC Corr (dB)	Corrected Reading (dBuV/m)	Average Limit (dBuV/m)	Margin (dB)	Peak Limit (dBuV/m)	PK Margin (dB)	Azimuth (Degs)	Height (cm)	Polarity
2	2.38927	72.12	Pk	32.3	-35.2	0	69.22	-	-	74	-4.78	290	218	V
4	2.38972	47.36	RMS	32.3	-35.2	0	44.46	54	-9.54	-	-	290	218	V
1	2.39	66.25	Pk	32.3	-35.2	0	63.35	-	-	74	-10.65	290	218	V
3	2.39	45.6	RMS	32.3	-35.2	0	42.7	54	-11.3	-	-	290	218	V

Pk - Peak detector
RMS - RMS detection

UL VERIFICATION SERVICES INC.
47173 Benicia Street, Fremont, CA 94538; USA TEL:(510) 319-4000 FAX:(510) 661-0888

This report shall not be reproduced except in full, without the written approval of UL Verification Services Inc.

BANDEDGE (LOW CHANNEL, CH 2)

HORIZONTAL RESULT

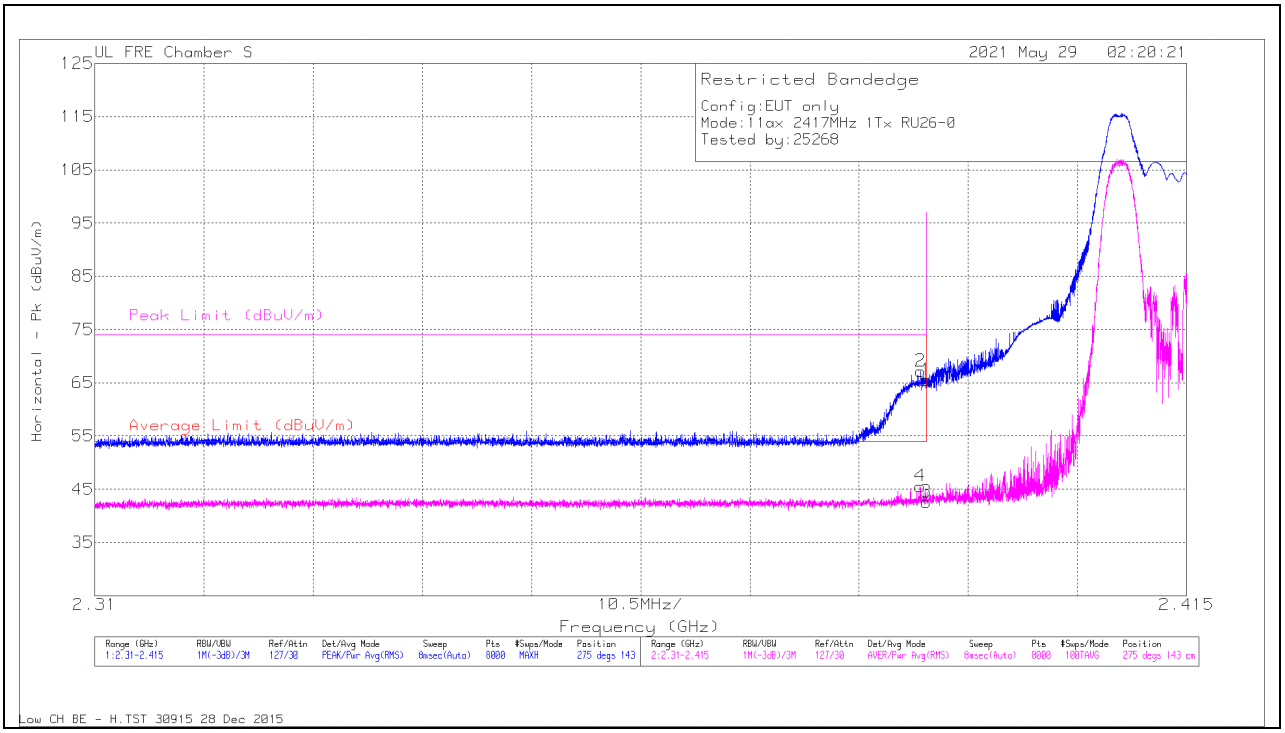

Trace Markers

Marker	Frequency (GHz)	Meter Reading (dBuV)	Det	AF PRE0213833 (dB/m)	Amp/Cbl/Fltr/Pad (dB)	DC Corr (dB)	Corrected Reading (dBuV/m)	Average Limit (dBuV/m)	Margin (dB)	Peak Limit (dBuV/m)	PK Margin (dB)	Azimuth (Degs)	Height (cm)	Polarity
4	2.38938	48.47	RMS	32.3	-35.2	0	45.57	54	-8.43	-	-	275	143	H
2	2.38942	70.08	Pk	32.3	-35.2	0	67.18	-	-	74	-6.82	275	143	H
1	2.39	68.42	Pk	32.3	-35.2	0	65.52	-	-	74	-8.48	275	143	H
3	2.39	45.53	RMS	32.3	-35.2	0	42.63	54	-11.37	-	-	275	143	H

Pk - Peak detector
RMS - RMS detection

UL VERIFICATION SERVICES INC.
47173 Benicia Street, Fremont, CA 94538; USA TEL:(510) 319-4000 FAX:(510) 661-0888

This report shall not be reproduced except in full, without the written approval of UL Verification Services Inc.

VERTICAL RESULT

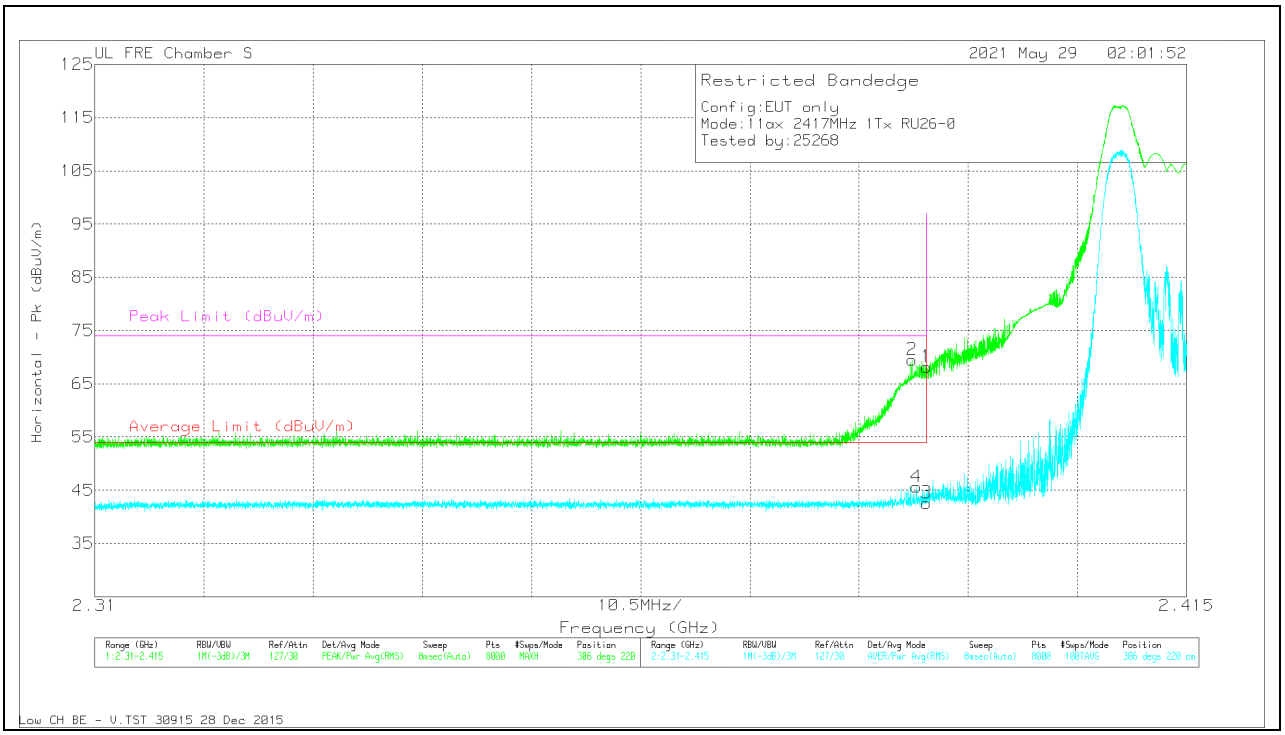

Trace Markers

Marker	Frequency (GHz)	Meter Reading (dBuV)	Det	AF PRE0213833 (dB/m)	Amp/Cbl/Fltr/Pad (dB)	DC Corr (dB)	Corrected Reading (dBuV/m)	Average Limit (dBuV/m)	Margin (dB)	Peak Limit (dBuV/m)	PK Margin (dB)	Azimuth (Degs)	Height (cm)	Polarity
2	2.38859	72.4	Pk	32.3	-35.2	0	69.5	-	-	74	-4.5	306	220	V
4	2.38901	48.54	RMS	32.3	-35.2	0	45.64	54	-8.36	-	-	306	220	V
1	2.39	71.08	Pk	32.3	-35.2	0	68.18	-	-	74	-5.82	306	220	V
3	2.39	45.52	RMS	32.3	-35.2	0	42.62	54	-11.38	-	-	306	220	V

Pk - Peak detector
RMS - RMS detection

UL VERIFICATION SERVICES INC.
47173 Benicia Street, Fremont, CA 94538; USA TEL:(510) 319-4000 FAX:(510) 661-0888

This report shall not be reproduced except in full, without the written approval of UL Verification Services Inc.

BANDEDGE (LOW CHANNEL, CH 3)

HORIZONTAL RESULT

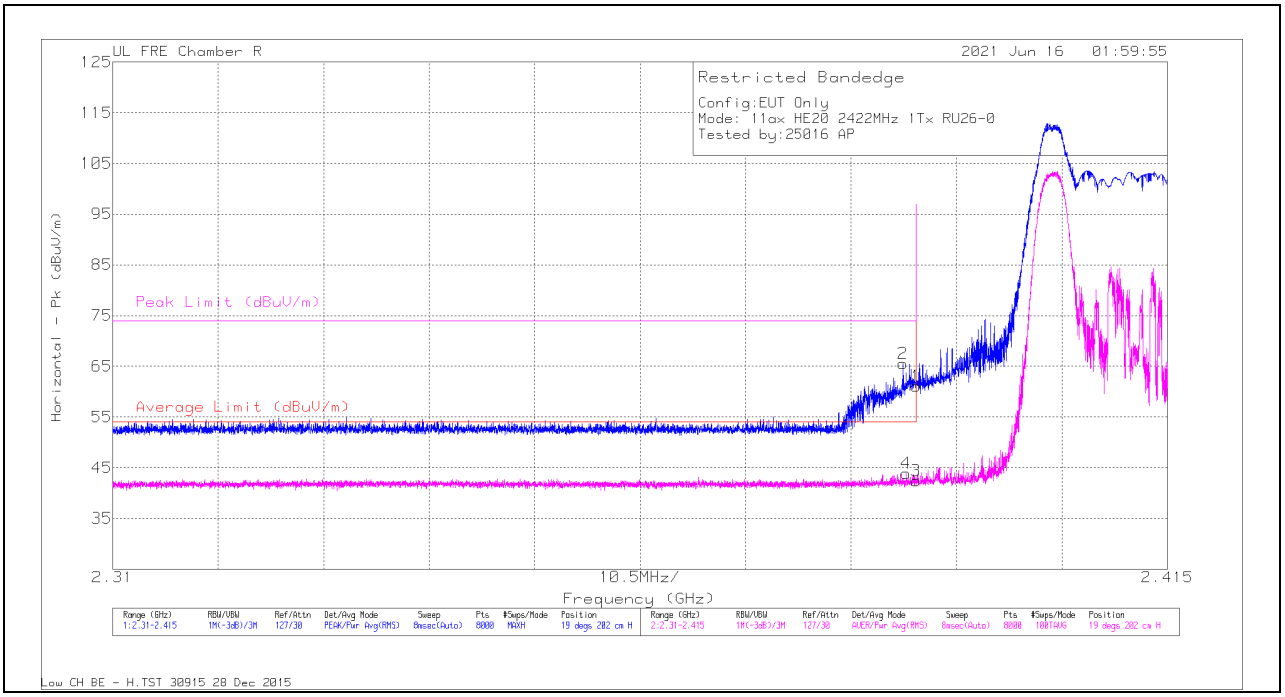

Trace Markers

Marker	Frequency (GHz)	Meter Reading (dBuV)	Det	AF PRE0213973 (dB/m)	Amp/Cbl/Fltr/Pad (dB)	DC Corr (dB)	Corrected Reading (dBuV/m)	Average Limit (dBuV/m)	Margin (dB)	Peak Limit (dBuV/m)	PK Margin (dB)	Azimuth (Degs)	Height (cm)	Polarity
2	2.3887	68.99	Pk	32.1	-35.5	0	65.59	-	-	74	-8.41	19	202	H
4	2.389	47.32	RMS	32.1	-35.5	0	43.92	54	-10.08	-	-	19	202	H
1	2.39	64.52	Pk	32.1	-35.5	0	61.12	-	-	74	-12.88	19	202	H
3	2.39	45.79	RMS	32.1	-35.5	0	42.39	54	-11.61	-	-	19	202	H

Pk - Peak detector
RMS - RMS detection

UL VERIFICATION SERVICES INC.
47173 Benicia Street, Fremont, CA 94538; USA TEL:(510) 319-4000 FAX:(510) 661-0888

This report shall not be reproduced except in full, without the written approval of UL Verification Services Inc.

VERTICAL RESULT

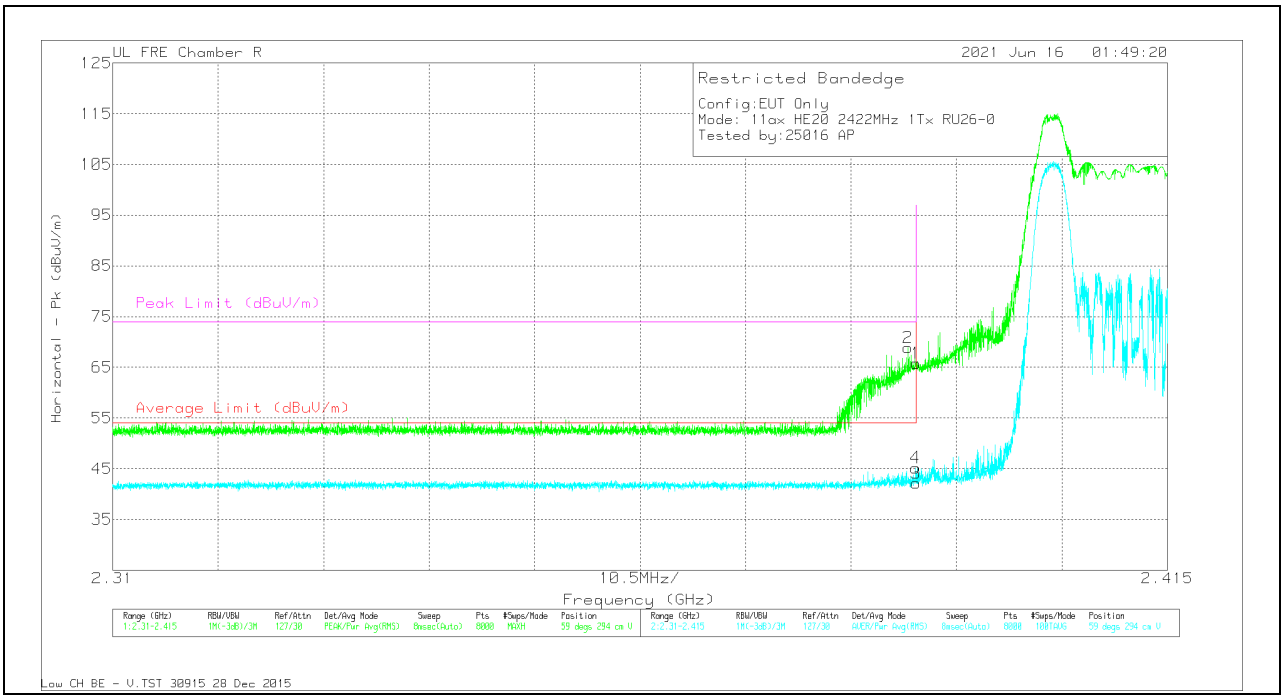

Trace Markers

Marker	Frequency (GHz)	Meter Reading (dBuV)	Det	AF PRE0213833 (dB/m)	Amp/Cbl/Fltr/Pad (dB)	DC Corr (dB)	Corrected Reading (dBuV/m)	Average Limit (dBuV/m)	Margin (dB)	Peak Limit (dBuV/m)	PK Margin (dB)	Azimuth (Degs)	Height (cm)	Polarity
2	2.38918	72.27	Pk	32.1	-35.5	0	68.87	-	-	74	-5.13	59	294	V
4	2.38993	48.59	RMS	32.1	-35.5	0	45.19	54	-8.81	-	-	59	294	V
1	2.39	69.16	Pk	32.1	-35.5	0	65.76	-	-	74	-8.24	59	294	V
3	2.39	45.54	RMS	32.1	-35.5	0	42.14	54	-11.86	-	-	59	294	V

Pk - Peak detector
RMS - RMS detection

UL VERIFICATION SERVICES INC.
47173 Benicia Street, Fremont, CA 94538; USA TEL:(510) 319-4000 FAX:(510) 661-0888

This report shall not be reproduced except in full, without the written approval of UL Verification Services Inc.

1TX ANTENNA 4 MODE: 26-Tone, RU Index 8

BANDEDGE (HIGH CHANNEL, CH 9)

HORIZONTAL RESULT

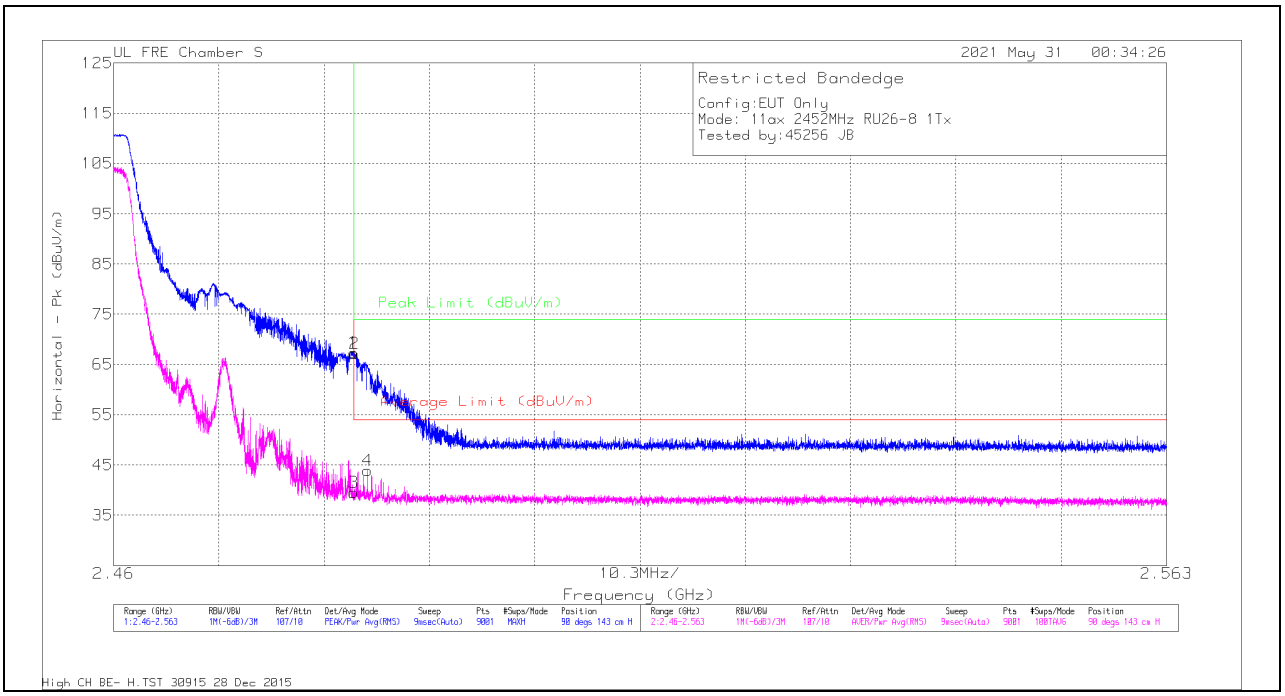

Trace Markers

Marker	Frequency (GHz)	Meter Reading (dBuV)	Det	AF PRE0213833 (dB/m)	Amp/Cbl/Fltr/Pad (dB)	DC Corr (dB)	Corrected Reading (dBuV/m)	Average Limit (dBuV/m)	Margin (dB)	Peak Limit (dBuV/m)	PK Margin (dB)	Azimuth (Degs)	Height (cm)	Polarity
1	2.48351	70.17	Pk	32.2	-35	0	67.37	-	-	74	-6.63	90	143	H
3	2.48351	42.33	RMS	32.2	-35	0	39.53	54	-14.47	-	-	90	143	H
2	2.48353	70.02	Pk	32.2	-35	0	67.22	-	-	74	-6.78	90	143	H
4	2.48484	46.58	RMS	32.2	-34.9	0	43.88	54	-10.12	-	-	90	143	H

Pk - Peak detector
RMS - RMS detection

UL VERIFICATION SERVICES INC.
47173 Benicia Street, Fremont, CA 94538; USA TEL:(510) 319-4000 FAX:(510) 661-0888

This report shall not be reproduced except in full, without the written approval of UL Verification Services Inc.

VERTICAL RESULT

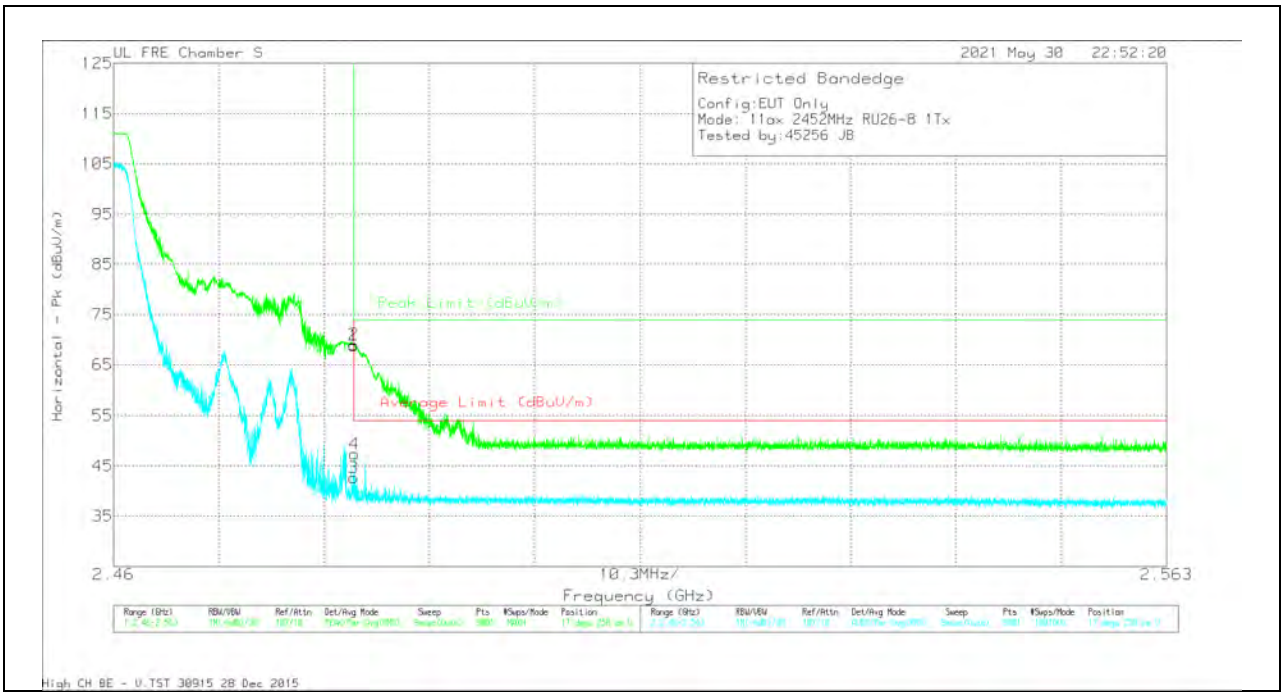

Trace Markers

Marker	Frequency (GHz)	Meter Reading (dBuV)	Det	AF PRE0213833 (dB/m)	Amp/Cbl/Fltr/Pad (dB)	DC Corr (dB)	Corrected Reading (dBuV/m)	Average Limit (dBuV/m)	Margin (dB)	Peak Limit (dBuV/m)	PK Margin (dB)	Azimuth (Degs)	Height (cm)	Polarity
1	2.48351	71.59	Pk	32.2	-35	0	68.79	-	-	74	-5.21	17	258	V
3	2.48351	45.4	RMS	32.2	-35	0	42.6	54	-11.4	-	-	17	258	V
2	2.48352	71.81	Pk	32.2	-35	0	69.01	-	-	74	-4.99	17	258	V
4	2.48354	50.24	RMS	32.2	-35	0	47.44	54	-6.56	-	-	17	258	V

Pk - Peak detector
RMS - RMS detection

UL VERIFICATION SERVICES INC.
47173 Benicia Street, Fremont, CA 94538; USA TEL:(510) 319-4000 FAX:(510) 661-0888

This report shall not be reproduced except in full, without the written approval of UL Verification Services Inc.

BANDEDGE (HIGH CHANNEL, CH 10)

HORIZONTAL RESULT

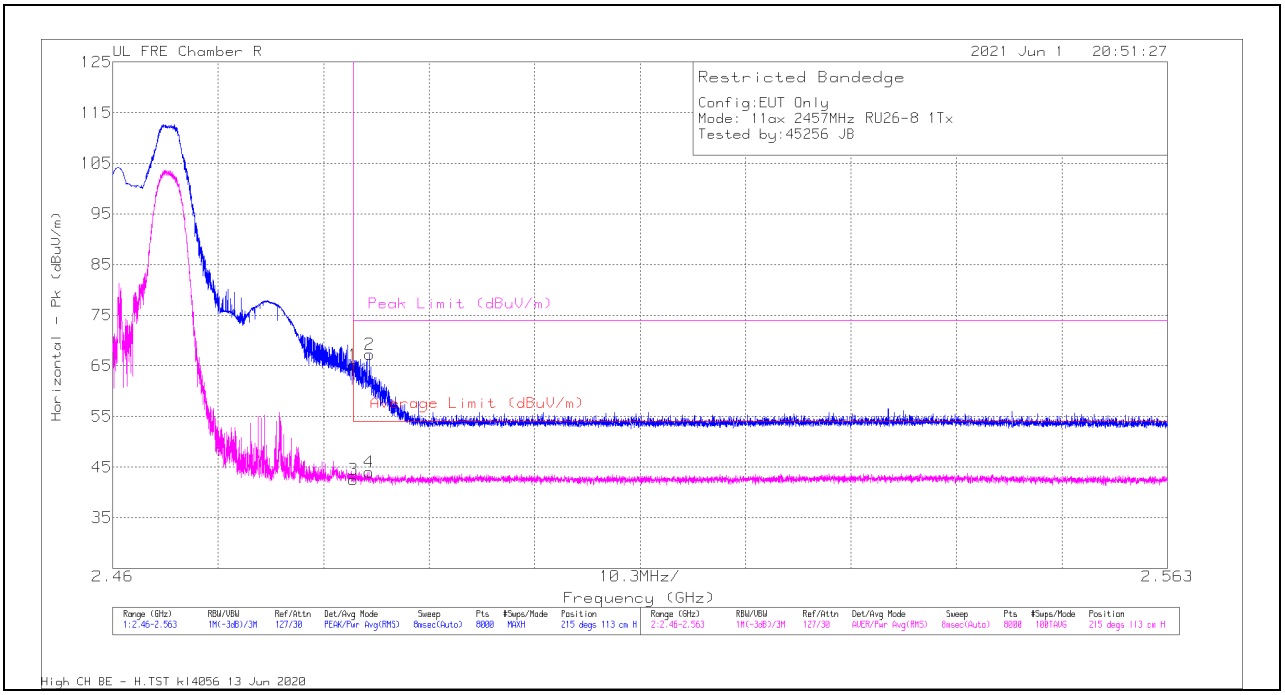

Trace Markers

Marker	Frequency (GHz)	Meter Reading (dBuV)	Det	AF PRE0213973 (dB/m)	Amp/Cbl/Fltr/Pad (dB)	DC Corr (dB)	Corrected Reading (dBuV/m)	Average Limit (dBuV/m)	Margin (dB)	Peak Limit (dBuV/m)	PK Margin (dB)	Azimuth (Degs)	Height (cm)	Polarity
1	2.4835	68.02	Pk	32.5	-35.3	0	65.22	-	-	74	-8.78	215	113	H
3	2.4835	45.39	RMS	32.5	-35.3	0	42.59	54	-11.41	-	-	215	113	H
4	2.48503	46.81	RMS	32.5	-35.3	0	44.01	54	-9.99	-	-	215	113	H
2	2.48508	70.06	Pk	32.5	-35.3	0	67.26	-	-	74	-6.74	215	113	H

Pk - Peak detector
RMS - RMS detection

UL VERIFICATION SERVICES INC.
47173 Benicia Street, Fremont, CA 94538; USA TEL:(510) 319-4000 FAX:(510) 661-0888

This report shall not be reproduced except in full, without the written approval of UL Verification Services Inc.

VERTICAL RESULT

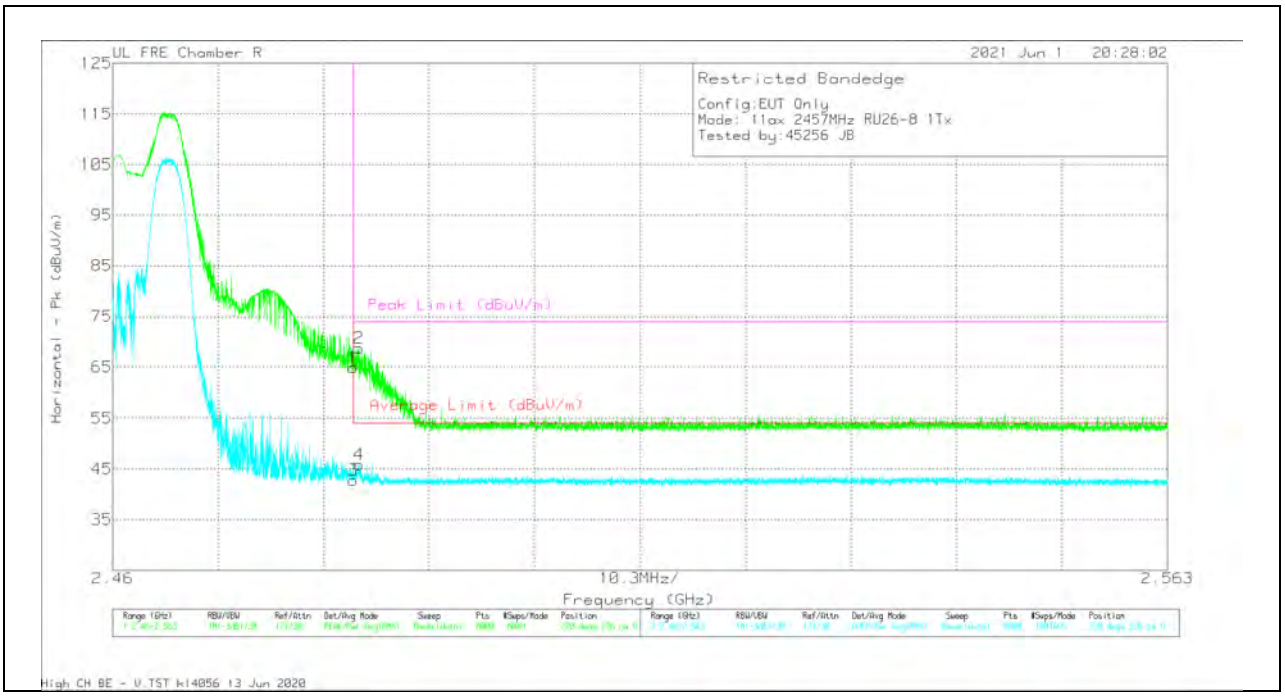

Trace Markers

Marker	Frequency (GHz)	Meter Reading (dBuV)	Det	AF PRE0213973 (dB/m)	Amp/Cbl/Fltr/Pad (dB)	DC Corr (dB)	Corrected Reading (dBuV/m)	Average Limit (dBuV/m)	Margin (dB)	Peak Limit (dBuV/m)	PK Margin (dB)	Azimuth (Degs)	Height (cm)	Polarity
1	2.4835	67.77	Pk	32.5	-35.3	0	64.97	-	-	74	-9.03	228	226	V
3	2.4835	45.6	RMS	32.5	-35.3	0	42.8	54	-11.2	-	-	228	226	V
2	2.48402	71.53	Pk	32.5	-35.3	0	68.73	-	-	74	-5.27	228	226	V
4	2.48407	48.62	RMS	32.5	-35.3	0	45.82	54	-8.18	-	-	228	226	V

Pk - Peak detector
RMS - RMS detection

UL VERIFICATION SERVICES INC.
47173 Benicia Street, Fremont, CA 94538; USA TEL:(510) 319-4000 FAX:(510) 661-0888

This report shall not be reproduced except in full, without the written approval of UL Verification Services Inc.

BANDEDGE (HIGH CHANNEL, CH 11)

HORIZONTAL RESULT

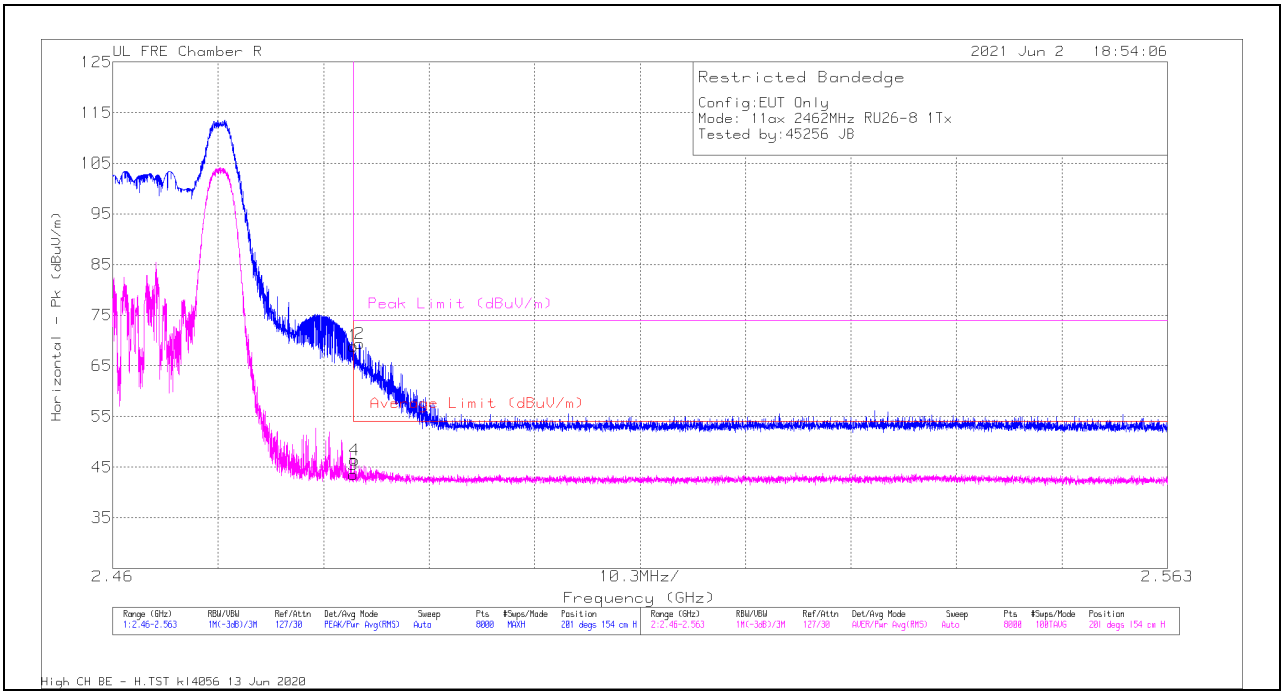

Trace Markers

Marker	Frequency (GHz)	Meter Reading (dBuV)	Det	AF PRE0213973 (dB/m)	Amp/Cbl/Fltr/Pad (dB)	DC Corr (dB)	Corrected Reading (dBuV/m)	Average Limit (dBuV/m)	Margin (dB)	Peak Limit (dBuV/m)	PK Margin (dB)	Azimuth (Degs)	Height (cm)	Polarity
1	2.4835	71.74	Pk	32.5	-35.3	0	68.94	-	-	74	-5.06	201	154	H
3	2.4835	46.32	RMS	32.5	-35.3	0	43.52	54	-10.48	-	-	201	154	H
4	2.48363	49.14	RMS	32.5	-35.3	0	46.34	54	-7.66	-	-	201	154	H
2	2.48408	72.2	Pk	32.5	-35.3	0	69.4	-	-	74	-4.6	201	154	H

Pk - Peak detector
RMS - RMS detection

UL VERIFICATION SERVICES INC.
47173 Benicia Street, Fremont, CA 94538; USA TEL:(510) 319-4000 FAX:(510) 661-0888

This report shall not be reproduced except in full, without the written approval of UL Verification Services Inc.

VERTICAL RESULT

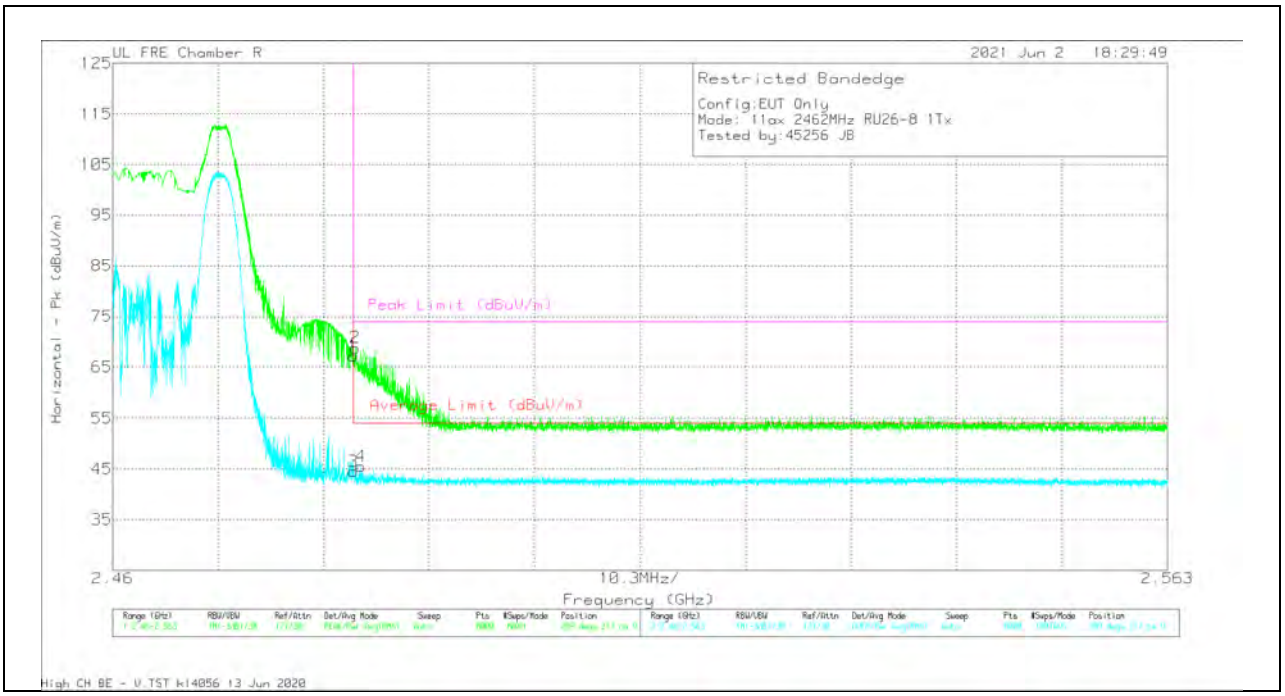

Trace Markers

Marker	Frequency (GHz)	Meter Reading (dBuV)	Det	AF PRE0213973 (dB/m)	Amp/Cbl/Fltr/Pad (dB)	DC Corr (dB)	Corrected Reading (dBuV/m)	Average Limit (dBuV/m)	Margin (dB)	Peak Limit (dBuV/m)	PK Margin (dB)	Azimuth (Degs)	Height (cm)	Polarity
1	2.4835	69.95	Pk	32.5	-35.3	0	67.15	-	-	74	-6.85	289	217	V
3	2.4835	47.31	RMS	32.5	-35.3	0	44.51	54	-9.49	-	-	289	217	V
2	2.48367	71.62	Pk	32.5	-35.3	0	68.82	-	-	74	-5.18	289	217	V
4	2.48422	48.32	RMS	32.5	-35.3	0	45.52	54	-8.48	-	-	289	217	V

Pk - Peak detector
RMS - RMS detection

UL VERIFICATION SERVICES INC.
47173 Benicia Street, Fremont, CA 94538; USA TEL:(510) 319-4000 FAX:(510) 661-0888

This report shall not be reproduced except in full, without the written approval of UL Verification Services Inc.

BANDEDGE (HIGH CHANNEL, CH 12)

HORIZONTAL RESULT

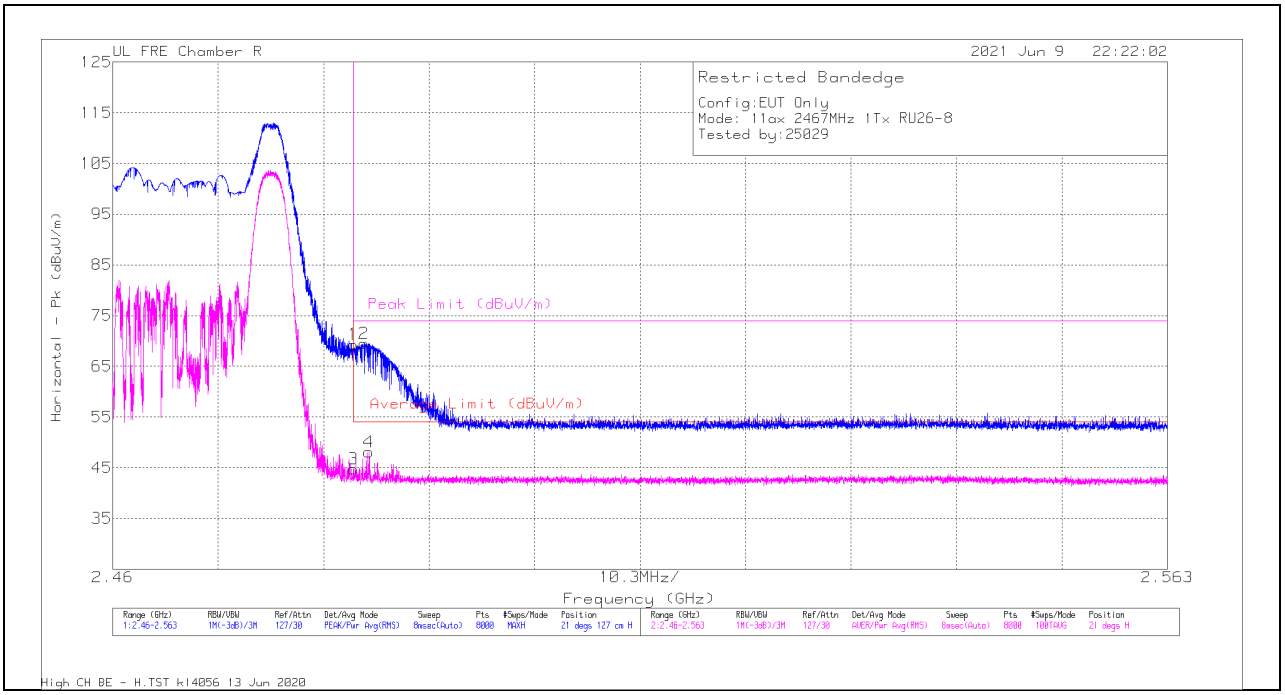

Trace Markers

Marker	Frequency (GHz)	Meter Reading (dBuV)	Det	AF PRE0213973 (dB/m)	Amp/Cbl/Fltr/Pad (dB)	DC Corr (dB)	Corrected Reading (dBuV/m)	Average Limit (dBuV/m)	Margin (dB)	Peak Limit (dBuV/m)	PK Margin (dB)	Azimuth (Degs)	Height (cm)	Polarity
1	* 2.4835	72.11	Pk	32.5	-35.3	0	69.31	-	-	74	-4.69	21	127	H
2	* 2.48453	72.3	Pk	32.5	-35.3	0	69.5	-	-	74	-4.5	21	127	H
3	* 2.4835	47.56	RMS	32.5	-35.3	0	44.76	54	-9.24	-	-	21	127	H
4	* 2.48499	50.86	RMS	32.5	-35.3	0	48.06	54	-5.94	-	-	21	127	H

* - indicates frequency in CFR47 Pt 15 / IC RSS-Restricted Band
Pk - Peak detector
RMS - RMS detection

UL VERIFICATION SERVICES INC.
47173 Benicia Street, Fremont, CA 94538; USA TEL:(510) 319-4000 FAX:(510) 661-0888

This report shall not be reproduced except in full, without the written approval of UL Verification Services Inc.

VERTICAL RESULT

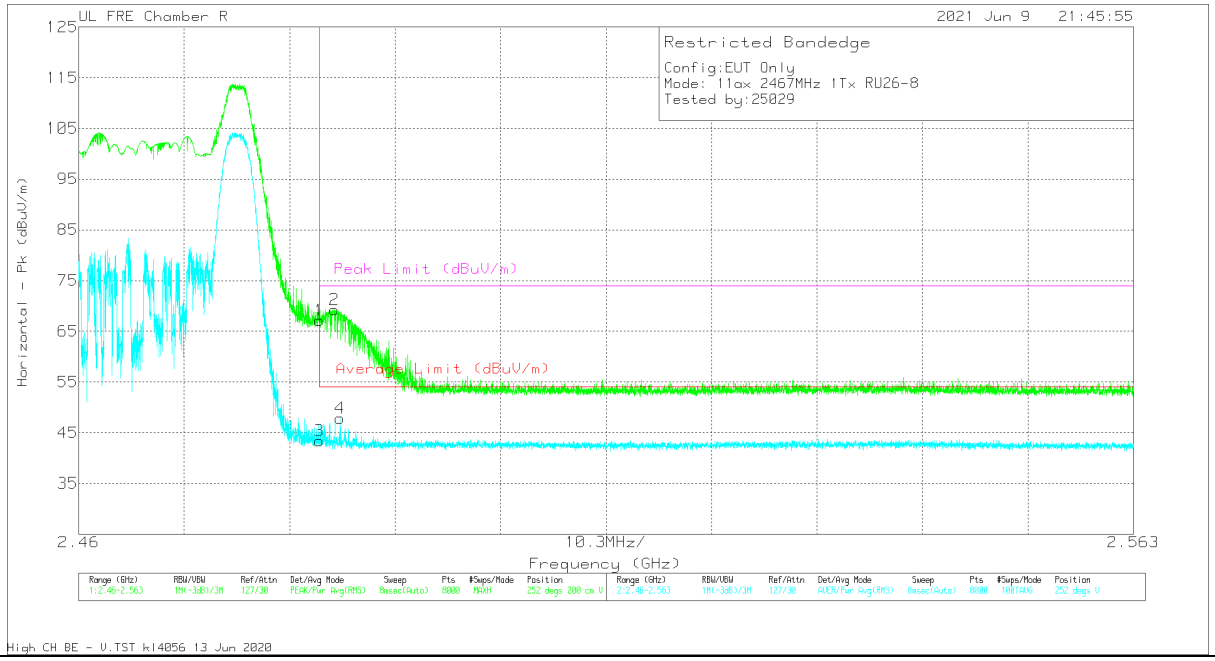

Trace Markers

Marker	Frequency (GHz)	Meter Reading (dBuV)	Det	AF PRE0213973 (dB/m)	Amp/Cbl/Fltr/Pad (dB)	DC Corr (dB)	Corrected Reading (dBuV/m)	Average Limit (dBuV/m)	Margin (dB)	Peak Limit (dBuV/m)	PK Margin (dB)	Azimuth (Degs)	Height (cm)	Polarity
1	* 2.4835	69.92	Pk	32.5	-35.3	0	67.12	-	-	74	-6.88	252	200	V
2	* 2.48496	72.1	Pk	32.5	-35.3	0	69.3	-	-	74	-4.7	252	200	V
3	* 2.4835	46.2	RMS	32.5	-35.3	0	43.4	54	-10.6	-	-	252	200	V
4	* 2.48554	50.62	RMS	32.5	-35.3	0	47.82	54	-6.18	-	-	252	200	V

* - indicates frequency in CFR47 Pt 15 / IC RSS-Restricted Band
Pk - Peak detector
RMS - RMS detection

UL VERIFICATION SERVICES INC.
47173 Benicia Street, Fremont, CA 94538; USA TEL:(510) 319-4000 FAX:(510) 661-0888

This report shall not be reproduced except in full, without the written approval of UL Verification Services Inc.

BANDEDGE (HIGH CHANNEL, CH 13)

HORIZONTAL RESULT

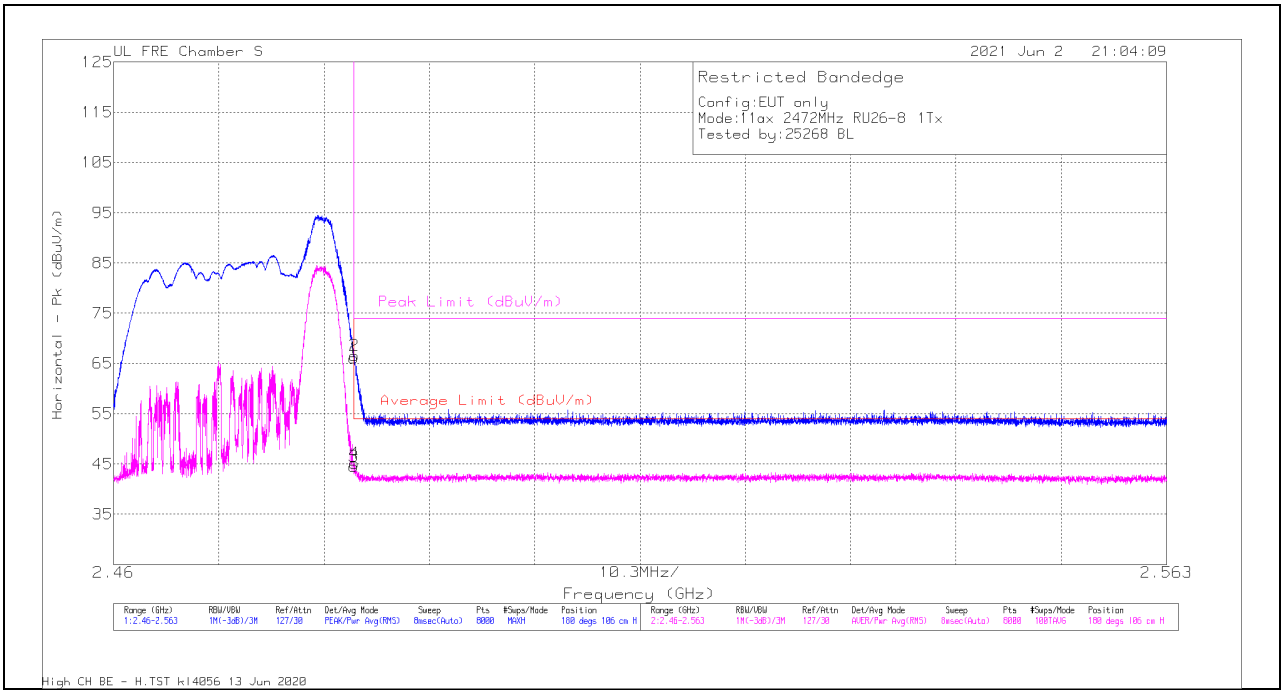

Trace Markers

Marker	Frequency (GHz)	Meter Reading (dBuV)	Det	AF PRE0213833 (dB/m)	Amp/Cbl/Fltr/Pad (dB)	DC Corr (dB)	Corrected Reading (dBuV/m)	Average Limit (dBuV/m)	Margin (dB)	Peak Limit (dBuV/m)	PK Margin (dB)	Azimuth (Degs)	Height (cm)	Polarity
1	2.4835	68.84	Pk	32.2	-35	0	66.04	-	-	74	-7.96	180	106	H
3	2.4835	47.3	RMS	32.2	-35	0	44.5	54	-9.5	-	-	180	106	H
4	2.48355	47.95	RMS	32.2	-35	0	45.15	54	-8.85	-	-	180	106	H
2	2.48356	69.36	Pk	32.2	-35	0	66.56	-	-	74	-7.44	180	106	H

Pk - Peak detector
RMS - RMS detection

UL VERIFICATION SERVICES INC.
47173 Benicia Street, Fremont, CA 94538; USA TEL:(510) 319-4000 FAX:(510) 661-0888

This report shall not be reproduced except in full, without the written approval of UL Verification Services Inc.

VERTICAL RESULT

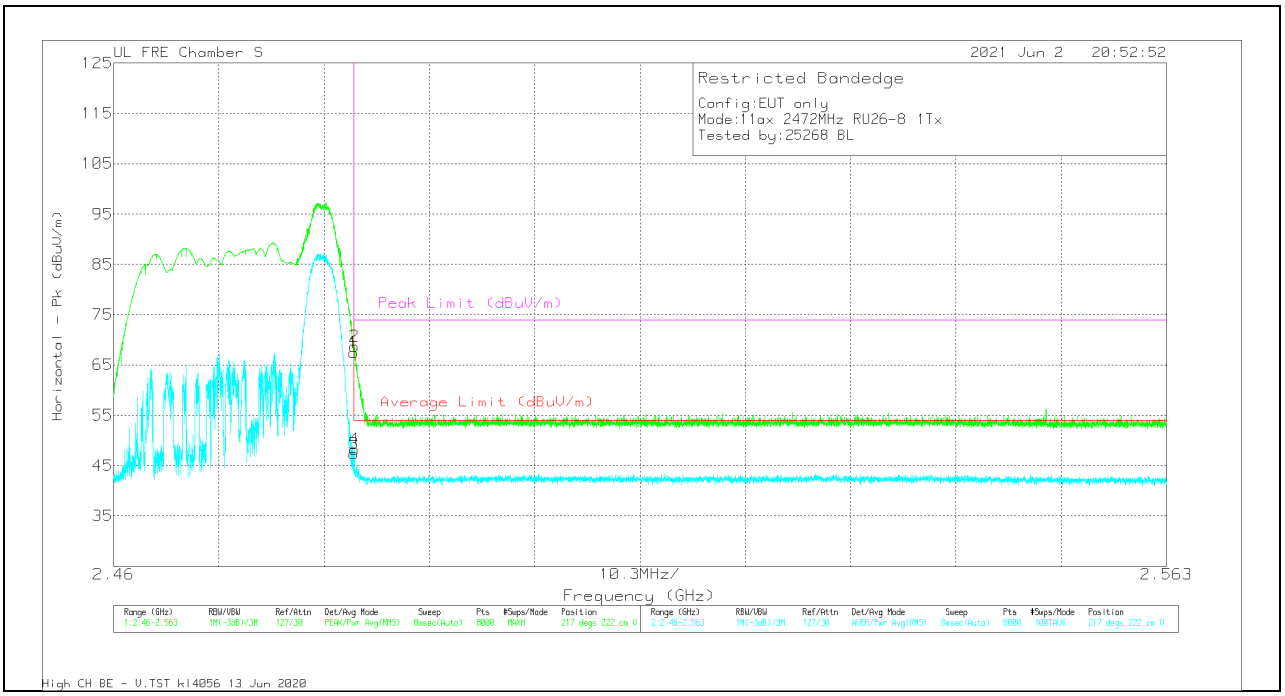

Trace Markers

Marker	Frequency (GHz)	Meter Reading (dBuV)	Det	AF PRE0213833 (dB/m)	Amp/Cbl/Fltr/Pad (dB)	DC Corr (dB)	Corrected Reading (dBuV/m)	Average Limit (dBuV/m)	Margin (dB)	Peak Limit (dBuV/m)	PK Margin (dB)	Azimuth (Degs)	Height (cm)	Polarity
1	2.4835	70.26	Pk	32.2	-35	0	67.46	-	-	74	-6.54	217	222	V
3	2.4835	50.19	RMS	32.2	-35	0	47.39	54	-6.61	-	-	217	222	V
2	2.48354	71.55	Pk	32.2	-35	0	68.75	-	-	74	-5.25	217	222	V
4	2.48356	51.07	RMS	32.2	-35	0	48.27	54	-5.73	-	-	217	222	V

Pk - Peak detector
RMS - RMS detection

UL VERIFICATION SERVICES INC.
47173 Benicia Street, Fremont, CA 94538; USA TEL:(510) 319-4000 FAX:(510) 661-0888

This report shall not be reproduced except in full, without the written approval of UL Verification Services Inc.

1TX ANTENNA 4 MODE: 242-Tone, RU Index 61

BANDEDGE (LOW CHANNEL, CH 1)

HORIZONTAL RESULT

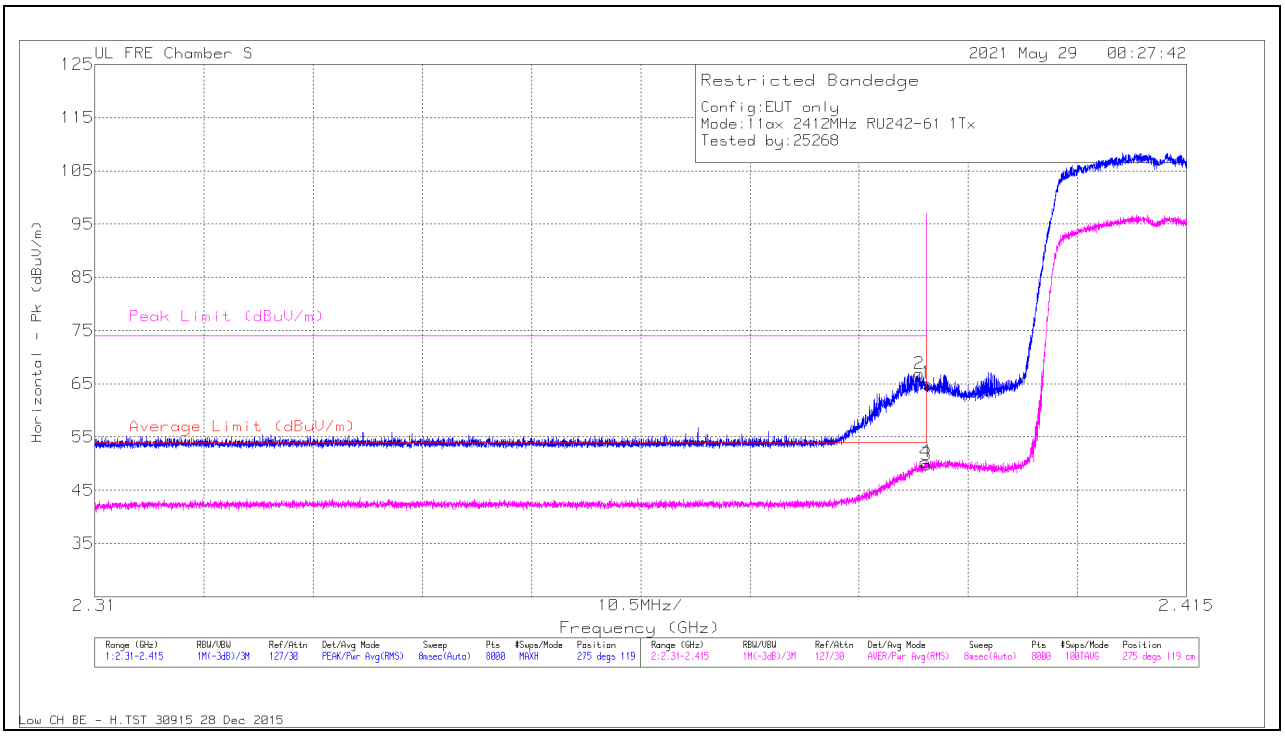

Trace Markers

Marker	Frequency (GHz)	Meter Reading (dBuV)	Det	AF PRE0213833 (dB/m)	Amp/Cbl/Fltr/Pad (dB)	DC Corr (dB)	Corrected Reading (dBuV/m)	Average Limit (dBuV/m)	Margin (dB)	Peak Limit (dBuV/m)	PK Margin (dB)	Azimuth (Degs)	HHeight (cm)	Polarity
2	2.38929	69.8	Pk	32.3	-35.2	0	66.9	-	-	74	-7.1	275	119	H
4	2.38989	53.2	RMS	32.3	-35.2	0	50.3	54	-3.7	-	-	275	119	H
1	2.39	68.01	Pk	32.3	-35.2	0	65.11	-	-	74	-8.89	275	119	H
3	2.39	52.7	RMS	32.3	-35.2	0	49.8	54	-4.2	-	-	275	119	H

Pk - Peak detector
RMS - RMS detection

UL VERIFICATION SERVICES INC.
47173 Benicia Street, Fremont, CA 94538; USA TEL:(510) 319-4000 FAX:(510) 661-0888

This report shall not be reproduced except in full, without the written approval of UL Verification Services Inc.

VERTICAL RESULT

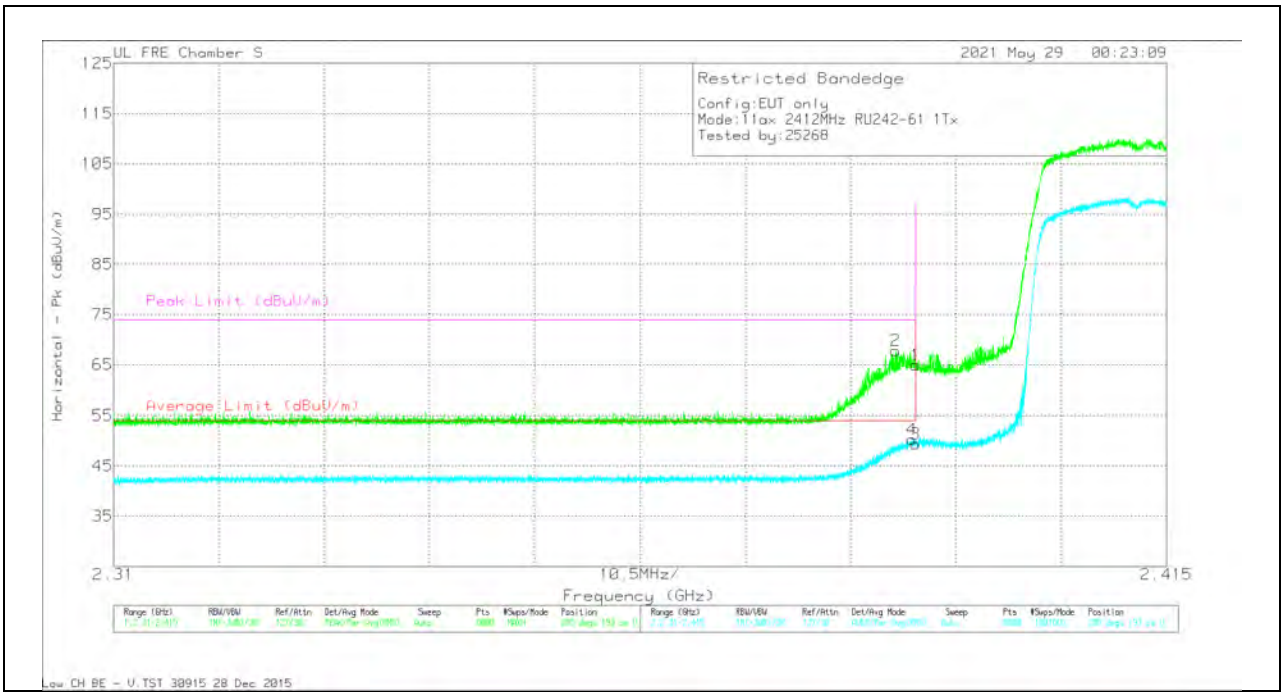

Trace Markers

Marker	Frequency (GHz)	Meter Reading (dBuV)	Det	AF PRE0213833 (dB/m)	Amp/Cbl/Fltr/Pad (dB)	DC Corr (dB)	Corrected Reading (dBuV/m)	Average Limit (dBuV/m)	Margin (dB)	Peak Limit (dBuV/m)	PK Margin (dB)	Azimuth (Degs)	Height (cm)	Polarity
2	2.38799	70.77	Pk	32.3	-35.2	0	67.87	-	-	74	-6.13	285	193	V
4	2.38963	53.19	RMS	32.3	-35.2	0	50.29	54	-3.71	-	-	285	193	V
1	2.39	67.81	Pk	32.3	-35.2	0	64.91	-	-	74	-9.09	285	193	V
3	2.39	52.32	RMS	32.3	-35.2	0	49.42	54	-4.58	-	-	285	193	V

Pk - Peak detector
RMS - RMS detection

UL VERIFICATION SERVICES INC.
47173 Benicia Street, Fremont, CA 94538; USA TEL:(510) 319-4000 FAX:(510) 661-0888

This report shall not be reproduced except in full, without the written approval of UL Verification Services Inc.

BANDEDGE (LOW CHANNEL, CH 2)

HORIZONTAL RESULT

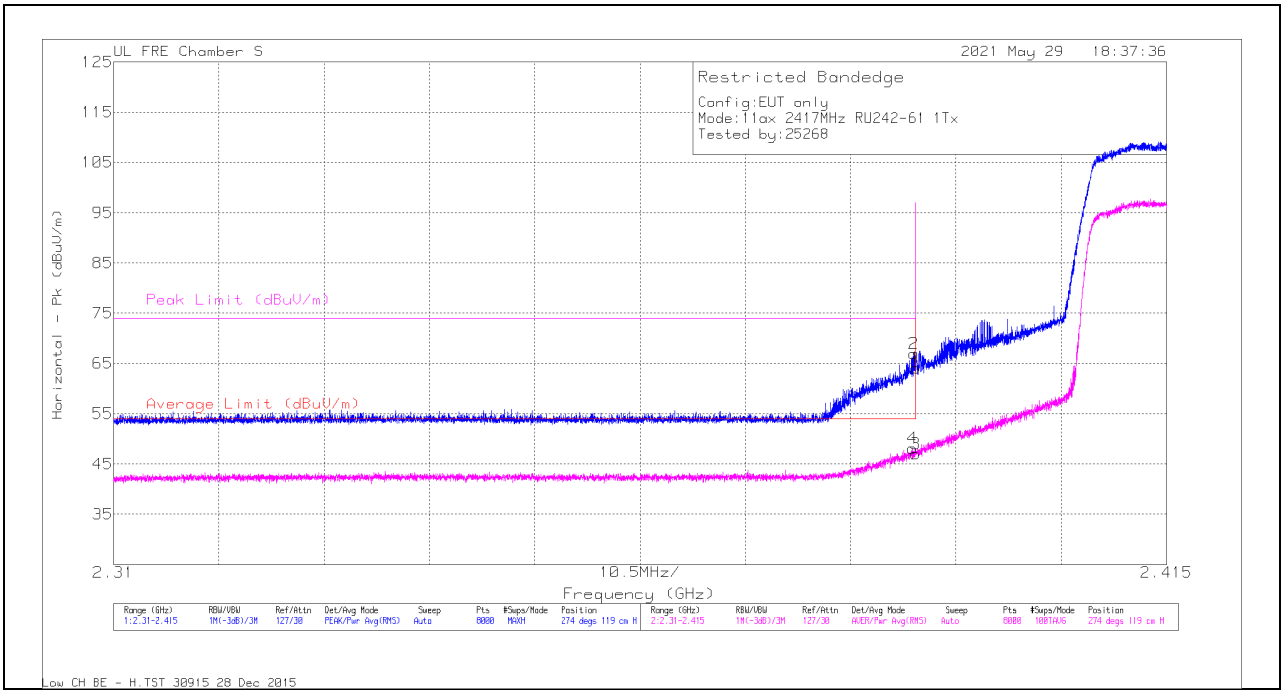

Trace Markers

Marker	Frequency (GHz)	Meter Reading (dBuV)	Det	AF PRE0213833 (dB/m)	Amp/Cbl/Fltr/Pad (dB)	DC Corr (dB)	Corrected Reading (dBuV/m)	Average Limit (dBuV/m)	Margin (dB)	Peak Limit (dBuV/m)	PK Margin (dB)	Azimuth (Degs)	Height (cm)	Polarity
4	2.38964	51.01	RMS	32.3	-35.2	0	48.11	54	-5.89	-	-	274	119	H
2	2.3898	69.81	Pk	32.3	-35.2	0	66.91	-	-	74	-7.09	274	119	H
1	2.39	66.99	Pk	32.3	-35.2	0	64.09	-	-	74	-9.91	274	119	H
3	2.39	49.96	RMS	32.3	-35.2	0	47.06	54	-6.94	-	-	274	119	H

Pk - Peak detector
RMS - RMS detection

UL VERIFICATION SERVICES INC.
47173 Benicia Street, Fremont, CA 94538; USA TEL:(510) 319-4000 FAX:(510) 661-0888

This report shall not be reproduced except in full, without the written approval of UL Verification Services Inc.

VERTICAL RESULT

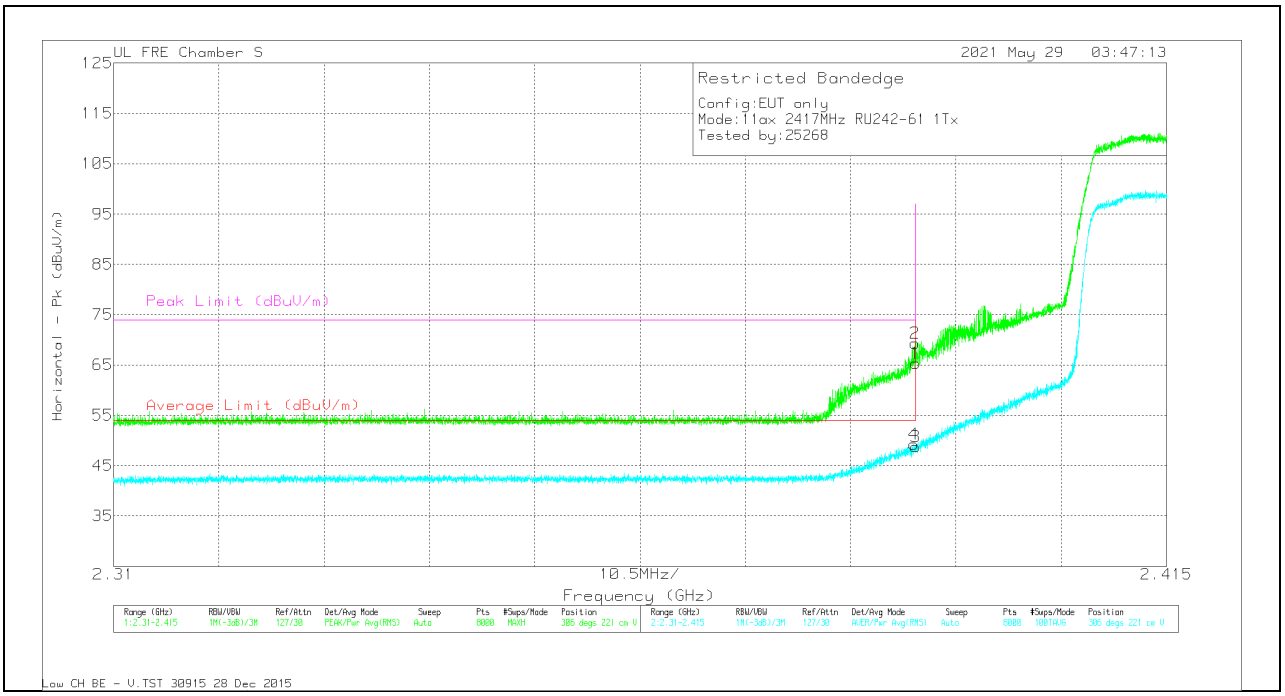

Trace Markers

Marker	Frequency (GHz)	Meter Reading (dBuV)	Det	AF PRE0213833 (dB/m)	Amp/Cbl/Fltr/Pad (dB)	DC Corr (dB)	Corrected Reading (dBuV/m)	Average Limit (dBuV/m)	Margin (dB)	Peak Limit (dBuV/m)	PK Margin (dB)	Azimuth (Degs)	Height (cm)	Polarity
4	2.38981	52.17	RMS	32.3	-35.2	0	49.27	54	-4.73	-	-	306	221	V
2	2.38992	72.17	Pk	32.3	-35.2	0	69.27	-	-	74	-4.73	306	221	V
1	2.39	68.29	Pk	32.3	-35.2	0	65.39	-	-	74	-8.61	306	221	V
3	2.39	51.68	RMS	32.3	-35.2	0	48.78	54	-5.22	-	-	306	221	V

Pk - Peak detector
RMS - RMS detection

UL VERIFICATION SERVICES INC.
47173 Benicia Street, Fremont, CA 94538; USA TEL:(510) 319-4000 FAX:(510) 661-0888

This report shall not be reproduced except in full, without the written approval of UL Verification Services Inc.

BANDEDGE (LOW CHANNEL, CH 3)

HORIZONTAL RESULT

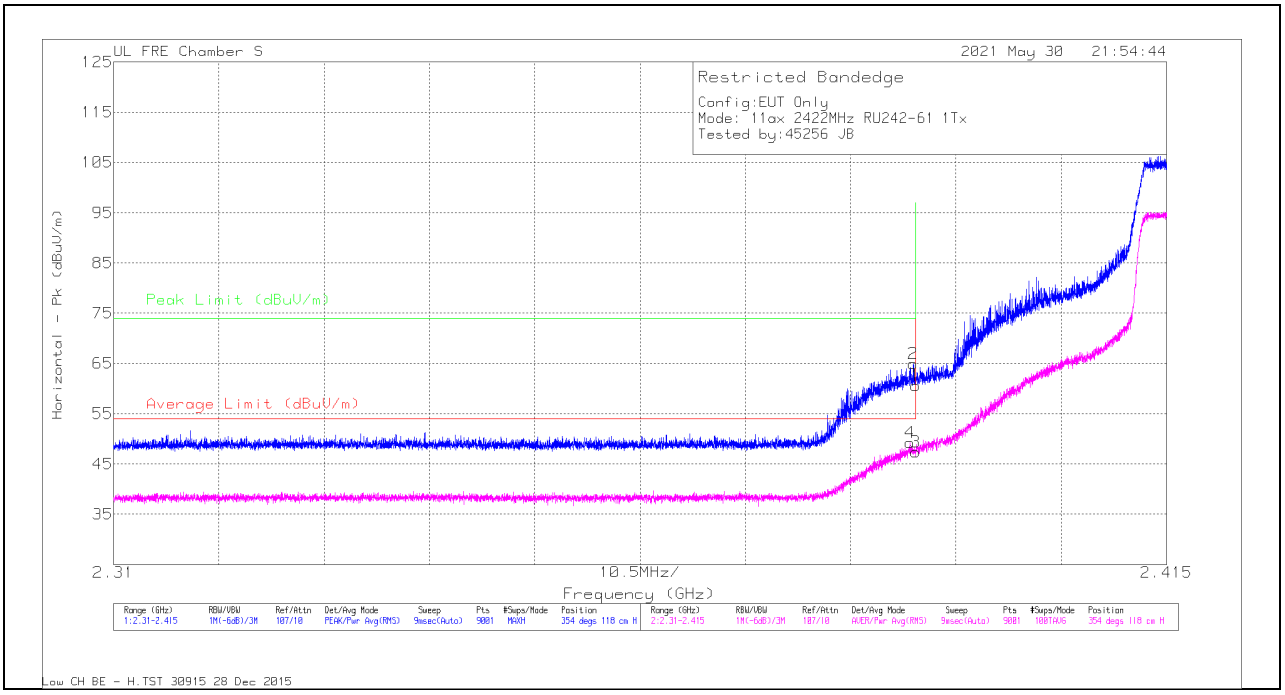

Trace Markers

Marker	Frequency (GHz)	Meter Reading (dBuV)	Det	AF PRE0213833 (dB/m)	Amp/Cbl/Fltr/Pad (dB)	DC Corr (dB)	Corrected Reading (dBuV/m)	Average Limit (dBuV/m)	Margin (dB)	Peak Limit (dBuV/m)	PK Margin (dB)	Azimuth (Degs)	Height (cm)	Polarity
4	2.38939	52.13	RMS	32.3	-35.2	0	49.23	54	-4.77	-	-	354	118	H
2	2.38976	67.9	Pk	32.3	-35.2	0	65	-	-	74	-9	354	118	H
1	2.38999	63.55	Pk	32.3	-35.2	0	60.65	-	-	74	-13.35	354	118	H
3	2.38999	50.25	RMS	32.3	-35.2	0	47.35	54	-6.65	-	-	354	118	H

Pk - Peak detector
RMS - RMS detection

UL VERIFICATION SERVICES INC.
47173 Benicia Street, Fremont, CA 94538; USA TEL:(510) 319-4000 FAX:(510) 661-0888

This report shall not be reproduced except in full, without the written approval of UL Verification Services Inc.

VERTICAL RESULT

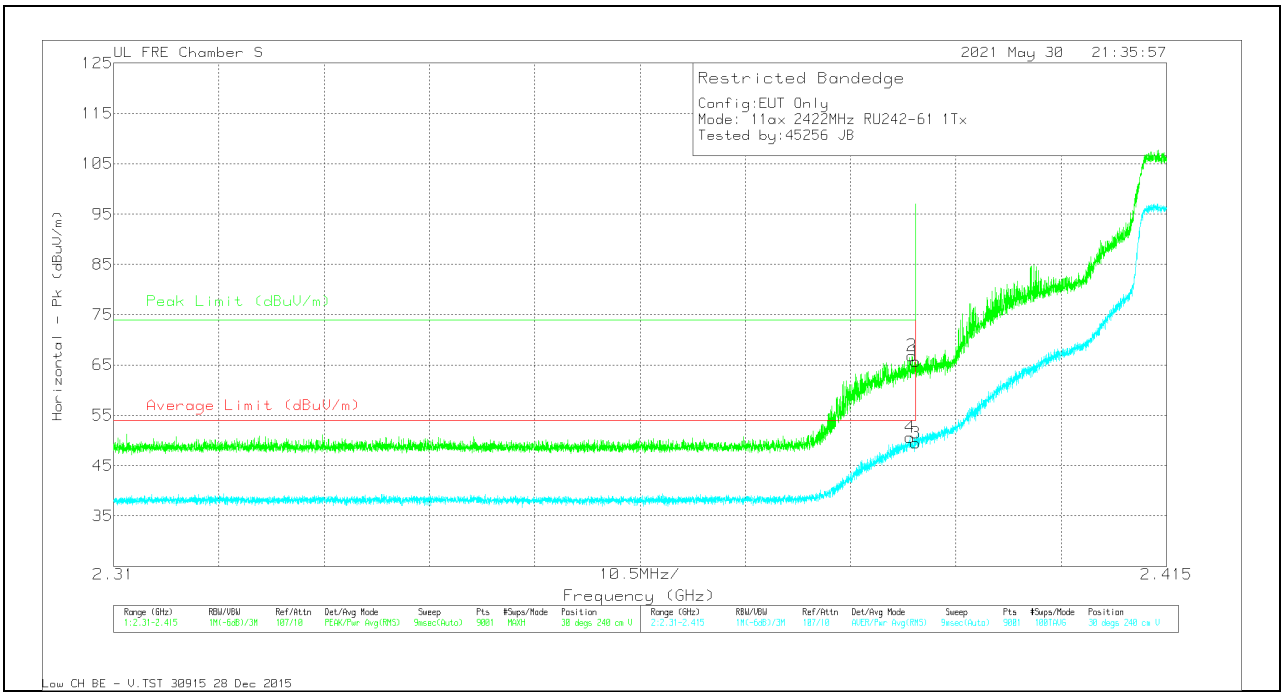

Trace Markers

Marker	Frequency (GHz)	Meter Reading (dBuV)	Det	AF PRE0213833 (dB/m)	Amp/Cbl/Fltr/Pad (dB)	DC Corr (dB)	Corrected Reading (dBuV/m)	Average Limit (dBuV/m)	Margin (dB)	Peak Limit (dBuV/m)	PK Margin (dB)	Azimuth (Degs)	Height (cm)	Polarity
4	2.38943	53.52	RMS	32.3	-35.2	0	50.62	54	-3.38	-	-	30	240	V
2	2.38963	69.79	Pk	32.3	-35.2	0	66.89	-	-	74	-7.11	30	240	V
1	2.38999	68.64	Pk	32.3	-35.2	0	65.74	-	-	74	-8.26	30	240	V
3	2.38999	52.42	RMS	32.3	-35.2	0	49.52	54	-4.48	-	-	30	240	V

Pk - Peak detector
RMS - RMS detection

UL VERIFICATION SERVICES INC.
47173 Benicia Street, Fremont, CA 94538; USA TEL:(510) 319-4000 FAX:(510) 661-0888

This report shall not be reproduced except in full, without the written approval of UL Verification Services Inc.

BANDEDGE (HIGH CHANNEL, CH 9)

HORIZONTAL RESULT

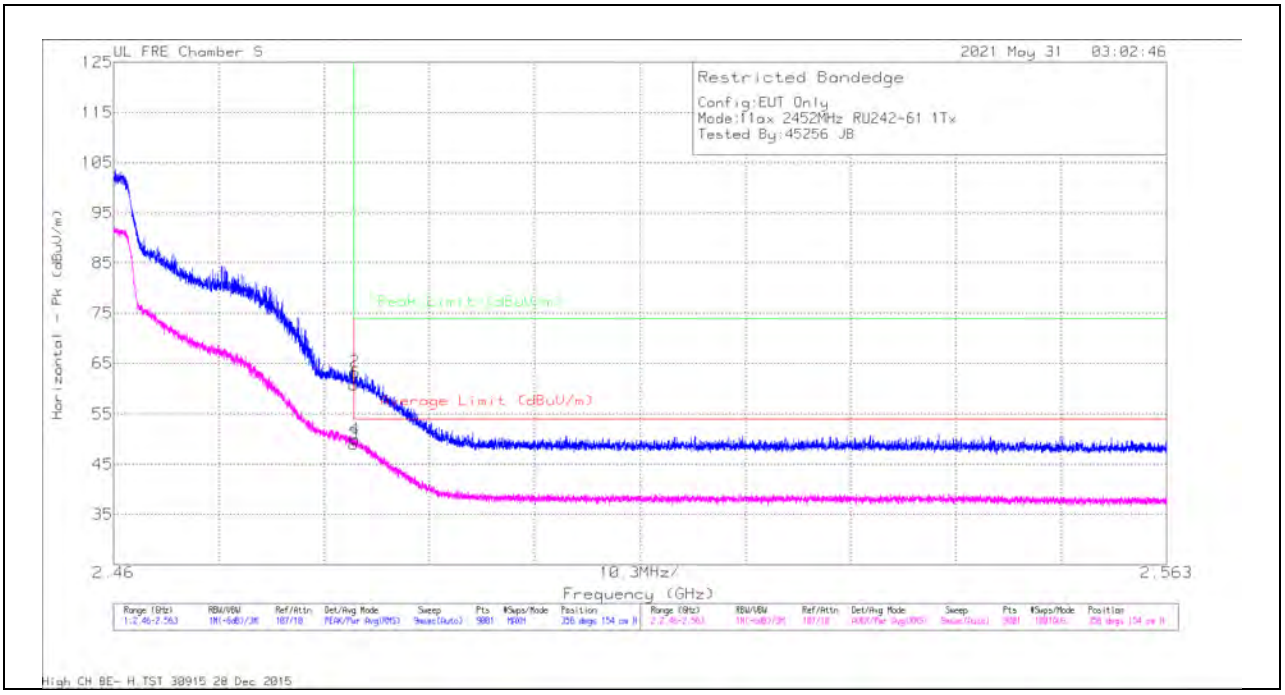

Trace Markers

Marker	Frequency (GHz)	Meter Reading (dBuV)	Det	AF PRE0213833 (dB/m)	Amp/Cbl/Fltr/Pad (dB)	DC Corr (dB)	Corrected Reading (dBuV/m)	Average Limit (dBuV/m)	Margin (dB)	Peak Limit (dBuV/m)	PK Margin (dB)	Azimuth (Degs)	Height (cm)	Polarity
1	2.48351	63.66	Pk	32.2	-35	0	60.86	-	-	74	-13.14	356	154	H
3	2.48351	51.84	RMS	32.2	-35	0	49.04	54	-4.96	-	-	356	154	H
2	2.48361	66.08	Pk	32.2	-35	0	63.28	-	-	74	-10.72	356	154	H
4	2.48361	52.84	RMS	32.2	-35	0	50.04	54	-3.96	-	-	356	154	H

Pk - Peak detector
RMS - RMS detection

UL VERIFICATION SERVICES INC.
47173 Benicia Street, Fremont, CA 94538; USA TEL:(510) 319-4000 FAX:(510) 661-0888

This report shall not be reproduced except in full, without the written approval of UL Verification Services Inc.

VERTICAL RESULT

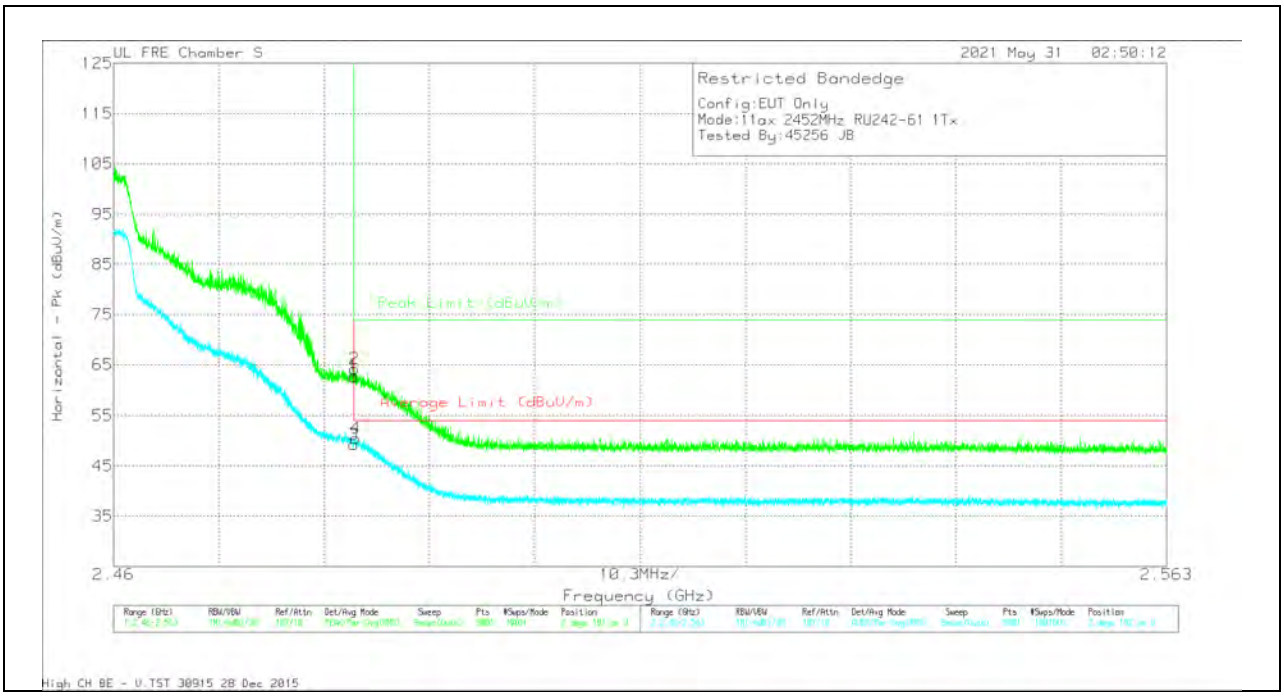

Trace Markers

Marker	Frequency (GHz)	Meter Reading (dBuV)	Det	AF PRE0213833 (dB/m)	Amp/Cbl/Fltr/Pad (dB)	DC Corr (dB)	Corrected Reading (dBuV/m)	Average Limit (dBuV/m)	Margin (dB)	Peak Limit (dBuV/m)	PK Margin (dB)	Azimuth (Degs)	Height (cm)	Polarity
1	2.48351	65.47	Pk	32.2	-35	0	62.67	-	-	74	-11.33	2	192	V
3	2.48351	52.07	RMS	32.2	-35	0	49.27	54	-4.73	-	-	2	192	V
2	2.48355	66.98	Pk	32.2	-35	0	64.18	-	-	74	-9.82	2	192	V
4	2.48365	53.27	RMS	32.2	-35	0	50.47	54	-3.53	-	-	2	192	V

Pk - Peak detector
RMS - RMS detection

UL VERIFICATION SERVICES INC.
47173 Benicia Street, Fremont, CA 94538; USA TEL:(510) 319-4000 FAX:(510) 661-0888

This report shall not be reproduced except in full, without the written approval of UL Verification Services Inc.

BANDEDGE (HIGH CHANNEL, CH 10)

HORIZONTAL RESULT

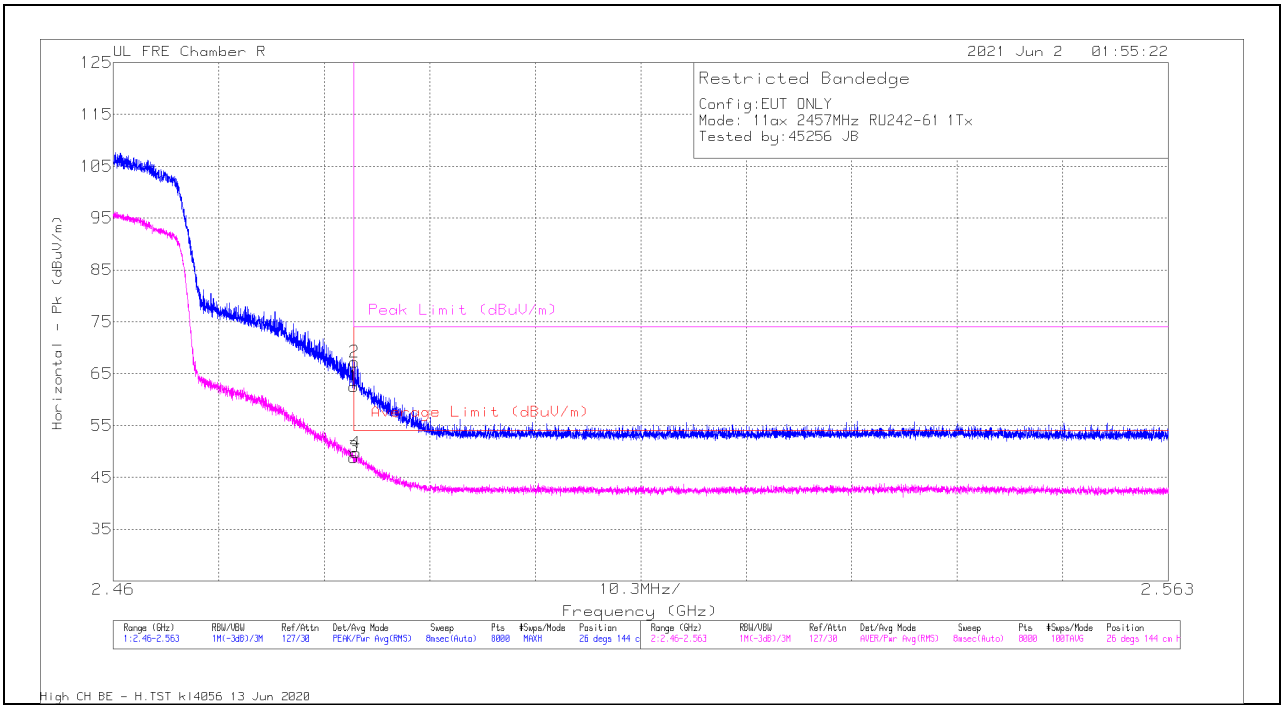

Trace Markers

Marker	Frequency (GHz)	Meter Reading (dBuV)	Det	AF PRE0213973 (dB/m)	Amp/Cbl/Fltr/Pad (dB)	DC Corr (dB)	Corrected Reading (dBuV/m)	Average Limit (dBuV/m)	Margin (dB)	Peak Limit (dBuV/m)	PK Margin (dB)	Azimuth (Degs)	Height (cm)	Polarity
1	2.4835	65.35	Pk	32.5	-35.3	0	62.55	-	-	74	-11.45	26	144	H
3	2.4835	51.66	RMS	32.5	-35.3	0	48.86	54	-5.14	-	-	26	144	H
2	2.48354	70.03	Pk	32.5	-35.3	0	67.23	-	-	74	-6.77	26	144	H
4	2.48369	52.55	RMS	32.5	-35.3	0	49.75	54	-4.25	-	-	26	144	H

Pk - Peak detector
RMS - RMS detection

UL VERIFICATION SERVICES INC.
47173 Benicia Street, Fremont, CA 94538; USA TEL:(510) 319-4000 FAX:(510) 661-0888

This report shall not be reproduced except in full, without the written approval of UL Verification Services Inc.

VERTICAL RESULT

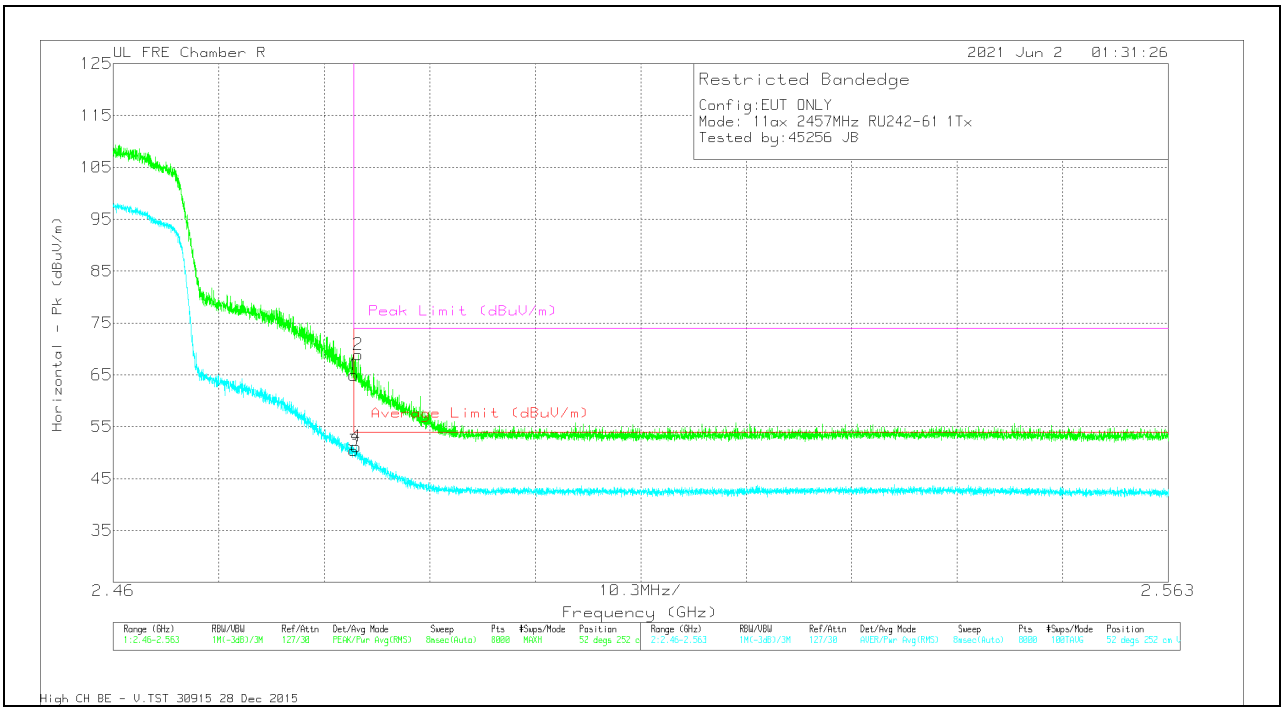

Trace Markers

Marker	Frequency (GHz)	Meter Reading (dBuV)	Det	AF PRE0213973 (dB/m)	Amp/Cbl/Fltr/Pad (dB)	DC Corr (dB)	Corrected Reading (dBuV/m)	Average Limit (dBuV/m)	Margin (dB)	Peak Limit (dBuV/m)	PK Margin (dB)	Azimuth (Degs)	Height (cm)	Polarity
1	2.4835	67.74	Pk	32.5	-35.3	0	64.94	-	-	74	-9.06	52	252	V
3	2.4835	53.18	RMS	32.5	-35.3	0	50.38	54	-3.62	-	-	52	252	V
4	2.48373	54	RMS	32.5	-35.3	0	51.2	54	-2.8	-	-	52	252	V
2	2.4839	71.7	Pk	32.5	-35.3	0	68.9	-	-	74	-5.1	52	252	V

Pk - Peak detector
RMS - RMS detection

UL VERIFICATION SERVICES INC.
47173 Benicia Street, Fremont, CA 94538; USA TEL:(510) 319-4000 FAX:(510) 661-0888

This report shall not be reproduced except in full, without the written approval of UL Verification Services Inc.

BANDEDGE (HIGH CHANNEL, CH 11)

HORIZONTAL RESULT

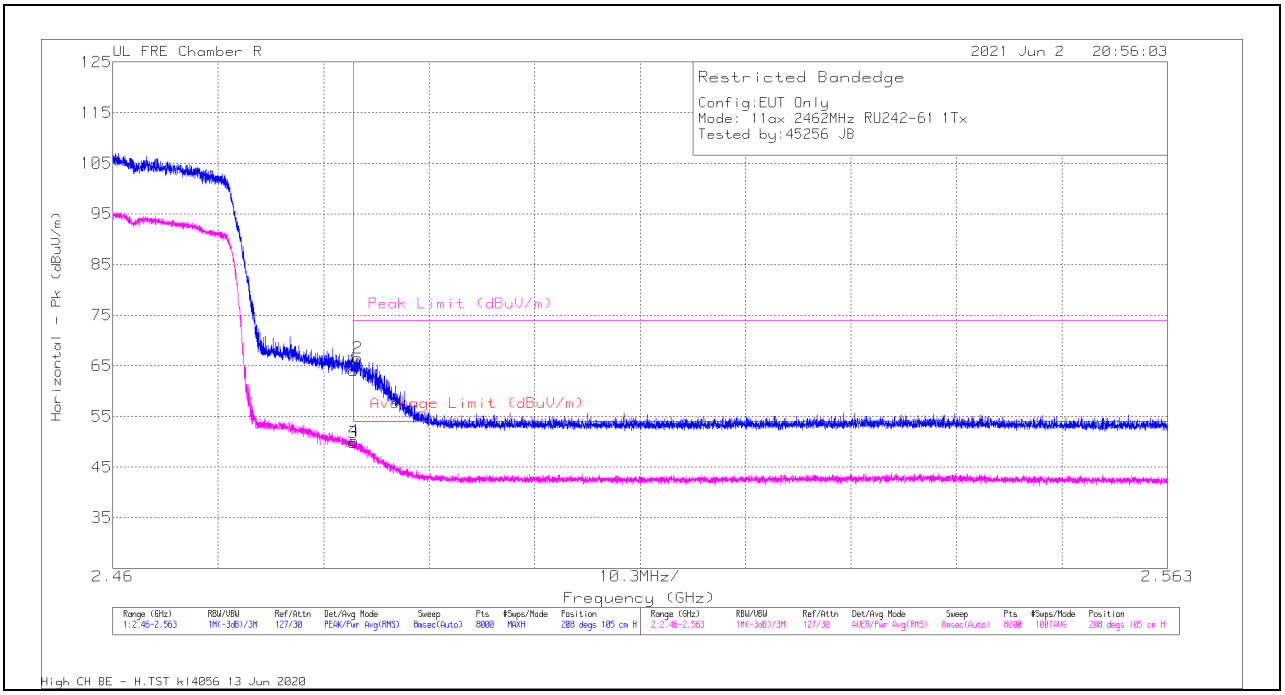

Trace Markers

Marker	Frequency (GHz)	Meter Reading (dBuV)	Det	AF PRE0213973 (dB/m)	Amp/Cbl/Fltr/Pad (dB)	DC Corr (dB)	Corrected Reading (dBuV/m)	Average Limit (dBuV/m)	Margin (dB)	Peak Limit (dBuV/m)	PK Margin (dB)	Azimuth (Degs)	Height (cm)	Polarity
1	2.4835	66.85	Pk	32.5	-35.3	0	64.05	-	-	74	-9.95	208	105	H
3	2.4835	52.62	RMS	32.5	-35.3	0	49.82	54	-4.18	-	-	208	105	H
4	2.48356	52.96	RMS	32.5	-35.3	0	50.16	54	-3.84	-	-	208	105	H
2	2.48394	69.35	Pk	32.5	-35.3	0	66.55	-	-	74	-7.45	208	105	H

Pk - Peak detector
RMS - RMS detection

UL VERIFICATION SERVICES INC.
47173 Benicia Street, Fremont, CA 94538; USA TEL:(510) 319-4000 FAX:(510) 661-0888

This report shall not be reproduced except in full, without the written approval of UL Verification Services Inc.

VERTICAL RESULT

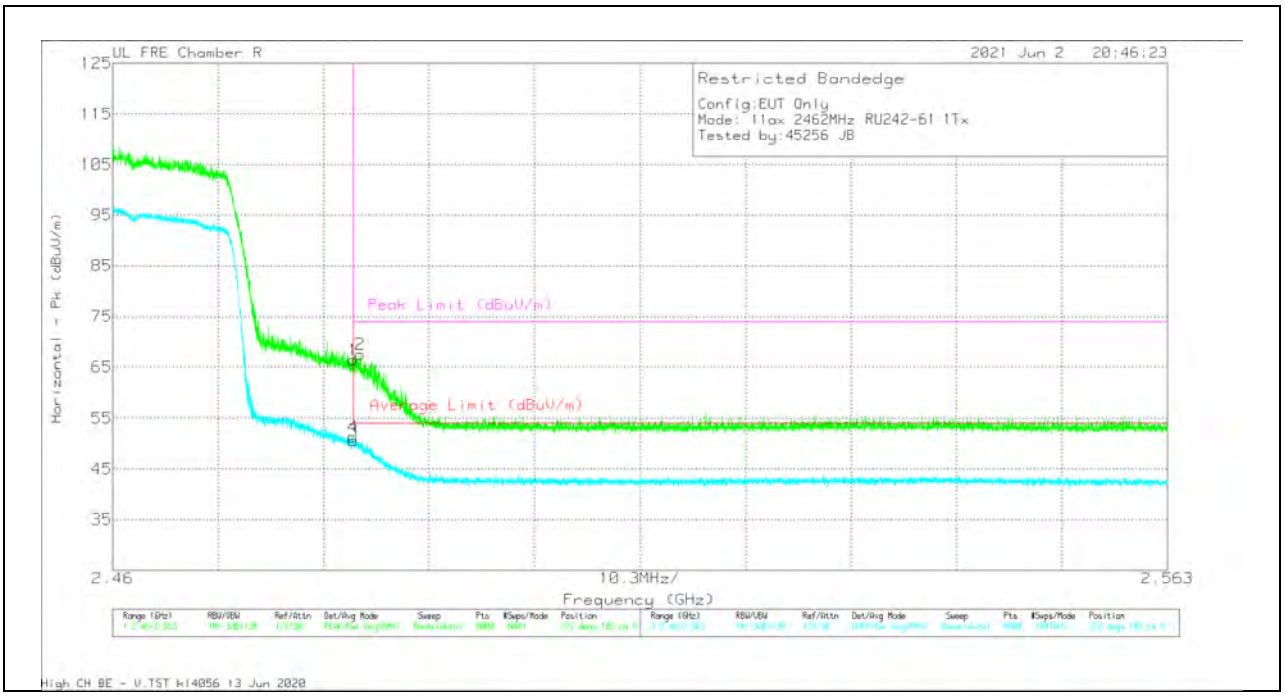

Trace Markers

Marker	Frequency (GHz)	Meter Reading (dBuV)	Det	AF PRE0213973 (dB/m)	Amp/Cbl/Fltr/Pad (dB)	DC Corr (dB)	Corrected Reading (dBuV/m)	Average Limit (dBuV/m)	Margin (dB)	Peak Limit (dBuV/m)	PK Margin (dB)	Azimuth (Degs)	Height (cm)	Polarity
1	2.4835	69.25	Pk	32.5	-35.3	0	66.45	-	-	74	-7.55	222	182	V
3	2.4835	53.33	RMS	32.5	-35.3	0	50.53	54	-3.47	-	-	222	182	V
4	2.48351	54.15	RMS	32.5	-35.3	0	51.35	54	-2.65	-	-	222	182	V
2	2.4842	70.29	Pk	32.5	-35.3	0	67.49	-	-	74	-6.51	222	182	V

Pk - Peak detector
RMS - RMS detection

UL VERIFICATION SERVICES INC.
47173 Benicia Street, Fremont, CA 94538; USA TEL:(510) 319-4000 FAX:(510) 661-0888

This report shall not be reproduced except in full, without the written approval of UL Verification Services Inc.

BANDEDGE (HIGH CHANNEL, CH 12)

HORIZONTAL RESULT

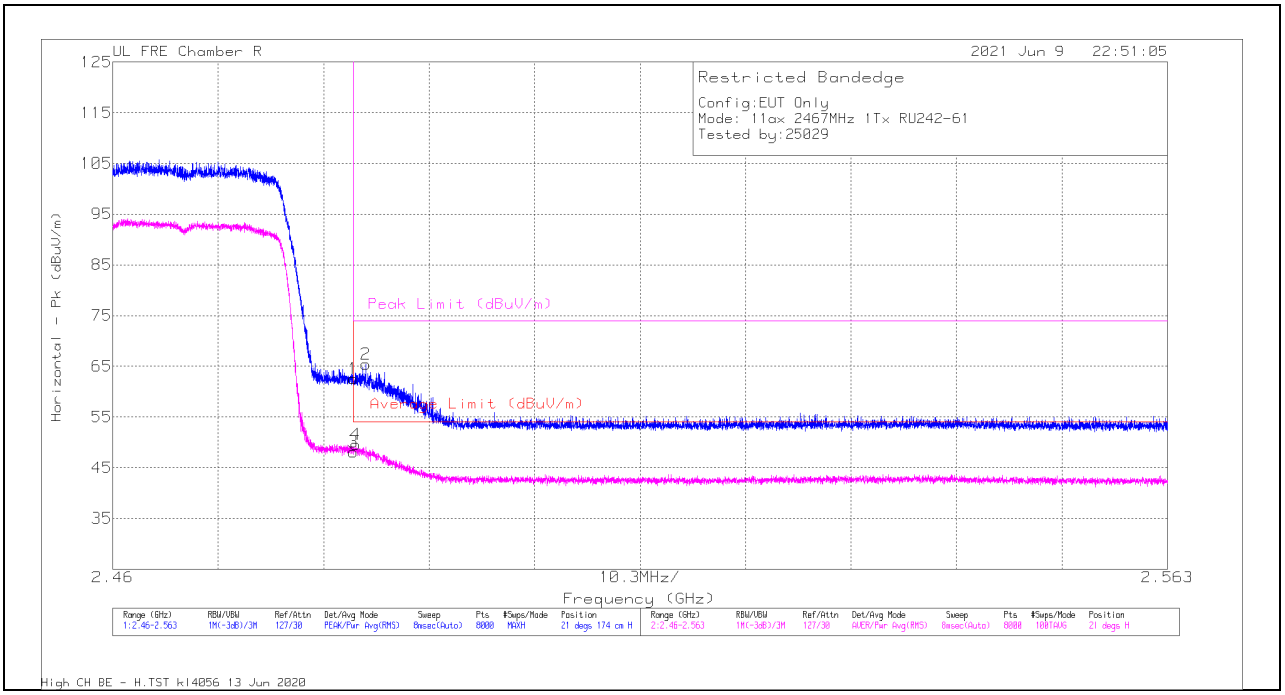

Trace Markers

Marker	Frequency (GHz)	Meter Reading (dBuV)	Det	AF PRE0213973 (dB/m)	Amp/Cbl/Fltr/Pad (dB)	DC Corr (dB)	Corrected Reading (dBuV/m)	Average Limit (dBuV/m)	Margin (dB)	Peak Limit (dBuV/m)	PK Margin (dB)	Azimuth (Degs)	Height (cm)	Polarity
1	* 2.4835	65.33	Pk	32.5	-35.3	0	62.53	-	-	74	-11.47	21	174	H
2	* 2.4847	68.16	Pk	32.5	-35.3	0	65.36	-	-	74	-8.64	21	174	H
3	* 2.4835	50.93	RMS	32.5	-35.3	0	48.13	54	-5.87	-	-	21	174	H
4	* 2.48372	52.37	RMS	32.5	-35.3	0	49.57	54	-4.43	-	-	21	174	H

* - indicates frequency in CFR47 Pt 15 / IC RSS-Restricted Band
Pk - Peak detector
RMS - RMS detection

UL VERIFICATION SERVICES INC.
47173 Benicia Street, Fremont, CA 94538; USA TEL:(510) 319-4000 FAX:(510) 661-0888

This report shall not be reproduced except in full, without the written approval of UL Verification Services Inc.

VERTICAL RESULT

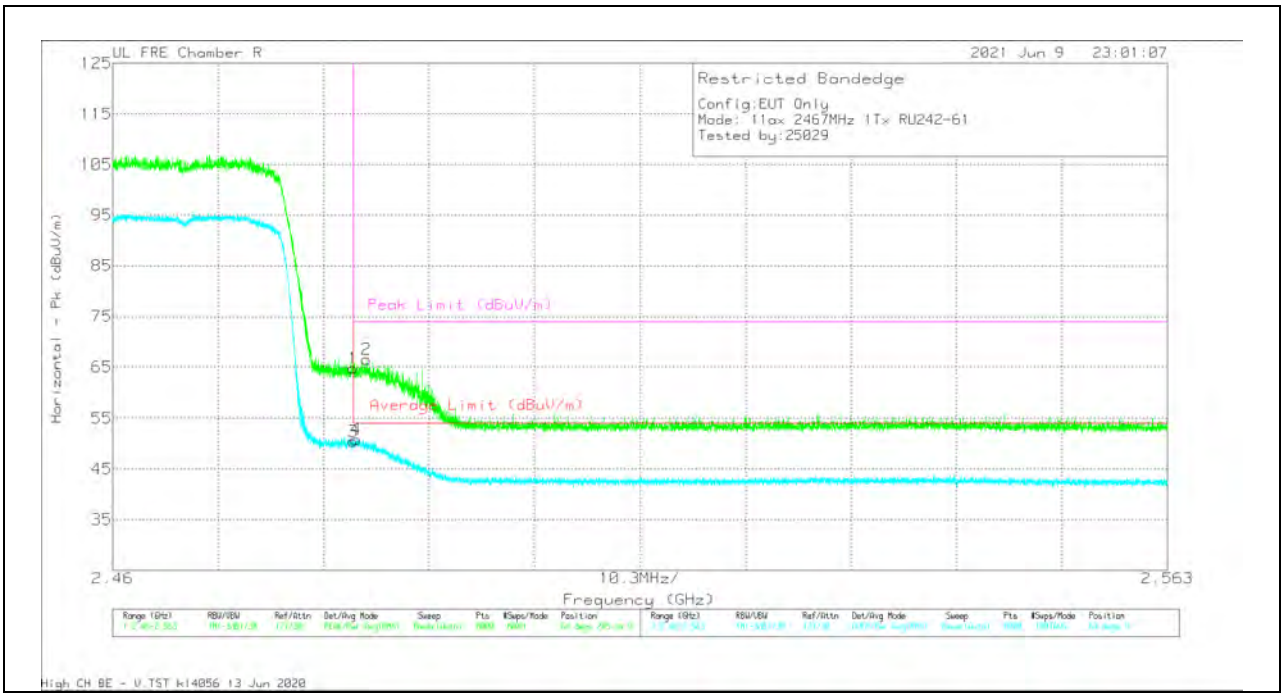

Trace Markers

Marker	Frequency (GHz)	Meter Reading (dBuV)	Det	AF PRE0213973 (dB/m)	Amp/Cbl/Fltr/Pad (dB)	DC Corr (dB)	Corrected Reading (dBuV/m)	Average Limit (dBuV/m)	Margin (dB)	Peak Limit (dBuV/m)	PK Margin (dB)	Azimuth (Degs)	Height (cm)	Polarity
1	* 2.4835	67.64	Pk	32.5	-35.3	0	64.84	-	-	74	-9.16	64	245	V
2	* 2.48479	69.35	Pk	32.5	-35.3	0	66.55	-	-	74	-7.45	64	245	V
3	* 2.4835	53.3	RMS	32.5	-35.3	0	50.5	54	-3.5	-	-	64	245	V
4	* 2.48377	53.68	RMS	32.5	-35.3	0	50.88	54	-3.12	-	-	64	245	V

* - indicates frequency in CFR47 Pt 15 / IC RSS-Restricted Band
Pk - Peak detector
RMS - RMS detection

UL VERIFICATION SERVICES INC.
47173 Benicia Street, Fremont, CA 94538; USA TEL:(510) 319-4000 FAX:(510) 661-0888

This report shall not be reproduced except in full, without the written approval of UL Verification Services Inc.

BANDEDGE (HIGH CHANNEL, CH 13)

HORIZONTAL RESULT

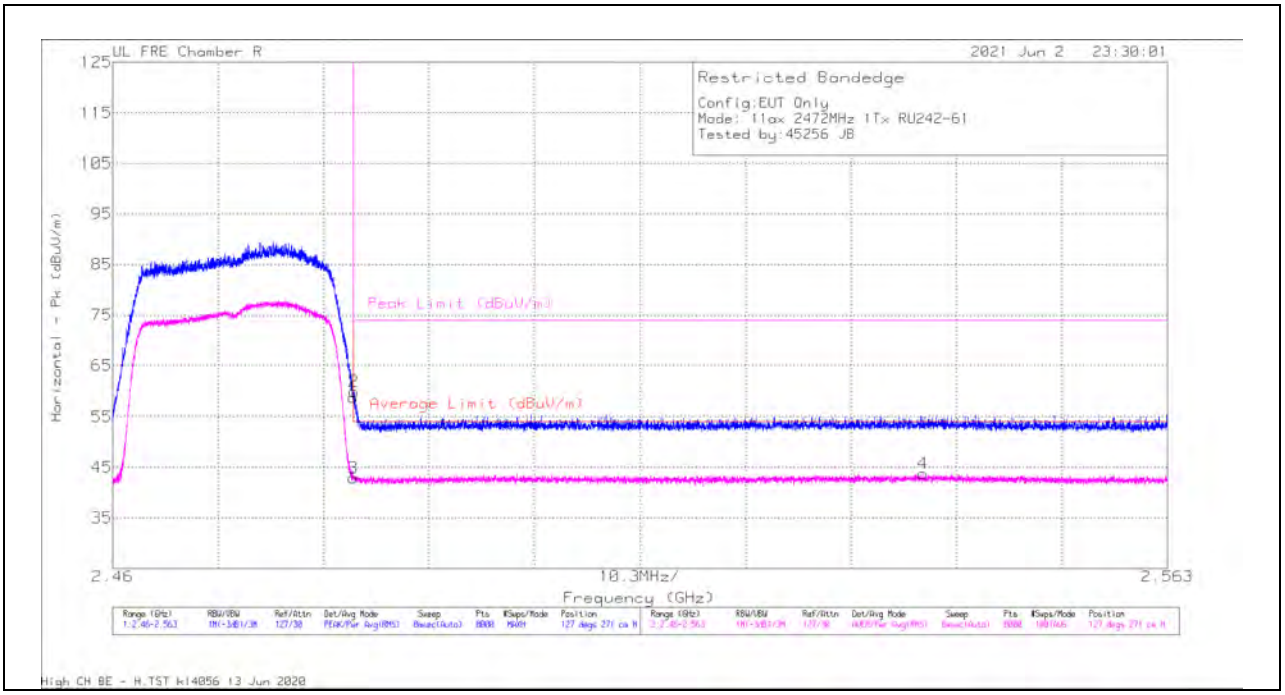

Trace Markers

Marker	Frequency (GHz)	Meter Reading (dBuV)	Det	AF PRE0213973 (dB/m)	Amp/Cbl/Fltr/Pad (dB)	DC Corr (dB)	Corrected Reading (dBuV/m)	Average Limit (dBuV/m)	Margin (dB)	Peak Limit (dBuV/m)	PK Margin (dB)	Azimuth (Degs)	Height (cm)	Polarity
1	2.4835	61.65	Pk	32.5	-35.3	0	58.85	-	-	74	-15.15	127	271	H
3	2.4835	45.75	RMS	32.5	-35.3	0	42.95	54	-11.05	-	-	127	271	H
2	2.48355	62.75	Pk	32.5	-35.3	0	59.95	-	-	74	-14.05	127	271	H
4	2.53914	46.2	RMS	32.6	-35	0	43.8	54	-10.2	-	-	127	271	H

Pk - Peak detector
RMS - RMS detection

UL VERIFICATION SERVICES INC.
47173 Benicia Street, Fremont, CA 94538; USA TEL:(510) 319-4000 FAX:(510) 661-0888

This report shall not be reproduced except in full, without the written approval of UL Verification Services Inc.

VERTICAL RESULT

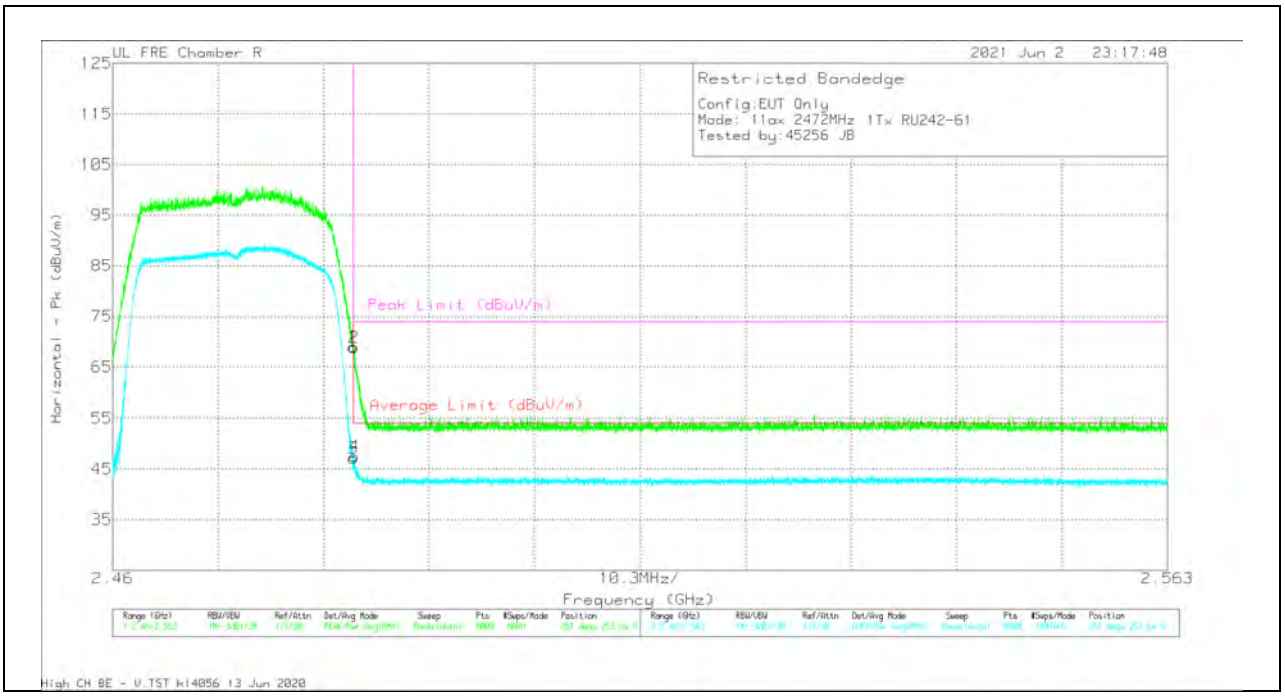

Trace Markers

Marker	Frequency (GHz)	Meter Reading (dBuV)	Det	AF PRE0213973 (dB/m)	Amp/Cbl/Fltr/Pad (dB)	DC Corr (dB)	Corrected Reading (dBuV/m)	Average Limit (dBuV/m)	Margin (dB)	Peak Limit (dBuV/m)	PK Margin (dB)	Azimuth (Degs)	Height (cm)	Polarity
1	2.4835	71.79	Pk	32.5	-35.3	0	68.99	-	-	74	-5.01	251	253	V
2	2.48355	71.65	Pk	32.5	-35.3	0	68.85	-	-	74	-5.15	251	253	V
3	2.4835	49.93	RMS	32.5	-35.3	0	47.13	54	-6.87	-	-	251	253	V
4	2.48359	50.27	RMS	32.5	-35.3	0	47.47	54	-6.53	-	-	251	253	V

Pk - Peak detector
RMS - RMS detection

UL VERIFICATION SERVICES INC.
47173 Benicia Street, Fremont, CA 94538; USA TEL:(510) 319-4000 FAX:(510) 661-0888

This report shall not be reproduced except in full, without the written approval of UL Verification Services Inc.

1TX ANTENNA 3 MODE: 26-Tone, RU Index 0

BANDEDGE (LOW CHANNEL, CH 1)

HORIZONTAL RESULT

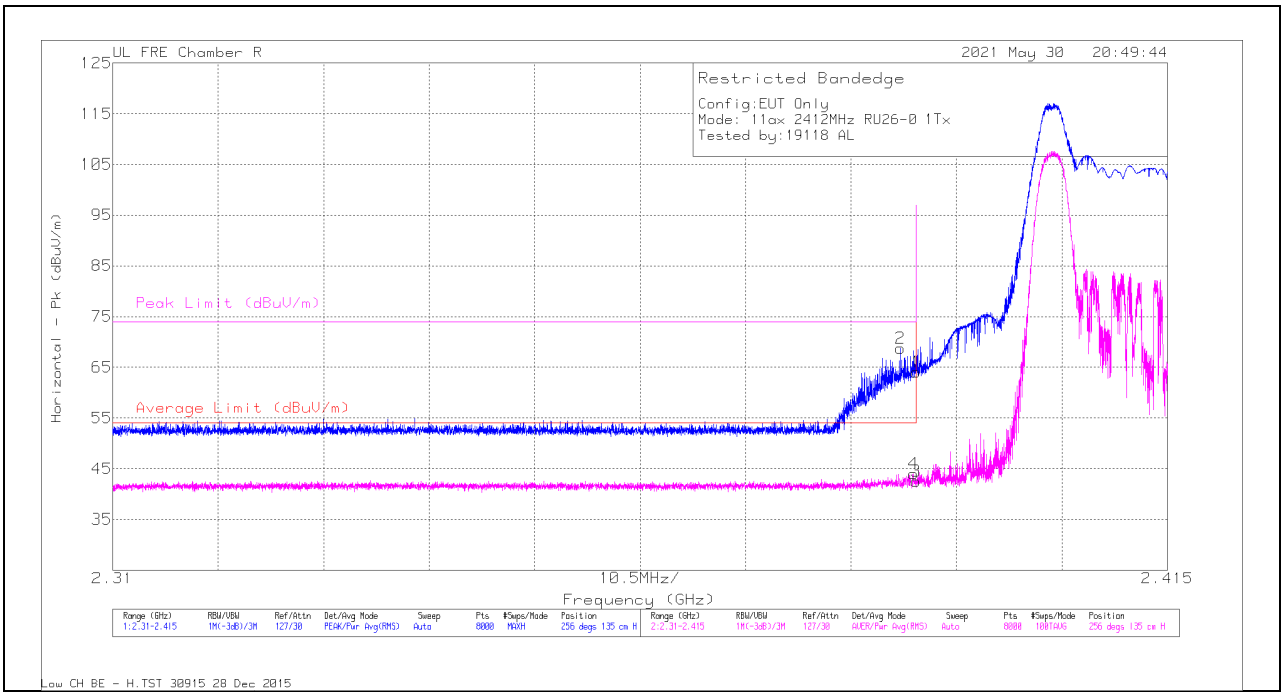

Trace Markers

Marker	Frequency (GHz)	Meter Reading (dBuV)	Det	AF PRE0213973 (dB/m)	Amp/Cbl/Fltr/Pad (dB)	DC Corr (dB)	Corrected Reading (dBuV/m)	Average Limit (dBuV/m)	Margin (dB)	Peak Limit (dBuV/m)	PK Margin (dB)	Azimuth (Degs)	Height (cm)	Polarity
2	2.38843	72.2	Pk	32.1	-35.5	0	68.8	-	-	74	-5.2	256	135	H
4	2.38975	47.4	RMS	32.1	-35.5	0	44	54	-10	-	-	256	135	H
1	2.39	67.51	Pk	32.1	-35.5	0	64.11	-	-	74	-9.89	256	135	H
3	2.39	45.89	RMS	32.1	-35.5	0	42.49	54	-11.51	-	-	256	135	H

Pk - Peak detector
RMS - RMS detection

UL VERIFICATION SERVICES INC.
47173 Benicia Street, Fremont, CA 94538; USA TEL:(510) 319-4000 FAX:(510) 661-0888

This report shall not be reproduced except in full, without the written approval of UL Verification Services Inc.

VERTICAL RESULT

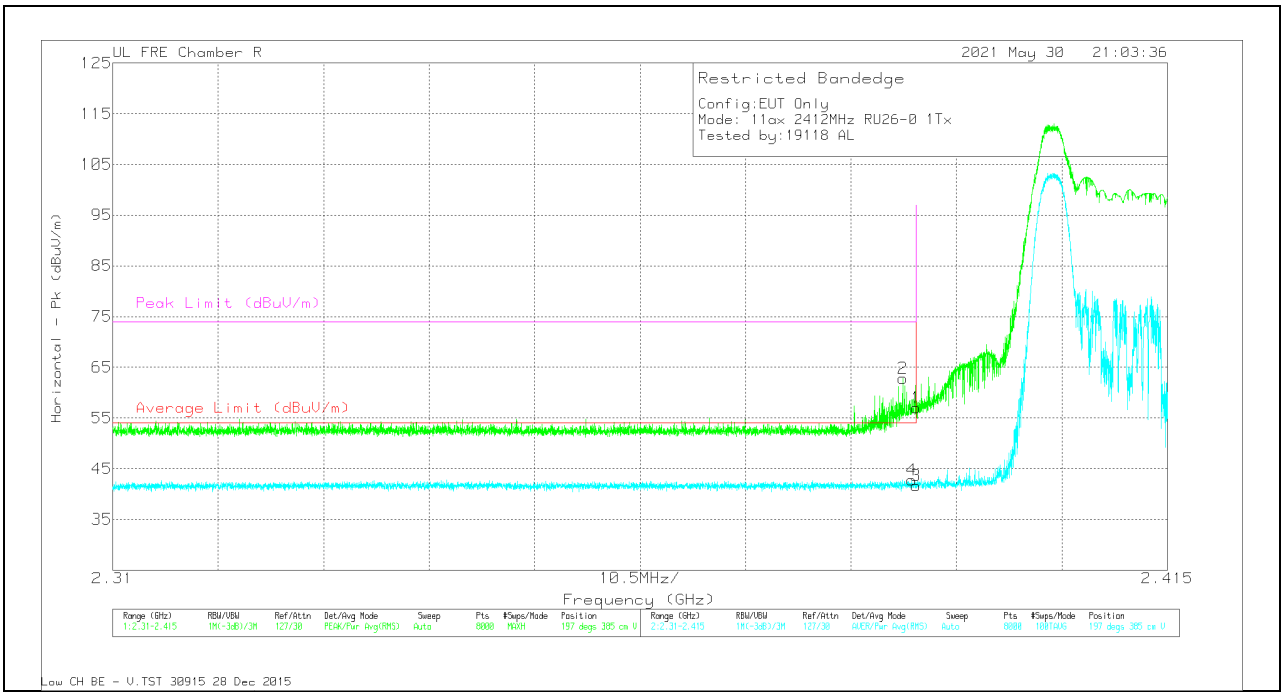

Trace Markers

Marker	Frequency (GHz)	Meter Reading (dBuV)	Det	AF PRE0213973 (dB/m)	Amp/Cbl/Fltr/Pad (dB)	DC Corr (dB)	Corrected Reading (dBuV/m)	Average Limit (dBuV/m)	Margin (dB)	Peak Limit (dBuV/m)	PK Margin (dB)	Azimuth (Degs)	Height (cm)	Polarity
2	2.38866	66.21	Pk	32.1	-35.5	0	62.81	-	-	74	-11.19	197	385	V
4	2.38952	46.23	RMS	32.1	-35.5	0	42.83	54	-11.17	-	-	197	385	V
1	2.39	60.38	Pk	32.1	-35.5	0	56.98	-	-	74	-17.02	197	385	V
3	2.39	45.1	RMS	32.1	-35.5	0	41.7	54	-12.3	-	-	197	385	V

Pk - Peak detector
RMS - RMS detection

UL VERIFICATION SERVICES INC.
47173 Benicia Street, Fremont, CA 94538; USA TEL:(510) 319-4000 FAX:(510) 661-0888

This report shall not be reproduced except in full, without the written approval of UL Verification Services Inc.

BANDEDGE (LOW CHANNEL, CH 2)

HORIZONTAL RESULT

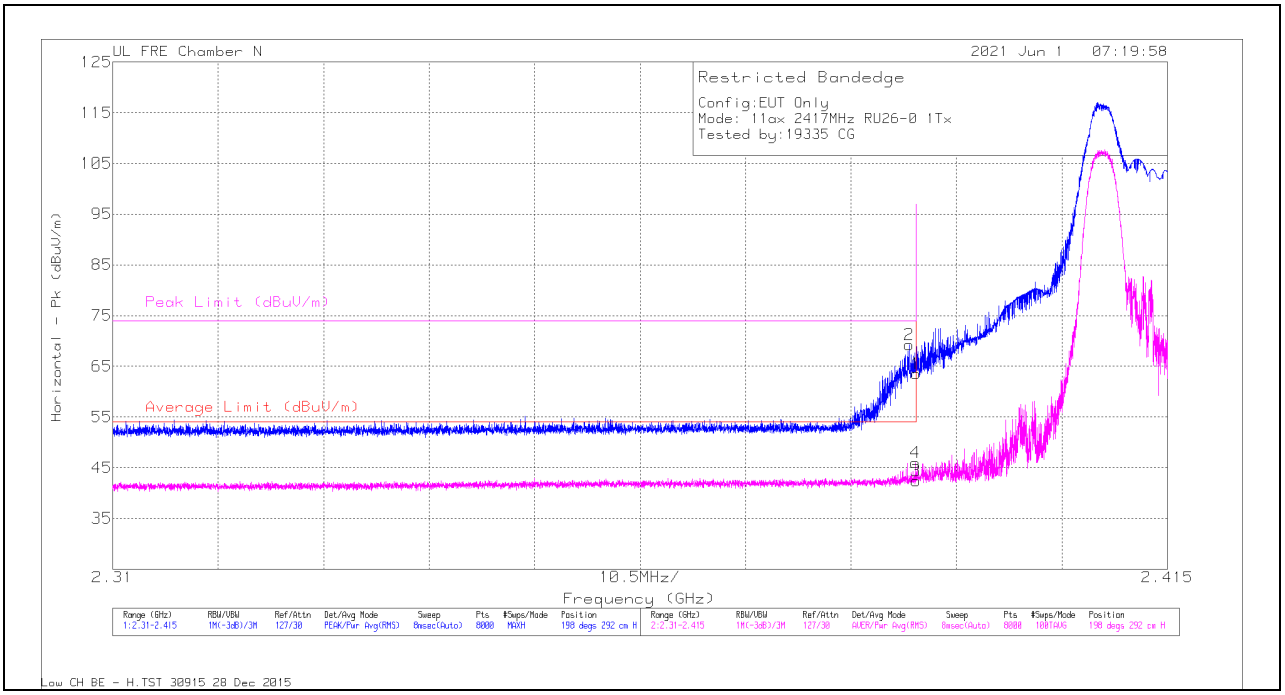

Trace Markers

Marker	Frequency (GHz)	Meter Reading (dBuV)	Det	AF PRE0213971 (dB/m)	Amp/Cbl/Fltr/Pad (dB)	DC Corr (dB)	Corrected Reading (dBuV/m)	Average Limit (dBuV/m)	Margin (dB)	Peak Limit (dBuV/m)	PK Margin (dB)	Azimuth (Degs)	Height (cm)	Polarity
2	2.38929	73.05	Pk	32.4	-36.2	0	69.25	-	-	74	-4.75	198	292	H
4	2.38992	49.78	RMS	32.4	-36.2	0	45.98	54	-8.02	-	-	198	292	H
1	2.39	67.36	Pk	32.4	-36.2	0	63.56	-	-	74	-10.44	198	292	H
3	2.39	46.23	RMS	32.4	-36.2	0	42.43	54	-11.57	-	-	198	292	H

Pk - Peak detector
RMS - RMS detection

UL VERIFICATION SERVICES INC.
47173 Benicia Street, Fremont, CA 94538; USA TEL:(510) 319-4000 FAX:(510) 661-0888

This report shall not be reproduced except in full, without the written approval of UL Verification Services Inc.

VERTICAL RESULT

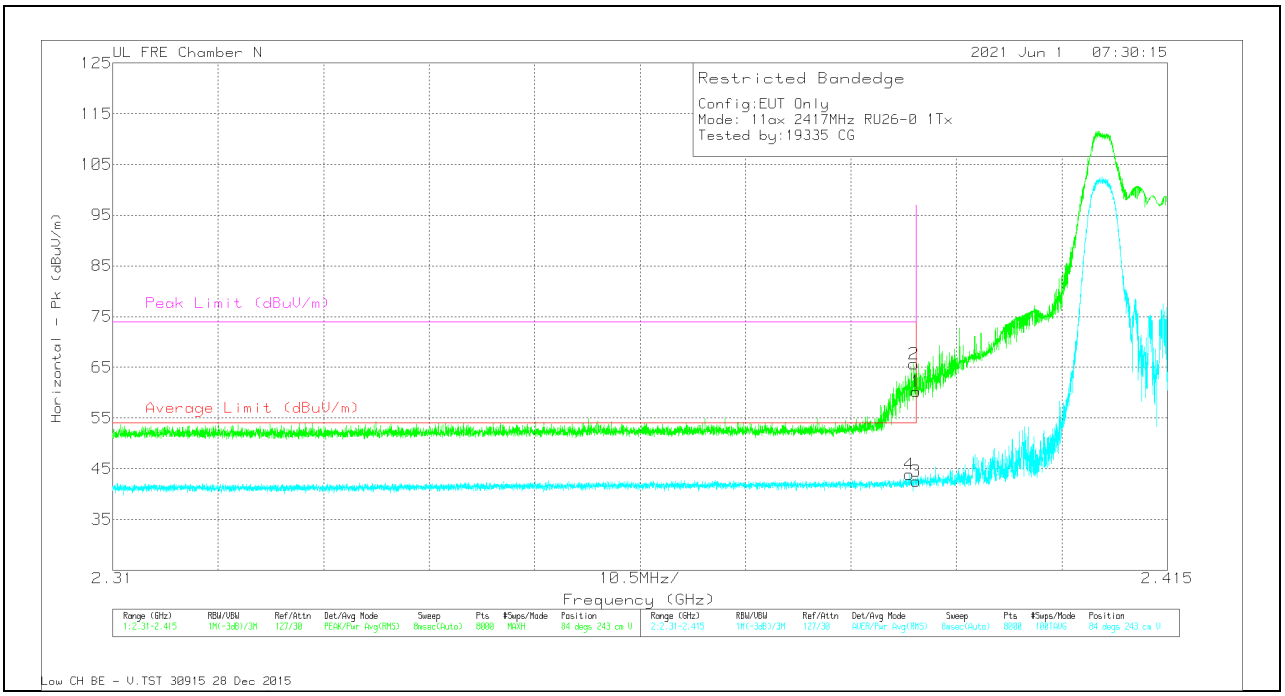

Trace Markers

Marker	Frequency (GHz)	Meter Reading (dBuV)	Det	AF PRE0213971 (dB/m)	Amp/Cbl/Fltr/Pad (dB)	DC Corr (dB)	Corrected Reading (dBuV/m)	Average Limit (dBuV/m)	Margin (dB)	Peak Limit (dBuV/m)	PK Margin (dB)	Azimuth (Degs)	Height (cm)	Polarity
4	2.38929	47.73	RMS	32.4	-36.2	0	43.93	54	-10.07	-	-	84	243	V
2	2.38976	69.41	Pk	32.4	-36.2	0	65.61	-	-	74	-8.39	84	243	V
1	2.39	64.02	Pk	32.4	-36.2	0	60.22	-	-	74	-13.78	84	243	V
3	2.39	46.35	RMS	32.4	-36.2	0	42.55	54	-11.45	-	-	84	243	V

Pk - Peak detector
RMS - RMS detection

UL VERIFICATION SERVICES INC.
47173 Benicia Street, Fremont, CA 94538; USA TEL:(510) 319-4000 FAX:(510) 661-0888

This report shall not be reproduced except in full, without the written approval of UL Verification Services Inc.

BANDEDGE (LOW CHANNEL, CH 3)

HORIZONTAL RESULT

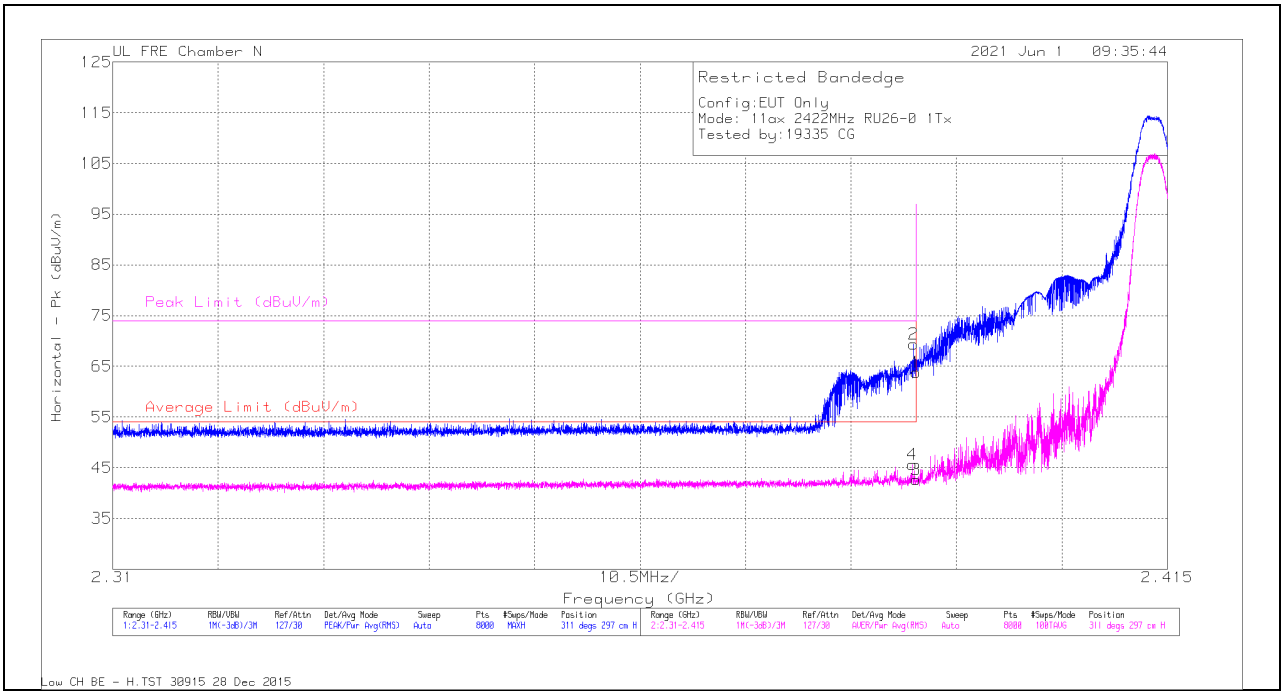

Trace Markers

Marker	Frequency (GHz)	Meter Reading (dBuV)	Det	AF PRE0213971 (dB/m)	Amp/Cbl/Fltr/Pad (dB)	DC Corr (dB)	Corrected Reading (dBuV/m)	Average Limit (dBuV/m)	Margin (dB)	Peak Limit (dBuV/m)	PK Margin (dB)	Azimuth (Degs)	Height (cm)	Polarity
4	2.38958	49.42	RMS	32.4	-36.2	0	45.62	54	-8.38	-	-	311	297	H
2	2.38975	73.2	Pk	32.4	-36.2	0	69.4	-	-	74	-4.6	311	297	H
1	2.39	67.63	Pk	32.4	-36.2	0	63.83	-	-	74	-10.17	311	297	H
3	2.39	46.47	RMS	32.4	-36.2	0	42.67	54	-11.33	-	-	311	297	H

Pk - Peak detector
RMS - RMS detection

UL VERIFICATION SERVICES INC.
47173 Benicia Street, Fremont, CA 94538; USA TEL:(510) 319-4000 FAX:(510) 661-0888

This report shall not be reproduced except in full, without the written approval of UL Verification Services Inc.

VERTICAL RESULT

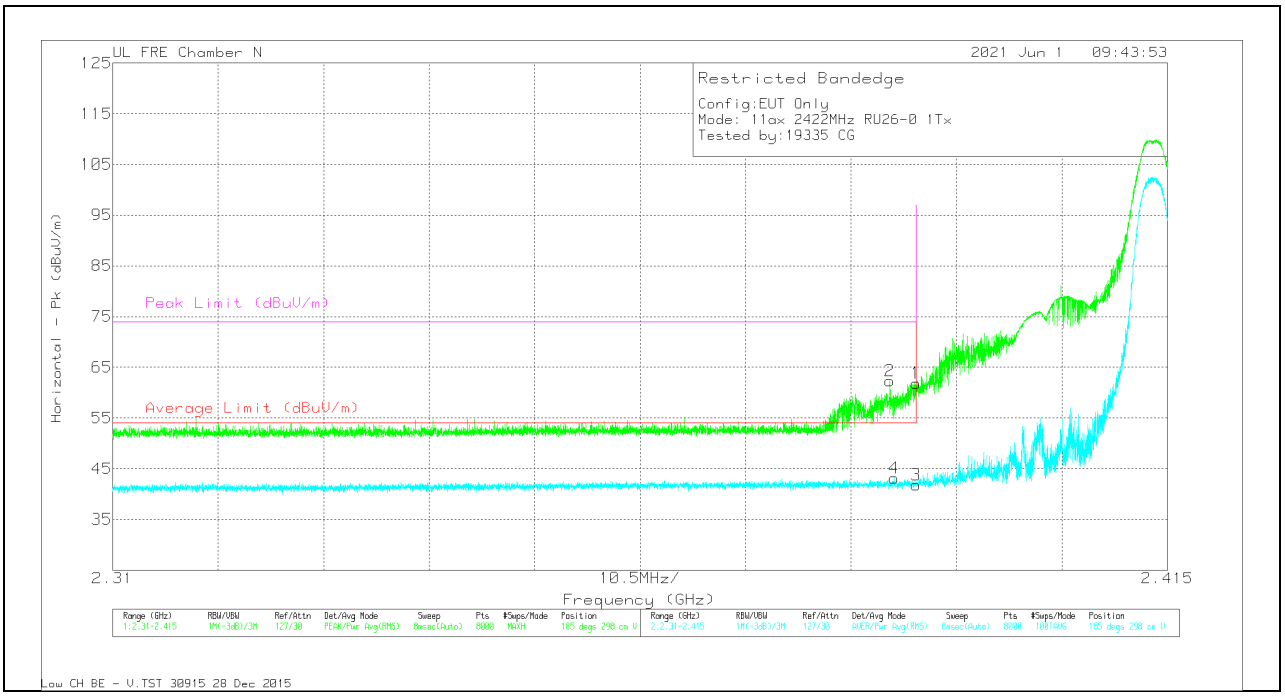

Trace Markers

Marker	Frequency (GHz)	Meter Reading (dBuV)	Det	AF PRE0213971 (dB/m)	Amp/Cbl/Fltr/Pad (dB)	DC Corr (dB)	Corrected Reading (dBuV/m)	Average Limit (dBuV/m)	Margin (dB)	Peak Limit (dBuV/m)	PK Margin (dB)	Azimuth (Degs)	Height (cm)	Polarity
2	2.38738	66.09	Pk	32.4	-36.2	0	62.29	-	-	74	-11.71	185	298	V
4	2.38778	47	RMS	32.4	-36.2	0	43.2	54	-10.8	-	-	185	298	V
1	2.39	65.69	Pk	32.4	-36.2	0	61.89	-	-	74	-12.11	185	298	V
3	2.39	45.57	RMS	32.4	-36.2	0	41.77	54	-12.23	-	-	185	298	V

Pk - Peak detector
RMS - RMS detection

UL VERIFICATION SERVICES INC.
47173 Benicia Street, Fremont, CA 94538; USA TEL:(510) 319-4000 FAX:(510) 661-0888

This report shall not be reproduced except in full, without the written approval of UL Verification Services Inc.

1TX ANTENNA 3 MODE: 26-Tone, RU Index 8

BANDEDGE (HIGH CHANNEL, CH 9)

HORIZONTAL RESULT

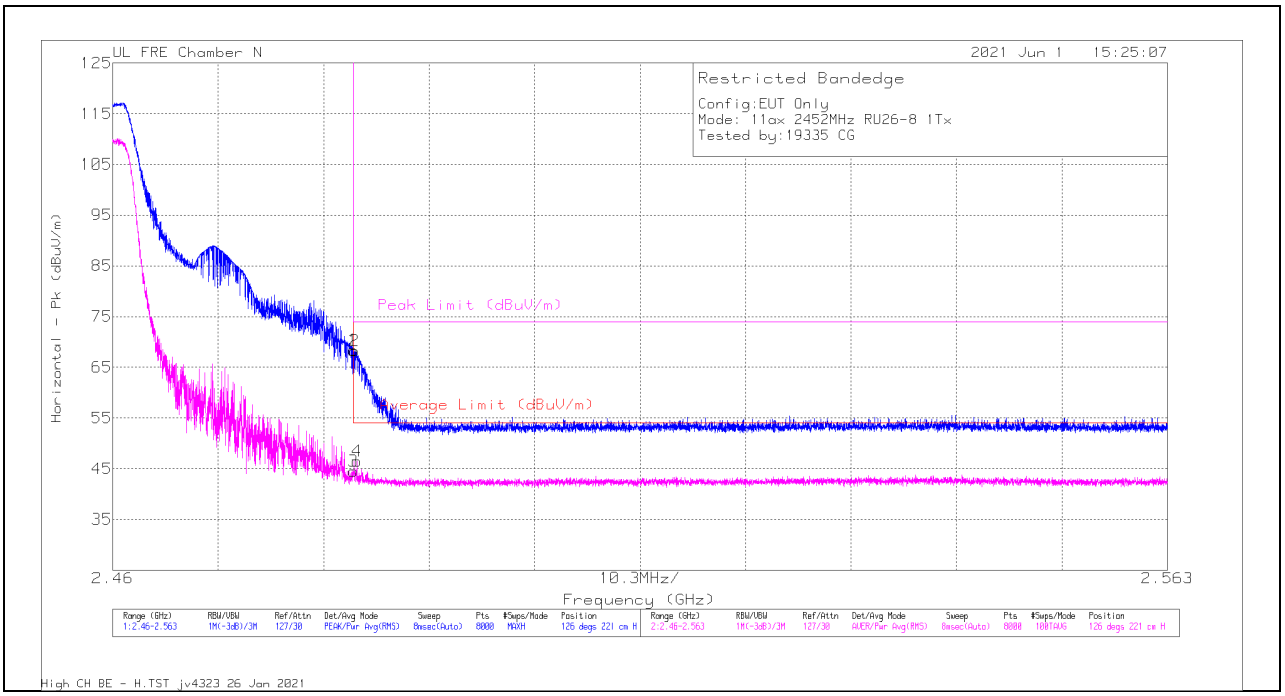

Trace Markers

Marker	Frequency (GHz)	Meter Reading (dBuV)	Det	AF PRE0213971 (dB/m)	Amp/Cbl/Fltr/Pad (dB)	DC Corr (dB)	Corrected Reading (dBuV/m)	Average Limit (dBuV/m)	Margin (dB)	Peak Limit (dBuV/m)	PK Margin (dB)	Azimuth (Degs)	Height (cm)	Polarity
1	2.4835	71.89	Pk	32.5	-36	0	68.39	-	-	74	-5.61	126	221	H
3	2.4835	47.99	RMS	32.5	-36	0	44.49	54	-9.51	-	-	126	221	H
2	2.48362	71.77	Pk	32.5	-36	0	68.27	-	-	74	-5.73	126	221	H
4	2.48386	49.96	RMS	32.5	-36	0	46.46	54	-7.54	-	-	126	221	H

Pk - Peak detector
RMS - RMS detection

UL VERIFICATION SERVICES INC.
47173 Benicia Street, Fremont, CA 94538; USA TEL:(510) 319-4000 FAX:(510) 661-0888

This report shall not be reproduced except in full, without the written approval of UL Verification Services Inc.

VERTICAL RESULT

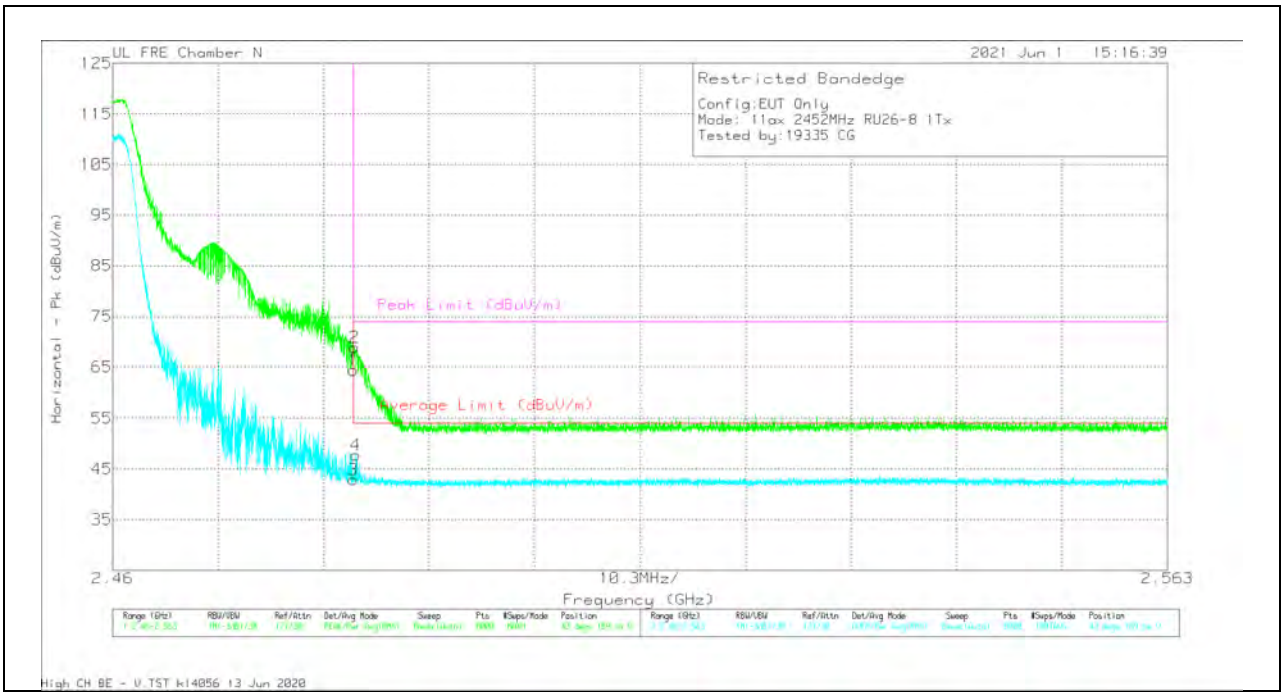

Trace Markers

Marker	Frequency (GHz)	Meter Reading (dBuV)	Det	AF PRE0213971 (dB/m)	Amp/Cbl/Filt/Pad (dB)	DC Corr (dB)	Corrected Reading (dBuV/m)	Average Limit (dBuV/m)	Margin (dB)	Peak Limit (dBuV/m)	PK Margin (dB)	Azimuth (Degs)	Height (cm)	Polarity
1	2.4835	67.98	Pk	32.5	-36	0	64.48	-	-	74	-9.52	43	169	V
3	2.4835	46.37	RMS	32.5	-36	0	42.87	54	-11.13	-	-	43	169	V
2	2.48359	72.42	Pk	32.5	-36	0	68.92	-	-	74	-5.08	43	169	V
4	2.48376	51.26	RMS	32.5	-36	0	47.76	54	-6.24	-	-	43	169	V

Pk - Peak detector
RMS - RMS detection

UL VERIFICATION SERVICES INC.
47173 Benicia Street, Fremont, CA 94538; USA TEL:(510) 319-4000 FAX:(510) 661-0888

This report shall not be reproduced except in full, without the written approval of UL Verification Services Inc.

BANDEDGE (HIGH CHANNEL, CH 10)

HORIZONTAL RESULT

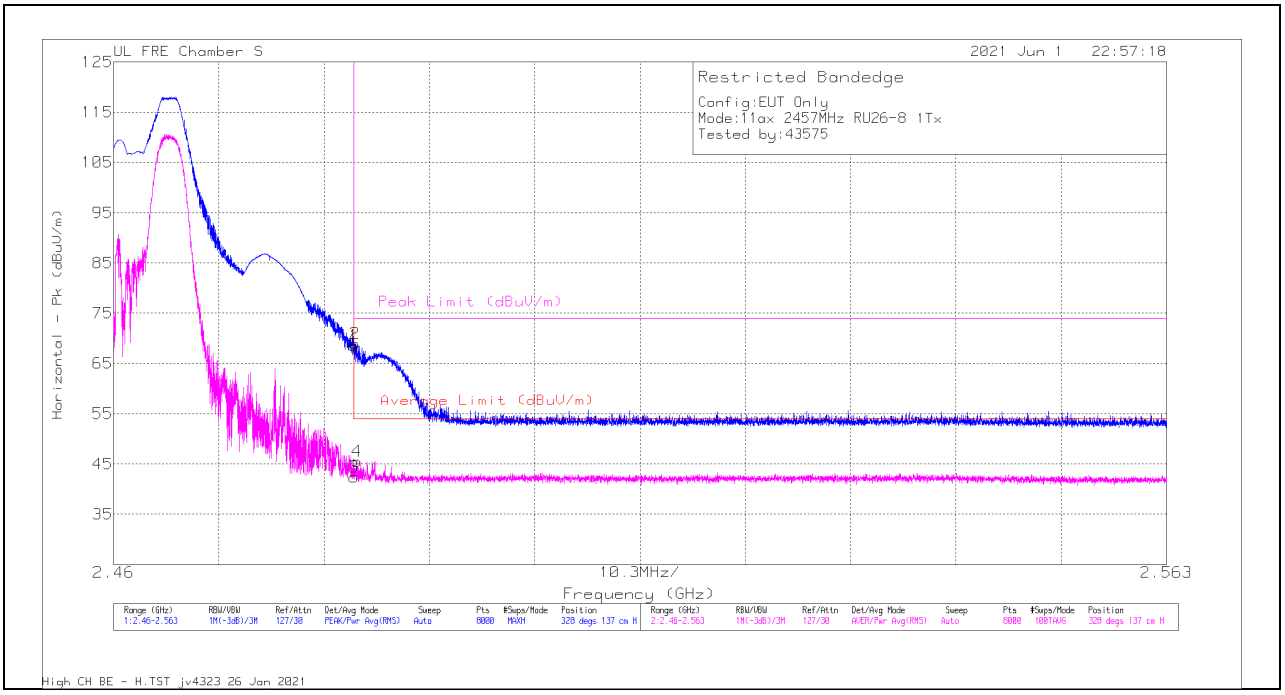

Trace Markers

Marker	Frequency (GHz)	Meter Reading (dBuV)	Det	AF PRE0213833 (dB/m)	Amp/Cbl/Fltr/Pad (dB)	DC Corr (dB)	Corrected Reading (dBuV/m)	Average Limit (dBuV/m)	Margin (dB)	Peak Limit (dBuV/m)	PK Margin (dB)	Azimuth (Degs)	Height (cm)	Polarity
1	2.4835	71.37	Pk	32.2	-35	0	68.57	-	-	74	-5.43	328	137	H
3	2.4835	45.26	RMS	32.2	-35	0	42.46	54	-11.54	-	-	328	137	H
2	2.4836	71.8	Pk	32.2	-35	0	69	-	-	74	-5	328	137	H
4	2.48382	48.36	RMS	32.2	-35	0	45.56	54	-8.44	-	-	328	137	H

Pk - Peak detector
RMS - RMS detection

UL VERIFICATION SERVICES INC.
47173 Benicia Street, Fremont, CA 94538; USA TEL:(510) 319-4000 FAX:(510) 661-0888

This report shall not be reproduced except in full, without the written approval of UL Verification Services Inc.

VERTICAL RESULT

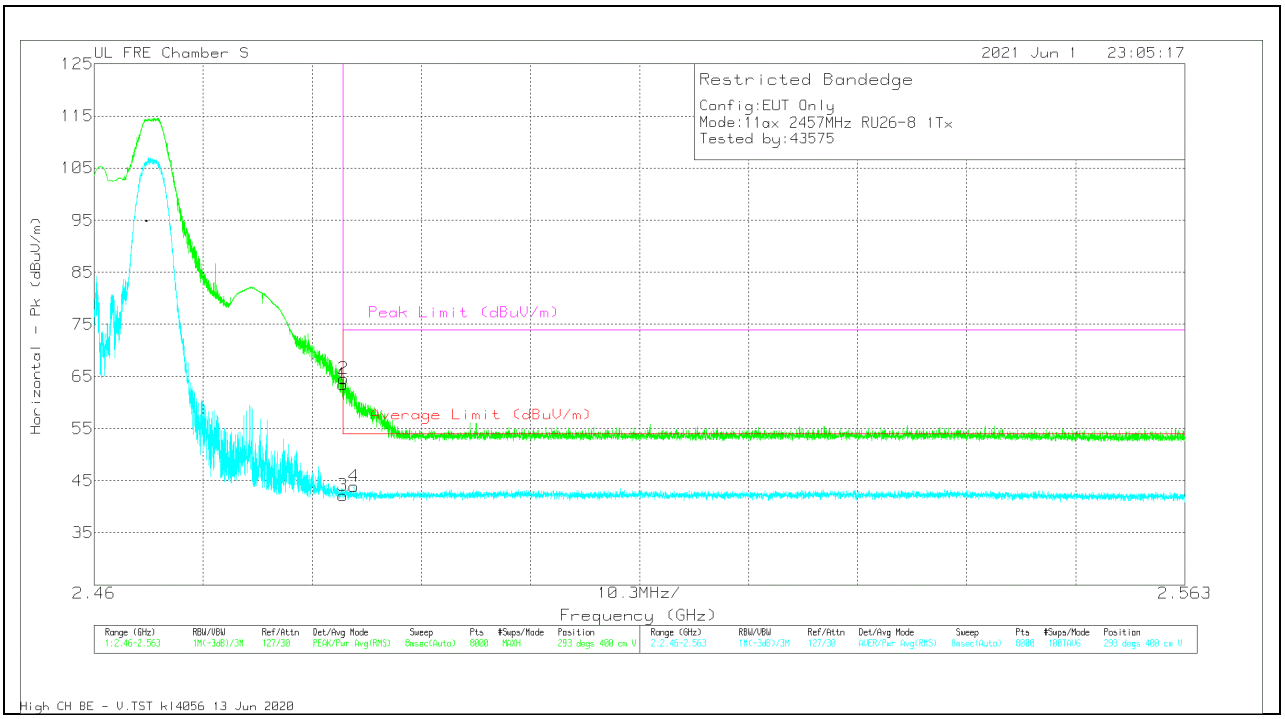

Trace Markers

Marker	Frequency (GHz)	Meter Reading (dBuV)	Det	AF PRE0213833 (dB/m)	Amp/Cbl/Fltr/Pad (dB)	DC Corr (dB)	Corrected Reading (dBuV/m)	Average Limit (dBuV/m)	Margin (dB)	Peak Limit (dBuV/m)	PK Margin (dB)	Azimuth (Degs)	Height (cm)	Polarity
1	2.4835	66.21	Pk	32.2	-35	0	63.41	-	-	74	-10.59	293	400	V
3	2.4835	44.95	RMS	32.2	-35	0	42.15	54	-11.85	-	-	293	400	V
2	2.48355	67.4	Pk	32.2	-35	0	64.6	-	-	74	-9.4	293	400	V
4	2.48454	46.56	RMS	32.2	-34.9	0	43.86	54	-10.14	-	-	293	400	V

Pk - Peak detector
RMS - RMS detection

UL VERIFICATION SERVICES INC.
47173 Benicia Street, Fremont, CA 94538; USA TEL:(510) 319-4000 FAX:(510) 661-0888

This report shall not be reproduced except in full, without the written approval of UL Verification Services Inc.

BANDEDGE (HIGH CHANNEL, CH 11)

HORIZONTAL RESULT

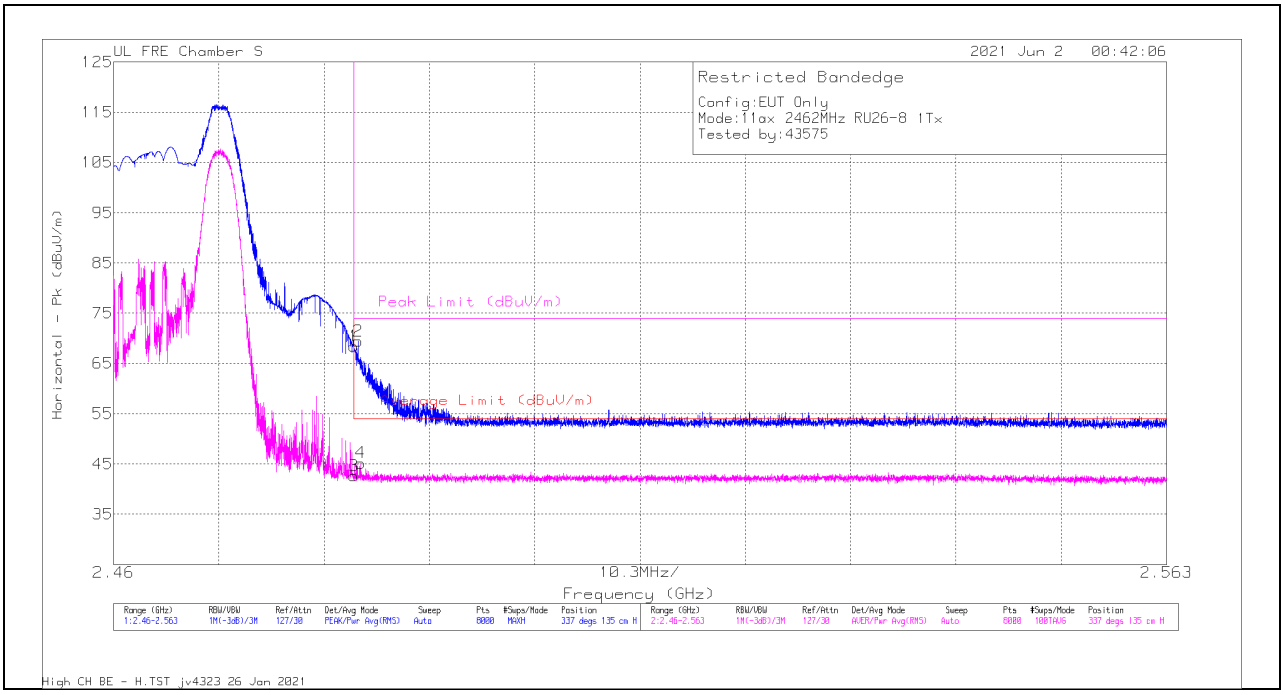

Trace Markers

Marker	Frequency (GHz)	Meter Reading (dBuV)	Det	AF PRE0213833 (dB/m)	Amp/Cbl/Fltr/Pad (dB)	DC Corr (dB)	Corrected Reading (dBuV/m)	Average Limit (dBuV/m)	Margin (dB)	Peak Limit (dBuV/m)	PK Margin (dB)	Azimuth (Degs)	Height (cm)	Polarity
1	2.4835	71.22	Pk	32.2	-35	0	68.42	-	-	74	-5.58	337	135	H
3	2.4835	45.51	RMS	32.2	-35	0	42.71	54	-11.29	-	-	337	135	H
2	2.48394	72.3	Pk	32.2	-35	0	69.5	-	-	74	-4.5	337	135	H
4	2.48414	48.01	RMS	32.2	-35	0	45.21	54	-8.79	-	-	337	135	H

Pk - Peak detector
RMS - RMS detection

UL VERIFICATION SERVICES INC.
47173 Benicia Street, Fremont, CA 94538; USA TEL:(510) 319-4000 FAX:(510) 661-0888

This report shall not be reproduced except in full, without the written approval of UL Verification Services Inc.

VERTICAL RESULT

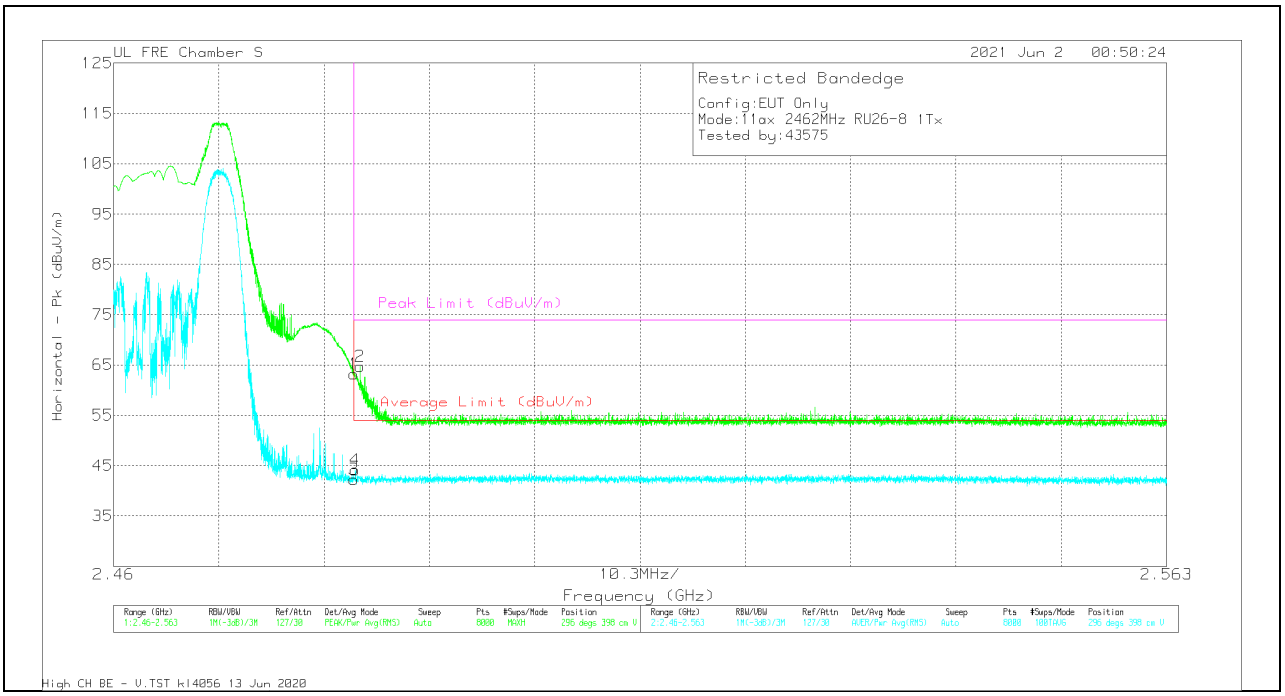

Trace Markers

Marker	Frequency (GHz)	Meter Reading (dBuV)	Det	AF PRE0213833 (dB/m)	Amp/Cbl/Fltr/Pad (dB)	DC Corr (dB)	Corrected Reading (dBuV/m)	Average Limit (dBuV/m)	Margin (dB)	Peak Limit (dBuV/m)	PK Margin (dB)	Azimuth (Degs)	Height (cm)	Polarity
1	2.4835	65.99	Pk	32.2	-35	0	63.19	-	-	74	-10.81	296	398	V
3	2.4835	45.09	RMS	32.2	-35	0	42.29	54	-11.71	-	-	296	398	V
4	2.48364	46.91	RMS	32.2	-35	0	44.11	54	-9.89	-	-	296	398	V
2	2.48412	67.55	Pk	32.2	-35	0	64.75	-	-	74	-9.25	296	398	V

Pk - Peak detector
RMS - RMS detection

UL VERIFICATION SERVICES INC.
47173 Benicia Street, Fremont, CA 94538; USA TEL:(510) 319-4000 FAX:(510) 661-0888

This report shall not be reproduced except in full, without the written approval of UL Verification Services Inc.

BANDEDGE (HIGH CHANNEL, CH 12)

HORIZONTAL RESULT

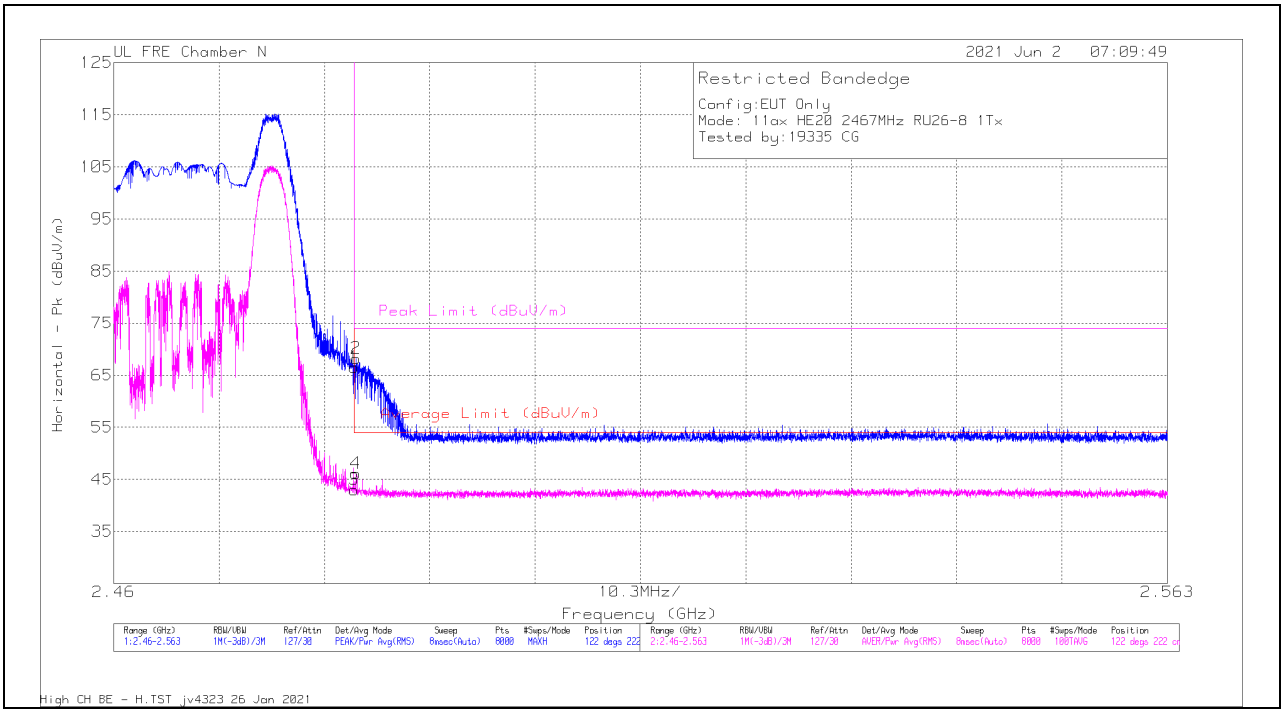

Trace Markers

Marker	Frequency (GHz)	Meter Reading (dBuV)	Det	AF PRE0213971 (dB/m)	Amp/Cbl/Fltr/Pad (dB)	DC Corr (dB)	Corrected Reading (dBuV/m)	Average Limit (dBuV/m)	Margin (dB)	Peak Limit (dBuV/m)	PK Margin (dB)	Azimuth (Degs)	Height (cm)	Polarity
1	2.4835	69.99	Pk	32.5	-36	0	66.49	-	-	74	-7.51	122	222	H
3	2.4835	46.54	RMS	32.5	-36	0	43.04	54	-10.96	-	-	122	222	H
4	2.48367	49.61	RMS	32.5	-36	0	46.11	54	-7.89	-	-	122	222	H
2	2.48368	71.73	Pk	32.5	-36	0	68.23	-	-	74	-5.77	122	222	H

Pk - Peak detector
RMS - RMS detection

UL VERIFICATION SERVICES INC.
47173 Benicia Street, Fremont, CA 94538; USA TEL:(510) 319-4000 FAX:(510) 661-0888

This report shall not be reproduced except in full, without the written approval of UL Verification Services Inc.

VERTICAL RESULT

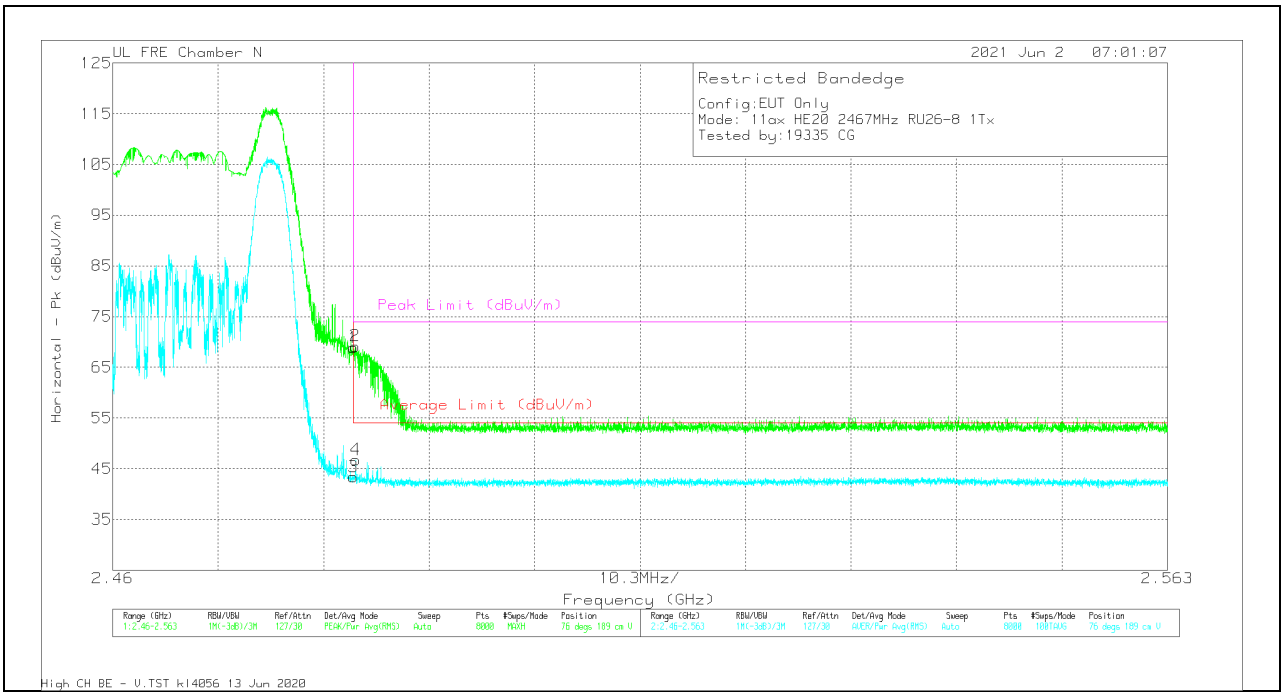

Trace Markers

Marker	Frequency (GHz)	Meter Reading (dBuV)	Det	AF PRE0213971 (dB/m)	Amp/Cbl/Fltr/Pad (dB)	DC Corr (dB)	Corrected Reading (dBuV/m)	Average Limit (dBuV/m)	Margin (dB)	Peak Limit (dBuV/m)	PK Margin (dB)	Azimuth (Degs)	Height (cm)	Polarity
1	2.4835	72.37	Pk	32.5	-36	0	68.87	-	-	74	-5.13	76	189	V
3	2.4835	46.9	RMS	32.5	-36	0	43.4	54	-10.6	-	-	76	189	V
2	2.48371	72.69	Pk	32.5	-36	0	69.19	-	-	74	-4.81	76	189	V
4	2.48375	50.3	RMS	32.5	-36	0	46.8	54	-7.2	-	-	76	189	V

Pk - Peak detector
RMS - RMS detection

UL VERIFICATION SERVICES INC.
47173 Benicia Street, Fremont, CA 94538; USA TEL:(510) 319-4000 FAX:(510) 661-0888

This report shall not be reproduced except in full, without the written approval of UL Verification Services Inc.

BANDEDGE (HIGH CHANNEL, CH 13)

HORIZONTAL RESULT

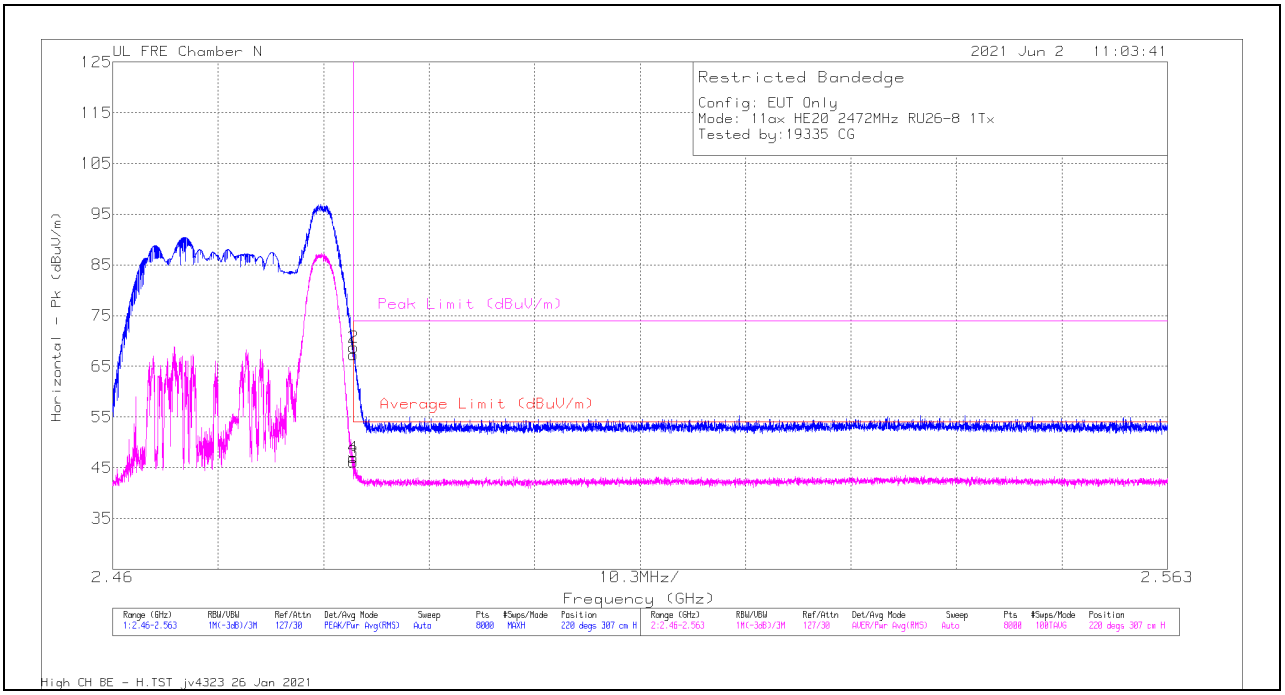

Trace Markers

Marker	Frequency (GHz)	Meter Reading (dBuV)	Det	AF PRE0213971 (dB/m)	Amp/Cbl/Fltr/Pad (dB)	DC Corr (dB)	Corrected Reading (dBuV/m)	Average Limit (dBuV/m)	Margin (dB)	Peak Limit (dBuV/m)	PK Margin (dB)	Azimuth (Degs)	Height (cm)	Polarity
1	2.4835	70.79	Pk	32.5	-36	0	67.29	-	-	74	-6.71	220	307	H
3	2.4835	49.57	RMS	32.5	-36	0	46.07	54	-7.93	-	-	220	307	H
4	2.48351	50.52	RMS	32.5	-36	0	47.02	54	-6.98	-	-	220	307	H
2	2.48353	72.23	Pk	32.5	-36	0	68.73	-	-	74	-5.27	220	307	H

Pk - Peak detector
RMS - RMS detection

UL VERIFICATION SERVICES INC.
47173 Benicia Street, Fremont, CA 94538; USA TEL:(510) 319-4000 FAX:(510) 661-0888

This report shall not be reproduced except in full, without the written approval of UL Verification Services Inc.

VERTICAL RESULT

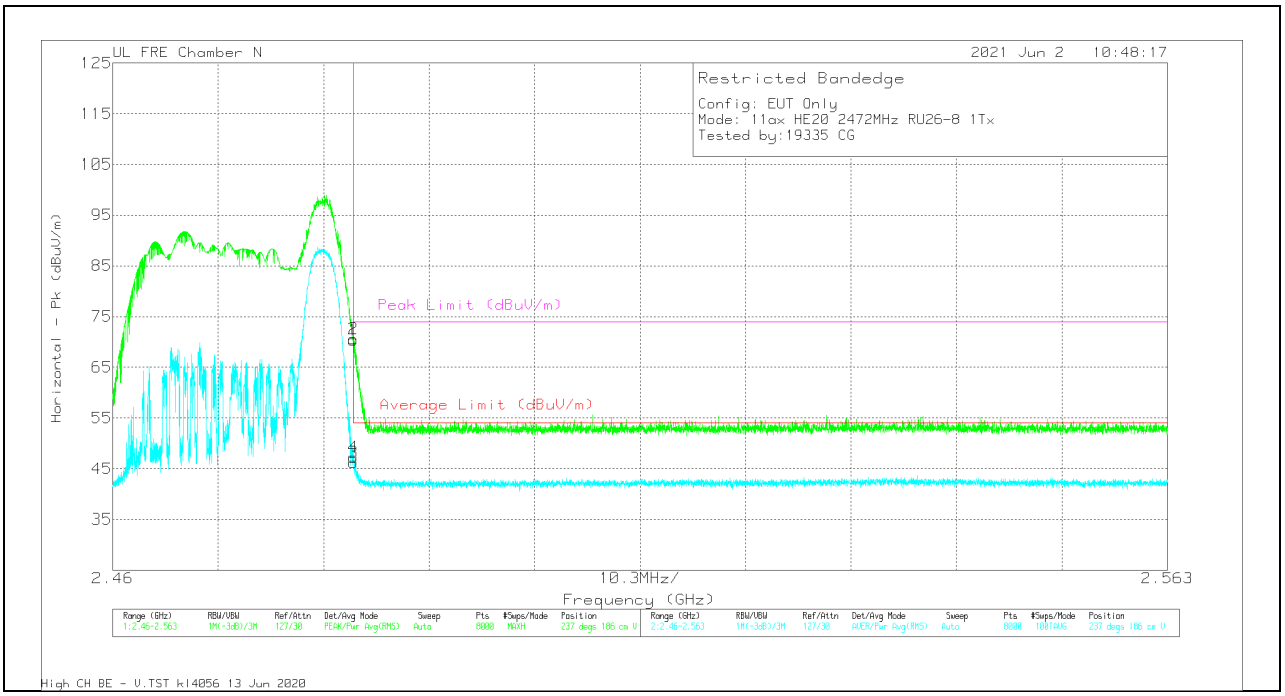

Trace Markers

Marker	Frequency (GHz)	Meter Reading (dBuV)	Det	AF PRE0213971 (dB/m)	Amp/Cbl/Fltr/Pad (dB)	DC Corr (dB)	Corrected Reading (dBuV/m)	Average Limit (dBuV/m)	Margin (dB)	Peak Limit (dBuV/m)	PK Margin (dB)	Azimuth (Degs)	Height (cm)	Polarity
1	2.4835	73.83	Pk	32.5	-36	0	70.33	-	-	74	-3.67	237	186	V
3	2.4835	49.76	RMS	32.5	-36	0	46.26	54	-7.74	-	-	237	186	V
2	2.48351	74.07	Pk	32.5	-36	0	70.57	-	-	74	-3.43	237	186	V
4	2.48351	50.78	RMS	32.5	-36	0	47.28	54	-6.72	-	-	237	186	V

Pk - Peak detector
RMS - RMS detection

UL VERIFICATION SERVICES INC.
47173 Benicia Street, Fremont, CA 94538; USA TEL:(510) 319-4000 FAX:(510) 661-0888

This report shall not be reproduced except in full, without the written approval of UL Verification Services Inc.

1TX ANTENNA 3 MODE: 242-Tone, RU Index 61

BANDEDGE (LOW CHANNEL, CH 1)

HORIZONTAL RESULT

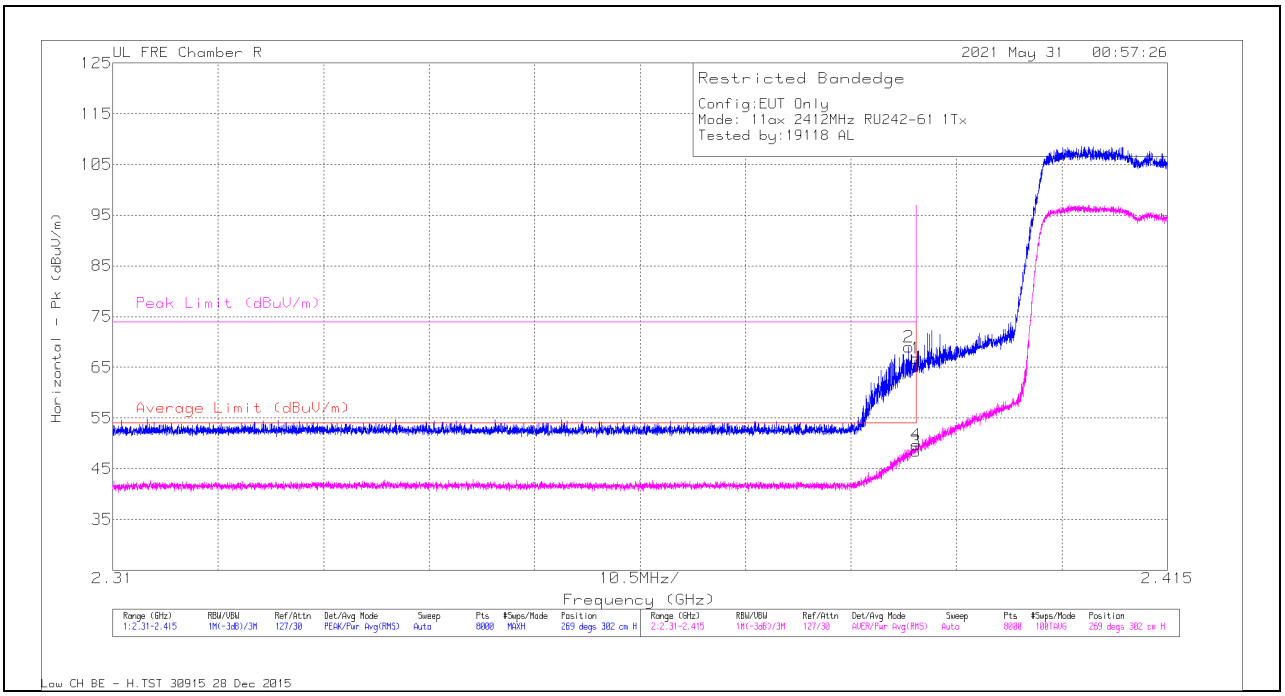

Trace Markers

Marker	Frequency(GHz)	Meter Reading (dBuV)	Det	AF PRE0213973 (dB/m)	Amp/Cbl/Fltr/Pad (dB)	DC Corr (dB)	Corrected Reading (dBuV/m)	Average Limit (dBuV/m)	Margin (dB)	Peak Limit (dBuV/m)	PK Margin (dB)	Azimuth (Degs)	Height (cm)	Polarity
2	2.38926	72.35	Pk	32.1	-35.5	0	68.95	-	-	74	-5.05	269	302	H
4	2.38996	53.08	RMS	32.1	-35.5	0	49.68	54	-4.32	-	-	269	302	H
1	2.39	70.14	Pk	32.1	-35.5	0	66.74	-	-	74	-7.26	269	302	H
3	2.39	51.84	RMS	32.1	-35.5	0	48.44	54	-5.56	-	-	269	302	H

Pk - Peak detector
RMS - RMS detection

UL VERIFICATION SERVICES INC.
47173 Benicia Street, Fremont, CA 94538; USA TEL:(510) 319-4000 FAX:(510) 661-0888

This report shall not be reproduced except in full, without the written approval of UL Verification Services Inc.

VERTICAL RESULT

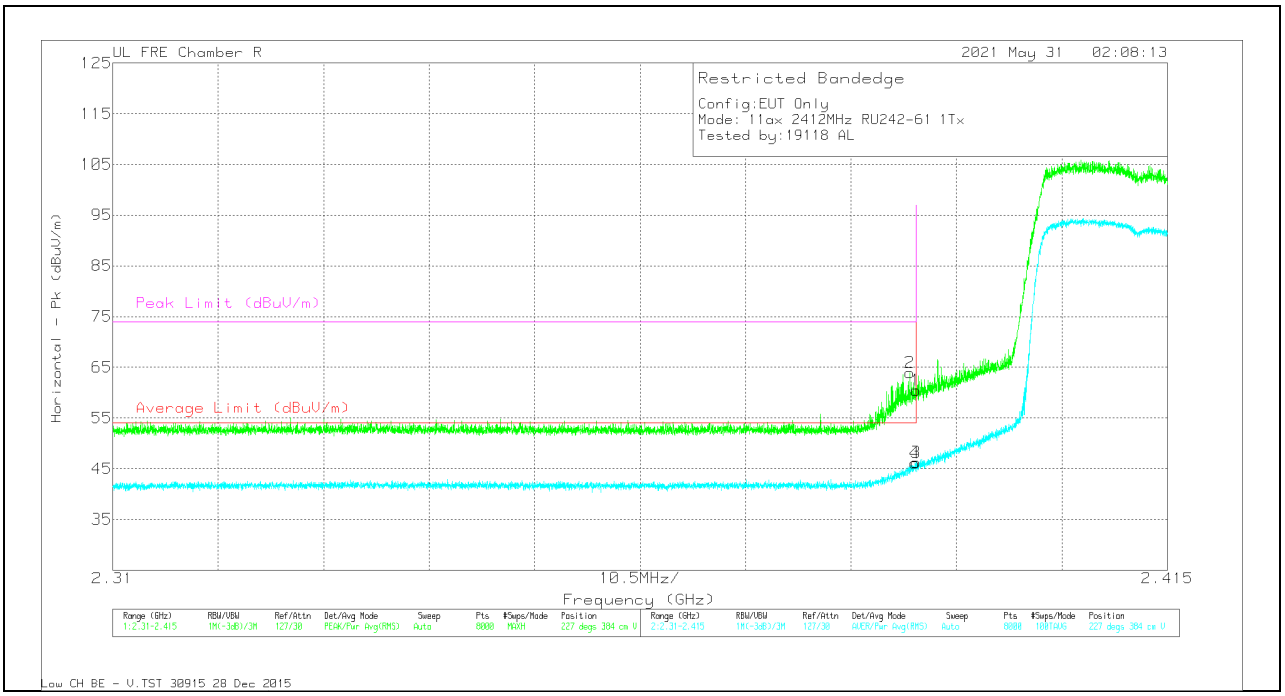

Trace Markers

Marker	Frequency (GHz)	Meter Reading (dBuV)	Det	AF PRE0213973 (dB/m)	Amp/Cbl/Fltr/Pad (dB)	DC Corr (dB)	Corrected Reading (dBuV/m)	Average Limit (dBuV/m)	Margin (dB)	Peak Limit (dBuV/m)	PK Margin (dB)	Azimuth (Degs)	Height (cm)	Polarity
2	2.38934	67.35	Pk	32.1	-35.5	0	63.95	-	-	74	-10.05	227	384	V
4	2.38988	49.54	RMS	32.1	-35.5	0	46.14	54	-7.86	-	-	227	384	V
1	2.39	63.87	Pk	32.1	-35.5	0	60.47	-	-	74	-13.53	227	384	V
3	2.39	49.62	RMS	32.1	-35.5	0	46.22	54	-7.78	-	-	227	384	V

Pk - Peak detector
RMS - RMS detection

UL VERIFICATION SERVICES INC.
47173 Benicia Street, Fremont, CA 94538; USA TEL:(510) 319-4000 FAX:(510) 661-0888

This report shall not be reproduced except in full, without the written approval of UL Verification Services Inc.

BANDEDGE (LOW CHANNEL, CH 2)

HORIZONTAL RESULT

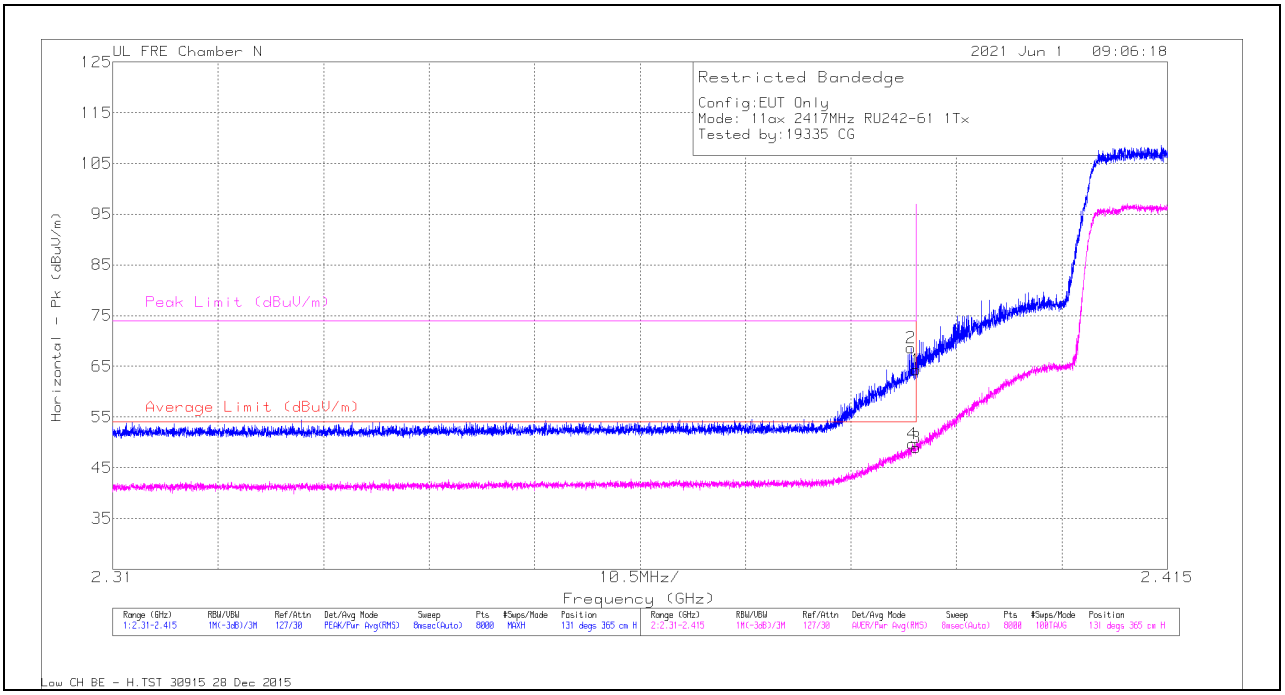

Trace Markers

Marker	Frequency (GHz)	Meter Reading (dBuV)	Det	AF PRE0213971 (dB/m)	Amp/Cbl/Fltr/Pad (dB)	DC Corr (dB)	Corrected Reading (dBuV/m)	Average Limit (dBuV/m)	Margin (dB)	Peak Limit (dBuV/m)	PK Margin (dB)	Azimuth (Degs)	Height (cm)	Polarity
2	2.38947	72.47	Pk	32.4	-36.2	0	68.67	-	-	74	-5.33	131	365	H
4	2.38959	53.52	RMS	32.4	-36.2	0	49.72	54	-4.28	-	-	131	365	H
1	2.39	68.05	Pk	32.4	-36.2	0	64.25	-	-	74	-9.75	131	365	H
3	2.39	52.8	RMS	32.4	-36.2	0	49	54	-5	-	-	131	365	H

Pk - Peak detector
RMS - RMS detection

UL VERIFICATION SERVICES INC.
47173 Benicia Street, Fremont, CA 94538; USA TEL:(510) 319-4000 FAX:(510) 661-0888

This report shall not be reproduced except in full, without the written approval of UL Verification Services Inc.

VERTICAL RESULT

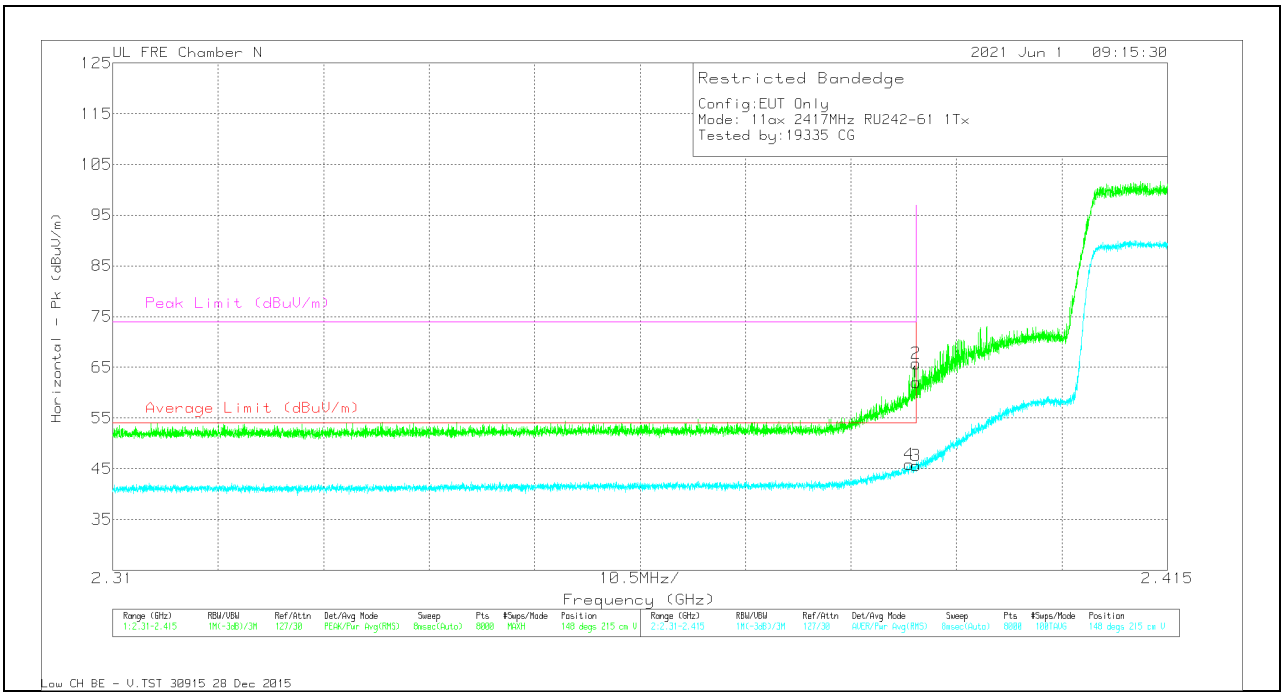

Trace Markers

Marker	Frequency (GHz)	Meter Reading (dBuV)	Det	AF PRE0213971 (dB/m)	Amp/Cbl/Fltr/Pad (dB)	DC Corr (dB)	Corrected Reading (dBuV/m)	Average Limit (dBuV/m)	Margin (dB)	Peak Limit (dBuV/m)	PK Margin (dB)	Azimuth (Degs)	Height (cm)	Polarity
4	2.38931	49.73	RMS	32.4	-36.2	0	45.93	54	-8.07	-	-	148	215	V
2	2.38997	69.53	Pk	32.4	-36.2	0	65.73	-	-	74	-8.27	148	215	V
1	2.39	65.82	Pk	32.4	-36.2	0	62.02	-	-	74	-11.98	148	215	V
3	2.39	49.37	RMS	32.4	-36.2	0	45.57	54	-8.43	-	-	148	215	V

Pk - Peak detector
RMS - RMS detection

UL VERIFICATION SERVICES INC.
47173 Benicia Street, Fremont, CA 94538; USA TEL:(510) 319-4000 FAX:(510) 661-0888

This report shall not be reproduced except in full, without the written approval of UL Verification Services Inc.

BANDEDGE (LOW CHANNEL, CH 3)

HORIZONTAL RESULT

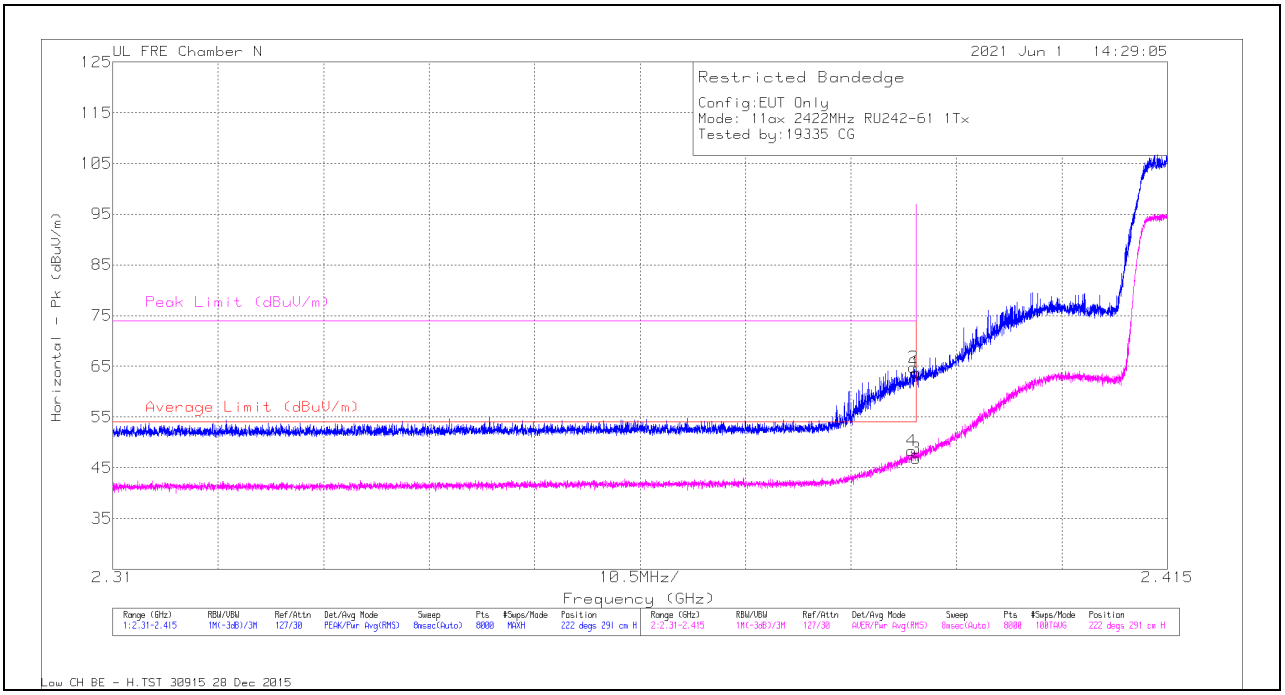

Trace Markers

Marker	Frequency (GHz)	Meter Reading (dBuV)	Det	AF PRE0213971 (dB/m)	Amp/Cbl/Fltr/Pad (dB)	DC Corr (dB)	Corrected Reading (dBuV/m)	Average Limit (dBuV/m)	Margin (dB)	Peak Limit (dBuV/m)	PK Margin (dB)	Azimuth (Degs)	Height (cm)	Polarity
4	2.38954	52.17	RMS	32.4	-36.2	0	48.37	54	-5.63	-	-	222	291	H
2	2.38973	68.59	Pk	32.4	-36.2	0	64.79	-	-	74	-9.21	222	291	H
1	2.39	67.48	Pk	32.4	-36.2	0	63.68	-	-	74	-10.32	222	291	H
3	2.39	50.62	RMS	32.4	-36.2	0	46.82	54	-7.18	-	-	222	291	H

Pk - Peak detector
RMS - RMS detection

UL VERIFICATION SERVICES INC.
47173 Benicia Street, Fremont, CA 94538; USA TEL:(510) 319-4000 FAX:(510) 661-0888

This report shall not be reproduced except in full, without the written approval of UL Verification Services Inc.

VERTICAL RESULT

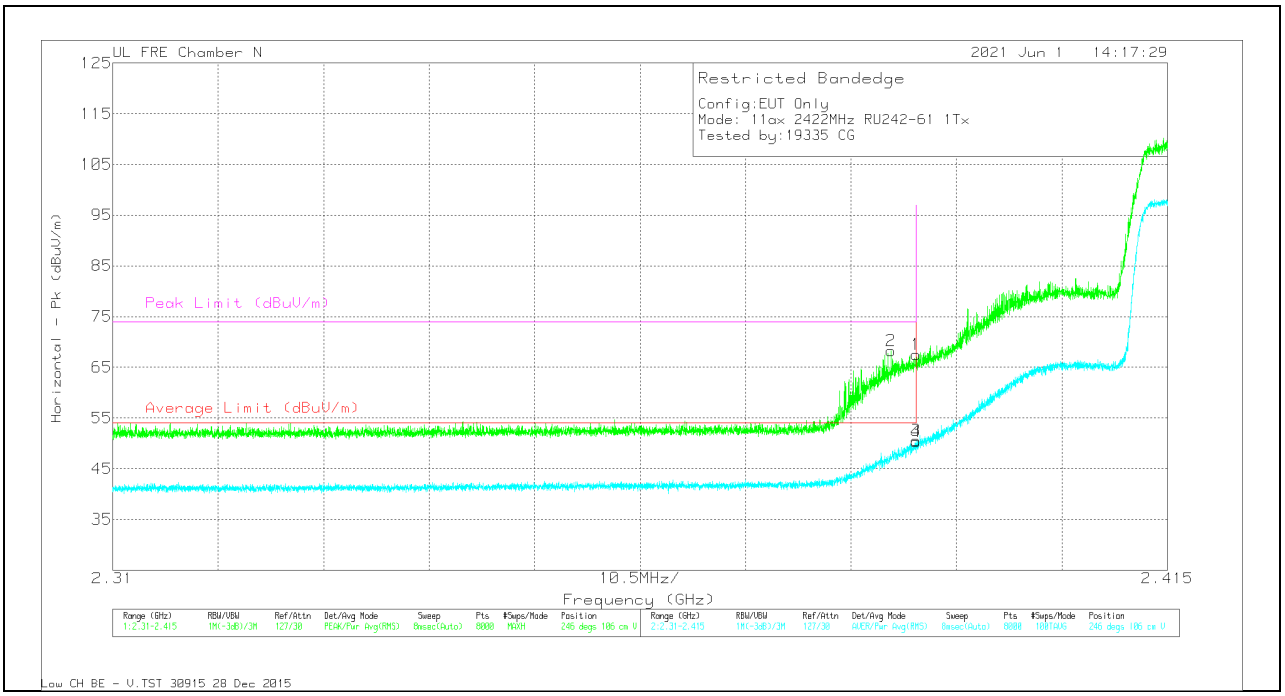

Trace Markers

Marker	Frequency (GHz)	Meter Reading (dBuV)	Det	AF PRE0213971 (dB/m)	Amp/Cbl/Fltr/Pad (dB)	DC Corr (dB)	Corrected Reading (dBuV/m)	Average Limit (dBuV/m)	Margin (dB)	Peak Limit (dBuV/m)	PK Margin (dB)	Azimuth (Degs)	Height (cm)	Polarity
2	2.38749	72.09	Pk	32.4	-36.2	0	68.29	-	-	74	-5.71	246	106	V
4	2.38996	54.16	RMS	32.4	-36.2	0	50.36	54	-3.64	-	-	246	106	V
1	2.39	71.3	Pk	32.4	-36.2	0	67.5	-	-	74	-6.5	246	106	V
3	2.39	54.36	RMS	32.4	-36.2	0	50.56	54	-3.44	-	-	246	106	V

Pk - Peak detector
RMS - RMS detection

UL VERIFICATION SERVICES INC.
47173 Benicia Street, Fremont, CA 94538; USA TEL:(510) 319-4000 FAX:(510) 661-0888

This report shall not be reproduced except in full, without the written approval of UL Verification Services Inc.

BANDEDGE (HIGH CHANNEL, CH 9)

HORIZONTAL RESULT

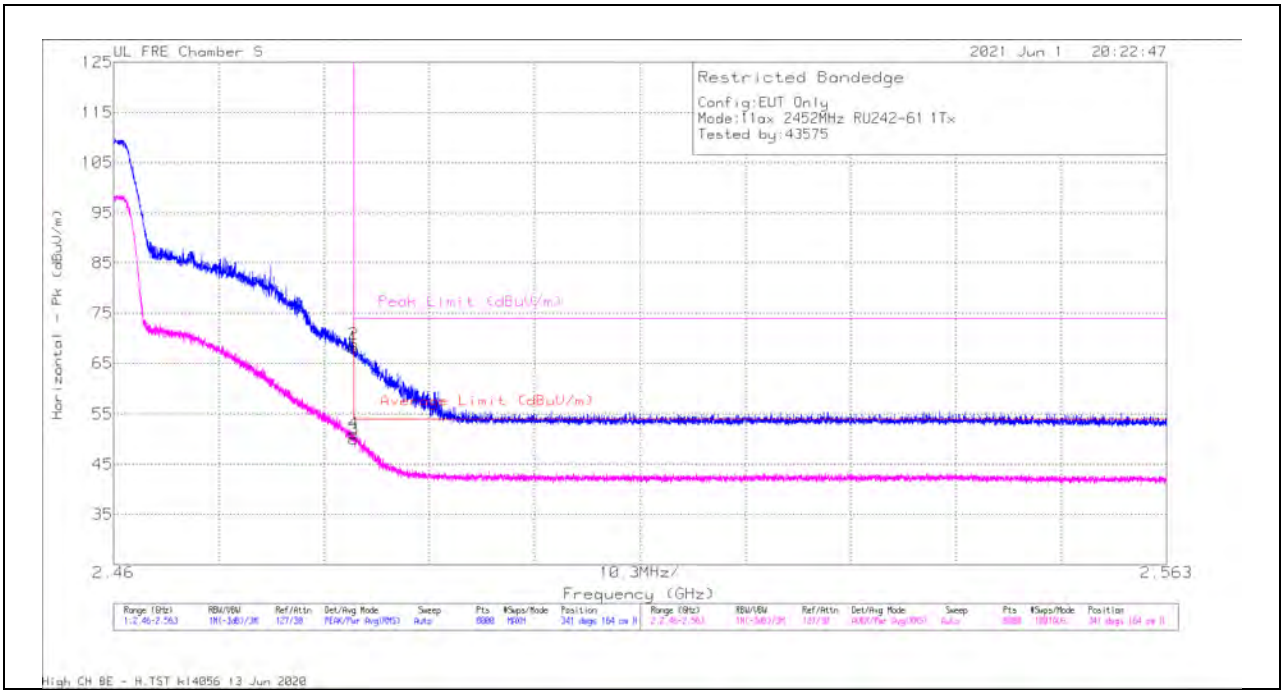

Trace Markers

Marker	Frequency (GHz)	Meter Reading (dBuV)	Det	AF PRE0213833 (dB/m)	Amp/Cbl/Fltr/Pad (dB)	DC Corr (dB)	Corrected Reading (dBuV/m)	Average Limit (dBuV/m)	Margin (dB)	Peak Limit (dBuV/m)	PK Margin (dB)	Azimuth (Degs)	Height (cm)	Polarity
1	2.4835	70.94	Pk	32.2	-35	0	68.14	-	-	74	-5.86	341	164	H
3	2.4835	52.77	RMS	32.2	-35	0	49.97	54	-4.03	-	-	341	164	H
2	2.48351	71.67	Pk	32.2	-35	0	68.87	-	-	74	-5.13	341	164	H
4	2.48351	53.96	RMS	32.2	-35	0	51.16	54	-2.84	-	-	341	164	H

Pk - Peak detector
RMS - RMS detection

UL VERIFICATION SERVICES INC.
47173 Benicia Street, Fremont, CA 94538; USA TEL:(510) 319-4000 FAX:(510) 661-0888

This report shall not be reproduced except in full, without the written approval of UL Verification Services Inc.

VERTICAL RESULT

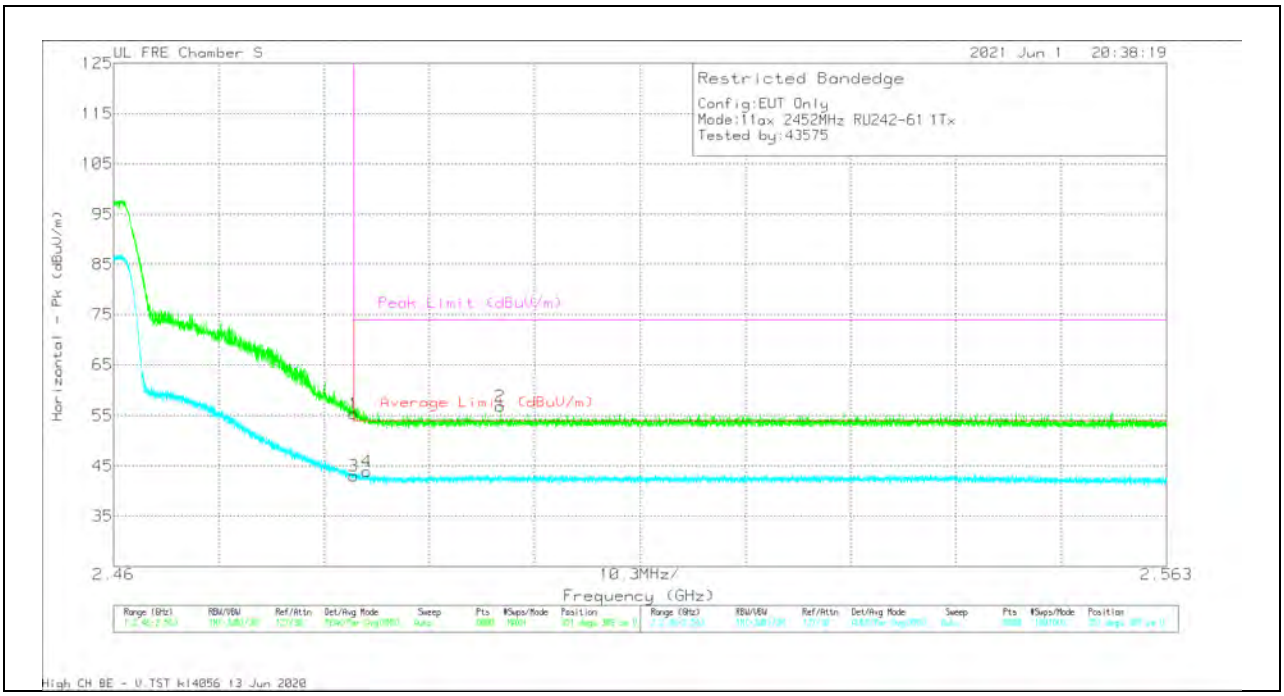

Trace Markers

Marker	Frequency (GHz)	Meter Reading (dBuV)	Det	AF PRE0213833 (dB/m)	Amp/Cbl/Fltr/Pad (dB)	DC Corr (dB)	Corrected Reading (dBuV/m)	Average Limit (dBuV/m)	Margin (dB)	Peak Limit (dBuV/m)	PK Margin (dB)	Azimuth (Degs)	Height (cm)	Polarity
1	2.4835	58.22	Pk	32.2	-35	0	55.42	-	-	74	-18.58	351	389	V
3	2.4835	45.8	RMS	32.2	-35	0	43	54	-11	-	-	351	389	V
4	2.4848	46.56	RMS	32.2	-34.9	0	43.86	54	-10.14	-	-	351	389	V
2	2.49781	59.42	Pk	32.3	-34.9	0	56.82	-	-	74	-17.18	351	389	V

Pk - Peak detector
RMS - RMS detection

UL VERIFICATION SERVICES INC.
47173 Benicia Street, Fremont, CA 94538; USA TEL:(510) 319-4000 FAX:(510) 661-0888

This report shall not be reproduced except in full, without the written approval of UL Verification Services Inc.

BANDEDGE (HIGH CHANNEL, CH 10)

HORIZONTAL RESULT

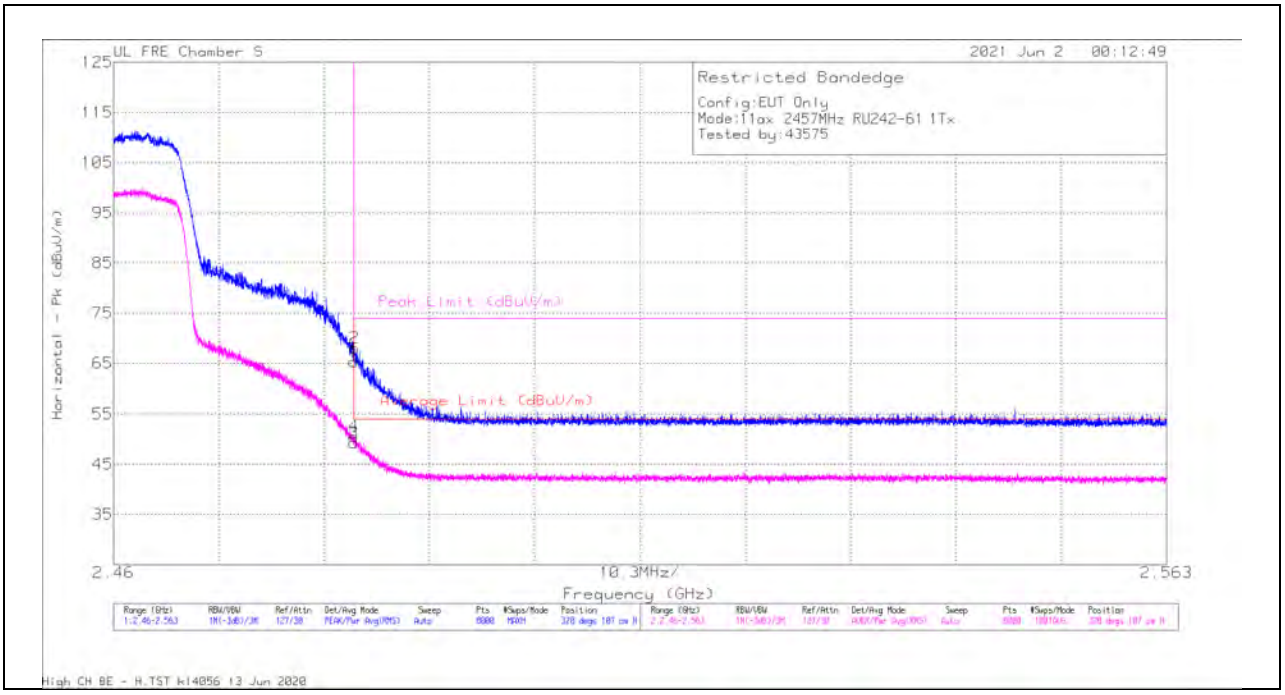

Trace Markers

Marker	Frequency (GHz)	Meter Reading (dBuV)	Det	AF PRE0213833 (dB/m)	Amp/Cbl/Fltr/Pad (dB)	DC Corr (dB)	Corrected Reading (dBuV/m)	Average Limit (dBuV/m)	Margin (dB)	Peak Limit (dBuV/m)	PK Margin (dB)	Azimuth (Degs)	Height (cm)	Polarity
1	2.4835	68.11	Pk	32.2	-35	0	65.31	-	-	74	-8.69	328	107	H
3	2.4835	52.04	RMS	32.2	-35	0	49.24	54	-4.76	-	-	328	107	H
4	2.48351	53.36	RMS	32.2	-35	0	50.56	54	-3.44	-	-	328	107	H
2	2.48358	70.87	Pk	32.2	-35	0	68.07	-	-	74	-5.93	328	107	H

Pk - Peak detector
RMS - RMS detection

UL VERIFICATION SERVICES INC.
47173 Benicia Street, Fremont, CA 94538; USA TEL:(510) 319-4000 FAX:(510) 661-0888

This report shall not be reproduced except in full, without the written approval of UL Verification Services Inc.

VERTICAL RESULT

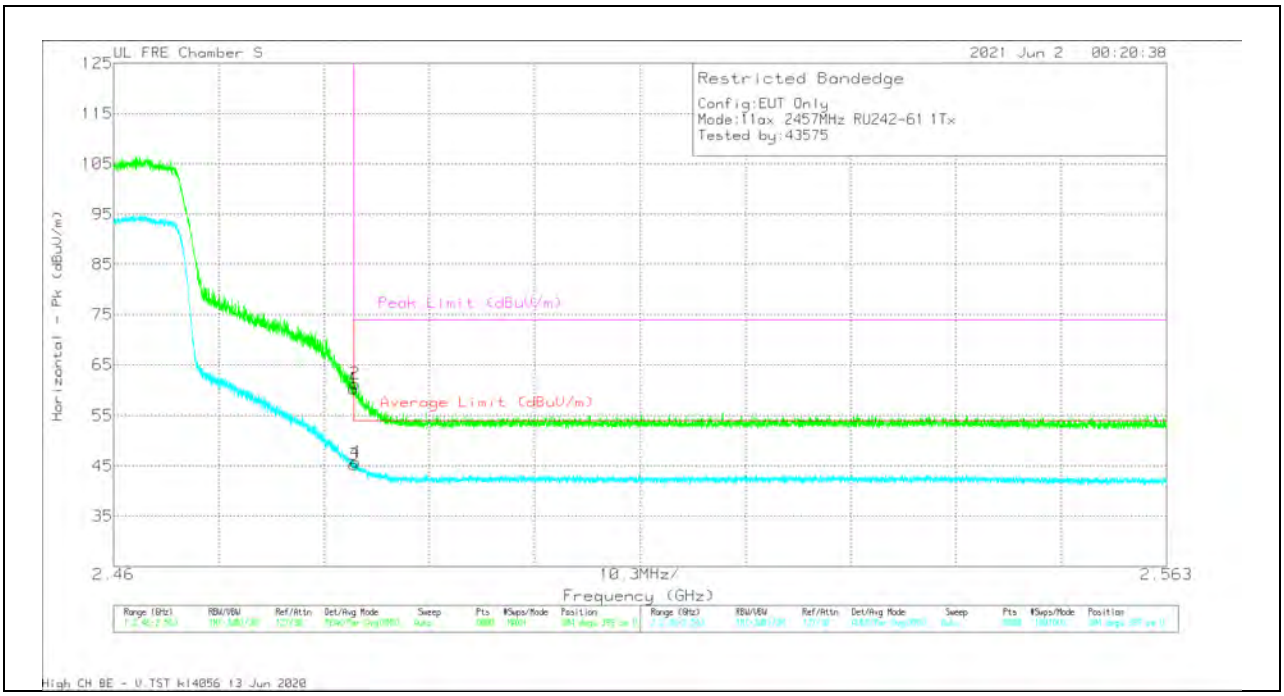

Trace Markers

Marker	Frequency (GHz)	Meter Reading (dBuV)	Det	AF PRE0213833 (dB/m)	Amp/Cbl/Fltr/Pad (dB)	DC Corr (dB)	Corrected Reading (dBuV/m)	Average Limit (dBuV/m)	Margin (dB)	Peak Limit (dBuV/m)	PK Margin (dB)	Azimuth (Degs)	Height (cm)	Polarity
1	2.4835	63.17	Pk	32.2	-35	0	60.37	-	-	74	-13.63	304	399	V
3	2.4835	48.06	RMS	32.2	-35	0	45.26	54	-8.74	-	-	304	399	V
2	2.4836	64.17	Pk	32.2	-35	0	61.37	-	-	74	-12.63	304	399	V
4	2.48367	48.54	RMS	32.2	-35	0	45.74	54	-8.26	-	-	304	399	V

Pk - Peak detector
RMS - RMS detection

UL VERIFICATION SERVICES INC.
47173 Benicia Street, Fremont, CA 94538; USA TEL:(510) 319-4000 FAX:(510) 661-0888

This report shall not be reproduced except in full, without the written approval of UL Verification Services Inc.

BANDEDGE (HIGH CHANNEL, CH 11)

HORIZONTAL RESULT

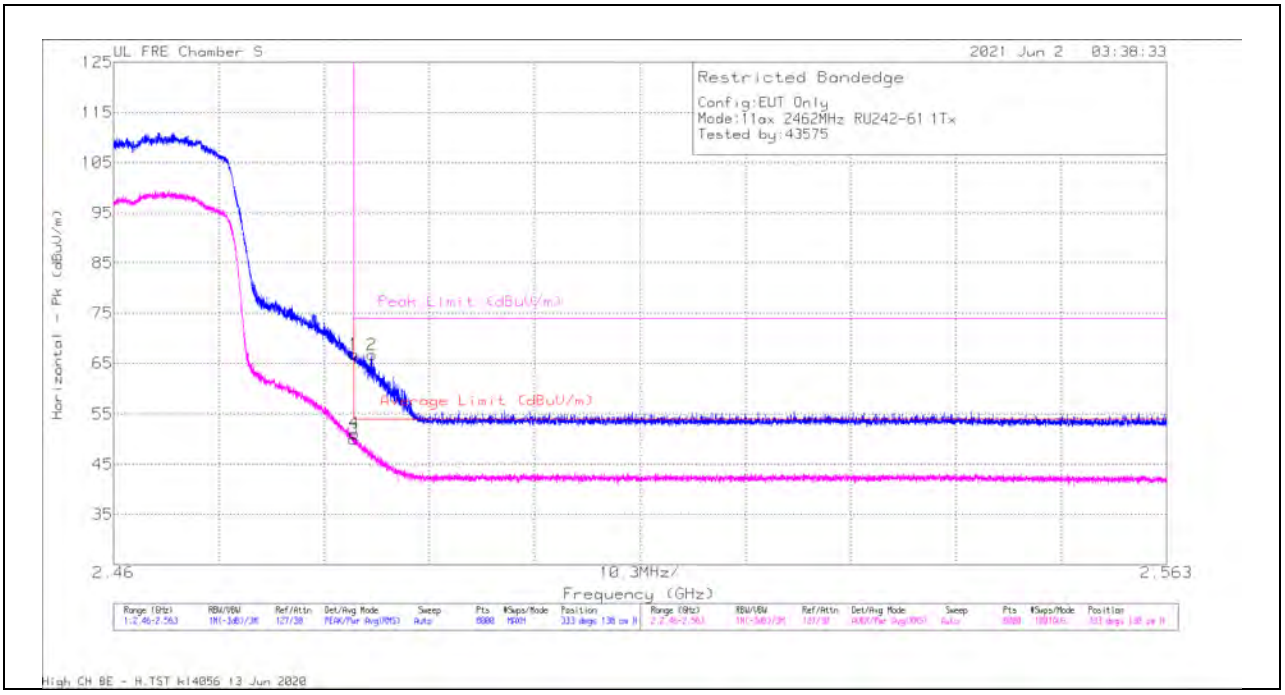

Trace Markers

Marker	Frequency (GHz)	Meter Reading (dBuV)	Det	AF PRE0213833 (dB/m)	Amp/Cbl/Fltr/Pad (dB)	DC Corr (dB)	Corrected Reading (dBuV/m)	Average Limit (dBuV/m)	Margin (dB)	Peak Limit (dBuV/m)	PK Margin (dB)	Azimuth (Degs)	Height (cm)	Polarity
1	2.4835	69.69	Pk	32.2	-35	0	66.89	-	-	74	-7.11	333	138	H
3	2.4835	52.83	RMS	32.2	-35	0	50.03	54	-3.97	-	-	333	138	H
4	2.48356	53.99	RMS	32.2	-35	0	51.19	54	-2.81	-	-	333	138	H
2	2.48525	69.41	Pk	32.2	-34.9	0	66.71	-	-	74	-7.29	333	138	H

Pk - Peak detector
RMS - RMS detection

UL VERIFICATION SERVICES INC.
47173 Benicia Street, Fremont, CA 94538; USA TEL:(510) 319-4000 FAX:(510) 661-0888

This report shall not be reproduced except in full, without the written approval of UL Verification Services Inc.

VERTICAL RESULT

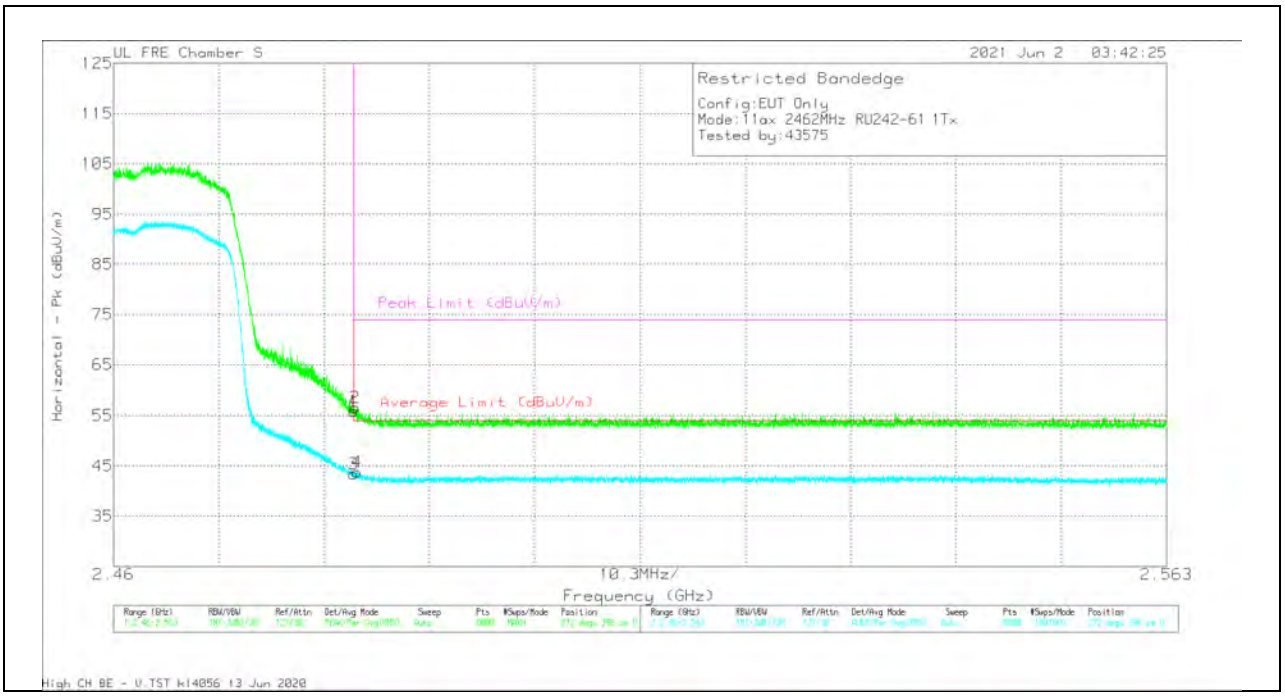

Trace Markers

Marker	Frequency (GHz)	Meter Reading (dBuV)	Det	AF PRE0213833 (dB/m)	Amp/Cbl/Fltr/Pad (dB)	DC Corr (dB)	Corrected Reading (dBuV/m)	Average Limit (dBuV/m)	Margin (dB)	Peak Limit (dBuV/m)	PK Margin (dB)	Azimuth (Degs)	Height (cm)	Polarity
1	2.4835	58.65	Pk	32.2	-35	0	55.85	-	-	74	-18.15	272	396	V
3	2.4835	46.23	RMS	32.2	-35	0	43.43	54	-10.57	-	-	272	396	V
2	2.48362	59.36	Pk	32.2	-35	0	56.56	-	-	74	-17.44	272	396	V
4	2.4838	46.52	RMS	32.2	-35	0	43.72	54	-10.28	-	-	272	396	V

Pk - Peak detector
RMS - RMS detection

UL VERIFICATION SERVICES INC.
47173 Benicia Street, Fremont, CA 94538; USA TEL:(510) 319-4000 FAX:(510) 661-0888

This report shall not be reproduced except in full, without the written approval of UL Verification Services Inc.

BANDEDGE (HIGH CHANNEL, CH 12)

HORIZONTAL RESULT

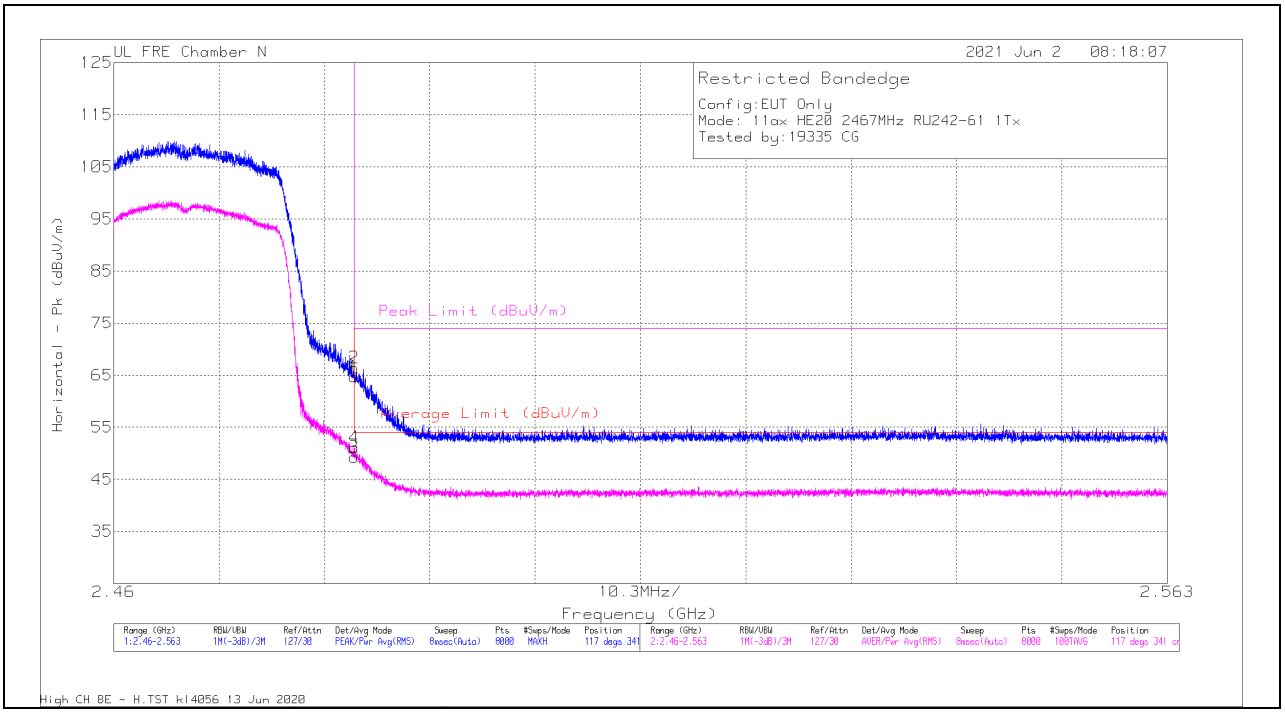

Trace Markers

Marker	Frequency (GHz)	Meter Reading (dBuV)	Det	AF PRE0213971 (dB/m)	Amp/Cbl/Fltr/Pad (dB)	DC Corr (dB)	Corrected Reading (dBuV/m)	Average Limit (dBuV/m)	Margin (dB)	Peak Limit (dBuV/m)	PK Margin (dB)	Azimuth (Degs)	Height (cm)	Polarity
1	2.4835	68.25	Pk	32.5	-36	0	64.75	-	-	74	-9.25	117	341	H
3	2.4835	52.77	RMS	32.5	-36	0	49.27	54	-4.73	-	-	117	341	H
2	2.48353	69.88	Pk	32.5	-36	0	66.38	-	-	74	-7.62	117	341	H
4	2.48353	54.56	RMS	32.5	-36	0	51.06	54	-2.94	-	-	117	341	H

Pk - Peak detector
RMS - RMS detection

UL VERIFICATION SERVICES INC.
47173 Benicia Street, Fremont, CA 94538; USA TEL:(510) 319-4000 FAX:(510) 661-0888

This report shall not be reproduced except in full, without the written approval of UL Verification Services Inc.

VERTICAL RESULT

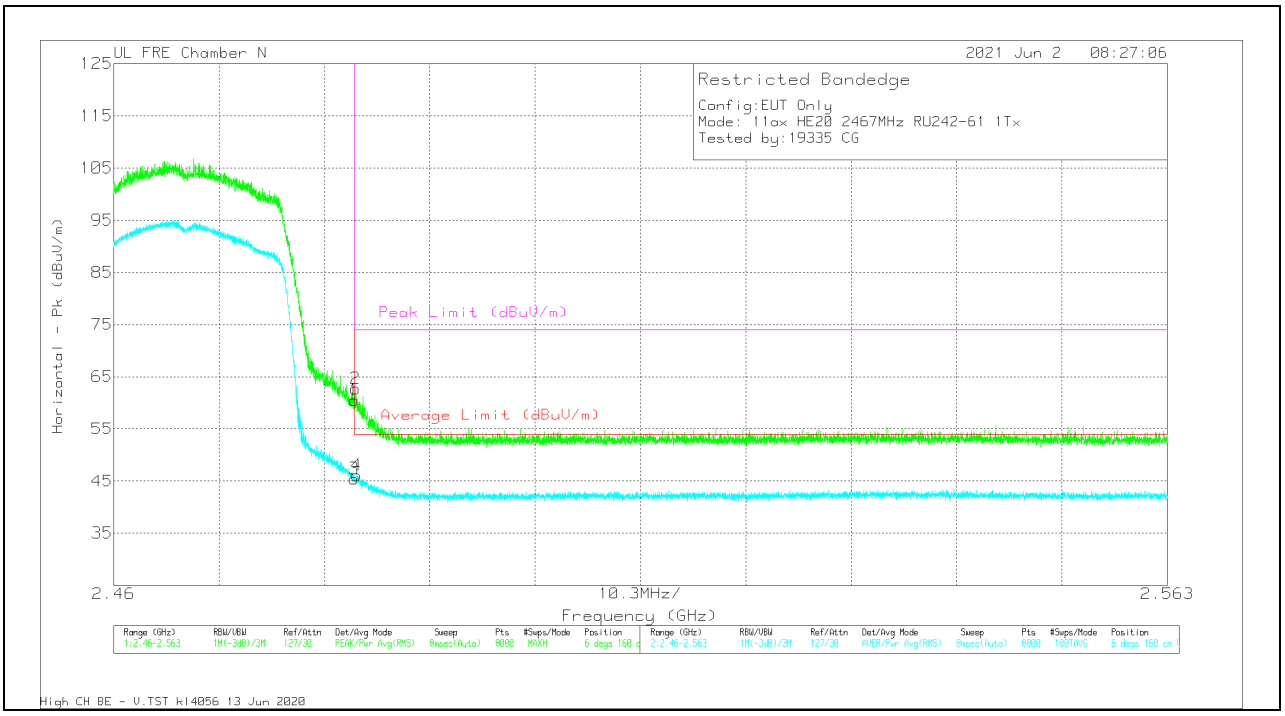

Trace Markers

Marker	Frequency (GHz)	Meter Reading (dBuV)	Det	AF PRE0213971 (dB/m)	Amp/Cbl/Fltr/Pad (dB)	DC Corr (dB)	Corrected Reading (dBuV/m)	Average Limit (dBuV/m)	Margin (dB)	Peak Limit (dBuV/m)	PK Margin (dB)	Azimuth (Degs)	Height (cm)	Polarity
1	2.4835	63.98	Pk	32.5	-36	0	60.48	-	-	74	-13.52	6	160	V
3	2.4835	48.88	RMS	32.5	-36	0	45.38	54	-8.62	-	-	6	160	V
2	2.48363	66.22	Pk	32.5	-36	0	62.72	-	-	74	-11.28	6	160	V
4	2.48376	49.59	RMS	32.5	-36	0	46.09	54	-7.91	-	-	6	160	V

Pk - Peak detector
RMS - RMS detection

UL VERIFICATION SERVICES INC.
47173 Benicia Street, Fremont, CA 94538; USA TEL:(510) 319-4000 FAX:(510) 661-0888

This report shall not be reproduced except in full, without the written approval of UL Verification Services Inc.

BANDEDGE (HIGH CHANNEL, CH 13)

HORIZONTAL RESULT

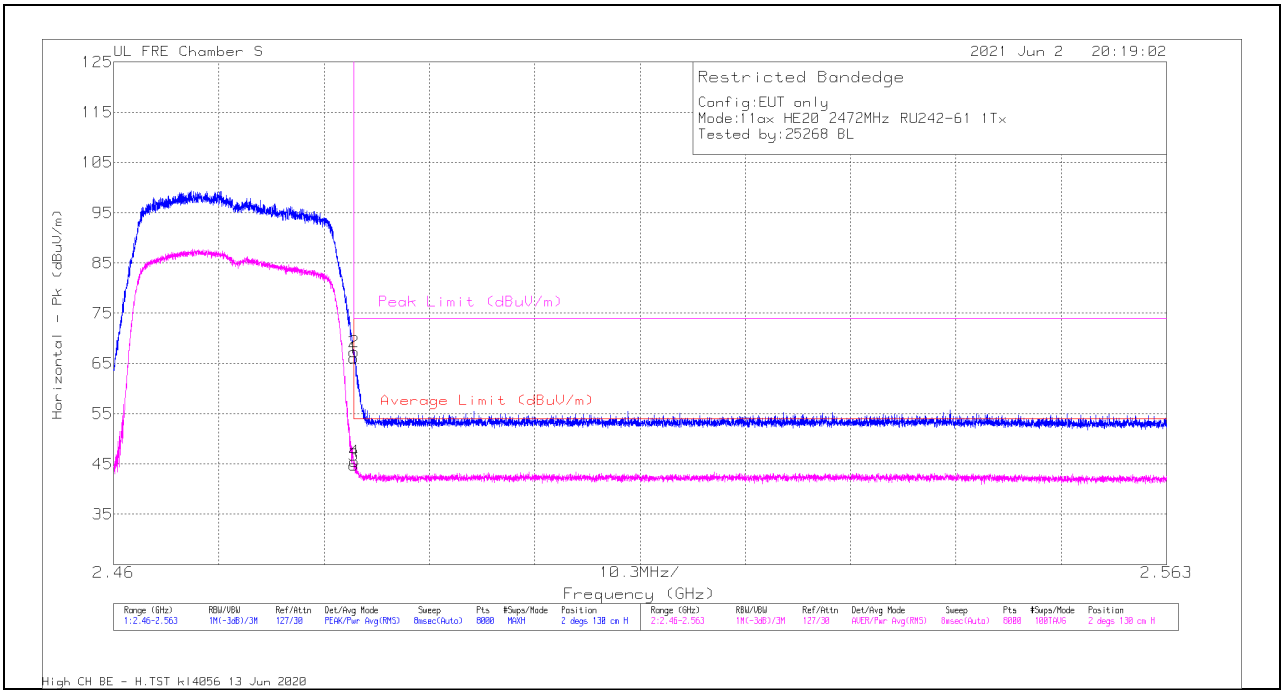

Trace Markers

Marker	Frequency (GHz)	Meter Reading (dBuV)	Det	AF PRE0213833 (dB/m)	Amp/Cbl/Fltr/Pad (dB)	DC Corr (dB)	Corrected Reading (dBuV/m)	Average Limit (dBuV/m)	Margin (dB)	Peak Limit (dBuV/m)	PK Margin (dB)	Azimuth (Degs)	Height (cm)	Polarity
1	2.4835	68.88	Pk	32.2	-35	0	66.08	-	-	74	-7.92	2	130	H
3	2.4835	47.55	RMS	32.2	-35	0	44.75	54	-9.25	-	-	2	130	H
2	2.48353	70.1	Pk	32.2	-35	0	67.3	-	-	74	-6.7	2	130	H
4	2.48358	48.34	RMS	32.2	-35	0	45.54	54	-8.46	-	-	2	130	H

Pk - Peak detector
RMS - RMS detection

UL VERIFICATION SERVICES INC.
47173 Benicia Street, Fremont, CA 94538; USA TEL:(510) 319-4000 FAX:(510) 661-0888

This report shall not be reproduced except in full, without the written approval of UL Verification Services Inc.

VERTICAL RESULT

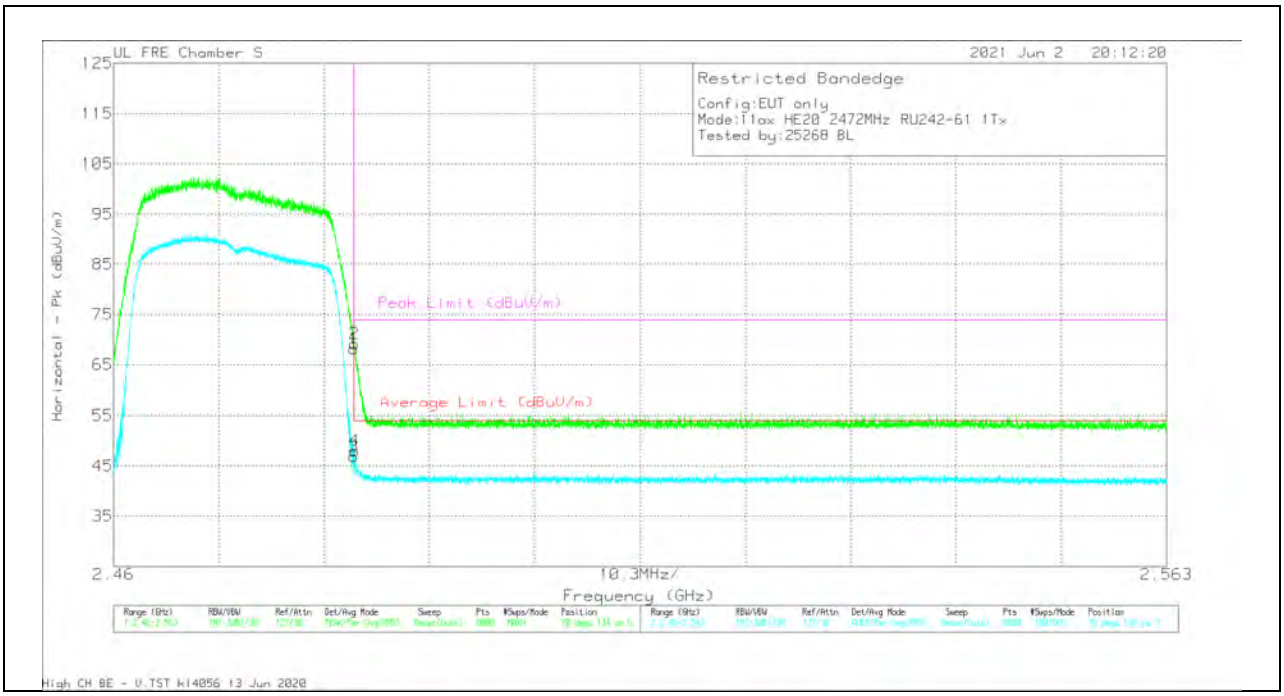

Trace Markers

Marker	Frequency (GHz)	Meter Reading (dBuV)	Det	AF PRE0213833 (dB/m)	Amp/Cbl/Fltr/Pad (dB)	DC Corr (dB)	Corrected Reading (dBuV/m)	Average Limit (dBuV/m)	Margin (dB)	Peak Limit (dBuV/m)	PK Margin (dB)	Azimuth (Degs)	Height (cm)	Polarity
1	2.4835	71.01	Pk	32.2	-35	0	68.21	-	-	74	-5.79	70	134	V
3	2.4835	49.72	RMS	32.2	-35	0	46.92	54	-7.08	-	-	70	134	V
2	2.48354	72.03	Pk	32.2	-35	0	69.23	-	-	74	-4.77	70	134	V
4	2.48356	50.8	RMS	32.2	-35	0	48	54	-6	-	-	70	134	V

Pk - Peak detector
RMS - RMS detection

UL VERIFICATION SERVICES INC.
47173 Benicia Street, Fremont, CA 94538; USA TEL:(510) 319-4000 FAX:(510) 661-0888

This report shall not be reproduced except in full, without the written approval of UL Verification Services Inc.

10.1.5. TX ABOVE 1 GHz 802.11ax HE20 2TX MODE IN THE 2.4 GHz BAND

2TX ANTENNA 4 + ANTENNA 3 OFDMA MODE: 26-Tone, RU Index 0

BANDEDGE (LOW CHANNEL, CH 1)

HORIZONTAL RESULT

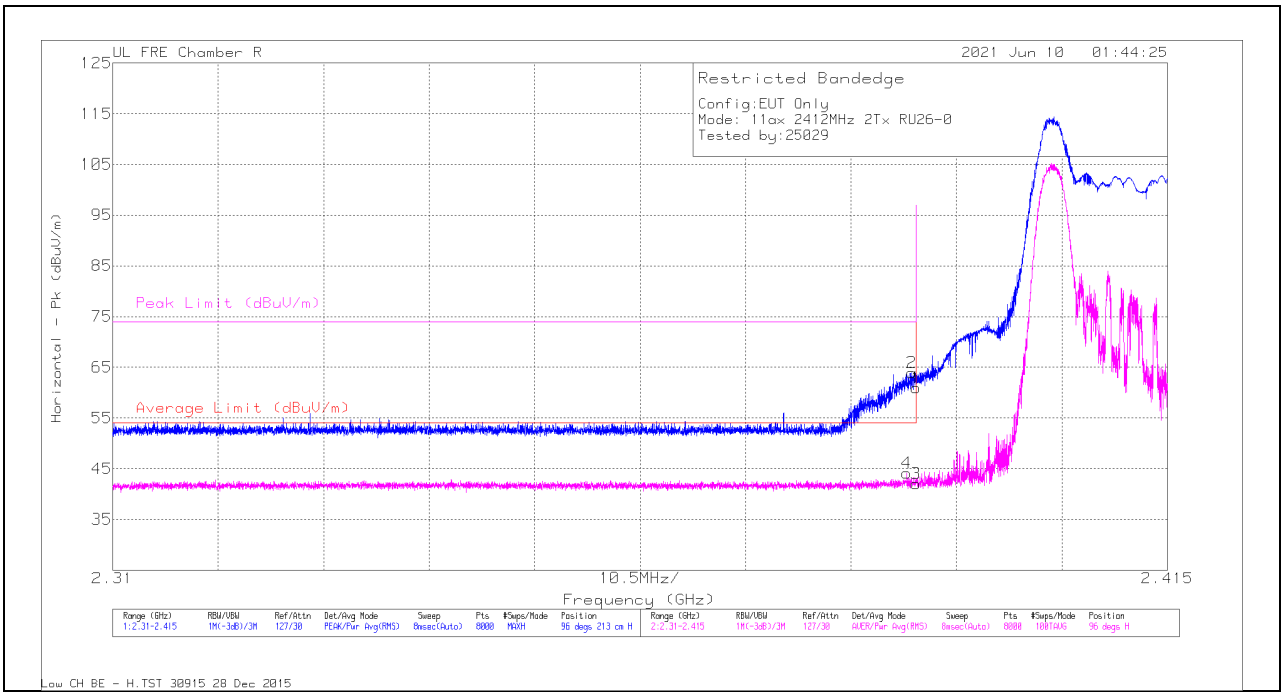

Trace Markers

Marker	Frequency (GHz)	Meter Reading (dBuV)	Det	AF PRE0213973 (dB/m)	Amp/Cbl/Fltr/Pad (dB)	DC Corr (dB)	Corrected Reading (dBuV/m)	Average Limit (dBuV/m)	Margin (dB)	Peak Limit (dBuV/m)	PK Margin (dB)	Azimuth (Degs)	Height (cm)	Polarity
1	* 2.39	64.39	Pk	32.1	-35.5	0	60.99	-	-	74	-13.01	96	213	H
2	* 2.38952	67.37	Pk	32.1	-35.5	0	63.97	-	-	74	-10.03	96	213	H
3	* 2.39	45.46	RMS	32.1	-35.5	0	42.06	54	-11.94	-	-	96	213	H
4	* 2.38905	47.52	RMS	32.1	-35.5	0	44.12	54	-9.88	-	-	96	213	H

* - indicates frequency in CFR47 Pt 15 / IC RSS-Restricted Band
Pk - Peak detector
RMS - RMS detection

UL VERIFICATION SERVICES INC.
47173 Benicia Street, Fremont, CA 94538; USA TEL:(510) 319-4000 FAX:(510) 661-0888

This report shall not be reproduced except in full, without the written approval of UL Verification Services Inc.

VERTICAL RESULT

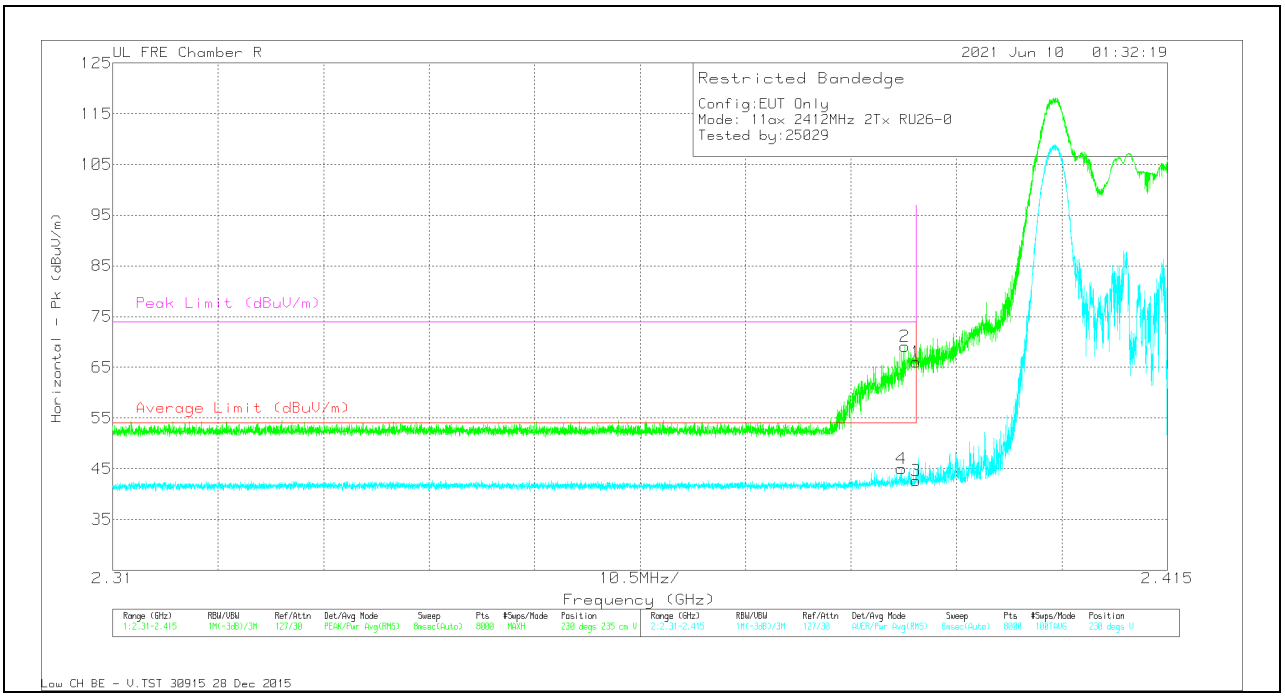

Trace Markers

Marker	Frequency (GHz)	Meter Reading (dBuV)	Det	AF PRE0213973 (dB/m)	Amp/Cbl/Fltr/Pad (dB)	DC Corr (dB)	Corrected Reading (dBuV/m)	Average Limit (dBuV/m)	Margin (dB)	Peak Limit (dBuV/m)	PK Margin (dB)	Azimuth (Degs)	Height (cm)	Polarity
1	* 2.39	69.38	Pk	32.1	-35.5	0	65.98	-	-	74	-8.02	230	235	V
2	* 2.38884	72.5	Pk	32.1	-35.5	0	69.1	-	-	74	-4.9	230	235	V
3	* 2.39	46.08	RMS	32.1	-35.5	0	42.68	54	-11.32	-	-	230	235	V
4	* 2.38851	48.41	RMS	32.1	-35.5	0	45.01	54	-8.99	-	-	230	235	V

* - indicates frequency in CFR47 Pt 15 / IC RSS-Restricted Band
Pk - Peak detector
RMS - RMS detection

UL VERIFICATION SERVICES INC.
47173 Benicia Street, Fremont, CA 94538; USA TEL:(510) 319-4000 FAX:(510) 661-0888

This report shall not be reproduced except in full, without the written approval of UL Verification Services Inc.

BANDEDGE (LOW CHANNEL, CH 2)

HORIZONTAL RESULT

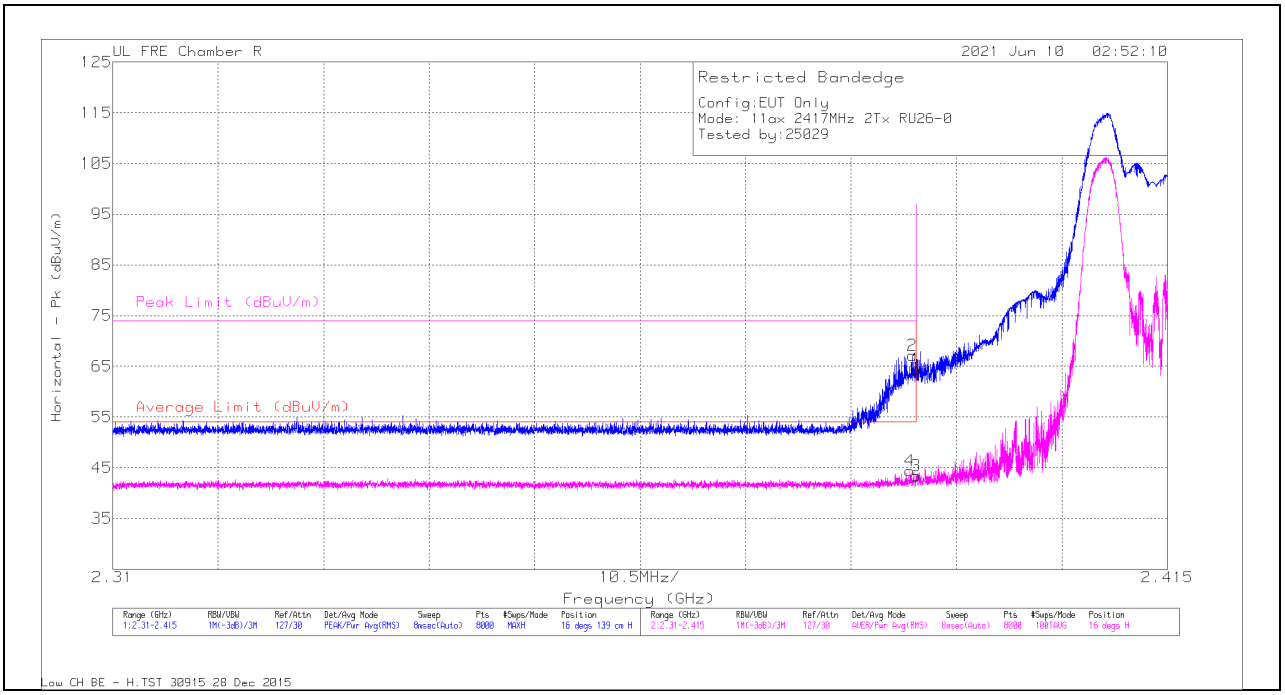

Trace Markers

Marker	Frequency (GHz)	Meter Reading (dBuV)	Det	AF PRE0213973 (dB/m)	Amp/Cbl/Fltr/Pad (dB)	DC Corr (dB)	Corrected Reading (dBuV/m)	Average Limit (dBuV/m)	Margin (dB)	Peak Limit (dBuV/m)	PK Margin (dB)	Azimuth (Degs)	Height (cm)	Polarity
1	* 2.39	67.8	Pk	32.1	-35.5	0	64.4	-	-	74	-9.6	16	139	H
2	* 2.38959	70.56	Pk	32.1	-35.5	0	67.16	-	-	74	-6.84	16	139	H
3	* 2.39	46.75	RMS	32.1	-35.5	0	43.35	54	-10.65	-	-	16	139	H
4	* 2.38935	47.76	RMS	32.1	-35.5	0	44.36	54	-9.64	-	-	16	139	H

* - indicates frequency in CFR47 Pt 15 / IC RSS-Restricted Band
Pk - Peak detector
RMS - RMS detection

UL VERIFICATION SERVICES INC.
47173 Benicia Street, Fremont, CA 94538; USA TEL:(510) 319-4000 FAX:(510) 661-0888

This report shall not be reproduced except in full, without the written approval of UL Verification Services Inc.

VERTICAL RESULT

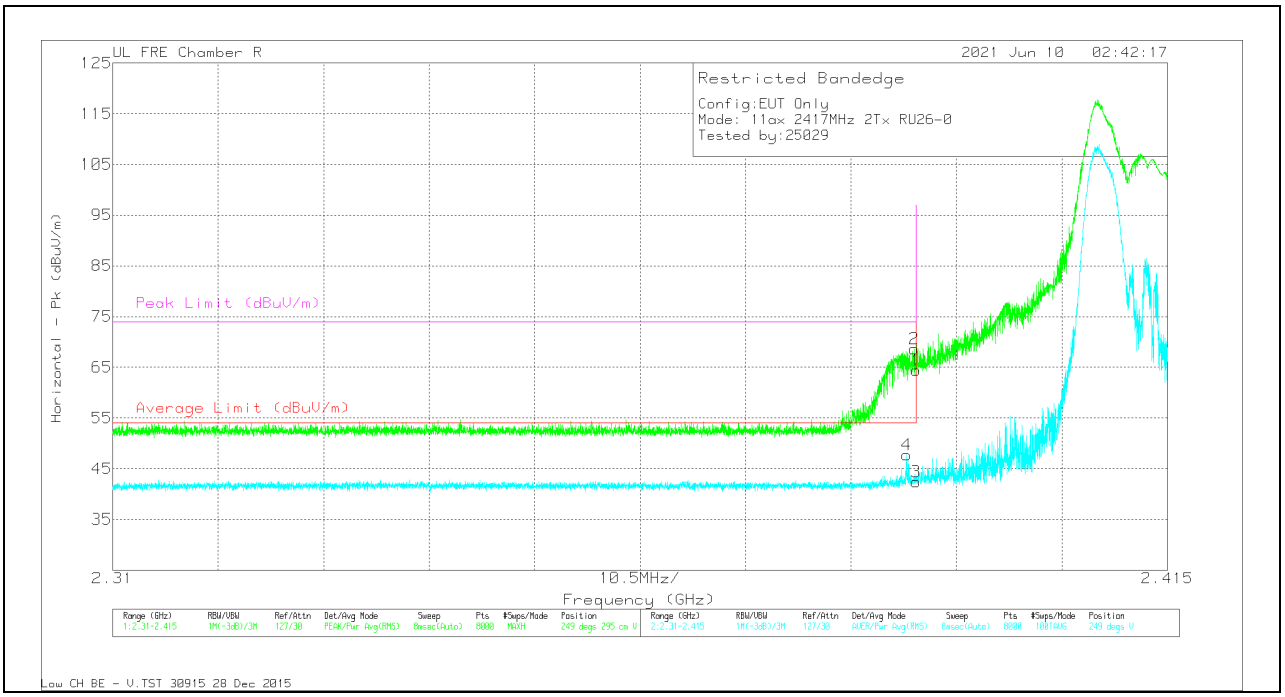

Trace Markers

Marker	Frequency (GHz)	Meter Reading (dBuV)	Det	AF PRE0213973 (dB/m)	Amp/Cbl/Fltr/Pad (dB)	DC Corr (dB)	Corrected Reading (dBuV/m)	Average Limit (dBuV/m)	Margin (dB)	Peak Limit (dBuV/m)	PK Margin (dB)	Azimuth (Degs)	Height (cm)	Polarity
1	* 2.39	67.81	Pk	32.1	-35.5	0	64.41	-	-	74	-9.59	249	295	V
2	* 2.3898	72.04	Pk	32.1	-35.5	0	68.64	-	-	74	-5.36	249	295	V
3	* 2.39	45.79	RMS	32.1	-35.5	0	42.39	54	-11.61	-	-	249	295	V
4	* 2.38904	51.14	RMS	32.1	-35.5	0	47.74	54	-6.26	-	-	249	295	V

* - indicates frequency in CFR47 Pt 15 / IC RSS-Restricted Band
Pk - Peak detector
RMS - RMS detection

UL VERIFICATION SERVICES INC.
47173 Benicia Street, Fremont, CA 94538; USA TEL:(510) 319-4000 FAX:(510) 661-0888

This report shall not be reproduced except in full, without the written approval of UL Verification Services Inc.

BANDEDGE (LOW CHANNEL, CH 3)

HORIZONTAL RESULT

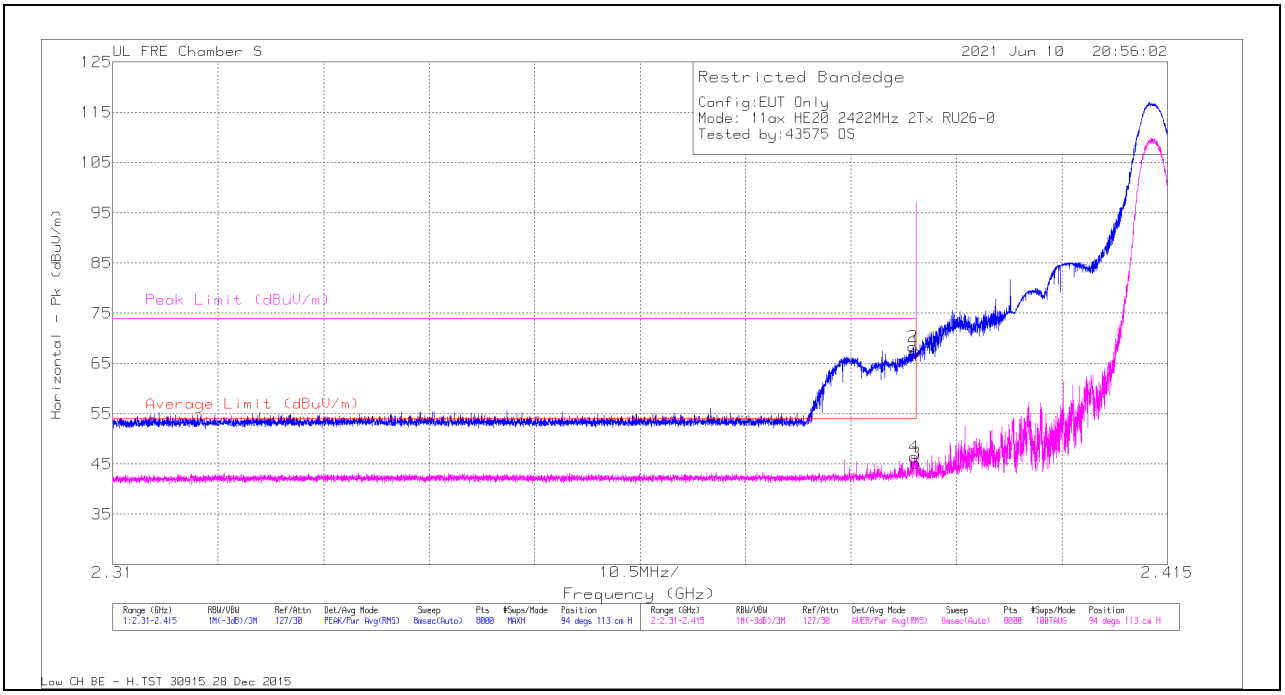

Trace Markers

Marker	Frequency (GHz)	Meter Reading (dBuV)	Det	AF PRE0213833 (dB/m)	Amp/Cbl/Fltr/Pad (dB)	DC Corr (dB)	Corrected Reading (dBuV/m)	Average Limit (dBuV/m)	Margin (dB)	Peak Limit (dBuV/m)	PK Margin (dB)	Azimuth (Degs)	Height (cm)	Polarity
2	2.38968	71.24	Pk	32.3	-35.2	0	68.34	-	-	74	-5.66	94	113	H
4	2.38977	49.29	RMS	32.3	-35.2	0	46.39	54	-7.61	-	-	94	113	H
1	2.39	70.37	Pk	32.3	-35.2	0	67.47	-	-	74	-6.53	94	113	H
3	2.39	48.08	RMS	32.3	-35.2	0	45.18	54	-8.82	-	-	94	113	H

Pk - Peak detector
RMS - RMS detection

UL VERIFICATION SERVICES INC.
47173 Benicia Street, Fremont, CA 94538; USA TEL:(510) 319-4000 FAX:(510) 661-0888

This report shall not be reproduced except in full, without the written approval of UL Verification Services Inc.

VERTICAL RESULT

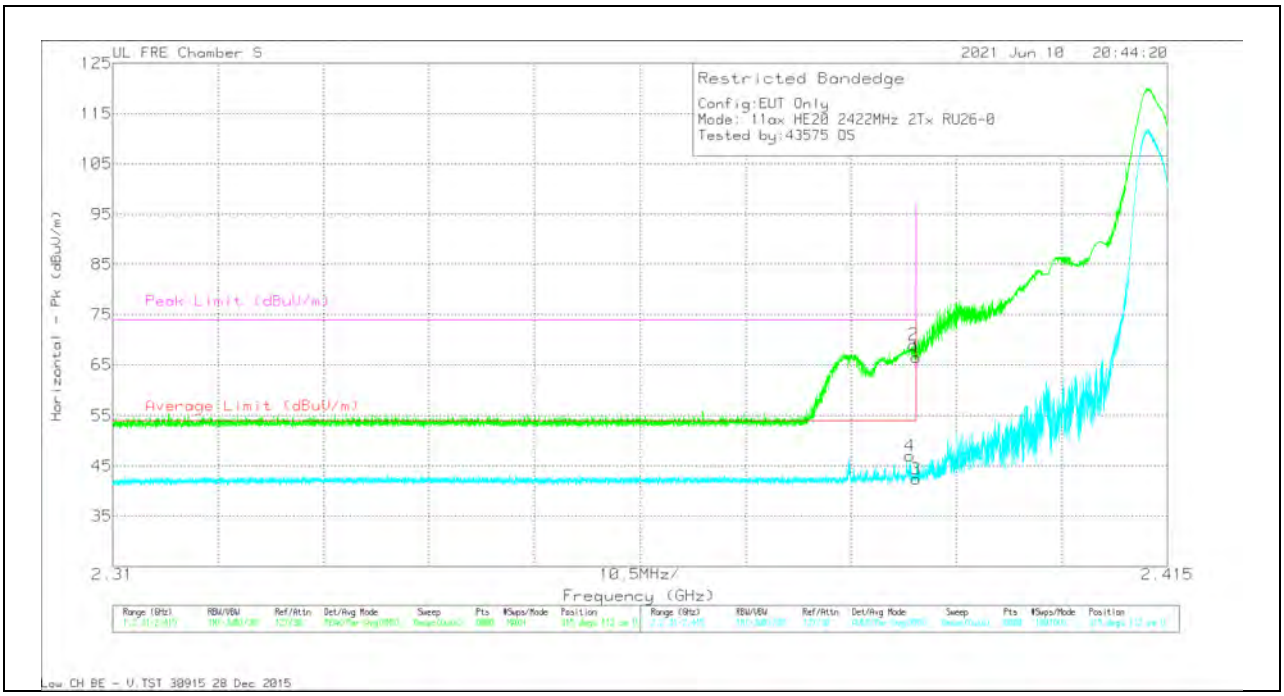

Trace Markers

Marker	Frequency (GHz)	Meter Reading (dBuV)	Det	AF PRE0213833 (dB/m)	Amp/Cbl/Fltr/Pad (dB)	DC Corr (dB)	Corrected Reading (dBuV/m)	Average Limit (dBuV/m)	Margin (dB)	Peak Limit (dBuV/m)	PK Margin (dB)	Azimuth (Degs)	Height (cm)	Polarity
4	2.38933	49.9	RMS	32.3	-35.2	0	47	54	-7	-	-	315	112	V
2	2.38972	71.91	Pk	32.3	-35.2	0	69.01	-	-	74	-4.99	315	112	V
1	2.39	69.4	Pk	32.3	-35.2	0	66.5	-	-	74	-7.5	315	112	V
3	2.39	45.28	RMS	32.3	-35.2	0	42.38	54	-11.62	-	-	315	112	V

Pk - Peak detector
RMS - RMS detection

UL VERIFICATION SERVICES INC.
47173 Benicia Street, Fremont, CA 94538; USA TEL:(510) 319-4000 FAX:(510) 661-0888

This report shall not be reproduced except in full, without the written approval of UL Verification Services Inc.

BANDEDGE (LOW CHANNEL, CH 4)

HORIZONTAL RESULT

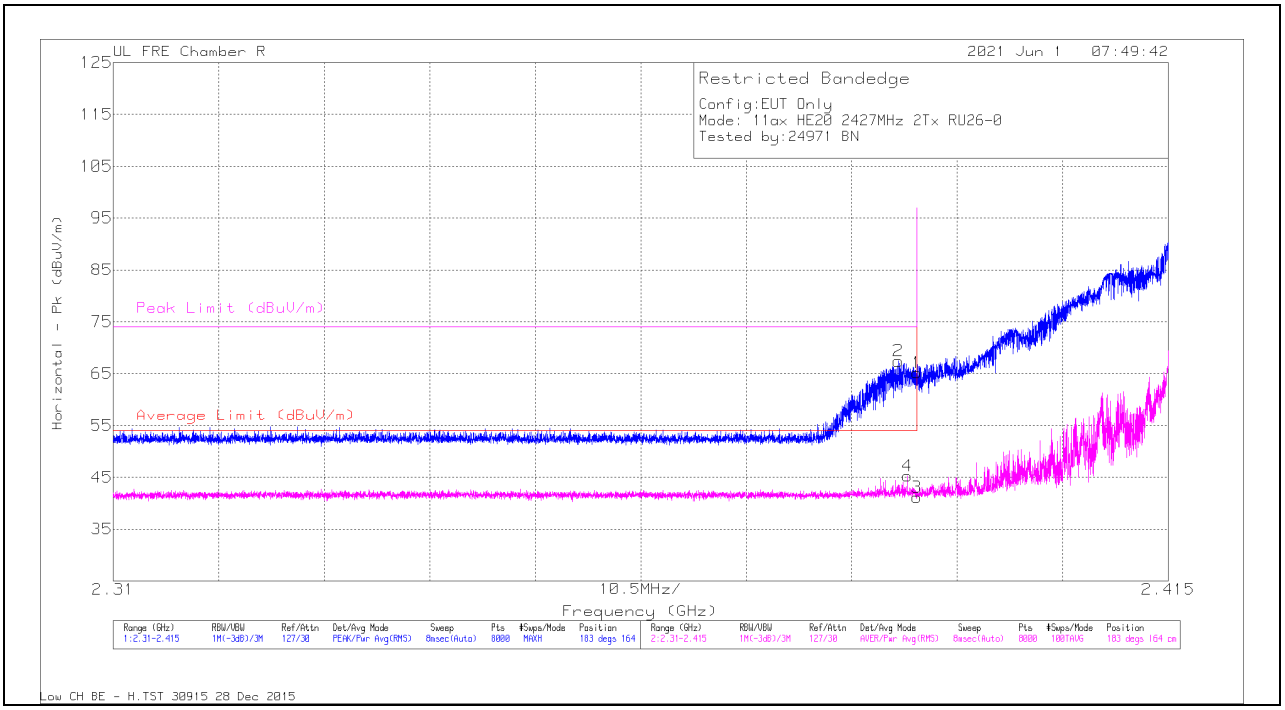

Trace Markers

Marker	Frequency (GHz)	Meter Reading (dBuV)	Det	AF PRE0213973 (dB/m)	Amp/Cbl/Fltr/Pad (dB)	DC Corr (dB)	Corrected Reading (dBuV/m)	Average Limit (dBuV/m)	Margin (dB)	Peak Limit (dBuV/m)	PK Margin (dB)	Azimuth (Degs)	Height (cm)	Polarity
2	2.38813	70.82	Pk	32.1	-35.5	0	67.42	-	-	74	-6.58	183	164	H
4	2.38904	48.65	RMS	32.1	-35.5	0	45.25	54	-8.75	-	-	183	164	H
1	2.39	68.54	Pk	32.1	-35.5	0	65.14	-	-	74	-8.86	183	164	H
3	2.39	44.5	RMS	32.1	-35.5	0	41.1	54	-12.9	-	-	183	164	H

Pk - Peak detector
RMS - RMS detection

UL VERIFICATION SERVICES INC.
47173 Benicia Street, Fremont, CA 94538; USA TEL:(510) 319-4000 FAX:(510) 661-0888

This report shall not be reproduced except in full, without the written approval of UL Verification Services Inc.

VERTICAL RESULT

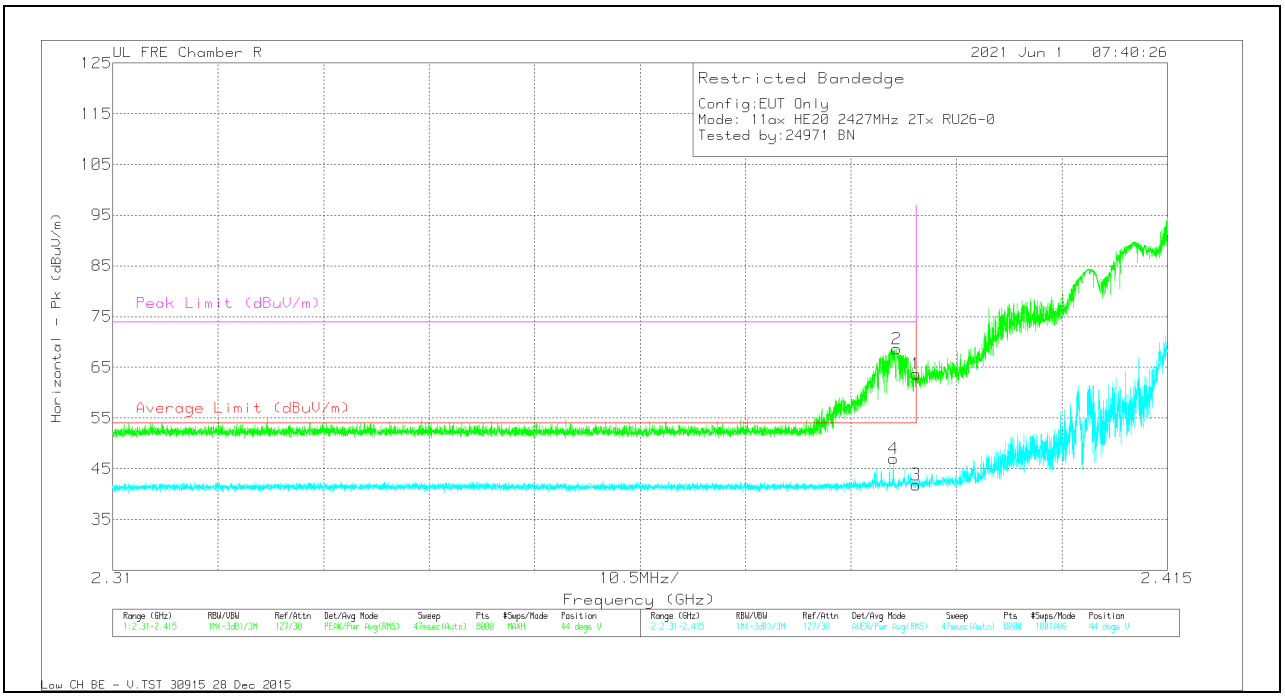

Trace Markers

Marker	Frequency (GHz)	Meter Reading (dBuV)	Det	AF PRE0213973 (dB/m)	Amp/Cbl/Fltr/Pad (dB)	DC Corr (dB)	Corrected Reading (dBuV/m)	Average Limit (dBuV/m)	Margin (dB)	Peak Limit (dBuV/m)	PK Margin (dB)	Azimuth (Degs)	Height (cm)	Polarity
1	* 2.39	67.12	Pk	32.1	-35.5	0	63.72	-	-	74	-10.28	44	115	V
2	* 2.38803	72	Pk	32.1	-35.5	0	68.6	-	-	74	-5.4	44	115	V
3	* 2.39	45.25	RMS	32.1	-35.5	0	41.85	54	-12.15	-	-	44	115	V
4	* 2.38771	50.39	RMS	32.1	-35.5	0	46.99	54	-7.01	-	-	44	115	V

Pk - Peak detector
RMS - RMS detection

UL VERIFICATION SERVICES INC.
47173 Benicia Street, Fremont, CA 94538; USA TEL:(510) 319-4000 FAX:(510) 661-0888

This report shall not be reproduced except in full, without the written approval of UL Verification Services Inc.

2TX ANTENNA 4 + ANTENNA 3 OFDMA MODE: 26-Tone, RU Index 8

BANDEDGE (HIGH CHANNEL, CH 9)

HORIZONTAL RESULT

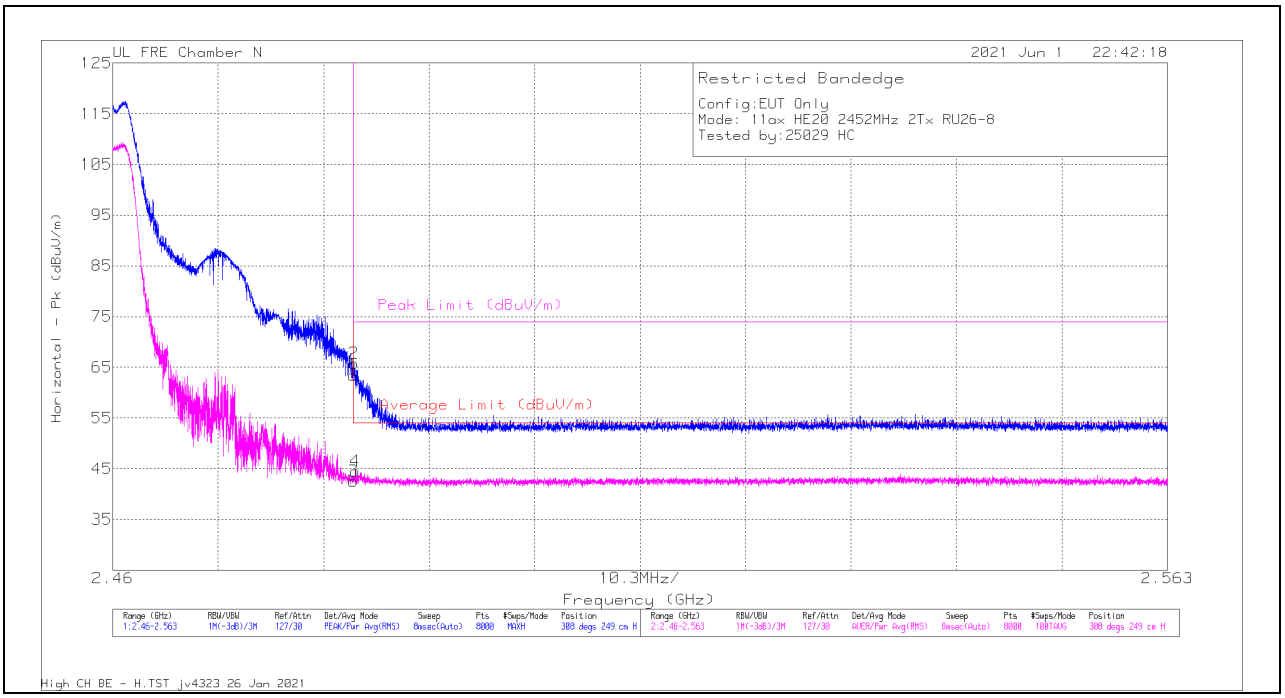

Trace Markers

Marker	Frequency (GHz)	Meter Reading (dBuV)	Det	AF PRE0213971 (dB/m)	Amp/Cbl/Fltr/Pad (dB)	DC Corr (dB)	Corrected Reading (dBuV/m)	Average Limit (dBuV/m)	Margin (dB)	Peak Limit (dBuV/m)	PK Margin (dB)	Azimuth (Degs)	Height (cm)	Polarity
1	2.4835	66.95	Pk	32.5	-36	0	63.45	-	-	74	-10.55	308	249	H
3	2.4835	46.02	RMS	32.5	-36	0	42.52	54	-11.48	-	-	308	249	H
2	2.48354	69.31	Pk	32.5	-36	0	65.81	-	-	74	-8.19	308	249	H
4	2.48371	47.99	RMS	32.5	-36	0	44.49	54	-9.51	-	-	308	249	H

Pk - Peak detector
RMS - RMS detection

UL VERIFICATION SERVICES INC.
47173 Benicia Street, Fremont, CA 94538; USA TEL:(510) 319-4000 FAX:(510) 661-0888

This report shall not be reproduced except in full, without the written approval of UL Verification Services Inc.

VERTICAL RESULT

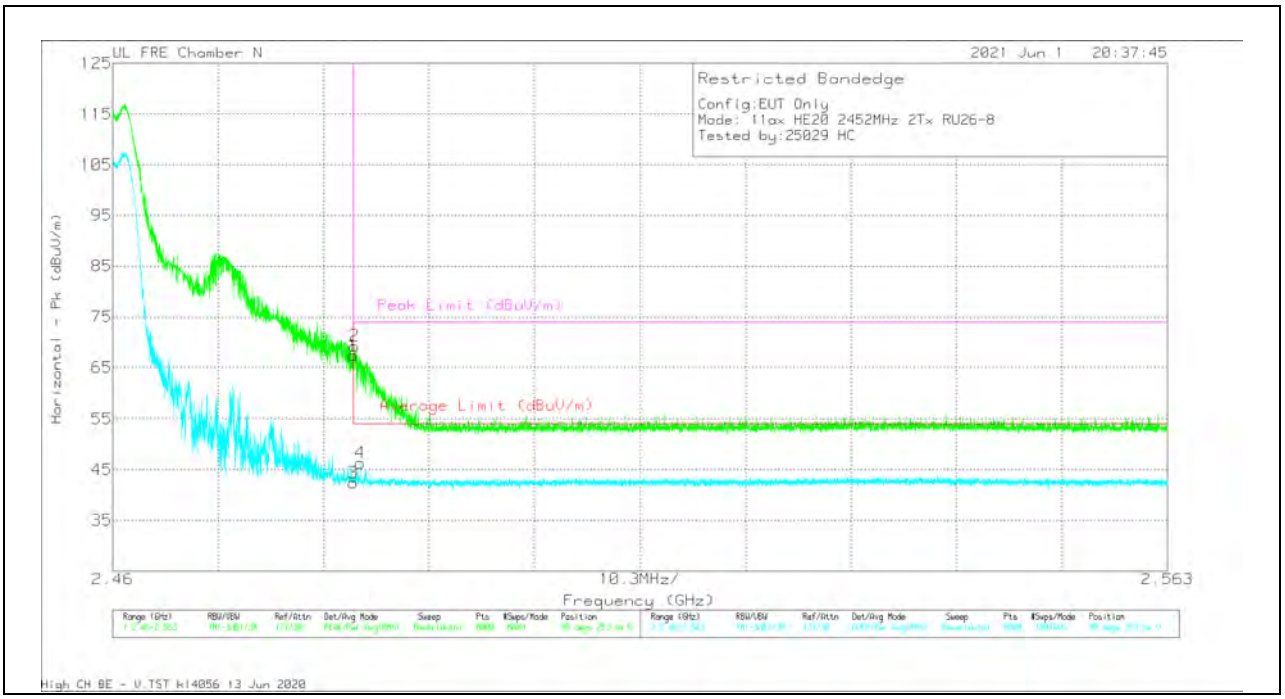

Trace Markers

Marker	Frequency (GHz)	Meter Reading (dBuV)	Det	AF PRE0213971 (dB/m)	Amp/Cbl/Fltr/Pad (dB)	DC Corr (dB)	Corrected Reading (dBuV/m)	Average Limit (dBuV/m)	Margin (dB)	Peak Limit (dBuV/m)	PK Margin (dB)	Azimuth (Degs)	Height (cm)	Polarity
1	2.4835	70.92	Pk	32.5	-36	0	67.42	-	-	74	-6.58	98	253	V
3	2.4835	45.93	RMS	32.5	-36	0	42.43	54	-11.57	-	-	98	253	V
2	2.4836	72.81	Pk	32.5	-36	0	69.31	-	-	74	-4.69	98	253	V
4	2.48416	49.81	RMS	32.5	-36	0	46.31	54	-7.69	-	-	98	253	V

Pk - Peak detector
RMS - RMS detection

UL VERIFICATION SERVICES INC.
47173 Benicia Street, Fremont, CA 94538; USA TEL:(510) 319-4000 FAX:(510) 661-0888

This report shall not be reproduced except in full, without the written approval of UL Verification Services Inc.

BANDEDGE (HIGH CHANNEL, CH 10)

HORIZONTAL RESULT

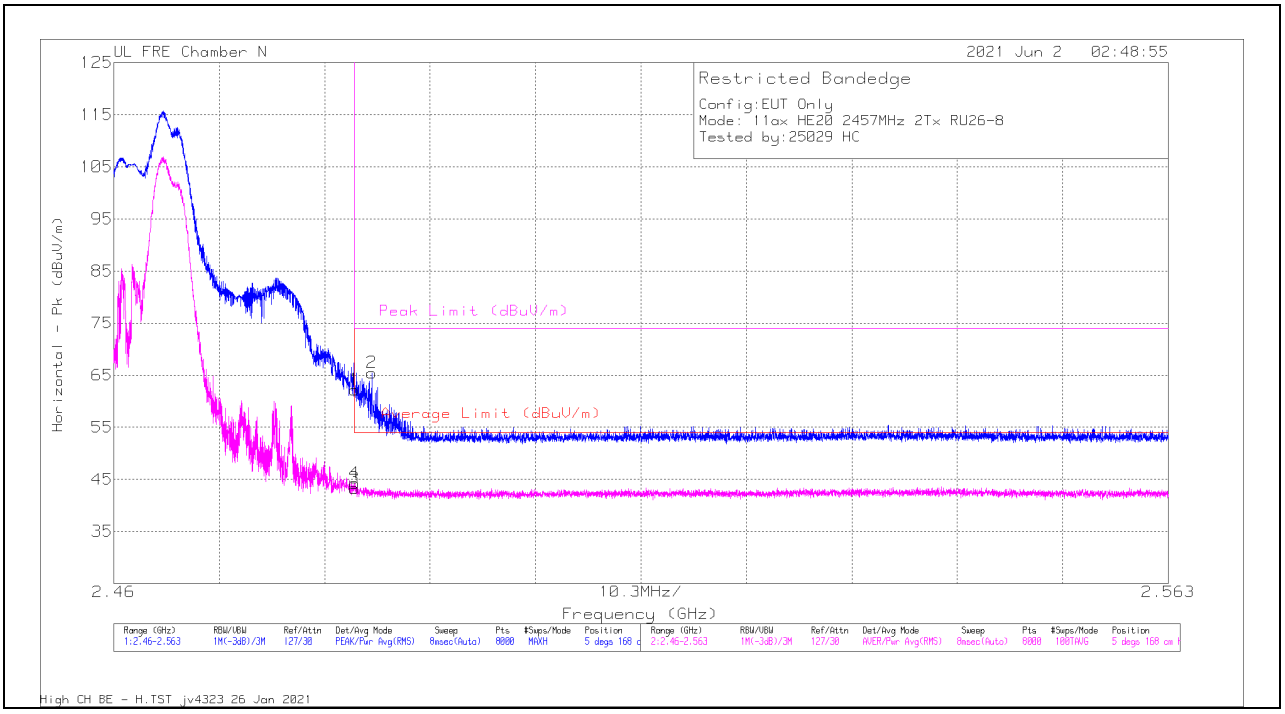

Trace Markers

Marker	Frequency (GHz)	Meter Reading (dBuV)	Det	AF PRE0213971 (dB/m)	Amp/Cbl/Fltr/Pad (dB)	DC Corr (dB)	Corrected Reading (dBuV/m)	Average Limit (dBuV/m)	Margin (dB)	Peak Limit (dBuV/m)	PK Margin (dB)	Azimuth (Degs)	Height (cm)	Polarity
1	2.4835	65.68	Pk	32.5	-36	0	62.18	-	-	74	-11.82	5	168	H
3	2.4835	46.8	RMS	32.5	-36	0	43.3	54	-10.7	-	-	5	168	H
4	2.48354	47.78	RMS	32.5	-36	0	44.28	54	-9.72	-	-	5	168	H
2	2.48521	68.98	Pk	32.5	-36	0	65.48	-	-	74	-8.52	5	168	H

Pk - Peak detector
RMS - RMS detection

UL VERIFICATION SERVICES INC.
47173 Benicia Street, Fremont, CA 94538; USA TEL:(510) 319-4000 FAX:(510) 661-0888

This report shall not be reproduced except in full, without the written approval of UL Verification Services Inc.

VERTICAL RESULT

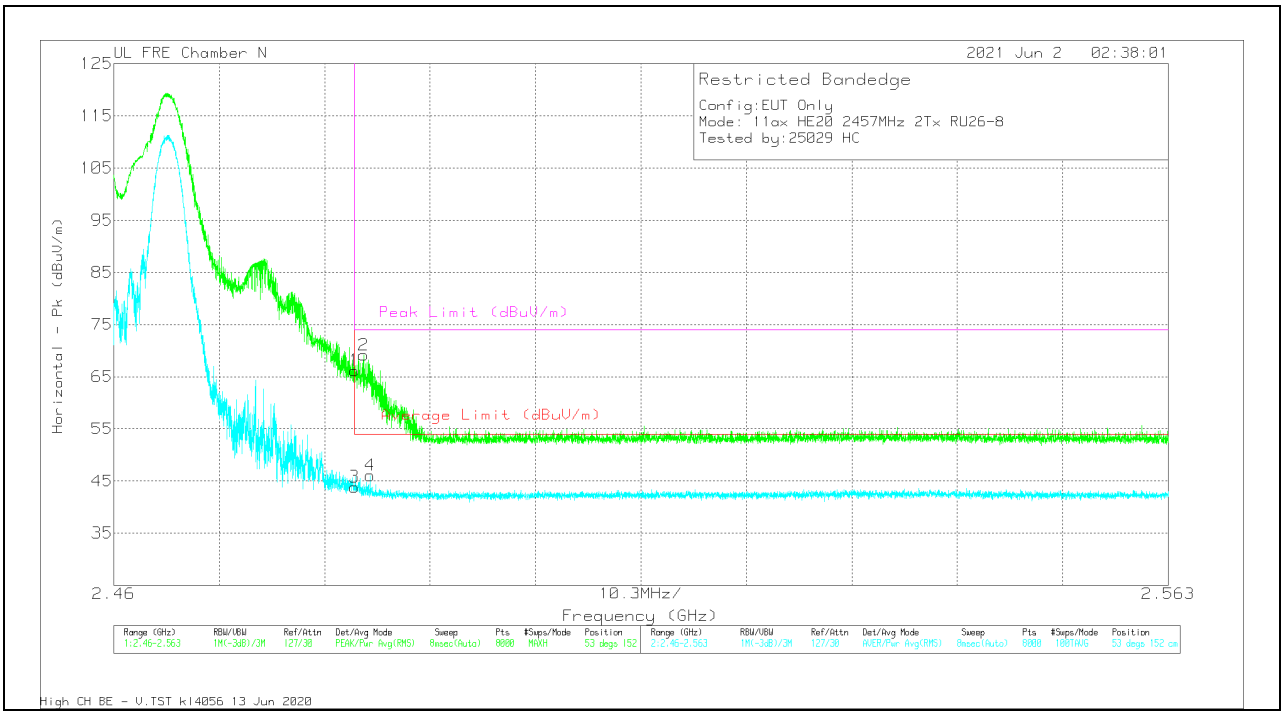

Trace Markers

Marker	Frequency (GHz)	Meter Reading (dBuV)	Det	AF PRE0213971 (dB/m)	Amp/Cbl/Fltr/Pad (dB)	DC Corr (dB)	Corrected Reading (dBuV/m)	Average Limit (dBuV/m)	Margin (dB)	Peak Limit (dBuV/m)	PK Margin (dB)	Azimuth (Degs)	Height (cm)	Polarity
1	2.4835	69.68	Pk	32.5	-36	0	66.18	-	-	74	-7.82	53	152	V
3	2.4835	47.36	RMS	32.5	-36	0	43.86	54	-10.14	-	-	53	152	V
2	2.48441	72.64	Pk	32.5	-36	0	69.14	-	-	74	-4.86	53	152	V
4	2.48505	49.56	RMS	32.5	-36	0	46.06	54	-7.94	-	-	53	152	V

Pk - Peak detector
RMS - RMS detection

UL VERIFICATION SERVICES INC.
47173 Benicia Street, Fremont, CA 94538; USA TEL:(510) 319-4000 FAX:(510) 661-0888

This report shall not be reproduced except in full, without the written approval of UL Verification Services Inc.

BANDEDGE (HIGH CHANNEL, CH 11)

HORIZONTAL RESULT

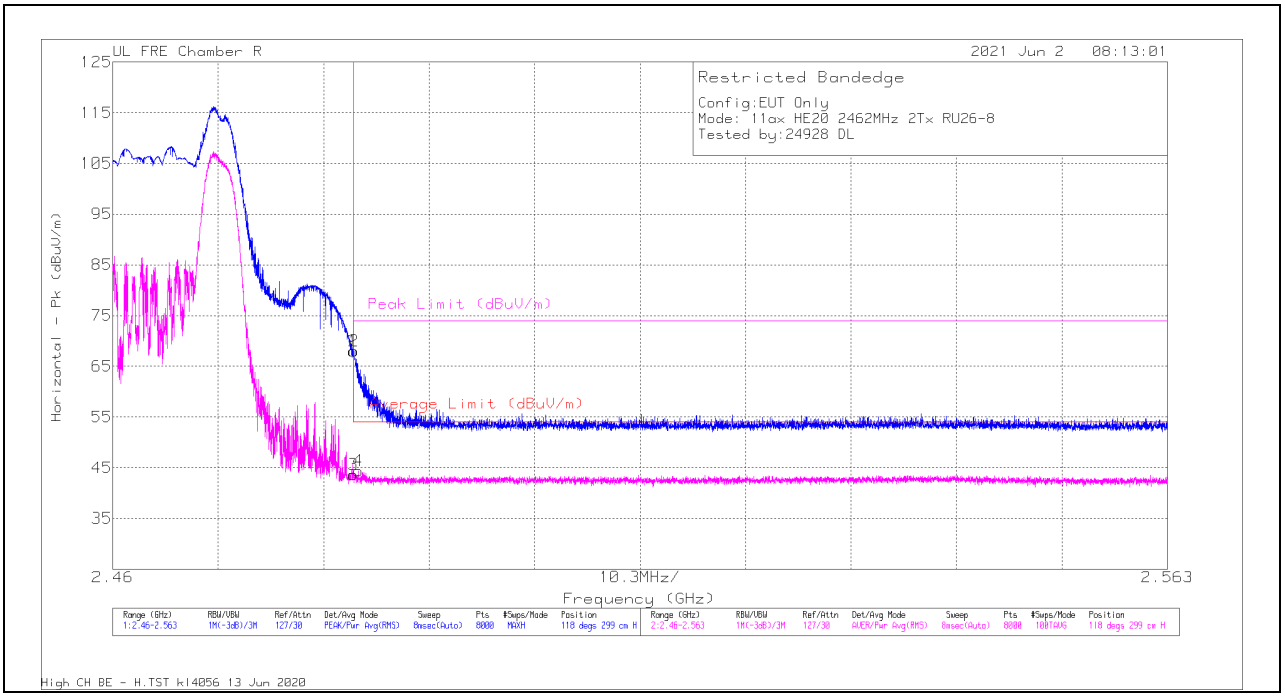

Trace Markers

Marker	Frequency (GHz)	Meter Reading (dBuV)	Det	AF PRE0213973 (dB/m)	Amp/Cbl/Fltr/Pad (dB)	DC Corr (dB)	Corrected Reading (dBuV/m)	Average Limit (dBuV/m)	Margin (dB)	Peak Limit (dBuV/m)	PK Margin (dB)	Azimuth (Degs)	Height (cm)	Polarity
1	2.4835	70.87	Pk	32.5	-35.3	0	68.07	-	-	74	-5.93	118	299	H
3	2.4835	46.44	RMS	32.5	-35.3	0	43.64	54	-10.36	-	-	118	299	H
2	2.48354	70.77	Pk	32.5	-35.3	0	67.97	-	-	74	-6.03	118	299	H
4	2.48396	47.18	RMS	32.5	-35.3	0	44.38	54	-9.62	-	-	118	299	H

Pk - Peak detector
RMS - RMS detection

UL VERIFICATION SERVICES INC.
47173 Benicia Street, Fremont, CA 94538; USA TEL:(510) 319-4000 FAX:(510) 661-0888

This report shall not be reproduced except in full, without the written approval of UL Verification Services Inc.

VERTICAL RESULT

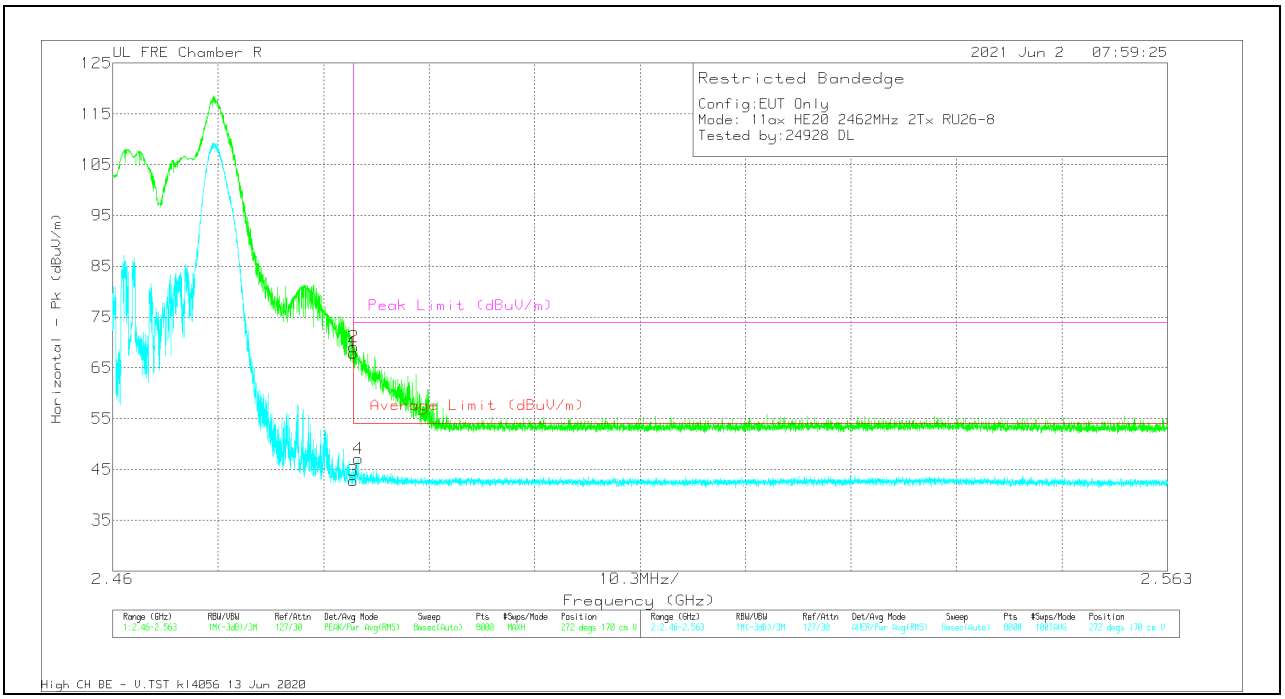

Trace Markers

Marker	Frequency (GHz)	Meter Reading (dBuV)	Det	AF PRE0213973 (dB/m)	Amp/Cbl/Fltr/Pad (dB)	DC Corr (dB)	Corrected Reading (dBuV/m)	Average Limit (dBuV/m)	Margin (dB)	Peak Limit (dBuV/m)	PK Margin (dB)	Azimuth (Degs)	Height (cm)	Polarity
1	2.4835	70.75	Pk	32.5	-35.3	0	67.95	-	-	74	-6.05	272	170	V
3	2.4835	45.58	RMS	32.5	-35.3	0	42.78	54	-11.22	-	-	272	170	V
2	2.48353	71.89	Pk	32.5	-35.3	0	69.09	-	-	74	-4.91	272	170	V
4	2.48399	49.92	RMS	32.5	-35.3	0	47.12	54	-6.88	-	-	272	170	V

Pk - Peak detector
RMS - RMS detection

UL VERIFICATION SERVICES INC.
47173 Benicia Street, Fremont, CA 94538; USA TEL:(510) 319-4000 FAX:(510) 661-0888

This report shall not be reproduced except in full, without the written approval of UL Verification Services Inc.

BANDEDGE (HIGH CHANNEL, CH 12)

HORIZONTAL RESULT

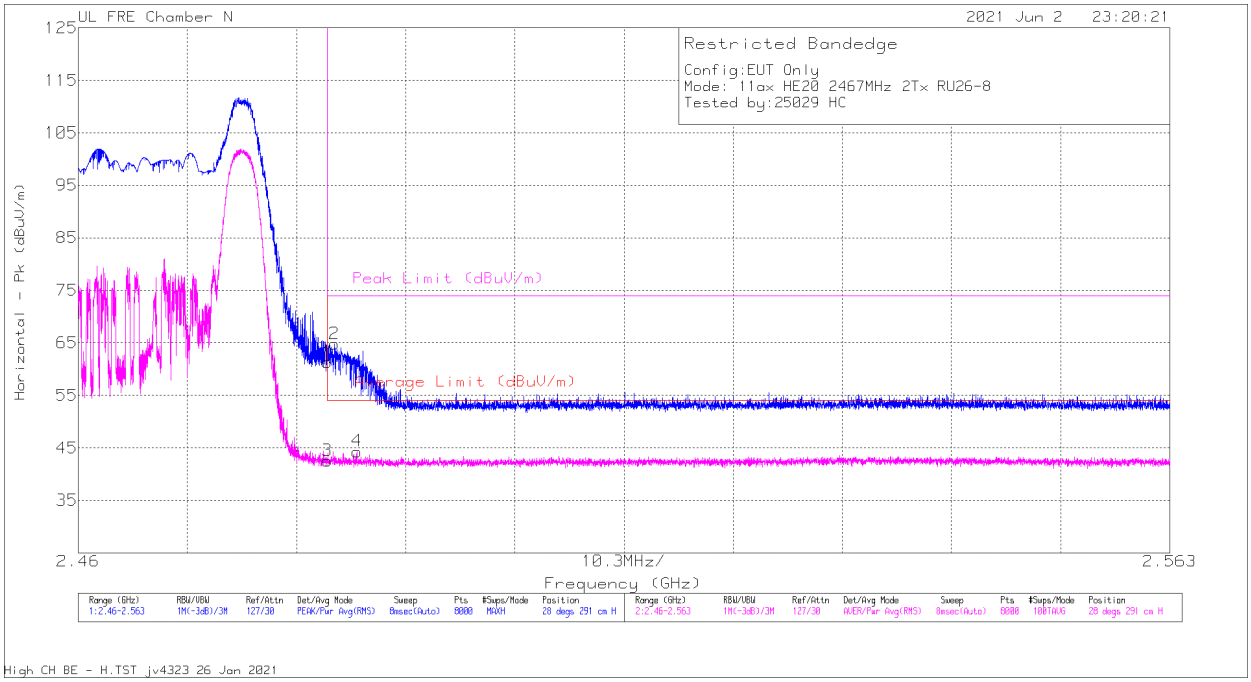

Trace Markers

Marker	Frequency (GHz)	Meter Reading (dBuV)	Det	AF PRE0213971 (dB/m)	Amp/Cbl/Fltr/Pad (dB)	DC Corr (dB)	Corrected Reading (dBuV/m)	Average Limit (dBuV/m)	Margin (dB)	Peak Limit (dBuV/m)	PK Margin (dB)	Azimuth (Degs)	Height (cm)	Polarity
1	2.4835	64.79	Pk	32.5	-36	0	61.29	-	-	74	-12.71	28	291	H
3	2.4835	46.01	RMS	32.5	-36	0	42.51	54	-11.49	-	-	28	291	H
2	2.4842	68.33	Pk	32.5	-36	0	64.83	-	-	74	-9.17	28	291	H
4	2.48628	47.73	RMS	32.5	-35.9	0	44.33	54	-9.67	-	-	28	291	H

Pk - Peak detector
RMS - RMS detection

UL VERIFICATION SERVICES INC.
47173 Benicia Street, Fremont, CA 94538; USA TEL:(510) 319-4000 FAX:(510) 661-0888

This report shall not be reproduced except in full, without the written approval of UL Verification Services Inc.

VERTICAL RESULT

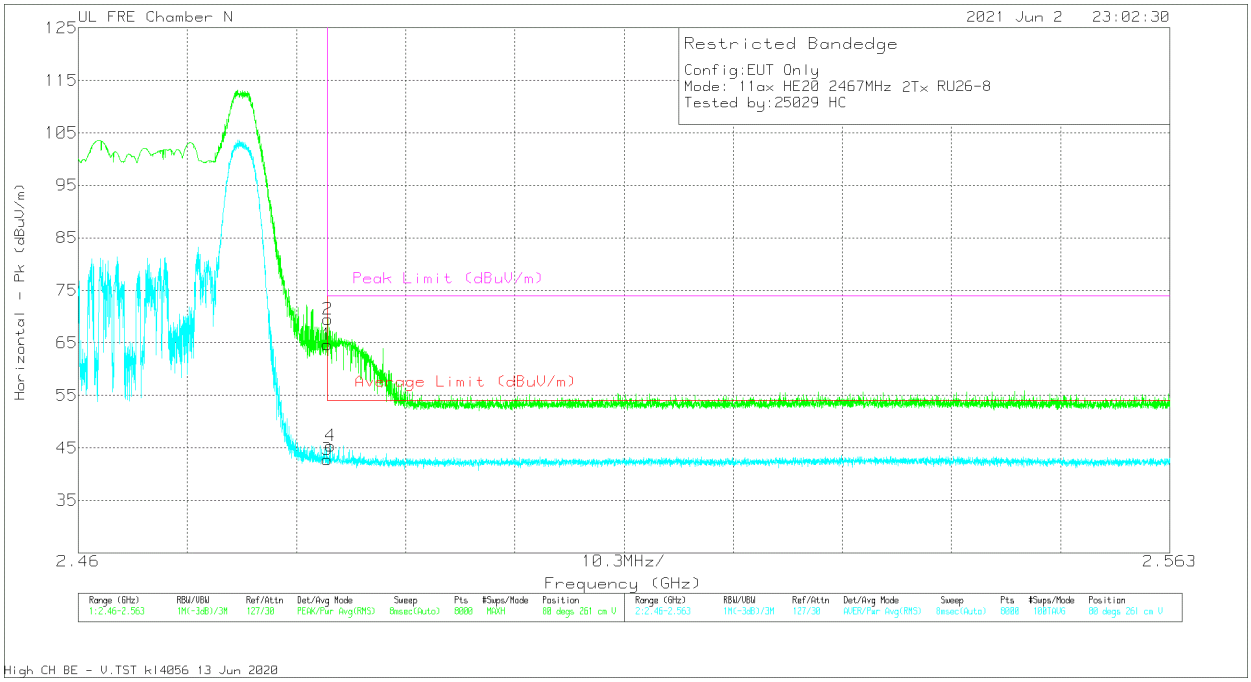

Trace Markers

Marker	Frequency (GHz)	Meter Reading (dBuV)	Det	AF PRE0213971 (dB/m)	Amp/Cbl/Fltr/Pad (dB)	DC Corr (dB)	Corrected Reading (dBuV/m)	Average Limit (dBuV/m)	Margin (dB)	Peak Limit (dBuV/m)	PK Margin (dB)	Azimuth (Degs)	Height (cm)	Polarity
1	2.4835	68.21	Pk	32.5	-36	0	64.71	-	-	74	-9.29	80	261	V
3	2.4835	46.27	RMS	32.5	-36	0	42.77	54	-11.23	-	-	80	261	V
2	2.48354	72.96	Pk	32.5	-36	0	69.46	-	-	74	-4.54	80	261	V
4	2.48381	48.85	RMS	32.5	-36	0	45.35	54	-8.65	-	-	80	261	V

Pk - Peak detector
RMS - RMS detection

UL VERIFICATION SERVICES INC.
47173 Benicia Street, Fremont, CA 94538; USA TEL:(510) 319-4000 FAX:(510) 661-0888

This report shall not be reproduced except in full, without the written approval of UL Verification Services Inc.

BANDEDGE (HIGH CHANNEL, CH 13)

HORIZONTAL RESULT

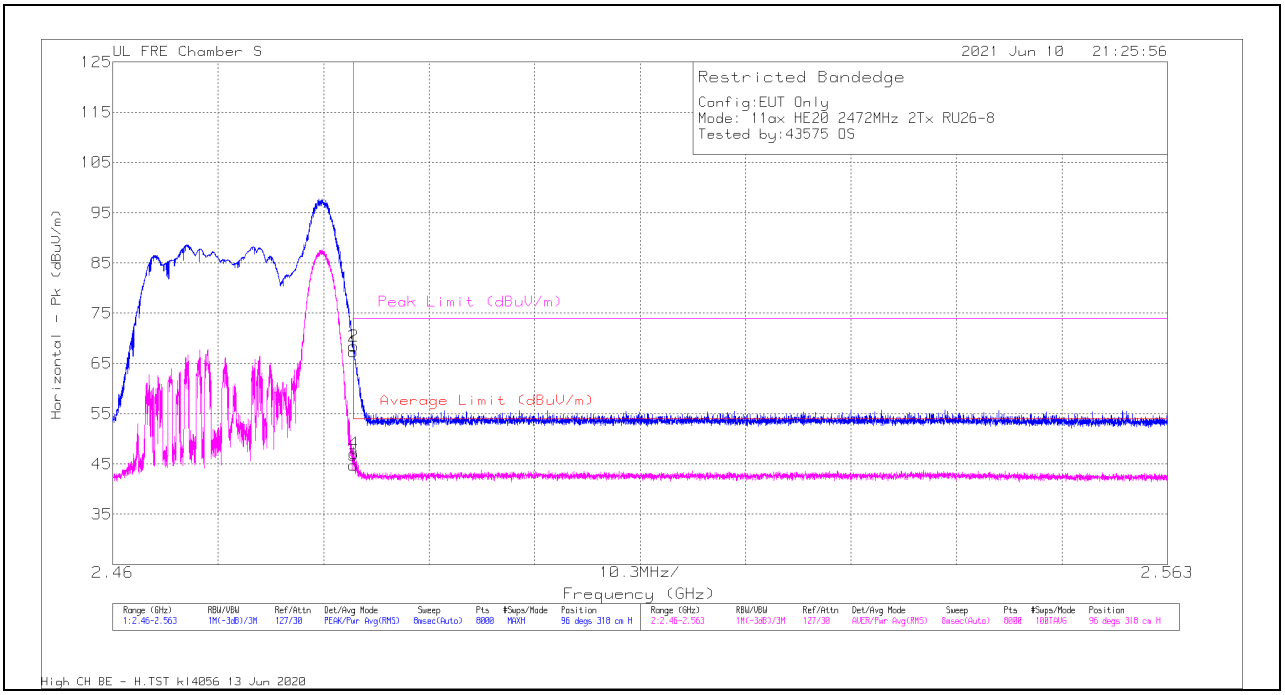

Trace Markers

Marker	Frequency (GHz)	Meter Reading (dBuV)	Det	AF PRE0213833 (dB/m)	Amp/Cbl/Fltr/Pad (dB)	DC Corr (dB)	Corrected Reading (dBuV/m)	Average Limit (dBuV/m)	Margin (dB)	Peak Limit (dBuV/m)	PK Margin (dB)	Azimuth (Degs)	Height (cm)	Polarity
1	2.4835	70.11	Pk	32.2	-35	0	67.31	-	-	74	-6.69	96	318	H
3	2.4835	47.54	RMS	32.2	-35	0	44.74	54	-9.26	-	-	96	318	H
2	2.48353	71.3	Pk	32.2	-35	0	68.5	-	-	74	-5.5	96	318	H
4	2.48358	49.95	RMS	32.2	-35	0	47.15	54	-6.85	-	-	96	318	H

Pk - Peak detector
RMS - RMS detection

UL VERIFICATION SERVICES INC.
47173 Benicia Street, Fremont, CA 94538; USA TEL:(510) 319-4000 FAX:(510) 661-0888

This report shall not be reproduced except in full, without the written approval of UL Verification Services Inc.

VERTICAL RESULT

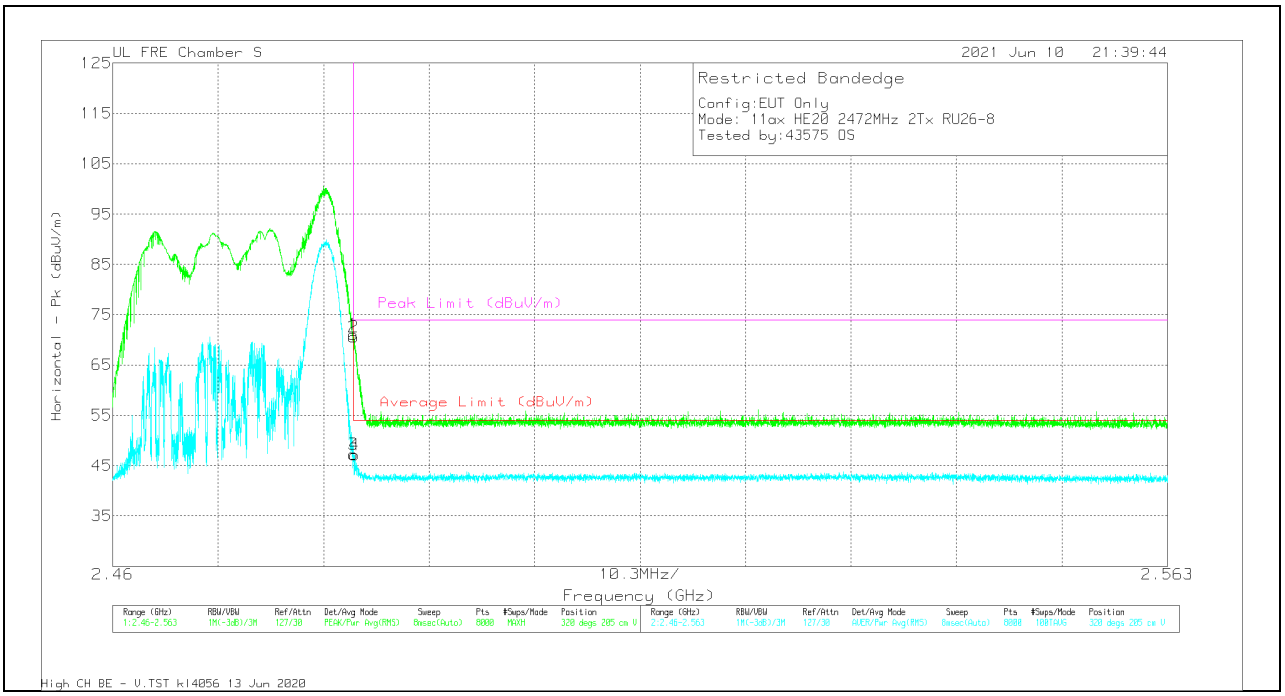

Trace Markers

Marker	Frequency (GHz)	Meter Reading (dBuV)	Det	AF PRE0213833 (dB/m)	Amp/Cbl/Fltr/Pad (dB)	DC Corr (dB)	Corrected Reading (dBuV/m)	Average Limit (dBuV/m)	Margin (dB)	Peak Limit (dBuV/m)	PK Margin (dB)	Azimuth (Degs)	Height (cm)	Polarity
1	2.4835	73.9	Pk	32.2	-35	0	71.1	-	-	74	-2.9	320	205	V
3	2.4835	50.08	RMS	32.2	-35	0	47.28	54	-6.72	-	-	320	205	V
2	2.48353	73.35	Pk	32.2	-35	0	70.55	-	-	74	-3.45	320	205	V
4	2.48359	49.92	RMS	32.2	-35	0	47.12	54	-6.88	-	-	320	205	V

Pk - Peak detector
RMS - RMS detection

UL VERIFICATION SERVICES INC.
47173 Benicia Street, Fremont, CA 94538; USA TEL:(510) 319-4000 FAX:(510) 661-0888

This report shall not be reproduced except in full, without the written approval of UL Verification Services Inc.

2TX ANTENNA 4 + ANTENNA 3 OFDMA MODE: 26-Tone, RU Index 0

HARMONICS AND SPURIOUS EMISSIONS (WORST-CASE)

LOW CHANNEL, CH 1 RESULTS

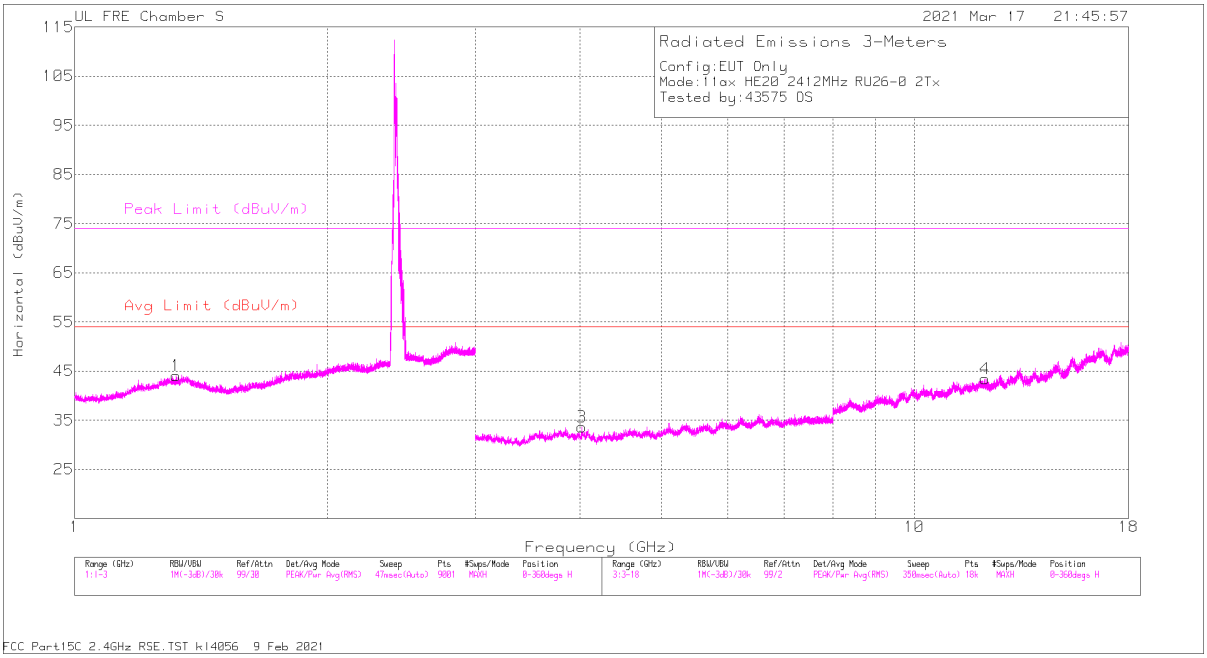

HORIZONTAL

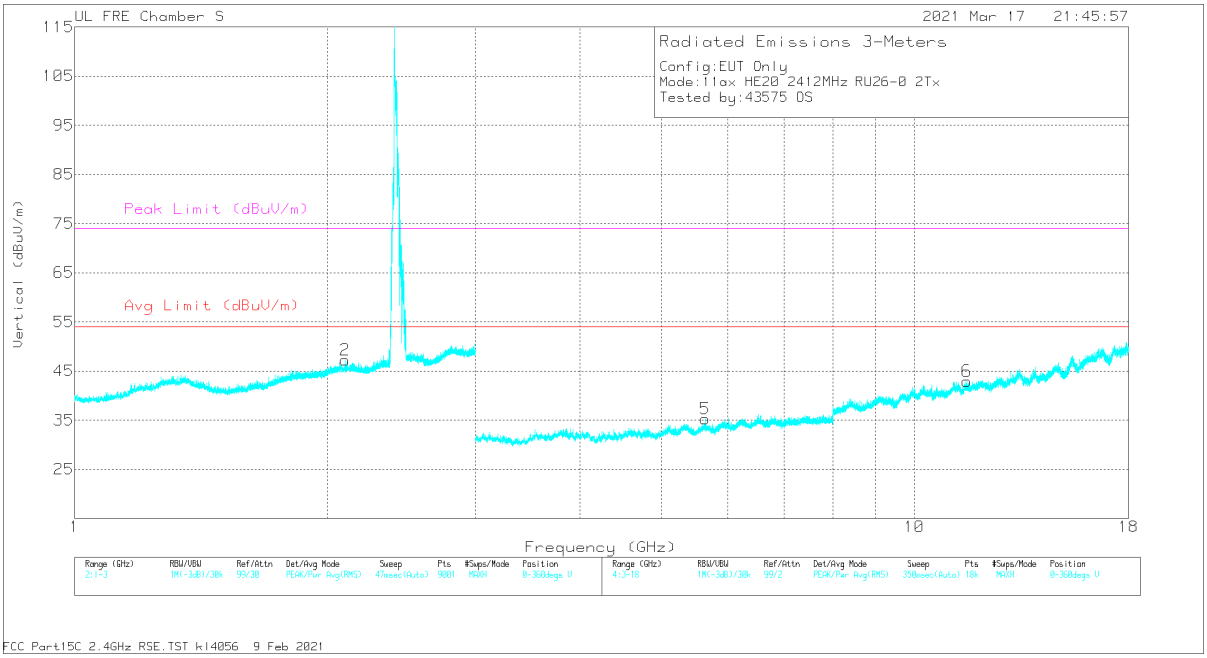

VERTICAL

UL VERIFICATION SERVICES INC.
47173 Benicia Street, Fremont, CA 94538; USA TEL:(510) 319-4000 FAX:(510) 661-0888

This report shall not be reproduced except in full, without the written approval of UL Verification Services Inc.

RADIATED EMISSIONS

Marker	Frequency (GHz)	Meter Reading (dBuV)	Det	AF PRE0213833 (dB/m)	Amp/Cbl/Fltr/Pad (dB)	DC Corr (dB)	Corrected Reading (dBuV/m)	Avg Limit (dBuV/m)	Margin (dB)	Peak Limit (dBuV/m)	PK Margin (dB)	Azimuth (Degs)	Height (cm)	Polarity
1	* 1.32006	59.74	PK2	28.8	-35.2	0	53.34	-	-	74	-20.66	360	100	H
	* 1.32226	47.92	MAv1	28.9	-35.2	.13	41.75	54	-12.25	-	-	360	100	H
3	* 4.02144	52.28	PK2	33.6	-40.9	0	44.98	-	-	74	-29.02	360	100	H
	* 4.02192	40.39	MAv1	33.6	-40.9	.13	33.22	54	-20.78	-	-	360	100	H
4	* 12.13819	47.13	PK2	39	-33.3	0	52.83	-	-	74	-21.17	360	100	H
	* 12.13572	35.06	MAv1	39	-33.2	.13	40.99	54	-13.01	-	-	360	100	H
6	* 11.55032	46.49	PK2	38.4	-33.3	0	51.59	-	-	74	-22.41	360	200	V
	* 11.55188	35.23	MAv1	38.3	-33.4	.13	40.26	54	-13.74	-	-	360	200	V
2	2.10011	60.07	PK2	31.6	-35.1		56.57	-	-	-	-	360	201	V
5	5.63126	50.59	PK2	34.5	-39		46.09	-	-	-	-	360	201	V

* - indicates frequency in CFR47 Pt 15 / IC RSS-Restricted Band
PK2 - KDB558074 Method: Maximum Peak
MAv1 - KDB558074 Option 1 Maximum RMS Average

UL VERIFICATION SERVICES INC.
47173 Benicia Street, Fremont, CA 94538; USA TEL:(510) 319-4000 FAX:(510) 661-0888

This report shall not be reproduced except in full, without the written approval of UL Verification Services Inc.

MID CHANNEL, CH 6 RESULTS

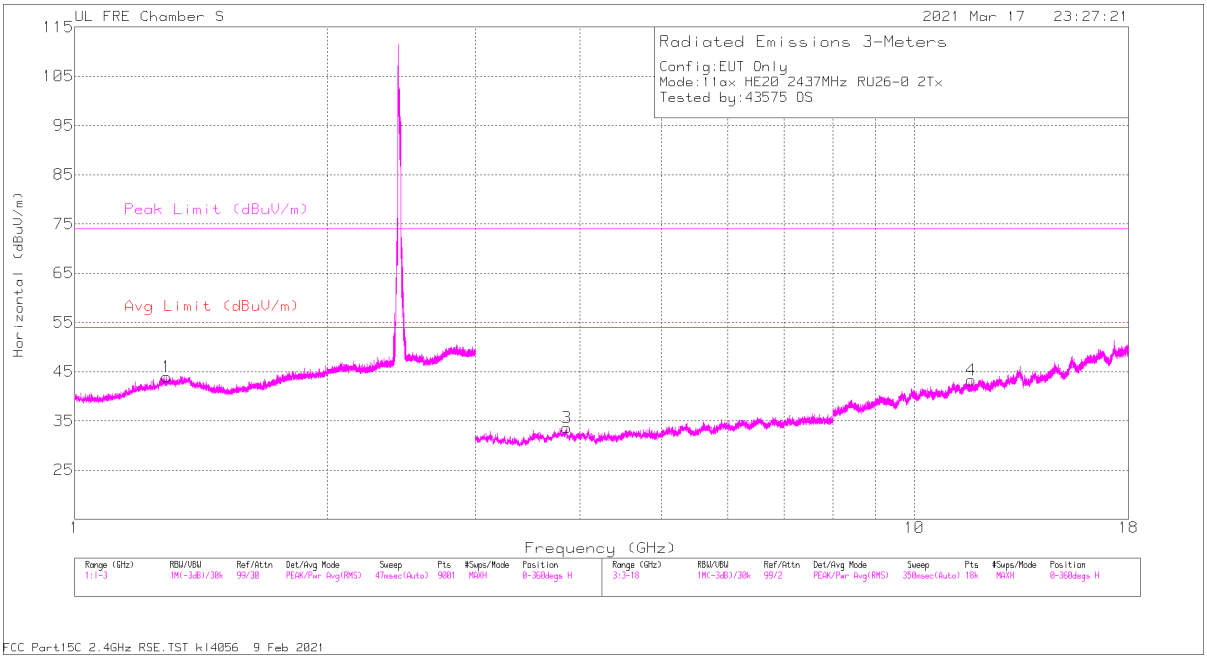

HORIZONTAL

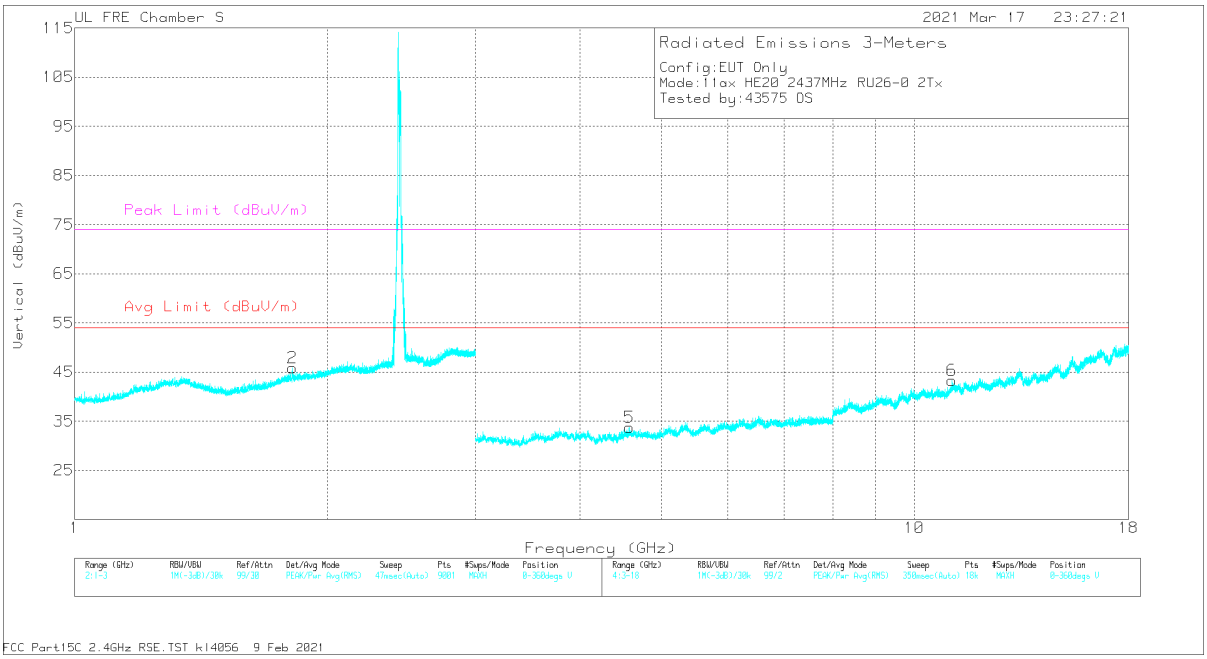

VERTICAL

UL VERIFICATION SERVICES INC.
47173 Benicia Street, Fremont, CA 94538; USA TEL:(510) 319-4000 FAX:(510) 661-0888

This report shall not be reproduced except in full, without the written approval of UL Verification Services Inc.

RADIATED EMISSIONS

Marker	Frequency (GHz)	Meter Reading (dBuV)	Det	AF PRE0213833 (dB/m)	Amp/Cbl/Fltr/Pad (dB)	DC Corr (dB)	Corrected Reading (dBuV/m)	Avg Limit (dBuV/m)	Margin (dB)	Peak Limit (dBuV/m)	PK Margin (dB)	Azimuth (Degs)	Height (cm)	Polarity
1	* 1.2848	59.29	PK2	29.1	-35.4	0	52.99	-	-	74	-21.01	360	100	H
	* 1.28597	47.75	MAv1	29.1	-35.4	.13	41.58	54	-12.42	-	-	360	100	H
3	* 3.85471	51.67	PK2	33.7	-40.5	0	44.87	-	-	74	-29.13	360	100	H
	* 3.8526	40.24	MAv1	33.7	-40.5	.13	33.57	54	-20.43	-	-	360	100	H
4	* 11.69309	47.36	PK2	38.5	-34	0	51.86	-	-	74	-22.14	360	100	H
	* 11.69237	35.71	MAv1	38.5	-34	.13	40.34	54	-13.66	-	-	360	100	H
5	* 4.5776	53.07	PK2	34.2	-41.9	0	45.37	-	-	74	-28.63	360	201	V
	* 4.57706	41.28	MAv1	34.2	-41.9	.13	33.71	54	-20.29	-	-	360	201	V
6	* 11.08767	48.1	PK2	37.9	-34.7	0	51.3	-	-	74	-22.7	360	200	V
	* 11.08686	36.62	MAv1	37.9	-34.7	.13	39.95	54	-14.05	-	-	360	200	V
2	1.81547	47.72	MAv1	30.1	-34.9	0	42.92	-	-	-	-	360	201	V
	1.81567	59.5	PK2	30.1	-34.9	0	54.7	-	-	-	-	360	201	V

* - indicates frequency in CFR47 Pt 15 / IC RSS-Restricted Band
PK2 - KDB558074 Method: Maximum Peak
MAv1 - KDB558074 Option 1 Maximum RMS Average

UL VERIFICATION SERVICES INC.
47173 Benicia Street, Fremont, CA 94538; USA TEL:(510) 319-4000 FAX:(510) 661-0888

This report shall not be reproduced except in full, without the written approval of UL Verification Services Inc.

HIGH CHANNEL, CH 13 RESULTS

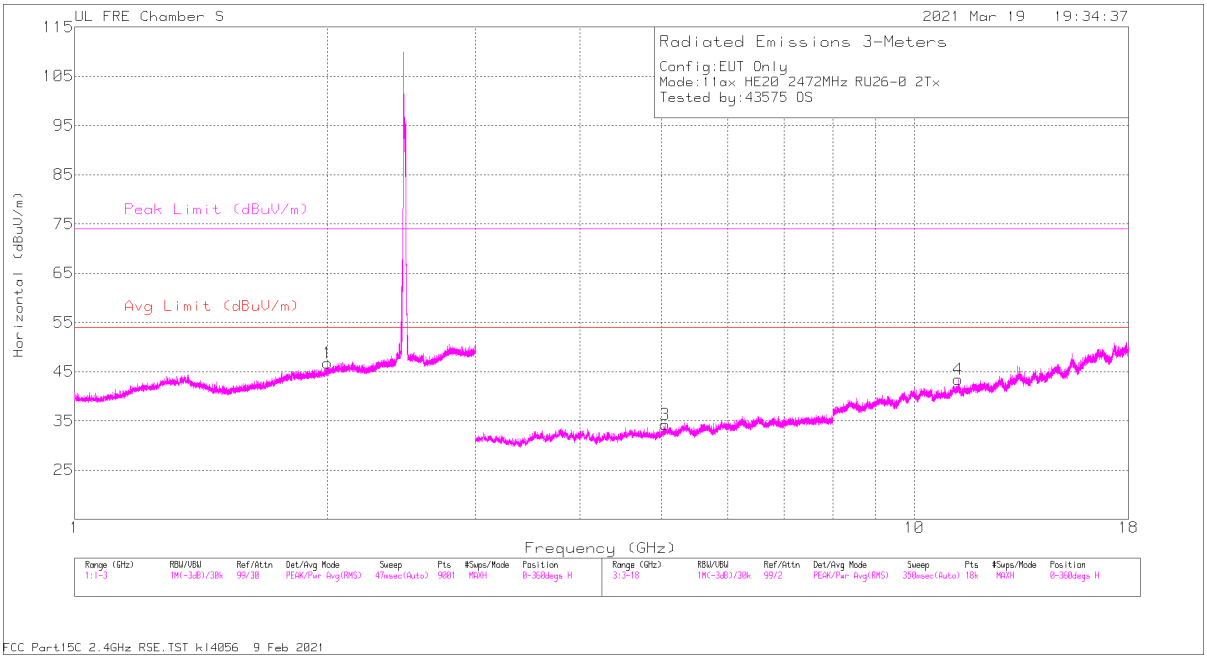

HORIZONTAL

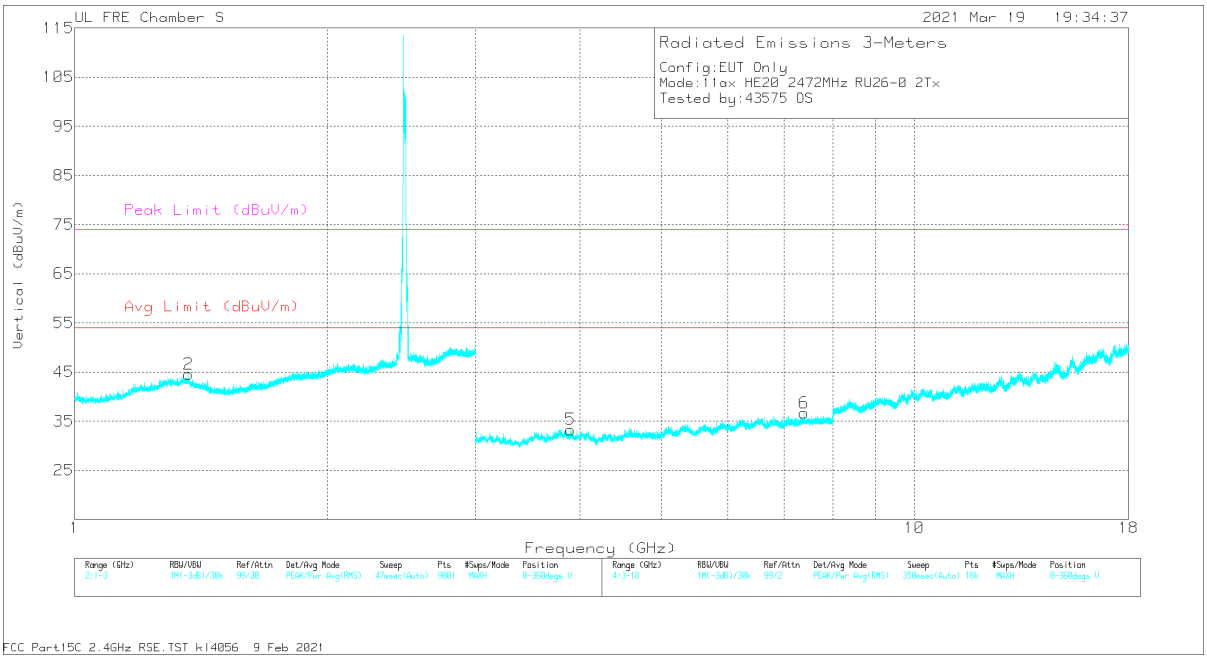

VERTICAL

UL VERIFICATION SERVICES INC.
47173 Benicia Street, Fremont, CA 94538; USA TEL:(510) 319-4000 FAX:(510) 661-0888

This report shall not be reproduced except in full, without the written approval of UL Verification Services Inc.

RADIATED EMISSIONS

Marker	Frequency (GHz)	Meter Reading (dBuV)	Det	AF PRE0213833 (dB/m)	Amp/Cbl/Fltr/Pad (dB)	DC Corr (dB)	Corrected Reading (dBuV/m)	Avg Limit (dBuV/m)	Margin (dB)	Peak Limit (dBuV/m)	PK Margin (dB)	Azimuth (Degs)	Height (cm)	Polarity
2	* 1.36853	59.48	PK2	29.3	-35.1	0	53.68	-	-	74	-20.32	0	201	V
	* 1.36915	47.52	MAv1	29.3	-35.1	.13	41.85	54	-12.15	-	-	0	201	V
3	* 5.04924	52.6	PK2	34.2	-41.2	0	45.6	-	-	74	-28.4	0	200	H
	* 5.04873	40.63	MAv1	34.2	-41.2	.13	33.76	54	-20.24	-	-	0	200	H
4	* 11.27976	47.79	PK2	38.1	-34.2	0	51.69	-	-	74	-22.31	0	200	H
	* 11.27769	36.26	MAv1	38.1	-34.2	.13	40.29	54	-13.71	-	-	0	200	H
5	* 3.89649	51.16	PK2	33.9	-40.4	0	44.66	-	-	74	-29.34	0	200	V
	* 3.89704	39.4	MAv1	33.9	-40.4	.13	33.03	54	-20.97	-	-	0	200	V
6	* 7.39101	52.53	PK2	36.2	-38.5	0	50.23	-	-	74	-23.77	0	200	V
	* 7.39094	41.19	MAv1	36.2	-38.5	.13	39.02	54	-14.98	-	-	0	200	V
1	1.99876	59.95	PK2	31	-35	0	55.95	-	-	-	-	0	100	H
	1.99953	47.9	MAv1	31	-35	0	43.9	-	-	-	-	0	100	H

* - indicates frequency in CFR47 Pt 15 / IC RSS-Restricted Band
PK2 - KDB558074 Method: Maximum Peak
MAv1 - KDB558074 Option 1 Maximum RMS Average

UL VERIFICATION SERVICES INC.
47173 Benicia Street, Fremont, CA 94538; USA TEL:(510) 319-4000 FAX:(510) 661-0888

This report shall not be reproduced except in full, without the written approval of UL Verification Services Inc.

2TX ANTENNA 4 + ANTENNA 3 OFDMA MODE: 242-Tone, RU Index 61

BANDEDGE (LOW CHANNEL, CH 1)

HORIZONTAL RESULT

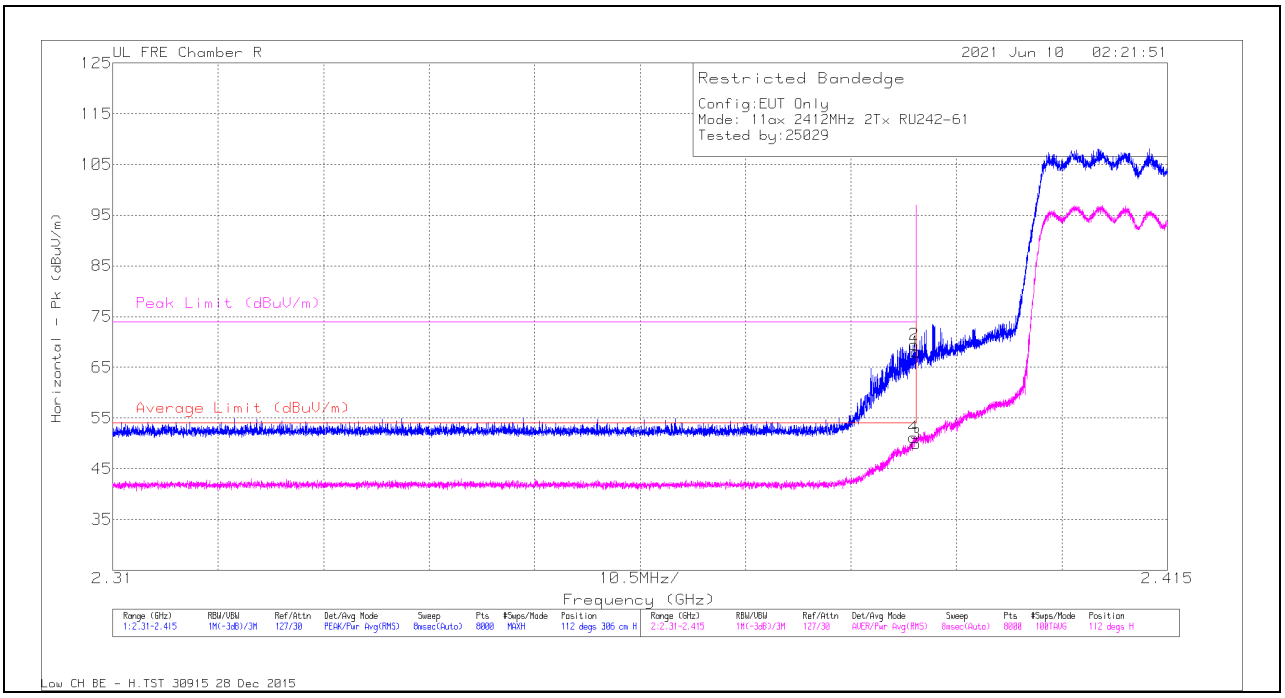

Trace Markers

Marker	Frequency (GHz)	Meter Reading (dBuV)	Det	AF PRE0213973 (dB/m)	Amp/Cbl/Fltr/Pad (dB)	DC Corr (dB)	Corrected Reading (dBuV/m)	Average Limit (dBuV/m)	Margin (dB)	Peak Limit (dBuV/m)	PK Margin (dB)	Azimuth (Degs)	Height (cm)	Polarity
1	* 2.39	71.46	Pk	32.1	-35.5	0	68.06	-	-	74	-5.94	112	306	H
2	* 2.3898	72.87	Pk	32.1	-35.5	0	69.47	-	-	74	-4.53	112	306	H
3	* 2.39	53.27	RMS	32.1	-35.5	0	49.87	54	-4.13	-	-	112	306	H
4	* 2.38971	54.45	RMS	32.1	-35.5	0	51.05	54	-2.95	-	-	112	306	H

* - indicates frequency in CFR47 Pt 15 / IC RSS-Restricted Band
Pk - Peak detector
RMS - RMS detection

UL VERIFICATION SERVICES INC.
47173 Benicia Street, Fremont, CA 94538; USA TEL:(510) 319-4000 FAX:(510) 661-0888

This report shall not be reproduced except in full, without the written approval of UL Verification Services Inc.

VERTICAL RESULT

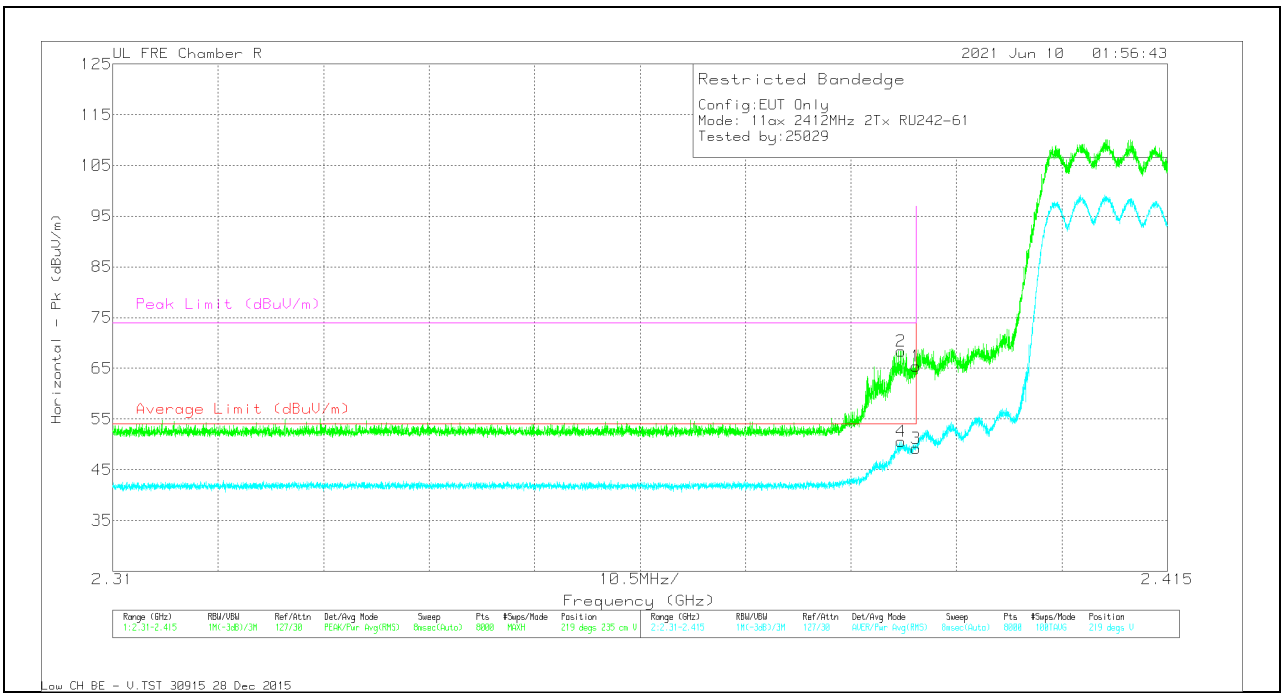

Trace Markers

Marker	Frequency (GHz)	Meter Reading (dBuV)	Det	AF PRE0213973 (dB/m)	Amp/Cbl/Fltr/Pad (dB)	DC Corr (dB)	Corrected Reading (dBuV/m)	Average Limit (dBuV/m)	Margin (dB)	Peak Limit (dBuV/m)	PK Margin (dB)	Azimuth (Degs)	Height (cm)	Polarity
1	* 2.39	68.86	Pk	32.1	-35.5	0	65.46	-	-	74	-8.54	219	235	V
2	* 2.38846	71.84	Pk	32.1	-35.5	0	68.44	-	-	74	-5.56	219	235	V
3	* 2.39	52.49	RMS	32.1	-35.5	0	49.09	54	-4.91	-	-	219	235	V
4	* 2.38846	53.84	RMS	32.1	-35.5	0	50.44	54	-3.56	-	-	219	235	V

* - indicates frequency in CFR47 Pt 15 / IC RSS-Restricted Band
Pk - Peak detector
RMS - RMS detection

UL VERIFICATION SERVICES INC.
47173 Benicia Street, Fremont, CA 94538; USA TEL:(510) 319-4000 FAX:(510) 661-0888

This report shall not be reproduced except in full, without the written approval of UL Verification Services Inc.

BANDEDGE (LOW CHANNEL, CH 2)

HORIZONTAL RESULT

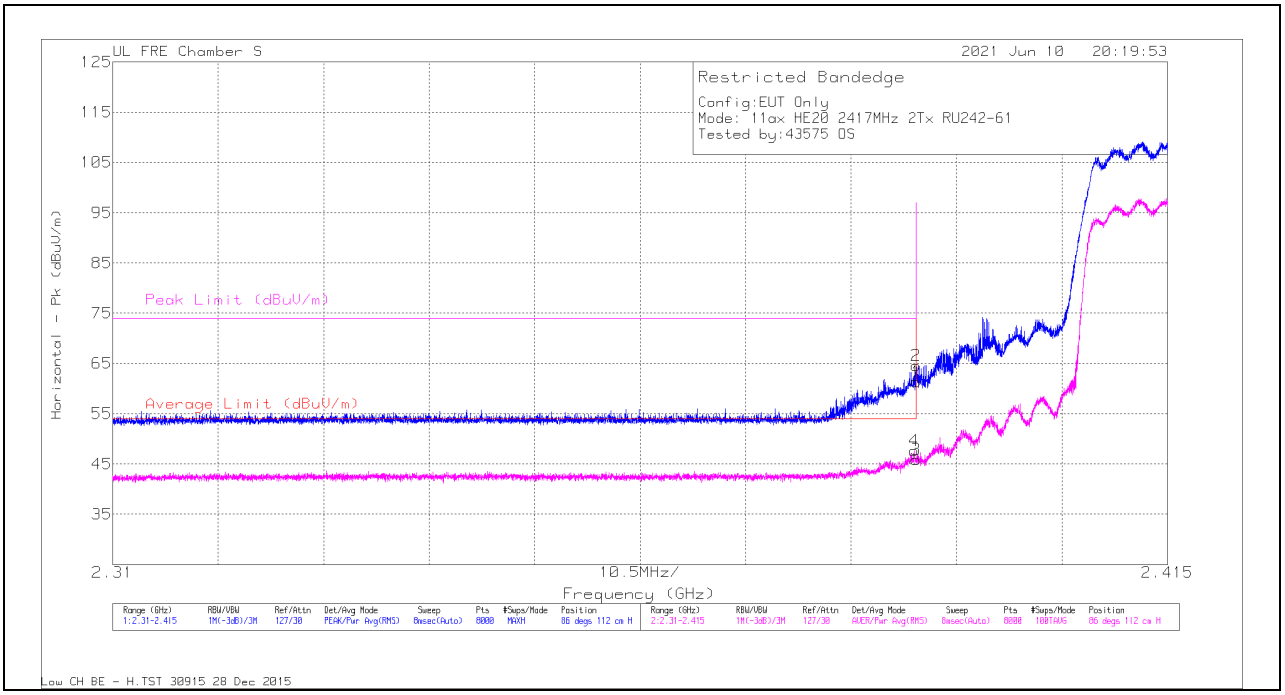

Trace Markers

Marker	Frequency (GHz)	Meter Reading (dBuV)	Det	AF PRE0213833 (dB/m)	Amp/Cbl/Fltr/Pad (dB)	DC Corr (dB)	Corrected Reading (dBuV/m)	Average Limit (dBuV/m)	Margin (dB)	Peak Limit (dBuV/m)	PK Margin (dB)	Azimuth (Degs)	Height (cm)	Polarity
4	2.38981	50.39	RMS	32.3	-35.2	0	47.49	54	-6.51	-	-	86	112	H
2	2.38996	67.46	Pk	32.3	-35.2	0	64.56	-	-	74	-9.44	86	112	H
1	2.39	64.24	Pk	32.3	-35.2	0	61.34	-	-	74	-12.66	86	112	H
3	2.39	48.61	RMS	32.3	-35.2	0	45.71	54	-8.29	-	-	86	112	H

Pk - Peak detector
RMS - RMS detection

UL VERIFICATION SERVICES INC.
47173 Benicia Street, Fremont, CA 94538; USA TEL:(510) 319-4000 FAX:(510) 661-0888

This report shall not be reproduced except in full, without the written approval of UL Verification Services Inc.

VERTICAL RESULT

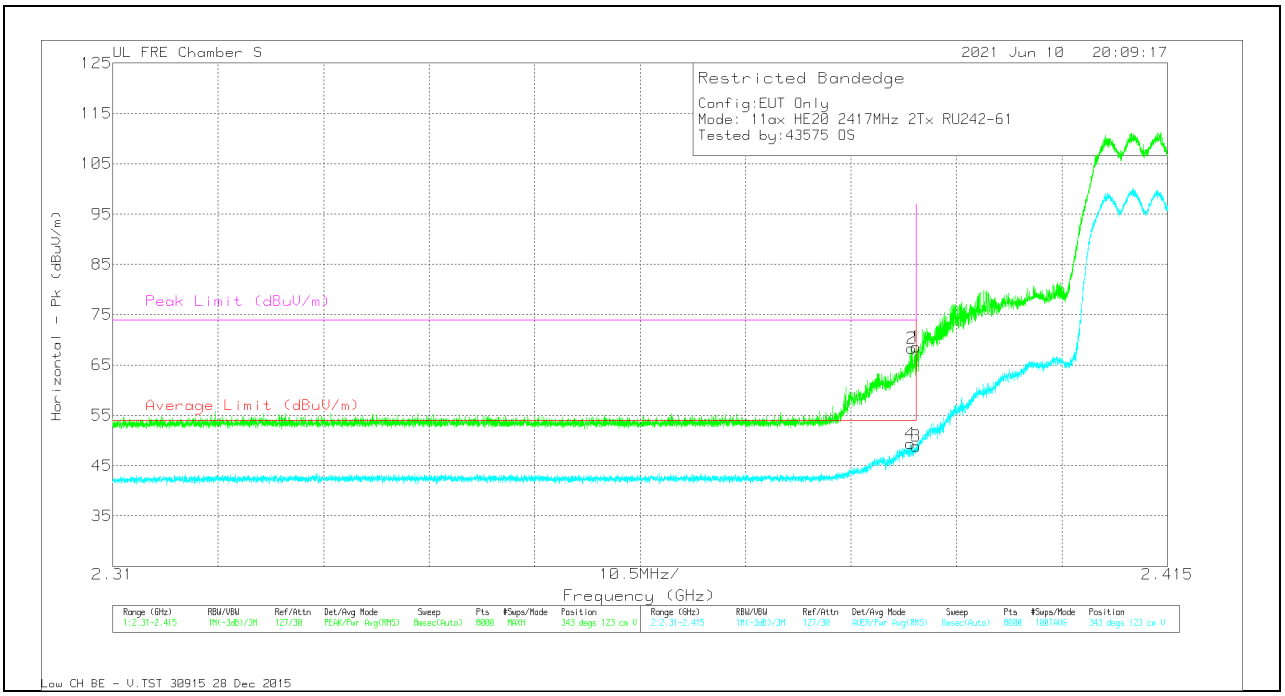

Trace Markers

Marker	Frequency (GHz)	Meter Reading (dBuV)	Det	AF PRE0213833 (dB/m)	Amp/Cbl/Fltr/Pad (dB)	DC Corr (dB)	Corrected Reading (dBuV/m)	Average Limit (dBuV/m)	Margin (dB)	Peak Limit (dBuV/m)	PK Margin (dB)	Azimuth (Degs)	Height (cm)	Polarity
4	2.38943	52.09	RMS	32.3	-35.2	0	49.19	54	-4.81	-	-	343	123	V
2	2.38955	71.18	Pk	32.3	-35.2	0	68.28	-	-	74	-5.72	343	123	V
1	2.39	71.53	Pk	32.3	-35.2	0	68.63	-	-	74	-5.37	343	123	V
3	2.39	51.68	RMS	32.3	-35.2	0	48.78	54	-5.22	-	-	343	123	V

Pk - Peak detector
RMS - RMS detection

UL VERIFICATION SERVICES INC.
47173 Benicia Street, Fremont, CA 94538; USA TEL:(510) 319-4000 FAX:(510) 661-0888

This report shall not be reproduced except in full, without the written approval of UL Verification Services Inc.

BANDEDGE (LOW CHANNEL, CH 3)

HORIZONTAL RESULT

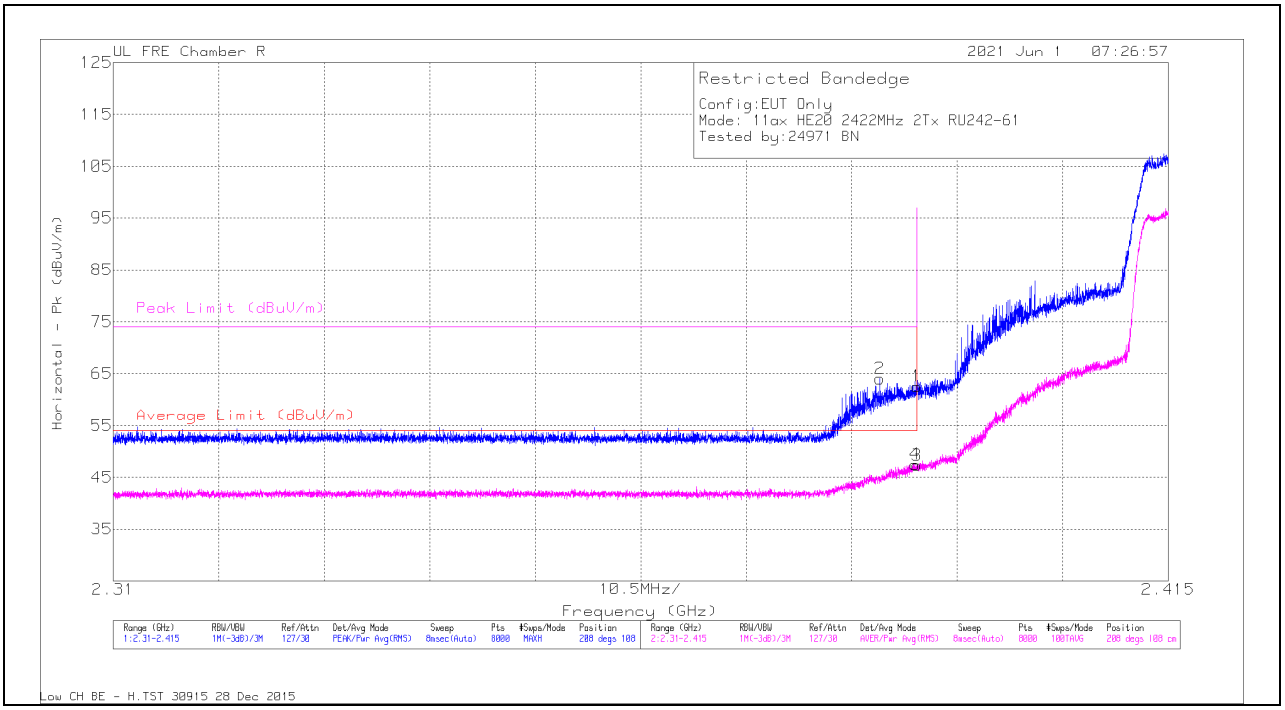

Trace Markers

Marker	Frequency (GHz)	Meter Reading (dBuV)	Det	AF PRE0213973 (dB/m)	Amp/Cbl/Fltr/Pad (dB)	DC Corr (dB)	Corrected Reading (dBuV/m)	Average Limit (dBuV/m)	Margin (dB)	Peak Limit (dBuV/m)	PK Margin (dB)	Azimuth (Degs)	Height (cm)	Polarity
2	2.38631	67.43	Pk	32.1	-35.5	0	64.03	-	-	74	-9.97	208	108	H
4	2.38979	50.76	RMS	32.1	-35.5	0	47.36	54	-6.64	-	-	208	108	H
1	2.39	65.95	Pk	32.1	-35.5	0	62.55	-	-	74	-11.45	208	108	H
3	2.39	50.56	RMS	32.1	-35.5	0	47.16	54	-6.84	-	-	208	108	H

Pk - Peak detector
RMS - RMS detection

UL VERIFICATION SERVICES INC.
47173 Benicia Street, Fremont, CA 94538; USA TEL:(510) 319-4000 FAX:(510) 661-0888

This report shall not be reproduced except in full, without the written approval of UL Verification Services Inc.

VERTICAL RESULT

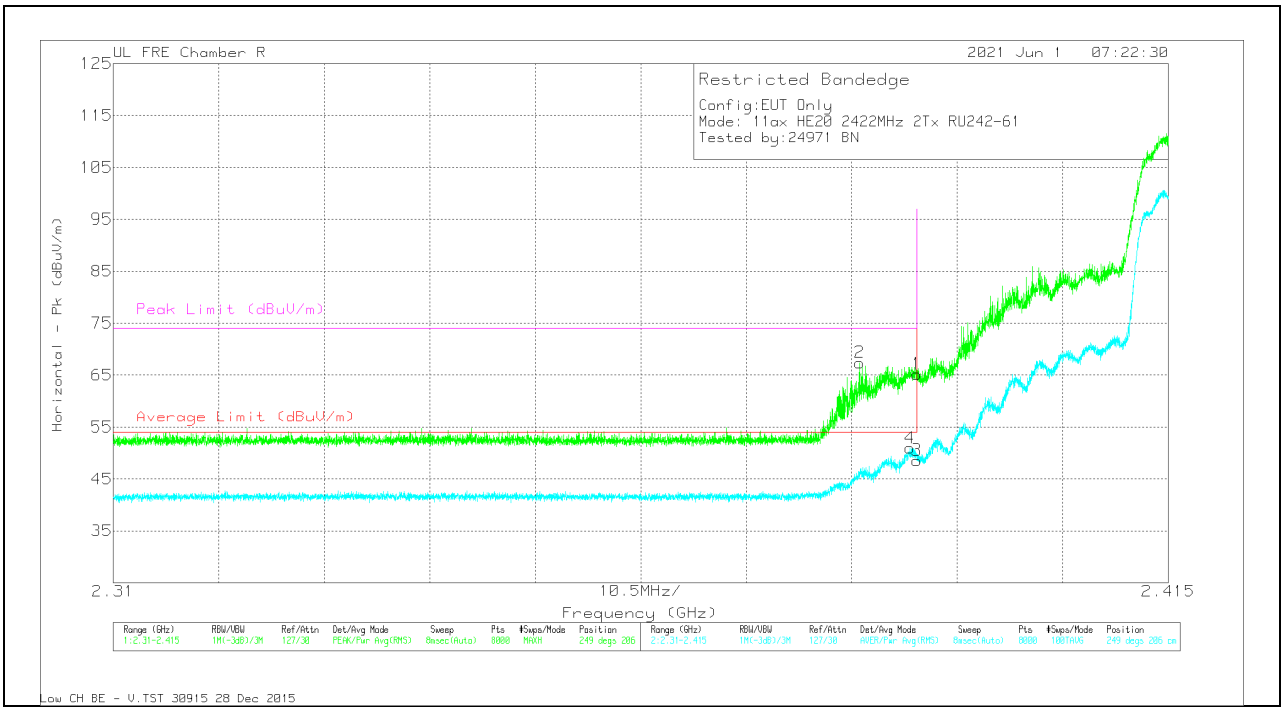

Trace Markers

Marker	Frequency (GHz)	Meter Reading (dBuV)	Det	AF PRE0213973 (dB/m)	Amp/Cbl/Fltr/Pad (dB)	DC Corr (dB)	Corrected Reading (dBuV/m)	Average Limit (dBuV/m)	Margin (dB)	Peak Limit (dBuV/m)	PK Margin (dB)	Azimuth (Degs)	Height (cm)	Polarity
2	2.38427	70.8	Pk	32.1	-35.5	0	67.4	-	-	74	-6.6	249	206	V
4	2.38929	54.33	RMS	32.1	-35.5	0	50.93	54	-3.07	-	-	249	206	V
1	2.39	68.6	Pk	32.1	-35.5	0	65.2	-	-	74	-8.8	249	206	V
3	2.39	51.96	RMS	32.1	-35.5	0	48.56	54	-5.44	-	-	249	206	V

Pk - Peak detector
RMS - RMS detection

UL VERIFICATION SERVICES INC.
47173 Benicia Street, Fremont, CA 94538; USA TEL:(510) 319-4000 FAX:(510) 661-0888

This report shall not be reproduced except in full, without the written approval of UL Verification Services Inc.

BANDEDGE (LOW CHANNEL, CH 4)

HORIZONTAL RESULT

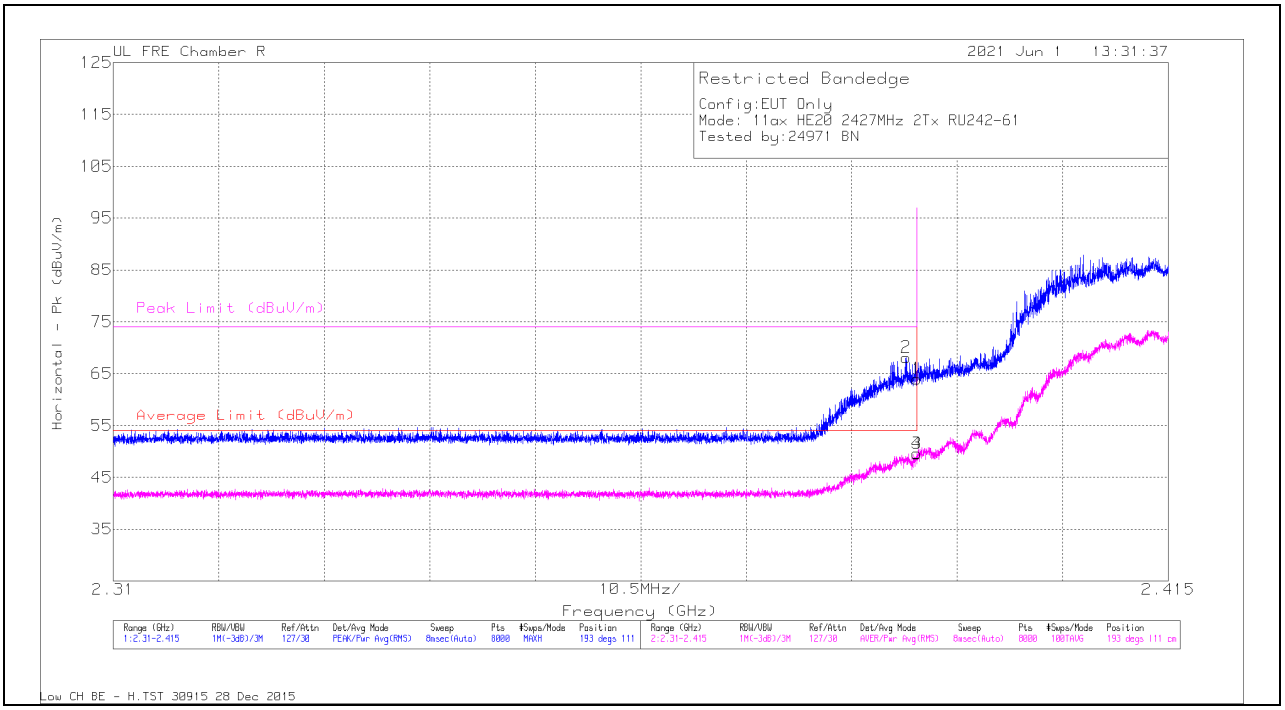

Trace Markers

Marker	Frequency (GHz)	Meter Reading (dBuV)	Det	AF PRE0213973 (dB/m)	Amp/Cbl/Fltr/Pad (dB)	DC Corr (dB)	Corrected Reading (dBuV/m)	Average Limit (dBuV/m)	Margin (dB)	Peak Limit (dBuV/m)	PK Margin (dB)	Azimuth (Degs)	Height (cm)	Polarity
2	2.38889	71.52	Pk	32.1	-35.5	0	68.12	-	-	74	-5.88	193	111	H
4	2.38998	52.85	RMS	32.1	-35.5	0	49.45	54	-4.55	-	-	193	111	H
1	2.39	67.37	Pk	32.1	-35.5	0	63.97	-	-	74	-10.03	193	111	H
3	2.39	52.88	RMS	32.1	-35.5	0	49.48	54	-4.52	-	-	193	111	H

Pk - Peak detector
RMS - RMS detection

UL VERIFICATION SERVICES INC.
47173 Benicia Street, Fremont, CA 94538; USA TEL:(510) 319-4000 FAX:(510) 661-0888

This report shall not be reproduced except in full, without the written approval of UL Verification Services Inc.

VERTICAL RESULT

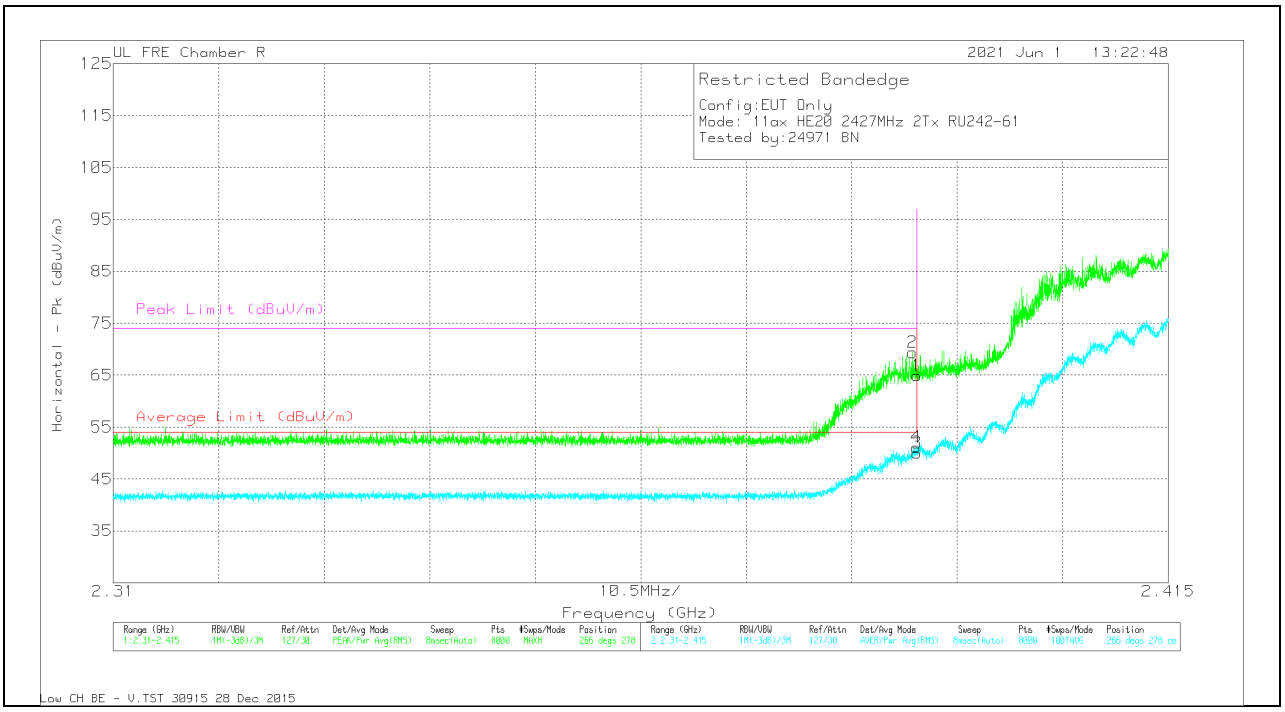

Trace Markers

Marker	Frequency (GHz)	Meter Reading (dBuV)	Det	AF PRE0213973 (dB/m)	Amp/Cbl/Fltr/Pad (dB)	DC Corr (dB)	Corrected Reading (dBuV/m)	Average Limit (dBuV/m)	Margin (dB)	Peak Limit (dBuV/m)	PK Margin (dB)	Azimuth (Degs)	Height (cm)	Polarity
2	2.38956	72.76	Pk	32.1	-35.5	0	69.36	-	-	74	-4.64	266	278	V
4	2.38993	54.39	RMS	32.1	-35.5	0	50.99	54	-3.01	-	-	266	278	V
1	2.39	68.34	Pk	32.1	-35.5	0	64.94	-	-	74	-9.06	266	278	V
3	2.39	53.29	RMS	32.1	-35.5	0	49.89	54	-4.11	-	-	266	278	V

Pk - Peak detector
RMS - RMS detection

UL VERIFICATION SERVICES INC.
47173 Benicia Street, Fremont, CA 94538; USA TEL:(510) 319-4000 FAX:(510) 661-0888

This report shall not be reproduced except in full, without the written approval of UL Verification Services Inc.

BANDEDGE (HIGH CHANNEL, CH 8)

HORIZONTAL RESULT

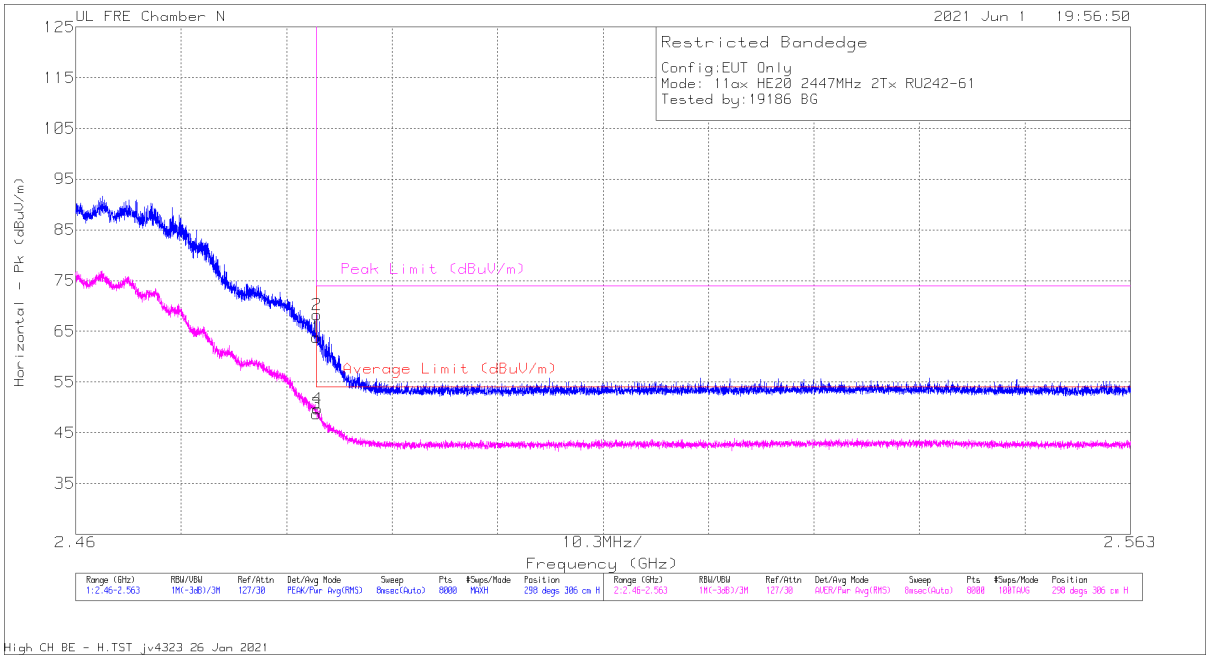

Marker	Frequency (GHz)	Meter Reading (dBuV)	Det	AF PRE0213971 (dB/m)	Amp/Cbl/Fltr/Pad (dB)	DC Corr (dB)	Corrected Reading (dBuV/m)	Average Limit (dBuV/m)	Margin (dB)	Peak Limit (dBuV/m)	PK Margin (dB)	Azimuth (Degs)	Height (cm)	Polarity
1	2.4835	67.29	Pk	32.5	-36	0	63.79	-	-	74	-10.21	298	306	H
3	2.4835	52.06	RMS	32.5	-36	0	48.56	54	-5.44	-	-	298	306	H
2	2.48356	71.77	Pk	32.5	-36	0	68.27	-	-	74	-5.73	298	306	H
4	2.48363	53.1	RMS	32.5	-36	0	49.60	54	-4.40	-	-	298	306	H

Pk - Peak detector
RMS - RMS detection

UL VERIFICATION SERVICES INC.
47173 Benicia Street, Fremont, CA 94538; USA TEL:(510) 319-4000 FAX:(510) 661-0888

This report shall not be reproduced except in full, without the written approval of UL Verification Services Inc.

VERTICAL RESULT

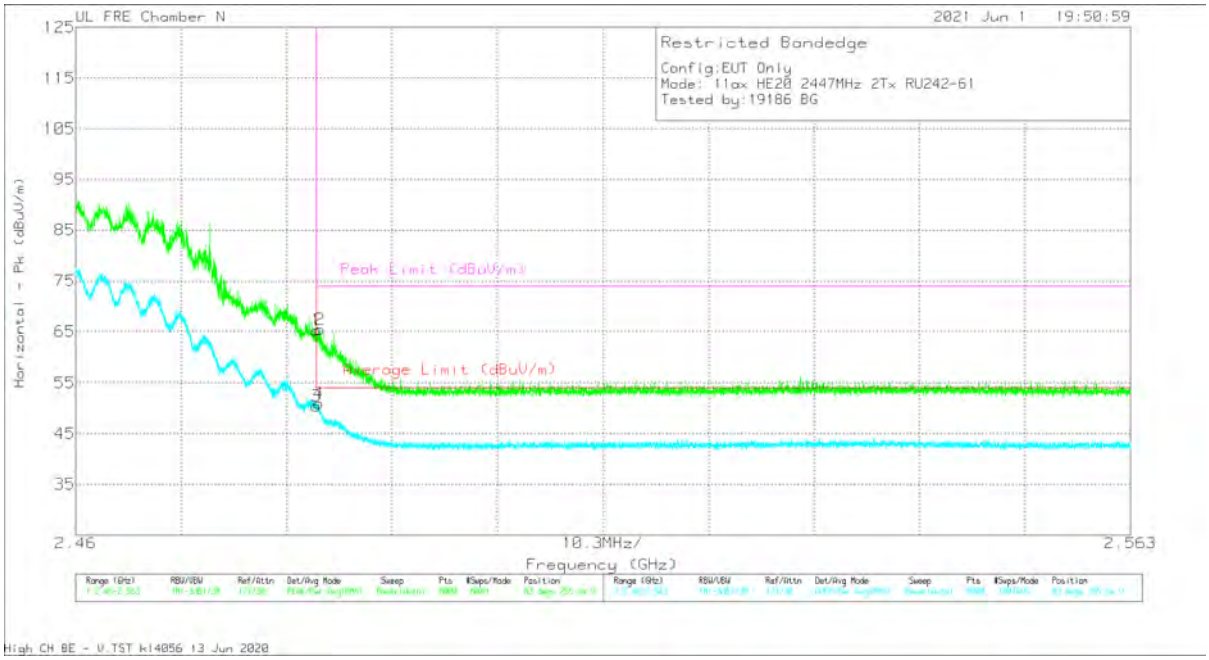

Marker	Frequency (GHz)	Meter Reading (dBuV)	Det	AF PRE0213971 (dB/m)	Amp/Cbl/Fltr/Pad (dB)	DC Corr (dB)	Corrected Reading (dBuV/m)	Average Limit (dBuV/m)	Margin (dB)	Peak Limit (dBuV/m)	PK Margin (dB)	Azimuth (Degs)	Height (cm)	Polarity
1	2.4835	68.82	Pk	32.5	-36	0	65.32	-	-	74	-8.68	83	255	V
3	2.4835	53.8	RMS	32.5	-36	0	50.30	54	-3.70	-	-	83	255	V
4	2.48373	54.29	RMS	32.5	-36	0	50.79	54	-3.21	-	-	83	255	V
2	2.48387	68.87	Pk	32.5	-36	0	65.37	-	-	74	-8.63	83	255	V

Pk - Peak detector
RMS - RMS detection

UL VERIFICATION SERVICES INC.
47173 Benicia Street, Fremont, CA 94538; USA TEL:(510) 319-4000 FAX:(510) 661-0888

This report shall not be reproduced except in full, without the written approval of UL Verification Services Inc.

BANDEDGE (HIGH CHANNEL, CH 9)

HORIZONTAL RESULT

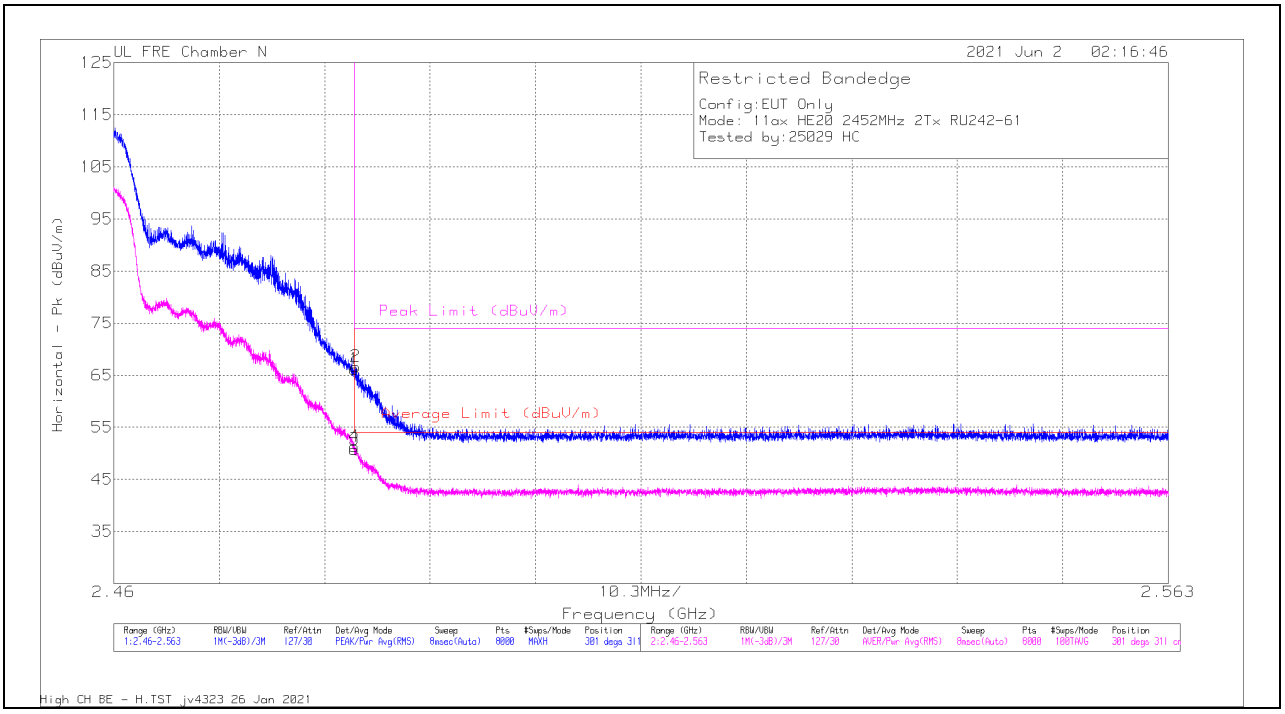

Trace Markers

Marker	Frequency (GHz)	Meter Reading (dBuV)	Det	AF PRE0213971 (dB/m)	Amp/Cbl/Fltr/Pad (dB)	DC Corr (dB)	Corrected Reading (dBuV/m)	Average Limit (dBuV/m)	Margin (dB)	Peak Limit (dBuV/m)	PK Margin (dB)	Azimuth (Degs)	Height (cm)	Polarity
1	2.4835	69.69	Pk	32.5	-36	0	66.19	-	-	74	-7.81	301	311	H
3	2.4835	54.1	RMS	32.5	-36	0	50.6	54	-3.4	-	-	301	311	H
4	2.48353	54.66	RMS	32.5	-36	0	51.16	54	-2.84	-	-	301	311	H
2	2.48366	70.15	Pk	32.5	-36	0	66.65	-	-	74	-7.35	301	311	H

Pk - Peak detector
RMS - RMS detection

UL VERIFICATION SERVICES INC.
47173 Benicia Street, Fremont, CA 94538; USA TEL:(510) 319-4000 FAX:(510) 661-0888

This report shall not be reproduced except in full, without the written approval of UL Verification Services Inc.

VERTICAL RESULT

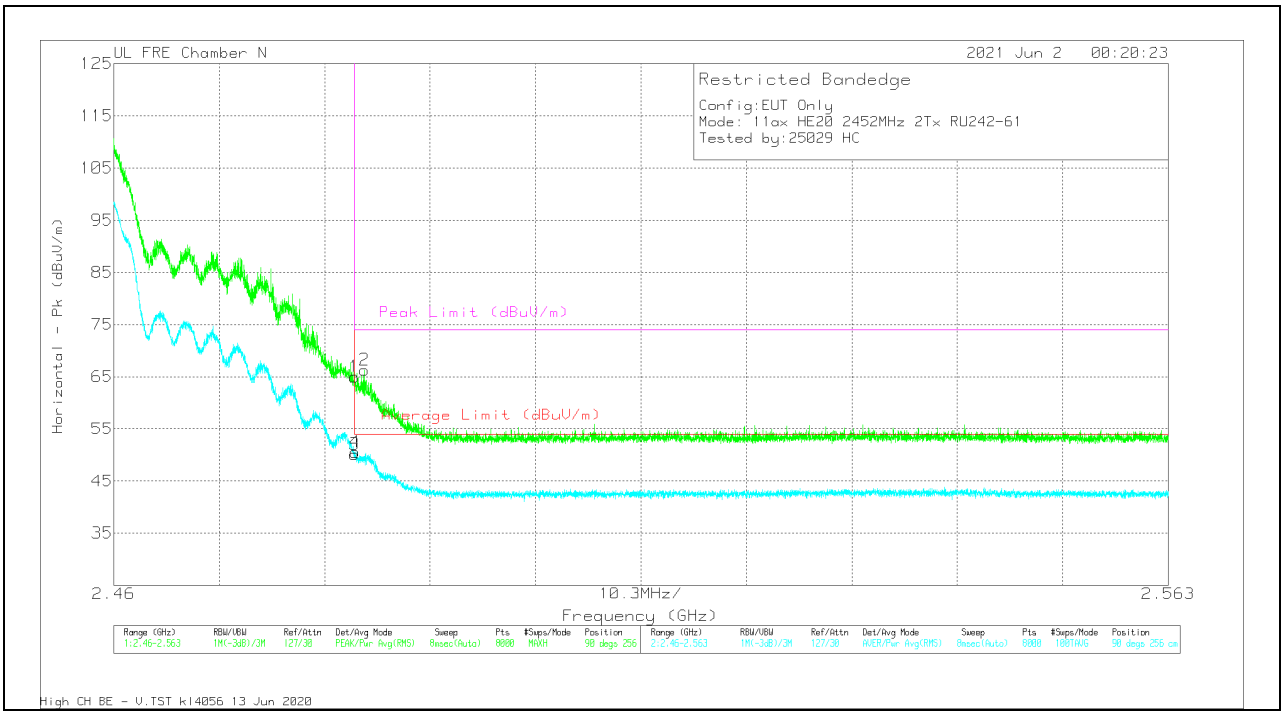

Trace Markers

Marker	Frequency (GHz)	Meter Reading (dBuV)	Det	AF PRE0213971 (dB/m)	Amp/Cbl/Fltr/Pad (dB)	DC Corr (dB)	Corrected Reading (dBuV/m)	Average Limit (dBuV/m)	Margin (dB)	Peak Limit (dBuV/m)	PK Margin (dB)	Azimuth (Degs)	Height (cm)	Polarity
1	2.4835	68.5	Pk	32.5	-36	0	65	-	-	74	-9	90	256	V
3	2.4835	53.45	RMS	32.5	-36	0	49.95	54	-4.05	-	-	90	256	V
4	2.48356	53.91	RMS	32.5	-36	0	50.41	54	-3.59	-	-	90	256	V
2	2.48448	69.76	Pk	32.5	-36	0	66.26	-	-	74	-7.74	90	256	V

Pk - Peak detector
RMS - RMS detection

UL VERIFICATION SERVICES INC.
47173 Benicia Street, Fremont, CA 94538; USA TEL:(510) 319-4000 FAX:(510) 661-0888

This report shall not be reproduced except in full, without the written approval of UL Verification Services Inc.

BANDEDGE (HIGH CHANNEL, CH 10)

HORIZONTAL RESULT

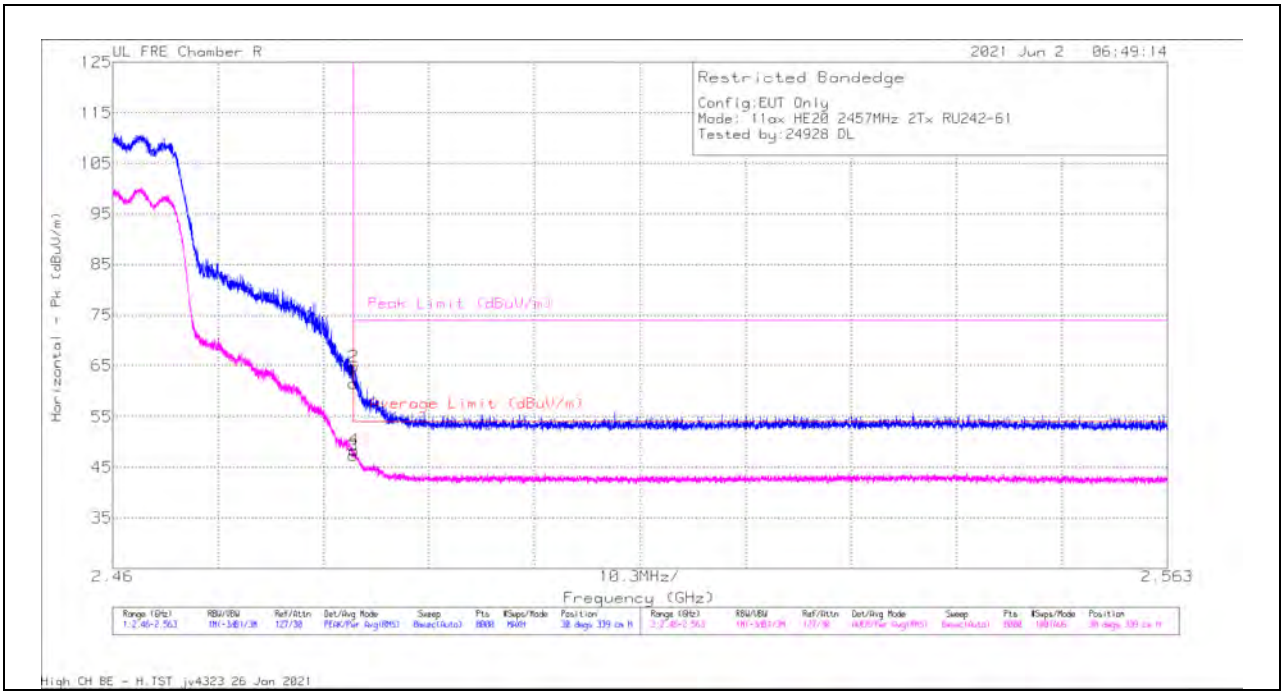

Trace Markers

Marker	Frequency (GHz)	Meter Reading (dBuV)	Det	AF PRE0213973 (dB/m)	Amp/Cbl/Fltr/Pad (dB)	DC Corr (dB)	Corrected Reading (dBuV/m)	Average Limit (dBuV/m)	Margin (dB)	Peak Limit (dBuV/m)	PK Margin (dB)	Azimuth (Degs)	Height (cm)	Polarity
1	2.4835	64.41	Pk	32.5	-35.3	0	61.61	-	-	74	-12.39	30	339	H
3	2.4835	50.02	RMS	32.5	-35.3	0	47.22	54	-6.78	-	-	30	339	H
2	2.48353	67.57	Pk	32.5	-35.3	0	64.77	-	-	74	-9.23	30	339	H
4	2.48355	51.07	RMS	32.5	-35.3	0	48.27	54	-5.73	-	-	30	339	H

Pk - Peak detector
RMS - RMS detection

UL VERIFICATION SERVICES INC.
47173 Benicia Street, Fremont, CA 94538; USA TEL:(510) 319-4000 FAX:(510) 661-0888

This report shall not be reproduced except in full, without the written approval of UL Verification Services Inc.

VERTICAL RESULT

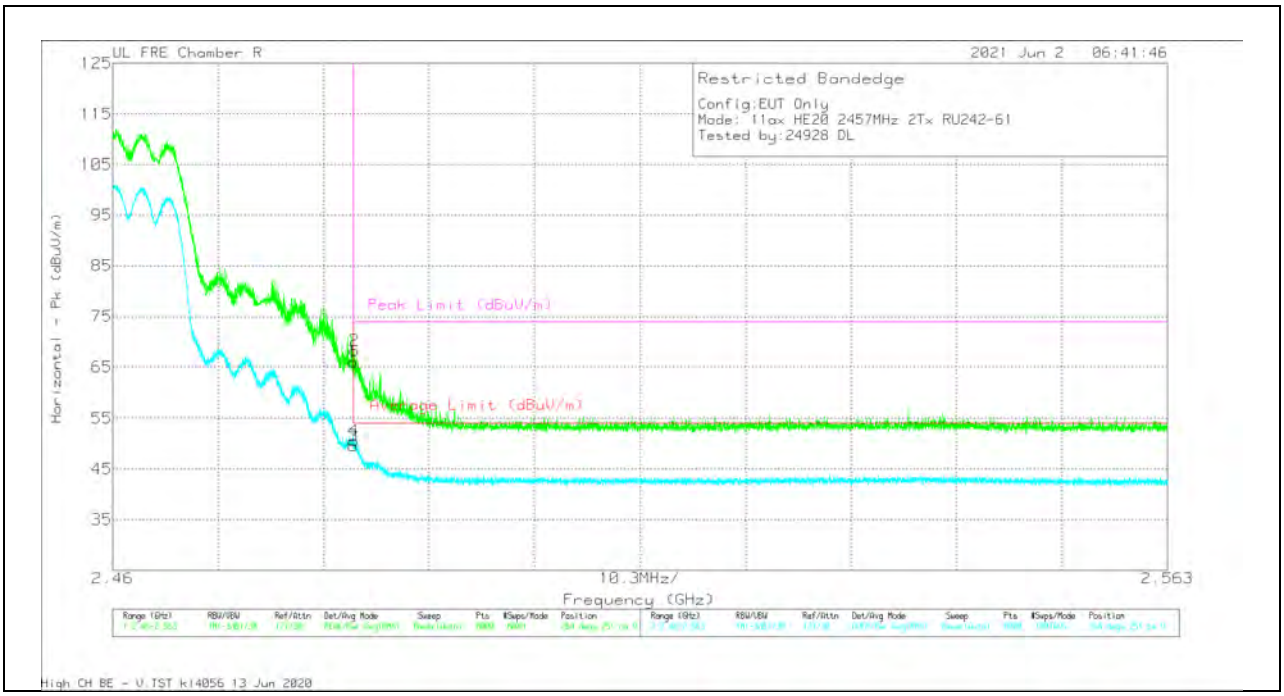

Trace Markers

Marker	Frequency (GHz)	Meter Reading (dBuV)	Det	AF PRE0213973 (dB/m)	Amp/Cbl/Fltr/Pad (dB)	DC Corr (dB)	Corrected Reading (dBuV/m)	Average Limit (dBuV/m)	Margin (dB)	Peak Limit (dBuV/m)	PK Margin (dB)	Azimuth (Degs)	Height (cm)	Polarity
1	2.4835	68.88	Pk	32.5	-35.3	0	66.08	-	-	74	-7.92	264	251	V
3	2.4835	52.25	RMS	32.5	-35.3	0	49.45	54	-4.55	-	-	264	251	V
4	2.48353	53.28	RMS	32.5	-35.3	0	50.48	54	-3.52	-	-	264	251	V
2	2.48359	71.11	Pk	32.5	-35.3	0	68.31	-	-	74	-5.69	264	251	V

Pk - Peak detector
RMS - RMS detection

UL VERIFICATION SERVICES INC.
47173 Benicia Street, Fremont, CA 94538; USA TEL:(510) 319-4000 FAX:(510) 661-0888

This report shall not be reproduced except in full, without the written approval of UL Verification Services Inc.

BANDEDGE (HIGH CHANNEL, CH 11)

HORIZONTAL RESULT

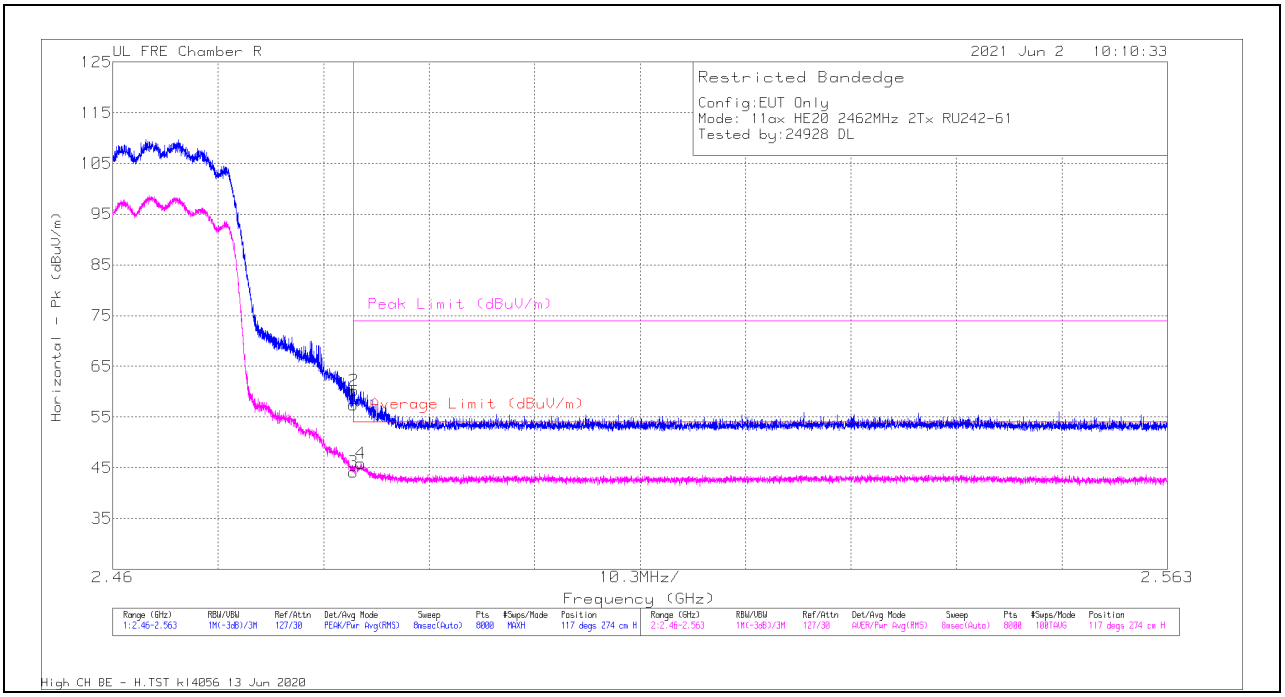

Trace Markers

Marker	Frequency (GHz)	Meter Reading (dBuV)	Det	AF PRE0213973 (dB/m)	Amp/Cbl/Fltr/Pad (dB)	DC Corr (dB)	Corrected Reading (dBuV/m)	Average Limit (dBuV/m)	Margin (dB)	Peak Limit (dBuV/m)	PK Margin (dB)	Azimuth (Degs)	Height (cm)	Polarity
1	2.4835	60.17	Pk	32.5	-35.3	0	57.37	-	-	74	-16.63	117	274	H
3	2.4835	46.84	RMS	32.5	-35.3	0	44.04	54	-9.96	-	-	117	274	H
2	2.48354	63.05	Pk	32.5	-35.3	0	60.25	-	-	74	-13.75	117	274	H
4	2.48425	48.49	RMS	32.5	-35.3	0	45.69	54	-8.31	-	-	117	274	H

Pk - Peak detector
RMS - RMS detection

UL VERIFICATION SERVICES INC.
47173 Benicia Street, Fremont, CA 94538; USA TEL:(510) 319-4000 FAX:(510) 661-0888

This report shall not be reproduced except in full, without the written approval of UL Verification Services Inc.

VERTICAL RESULT

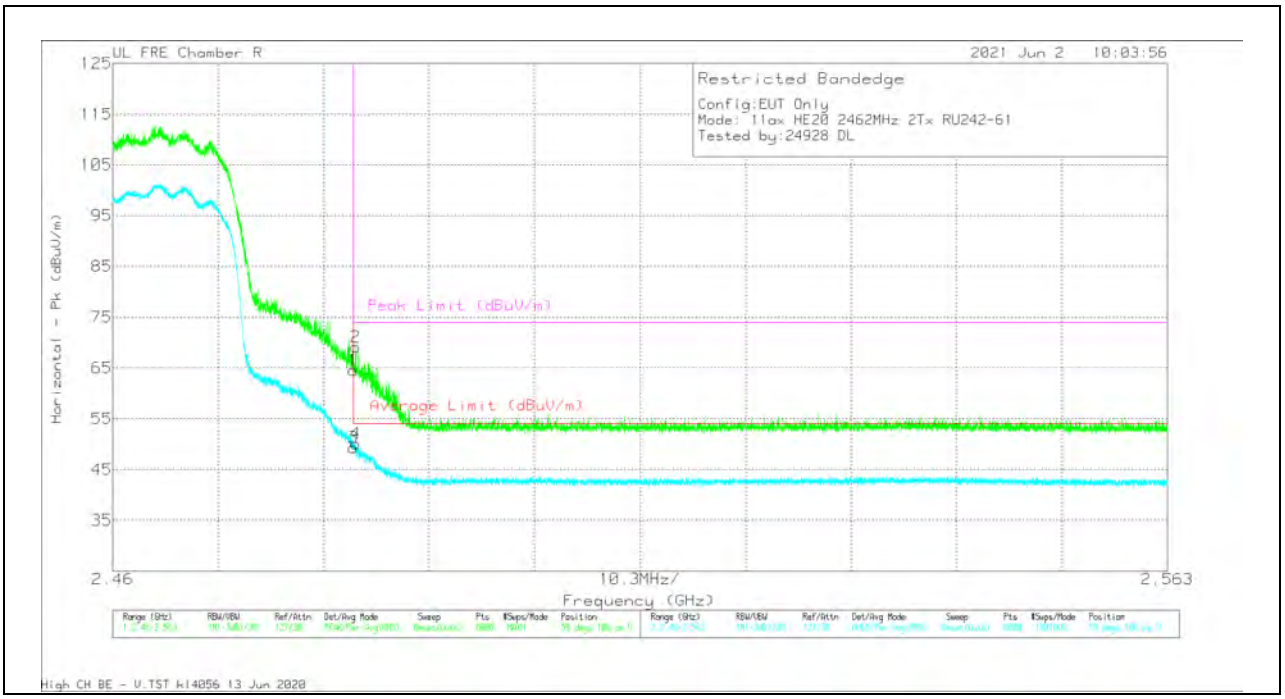

Trace Markers

Marker	Frequency (GHz)	Meter Reading (dBuV)	Det	AF PRE0213973 (dB/m)	Amp/Cbl/Fltr/Pad (dB)	DC Corr (dB)	Corrected Reading (dBuV/m)	Average Limit (dBuV/m)	Margin (dB)	Peak Limit (dBuV/m)	PK Margin (dB)	Azimuth (Degs)	Height (cm)	Polarity
1	2.4835	67.38	Pk	32.5	-35.3	0	64.58	-	-	74	-9.42	59	106	V
3	2.4835	52.03	RMS	32.5	-35.3	0	49.23	54	-4.77	-	-	59	106	V
2	2.48372	71.9	Pk	32.5	-35.3	0	69.1	-	-	74	-4.9	59	106	V
4	2.48372	52.77	RMS	32.5	-35.3	0	49.97	54	-4.03	-	-	59	106	V

Pk - Peak detector
RMS - RMS detection

UL VERIFICATION SERVICES INC.
47173 Benicia Street, Fremont, CA 94538; USA TEL:(510) 319-4000 FAX:(510) 661-0888

This report shall not be reproduced except in full, without the written approval of UL Verification Services Inc.

BANDEDGE (HIGH CHANNEL, CH 12)

HORIZONTAL RESULT

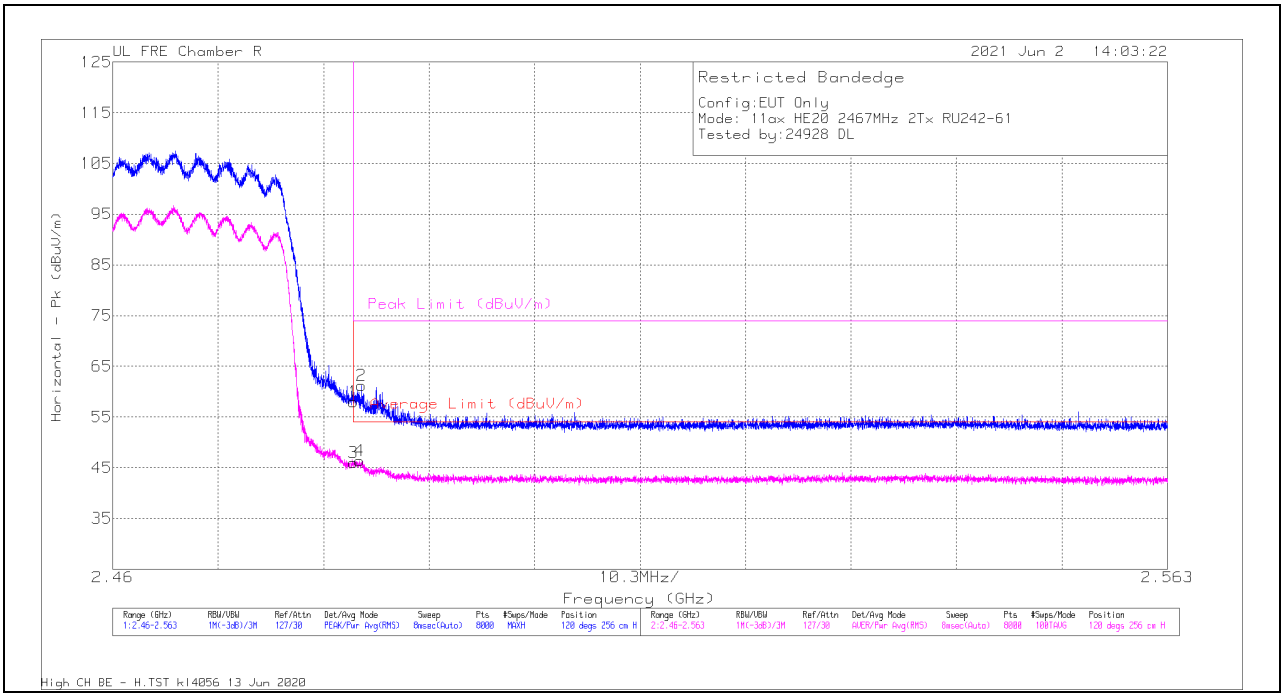

Trace Markers

Marker	Frequency (GHz)	Meter Reading (dBuV)	Det	AF PRE0213973 (dB/m)	Amp/Cbl/Fltr/Pad (dB)	DC Corr (dB)	Corrected Reading (dBuV/m)	Average Limit (dBuV/m)	Margin (dB)	Peak Limit (dBuV/m)	PK Margin (dB)	Azimuth (Degs)	Height (cm)	Polarity
1	2.4835	60.85	Pk	32.5	-35.3	0	58.05	-	-	74	-15.95	120	256	H
3	2.4835	48.71	RMS	32.5	-35.3	0	45.91	54	-8.09	-	-	120	256	H
4	2.48412	49.01	RMS	32.5	-35.3	0	46.21	54	-7.79	-	-	120	256	H
2	2.48427	63.96	Pk	32.5	-35.3	0	61.16	-	-	74	-12.84	120	256	H

Pk - Peak detector
RMS - RMS detection

UL VERIFICATION SERVICES INC.
47173 Benicia Street, Fremont, CA 94538; USA TEL:(510) 319-4000 FAX:(510) 661-0888

This report shall not be reproduced except in full, without the written approval of UL Verification Services Inc.

VERTICAL RESULT

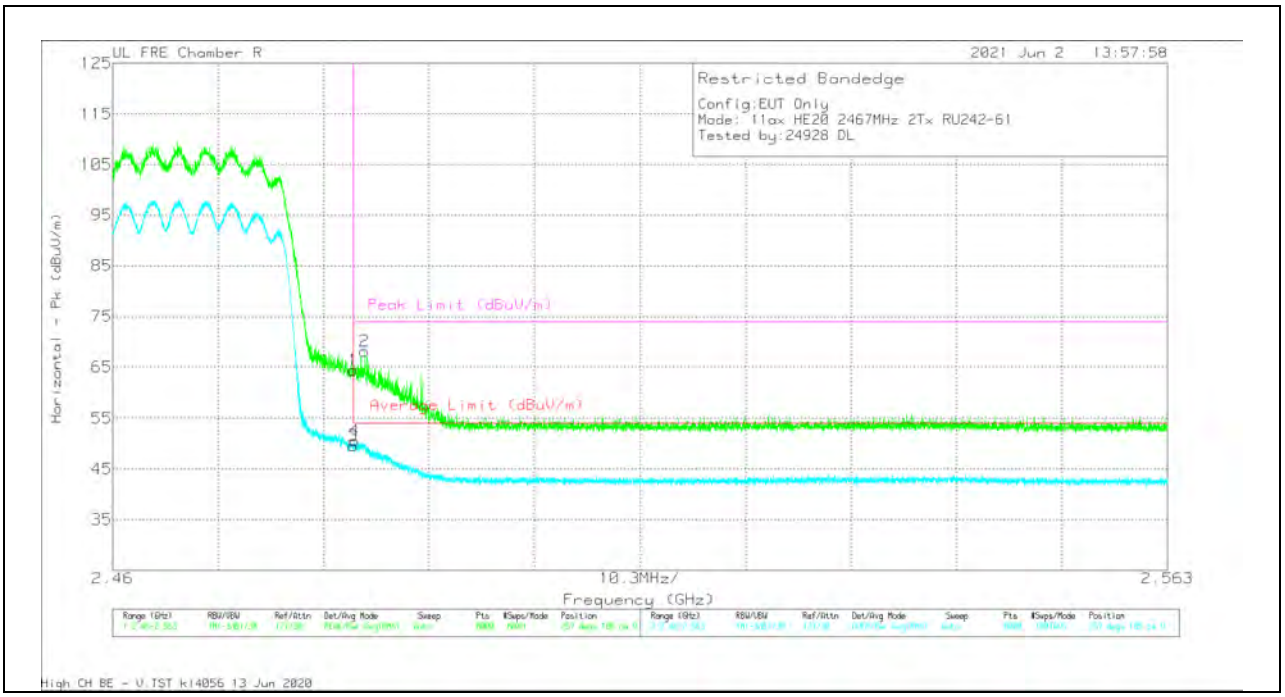

Trace Markers

Marker	Frequency (GHz)	Meter Reading (dBuV)	Det	AF PRE0213973 (dB/m)	Amp/Cbl/Fltr/Pad (dB)	DC Corr (dB)	Corrected Reading (dBuV/m)	Average Limit (dBuV/m)	Margin (dB)	Peak Limit (dBuV/m)	PK Margin (dB)	Azimuth (Degs)	Height (cm)	Polarity
1	2.4835	67.2	Pk	32.5	-35.3	0	64.4	-	-	74	-9.6	257	185	V
3	2.4835	52.28	RMS	32.5	-35.3	0	49.48	54	-4.52	-	-	257	185	V
4	2.48364	53.2	RMS	32.5	-35.3	0	50.4	54	-3.6	-	-	257	185	V
2	2.48462	70.97	Pk	32.5	-35.3	0	68.17	-	-	74	-5.83	257	185	V

Pk - Peak detector
RMS - RMS detection

UL VERIFICATION SERVICES INC.
47173 Benicia Street, Fremont, CA 94538; USA TEL:(510) 319-4000 FAX:(510) 661-0888

This report shall not be reproduced except in full, without the written approval of UL Verification Services Inc.

BANDEDGE (HIGH CHANNEL, CH 13)

HORIZONTAL RESULT

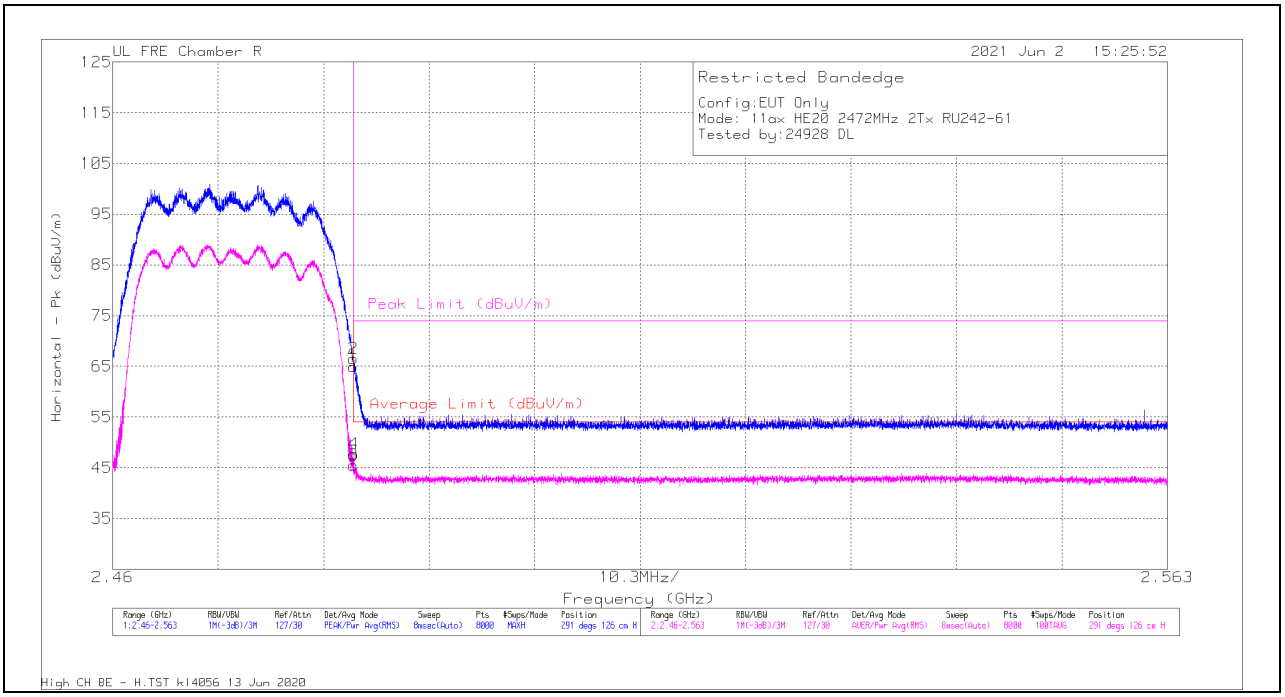

Trace Markers

Marker	Frequency (GHz)	Meter Reading (dBuV)	Det	AF PRE0213973 (dB/m)	Amp/Cbl/Fltr/Pad (dB)	DC Corr (dB)	Corrected Reading (dBuV/m)	Average Limit (dBuV/m)	Margin (dB)	Peak Limit (dBuV/m)	PK Margin (dB)	Azimuth (Degs)	Height (cm)	Polarity
1	2.4835	67.73	Pk	32.5	-35.3	0	64.93	-	-	74	-9.07	291	126	H
3	2.4835	48.18	RMS	32.5	-35.3	0	45.38	54	-8.62	-	-	291	126	H
2	2.48351	69.36	Pk	32.5	-35.3	0	66.56	-	-	74	-7.44	291	126	H
4	2.48353	50.41	RMS	32.5	-35.3	0	47.61	54	-6.39	-	-	291	126	H

Pk - Peak detector
RMS - RMS detection

UL VERIFICATION SERVICES INC.
47173 Benicia Street, Fremont, CA 94538; USA TEL:(510) 319-4000 FAX:(510) 661-0888

This report shall not be reproduced except in full, without the written approval of UL Verification Services Inc.

VERTICAL RESULT

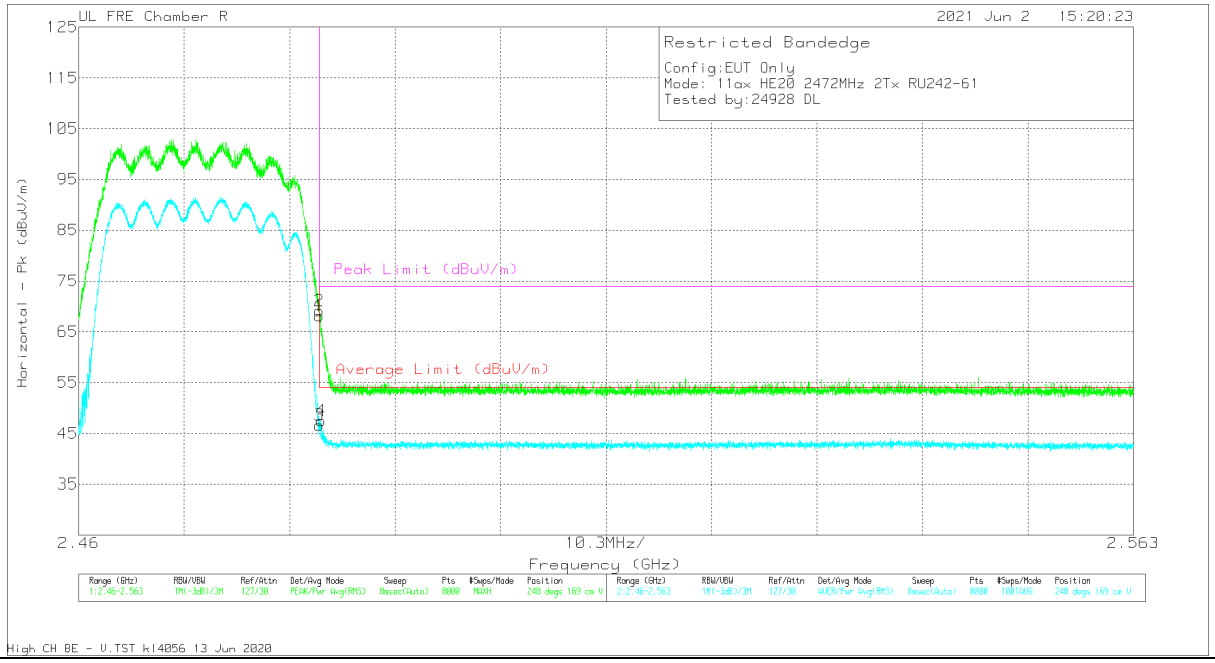

Trace Markers

Marker	Frequency (GHz)	Meter Reading (dBuV)	Det	AF PRE0213973 (dB/m)	Amp/Cbl/Fltr/Pad (dB)	DC Corr (dB)	Corrected Reading (dBuV/m)	Average Limit (dBuV/m)	Margin (dB)	Peak Limit (dBuV/m)	PK Margin (dB)	Azimuth (Degs)	Height (cm)	Polarity
1	2.4835	70.92	Pk	32.5	-35.3	0	68.12	-	-	74	-5.88	248	169	V
2	2.48351	71.96	Pk	32.5	-35.3	0	69.16	-	-	74	-4.84	248	169	V
3	2.4835	49.33	RMS	32.5	-35.3	0	46.53	54	-7.47	-	-	248	169	V
4	2.48366	50.17	RMS	32.5	-35.3	0	47.37	54	-6.63	-	-	248	169	V

Pk - Peak detector
RMS - RMS detection

UL VERIFICATION SERVICES INC.
47173 Benicia Street, Fremont, CA 94538; USA TEL:(510) 319-4000 FAX:(510) 661-0888

This report shall not be reproduced except in full, without the written approval of UL Verification Services Inc.

HARMONICS AND SPURIOUS EMISSIONS (WORST-CASE)

LOW CHANNEL, CH 1 RESULTS

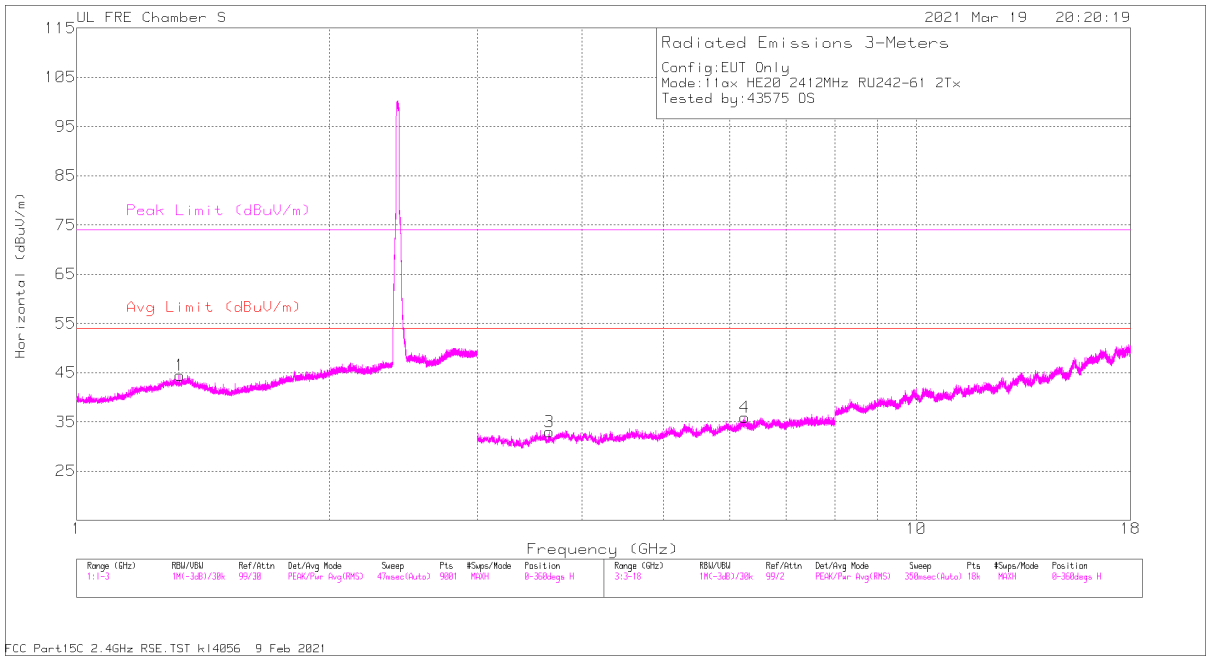

HORIZONTAL

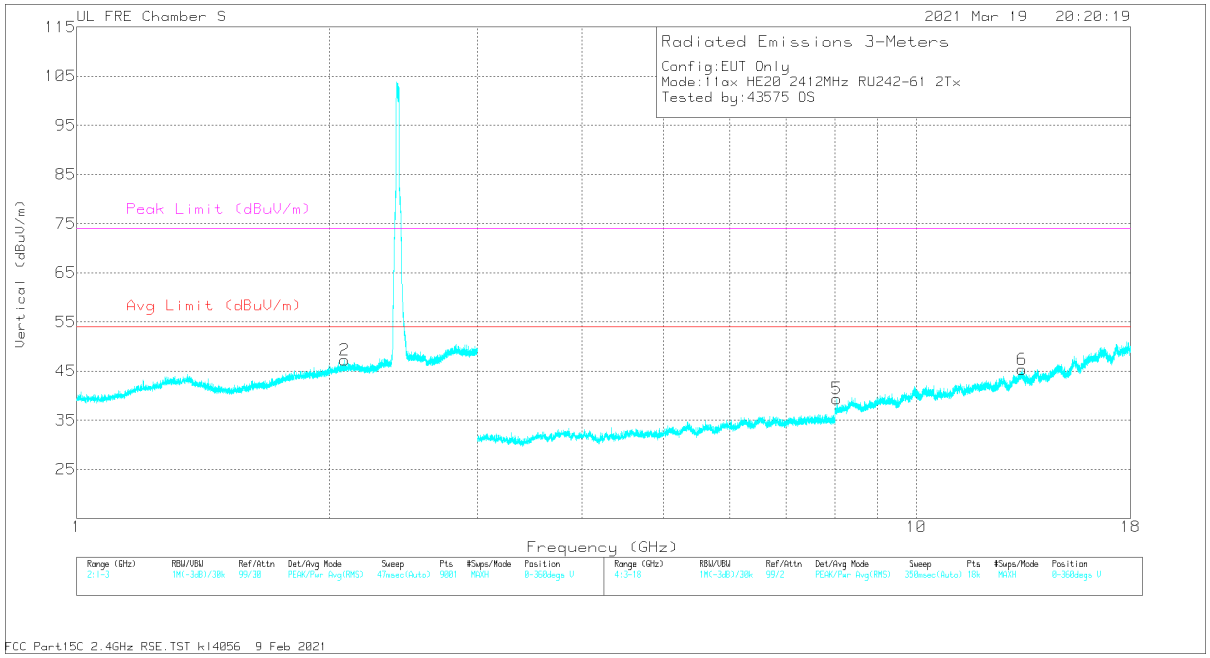

VERTICAL

UL VERIFICATION SERVICES INC.
47173 Benicia Street, Fremont, CA 94538; USA TEL:(510) 319-4000 FAX:(510) 661-0888

This report shall not be reproduced except in full, without the written approval of UL Verification Services Inc.

RADIATED EMISSIONS

Marker	Frequency (GHz)	Meter Reading (dBuV)	Det	AF PRE0213833 (dB/m)	Amp/Cbl/Fltr/Pad (dB)	Corrected Reading (dBuV/m)	Avg Limit (dBuV/m)	Margin (dB)	Peak Limit (dBuV/m)	PK Margin (dB)	Azimuth (Degs)	Height (cm)	Polarity
1	* 1.32638	59.65	PK2	29	-35.2	53.45	-	-	74	-20.55	0	100	H
	* 1.32592	47.76	MAv1	29	-35.2	41.56	54	-12.44	-	-	0	100	H
3	* 3.6523	50.94	PK2	33.4	-40.3	44.04	-	-	74	-29.96	0	100	H
	* 3.65432	39.27	MAv1	33.4	-40.2	32.47	54	-21.53	-	-	0	100	H
5	* 8.04805	47.82	PK2	36	-36.8	47.02	-	-	74	-26.98	0	100	V
	* 8.04802	36.49	MAv1	36	-36.8	35.69	54	-18.31	-	-	0	100	V
6	* 13.36323	48.26	PK2	39.4	-33.9	53.76	-	-	74	-20.24	0	100	V
	* 13.36284	36.76	MAv1	39.4	-33.9	42.26	54	-11.74	-	-	0	100	V
2	2.08315	59.63	PK2	31.6	-35.1	56.13	-	-	-	-	0	201	V
4	6.24579	50.16	PK2	35.5	-38.2	47.46	-	-	-	-	0	100	H

* - indicates frequency in CFR47 Pt 15 / IC RSS-Restricted Band
PK2 - KDB558074 Method: Maximum Peak
MAv1 - KDB558074 Option 1 Maximum RMS Average

UL VERIFICATION SERVICES INC.
47173 Benicia Street, Fremont, CA 94538; USA TEL:(510) 319-4000 FAX:(510) 661-0888

This report shall not be reproduced except in full, without the written approval of UL Verification Services Inc.

MID CHANNEL, CH 6 RESULTS

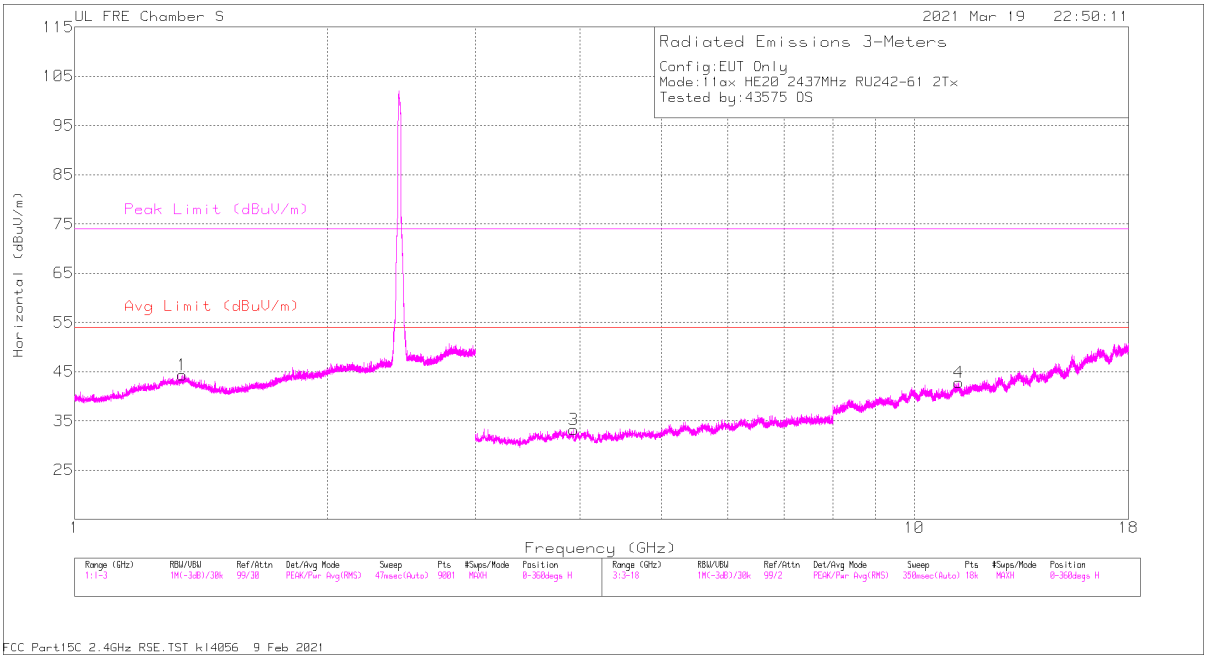

HORIZONTAL

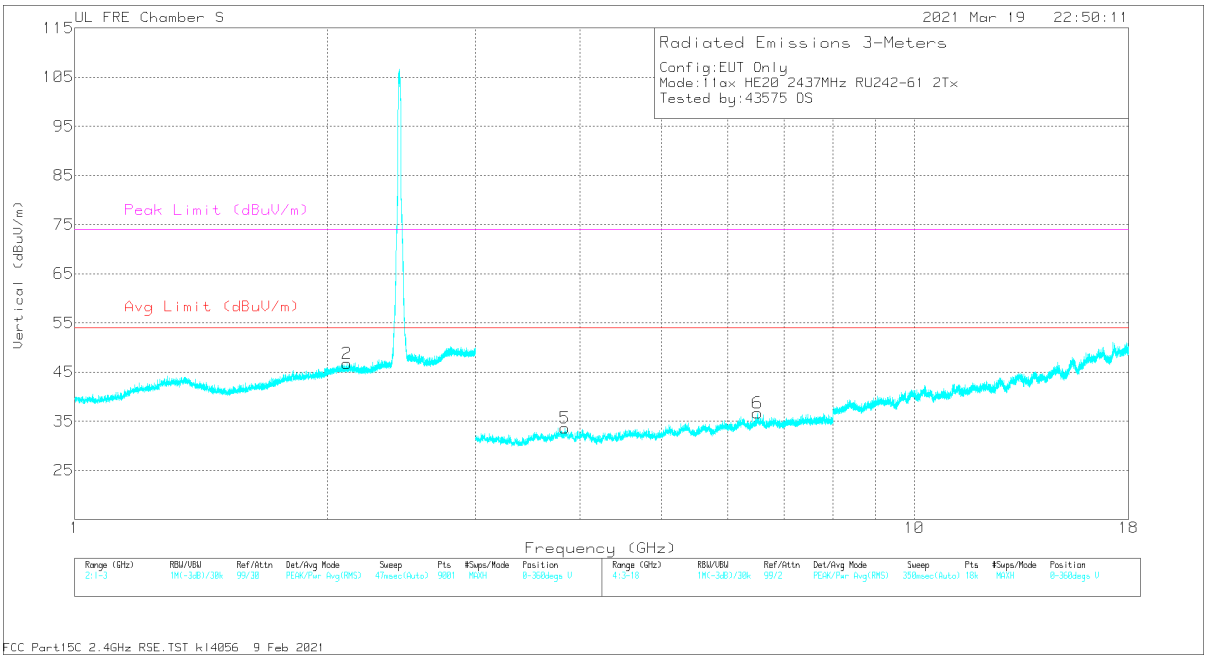

VERTICAL

UL VERIFICATION SERVICES INC.
47173 Benicia Street, Fremont, CA 94538; USA TEL:(510) 319-4000 FAX:(510) 661-0888

This report shall not be reproduced except in full, without the written approval of UL Verification Services Inc.

RADIATED EMISSIONS

Marker	Frequency (GHz)	Meter Reading (dBuV)	Det	AF PRE0213833 (dB/m)	Amp/Cbl/Fltr/Pad (dB)	Corrected Reading (dBuV/m)	Avg Limit (dBuV/m)	Margin (dB)	Peak Limit (dBuV/m)	PK Margin (dB)	Azimuth (Degs)	Height (cm)	Polarity
1	* 1.34327	59.35	PK2	29.3	-35.1	53.55	-	-	74	-20.45	360	100	H
	* 1.34419	47.6	MAv1	29.3	-35.1	41.8	54	-12.2	-	-	360	100	H
3	* 3.93113	50.72	PK2	33.8	-40.4	44.12	-	-	74	-29.88	360	100	H
	* 3.93165	39.2	MAv1	33.8	-40.4	32.6	54	-21.4	-	-	360	100	H
4	* 11.29751	48.34	PK2	38.2	-34.3	52.24	-	-	74	-21.76	360	100	H
	* 11.29892	36.56	MAv1	38.2	-34.4	40.36	54	-13.64	-	-	360	100	H
5	* 3.8379	52.19	PK2	33.6	-40.6	45.19	-	-	74	-28.81	360	201	V
	* 3.83845	40.4	MAv1	33.6	-40.6	33.4	54	-20.6	-	-	360	201	V
2	2.11223	59.4	PK2	31.7	-35.2	55.9	-	-	-	-	360	201	V
6	6.5048	38.3	MAv1	35.6	-37.7	36.2	-	-	-	-	360	200	V

* - indicates frequency in CFR47 Pt 15 / IC RSS-Restricted Band
PK2 - KDB558074 Method: Maximum Peak
MAv1 - KDB558074 Option 1 Maximum RMS Average

UL VERIFICATION SERVICES INC.
47173 Benicia Street, Fremont, CA 94538; USA TEL:(510) 319-4000 FAX:(510) 661-0888

This report shall not be reproduced except in full, without the written approval of UL Verification Services Inc.

HIGH CHANNEL, CH 13 RESULTS

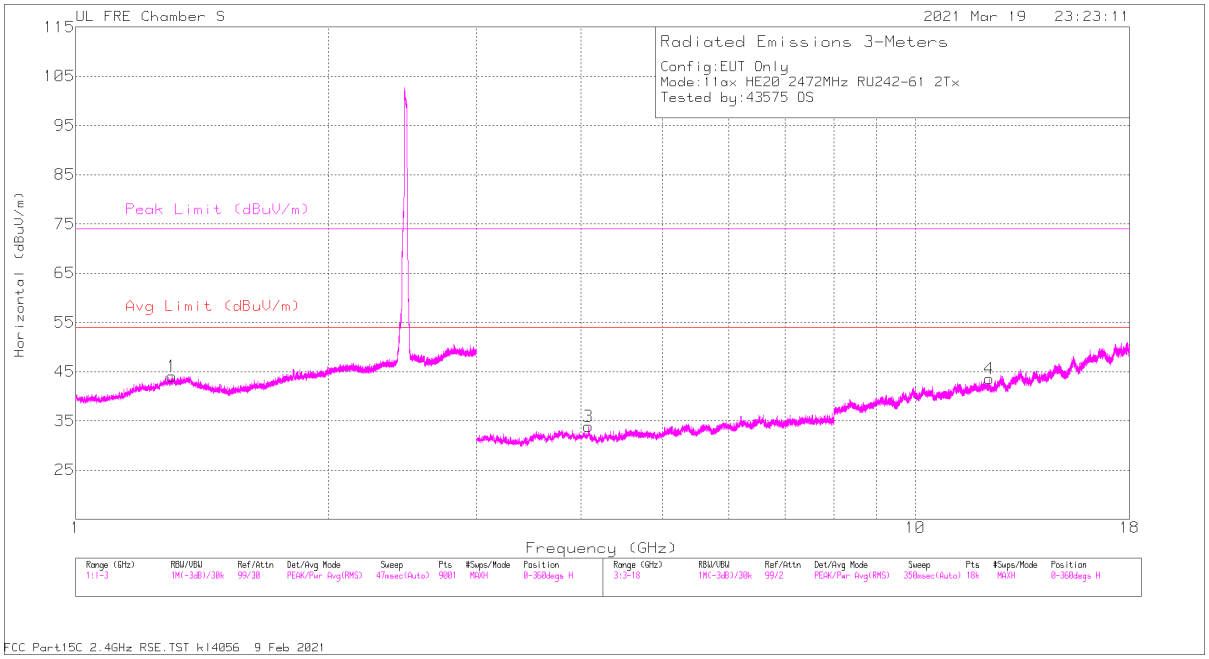

HORIZONTAL

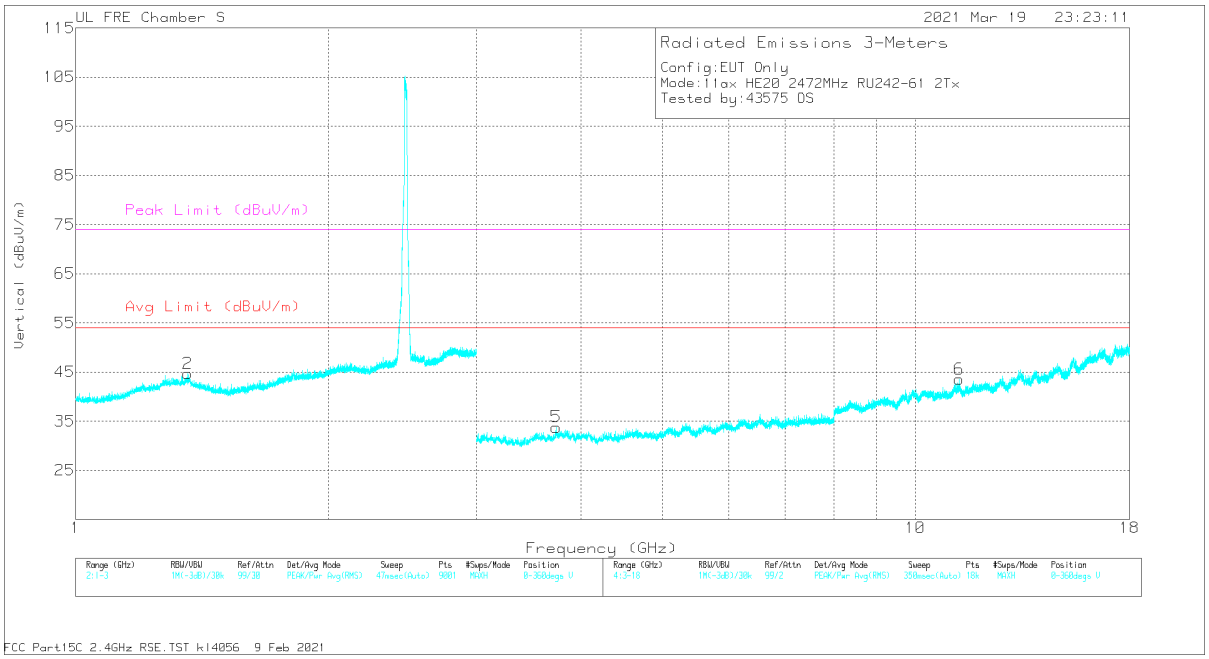

VERTICAL

UL VERIFICATION SERVICES INC.
47173 Benicia Street, Fremont, CA 94538; USA TEL:(510) 319-4000 FAX:(510) 661-0888

This report shall not be reproduced except in full, without the written approval of UL Verification Services Inc.

RADIATED EMISSIONS

Marker	Frequency (GHz)	Meter Reading (dBuV)	Det	AF PRE0213833 (dB/m)	Amp/Cbl/Fltr/Pad (dB)	Corrected Reading (dBuV/m)	Avg Limit (dBuV/m)	Margin (dB)	Peak Limit (dBuV/m)	PK Margin (dB)	Azimuth (Degs)	Height (cm)	Polarity
1	* 1.30167	59.33	PK2	28.9	-35.3	52.93	-	-	74	-21.07	0	100	H
	* 1.30161	47.87	MAv1	28.9	-35.3	41.47	54	-12.53	-	-	0	100	H
2	* 1.36097	58.73	PK2	29.3	-35.1	52.93	-	-	74	-21.07	0	201	V
	* 1.3583	47.52	MAv1	29.4	-35.1	41.82	54	-12.18	-	-	0	201	V
3	* 4.08217	52.7	PK2	33.6	-41	45.3	-	-	74	-28.7	0	200	H
	* 4.08157	40.56	MAv1	33.6	-41	33.16	54	-20.84	-	-	0	200	H
4	* 12.2522	46.82	PK2	39.2	-33.7	52.32	-	-	74	-21.68	0	200	H
	* 12.25239	35.29	MAv1	39.2	-33.7	40.79	54	-13.21	-	-	0	200	H
5	* 3.73487	51.59	PK2	33.5	-40.4	44.69	-	-	74	-29.31	0	100	V
	* 3.73749	40	MAv1	33.5	-40.4	33.1	54	-20.9	-	-	0	100	V
6	* 11.28547	48.43	PK2	38.2	-34.2	52.43	-	-	74	-21.57	0	100	V
	* 11.28519	36.58	MAv1	38.2	-34.2	40.58	54	-13.42	-	-	0	100	V

* - indicates frequency in CFR47 Pt 15 / IC RSS-Restricted Band
PK2 - KDB558074 Method: Maximum Peak
MAv1 - KDB558074 Option 1 Maximum RMS Average

UL VERIFICATION SERVICES INC.
47173 Benicia Street, Fremont, CA 94538; USA TEL:(510) 319-4000 FAX:(510) 661-0888

This report shall not be reproduced except in full, without the written approval of UL Verification Services Inc.

10.2. WORST CASE BELOW 1 GHz

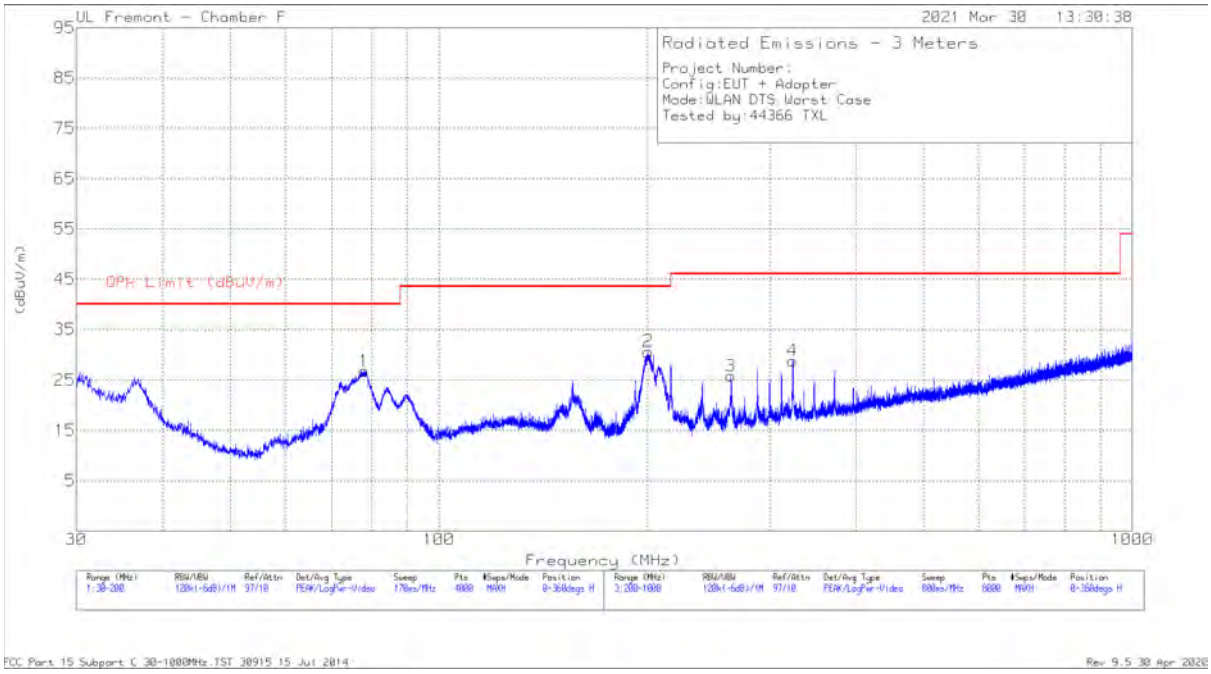

HORIZONTAL

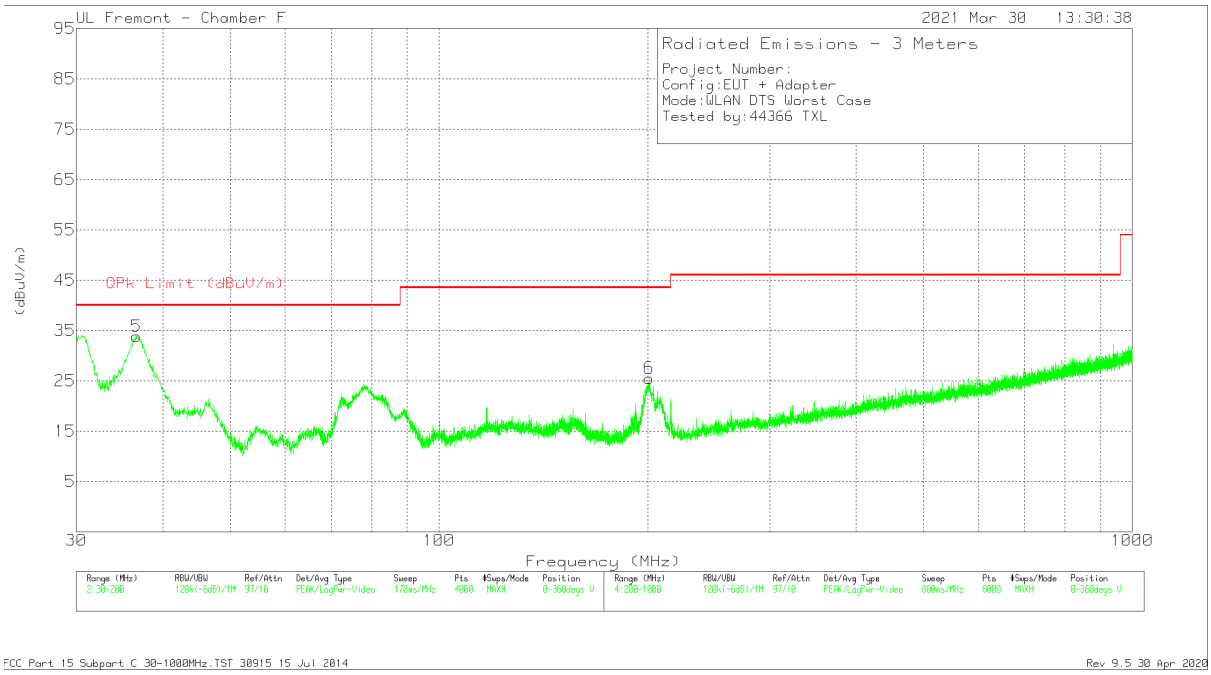

VERTICAL

UL VERIFICATION SERVICES INC.
47173 Benicia Street, Fremont, CA 94538; USA TEL:(510) 319-4000 FAX:(510) 661-0888

This report shall not be reproduced except in full, without the written approval of UL Verification Services Inc.

Below 1GHz DATA

Frequency (MHz)	Meter Reading (dBuV)	Det	AF T243 (dB/m)	Amp/Cbl (dB)	Corrected Reading (dBuV/m)	QPk Limit (dBuV/m)	Margin (dB)	Azimuth (Degs)	Height (cm)	Polarity
77.8432	40.99	Qp	14	-31.4	23.59	40	-16.41	357	265	H
36.7865	38.98	Qp	22.9	-31.8	30.08	40	-9.92	81	100	V
200.3161	38.52	Qp	19.2	-30.5	27.22	43.52	-16.3	94	106	H
* 263.9189	35.14	Qp	19.1	-30.1	24.14	46.02	-21.88	11	107	H
* 323.9867	37.32	Qp	20.4	-29.8	27.92	46.02	-18.1	230	103	H
201.0278	33.68	Qp	19.2	-30.5	22.38	43.52	-21.14	58	163	V

* - indicates frequency in CFR47 Pt 15 / IC RSS-Restricted Band
Qp - Quasi-Peak detector

UL VERIFICATION SERVICES INC.
47173 Benicia Street, Fremont, CA 94538; USA TEL:(510) 319-4000 FAX:(510) 661-0888

This report shall not be reproduced except in full, without the written approval of UL Verification Services Inc.

10.3. WORST CASE 18-26 GHz

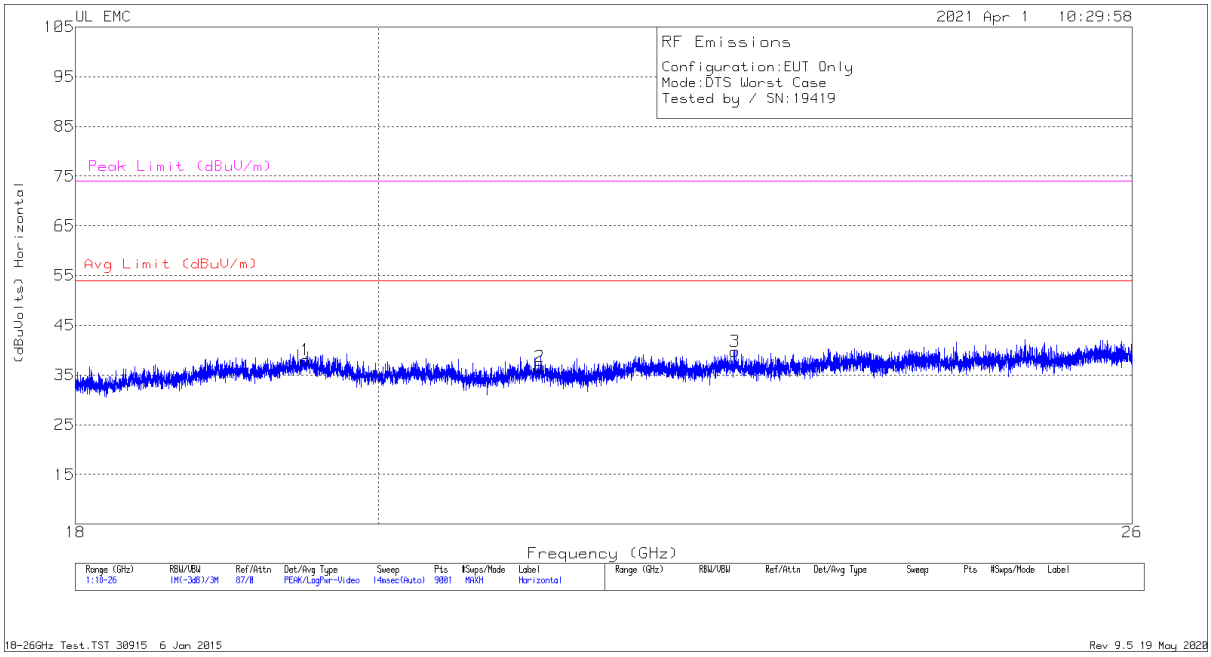

HORIZONTAL

VERTICAL

UL VERIFICATION SERVICES INC.
47173 Benicia Street, Fremont, CA 94538; USA TEL:(510) 319-4000 FAX:(510) 661-0888

This report shall not be reproduced except in full, without the written approval of UL Verification Services Inc.

18 – 26GHz DATA

Marker	Frequency (GHz)	Meter Reading (dBuV)	Det	T125 AF (dB/m)	Amp/Cbl (dB)	Dist Corr (dB)	Corrected Reading (dBuVolts)	Avg Limit (dBuV/m)	Margin (dB)	Peak Limit (dBuV/m)	PK Margin (dB)
1	19.50222	33.93	Pk	32.8	-19.2	-9.5	38.03	54	-15.97	74	-35.97
2	21.15733	34.04	Pk	33	-20.9	-9.5	36.64	54	-17.36	74	-37.36
3	22.64089	35.87	Pk	33.4	-20	-9.5	39.77	54	-14.23	74	-34.23
4	19.336	35.5	Pk	32.6	-18.6	-9.5	40	54	-14	74	-34
5	21.584	33.56	Pk	33.2	-20.8	-9.5	36.46	54	-17.54	74	-37.54
6	23.58133	35.9	Pk	33.8	-20	-9.5	40.2	54	-13.8	74	-33.8

Pk - Peak detector

Note: measurement distance was 1m.

UL VERIFICATION SERVICES INC.
47173 Benicia Street, Fremont, CA 94538; USA TEL:(510) 319-4000 FAX:(510) 661-0888

This report shall not be reproduced except in full, without the written approval of UL Verification Services Inc.

11. AC POWER LINE CONDUCTED EMISSIONS

LIMITS

FCC §15.207 (a)

RSS-Gen 8.8

Frequency of Emission (MHz)	Conducted Limit (dBµV)	
	Quasi-peak	Average
0.15-0.5	66 to 56 *	56 to 46 *
0.5-5	56	46
5-30	60	50

*Decreases with the logarithm of the frequency.

TEST PROCEDURE

The EUT is placed on a non-conducting table 40 cm from the vertical ground plane and 80 cm above the horizontal ground plane. The EUT is configured in accordance with ANSI C63.10.

The receiver is set to a resolution bandwidth of 9 kHz. Peak detection is used unless otherwise noted as quasi-peak or average.

Line conducted data is recorded for both NEUTRAL and HOT lines.

RESULTS

UL VERIFICATION SERVICES INC.
47173 Benicia Street, Fremont, CA 94538; USA TEL:(510) 319-4000 FAX:(510) 661-0888

This report shall not be reproduced except in full, without the written approval of UL Verification Services Inc.

11.1. AC POWER LINE WITH LAPTOP

LINE 1 RESULTS

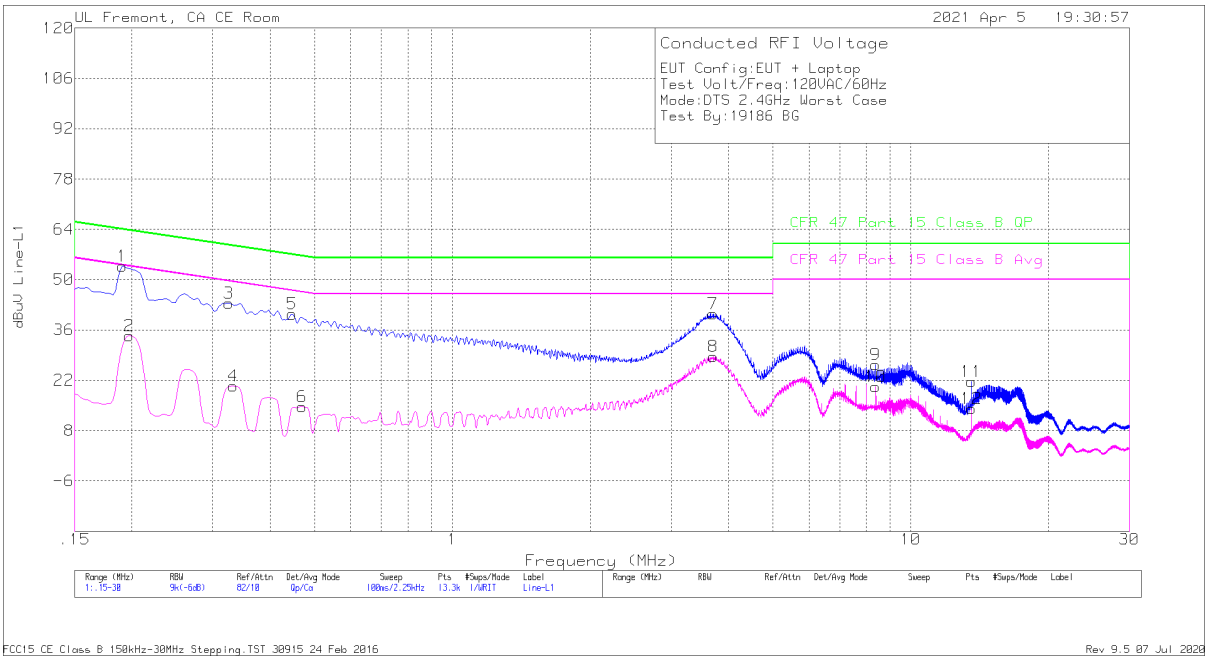

Marker	Frequency (MHz)	Meter Reading (dBuV)	Det	PRE0186446 L1	LC Cables C1&C3 dB	Limiter (dB)	Corrected Reading dBuV	CFR 47 Part 15 Class B QP	QP Margin (dB)	CFR 47 Part 15 Class B Avg	Av(CISPR)Margin (dB)
1	.1905	43.61	Qp	0	0	10.1	53.71	64.01	-10.3	-	-
2	.19725	24.34	Ca	0	0	10.1	34.44	-	-	53.73	-19.29
3	.3255	33.38	Qp	0	0	10.1	43.48	59.57	-16.09	-	-
4	.33225	10.26	Ca	0	0	10.1	20.36	-	-	49.39	-29.03
5	.447	30.3	Qp	0	0	10.1	40.4	56.93	-16.53	-	-
6	.4695	4.6	Ca	0	0	10.1	14.7	-	-	46.52	-31.82
7	3.70275	30.14	Qp	0	.1	10.2	40.44	56	-15.56	-	-
8	3.705	18.28	Ca	0	.1	10.2	28.58	-	-	46	-17.42
9	8.3895	15.96	Qp	0	.2	10.2	26.36	60	-33.64	-	-
10	8.39175	9.82	Ca	0	.2	10.2	20.22	-	-	50	-29.78
11	13.56	11.16	Qp	.1	.2	10.2	21.66	60	-38.34	-	-
12	13.56	3.67	Ca	.1	.2	10.2	14.17	-	-	50	-35.83

Qp - Quasi-Peak detector
Ca - CISPR average detection

UL VERIFICATION SERVICES INC.
47173 Benicia Street, Fremont, CA 94538; USA TEL:(510) 319-4000 FAX:(510) 661-0888

This report shall not be reproduced except in full, without the written approval of UL Verification Services Inc.

LINE 2 RESULTS

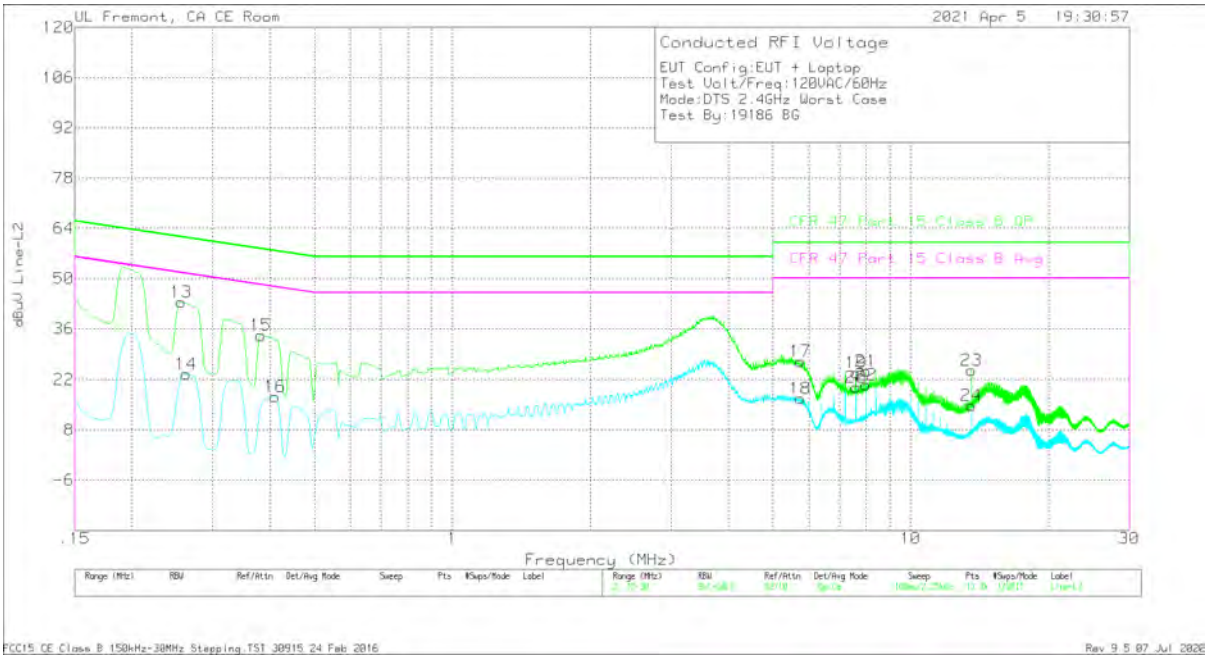

Marker	Frequency (MHz)	Meter Reading (dBuV)	Det	PRE0186446 L2	LC Cables C2&C3 dB	Limiter (dB)	Corrected Reading dBuV	CFR 47 Part 15 Class B QP	QP Margin (dB)	CFR 47 Part 15 Class B Avg	Av(CISPR)Margin (dB)
13	.25575	33.35	Qp	0	0	10.1	43.45	61.57	-18.12	-	-
14	.2625	13.43	Ca	0	0	10.1	23.53	-	-	51.35	-27.82
15	.38175	24.09	Qp	0	0	10.1	34.19	58.24	-24.05	-	-
16	.411	7.15	Ca	0	0	10.1	17.25	-	-	47.63	-30.38
17	5.739	16.83	Qp	0	.1	10.2	27.13	60	-32.87	-	-
18	5.739	6.39	Ca	0	.1	10.2	16.69	-	-	50	-33.31
19	7.593	13.59	Qp	0	.1	10.2	23.89	60	-36.11	-	-
20	7.593	9.67	Ca	0	.1	10.2	19.97	-	-	50	-30.03
21	7.99125	14.08	Qp	0	.1	10.2	24.38	60	-35.62	-	-
22	7.99125	10.27	Ca	0	.1	10.2	20.57	-	-	50	-29.43
23	13.56	14.1	Qp	.1	.2	10.2	24.6	60	-35.4	-	-
24	13.56	4.32	Ca	.1	.2	10.2	14.82	-	-	50	-35.18

Qp - Quasi-Peak detector
Ca - CISPR average detection

UL VERIFICATION SERVICES INC.
47173 Benicia Street, Fremont, CA 94538; USA TEL:(510) 319-4000 FAX:(510) 661-0888

This report shall not be reproduced except in full, without the written approval of UL Verification Services Inc.

11.2. AC POWER LINE WITH CHARGER

LINE 1 RESULTS

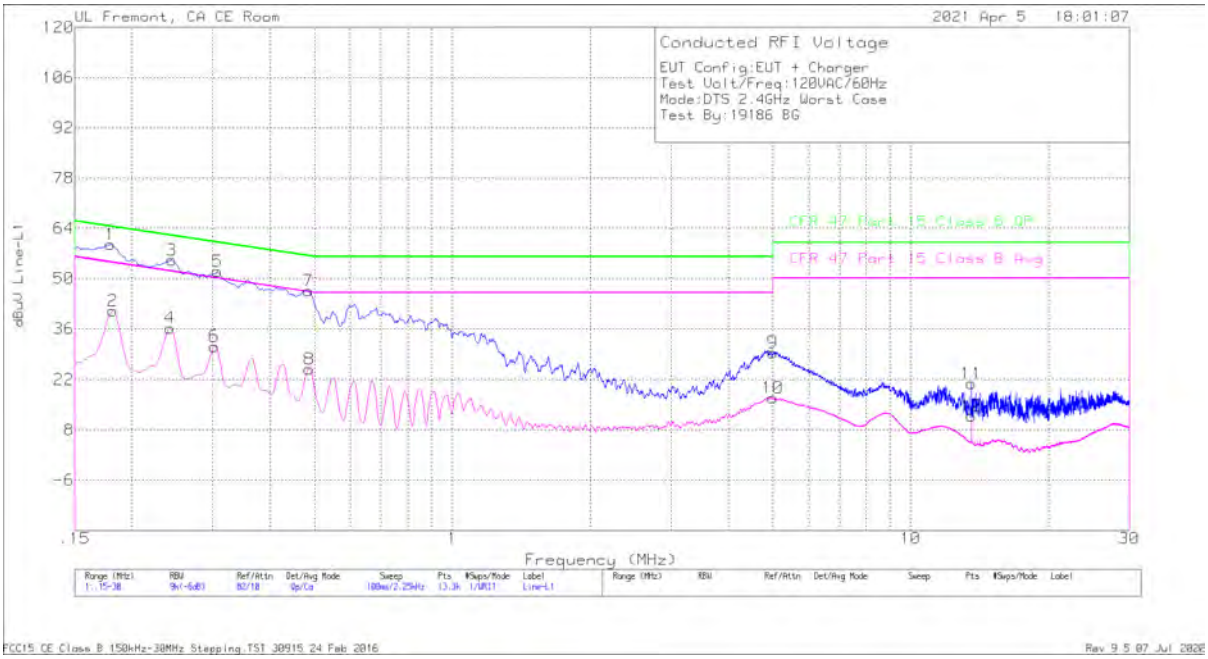

Marker	Frequency (MHz)	Meter Reading (dBuV)	Det	PRE0186446 L1	LC Cables C1&C3 dB	Limiter (dB)	Corrected Reading dBuV	CFR 47 Part 15 Class B QP	QP Margin (dB)	CFR 47 Part 15 Class B Avg	Av(CISPR)Margin (dB)
1	.17925	49.36	Qp	0	0	10.1	59.46	64.52	-5.06	-	-
2	.1815	30.87	Ca	0	0	10.1	40.97	-	-	54.42	-13.45
3	.2445	44.99	Qp	0	0	10.1	55.09	61.94	-6.85	-	-
4	.24225	26.11	Ca	0	0	10.1	36.21	-	-	52.02	-15.81
5	.3075	41.82	Qp	0	0	10.1	51.92	60.04	-8.12	-	-
6	.303	21.21	Ca	0	0	10.1	31.31	-	-	50.16	-18.85
7	.48525	36.55	Qp	0	0	10.1	46.65	56.25	-9.6	-	-
8	.4875	14.89	Ca	0	0	10.1	24.99	-	-	46.21	-21.22
9	5.00775	19.18	Qp	0	.1	10.2	29.48	60	-30.52	-	-
10	5.00775	6.61	Ca	0	.1	10.2	16.91	-	-	50	-33.09
11	13.56	10.37	Qp	.1	.2	10.2	20.87	60	-39.13	-	-
12	13.56	1.32	Ca	.1	.2	10.2	11.82	-	-	50	-38.18

Qp - Quasi-Peak detector
Ca - CISPR average detection

UL VERIFICATION SERVICES INC.
47173 Benicia Street, Fremont, CA 94538; USA TEL:(510) 319-4000 FAX:(510) 661-0888

This report shall not be reproduced except in full, without the written approval of UL Verification Services Inc.

LINE 2 RESULTS

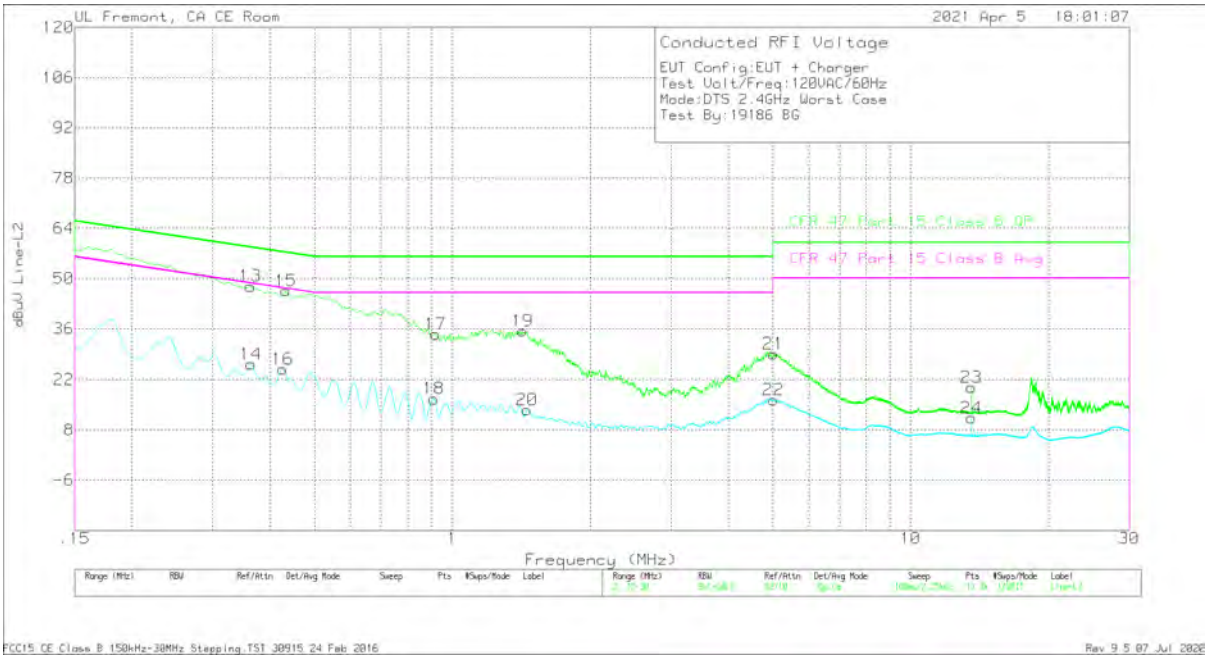

Marker	Frequency (MHz)	Meter Reading (dBuV)	Det	PRE0186446 L2	LC Cables C2&C3 dB	Limiter (dB)	Corrected Reading dBuV	CFR 47 Part 15 Class B QP	QP Margin (dB)	CFR 47 Part 15 Class B Avg	Av(CISPR)Margin (dB)
13	.36263	37.8	Qp	0	0	10.1	47.9	58.67	-10.77	-	-
14	.36375	16.21	Ca	0	0	10.1	26.31	-	-	48.64	-22.33
15	.4335	36.42	Qp	0	0	10.1	46.52	57.19	-10.67	-	-
16	.42675	14.92	Ca	0	0	10.1	25.02	-	-	47.32	-22.3
17	.9195	24.38	Qp	0	.1	10.1	34.58	56	-21.42	-	-
18	.9105	6.47	Ca	0	.1	10.1	16.67	-	-	46	-29.33
19	1.42575	25.16	Qp	0	.1	10.1	35.36	56	-20.64	-	-
20	1.455	3.49	Ca	0	.1	10.1	13.69	-	-	46	-32.31
21	5.01225	18.87	Qp	0	.1	10.2	29.17	60	-30.83	-	-
22	5.0145	6.18	Ca	0	.1	10.2	16.48	-	-	50	-33.52
23	13.56	9.35	Qp	.1	.2	10.2	19.85	60	-40.15	-	-
24	13.56	.9	Ca	.1	.2	10.2	11.4	-	-	50	-38.6

Qp - Quasi-Peak detector
Ca - CISPR average detection

UL VERIFICATION SERVICES INC.
47173 Benicia Street, Fremont, CA 94538; USA TEL:(510) 319-4000 FAX:(510) 661-0888

This report shall not be reproduced except in full, without the written approval of UL Verification Services Inc.

12. SETUP PHOTOS

Please refer to 13573777-EP1V1 for setup photos.

END OF TEST REPORT

UL VERIFICATION SERVICES INC.
47173 Benicia Street, Fremont, CA 94538; USA TEL:(510) 319-4000 FAX:(510) 661-0888

This report shall not be reproduced except in full, without the written approval of UL Verification Services Inc.