TEST REPORT

Report Number: 13573777-E5V2 & E6V2

Applicant : APPLE INC.
1 APPLE PARK WAY
CUPERTINO, CA 95014, U.S.A.

Model : A2481 (Parent Mode, Full Test)
A2626, A2628, A2629, A2630 (Variant Models)

Brand : APPLE

FCC ID : BCG-E3994A (Parent Model)
BCG-E3996A, BCG-E4029A, BCG-E4030A (Variant Models)

IC : 579C-E3994A (Parent Model)
579C-E3996A, 579C-E4029A, 579C-E4030A (Variant Models)

EUT Description : SMARTPHONE

Test Standard(s) : FCC 47 CFR PART 15 SUBPART E
ISED RSS-247 ISSUE 2
ISED RSS-GEN ISSUE 5 + A1 + A2

Date Of Issue:
July 26, 2021

Prepared by:
UL Verification Services Inc.
47173 Benicia Street
Fremont, CA 94538 U.S.A.
TEL: (510) 319-4000
FAX: (510) 661-0888

NVLAP TESTING
ilac-MRA
NVLAP Lab code: 200065-0

REPORT REVISION HISTORY

Rev.	Issue Date	Revisions	Revised By
V1	7/26/2021	Initial Issue	Frank Ibrahim
V2	8/4/2021	Addressed TCB feedback	Chris Xiong

UL VERIFICATION SERVICES INC.
47173 Benicia Street, Fremont, CA 94538; USA TEL:(510) 319-4000 FAX:(510) 661-0888
This report shall not be reproduced except in full, without the written approval of UL Verification Services Inc.

TABLE OF CONTENTS

REPORT REVISION HISTORY **2**

TABLE OF CONTENTS **3**

1. RADIATED TEST RESULTS **4**

1.1. TRANSMITTER ABOVE 1 GHz *6*

1.1.1. TX ABOVE 1 GHz 802.11n HT20 MODE IN THE 5.2 GHz BAND 6
1.1.2. TX ABOVE 1 GHz 802.11n HT40 MODE IN THE 5.2 GHz BAND 12
1.1.3. TX ABOVE 1 GHz 802.11ac VHT80 MODE IN THE 5.2 GHz BAND 18
1.1.4. TX ABOVE 1 GHz 802.11ax HE20 MODE IN THE 5.2 GHz BAND 24
1.1.5. TX ABOVE 1 GHz 802.11ax HE40 MODE IN THE 5.2 GHz BAND 48
1.1.6. TX ABOVE 1 GHz 802.11ax HE80 MODE IN THE 5.2 GHz BAND 68
1.1.7. TX ABOVE 1 GHz 802.11n HT20 MODE IN THE 5.3 GHz BAND 84
1.1.8. TX ABOVE 1 GHz 802.11n HT40 MODE IN THE 5.3 GHz BAND 90
1.1.9. TX ABOVE 1 GHz 802.11ac VHT80 MODE IN THE 5.3 GHz BAND 96
1.1.10. TX ABOVE 1 GHz 802.11ax HE20 MODE IN THE 5.3 GHz BAND 102
1.1.11. TX ABOVE 1 GHz 802.11ax HE40 MODE IN THE 5.3 GHz BAND 126
1.1.12. TX ABOVE 1 GHz 802.11ax HE80 MODE IN THE 5.3 GHz BAND 146
1.1.13. TX ABOVE 1 GHz 802.11n HT20 MODE IN THE 5.6 GHz BAND 162
1.1.14. TX ABOVE 1 GHz 802.11n HT40 MODE IN THE 5.6 GHz BAND 174
1.1.15. TX ABOVE 1 GHz 802.11ac VHT80 MODE IN THE 5.6 GHz BAND 186
1.1.16. TX ABOVE 1 GHz 802.11ax HE20 MODE IN THE 5.6 GHz BAND 192
1.1.17. TX ABOVE 1 GHz 802.11ax HE40 MODE IN THE 5.6 GHz BAND 232
1.1.18. TX ABOVE 1 GHz 802.11ax HE80 MODE IN THE 5.6 GHz BAND 272
1.1.19. TX ABOVE 1 GHz 802.11n HT20 MODE IN THE 5.8 GHz BAND 296
1.1.20. TX ABOVE 1 GHz 802.11n HT40 MODE IN THE 5.8 GHz BAND 308
1.1.21. TX ABOVE 1 GHz 802.11ac VHT80 MODE IN THE 5.8 GHz Band 320
1.1.22. TX ABOVE 1 GHz 802.11ax HE20 MODE IN THE 5.8 GHz BAND 332
1.1.23. TX ABOVE 1 GHz 802.11ax HE40 MODE IN THE 5.8 GHz BAND 368
1.1.24. TX ABOVE 1 GHz 802.11ax HE80 MODE IN THE 5.8 GHz BAND 400

1.2. WORST CASE BELOW 1 GHz *428*

1.3. WORST CASE 18-26 GHz *430*

1.4. WORST CASE 26-40 GHz *432*

2. AC POWER LINE CONDUCTED EMISSIONS **434**

2.1.1. AC Power Line (EUT with Laptop) 435
2.1.2. AC Power Line (EUT with charger) 437

3. SETUP PHOTOS **439**

UL VERIFICATION SERVICES INC.
47173 Benicia Street, Fremont, CA 94538; USA TEL:(510) 319-4000 FAX:(510) 661-0888
This report shall not be reproduced except in full, without the written approval of UL Verification Services Inc.

1. RADIATED TEST RESULTS

LIMITS

FCC §15.205 and §15.209 -Restriced bands
FCC §15.407(b)(1-3) - Un-Restriced bands

RSS 247 Issue 2 Sections
6.2.1.2 (for 5150-5250 MHz band)
6.2.2.2 (for 5250-5350 MHz band)
6.2.3.2 (for 5470-5600 MHz and 5650-5725 MHz bands)
6.2.4.2 (for 5725-5850 MHz band)

Frequency Range (MHz)	Field Strength Limit (uV/m) at 3 m	Field Strength Limit (dBuV/m) at 3 m
30 - 88	100	40
88 - 216	150	43.5
216 - 960	200	46
Above 960	500	54

TEST PROCEDURE

The EUT is placed on a non-conducting table 80 cm above the ground plane for measurement below 1GHz and 1.5 m above the ground plane for measurement above 1GHz. The antenna to EUT distance is 3 meters. The EUT is configured in accordance with ANSI C63.10. The EUT is set to transmit in a continuous mode.

For measurements below 1 GHz the resolution bandwidth is set to 100 kHz for peak detection measurements or 120 kHz for quasi-peak detection measurements. Peak detection is used unless otherwise noted as quasi-peak.

For pre-scans above 1 GHz the resolution bandwidth is set to 1 MHz; the video bandwidth is set to 30 KHz for peak measurements.

For final measurements above 1 GHz the resolution bandwidth is set to 1 MHz; the video bandwidth is set to 3 MHz for peak measurements and as applicable for average measurements.

The spectrum from 30 MHz to 1GHz and 18GHz to 40 GHz is investigated with the transmitter set to transmit at the channel with highest output power as worst-case scenario. 1GHz to 18GHz was set to the lowest, middle, and highest channels in the 5 GHz bands.

The frequency range of interest is monitored at a fixed antenna height and EUT azimuth. The EUT is rotated through 360 degrees to maximize emissions received. The antenna is scanned from 1 to 4 meters above the ground plane to further maximize the emission. Measurements are made with the antenna polarized in both the vertical and the horizontal positions.

UL VERIFICATION SERVICES INC.
47173 Benicia Street, Fremont, CA 94538; USA TEL:(510) 319-4000 FAX:(510) 661-0888
This report shall not be reproduced except in full, without the written approval of UL Verification Services Inc.

KDB 414788 Open Field Site (OFS) and Chamber Correlation Justification

Base on FCC 15.31 (f) (2): measurements may be performed at a distance closer than that specified in the regulations; however, an attempt should be made to avoid making measurements in the near field.

OFS and chamber correlation testing had been performed and chamber measured test result is the worst-case test result.

RESULTS

UL VERIFICATION SERVICES INC.
47173 Benicia Street, Fremont, CA 94538; USA TEL:(510) 319-4000 FAX:(510) 661-0888

This report shall not be reproduced except in full, without the written approval of UL Verification Services Inc.

1.1. TRANSMITTER ABOVE 1 GHz

1.1.1. TX ABOVE 1 GHz 802.11n HT20 MODE IN THE 5.2 GHz BAND

1TX ANTENNA 6

BANDEDGE (LOW CHANNEL)

HORIZONTAL RESULT

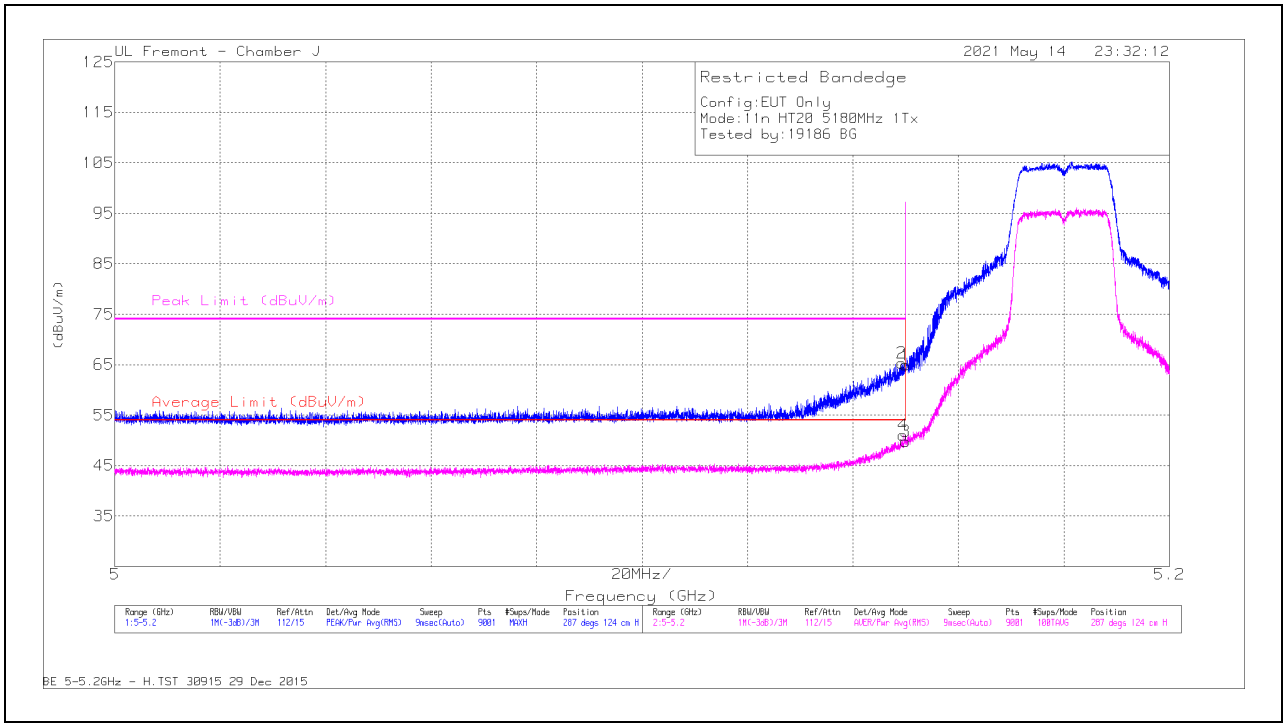

Marker	Frequency (GHz)	Meter Reading (dBuV)	Det	AF PRE0100034 (dB/m)	Amp/Cbl/Fltr/Pad (dB)	DC Corr (dB)	Corrected Reading (dBuV/m)	Average Limit (dBuV/m)	Margin (dB)	Peak Limit (dBuV/m)	PK Margin (dB)	Azimuth (Degs)	Height (cm)	Polarity
1	* 5.15	51.4	Pk	34.4	-20.8	0	65	-	-	74	-9	287	124	H
2	* 5.14922	51.7	Pk	34.4	-20.8	0	65.3	-	-	74	-8.7	287	124	H
3	* 5.15	35.78	RMS	34.4	-20.8	.37	49.75	54	-4.25	-	-	287	124	H
4	* 5.14949	37.03	RMS	34.4	-20.8	.37	51	54	-3	-	-	287	124	H

* - indicates frequency in CFR47 Pt 15 / IC RSS-Restricted Band
Pk - Peak detector
RMS - RMS detection

UL VERIFICATION SERVICES INC.
47173 Benicia Street, Fremont, CA 94538; USA TEL:(510) 319-4000 FAX:(510) 661-0888
This report shall not be reproduced except in full, without the written approval of UL Verification Services Inc.

VERTICAL RESULT

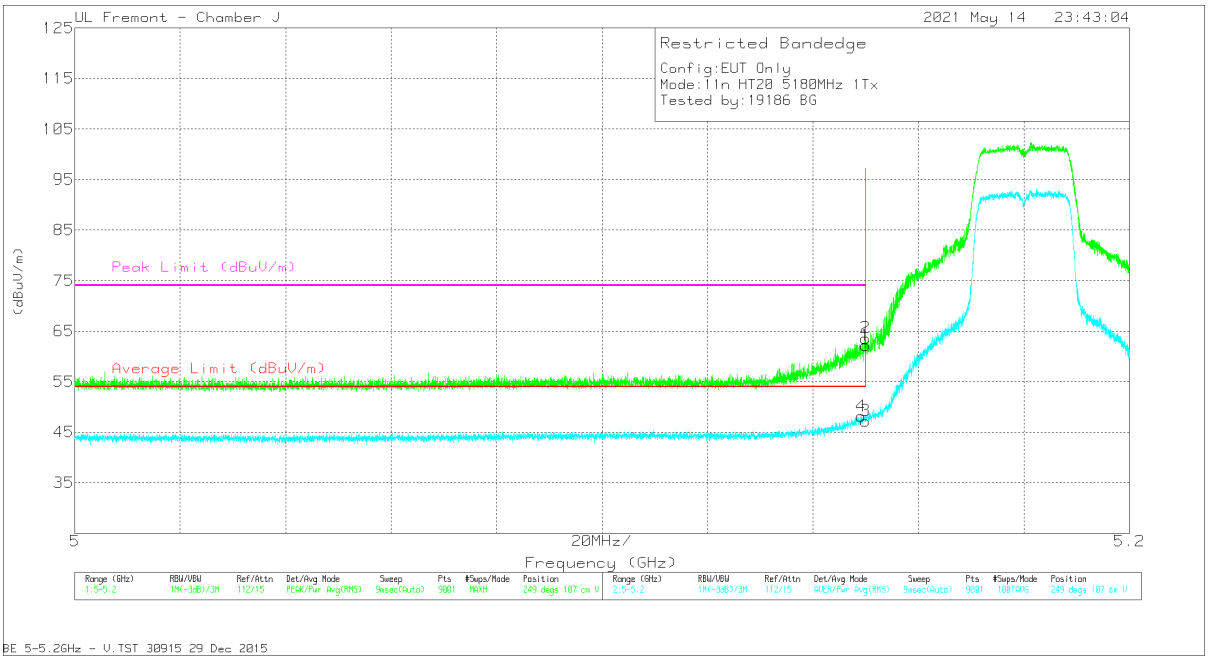

Marker	Frequency (GHz)	Meter Reading (dBuV)	Det	AF PRE0100034 (dB/m)	Amp/Cbl/Fltr/Pad (dB)	DC Corr (dB)	Corrected Reading (dBuV/m)	Average Limit (dBuV/m)	Margin (dB)	Peak Limit (dBuV/m)	PK Margin (dB)	Azimuth (Degs)	Height (cm)	Polarity
1	* 5.15	48.66	Pk	34.4	-20.8	0	62.26	-	-	74	-11.74	249	107	V
2	* 5.14991	50.04	Pk	34.4	-20.8	0	63.64	-	-	74	-10.36	249	107	V
3	* 5.15	33.28	RMS	34.4	-20.8	.37	47.25	54	-6.75	-	-	249	107	V
4	* 5.14918	34.18	RMS	34.4	-20.8	.37	48.15	54	-5.85	-	-	249	107	V

* - indicates frequency in CFR47 Pt 15 / IC RSS-Restricted Band
Pk - Peak detector
RMS - RMS detection

UL VERIFICATION SERVICES INC.
47173 Benicia Street, Fremont, CA 94538; USA TEL:(510) 319-4000 FAX:(510) 661-0888
This report shall not be reproduced except in full, without the written approval of UL Verification Services Inc.

1TX ANTENNA 5

BANDEDGE (LOW CHANNEL)

HORIZONTAL RESULT

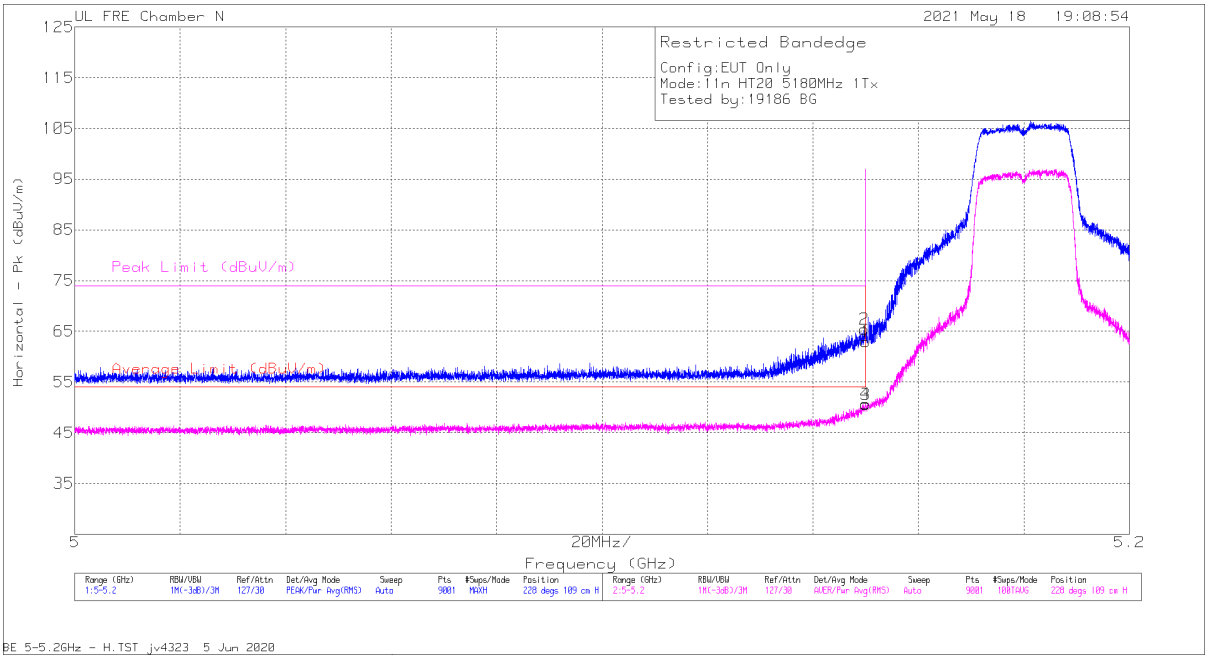

Marker	Frequency (GHz)	Meter Reading (dBuV)	Det	AF PRE0213971 (dB/m)	Amp/Cbl/Fltr/Pad (dB)	DC Corr (dB)	Corrected Reading (dBuV/m)	Average Limit (dBuV/m)	Margin (dB)	Peak Limit (dBuV/m)	PK Margin (dB)	Azimuth (Degs)	Height (cm)	Polarity
2	5.14973	64.54	Pk	34.3	-33.4	0	65.44	-	-	74	-8.56	228	109	H
4	5.14993	49.41	RMS	34.3	-33.4	.37	50.68	54	-3.32	-	-	228	109	H
1	5.15	62.01	Pk	34.3	-33.4	0	62.91	-	-	74	-11.09	228	109	H
3	5.15	49.31	RMS	34.3	-33.4	.37	50.58	54	-3.42	-	-	228	109	H

Pk - Peak detector
RMS - RMS detection

UL VERIFICATION SERVICES INC.
47173 Benicia Street, Fremont, CA 94538; USA TEL:(510) 319-4000 FAX:(510) 661-0888
This report shall not be reproduced except in full, without the written approval of UL Verification Services Inc.

VERTICAL RESULT

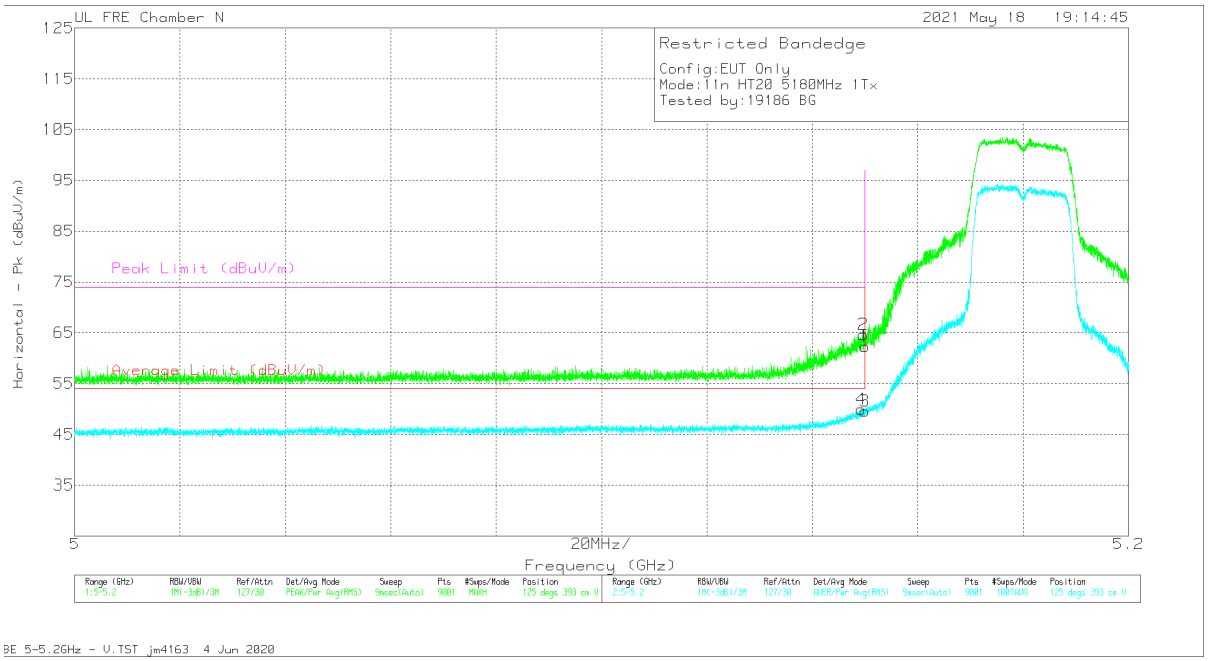

Marker	Frequency (GHz)	Meter Reading (dBuV)	Det	AF PRE0213971 (dB/m)	Amp/Cbl/Fltr/Pad (dB)	DC Corr (dB)	Corrected Reading (dBuV/m)	Average Limit (dBuV/m)	Margin (dB)	Peak Limit (dBuV/m)	PK Margin (dB)	Azimuth (Degs)	Height (cm)	Polarity
4	5.1492	48.63	RMS	34.3	-33.4	.37	49.9	54	-4.1	-	-	125	393	V
2	5.14967	63.82	Pk	34.3	-33.4	0	64.72	-	-	74	-9.28	125	393	V
1	5.15	61.48	Pk	34.3	-33.4	0	62.38	-	-	74	-11.62	125	393	V
3	5.15	48.3	RMS	34.3	-33.4	.37	49.57	54	-4.43	-	-	125	393	V

Pk - Peak detector
RMS - RMS detection

UL VERIFICATION SERVICES INC.
47173 Benicia Street, Fremont, CA 94538; USA TEL:(510) 319-4000 FAX:(510) 661-0888

This report shall not be reproduced except in full, without the written approval of UL Verification Services Inc.

2TX ANTENNA 6 + ANTENNA 5 CDD MODE

BANDEDGE (LOW CHANNEL)

HORIZONTAL RESULT

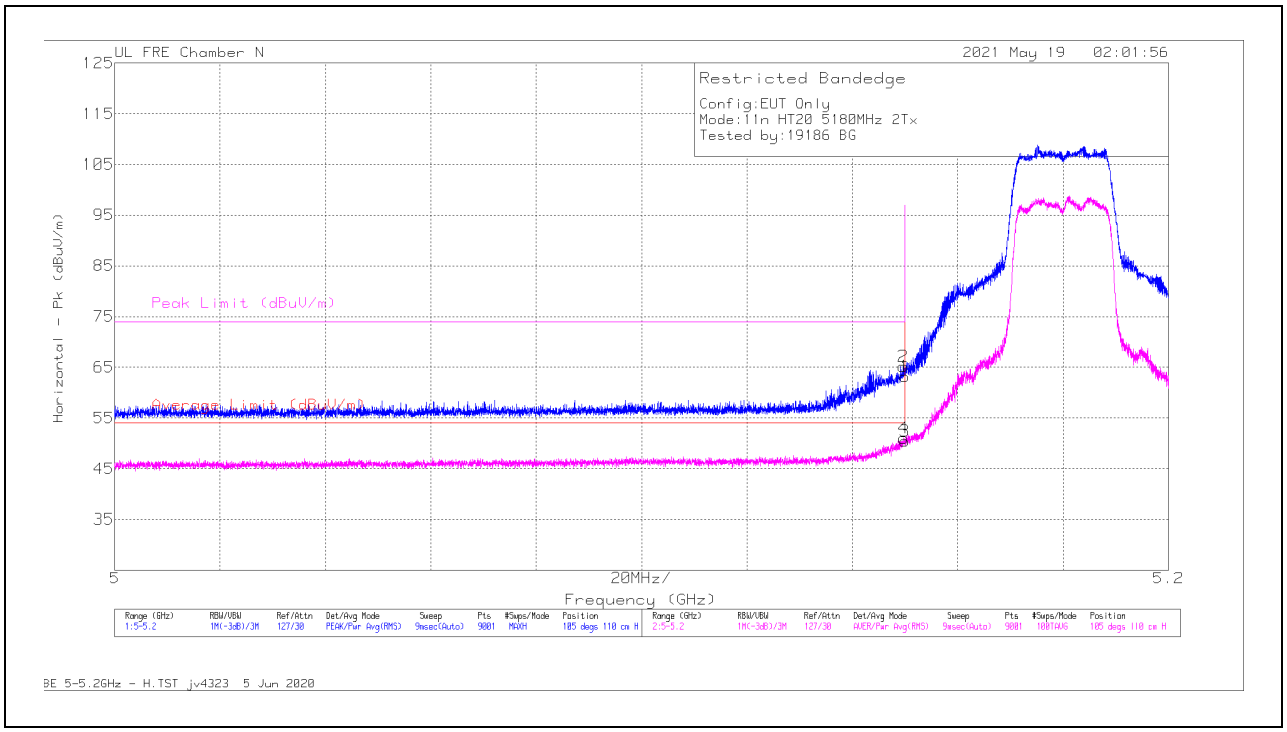

Marker	Frequency (GHz)	Meter Reading (dBuV)	Det	AF PRE0213971 (dB/m)	Amp/Cbl/Fltr/Pad (dB)	DC Corr (dB)	Corrected Reading (dBuV/m)	Average Limit (dBuV/m)	Margin (dB)	Peak Limit (dBuV/m)	PK Margin (dB)	Azimuth (Degs)	Height (cm)	Polarity
2	5.14967	64.29	Pk	34.3	-33.4	0	65.19	-	-	74	-8.81	105	110	H
4	5.14978	49.49	RMS	34.3	-33.4	.62	51.01	54	-2.99	-	-	105	110	H
1	5.15	62.27	Pk	34.3	-33.4	0	63.17	-	-	74	-10.83	105	110	H
3	5.15	48.94	RMS	34.3	-33.4	.62	50.46	54	-3.54	-	-	105	110	H

Pk - Peak detector
RMS - RMS detection

UL VERIFICATION SERVICES INC.
47173 Benicia Street, Fremont, CA 94538; USA TEL:(510) 319-4000 FAX:(510) 661-0888
This report shall not be reproduced except in full, without the written approval of UL Verification Services Inc.

VERTICAL RESULT

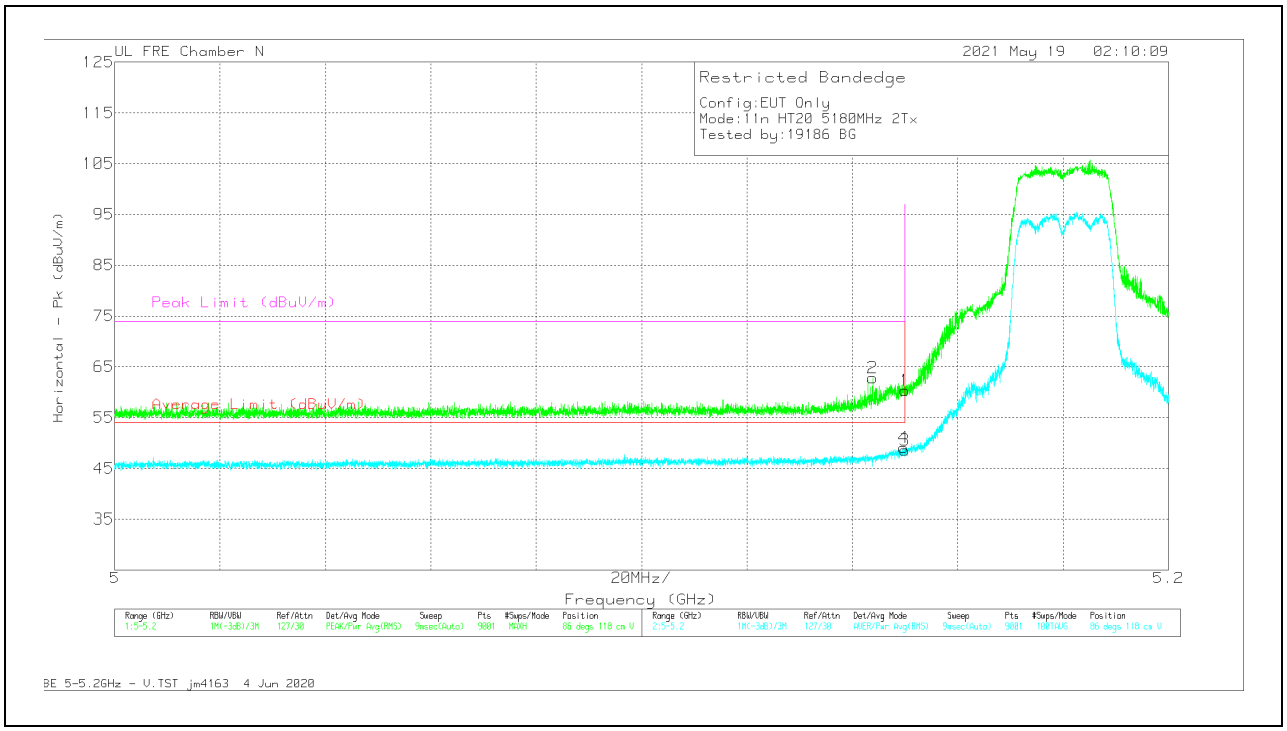

Marker	Frequency (GHz)	Meter Reading (dBuV)	Det	AF PRE0213971 (dB/m)	Amp/Cbl/Fltr/Pad (dB)	DC Corr (dB)	Corrected Reading (dBuV/m)	Average Limit (dBuV/m)	Margin (dB)	Peak Limit (dBuV/m)	PK Margin (dB)	Azimuth (Degs)	Height (cm)	Polarity
2	5.14384	61.94	Pk	34.3	-33.4	0	62.84	-	-	74	-11.16	86	118	V
4	5.14973	47.58	RMS	34.3	-33.4	.62	49.1	54	-4.9	-	-	86	118	V
1	5.15	59.47	Pk	34.3	-33.4	0	60.37	-	-	74	-13.63	86	118	V
3	5.15	47.02	RMS	34.3	-33.4	.62	48.54	54	-5.46	-	-	86	118	V

Pk - Peak detector
RMS - RMS detection

UL VERIFICATION SERVICES INC.
47173 Benicia Street, Fremont, CA 94538; USA TEL:(510) 319-4000 FAX:(510) 661-0888
This report shall not be reproduced except in full, without the written approval of UL Verification Services Inc.

1.1.2. TX ABOVE 1 GHz 802.11n HT40 MODE IN THE 5.2 GHz BAND

1TX ANTENNA 6

BANDEDGE (LOW CHANNEL)

HORIZONTAL RESULT

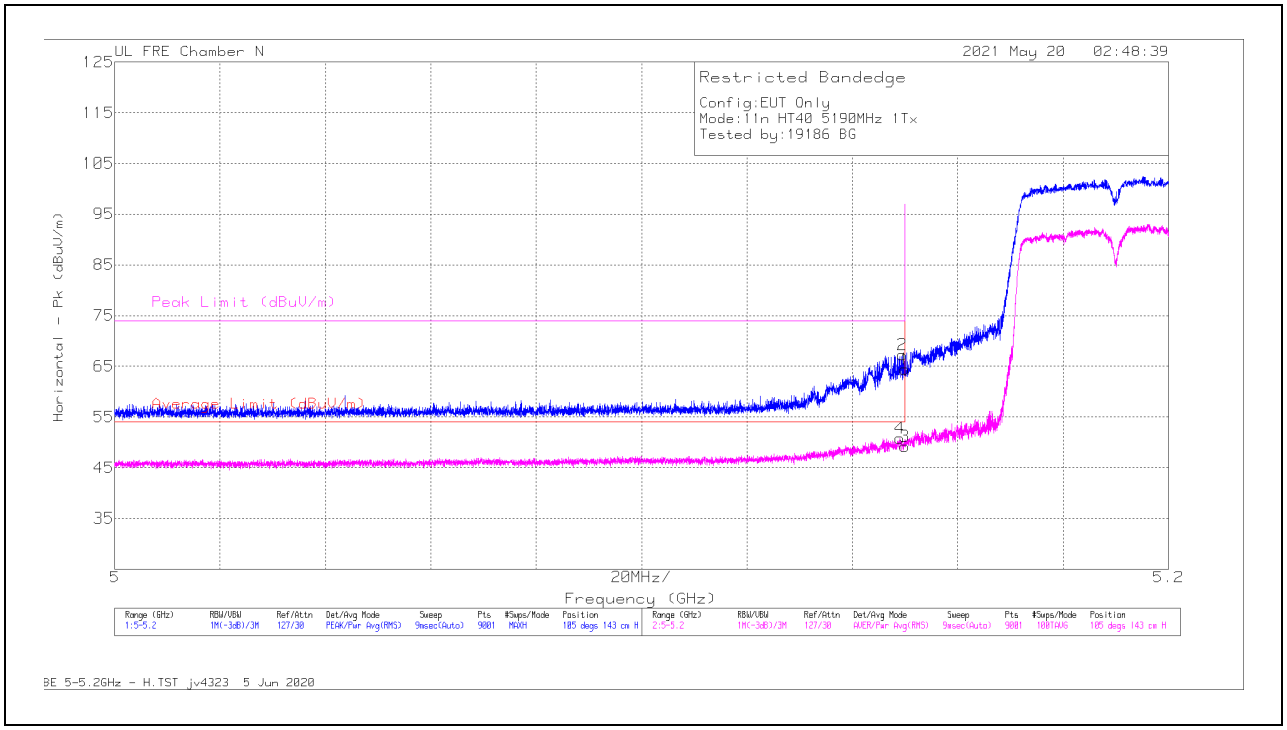

Marker	Frequency (GHz)	Meter Reading (dBuV)	Det	AF PRE0213971 (dB/m)	Amp/Cbl/Fltr/Pad (dB)	DC Corr (dB)	Corrected Reading (dBuV/m)	Average Limit (dBuV/m)	Margin (dB)	Peak Limit (dBuV/m)	PK Margin (dB)	Azimuth (Degs)	Height (cm)	Polarity
4	5.14907	49.28	RMS	34.3	-33.4	.65	50.83	54	-3.17	-	-	105	143	H
2	5.14949	66.35	Pk	34.3	-33.4	0	67.25	-	-	74	-6.75	105	143	H
1	5.15	63.58	Pk	34.3	-33.4	0	64.48	-	-	74	-9.52	105	143	H
3	5.15	47.61	RMS	34.3	-33.4	.65	49.16	54	-4.84	-	-	105	143	H

Pk - Peak detector
RMS - RMS detection

UL VERIFICATION SERVICES INC.
47173 Benicia Street, Fremont, CA 94538; USA TEL:(510) 319-4000 FAX:(510) 661-0888
This report shall not be reproduced except in full, without the written approval of UL Verification Services Inc.

VERTICAL RESULT

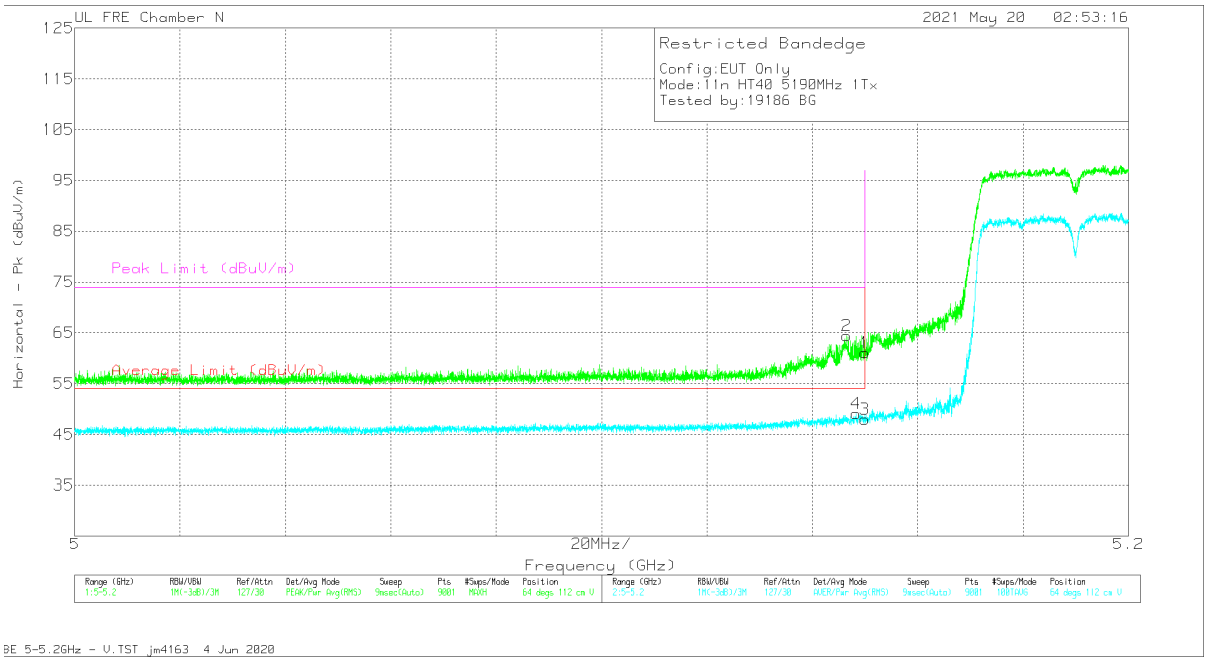

Marker	Frequency (GHz)	Meter Reading (dBuV)	Det	AF PRE0213971 (dB/m)	Amp/Cbl/Fltr/Pad (dB)	DC Corr (dB)	Corrected Reading (dBuV/m)	Average Limit (dBuV/m)	Margin (dB)	Peak Limit (dBuV/m)	PK Margin (dB)	Azimuth (Degs)	Height (cm)	Polarity
2	5.14649	63.53	Pk	34.3	-33.4	0	64.43	-	-	74	-9.57	64	112	V
4	5.14824	47.57	RMS	34.3	-33.4	.65	49.12	54	-4.88	-	-	64	112	V
1	5.15	60.18	Pk	34.3	-33.4	0	61.08	-	-	74	-12.92	64	112	V
3	5.15	46.46	RMS	34.3	-33.4	.65	48.01	54	-5.99	-	-	64	112	V

Pk - Peak detector
RMS - RMS detection

UL VERIFICATION SERVICES INC.
47173 Benicia Street, Fremont, CA 94538; USA TEL:(510) 319-4000 FAX:(510) 661-0888
This report shall not be reproduced except in full, without the written approval of UL Verification Services Inc.

1TX ANTENNA 5

BANDEDGE (LOW CHANNEL)

HORIZONTAL RESULT

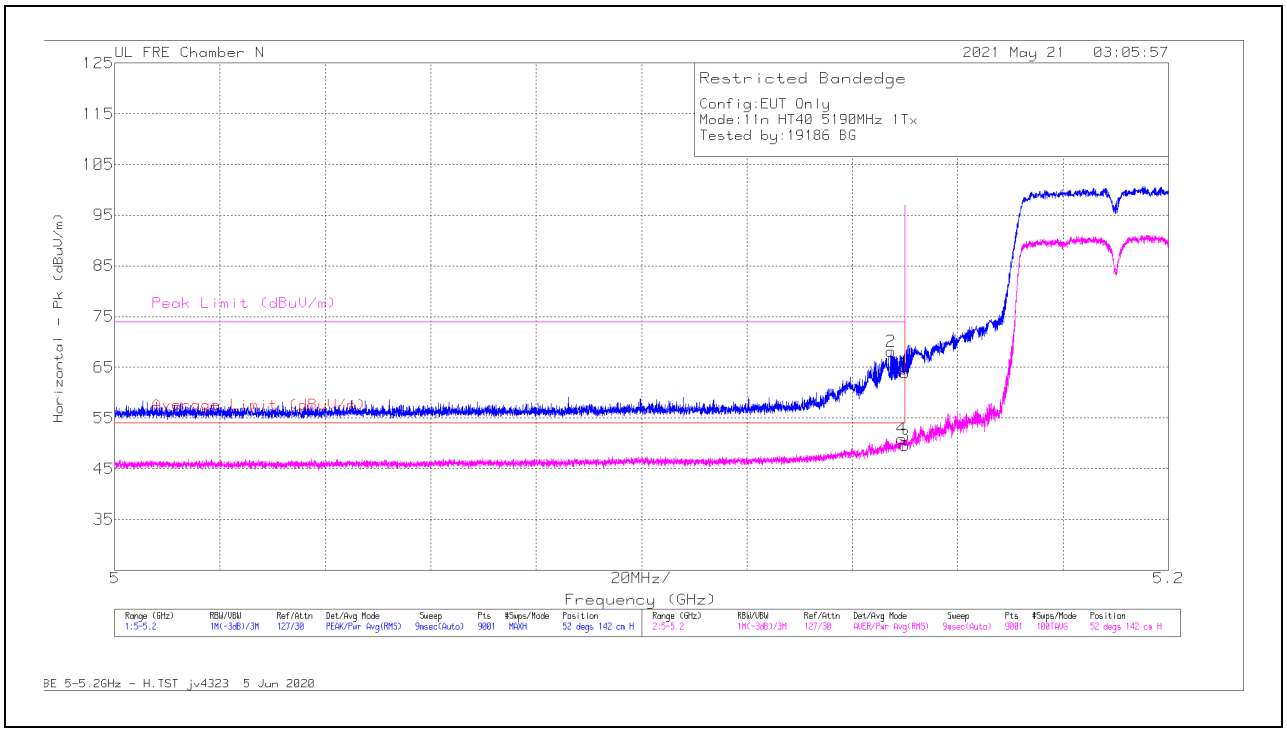

Marker	Frequency (GHz)	Meter Reading (dBuV)	Det	AF PRE0213971 (dB/m)	Amp/Cbl/Fltr/Pad (dB)	DC Corr (dB)	Corrected Reading (dBuV/m)	Average Limit (dBuV/m)	Margin (dB)	Peak Limit (dBuV/m)	PK Margin (dB)	Azimuth (Degs)	Height (cm)	Polarity
2	5.14738	67.2	Pk	34.3	-33.4	0	68.1	-	-	74	-5.9	52	142	H
4	5.14935	49.36	RMS	34.3	-33.4	.65	50.91	54	-3.09	-	-	52	142	H
1	5.15	63.04	Pk	34.3	-33.4	0	63.94	-	-	74	-10.06	52	142	H
3	5.15	47.99	RMS	34.3	-33.4	.65	49.54	54	-4.46	-	-	52	142	H

Pk - Peak detector
RMS - RMS detection

UL VERIFICATION SERVICES INC.
47173 Benicia Street, Fremont, CA 94538; USA TEL:(510) 319-4000 FAX:(510) 661-0888
This report shall not be reproduced except in full, without the written approval of UL Verification Services Inc.

VERTICAL RESULT

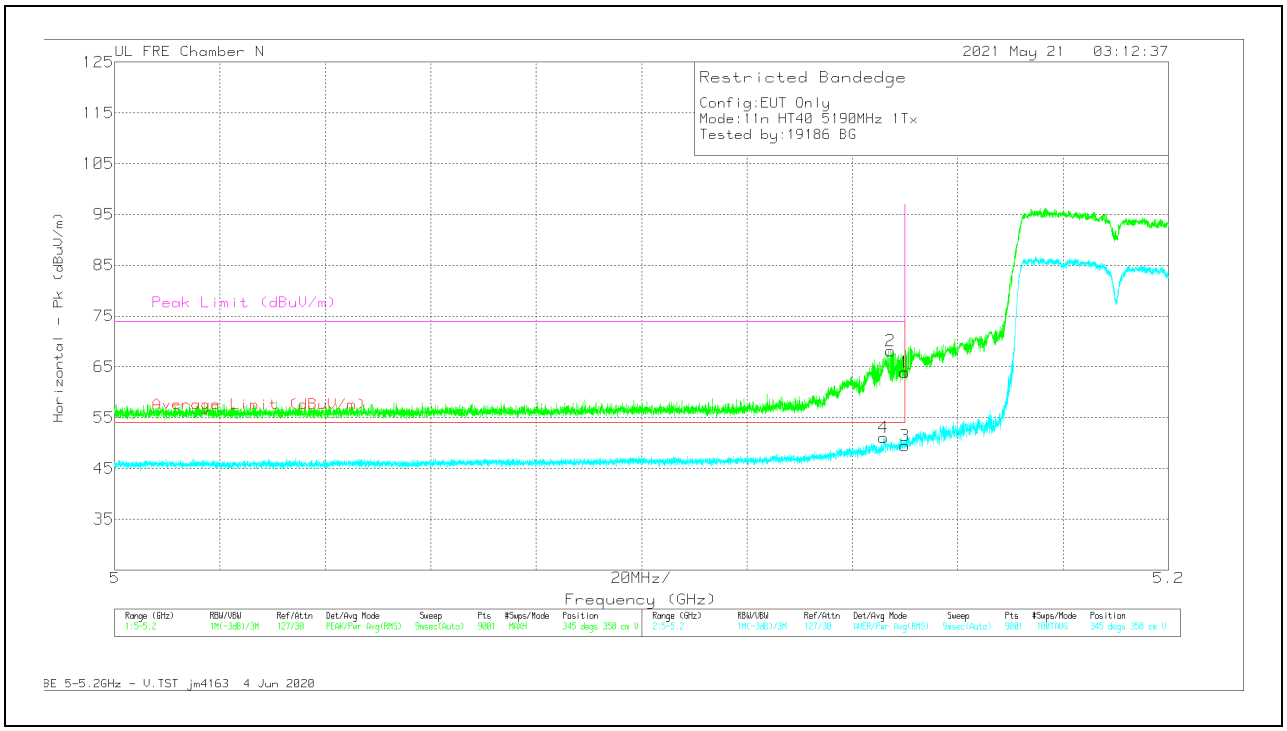

Marker	Frequency (GHz)	Meter Reading (dBuV)	Det	AF PRE0213971 (dB/m)	Amp/Cbl/Fltr/Pad (dB)	DC Corr (dB)	Corrected Reading (dBuV/m)	Average Limit (dBuV/m)	Margin (dB)	Peak Limit (dBuV/m)	PK Margin (dB)	Azimuth (Degs)	Height (cm)	Polarity
4	5.14589	49.57	RMS	34.3	-33.4	.65	51.12	54	-2.88	-	-	345	358	V
2	5.14724	67.28	Pk	34.3	-33.4	0	68.18	-	-	74	-5.82	345	358	V
1	5.15	63.03	Pk	34.3	-33.4	0	63.93	-	-	74	-10.07	345	358	V
3	5.15	47.88	RMS	34.3	-33.4	.65	49.43	54	-4.57	-	-	345	358	V

Pk - Peak detector
RMS - RMS detection

UL VERIFICATION SERVICES INC.
47173 Benicia Street, Fremont, CA 94538; USA TEL:(510) 319-4000 FAX:(510) 661-0888
This report shall not be reproduced except in full, without the written approval of UL Verification Services Inc.

2TX ANTENNA 6 + ANTENNA 5 CDD MODE

BANDEDGE (LOW CHANNEL)

HORIZONTAL RESULT

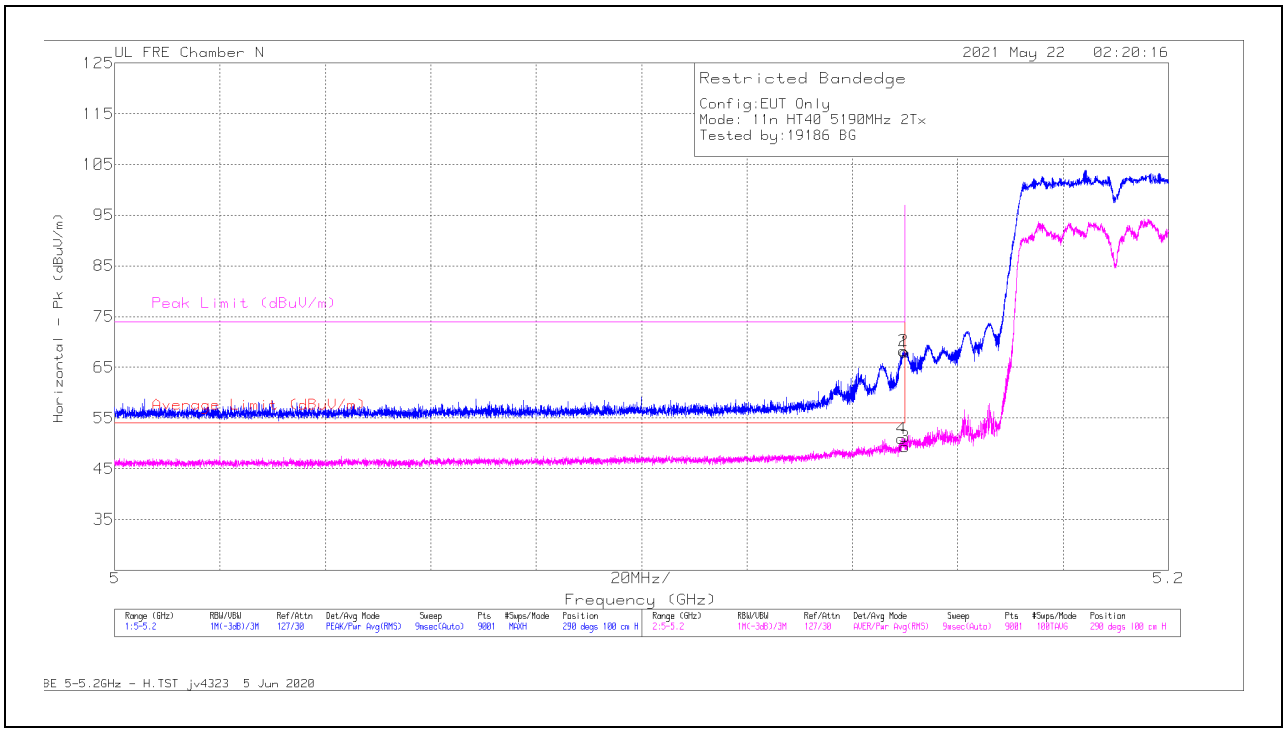

Marker	Frequency (GHz)	Meter Reading (dBuV)	Det	AF PRE0213971 (dB/m)	Amp/Cbl/Fltr/Pad (dB)	DC Corr (dB)	Corrected Reading (dBuV/m)	Average Limit (dBuV/m)	Margin (dB)	Peak Limit (dBuV/m)	PK Margin (dB)	Azimuth (Degs)	Height (cm)	Polarity
4	5.14938	49.16	RMS	34.3	-33.4	.94	51	54	-3	-	-	290	100	H
2	5.14975	67.4	Pk	34.3	-33.4	0	68.3	-	-	74	-5.7	290	100	H
1	5.15	67.07	Pk	34.3	-33.4	0	67.97	-	-	74	-6.03	290	100	H
3	5.15	47.51	RMS	34.3	-33.4	.94	49.35	54	-4.65	-	-	290	100	H

Pk - Peak detector
RMS - RMS detection

UL VERIFICATION SERVICES INC.
47173 Benicia Street, Fremont, CA 94538; USA TEL:(510) 319-4000 FAX:(510) 661-0888
This report shall not be reproduced except in full, without the written approval of UL Verification Services Inc.

VERTICAL RESULT

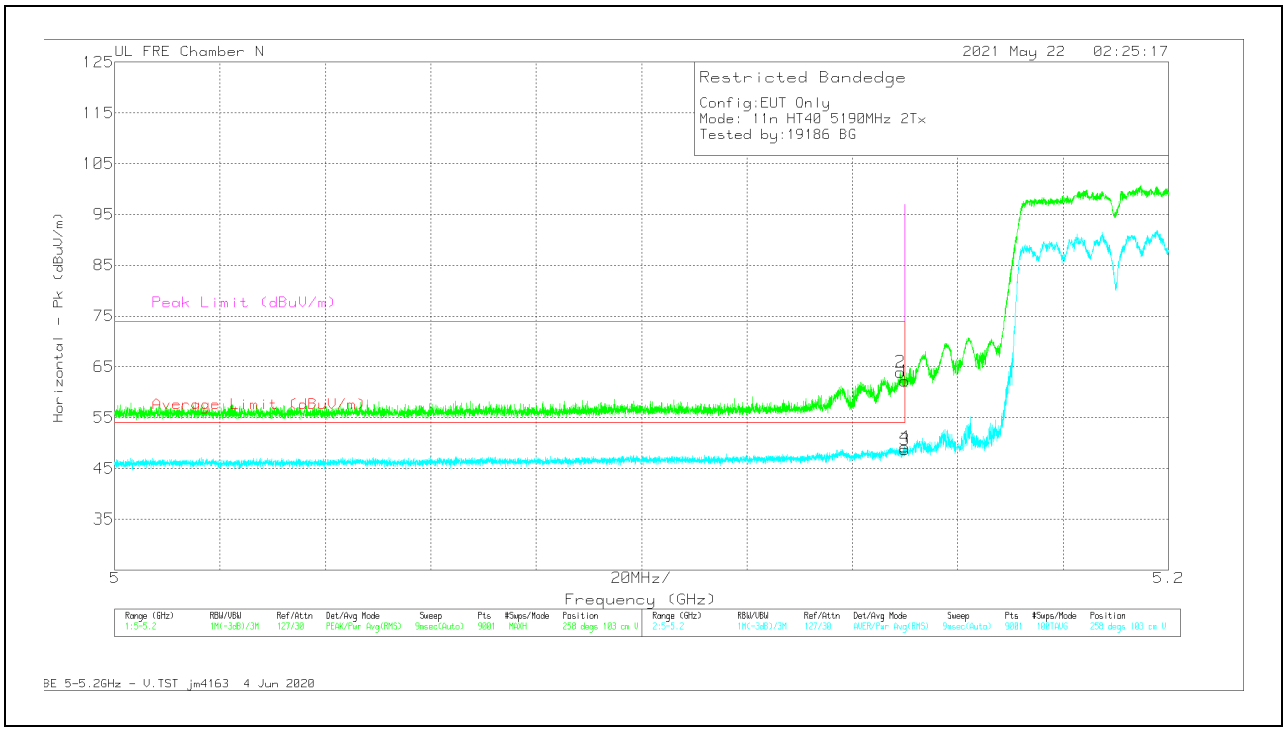

Marker	Frequency (GHz)	Meter Reading (dBuV)	Det	AF PRE0213971 (dB/m)	Amp/Cbl/Fltr/Pad (dB)	DC Corr (dB)	Corrected Reading (dBuV/m)	Average Limit (dBuV/m)	Margin (dB)	Peak Limit (dBuV/m)	PK Margin (dB)	Azimuth (Degs)	Height (cm)	Polarity
2	5.14918	63.09	Pk	34.3	-33.4	0	63.99	-	-	74	-10.01	258	103	V
4	5.14993	47.43	RMS	34.3	-33.4	.94	49.27	54	-4.73	-	-	258	103	V
1	5.15	61.27	Pk	34.3	-33.4	0	62.17	-	-	74	-11.83	258	103	V
3	5.15	46.93	RMS	34.3	-33.4	.94	48.77	54	-5.23	-	-	258	103	V

Pk - Peak detector
RMS - RMS detection

UL VERIFICATION SERVICES INC.
47173 Benicia Street, Fremont, CA 94538; USA TEL:(510) 319-4000 FAX:(510) 661-0888

This report shall not be reproduced except in full, without the written approval of UL Verification Services Inc.

1.1.3. TX ABOVE 1 GHz 802.11ac VHT80 MODE IN THE 5.2 GHz BAND

1TX ANTENNA 6

BANDEDGE (MID CHANNEL)

HORIZONTAL RESULT

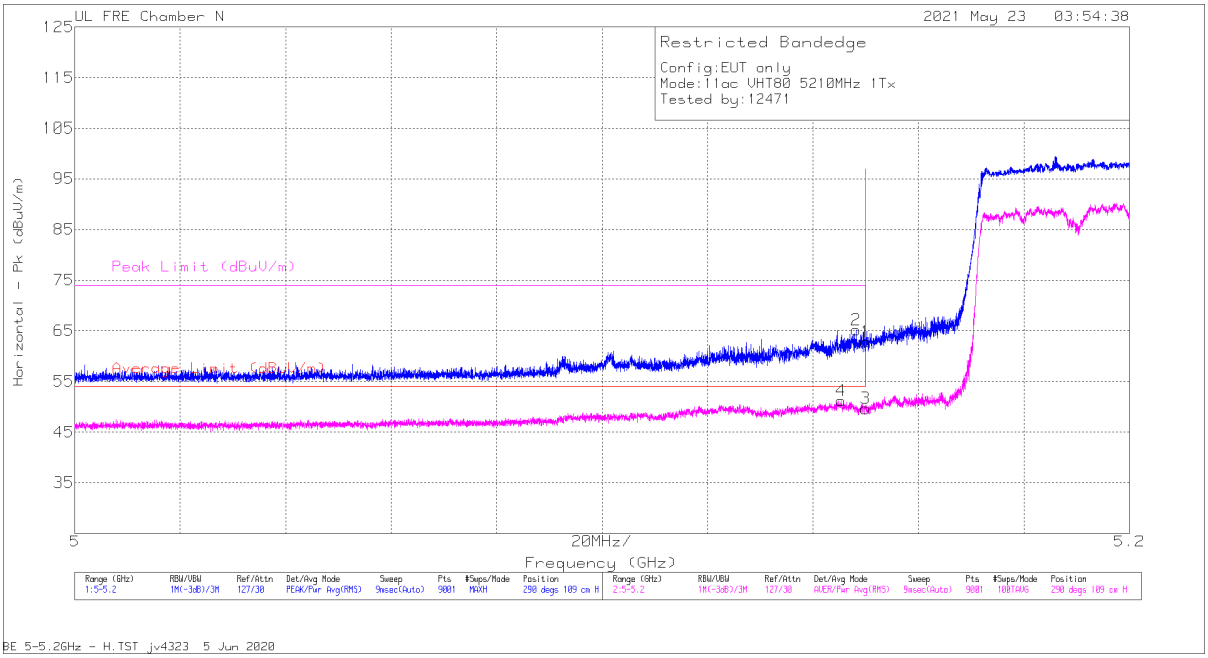

Marker	Frequency (GHz)	Meter Reading (dBuV)	Det	AF PRE0213971 (dB/m)	Amp/Cbl/Fltr/Pad (dB)	DC Corr (dB)	Corrected Reading (dBuV/m)	Average Limit (dBuV/m)	Margin (dB)	Peak Limit (dBuV/m)	PK Margin (dB)	Azimuth (Degs)	Height (cm)	Polarity
4	5.14531	49.2	RMS	34.3	-33.4	1.14	51.24	54	-2.76	-	-	290	109	H
2	5.14822	64.3	Pk	34.3	-33.4	0	65.2	-	-	74	-8.8	290	109	H
1	5.15	61.93	Pk	34.3	-33.4	0	62.83	-	-	74	-11.17	290	109	H
3	5.15	47.61	RMS	34.3	-33.4	1.14	49.65	54	-4.35	-	-	290	109	H

Pk - Peak detector
RMS - RMS detection

UL VERIFICATION SERVICES INC.
47173 Benicia Street, Fremont, CA 94538; USA TEL:(510) 319-4000 FAX:(510) 661-0888
This report shall not be reproduced except in full, without the written approval of UL Verification Services Inc.

VERTICAL RESULT

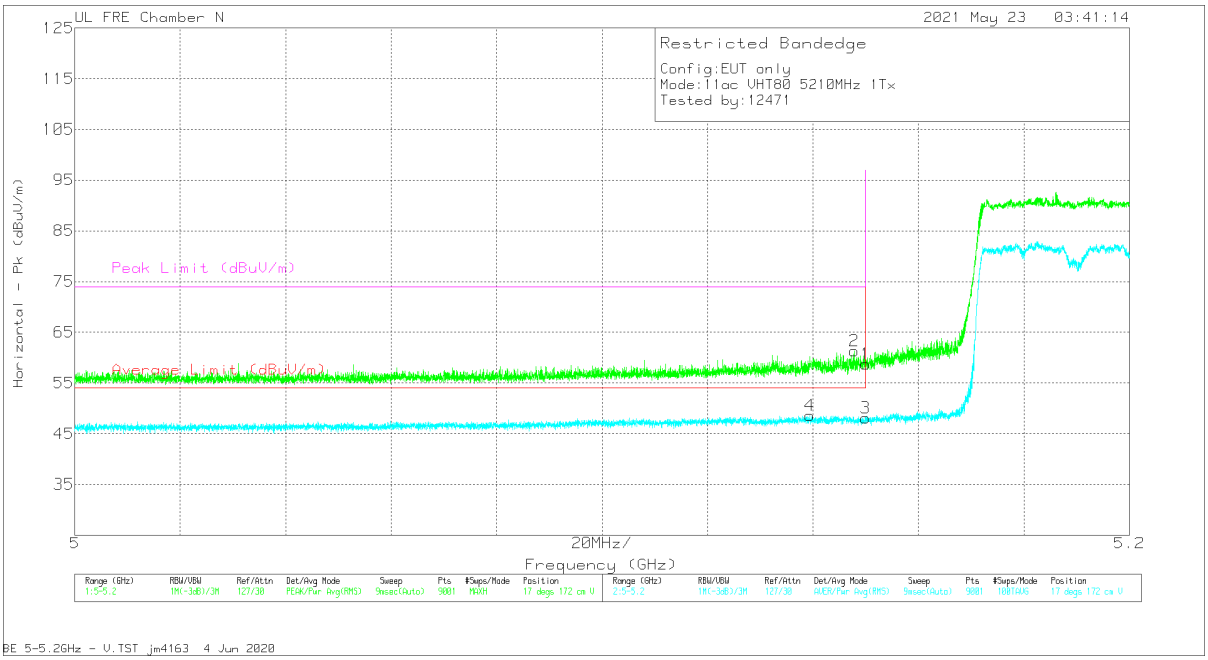

Marker	Frequency (GHz)	Meter Reading (dBuV)	Det	AF PRE0213971 (dB/m)	Amp/Cbl/Fltr/Pad (dB)	DC Corr (dB)	Corrected Reading (dBuV/m)	Average Limit (dBuV/m)	Margin (dB)	Peak Limit (dBuV/m)	PK Margin (dB)	Azimuth (Degs)	Height (cm)	Polarity
4	5.13944	46.48	RMS	34.3	-33.3	1.14	48.62	54	-5.38	-	-	17	172	V
2	5.1478	60.46	Pk	34.3	-33.4	0	61.36	-	-	74	-12.64	17	172	V
1	5.15	57.88	Pk	34.3	-33.4	0	58.78	-	-	74	-15.22	17	172	V
3	5.15	46.07	RMS	34.3	-33.4	1.14	48.11	54	-5.89	-	-	17	172	V

Pk - Peak detector
RMS - RMS detection

UL VERIFICATION SERVICES INC.
47173 Benicia Street, Fremont, CA 94538; USA TEL:(510) 319-4000 FAX:(510) 661-0888
This report shall not be reproduced except in full, without the written approval of UL Verification Services Inc.

1TX ANTENNA 5

BANDEDGE (MID CHANNEL)

HORIZONTAL RESULT

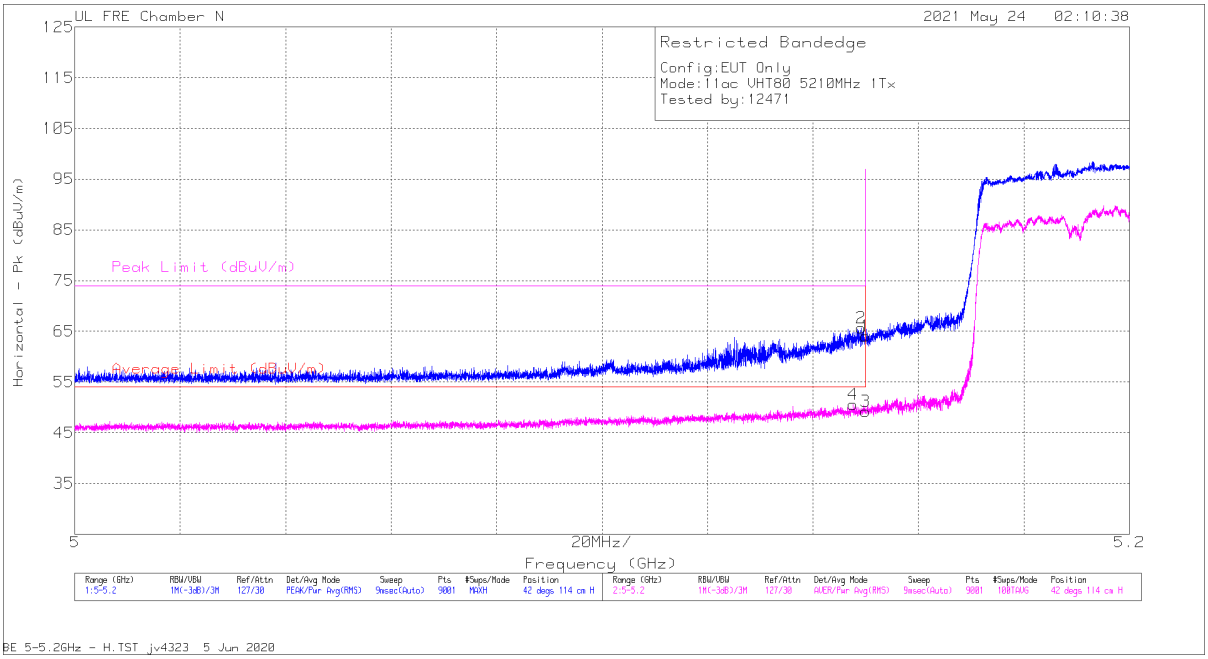

Marker	Frequency (GHz)	Meter Reading (dBuV)	Det	AF PRE0213971 (dB/m)	Amp/Cbl/Fltr/Pad (dB)	DC Corr (dB)	Corrected Reading (dBuV/m)	Average Limit (dBuV/m)	Margin (dB)	Peak Limit (dBuV/m)	PK Margin (dB)	Azimuth (Degs)	Height (cm)	Polarity
4	5.1476	48.59	RMS	34.3	-33.4	1.14	50.63	54	-3.37	-	-	42	114	H
2	5.14915	64.78	Pk	34.3	-33.4	0	65.68	-	-	74	-8.32	42	114	H
1	5.15	63.18	Pk	34.3	-33.4	0	64.08	-	-	74	-9.92	42	114	H
3	5.15	47.16	RMS	34.3	-33.4	1.14	49.2	54	-4.8	-	-	42	114	H

Pk - Peak detector
RMS - RMS detection

UL VERIFICATION SERVICES INC.
47173 Benicia Street, Fremont, CA 94538; USA TEL:(510) 319-4000 FAX:(510) 661-0888
This report shall not be reproduced except in full, without the written approval of UL Verification Services Inc.

VERTICAL RESULT

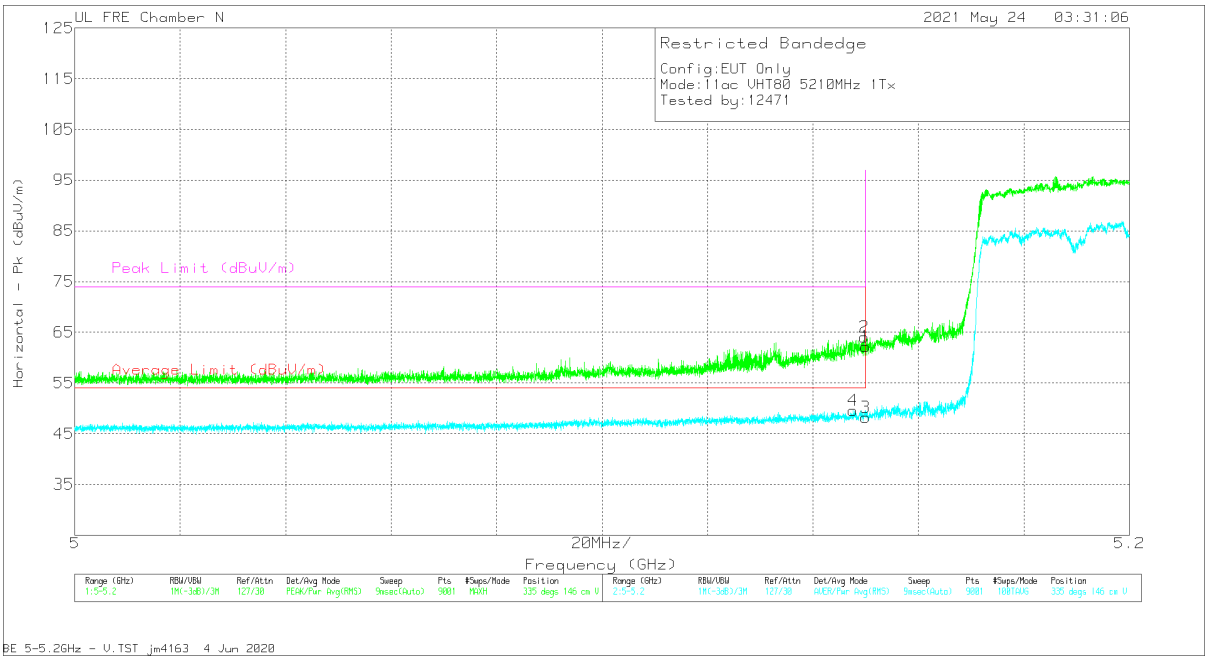

Marker	Frequency (GHz)	Meter Reading (dBuV)	Det	AF PRE0213971 (dB/m)	Amp/Cbl/Fltr/Pad (dB)	DC Corr (dB)	Corrected Reading (dBuV/m)	Average Limit (dBuV/m)	Margin (dB)	Peak Limit (dBuV/m)	PK Margin (dB)	Azimuth (Degs)	Height (cm)	Polarity
4	5.14758	47.64	RMS	34.3	-33.4	1.14	49.68	54	-4.32	-	-	335	146	V
2	5.14971	63.17	Pk	34.3	-33.4	0	64.07	-	-	74	-9.93	335	146	V
1	5.15	61.26	Pk	34.3	-33.4	0	62.16	-	-	74	-11.84	335	146	V
3	5.15	46.23	RMS	34.3	-33.4	1.14	48.27	54	-5.73	-	-	335	146	V

Pk - Peak detector
RMS - RMS detection

UL VERIFICATION SERVICES INC.
47173 Benicia Street, Fremont, CA 94538; USA TEL:(510) 319-4000 FAX:(510) 661-0888
This report shall not be reproduced except in full, without the written approval of UL Verification Services Inc.

2TX ANTENNA 6 + ANTENNA 5 CDD MODE

BANDEDGE (MID CHANNEL)

HORIZONTAL RESULT

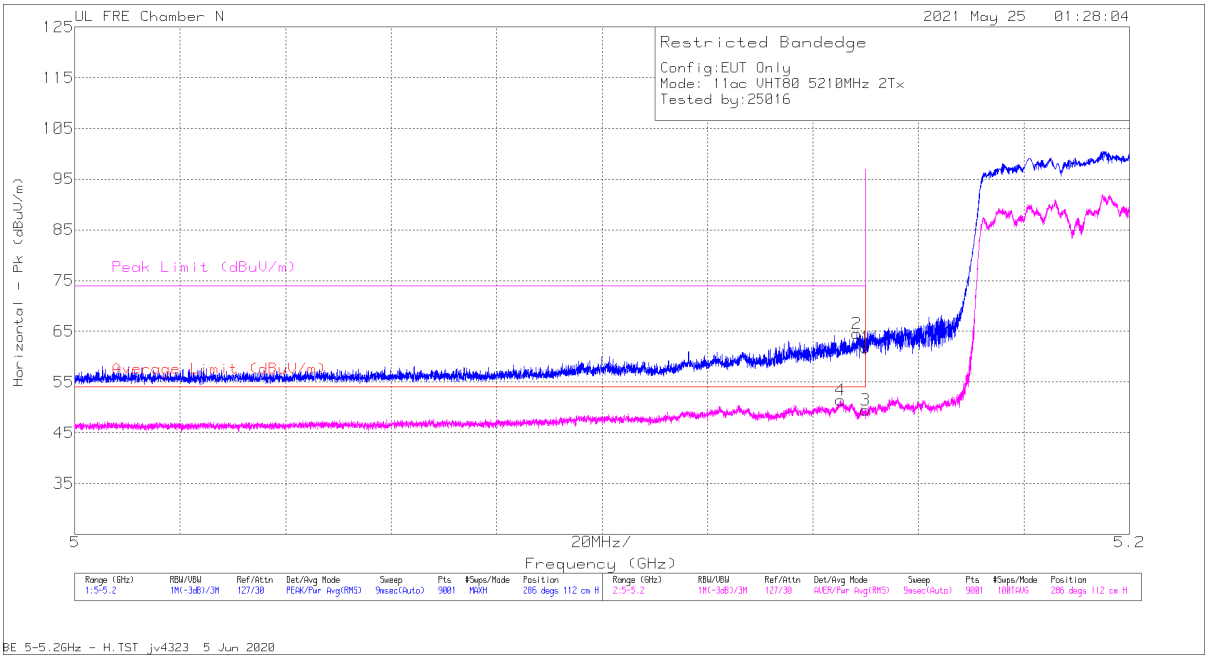

Marker	Frequency (GHz)	Meter Reading (dBuV)	Det	AF PRE0213971 (dB/m)	Amp/Cbl/Fltr/Pad (dB)	DC Corr (dB)	Corrected Reading (dBuV/m)	Average Limit (dBuV/m)	Margin (dB)	Peak Limit (dBuV/m)	PK Margin (dB)	Azimuth (Degs)	Height (cm)	Polarity
4	5.14527	49.16	RMS	34.3	-33.4	1.33	51.39	54	-2.61	-	-	286	112	H
2	5.14831	63.69	Pk	34.3	-33.4	0	64.59	-	-	74	-9.41	286	112	H
1	5.15	60.97	Pk	34.3	-33.4	0	61.87	-	-	74	-12.13	286	112	H
3	5.15	47.25	RMS	34.3	-33.4	1.33	49.48	54	-4.52	-	-	286	112	H

Pk - Peak detector
RMS - RMS detection

UL VERIFICATION SERVICES INC.
47173 Benicia Street, Fremont, CA 94538; USA TEL:(510) 319-4000 FAX:(510) 661-0888
This report shall not be reproduced except in full, without the written approval of UL Verification Services Inc.

VERTICAL RESULT

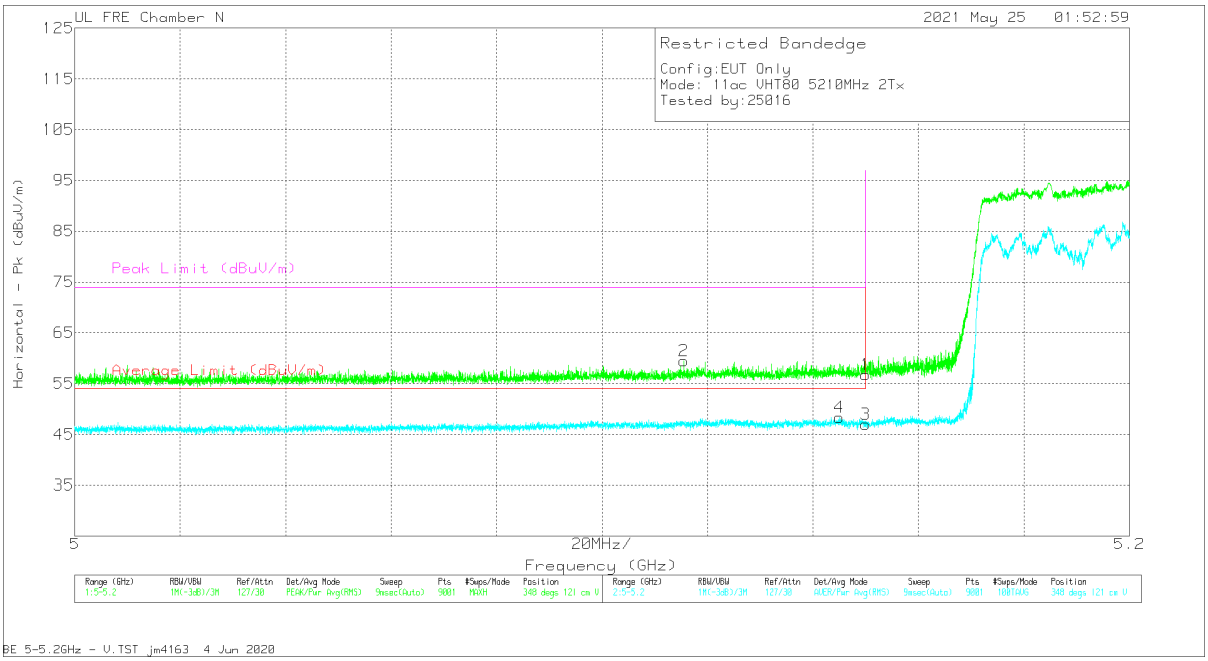

Marker	Frequency (GHz)	Meter Reading (dBuV)	Det	AF PRE0213971 (dB/m)	Amp/Cbl/Fltr/Pad (dB)	DC Corr (dB)	Corrected Reading (dBuV/m)	Average Limit (dBuV/m)	Margin (dB)	Peak Limit (dBuV/m)	PK Margin (dB)	Azimuth (Degs)	Height (cm)	Polarity
2	5.11547	58.6	Pk	34.2	-33.3	0	59.5	-	-	74	-14.5	348	121	V
4	5.145	46.11	RMS	34.3	-33.4	1.33	48.34	54	-5.66	-	-	348	121	V
1	5.15	55.87	Pk	34.3	-33.4	0	56.77	-	-	74	-17.23	348	121	V
3	5.15	44.76	RMS	34.3	-33.4	1.33	46.99	54	-7.01	-	-	348	121	V

Pk - Peak detector
RMS - RMS detection

UL VERIFICATION SERVICES INC.
47173 Benicia Street, Fremont, CA 94538; USA TEL:(510) 319-4000 FAX:(510) 661-0888
This report shall not be reproduced except in full, without the written approval of UL Verification Services Inc.

1.1.4. TX ABOVE 1 GHz 802.11ax HE20 MODE IN THE 5.2 GHz BAND

1TX ANTENNA 6 – 242-Tone, RU Index 61

BANDEDGE (LOW CHANNEL)

HORIZONTAL RESULT

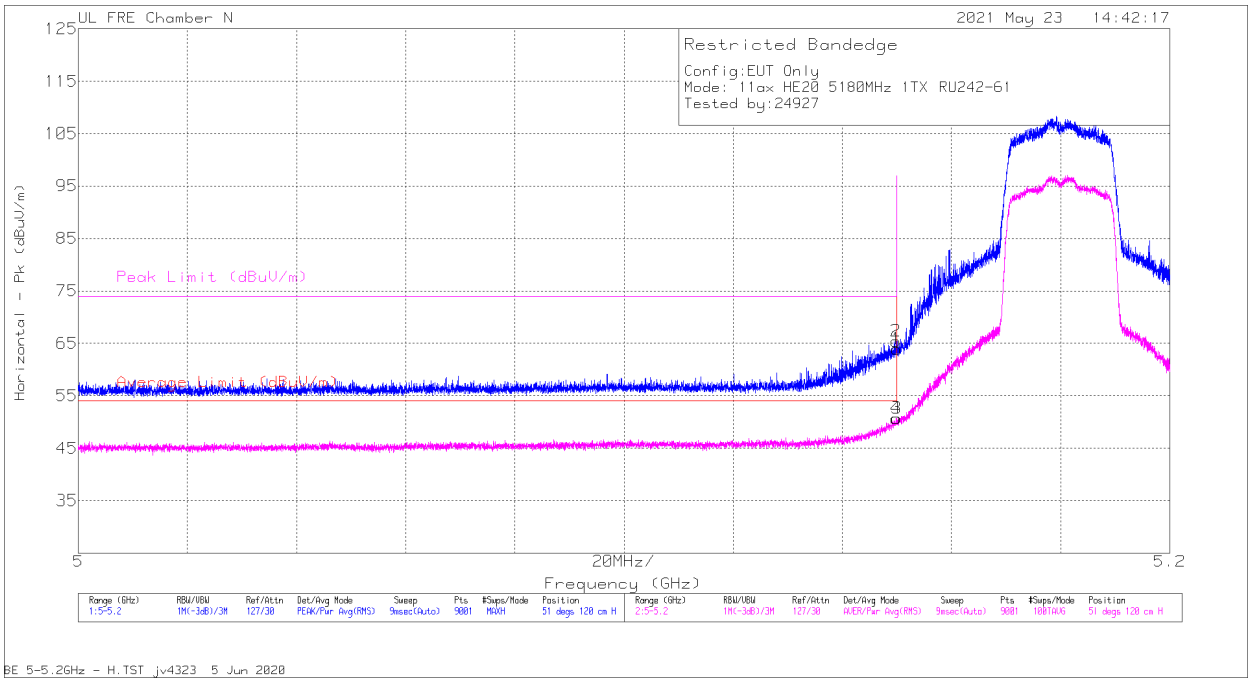

Marker	Frequency (GHz)	Meter Reading (dBuV)	Det	AF PRE0213971 (dB/m)	Amp/Cbl/Fltr/Pad (dB)	Corrected Reading (dBuV/m)	Average Limit (dBuV/m)	Margin (dB)	Peak Limit (dBuV/m)	PK Margin (dB)	Azimuth (Degs)	Height (cm)	Polarity
4	5.14982	49.75	RMS	34.3	-33.4	50.65	54	-3.35	-	-	51	120	H
2	5.14987	64.56	Pk	34.3	-33.4	65.46	-	-	74	-8.54	51	120	H
1	5.15	63.06	Pk	34.3	-33.4	63.96	-	-	74	-10.04	51	120	H
3	5.15	49.81	RMS	34.3	-33.4	50.71	54	-3.29	-	-	51	120	H

Pk - Peak detector
RMS - RMS detection

UL VERIFICATION SERVICES INC.
47173 Benicia Street, Fremont, CA 94538; USA TEL:(510) 319-4000 FAX:(510) 661-0888
This report shall not be reproduced except in full, without the written approval of UL Verification Services Inc.

VERTICAL RESULT

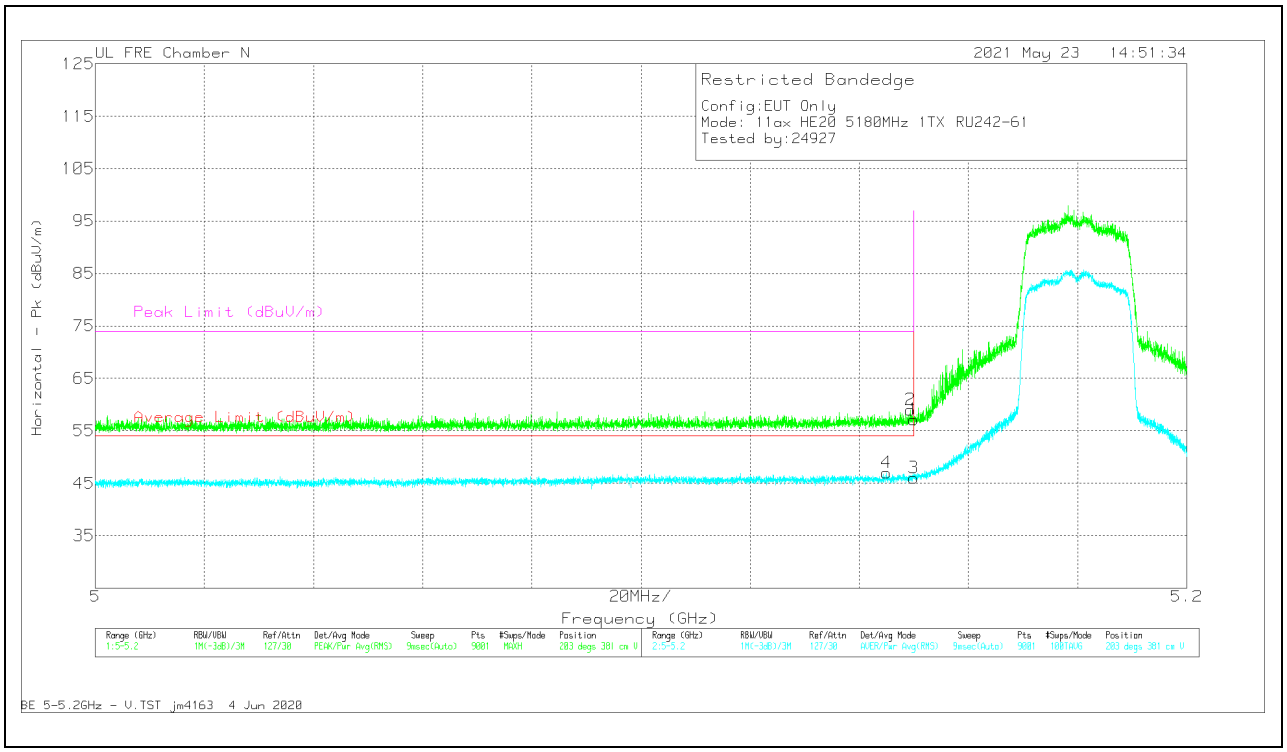

Marker	Frequency (GHz)	Meter Reading (dBuV)	Det	AF PRE0213971 (dB/m)	Amp/Cbl/Fltr/Pad (dB)	Corrected Reading (dBuV/m)	Average Limit (dBuV/m)	Margin (dB)	Peak Limit (dBuV/m)	PK Margin (dB)	Azimuth (Degs)	Height (cm)	Polarity
4	5.14493	46.12	RMS	34.3	-33.4	47.02	54	-6.98	-	-	203	381	V
2	5.1494	58.11	Pk	34.3	-33.4	59.01	-	-	74	-14.99	203	381	V
1	5.15	56.27	Pk	34.3	-33.4	57.17	-	-	74	-16.83	203	381	V
3	5.15	45.11	RMS	34.3	-33.4	46.01	54	-7.99	-	-	203	381	V

Pk - Peak detector
RMS - RMS detection

UL VERIFICATION SERVICES INC.
47173 Benicia Street, Fremont, CA 94538; USA TEL:(510) 319-4000 FAX:(510) 661-0888
This report shall not be reproduced except in full, without the written approval of UL Verification Services Inc.

1TX ANTENNA 6 – 26-Tone, RU Index 0

BANDEDGE (LOW CHANNEL)

HORIZONTAL RESULT

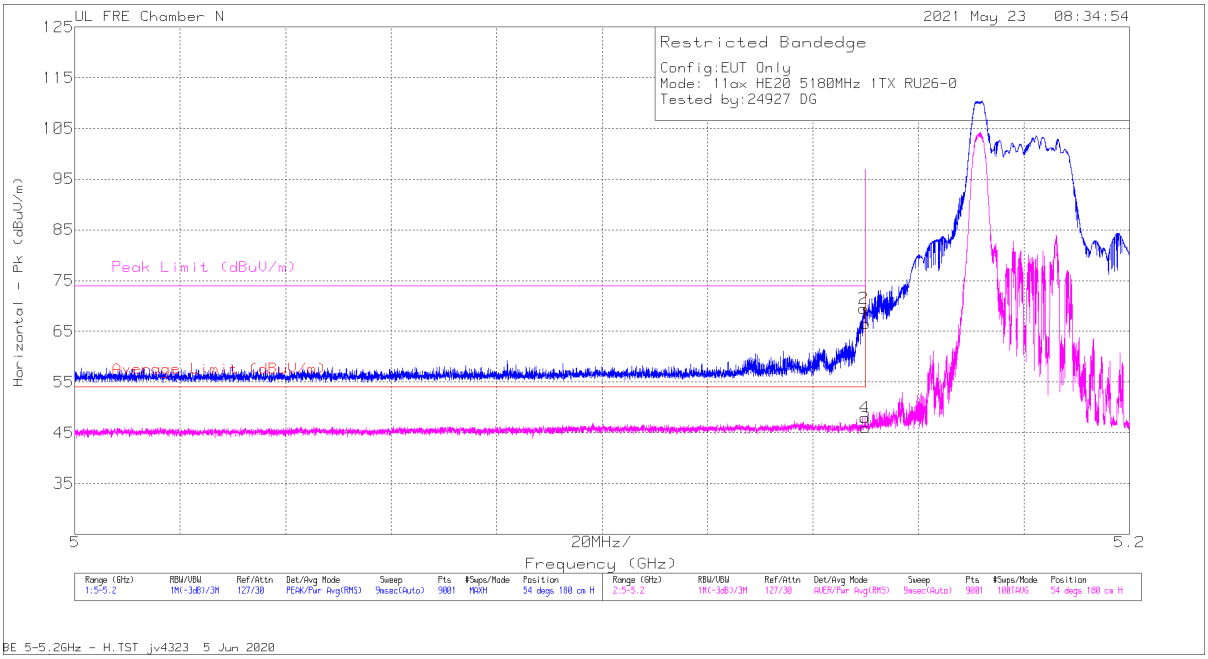

Marker	Frequency (GHz)	Meter Reading (dBuV)	Det	AF PRE0213971 (dB/m)	Amp/Cbl/Fltr/Pad (dB)	Corrected Reading (dBuV/m)	Average Limit (dBuV/m)	Margin (dB)	Peak Limit (dBuV/m)	PK Margin (dB)	Azimuth (Degs)	Height (cm)	Polarity
2	5.14962	68.58	Pk	34.3	-33.4	69.48	-	-	74	-4.52	54	180	H
4	5.14982	47.11	RMS	34.3	-33.4	48.01	54	-5.99	-	-	54	180	H
1	5.15	65.61	Pk	34.3	-33.4	66.51	-	-	74	-7.49	54	180	H
3	5.15	45.05	RMS	34.3	-33.4	45.95	54	-8.05	-	-	54	180	H

Pk - Peak detector
RMS - RMS detection

UL VERIFICATION SERVICES INC.
47173 Benicia Street, Fremont, CA 94538; USA TEL:(510) 319-4000 FAX:(510) 661-0888
This report shall not be reproduced except in full, without the written approval of UL Verification Services Inc.

VERTICAL RESULT

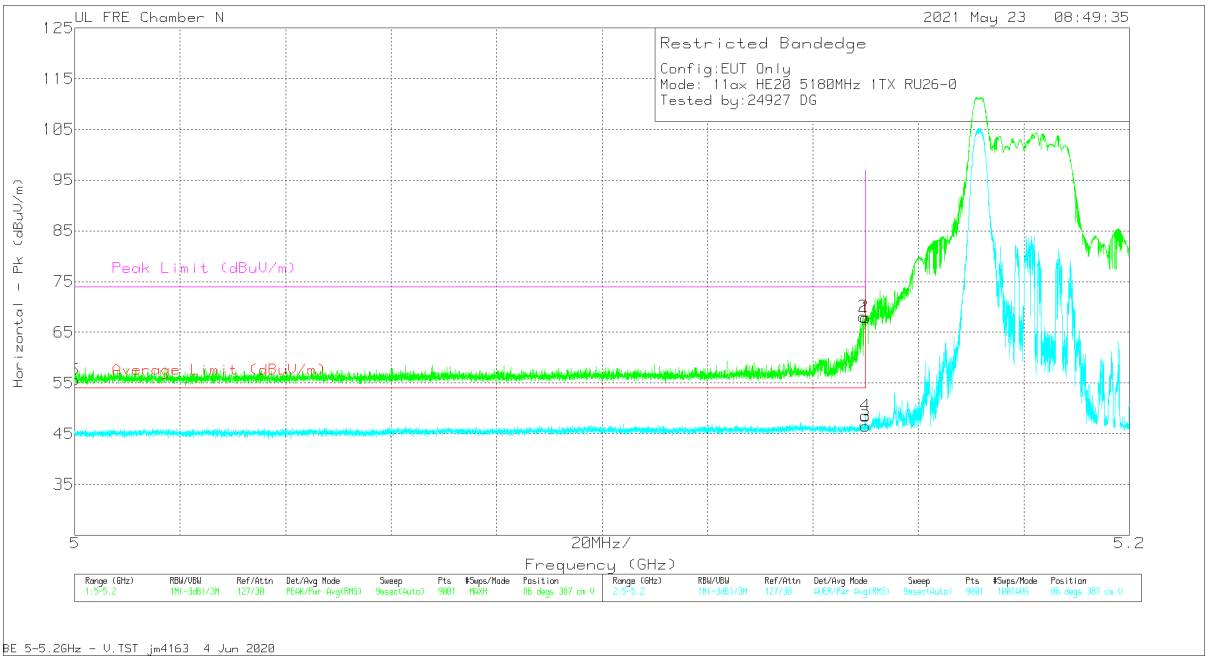

Marker	Frequency (GHz)	Meter Reading (dBuV)	Det	AF PRE0213971 (dB/m)	Amp/Cbl/Fltr/Pad (dB)	Corrected Reading (dBuV/m)	Average Limit (dBuV/m)	Margin (dB)	Peak Limit (dBuV/m)	PK Margin (dB)	Azimuth (Degs)	Height (cm)	Polarity
2	5.14962	67.18	Pk	34.3	-33.4	68.08	-	-	74	-5.92	86	387	V
4	5.14995	47.71	RMS	34.3	-33.4	48.61	54	-5.39	-	-	86	387	V
1	5.15	66.95	Pk	34.3	-33.4	67.85	-	-	74	-6.15	86	387	V
3	5.15	45.62	RMS	34.3	-33.4	46.52	54	-7.48	-	-	86	387	V

Pk - Peak detector
RMS - RMS detection

UL VERIFICATION SERVICES INC.
47173 Benicia Street, Fremont, CA 94538; USA TEL:(510) 319-4000 FAX:(510) 661-0888
This report shall not be reproduced except in full, without the written approval of UL Verification Services Inc.

1TX ANTENNA 5 – 242-Tone, RU Index 61

BANDEDGE (LOW CHANNEL)

HORIZONTAL RESULT

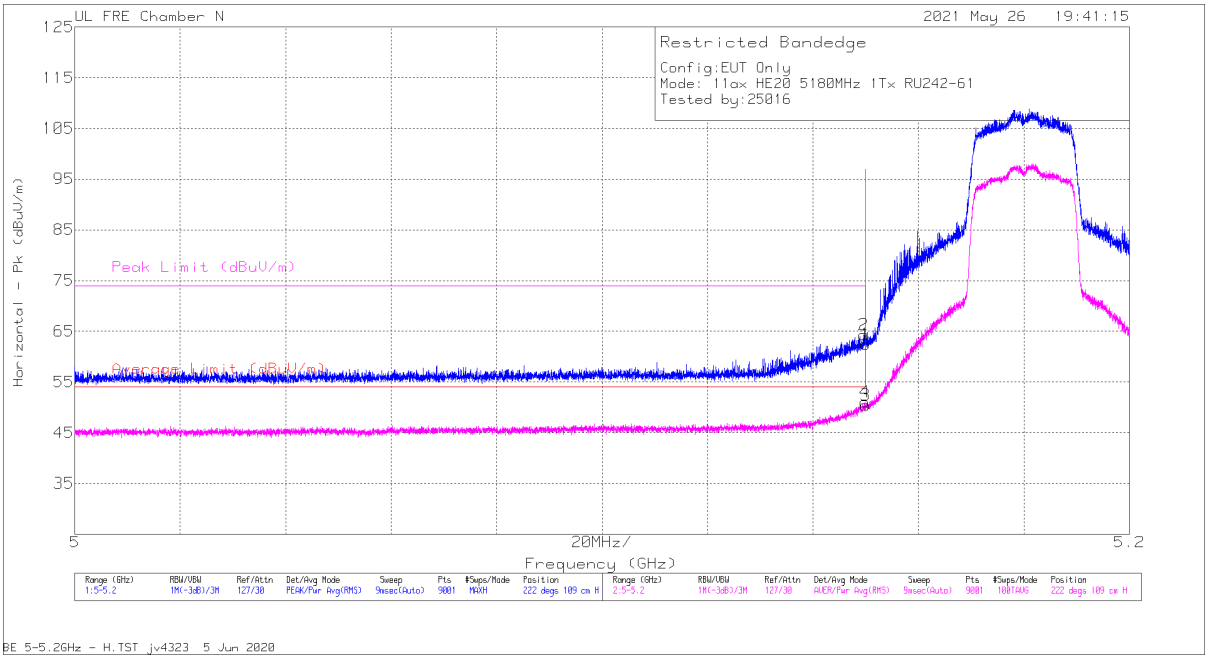

Marker	Frequency (GHz)	Meter Reading (dBuV)	Det	AF PRE0213971 (dB/m)	Amp/Cbl/Fltr/Pad (dB)	Corrected Reading (dBuV/m)	Average Limit (dBuV/m)	Margin (dB)	Peak Limit (dBuV/m)	PK Margin (dB)	Azimuth (Degs)	Height (cm)	Polarity
2	5.14955	63.35	Pk	34.3	-33.4	64.25	-	-	74	-9.75	222	109	H
4	5.14982	50.07	RMS	34.3	-33.4	50.97	54	-3.03	-	-	222	109	H
1	5.15	61.54	Pk	34.3	-33.4	62.44	-	-	74	-11.56	222	109	H
3	5.15	49.44	RMS	34.3	-33.4	50.34	54	-3.66	-	-	222	109	H

Pk - Peak detector
RMS - RMS detection

UL VERIFICATION SERVICES INC.
47173 Benicia Street, Fremont, CA 94538; USA TEL:(510) 319-4000 FAX:(510) 661-0888
This report shall not be reproduced except in full, without the written approval of UL Verification Services Inc.

VERTICAL RESULT

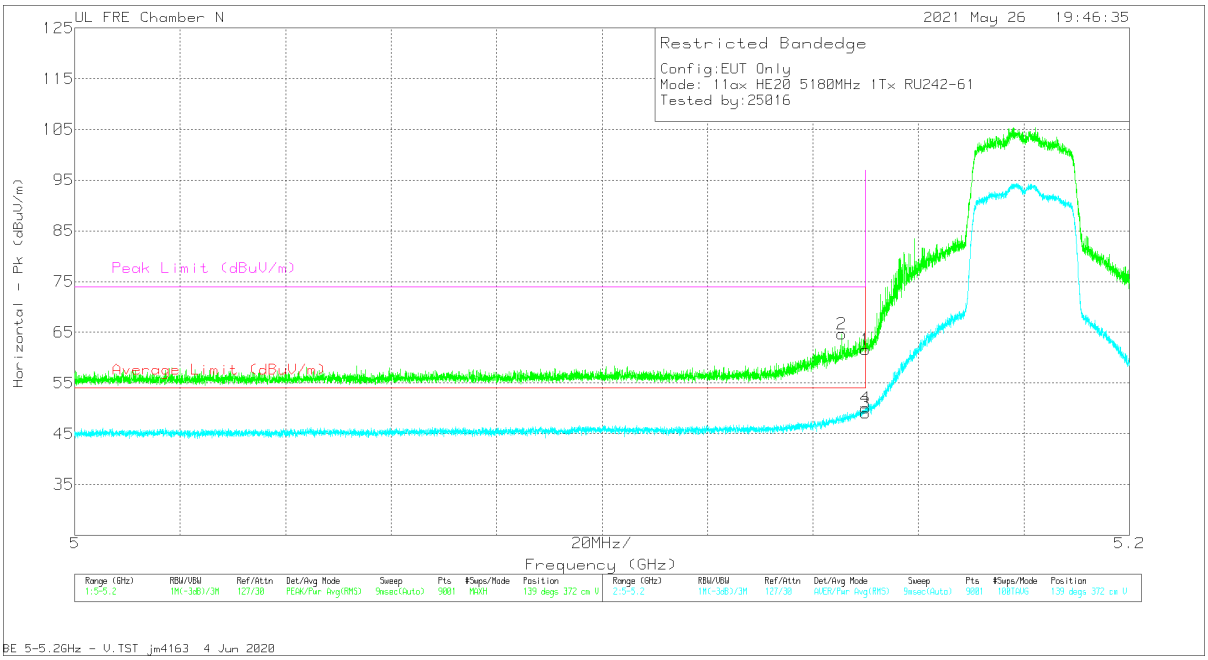

Marker	Frequency (GHz)	Meter Reading (dBuV)	Det	AF PRE0213971 (dB/m)	Amp/Cbl/Fltr/Pad (dB)	Corrected Reading (dBuV/m)	Average Limit (dBuV/m)	Margin (dB)	Peak Limit (dBuV/m)	PK Margin (dB)	Azimuth (Degs)	Height (cm)	Polarity
2	5.14549	63.81	Pk	34.3	-33.4	64.71	-	-	74	-9.29	139	372	V
4	5.14991	49.1	RMS	34.3	-33.4	50	54	-4	-	-	139	372	V
1	5.15	60.73	Pk	34.3	-33.4	61.63	-	-	74	-12.37	139	372	V
3	5.15	48.01	RMS	34.3	-33.4	48.91	54	-5.09	-	-	139	372	V

Pk - Peak detector
RMS - RMS detection

UL VERIFICATION SERVICES INC.
47173 Benicia Street, Fremont, CA 94538; USA TEL:(510) 319-4000 FAX:(510) 661-0888
This report shall not be reproduced except in full, without the written approval of UL Verification Services Inc.

1TX ANTENNA 5 – 26-Tone, RU Index 0

BANDEDGE (LOW CHANNEL)

HORIZONTAL RESULT

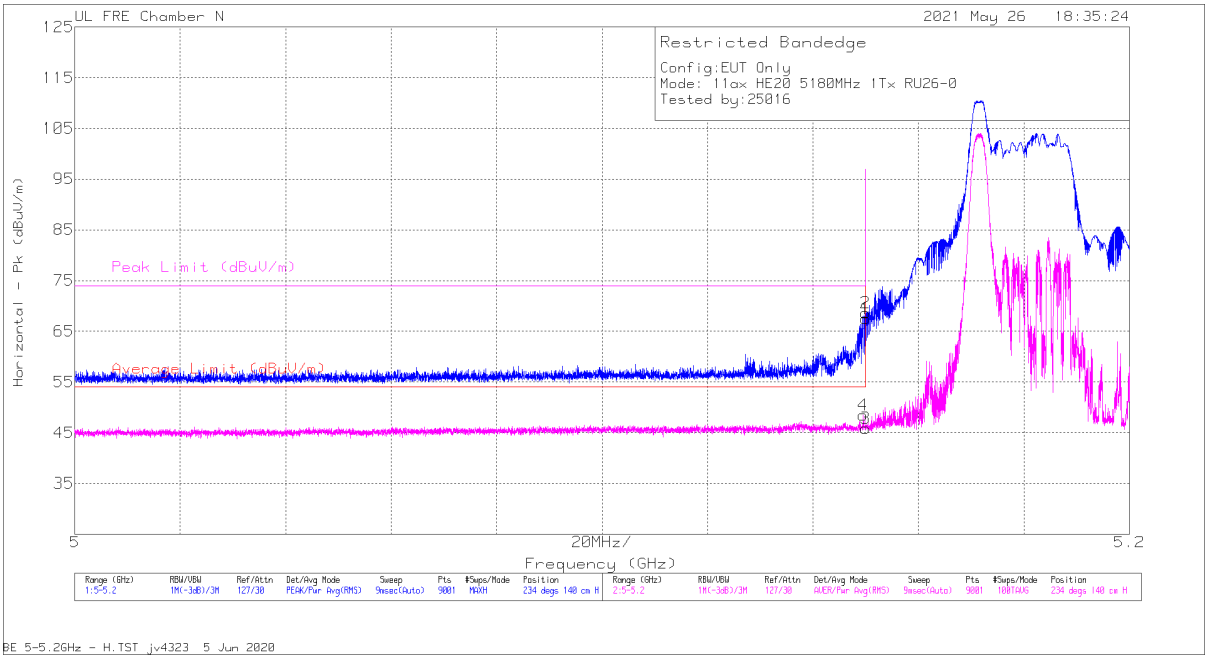

Marker	Frequency (GHz)	Meter Reading (dBuV)	Det	AF PRE0213971 (dB/m)	Amp/Cbl/Fltr/Pad (dB)	Corrected Reading (dBuV/m)	Average Limit (dBuV/m)	Margin (dB)	Peak Limit (dBuV/m)	PK Margin (dB)	Azimuth (Degs)	Height (cm)	Polarity
4	5.14953	47.53	RMS	34.3	-33.4	48.43	54	-5.57	-	-	234	140	H
2	5.14995	67.76	Pk	34.3	-33.4	68.66	-	-	74	-5.34	234	140	H
1	5.15	66.57	Pk	34.3	-33.4	67.47	-	-	74	-6.53	234	140	H
3	5.15	45.03	RMS	34.3	-33.4	45.93	54	-8.07	-	-	234	140	H

Pk - Peak detector
RMS - RMS detection

UL VERIFICATION SERVICES INC.
47173 Benicia Street, Fremont, CA 94538; USA TEL:(510) 319-4000 FAX:(510) 661-0888
This report shall not be reproduced except in full, without the written approval of UL Verification Services Inc.

VERTICAL RESULT

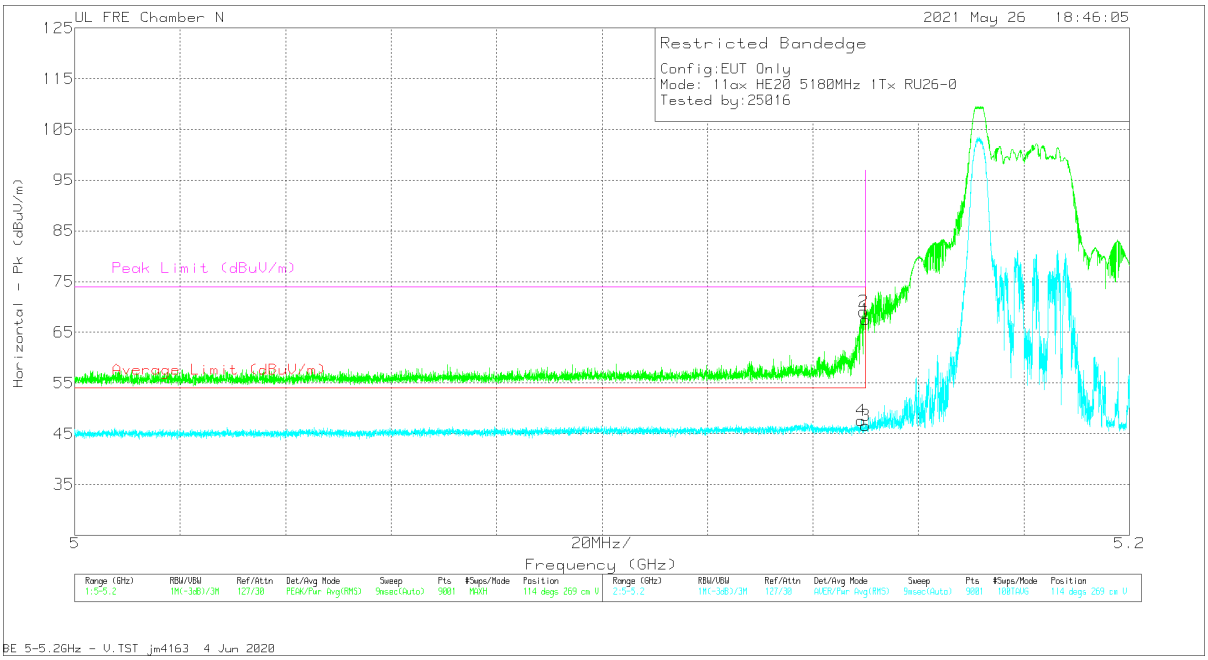

Marker	Frequency (GHz)	Meter Reading (dBuV)	Det	AF PRE0213971 (dB/m)	Amp/Cbl/Fltr/Pad (dB)	Corrected Reading (dBuV/m)	Average Limit (dBuV/m)	Margin (dB)	Peak Limit (dBuV/m)	PK Margin (dB)	Azimuth (Degs)	Height (cm)	Polarity
4	5.14915	46.73	RMS	34.3	-33.4	47.63	54	-6.37	-	-	114	269	V
2	5.14962	68.17	Pk	34.3	-33.4	69.07	-	-	74	-4.93	114	269	V
1	5.15	66.65	Pk	34.3	-33.4	67.55	-	-	74	-6.45	114	269	V
3	5.15	45.67	RMS	34.3	-33.4	46.57	54	-7.43	-	-	114	269	V

Pk - Peak detector
RMS - RMS detection

UL VERIFICATION SERVICES INC.
47173 Benicia Street, Fremont, CA 94538; USA TEL:(510) 319-4000 FAX:(510) 661-0888
This report shall not be reproduced except in full, without the written approval of UL Verification Services Inc.

2TX ANTENNA 6 + ANTENNA 5 OFDMA MODE – 242-Tone, RU Index 61

BANDEDGE (LOW CHANNEL)

HORIZONTAL RESULT

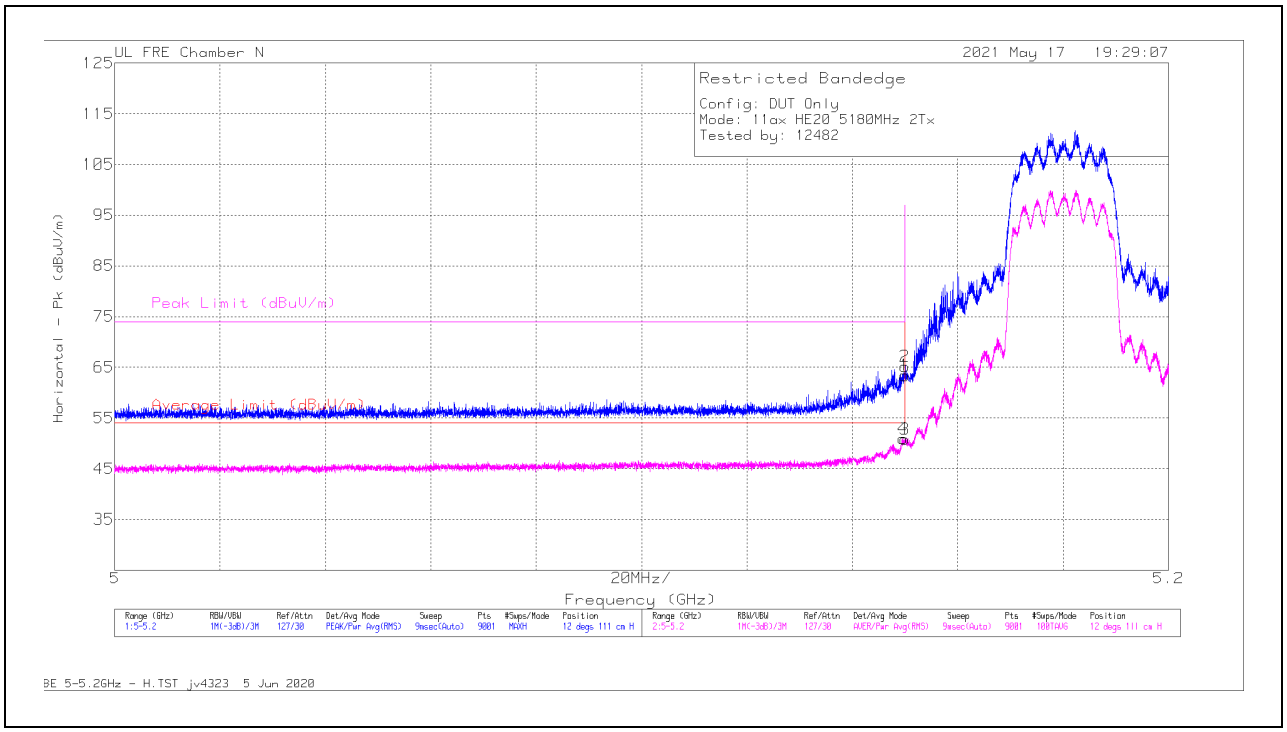

Marker	Frequency (GHz)	Meter Reading (dBuV)	Det	AF PRE0213971 (dB/m)	Amp/Cbl/Fltr/Pad (dB)	Corrected Reading (dBuV/m)	Average Limit (dBuV/m)	Margin (dB)	Peak Limit (dBuV/m)	PK Margin (dB)	Azimuth (Degs)	Height (cm)	Polarity
4	5.14962	50.09	RMS	34.3	-33.4	50.99	54	-3.01	-	-	12	111	H
2	5.14998	64.24	Pk	34.3	-33.4	65.14	-	-	74	-8.86	12	111	H
1	5.15	62.48	Pk	34.3	-33.4	63.38	-	-	74	-10.62	12	111	H
3	5.15	49.91	RMS	34.3	-33.4	50.81	54	-3.19	-	-	12	111	H

Pk - Peak detector
RMS - RMS detection

UL VERIFICATION SERVICES INC.
47173 Benicia Street, Fremont, CA 94538; USA TEL:(510) 319-4000 FAX:(510) 661-0888
This report shall not be reproduced except in full, without the written approval of UL Verification Services Inc.

VERTICAL RESULT

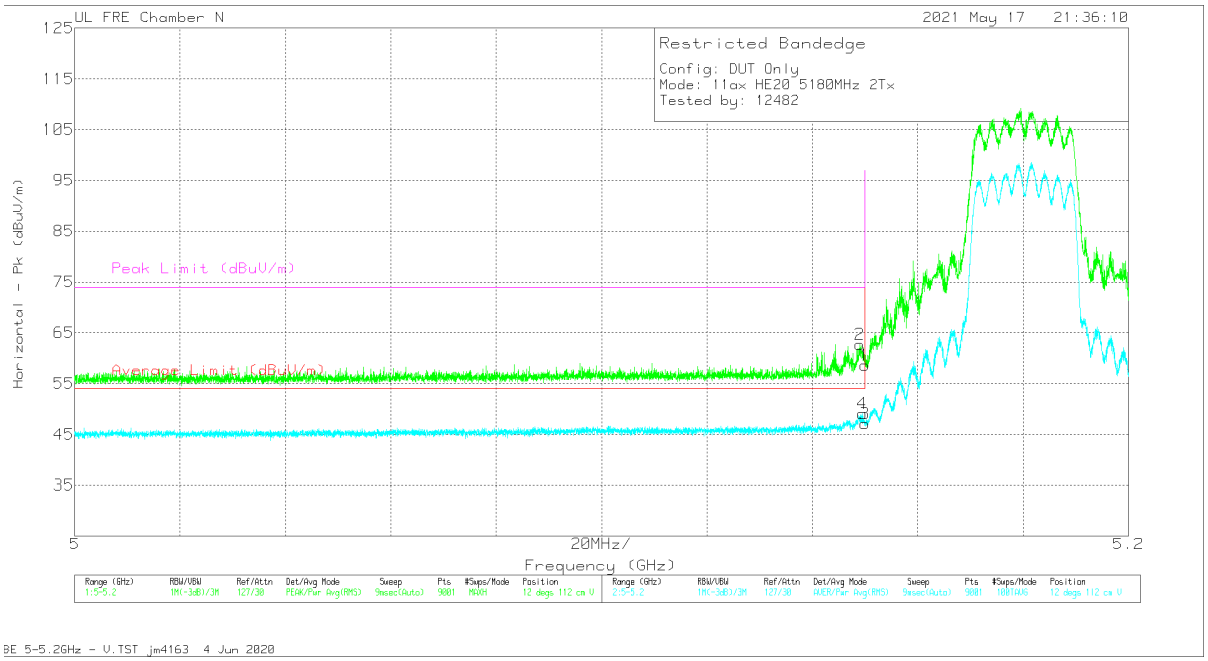

Marker	Frequency (GHz)	Meter Reading (dBuV)	Det	AF PRE0213971 (dB/m)	Amp/Cbl/Fltr/Pad (dB)	Corrected Reading (dBuV/m)	Average Limit (dBuV/m)	Margin (dB)	Peak Limit (dBuV/m)	PK Margin (dB)	Azimuth (Degs)	Height (cm)	Polarity
2	5.14898	61.83	Pk	34.3	-33.4	62.73	-	-	74	-11.27	12	112	V
4	5.14949	48.14	RMS	34.3	-33.4	49.04	54	-4.96	-	-	12	112	V
1	5.15	57.76	Pk	34.3	-33.4	58.66	-	-	74	-15.34	12	112	V
3	5.15	46.26	RMS	34.3	-33.4	47.16	54	-6.84	-	-	12	112	V

Pk - Peak detector
RMS - RMS detection

UL VERIFICATION SERVICES INC.
47173 Benicia Street, Fremont, CA 94538; USA TEL:(510) 319-4000 FAX:(510) 661-0888
This report shall not be reproduced except in full, without the written approval of UL Verification Services Inc.

HARMONICS AND SPURIOUS EMISSIONS

LOW CHANNEL RESULTS

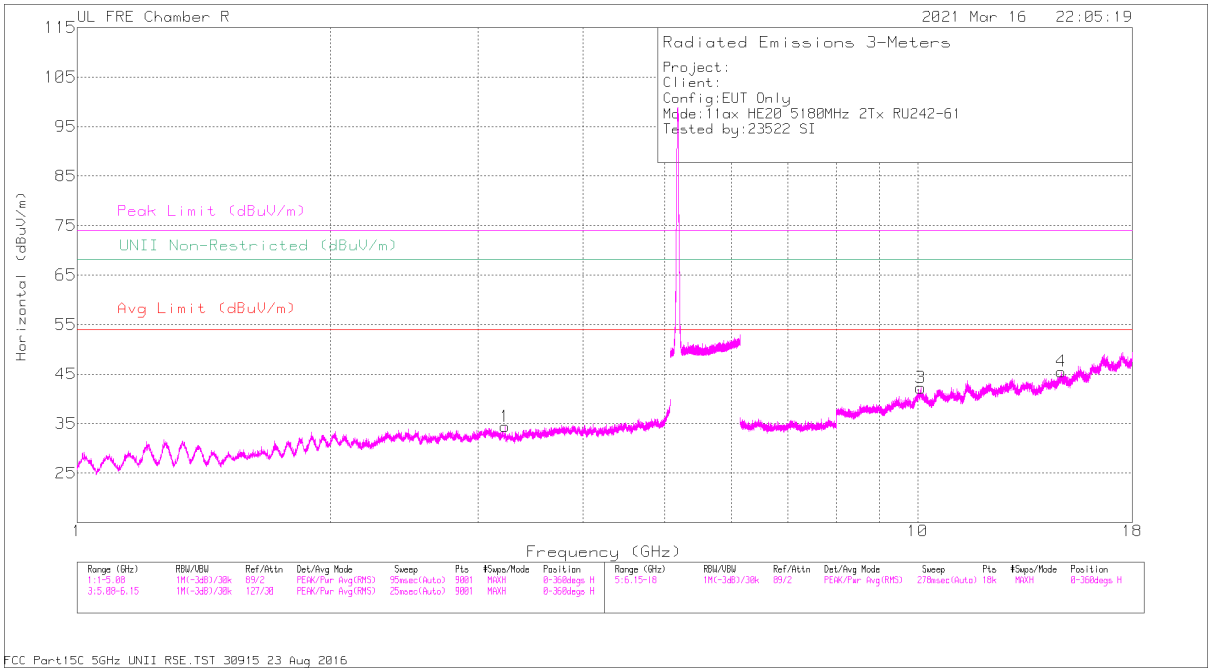

HORIZONTAL

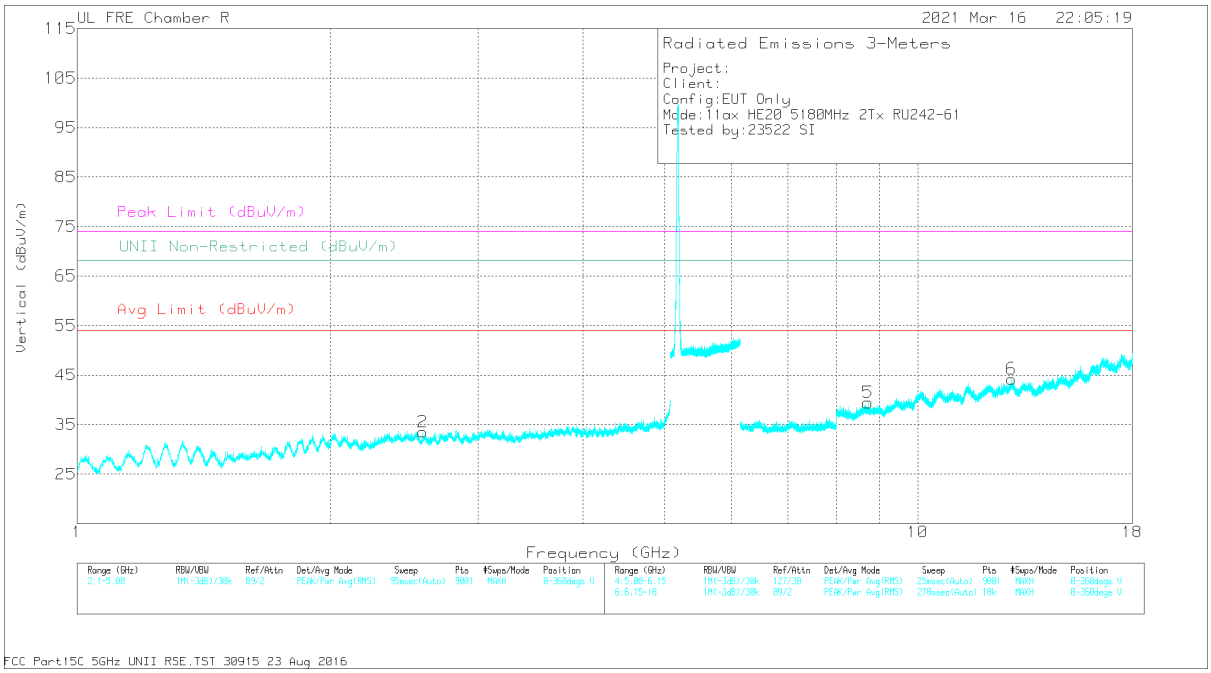

VERTICAL

UL VERIFICATION SERVICES INC.
47173 Benicia Street, Fremont, CA 94538; USA TEL:(510) 319-4000 FAX:(510) 661-0888

This report shall not be reproduced except in full, without the written approval of UL Verification Services Inc.

RADIATED EMISSIONS

Marker	Frequency (GHz)	Meter Reading (dBuV)	Det	AF PRE0213973 (dB/m)	Amp/Cbl/Fltr/Pad (dB)	Corrected Reading (dBuV/m)	Avg Limit (dBuV/m)	Margin (dB)	Peak Limit (dBuV/m)	PK Margin (dB)	UNII Non-Restricted (dBuV/m)	PK Margin (dB)	Azimuth (Degs)	Height (cm)	Polarity
2	2.5790	54.86	PK-U	32.2	-44.5	42.56	-	-	-	-	68.2	-25.64	350	348	V
1	3.2267	51.28	PK-U	33	-41.3	42.98	-	-	-	-	68.2	-25.22	65	101	H
5	8.7276	48.3	PK-U	36.1	-36.8	47.6	-	-	-	-	68.2	-20.6	223	335	V
3	10.0818	48.37	PK-U	37.2	-35.1	50.47	-	-	-	-	68.2	-17.73	58	396	H
6	12.9339	47.49	PK-U	39.2	-33.6	53.09	-	-	-	-	68.2	-15.11	299	240	V
4	14.8068	48.78	PK-U	39.7	-34.2	54.28	-	-	-	-	68.2	-13.92	163	248	H

* - indicates frequency in CFR47 Pt 15 / IC RSS-Restricted Band
PK-U - U-NII: Maximum Peak
ADR - U-NII AD primary method, RMS average

UL VERIFICATION SERVICES INC.
47173 Benicia Street, Fremont, CA 94538; USA TEL:(510) 319-4000 FAX:(510) 661-0888
This report shall not be reproduced except in full, without the written approval of UL Verification Services Inc.

MID CHANNEL RESULTS

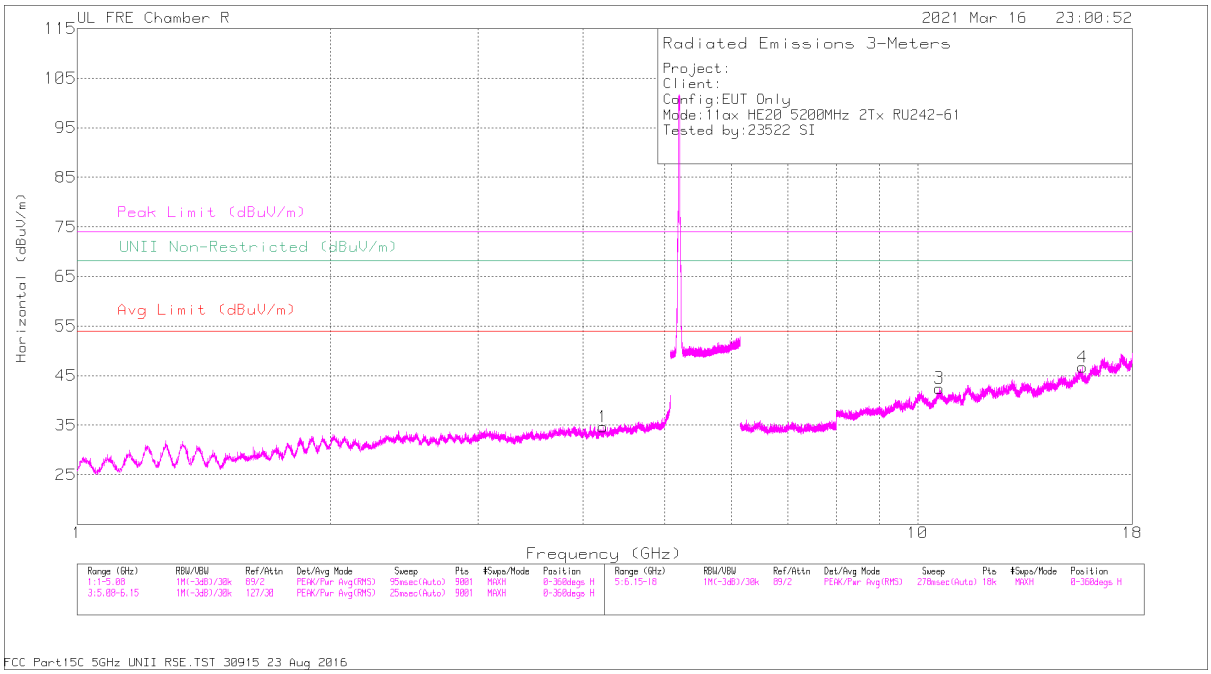

HORIZONTAL

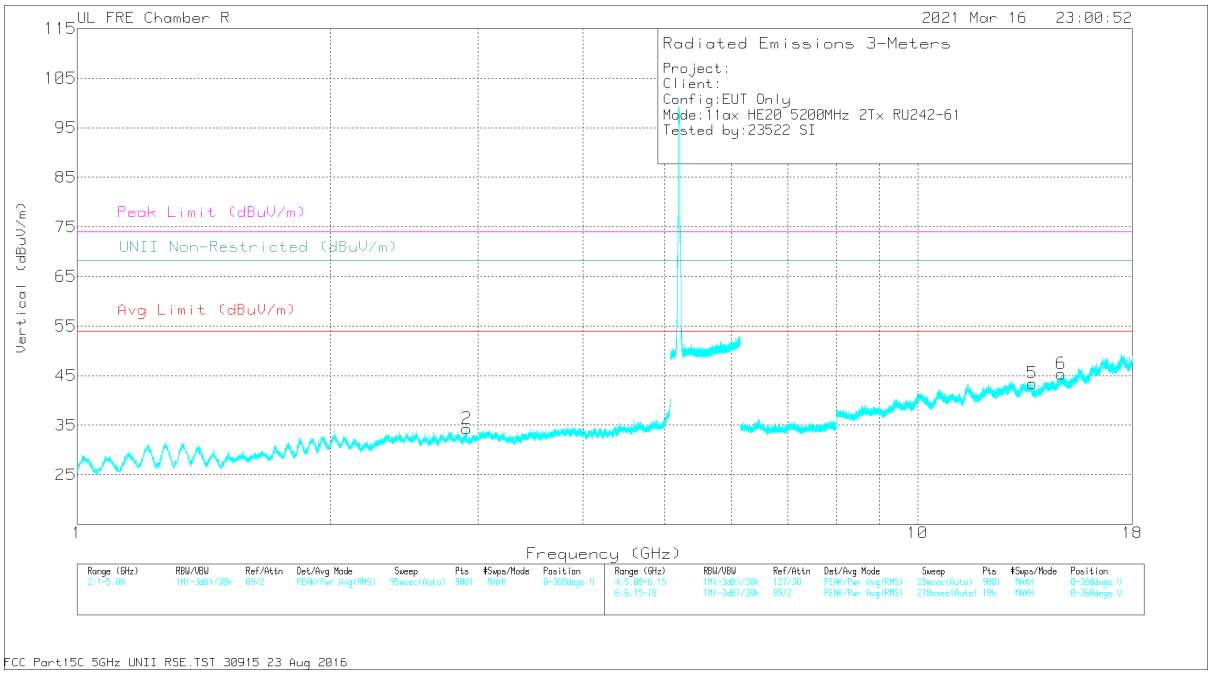

VERTICAL

UL VERIFICATION SERVICES INC.
47173 Benicia Street, Fremont, CA 94538; USA TEL:(510) 319-4000 FAX:(510) 661-0888

This report shall not be reproduced except in full, without the written approval of UL Verification Services Inc.

RADIATED EMISSIONS

Marker	Frequency (GHz)	Meter Reading (dBuV)	Det	AF PRE0213973 (dB/m)	Amp/Cbl/Fltr/Pad (dB)	Corrected Reading (dBuV/m)	Avg Limit (dBuV/m)	Margin (dB)	Peak Limit (dBuV/m)	PK Margin (dB)	UNII Non-Restricted (dBuV/m)	PK Margin (dB)	Azimuth (Degs)	Height (cm)	Polarity
1	* 4.2221	52.01	PK-U	33.4	-41.8	43.61	-	-	74	-30.39	-	-	345	336	H
	* 4.2214	40.3	ADR	33.3	-41.8	31.8	54	-22.2	-	-	-	-	345	336	H
3	* 10.6110	47.88	PK-U	37.9	-34.8	50.98	-	-	74	-23.02	-	-	91	218	H
	* 10.6137	36.38	ADR	37.9	-34.8	39.48	54	-14.52	-	-	-	-	91	218	H
4	* 15.7193	48.05	PK-U	40.3	-33.6	54.75	-	-	74	-19.25	-	-	164	398	H
	* 15.7200	36.46	ADR	40.3	-33.6	43.16	54	-10.84	-	-	-	-	164	398	H
2	2.9063	54.03	PK-U	32.4	-43.2	43.23	-	-	-	-	68.2	-24.97	357	135	V
5	13.6836	47.24	PK-U	38.5	-33.9	51.84	-	-	-	-	68.2	-16.36	110	176	V
6	14.8215	48.84	PK-U	39.7	-34.3	54.24	-	-	-	-	68.2	-13.96	321	181	V

* - indicates frequency in CFR47 Pt 15 / IC RSS-Restricted Band
PK-U - U-NII: Maximum Peak
ADR - U-NII AD primary method, RMS average

UL VERIFICATION SERVICES INC.
47173 Benicia Street, Fremont, CA 94538; USA TEL:(510) 319-4000 FAX:(510) 661-0888
This report shall not be reproduced except in full, without the written approval of UL Verification Services Inc.

HIGH CHANNEL RESULTS

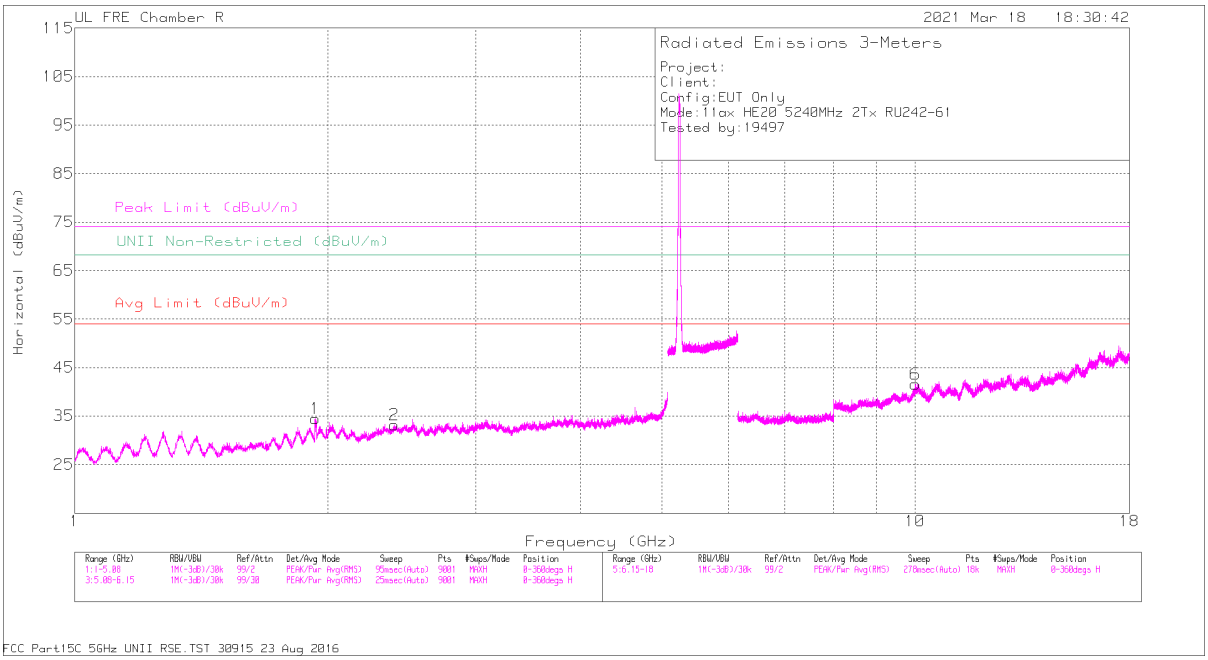

HORIZONTAL

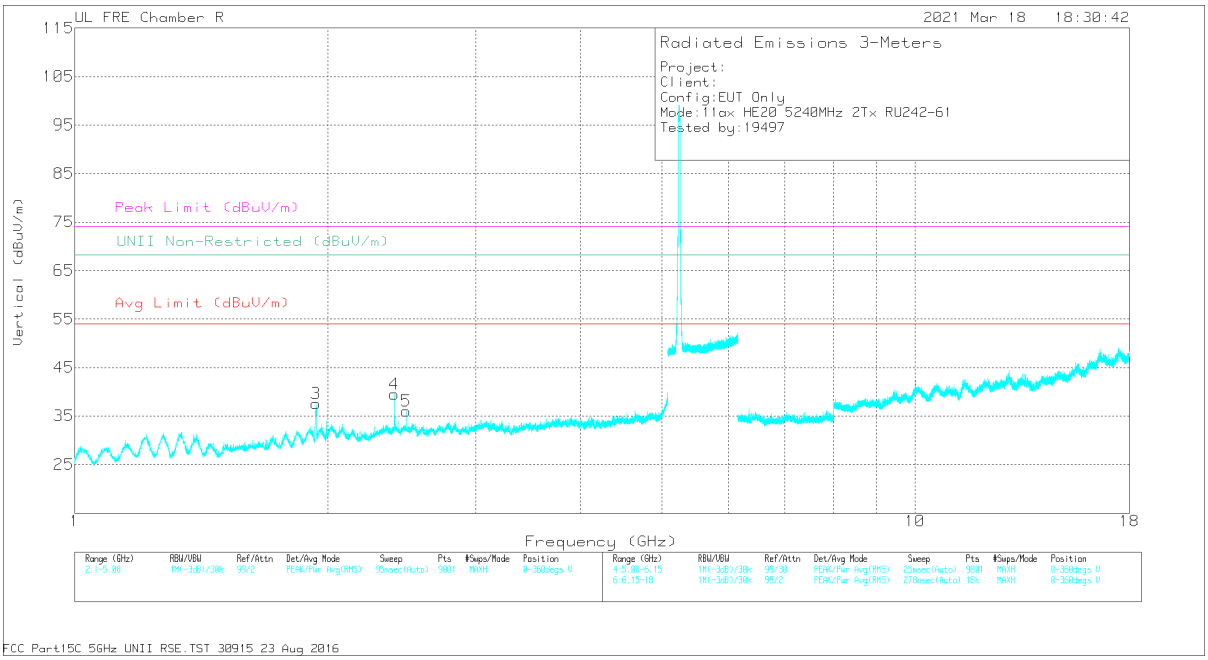

VERTICAL

UL VERIFICATION SERVICES INC.
47173 Benicia Street, Fremont, CA 94538; USA TEL:(510) 319-4000 FAX:(510) 661-0888

This report shall not be reproduced except in full, without the written approval of UL Verification Services Inc.

RADIATED EMISSIONS

Marker	Frequency (GHz)	Meter Reading (dBuV)	Det	AF PRE0213973 (dB/m)	Amp/Cbl/Fltr/Pad (dB)	Corrected Reading (dBuV/m)	Avg Limit (dBuV/m)	Margin (dB)	Peak Limit (dBuV/m)	PK Margin (dB)	UNII Non-Restricted (dBuV/m)	PK Margin (dB)	Azimuth (Degs)	Height (cm)	Polarity
1	1.93184	55.59	PK-U	31	-45.5	41.09	-	-	-	-	68.2	-27.11	0	100	H
3	1.93837	59.76	PK-U	31.1	-45.4	45.46	-	-	-	-	68.2	-22.74	163	322	V
2	2.4002	56.17	PK-U	32.1	-45.2	43.07	-	-	-	-	68.2	-25.13	0	100	H
4	2.40117	56.66	PK-U	32.1	-45.2	43.56	-	-	-	-	68.2	-24.64	93	165	V
5	2.47845	55.74	PK-U	32.4	-44.9	43.24	-	-	-	-	68.2	-24.96	93	165	V
6	10.01275	49.09	PK-U	37.2	-35.4	50.89	-	-	-	-	68.2	-17.31	93	165	H

* - indicates frequency in CFR47 Pt 15 / IC RSS-Restricted Band
PK-U - U-NII: Maximum Peak
ADR - U-NII AD primary method, RMS average

UL VERIFICATION SERVICES INC.
47173 Benicia Street, Fremont, CA 94538; USA TEL:(510) 319-4000 FAX:(510) 661-0888
This report shall not be reproduced except in full, without the written approval of UL Verification Services Inc.

2TX ANTENNA 6 + ANTENNA 5 OFDMA MODE – 26-Tone, RU Index 0

BANDEDGE (LOW CHANNEL)

HORIZONTAL RESULT

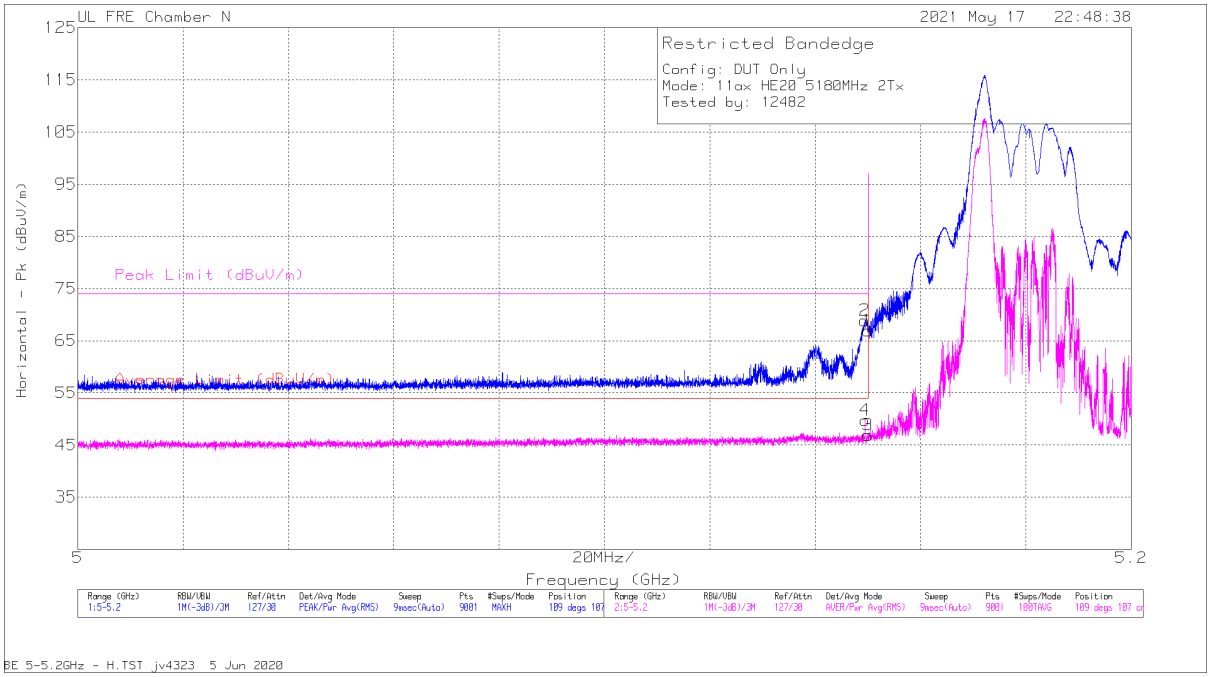

Marker	Frequency (GHz)	Meter Reading (dBuV)	Det	AF PRE0213971 (dB/m)	Amp/Cbl/Fltr/Pad (dB)	Corrected Reading (dBuV/m)	Average Limit (dBuV/m)	Margin (dB)	Peak Limit (dBuV/m)	PK Margin (dB)	Azimuth (Degs)	Height (cm)	Polarity
2	5.1494	67.98	Pk	34.3	-33.4	68.88	-	-	74	-5.12	109	107	H
4	5.14944	48.86	RMS	34.3	-33.4	49.76	54	-4.24	-	-	109	107	H
1	5.15	66.04	Pk	34.3	-33.4	66.94	-	-	74	-7.06	109	107	H
3	5.15	46.03	RMS	34.3	-33.4	46.93	54	-7.07	-	-	109	107	H

Pk - Peak detector
RMS - RMS detection

UL VERIFICATION SERVICES INC.
47173 Benicia Street, Fremont, CA 94538; USA TEL:(510) 319-4000 FAX:(510) 661-0888
This report shall not be reproduced except in full, without the written approval of UL Verification Services Inc.

VERTICAL RESULT

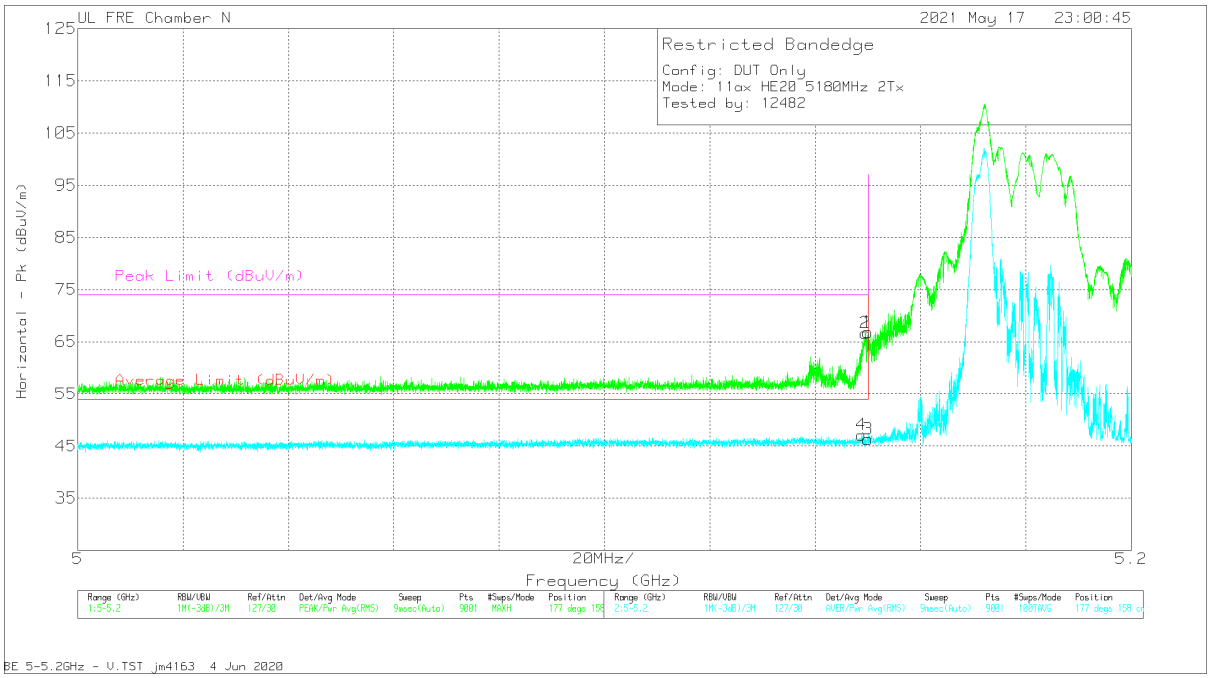

Marker	Frequency (GHz)	Meter Reading (dBuV)	Det	AF PRE0213971 (dB/m)	Amp/Cbl/Fltr/Pad (dB)	Corrected Reading (dBuV/m)	Average Limit (dBuV/m)	Margin (dB)	Peak Limit (dBuV/m)	PK Margin (dB)	Azimuth (Degs)	Height (cm)	Polarity
4	5.14878	46.23	RMS	34.3	-33.4	47.13	54	-6.87	-	-	177	158	V
2	5.14953	65.78	Pk	34.3	-33.4	66.68	-	-	74	-7.32	177	158	V
1	5.15	65.91	Pk	34.3	-33.4	66.81	-	-	74	-7.19	177	158	V
3	5.15	45.41	RMS	34.3	-33.4	46.31	54	-7.69	-	-	177	158	V

Pk - Peak detector
RMS - RMS detection

UL VERIFICATION SERVICES INC.
47173 Benicia Street, Fremont, CA 94538; USA TEL:(510) 319-4000 FAX:(510) 661-0888
This report shall not be reproduced except in full, without the written approval of UL Verification Services Inc.

HARMONICS AND SPURIOUS EMISSIONS

LOW CHANNEL RESULTS

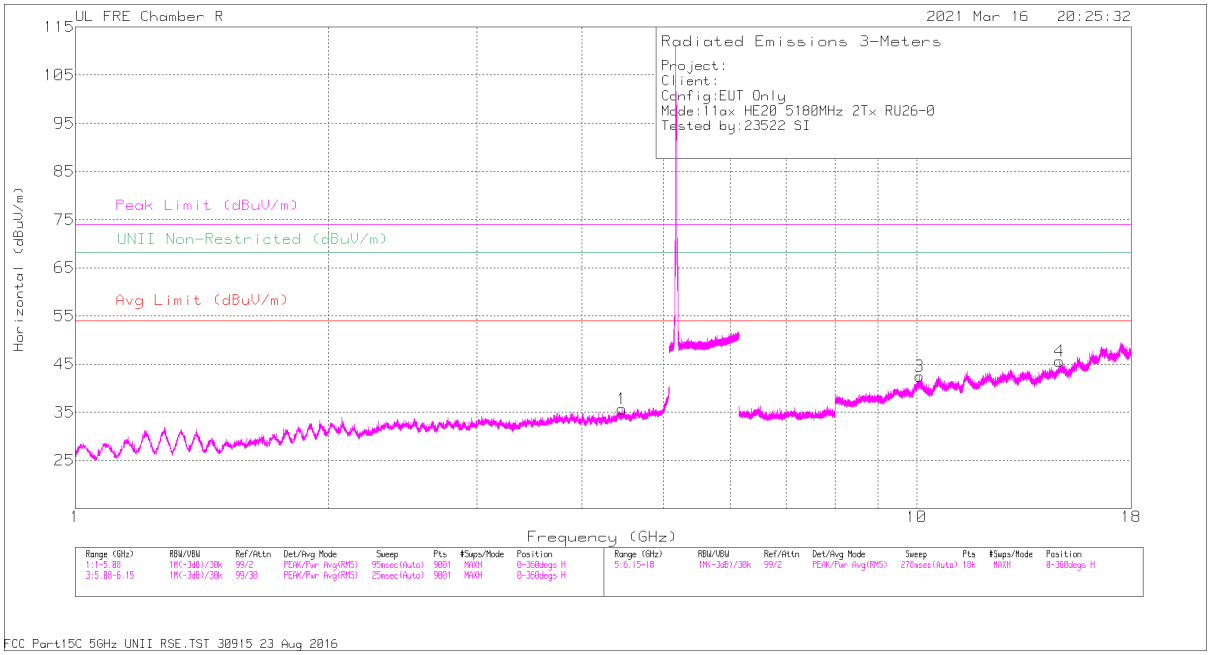

HORIZONTAL

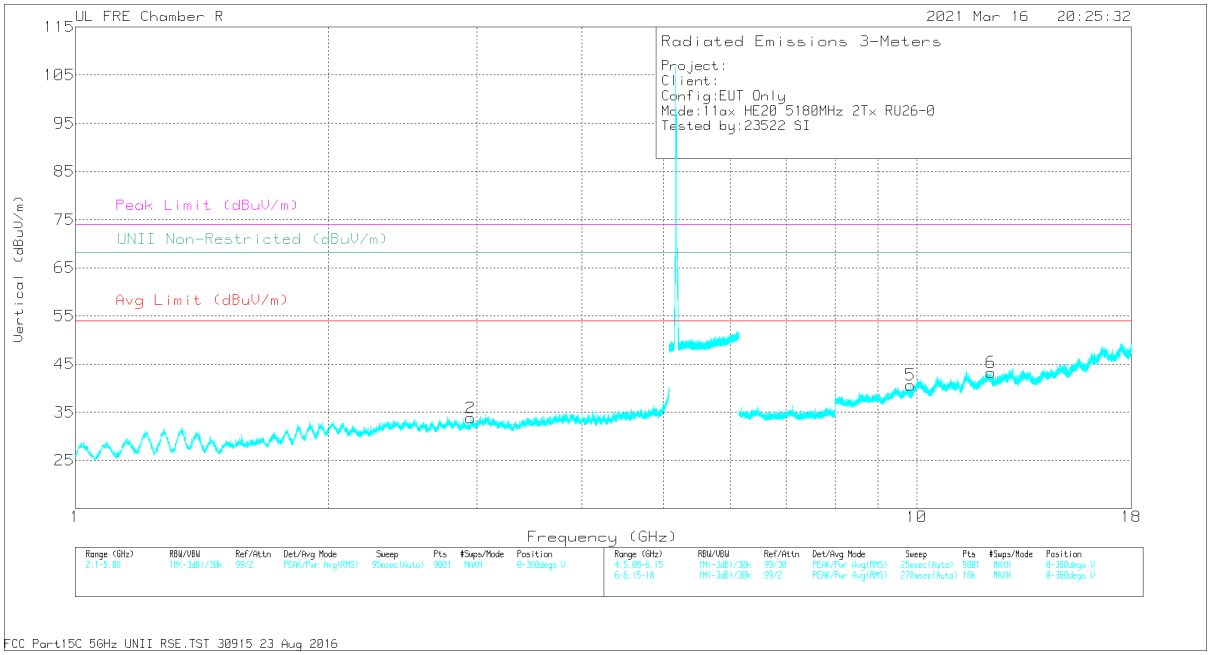

VERTICAL

UL VERIFICATION SERVICES INC.
47173 Benicia Street, Fremont, CA 94538; USA TEL:(510) 319-4000 FAX:(510) 661-0888

This report shall not be reproduced except in full, without the written approval of UL Verification Services Inc.

RADIATED EMISSIONS

Marker	Frequency (GHz)	Meter Reading (dBuV)	Det	AF PRE0213973 (dB/m)	Amp/Cbl/Fltr/Pad (dB)	Corrected Reading (dBuV/m)	Avg Limit (dBuV/m)	Margin (dB)	Peak Limit (dBuV/m)	PK Margin (dB)	UNII Non-Restricted (dBuV/m)	PK Margin (dB)	Azimuth (Degs)	Height (cm)	Polarity
6	* 12.2566	48.04	PK-U	39.1	-34.3	52.84	-	-	74	-21.16	-	-	107	339	V
	* 12.2645	35.64	ADR	39.1	-34.3	40.44	54	-13.56	-	-	-	-	107	339	V
2	2.9473	53.36	PK-U	32.4	-43	42.76	-	-	-	-	68.2	-25.44	348	372	V
1	4.4612	53.34	PK-U	33.7	-41.9	45.14	-	-	-	-	68.2	-23.06	273	373	H
5	9.8326	48.13	PK-U	37.1	-36.6	48.63	-	-	-	-	68.2	-19.57	325	187	V
3	10.0853	49.08	PK-U	37.2	-35.1	51.18	-	-	-	-	68.2	-17.02	257	221	H
4	14.7946	48.95	PK-U	39.7	-34.3	54.35	-	-	-	-	68.2	-13.85	89	201	H

* - indicates frequency in CFR47 Pt 15 / IC RSS-Restricted Band
PK-U - U-NII: Maximum Peak
ADR - U-NII AD primary method, RMS average

UL VERIFICATION SERVICES INC.
47173 Benicia Street, Fremont, CA 94538; USA TEL:(510) 319-4000 FAX:(510) 661-0888
This report shall not be reproduced except in full, without the written approval of UL Verification Services Inc.

MID CHANNEL RESULTS

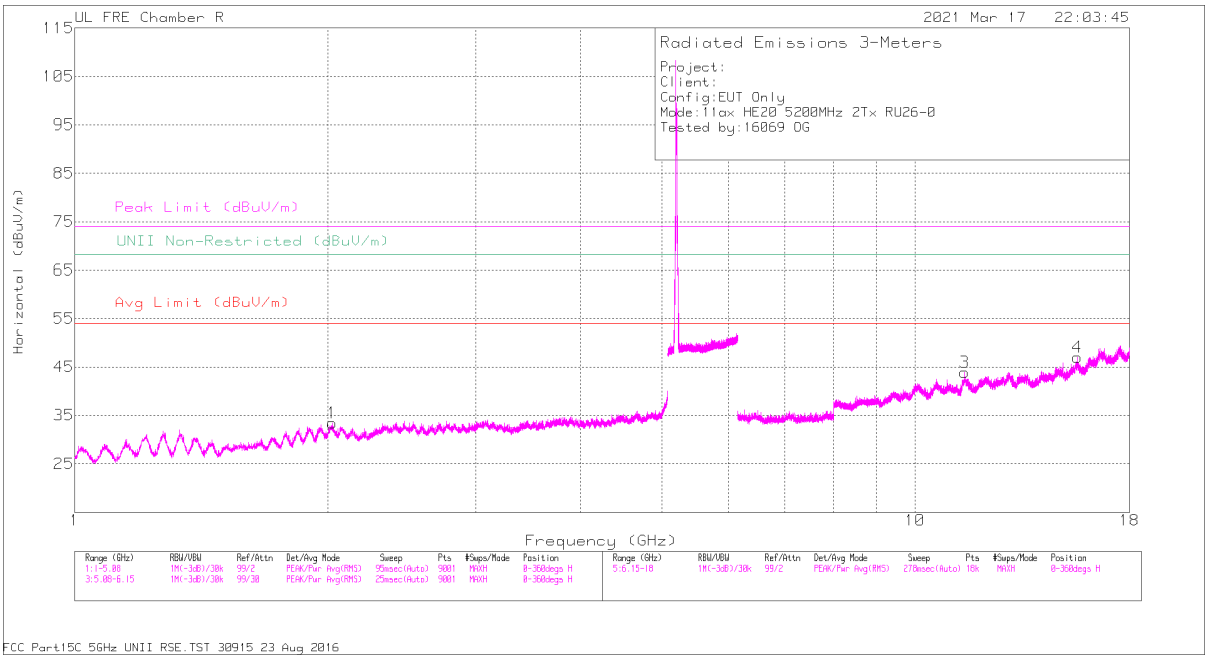

HORIZONTAL

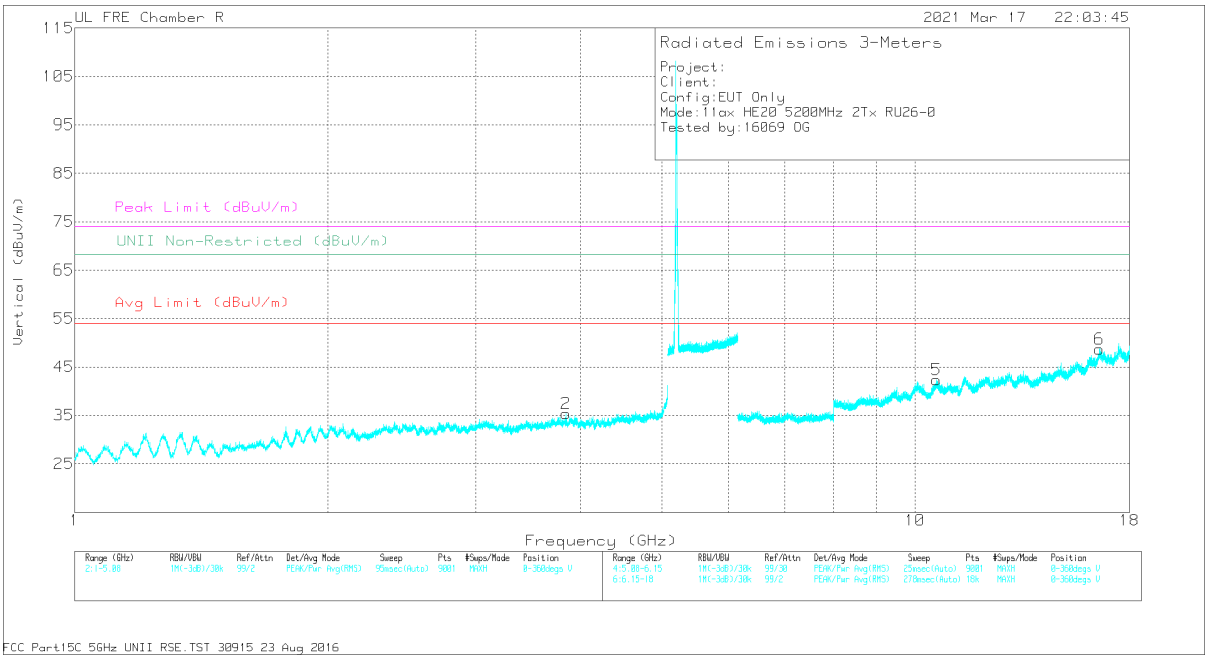

VERTICAL

UL VERIFICATION SERVICES INC.
47173 Benicia Street, Fremont, CA 94538; USA TEL:(510) 319-4000 FAX:(510) 661-0888

This report shall not be reproduced except in full, without the written approval of UL Verification Services Inc.

RADIATED EMISSIONS

Marker	Frequency (GHz)	Meter Reading (dBuV)	Det	AF PRE0213973 (dB/m)	Amp/Cbl/Fltr/Pad (dB)	Corrected Reading (dBuV/m)	Avg Limit (dBuV/m)	Margin (dB)	Peak Limit (dBuV/m)	PK Margin (dB)	UNII Non-Restricted (dBuV/m)	PK Margin (dB)	Azimuth (Degs)	Height (cm)	Polarity
2	* 3.84302	51.93	PK-U	33.5	-41.2	44.23	-	-	74	-29.77	-	-	360	201	V
	* 3.8424	40.37	ADR	33.5	-41.2	32.67	54	-21.33	-	-	-	-	360	201	V
3	* 11.45458	47.18	PK-U	38.3	-33.9	51.58	-	-	74	-22.42	-	-	360	100	H
	* 11.4534	35.86	ADR	38.3	-33.9	40.26	54	-13.74	-	-	-	-	360	100	H
4	* 15.60631	47.42	PK-U	40.4	-32.1	55.72	-	-	74	-18.28	-	-	360	100	H
	* 15.60763	35.66	ADR	40.4	-32.2	43.86	54	-10.14	-	-	-	-	360	100	H
5	* 10.60941	48.01	PK-U	37.9	-34.7	51.21	-	-	74	-22.79	-	-	360	201	V
	* 10.60818	36.6	ADR	37.9	-34.7	39.8	54	-14.2	-	-	-	-	360	201	V
1	2.02547	56.75	PK-U	31.6	-45.3	43.05	-	-	-	-	68.2	-25.15	360	100	H
6	16.58361	48.54	PK-U	41.9	-33.1	57.34	-	-	-	-	68.2	-10.86	360	200	V

* - indicates frequency in CFR47 Pt 15 / IC RSS-Restricted Band
PK-U - U-NII: Maximum Peak
ADR - U-NII AD primary method, RMS average

UL VERIFICATION SERVICES INC.
47173 Benicia Street, Fremont, CA 94538; USA TEL:(510) 319-4000 FAX:(510) 661-0888
This report shall not be reproduced except in full, without the written approval of UL Verification Services Inc.

HIGH CHANNEL RESULTS

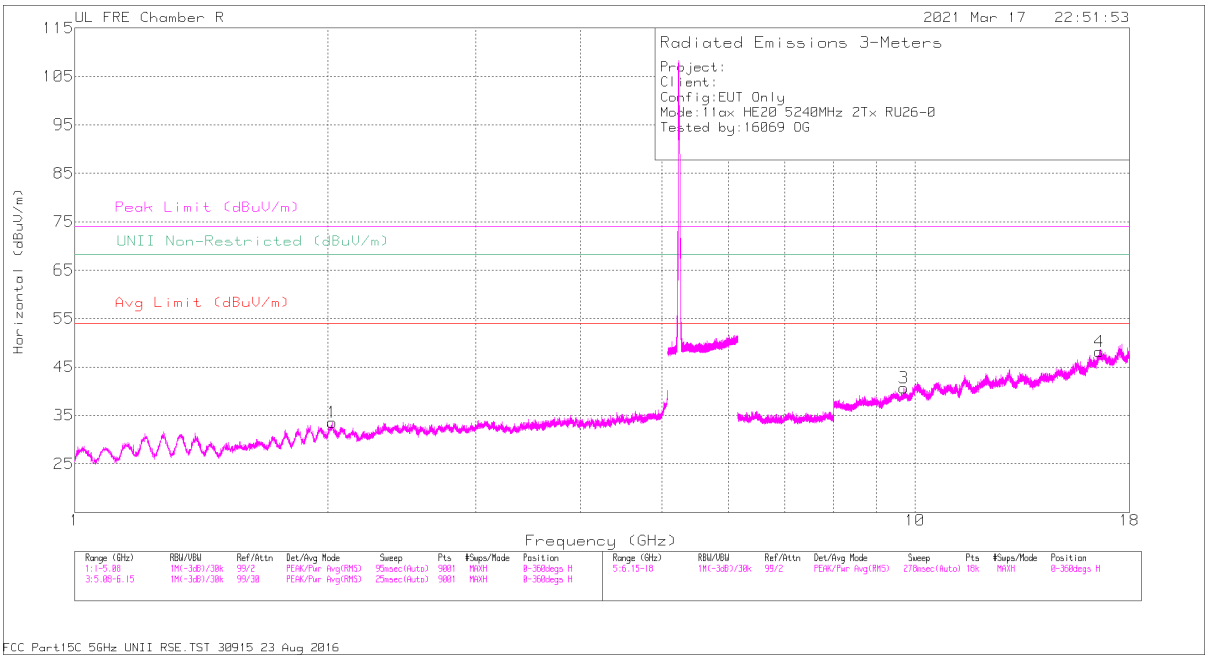

HORIZONTAL

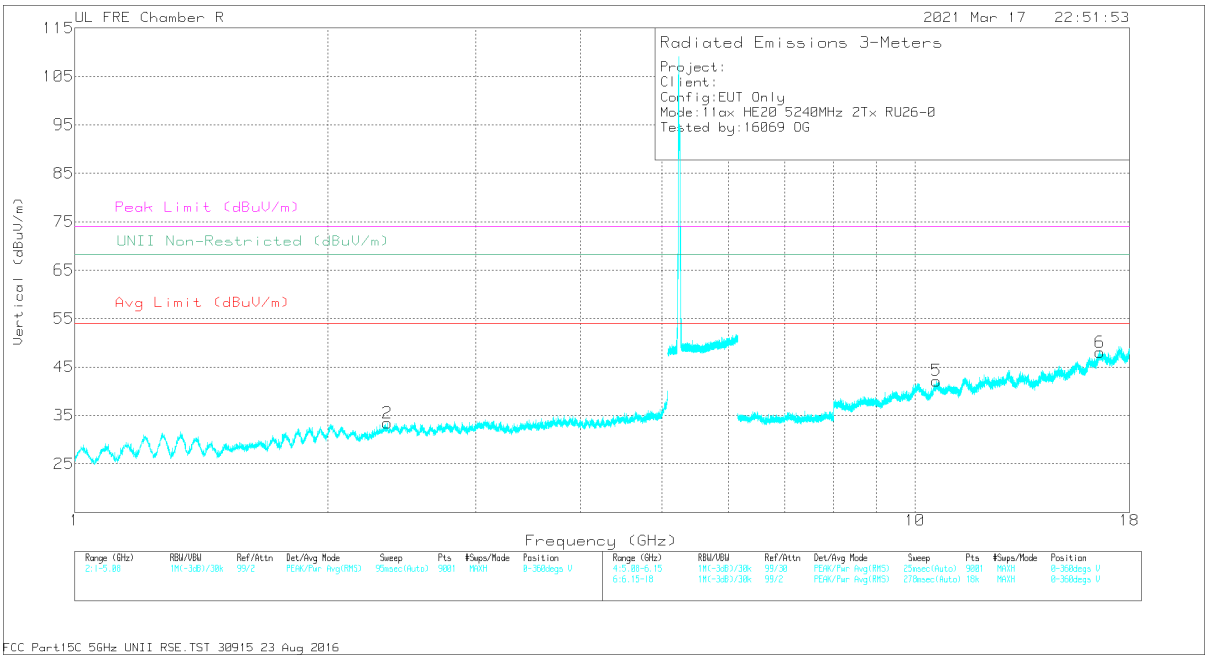

VERTICAL

UL VERIFICATION SERVICES INC.
47173 Benicia Street, Fremont, CA 94538; USA TEL:(510) 319-4000 FAX:(510) 661-0888

This report shall not be reproduced except in full, without the written approval of UL Verification Services Inc.

RADIATED EMISSIONS

Marker	Frequency (GHz)	Meter Reading (dBuV)	Det	AF PRE0213973 (dB/m)	Amp/Cbl/Fltr/Pad (dB)	Corrected Reading (dBuV/m)	Avg Limit (dBuV/m)	Margin (dB)	Peak Limit (dBuV/m)	PK Margin (dB)	UNII Non-Restricted (dBuV/m)	PK Margin (dB)	Azimuth (Degs)	Height (cm)	Polarity
2	* 2.3538	56.87	PK-U	32.1	-45.5	43.47	-	-	74	-30.53	-	-	360	201	V
	* 2.35337	44.42	ADR	32.1	-45.4	31.12	54	-22.88	-	-	-	-	360	201	V
5	* 10.6098	48.02	PK-U	37.9	-34.8	51.12	-	-	74	-22.88	-	-	360	201	V
	* 10.6114	36.73	ADR	37.9	-34.8	39.83	54	-14.17	-	-	-	-	360	201	V
1	2.0219	56.62	PK-U	31.6	-45.2	43.02	-	-	-	-	68.2	-25.18	360	100	H
3	9.7076	48.51	PK-U	37.1	-36.3	49.31	-	-	-	-	68.2	-18.89	360	100	H
4	16.5827	48.54	PK-U	41.9	-33.1	57.34	-	-	-	-	68.2	-10.86	360	100	H
6	16.5939	48.93	PK-U	41.9	-32.8	58.03	-	-	-	-	68.2	-10.17	360	200	V

* - indicates frequency in CFR47 Pt 15 / IC RSS-Restricted Band
PK-U - U-NII: Maximum Peak
ADR - U-NII AD primary method, RMS average

UL VERIFICATION SERVICES INC.
47173 Benicia Street, Fremont, CA 94538; USA TEL:(510) 319-4000 FAX:(510) 661-0888
This report shall not be reproduced except in full, without the written approval of UL Verification Services Inc.

1.1.5. TX ABOVE 1 GHz 802.11ax HE40 MODE IN THE 5.2 GHz BAND

1TX ANTENNA 6 – 484-Tone, RU Index 65

BANDEDGE (LOW CHANNEL)

HORIZONTAL RESULT

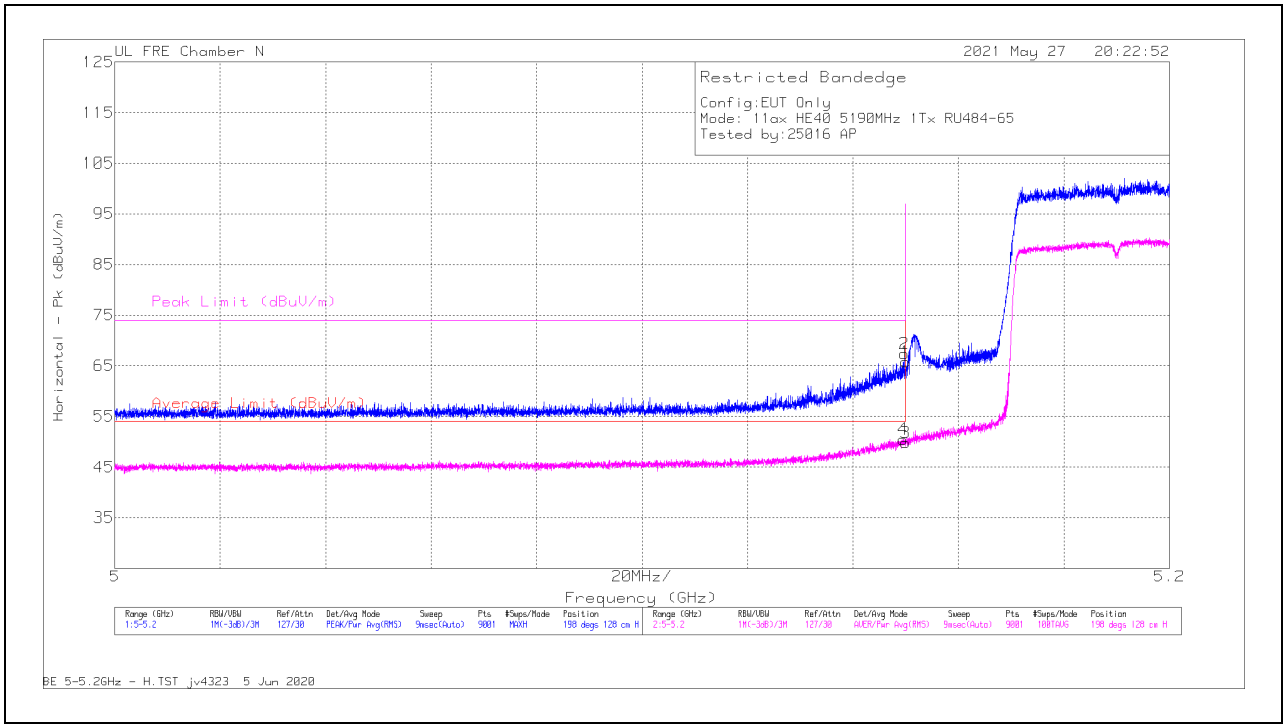

Marker	Frequency (GHz)	Meter Reading (dBuV)	Det	AF PRE0213971 (dB/m)	Amp/Cbl/Fltr/Pad (dB)	DC Corr (dB)	Corrected Reading (dBuV/m)	Average Limit (dBuV/m)	Margin (dB)	Peak Limit (dBuV/m)	PK Margin (dB)	Azimuth (Degs)	Height (cm)	Polarity
4	5.14944	49.51	RMS	34.3	-33.4	.1	50.51	54	-3.49	-	-	198	128	H
2	5.14969	66.51	Pk	34.3	-33.4	0	67.41	-	-	74	-6.59	198	128	H
1	5.15	64.88	Pk	34.3	-33.4	0	65.78	-	-	74	-8.22	198	128	H
3	5.15	48.78	RMS	34.3	-33.4	.1	49.78	54	-4.22	-	-	198	128	H

Pk - Peak detector
RMS - RMS detection

UL VERIFICATION SERVICES INC.
47173 Benicia Street, Fremont, CA 94538; USA TEL:(510) 319-4000 FAX:(510) 661-0888
This report shall not be reproduced except in full, without the written approval of UL Verification Services Inc.

VERTICAL RESULT

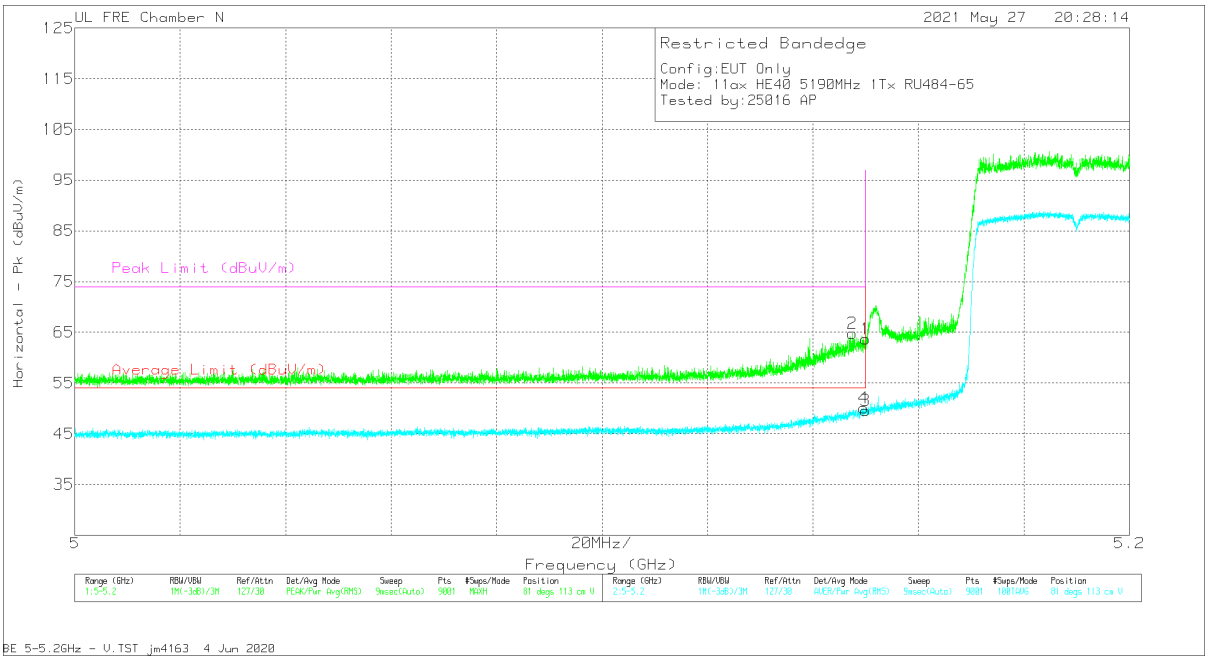

Marker	Frequency (GHz)	Meter Reading (dBuV)	Det	AF PRE0213971 (dB/m)	Amp/Cbl/Fltr/Pad (dB)	DC Corr (dB)	Corrected Reading (dBuV/m)	Average Limit (dBuV/m)	Margin (dB)	Peak Limit (dBuV/m)	PK Margin (dB)	Azimuth (Degs)	Height (cm)	Polarity
2	5.14751	63.85	Pk	34.3	-33.4	0	64.75	-	-	74	-9.25	81	113	V
4	5.1496	49.08	RMS	34.3	-33.4	.1	50.08	54	-3.92	-	-	81	113	V
1	5.15	62.73	Pk	34.3	-33.4	0	63.63	-	-	74	-10.37	81	113	V
3	5.15	48.59	RMS	34.3	-33.4	.1	49.59	54	-4.41	-	-	81	113	V

Pk - Peak detector
RMS - RMS detection

UL VERIFICATION SERVICES INC.
47173 Benicia Street, Fremont, CA 94538; USA TEL:(510) 319-4000 FAX:(510) 661-0888
This report shall not be reproduced except in full, without the written approval of UL Verification Services Inc.

1TX ANTENNA 6 – 26-Tone, RU Index 0

BANDEDGE (LOW CHANNEL)

HORIZONTAL RESULT

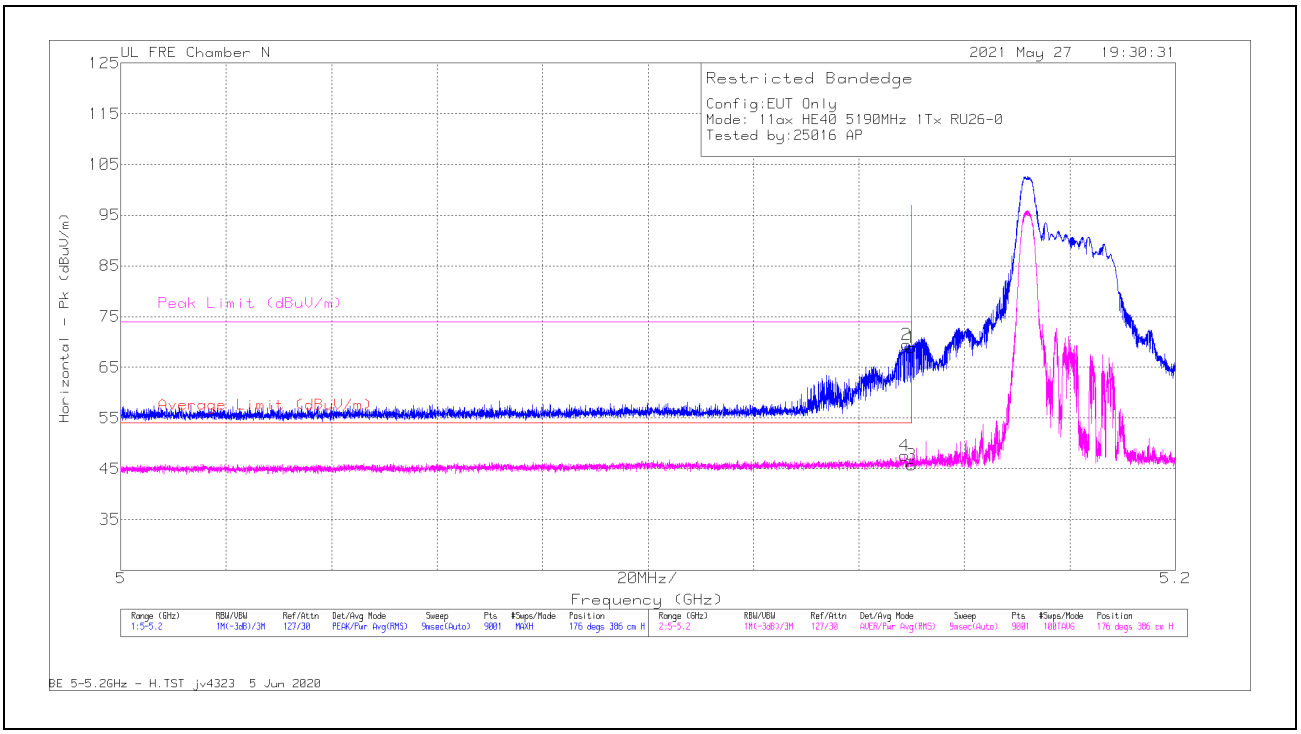

Marker	Frequency (GHz)	Meter Reading (dBuV)	Det	AF PRE0213971 (dB/m)	Amp/Cbl/Fltr/Pad (dB)	DC Corr (dB)	Corrected Reading (dBuV/m)	Average Limit (dBuV/m)	Margin (dB)	Peak Limit (dBuV/m)	PK Margin (dB)	Azimuth (Degs)	Height (cm)	Polarity
4	5.14869	46.62	RMS	34.3	-33.4	.1	47.62	54	-6.38	-	-	176	386	H
2	5.14907	68.58	Pk	34.3	-33.4	0	69.48	-	-	74	-4.52	176	386	H
1	5.15	67.98	Pk	34.3	-33.4	0	68.88	-	-	74	-5.12	176	386	H
3	5.15	44.71	RMS	34.3	-33.4	.1	45.71	54	-8.29	-	-	176	386	H

Pk - Peak detector
RMS - RMS detection

UL VERIFICATION SERVICES INC.
47173 Benicia Street, Fremont, CA 94538; USA TEL:(510) 319-4000 FAX:(510) 661-0888
This report shall not be reproduced except in full, without the written approval of UL Verification Services Inc.

VERTICAL RESULT

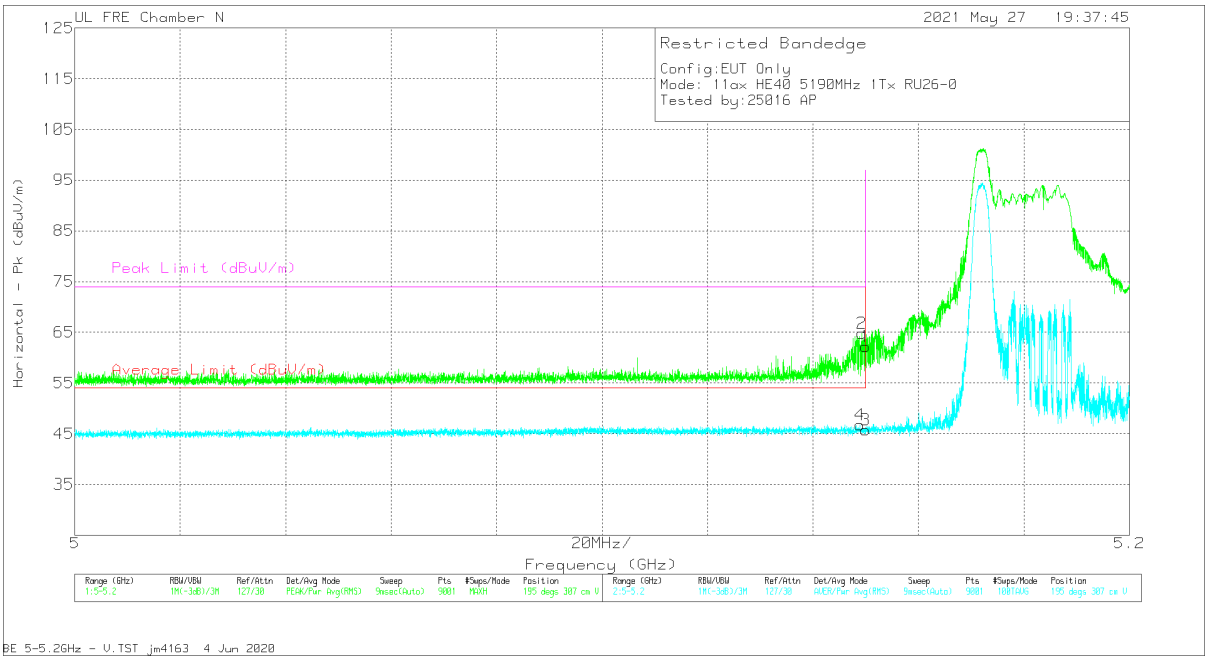

Marker	Frequency (GHz)	Meter Reading (dBuV)	Det	AF PRE0213971 (dB/m)	Amp/Cbl/Fltr/Pad (dB)	DC Corr (dB)	Corrected Reading (dBuV/m)	Average Limit (dBuV/m)	Margin (dB)	Peak Limit (dBuV/m)	PK Margin (dB)	Azimuth (Degs)	Height (cm)	Polarity
4	5.14891	45.76	RMS	34.3	-33.4	.1	46.76	54	-7.24	-	-	195	307	V
2	5.14924	63.93	Pk	34.3	-33.4	0	64.83	-	-	74	-9.17	195	307	V
1	5.15	61.33	Pk	34.3	-33.4	0	62.23	-	-	74	-11.77	195	307	V
3	5.15	44.73	RMS	34.3	-33.4	.1	45.73	54	-8.27	-	-	195	307	V

Pk - Peak detector
RMS - RMS detection

UL VERIFICATION SERVICES INC.
47173 Benicia Street, Fremont, CA 94538; USA TEL:(510) 319-4000 FAX:(510) 661-0888
This report shall not be reproduced except in full, without the written approval of UL Verification Services Inc.

1TX ANTENNA 5 – 484-Tone, RU Index 65

BANDEDGE (LOW CHANNEL)

HORIZONTAL RESULT

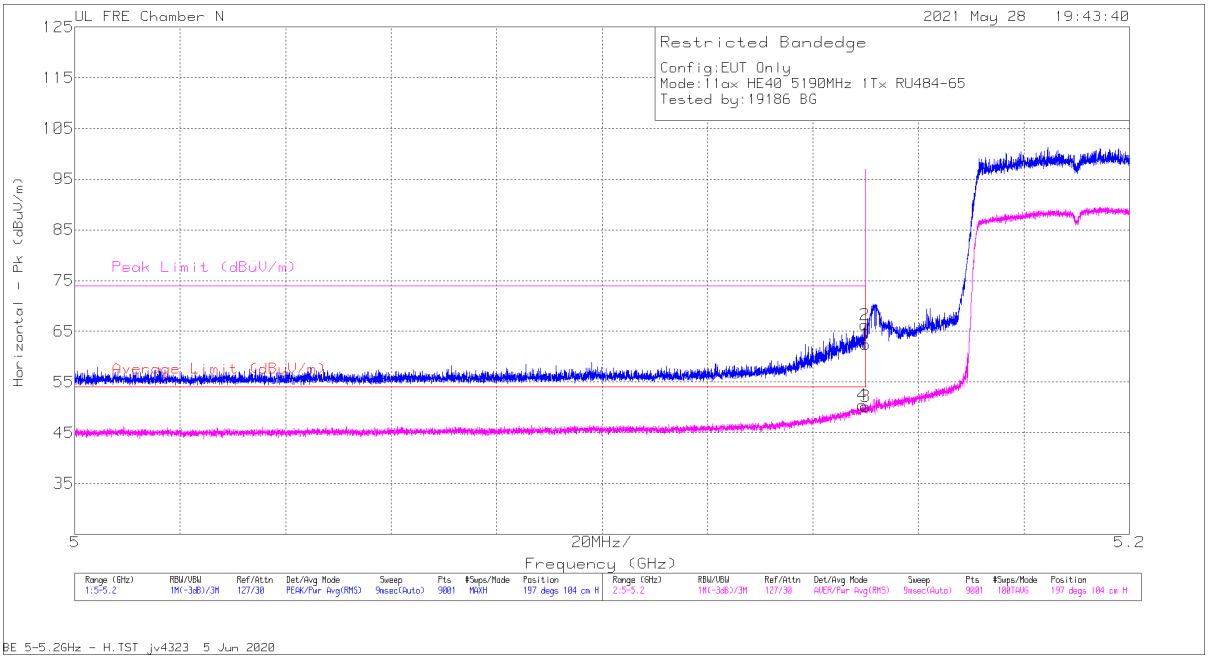

Marker	Frequency (GHz)	Meter Reading (dBuV)	Det	AF PRE0213971 (dB/m)	Amp/Cbl/Fltr/Pad (dB)	DC Corr (dB)	Corrected Reading (dBuV/m)	Average Limit (dBuV/m)	Margin (dB)	Peak Limit (dBuV/m)	PK Margin (dB)	Azimuth (Degs)	Height (cm)	Polarity
4	5.1494	49.47	RMS	34.3	-33.4	.1	50.47	54	-3.53	-	-	197	104	H
2	5.14982	65.36	Pk	34.3	-33.4	0	66.26	-	-	74	-7.74	197	104	H
1	5.15	61.51	Pk	34.3	-33.4	0	62.41	-	-	74	-11.59	197	104	H
3	5.15	49.19	RMS	34.3	-33.4	.1	50.19	54	-3.81	-	-	197	104	H

Pk - Peak detector
RMS - RMS detection

UL VERIFICATION SERVICES INC.
47173 Benicia Street, Fremont, CA 94538; USA TEL:(510) 319-4000 FAX:(510) 661-0888
This report shall not be reproduced except in full, without the written approval of UL Verification Services Inc.

VERTICAL RESULT

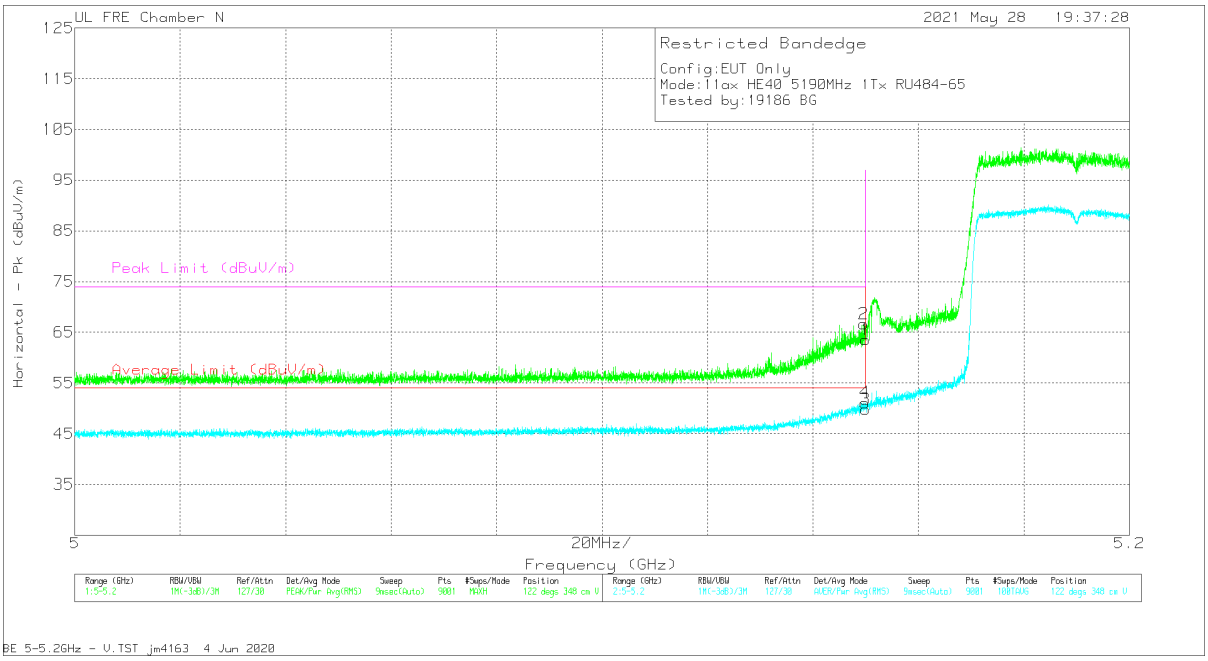

Marker	Frequency (GHz)	Meter Reading (dBuV)	Det	AF PRE0213971 (dB/m)	Amp/Cbl/Fltr/Pad (dB)	DC Corr (dB)	Corrected Reading (dBuV/m)	Average Limit (dBuV/m)	Margin (dB)	Peak Limit (dBuV/m)	PK Margin (dB)	Azimuth (Degs)	Height (cm)	Polarity
2	5.14958	65.76	Pk	34.3	-33.4	0	66.66	-	-	74	-7.34	122	348	V
4	5.1498	50.11	RMS	34.3	-33.4	.1	51.11	54	-2.89	-	-	122	348	V
1	5.15	62.67	Pk	34.3	-33.4	0	63.57	-	-	74	-10.43	122	348	V
3	5.15	48.86	RMS	34.3	-33.4	.1	49.86	54	-4.14	-	-	122	348	V

Pk - Peak detector
RMS - RMS detection

UL VERIFICATION SERVICES INC.
47173 Benicia Street, Fremont, CA 94538; USA TEL:(510) 319-4000 FAX:(510) 661-0888
This report shall not be reproduced except in full, without the written approval of UL Verification Services Inc.

1TX ANTENNA 5 – 26-Tone, RU Index 0

BANDEDGE (LOW CHANNEL)

HORIZONTAL RESULT

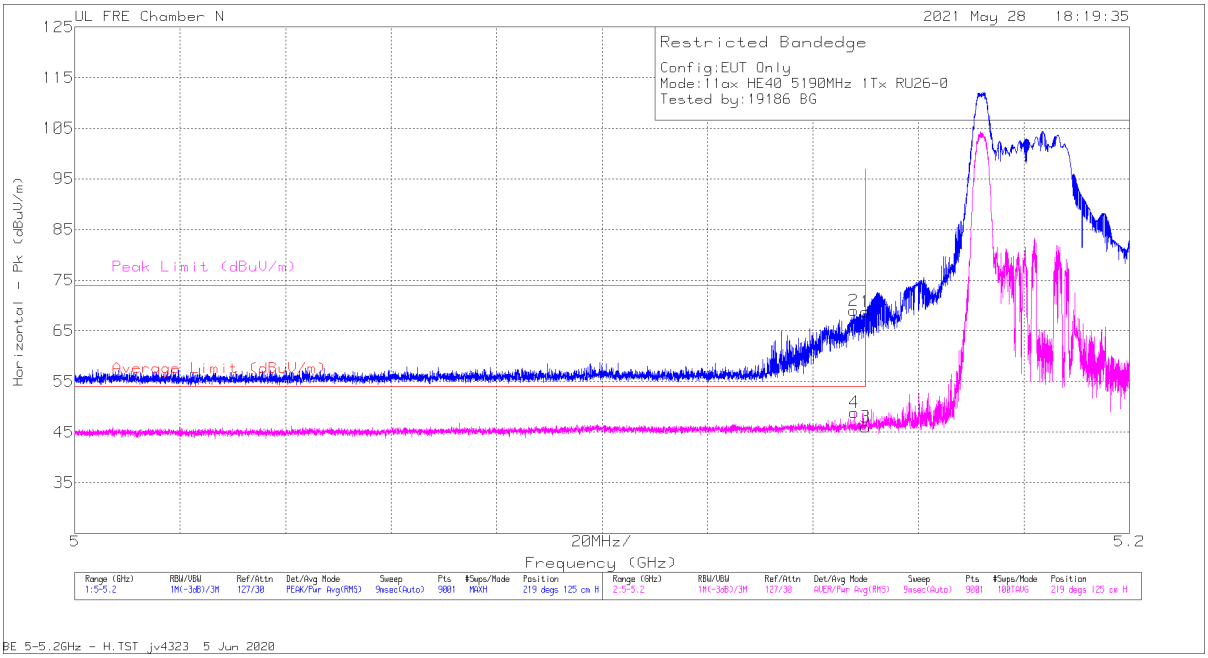

Marker	Frequency (GHz)	Meter Reading (dBuV)	Det	AF PRE0213971 (dB/m)	Amp/Cbl/Fltr/Pad (dB)	DC Corr (dB)	Corrected Reading (dBuV/m)	Average Limit (dBuV/m)	Margin (dB)	Peak Limit (dBuV/m)	PK Margin (dB)	Azimuth (Degs)	Height (cm)	Polarity
2	5.14775	68.13	Pk	34.3	-33.4	.0	69.03	-	-	74	-4.97	219	125	H
4	5.1478	48	RMS	34.3	-33.4	.1	49	54	-5	-	-	219	125	H
1	5.15	67.86	Pk	34.3	-33.4	0	68.76	-	-	74	-5.24	219	125	H
3	5.15	45.1	RMS	34.3	-33.4	.1	46.1	54	-7.9	-	-	219	125	H

Pk - Peak detector
RMS - RMS detection

UL VERIFICATION SERVICES INC.
47173 Benicia Street, Fremont, CA 94538; USA TEL:(510) 319-4000 FAX:(510) 661-0888
This report shall not be reproduced except in full, without the written approval of UL Verification Services Inc.

VERTICAL RESULT

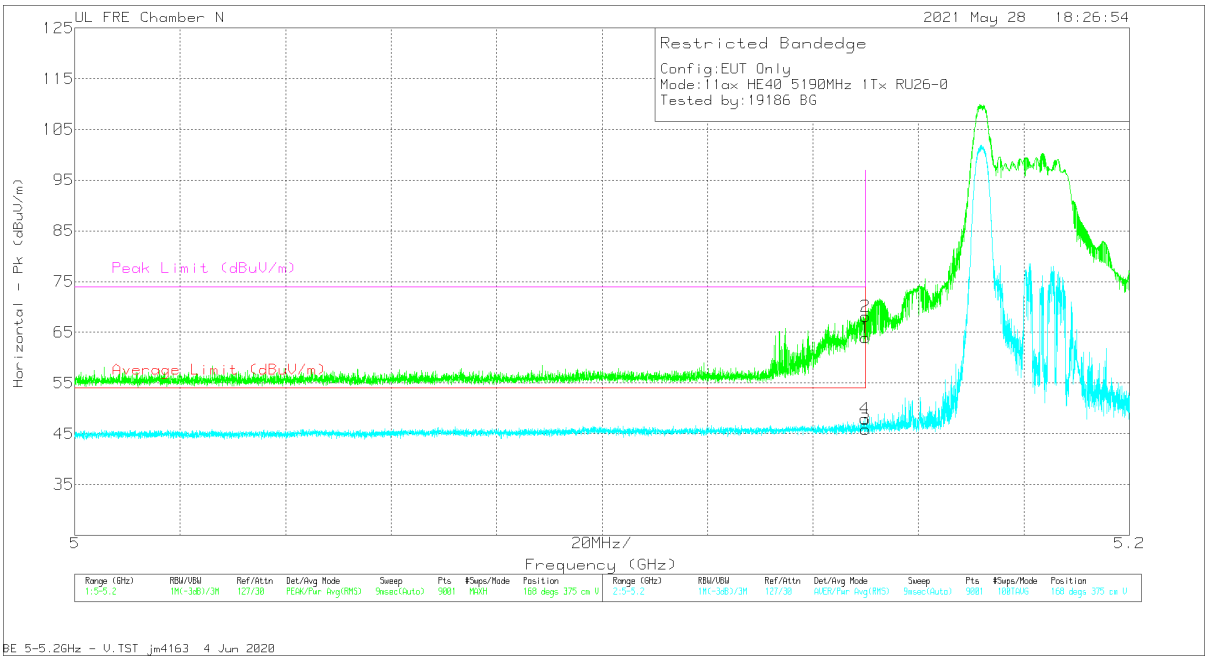

Marker	Frequency (GHz)	Meter Reading (dBuV)	Det	AF PRE0213971 (dB/m)	Amp/Cbl/Fltr/Pad (dB)	DC Corr (dB)	Corrected Reading (dBuV/m)	Average Limit (dBuV/m)	Margin (dB)	Peak Limit (dBuV/m)	PK Margin (dB)	Azimuth (Degs)	Height (cm)	Polarity
4	5.14982	47.04	RMS	34.3	-33.4	.1	48.04	54	-5.96	-	-	168	375	V
2	5.14993	67.28	Pk	34.3	-33.4	0	68.18	-	-	74	-5.82	168	375	V
1	5.15	62.98	Pk	34.3	-33.4	0	63.88	-	-	74	-10.12	168	375	V
3	5.15	44.98	RMS	34.3	-33.4	.1	45.98	54	-8.02	-	-	168	375	V

Pk - Peak detector
RMS - RMS detection

UL VERIFICATION SERVICES INC.
47173 Benicia Street, Fremont, CA 94538; USA TEL:(510) 319-4000 FAX:(510) 661-0888
This report shall not be reproduced except in full, without the written approval of UL Verification Services Inc.

2TX ANTENNA 6 + ANTENNA 5 OFDMA MODE – 484-Tone, RU Index 65

BANDEDGE (LOW CHANNEL)

HORIZONTAL RESULT

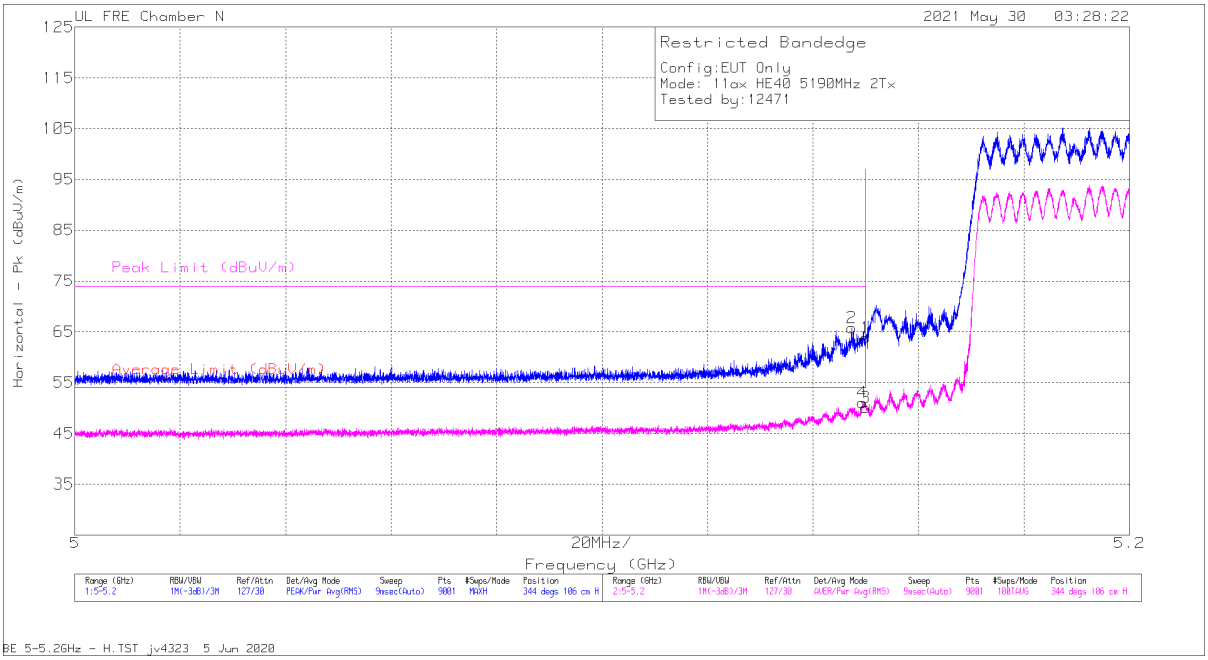

Marker	Frequency (GHz)	Meter Reading (dBuV)	Det	AF PRE0213971 (dB/m)	Amp/Cbl/Fltr/Pad (dB)	Corrected Reading (dBuV/m)	Average Limit (dBuV/m)	Margin (dB)	Peak Limit (dBuV/m)	PK Margin (dB)	Azimuth (Degs)	Height (cm)	Polarity
2	5.14733	64.91	Pk	34.3	-33.4	65.81	-	-	74	-8.19	344	106	H
4	5.14938	50.2	RMS	34.3	-33.4	51.1	54	-2.9	-	-	344	106	H
1	5.15	62.9	Pk	34.3	-33.4	63.8	-	-	74	-10.2	344	106	H
3	5.15	49.23	RMS	34.3	-33.4	50.13	54	-3.87	-	-	344	106	H

Pk - Peak detector
RMS - RMS detection

UL VERIFICATION SERVICES INC.
47173 Benicia Street, Fremont, CA 94538; USA TEL:(510) 319-4000 FAX:(510) 661-0888
This report shall not be reproduced except in full, without the written approval of UL Verification Services Inc.

VERTICAL RESULT

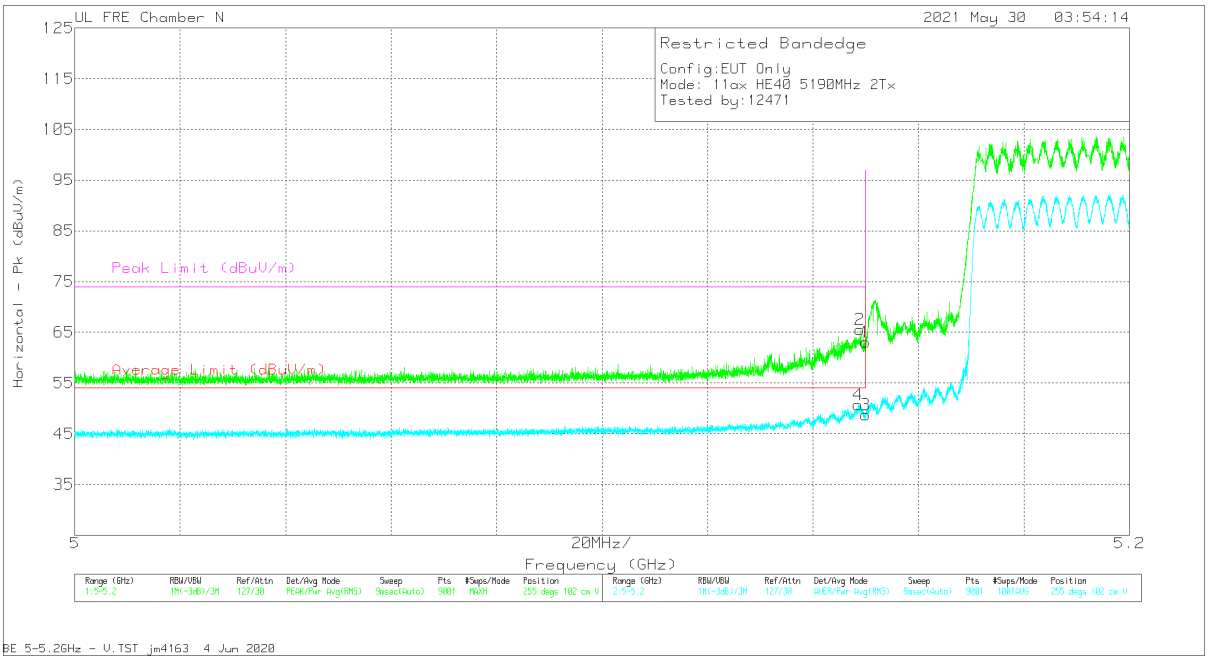

Marker	Frequency (GHz)	Meter Reading (dBuV)	Det	AF PRE0213971 (dB/m)	Amp/Cbl/Fltr/Pad (dB)	Corrected Reading (dBuV/m)	Average Limit (dBuV/m)	Margin (dB)	Peak Limit (dBuV/m)	PK Margin (dB)	Azimuth (Degs)	Height (cm)	Polarity
4	5.14858	49.85	RMS	34.3	-33.4	50.75	54	-3.25	-	-	255	102	V
2	5.14887	64.67	Pk	34.3	-33.4	65.57	-	-	74	-8.43	255	102	V
1	5.15	62.2	Pk	34.3	-33.4	63.1	-	-	74	-10.9	255	102	V
3	5.15	47.77	RMS	34.3	-33.4	48.67	54	-5.33	-	-	255	102	V

Pk - Peak detector
RMS - RMS detection

UL VERIFICATION SERVICES INC.
47173 Benicia Street, Fremont, CA 94538; USA TEL:(510) 319-4000 FAX:(510) 661-0888
This report shall not be reproduced except in full, without the written approval of UL Verification Services Inc.

HARMONICS AND SPURIOUS EMISSIONS

LOW CHANNEL RESULTS

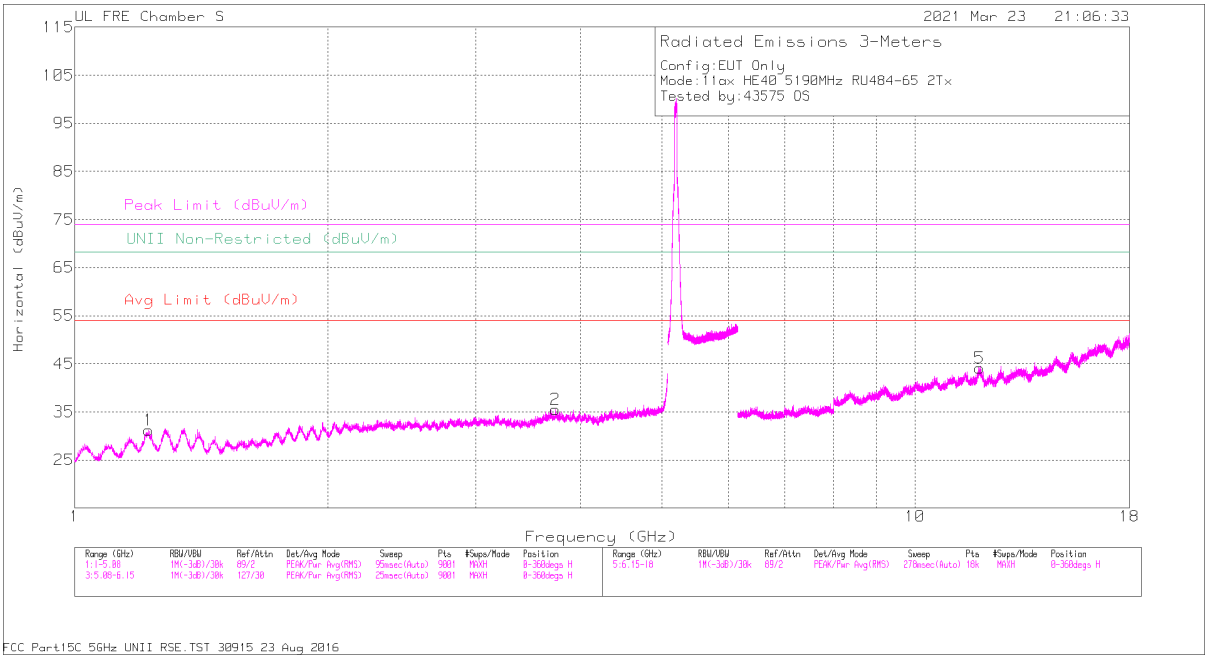

HORIZONTAL

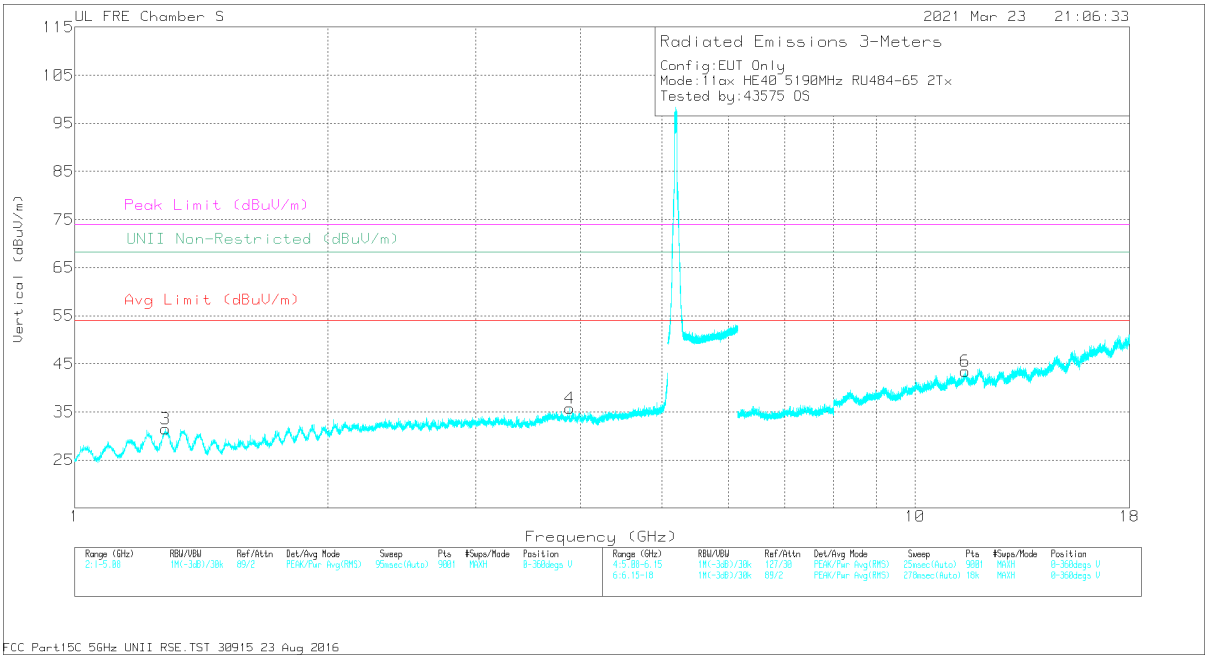

VERTICAL

UL VERIFICATION SERVICES INC.
47173 Benicia Street, Fremont, CA 94538; USA TEL:(510) 319-4000 FAX:(510) 661-0888

This report shall not be reproduced except in full, without the written approval of UL Verification Services Inc.

RADIATED EMISSIONS

Marker	Frequency (GHz)	Meter Reading (dBuV)	Det	AF PRE0213833 (dB/m)	Amp/Cbl/Fltr/Pad (dB)	Corrected Reading (dBuV/m)	Avg Limit (dBuV/m)	Margin (dB)	Peak Limit (dBuV/m)	PK Margin (dB)	UNII Non-Restricted (dBuV/m)	PK Margin (dB)	Azimuth (Degs)	Height (cm)	Polarity
1	* 1.2229	57.68	PK-U	28.7	-45.5	40.88	-	-	74	-33.12	-	-	360	100	H
	* 1.22558	46.19	ADR	28.7	-45.5	29.39	54	-24.61	-	-	-	-	360	100	H
2	* 3.73237	52.06	PK-U	33.5	-40.7	44.86	-	-	74	-29.14	-	-	360	100	H
	* 3.7302	40.35	ADR	33.5	-40.7	33.15	54	-20.85	-	-	-	-	360	100	H
3	* 1.28356	58.27	PK-U	29.1	-45.2	42.17	-	-	74	-31.83	-	-	360	201	V
	* 1.28168	46.03	ADR	29.1	-45.1	30.03	54	-23.97	-	-	-	-	360	201	V
4	* 3.88089	50.99	PK-U	33.8	-40.6	44.19	-	-	74	-29.81	-	-	360	200	V
	* 3.88101	39.57	ADR	33.8	-40.6	32.77	54	-21.23	-	-	-	-	360	200	V
5	* 11.94133	46.59	PK-U	38.8	-33.9	51.49	-	-	74	-22.51	-	-	360	100	H
	* 11.94037	34.96	ADR	38.8	-33.8	39.96	54	-14.04	-	-	-	-	360	100	H
6	* 11.47618	46.01	PK-U	38.3	-33.3	51.01	-	-	74	-22.99	-	-	360	201	V
	* 11.47605	34.54	ADR	38.3	-33.3	39.54	54	-14.46	-	-	-	-	360	201	V

* - indicates frequency in CFR47 Pt 15 / IC RSS-Restricted Band
PK-U - U-NII: Maximum Peak
ADR - U-NII AD primary method, RMS average

UL VERIFICATION SERVICES INC.
47173 Benicia Street, Fremont, CA 94538; USA TEL:(510) 319-4000 FAX:(510) 661-0888
This report shall not be reproduced except in full, without the written approval of UL Verification Services Inc.

HIGH CHANNEL RESULTS

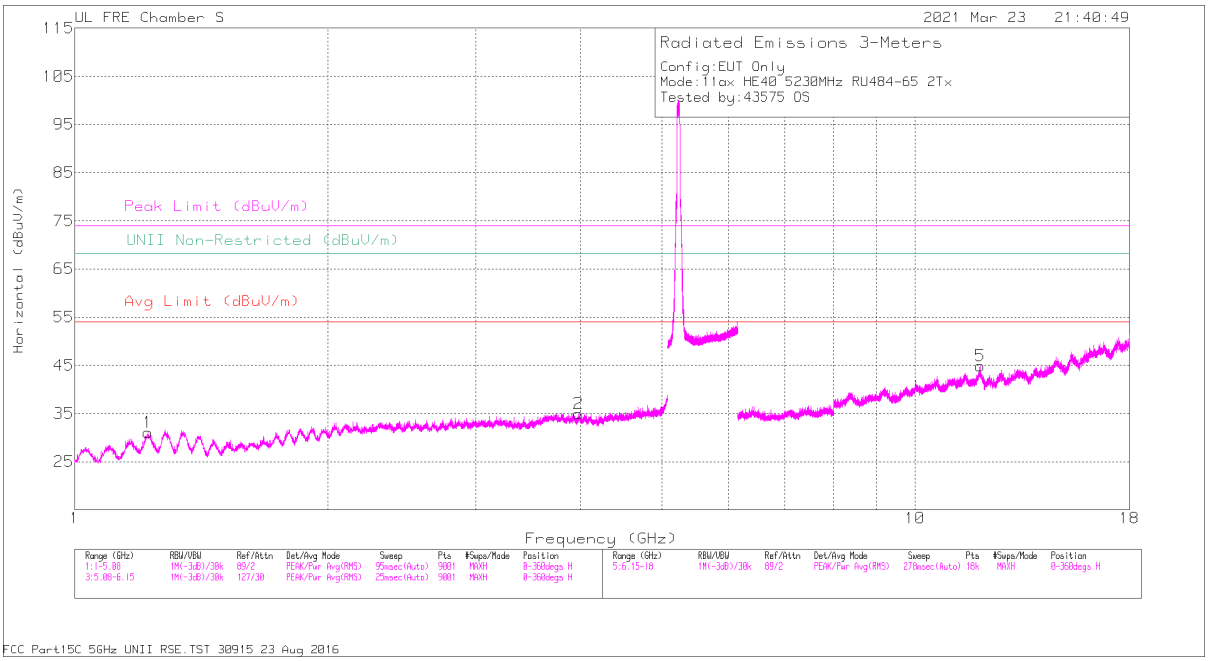

HORIZONTAL

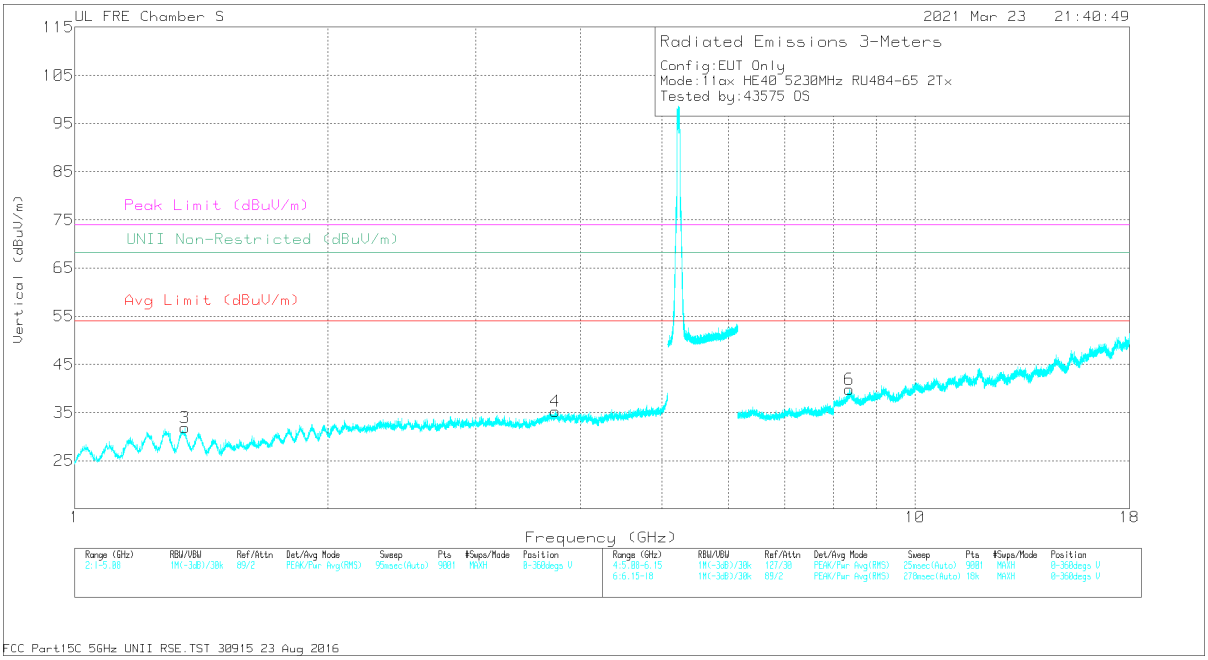

VERTICAL

UL VERIFICATION SERVICES INC.
47173 Benicia Street, Fremont, CA 94538; USA TEL:(510) 319-4000 FAX:(510) 661-0888

This report shall not be reproduced except in full, without the written approval of UL Verification Services Inc.

RADIATED EMISSIONS

Marker	Frequency (GHz)	Meter Reading (dBuV)	Det	AF PRE0213833 (dB/m)	Amp/Cbl/Fltr/Pad (dB)	Corrected Reading (dBuV/m)	Avg Limit (dBuV/m)	Margin (dB)	Peak Limit (dBuV/m)	PK Margin (dB)	UNII Non-Restricted (dBuV/m)	PK Margin (dB)	Azimuth (Degs)	Height (cm)	Polarity
1	* 1.22044	57.84	PK-U	28.8	-45.5	41.14	-	-	74	-32.86	-	-	360	100	H
	* 1.22197	46.28	ADR	28.8	-45.5	29.58	54	-24.42	-	-	-	-	360	100	H
2	* 3.97726	52.01	PK-U	33.6	-40.8	44.81	-	-	74	-29.19	-	-	360	100	H
	* 3.97558	40.05	ADR	33.6	-40.8	32.85	54	-21.15	-	-	-	-	360	100	H
3	* 1.35278	56.91	PK-U	29.5	-44.9	41.51	-	-	74	-32.49	-	-	360	201	V
	* 1.3503	45.36	ADR	29.4	-44.9	29.86	54	-24.14	-	-	-	-	360	201	V
4	* 3.73171	51.91	PK-U	33.5	-40.8	44.61	-	-	74	-29.39	-	-	360	200	V
	* 3.73221	40.4	ADR	33.5	-40.8	33.1	54	-20.9	-	-	-	-	360	200	V
5	* 11.96299	46.18	PK-U	38.8	-34.1	50.88	-	-	74	-23.12	-	-	360	100	H
	* 11.9635	35	ADR	38.8	-34.1	39.7	54	-14.3	-	-	-	-	360	100	H
6	* 8.35582	49.29	PK-U	36.1	-36.5	48.89	-	-	74	-25.11	-	-	360	201	V
	* 8.35792	37.61	ADR	36.1	-36.5	37.21	54	-16.79	-	-	-	-	360	201	V

* - indicates frequency in CFR47 Pt 15 / IC RSS-Restricted Band
PK-U - U-NII: Maximum Peak
ADR - U-NII AD primary method, RMS average

UL VERIFICATION SERVICES INC.
47173 Benicia Street, Fremont, CA 94538; USA TEL:(510) 319-4000 FAX:(510) 661-0888
This report shall not be reproduced except in full, without the written approval of UL Verification Services Inc.

2TX ANTENNA 6 + ANTENNA 5 OFDMA MODE – 26-Tone, RU Index 0

BANDEDGE (LOW CHANNEL)

HORIZONTAL RESULT

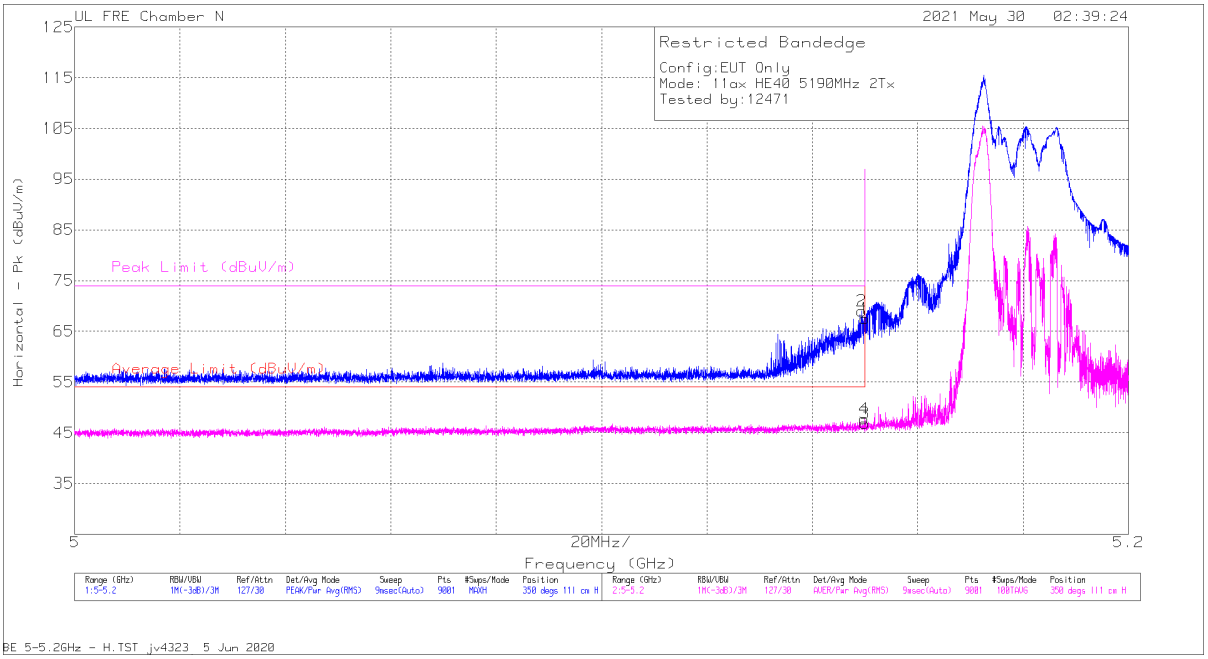

Marker	Frequency (GHz)	Meter Reading (dBuV)	Det	AF PRE0213971 (dB/m)	Amp/Cbl/Fltr/Pad (dB)	Corrected Reading (dBuV/m)	Average Limit (dBuV/m)	Margin (dB)	Peak Limit (dBuV/m)	PK Margin (dB)	Azimuth (Degs)	Height (cm)	Polarity
2	5.1494	68.16	Pk	34.3	-33.4	69.06	-	-	74	-4.94	350	111	H
4	5.14989	46.81	RMS	34.3	-33.4	47.71	54	-6.29	-	-	350	111	H
1	5.15	66.64	Pk	34.3	-33.4	67.54	-	-	74	-6.46	350	111	H
3	5.15	45.94	RMS	34.3	-33.4	46.84	54	-7.16	-	-	350	111	H

Pk - Peak detector
RMS - RMS detection

UL VERIFICATION SERVICES INC.
47173 Benicia Street, Fremont, CA 94538; USA TEL:(510) 319-4000 FAX:(510) 661-0888
This report shall not be reproduced except in full, without the written approval of UL Verification Services Inc.

VERTICAL RESULT

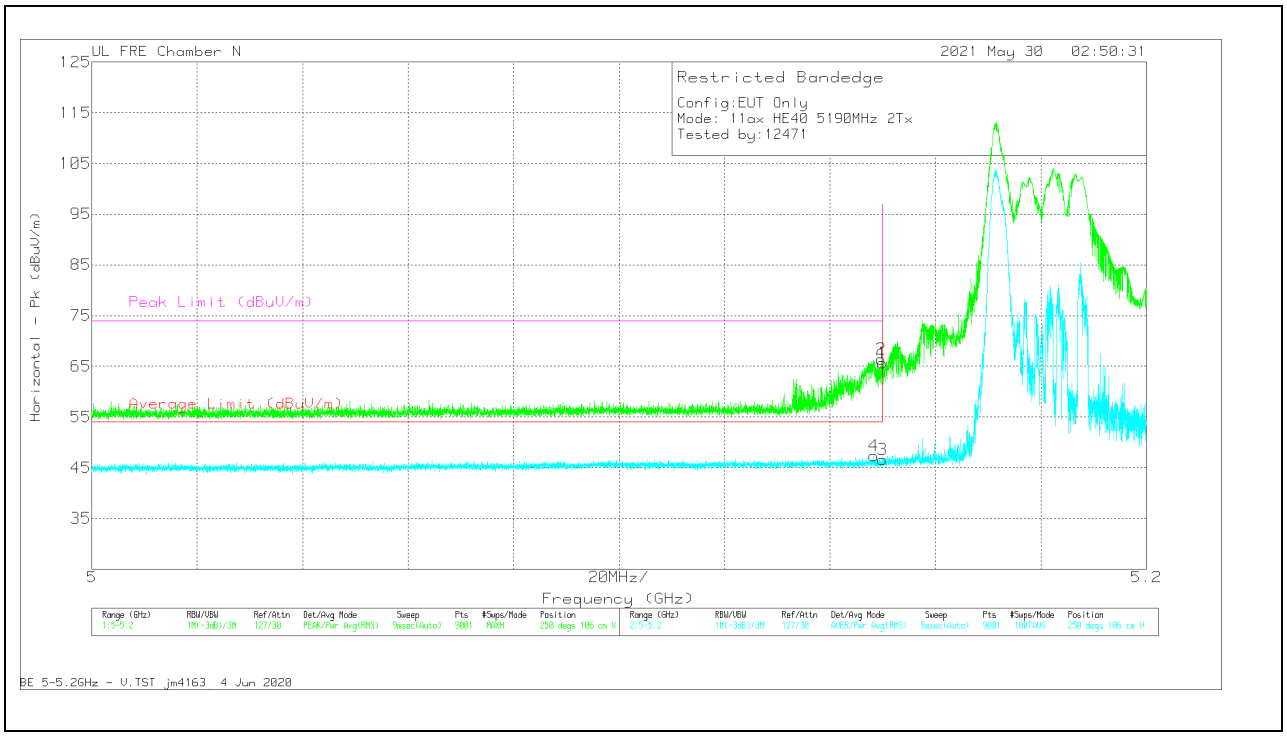

Marker	Frequency (GHz)	Meter Reading (dBuV)	Det	AF PRE0213971 (dB/m)	Amp/Cbl/Fltr/Pad (dB)	Corrected Reading (dBuV/m)	Average Limit (dBuV/m)	Margin (dB)	Peak Limit (dBuV/m)	PK Margin (dB)	Azimuth (Degs)	Height (cm)	Polarity
4	5.14829	46.41	RMS	34.3	-33.4	47.31	54	-6.69	-	-	250	106	V
2	5.14978	65.53	Pk	34.3	-33.4	66.43	-	-	74	-7.57	250	106	V
1	5.15	64.82	Pk	34.3	-33.4	65.72	-	-	74	-8.28	250	106	V
3	5.15	45.68	RMS	34.3	-33.4	46.58	54	-7.42	-	-	250	106	V

Pk - Peak detector
RMS - RMS detection

UL VERIFICATION SERVICES INC.
47173 Benicia Street, Fremont, CA 94538; USA TEL:(510) 319-4000 FAX:(510) 661-0888
This report shall not be reproduced except in full, without the written approval of UL Verification Services Inc.

HARMONICS AND SPURIOUS EMISSIONS

LOW CHANNEL RESULTS

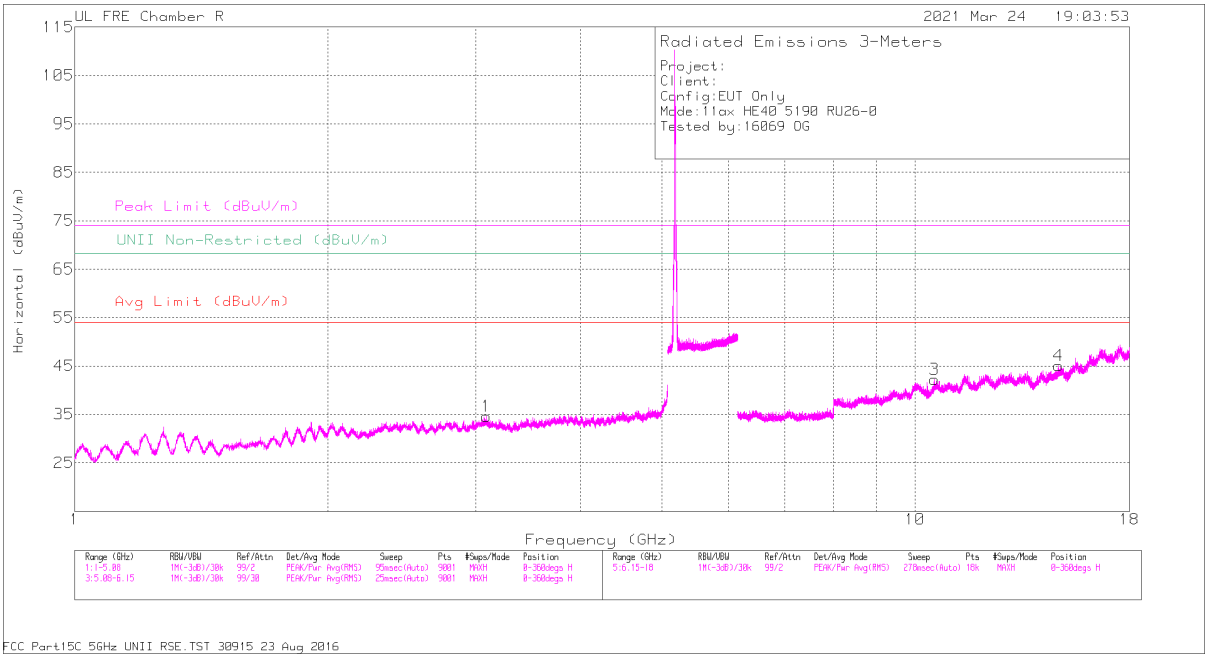

HORIZONTAL

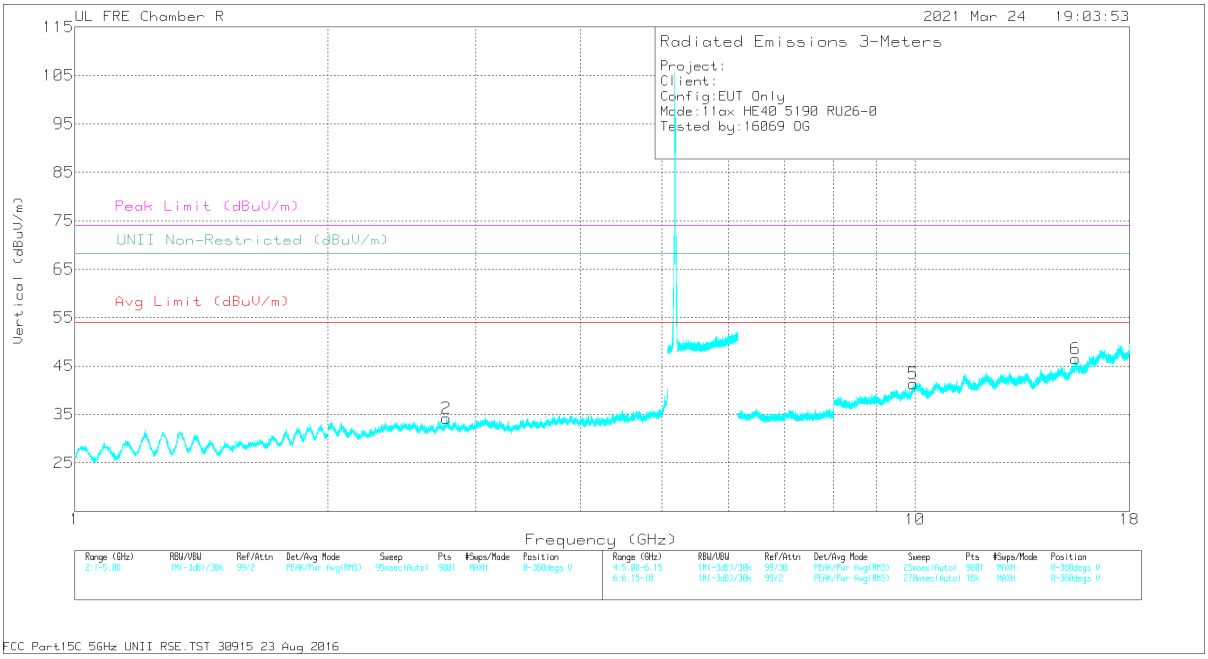

VERTICAL

UL VERIFICATION SERVICES INC.
47173 Benicia Street, Fremont, CA 94538; USA TEL:(510) 319-4000 FAX:(510) 661-0888

This report shall not be reproduced except in full, without the written approval of UL Verification Services Inc.

RADIATED EMISSIONS

Marker	Frequency (GHz)	Meter Reading (dBuV)	Det	AF PRE0213973 (dB/m)	Amp/Cbl/Fltr/Pad (dB)	Corrected Reading (dBuV/m)	Avg Limit (dBuV/m)	Margin (dB)	Peak Limit (dBuV/m)	PK Margin (dB)	UNII Non-Restricted (dBuV/m)	PK Margin (dB)	Azimuth (Degs)	Height (cm)	Polarity
2	* 2.76706	55.39	PK-U	32.6	-43.9	44.09	-	-	74	-29.91	-	-	360	201	V
	* 2.77012	43.05	ADR	32.6	-43.8	31.85	54	-22.15	-	-	-	-	360	201	V
6	* 15.51684	47.5	PK-U	40.4	-32.3	55.6	-	-	74	-18.4	-	-	360	200	V
	* 15.51792	35.99	ADR	40.5	-32.3	44.19	54	-9.81	-	-	-	-	360	200	V
1	3.09162	53.07	PK-U	33.1	-42.2	43.97	-	-	-	-	68.2	-24.23	360	100	H
5	9.95793	49.26	PK-U	37.3	-36.1	50.46	-	-	-	-	68.2	-17.74	360	201	V
3	10.54254	48.12	PK-U	37.8	-35.1	50.82	-	-	-	-	68.2	-17.38	360	100	H
4	14.81354	48.04	PK-U	39.7	-34.2	53.54	-	-	-	-	68.2	-14.66	360	100	H

* - indicates frequency in CFR47 Pt 15 / IC RSS-Restricted Band
PK-U - U-NII: Maximum Peak
ADR - U-NII AD primary method, RMS average

UL VERIFICATION SERVICES INC.
47173 Benicia Street, Fremont, CA 94538; USA TEL:(510) 319-4000 FAX:(510) 661-0888
This report shall not be reproduced except in full, without the written approval of UL Verification Services Inc.

HIGH CHANNEL RESULTS

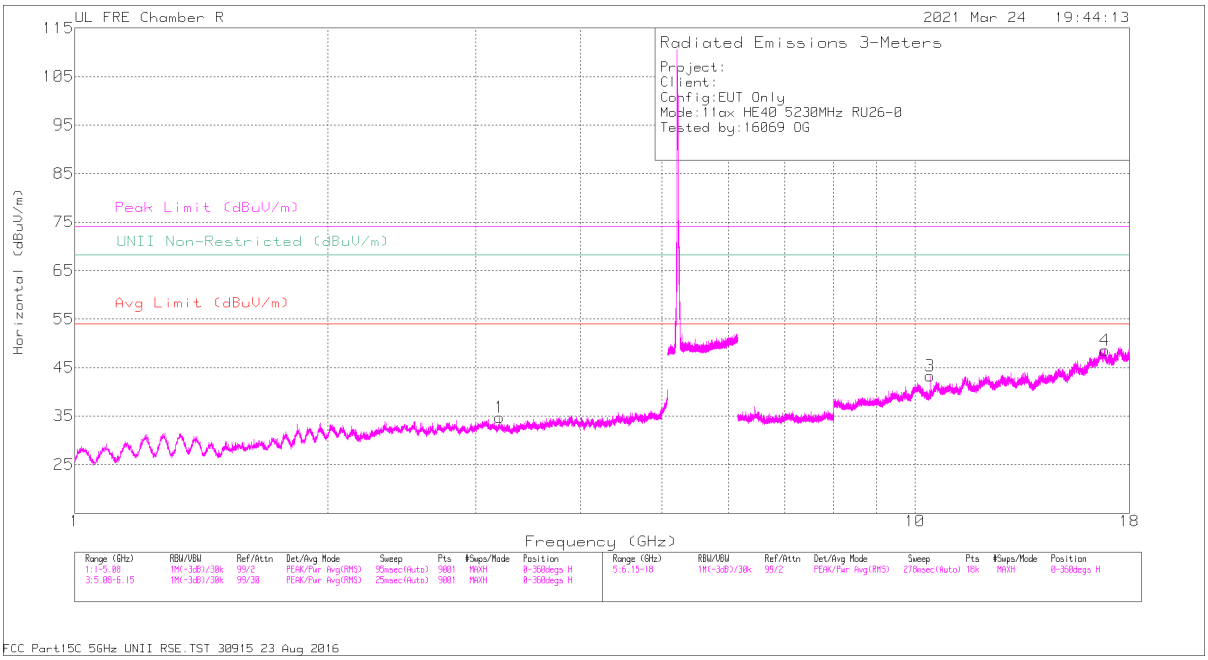

HORIZONTAL

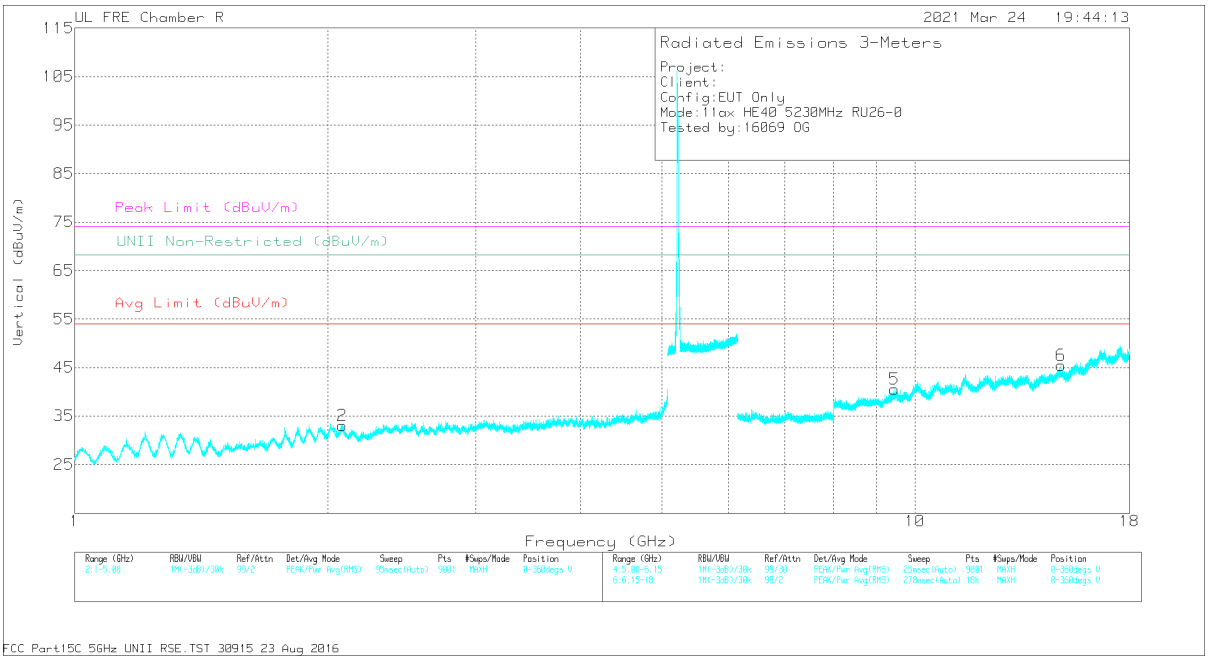

VERTICAL

UL VERIFICATION SERVICES INC.
47173 Benicia Street, Fremont, CA 94538; USA TEL:(510) 319-4000 FAX:(510) 661-0888

This report shall not be reproduced except in full, without the written approval of UL Verification Services Inc.

RADIATED EMISSIONS

Marker	Frequency (GHz)	Meter Reading (dBuV)	Det	AF PRE0213973 (dB/m)	Amp/Cbl/Fltr/Pad (dB)	Corrected Reading (dBuV/m)	Avg Limit (dBuV/m)	Margin (dB)	Peak Limit (dBuV/m)	PK Margin (dB)	UNII Non-Restricted (dBuV/m)	PK Margin (dB)	Azimuth (Degs)	Height (cm)	Polarity
5	* 9.44795	49.04	PK-U	36.6	-36.5	49.14	-	-	74	-24.86	-	-	360	201	V
5	* 9.4487	37.79	ADR	36.6	-36.5	37.89	54	-16.11	-	-	-	-	360	201	V
2	2.07883	56.81	PK-U	31.5	-45.1	43.21	-	-	-	-	68.2	-24.99	360	201	V
1	3.20132	51.82	PK-U	33	-41.4	43.42	-	-	-	-	68.2	-24.78	360	100	H
3	10.42306	48.7	PK-U	37.6	-36.4	49.9	-	-	-	-	68.2	-18.3	360	100	H
6	14.92826	48.86	PK-U	39.5	-34.2	54.16	-	-	-	-	68.2	-14.04	360	200	V
4	16.82143	48.06	PK-U	42.1	-33.7	56.46	-	-	-	-	68.2	-11.74	360	100	H

* - indicates frequency in CFR47 Pt 15 / IC RSS-Restricted Band
PK-U - U-NII: Maximum Peak
ADR - U-NII AD primary method, RMS average

UL VERIFICATION SERVICES INC.
47173 Benicia Street, Fremont, CA 94538; USA TEL:(510) 319-4000 FAX:(510) 661-0888
This report shall not be reproduced except in full, without the written approval of UL Verification Services Inc.

1.1.6. TX ABOVE 1 GHz 802.11ax HE80 MODE IN THE 5.2 GHz BAND

1TX ANTENNA 6 – 996-Tone, RU Index 67

BANDEDGE (MID CHANNEL)

HORIZONTAL RESULT

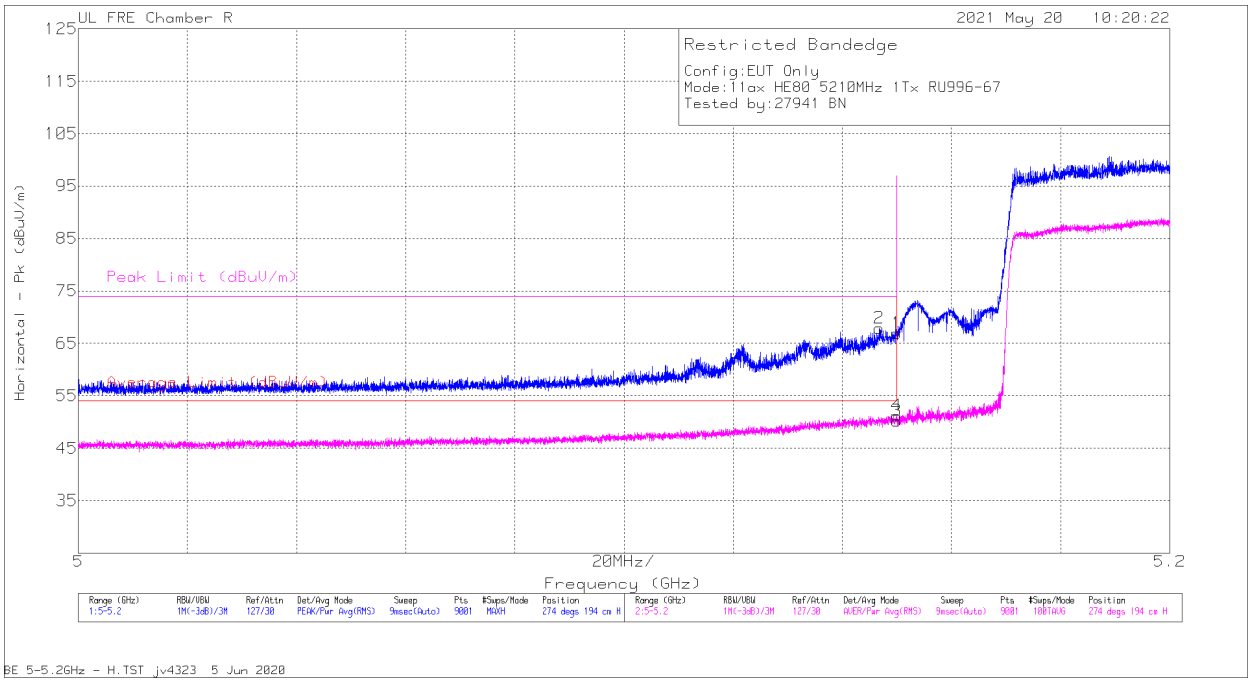

Marker	Frequency (GHz)	Meter Reading (dBuV)	Det	AF PRE0213973 (dB/m)	Amp/Cbl/Fltr/Pad (dB)	DC Corr (dB)	Corrected Reading (dBuV/m)	Average Limit (dBuV/m)	Margin (dB)	Peak Limit (dBuV/m)	PK Margin (dB)	Azimuth (Degs)	Height (cm)	Polarity
1	5.15	64.43	Pk	34.3	-31.8	0	66.93	-	-	74	-7.07	274	194	H
2	5.14673	65.38	Pk	34.3	-31.8	0	67.88	-	-	74	-6.12	274	194	H
3	5.15	47.53	RMS	34.3	-31.8	.12	50.15	54	-3.85	-	-	274	194	H
4	5.14993	48.52	RMS	34.3	-31.8	.12	51.14	54	-2.86	-	-	274	194	H

Pk - Peak detector
RMS - RMS detection

UL VERIFICATION SERVICES INC.
47173 Benicia Street, Fremont, CA 94538; USA TEL:(510) 319-4000 FAX:(510) 661-0888
This report shall not be reproduced except in full, without the written approval of UL Verification Services Inc.

VERTICAL RESULT

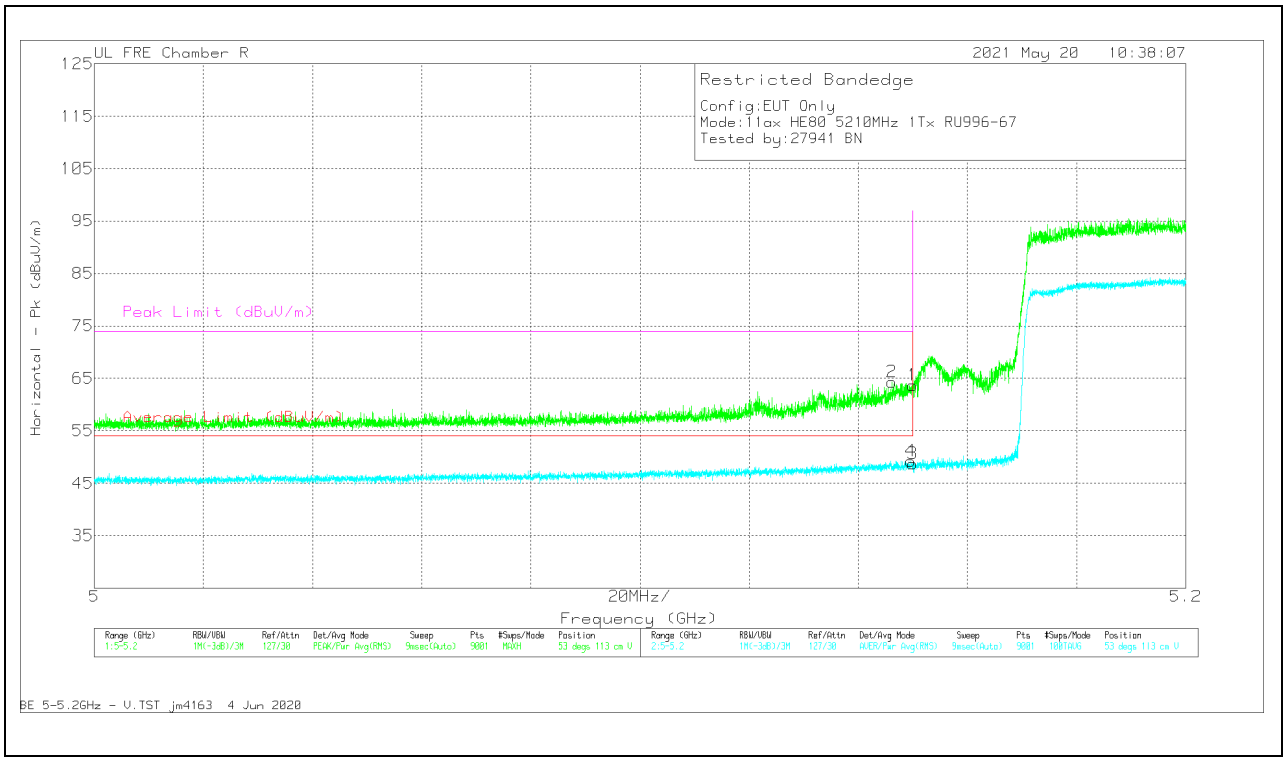

Marker	Frequency (GHz)	Meter Reading (dBuV)	Det	AF PRE0213973 (dB/m)	Amp/Cbl/Fltr/Pad (dB)	DC Corr (dB)	Corrected Reading (dBuV/m)	Average Limit (dBuV/m)	Margin (dB)	Peak Limit (dBuV/m)	PK Margin (dB)	Azimuth (Degs)	Height (cm)	Polarity
2	5.14618	61.67	Pk	34.3	-31.7	0	64.27	-	-	74	-9.73	53	113	V
4	5.14964	46.62	RMS	34.3	-31.8	.12	49.24	54	-4.76	-	-	53	113	V
1	5.15	61.23	Pk	34.3	-31.8	0	63.73	-	-	74	-10.27	53	113	V
3	5.15	46.13	RMS	34.3	-31.8	.12	48.75	54	-5.25	-	-	53	113	V

Pk - Peak detector
RMS - RMS detection

UL VERIFICATION SERVICES INC.
47173 Benicia Street, Fremont, CA 94538; USA TEL:(510) 319-4000 FAX:(510) 661-0888
This report shall not be reproduced except in full, without the written approval of UL Verification Services Inc.

1TX ANTENNA 6 – 26-Tone, RU Index 0

BANDEDGE (MID CHANNEL)

HORIZONTAL RESULT

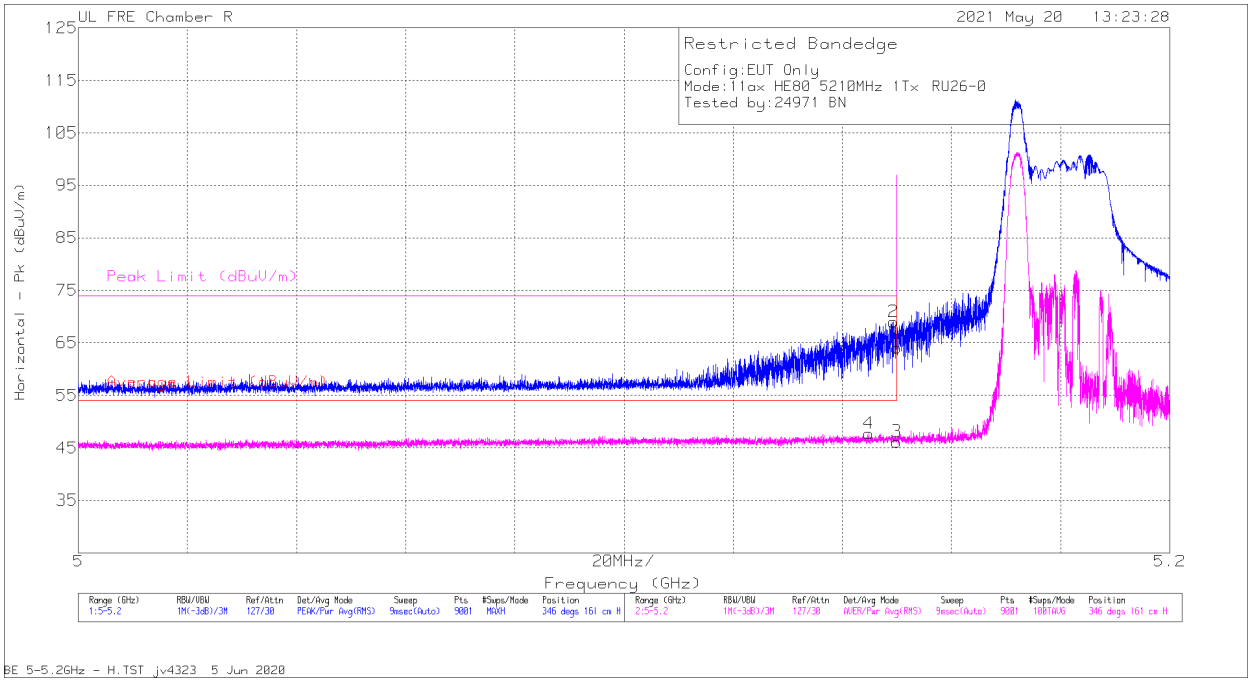

Marker	Frequency (GHz)	Meter Reading (dBuV)	Det	AF PRE0213973 (dB/m)	Amp/Cbl/Fltr/Pad (dB)	DC Corr (dB)	Corrected Reading (dBuV/m)	Average Limit (dBuV/m)	Margin (dB)	Peak Limit (dBuV/m)	PK Margin (dB)	Azimuth (Degs)	Height (cm)	Polarity
4	5.1448	45.1	RMS	34.3	-31.7	.12	47.82	54	-6.18	-	-	346	161	H
2	5.14935	66.53	Pk	34.3	-31.8	0	69.03	-	-	74	-4.97	346	161	H
1	5.15	61.54	Pk	34.3	-31.8	0	64.04	-	-	74	-9.96	346	161	H
3	5.15	43.68	RMS	34.3	-31.8	.12	46.30	54	-7.70	-	-	346	161	H

Pk - Peak detector
RMS - RMS detection

UL VERIFICATION SERVICES INC.
47173 Benicia Street, Fremont, CA 94538; USA TEL:(510) 319-4000 FAX:(510) 661-0888
This report shall not be reproduced except in full, without the written approval of UL Verification Services Inc.

VERTICAL RESULT

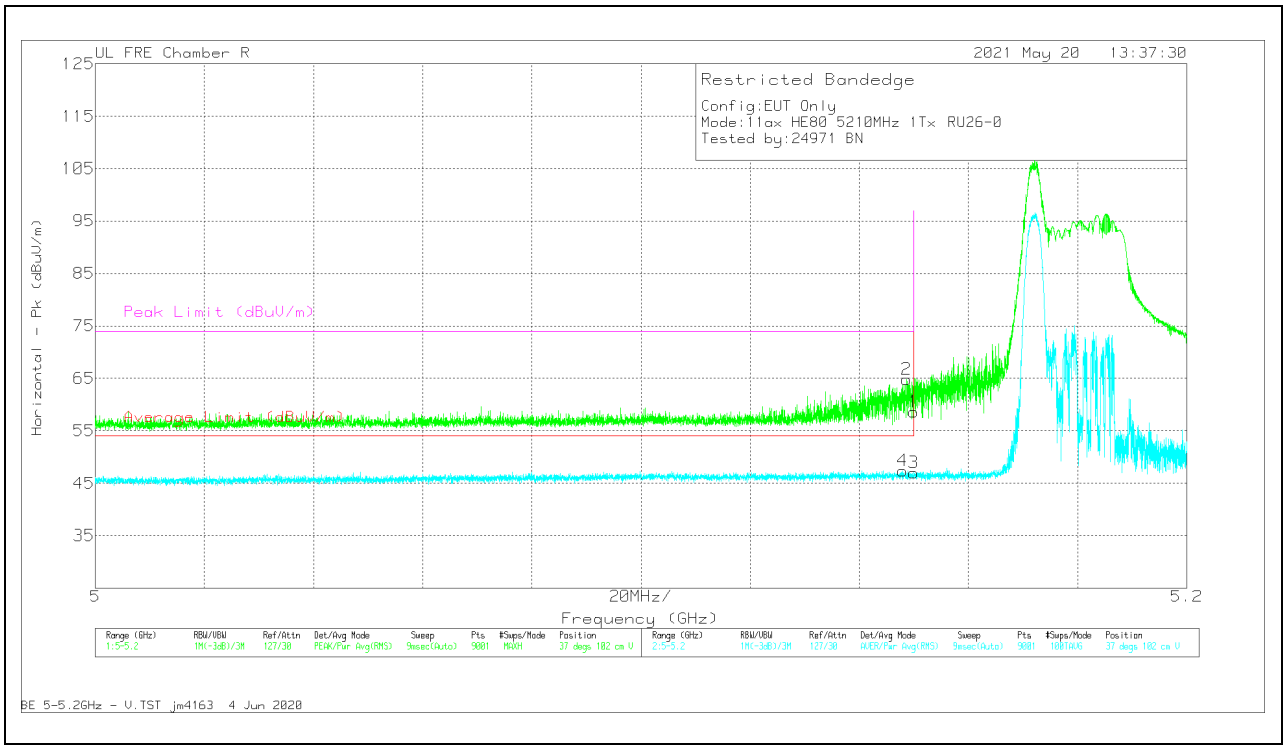

Marker	Frequency (GHz)	Meter Reading (dBuV)	Det	AF PRE0213973 (dB/m)	Amp/Cbl/Fltr/Pad (dB)	DC Corr (dB)	Corrected Reading (dBuV/m)	Average Limit (dBuV/m)	Margin (dB)	Peak Limit (dBuV/m)	PK Margin (dB)	Azimuth (Degs)	Height (cm)	Polarity
4	5.14798	44.91	RMS	34.3	-31.8	.12	47.53	54	-6.47	-	-	37	102	V
2	5.14869	62.29	Pk	34.3	-31.8	0	64.79	-	-	74	-9.21	37	102	V
1	5.15	56.15	Pk	34.3	-31.8	0	58.65	-	-	74	-15.35	37	102	V
3	5.15	44.45	RMS	34.3	-31.8	.12	47.07	54	-6.93	-	-	37	102	V

Pk - Peak detector
RMS - RMS detection

UL VERIFICATION SERVICES INC.
47173 Benicia Street, Fremont, CA 94538; USA TEL:(510) 319-4000 FAX:(510) 661-0888
This report shall not be reproduced except in full, without the written approval of UL Verification Services Inc.

1TX ANTENNA 5 – 996-Tone, RU Index 67

BANDEDGE (MID CHANNEL)

HORIZONTAL RESULT

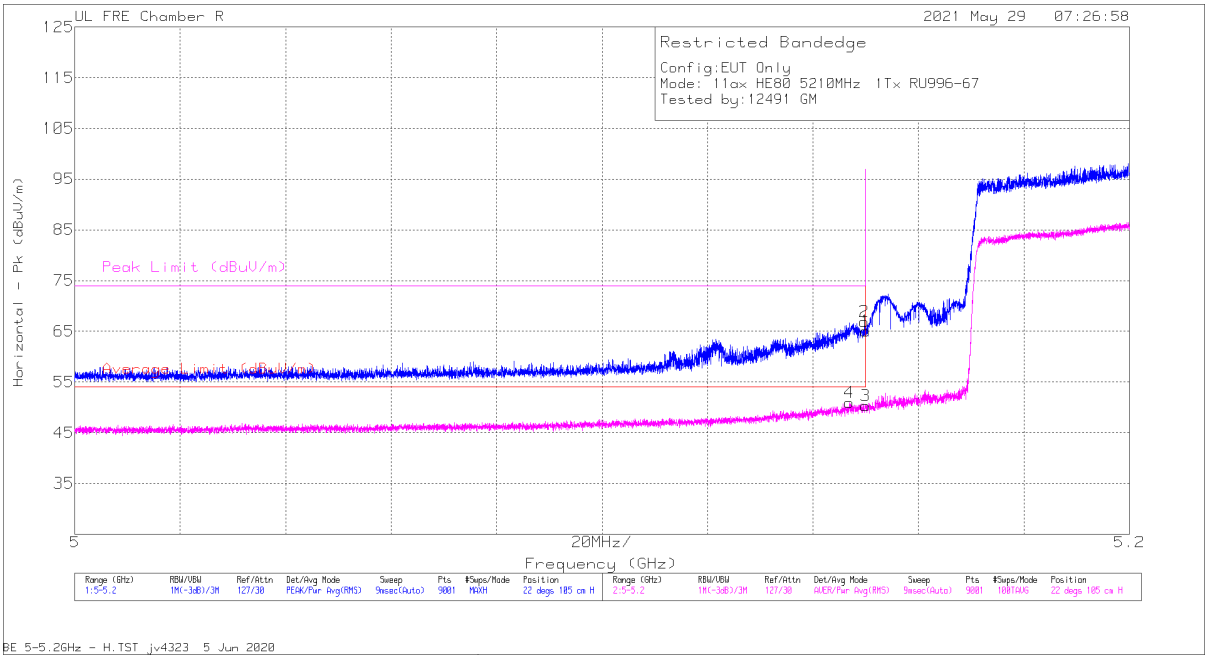

Marker	Frequency (GHz)	Meter Reading (dBuV)	Det	AF PRE0213973 (dB/m)	Amp/Cbl/Fltr/Pad (dB)	DC Corr (dB)	Corrected Reading (dBuV/m)	Average Limit (dBuV/m)	Margin (dB)	Peak Limit (dBuV/m)	PK Margin (dB)	Azimuth (Degs)	Height (cm)	Polarity
4	5.14691	48.28	RMS	34.3	-31.8	.12	50.9	54	-3.1	-	-	22	105	H
2	5.14978	64.42	Pk	34.3	-31.8	0	66.92	-	-	74	-7.08	22	105	H
1	5.15	62.59	Pk	34.3	-31.8	0	65.09	-	-	74	-8.91	22	105	H
3	5.15	47.76	RMS	34.3	-31.8	.12	50.38	54	-3.62	-	-	22	105	H

Pk - Peak detector
RMS - RMS detection

UL VERIFICATION SERVICES INC.
47173 Benicia Street, Fremont, CA 94538; USA TEL:(510) 319-4000 FAX:(510) 661-0888
This report shall not be reproduced except in full, without the written approval of UL Verification Services Inc.

VERTICAL RESULT

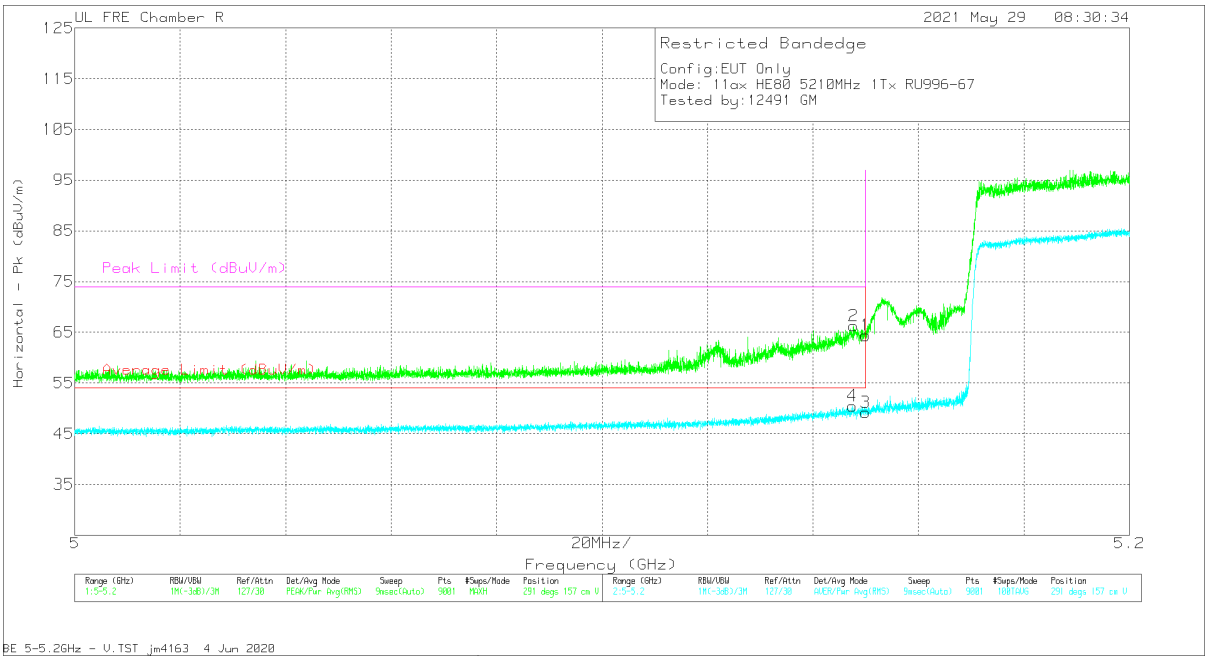

Marker	Frequency (GHz)	Meter Reading (dBuV)	Det	AF PRE0213973 (dB/m)	Amp/Cbl/Fltr/Pad (dB)	DC Corr (dB)	Corrected Reading (dBuV/m)	Average Limit (dBuV/m)	Margin (dB)	Peak Limit (dBuV/m)	PK Margin (dB)	Azimuth (Degs)	Height (cm)	Polarity
4	5.14747	47.89	RMS	34.3	-31.8	.12	50.51	54	-3.49	-	-	291	157	V
2	5.14769	63.76	Pk	34.3	-31.8	0	66.26	-	-	74	-7.74	291	157	V
1	5.15	61.87	Pk	34.3	-31.8	0	64.37	-	-	74	-9.63	291	157	V
3	5.15	46.58	RMS	34.3	-31.8	.12	49.2	54	-4.8	-	-	291	157	V

Pk - Peak detector
RMS - RMS detection

UL VERIFICATION SERVICES INC.
47173 Benicia Street, Fremont, CA 94538; USA TEL:(510) 319-4000 FAX:(510) 661-0888
This report shall not be reproduced except in full, without the written approval of UL Verification Services Inc.

1TX ANTENNA 5 – 26-Tone, RU Index 0

BANDEDGE (MID CHANNEL)

HORIZONTAL RESULT

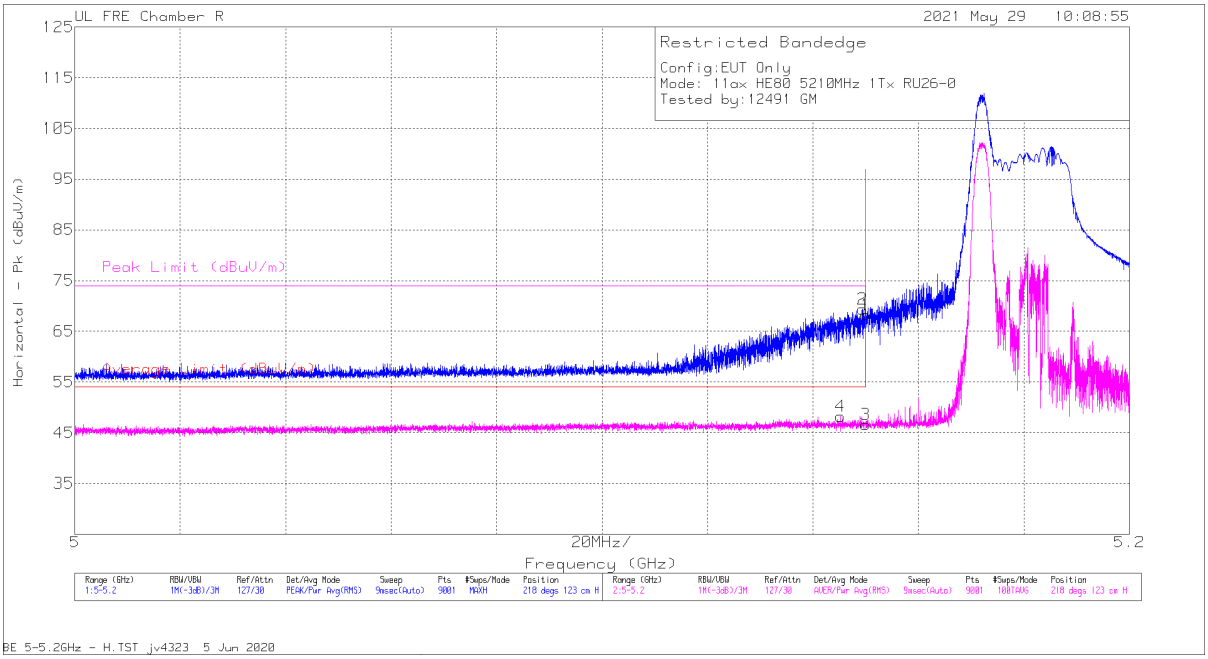

Marker	Frequency (GHz)	Meter Reading (dBuV)	Det	AF PRE0213973 (dB/m)	Amp/Cbl/Fltr/Pad (dB)	DC Corr (dB)	Corrected Reading (dBuV/m)	Average Limit (dBuV/m)	Margin (dB)	Peak Limit (dBuV/m)	PK Margin (dB)	Azimuth (Degs)	Height (cm)	Polarity
4	5.14524	45.64	RMS	34.3	-31.7	.12	48.36	54	-5.64	-	-	218	123	H
2	5.14942	66.84	Pk	34.3	-31.8	0	69.34	-	-	74	-4.66	218	123	H
1	5.15	65.75	Pk	34.3	-31.8	0	68.25	-	-	74	-5.75	218	123	H
3	5.15	44.16	RMS	34.3	-31.8	.12	46.78	54	-7.22	-	-	218	123	H

Pk - Peak detector
RMS - RMS detection

UL VERIFICATION SERVICES INC.
47173 Benicia Street, Fremont, CA 94538; USA TEL:(510) 319-4000 FAX:(510) 661-0888
This report shall not be reproduced except in full, without the written approval of UL Verification Services Inc.

VERTICAL RESULT

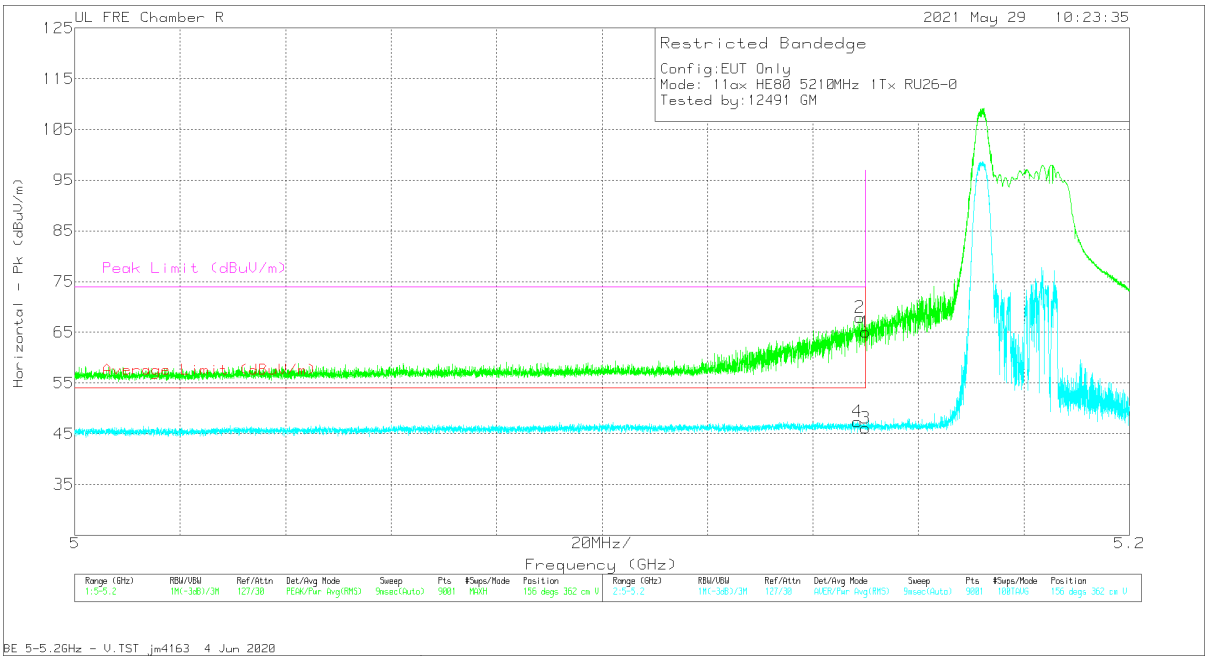

Marker	Frequency (GHz)	Meter Reading (dBuV)	Det	AF PRE0213973 (dB/m)	Amp/Cbl/Fltr/Pad (dB)	DC Corr (dB)	Corrected Reading (dBuV/m)	Average Limit (dBuV/m)	Margin (dB)	Peak Limit (dBuV/m)	PK Margin (dB)	Azimuth (Degs)	Height (cm)	Polarity
4	5.14844	44.92	RMS	34.3	-31.8	.12	47.54	54	-6.46	-	-	156	362	V
2	5.14891	65.45	Pk	34.3	-31.8	0	67.95	-	-	74	-6.05	156	362	V
1	5.15	62.51	Pk	34.3	-31.8	0	65.01	-	-	74	-8.99	156	362	V
3	5.15	43.67	RMS	34.3	-31.8	.12	46.29	54	-7.71	-	-	156	362	V

Pk - Peak detector
RMS - RMS detection

UL VERIFICATION SERVICES INC.
47173 Benicia Street, Fremont, CA 94538; USA TEL:(510) 319-4000 FAX:(510) 661-0888
This report shall not be reproduced except in full, without the written approval of UL Verification Services Inc.

2TX ANTENNA 6 + ANTENNA 5 OFDMA MODE – 996-Tone, RU Index 67

BANDEDGE (MID CHANNEL)

HORIZONTAL RESULT

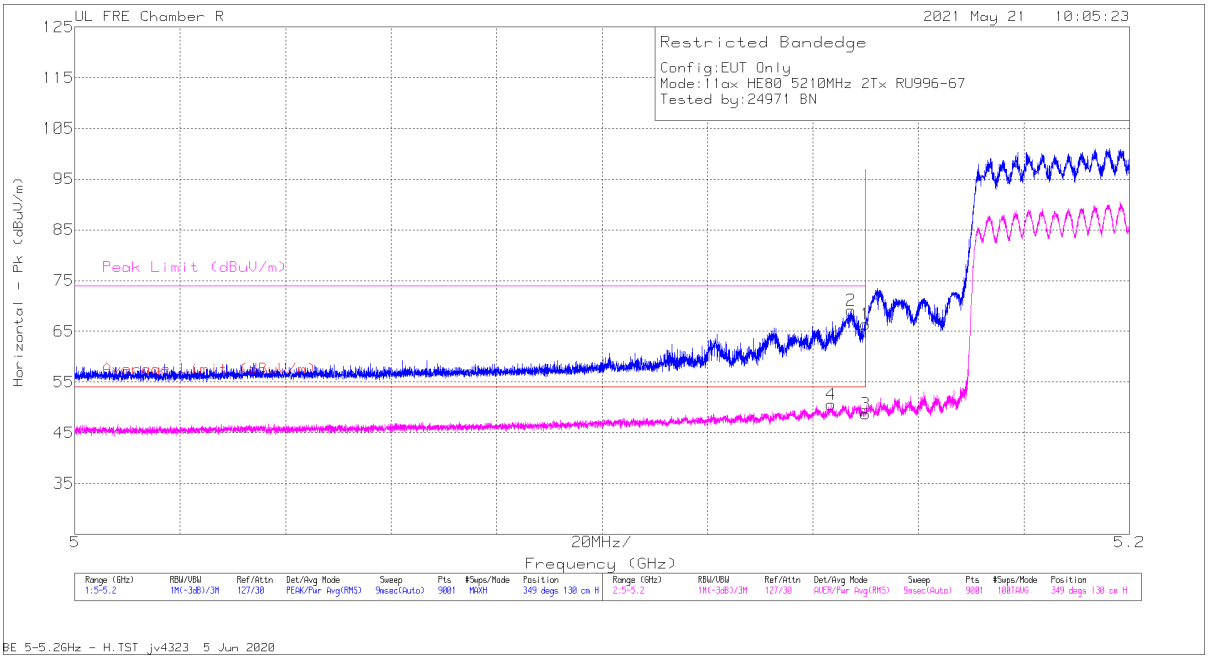

Marker	Frequency (GHz)	Meter Reading (dBuV)	Det	AF PRE0213973 (dB/m)	Amp/Cbl/Fltr/Pad (dB)	Corrected Reading (dBuV/m)	Average Limit (dBuV/m)	Margin (dB)	Peak Limit (dBuV/m)	PK Margin (dB)	Azimuth (Degs)	Height (cm)	Polarity
4	5.14344	48.06	RMS	34.3	-31.8	50.56	54	-3.44	-	-	349	130	H
2	5.14729	66.59	Pk	34.3	-31.8	69.09	-	-	74	-4.91	349	130	H
1	5.15	63.87	Pk	34.3	-31.8	66.37	-	-	74	-7.63	349	130	H
3	5.15	46.24	RMS	34.3	-31.8	48.74	54	-5.26	-	-	349	130	H

Pk - Peak detector
RMS - RMS detection

UL VERIFICATION SERVICES INC.
47173 Benicia Street, Fremont, CA 94538; USA TEL:(510) 319-4000 FAX:(510) 661-0888
This report shall not be reproduced except in full, without the written approval of UL Verification Services Inc.

VERTICAL RESULT

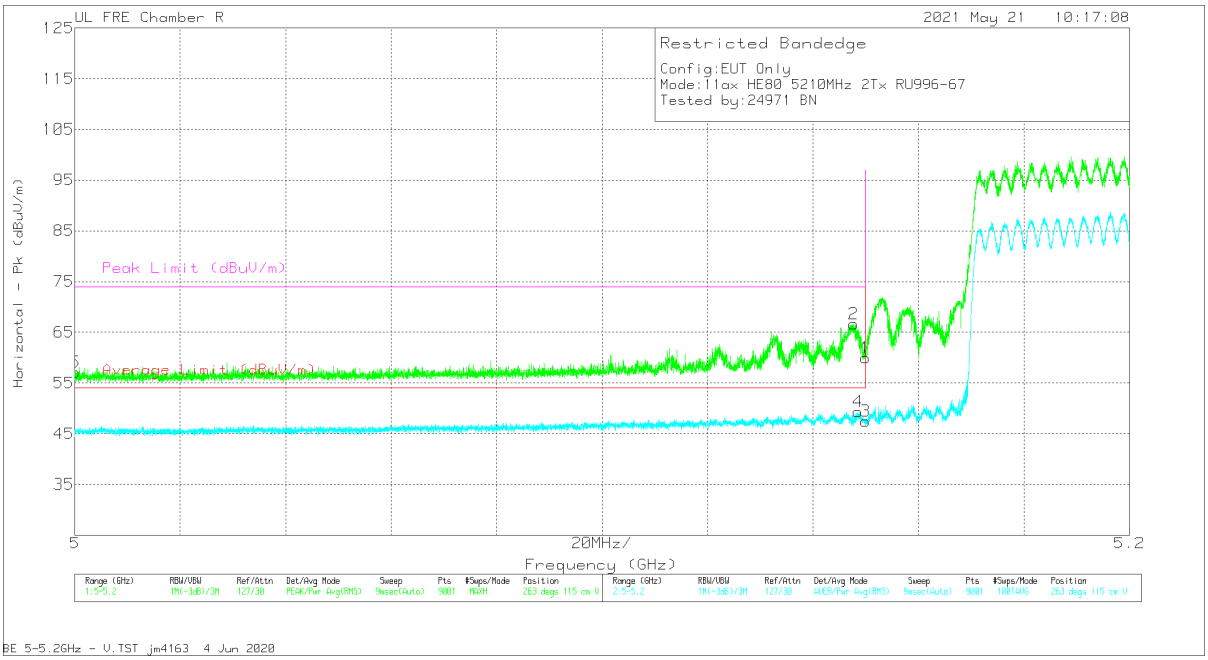

Marker	Frequency (GHz)	Meter Reading (dBuV)	Det	AF PRE0213973 (dB/m)	Amp/Cbl/Fltr/Pad (dB)	Corrected Reading (dBuV/m)	Average Limit (dBuV/m)	Margin (dB)	Peak Limit (dBuV/m)	PK Margin (dB)	Azimuth (Degs)	Height (cm)	Polarity
5	5.00009	55.41	Pk	33.9	-32.2	57.11	-	-	74	-16.89	263	115	V
2	5.14767	64.14	Pk	34.3	-31.8	66.64	-	-	74	-7.36	263	115	V
4	5.14849	46.89	RMS	34.3	-31.8	49.39	54	-4.61	-	-	263	115	V
1	5.15	57.46	Pk	34.3	-31.8	59.96	-	-	74	-14.04	263	115	V
3	5.15	44.94	RMS	34.3	-31.8	47.44	54	-6.56	-	-	263	115	V

Pk - Peak detector
RMS - RMS detection

UL VERIFICATION SERVICES INC.
47173 Benicia Street, Fremont, CA 94538; USA TEL:(510) 319-4000 FAX:(510) 661-0888
This report shall not be reproduced except in full, without the written approval of UL Verification Services Inc.

HARMONICS AND SPURIOUS EMISSIONS

MID CHANNEL RESULTS

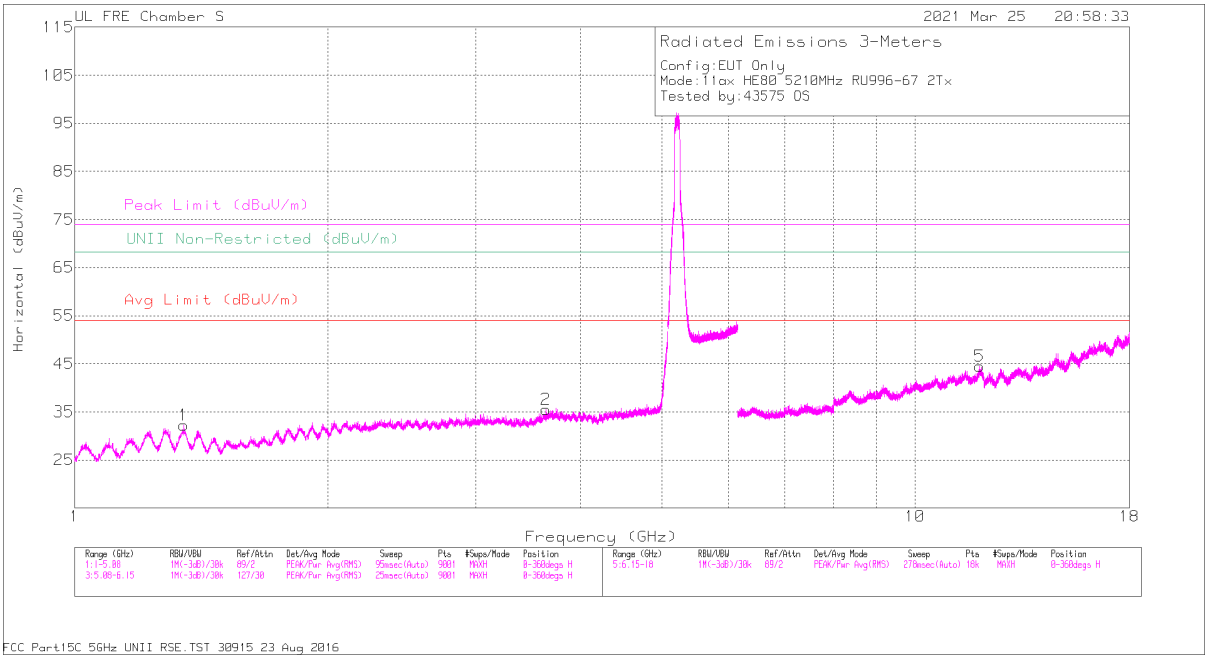

HORIZONTAL

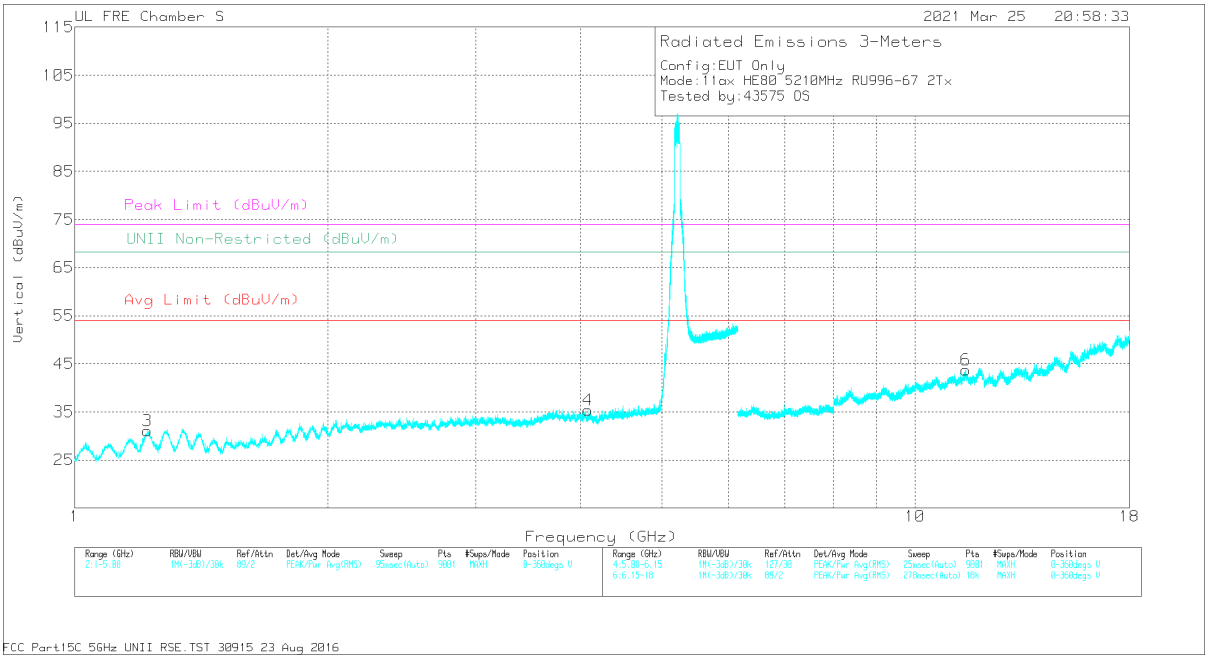

VERTICAL

UL VERIFICATION SERVICES INC.
47173 Benicia Street, Fremont, CA 94538; USA TEL:(510) 319-4000 FAX:(510) 661-0888

This report shall not be reproduced except in full, without the written approval of UL Verification Services Inc.

RADIATED EMISSIONS

Marker	Frequency (GHz)	Meter Reading (dBuV)	Det	AF PRE0213833 (dB/m)	Amp/Cbl/Fltr/Pad (dB)	Corrected Reading (dBuV/m)	Avg Limit (dBuV/m)	Margin (dB)	Peak Limit (dBuV/m)	PK Margin (dB)	UNII Non-Restricted (dBuV/m)	PK Margin (dB)	Azimuth (Degs)	Height (cm)	Polarity
1	* 1.34732	56.92	PK-U	29.3	-44.9	41.32	-	-	74	-32.68	-	-	0	100	H
	* 1.34891	45.56	ADR	29.4	-44.9	30.06	54	-23.94	-	-	-	-	0	100	H
2	* 3.64083	51.57	PK-U	33.4	-40.7	44.27	-	-	74	-29.73	-	-	0	100	H
	* 3.6413	40.11	ADR	33.4	-40.7	32.81	54	-21.19	-	-	-	-	0	100	H
3	* 1.22009	57.85	PK-U	28.8	-45.5	41.15	-	-	74	-32.85	-	-	0	100	V
	* 1.22096	46.16	ADR	28.8	-45.5	29.46	54	-24.54	-	-	-	-	0	100	V
4	* 4.07904	51.94	PK-U	33.6	-41	44.54	-	-	74	-29.46	-	-	0	100	V
	* 4.07999	40.06	ADR	33.6	-41.1	32.56	54	-21.44	-	-	-	-	0	100	V
5	* 11.94323	46.57	PK-U	38.8	-33.9	51.47	-	-	74	-22.53	-	-	0	201	H
	* 11.94255	34.98	ADR	38.8	-33.9	39.88	54	-14.12	-	-	-	-	0	201	H
6	* 11.49504	46.28	PK-U	38.4	-33.7	50.98	-	-	74	-23.02	-	-	0	100	V
	* 11.49469	34.47	ADR	38.4	-33.7	39.17	54	-14.83	-	-	-	-	0	100	V

* - indicates frequency in CFR47 Pt 15 / IC RSS-Restricted Band
PK-U - U-NII: Maximum Peak
ADR - U-NII AD primary method, RMS average

UL VERIFICATION SERVICES INC.
47173 Benicia Street, Fremont, CA 94538; USA TEL:(510) 319-4000 FAX:(510) 661-0888
This report shall not be reproduced except in full, without the written approval of UL Verification Services Inc.

2TX ANTENNA 6 + ANTENNA 5 OFDMA MODE – 26-Tone, RU Index 0

BANDEDGE (MID CHANNEL)

HORIZONTAL RESULT

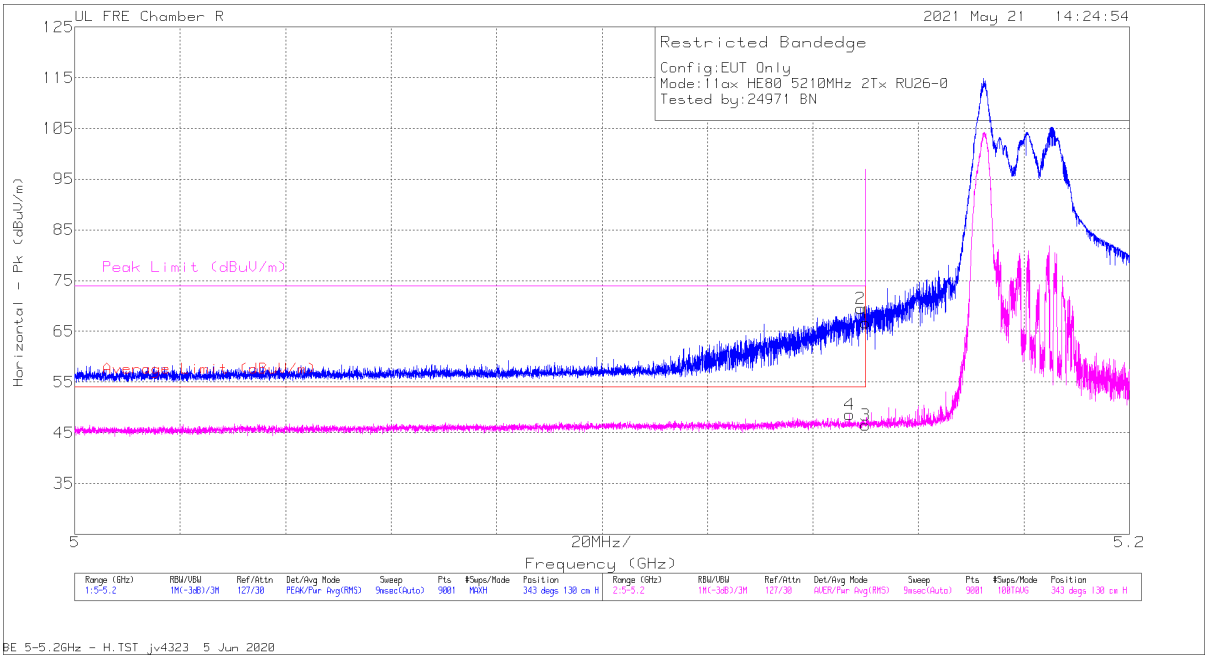

Marker	Frequency (GHz)	Meter Reading (dBuV)	Det	AF PRE0213973 (dB/m)	Amp/Cbl/Fltr/Pad (dB)	Corrected Reading (dBuV/m)	Average Limit (dBuV/m)	Margin (dB)	Peak Limit (dBuV/m)	PK Margin (dB)	Azimuth (Degs)	Height (cm)	Polarity
4	5.14693	46.04	RMS	34.3	-31.8	48.54	54	-5.46	-	-	343	130	H
2	5.14904	66.99	Pk	34.3	-31.8	69.49	-	-	74	-4.51	343	130	H
1	5.15	64.2	Pk	34.3	-31.8	66.7	-	-	74	-7.3	343	130	H
3	5.15	44.01	RMS	34.3	-31.8	46.51	54	-7.49	-	-	343	130	H

Pk - Peak detector
RMS - RMS detection

UL VERIFICATION SERVICES INC.
47173 Benicia Street, Fremont, CA 94538; USA TEL:(510) 319-4000 FAX:(510) 661-0888
This report shall not be reproduced except in full, without the written approval of UL Verification Services Inc.

VERTICAL RESULT

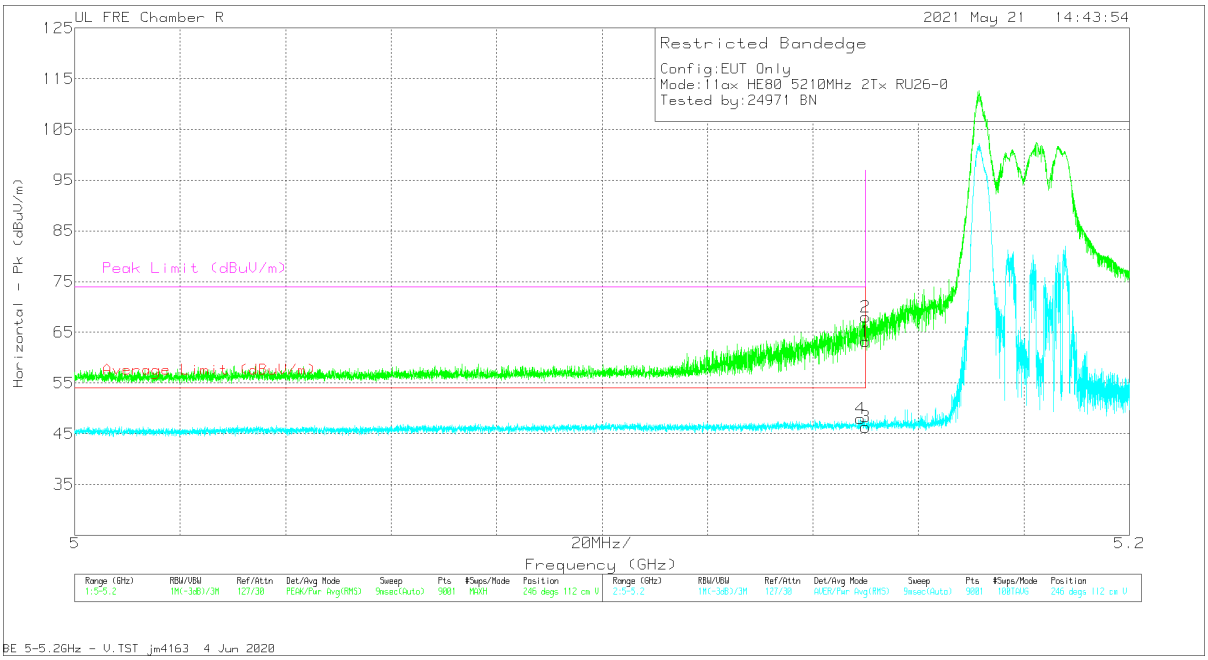

Marker	Frequency (GHz)	Meter Reading (dBuV)	Det	AF PRE0213973 (dB/m)	Amp/Cbl/Fltr/Pad (dB)	Corrected Reading (dBuV/m)	Average Limit (dBuV/m)	Margin (dB)	Peak Limit (dBuV/m)	PK Margin (dB)	Azimuth (Degs)	Height (cm)	Polarity
4	5.14898	45.48	RMS	34.3	-31.8	47.98	54	-6.02	-	-	246	112	V
2	5.14995	65.55	Pk	34.3	-31.8	68.05	-	-	74	-5.95	246	112	V
1	5.15	60.68	Pk	34.3	-31.8	63.18	-	-	74	-10.82	246	112	V
3	5.15	43.81	RMS	34.3	-31.8	46.31	54	-7.69	-	-	246	112	V

Pk - Peak detector
RMS - RMS detection

UL VERIFICATION SERVICES INC.
47173 Benicia Street, Fremont, CA 94538; USA TEL:(510) 319-4000 FAX:(510) 661-0888
This report shall not be reproduced except in full, without the written approval of UL Verification Services Inc.

HARMONICS AND SPURIOUS EMISSIONS

MID CHANNEL RESULTS

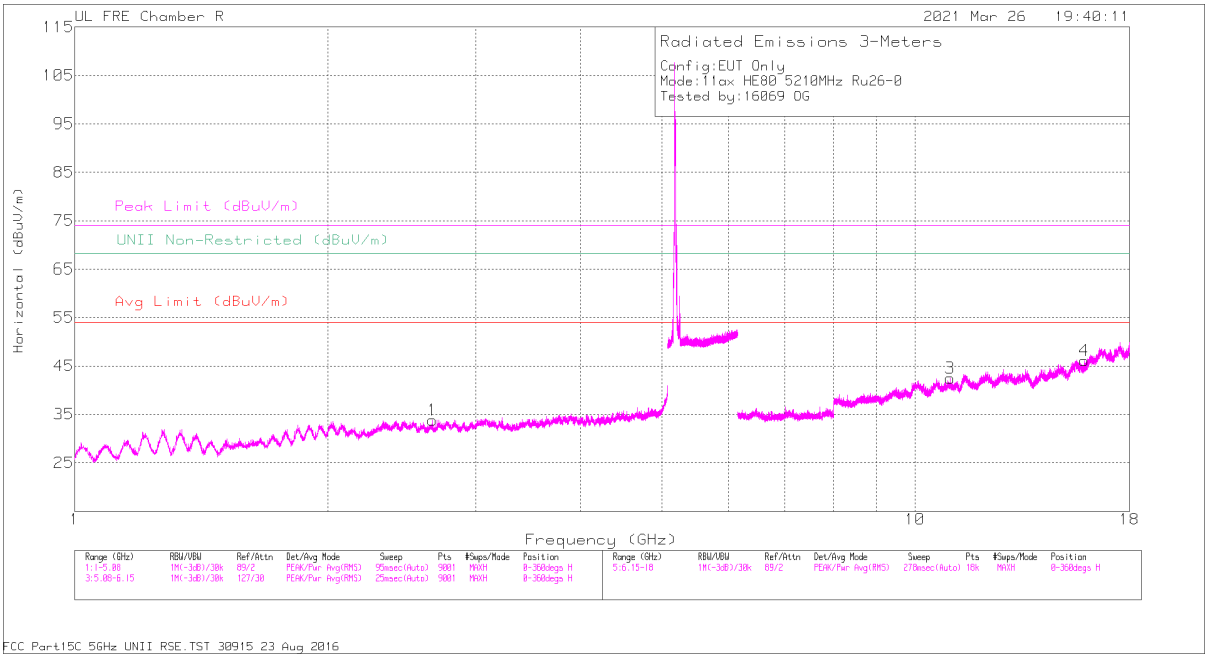

HORIZONTAL

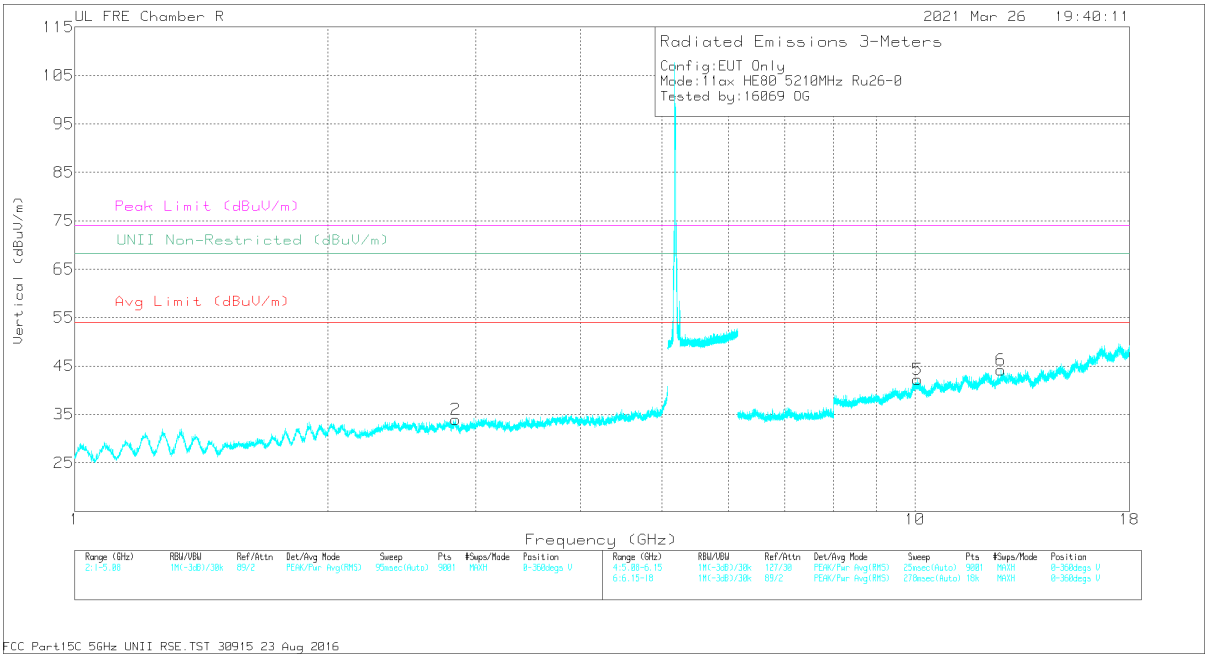

VERTICAL

UL VERIFICATION SERVICES INC.
47173 Benicia Street, Fremont, CA 94538; USA TEL:(510) 319-4000 FAX:(510) 661-0888

This report shall not be reproduced except in full, without the written approval of UL Verification Services Inc.

RADIATED EMISSIONS

Marker	Frequency (GHz)	Meter Reading (dBuV)	Det	AF PRE0213973 (dB/m)	Amp/Cbl/Fltr/Pad (dB)	Corrected Reading (dBuV/m)	Avg Limit (dBuV/m)	Margin (dB)	Peak Limit (dBuV/m)	PK Margin (dB)	UNII Non-Restricted (dBuV/m)	PK Margin (dB)	Azimuth (Degs)	Height (cm)	Polarity
1	* 2.66322	55.29	PK-U	32.1	-44.3	43.09	-	-	74	-30.91	-	-	0	100	H
	* 2.66357	43.45	ADR	32.1	-44.3	31.25	54	-22.75	-	-	-	-	0	100	H
2	* 2.84097	53.76	PK-U	32.6	-43.4	42.96	-	-	74	-31.04	-	-	0	201	V
	* 2.84032	42.5	ADR	32.6	-43.4	31.7	54	-22.3	-	-	-	-	0	201	V
3	* 11.00725	47.6	PK-U	37.9	-35.2	50.3	-	-	74	-23.7	-	-	0	100	H
	* 11.00716	36.24	ADR	37.9	-35.2	38.94	54	-15.06	-	-	-	-	0	100	H
4	* 15.91593	47.63	PK-U	40.4	-33.3	54.73	-	-	74	-19.27	-	-	0	100	H
	* 15.9191	35.84	ADR	40.4	-33.3	42.94	54	-11.06	-	-	-	-	0	100	H
6	* 12.64677	47.52	PK-U	39.2	-34	52.72	-	-	74	-21.28	-	-	0	200	V
	* 12.64775	36.3	ADR	39.2	-34	41.5	54	-12.5	-	-	-	-	0	200	V
5	10.06391	49.35	PK-U	37.2	-35.4	51.15	-	-	-	-	68.2	-17.05	0	201	V

* - indicates frequency in CFR47 Pt 15 / IC RSS-Restricted Band
PK-U - U-NII: Maximum Peak
ADR - U-NII AD primary method, RMS average

UL VERIFICATION SERVICES INC.
47173 Benicia Street, Fremont, CA 94538; USA TEL:(510) 319-4000 FAX:(510) 661-0888
This report shall not be reproduced except in full, without the written approval of UL Verification Services Inc.

1.1.7. TX ABOVE 1 GHz 802.11n HT20 MODE IN THE 5.3 GHz BAND

1TX ANTENNA 6

BANDEDGE (HIGH CHANNEL)

HORIZONTAL RESULT

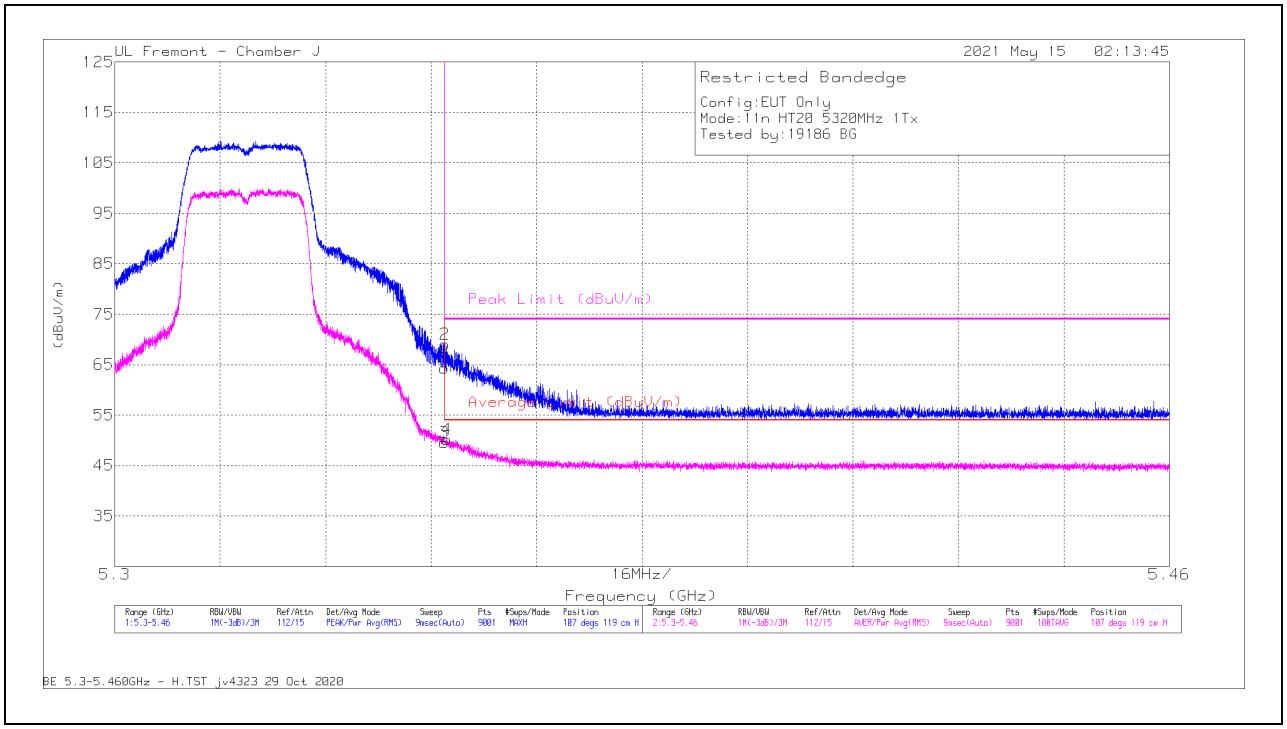

Marker	Frequency (GHz)	Meter Reading (dBuV)	Det	AF PRE0100034 (dB/m)	Amp/Cbl/Fltr/Pad (dB)	DC Corr (dB)	Corrected Reading (dBuV/m)	Average Limit (dBuV/m)	Margin (dB)	Peak Limit (dBuV/m)	PK Margin (dB)	Azimuth (Degs)	Height (cm)	Polarity
1	* 5.35001	50.2	Pk	34.5	-20.4	0	64.3	-	-	74	-9.7	107	119	H
2	* 5.3501	54.94	Pk	34.5	-20.4	0	69.04	-	-	74	-4.96	107	119	H
3	* 5.35001	35.1	RMS	34.5	-20.4	.37	49.57	54	-4.43	-	-	107	119	H
4	* 5.35035	35.74	RMS	34.5	-20.4	.37	50.21	54	-3.79	-	-	107	119	H

* - indicates frequency in CFR47 Pt 15 / IC RSS-Restricted Band
Pk - Peak detector
RMS - RMS detection

UL VERIFICATION SERVICES INC.
47173 Benicia Street, Fremont, CA 94538; USA TEL:(510) 319-4000 FAX:(510) 661-0888
This report shall not be reproduced except in full, without the written approval of UL Verification Services Inc.

VERTICAL RESULT

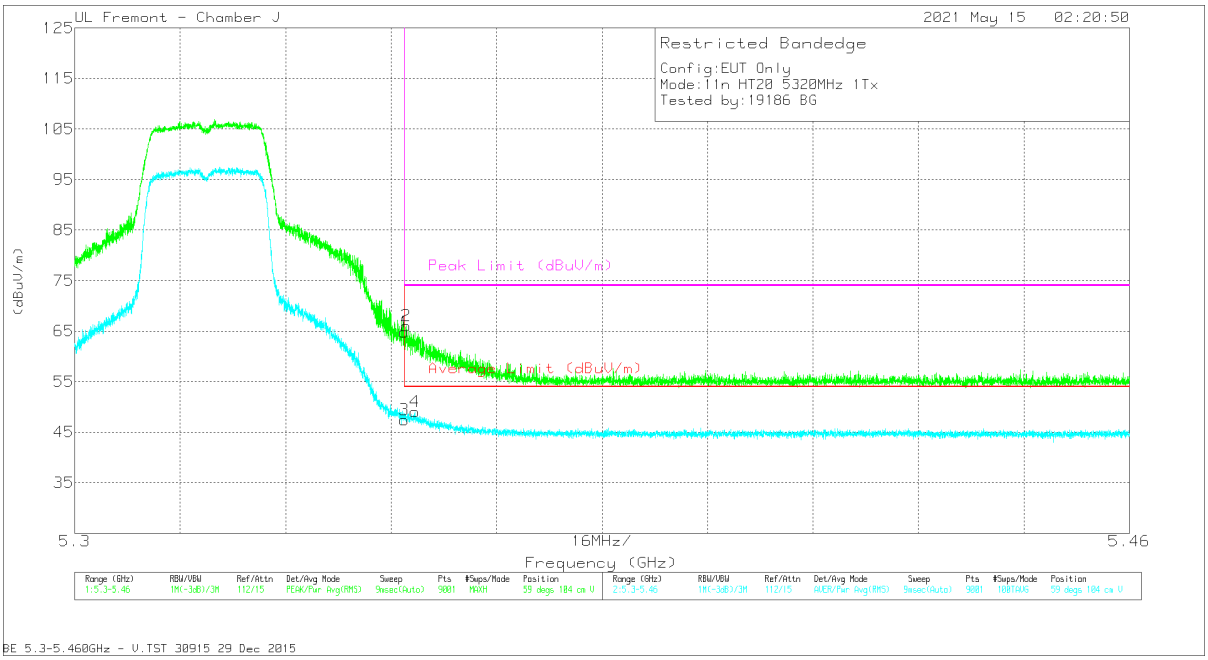

Marker	Frequency (GHz)	Meter Reading (dBuV)	Det	AF PRE0100034 (dB/m)	Amp/Cbl/Fltr/Pad (dB)	DC Corr (dB)	Corrected Reading (dBuV/m)	Average Limit (dBuV/m)	Margin (dB)	Peak Limit (dBuV/m)	PK Margin (dB)	Azimuth (Degs)	Height (cm)	Polarity
1	* 5.35001	50.68	Pk	34.5	-20.4	0	64.78	-	-	74	-9.22	59	104	V
2	* 5.35024	51.93	Pk	34.5	-20.4	0	66.03	-	-	74	-7.97	59	104	V
3	* 5.35001	32.97	RMS	34.5	-20.4	.37	47.44	54	-6.56	-	-	59	104	V
4	* 5.35159	34.54	RMS	34.5	-20.4	.37	49.01	54	-4.99	-	-	59	104	V

* - indicates frequency in CFR47 Pt 15 / IC RSS-Restricted Band
Pk - Peak detector
RMS - RMS detection

UL VERIFICATION SERVICES INC.
47173 Benicia Street, Fremont, CA 94538; USA TEL:(510) 319-4000 FAX:(510) 661-0888
This report shall not be reproduced except in full, without the written approval of UL Verification Services Inc.

1TX ANTENNA 5

BANDEDGE (HIGH CHANNEL)

HORIZONTAL RESULT

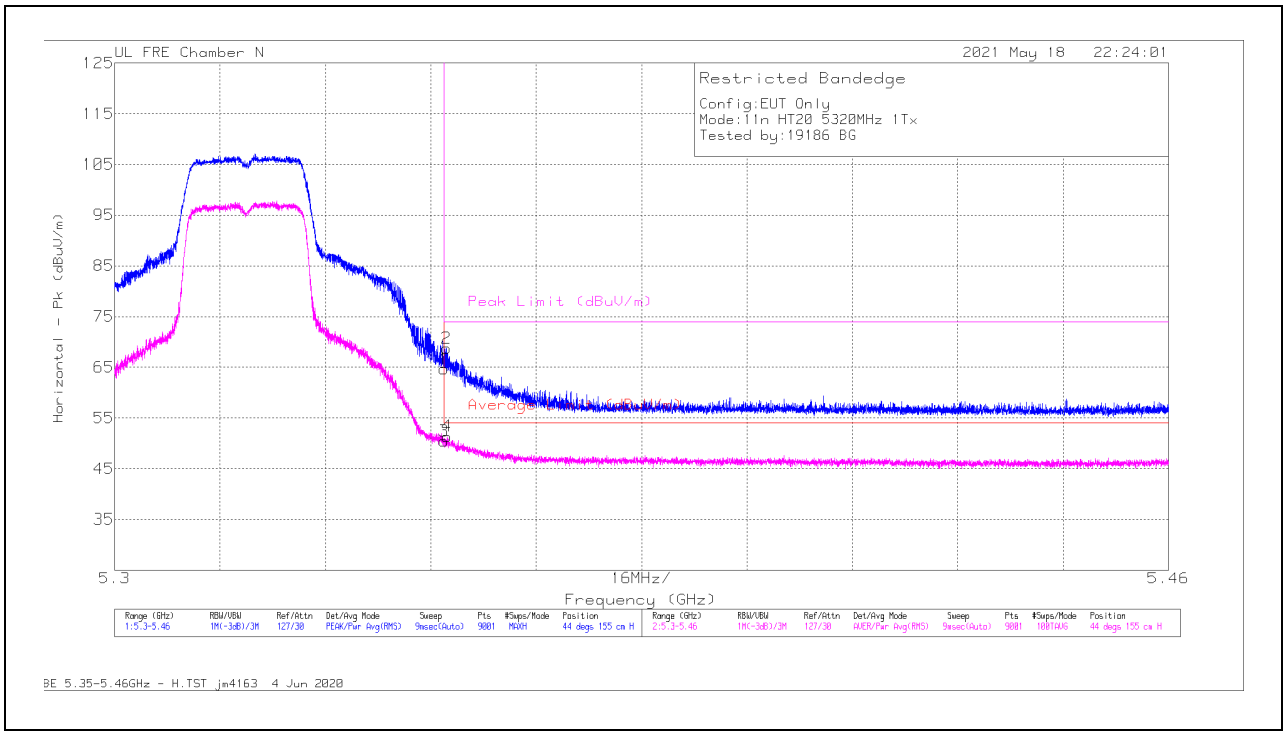

Marker	Frequency (GHz)	Meter Reading (dBuV)	Det	AF PRE0213971 (dB/m)	Amp/Cbl/Fltr/Pad (dB)	DC Corr (dB)	Corrected Reading (dBuV/m)	Average Limit (dBuV/m)	Margin (dB)	Peak Limit (dBuV/m)	PK Margin (dB)	Azimuth (Degs)	Height (cm)	Polarity
1	5.35001	63.4	Pk	34.5	-33.2	0	64.7	-	-	74	-9.3	44	155	H
3	5.35001	48.77	RMS	34.5	-33.2	.37	50.44	54	-3.56	-	-	44	155	H
2	5.3504	67.4	Pk	34.5	-33.2	0	68.7	-	-	74	-5.3	44	155	H
4	5.35044	49.69	RMS	34.5	-33.2	.37	51.36	54	-2.64	-	-	44	155	H

Pk - Peak detector
RMS - RMS detection

UL VERIFICATION SERVICES INC.
47173 Benicia Street, Fremont, CA 94538; USA TEL:(510) 319-4000 FAX:(510) 661-0888
This report shall not be reproduced except in full, without the written approval of UL Verification Services Inc.

VERTICAL RESULT

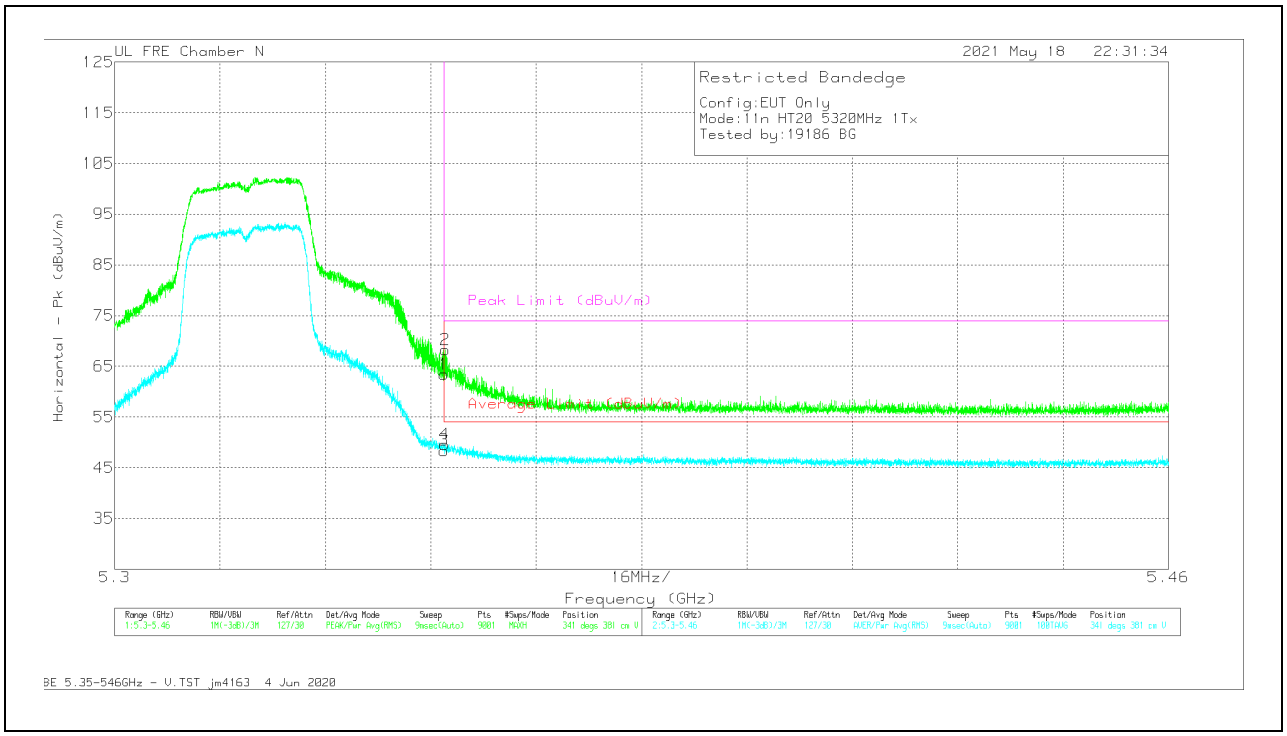

Marker	Frequency (GHz)	Meter Reading (dBuV)	Det	AF PRE0213971 (dB/m)	Amp/Cbl/Fltr/Pad (dB)	DC Corr (dB)	Corrected Reading (dBuV/m)	Average Limit (dBuV/m)	Margin (dB)	Peak Limit (dBuV/m)	PK Margin (dB)	Azimuth (Degs)	Height (cm)	Polarity
1	5.35001	62.09	Pk	34.5	-33.2	0	63.39	-	-	74	-10.61	341	381	V
3	5.35001	46.72	RMS	34.5	-33.2	.37	48.39	54	-5.61	-	-	341	381	V
4	5.35012	47.87	RMS	34.5	-33.2	.37	49.54	54	-4.46	-	-	341	381	V
2	5.35015	66.95	Pk	34.5	-33.2	0	68.25	-	-	74	-5.75	341	381	V

Pk - Peak detector
RMS - RMS detection

UL VERIFICATION SERVICES INC.
47173 Benicia Street, Fremont, CA 94538; USA TEL:(510) 319-4000 FAX:(510) 661-0888
This report shall not be reproduced except in full, without the written approval of UL Verification Services Inc.

2TX ANTENNA 6 + ANTENNA 5 CDD MODE

BANDEDGE (HIGH CHANNEL)

HORIZONTAL RESULT

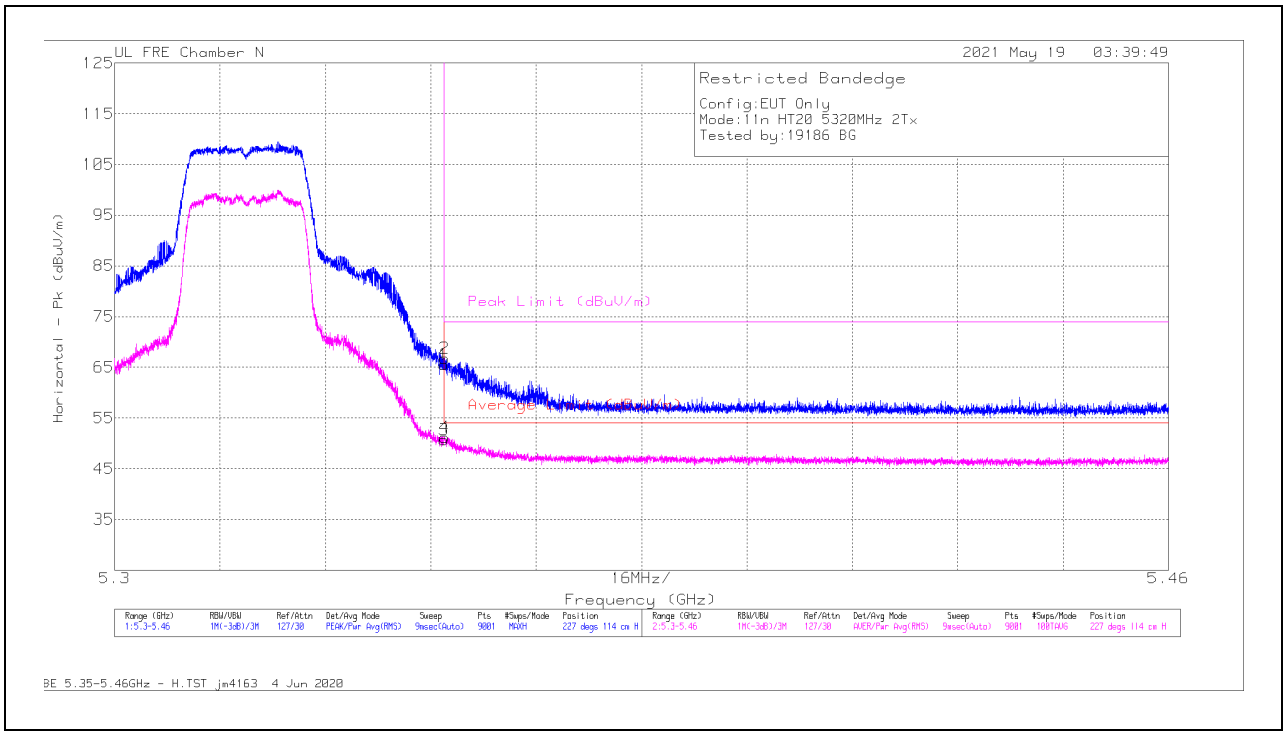

Marker	Frequency (GHz)	Meter Reading (dBuV)	Det	AF PRE0213971 (dB/m)	Amp/Cbl/Fltr/Pad (dB)	DC Corr (dB)	Corrected Reading (dBuV/m)	Average Limit (dBuV/m)	Margin (dB)	Peak Limit (dBuV/m)	PK Margin (dB)	Azimuth (Degs)	Height (cm)	Polarity
1	5.35001	64.29	Pk	34.5	-33.2	0	65.59	-	-	74	-8.41	227	114	H
3	5.35001	48.8	RMS	34.5	-33.2	.62	50.72	54	-3.28	-	-	227	114	H
2	5.3501	65.43	Pk	34.5	-33.2	0	66.73	-	-	74	-7.27	227	114	H
4	5.35013	49.31	RMS	34.5	-33.2	.62	51.23	54	-2.77	-	-	227	114	H

Pk - Peak detector
RMS - RMS detection

UL VERIFICATION SERVICES INC.
47173 Benicia Street, Fremont, CA 94538; USA TEL:(510) 319-4000 FAX:(510) 661-0888
This report shall not be reproduced except in full, without the written approval of UL Verification Services Inc.

VERTICAL RESULT

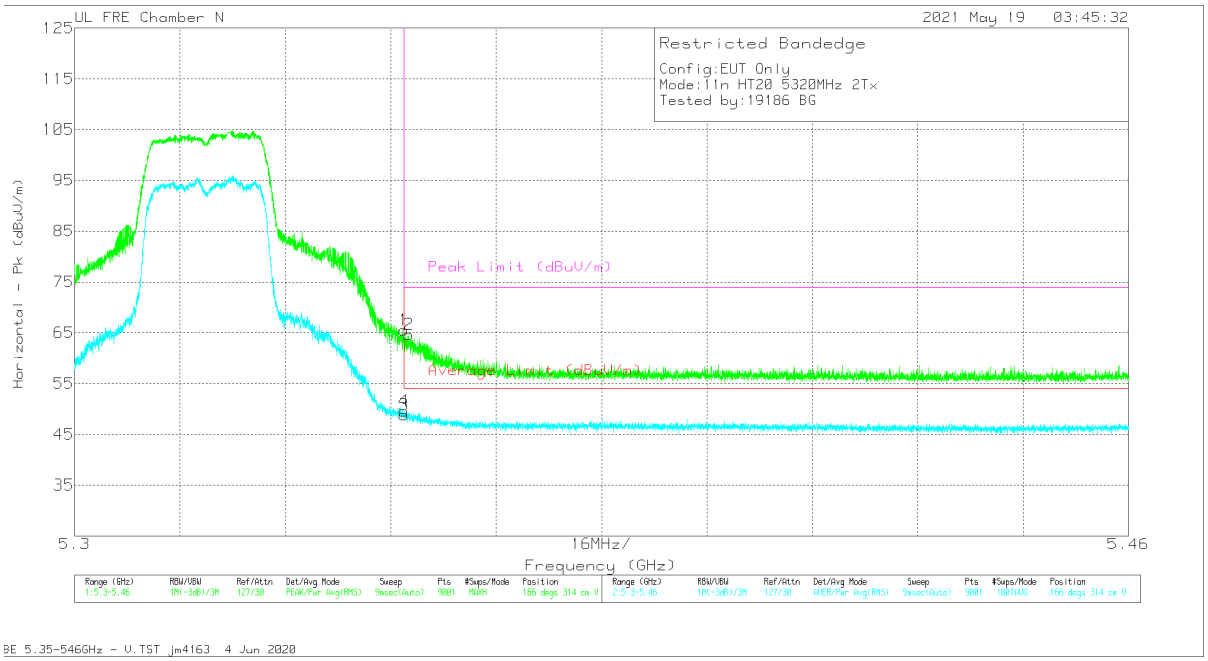

Marker	Frequency (GHz)	Meter Reading (dBuV)	Det	AF PRE0213971 (dB/m)	Amp/Cbl/Fltr/Pad (dB)	DC Corr (dB)	Corrected Reading (dBuV/m)	Average Limit (dBuV/m)	Margin (dB)	Peak Limit (dBuV/m)	PK Margin (dB)	Azimuth (Degs)	Height (cm)	Polarity
1	5.35001	64.22	Pk	34.5	-33.2	0	65.52	-	-	74	-8.48	166	314	V
3	5.35001	46.93	RMS	34.5	-33.2	.62	48.85	54	-5.15	-	-	166	314	V
4	5.35003	47.65	RMS	34.5	-33.2	.62	49.57	54	-4.43	-	-	166	314	V
2	5.35077	63.42	Pk	34.5	-33.2	0	64.72	-	-	74	-9.28	166	314	V

Pk - Peak detector
RMS - RMS detection

UL VERIFICATION SERVICES INC.
47173 Benicia Street, Fremont, CA 94538; USA TEL:(510) 319-4000 FAX:(510) 661-0888
This report shall not be reproduced except in full, without the written approval of UL Verification Services Inc.

1.1.8. TX ABOVE 1 GHz 802.11n HT40 MODE IN THE 5.3 GHz BAND

1TX ANTENNA 6

BANDEDGE (HIGH CHANNEL)

HORIZONTAL RESULT

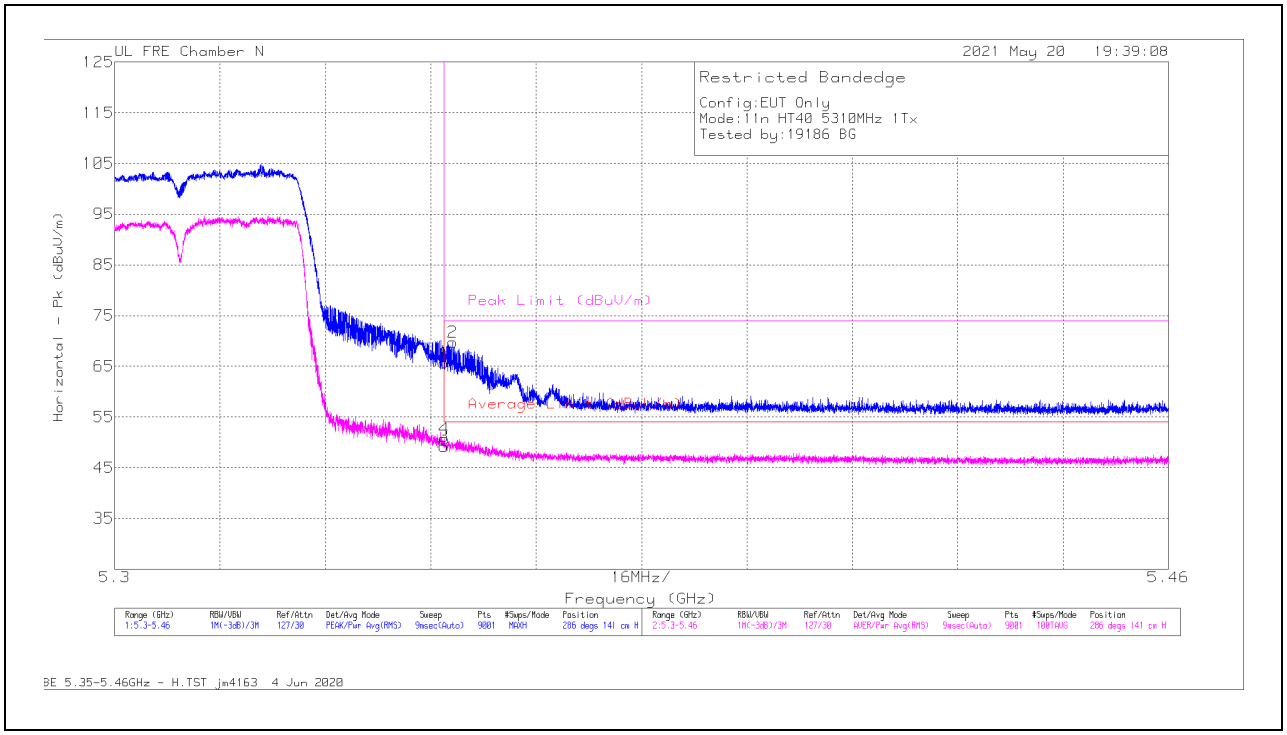

Marker	Frequency (GHz)	Meter Reading (dBuV)	Det	AF PRE0213971 (dB/m)	Amp/Cbl/Fltr/Pad (dB)	DC Corr (dB)	Corrected Reading (dBuV/m)	Average Limit (dBuV/m)	Margin (dB)	Peak Limit (dBuV/m)	PK Margin (dB)	Azimuth (Degs)	Height (cm)	Polarity
1	5.35001	64.35	Pk	34.5	-33.2	0	65.65	-	-	74	-8.35	286	141	H
3	5.35001	47.31	RMS	34.5	-33.2	.65	49.26	54	-4.74	-	-	286	141	H
4	5.35005	48.72	RMS	34.5	-33.2	.65	50.67	54	-3.33	-	-	286	141	H
2	5.35131	68.45	Pk	34.5	-33.2	0	69.75	-	-	74	-4.25	286	141	H

Pk - Peak detector
RMS - RMS detection

UL VERIFICATION SERVICES INC.
47173 Benicia Street, Fremont, CA 94538; USA TEL:(510) 319-4000 FAX:(510) 661-0888
This report shall not be reproduced except in full, without the written approval of UL Verification Services Inc.

VERTICAL RESULT

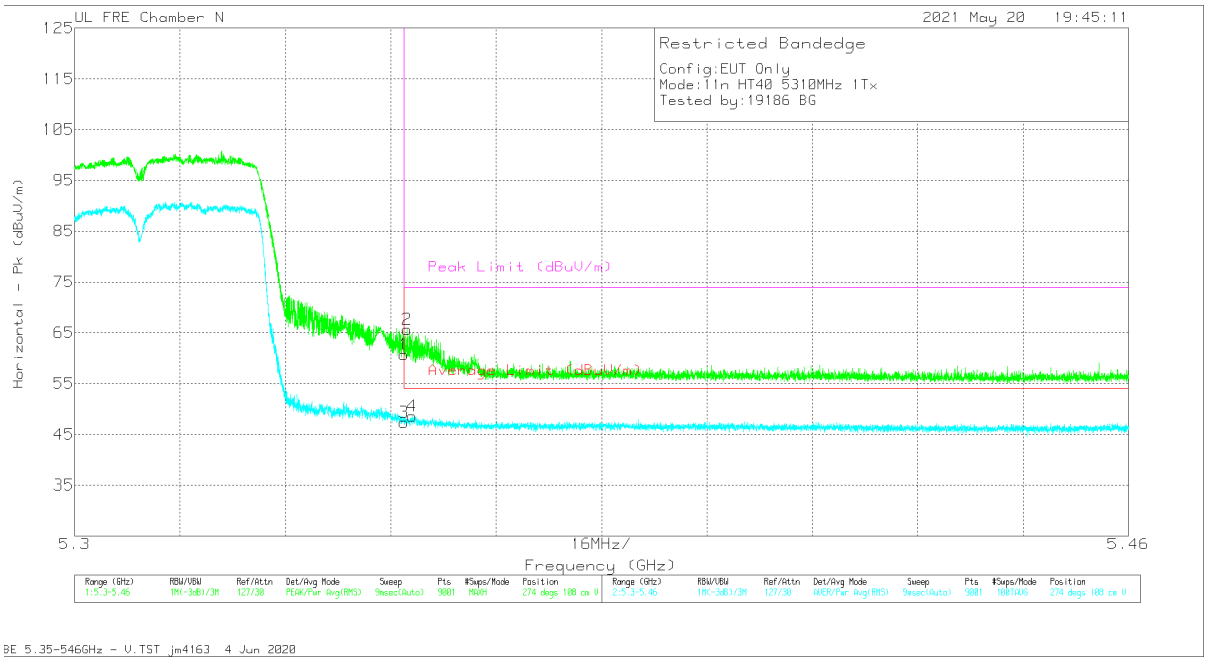

Marker	Frequency (GHz)	Meter Reading (dBuV)	Det	AF PRE0213971 (dB/m)	Amp/Cbl/Fltr/Pad (dB)	DC Corr (dB)	Corrected Reading (dBuV/m)	Average Limit (dBuV/m)	Margin (dB)	Peak Limit (dBuV/m)	PK Margin (dB)	Azimuth (Degs)	Height (cm)	Polarity
1	5.35001	59.4	Pk	34.5	-33.2	0	60.7	-	-	74	-13.3	274	108	V
3	5.35001	45.46	RMS	34.5	-33.2	.65	47.41	54	-6.59	-	-	274	108	V
2	5.35051	64.38	Pk	34.5	-33.2	0	65.68	-	-	74	-8.32	274	108	V
4	5.35127	46.68	RMS	34.5	-33.2	.65	48.63	54	-5.37	-	-	274	108	V

Pk - Peak detector
RMS - RMS detection

UL VERIFICATION SERVICES INC.
47173 Benicia Street, Fremont, CA 94538; USA TEL:(510) 319-4000 FAX:(510) 661-0888
This report shall not be reproduced except in full, without the written approval of UL Verification Services Inc.

1TX ANTENNA 5

BANDEDGE (HIGH CHANNEL)

HORIZONTAL RESULT

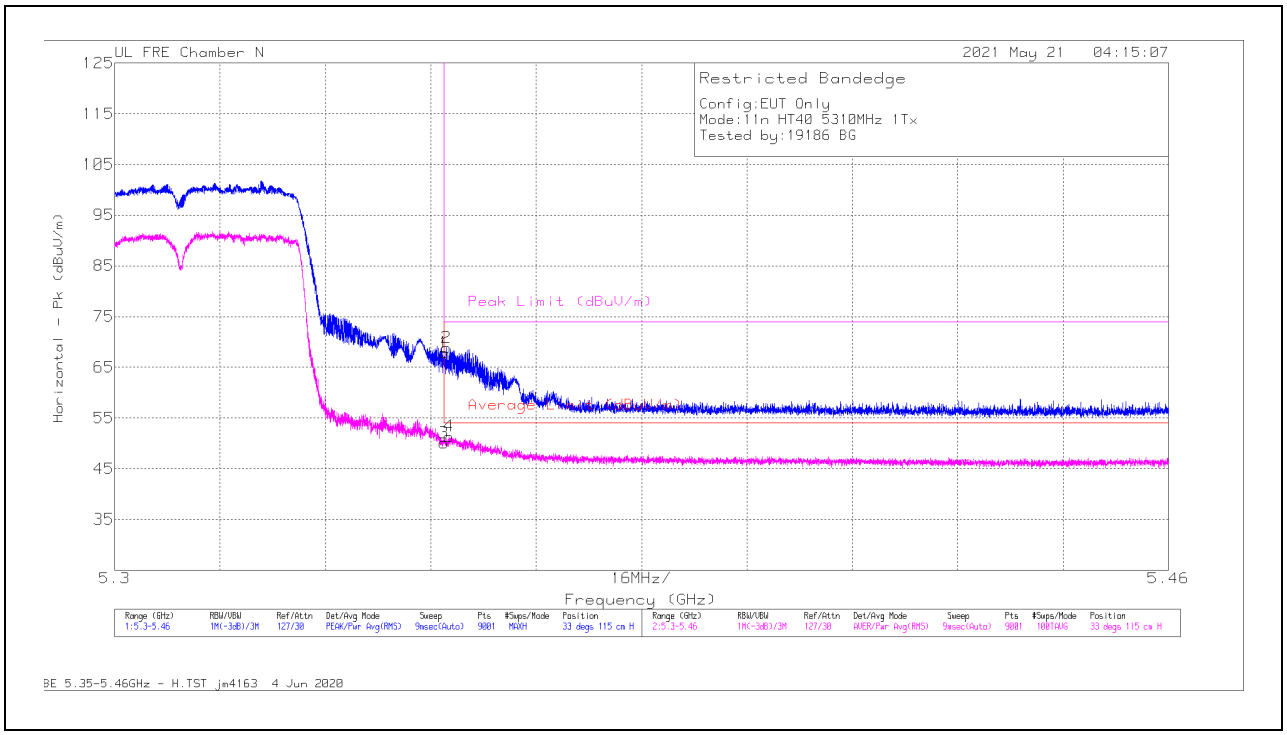

Marker	Frequency (GHz)	Meter Reading (dBuV)	Det	AF PRE0213971 (dB/m)	Amp/Cbl/Fltr/Pad (dB)	DC Corr (dB)	Corrected Reading (dBuV/m)	Average Limit (dBuV/m)	Margin (dB)	Peak Limit (dBuV/m)	PK Margin (dB)	Azimuth (Degs)	Height (cm)	Polarity
1	5.35001	66.6	Pk	34.5	-33.2	0	67.9	-	-	74	-6.1	33	115	H
3	5.35001	48.17	RMS	34.5	-33.2	.65	50.12	54	-3.88	-	-	33	115	H
2	5.35038	67.53	Pk	34.5	-33.2	0	68.83	-	-	74	-5.17	33	115	H
4	5.35074	49.43	RMS	34.5	-33.2	.65	51.38	54	-2.62	-	-	33	115	H

Pk - Peak detector
RMS - RMS detection

UL VERIFICATION SERVICES INC.
47173 Benicia Street, Fremont, CA 94538; USA TEL:(510) 319-4000 FAX:(510) 661-0888
This report shall not be reproduced except in full, without the written approval of UL Verification Services Inc.

VERTICAL RESULT

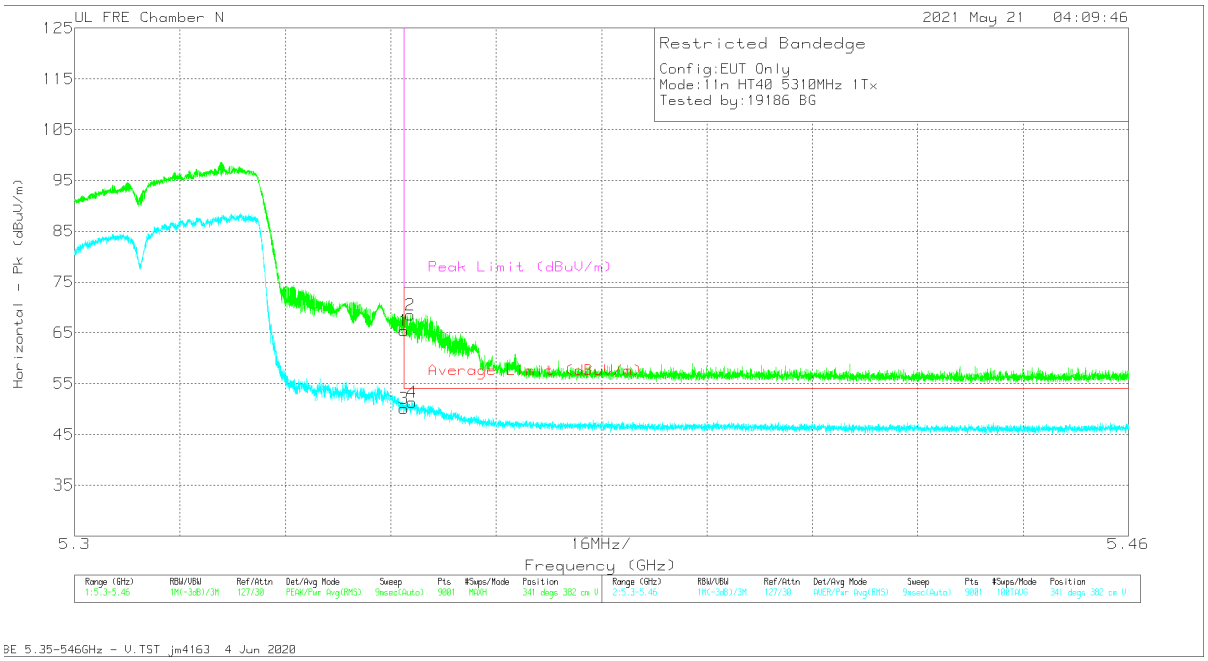

Marker	Frequency (GHz)	Meter Reading (dBuV)	Det	AF PRE0213971 (dB/m)	Amp/Cbl/Fltr/Pad (dB)	DC Corr (dB)	Corrected Reading (dBuV/m)	Average Limit (dBuV/m)	Margin (dB)	Peak Limit (dBuV/m)	PK Margin (dB)	Azimuth (Degs)	Height (cm)	Polarity
1	5.35001	64.11	Pk	34.5	-33.2	0	65.41	-	-	74	-8.59	341	382	V
3	5.35001	48.15	RMS	34.5	-33.2	.65	50.1	54	-3.9	-	-	341	382	V
2	5.35092	67.22	Pk	34.5	-33.2	0	68.52	-	-	74	-5.48	341	382	V
4	5.35125	49.38	RMS	34.5	-33.2	.65	51.33	54	-2.67	-	-	341	382	V

Pk - Peak detector
RMS - RMS detection

UL VERIFICATION SERVICES INC.
47173 Benicia Street, Fremont, CA 94538; USA TEL:(510) 319-4000 FAX:(510) 661-0888
This report shall not be reproduced except in full, without the written approval of UL Verification Services Inc.

2TX ANTENNA 6 + ANTENNA 5 CDD MODE

BANDEDGE (HIGH CHANNEL)

HORIZONTAL RESULT

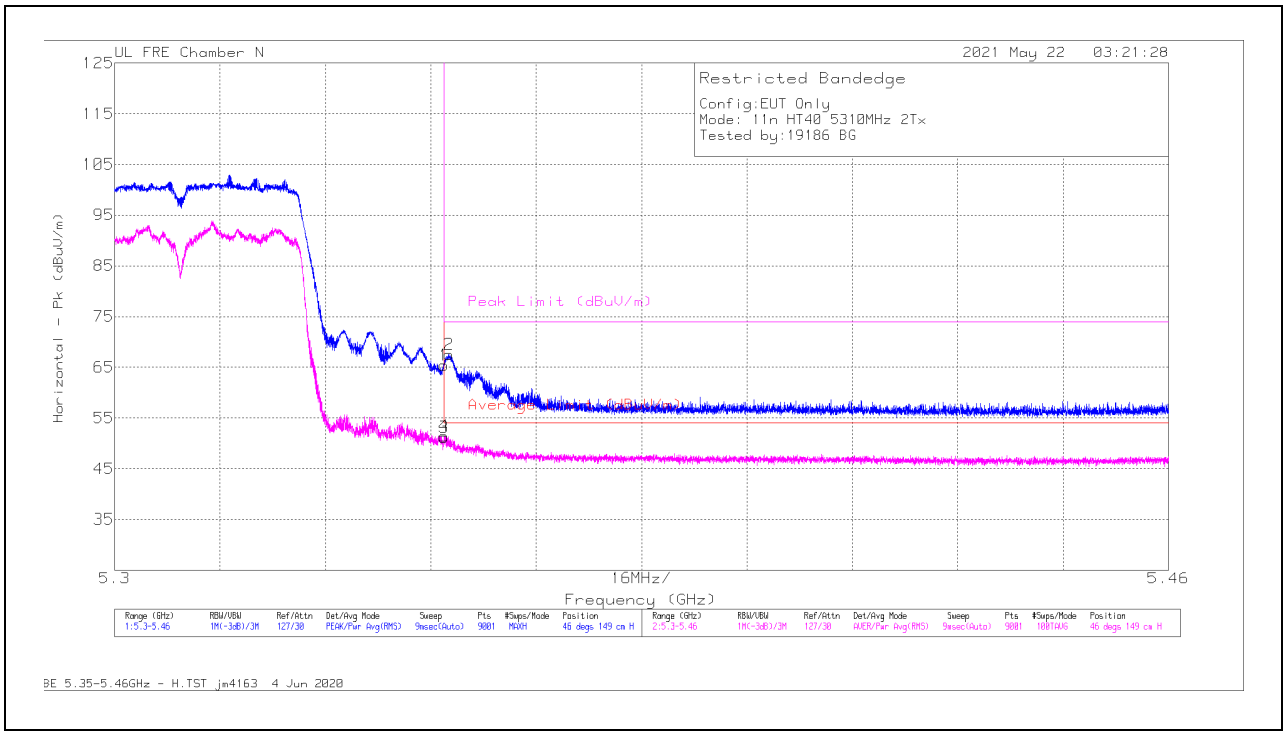

Marker	Frequency (GHz)	Meter Reading (dBuV)	Det	AF PRE0213971 (dB/m)	Amp/Cbl/Fltr/Pad (dB)	DC Corr (dB)	Corrected Reading (dBuV/m)	Average Limit (dBuV/m)	Margin (dB)	Peak Limit (dBuV/m)	PK Margin (dB)	Azimuth (Degs)	Height (cm)	Polarity
1	5.35001	64.12	Pk	34.5	-33.2	0	65.42	-	-	74	-8.58	46	149	H
3	5.35001	48.95	RMS	34.5	-33.2	.94	51.19	54	-2.81	-	-	46	149	H
4	5.35003	49.25	RMS	34.5	-33.2	.94	51.49	54	-2.51	-	-	46	149	H
2	5.35072	66.23	Pk	34.5	-33.2	0	67.53	-	-	74	-6.47	46	149	H

Pk - Peak detector
RMS - RMS detection

UL VERIFICATION SERVICES INC.
47173 Benicia Street, Fremont, CA 94538; USA TEL:(510) 319-4000 FAX:(510) 661-0888
This report shall not be reproduced except in full, without the written approval of UL Verification Services Inc.

VERTICAL RESULT

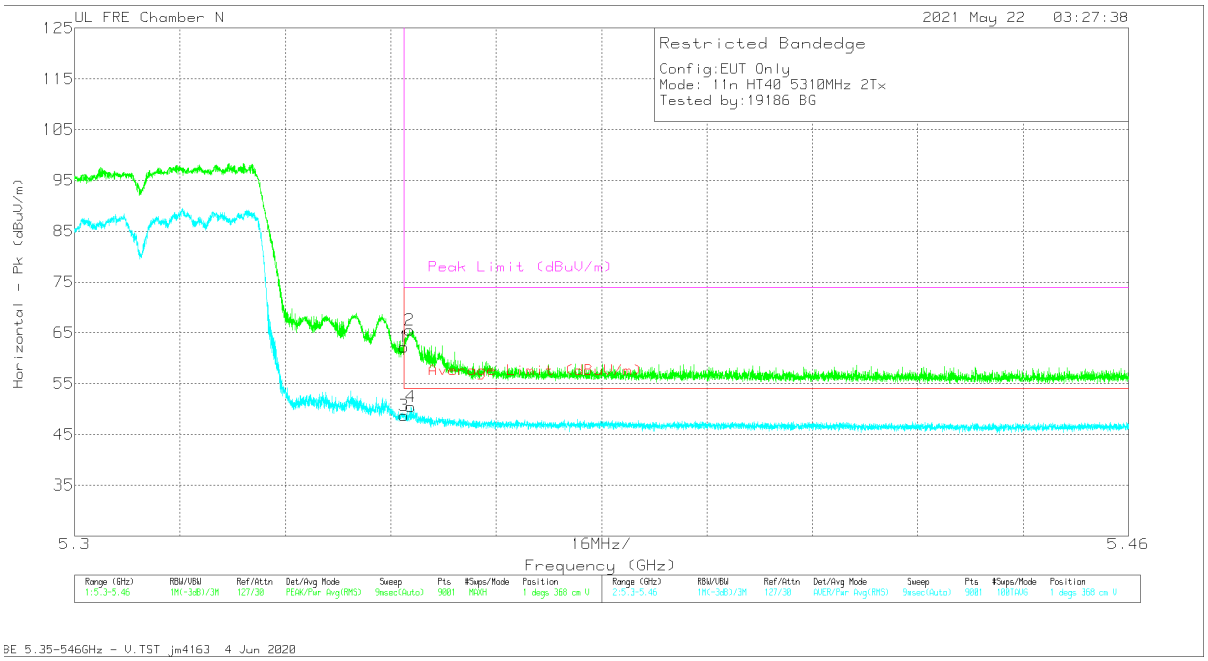

Marker	Frequency (GHz)	Meter Reading (dBuV)	Det	AF PRE0213971 (dB/m)	Amp/Cbl/Fltr/Pad (dB)	DC Corr (dB)	Corrected Reading (dBuV/m)	Average Limit (dBuV/m)	Margin (dB)	Peak Limit (dBuV/m)	PK Margin (dB)	Azimuth (Degs)	Height (cm)	Polarity
1	5.35001	60.92	Pk	34.5	-33.2	0	62.22	-	-	74	-11.78	1	368	V
3	5.35001	46.48	RMS	34.5	-33.2	.94	48.72	54	-5.28	-	-	1	368	V
2	5.35088	64.19	Pk	34.5	-33.2	0	65.49	-	-	74	-8.51	1	368	V
4	5.35104	48.21	RMS	34.5	-33.2	.94	50.45	54	-3.55	-	-	1	368	V

Pk - Peak detector
RMS - RMS detection

UL VERIFICATION SERVICES INC.
47173 Benicia Street, Fremont, CA 94538; USA TEL:(510) 319-4000 FAX:(510) 661-0888
This report shall not be reproduced except in full, without the written approval of UL Verification Services Inc.

1.1.9. TX ABOVE 1 GHz 802.11ac VHT80 MODE IN THE 5.3 GHz BAND

1TX ANTENNA 6

BANDEDGE (MID CHANNEL)

HORIZONTAL RESULT

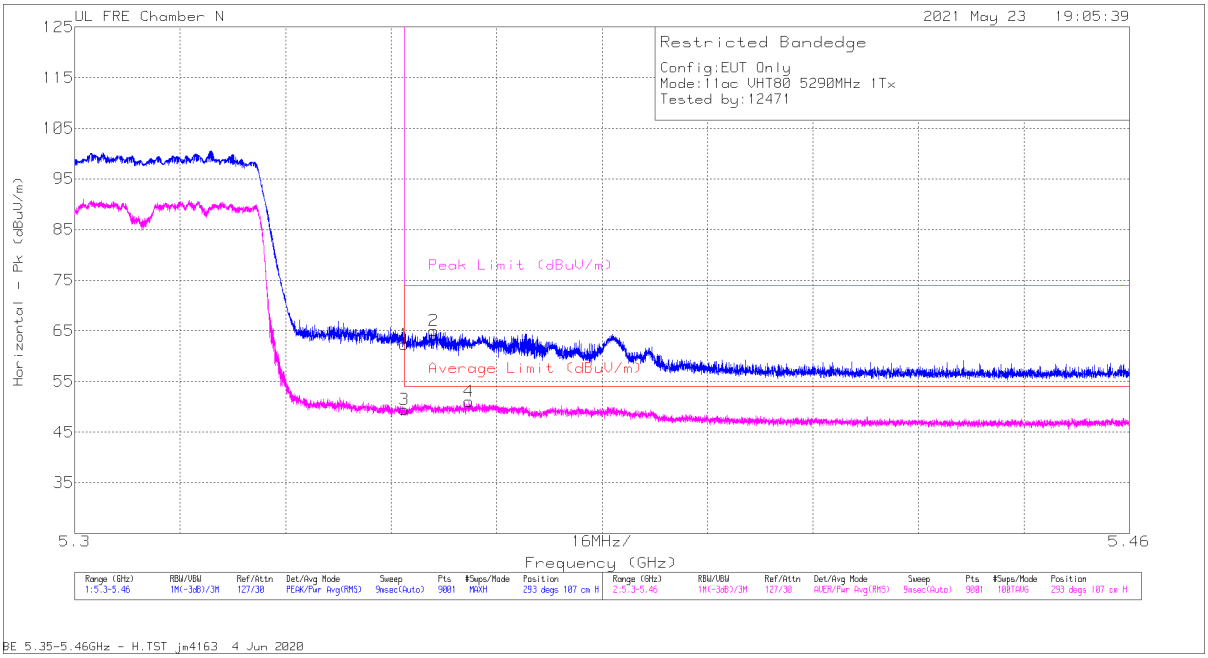

Marker	Frequency (GHz)	Meter Reading (dBuV)	Det	AF PRE0213971 (dB/m)	Amp/Cbl/Fltr/Pad (dB)	DC Corr (dB)	Corrected Reading (dBuV/m)	Average Limit (dBuV/m)	Margin (dB)	Peak Limit (dBuV/m)	PK Margin (dB)	Azimuth (Degs)	Height (cm)	Polarity
1	5.35001	61.02	Pk	34.5	-33.2	0	62.32	-	-	74	-11.68	293	107	H
3	5.35001	47.06	RMS	34.5	-33.2	1.14	49.5	54	-4.5	-	-	293	107	H
2	5.35449	63.76	Pk	34.5	-33.2	0	65.06	-	-	74	-8.94	293	107	H
4	5.35977	48.59	RMS	34.5	-33.2	1.14	51.03	54	-2.97	-	-	293	107	H

Pk - Peak detector
RMS - RMS detection

UL VERIFICATION SERVICES INC.
47173 Benicia Street, Fremont, CA 94538; USA TEL:(510) 319-4000 FAX:(510) 661-0888
This report shall not be reproduced except in full, without the written approval of UL Verification Services Inc.

VERTICAL RESULT

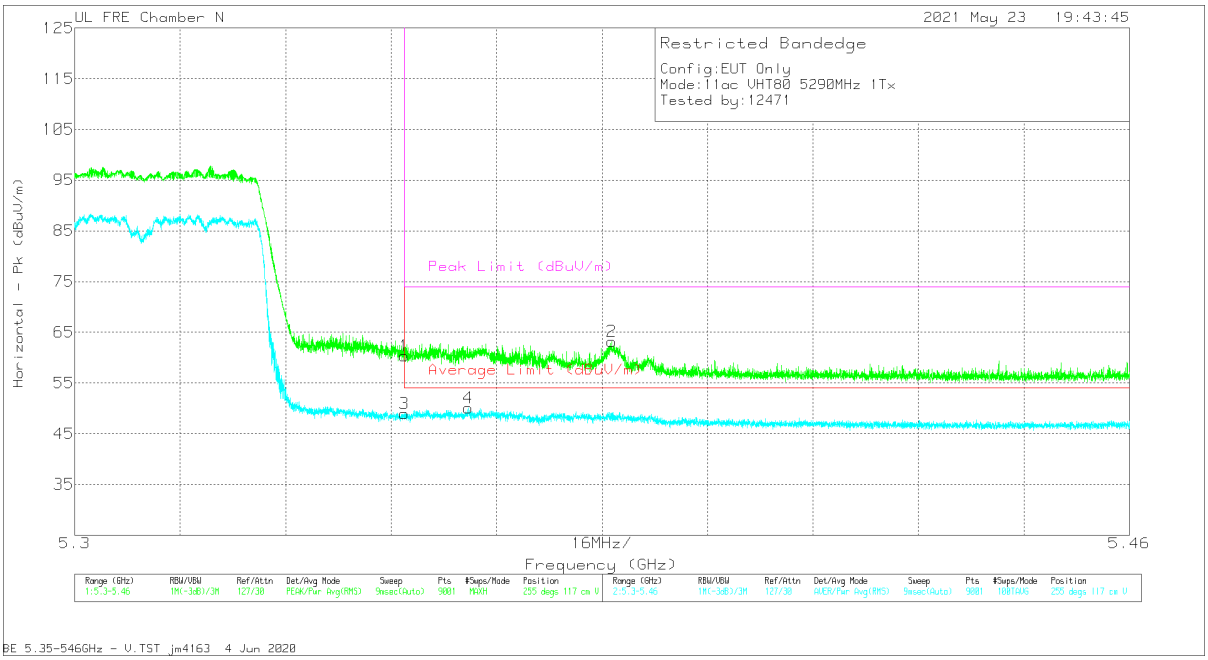

Marker	Frequency (GHz)	Meter Reading (dBuV)	Det	AF PRE0213971 (dB/m)	Amp/Cbl/Fltr/Pad (dB)	DC Corr (dB)	Corrected Reading (dBuV/m)	Average Limit (dBuV/m)	Margin (dB)	Peak Limit (dBuV/m)	PK Margin (dB)	Azimuth (Degs)	Height (cm)	Polarity
1	5.35001	58.99	Pk	34.5	-33.2	0	60.29	-	-	74	-13.71	255	117	V
3	5.35001	46.51	RMS	34.5	-33.2	1.14	48.95	54	-5.05	-	-	255	117	V
4	5.35968	47.61	RMS	34.5	-33.2	1.14	50.05	54	-3.95	-	-	255	117	V
2	5.38144	61.56	Pk	34.6	-33	0	63.16	-	-	74	-10.84	255	117	V

Pk - Peak detector
RMS - RMS detection

UL VERIFICATION SERVICES INC.
47173 Benicia Street, Fremont, CA 94538; USA TEL:(510) 319-4000 FAX:(510) 661-0888
This report shall not be reproduced except in full, without the written approval of UL Verification Services Inc.

1TX ANTENNA 5

BANDEDGE (MID CHANNEL)

HORIZONTAL RESULT

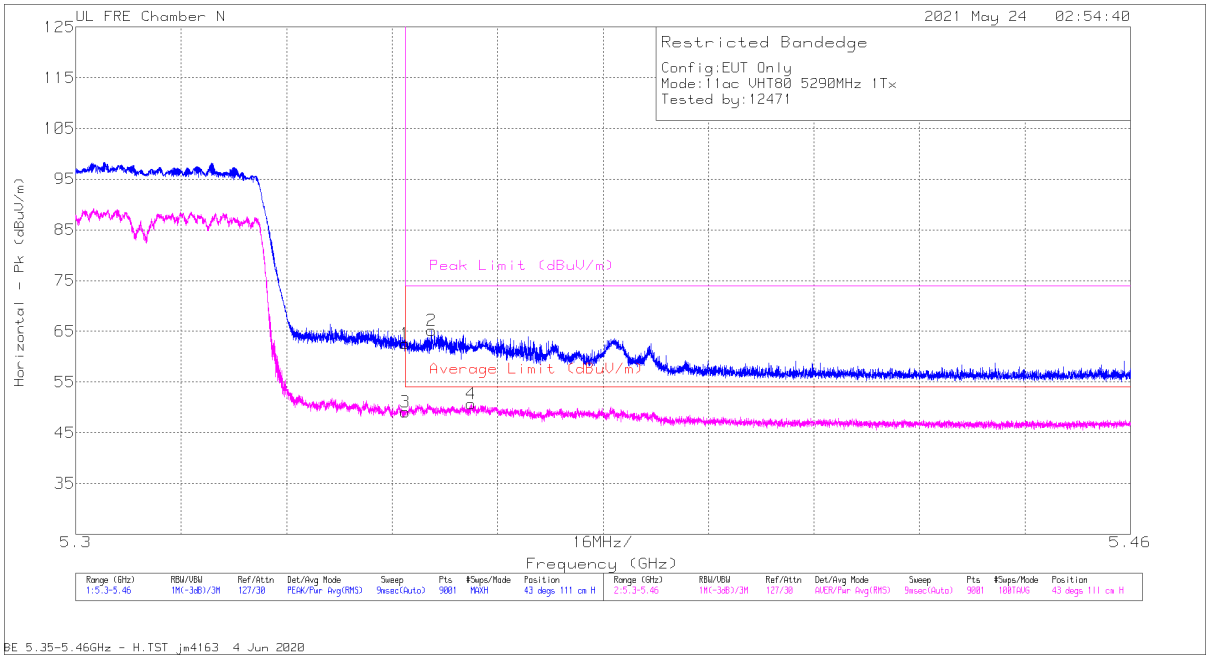

Marker	Frequency (GHz)	Meter Reading (dBuV)	Det	AF PRE0213971 (dB/m)	Amp/Cbl/Fltr/Pad (dB)	DC Corr (dB)	Corrected Reading (dBuV/m)	Average Limit (dBuV/m)	Margin (dB)	Peak Limit (dBuV/m)	PK Margin (dB)	Azimuth (Degs)	Height (cm)	Polarity
1	5.35001	61.29	Pk	34.5	-33.2	0	62.59	-	-	74	-11.41	43	111	H
3	5.35001	46.71	RMS	34.5	-33.2	1.14	49.15	54	-4.85	-	-	43	111	H
2	5.35399	63.92	Pk	34.5	-33.2	0	65.22	-	-	74	-8.78	43	111	H
4	5.35998	48.31	RMS	34.5	-33.2	1.14	50.75	54	-3.25	-	-	43	111	H

Pk - Peak detector
RMS - RMS detection

UL VERIFICATION SERVICES INC.
47173 Benicia Street, Fremont, CA 94538; USA TEL:(510) 319-4000 FAX:(510) 661-0888
This report shall not be reproduced except in full, without the written approval of UL Verification Services Inc.

VERTICAL RESULT

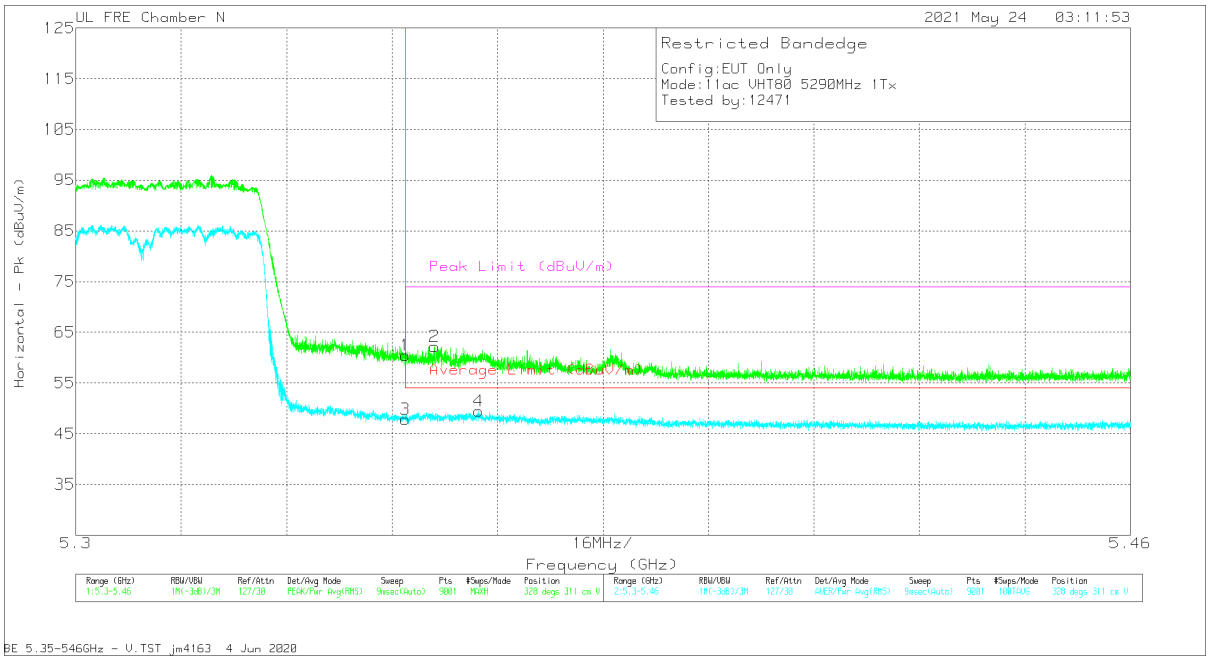

Marker	Frequency (GHz)	Meter Reading (dBuV)	Det	AF PRE0213971 (dB/m)	Amp/Cbl/Fltr/Pad (dB)	DC Corr (dB)	Corrected Reading (dBuV/m)	Average Limit (dBuV/m)	Margin (dB)	Peak Limit (dBuV/m)	PK Margin (dB)	Azimuth (Degs)	Height (cm)	Polarity
1	5.35001	59.13	Pk	34.5	-33.2	0	60.43	-	-	74	-13.57	328	311	V
3	5.35001	45.4	RMS	34.5	-33.2	1.14	47.84	54	-6.16	-	-	328	311	V
2	5.35442	60.87	Pk	34.5	-33.2	0	62.17	-	-	74	-11.83	328	311	V
4	5.36109	46.98	RMS	34.5	-33.1	1.14	49.52	54	-4.48	-	-	328	311	V

Pk - Peak detector
RMS - RMS detection

UL VERIFICATION SERVICES INC.
47173 Benicia Street, Fremont, CA 94538; USA TEL:(510) 319-4000 FAX:(510) 661-0888
This report shall not be reproduced except in full, without the written approval of UL Verification Services Inc.

2TX ANTENNA 6 + ANTENNA 5 CDD MODE

BANDEDGE (MID CHANNEL)

HORIZONTAL RESULT

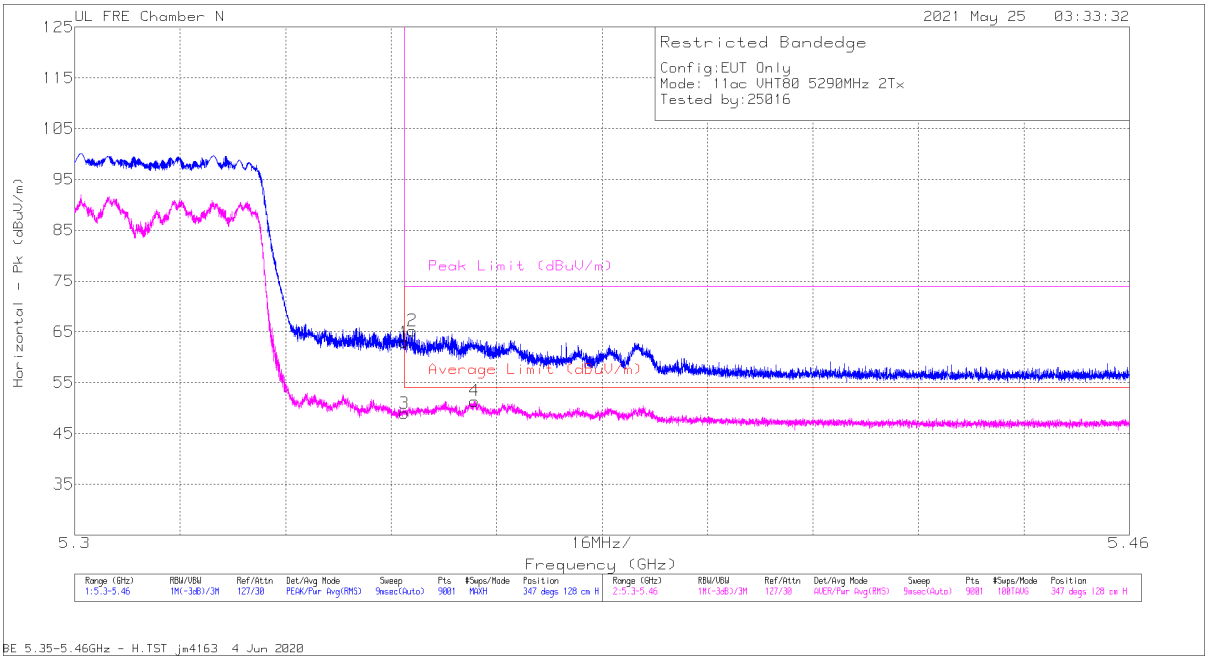

Marker	Frequency (GHz)	Meter Reading (dBuV)	Det	AF PRE0213971 (dB/m)	Amp/Cbl/Fltr/Pad (dB)	DC Corr (dB)	Corrected Reading (dBuV/m)	Average Limit (dBuV/m)	Margin (dB)	Peak Limit (dBuV/m)	PK Margin (dB)	Azimuth (Degs)	Height (cm)	Polarity
1	5.35001	61.69	Pk	34.5	-33.2	0	62.99	-	-	74	-11.01	347	128	H
3	5.35001	46.29	RMS	34.5	-33.2	1.33	48.92	54	-5.08	-	-	347	128	H
2	5.35124	63.93	Pk	34.5	-33.2	0	65.23	-	-	74	-8.77	347	128	H
4	5.36062	48.75	RMS	34.5	-33.2	1.33	51.38	54	-2.62	-	-	347	128	H

Pk - Peak detector
RMS - RMS detection

UL VERIFICATION SERVICES INC.
47173 Benicia Street, Fremont, CA 94538; USA TEL:(510) 319-4000 FAX:(510) 661-0888
This report shall not be reproduced except in full, without the written approval of UL Verification Services Inc.

VERTICAL RESULT

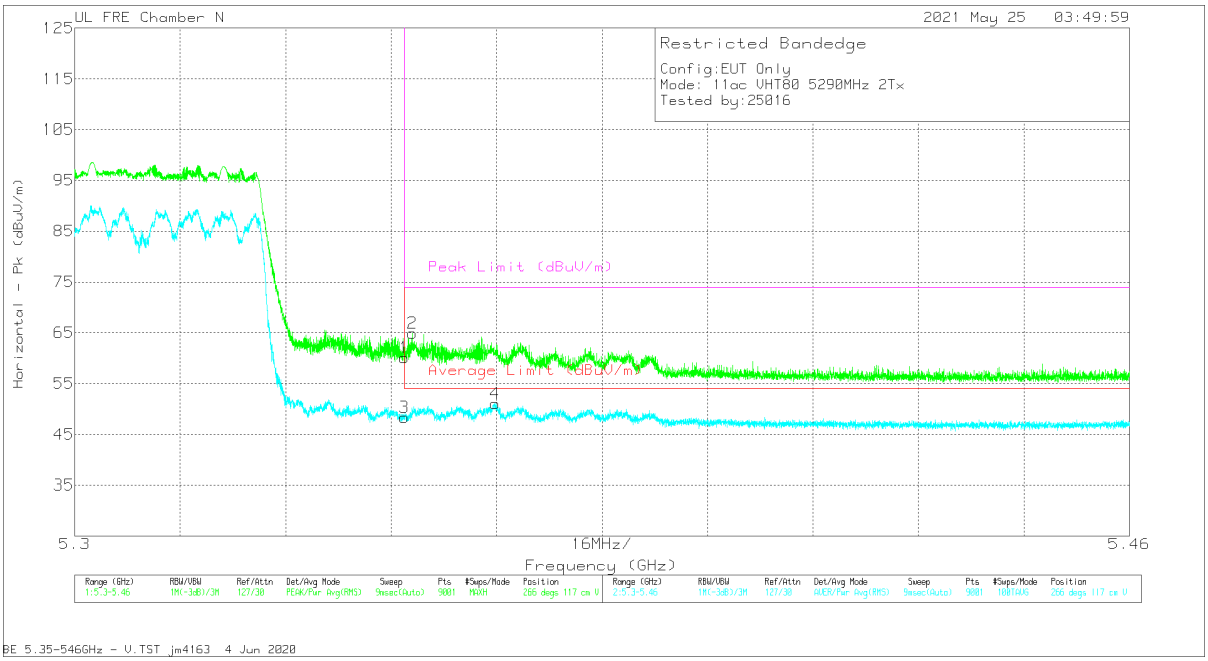

Marker	Frequency (GHz)	Meter Reading (dBuV)	Det	AF PRE0213971 (dB/m)	Amp/Cbl/Fltr/Pad (dB)	DC Corr (dB)	Corrected Reading (dBuV/m)	Average Limit (dBuV/m)	Margin (dB)	Peak Limit (dBuV/m)	PK Margin (dB)	Azimuth (Degs)	Height (cm)	Polarity
1	5.35001	58.77	Pk	34.5	-33.2	0	60.07	-	-	74	-13.93	266	117	V
3	5.35001	45.69	RMS	34.5	-33.2	1.33	48.32	54	-5.68	-	-	266	117	V
2	5.35124	63.66	Pk	34.5	-33.2	0	64.96	-	-	74	-9.04	266	117	V
4	5.36375	48.33	RMS	34.5	-33.1	1.33	51.06	54	-2.94	-	-	266	117	V

Pk - Peak detector
RMS - RMS detection

UL VERIFICATION SERVICES INC.
47173 Benicia Street, Fremont, CA 94538; USA TEL:(510) 319-4000 FAX:(510) 661-0888
This report shall not be reproduced except in full, without the written approval of UL Verification Services Inc.

1.1.10. TX ABOVE 1 GHz 802.11ax HE20 MODE IN THE 5.3 GHz BAND

1TX ANTENNA 6 – 242-Tone, RU Index 61

BANDEDGE (HIGH CHANNEL)

HORIZONTAL RESULT

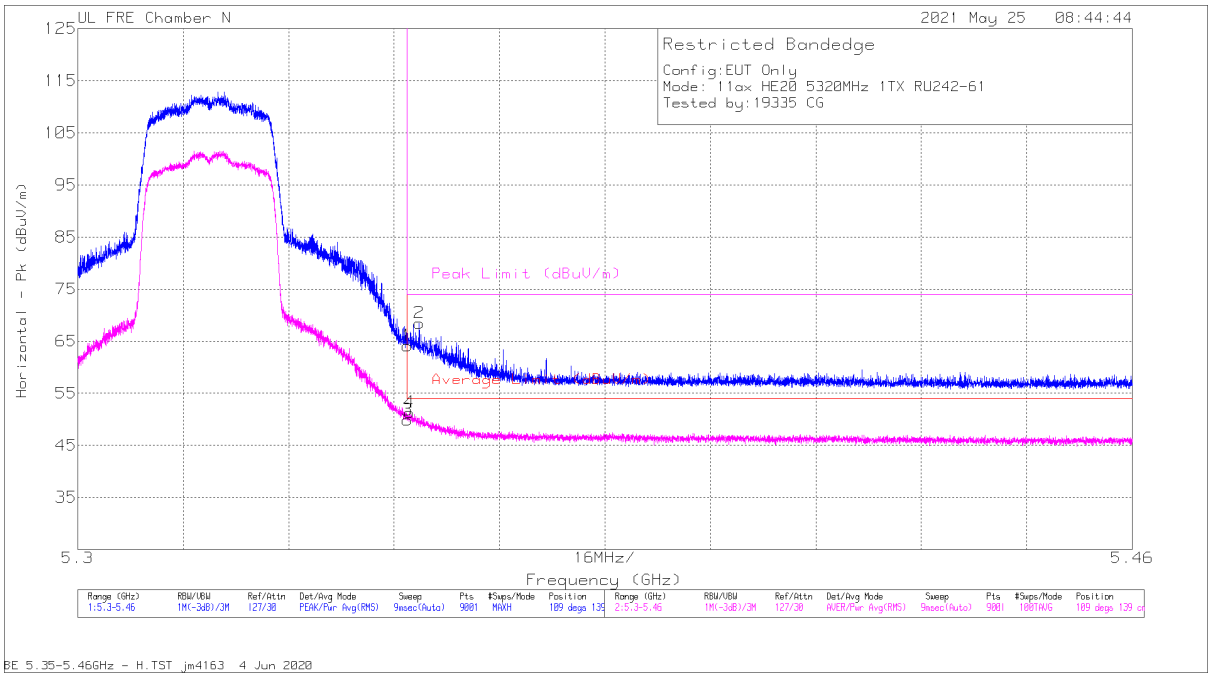

Marker	Frequency (GHz)	Meter Reading (dBuV)	Det	AF PRE0213971 (dB/m)	Amp/Cbl/Fltr/Pad (dB)	Corrected Reading (dBuV/m)	Average Limit (dBuV/m)	Margin (dB)	Peak Limit (dBuV/m)	PK Margin (dB)	Azimuth (Degs)	Height (cm)	Polarity
1	5.35001	62.84	Pk	34.5	-33.2	64.14	-	-	74	-9.86	109	139	H
3	5.35001	48.58	RMS	34.5	-33.2	49.88	54	-4.12	-	-	109	139	H
4	5.35037	50.02	RMS	34.5	-33.2	51.32	54	-2.68	-	-	109	139	H
2	5.35182	67.19	Pk	34.5	-33.2	68.49	-	-	74	-5.51	109	139	H

Pk - Peak detector
RMS - RMS detection

UL VERIFICATION SERVICES INC.
47173 Benicia Street, Fremont, CA 94538; USA TEL:(510) 319-4000 FAX:(510) 661-0888
This report shall not be reproduced except in full, without the written approval of UL Verification Services Inc.

VERTICAL RESULT

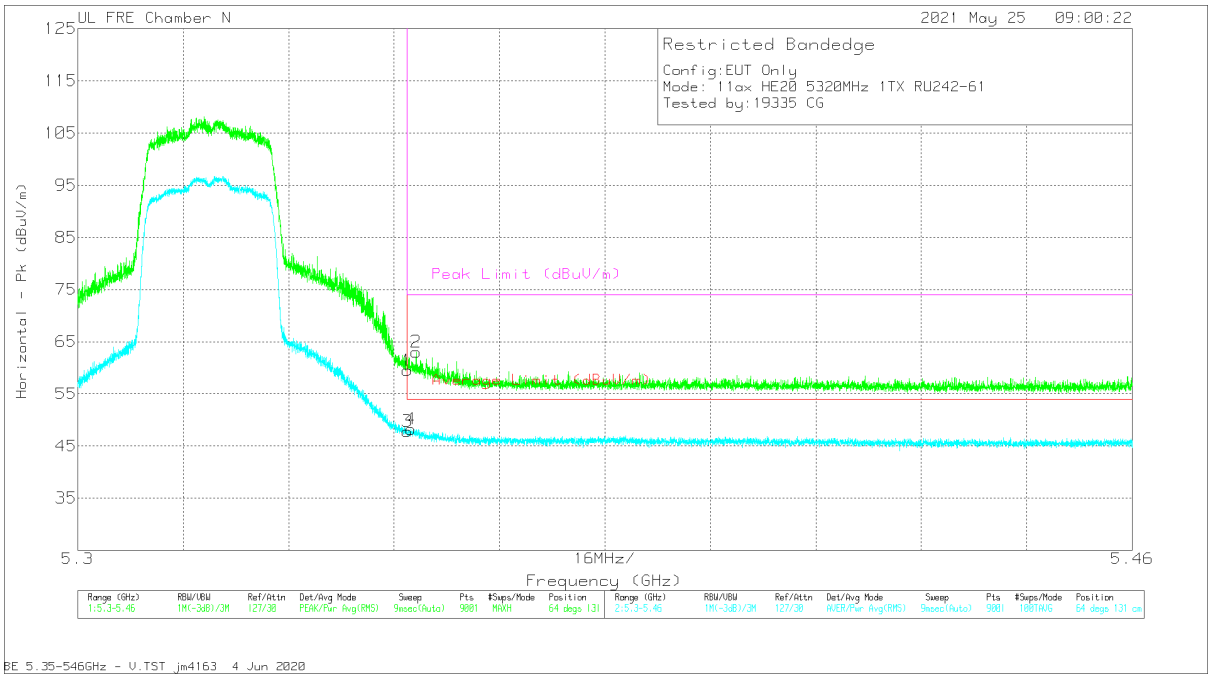

Marker	Frequency (GHz)	Meter Reading (dBuV)	Det	AF PRE0213971 (dB/m)	Amp/Cbl/Fltr/Pad (dB)	Corrected Reading (dBuV/m)	Average Limit (dBuV/m)	Margin (dB)	Peak Limit (dBuV/m)	PK Margin (dB)	Azimuth (Degs)	Height (cm)	Polarity
1	5.35001	58.19	Pk	34.5	-33.2	59.49	-	-	74	-14.51	64	131	V
3	5.35001	46.5	RMS	34.5	-33.2	47.8	54	-6.2	-	-	64	131	V
4	5.35056	46.95	RMS	34.5	-33.2	48.25	54	-5.75	-	-	64	131	V
2	5.35136	61.7	Pk	34.5	-33.2	63	-	-	74	-11	64	131	V

Pk - Peak detector
RMS - RMS detection

UL VERIFICATION SERVICES INC.
47173 Benicia Street, Fremont, CA 94538; USA TEL:(510) 319-4000 FAX:(510) 661-0888
This report shall not be reproduced except in full, without the written approval of UL Verification Services Inc.

1TX ANTENNA 6 – 26-Tone, RU Index 8

BANDEDGE (HIGH CHANNEL)

HORIZONTAL RESULT

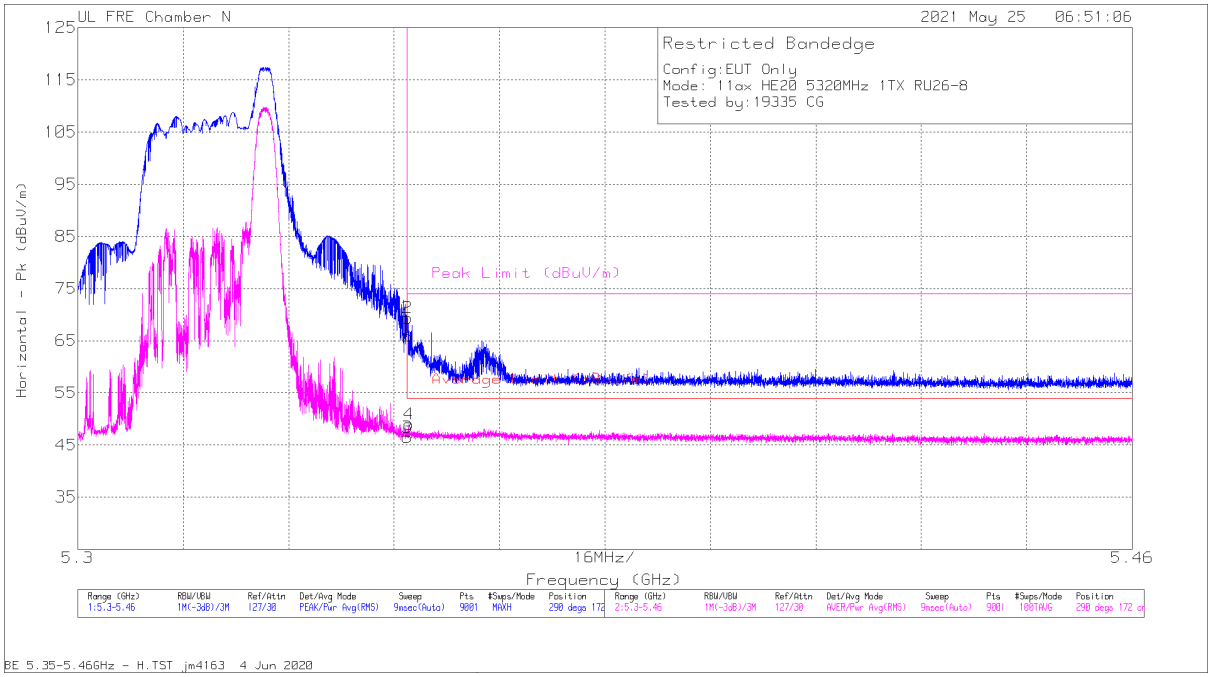

Marker	Frequency (GHz)	Meter Reading (dBuV)	Det	AF PRE0213971 (dB/m)	Amp/Cbl/Fltr/Pad (dB)	Corrected Reading (dBuV/m)	Average Limit (dBuV/m)	Margin (dB)	Peak Limit (dBuV/m)	PK Margin (dB)	Azimuth (Degs)	Height (cm)	Polarity
1	5.35001	64.58	Pk	34.5	-33.2	65.88	-	-	74	-8.12	290	172	H
3	5.35001	45.16	RMS	34.5	-33.2	46.46	54	-7.54	-	-	290	172	H
2	5.35005	68.07	Pk	34.5	-33.2	69.37	-	-	74	-4.63	290	172	H
4	5.35024	47.68	RMS	34.5	-33.2	48.98	54	-5.02	-	-	290	172	H

Pk - Peak detector
RMS - RMS detection

UL VERIFICATION SERVICES INC.
47173 Benicia Street, Fremont, CA 94538; USA TEL:(510) 319-4000 FAX:(510) 661-0888
This report shall not be reproduced except in full, without the written approval of UL Verification Services Inc.

VERTICAL RESULT

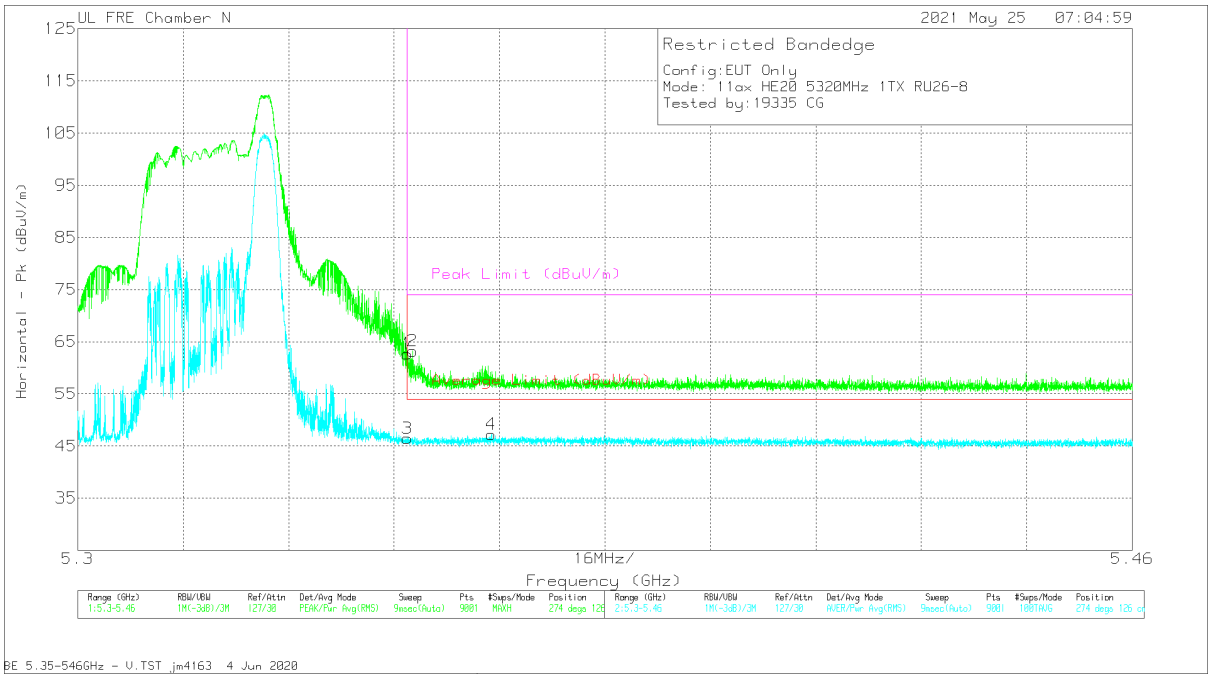

Marker	Frequency (GHz)	Meter Reading (dBuV)	Det	AF PRE0213971 (dB/m)	Amp/Cbl/Fltr/Pad (dB)	Corrected Reading (dBuV/m)	Average Limit (dBuV/m)	Margin (dB)	Peak Limit (dBuV/m)	PK Margin (dB)	Azimuth (Degs)	Height (cm)	Polarity
1	5.35001	61.35	Pk	34.5	-33.2	62.65	-	-	74	-11.35	274	126	V
3	5.35001	45.16	RMS	34.5	-33.2	46.46	54	-7.54	-	-	274	126	V
2	5.35085	61.9	Pk	34.5	-33.2	63.2	-	-	74	-10.8	274	126	V
4	5.36277	45.82	RMS	34.5	-33.1	47.22	54	-6.78	-	-	274	126	V

Pk - Peak detector
RMS - RMS detection

UL VERIFICATION SERVICES INC.
47173 Benicia Street, Fremont, CA 94538; USA TEL:(510) 319-4000 FAX:(510) 661-0888
This report shall not be reproduced except in full, without the written approval of UL Verification Services Inc.

1TX ANTENNA 5 – 242-Tone, RU Index 61

BANDEDGE (HIGH CHANNEL)

HORIZONTAL RESULT

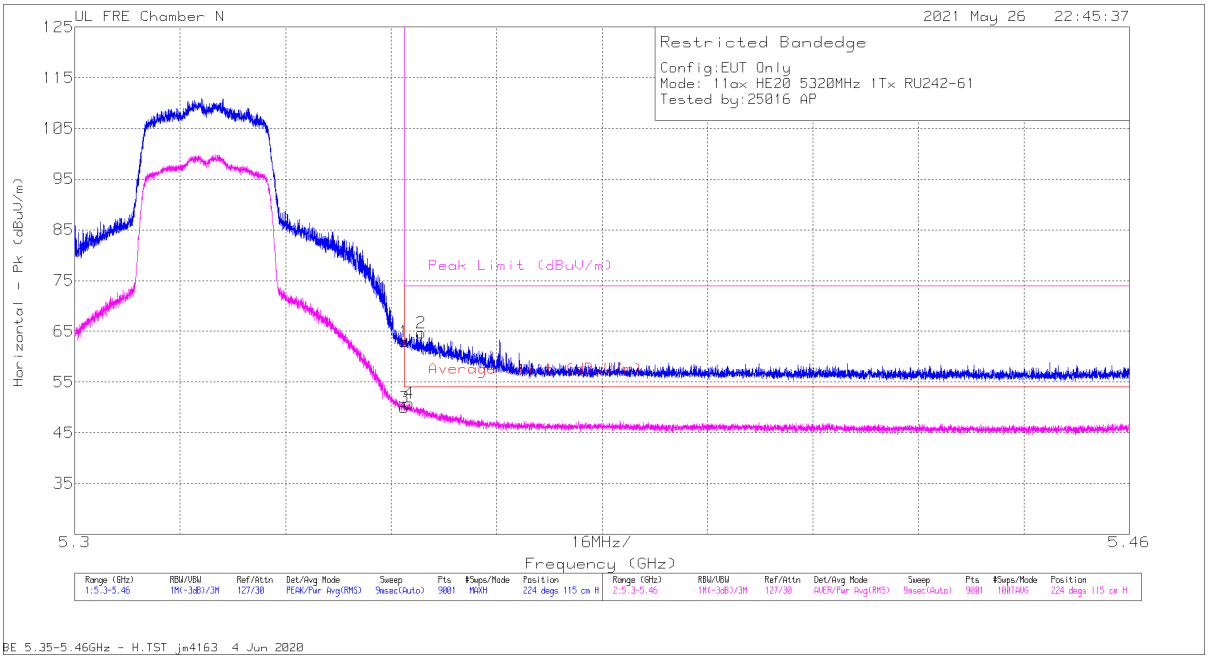

Marker	Frequency (GHz)	Meter Reading (dBuV)	Det	AF PRE0213971 (dB/m)	Amp/Cbl/Fltr/Pad (dB)	Corrected Reading (dBuV/m)	Average Limit (dBuV/m)	Margin (dB)	Peak Limit (dBuV/m)	PK Margin (dB)	Azimuth (Degs)	Height (cm)	Polarity
1	5.35001	61.64	Pk	34.5	-33.2	62.94	-	-	74	-11.06	224	115	H
3	5.35001	48.54	RMS	34.5	-33.2	49.84	54	-4.16	-	-	224	115	H
4	5.35074	49.43	RMS	34.5	-33.2	50.73	54	-3.27	-	-	224	115	H
2	5.35253	63.35	Pk	34.5	-33.2	64.65	-	-	74	-9.35	224	115	H

Pk - Peak detector
RMS - RMS detection

UL VERIFICATION SERVICES INC.
47173 Benicia Street, Fremont, CA 94538; USA TEL:(510) 319-4000 FAX:(510) 661-0888
This report shall not be reproduced except in full, without the written approval of UL Verification Services Inc.

VERTICAL RESULT

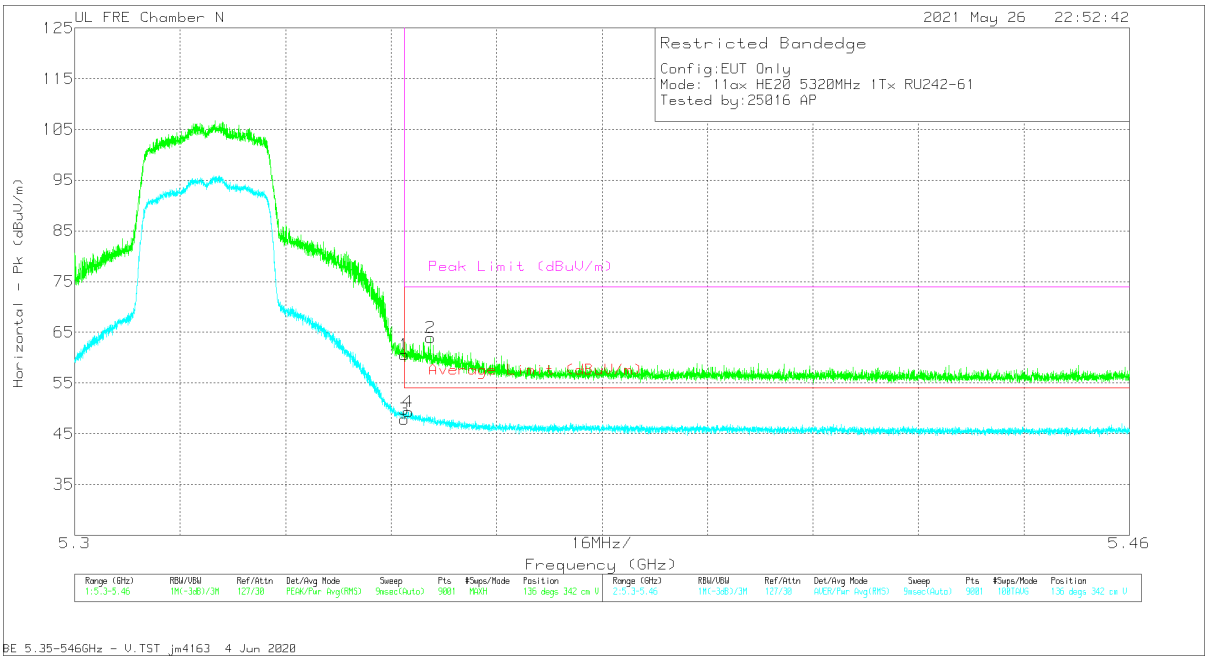

Marker	Frequency (GHz)	Meter Reading (dBuV)	Det	AF PRE0213971 (dB/m)	Amp/Cbl/Fltr/Pad (dB)	Corrected Reading (dBuV/m)	Average Limit (dBuV/m)	Margin (dB)	Peak Limit (dBuV/m)	PK Margin (dB)	Azimuth (Degs)	Height (cm)	Polarity
1	5.35001	59.34	Pk	34.5	-33.2	60.64	-	-	74	-13.36	136	342	V
3	5.35001	46.42	RMS	34.5	-33.2	47.72	54	-6.28	-	-	136	342	V
4	5.35061	47.89	RMS	34.5	-33.2	49.19	54	-4.81	-	-	136	342	V
2	5.35397	62.65	Pk	34.5	-33.2	63.95	-	-	74	-10.05	136	342	V

Pk - Peak detector
RMS - RMS detection

UL VERIFICATION SERVICES INC.
47173 Benicia Street, Fremont, CA 94538; USA TEL:(510) 319-4000 FAX:(510) 661-0888
This report shall not be reproduced except in full, without the written approval of UL Verification Services Inc.

1TX ANTENNA 5 – 26-Tone, RU Index 8

BANDEDGE (HIGH CHANNEL)

HORIZONTAL RESULT

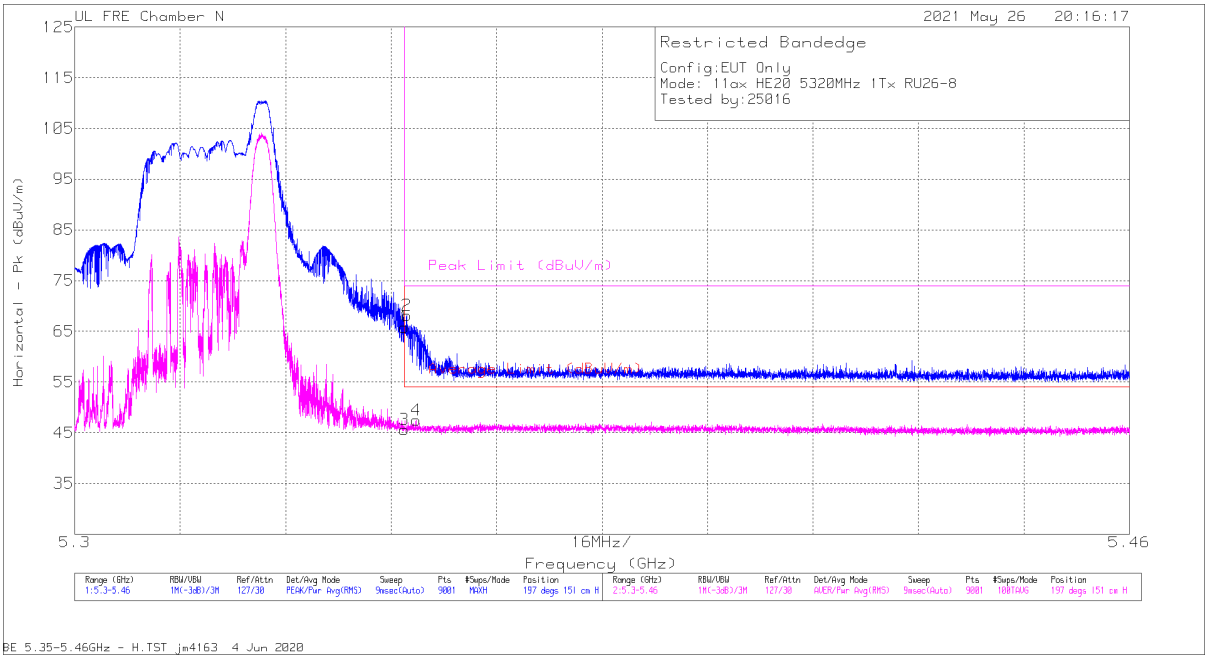

Marker	Frequency (GHz)	Meter Reading (dBuV)	Det	AF PRE0213971 (dB/m)	Amp/Cbl/Fltr/Pad (dB)	Corrected Reading (dBuV/m)	Average Limit (dBuV/m)	Margin (dB)	Peak Limit (dBuV/m)	PK Margin (dB)	Azimuth (Degs)	Height (cm)	Polarity
1	5.35001	64.55	Pk	34.5	-33.2	65.85	-	-	74	-8.15	197	151	H
3	5.35001	44.38	RMS	34.5	-33.2	45.68	54	-8.32	-	-	197	151	H
2	5.35035	66.81	Pk	34.5	-33.2	68.11	-	-	74	-5.89	197	151	H
4	5.35177	46.14	RMS	34.5	-33.2	47.44	54	-6.56	-	-	197	151	H

Pk - Peak detector
RMS - RMS detection

UL VERIFICATION SERVICES INC.
47173 Benicia Street, Fremont, CA 94538; USA TEL:(510) 319-4000 FAX:(510) 661-0888
This report shall not be reproduced except in full, without the written approval of UL Verification Services Inc.

VERTICAL RESULT

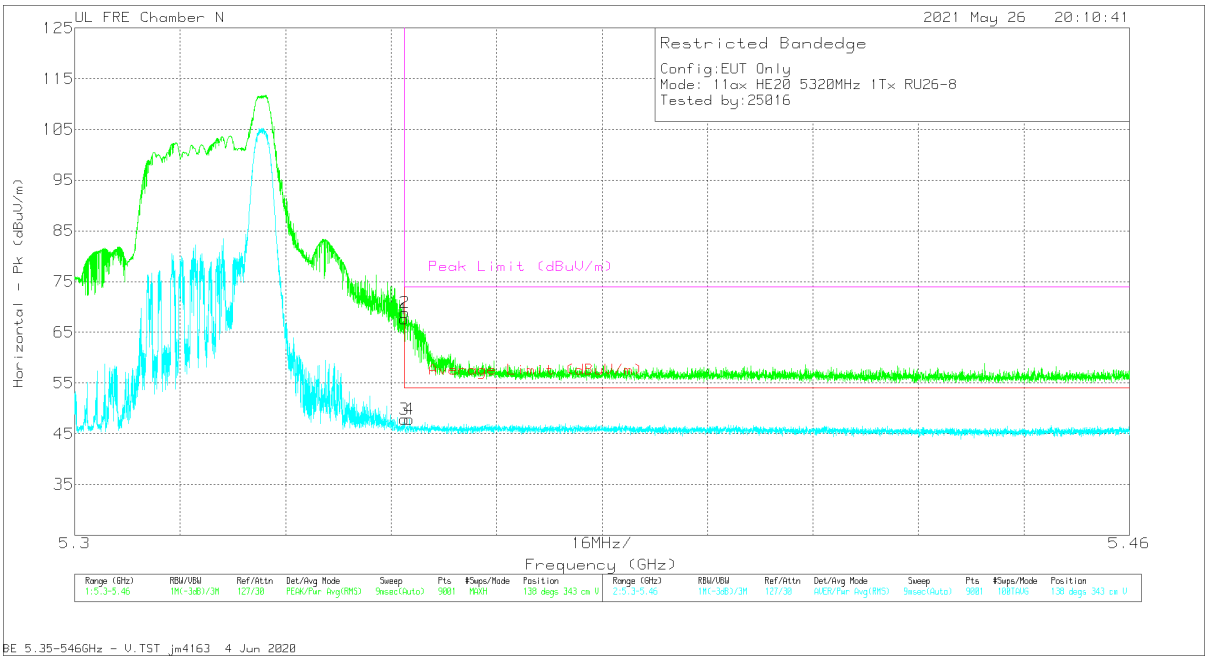

Marker	Frequency (GHz)	Meter Reading (dBuV)	Det	AF PRE0213971 (dB/m)	Amp/Cbl/Fltr/Pad (dB)	Corrected Reading (dBuV/m)	Average Limit (dBuV/m)	Margin (dB)	Peak Limit (dBuV/m)	PK Margin (dB)	Azimuth (Degs)	Height (cm)	Polarity
1	5.35001	66.34	Pk	34.5	-33.2	67.64	-	-	74	-6.36	138	343	V
3	5.35001	46.52	RMS	34.5	-33.2	47.82	54	-6.18	-	-	138	343	V
2	5.35013	67.53	Pk	34.5	-33.2	68.83	-	-	74	-5.17	138	343	V
4	5.35077	46.53	RMS	34.5	-33.2	47.83	54	-6.17	-	-	138	343	V

Pk - Peak detector
RMS - RMS detection

UL VERIFICATION SERVICES INC.
47173 Benicia Street, Fremont, CA 94538; USA TEL:(510) 319-4000 FAX:(510) 661-0888
This report shall not be reproduced except in full, without the written approval of UL Verification Services Inc.

2TX ANTENNA 6 + ANTENNA 5 OFDMA MODE – 242-Tone, RU Index 61

BANDEDGE (HIGH CHANNEL)

HORIZONTAL RESULT

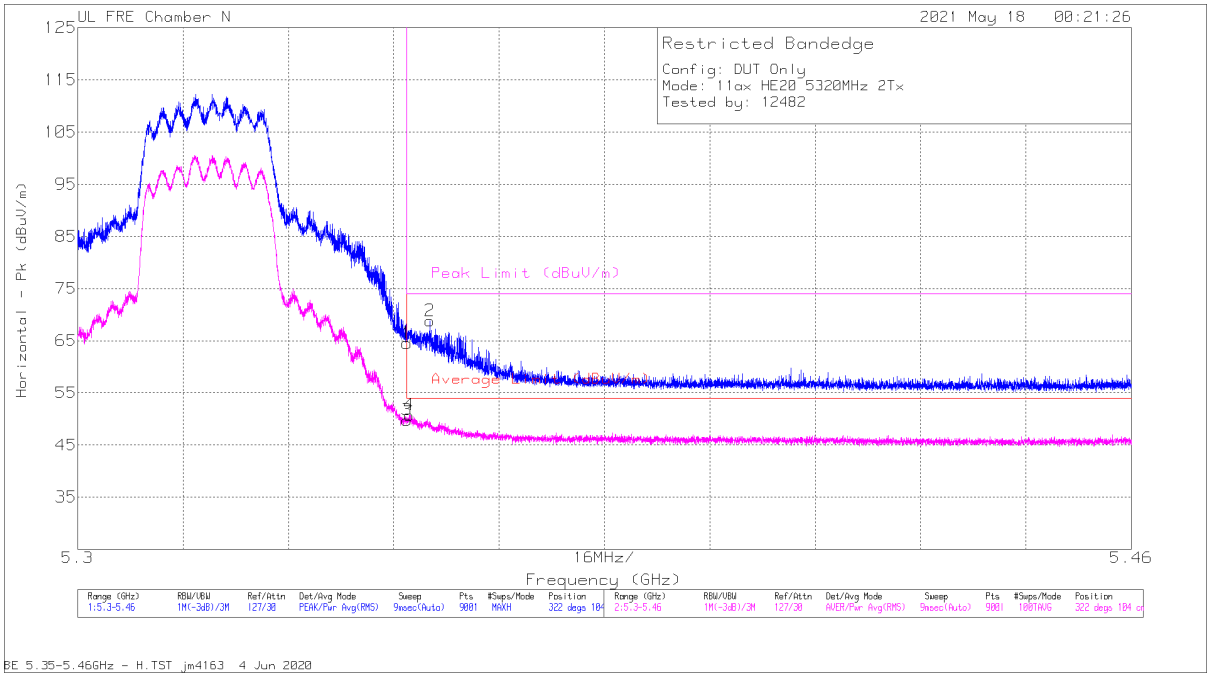

Marker	Frequency (GHz)	Meter Reading (dBuV)	Det	AF PRE0213971 (dB/m)	Amp/Cbl/Fltr/Pad (dB)	Corrected Reading (dBuV/m)	Average Limit (dBuV/m)	Margin (dB)	Peak Limit (dBuV/m)	PK Margin (dB)	Azimuth (Degs)	Height (cm)	Polarity
1	5.35001	63.23	Pk	34.5	-33.2	64.53	-	-	74	-9.47	322	104	H
3	5.35001	48.48	RMS	34.5	-33.2	49.78	54	-4.22	-	-	322	104	H
4	5.35038	49.46	RMS	34.5	-33.2	50.76	54	-3.24	-	-	322	104	H
2	5.35349	67.49	Pk	34.5	-33.2	68.79	-	-	74	-5.21	322	104	H

Pk - Peak detector
RMS - RMS detection

UL VERIFICATION SERVICES INC.
47173 Benicia Street, Fremont, CA 94538; USA TEL:(510) 319-4000 FAX:(510) 661-0888
This report shall not be reproduced except in full, without the written approval of UL Verification Services Inc.

VERTICAL RESULT

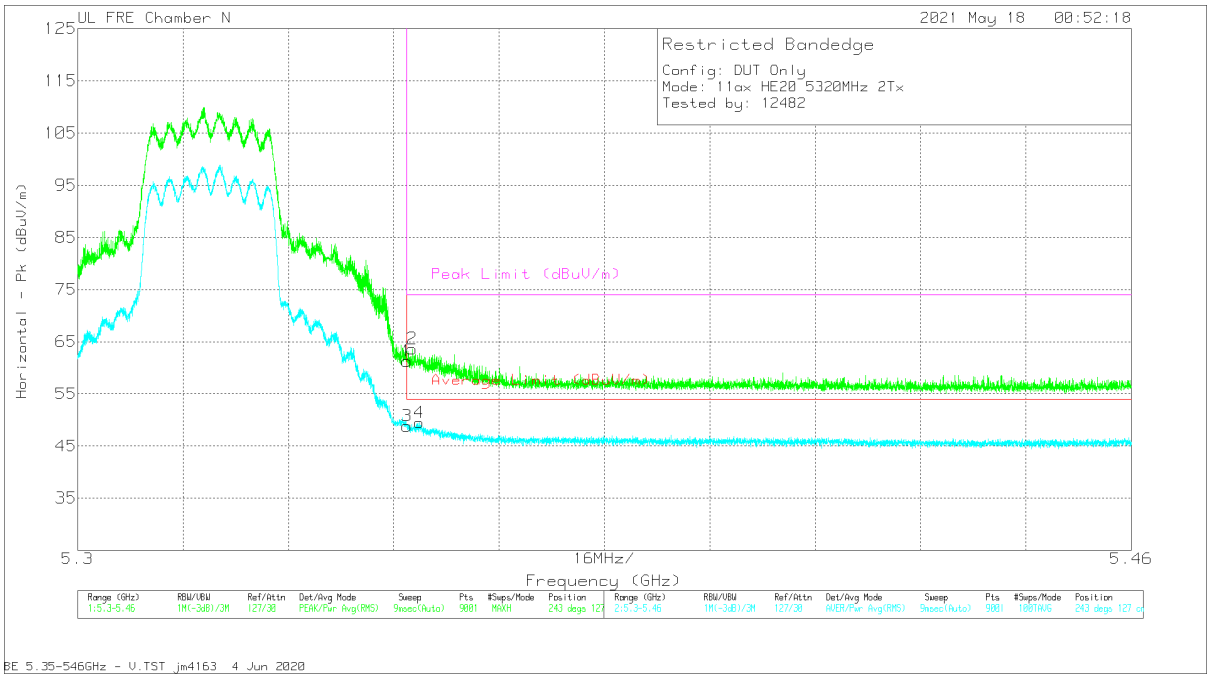

Marker	Frequency (GHz)	Meter Reading (dBuV)	Det	AF PRE0213971 (dB/m)	Amp/Cbl/Fltr/Pad (dB)	Corrected Reading (dBuV/m)	Average Limit (dBuV/m)	Margin (dB)	Peak Limit (dBuV/m)	PK Margin (dB)	Azimuth (Degs)	Height (cm)	Polarity
1	5.35001	59.97	Pk	34.5	-33.2	61.27	-	-	74	-12.73	243	127	V
3	5.35001	47.54	RMS	34.5	-33.2	48.84	54	-5.16	-	-	243	127	V
2	5.35079	62.33	Pk	34.5	-33.2	63.63	-	-	74	-10.37	243	127	V
4	5.35188	48.17	RMS	34.5	-33.2	49.47	54	-4.53	-	-	243	127	V

Pk - Peak detector
RMS - RMS detection

UL VERIFICATION SERVICES INC.
47173 Benicia Street, Fremont, CA 94538; USA TEL:(510) 319-4000 FAX:(510) 661-0888
This report shall not be reproduced except in full, without the written approval of UL Verification Services Inc.

HARMONICS AND SPURIOUS EMISSIONS

LOW CHANNEL RESULTS

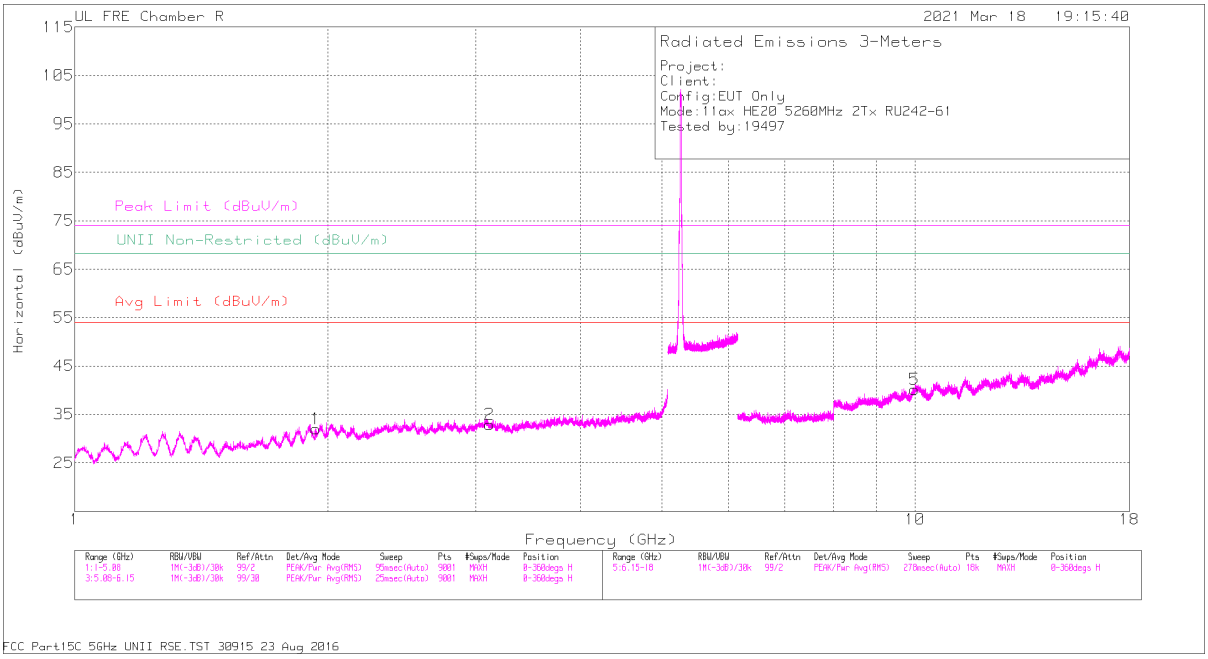

HORIZONTAL

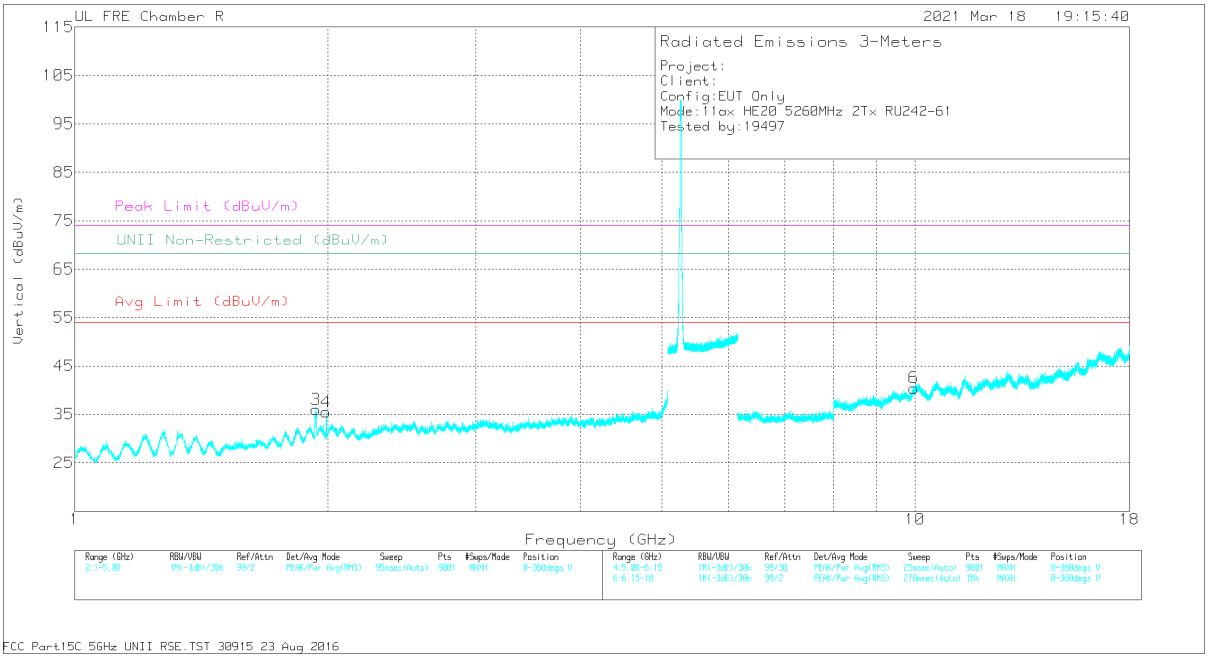

VERTICAL

UL VERIFICATION SERVICES INC.
47173 Benicia Street, Fremont, CA 94538; USA TEL:(510) 319-4000 FAX:(510) 661-0888

This report shall not be reproduced except in full, without the written approval of UL Verification Services Inc.

RADIATED EMISSIONS

Marker	Frequency (GHz)	Meter Reading (dBuV)	Det	AF PRE0213973 (dB/m)	Amp/Cbl/Fltr/Pad (dB)	Corrected Reading (dBuV/m)	Avg Limit (dBuV/m)	Margin (dB)	Peak Limit (dBuV/m)	PK Margin (dB)	UNII Non-Restricted (dBuV/m)	PK Margin (dB)	Azimuth (Degs)	Height (cm)	Polarity
3	1.93681	61.79	PK-U	31	-45.4	47.39	-	-	-	-	68.2	-20.81	310	398	V
1	1.93806	56.51	PK-U	31	-45.4	42.11	-	-	-	-	68.2	-26.09	0	100	H
4	1.9925	57.92	PK-U	31.4	-45.4	43.92	-	-	-	-	68.2	-24.28	243	371	V
2	3.11604	52.03	PK-U	33	-42	43.03	-	-	-	-	68.2	-25.17	0	100	H
6	9.96997	48.85	PK-U	37.3	-36.1	50.05	-	-	-	-	68.2	-18.15	243	371	V
5	9.98977	49.46	PK-U	37.3	-36	50.76	-	-	-	-	68.2	-17.44	243	371	H

* - indicates frequency in CFR47 Pt 15 / IC RSS-Restricted Band
PK-U - U-NII: Maximum Peak
ADR - U-NII AD primary method, RMS average

UL VERIFICATION SERVICES INC.
47173 Benicia Street, Fremont, CA 94538; USA TEL:(510) 319-4000 FAX:(510) 661-0888
This report shall not be reproduced except in full, without the written approval of UL Verification Services Inc.

MID CHANNEL RESULTS

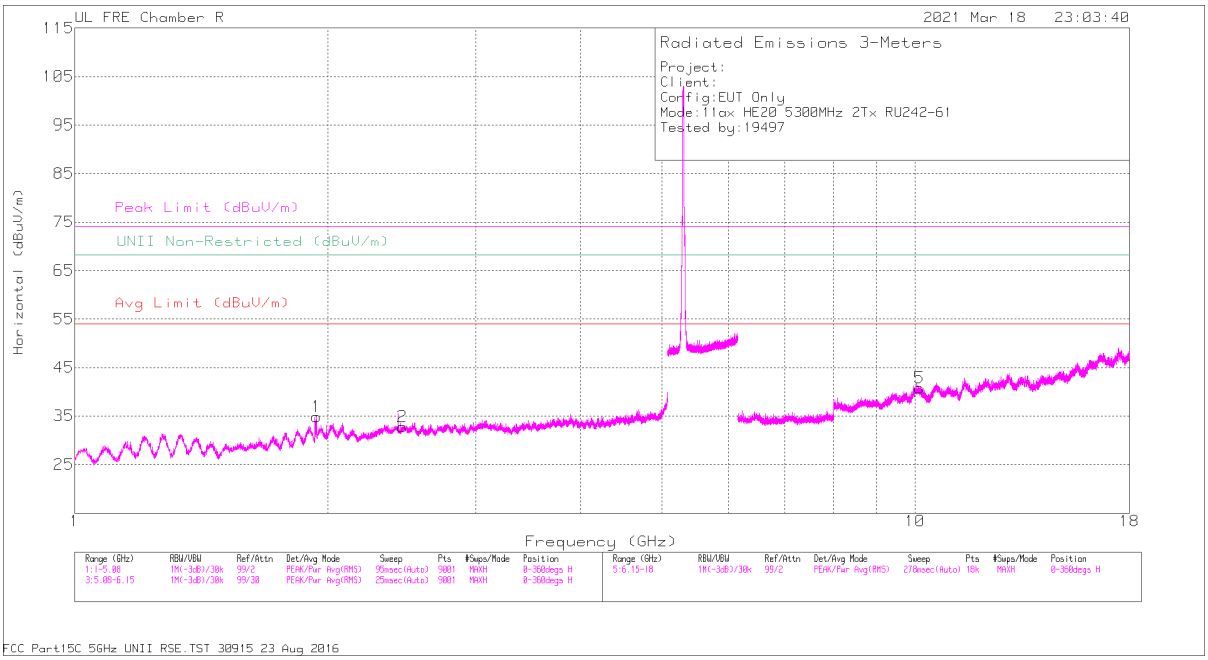

HORIZONTAL

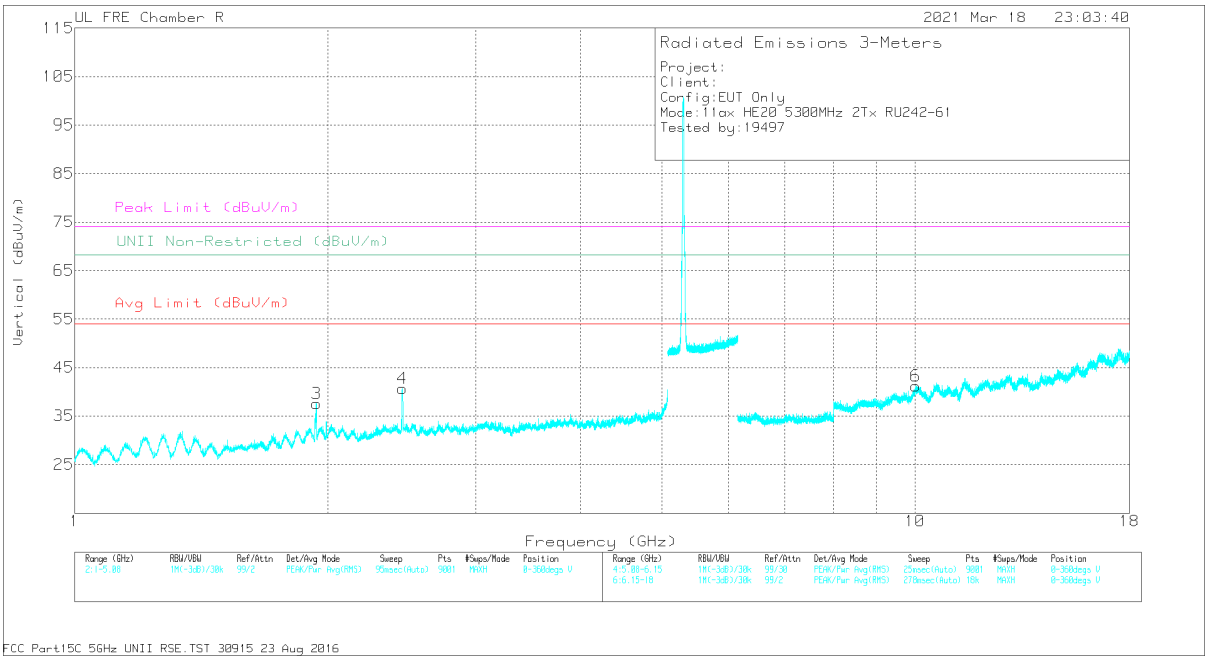

VERTICAL

UL VERIFICATION SERVICES INC.
47173 Benicia Street, Fremont, CA 94538; USA TEL:(510) 319-4000 FAX:(510) 661-0888

This report shall not be reproduced except in full, without the written approval of UL Verification Services Inc.

RADIATED EMISSIONS

Marker	Frequency (GHz)	Meter Reading (dBuV)	Det	AF PRE0213973 (dB/m)	Amp/Cbl/Fltr/Pad (dB)	Corrected Reading (dBuV/m)	Avg Limit (dBuV/m)	Margin (dB)	Peak Limit (dBuV/m)	PK Margin (dB)	UNII Non-Restricted (dBuV/m)	PK Margin (dB)	Azimuth (Degs)	Height (cm)	Polarity
1	1.93734	56.71	PK-U	31	-45.4	42.31	-	-	-	-	68.2	-25.89	0	100	H
3	1.93838	59.28	PK-U	31.1	-45.4	44.98	-	-	-	-	68.2	-23.22	236	129	V
2	2.45388	56.77	PK-U	32.2	-44.9	44.07	-	-	-	-	68.2	-24.13	0	100	H
4	2.45414	60.27	PK-U	32.2	-44.9	47.57	-	-	-	-	68.2	-20.63	92	149	V
6	10.01988	49.19	PK-U	37.2	-35.3	51.09	-	-	-	-	68.2	-17.11	92	149	V
5	10.13101	49.14	PK-U	37.3	-35.7	50.74	-	-	-	-	68.2	-17.46	92	149	H

* - indicates frequency in CFR47 Pt 15 / IC RSS-Restricted Band
PK-U - U-NII: Maximum Peak
ADR - U-NII AD primary method, RMS average

UL VERIFICATION SERVICES INC.
47173 Benicia Street, Fremont, CA 94538; USA TEL:(510) 319-4000 FAX:(510) 661-0888
This report shall not be reproduced except in full, without the written approval of UL Verification Services Inc.

HIGH CHANNEL RESULTS

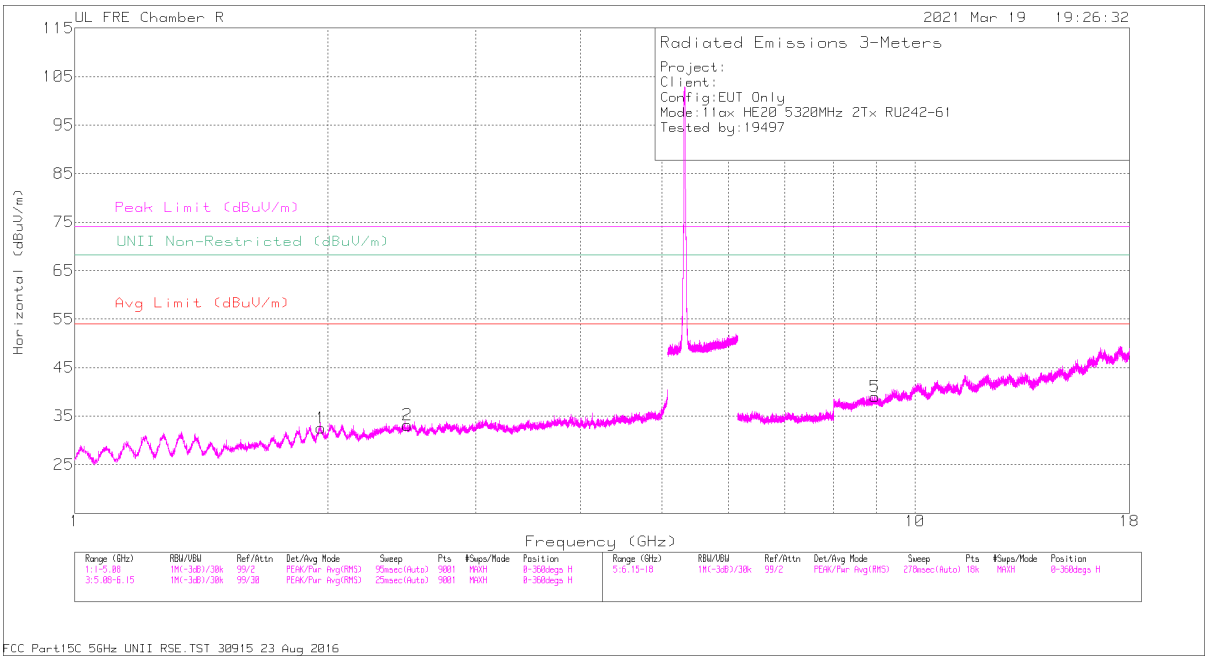

HORIZONTAL

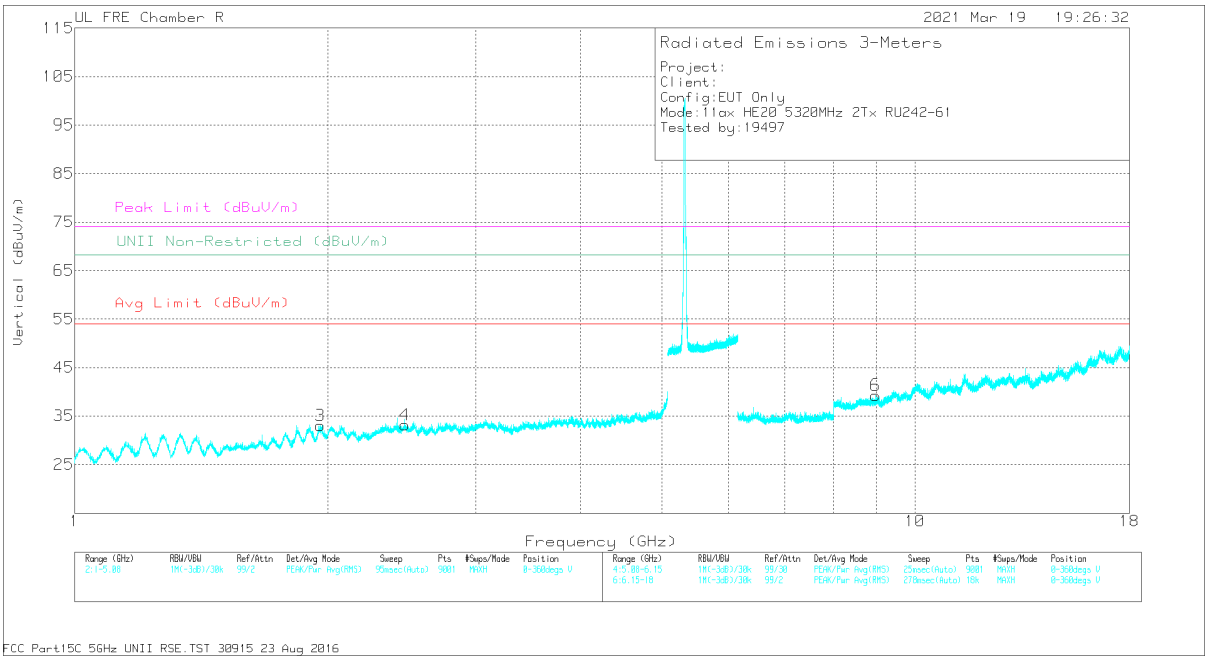

VERTICAL

UL VERIFICATION SERVICES INC.
47173 Benicia Street, Fremont, CA 94538; USA TEL:(510) 319-4000 FAX:(510) 661-0888

This report shall not be reproduced except in full, without the written approval of UL Verification Services Inc.

RADIATED EMISSIONS

Marker	Frequency (GHz)	Meter Reading (dBuV)	Det	AF PRE0213973 (dB/m)	Amp/Cbl/Fltr/Pad (dB)	Corrected Reading (dBuV/m)	Avg Limit (dBuV/m)	Margin (dB)	Peak Limit (dBuV/m)	PK Margin (dB)	UNII Non-Restricted (dBuV/m)	PK Margin (dB)	Azimuth (Degs)	Height (cm)	Polarity
2	* 2.48798	55.4	PK-U	32.5	-44.8	43.1	-	-	74	-30.9	-	-	0	100	H
2	* 2.48761	43.43	ADR	32.5	-44.8	31.13	54	-22.87	-	-	-	-	0	100	H
3	1.95833	56.79	PK-U	31	-45.4	42.39	-	-	-	-	68.2	-25.81	0	201	V
1	1.96059	57.03	PK-U	31	-45.3	42.73	-	-	-	-	68.2	-25.47	0	100	H
4	2.47306	56.75	PK-U	32.3	-44.9	44.15	-	-	-	-	68.2	-24.05	0	200	V
5	8.95417	48.72	PK-U	36.2	-36.5	48.42	-	-	-	-	68.2	-19.78	0	100	H
6	8.97665	48.49	PK-U	36.3	-36.4	48.39	-	-	-	-	68.2	-19.81	0	201	V

* - indicates frequency in CFR47 Pt 15 / IC RSS-Restricted Band
PK-U - U-NII: Maximum Peak
ADR - U-NII AD primary method, RMS average

UL VERIFICATION SERVICES INC.
47173 Benicia Street, Fremont, CA 94538; USA TEL:(510) 319-4000 FAX:(510) 661-0888
This report shall not be reproduced except in full, without the written approval of UL Verification Services Inc.

2TX ANTENNA 6 + ANTENNA 5 OFDMA MODE – 26-Tone, RU Index 8

BANDEDGE (HIGH CHANNEL)

HORIZONTAL RESULT

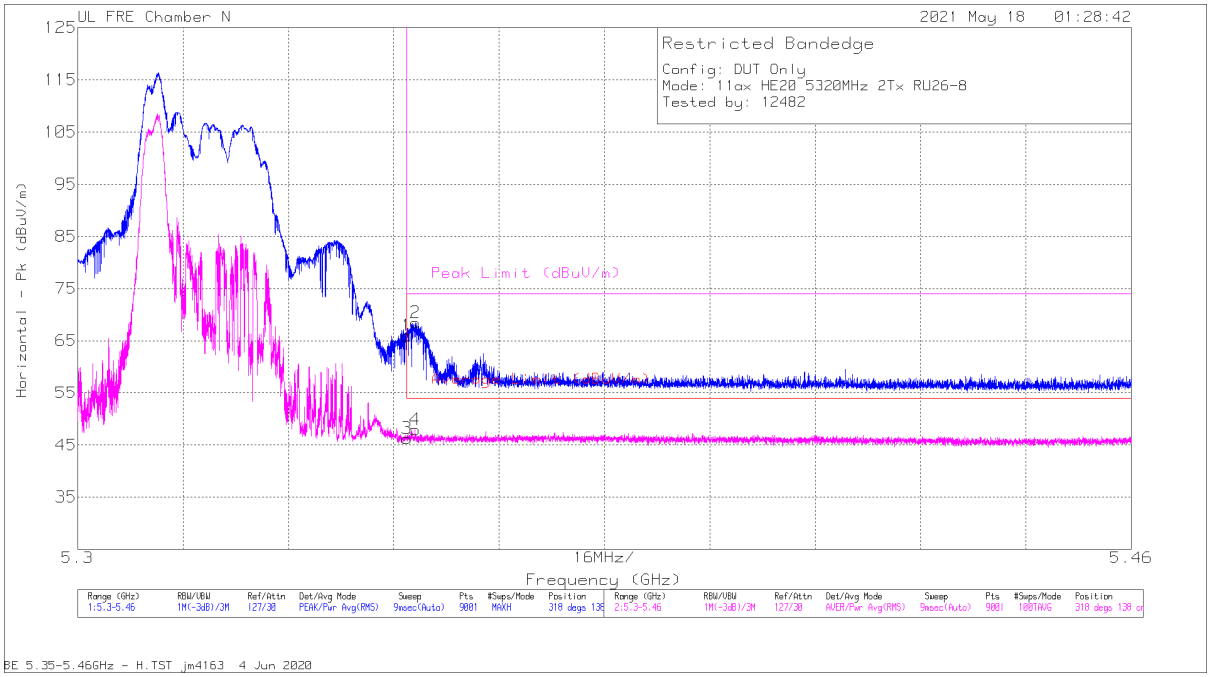

Marker	Frequency (GHz)	Meter Reading (dBuV)	Det	AF PRE0213971 (dB/m)	Amp/Cbl/Fltr/Pad (dB)	Corrected Reading (dBuV/m)	Average Limit (dBuV/m)	Margin (dB)	Peak Limit (dBuV/m)	PK Margin (dB)	Azimuth (Degs)	Height (cm)	Polarity
1	5.35001	64.68	Pk	34.5	-33.2	65.98	-	-	74	-8.02	318	138	H
3	5.35001	44.96	RMS	34.5	-33.2	46.26	54	-7.74	-	-	318	138	H
4	5.35125	46.62	RMS	34.5	-33.2	47.92	54	-6.08	-	-	318	138	H
2	5.35129	67.13	Pk	34.5	-33.2	68.43	-	-	74	-5.57	318	138	H

Pk - Peak detector
RMS - RMS detection

UL VERIFICATION SERVICES INC.
47173 Benicia Street, Fremont, CA 94538; USA TEL:(510) 319-4000 FAX:(510) 661-0888
This report shall not be reproduced except in full, without the written approval of UL Verification Services Inc.

VERTICAL RESULT

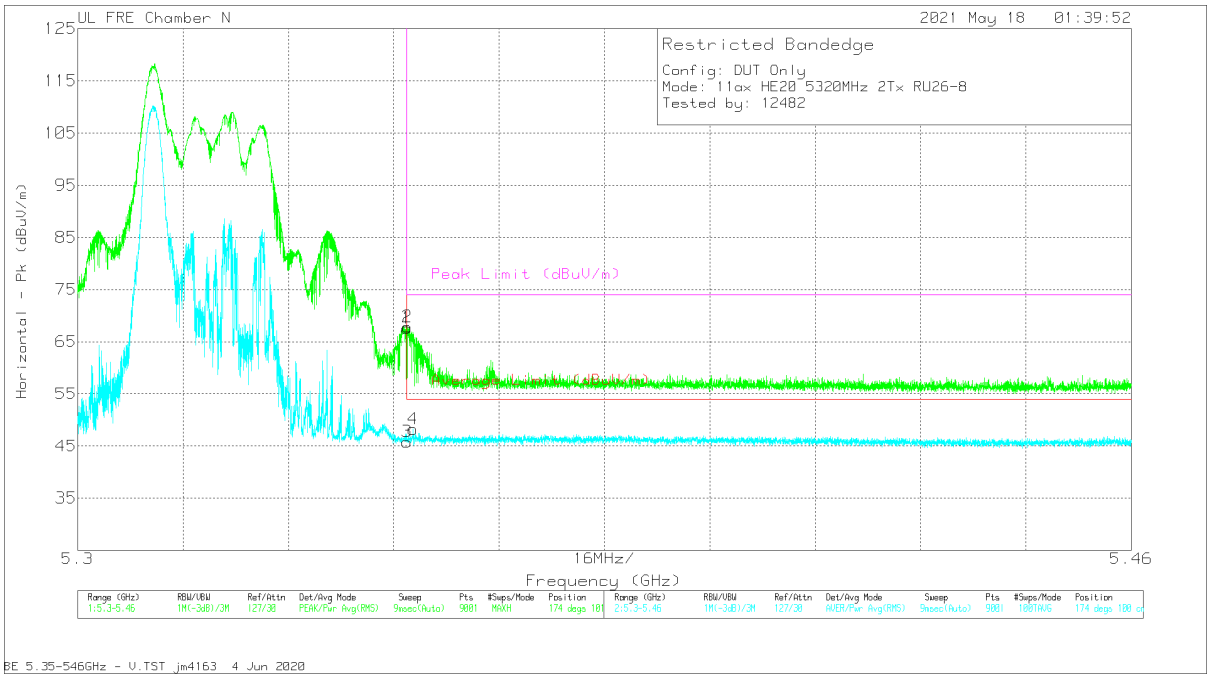

Marker	Frequency (GHz)	Meter Reading (dBuV)	Det	AF PRE0213971 (dB/m)	Amp/Cbl/Fltr/Pad (dB)	Corrected Reading (dBuV/m)	Average Limit (dBuV/m)	Margin (dB)	Peak Limit (dBuV/m)	PK Margin (dB)	Azimuth (Degs)	Height (cm)	Polarity
1	5.35001	66.31	Pk	34.5	-33.2	67.61	-	-	74	-6.39	174	101	V
3	5.35001	44.51	RMS	34.5	-33.2	45.81	54	-8.19	-	-	174	100	V
2	5.3501	66.52	Pk	34.5	-33.2	67.82	-	-	74	-6.18	174	101	V
4	5.35092	46.94	RMS	34.5	-33.2	48.24	54	-5.76	-	-	174	100	V

Pk - Peak detector
RMS - RMS detection

UL VERIFICATION SERVICES INC.
47173 Benicia Street, Fremont, CA 94538; USA TEL:(510) 319-4000 FAX:(510) 661-0888
This report shall not be reproduced except in full, without the written approval of UL Verification Services Inc.

2TX ANTENNA 6 + ANTENNA 5 OFDMA MODE – 26-Tone, RU Index 0

HARMONICS AND SPURIOUS EMISSIONS

LOW CHANNEL RESULTS

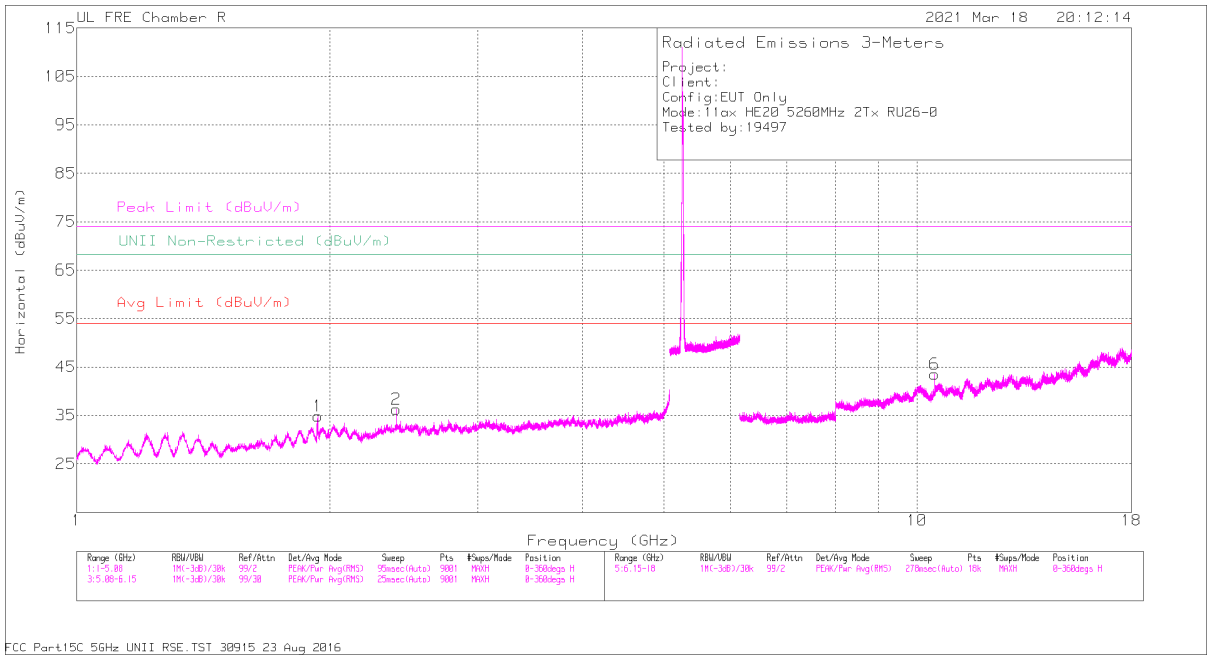

HORIZONTAL

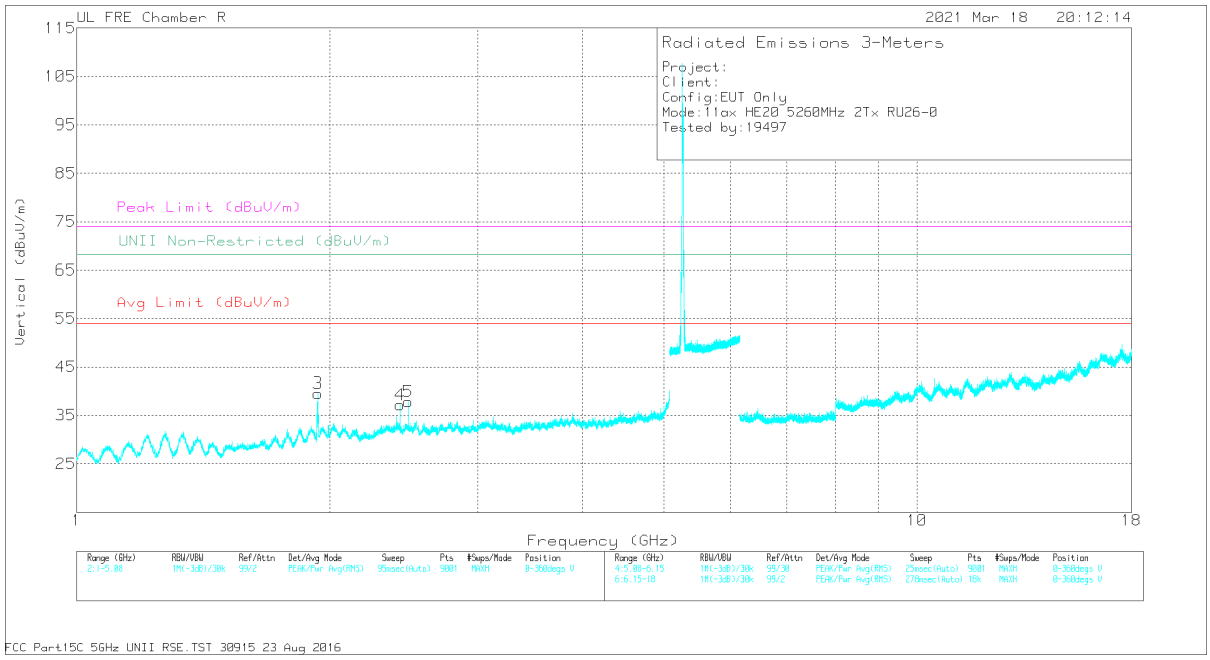

VERTICAL

UL VERIFICATION SERVICES INC.
47173 Benicia Street, Fremont, CA 94538; USA TEL:(510) 319-4000 FAX:(510) 661-0888
This report shall not be reproduced except in full, without the written approval of UL Verification Services Inc.

RADIATED EMISSIONS

Marker	Frequency (GHz)	Meter Reading (dBuV)	Det	AF PRE0213973 (dB/m)	Amp/Cbl/Fltr/Pad (dB)	Corrected Reading (dBuV/m)	UNII Non-Restricted (dBuV/m)	PK Margin (dB)	Azimuth (Degs)	Height (cm)	Polarity
3	1.9377	60.12	PK-U	31	-45.4	45.72	68.2	-22.48	156	340	V
1	1.9382	61.09	PK-U	31.1	-45.4	46.79	68.2	-21.41	258	270	H
2	2.4021	57.26	PK-U	32.1	-45.2	44.16	68.2	-24.04	92	346	H
4	2.4256	59.83	PK-U	32.2	-45.1	46.93	68.2	-21.27	97	390	V
5	2.4804	57.19	PK-U	32.4	-44.9	44.69	68.2	-23.51	263	239	V
6	10.5016	47.79	PK-U	37.7	-35.7	49.79	68.2	-18.41	263	239	H
6	10.5024	47.84	PK-U	37.7	-35.7	49.84	68.2	-18.36	263	239	H

* - indicates frequency in CFR47 Pt 15 / IC RSS-Restricted Band
PK-U - U-NII: Maximum Peak
ADR - U-NII AD primary method, RMS average

UL VERIFICATION SERVICES INC.
47173 Benicia Street, Fremont, CA 94538; USA TEL:(510) 319-4000 FAX:(510) 661-0888
This report shall not be reproduced except in full, without the written approval of UL Verification Services Inc.

MID CHANNEL RESULTS

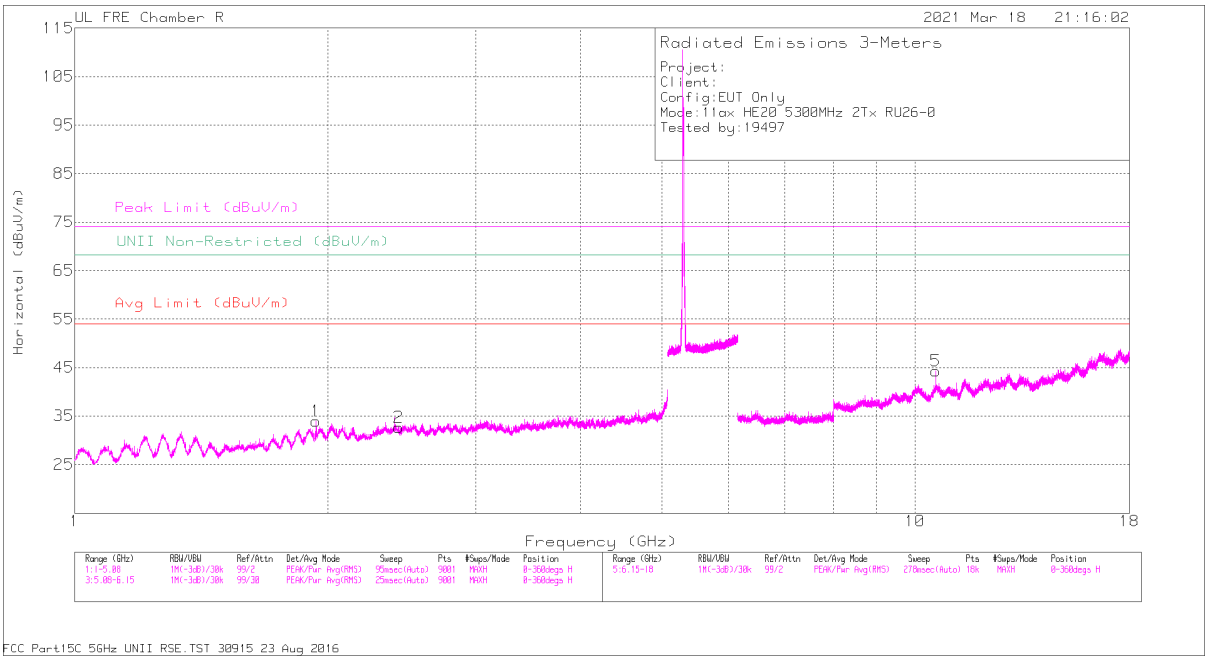

HORIZONTAL

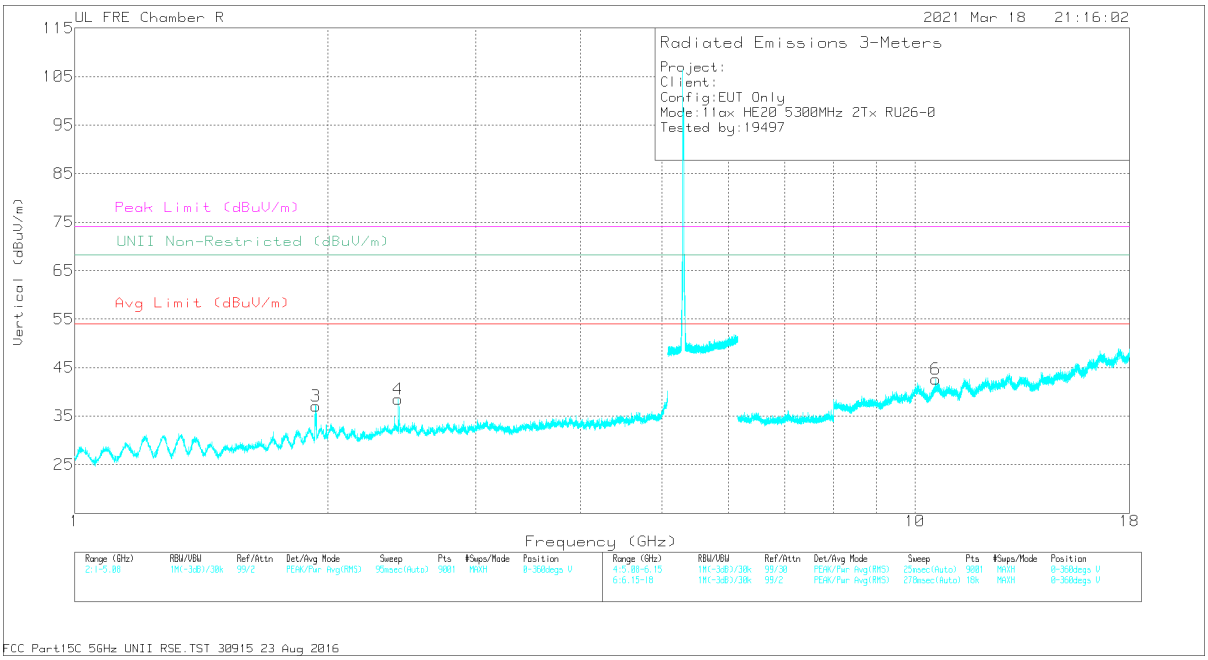

VERTICAL

UL VERIFICATION SERVICES INC.
47173 Benicia Street, Fremont, CA 94538; USA TEL:(510) 319-4000 FAX:(510) 661-0888

This report shall not be reproduced except in full, without the written approval of UL Verification Services Inc.

RADIATED EMISSIONS

Marker	Frequency (GHz)	Meter Reading (dBuV)	Det	AF PRE0213973 (dB/m)	Amp/Cbl/Fltr/Pad (dB)	Corrected Reading (dBuV/m)	UNII Non-Restricted (dBuV/m)	PK Margin (dB)	Azimuth (Degs)	Height (cm)	Polarity
3	1.9360	61.66	PK-U	31	-45.5	47.16	68.2	-21.04	290	241	V
1	1.9377	56.16	PK-U	31	-45.4	41.76	68.2	-26.44	360	100	H
4	2.4259	61.65	PK-U	32.2	-45.1	48.75	68.2	-19.45	110	339	V
2	2.4300	56.06	PK-U	32.2	-45.1	43.16	68.2	-25.04	360	100	H
6	10.5817	48.18	PK-U	37.9	-35.2	50.88	68.2	-17.32	110	339	V
5	10.5844	47.91	PK-U	37.9	-35.2	50.61	68.2	-17.59	110	339	H

* - indicates frequency in CFR47 Pt 15 / IC RSS-Restricted Band
PK-U - U-NII: Maximum Peak
ADR - U-NII AD primary method, RMS average

UL VERIFICATION SERVICES INC.
47173 Benicia Street, Fremont, CA 94538; USA TEL:(510) 319-4000 FAX:(510) 661-0888
This report shall not be reproduced except in full, without the written approval of UL Verification Services Inc.

HIGH CHANNEL RESULTS

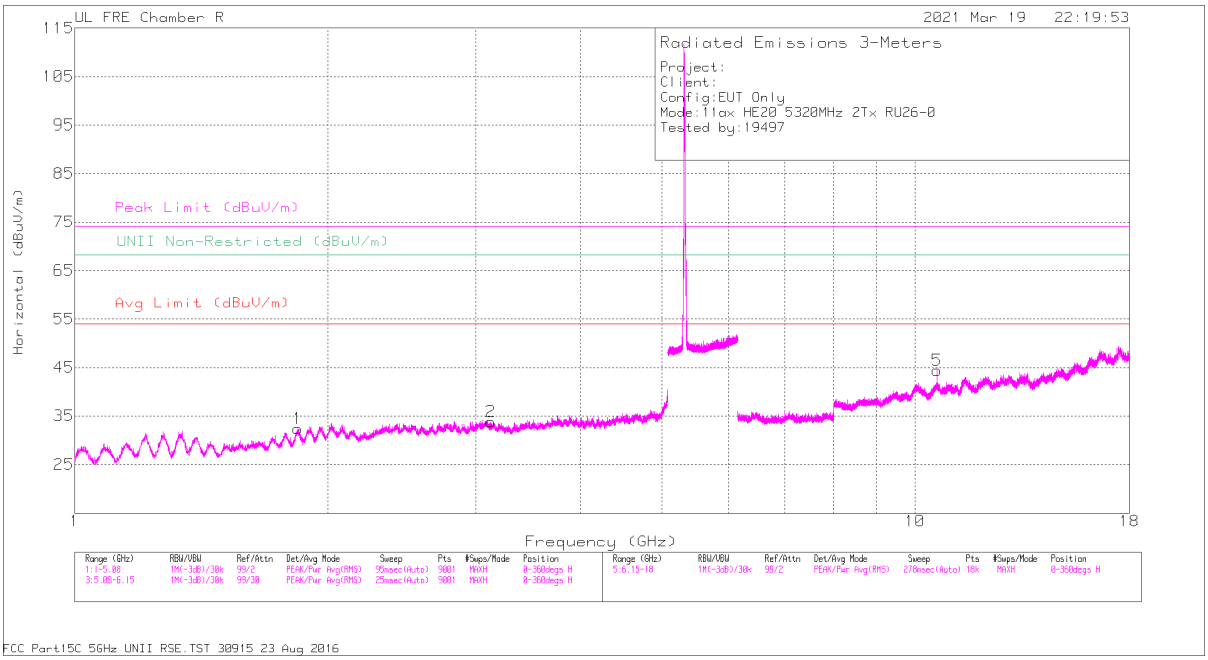

HORIZONTAL

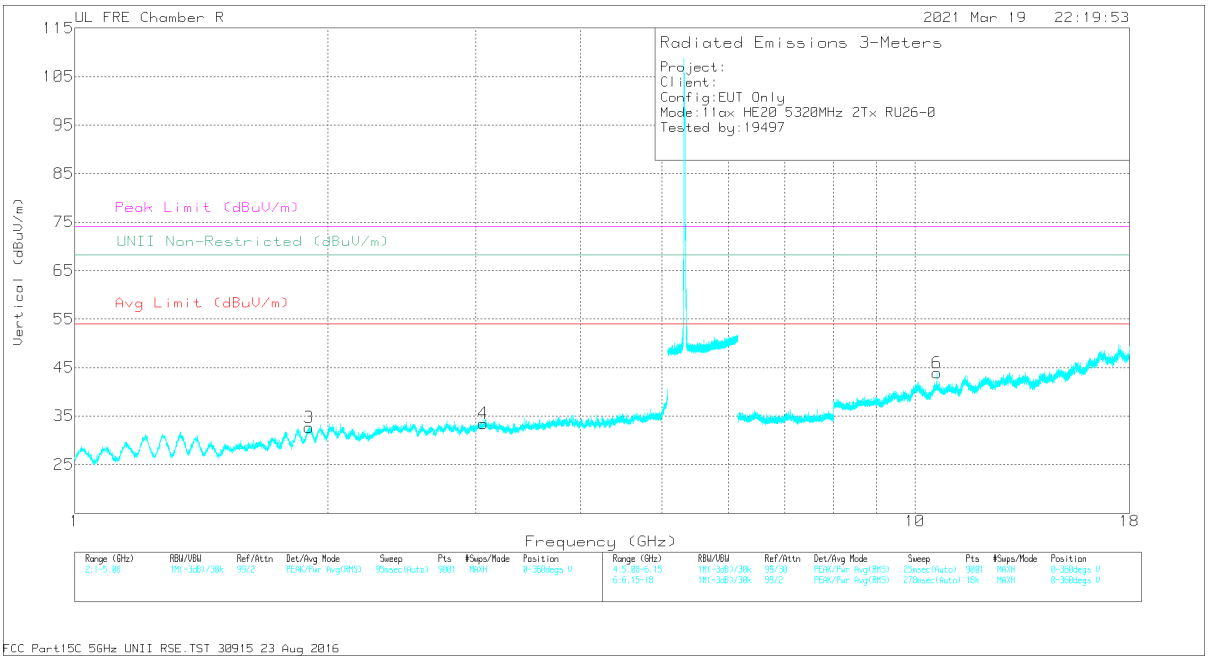

VERTICAL

UL VERIFICATION SERVICES INC.
47173 Benicia Street, Fremont, CA 94538; USA TEL:(510) 319-4000 FAX:(510) 661-0888

This report shall not be reproduced except in full, without the written approval of UL Verification Services Inc.

RADIATED EMISSIONS

Marker	Frequency (GHz)	Meter Reading (dBuV)	Det	AF PRE0213973 (dB/m)	Amp/Cbl/Fltr/Pad (dB)	Corrected Reading (dBuV/m)	Avg Limit (dBuV/m)	Margin (dB)	Peak Limit (dBuV/m)	PK Margin (dB)	UNII Non-Restricted (dBuV/m)	PK Margin (dB)	Azimuth (Degs)	Height (cm)	Polarity
5	* 10.6218	49.44	PK-U	37.9	-34.9	52.44	-	-	74	-21.56	-	-	0	100	H
	* 10.6224	38.05	ADR	37.9	-34.9	41.05	54	-12.95	-	-	-	-	0	100	H
6	* 10.6214	48.78	PK-U	37.9	-34.8	51.88	-	-	74	-22.12	-	-	0	201	V
	* 10.6225	36.93	ADR	37.9	-34.9	39.93	54	-14.07	-	-	-	-	0	201	V
1	1.8404	57.05	PK-U	30.6	-45.4	42.25	-	-	-	-	68.2	-25.95	0	100	H
3	1.9013	57.33	PK-U	31	-45.5	42.83	-	-	-	-	68.2	-25.37	0	201	V
4	3.064	52.43	PK-U	33.1	-42.4	43.13	-	-	-	-	68.2	-25.07	0	200	V
2	3.1286	52.43	PK-U	32.9	-41.9	43.43	-	-	-	-	68.2	-24.77	0	100	H

* - indicates frequency in CFR47 Pt 15 / IC RSS-Restricted Band
PK-U - U-NII: Maximum Peak
ADR - U-NII AD primary method, RMS average

UL VERIFICATION SERVICES INC.
47173 Benicia Street, Fremont, CA 94538; USA TEL:(510) 319-4000 FAX:(510) 661-0888
This report shall not be reproduced except in full, without the written approval of UL Verification Services Inc.

1.1.11. TX ABOVE 1 GHz 802.11ax HE40 MODE IN THE 5.3 GHz BAND

1TX ANTENNA 6 – 484-Tone, RU Index 65

BANDEDGE (HIGH CHANNEL)

HORIZONTAL RESULT

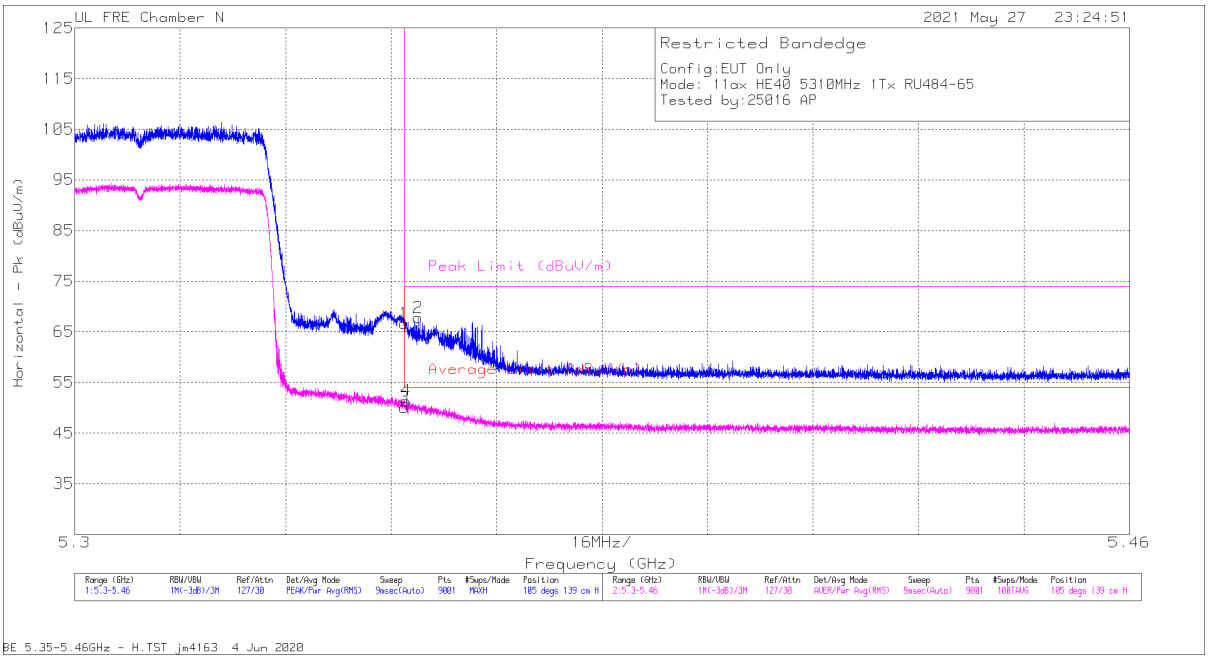

Marker	Frequency (GHz)	Meter Reading (dBuV)	Det	AF PRE0213971 (dB/m)	Amp/Cbl/Fltr/Pad (dB)	DC Corr (dB)	Corrected Reading (dBuV/m)	Average Limit (dBuV/m)	Margin (dB)	Peak Limit (dBuV/m)	PK Margin (dB)	Azimuth (Degs)	Height (cm)	Polarity
1	5.35001	65.3	Pk	34.5	-33.2	0	66.6	-	-	74	-7.4	105	139	H
3	5.35001	48.72	RMS	34.5	-33.2	.1	50.12	54	-3.88	-	-	105	139	H
4	5.35026	49.98	RMS	34.5	-33.2	.1	51.38	54	-2.62	-	-	105	139	H
2	5.35207	66.45	Pk	34.5	-33.2	0	67.75	-	-	74	-6.25	105	139	H

Pk - Peak detector
RMS - RMS detection

UL VERIFICATION SERVICES INC.
47173 Benicia Street, Fremont, CA 94538; USA TEL:(510) 319-4000 FAX:(510) 661-0888
This report shall not be reproduced except in full, without the written approval of UL Verification Services Inc.

VERTICAL RESULT

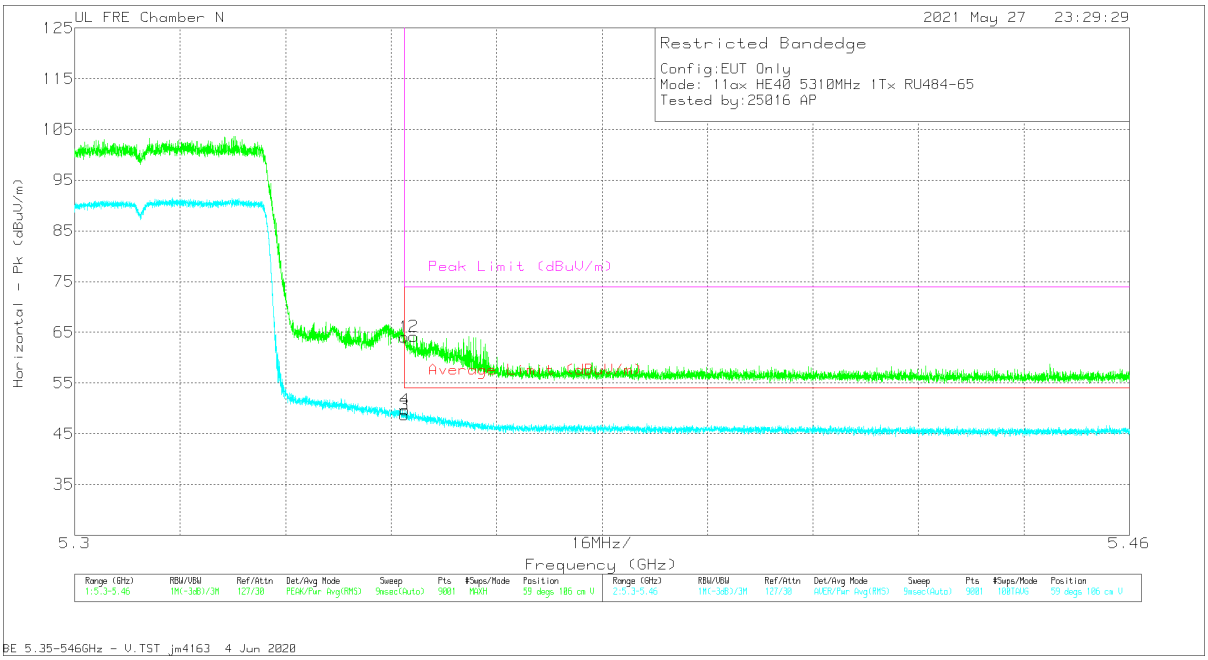

Marker	Frequency (GHz)	Meter Reading (dBuV)	Det	AF PRE0213971 (dB/m)	Amp/Cbl/Fltr/Pad (dB)	DC Corr (dB)	Corrected Reading (dBuV/m)	Average Limit (dBuV/m)	Margin (dB)	Peak Limit (dBuV/m)	PK Margin (dB)	Azimuth (Degs)	Height (cm)	Polarity
1	5.35001	62.75	Pk	34.5	-33.2	0	64.05	-	-	74	-9.95	59	106	V
3	5.35001	47.33	RMS	34.5	-33.2	.1	48.73	54	-5.27	-	-	59	106	V
4	5.35008	48.26	RMS	34.5	-33.2	.1	49.66	54	-4.34	-	-	59	106	V
2	5.35145	62.92	Pk	34.5	-33.2	0	64.22	-	-	74	-9.78	59	106	V

Pk - Peak detector
RMS - RMS detection

UL VERIFICATION SERVICES INC.
47173 Benicia Street, Fremont, CA 94538; USA TEL:(510) 319-4000 FAX:(510) 661-0888
This report shall not be reproduced except in full, without the written approval of UL Verification Services Inc.

1TX ANTENNA 6 – 26-Tone, RU Index 17

BANDEDGE (HIGH CHANNEL)

HORIZONTAL RESULT

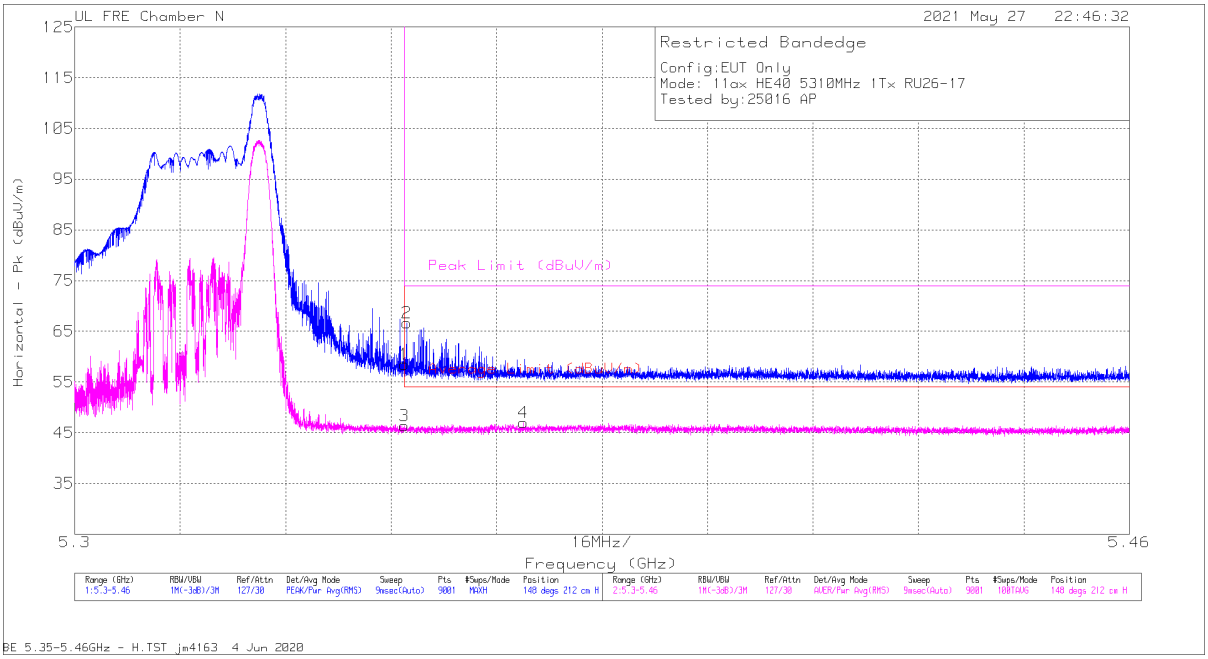

Marker	Frequency (GHz)	Meter Reading (dBuV)	Det	AF PRE0213971 (dB/m)	Amp/Cbl/Fltr/Pad (dB)	DC Corr (dB)	Corrected Reading (dBuV/m)	Average Limit (dBuV/m)	Margin (dB)	Peak Limit (dBuV/m)	PK Margin (dB)	Azimuth (Degs)	Height (cm)	Polarity
1	5.35001	57.17	Pk	34.5	-33.2	0	58.47	-	-	74	-15.53	148	212	H
3	5.35001	45	RMS	34.5	-33.2	.1	46.4	54	-7.6	-	-	148	212	H
2	5.35038	65.3	Pk	34.5	-33.2	0	66.6	-	-	74	-7.4	148	212	H
4	5.36804	45.35	RMS	34.6	-33.1	.1	46.95	54	-7.05	-	-	148	212	H

Pk - Peak detector
RMS - RMS detection

UL VERIFICATION SERVICES INC.
47173 Benicia Street, Fremont, CA 94538; USA TEL:(510) 319-4000 FAX:(510) 661-0888
This report shall not be reproduced except in full, without the written approval of UL Verification Services Inc.

VERTICAL RESULT

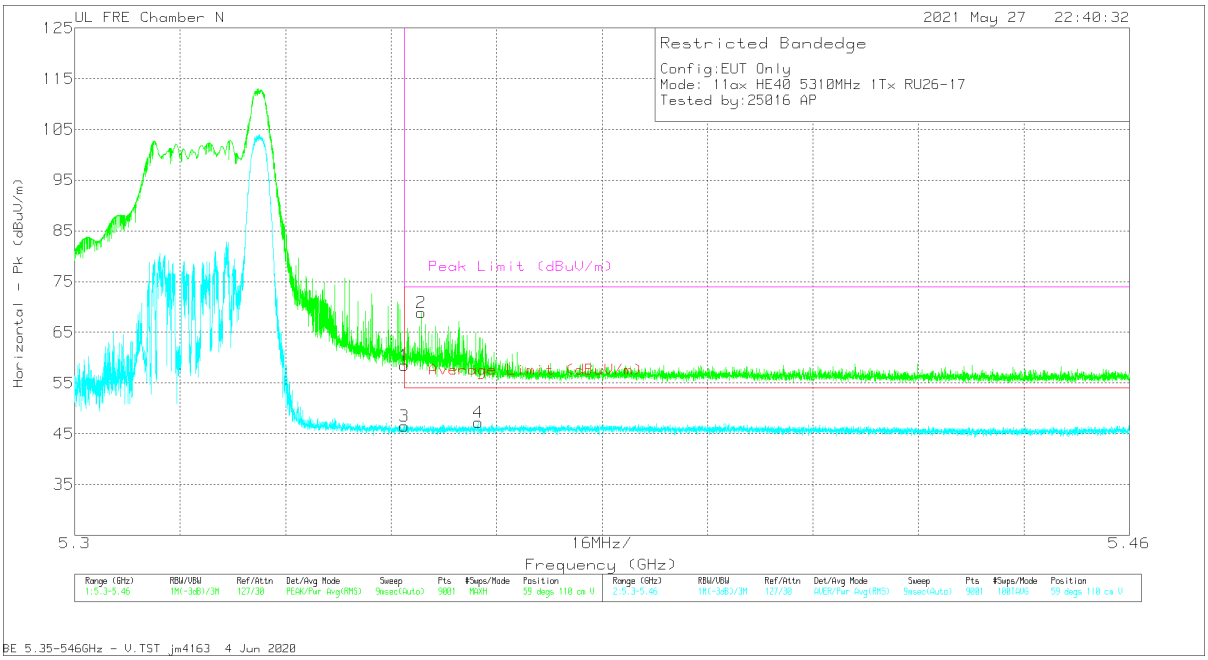

Marker	Frequency (GHz)	Meter Reading (dBuV)	Det	AF PRE0213971 (dB/m)	Amp/Cbl/Fltr/Pad (dB)	DC Corr (dB)	Corrected Reading (dBuV/m)	Average Limit (dBuV/m)	Margin (dB)	Peak Limit (dBuV/m)	PK Margin (dB)	Azimuth (Degs)	Height (cm)	Polarity
1	5.35001	57.18	Pk	34.5	-33.2	0	58.48	-	-	74	-15.52	59	110	V
3	5.35001	45.13	RMS	34.5	-33.2	.1	46.53	54	-7.47	-	-	59	110	V
2	5.35259	67.53	Pk	34.5	-33.2	0	68.83	-	-	74	-5.17	59	110	V
4	5.36121	45.76	RMS	34.5	-33.1	.1	47.26	54	-6.74	-	-	59	110	V

Pk - Peak detector
RMS - RMS detection

UL VERIFICATION SERVICES INC.
47173 Benicia Street, Fremont, CA 94538; USA TEL:(510) 319-4000 FAX:(510) 661-0888
This report shall not be reproduced except in full, without the written approval of UL Verification Services Inc.

1TX ANTENNA 5 – 484-Tone, RU Index 65

BANDEDGE (HIGH CHANNEL)

HORIZONTAL RESULT

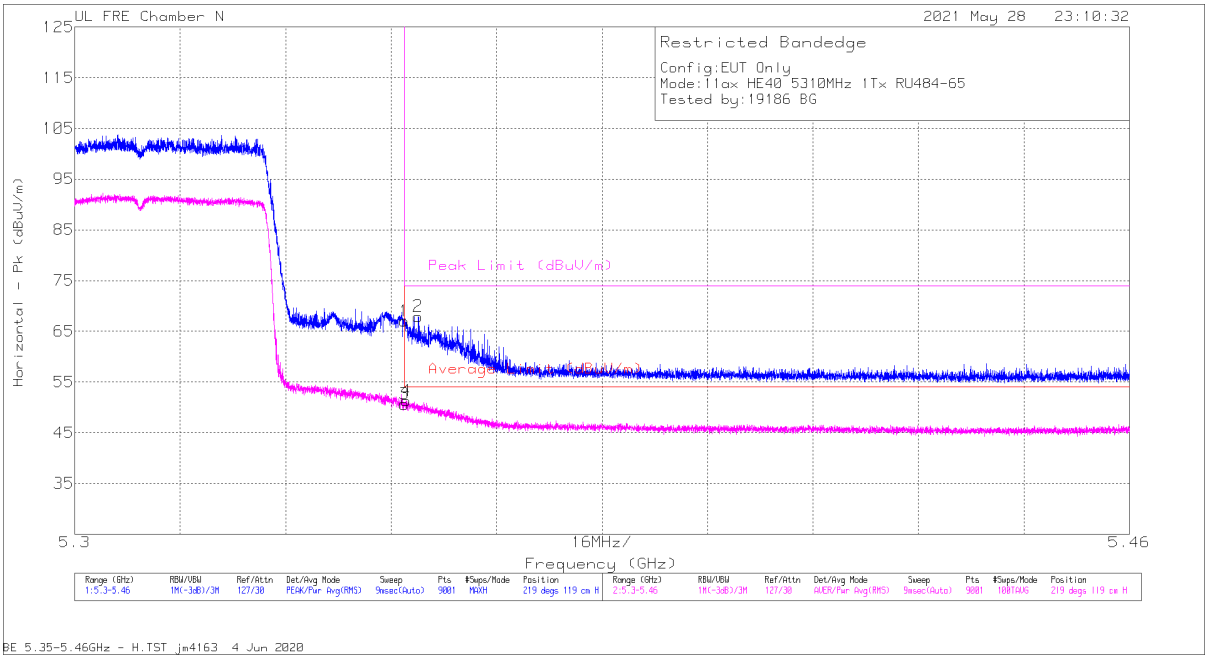

Marker	Frequency (GHz)	Meter Reading (dBuV)	Det	AF PRE0213971 (dB/m)	Amp/Cbl/Fltr/Pad (dB)	DC Corr (dB)	Corrected Reading (dBuV/m)	Average Limit (dBuV/m)	Margin (dB)	Peak Limit (dBuV/m)	PK Margin (dB)	Azimuth (Degs)	Height (cm)	Polarity
1	5.35001	65.74	Pk	34.5	-33.2	0	67.04	-	-	74	-6.96	219	119	H
3	5.35001	49.22	RMS	34.5	-33.2	.1	50.62	54	-3.38	-	-	219	119	H
4	5.35028	49.92	RMS	34.5	-33.2	.1	51.32	54	-2.68	-	-	219	119	H
2	5.35211	66.65	Pk	34.5	-33.2	0	67.95	-	-	74	-6.05	219	119	H

Pk - Peak detector
RMS - RMS detection

UL VERIFICATION SERVICES INC.
47173 Benicia Street, Fremont, CA 94538; USA TEL:(510) 319-4000 FAX:(510) 661-0888
This report shall not be reproduced except in full, without the written approval of UL Verification Services Inc.

VERTICAL RESULT

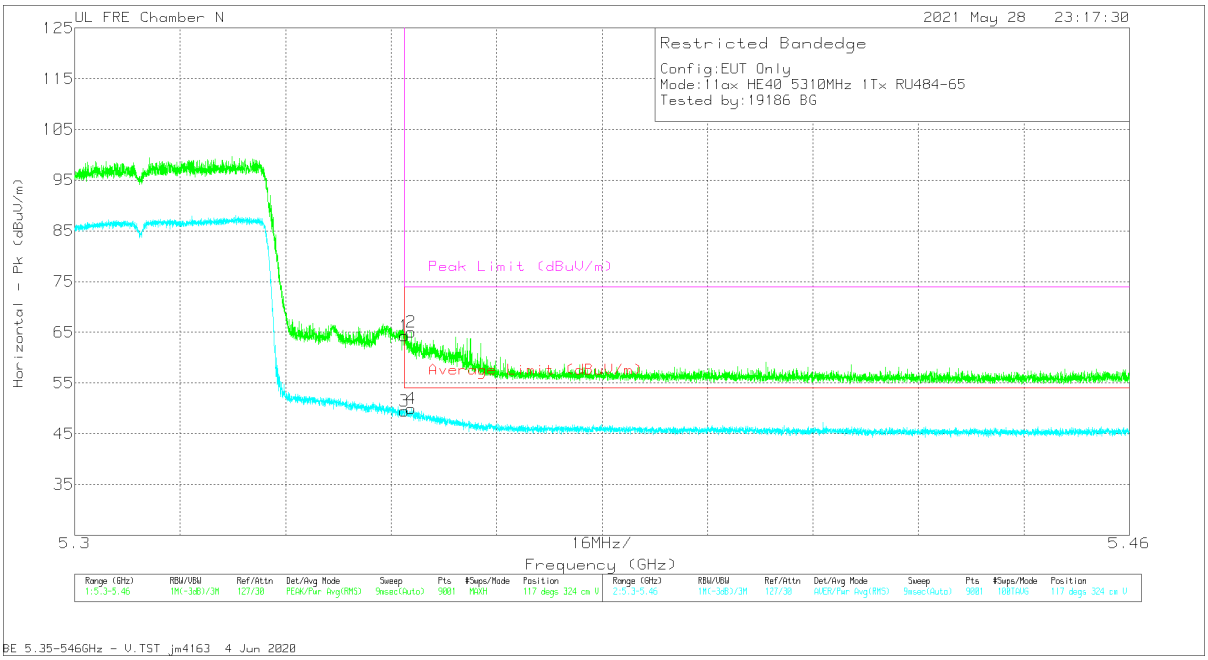

Marker	Frequency (GHz)	Meter Reading (dBuV)	Det	AF PRE0213971 (dB/m)	Amp/Cbl/Fltr/Pad (dB)	DC Corr (dB)	Corrected Reading (dBuV/m)	Average Limit (dBuV/m)	Margin (dB)	Peak Limit (dBuV/m)	PK Margin (dB)	Azimuth (Degs)	Height (cm)	Polarity
1	5.35001	62.99	Pk	34.5	-33.2	0	64.29	-	-	74	-9.71	117	324	V
3	5.35001	48.03	RMS	34.5	-33.2	.1	49.43	54	-4.57	-	-	117	324	V
4	5.35101	48.58	RMS	34.5	-33.2	.1	49.98	54	-4.02	-	-	117	324	V
2	5.35108	63.77	Pk	34.5	-33.2	0	65.07	-	-	74	-8.93	117	324	V

Pk - Peak detector
RMS - RMS detection

UL VERIFICATION SERVICES INC.
47173 Benicia Street, Fremont, CA 94538; USA TEL:(510) 319-4000 FAX:(510) 661-0888
This report shall not be reproduced except in full, without the written approval of UL Verification Services Inc.

1TX ANTENNA 5 – 26-Tone, RU Index 17

BANDEDGE (HIGH CHANNEL)

HORIZONTAL RESULT

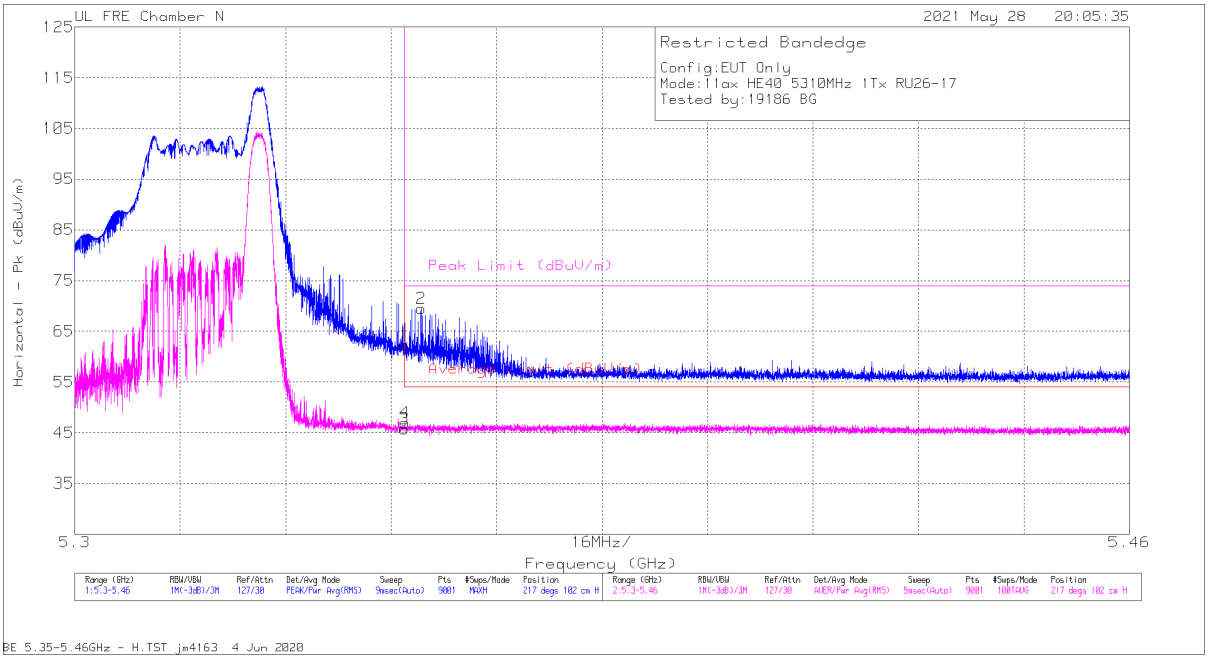

Marker	Frequency (GHz)	Meter Reading (dBuV)	Det	AF PRE0213971 (dB/m)	Amp/Cbl/Fltr/Pad (dB)	DC Corr (dB)	Corrected Reading (dBuV/m)	Average Limit (dBuV/m)	Margin (dB)	Peak Limit (dBuV/m)	PK Margin (dB)	Azimuth (Degs)	Height (cm)	Polarity
1	5.35001	61	Pk	34.5	-33.2	0	62.3	-	-	74	-11.7	217	102	H
3	5.35001	44.46	RMS	34.5	-33.2	.1	45.86	54	-8.14	-	-	217	102	H
4	5.35008	45.63	RMS	34.5	-33.2	.1	47.03	54	-6.97	-	-	217	102	H
2	5.35253	68.18	Pk	34.5	-33.2	0	69.48	-	-	74	-4.52	217	102	H

Pk - Peak detector
RMS - RMS detection

UL VERIFICATION SERVICES INC.
47173 Benicia Street, Fremont, CA 94538; USA TEL:(510) 319-4000 FAX:(510) 661-0888
This report shall not be reproduced except in full, without the written approval of UL Verification Services Inc.

VERTICAL RESULT

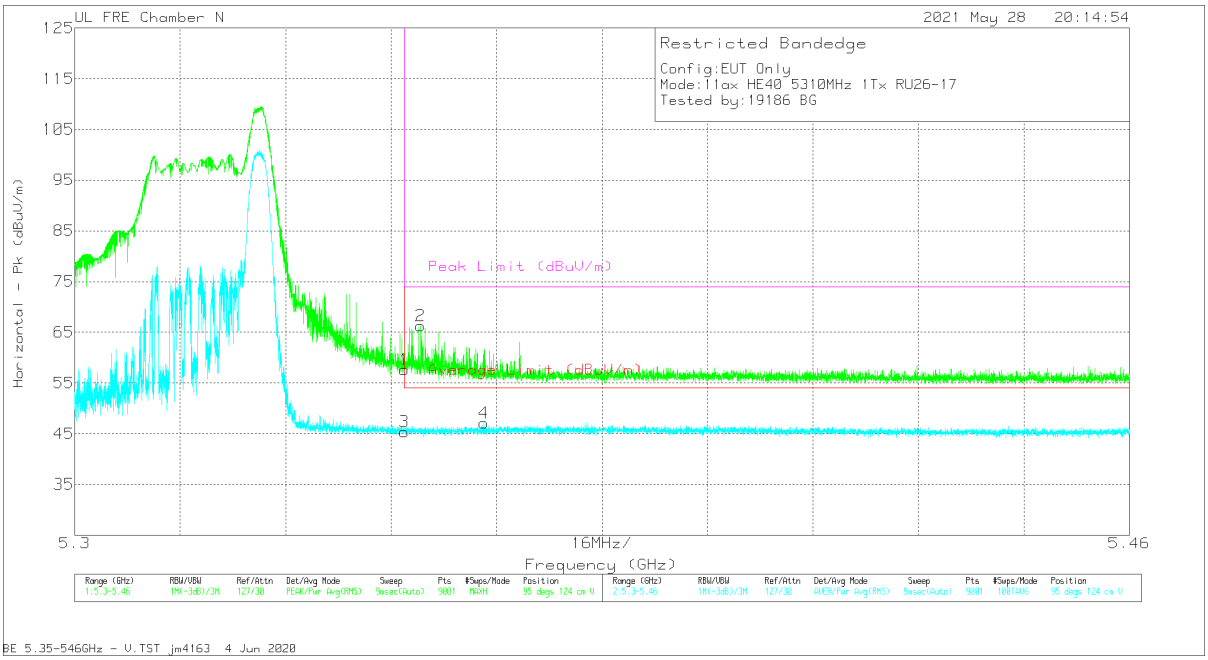

Marker	Frequency (GHz)	Meter Reading (dBuV)	Det	AF PRE0213971 (dB/m)	Amp/Cbl/Fltr/Pad (dB)	DC Corr (dB)	Corrected Reading (dBuV/m)	Average Limit (dBuV/m)	Margin (dB)	Peak Limit (dBuV/m)	PK Margin (dB)	Azimuth (Degs)	Height (cm)	Polarity
1	5.35001	56.29	Pk	34.5	-33.2	0	57.59	-	-	74	-16.41	95	124	V
3	5.35001	44.04	RMS	34.5	-33.2	.1	45.44	54	-8.56	-	-	95	124	V
2	5.3525	64.95	Pk	34.5	-33.2	0	66.25	-	-	74	-7.75	95	124	V
4	5.3621	45.66	RMS	34.5	-33.1	.1	47.16	54	-6.84	-	-	95	124	V

Pk - Peak detector
RMS - RMS detection

UL VERIFICATION SERVICES INC.
47173 Benicia Street, Fremont, CA 94538; USA TEL:(510) 319-4000 FAX:(510) 661-0888
This report shall not be reproduced except in full, without the written approval of UL Verification Services Inc.

2TX ANTENNA 6 + ANTENNA 5 OFDMA MODE – 484-Tone, RU Index 65

BANDEDGE (HIGH CHANNEL)

HORIZONTAL RESULT

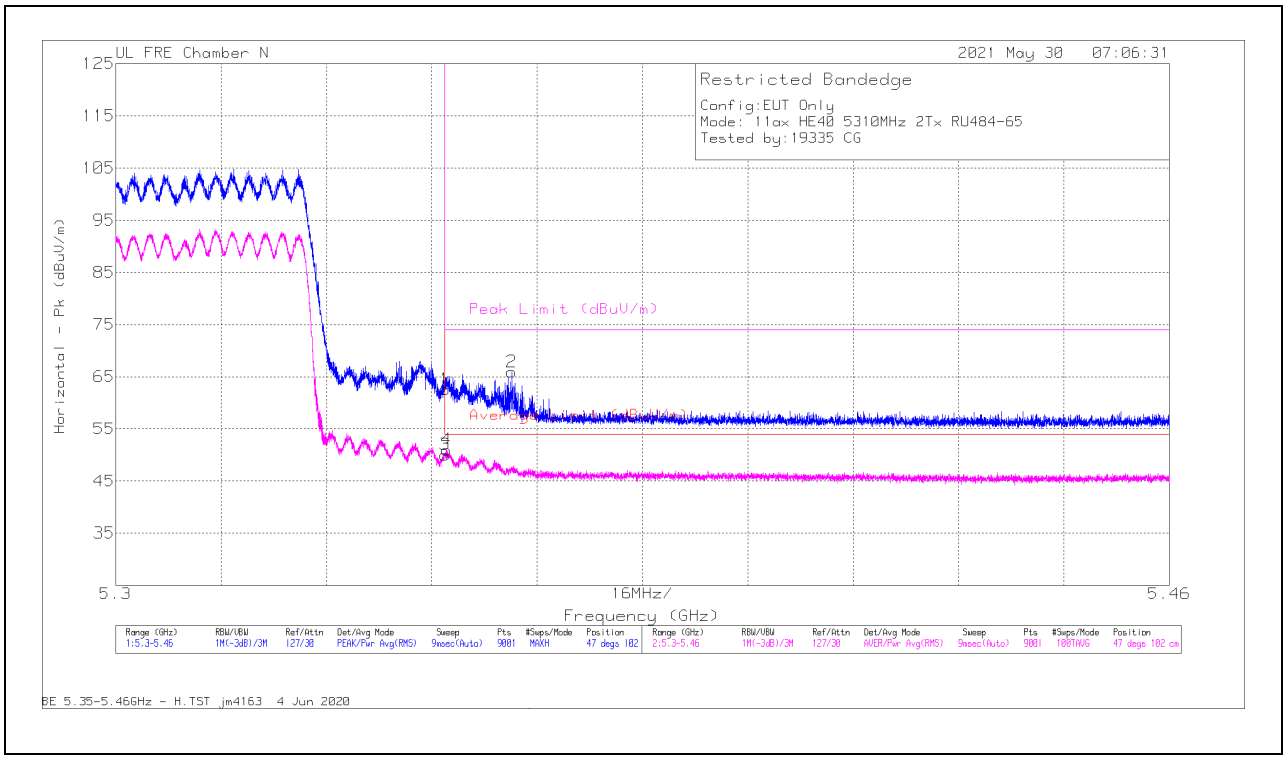

Marker	Frequency (GHz)	Meter Reading (dBuV)	Det	AF PRE0213971 (dB/m)	Amp/Cbl/Fltr/Pad (dB)	Corrected Reading (dBuV/m)	Average Limit (dBuV/m)	Margin (dB)	Peak Limit (dBuV/m)	PK Margin (dB)	Azimuth (Degs)	Height (cm)	Polarity
1	5.35001	61.29	Pk	34.5	-33.2	62.59	-	-	74	-11.41	47	102	H
3	5.35001	48.73	RMS	34.5	-33.2	50.03	54	-3.97	-	-	47	102	H
4	5.35024	49.67	RMS	34.5	-33.2	50.97	54	-3.03	-	-	47	102	H
2	5.36014	64.6	Pk	34.5	-33.2	65.9	-	-	74	-8.1	47	102	H

Pk - Peak detector
RMS - RMS detection

UL VERIFICATION SERVICES INC.
47173 Benicia Street, Fremont, CA 94538; USA TEL:(510) 319-4000 FAX:(510) 661-0888
This report shall not be reproduced except in full, without the written approval of UL Verification Services Inc.

VERTICAL RESULT

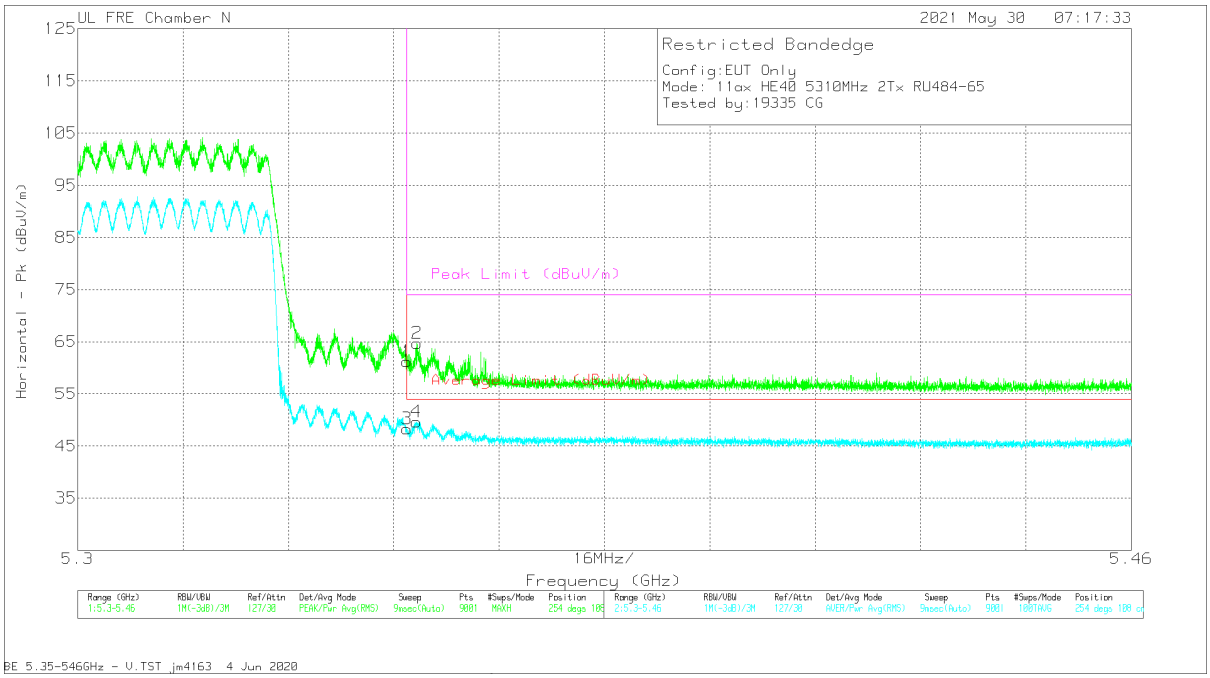

Marker	Frequency (GHz)	Meter Reading (dBuV)	Det	AF PRE0213971 (dB/m)	Amp/Cbl/Fltr/Pad (dB)	Corrected Reading (dBuV/m)	Average Limit (dBuV/m)	Margin (dB)	Peak Limit (dBuV/m)	PK Margin (dB)	Azimuth (Degs)	Height (cm)	Polarity
1	5.35001	59.89	Pk	34.5	-33.2	61.19	-	-	74	-12.81	254	108	V
3	5.35001	47	RMS	34.5	-33.2	48.3	54	-5.7	-	-	254	108	V
4	5.35145	48.35	RMS	34.5	-33.2	49.65	54	-4.35	-	-	254	108	V
2	5.35154	63.42	Pk	34.5	-33.2	64.72	-	-	74	-9.28	254	108	V

Pk - Peak detector
RMS - RMS detection

UL VERIFICATION SERVICES INC.
47173 Benicia Street, Fremont, CA 94538; USA TEL:(510) 319-4000 FAX:(510) 661-0888
This report shall not be reproduced except in full, without the written approval of UL Verification Services Inc.

HARMONICS AND SPURIOUS EMISSIONS

LOW CHANNEL RESULTS

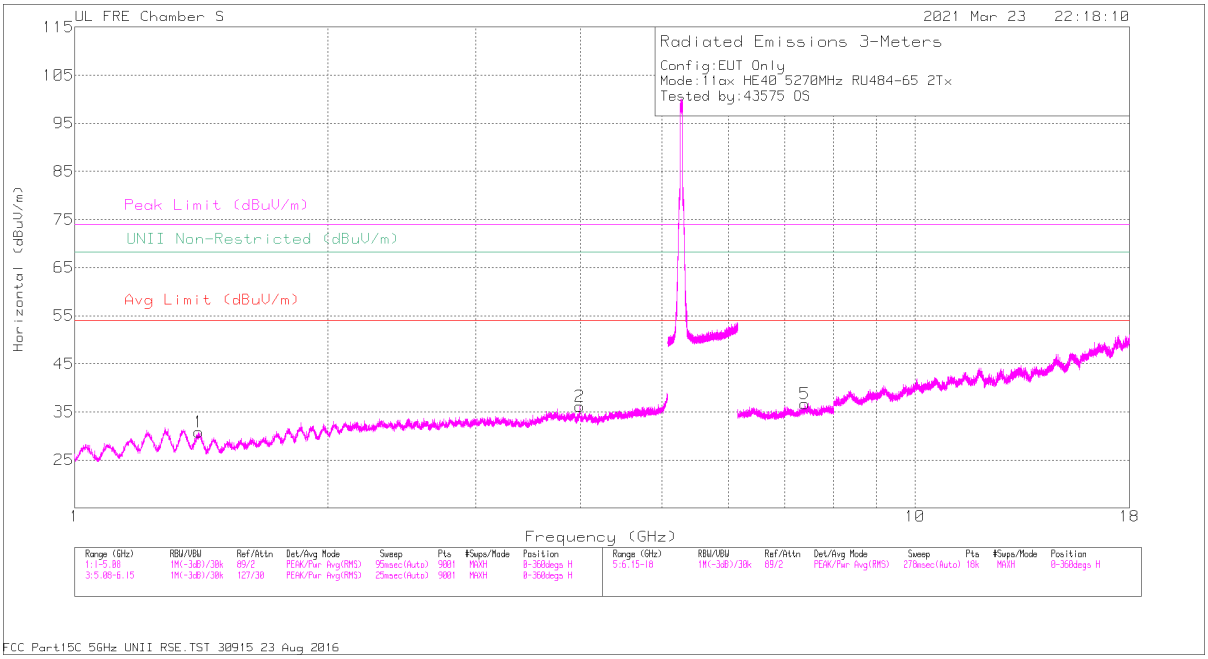

HORIZONTAL

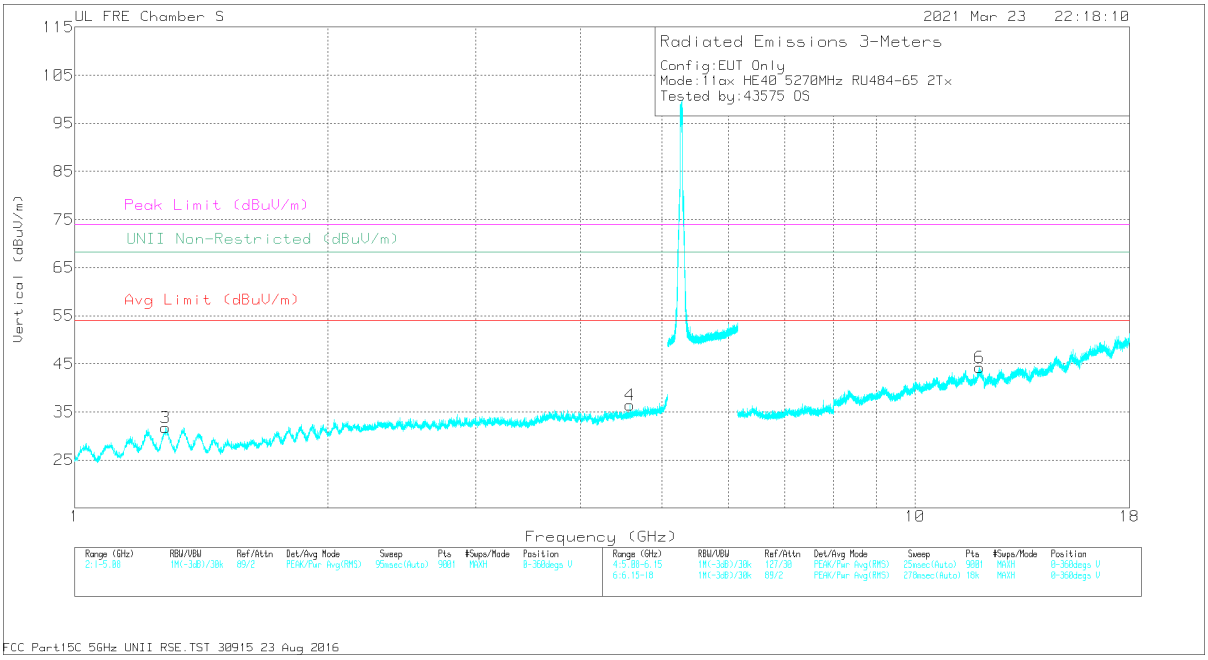

VERTICAL

UL VERIFICATION SERVICES INC.
47173 Benicia Street, Fremont, CA 94538; USA TEL:(510) 319-4000 FAX:(510) 661-0888

This report shall not be reproduced except in full, without the written approval of UL Verification Services Inc.

RADIATED EMISSIONS

Marker	Frequency (GHz)	Meter Reading (dBuV)	Det	AF PRE0213833 (dB/m)	Amp/Cbl/Fltr/Pad (dB)	Corrected Reading (dBuV/m)	Avg Limit (dBuV/m)	Margin (dB)	Peak Limit (dBuV/m)	PK Margin (dB)	UNII Non-Restricted (dBuV/m)	PK Margin (dB)	Azimuth (Degs)	Height (cm)	Polarity
1	* 1.4053	56.98	PK-U	28.6	-44.8	40.78	-	-	74	-33.22	-	-	360	100	H
	* 1.40506	45.44	ADR	28.6	-44.8	29.24	54	-24.76	-	-	-	-	360	100	H
2	* 3.99216	51.65	PK-U	33.7	-40.8	44.55	-	-	74	-29.45	-	-	360	100	H
	* 3.99115	40.08	ADR	33.7	-40.8	32.98	54	-21.02	-	-	-	-	360	100	H
3	* 1.28349	57.38	PK-U	29.1	-45.2	41.28	-	-	74	-32.72	-	-	360	201	V
	* 1.28312	45.99	ADR	29.1	-45.2	29.89	54	-24.11	-	-	-	-	360	201	V
4	* 4.57675	52.66	PK-U	34.2	-41.5	45.36	-	-	74	-28.64	-	-	360	200	V
	* 4.57478	40.82	ADR	34.2	-41.5	33.52	54	-20.48	-	-	-	-	360	200	V
5	* 7.39956	50.02	PK-U	36.3	-38.2	48.12	-	-	74	-25.88	-	-	360	100	H
	* 7.39894	38.55	ADR	36.3	-38.2	36.65	54	-17.35	-	-	-	-	360	100	H
6	* 11.93885	46.64	PK-U	38.8	-33.8	51.64	-	-	74	-22.36	-	-	360	201	V
	* 11.93749	35.12	ADR	38.8	-33.8	40.12	54	-13.88	-	-	-	-	360	201	V

* - indicates frequency in CFR47 Pt 15 / IC RSS-Restricted Band
PK-U - U-NII: Maximum Peak
ADR - U-NII AD primary method, RMS average

UL VERIFICATION SERVICES INC.
47173 Benicia Street, Fremont, CA 94538; USA TEL:(510) 319-4000 FAX:(510) 661-0888
This report shall not be reproduced except in full, without the written approval of UL Verification Services Inc.

HIGH CHANNEL RESULTS

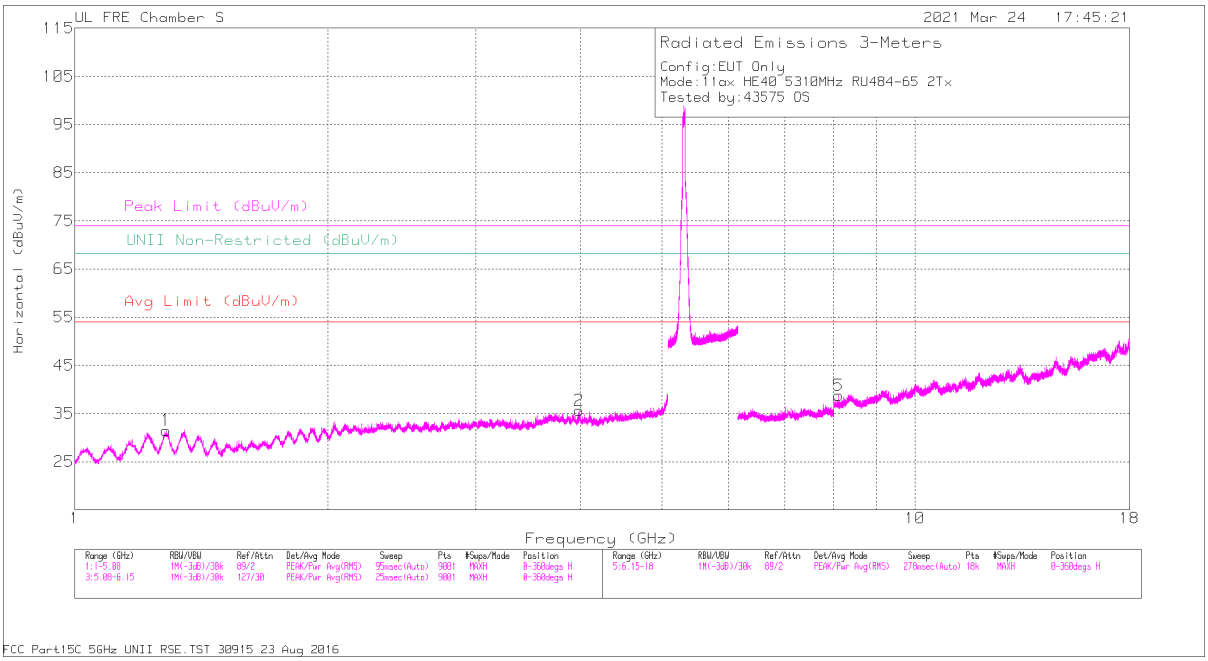

HORIZONTAL

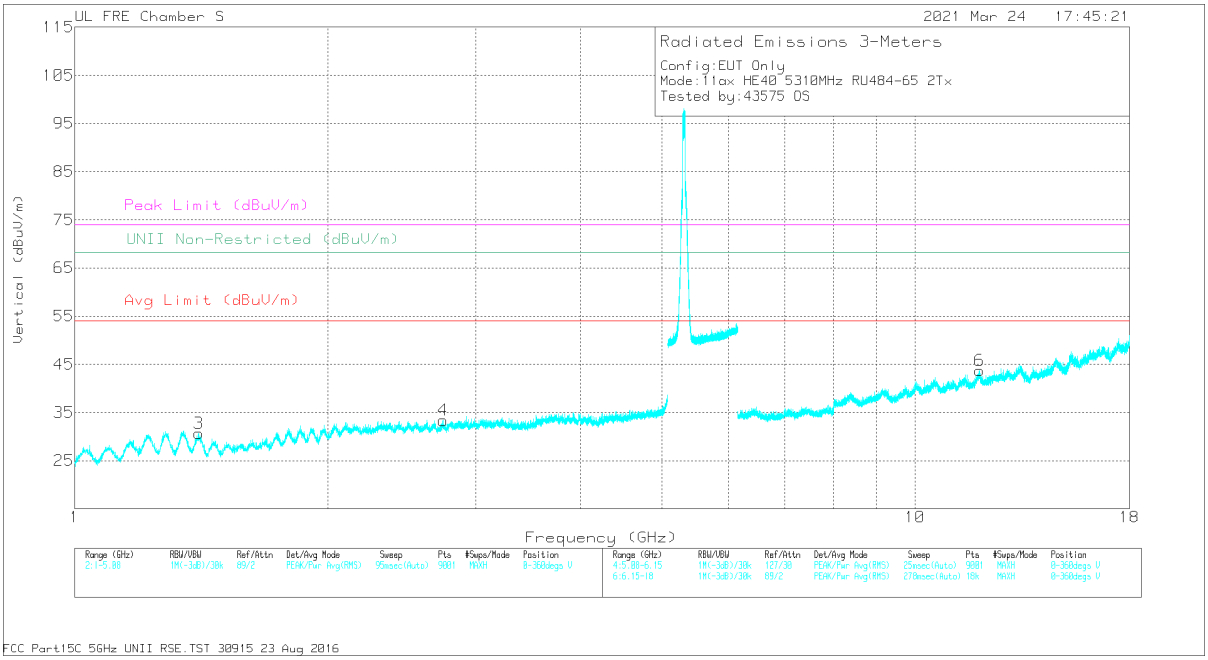

VERTICAL

UL VERIFICATION SERVICES INC.
47173 Benicia Street, Fremont, CA 94538; USA TEL:(510) 319-4000 FAX:(510) 661-0888

This report shall not be reproduced except in full, without the written approval of UL Verification Services Inc.

RADIATED EMISSIONS

Marker	Frequency (GHz)	Meter Reading (dBuV)	Det	AF PRE0213833 (dB/m)	Amp/Cbl/Fltr/Pad (dB)	Corrected Reading (dBuV/m)	Avg Limit (dBuV/m)	Margin (dB)	Peak Limit (dBuV/m)	PK Margin (dB)	UNII Non-Restricted (dBuV/m)	PK Margin (dB)	Azimuth (Degs)	Height (cm)	Polarity
1	* 1.28275	57.5	PK-U	29.1	-45.1	41.5	-	-	74	-32.5	-	-	0	100	H
	* 1.28294	45.95	ADR	29.1	-45.1	29.95	54	-24.05	-	-	-	-	0	100	H
2	* 3.98067	51.75	PK-U	33.7	-40.8	44.65	-	-	74	-29.35	-	-	0	100	H
	* 3.98003	39.97	ADR	33.7	-40.8	32.87	54	-21.13	-	-	-	-	0	100	H
3	* 1.40548	57.18	PK-U	28.6	-44.8	40.98	-	-	74	-33.02	-	-	0	201	V
	* 1.40221	45.03	ADR	28.7	-44.9	28.83	54	-25.17	-	-	-	-	0	201	V
4	* 2.74258	54.53	PK-U	32.4	-43.6	43.33	-	-	74	-30.67	-	-	0	200	V
	* 2.74377	42.71	ADR	32.4	-43.6	31.51	54	-22.49	-	-	-	-	0	200	V
5	* 8.10593	47.89	PK-U	36	-36.9	46.99	-	-	74	-27.01	-	-	0	200	H
	* 8.10665	36.49	ADR	36	-36.9	35.59	54	-18.41	-	-	-	-	0	200	H
6	* 11.94607	46.36	PK-U	38.7	-33.9	51.16	-	-	74	-22.84	-	-	0	100	V
	* 11.94527	35.01	ADR	38.7	-33.9	39.81	54	-14.19	-	-	-	-	0	100	V

* - indicates frequency in CFR47 Pt 15 / IC RSS-Restricted Band
PK-U - U-NII: Maximum Peak
ADR - U-NII AD primary method, RMS average

UL VERIFICATION SERVICES INC.
47173 Benicia Street, Fremont, CA 94538; USA TEL:(510) 319-4000 FAX:(510) 661-0888
This report shall not be reproduced except in full, without the written approval of UL Verification Services Inc.

2TX ANTENNA 6 + ANTENNA 5 OFDMA MODE – 26-Tone, RU Index 17

BANDEDGE (HIGH CHANNEL)

HORIZONTAL RESULT

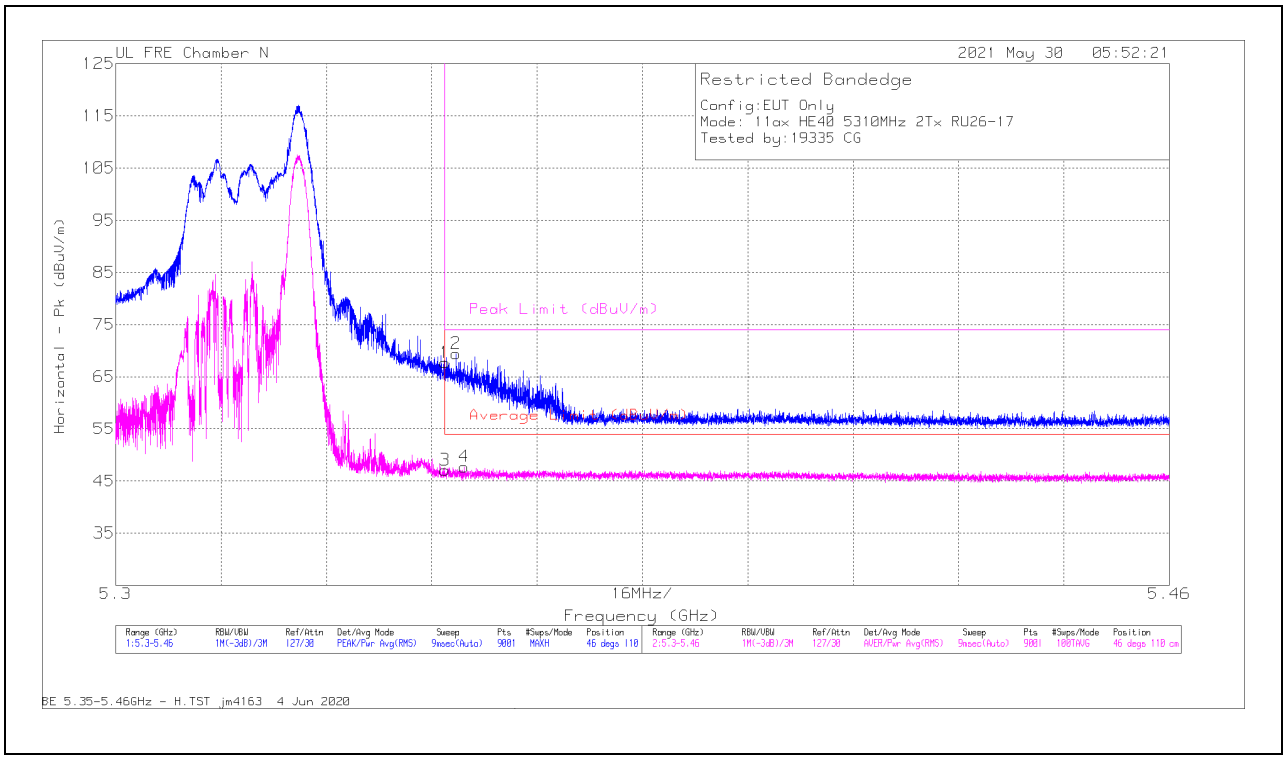

Marker	Frequency (GHz)	Meter Reading (dBuV)	Det	AF PRE0213971 (dB/m)	Amp/Cbl/Fltr/Pad (dB)	Corrected Reading (dBuV/m)	Average Limit (dBuV/m)	Margin (dB)	Peak Limit (dBuV/m)	PK Margin (dB)	Azimuth (Degs)	Height (cm)	Polarity
1	5.35001	66.39	Pk	34.5	-33.2	67.69	-	-	74	-6.31	46	110	H
3	5.35001	45.78	RMS	34.5	-33.2	47.08	54	-6.92	-	-	46	110	H
2	5.35166	68.11	Pk	34.5	-33.2	69.41	-	-	74	-4.59	46	110	H
4	5.35291	46.44	RMS	34.5	-33.2	47.74	54	-6.26	-	-	46	110	H

Pk - Peak detector
RMS - RMS detection

UL VERIFICATION SERVICES INC.
47173 Benicia Street, Fremont, CA 94538; USA TEL:(510) 319-4000 FAX:(510) 661-0888
This report shall not be reproduced except in full, without the written approval of UL Verification Services Inc.

VERTICAL RESULT

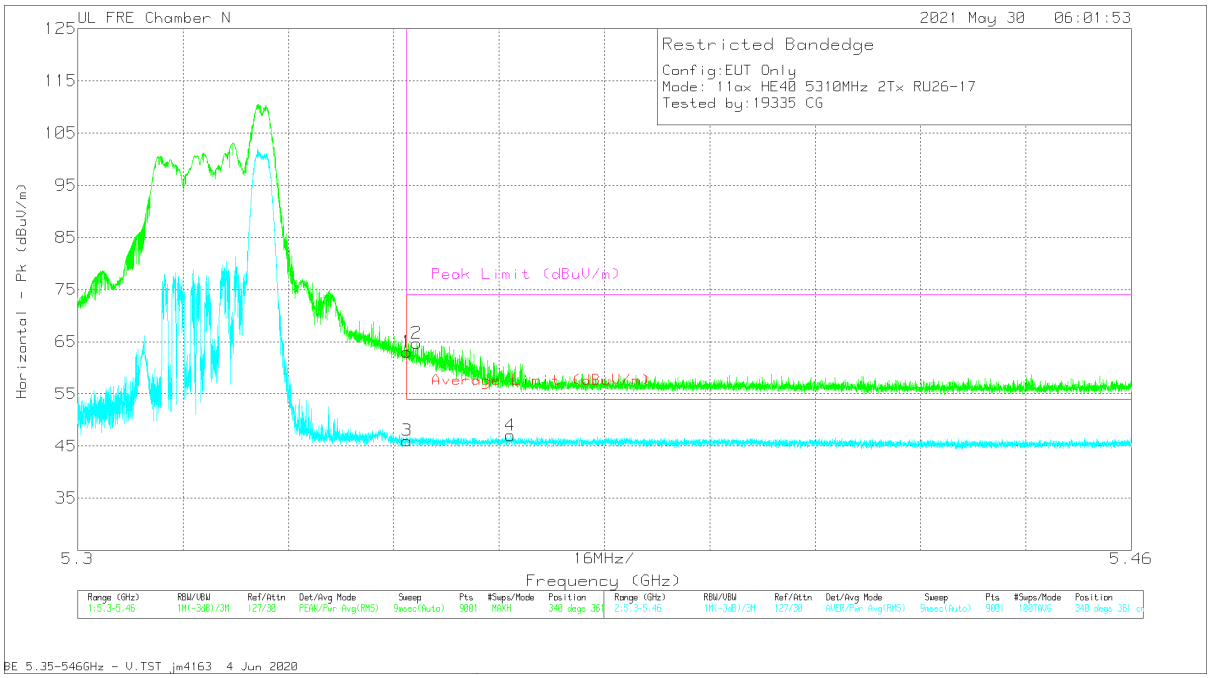

Marker	Frequency (GHz)	Meter Reading (dBuV)	Det	AF PRE0213971 (dB/m)	Amp/Cbl/Fltr/Pad (dB)	Corrected Reading (dBuV/m)	Average Limit (dBuV/m)	Margin (dB)	Peak Limit (dBuV/m)	PK Margin (dB)	Azimuth (Degs)	Height (cm)	Polarity
1	5.35001	61.71	Pk	34.5	-33.2	63.01	-	-	74	-10.99	340	361	V
3	5.35001	44.74	RMS	34.5	-33.2	46.04	54	-7.96	-	-	340	361	V
2	5.35147	63.42	Pk	34.5	-33.2	64.72	-	-	74	-9.28	340	361	V
4	5.36573	45.55	RMS	34.6	-33.1	47.05	54	-6.95	-	-	340	361	V

Pk - Peak detector
RMS - RMS detection

UL VERIFICATION SERVICES INC.
47173 Benicia Street, Fremont, CA 94538; USA TEL:(510) 319-4000 FAX:(510) 661-0888
This report shall not be reproduced except in full, without the written approval of UL Verification Services Inc.

HARMONICS AND SPURIOUS EMISSIONS

LOW CHANNEL RESULTS

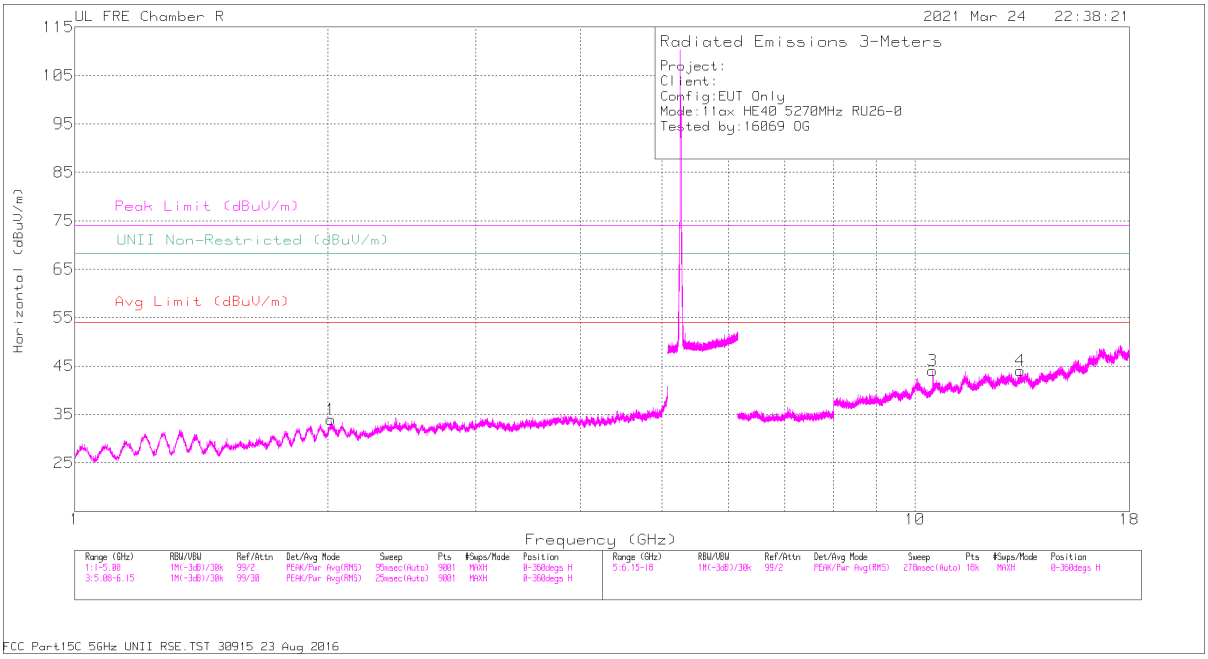

HORIZONTAL

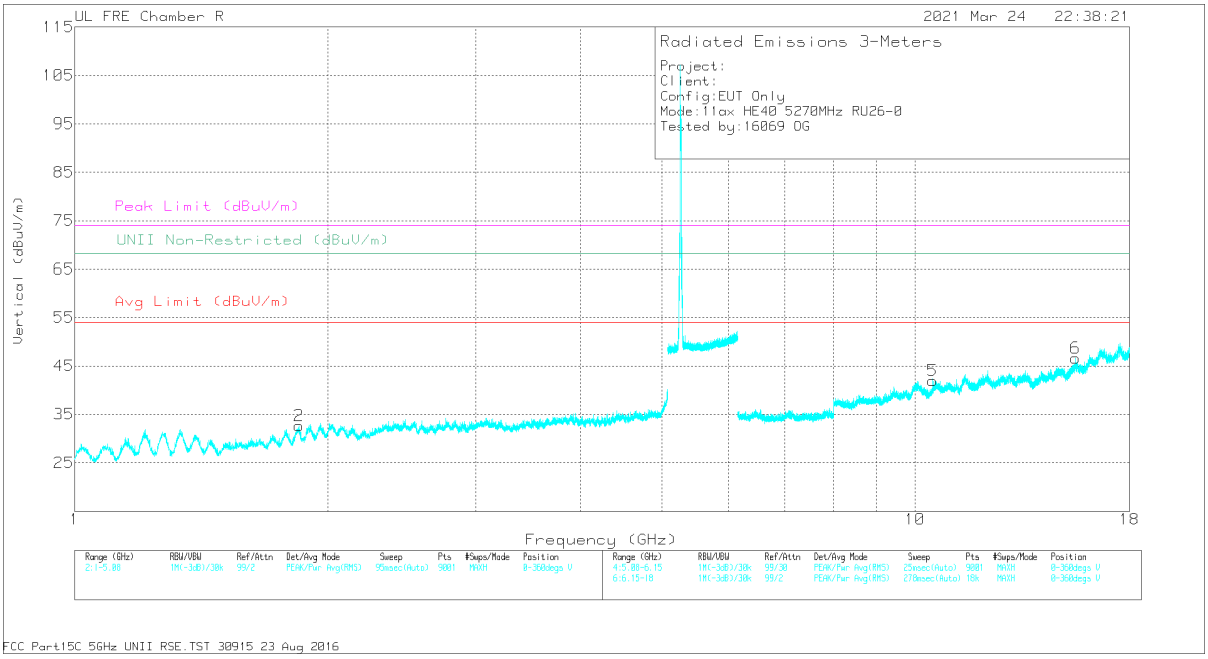

VERTICAL

UL VERIFICATION SERVICES INC.
47173 Benicia Street, Fremont, CA 94538; USA TEL:(510) 319-4000 FAX:(510) 661-0888

This report shall not be reproduced except in full, without the written approval of UL Verification Services Inc.

RADIATED EMISSIONS

Marker	Frequency (GHz)	Meter Reading (dBuV)	Det	AF PRE0213973 (dB/m)	Amp/Cbl/Fltr/Pad (dB)	Corrected Reading (dBuV/m)	Avg Limit (dBuV/m)	Margin (dB)	Peak Limit (dBuV/m)	PK Margin (dB)	UNII Non-Restricted (dBuV/m)	PK Margin (dB)	Azimuth (Degs)	Height (cm)	Polarity
4	* 13.34582	47.63	PK-U	39.2	-34.2	52.63	-	-	74	-21.37	-	-	360	100	H
	* 13.34752	35.81	ADR	39.2	-34.2	40.81	54	-13.19	-	-	-	-	360	100	H
6	* 15.5303	48.04	PK-U	40.5	-32	56.54	-	-	74	-17.46	-	-	360	200	V
	* 15.53052	35.71	ADR	40.5	-32	44.21	54	-9.79	-	-	-	-	360	200	V
2	1.84818	56.83	PK-U	30.7	-45.5	42.03	-	-	-	-	68.2	-26.17	360	201	V
1	2.01711	57.11	PK-U	31.5	-45.3	43.31	-	-	-	-	68.2	-24.89	360	100	H
3	10.50478	48.59	PK-U	37.7	-35.7	50.59	-	-	-	-	68.2	-17.61	360	100	H
5	10.50505	49.11	PK-U	37.7	-35.7	51.11	-	-	-	-	68.2	-17.09	360	201	V

* - indicates frequency in CFR47 Pt 15 / IC RSS-Restricted Band
PK-U - U-NII: Maximum Peak
ADR - U-NII AD primary method, RMS average

UL VERIFICATION SERVICES INC.
47173 Benicia Street, Fremont, CA 94538; USA TEL:(510) 319-4000 FAX:(510) 661-0888
This report shall not be reproduced except in full, without the written approval of UL Verification Services Inc.

HIGH CHANNEL RESULTS

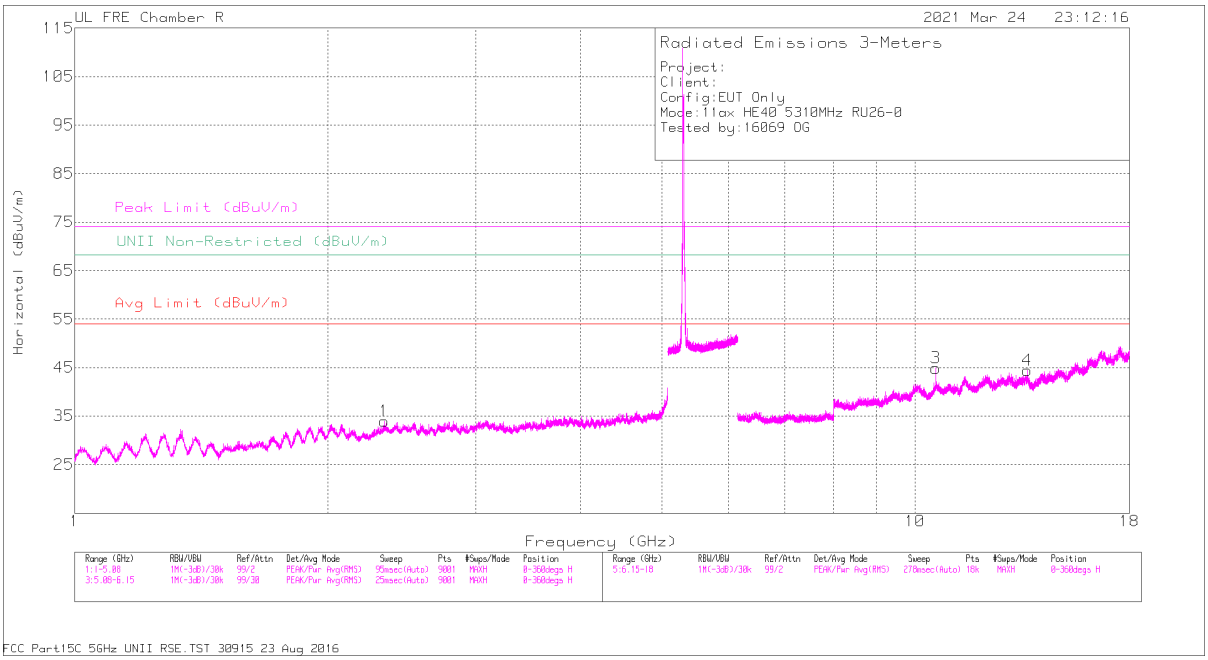

HORIZONTAL

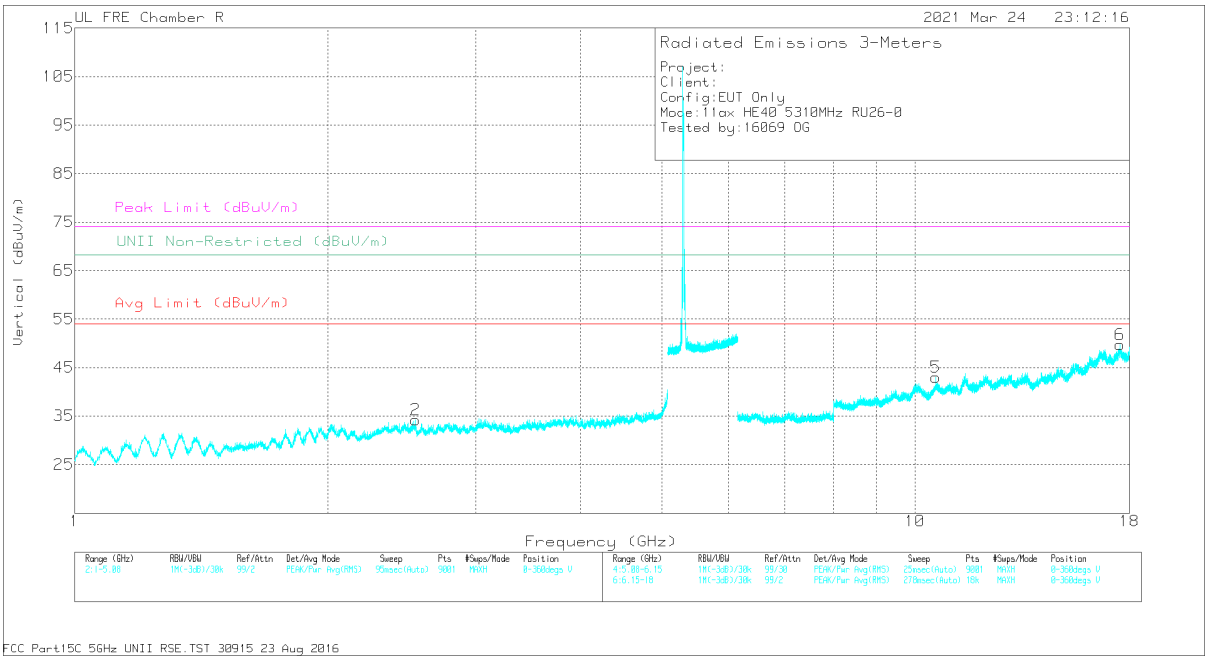

VERTICAL

UL VERIFICATION SERVICES INC.
47173 Benicia Street, Fremont, CA 94538; USA TEL:(510) 319-4000 FAX:(510) 661-0888

This report shall not be reproduced except in full, without the written approval of UL Verification Services Inc.

RADIATED EMISSIONS

Marker	Frequency (GHz)	Meter Reading (dBuV)	Det	AF PRE0213973 (dB/m)	Amp/Cbl/Fltr/Pad (dB)	Corrected Reading (dBuV/m)	Avg Limit (dBuV/m)	Margin (dB)	Peak Limit (dBuV/m)	PK Margin (dB)	UNII Non-Restricted (dBuV/m)	PK Margin (dB)	Azimuth (Degs)	Height (cm)	Polarity
1	* 2.33398	56.13	PK-U	32.3	-45.4	43.03	-	-	74	-30.97	-	-	360	100	H
	* 2.3324	44.57	ADR	32.3	-45.5	31.37	54	-22.63	-	-	-	-	360	100	H
2	2.54594	55.49	PK-U	32.5	-44.6	43.39	-	-	-	-	68.2	-24.81	360	201	V
5	10.58309	49.66	PK-U	37.9	-35.2	52.36	-	-	-	-	68.2	-15.84	360	201	V
3	10.58481	49.31	PK-U	37.9	-35.2	52.01	-	-	-	-	68.2	-16.19	360	100	H
4	13.61112	48.5	PK-U	38.6	-33.5	53.6	-	-	-	-	68.2	-14.6	360	100	H
6	17.55197	48.27	PK-U	42.3	-31.6	58.97	-	-	-	-	68.2	-9.23	360	200	V

* - indicates frequency in CFR47 Pt 15 / IC RSS-Restricted Band
PK-U - U-NII: Maximum Peak
ADR - U-NII AD primary method, RMS average

UL VERIFICATION SERVICES INC.
47173 Benicia Street, Fremont, CA 94538; USA TEL:(510) 319-4000 FAX:(510) 661-0888
This report shall not be reproduced except in full, without the written approval of UL Verification Services Inc.

1.1.12. TX ABOVE 1 GHz 802.11ax HE80 MODE IN THE 5.3 GHz BAND

1TX ANTENNA 6 – 996-Tone, RU Index 67

BANDEDGE (MID CHANNEL)

HORIZONTAL RESULT

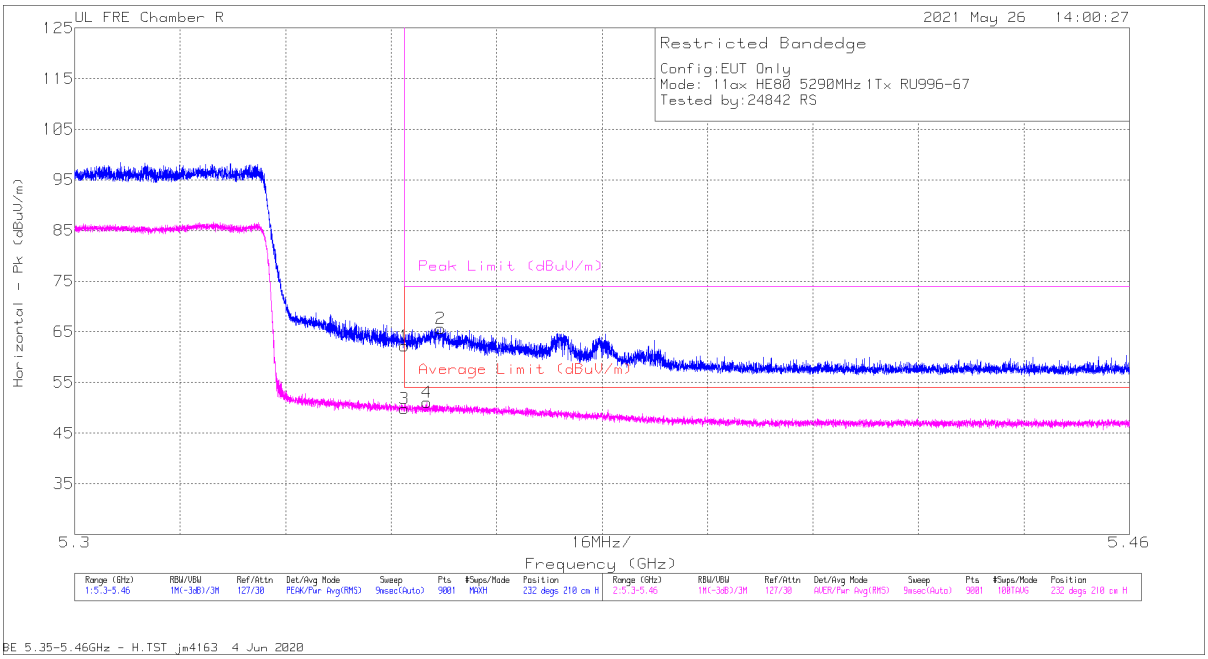

Marker	Frequency (GHz)	Meter Reading (dBuV)	Det	AF PRE0213973 (dB/m)	Amp/Cbl/Fltr/Pad (dB)	DC Corr (dB)	Corrected Reading (dBuV/m)	Average Limit (dBuV/m)	Margin (dB)	Peak Limit (dBuV/m)	PK Margin (dB)	Azimuth (Degs)	Height (cm)	Polarity
1	5.35001	59.08	Pk	34.4	-31.3	0	62.18	-	-	74	-11.82	232	210	H
3	5.35001	46.6	RMS	34.4	-31.3	.12	49.82	54	-4.18	-	-	232	210	H
4	5.35339	47.8	RMS	34.4	-31.3	.12	51.02	54	-2.98	-	-	232	210	H
2	5.35547	62.51	Pk	34.4	-31.3	0	65.61	-	-	74	-8.39	232	210	H

Pk - Peak detector
RMS - RMS detection

UL VERIFICATION SERVICES INC.
47173 Benicia Street, Fremont, CA 94538; USA TEL:(510) 319-4000 FAX:(510) 661-0888
This report shall not be reproduced except in full, without the written approval of UL Verification Services Inc.

VERTICAL RESULT

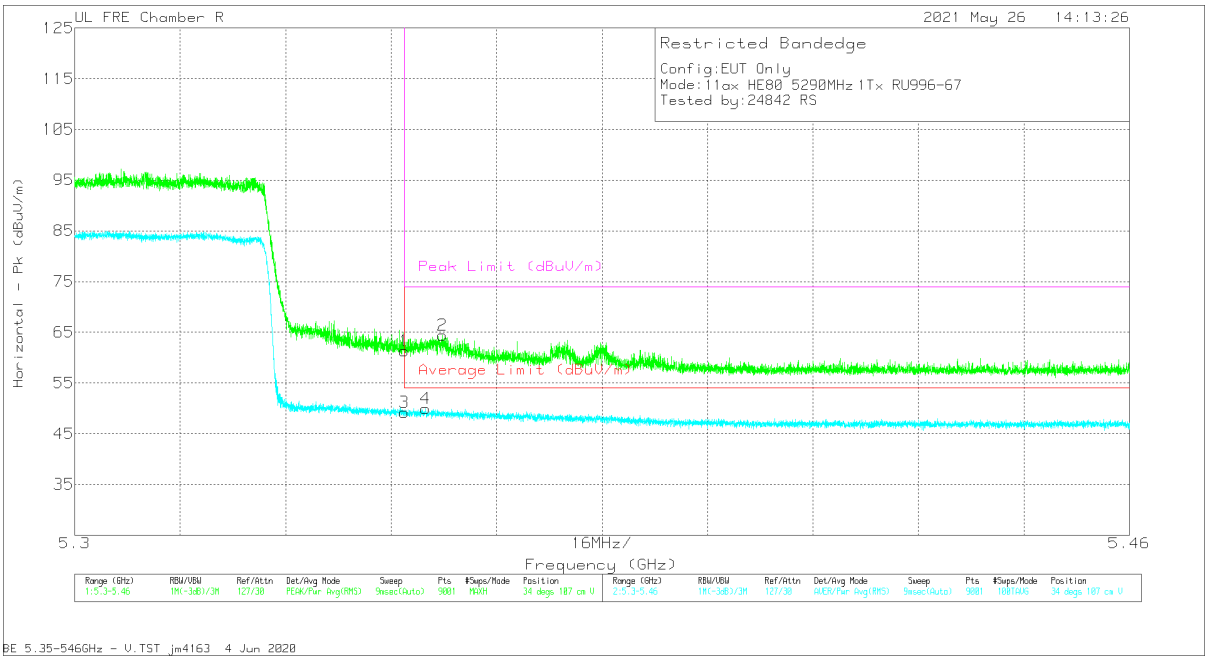

Marker	Frequency (GHz)	Meter Reading (dBuV)	Det	AF PRE0213973 (dB/m)	Amp/Cbl/Fltr/Pad (dB)	DC Corr (dB)	Corrected Reading (dBuV/m)	Average Limit (dBuV/m)	Margin (dB)	Peak Limit (dBuV/m)	PK Margin (dB)	Azimuth (Degs)	Height (cm)	Polarity
1	5.35001	58.21	Pk	34.4	-31.3	0	61.31	-	-	74	-12.69	34	107	V
3	5.35001	45.99	RMS	34.4	-31.3	.12	49.21	54	-4.79	-	-	34	107	V
4	5.35323	46.73	RMS	34.4	-31.3	.12	49.95	54	-4.05	-	-	34	107	V
2	5.35575	61.21	Pk	34.4	-31.2	0	64.41	-	-	74	-9.59	34	107	V

Pk - Peak detector
RMS - RMS detection

UL VERIFICATION SERVICES INC.
47173 Benicia Street, Fremont, CA 94538; USA TEL:(510) 319-4000 FAX:(510) 661-0888
This report shall not be reproduced except in full, without the written approval of UL Verification Services Inc.

1TX ANTENNA 6 – 26-Tone, RU Index 36

BANDEDGE (MID CHANNEL)

HORIZONTAL RESULT

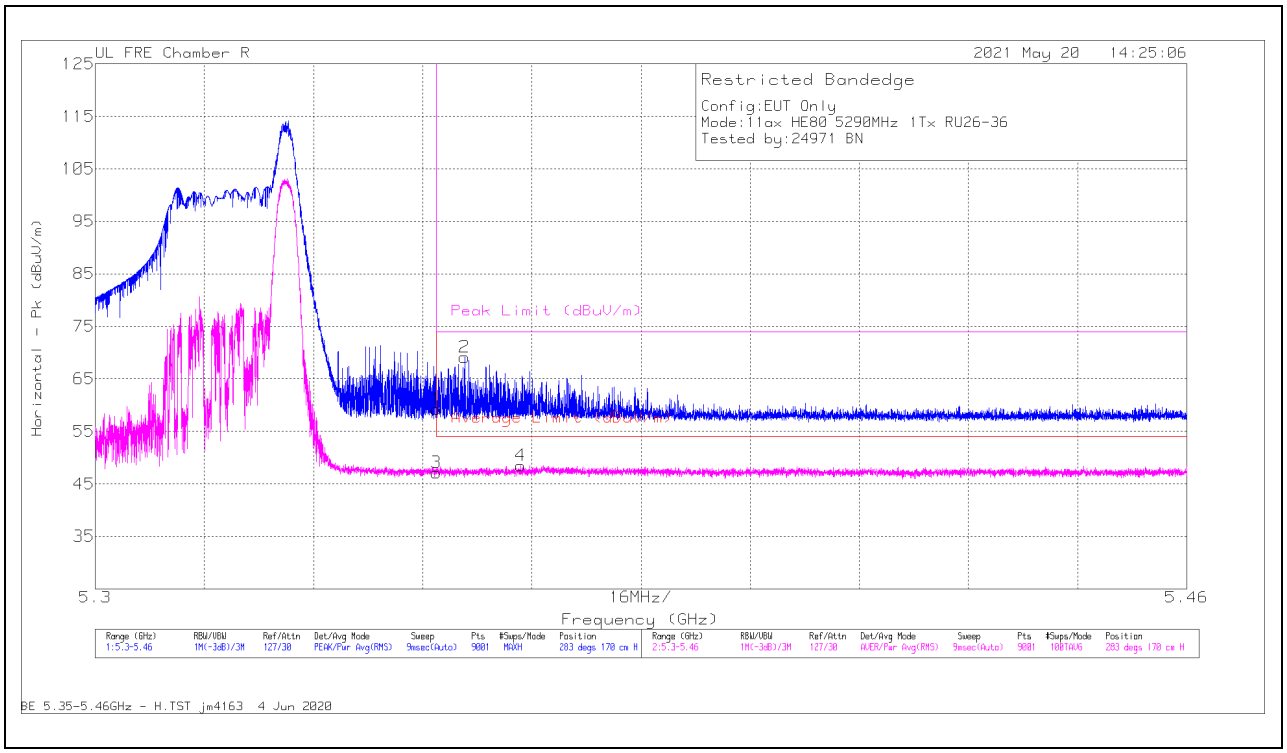

Marker	Frequency (GHz)	Meter Reading (dBuV)	Det	AF PRE0213973 (dB/m)	Amp/Cbl/Fltr/Pad (dB)	DC Corr (dB)	Corrected Reading (dBuV/m)	Average Limit (dBuV/m)	Margin (dB)	Peak Limit (dBuV/m)	PK Margin (dB)	Azimuth (Degs)	Height (cm)	Polarity
1	5.35001	56.18	Pk	34.4	-31.3	0	59.28	-	-	74	-14.72	283	170	H
3	5.35001	43.98	RMS	34.4	-31.3	.12	47.20	54	-6.80	-	-	283	170	H
2	5.35413	66.05	Pk	34.4	-31.3	0	69.15	-	-	74	-4.85	283	170	H
4	5.36235	45.27	RMS	34.4	-31.2	.12	48.59	54	-5.41	-	-	283	170	H

Pk - Peak detector
RMS - RMS detection

UL VERIFICATION SERVICES INC.
47173 Benicia Street, Fremont, CA 94538; USA TEL:(510) 319-4000 FAX:(510) 661-0888
This report shall not be reproduced except in full, without the written approval of UL Verification Services Inc.

VERTICAL RESULT

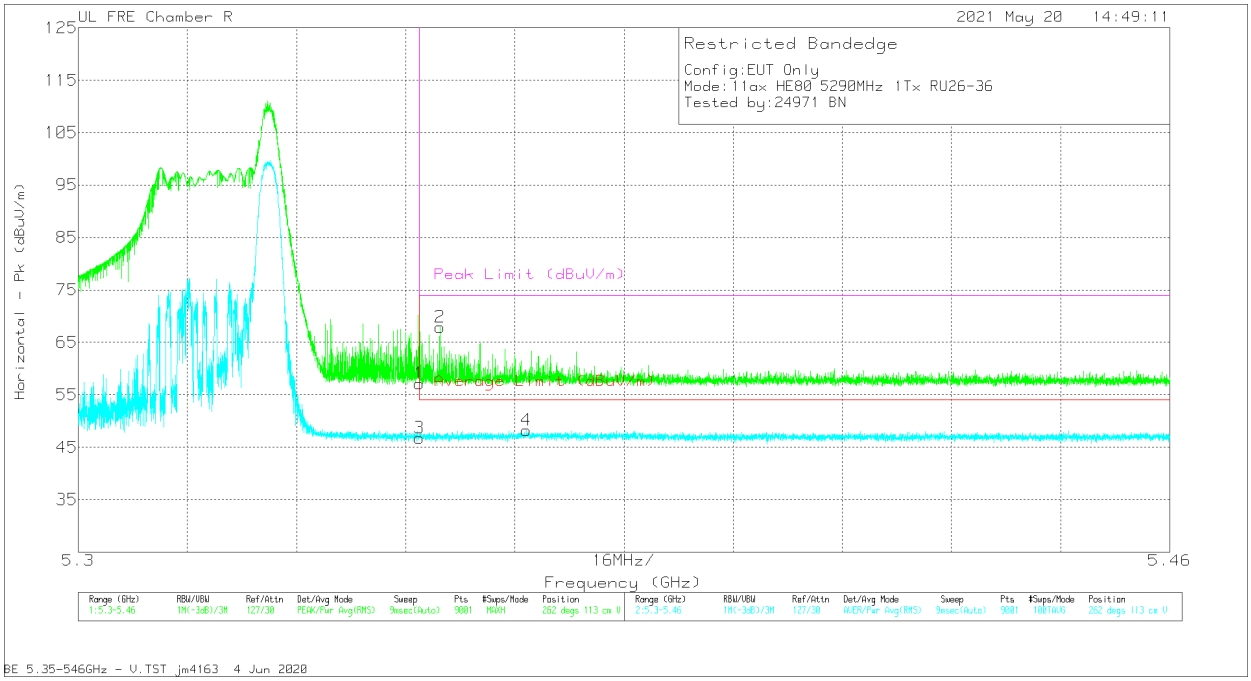

Marker	Frequency (GHz)	Meter Reading (dBuV)	Det	AF PRE0213973 (dB/m)	Amp/Cbl/Fltr/Pad (dB)	DC Corr (dB)	Corrected Reading (dBuV/m)	Average Limit (dBuV/m)	Margin (dB)	Peak Limit (dBuV/m)	PK Margin (dB)	Azimuth (Degs)	Height (cm)	Polarity
1	5.35001	54.08	Pk	34.4	-31.3	0	57.18	-	-	74	-16.82	262	113	V
3	5.35001	43.69	RMS	34.4	-31.3	.12	46.91	54	-7.09	-	-	262	113	V
2	5.353	64.76	Pk	34.4	-31.3	0	67.86	-	-	74	-6.14	262	113	V
4	5.36567	45.05	RMS	34.4	-31.2	.12	48.37	54	-5.63	-	-	262	113	V

Pk - Peak detector
RMS - RMS detection

UL VERIFICATION SERVICES INC.
47173 Benicia Street, Fremont, CA 94538; USA TEL:(510) 319-4000 FAX:(510) 661-0888
This report shall not be reproduced except in full, without the written approval of UL Verification Services Inc.

1TX ANTENNA 5 – 996-Tone, RU Index 67

BANDEDGE (MID CHANNEL)

HORIZONTAL RESULT

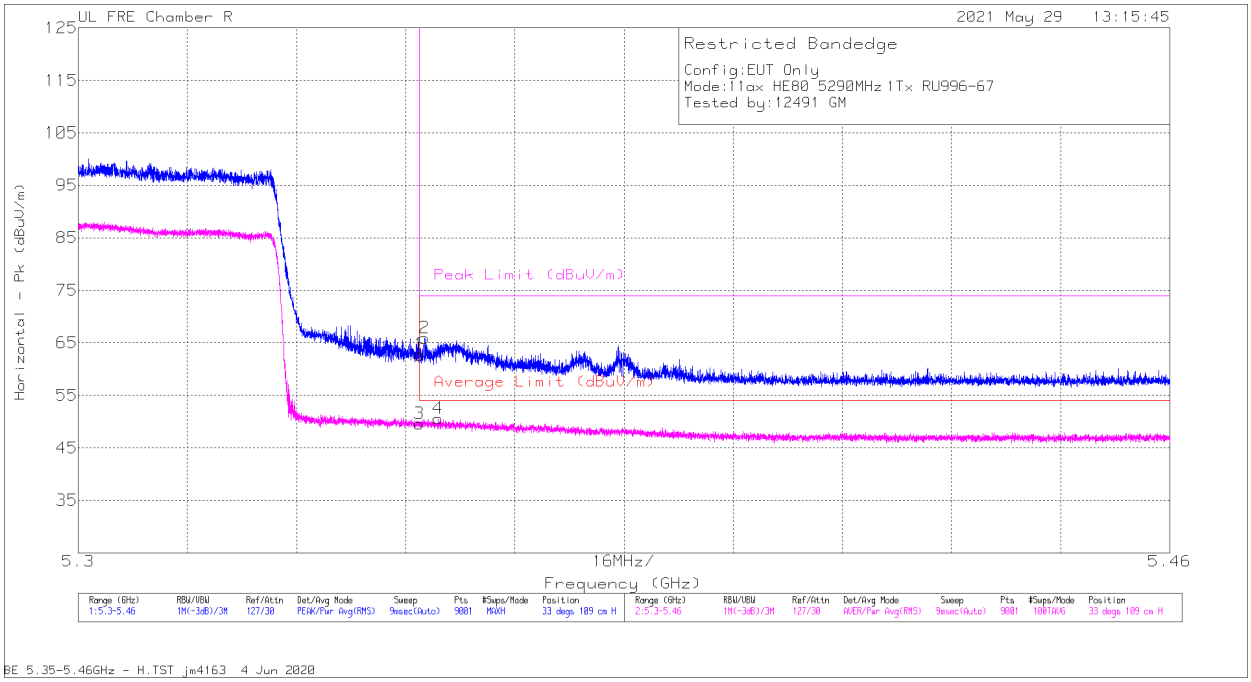

Marker	Frequency (GHz)	Meter Reading (dBuV)	Det	AF PRE0213973 (dB/m)	Amp/Cbl/Fltr/Pad (dB)	DC Corr (dB)	Corrected Reading (dBuV/m)	Average Limit (dBuV/m)	Margin (dB)	Peak Limit (dBuV/m)	PK Margin (dB)	Azimuth (Degs)	Height (cm)	Polarity
1	5.35001	59.66	Pk	34.4	-31.3	0	62.76	-	-	74	-11.24	33	109	H
3	5.35001	46.33	RMS	34.4	-31.3	.12	49.55	54	-4.45	-	-	33	109	H
2	5.35079	62.85	Pk	34.4	-31.3	0	65.95	-	-	74	-8.05	33	109	H
4	5.35273	47.3	RMS	34.4	-31.3	.12	50.52	54	-3.48	-	-	33	109	H

Pk - Peak detector
RMS - RMS detection

UL VERIFICATION SERVICES INC.
47173 Benicia Street, Fremont, CA 94538; USA TEL:(510) 319-4000 FAX:(510) 661-0888
This report shall not be reproduced except in full, without the written approval of UL Verification Services Inc.

VERTICAL RESULT

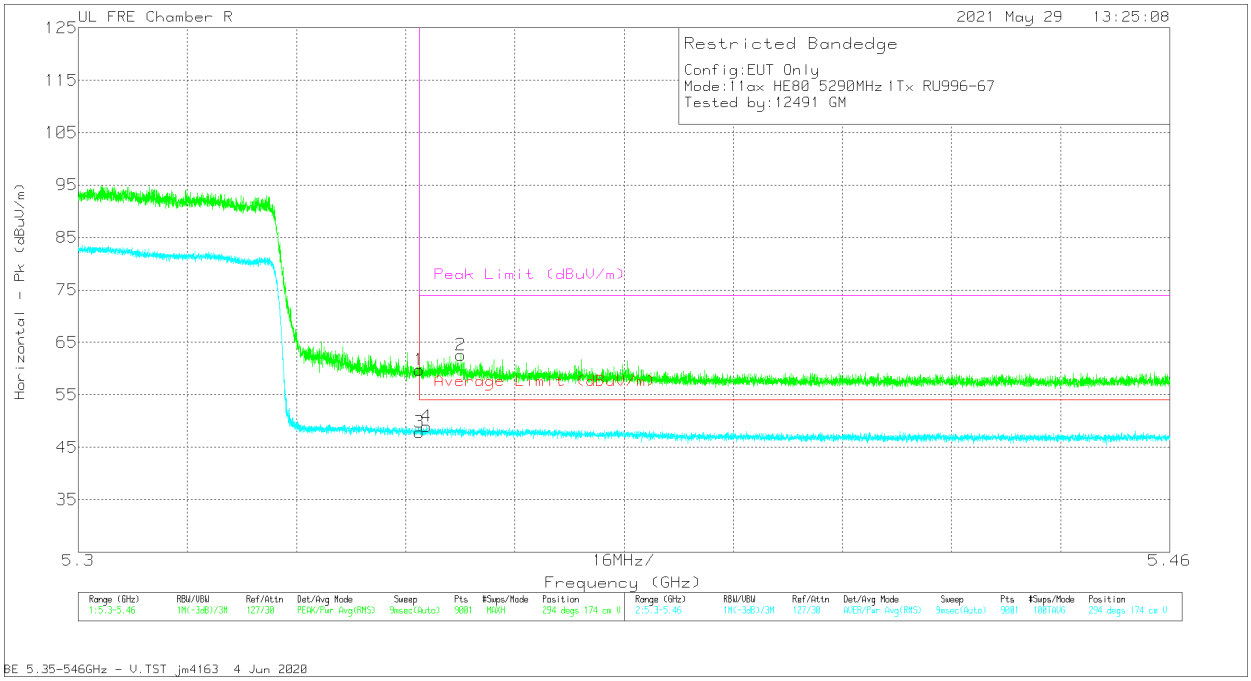

Marker	Frequency (GHz)	Meter Reading (dBuV)	Det	AF PRE0213973 (dB/m)	Amp/Cbl/Fltr/Pad (dB)	DC Corr (dB)	Corrected Reading (dBuV/m)	Average Limit (dBuV/m)	Margin (dB)	Peak Limit (dBuV/m)	PK Margin (dB)	Azimuth (Degs)	Height (cm)	Polarity
1	5.35001	56.59	Pk	34.4	-31.3	0	59.69	-	-	74	-14.31	294	174	V
3	5.35001	44.68	RMS	34.4	-31.3	.12	47.9	54	-6.1	-	-	294	174	V
4	5.35101	45.79	RMS	34.4	-31.3	.12	49.01	54	-4.99	-	-	294	174	V
2	5.35607	59.39	Pk	34.4	-31.2	0	62.59	-	-	74	-11.41	294	174	V

Pk - Peak detector
RMS - RMS detection

UL VERIFICATION SERVICES INC.
47173 Benicia Street, Fremont, CA 94538; USA TEL:(510) 319-4000 FAX:(510) 661-0888
This report shall not be reproduced except in full, without the written approval of UL Verification Services Inc.