1TX Antenna 5 MODE: 26 Tones, RU Index 0

Channel	Frequency (MHz)	6 dB Bandwidth (MHz)	Minimum Limit (MHz)
Mid	5775	1.98	0.5

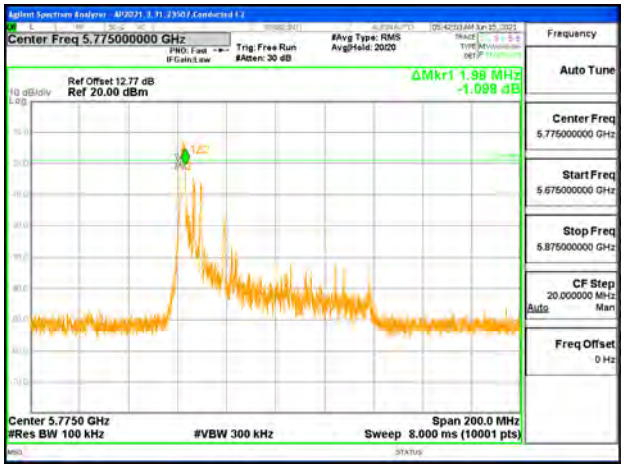

MID CHANNEL

1TX Antenna 5 MODE: 26 Tones, RU Index 18

Channel	Frequency (MHz)	6 dB Bandwidth (MHz)	Minimum Limit (MHz)
Mid	5775	2.45	0.5

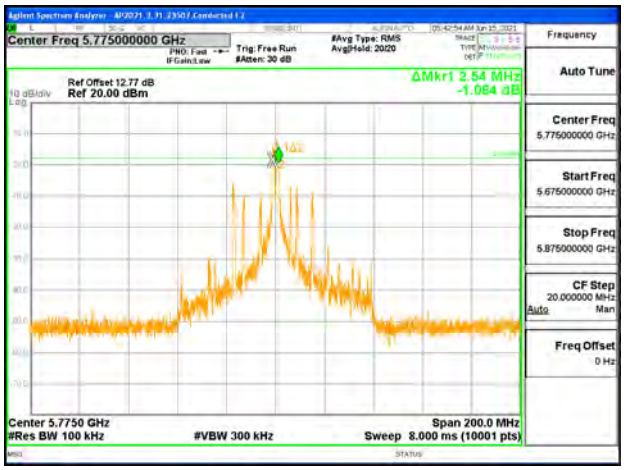

MID CHANNEL

UL VERIFICATION SERVICES INC.
47173 Benicia Street, Fremont, CA 94538; USA TEL:(510) 319-4000 FAX:(510) 661-0888

This report shall not be reproduced except in full, without the written approval of UL Verification Services Inc.

1TX Antenna 5 MODE: 26 Tones, RU Index 36

Channel	Frequency (MHz)	6 dB Bandwidth (MHz)	Minimum Limit (MHz)
Mid	5775	2.06	0.5
138	5690	1.98	0.5

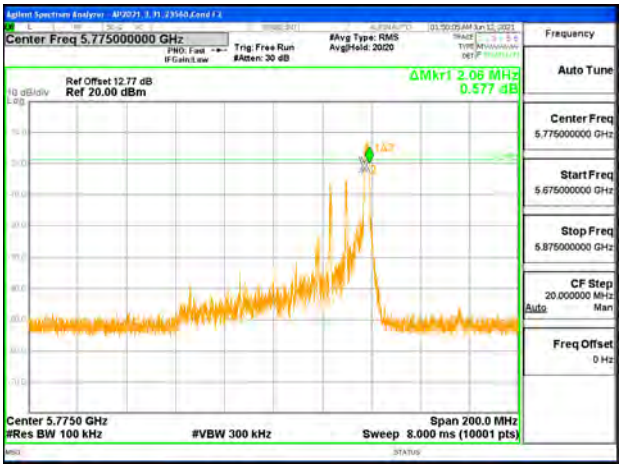

MID CHANNEL

1TX Antenna 5 MODE: SU Mode

Channel	Frequency (MHz)	6 dB Bandwidth (MHz)	Minimum Limit (MHz)
Mid	5775	76.64	0.5
138	5690	4.08	0.5

MID CHANNEL

UL VERIFICATION SERVICES INC.
47173 Benicia Street, Fremont, CA 94538; USA TEL:(510) 319-4000 FAX:(510) 661-0888

This report shall not be reproduced except in full, without the written approval of UL Verification Services Inc.

2TX Antenna 6 + Antenna 5 OFDMA MODE: 26 Tones, RU Index 0

Channel	Frequency (MHz)	6 dB Bandwidth Antenna 6 (MHz)	6 dB Bandwidth Antenna 5 (MHz)	Minimum Limit (MHz)
Mid	5775	2.04	2.02	0.5

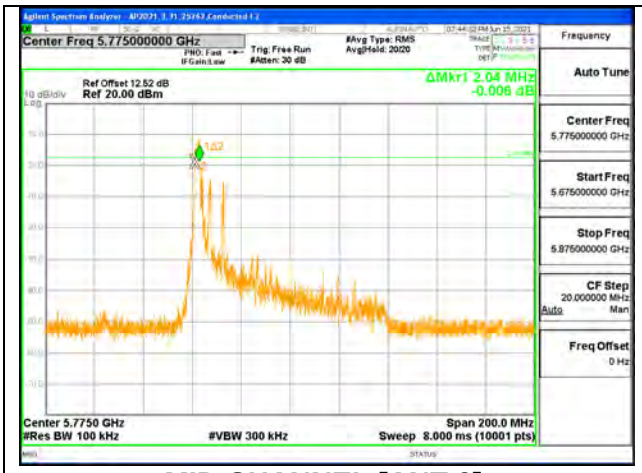

MID CHANNEL [ANT 6]

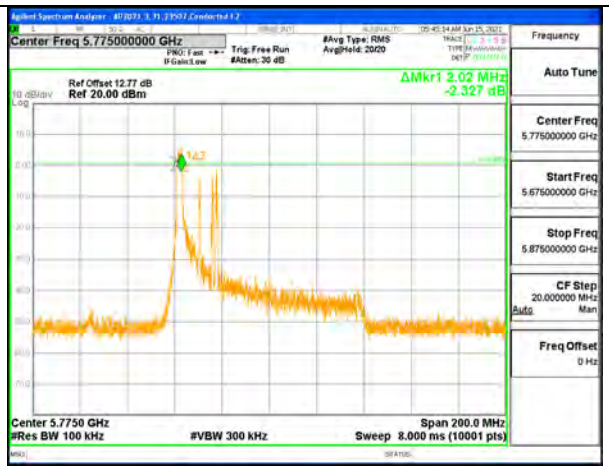

MID CHANNEL [ANT 5]

2TX Antenna 6 + Antenna 5 OFDMA MODE: 26 Tones, RU Index 18

Channel	Frequency (MHz)	6 dB Bandwidth Antenna 6 (MHz)	6 dB Bandwidth Antenna 5 (MHz)	Minimum Limit (MHz)
Mid	5775	2.56	2.62	0.5

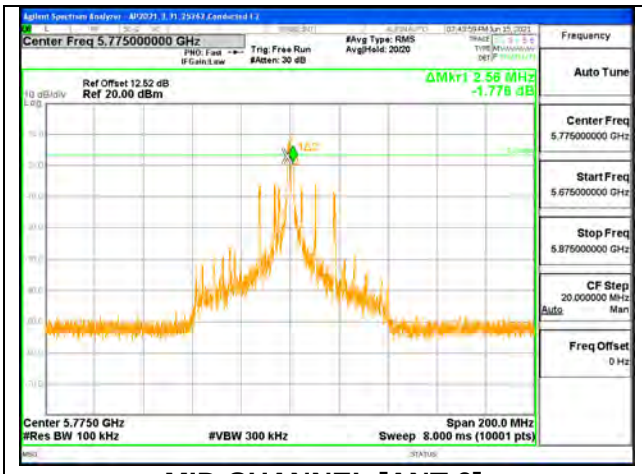

MID CHANNEL [ANT 6]

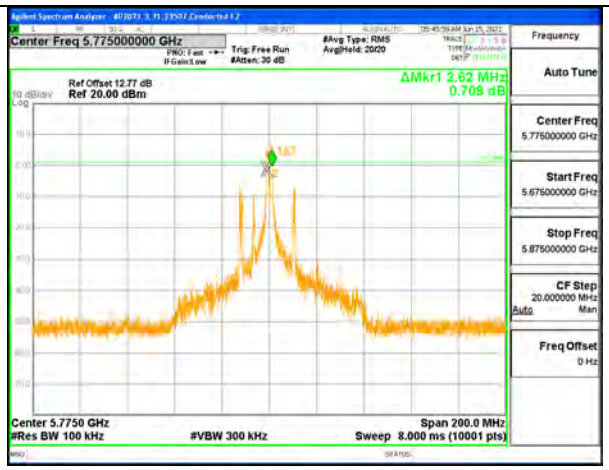

MID CHANNEL [ANT 5]

UL VERIFICATION SERVICES INC.
47173 Benicia Street, Fremont, CA 94538; USA TEL:(510) 319-4000 FAX:(510) 661-0888

This report shall not be reproduced except in full, without the written approval of UL Verification Services Inc.

2TX Antenna 6 + Antenna 5 OFDMA MODE: 26 Tones, RU Index 36

Channel	Frequency (MHz)	6 dB Bandwidth Antenna 6 (MHz)	6 dB Bandwidth Antenna 5 (MHz)	Minimum Limit (MHz)
Mid	5775	2.08	2.04	0.5
138	5690	2.00	1.96	0.5

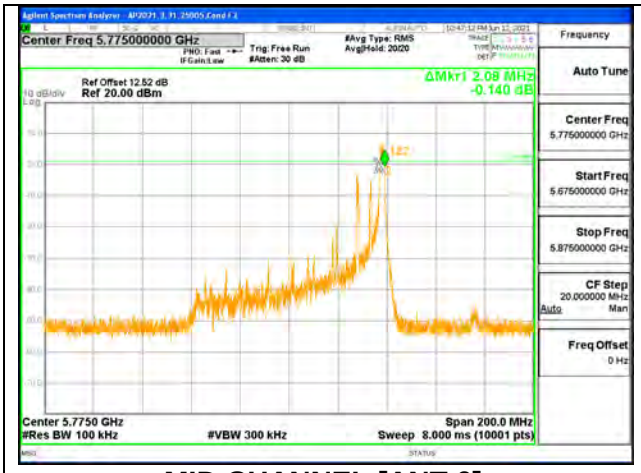

MID CHANNEL [ANT 6]

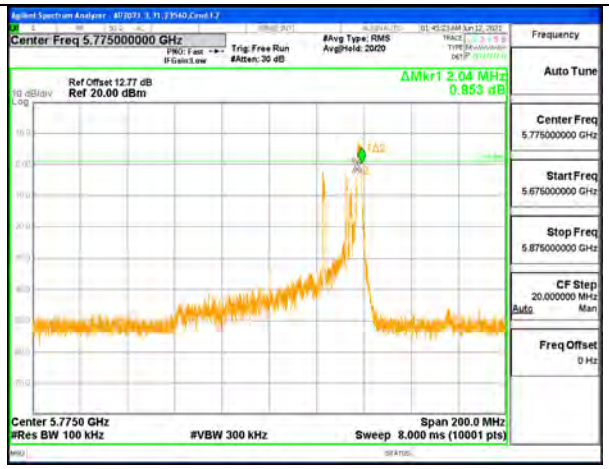

MID CHANNEL [ANT 5]

2TX Antenna 6 + Antenna 5 OFDMA MODE: SU Mode

Channel	Frequency (MHz)	6 dB Bandwidth Antenna 6 (MHz)	6 dB Bandwidth Antenna 5 (MHz)	Minimum Limit (MHz)
Mid	5775	76.32	77.82	0.5
138	5690	3.94	4.04	0.5

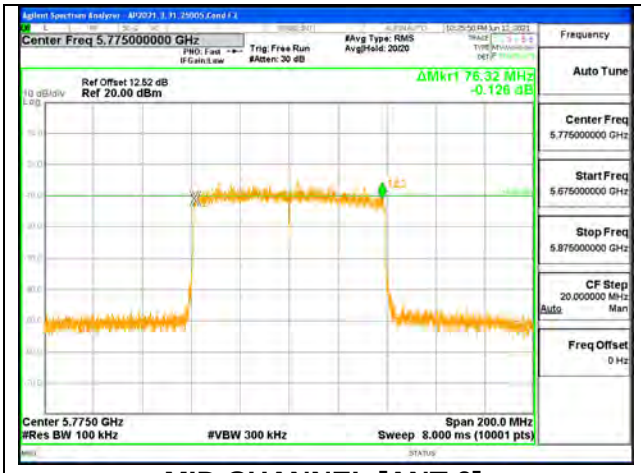

MID CHANNEL [ANT 6]

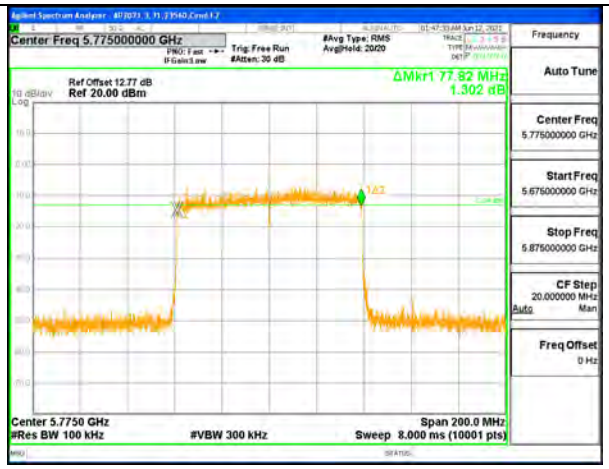

MID CHANNEL [ANT 5]

UL VERIFICATION SERVICES INC.
47173 Benicia Street, Fremont, CA 94538; USA TEL:(510) 319-4000 FAX:(510) 661-0888

This report shall not be reproduced except in full, without the written approval of UL Verification Services Inc.

9.4. OUTPUT POWER AND PSD

LIMITS

FCC §15.407

Band 5.15–5.25 GHz

(iv) For mobile and portable client devices in the 5.15-5.25 GHz band, the maximum conducted output power over the frequency band of operation shall not exceed 250 mW provided the maximum antenna gain does not exceed 6 dBi. In addition, the maximum power spectral density shall not exceed 11 dBm in any 1-megahertz band. If transmitting antennas of directional gain greater than 6 dBi are used, both the maximum conducted output power and the maximum power spectral density shall be reduced by the amount in dB that the directional gain of the antenna exceeds 6 dBi.

Bands 5.25-5.35 GHz and 5.47-5.725 GHz
The maximum conducted output power over the frequency bands of operation shall not exceed the lesser of 250 mW or 11 dBm + 10 log B, where B is the 26 dB emission bandwidth in megahertz. In addition, the maximum power spectral density shall not exceed 11 dBm in any 1-megahertz band. If transmitting antennas of directional gain greater than 6 dBi are used, both the maximum conducted output power and the maximum power spectral density shall be reduced by the amount in dB that the directional gain of the antenna exceeds 6 dBi.

Band 5.725-5.85 GHz

The maximum conducted output power over the frequency band of operation shall not exceed 1 W. In addition, the maximum power spectral density shall not exceed 30 dBm in any 500-kHz band. If transmitting antennas of directional gain greater than 6 dBi are used, both the maximum conducted output power and the maximum power spectral density shall be reduced by the amount in dB that the directional gain of the antenna exceeds 6 dBi. However, fixed point-to-point U-NII devices operating in this band may employ transmitting antennas with directional gain greater than 6 dBi without any corresponding reduction in transmitter conducted power. Fixed, point-to-point operations exclude the use of point-to-multipoint systems, omnidirectional applications, and multiple collocated transmitters transmitting the same information.

TEST PROCEDURE

The measurement method used for output power is KDB 789033 D02 v02r01, Section E.3.b (Method PM-G).

The measurement method used for power spectral density is KDB 789033 D02 v02r01, Section F.

For all straddle channels, full bandwidth power is reported in the 5.6GHz section. The combined 5.6GHz and 5.8GHz power already passed the worst case 5.6GHz 24dBm limit, therefore there is no need to provide the 5.8GHz power.

11n HT20 and 11ax HE20 straddle channel 26dB bandwidth= (26dB BW/2) + 5MHz

UL VERIFICATION SERVICES INC.
47173 Benicia Street, Fremont, CA 94538; USA TEL:(510) 319-4000 FAX:(510) 661-0888

This report shall not be reproduced except in full, without the written approval of UL Verification Services Inc.

DIRECTIONAL ANTENNA GAIN

For 1 TX:
There is only one transmitter output therefore the directional gain is equal to the antenna gain.

For 2 TX:
Tx chains are uncorrelated for power and correlated for PSD due to the device supporting CDD in all MIMO modes. The directional gains are as follows:

Band (GHz)	Antenna 6 Gain (dBi)	Antenna 5 Gain (dBi)	Uncorrelated Chains Directional Gain (dBi)	Correlated Chains Directional Gain (dBi)
5.2	-3.10	-2.40	-2.74	0.27
5.3	-3.20	-1.70	-2.39	0.59
5.6	-1.50	-1.40	-1.45	1.56
5.8	-3.20	-1.20	-2.09	0.87

RESULTS

UL VERIFICATION SERVICES INC.
47173 Benicia Street, Fremont, CA 94538; USA TEL:(510) 319-4000 FAX:(510) 661-0888

This report shall not be reproduced except in full, without the written approval of UL Verification Services Inc.

9.4.1. 802.11n HT20 MODE IN THE 5.2 GHz BAND

1TX Antenna 6 MODE (FCC) MOBILE

Test Engineer:	25005
Test Date:	7/25/21

Antenna Gain and Limits

Channel	Frequency (MHz)	Directional Gain (dBi)	Power Limit (dBm)	PSD Limit (dBm/1MHz)
Low	5180	-3.10	24.00	11.00
Mid	5200	-3.10	24.00	11.00
High	5240	-3.10	24.00	11.00

Duty Cycle CF (dB)	0.00	**Included in Calculations of Corr'd PSD**

Output Power Results

Channel	Frequency (MHz)	Antenna 6 Meas Power (dBm)	Total Corr'd Power (dBm)	Power Limit (dBm)	Power Margin (dB)
Low	5180	19.73	19.73	24.00	-4.27
Mid	5200	19.71	19.71	24.00	-4.29
High	5240	19.72	19.72	24.00	-4.28

PSD Results

Channel	Frequency (MHz)	Antenna 6 Meas PSD (dBm/1MHz)	Total Corr'd PSD (dBm/1MHz)	PSD Limit (dBm/ 1MHz)	PSD Margin (dB)
Low	5180	9.998	9.998	11.00	-1.002
Mid	5200	9.984	9.984	11.00	-1.016
High	5240	10.100	10.100	11.00	-0.900

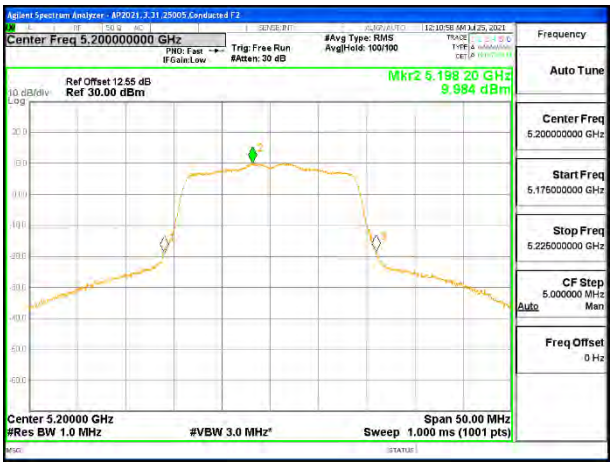

MID CHANNEL

UL VERIFICATION SERVICES INC.
47173 Benicia Street, Fremont, CA 94538; USA TEL:(510) 319-4000 FAX:(510) 661-0888

This report shall not be reproduced except in full, without the written approval of UL Verification Services Inc.

1TX Antenna 5 MODE (FCC) MOBILE

Test Engineer:	25005
Test Date:	7/25/21

Antenna Gain and Limits

Channel	Frequency (MHz)	Directional Gain (dBi)	Power Limit (dBm)	PSD Limit (dBm/1MHz)
Low	5180	-2.40	24.00	11.00
Mid	5200	-2.40	24.00	11.00
High	5240	-2.40	24.00	11.00

Duty Cycle CF (dB)	0.00	**Included in Calculations of Corr'd PSD**

Output Power Results

Channel	Frequency (MHz)	Antenna 6 Meas Power (dBm)	Total Corr'd Power (dBm)	Power Limit (dBm)	Power Margin (dB)
Low	5180	19.71	19.71	24.00	-4.29
Mid	5200	19.69	19.69	24.00	-4.31
High	5240	19.70	19.70	24.00	-4.30

PSD Results

Channel	Frequency (MHz)	Antenna 6 Meas PSD (dBm/1MHz)	Total Corr'd PSD (dBm/1MHz)	PSD Limit (dBm/ 1MHz)	PSD Margin (dB)
Low	5180	10.025	10.025	11.00	-0.975
Mid	5200	10.020	10.020	11.00	-0.980
High	5240	9.988	9.988	11.00	-1.012

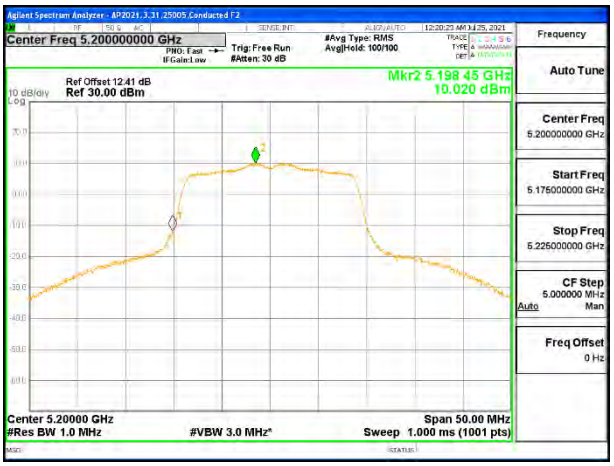

MID CHANNEL

UL VERIFICATION SERVICES INC.
47173 Benicia Street, Fremont, CA 94538; USA TEL:(510) 319-4000 FAX:(510) 661-0888

This report shall not be reproduced except in full, without the written approval of UL Verification Services Inc.

2TX Antenna 6 + Antenna 5 CDD MODE (FCC) MOBILE

Test Engineer:	23560
Test Date:	4/2/21

Antenna Gain and Limits

Channel	Frequency (MHz)	Directional Gain for Power (dBi)	Directional Gain for PSD (dBi)	Power Limit (dBm)	PSD Limit (dBm/1MHz)
Low	5180	-2.74	0.27	24.00	11.00
Mid	5200	-2.74	0.27	24.00	11.00
High	5240	-2.74	0.27	24.00	11.00

Duty Cycle CF (dB)	0.10	**Included in Calculations of Corr'd PSD**

Output Power Results

Channel	Frequency (MHz)	Antenna 6 Meas Power (dBm)	Antenna 5 Meas Power (dBm)	Total Corr'd Power (dBm)	Power Limit (dBm)	Power Margin (dB)
Low	5180	16.73	16.70	19.73	24.00	-4.27
Mid	5200	16.71	16.69	19.71	24.00	-4.29
High	5240	16.75	16.72	19.75	24.00	-4.25

PSD Results

Channel	Frequency (MHz)	Antenna 6 Meas PSD (dBm/1MHz)	Antenna 5 Meas PSD (dBm/1MHz)	Total Corr'd PSD (dBm/1MHz)	PSD Limit (dBm/ 1MHz)	PSD Margin (dB)
Low	5180	7.016	6.930	10.084	11.00	-0.916
Mid	5200	7.080	6.797	10.051	11.00	-0.949
High	5240	6.917	6.988	10.063	11.00	-0.937

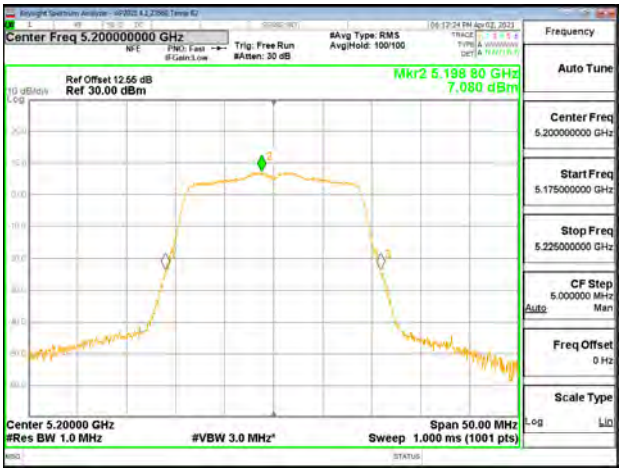

MID CHANNEL [ANT 6]

MID CHANNEL [ANT 5]

UL VERIFICATION SERVICES INC.
47173 Benicia Street, Fremont, CA 94538; USA TEL:(510) 319-4000 FAX:(510) 661-0888

This report shall not be reproduced except in full, without the written approval of UL Verification Services Inc.

9.4.2. 802.11n HT40 MODE IN THE 5.2 GHz BAND

1TX Antenna 6 MODE (FCC) MOBILE

Test Engineer:	23560
Test Date:	3/31/21

Antenna Gain and Limits

Channel	Frequency (MHz)	Directional Gain for Power (dBi)	Power Limit (dBm)	PSD Limit (dBm/1MHz)
Low	5190	-3.10	24.00	11.00
High	5230	-3.10	24.00	11.00

Duty Cycle CF (dB)	0.14	**Included in Calculations of Corr'd PSD**

Output Power Results

Channel	Frequency (MHz)	Antenna 6 Meas Power (dBm)	Total Corr'd Power (dBm)	Power Limit (dBm)	Power Margin (dB)
Low	5190	17.20	17.20	24.00	-6.80
High	5230	20.24	20.24	24.00	-3.76

PSD Results

Channel	Frequency (MHz)	Antenna 6 Meas PSD (dBm/1MHz)	Total Corr'd PSD (dBm/1MHz)	PSD Limit (dBm/1MHz)	PSD Margin (dB)
Low	5190	4.887	5.027	11.00	-5.973
High	5230	7.917	8.057	11.00	-2.943

LOW CHANNEL

UL VERIFICATION SERVICES INC.
47173 Benicia Street, Fremont, CA 94538; USA TEL:(510) 319-4000 FAX:(510) 661-0888

This report shall not be reproduced except in full, without the written approval of UL Verification Services Inc.

1TX Antenna 5 MODE (FCC) MOBILE

Test Engineer:	23560
Test Date:	3/31/21

Antenna Gain and Limits

Channel	Frequency (MHz)	Directional Gain for Power (dBi)	Power Limit (dBm)	PSD Limit (dBm/1MHz)
Low	5190	-2.40	24.00	11.00
High	5230	-2.40	24.00	11.00

Duty Cycle CF (dB)	0.14	**Included in Calculations of Corr'd PSD**

Output Power Results

Channel	Frequency (MHz)	Antenna 5 Meas Power (dBm)	Total Corr'd Power (dBm)	Power Limit (dBm)	Power Margin (dB)
Low	5190	17.19	17.19	24.00	-6.81
High	5230	20.23	20.23	24.00	-3.77

PSD Results

Channel	Frequency (MHz)	Antenna 5 Meas PSD (dBm/1MHz)	Total Corr'd PSD (dBm/1MHz)	PSD Limit (dBm/1MHz)	PSD Margin (dB)
Low	5190	4.710	4.850	11.00	-6.150
High	5230	7.410	7.550	11.00	-3.450

LOW CHANNEL

UL VERIFICATION SERVICES INC.
47173 Benicia Street, Fremont, CA 94538; USA TEL:(510) 319-4000 FAX:(510) 661-0888

This report shall not be reproduced except in full, without the written approval of UL Verification Services Inc.

2TX Antenna 6 + Antenna 5 CDD MODE (FCC) MOBILE

Test Engineer:	23560
Test Date:	3/31/21

Antenna Gain and Limits

Channel	Frequency (MHz)	Directional Gain for Power (dBi)	Directional Gain for PSD (dBi)	Power Limit (dBm)	PSD Limit (dBm/ 1MHz)
Low	5190	-2.74	0.27	24.00	11.00
High	5230	-2.74	0.27	24.00	11.00

Duty Cycle CF (dB)	0.20	**Included in Calculations of Corr'd PSD**

Output Power Results

Channel	Frequency (MHz)	Antenna 6 Meas Power (dBm)	Antenna 5 Meas Power (dBm)	Total Corr'd Power (dBm)	Power Limit (dBm)	Power Margin (dB)
Low	5190	16.70	16.67	19.70	24.00	-4.30
High	5230	19.21	19.20	22.22	24.00	-1.78

PSD Results

Channel	Frequency (MHz)	Antenna 6 Meas PSD (dBm/1MHz)	Antenna 5 Meas PSD (dBm/1MHz)	Total Corr'd PSD (dBm/1MHz)	PSD Limit (dBm/ 1MHz)	PSD Margin (dB)
Low	5190	4.008	3.929	7.179	11.00	-3.821
High	5230	6.688	6.618	9.863	11.00	-1.137

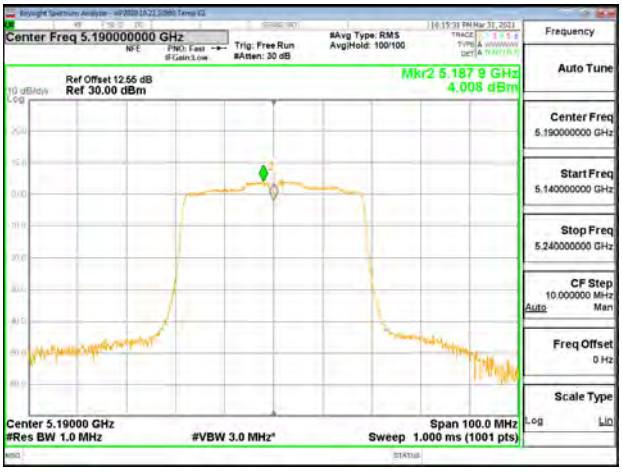

LOW CHANNEL [ANT 6]

LOW CHANNEL [ANT 5]

UL VERIFICATION SERVICES INC.
47173 Benicia Street, Fremont, CA 94538; USA TEL:(510) 319-4000 FAX:(510) 661-0888

This report shall not be reproduced except in full, without the written approval of UL Verification Services Inc.

9.4.3. 802.11ac VHT80 MODE IN THE 5.2 GHz BAND

1TX Antenna 6 MODE (FCC) MOBILE

Test Engineer:	23560
Test Date:	4/1/21

Antenna Gain and Limits

Channel	Frequency (MHz)	Directional Gain for Power (dBi)	Power Limit (dBm)	PSD Limit (dBm/ 1MHz)
Mid	5210	-3.10	24.00	11.00

Duty Cycle CF (dB)	0.22	**Included in Calculations of Corr'd PSD**

Output Power Results

Channel	Frequency (MHz)	Antenna 6 Meas Power (dBm)	Total Corr'd Power (dBm)	Power Limit (dBm)	Power Margin (dB)
Mid	5210	16.72	16.72	24.00	-7.28

PSD Results

Channel	Frequency (MHz)	Antenna 6 Meas PSD (dBm/1MHz)	Total Corr'd PSD (dBm/1MHz)	PSD Limit (dBm/ 1MHz)	PSD Margin (dB)
Mid	5210	1.047	1.267	11.00	-9.733

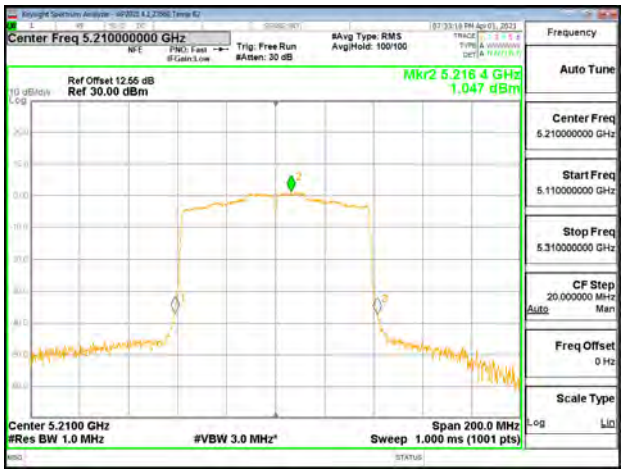

MID CHANNEL

UL VERIFICATION SERVICES INC.
47173 Benicia Street, Fremont, CA 94538; USA TEL:(510) 319-4000 FAX:(510) 661-0888

This report shall not be reproduced except in full, without the written approval of UL Verification Services Inc.

1TX Antenna 5 MODE (FCC) MOBILE

Test Engineer:	23560
Test Date:	4/1/21

Antenna Gain and Limits

Channel	Frequency (MHz)	Directional Gain for Power (dBi)	Power Limit (dBm)	PSD Limit (dBm/ 1MHz)
Mid	5210	-2.40	24.00	11.00

Duty Cycle CF (dB)	0.22	**Included in Calculations of Corr'd PSD**

Output Power Results

Channel	Frequency (MHz)	Antenna 5 Meas Power (dBm)	Total Corr'd Power (dBm)	Power Limit (dBm)	Power Margin (dB)
Mid	5210	16.69	16.69	24.00	-7.31

PSD Results

Channel	Frequency (MHz)	Antenna 5 Meas PSD (dBm/1MHz)	Total Corr'd PSD (dBm/1MHz)	PSD Limit (dBm/ 1MHz)	PSD Margin (dB)
Mid	5210	1.035	1.255	11.00	-9.745

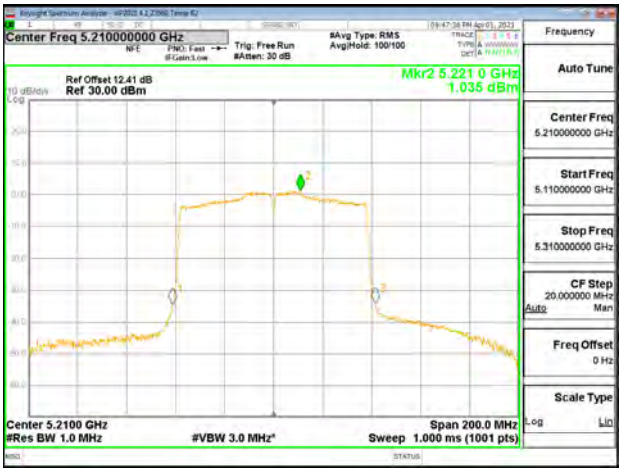

MID CHANNEL

UL VERIFICATION SERVICES INC.
47173 Benicia Street, Fremont, CA 94538; USA TEL:(510) 319-4000 FAX:(510) 661-0888

This report shall not be reproduced except in full, without the written approval of UL Verification Services Inc.

2TX Antenna 6 + Antenna 5 CDD MODE (FCC) MOBILE

Test Engineer:	23560
Test Date:	4/1/21

Antenna Gain and Limits

Channel	Frequency (MHz)	Directional Gain for Power (dBi)	Directional Gain for PSD (dBi)	Power Limit (dBm)	PSD Limit (dBm/1MHz)
Mid	5210	-2.74	0.27	24.00	11.00

Duty Cycle CF (dB)	0.21	**Included in Calculations of Corr'd PSD**

Output Power Results

Channel	Frequency (MHz)	Antenna 6 Meas Power (dBm)	Antenna 5 Meas Power (dBm)	Total Corr'd Power (dBm)	Power Limit (dBm)	Power Margin (dB)
Mid	5210	16.23	16.21	19.23	24.00	-4.77

PSD Results

Channel	Frequency (MHz)	Antenna 6 Meas PSD (dBm/1MHz)	Antenna 5 Meas PSD (dBm/1MHz)	Total Corr'd PSD (dBm/ 1MHz)	PSD Limit (dBm/ 1MHz)	PSD Margin (dB)
Mid	5210	0.925	0.928	4.147	11.00	-6.853

MID CHANNEL [ANT 6]

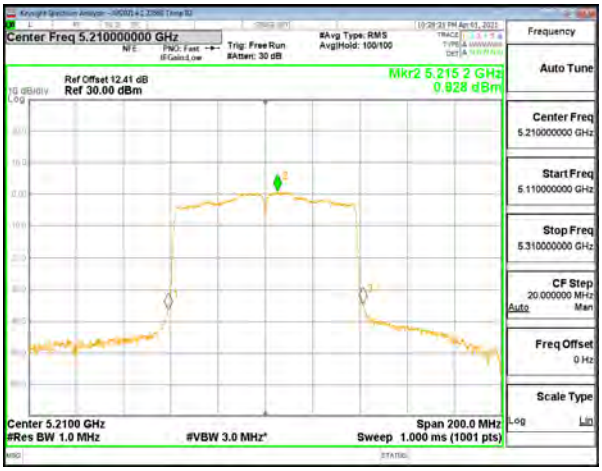

MID CHANNEL [ANT 5]

UL VERIFICATION SERVICES INC.
47173 Benicia Street, Fremont, CA 94538; USA TEL:(510) 319-4000 FAX:(510) 661-0888

This report shall not be reproduced except in full, without the written approval of UL Verification Services Inc.

9.4.4. 802.11ax HE20 MODE IN THE 5.2 GHz BAND

1TX Antenna 6 MODE (FCC): 26 Tones, RU Index 0

Test Engineer:	23560
Test Date:	4/2/21

Antenna Gain and Limits

Channel	Frequency (MHz)	Directional Gain (dBi)	Power Limit (dBm)	PSD Limit (dBm/1MHz)
Low	5180	-3.10	24.00	11.00
Mid	5200	-3.10	24.00	11.00
High	5240	-3.10	24.00	11.00

Duty Cycle CF (dB)	0.00	**Included in Calculations of Corr'd PSD**

Output Power Results

Channel	Frequency (MHz)	Antenna 6 Meas Power (dBm)	Total Corr'd Power (dBm)	Power Limit (dBm)	Power Margin (dB)
Low	5180	11.73	11.73	24.00	-12.27
Mid	5200	11.72	11.72	24.00	-12.28
High	5240	11.74	11.74	24.00	-12.26

PSD Results

Channel	Frequency (MHz)	Antenna 6 Meas PSD (dBm/1MHz)	Total Corr'd PSD (dBm/1MHz)	PSD Limit (dBm/ 1MHz)	PSD Margin (dB)
Low	5180	9.662	9.662	11.00	-1.338
Mid	5200	9.489	9.489	11.00	-1.511
High	5240	9.612	9.612	11.00	-1.388

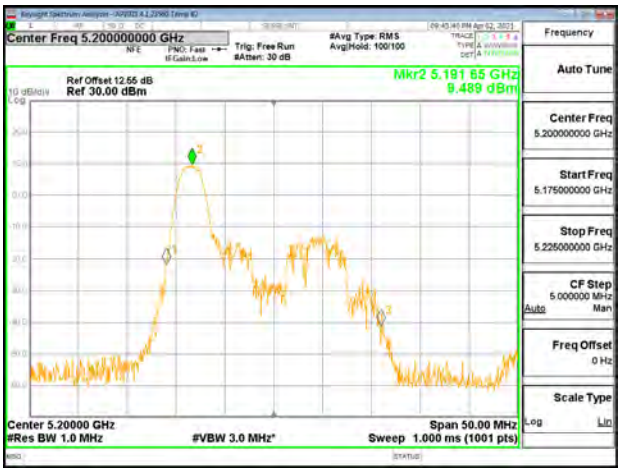

MID CHANNEL

UL VERIFICATION SERVICES INC.
47173 Benicia Street, Fremont, CA 94538; USA TEL:(510) 319-4000 FAX:(510) 661-0888

This report shall not be reproduced except in full, without the written approval of UL Verification Services Inc.

1TX Antenna 6 MODE (FCC): 26 Tones, RU Index 4

Test Engineer:	23560
Test Date:	4/2/21

Antenna Gain and Limits

Channel	Frequency (MHz)	Directional Gain (dBi)	Power Limit (dBm)	PSD Limit (dBm/1MHz)
Low	5180	-3.10	24.00	11.00
Mid	5200	-3.10	24.00	11.00
High	5240	-3.10	24.00	11.00

Duty Cycle CF (dB)	0.00	**Included in Calculations of Corr'd PSD**

Output Power Results

Channel	Frequency (MHz)	Antenna 6 Meas Power (dBm)	Total Corr'd Power (dBm)	Power Limit (dBm)	Power Margin (dB)
Low	5180	11.70	11.70	24.00	-12.30
Mid	5200	11.69	11.69	24.00	-12.31
High	5240	11.71	11.71	24.00	-12.29

PSD Results

Channel	Frequency (MHz)	Antenna 6 Meas PSD (dBm/1MHz)	Total Corr'd PSD (dBm/1MHz)	PSD Limit (dBm/ 1MHz)	PSD Margin (dB)
Low	5180	8.800	8.800	11.00	-2.200
Mid	5200	8.548	8.548	11.00	-2.452
High	5240	8.814	8.814	11.00	-2.186

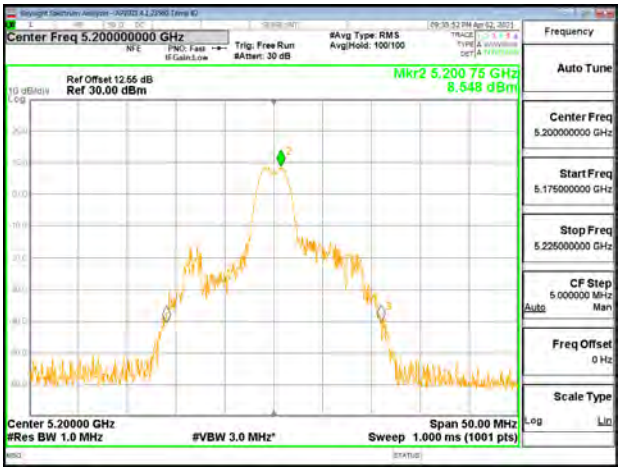

MID CHANNEL

UL VERIFICATION SERVICES INC.
47173 Benicia Street, Fremont, CA 94538; USA TEL:(510) 319-4000 FAX:(510) 661-0888

This report shall not be reproduced except in full, without the written approval of UL Verification Services Inc.

1TX Antenna 6 MODE (FCC): 26 Tones, RU Index 8

Test Engineer:	23560
Test Date:	4/2/21

Antenna Gain and Limits

Channel	Frequency (MHz)	Directional Gain (dBi)	Power Limit (dBm)	PSD Limit (dBm/1MHz)
Low	5180	-3.10	24.00	11.00
Mid	5200	-3.10	24.00	11.00
High	5240	-3.10	24.00	11.00

Duty Cycle CF (dB)	0.00	**Included in Calculations of Corr'd PSD**

Output Power Results

Channel	Frequency (MHz)	Antenna 6 Meas Power (dBm)	Total Corr'd Power (dBm)	Power Limit (dBm)	Power Margin (dB)
Low	5180	11.74	11.74	24.00	-12.26
Mid	5200	11.72	11.72	24.00	-12.28
High	5240	11.73	11.73	24.00	-12.27

PSD Results

Channel	Frequency (MHz)	Antenna 6 Meas PSD (dBm/1MHz)	Total Corr'd PSD (dBm/1MHz)	PSD Limit (dBm/ 1MHz)	PSD Margin (dB)
Low	5180	9.719	9.719	11.00	-1.281
Mid	5200	9.627	9.627	11.00	-1.373
High	5240	9.763	9.763	11.00	-1.237

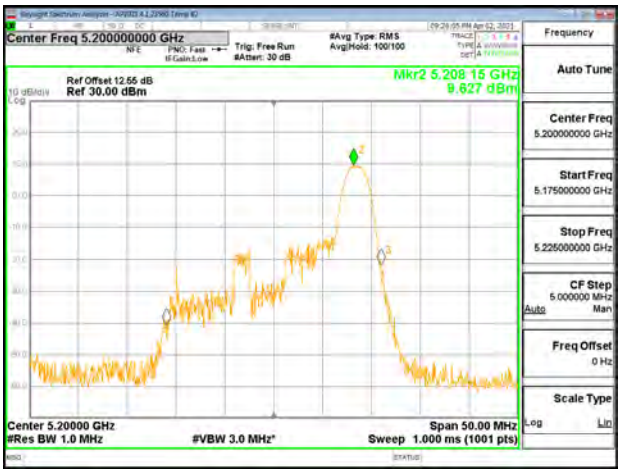

MID CHANNEL

UL VERIFICATION SERVICES INC.
47173 Benicia Street, Fremont, CA 94538; USA TEL:(510) 319-4000 FAX:(510) 661-0888

This report shall not be reproduced except in full, without the written approval of UL Verification Services Inc.

1TX Antenna 6 MODE (FCC): SU Mode

Test Engineer:	25005
Test Date:	7/24/21

Antenna Gain and Limits

Channel	Frequency (MHz)	Directional Gain (dBi)	Power Limit (dBm)	PSD Limit (dBm/1MHz)
Low	5180	-3.10	24.00	11.00
Mid	5200	-3.10	24.00	11.00
High	5240	-3.10	24.00	11.00

Duty Cycle CF (dB)	0.00	**Included in Calculations of Corr'd PSD**

Output Power Results

Channel	Frequency (MHz)	Antenna 6 Meas Power (dBm)	Total Corr'd Power (dBm)	Power Limit (dBm)	Power Margin (dB)
Low	5180	18.75	18.75	24.00	-5.25
Mid	5200	19.71	19.71	24.00	-4.29
High	5240	19.70	19.70	24.00	-4.30

PSD Results

Channel	Frequency (MHz)	Antenna 6 Meas PSD (dBm/1MHz)	Total Corr'd PSD (dBm/1MHz)	PSD Limit (dBm/ 1MHz)	PSD Margin (dB)
Low	5180	7.239	7.239	11.00	-3.761
Mid	5200	8.509	8.509	11.00	-2.491
High	5240	8.520	8.520	11.00	-2.480

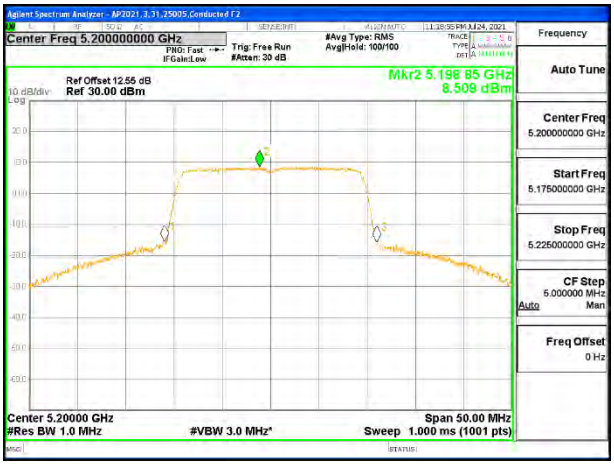

MID CHANNEL

UL VERIFICATION SERVICES INC.
47173 Benicia Street, Fremont, CA 94538; USA TEL:(510) 319-4000 FAX:(510) 661-0888

This report shall not be reproduced except in full, without the written approval of UL Verification Services Inc.

1TX Antenna 5 MODE (FCC): 26 Tones, RU Index 0

Test Engineer:	12482
Test Date:	4/21/21

Antenna Gain and Limits

Channel	Frequency (MHz)	Directional Gain (dBi)	Power Limit (dBm)	PSD Limit (dBm/1MHz)
Low	5180	-2.40	24.00	11.00
Mid	5200	-2.40	24.00	11.00
High	5240	-2.40	24.00	11.00

Duty Cycle CF (dB)	0.00	**Included in Calculations of Corr'd PSD**

Output Power Results

Channel	Frequency (MHz)	Antenna 5 Meas Power (dBm)	Total Corr'd Power (dBm)	Power Limit (dBm)	Power Margin (dB)
Low	5180	11.70	11.70	24.00	-12.30
Mid	5200	11.72	11.72	24.00	-12.28
High	5240	11.73	11.73	24.00	-12.27

PSD Results

Channel	Frequency (MHz)	Antenna 5 Meas PSD (dBm/1MHz)	Total Corr'd PSD (dBm/1MHz)	PSD Limit (dBm/ 1MHz)	PSD Margin (dB)
Low	5180	9.806	9.806	11.00	-1.194
Mid	5200	9.804	9.804	11.00	-1.196
High	5240	9.766	9.766	11.00	-1.234

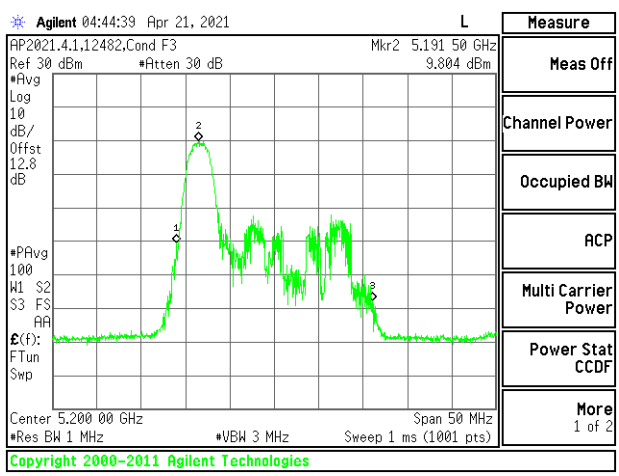

MID CHANNEL

UL VERIFICATION SERVICES INC.
47173 Benicia Street, Fremont, CA 94538; USA TEL:(510) 319-4000 FAX:(510) 661-0888

This report shall not be reproduced except in full, without the written approval of UL Verification Services Inc.

1TX Antenna 5 MODE (FCC): 26 Tones, RU Index 4

Test Engineer:	12482
Test Date:	4/21/21

Antenna Gain and Limits

Channel	Frequency (MHz)	Directional Gain (dBi)	Power Limit (dBm)	PSD Limit (dBm/1MHz)
Low	5180	-2.40	24.00	11.00
Mid	5200	-2.40	24.00	11.00
High	5240	-2.40	24.00	11.00

Duty Cycle CF (dB)	0.00	**Included in Calculations of Corr'd PSD**

Output Power Results

Channel	Frequency (MHz)	Antenna 5 Meas Power (dBm)	Total Corr'd Power (dBm)	Power Limit (dBm)	Power Margin (dB)
Low	5180	11.69	11.69	24.00	-12.31
Mid	5200	11.70	11.70	24.00	-12.30
High	5240	11.73	11.73	24.00	-12.27

PSD Results

Channel	Frequency (MHz)	Antenna 5 Meas PSD (dBm/1MHz)	Total Corr'd PSD (dBm/1MHz)	PSD Limit (dBm/ 1MHz)	PSD Margin (dB)
Low	5180	8.470	8.470	11.00	-2.530
Mid	5200	8.416	8.416	11.00	-2.584
High	5240	8.583	8.583	11.00	-2.417

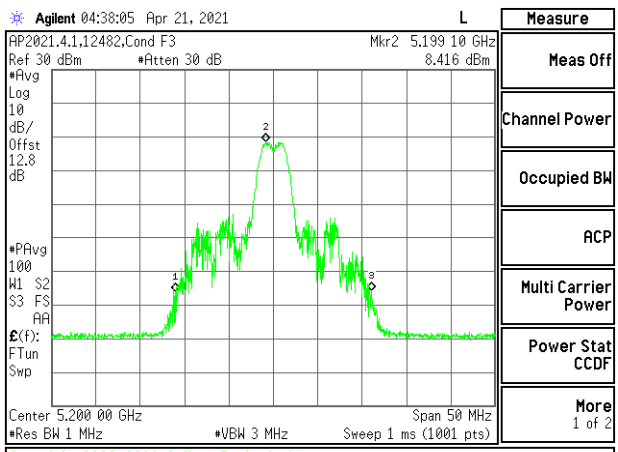

MID CHANNEL

UL VERIFICATION SERVICES INC.
47173 Benicia Street, Fremont, CA 94538; USA TEL:(510) 319-4000 FAX:(510) 661-0888

This report shall not be reproduced except in full, without the written approval of UL Verification Services Inc.

1TX Antenna 5 MODE (FCC): 26 Tones, RU Index 8

Test Engineer:	12482
Test Date:	4/21/21

Antenna Gain and Limits

Channel	Frequency (MHz)	Directional Gain (dBi)	Power Limit (dBm)	PSD Limit (dBm/1MHz)
Low	5180	-2.40	24.00	11.00
Mid	5200	-2.40	24.00	11.00
High	5240	-2.40	24.00	11.00

Duty Cycle CF (dB)	0.00	**Included in Calculations of Corr'd PSD**

Output Power Results

Channel	Frequency (MHz)	Antenna 5 Meas Power (dBm)	Total Corr'd Power (dBm)	Power Limit (dBm)	Power Margin (dB)
Low	5180	11.72	11.72	24.00	-12.28
Mid	5200	11.71	11.71	24.00	-12.29
High	5240	11.70	11.70	24.00	-12.30

PSD Results

Channel	Frequency (MHz)	Antenna 5 Meas PSD (dBm/1MHz)	Total Corr'd PSD (dBm/1MHz)	PSD Limit (dBm/ 1MHz)	PSD Margin (dB)
Low	5180	9.578	9.578	11.00	-1.422
Mid	5200	9.553	9.553	11.00	-1.447
High	5240	9.763	9.763	11.00	-1.237

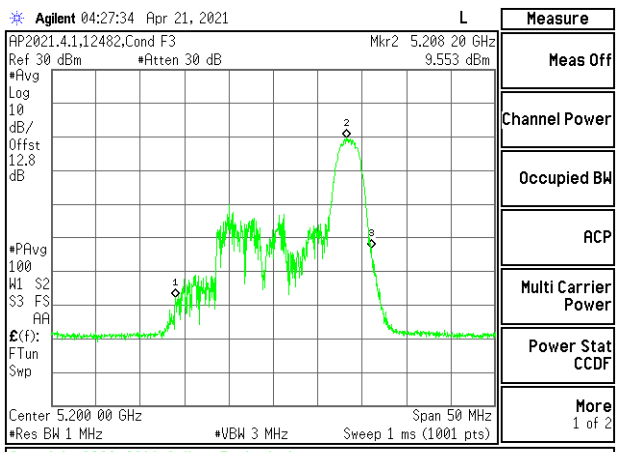

MID CHANNEL

UL VERIFICATION SERVICES INC.
47173 Benicia Street, Fremont, CA 94538; USA TEL:(510) 319-4000 FAX:(510) 661-0888

This report shall not be reproduced except in full, without the written approval of UL Verification Services Inc.

1TX Antenna 5 MODE (FCC): SU Mode

Test Engineer:	25005
Test Date:	7/24/21

Antenna Gain and Limits

Channel	Frequency (MHz)	Directional Gain (dBi)	Power Limit (dBm)	PSD Limit (dBm/1MHz)
Low	5180	-2.40	24.00	11.00
Mid	5200	-2.40	24.00	11.00
High	5240	-2.40	24.00	11.00

Duty Cycle CF (dB)	0.00	**Included in Calculations of Corr'd PSD**

Output Power Results

Channel	Frequency (MHz)	Antenna 5 Meas Power (dBm)	Total Corr'd Power (dBm)	Power Limit (dBm)	Power Margin (dB)
Low	5180	18.70	18.70	24.00	-5.30
Mid	5200	19.68	19.68	24.00	-4.32
High	5240	19.70	19.70	24.00	-4.30

PSD Results

Channel	Frequency (MHz)	Antenna 5 Meas PSD (dBm/1MHz)	Total Corr'd PSD (dBm/1MHz)	PSD Limit (dBm/ 1MHz)	PSD Margin (dB)
Low	5180	7.759	7.759	11.00	-3.241
Mid	5200	8.589	8.589	11.00	-2.411
High	5240	8.620	8.620	11.00	-2.380

MID CHANNEL

UL VERIFICATION SERVICES INC.
47173 Benicia Street, Fremont, CA 94538; USA TEL:(510) 319-4000 FAX:(510) 661-0888

This report shall not be reproduced except in full, without the written approval of UL Verification Services Inc.

2TX Antenna 6 + Antenna 5 OFDMA MODE (FCC): 26 Tones, RU Index 0

Test Engineer:	12482
Test Date:	4/9/21

Antenna Gain and Limits

Channel	Frequency (MHz)	Directional Gain for Power (dBi)	Directional Gain for PSD (dBi)	Power Limit (dBm)	PSD Limit (dBm/1MHz)
Low	5180	-2.74	0.27	24.00	11.00
Mid	5200	-2.74	0.27	24.00	11.00
High	5240	-2.74	0.27	24.00	11.00

Duty Cycle CF (dB)	0.00	**Included in Calculations of Corr'd PSD**

Output Power Results

Channel	Frequency (MHz)	Antenna 6 Meas Power (dBm)	Antenna 5 Meas Power (dBm)	Total Corr'd Power (dBm)	Power Limit (dBm)	Power Margin (dB)
Low	5180	8.74	8.70	11.73	24.00	-12.27
Mid	5200	8.72	8.75	11.75	24.00	-12.25
High	5240	8.73	8.71	11.73	24.00	-12.27

PSD Results

Channel	Frequency (MHz)	Antenna 6 Meas PSD (dBm/1MHz)	Antenna 5 Meas PSD (dBm/1MHz)	Total Corr'd PSD (dBm/1MHz)	PSD Limit (dBm/ 1MHz)	PSD Margin (dB)
Low	5180	6.796	6.487	9.655	11.00	-1.345
Mid	5200	6.633	6.923	9.791	11.00	-1.209
High	5240	6.825	6.576	9.713	11.00	-1.287

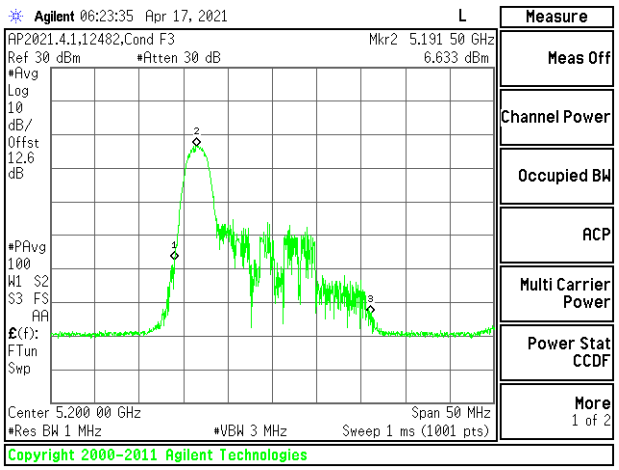

MID CHANNEL [ANT 6]

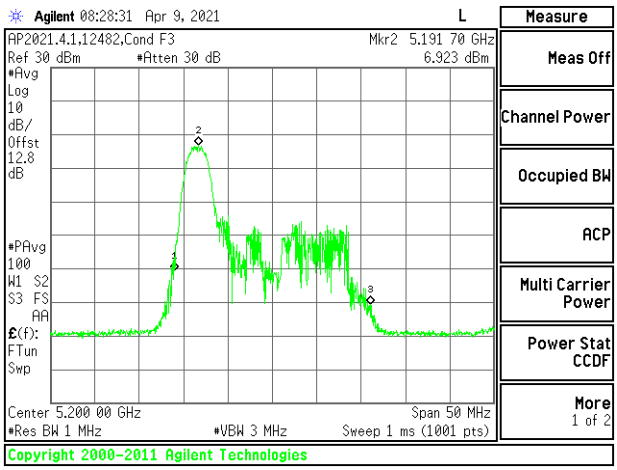

MID CHANNEL [ANT 5]

UL VERIFICATION SERVICES INC.
47173 Benicia Street, Fremont, CA 94538; USA TEL:(510) 319-4000 FAX:(510) 661-0888

This report shall not be reproduced except in full, without the written approval of UL Verification Services Inc.

2TX Antenna 6 + Antenna 5 OFDMA MODE (FCC): 26 Tones, RU Index 4

Test Engineer:	12482
Test Date:	4/9/21

Antenna Gain and Limits

Channel	Frequency (MHz)	Directional Gain for Power (dBi)	Directional Gain for PSD (dBi)	Power Limit (dBm)	PSD Limit (dBm/1MHz)
Low	5180	-2.74	0.27	24.00	11.00
Mid	5200	-2.74	0.27	24.00	11.00
High	5240	-2.74	0.27	24.00	11.00

Duty Cycle CF (dB)	0.00	**Included in Calculations of Corr'd PSD**

Output Power Results

Channel	Frequency (MHz)	Antenna 6 Meas Power (dBm)	Antenna 5 Meas Power (dBm)	Total Corr'd Power (dBm)	Power Limit (dBm)	Power Margin (dB)
Low	5180	8.72	8.69	11.72	24.00	-12.28
Mid	5200	8.73	8.68	11.72	24.00	-12.28
High	5240	8.70	8.69	11.71	24.00	-12.29

PSD Results

Channel	Frequency (MHz)	Antenna 6 Meas PSD (dBm/1MHz)	Antenna 5 Meas PSD (dBm/1MHz)	Total Corr'd PSD (dBm/1MHz)	PSD Limit (dBm/ 1MHz)	PSD Margin (dB)
Low	5180	5.993	5.462	8.746	11.00	-2.254
Mid	5200	5.719	5.372	8.559	11.00	-2.441
High	5240	5.836	5.489	8.676	11.00	-2.324

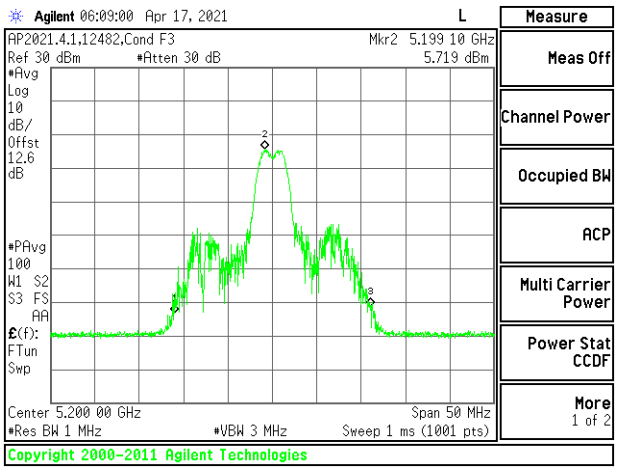

MID CHANNEL [ANT 6]

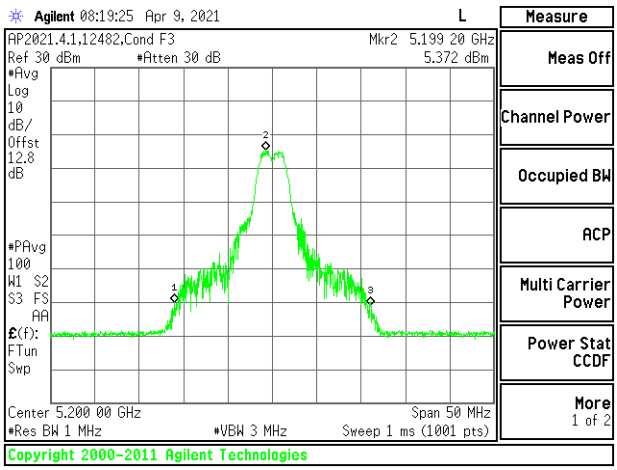

MID CHANNEL [ANT 5]

UL VERIFICATION SERVICES INC.
47173 Benicia Street, Fremont, CA 94538; USA TEL:(510) 319-4000 FAX:(510) 661-0888

This report shall not be reproduced except in full, without the written approval of UL Verification Services Inc.

2TX Antenna 6 + Antenna 5 OFDMA MODE (FCC): 26 Tones, RU Index 8

Test Engineer:	25262
Test Date:	6/14/21

Antenna Gain and Limits

Channel	Frequency (MHz)	Directional Gain for Power (dBi)	Directional Gain for PSD (dBi)	Power Limit (dBm)	PSD Limit (dBm/1MHz)
Low	5180	-2.74	0.27	24.00	11.00
Mid	5200	-2.74	0.27	24.00	11.00
High	5240	-2.74	0.27	24.00	11.00

Duty Cycle CF (dB)	0.00	**Included in Calculations of Corr'd PSD**

Output Power Results

Channel	Frequency (MHz)	Antenna 6 Meas Power (dBm)	Antenna 5 Meas Power (dBm)	Total Corr'd Power (dBm)	Power Limit (dBm)	Power Margin (dB)
Low	5180	8.66	8.70	11.69	24.00	-12.31
Mid	5200	8.68	8.67	11.69	24.00	-12.31
High	5240	8.69	8.70	11.71	24.00	-12.29

PSD Results

Channel	Frequency (MHz)	Antenna 6 Meas PSD (dBm/1MHz)	Antenna 5 Meas PSD (dBm/1MHz)	Total Corr'd PSD (dBm/1MHz)	PSD Limit (dBm/ 1MHz)	PSD Margin (dB)
Low	5180	6.593	6.772	9.694	11.00	-1.306
Mid	5200	6.663	6.541	9.613	11.00	-1.387
High	5240	6.689	6.873	9.792	11.00	-1.208

MID CHANNEL [ANT 6]

MID CHANNEL [ANT 5]

UL VERIFICATION SERVICES INC.
47173 Benicia Street, Fremont, CA 94538; USA TEL:(510) 319-4000 FAX:(510) 661-0888

This report shall not be reproduced except in full, without the written approval of UL Verification Services Inc.

2TX Antenna 6 + Antenna 5 OFDMA MODE (FCC): SU Mode

Test Engineer:	12482
Test Date:	4/9/21

Antenna Gain and Limits

Channel	Frequency (MHz)	Directional Gain for Power (dBi)	Directional Gain for PSD (dBi)	Power Limit (dBm)	PSD Limit (dBm/1MHz)
Low	5180	-2.74	0.27	24.00	11.00
Mid	5200	-2.74	0.27	24.00	11.00
High	5240	-2.74	0.27	24.00	11.00

Duty Cycle CF (dB)	0.00	**Included in Calculations of Corr'd PSD**

Output Power Results

Channel	Frequency (MHz)	Antenna 6 Meas Power (dBm)	Antenna 5 Meas Power (dBm)	Total Corr'd Power (dBm)	Power Limit (dBm)	Power Margin (dB)
Low	5180	16.68	16.71	19.71	24.00	-4.29
Mid	5200	16.72	16.70	19.72	24.00	-4.28
High	5240	16.69	16.68	19.70	24.00	-4.30

PSD Results

Channel	Frequency (MHz)	Antenna 6 Meas PSD (dBm/1MHz)	Antenna 5 Meas PSD (dBm/1MHz)	Total Corr'd PSD (dBm/1MHz)	PSD Limit (dBm/ 1MHz)	PSD Margin (dB)
Low	5180	5.721	5.917	8.830	11.00	-2.170
Mid	5200	6.064	6.035	9.060	11.00	-1.940
High	5240	5.599	5.470	8.545	11.00	-2.455

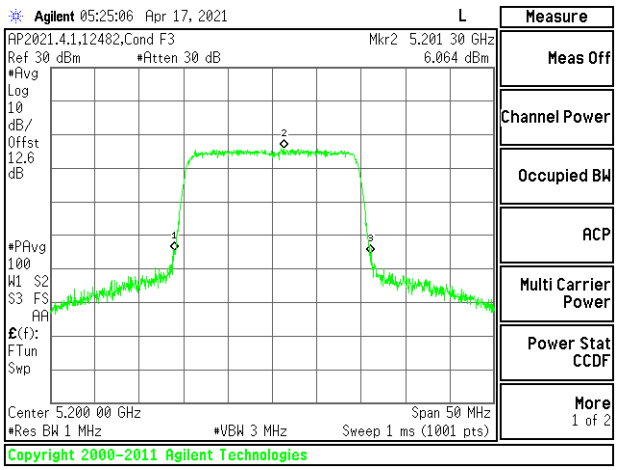

MID CHANNEL [ANT 6]

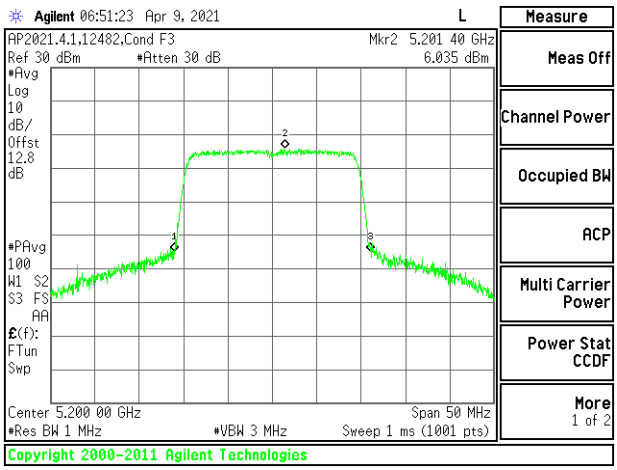

MID CHANNEL [ANT 5]

UL VERIFICATION SERVICES INC.
47173 Benicia Street, Fremont, CA 94538; USA TEL:(510) 319-4000 FAX:(510) 661-0888

This report shall not be reproduced except in full, without the written approval of UL Verification Services Inc.

9.4.5. **802.11ax HE40 MODE IN THE 5.2 GHz BAND**

1TX Antenna 6 MODE (FCC): 26 Tones, RU Index 0

Test Engineer:	25262
Test Date:	6/13/21

Antenna Gain and Limits

Channel	Frequency (MHz)	Directional Gain for Power (dBi)	Power Limit (dBm)	PSD Limit (dBm/1MHz)
Low	5190	-3.10	24.00	11.00
High	5230	-3.10	24.00	11.00

Duty Cycle CF (dB)	0.11	**Included in Calculations of Corr'd PSD**

Output Power Results

Channel	Frequency (MHz)	Antenna 6 Meas Power (dBm)	Total Corr'd Power (dBm)	Power Limit (dBm)	Power Margin (dB)
Low	5190	10.70	10.70	24.00	-13.30
High	5230	10.72	10.72	24.00	-13.28

PSD Results

Channel	Frequency (MHz)	Antenna 6 Meas PSD (dBm/1MHz)	Total Corr'd PSD (dBm/1MHz)	PSD Limit (dBm/1MHz)	PSD Margin (dB)
Low	5190	9.556	9.666	11.00	-1.334
High	5230	9.957	10.067	11.00	-0.933

LOW CHANNEL

UL VERIFICATION SERVICES INC.
47173 Benicia Street, Fremont, CA 94538; USA TEL:(510) 319-4000 FAX:(510) 661-0888

This report shall not be reproduced except in full, without the written approval of UL Verification Services Inc.

1TX Antenna 6 MODE (FCC): 26 Tones, RU Index 8

Test Engineer:	19232
Test Date:	4/13/21

Antenna Gain and Limits

Channel	Frequency (MHz)	Directional Gain for Power (dBi)	Power Limit (dBm)	PSD Limit (dBm/1MHz)
Low	5190	-3.10	24.00	11.00
High	5230	-3.10	24.00	11.00

Duty Cycle CF (dB)	0.11	**Included in Calculations of Corr'd PSD**

Output Power Results

Channel	Frequency (MHz)	Antenna 6 Meas Power (dBm)	Total Corr'd Power (dBm)	Power Limit (dBm)	Power Margin (dB)
Low	5190	10.69	10.69	24.00	-13.31
High	5230	10.70	10.70	24.00	-13.30

PSD Results

Channel	Frequency (MHz)	Antenna 6 Meas PSD (dBm/1MHz)	Total Corr'd PSD (dBm/1MHz)	PSD Limit (dBm/1MHz)	PSD Margin (dB)
Low	5190	9.882	9.992	11.00	-1.008
High	5230	9.956	10.066	11.00	-0.934

LOW CHANNEL

UL VERIFICATION SERVICES INC.
47173 Benicia Street, Fremont, CA 94538; USA TEL:(510) 319-4000 FAX:(510) 661-0888

This report shall not be reproduced except in full, without the written approval of UL Verification Services Inc.

1TX Antenna 6 MODE (FCC): 26 Tones, RU Index 17

Test Engineer:	23507
Test Date:	6/29/21

Antenna Gain and Limits

Channel	Frequency (MHz)	Directional Gain for Power (dBi)	Power Limit (dBm)	PSD Limit (dBm/1MHz)
Low	5190	-3.10	24.00	11.00
High	5230	-3.10	24.00	11.00

Duty Cycle CF (dB)	0.11	**Included in Calculations of Corr'd PSD**

Output Power Results

Channel	Frequency (MHz)	Antenna 6 Meas Power (dBm)	Total Corr'd Power (dBm)	Power Limit (dBm)	Power Margin (dB)
Low	5190	10.70	10.70	24.00	-13.30
High	5230	10.72	10.72	24.00	-13.28

PSD Results

Channel	Frequency (MHz)	Antenna 6 Meas PSD (dBm/1MHz)	Total Corr'd PSD (dBm/1MHz)	PSD Limit (dBm/1MHz)	PSD Margin (dB)
Low	5190	9.595	9.705	11.00	-1.295
High	5230	9.677	9.787	11.00	-1.213

LOW CHANNEL

UL VERIFICATION SERVICES INC.
47173 Benicia Street, Fremont, CA 94538; USA TEL:(510) 319-4000 FAX:(510) 661-0888

This report shall not be reproduced except in full, without the written approval of UL Verification Services Inc.

1TX Antenna 6 MODE (FCC): SU Mode

Test Engineer:	25262
Test Date:	6/13/21

Antenna Gain and Limits

Channel	Frequency (MHz)	Directional Gain for Power (dBi)	Power Limit (dBm)	PSD Limit (dBm/1MHz)
Low	5190	-3.10	24.00	11.00
High	5230	-3.10	24.00	11.00

Duty Cycle CF (dB)	0.11	**Included in Calculations of Corr'd PSD**

Output Power Results

Channel	Frequency (MHz)	Antenna 6 Meas Power (dBm)	Total Corr'd Power (dBm)	Power Limit (dBm)	Power Margin (dB)
Low	5190	16.72	16.72	24.00	-7.28
High	5230	20.23	20.23	24.00	-3.77

PSD Results

Channel	Frequency (MHz)	Antenna 6 Meas PSD (dBm/1MHz)	Total Corr'd PSD (dBm/1MHz)	PSD Limit (dBm/1MHz)	PSD Margin (dB)
Low	5190	2.719	2.829	11.00	-8.171
High	5230	6.635	6.745	11.00	-4.255

LOW CHANNEL

UL VERIFICATION SERVICES INC.
47173 Benicia Street, Fremont, CA 94538; USA TEL:(510) 319-4000 FAX:(510) 661-0888

This report shall not be reproduced except in full, without the written approval of UL Verification Services Inc.

1TX Antenna 5 MODE (FCC): 26 Tones, RU Index 0

Test Engineer:	25262
Test Date:	6/13/21

Antenna Gain and Limits

Channel	Frequency (MHz)	Directional Gain for Power (dBi)	Power Limit (dBm)	PSD Limit (dBm/1MHz)
Low	5190	-2.40	24.00	11.00
High	5230	-2.40	24.00	11.00

Duty Cycle CF (dB)	0.11	**Included in Calculations of Corr'd PSD**

Output Power Results

Channel	Frequency (MHz)	Antenna 6 Meas Power (dBm)	Total Corr'd Power (dBm)	Power Limit (dBm)	Power Margin (dB)
Low	5190	10.68	10.68	24.00	-13.32
High	5230	10.69	10.69	24.00	-13.31

PSD Results

Channel	Frequency (MHz)	Antenna 6 Meas PSD (dBm/1MHz)	Total Corr'd PSD (dBm/1MHz)	PSD Limit (dBm/1MHz)	PSD Margin (dB)
Low	5190	9.445	9.555	11.00	-1.445
High	5230	9.506	9.616	11.00	-1.384

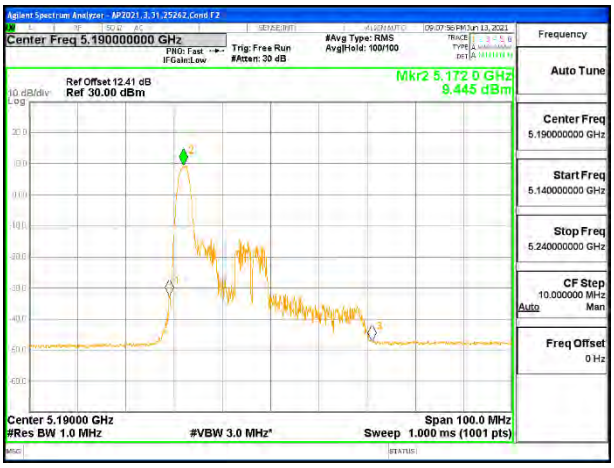

LOW CHANNEL

UL VERIFICATION SERVICES INC.
47173 Benicia Street, Fremont, CA 94538; USA TEL:(510) 319-4000 FAX:(510) 661-0888

This report shall not be reproduced except in full, without the written approval of UL Verification Services Inc.

1TX Antenna 5 MODE (FCC): 26 Tones, RU Index 8

Test Engineer:	12482
Test Date:	4/6/21

Antenna Gain and Limits

Channel	Frequency (MHz)	Directional Gain for Power (dBi)	Power Limit (dBm)	PSD Limit (dBm/1MHz)
Low	5190	-2.40	24.00	11.00
High	5230	-2.40	24.00	11.00

Duty Cycle CF (dB)	0.11	**Included in Calculations of Corr'd PSD**

Output Power Results

Channel	Frequency (MHz)	Antenna 6 Meas Power (dBm)	Total Corr'd Power (dBm)	Power Limit (dBm)	Power Margin (dB)
Low	5190	10.74	10.74	24.00	-13.26
High	5230	10.72	10.72	24.00	-13.28

PSD Results

Channel	Frequency (MHz)	Antenna 6 Meas PSD (dBm/1MHz)	Total Corr'd PSD (dBm/1MHz)	PSD Limit (dBm/1MHz)	PSD Margin (dB)
Low	5190	9.604	9.714	11.00	-1.286
High	5230	9.582	9.692	11.00	-1.308

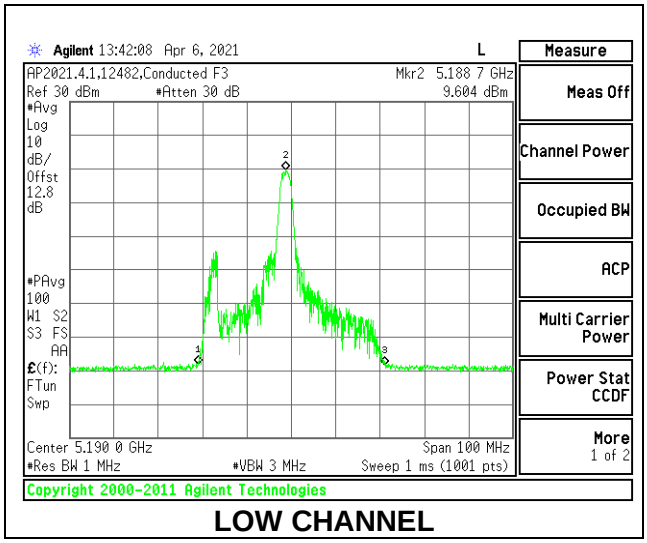

LOW CHANNEL

UL VERIFICATION SERVICES INC.
47173 Benicia Street, Fremont, CA 94538; USA TEL:(510) 319-4000 FAX:(510) 661-0888

This report shall not be reproduced except in full, without the written approval of UL Verification Services Inc.

1TX Antenna 5 MODE (FCC): 26 Tones, RU Index 17

Test Engineer:	12482
Test Date:	4/6/21

Antenna Gain and Limits

Channel	Frequency (MHz)	Directional Gain for Power (dBi)	Power Limit (dBm)	PSD Limit (dBm/1MHz)
Low	5190	-2.40	24.00	11.00
High	5230	-2.40	24.00	11.00

Duty Cycle CF (dB)	0.11	**Included in Calculations of Corr'd PSD**

Output Power Results

Channel	Frequency (MHz)	Antenna 6 Meas Power (dBm)	Total Corr'd Power (dBm)	Power Limit (dBm)	Power Margin (dB)
Low	5190	10.70	10.70	24.00	-13.30
High	5230	10.75	10.75	24.00	-13.25

PSD Results

Channel	Frequency (MHz)	Antenna 6 Meas PSD (dBm/1MHz)	Total Corr'd PSD (dBm/1MHz)	PSD Limit (dBm/1MHz)	PSD Margin (dB)
Low	5190	9.755	9.865	11.00	-1.135
High	5230	10.021	10.131	11.00	-0.869

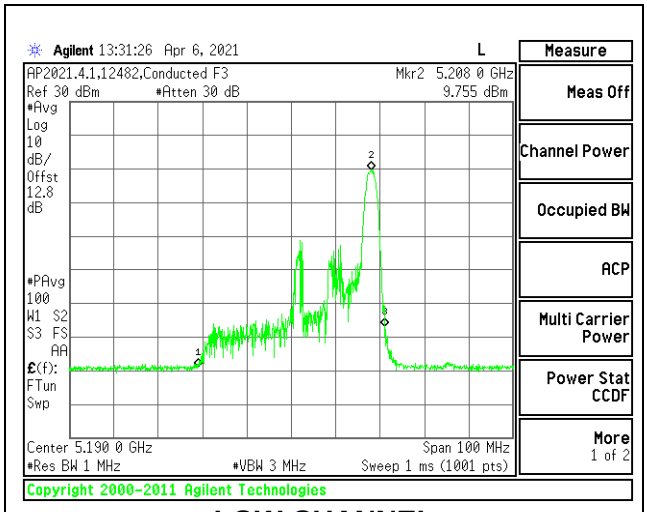

LOW CHANNEL

UL VERIFICATION SERVICES INC.
47173 Benicia Street, Fremont, CA 94538; USA TEL:(510) 319-4000 FAX:(510) 661-0888

This report shall not be reproduced except in full, without the written approval of UL Verification Services Inc.

1TX Antenna 5 MODE (FCC): SU Mode

Test Engineer:	12482
Test Date:	4/6/21

Antenna Gain and Limits

Channel	Frequency (MHz)	Directional Gain for Power (dBi)	Power Limit (dBm)	PSD Limit (dBm/1MHz)
Low	5190	-2.40	24.00	11.00
High	5230	-2.40	24.00	11.00

Duty Cycle CF (dB)	0.11	**Included in Calculations of Corr'd PSD**

Output Power Results

Channel	Frequency (MHz)	Antenna 5 Meas Power (dBm)	Total Corr'd Power (dBm)	Power Limit (dBm)	Power Margin (dB)
Low	5190	16.70	16.70	24.00	-7.30
High	5230	20.22	20.22	24.00	-3.78

PSD Results

Channel	Frequency (MHz)	Antenna 5 Meas PSD (dBm/1MHz)	Total Corr'd PSD (dBm/1MHz)	PSD Limit (dBm/1MHz)	PSD Margin (dB)
Low	5190	2.894	3.004	11.00	-7.996
High	5230	6.840	6.950	11.00	-4.050

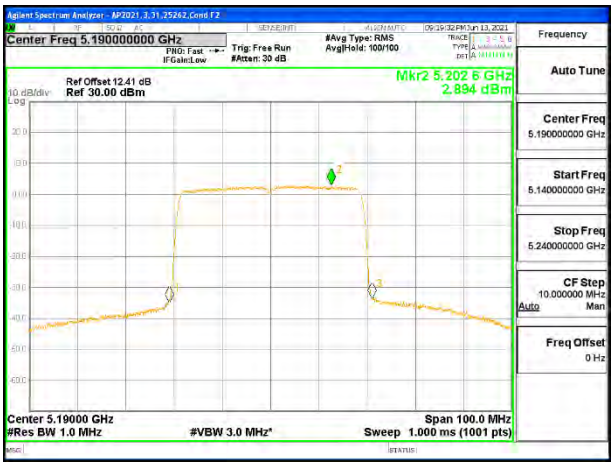

LOW CHANNEL

UL VERIFICATION SERVICES INC.
47173 Benicia Street, Fremont, CA 94538; USA TEL:(510) 319-4000 FAX:(510) 661-0888

This report shall not be reproduced except in full, without the written approval of UL Verification Services Inc.

2TX Antenna 6 + Antenna 5 OFDMA MODE (FCC): 26 Tones, RU Index 0

Test Engineer:	12482
Test Date:	4/12/21, 4/20/21

Antenna Gain and Limits

Channel	Frequency (MHz)	Directional Gain for Power (dBi)	Directional Gain for PSD (dBi)	Power Limit (dBm)	PSD Limit (dBm/ 1MHz)
Low	5190	-2.74	0.27	24.00	11.00
High	5230	-2.74	0.27	24.00	11.00

Duty Cycle CF (dB)	0.09	**Included in Calculations of Corr'd PSD**

Output Power Results

Channel	Frequency (MHz)	Antenna 6 Meas Power (dBm)	Antenna 5 Meas Power (dBm)	Total Corr'd Power (dBm)	Power Limit (dBm)	Power Margin (dB)
Low	5190	8.74	8.75	11.76	24.00	-12.24
High	5230	8.75	8.73	11.75	24.00	-12.25

PSD Results

Channel	Frequency (MHz)	Antenna 6 Meas PSD (dBm/1MHz)	Antenna 5 Meas PSD (dBm/1MHz)	Total Corr'd PSD (dBm/1MHz)	PSD Limit (dBm/ 1MHz)	PSD Margin (dB)
Low	5190	6.444	7.022	9.843	11.00	-1.157
High	5230	7.048	6.676	9.966	11.00	-1.034

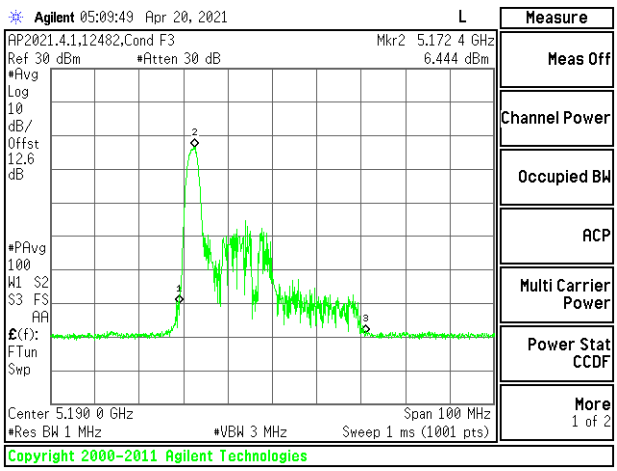

LOW CHANNEL [ANT 6]

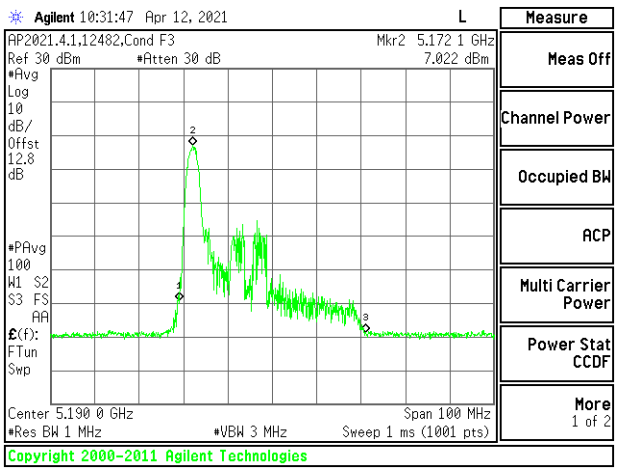

LOW CHANNEL [ANT 5]

UL VERIFICATION SERVICES INC.
47173 Benicia Street, Fremont, CA 94538; USA TEL:(510) 319-4000 FAX:(510) 661-0888

This report shall not be reproduced except in full, without the written approval of UL Verification Services Inc.

2TX Antenna 6 + Antenna 5 OFDMA MODE (FCC): 26 Tones, RU Index 8

Test Engineer:	12482
Test Date:	4/12/21, 4/20/21

Antenna Gain and Limits

Channel	Frequency (MHz)	Directional Gain for Power (dBi)	Directional Gain for PSD (dBi)	Power Limit (dBm)	PSD Limit (dBm/ 1MHz)
Low	5190	-2.74	0.27	24.00	11.00
High	5230	-2.74	0.27	24.00	11.00

Duty Cycle CF (dB)	0.09	**Included in Calculations of Corr'd PSD**

Output Power Results

Channel	Frequency (MHz)	Antenna 6 Meas Power (dBm)	Antenna 5 Meas Power (dBm)	Total Corr'd Power (dBm)	Power Limit (dBm)	Power Margin (dB)
Low	5190	8.73	8.72	11.74	24.00	-12.26
High	5230	8.70	8.69	11.71	24.00	-12.29

PSD Results

Channel	Frequency (MHz)	Antenna 6 Meas PSD (dBm/1MHz)	Antenna 5 Meas PSD (dBm/1MHz)	Total Corr'd PSD (dBm/1MHz)	PSD Limit (dBm/ 1MHz)	PSD Margin (dB)
Low	5190	6.887	6.835	9.961	11.00	-1.039
High	5230	6.566	6.392	9.580	11.00	-1.420

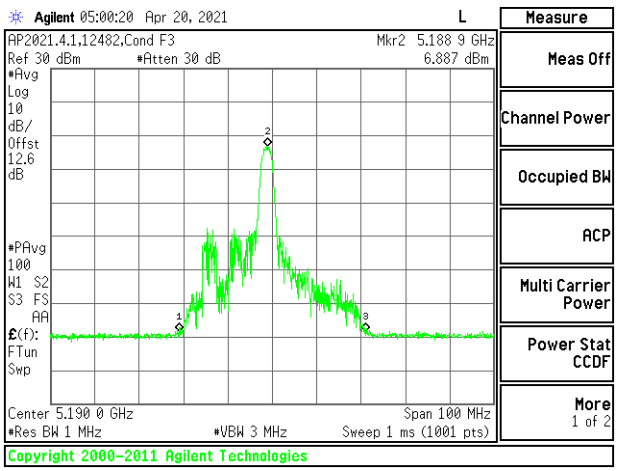

LOW CHANNEL [ANT 6]

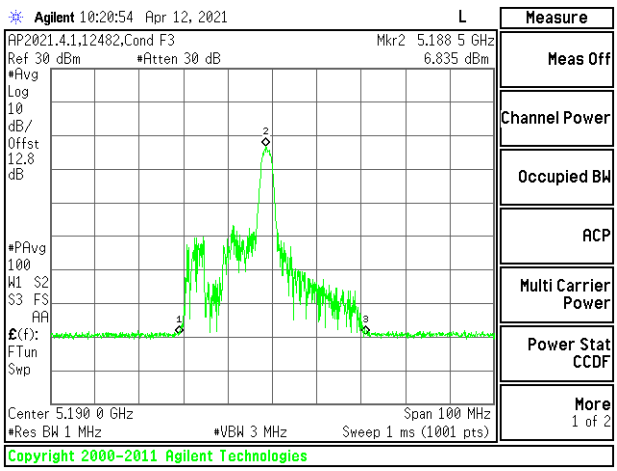

LOW CHANNEL [ANT 5]

UL VERIFICATION SERVICES INC.
47173 Benicia Street, Fremont, CA 94538; USA TEL:(510) 319-4000 FAX:(510) 661-0888

This report shall not be reproduced except in full, without the written approval of UL Verification Services Inc.

2TX Antenna 6 + Antenna 5 OFDMA MODE (FCC): 26 Tones, RU Index 17

Test Engineer:	12482
Test Date:	4/12/21, 4/20/21

Antenna Gain and Limits

Channel	Frequency (MHz)	Directional Gain for Power (dBi)	Directional Gain for PSD (dBi)	Power Limit (dBm)	PSD Limit (dBm/ 1MHz)
Low	5190	-2.74	0.27	24.00	11.00
High	5230	-2.74	0.27	24.00	11.00

Duty Cycle CF (dB)	0.09	**Included in Calculations of Corr'd PSD**

Output Power Results

Channel	Frequency (MHz)	Antenna 6 Meas Power (dBm)	Antenna 5 Meas Power (dBm)	Total Corr'd Power (dBm)	Power Limit (dBm)	Power Margin (dB)
Low	5190	8.69	8.66	11.69	24.00	-12.31
High	5230	8.70	8.71	11.72	24.00	-12.28

PSD Results

Channel	Frequency (MHz)	Antenna 6 Meas PSD (dBm/1MHz)	Antenna 5 Meas PSD (dBm/1MHz)	Total Corr'd PSD (dBm/1MHz)	PSD Limit (dBm/ 1MHz)	PSD Margin (dB)
Low	5190	6.883	6.381	9.740	11.00	-1.260
High	5230	6.775	6.747	9.861	11.00	-1.139

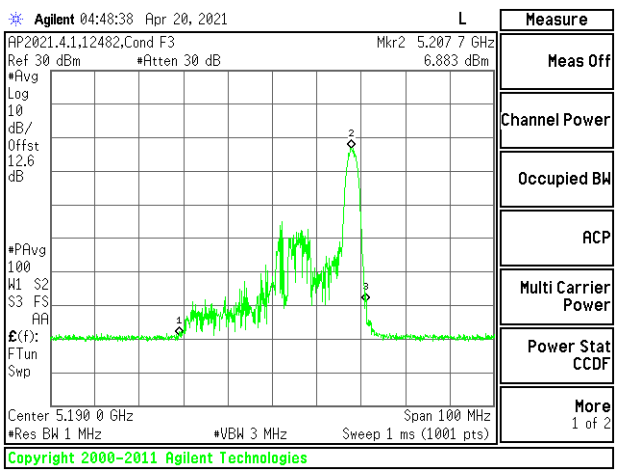

LOW CHANNEL [ANT 6]

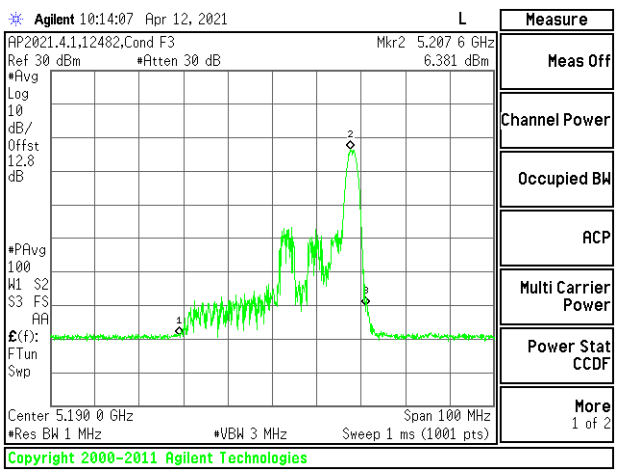

LOW CHANNEL [ANT 5]

UL VERIFICATION SERVICES INC.
47173 Benicia Street, Fremont, CA 94538; USA TEL:(510) 319-4000 FAX:(510) 661-0888

This report shall not be reproduced except in full, without the written approval of UL Verification Services Inc.

2TX Antenna 6 + Antenna 5 OFDMA MODE (FCC): SU Mode

Test Engineer:	12482
Test Date:	4/12/21

Antenna Gain and Limits

Channel	Frequency (MHz)	Directional Gain for Power (dBi)	Directional Gain for PSD (dBi)	Power Limit (dBm)	PSD Limit (dBm/ 1MHz)
Low	5190	-2.74	0.27	24.00	11.00
High	5230	-2.74	0.27	24.00	11.00

Duty Cycle CF (dB)	0.09	**Included in Calculations of Corr'd PSD**

Output Power Results

Channel	Frequency (MHz)	Antenna 6 Meas Power (dBm)	Antenna 5 Meas Power (dBm)	Total Corr'd Power (dBm)	Power Limit (dBm)	Power Margin (dB)
Low	5190	16.22	16.20	19.22	24.00	-4.78
High	5230	19.20	19.19	22.21	24.00	-1.79

PSD Results

Channel	Frequency (MHz)	Antenna 6 Meas PSD (dBm/1MHz)	Antenna 5 Meas PSD (dBm/1MHz)	Total Corr'd PSD (dBm/1MHz)	PSD Limit (dBm/ 1MHz)	PSD Margin (dB)
Low	5190	2.539	2.161	5.454	11.00	-5.546
High	5230	5.383	5.132	8.360	11.00	-2.640

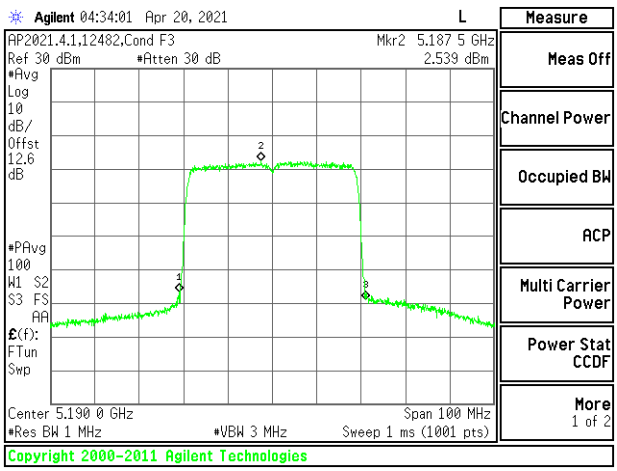

LOW CHANNEL [ANT 6]

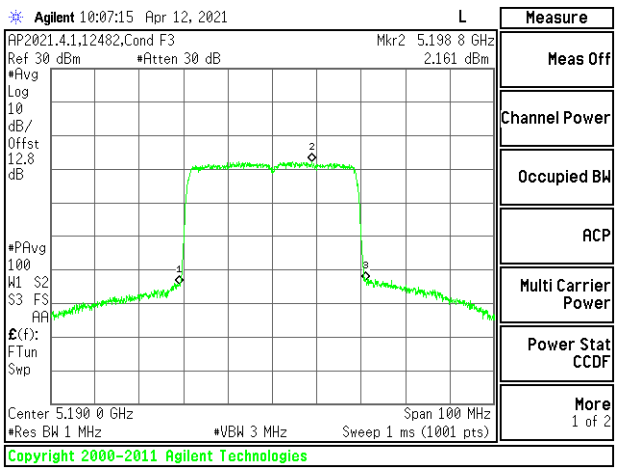

LOW CHANNEL [ANT 5]

UL VERIFICATION SERVICES INC.
47173 Benicia Street, Fremont, CA 94538; USA TEL:(510) 319-4000 FAX:(510) 661-0888

This report shall not be reproduced except in full, without the written approval of UL Verification Services Inc.

9.4.6. **802.11ax HE80 MODE IN THE 5.2 GHz BAND**

1TX Antenna 6 MODE (FCC): 26 Tones, RU Index 0

Test Engineer:	25262
Test Date:	6/13/21

Antenna Gain and Limits

Channel	Frequency (MHz)	Directional Gain for Power (dBi)	Power Limit (dBm)	PSD Limit (dBm/ 1MHz)
Mid	5210	-3.10	24.00	11.00

Duty Cycle CF (dB)	0.11	**Included in Calculations of Corr'd PSD**

Output Power Results

Channel	Frequency (MHz)	Antenna 6 Meas Power (dBm)	Total Corr'd Power (dBm)	Power Limit (dBm)	Power Margin (dB)
Mid	5210	10.71	10.71	24.00	-13.29

PSD Results

Channel	Frequency (MHz)	Antenna 6 Meas PSD (dBm/1MHz)	Total Corr'd PSD (dBm/1MHz)	PSD Limit (dBm/ 1MHz)	PSD Margin (dB)
Mid	5210	9.217	9.327	11.00	-1.673

MID CHANNEL

UL VERIFICATION SERVICES INC.
47173 Benicia Street, Fremont, CA 94538; USA TEL:(510) 319-4000 FAX:(510) 661-0888

This report shall not be reproduced except in full, without the written approval of UL Verification Services Inc.

1TX Antenna 6 MODE (FCC): 26 Tones, RU Index 18

Test Engineer:	19232
Test Date:	4/13/21

Antenna Gain and Limits

Channel	Frequency (MHz)	Directional Gain for Power (dBi)	Power Limit (dBm)	PSD Limit (dBm/ 1MHz)
Mid	5210	-3.10	24.00	11.00

Duty Cycle CF (dB)	0.11	**Included in Calculations of Corr'd PSD**

Output Power Results

Channel	Frequency (MHz)	Antenna 6 Meas Power (dBm)	Total Corr'd Power (dBm)	Power Limit (dBm)	Power Margin (dB)
Mid	5210	10.72	10.72	24.00	-13.28

PSD Results

Channel	Frequency (MHz)	Antenna 6 Meas PSD (dBm/1MHz)	Total Corr'd PSD (dBm/1MHz)	PSD Limit (dBm/ 1MHz)	PSD Margin (dB)
Mid	5210	8.600	8.710	11.00	-2.290

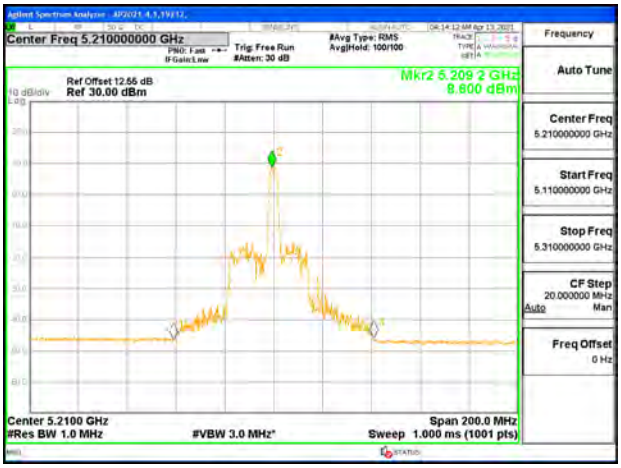

MID CHANNEL

UL VERIFICATION SERVICES INC.
47173 Benicia Street, Fremont, CA 94538; USA TEL:(510) 319-4000 FAX:(510) 661-0888

This report shall not be reproduced except in full, without the written approval of UL Verification Services Inc.

1TX Antenna 6 MODE (FCC): 26 Tones, RU Index 36

Test Engineer:	25262
Test Date:	6/13/21

Antenna Gain and Limits

Channel	Frequency (MHz)	Directional Gain for Power (dBi)	Power Limit (dBm)	PSD Limit (dBm/ 1MHz)
Mid	5210	-3.10	24.00	11.00

Duty Cycle CF (dB)	0.11	**Included in Calculations of Corr'd PSD**

Output Power Results

Channel	Frequency (MHz)	Antenna 6 Meas Power (dBm)	Total Corr'd Power (dBm)	Power Limit (dBm)	Power Margin (dB)
Mid	5210	10.70	10.70	24.00	-13.30

PSD Results

Channel	Frequency (MHz)	Antenna 6 Meas PSD (dBm/1MHz)	Total Corr'd PSD (dBm/1MHz)	PSD Limit (dBm/ 1MHz)	PSD Margin (dB)
Mid	5210	9.501	9.611	11.00	-1.389

MID CHANNEL

UL VERIFICATION SERVICES INC.
47173 Benicia Street, Fremont, CA 94538; USA TEL:(510) 319-4000 FAX:(510) 661-0888

This report shall not be reproduced except in full, without the written approval of UL Verification Services Inc.

1TX Antenna 6 MODE (FCC): SU Mode

Test Engineer:	19232
Test Date:	7/1/21

Antenna Gain and Limits

Channel	Frequency (MHz)	Directional Gain for Power (dBi)	Power Limit (dBm)	PSD Limit (dBm/ 1MHz)
Mid	5210	-3.10	24.00	11.00

Duty Cycle CF (dB)	0.11	**Included in Calculations of Corr'd PSD**

Output Power Results

Channel	Frequency (MHz)	Antenna 6 Meas Power (dBm)	Total Corr'd Power (dBm)	Power Limit (dBm)	Power Margin (dB)
Mid	5210	16.71	16.71	24.00	-7.29

PSD Results

Channel	Frequency (MHz)	Antenna 6 Meas PSD (dBm/1MHz)	Total Corr'd PSD (dBm/1MHz)	PSD Limit (dBm/ 1MHz)	PSD Margin (dB)
Mid	5210	-0.688	-0.578	11.00	-11.578

MID CHANNEL

UL VERIFICATION SERVICES INC.
47173 Benicia Street, Fremont, CA 94538; USA TEL:(510) 319-4000 FAX:(510) 661-0888

This report shall not be reproduced except in full, without the written approval of UL Verification Services Inc.

1TX Antenna 5 MODE (FCC): 26 Tones, RU Index 0

Test Engineer:	25005
Test Date:	6/13/21

Antenna Gain and Limits

Channel	Frequency (MHz)	Directional Gain for Power (dBi)	Power Limit (dBm)	PSD Limit (dBm/ 1MHz)
Mid	5210	-2.40	24.00	11.00

Duty Cycle CF (dB)	0.11	**Included in Calculations of Corr'd PSD**

Output Power Results

Channel	Frequency (MHz)	Antenna 5 Meas Power (dBm)	Total Corr'd Power (dBm)	Power Limit (dBm)	Power Margin (dB)
Mid	5210	10.69	10.69	24.00	-13.31

PSD Results

Channel	Frequency (MHz)	Antenna 5 Meas PSD (dBm/1MHz)	Total Corr'd PSD (dBm/1MHz)	PSD Limit (dBm/ 1MHz)	PSD Margin (dB)
Mid	5210	9.278	9.388	11.00	-1.612

MID CHANNEL

UL VERIFICATION SERVICES INC.
47173 Benicia Street, Fremont, CA 94538; USA TEL:(510) 319-4000 FAX:(510) 661-0888

This report shall not be reproduced except in full, without the written approval of UL Verification Services Inc.

1TX Antenna 5 MODE (FCC): 26 Tones, RU Index 18

Test Engineer:	12482
Test Date:	4/7/21

Antenna Gain and Limits

Channel	Frequency (MHz)	Directional Gain for Power (dBi)	Power Limit (dBm)	PSD Limit (dBm/ 1MHz)
Mid	5210	-2.40	24.00	11.00

Duty Cycle CF (dB)	0.11	**Included in Calculations of Corr'd PSD**

Output Power Results

Channel	Frequency (MHz)	Antenna 5 Meas Power (dBm)	Total Corr'd Power (dBm)	Power Limit (dBm)	Power Margin (dB)
Mid	5210	10.72	10.72	24.00	-13.28

PSD Results

Channel	Frequency (MHz)	Antenna 5 Meas PSD (dBm/1MHz)	Total Corr'd PSD (dBm/1MHz)	PSD Limit (dBm/ 1MHz)	PSD Margin (dB)
Mid	5210	8.209	8.319	11.00	-2.681

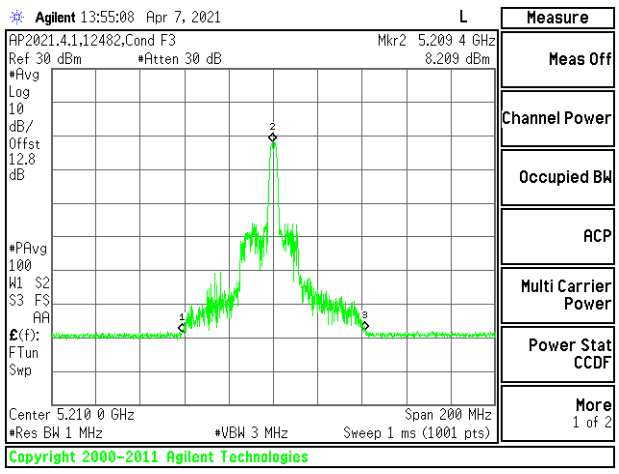

MID CHANNEL

UL VERIFICATION SERVICES INC.
47173 Benicia Street, Fremont, CA 94538; USA TEL:(510) 319-4000 FAX:(510) 661-0888

This report shall not be reproduced except in full, without the written approval of UL Verification Services Inc.

1TX Antenna 5 MODE (FCC): 26 Tones, RU Index 36

Test Engineer:	25005
Test Date:	6/13/21

Antenna Gain and Limits

Channel	Frequency (MHz)	Directional Gain for Power (dBi)	Power Limit (dBm)	PSD Limit (dBm/ 1MHz)
High	5230	-2.40	24.00	11.00

Duty Cycle CF (dB)	0.11	**Included in Calculations of Corr'd PSD**

Output Power Results

Channel	Frequency (MHz)	Antenna 5 Meas Power (dBm)	Total Corr'd Power (dBm)	Power Limit (dBm)	Power Margin (dB)
Mid	5210	10.73	10.73	24.00	-13.27

PSD Results

Channel	Frequency (MHz)	Antenna 5 Meas PSD (dBm/1MHz)	Total Corr'd PSD (dBm/1MHz)	PSD Limit (dBm/ 1MHz)	PSD Margin (dB)
Mid	5210	9.636	9.746	11.00	-1.254

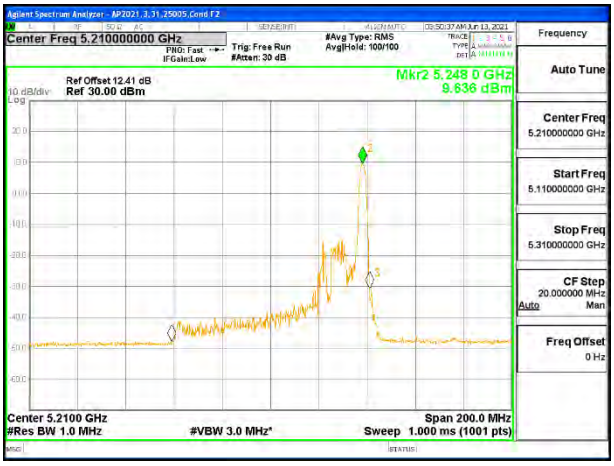

MID CHANNEL

UL VERIFICATION SERVICES INC.
47173 Benicia Street, Fremont, CA 94538; USA TEL:(510) 319-4000 FAX:(510) 661-0888

This report shall not be reproduced except in full, without the written approval of UL Verification Services Inc.

1TX Antenna 5 MODE (FCC): SU Mode

Test Engineer:	19232
Test Date:	7/1/21

Antenna Gain and Limits

Channel	Frequency (MHz)	Directional Gain for Power (dBi)	Power Limit (dBm)	PSD Limit (dBm/ 1MHz)
Mid	5210	-2.40	24.00	11.00

Duty Cycle CF (dB)	0.11	**Included in Calculations of Corr'd PSD**

Output Power Results

Channel	Frequency (MHz)	Antenna 5 Meas Power (dBm)	Total Corr'd Power (dBm)	Power Limit (dBm)	Power Margin (dB)
Mid	5210	16.70	16.70	24.00	-7.30

PSD Results

Channel	Frequency (MHz)	Antenna 5 Meas PSD (dBm/1MHz)	Total Corr'd PSD (dBm/1MHz)	PSD Limit (dBm/ 1MHz)	PSD Margin (dB)
Mid	5210	-0.700	-0.590	11.00	-11.590

MID CHANNEL

UL VERIFICATION SERVICES INC.
47173 Benicia Street, Fremont, CA 94538; USA TEL:(510) 319-4000 FAX:(510) 661-0888

This report shall not be reproduced except in full, without the written approval of UL Verification Services Inc.

2TX Antenna 6 + Antenna 5 OFDMA MODE (FCC): 26 Tones, RU Index 0

Test Engineer:	19232
Test Date:	7/01/21

Antenna Gain and Limits

Channel	Frequency (MHz)	Directional Gain for Power (dBi)	Directional Gain for PSD (dBi)	Power Limit (dBm)	PSD Limit (dBm/1MHz)
Mid	5210	-2.74	0.27	24.00	11.00

Duty Cycle CF (dB)	0.13	**Included in Calculations of Corr'd PSD**

Output Power Results

Channel	Frequency (MHz)	Antenna 6 Meas Power (dBm)	Antenna 5 Meas Power (dBm)	Total Corr'd Power (dBm)	Power Limit (dBm)	Power Margin (dB)
Mid	5210	8.71	8.73	11.73	24.00	-12.27

PSD Results

Channel	Frequency (MHz)	Antenna 6 Meas PSD (dBm/1MHz)	Antenna 5 Meas PSD (dBm/1MHz)	Total Corr'd PSD (dBm/ 1MHz)	PSD Limit (dBm/ 1MHz)	PSD Margin (dB)
Mid	5210	7.023	7.267	10.287	11.00	-0.713

MID CHANNEL [ANT 6]

MID CHANNEL [ANT 5]

UL VERIFICATION SERVICES INC.
47173 Benicia Street, Fremont, CA 94538; USA TEL:(510) 319-4000 FAX:(510) 661-0888

This report shall not be reproduced except in full, without the written approval of UL Verification Services Inc.

2TX Antenna 6 + Antenna 5 OFDMA MODE (FCC): 26 Tones, RU Index 18

Test Engineer:	12482
Test Date:	4/14/21

Antenna Gain and Limits

Channel	Frequency (MHz)	Directional Gain for Power (dBi)	Directional Gain for PSD (dBi)	Power Limit (dBm)	PSD Limit (dBm/1MHz)
Mid	5210	-2.74	0.27	24.00	11.00

Duty Cycle CF (dB)	0.13	**Included in Calculations of Corr'd PSD**

Output Power Results

Channel	Frequency (MHz)	Antenna 6 Meas Power (dBm)	Antenna 5 Meas Power (dBm)	Total Corr'd Power (dBm)	Power Limit (dBm)	Power Margin (dB)
Mid	5210	8.69	8.70	11.71	24.00	-12.29

PSD Results

Channel	Frequency (MHz)	Antenna 6 Meas PSD (dBm/1MHz)	Antenna 5 Meas PSD (dBm/1MHz)	Total Corr'd PSD (dBm/ 1MHz)	PSD Limit (dBm/ 1MHz)	PSD Margin (dB)
Mid	5210	5.598	5.335	8.609	11.00	-2.391

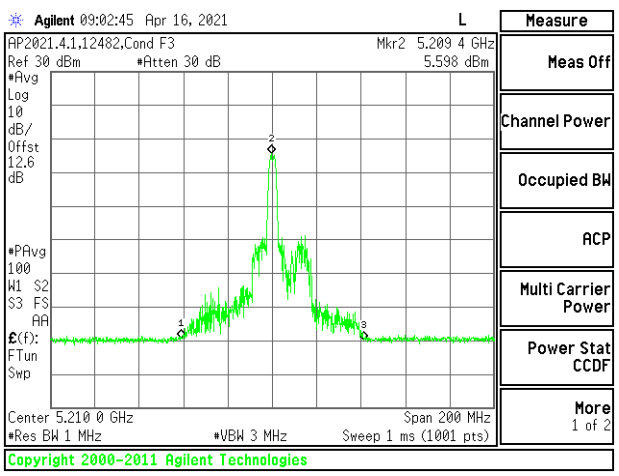

MID CHANNEL [ANT 6]

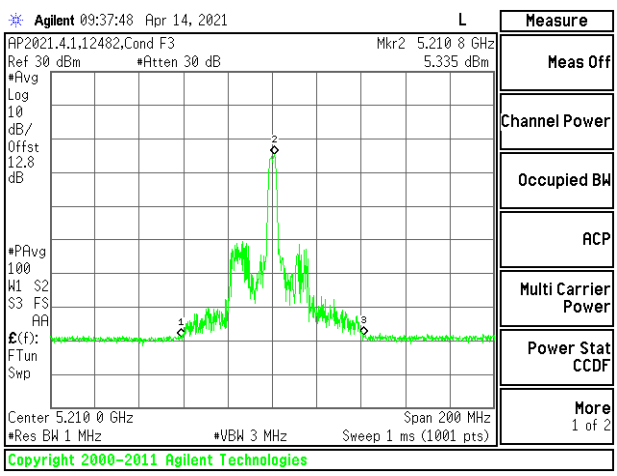

MID CHANNEL [ANT 5]

UL VERIFICATION SERVICES INC.
47173 Benicia Street, Fremont, CA 94538; USA TEL:(510) 319-4000 FAX:(510) 661-0888

This report shall not be reproduced except in full, without the written approval of UL Verification Services Inc.

2TX Antenna 6 + Antenna 5 OFDMA MODE (FCC): 26 Tones, RU Index 36

Test Engineer:	12482
Test Date:	4/14/21

Antenna Gain and Limits

Channel	Frequency (MHz)	Directional Gain for Power (dBi)	Directional Gain for PSD (dBi)	Power Limit (dBm)	PSD Limit (dBm/1MHz)
Mid	5210	-2.74	0.27	24.00	11.00

Duty Cycle CF (dB)	0.13	**Included in Calculations of Corr'd PSD**

Output Power Results

Channel	Frequency (MHz)	Antenna 6 Meas Power (dBm)	Antenna 5 Meas Power (dBm)	Total Corr'd Power (dBm)	Power Limit (dBm)	Power Margin (dB)
Mid	5210	8.68	8.66	11.68	24.00	-12.32

PSD Results

Channel	Frequency (MHz)	Antenna 6 Meas PSD (dBm/1MHz)	Antenna 5 Meas PSD (dBm/1MHz)	Total Corr'd PSD (dBm/ 1MHz)	PSD Limit (dBm/ 1MHz)	PSD Margin (dB)
Mid	5210	6.985	6.471	9.876	11.00	-1.124

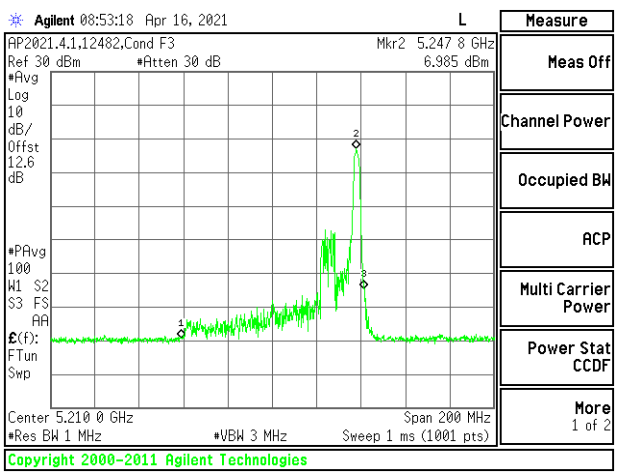

MID CHANNEL [ANT 6]

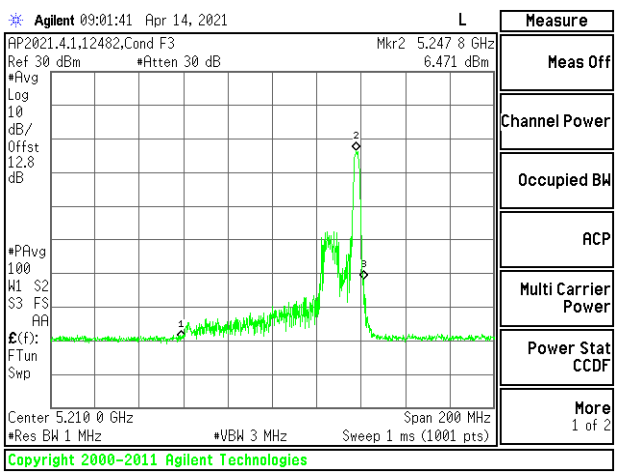

MID CHANNEL [ANT 5]

UL VERIFICATION SERVICES INC.
47173 Benicia Street, Fremont, CA 94538; USA TEL:(510) 319-4000 FAX:(510) 661-0888

This report shall not be reproduced except in full, without the written approval of UL Verification Services Inc.

2TX Antenna 6 + Antenna 5 OFDMA MODE (FCC): SU Mode

Test Engineer:	19232
Test Date:	7/2/21

Antenna Gain and Limits

Channel	Frequency (MHz)	Directional Gain for Power (dBi)	Directional Gain for PSD (dBi)	Power Limit (dBm)	PSD Limit (dBm/1MHz)
Mid	5210	-2.74	0.27	24.00	11.00

Duty Cycle CF (dB)	0.13	**Included in Calculations of Corr'd PSD**

Output Power Results

Channel	Frequency (MHz)	Antenna 6 Meas Power (dBm)	Antenna 5 Meas Power (dBm)	Total Corr'd Power (dBm)	Power Limit (dBm)	Power Margin (dB)
Mid	5210	15.75	15.73	18.75	24.00	-5.25

PSD Results

Channel	Frequency (MHz)	Antenna 6 Meas PSD (dBm/1MHz)	Antenna 5 Meas PSD (dBm/1MHz)	Total Corr'd PSD (dBm/ 1MHz)	PSD Limit (dBm/ 1MHz)	PSD Margin (dB)
Mid	5210	-1.312	-1.560	1.706	11.00	-9.294

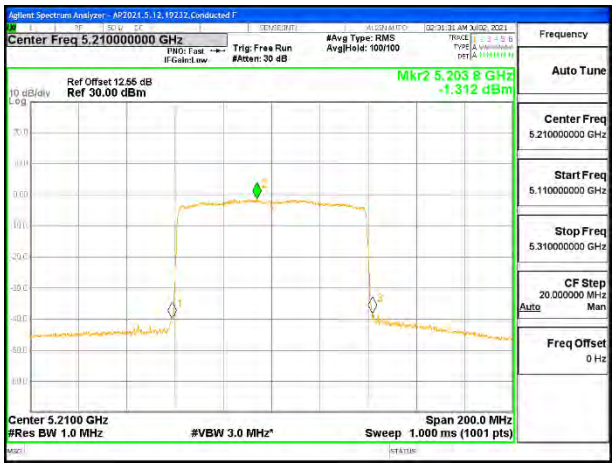

MID CHANNEL [ANT 6]

MID CHANNEL [ANT 5]

UL VERIFICATION SERVICES INC.
47173 Benicia Street, Fremont, CA 94538; USA TEL:(510) 319-4000 FAX:(510) 661-0888

This report shall not be reproduced except in full, without the written approval of UL Verification Services Inc.

9.4.7. 802.11n HT20 MODE IN THE 5.3 GHz BAND

1TX Antenna 6 MODE (FCC)

Test Engineer:	25005
Test Date:	7/24/21

Bandwidth, Antenna Gain, and Limits

Channel	Frequency (MHz)	Min 26dB BW (MHz)	Directional Gain (dBi)	Power Limit (dBm)	PSD Limit (dBm/1MHz)
Low	5260	21.28	-3.20	24.00	11.00
Mid	5300	21.52	-3.20	24.00	11.00
High	5320	21.08	-3.20	24.00	11.00

Duty Cycle CF (dB)	0.00	**Included in Calculations of Corr'd PSD**

Output Power Results

Channel	Frequency (MHz)	Antenna 6 Meas Power (dBm)	Total Corr'd Power (dBm)	Power Limit (dBm)	Power Margin (dB)
Low	5260	19.71	19.71	24.00	-4.29
Mid	5300	19.73	19.73	24.00	-4.27
High	5320	19.72	19.72	24.00	-4.28

PSD Results

Channel	Frequency (MHz)	Antenna 6 Meas PSD (dBm/1MHz)	Total Corr'd PSD (dBm/1MHz)	PSD Limit (dBm/1MHz)	PSD Margin (dB)
Low	5260	10.072	10.072	11.00	-0.928
Mid	5300	9.892	9.892	11.00	-1.108
High	5320	10.054	10.054	11.00	-0.946

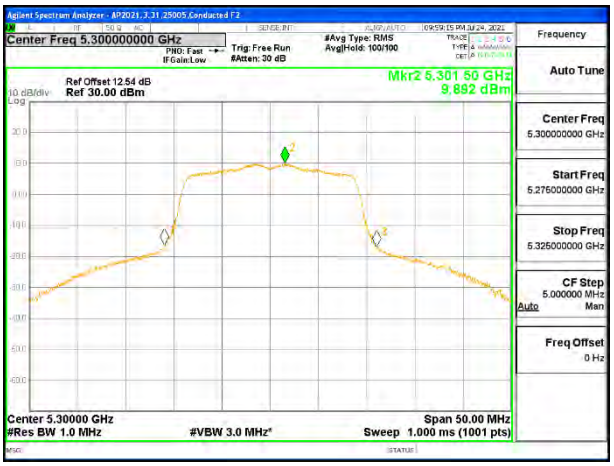

MID CHANNEL

UL VERIFICATION SERVICES INC.
47173 Benicia Street, Fremont, CA 94538; USA TEL:(510) 319-4000 FAX:(510) 661-0888

This report shall not be reproduced except in full, without the written approval of UL Verification Services Inc.

1TX Antenna 5 MODE (FCC)

Test Engineer:	25005
Test Date:	7/24/21

Bandwidth, Antenna Gain, and Limits

Channel	Frequency (MHz)	Min 26dB BW (MHz)	Directional Gain (dBi)	Power Limit (dBm)	PSD Limit (dBm/1MHz)
Low	5260	21.46	-1.70	24.00	11.00
Mid	5300	21.44	-1.70	24.00	11.00
High	5320	21.53	-1.70	24.00	11.00

Duty Cycle CF (dB)	0.00	**Included in Calculations of Corr'd PSD**

Output Power Results

Channel	Frequency (MHz)	Antenna 5 Meas Power (dBm)	Total Corr'd Power (dBm)	Power Limit (dBm)	Power Margin (dB)
Low	5260	19.72	19.72	24.00	-4.28
Mid	5300	19.67	19.67	24.00	-4.33
High	5320	19.70	19.70	24.00	-4.30

PSD Results

Channel	Frequency (MHz)	Antenna 5 Meas PSD (dBm/1MHz)	Total Corr'd PSD (dBm/1MHz)	PSD Limit (dBm/1MHz)	PSD Margin (dB)
Low	5260	10.046	10.046	11.00	-0.954
Mid	5300	9.759	9.759	11.00	-1.241
High	5320	9.966	9.966	11.00	-1.034

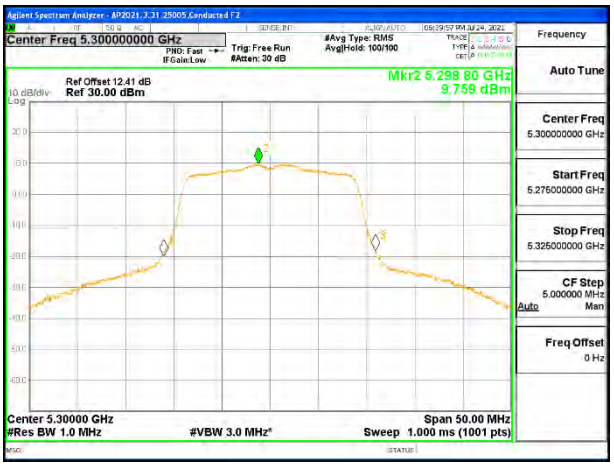

MID CHANNEL

UL VERIFICATION SERVICES INC.
47173 Benicia Street, Fremont, CA 94538; USA TEL:(510) 319-4000 FAX:(510) 661-0888

This report shall not be reproduced except in full, without the written approval of UL Verification Services Inc.

2TX Antenna 6 + Antenna 5 CDD MODE (FCC)

Test Engineer:	23560
Test Date:	4/2/21

Bandwidth, Antenna Gain, and Limits

Channel	Frequency (MHz)	Min 26dB BW (MHz)	Directional Gain for Power (dBi)	Directional Gain for PSD (dBi)	Power Limit (dBm)	PSD Limit (dBm/1MHz)
Low	5260	20.928	-2.39	0.59	24.00	11.00
Mid	5300	21.139	-2.39	0.59	24.00	11.00
High	5320	21.125	-2.39	0.59	24.00	11.00

Duty Cycle CF (dB)	0.10	**Included in Calculations of Corr'd PSD**

Output Power Results

Channel	Frequency (MHz)	Antenna 6 Meas Power (dBm)	Antenna 5 Meas Power (dBm)	Total Corr'd Power (dBm)	Power Limit (dBm)	Power Margin (dB)
Low	5260	16.72	16.70	19.72	24.00	-4.28
Mid	5300	16.74	16.72	19.74	24.00	-4.26
High	5320	16.69	16.71	19.71	24.00	-4.29

PSD Results

Channel	Frequency (MHz)	Antenna 6 Meas PSD (dBm/1MHz)	Antenna 5 Meas PSD (dBm/1MHz)	Total Corr'd PSD (dBm/1MHz)	PSD Limit (dBm/1MHz)	PSD Margin (dB)
Low	5260	6.995	7.089	10.153	11.00	-0.847
Mid	5300	6.973	7.047	10.120	11.00	-0.880
High	5320	6.928	6.919	10.034	11.00	-0.966

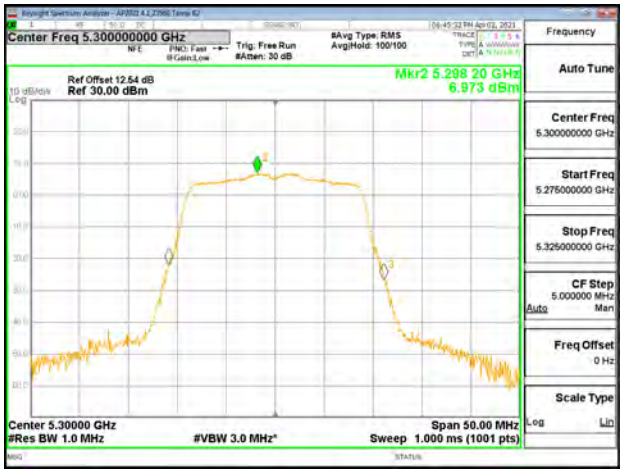

MID CHANNEL [ANT 6]

MID CHANNEL [ANT 5]

UL VERIFICATION SERVICES INC.
47173 Benicia Street, Fremont, CA 94538; USA TEL:(510) 319-4000 FAX:(510) 661-0888

This report shall not be reproduced except in full, without the written approval of UL Verification Services Inc.

9.4.8. 802.11n HT40 MODE IN THE 5.3 GHz BAND

1TX Antenna 6 MODE (FCC)

Test Engineer:	25005
Test Date:	7/24/21

Bandwidth, Antenna Gain, and Limits

Channel	Frequency (MHz)	Min 26dB BW (MHz)	Directional Gain (dBi)	Power Limit (dBm)	PSD Limit (dBm/1MHz)
Low	5270	39.79	-3.20	24.00	11.00
High	5310	39.78	-3.20	24.00	11.00

Duty Cycle CF (dB)	0.14	**Included in Calculations of Corr'd PSD**

Output Power Results

Channel	Frequency (MHz)	Antenna 6 Meas Power (dBm)	Total Corr'd Power (dBm)	Power Limit (dBm)	Power Margin (dB)
Low	5270	20.20	20.20	24.00	-3.80
High	5310	17.21	17.21	24.00	-6.79

PSD Results

Channel	Frequency (MHz)	Antenna 6 Meas PSD (dBm/1MHz)	Total Corr'd PSD (dBm/1MHz)	PSD Limit (dBm/1MHz)	PSD Margin (dB)
Low	5270	7.847	7.987	11.00	-3.013
High	5310	4.634	4.774	11.00	-6.226

LOW CHANNEL

UL VERIFICATION SERVICES INC.
47173 Benicia Street, Fremont, CA 94538; USA TEL:(510) 319-4000 FAX:(510) 661-0888

This report shall not be reproduced except in full, without the written approval of UL Verification Services Inc.

1TX Antenna 5 MODE (FCC)

Test Engineer:	25005
Test Date:	7/24/21

Bandwidth, Antenna Gain, and Limits

Channel	Frequency (MHz)	Min 26dB BW (MHz)	Directional Gain (dBi)	Power Limit (dBm)	PSD Limit (dBm/1MHz)
Low	5270	40.00	-1.70	24.00	11.00
High	5310	39.66	-1.70	24.00	11.00

Duty Cycle CF (dB)	0.14	**Included in Calculations of Corr'd PSD**

Output Power Results

Channel	Frequency (MHz)	Antenna 5 Meas Power (dBm)	Total Corr'd Power (dBm)	Power Limit (dBm)	Power Margin (dB)
Low	5270	20.19	20.19	24.00	-3.81
High	5310	17.20	17.20	24.00	-6.80

PSD Results

Channel	Frequency (MHz)	Antenna 5 Meas PSD (dBm/1MHz)	Total Corr'd PSD (dBm/1MHz)	PSD Limit (dBm/1MHz)	PSD Margin (dB)
Low	5270	7.289	7.429	11.00	-3.571
High	5310	4.677	4.817	11.00	-6.183

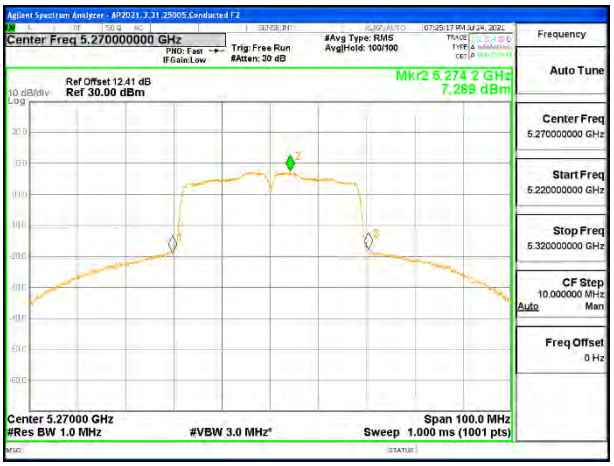

LOW CHANNEL

UL VERIFICATION SERVICES INC.
47173 Benicia Street, Fremont, CA 94538; USA TEL:(510) 319-4000 FAX:(510) 661-0888

This report shall not be reproduced except in full, without the written approval of UL Verification Services Inc.

2TX Antenna 6 + Antenna 5 CDD MODE (FCC)

Test Engineer:	23560
Test Date:	3/31/21

Bandwidth, Antenna Gain, and Limits

Channel	Frequency (MHz)	Min 26dB BW (MHz)	Directional Gain for Power (dBi)	Directional Gain for PSD (dBi)	Power Limit (dBm)	PSD Limit (dBm/1MHz)
Low	5270	39.39	-2.39	0.59	24.00	11.00
High	5310	39.27	-2.39	0.59	24.00	11.00

Duty Cycle CF (dB)	0.20	**Included in Calculations of Corr'd PSD**

Output Power Results

Channel	Frequency (MHz)	Antenna 6 Meas Power (dBm)	Antenna 5 Meas Power (dBm)	Total Corr'd Power (dBm)	Power Limit (dBm)	Power Margin (dB)
Low	5270	19.19	19.21	22.21	24.00	-1.79
High	5310	16.23	16.22	19.24	24.00	-4.76

PSD Results

Channel	Frequency (MHz)	Antenna 6 Meas PSD (dBm/1MHz)	Antenna 5 Meas PSD (dBm/1MHz)	Total Corr'd PSD (dBm/1MHz)	PSD Limit (dBm/1MHz)	PSD Margin (dB)
Low	5270	6.575	6.613	9.804	11.00	-1.196
High	5310	3.657	3.691	6.884	11.00	-4.116

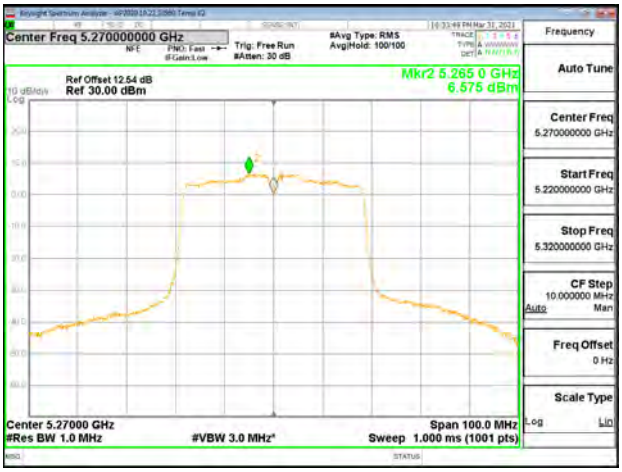

LOW CHANNEL [ANT 6]

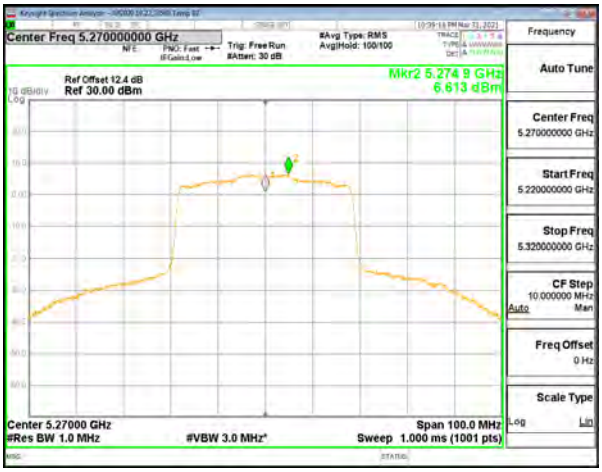

LOW CHANNEL [ANT 5]

UL VERIFICATION SERVICES INC.
47173 Benicia Street, Fremont, CA 94538; USA TEL:(510) 319-4000 FAX:(510) 661-0888

This report shall not be reproduced except in full, without the written approval of UL Verification Services Inc.

9.4.9. 802.11ac VHT80 MODE IN THE 5.3 GHz BAND

1TX Antenna 6 MODE (FCC)

Test Engineer:	23560
Test Date:	4/1/21

Bandwidth, Antenna Gain, and Limits

Channel	Frequency (MHz)	Min 26dB BW (MHz)	Directional Gain (dBi)	Power Limit (dBm)	PSD Limit (dBm/1MHz)
Mid	5290	80.83	-3.20	24.00	11.00

Duty Cycle CF (dB)	0.22	**Included in Calculations of Corr'd PSD**

Output Power Results

Channel	Frequency (MHz)	Antenna 6 Meas Power (dBm)	Total Corr'd Power (dBm)	Power Limit (dBm)	Power Margin (dB)
Mid	5290	16.20	16.20	24.00	-7.80

PSD Results

Channel	Frequency (MHz)	Antenna 6 Meas PSD (dBm/1MHz)	Total Corr'd PSD (dBm/1MHz)	PSD Limit (dBm/1MHz)	PSD Margin (dB)
Mid	5290	0.462	0.682	11.00	-10.318

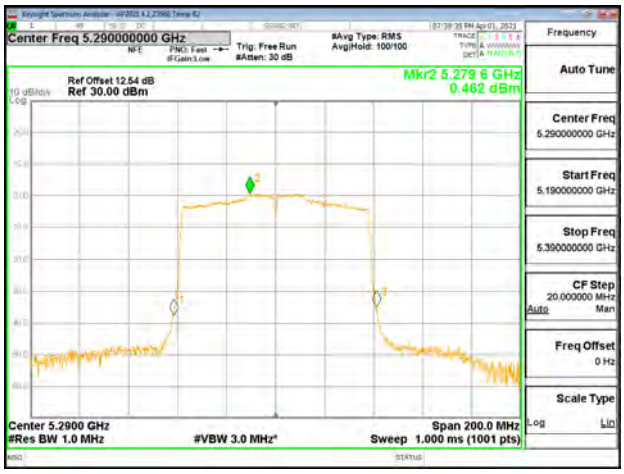

MID CHANNEL

UL VERIFICATION SERVICES INC.
47173 Benicia Street, Fremont, CA 94538; USA TEL:(510) 319-4000 FAX:(510) 661-0888

This report shall not be reproduced except in full, without the written approval of UL Verification Services Inc.

1TX Antenna 5 MODE (FCC)

Test Engineer:	23560
Test Date:	4/1/21

Bandwidth, Antenna Gain, and Limits

Channel	Frequency (MHz)	Min 26dB BW (MHz)	Directional Gain (dBi)	Power Limit (dBm)	PSD Limit (dBm/1MHz)
Mid	5290	80.92	-1.70	24.00	11.00

Duty Cycle CF (dB)	0.22	**Included in Calculations of Corr'd PSD**

Output Power Results

Channel	Frequency (MHz)	Antenna 5 Meas Power (dBm)	Total Corr'd Power (dBm)	Power Limit (dBm)	Power Margin (dB)
Mid	5290	16.21	16.21	24.00	-7.79

PSD Results

Channel	Frequency (MHz)	Antenna 5 Meas PSD (dBm/1MHz)	Total Corr'd PSD (dBm/1MHz)	PSD Limit (dBm/1MHz)	PSD Margin (dB)
Mid	5290	0.307	0.527	11.00	-10.473

MID CHANNEL

UL VERIFICATION SERVICES INC.
47173 Benicia Street, Fremont, CA 94538; USA TEL:(510) 319-4000 FAX:(510) 661-0888

This report shall not be reproduced except in full, without the written approval of UL Verification Services Inc.

2TX Antenna 6 + Antenna 5 CDD MODE (FCC)

Test Engineer:	23560
Test Date:	4/1/21

Bandwidth, Antenna Gain, and Limits

Channel	Frequency (MHz)	Min 26dB BW (MHz)	Directional Gain for Power (dBi)	Directional Gain for PSD (dBi)	Power Limit (dBm)	PSD Limit (dBm/1MHz)
Mid	5290	80.35	-2.39	0.59	24.00	11.00

Duty Cycle CF (dB)	0.21	**Included in Calculations of Corr'd PSD**

Output Power Results

Channel	Frequency (MHz)	Antenna 6 Meas Power (dBm)	Antenna 5 Meas Power (dBm)	Total Corr'd Power (dBm)	Power Limit (dBm)	Power Margin (dB)
Mid	5290	15.72	15.71	18.73	24.00	-5.27

PSD Results

Channel	Frequency (MHz)	Antenna 6 Meas PSD (dBm/1MHz)	Antenna 5 Meas PSD (dBm/1MHz)	Total Corr'd PSD (dBm/1MHz)	PSD Limit (dBm/1MHz)	PSD Margin (dB)
Mid	5290	-0.055	-0.024	3.181	11.00	-7.819

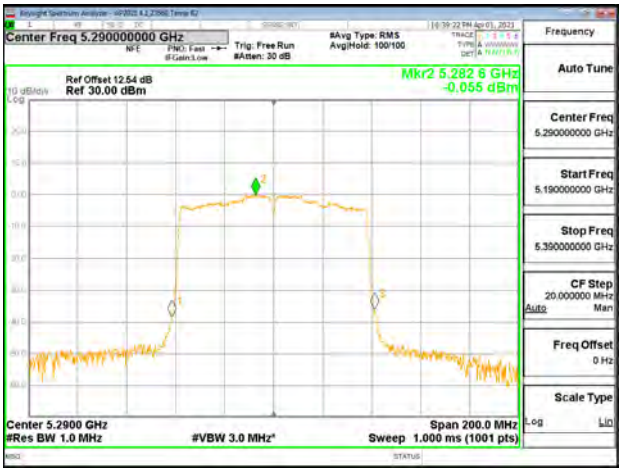

MID CHANNEL [ANT 6]

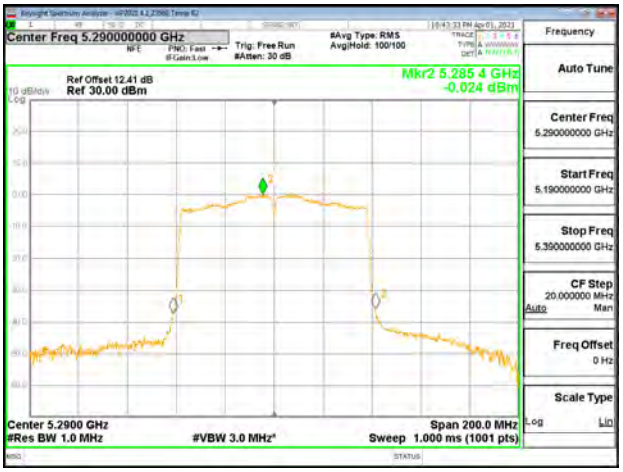

MID CHANNEL [ANT 5]

UL VERIFICATION SERVICES INC.
47173 Benicia Street, Fremont, CA 94538; USA TEL:(510) 319-4000 FAX:(510) 661-0888

This report shall not be reproduced except in full, without the written approval of UL Verification Services Inc.

9.4.10. 802.11ax HE20 MODE IN THE 5.3 GHz BAND

1TX Antenna 6 MODE (FCC): 26 Tones, RU Index 0

Test Engineer:	25262
Test Date:	6/13/21

Bandwidth, Antenna Gain, and Limits

Channel	Frequency (MHz)	Min 26dB BW (MHz)	Directional Gain (dBi)	Power Limit (dBm)	PSD Limit (dBm/1MHz)
Low	5260	20.308	-3.20	24.00	11.00
Mid	5300	20.326	-3.20	24.00	11.00
High	5320	20.160	-3.20	24.00	11.00

Duty Cycle CF (dB)	0.00	**Included in Calculations of Corr'd PSD**

Output Power Results

Channel	Frequency (MHz)	Antenna 6 Meas Power (dBm)	Total Corr'd Power (dBm)	Power Limit (dBm)	Power Margin (dB)
Low	5260	11.75	11.75	24.00	-12.25
Mid	5300	11.73	11.73	24.00	-12.27
High	5320	11.72	11.72	24.00	-12.28

PSD Results

Channel	Frequency (MHz)	Antenna 6 Meas PSD (dBm/1MHz)	Total Corr'd PSD (dBm/1MHz)	PSD Limit (dBm/1MHz)	PSD Margin (dB)
Low	5260	9.986	9.986	11.00	-1.014
Mid	5300	9.674	9.674	11.00	-1.326
High	5320	9.577	9.577	11.00	-1.423

MID CHANNEL

UL VERIFICATION SERVICES INC.
47173 Benicia Street, Fremont, CA 94538; USA TEL:(510) 319-4000 FAX:(510) 661-0888

This report shall not be reproduced except in full, without the written approval of UL Verification Services Inc.

1TX Antenna 6 MODE (FCC): 26 Tones, RU Index 4

Test Engineer:	25262
Test Date:	6/13/21

Bandwidth, Antenna Gain, and Limits

Channel	Frequency (MHz)	Min 26dB BW (MHz)	Directional Gain (dBi)	Power Limit (dBm)	PSD Limit (dBm/1MHz)
Low	5260	19.513	-3.20	23.90	11.00
Mid	5300	19.412	-3.20	23.88	11.00
High	5320	19.280	-3.20	23.85	11.00

Duty Cycle CF (dB)	0.00	**Included in Calculations of Corr'd PSD**

Output Power Results

Channel	Frequency (MHz)	Antenna 6 Meas Power (dBm)	Total Corr'd Power (dBm)	Power Limit (dBm)	Power Margin (dB)
Low	5260	11.70	11.70	23.90	-12.20
Mid	5300	11.69	11.69	23.88	-12.19
High	5320	11.70	11.70	23.85	-12.15

PSD Results

Channel	Frequency (MHz)	Antenna 6 Meas PSD (dBm/1MHz)	Total Corr'd PSD (dBm/1MHz)	PSD Limit (dBm/1MHz)	PSD Margin (dB)
Low	5260	8.616	8.616	11.00	-2.384
Mid	5300	8.647	8.647	11.00	-2.353
High	5320	8.390	8.390	11.00	-2.610

MID CHANNEL

UL VERIFICATION SERVICES INC.
47173 Benicia Street, Fremont, CA 94538; USA TEL:(510) 319-4000 FAX:(510) 661-0888

This report shall not be reproduced except in full, without the written approval of UL Verification Services Inc.

1TX Antenna 6 MODE (FCC): 26 Tones, RU Index 8

Test Engineer:	25262
Test Date:	6/13/21

Bandwidth, Antenna Gain, and Limits

Channel	Frequency (MHz)	Min 26dB BW (MHz)	Directional Gain (dBi)	Power Limit (dBm)	PSD Limit (dBm/1MHz)
Low	5260	21.122	-3.20	24.00	11.00
Mid	5300	21.035	-3.20	24.00	11.00
High	5320	21.050	-3.20	24.00	11.00

Duty Cycle CF (dB)	0.00	**Included in Calculations of Corr'd PSD**

Output Power Results

Channel	Frequency (MHz)	Antenna 6 Meas Power (dBm)	Total Corr'd Power (dBm)	Power Limit (dBm)	Power Margin (dB)
Low	5260	11.73	11.73	24.00	-12.27
Mid	5300	11.69	11.69	24.00	-12.31
High	5320	11.70	11.70	24.00	-12.30

PSD Results

Channel	Frequency (MHz)	Antenna 6 Meas PSD (dBm/1MHz)	Total Corr'd PSD (dBm/1MHz)	PSD Limit (dBm/1MHz)	PSD Margin (dB)
Low	5260	9.807	9.807	11.00	-1.193
Mid	5300	9.501	9.501	11.00	-1.499
High	5320	9.344	9.344	11.00	-1.656

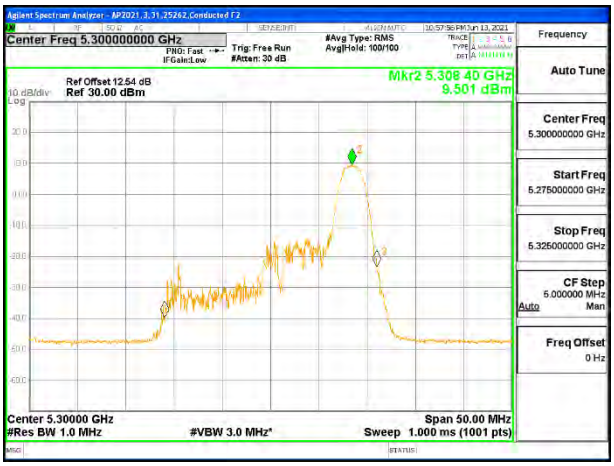

MID CHANNEL

UL VERIFICATION SERVICES INC.
47173 Benicia Street, Fremont, CA 94538; USA TEL:(510) 319-4000 FAX:(510) 661-0888

This report shall not be reproduced except in full, without the written approval of UL Verification Services Inc.

1TX Antenna 6 MODE (FCC): SU Mode

Test Engineer:	25005
Test Date:	7/24/21

Bandwidth, Antenna Gain, and Limits

Channel	Frequency (MHz)	Min 26dB BW (MHz)	Directional Gain (dBi)	Power Limit (dBm)	PSD Limit (dBm/1MHz)
Low	5260	21.617	-3.20	24.00	11.00
Mid	5300	21.564	-3.20	24.00	11.00
High	5320	21.810	-3.20	24.00	11.00

Duty Cycle CF (dB)	0.00	**Included in Calculations of Corr'd PSD**

Output Power Results

Channel	Frequency (MHz)	Antenna 6 Meas Power (dBm)	Total Corr'd Power (dBm)	Power Limit (dBm)	Power Margin (dB)
Low	5260	19.73	19.73	24.00	-4.27
Mid	5300	19.70	19.70	24.00	-4.30
High	5320	18.73	18.73	24.00	-5.27

PSD Results

Channel	Frequency (MHz)	Antenna 6 Meas PSD (dBm/1MHz)	Total Corr'd PSD (dBm/1MHz)	PSD Limit (dBm/1MHz)	PSD Margin (dB)
Low	5260	8.560	8.560	11.00	-2.440
Mid	5300	8.440	8.440	11.00	-2.560
High	5320	7.151	7.151	11.00	-3.849

MID CHANNEL

UL VERIFICATION SERVICES INC.
47173 Benicia Street, Fremont, CA 94538; USA TEL:(510) 319-4000 FAX:(510) 661-0888

This report shall not be reproduced except in full, without the written approval of UL Verification Services Inc.

1TX Antenna 5 MODE (FCC): 26 Tones, RU Index 0

Test Engineer:	25005
Test Date:	6/13/21

Bandwidth, Antenna Gain, and Limits

Channel	Frequency (MHz)	Min 26dB BW (MHz)	Directional Gain (dBi)	Power Limit (dBm)	PSD Limit (dBm/1MHz)
Low	5260	21.104	-1.70	24.00	11.00
Mid	5300	20.386	-1.70	24.00	11.00
High	5320	20.348	-1.70	24.00	11.00

Duty Cycle CF (dB)	0.00	**Included in Calculations of Corr'd PSD**

Output Power Results

Channel	Frequency (MHz)	Antenna 5 Meas Power (dBm)	Total Corr'd Power (dBm)	Power Limit (dBm)	Power Margin (dB)
Low	5260	11.75	11.75	24.00	-12.25
Mid	5300	11.71	11.71	24.00	-12.29
High	5320	11.73	11.73	24.00	-12.27

PSD Results

Channel	Frequency (MHz)	Antenna 5 Meas PSD (dBm/1MHz)	Total Corr'd PSD (dBm/1MHz)	PSD Limit (dBm/1MHz)	PSD Margin (dB)
Low	5260	10.057	10.057	11.00	-0.943
Mid	5300	9.600	9.600	11.00	-1.400
High	5320	9.756	9.756	11.00	-1.244

MID CHANNEL

UL VERIFICATION SERVICES INC.
47173 Benicia Street, Fremont, CA 94538; USA TEL:(510) 319-4000 FAX:(510) 661-0888

This report shall not be reproduced except in full, without the written approval of UL Verification Services Inc.

1TX Antenna 5 MODE (FCC): 26 Tones, RU Index 4

Test Engineer:	12482
Test Date:	6/13/21

Bandwidth, Antenna Gain, and Limits

Channel	Frequency (MHz)	Min 26dB BW (MHz)	Directional Gain (dBi)	Power Limit (dBm)	PSD Limit (dBm/1MHz)
Low	5260	19.548	-1.70	23.91	11.00
Mid	5300	19.251	-1.70	23.84	11.00
High	5320	19.562	-1.70	23.91	11.00

Duty Cycle CF (dB)	0.00	**Included in Calculations of Corr'd PSD**

Output Power Results

Channel	Frequency (MHz)	Antenna 5 Meas Power (dBm)	Total Corr'd Power (dBm)	Power Limit (dBm)	Power Margin (dB)
Low	5260	11.71	11.71	23.91	-12.20
Mid	5300	11.75	11.75	23.84	-12.09
High	5320	11.70	11.70	23.91	-12.21

PSD Results

Channel	Frequency (MHz)	Antenna 5 Meas PSD (dBm/1MHz)	Total Corr'd PSD (dBm/1MHz)	PSD Limit (dBm/1MHz)	PSD Margin (dB)
Low	5260	8.554	8.554	11.00	-2.446
Mid	5300	8.562	8.562	11.00	-2.438
High	5320	8.579	8.579	11.00	-2.421

MID CHANNEL

UL VERIFICATION SERVICES INC.
47173 Benicia Street, Fremont, CA 94538; USA TEL:(510) 319-4000 FAX:(510) 661-0888

This report shall not be reproduced except in full, without the written approval of UL Verification Services Inc.

1TX Antenna 5 MODE (FCC): 26 Tones, RU Index 8

Test Engineer:	25005
Test Date:	6/13/21

Bandwidth, Antenna Gain, and Limits

Channel	Frequency (MHz)	Min 26dB BW (MHz)	Directional Gain (dBi)	Power Limit (dBm)	PSD Limit (dBm/1MHz)
Low	5260	20.856	-1.70	24.00	11.00
Mid	5300	20.714	-1.70	24.00	11.00
High	5320	20.831	-1.70	24.00	11.00

Duty Cycle CF (dB)	0.00	**Included in Calculations of Corr'd PSD**

Output Power Results

Channel	Frequency (MHz)	Antenna 5 Meas Power (dBm)	Total Corr'd Power (dBm)	Power Limit (dBm)	Power Margin (dB)
Low	5260	11.73	11.73	24.00	-12.27
Mid	5300	11.70	11.70	24.00	-12.30
High	5320	11.72	11.72	24.00	-12.28

PSD Results

Channel	Frequency (MHz)	Antenna 5 Meas PSD (dBm/1MHz)	Total Corr'd PSD (dBm/1MHz)	PSD Limit (dBm/1MHz)	PSD Margin (dB)
Low	5260	9.704	9.704	11.00	-1.296
Mid	5300	9.518	9.518	11.00	-1.482
High	5320	9.712	9.712	11.00	-1.288

MID CHANNEL

UL VERIFICATION SERVICES INC.
47173 Benicia Street, Fremont, CA 94538; USA TEL:(510) 319-4000 FAX:(510) 661-0888

This report shall not be reproduced except in full, without the written approval of UL Verification Services Inc.

1TX Antenna 5 MODE (FCC): SU Mode

Test Engineer:	25005
Test Date:	7/24/21

Bandwidth, Antenna Gain, and Limits

Channel	Frequency (MHz)	Min 26dB BW (MHz)	Directional Gain (dBi)	Power Limit (dBm)	PSD Limit (dBm/1MHz)
Low	5260	21.317	-1.70	24.00	11.00
Mid	5300	21.455	-1.70	24.00	11.00
High	5320	21.493	-1.70	24.00	11.00

Duty Cycle CF (dB)	0.00	**Included in Calculations of Corr'd PSD**

Output Power Results

Channel	Frequency (MHz)	Antenna 5 Meas Power (dBm)	Total Corr'd Power (dBm)	Power Limit (dBm)	Power Margin (dB)
Low	5260	19.70	19.70	24.00	-4.30
Mid	5300	19.69	19.69	24.00	-4.31
High	5320	18.72	18.72	24.00	-5.28

PSD Results

Channel	Frequency (MHz)	Antenna 5 Meas PSD (dBm/1MHz)	Total Corr'd PSD (dBm/1MHz)	PSD Limit (dBm/1MHz)	PSD Margin (dB)
Low	5260	8.508	8.508	11.00	-2.492
Mid	5300	8.570	8.570	11.00	-2.430
High	5320	7.413	7.413	11.00	-3.587

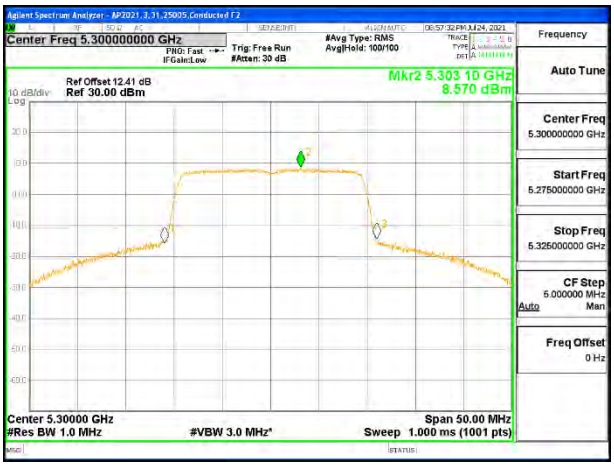

MID CHANNEL

UL VERIFICATION SERVICES INC.
47173 Benicia Street, Fremont, CA 94538; USA TEL:(510) 319-4000 FAX:(510) 661-0888

This report shall not be reproduced except in full, without the written approval of UL Verification Services Inc.

2TX Antenna 6 + Antenna 5 CDD MODE (FCC): 26 Tones, RU Index 0

Test Engineer:	12482
Test Date:	4/17/21

Bandwidth, Antenna Gain, and Limits

Channel	Frequency (MHz)	Min 26dB BW (MHz)	Directional Gain for Power (dBi)	Directional Gain for PSD (dBi)	Power Limit (dBm)	PSD Limit (dBm/1MHz)
Low	5260	20.100	-2.39	0.59	24.00	11.00
Mid	5300	19.923	-2.39	0.59	23.99	11.00
High	5320	19.811	-2.39	0.59	23.97	11.00

Duty Cycle CF (dB)	0.00	**Included in Calculations of Corr'd PSD**

Output Power Results

Channel	Frequency (MHz)	Antenna 6 Meas Power (dBm)	Antenna 5 Meas Power (dBm)	Total Corr'd Power (dBm)	Power Limit (dBm)	Power Margin (dB)
Low	5260	8.75	8.74	11.76	24.00	-12.24
Mid	5300	8.73	8.75	11.75	23.99	-12.24
High	5320	8.72	8.70	11.72	23.97	-12.25

PSD Results

Channel	Frequency (MHz)	Antenna 6 Meas PSD (dBm/1MHz)	Antenna 5 Meas PSD (dBm/1MHz)	Total Corr'd PSD (dBm/1MHz)	PSD Limit (dBm/1MHz)	PSD Margin (dB)
Low	5260	6.967	6.675	9.834	11.00	-1.166
Mid	5300	6.278	6.345	9.322	11.00	-1.678
High	5320	6.559	6.617	9.598	11.00	-1.402

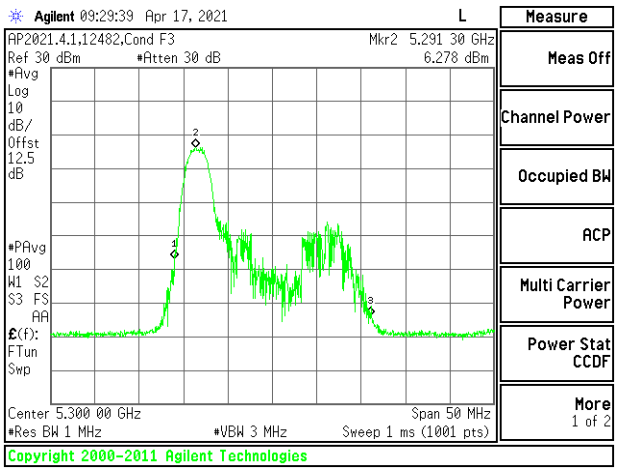

MID CHANNEL [ANT 6]

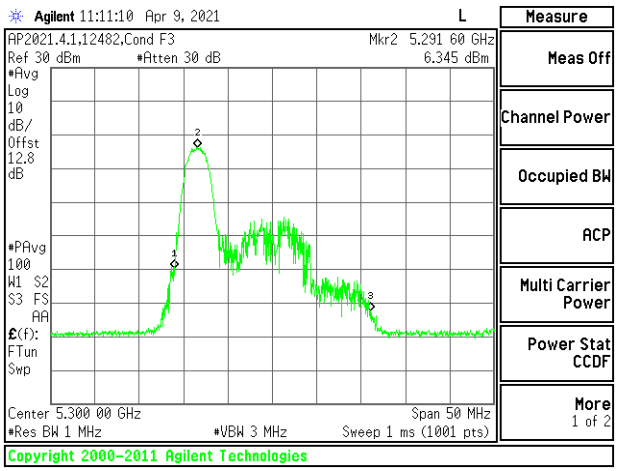

MID CHANNEL [ANT 5]

UL VERIFICATION SERVICES INC.
47173 Benicia Street, Fremont, CA 94538; USA TEL:(510) 319-4000 FAX:(510) 661-0888

This report shall not be reproduced except in full, without the written approval of UL Verification Services Inc.

2TX Antenna 6 + Antenna 5 CDD MODE (FCC): 26 Tones, RU Index 4

Test Engineer:	25262
Test Date:	6/14/21

Bandwidth, Antenna Gain, and Limits

Channel	Frequency (MHz)	Min 26dB BW (MHz)	Directional Gain for Power (dBi)	Directional Gain for PSD (dBi)	Power Limit (dBm)	PSD Limit (dBm/1MHz)
Low	5260	18.344	-2.39	0.59	23.63	11.00
Mid	5300	18.169	-2.39	0.59	23.59	11.00
High	5320	18.322	-2.39	0.59	23.63	11.00

Duty Cycle CF (dB)	0.00	**Included in Calculations of Corr'd PSD**

Output Power Results

Channel	Frequency (MHz)	Antenna 6 Meas Power (dBm)	Antenna 5 Meas Power (dBm)	Total Corr'd Power (dBm)	Power Limit (dBm)	Power Margin (dB)
Low	5260	8.70	8.69	11.71	23.63	-11.93
Mid	5300	8.75	8.71	11.74	23.59	-11.85
High	5320	8.72	8.70	11.72	23.63	-11.91

PSD Results

Channel	Frequency (MHz)	Antenna 6 Meas PSD (dBm/1MHz)	Antenna 5 Meas PSD (dBm/1MHz)	Total Corr'd PSD (dBm/1MHz)	PSD Limit (dBm/1MHz)	PSD Margin (dB)
Low	5260	5.518	5.410	8.475	11.00	-2.525
Mid	5300	5.713	5.532	8.634	11.00	-2.366
High	5320	5.587	5.489	8.549	11.00	-2.451

MID CHANNEL [ANT 6]

MID CHANNEL [ANT 5]

UL VERIFICATION SERVICES INC.
47173 Benicia Street, Fremont, CA 94538; USA TEL:(510) 319-4000 FAX:(510) 661-0888

This report shall not be reproduced except in full, without the written approval of UL Verification Services Inc.

2TX Antenna 6 + Antenna 5 CDD MODE (FCC): 26 Tones, RU Index 8

Test Engineer:	25262
Test Date:	6/14/21

Bandwidth, Antenna Gain, and Limits

Channel	Frequency (MHz)	Min 26dB BW (MHz)	Directional Gain for Power (dBi)	Directional Gain for PSD (dBi)	Power Limit (dBm)	PSD Limit (dBm/1MHz)
Low	5260	20.092	-2.39	0.59	24.00	11.00
Mid	5300	19.974	-2.39	0.59	24.00	11.00
High	5320	19.892	-2.39	0.59	23.99	11.00

Duty Cycle CF (dB)	0.00	**Included in Calculations of Corr'd PSD**

Output Power Results

Channel	Frequency (MHz)	Antenna 6 Meas Power (dBm)	Antenna 5 Meas Power (dBm)	Total Corr'd Power (dBm)	Power Limit (dBm)	Power Margin (dB)
Low	5260	8.73	8.70	11.73	24.00	-12.27
Mid	5300	8.74	8.75	11.76	24.00	-12.24
High	5320	8.73	8.69	11.72	23.99	-12.27

PSD Results

Channel	Frequency (MHz)	Antenna 6 Meas PSD (dBm/1MHz)	Antenna 5 Meas PSD (dBm/1MHz)	Total Corr'd PSD (dBm/1MHz)	PSD Limit (dBm/1MHz)	PSD Margin (dB)
Low	5260	6.926	6.279	9.625	11.00	-1.375
Mid	5300	6.640	6.590	9.625	11.00	-1.375
High	5320	6.777	6.455	9.629	11.00	-1.371

MID CHANNEL [ANT 6]

MID CHANNEL [ANT 5]

UL VERIFICATION SERVICES INC.
47173 Benicia Street, Fremont, CA 94538; USA TEL:(510) 319-4000 FAX:(510) 661-0888

This report shall not be reproduced except in full, without the written approval of UL Verification Services Inc.

2TX Antenna 6 + Antenna 5 CDD MODE (FCC): SU Mode

Test Engineer:	12482
Test Date:	4/17/21

Bandwidth, Antenna Gain, and Limits

Channel	Frequency (MHz)	Min 26dB BW (MHz)	Directional Gain for Power (dBi)	Directional Gain for PSD (dBi)	Power Limit (dBm)	PSD Limit (dBm/1MHz)
Low	5260	21.156	-2.39	0.59	24.00	11.00
Mid	5300	21.107	-2.39	0.59	24.00	11.00
High	5320	21.560	-2.39	0.59	24.00	11.00

Duty Cycle CF (dB)	0.00	**Included in Calculations of Corr'd PSD**

Output Power Results

Channel	Frequency (MHz)	Antenna 6 Meas Power (dBm)	Antenna 5 Meas Power (dBm)	Total Corr'd Power (dBm)	Power Limit (dBm)	Power Margin (dB)
Low	5260	16.70	16.71	19.72	24.00	-4.28
Mid	5300	16.71	16.73	19.73	24.00	-4.27
High	5320	16.73	16.74	19.75	24.00	-4.25

PSD Results

Channel	Frequency (MHz)	Antenna 6 Meas PSD (dBm/1MHz)	Antenna 5 Meas PSD (dBm/1MHz)	Total Corr'd PSD (dBm/1MHz)	PSD Limit (dBm/1MHz)	PSD Margin (dB)
Low	5260	5.716	5.677	8.707	11.00	-2.293
Mid	5300	5.355	5.542	8.460	11.00	-2.540
High	5320	5.822	6.058	8.952	11.00	-2.048

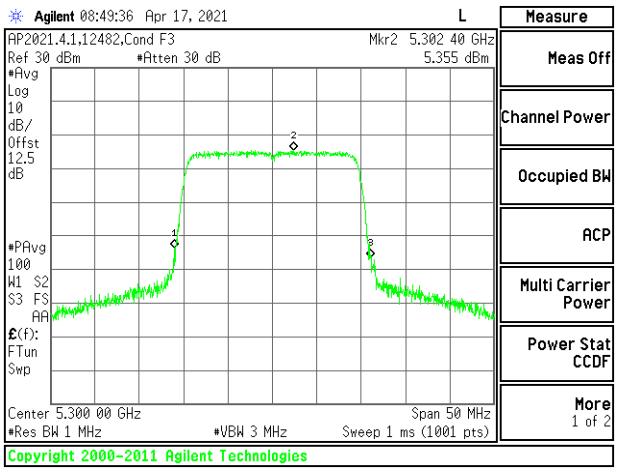

MID CHANNEL [ANT 6]

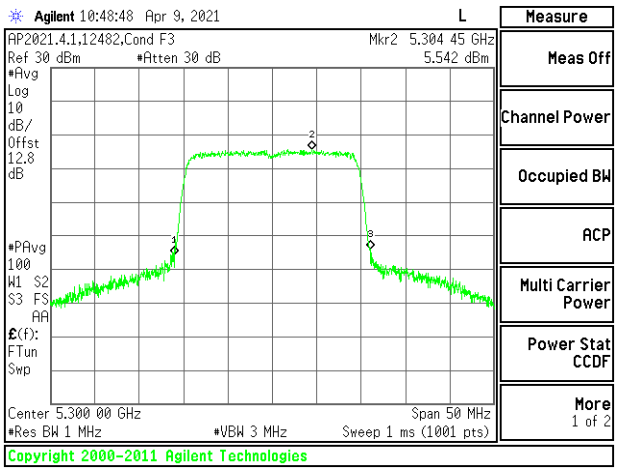

MID CHANNEL [ANT 5]

UL VERIFICATION SERVICES INC.
47173 Benicia Street, Fremont, CA 94538; USA TEL:(510) 319-4000 FAX:(510) 661-0888

This report shall not be reproduced except in full, without the written approval of UL Verification Services Inc.

9.4.11. 802.11ax HE40 MODE IN THE 5.3 GHz BAND

1TX Antenna 6 MODE (FCC): 26 Tones, RU Index 0

Test Engineer:	19232
Test Date:	4/13/21

Bandwidth, Antenna Gain, and Limits

Channel	Frequency (MHz)	Min 26dB BW (MHz)	Directional Gain (dBi)	Power Limit (dBm)	PSD Limit (dBm/1MHz)
Low	5270	20.31	-3.20	24.00	11.00
High	5310	20.64	-3.20	24.00	11.00

Duty Cycle CF (dB)	0.11	**Included in Calculations of Corr'd PSD**

Output Power Results

Channel	Frequency (MHz)	Antenna 6 Meas Power (dBm)	Total Corr'd Power (dBm)	Power Limit (dBm)	Power Margin (dB)
Low	5270	10.75	10.75	24.00	-13.25
High	5310	10.74	10.74	24.00	-13.26

PSD Results

Channel	Frequency (MHz)	Antenna 6 Meas PSD (dBm/1MHz)	Total Corr'd PSD (dBm/1MHz)	PSD Limit (dBm/1MHz)	PSD Margin (dB)
Low	5270	9.945	10.055	11.00	-0.945
High	5310	9.717	9.827	11.00	-1.173

LOW CHANNEL

UL VERIFICATION SERVICES INC.
47173 Benicia Street, Fremont, CA 94538; USA TEL:(510) 319-4000 FAX:(510) 661-0888

This report shall not be reproduced except in full, without the written approval of UL Verification Services Inc.

1TX Antenna 6 MODE (FCC): 26 Tones, RU Index 8

Test Engineer:	19232
Test Date:	4/13/21

Bandwidth, Antenna Gain, and Limits

Channel	Frequency (MHz)	Min 26dB BW (MHz)	Directional Gain (dBi)	Power Limit (dBm)	PSD Limit (dBm/1MHz)
Low	5270	24.08	-3.20	24.00	11.00
High	5310	23.71	-3.20	24.00	11.00

Duty Cycle CF (dB)	0.11	**Included in Calculations of Corr'd PSD**

Output Power Results

Channel	Frequency (MHz)	Antenna 6 Meas Power (dBm)	Total Corr'd Power (dBm)	Power Limit (dBm)	Power Margin (dB)
Low	5270	10.74	10.74	24.00	-13.26
High	5310	10.69	10.69	24.00	-13.31

PSD Results

Channel	Frequency (MHz)	Antenna 6 Meas PSD (dBm/1MHz)	Total Corr'd PSD (dBm/1MHz)	PSD Limit (dBm/1MHz)	PSD Margin (dB)
Low	5270	9.744	9.854	11.00	-1.146
High	5310	9.384	9.494	11.00	-1.506

LOW CHANNEL

UL VERIFICATION SERVICES INC.
47173 Benicia Street, Fremont, CA 94538; USA TEL:(510) 319-4000 FAX:(510) 661-0888

This report shall not be reproduced except in full, without the written approval of UL Verification Services Inc.

1TX Antenna 6 MODE (FCC): 26 Tones, RU Index 17

Test Engineer:	19232
Test Date:	4/13/21

Bandwidth, Antenna Gain, and Limits

Channel	Frequency (MHz)	Min 26dB BW (MHz)	Directional Gain (dBi)	Power Limit (dBm)	PSD Limit (dBm/1MHz)
Low	5270	20.98	-3.20	24.00	11.00
High	5310	20.75	-3.20	24.00	11.00

Duty Cycle CF (dB)	0.11	**Included in Calculations of Corr'd PSD**

Output Power Results

Channel	Frequency (MHz)	Antenna 6 Meas Power (dBm)	Total Corr'd Power (dBm)	Power Limit (dBm)	Power Margin (dB)
Low	5270	10.73	10.73	24.00	-13.27
High	5310	10.74	10.74	24.00	-13.26

PSD Results

Channel	Frequency (MHz)	Antenna 6 Meas PSD (dBm/1MHz)	Total Corr'd PSD (dBm/1MHz)	PSD Limit (dBm/1MHz)	PSD Margin (dB)
Low	5270	9.661	9.771	11.00	-1.229
High	5310	9.707	9.817	11.00	-1.183

LOW CHANNEL

UL VERIFICATION SERVICES INC.
47173 Benicia Street, Fremont, CA 94538; USA TEL:(510) 319-4000 FAX:(510) 661-0888

This report shall not be reproduced except in full, without the written approval of UL Verification Services Inc.

1TX Antenna 6 MODE (FCC): SU Mode

Test Engineer:	19232
Test Date:	7/24/21

Bandwidth, Antenna Gain, and Limits

Channel	Frequency (MHz)	Min 26dB BW (MHz)	Directional Gain (dBi)	Power Limit (dBm)	PSD Limit (dBm/1MHz)
Low	5270	45.51	-3.20	24.00	11.00
High	5310	39.76	-3.20	24.00	11.00

Duty Cycle CF (dB)	0.11	**Included in Calculations of Corr'd PSD**

Output Power Results

Channel	Frequency (MHz)	Antenna 6 Meas Power (dBm)	Total Corr'd Power (dBm)	Power Limit (dBm)	Power Margin (dB)
Low	5270	20.20	20.20	24.00	-3.80
High	5310	15.73	15.73	24.00	-8.27

PSD Results

Channel	Frequency (MHz)	Antenna 6 Meas PSD (dBm/1MHz)	Total Corr'd PSD (dBm/1MHz)	PSD Limit (dBm/1MHz)	PSD Margin (dB)
Low	5270	6.614	6.724	11.00	-4.276
High	5310	1.591	1.701	11.00	-9.299

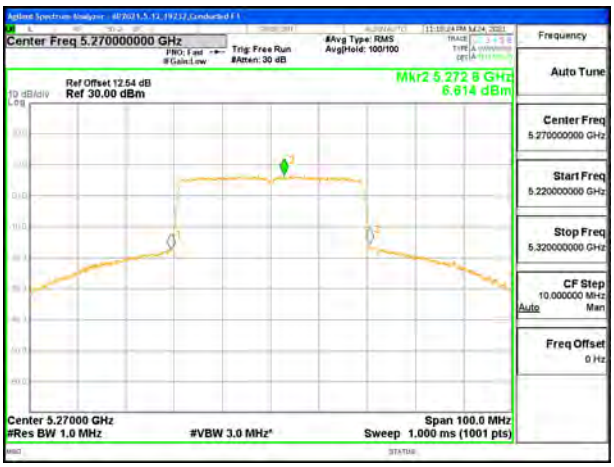

LOW CHANNEL

UL VERIFICATION SERVICES INC.
47173 Benicia Street, Fremont, CA 94538; USA TEL:(510) 319-4000 FAX:(510) 661-0888

This report shall not be reproduced except in full, without the written approval of UL Verification Services Inc.

1TX Antenna 5 MODE (FCC): 26 Tones, RU Index 0

Test Engineer:	12482
Test Date:	4/7/21

Bandwidth, Antenna Gain, and Limits

Channel	Frequency (MHz)	Min 26dB BW (MHz)	Directional Gain (dBi)	Power Limit (dBm)	PSD Limit (dBm/1MHz)
Low	5270	20.570	-1.70	24.00	11.00
High	5310	20.635	-1.70	24.00	11.00

Duty Cycle CF (dB)	0.11	**Included in Calculations of Corr'd PSD**

Output Power Results

Channel	Frequency (MHz)	Antenna 5 Meas Power (dBm)	Total Corr'd Power (dBm)	Power Limit (dBm)	Power Margin (dB)
Low	5270	10.73	10.73	24.00	-13.27
High	5310	10.69	10.69	24.00	-13.31

PSD Results

Channel	Frequency (MHz)	Antenna 5 Meas PSD (dBm/1MHz)	Total Corr'd PSD (dBm/1MHz)	PSD Limit (dBm/1MHz)	PSD Margin (dB)
Low	5270	9.812	9.922	11.00	-1.078
High	5310	9.435	9.545	11.00	-1.455

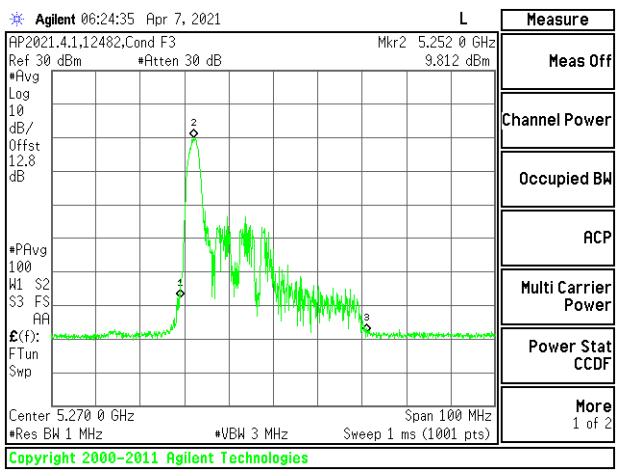

LOW CHANNEL

UL VERIFICATION SERVICES INC.
47173 Benicia Street, Fremont, CA 94538; USA TEL:(510) 319-4000 FAX:(510) 661-0888

This report shall not be reproduced except in full, without the written approval of UL Verification Services Inc.

1TX Antenna 5 MODE (FCC): 26 Tones, RU Index 8

Test Engineer:	12482
Test Date:	4/7/21

Bandwidth, Antenna Gain, and Limits

Channel	Frequency (MHz)	Min 26dB BW (MHz)	Directional Gain (dBi)	Power Limit (dBm)	PSD Limit (dBm/1MHz)
Low	5270	24.900	-1.70	24.00	11.00
High	5310	25.471	-1.70	24.00	11.00

Duty Cycle CF (dB)	0.11	**Included in Calculations of Corr'd PSD**

Output Power Results

Channel	Frequency (MHz)	Antenna 5 Meas Power (dBm)	Total Corr'd Power (dBm)	Power Limit (dBm)	Power Margin (dB)
Low	5270	10.72	10.72	24.00	-13.28
High	5310	10.70	10.70	24.00	-13.30

PSD Results

Channel	Frequency (MHz)	Antenna 5 Meas PSD (dBm/1MHz)	Total Corr'd PSD (dBm/1MHz)	PSD Limit (dBm/1MHz)	PSD Margin (dB)
Low	5270	9.793	9.903	11.00	-1.097
High	5310	9.401	9.511	11.00	-1.489

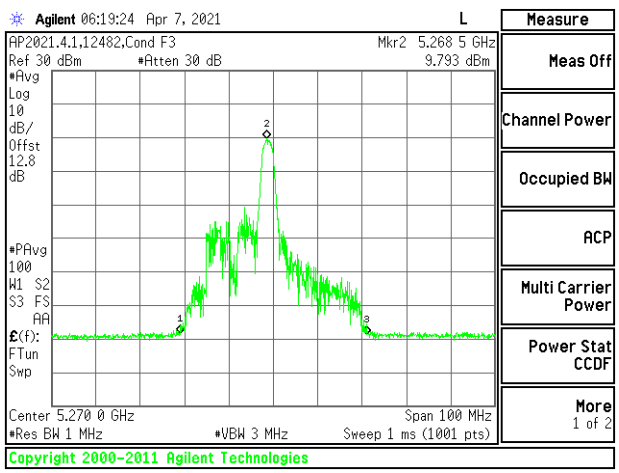

LOW CHANNEL

UL VERIFICATION SERVICES INC.
47173 Benicia Street, Fremont, CA 94538; USA TEL:(510) 319-4000 FAX:(510) 661-0888

This report shall not be reproduced except in full, without the written approval of UL Verification Services Inc.

1TX Antenna 5 MODE (FCC): 26 Tones, RU Index 17

Test Engineer:	12482
Test Date:	4/7/21

Bandwidth, Antenna Gain, and Limits

Channel	Frequency (MHz)	Min 26dB BW (MHz)	Directional Gain (dBi)	Power Limit (dBm)	PSD Limit (dBm/1MHz)
Low	5270	20.301	-1.70	24.00	11.00
High	5310	20.730	-1.70	24.00	11.00

Duty Cycle CF (dB)	0.11	**Included in Calculations of Corr'd PSD**

Output Power Results

Channel	Frequency (MHz)	Antenna 5 Meas Power (dBm)	Total Corr'd Power (dBm)	Power Limit (dBm)	Power Margin (dB)
Low	5270	10.69	10.69	24.00	-13.31
High	5310	10.72	10.72	24.00	-13.28

PSD Results

Channel	Frequency (MHz)	Antenna 5 Meas PSD (dBm/1MHz)	Total Corr'd PSD (dBm/1MHz)	PSD Limit (dBm/1MHz)	PSD Margin (dB)
Low	5270	9.521	9.631	11.00	-1.369
High	5310	9.778	9.888	11.00	-1.112

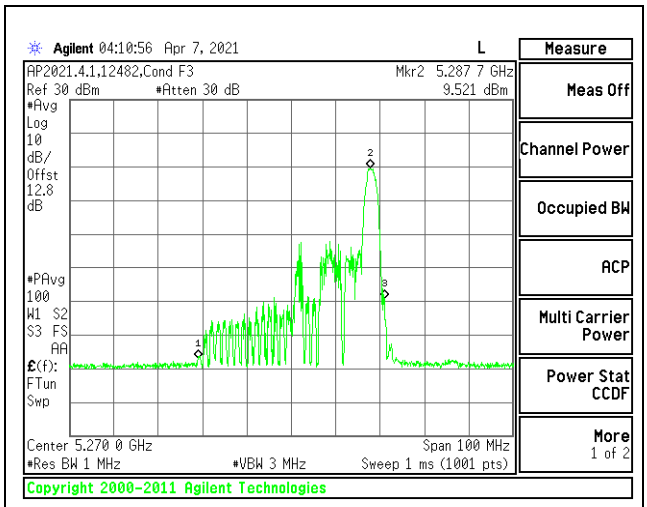

LOW CHANNEL

UL VERIFICATION SERVICES INC.
47173 Benicia Street, Fremont, CA 94538; USA TEL:(510) 319-4000 FAX:(510) 661-0888

This report shall not be reproduced except in full, without the written approval of UL Verification Services Inc.

1TX Antenna 5 MODE (FCC): SU Mode

Test Engineer:	19232
Test Date:	7/24/21

Bandwidth, Antenna Gain, and Limits

Channel	Frequency (MHz)	Min 26dB BW (MHz)	Directional Gain (dBi)	Power Limit (dBm)	PSD Limit (dBm/1MHz)
Low	5270	39.933	-1.70	24.00	11.00
High	5310	39.771	-1.70	24.00	11.00

Duty Cycle CF (dB)	0.11	**Included in Calculations of Corr'd PSD**

Output Power Results

Channel	Frequency (MHz)	Antenna 5 Meas Power (dBm)	Total Corr'd Power (dBm)	Power Limit (dBm)	Power Margin (dB)
Low	5270	20.21	20.21	24.00	-3.79
High	5310	15.74	15.74	24.00	-8.26

PSD Results

Channel	Frequency (MHz)	Antenna 5 Meas PSD (dBm/1MHz)	Total Corr'd PSD (dBm/1MHz)	PSD Limit (dBm/1MHz)	PSD Margin (dB)
Low	5270	6.781	6.891	11.00	-4.109
High	5310	1.920	2.030	11.00	-8.970

LOW CHANNEL

UL VERIFICATION SERVICES INC.
47173 Benicia Street, Fremont, CA 94538; USA TEL:(510) 319-4000 FAX:(510) 661-0888

This report shall not be reproduced except in full, without the written approval of UL Verification Services Inc.

2TX Antenna 6 + Antenna 5 CDD MODE (FCC): 26 Tones, RU Index 0

Test Engineer:	12482
Test Date:	4/20/21

Bandwidth, Antenna Gain, and Limits

Channel	Frequency (MHz)	Min 26dB BW (MHz)	Directional Gain for Power (dBi)	Directional Gain for PSD (dBi)	Power Limit (dBm)	PSD Limit (dBm/1MHz)
Low	5270	19.668	-2.39	0.59	23.94	11.00
High	5310	19.416	-2.39	0.59	23.88	11.00

Duty Cycle CF (dB)	0.09	**Included in Calculations of Corr'd PSD**

Output Power Results

Channel	Frequency (MHz)	Antenna 6 Meas Power (dBm)	Antenna 5 Meas Power (dBm)	Total Corr'd Power (dBm)	Power Limit (dBm)	Power Margin (dB)
Low	5270	8.74	8.73	11.75	23.94	-12.19
High	5310	8.72	8.73	11.74	23.88	-12.15

PSD Results

Channel	Frequency (MHz)	Antenna 6 Meas PSD (dBm/1MHz)	Antenna 5 Meas PSD (dBm/1MHz)	Total Corr'd PSD (dBm/1MHz)	PSD Limit (dBm/1MHz)	PSD Margin (dB)
Low	5270	6.843	6.679	9.862	11.00	-1.138
High	5310	6.729	6.398	9.667	11.00	-1.333

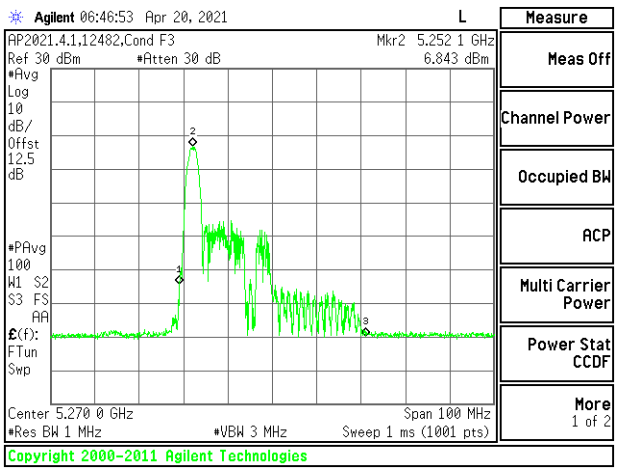

LOW CHANNEL [ANT 6]

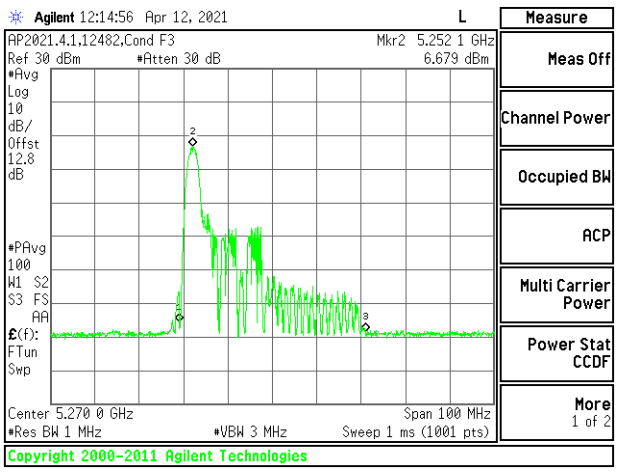

LOW CHANNEL [ANT 5]

UL VERIFICATION SERVICES INC.
47173 Benicia Street, Fremont, CA 94538; USA TEL:(510) 319-4000 FAX:(510) 661-0888

This report shall not be reproduced except in full, without the written approval of UL Verification Services Inc.

2TX Antenna 6 + Antenna 5 CDD MODE (FCC): 26 Tones, RU Index 8

Test Engineer:	12482
Test Date:	4/20/21

Bandwidth, Antenna Gain, and Limits

Channel	Frequency (MHz)	Min 26dB BW (MHz)	Directional Gain for Power (dBi)	Directional Gain for PSD (dBi)	Power Limit (dBm)	PSD Limit (dBm/1MHz)
Low	5270	23.480	-2.39	0.59	24.00	11.00
High	5310	23.212	-2.39	0.59	24.00	11.00

Duty Cycle CF (dB)	0.09	**Included in Calculations of Corr'd PSD**

Output Power Results

Channel	Frequency (MHz)	Antenna 6 Meas Power (dBm)	Antenna 5 Meas Power (dBm)	Total Corr'd Power (dBm)	Power Limit (dBm)	Power Margin (dB)
Low	5270	8.72	8.75	11.75	24.00	-12.25
High	5310	8.68	8.70	11.70	24.00	-12.30

PSD Results

Channel	Frequency (MHz)	Antenna 6 Meas PSD (dBm/1MHz)	Antenna 5 Meas PSD (dBm/1MHz)	Total Corr'd PSD (dBm/1MHz)	PSD Limit (dBm/1MHz)	PSD Margin (dB)
Low	5270	6.560	6.963	9.866	11.00	-1.134
High	5310	6.481	6.649	9.666	11.00	-1.334

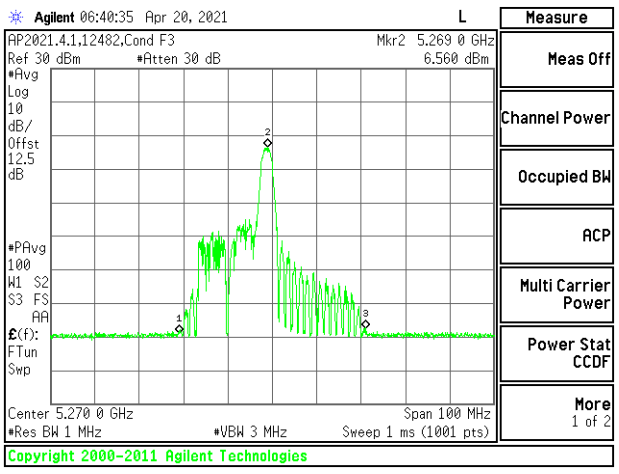

LOW CHANNEL [ANT 6]

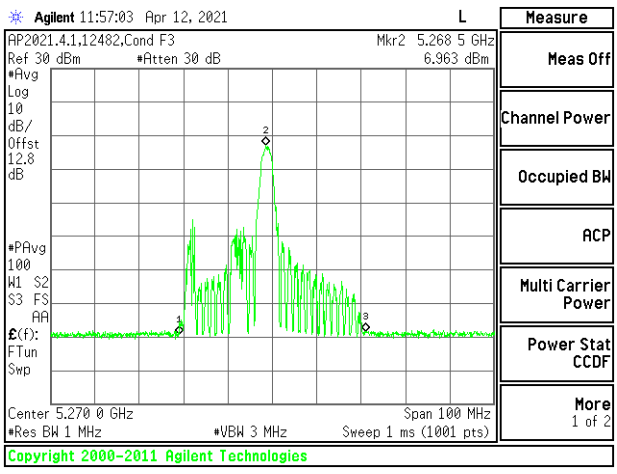

LOW CHANNEL [ANT 5]

UL VERIFICATION SERVICES INC.
47173 Benicia Street, Fremont, CA 94538; USA TEL:(510) 319-4000 FAX:(510) 661-0888

This report shall not be reproduced except in full, without the written approval of UL Verification Services Inc.

2TX Antenna 6 + Antenna 5 CDD MODE (FCC): 26 Tones, RU Index 17

Test Engineer:	12482
Test Date:	4/20/21

Bandwidth, Antenna Gain, and Limits

Channel	Frequency (MHz)	Min 26dB BW (MHz)	Directional Gain for Power (dBi)	Directional Gain for PSD (dBi)	Power Limit (dBm)	PSD Limit (dBm/1MHz)
Low	5270	19.415	-2.39	0.59	23.88	11.00
High	5310	19.336	-2.39	0.59	23.86	11.00

Duty Cycle CF (dB)	0.09	**Included in Calculations of Corr'd PSD**

Output Power Results

Channel	Frequency (MHz)	Antenna 6 Meas Power (dBm)	Antenna 5 Meas Power (dBm)	Total Corr'd Power (dBm)	Power Limit (dBm)	Power Margin (dB)
Low	5270	8.70	8.69	11.71	23.88	-12.18
High	5310	8.67	8.67	11.68	23.86	-12.18

PSD Results

Channel	Frequency (MHz)	Antenna 6 Meas PSD (dBm/1MHz)	Antenna 5 Meas PSD (dBm/1MHz)	Total Corr'd PSD (dBm/1MHz)	PSD Limit (dBm/1MHz)	PSD Margin (dB)
Low	5270	6.813	6.591	9.804	11.00	-1.196
High	5310	6.772	6.613	9.794	11.00	-1.206

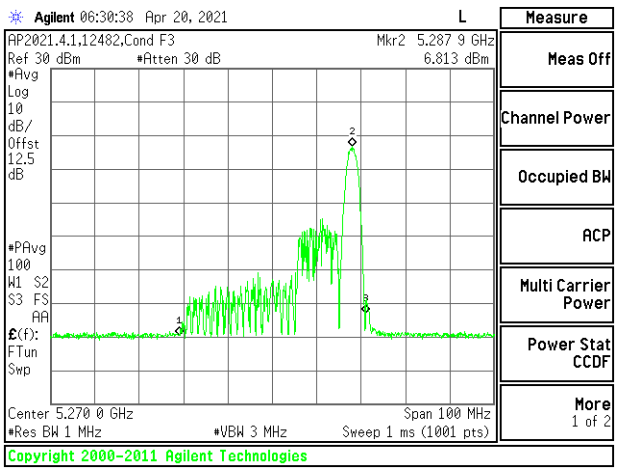

LOW CHANNEL [ANT 6]

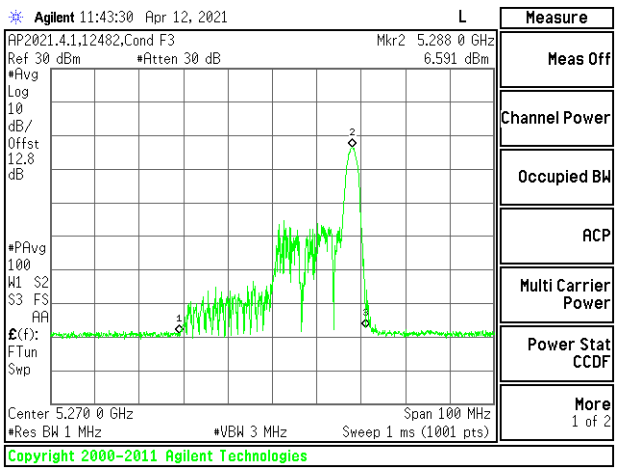

LOW CHANNEL [ANT 5]

UL VERIFICATION SERVICES INC.
47173 Benicia Street, Fremont, CA 94538; USA TEL:(510) 319-4000 FAX:(510) 661-0888

This report shall not be reproduced except in full, without the written approval of UL Verification Services Inc.

2TX Antenna 6 + Antenna 5 CDD MODE (FCC): SU Mode

Test Engineer:	12482
Test Date:	4/20/21

Bandwidth, Antenna Gain, and Limits

Channel	Frequency (MHz)	Min 26dB BW (MHz)	Directional Gain for Power (dBi)	Directional Gain for PSD (dBi)	Power Limit (dBm)	PSD Limit (dBm/1MHz)
Low	5270	39.838	-2.39	0.59	24.00	11.00
High	5310	39.765	-2.39	0.59	24.00	11.00

Duty Cycle CF (dB)	0.09	**Included in Calculations of Corr'd PSD**

Output Power Results

Channel	Frequency (MHz)	Antenna 6 Meas Power (dBm)	Antenna 5 Meas Power (dBm)	Total Corr'd Power (dBm)	Power Limit (dBm)	Power Margin (dB)
Low	5270	19.20	19.21	22.22	24.00	-1.78
High	5310	15.21	15.18	18.21	24.00	-5.79

PSD Results

Channel	Frequency (MHz)	Antenna 6 Meas PSD (dBm/1MHz)	Antenna 5 Meas PSD (dBm/1MHz)	Total Corr'd PSD (dBm/1MHz)	PSD Limit (dBm/1MHz)	PSD Margin (dB)
Low	5270	5.232	5.234	8.333	11.00	-2.667
High	5310	1.527	1.382	4.555	11.00	-6.445

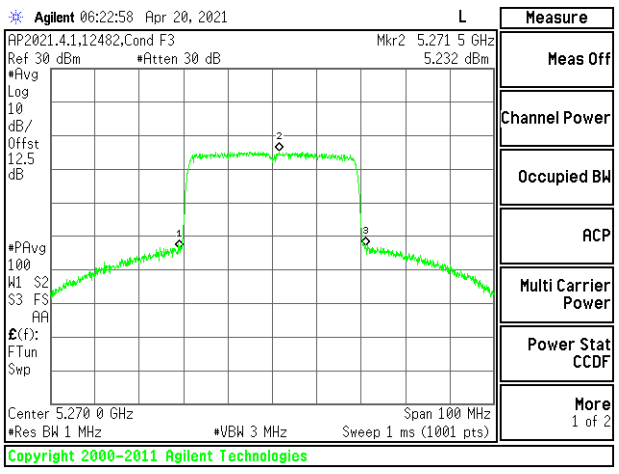

LOW CHANNEL [ANT 6]

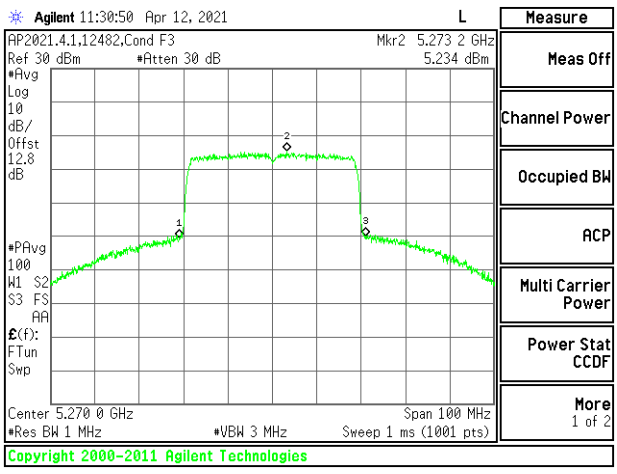

LOW CHANNEL [ANT 5]

UL VERIFICATION SERVICES INC.
47173 Benicia Street, Fremont, CA 94538; USA TEL:(510) 319-4000 FAX:(510) 661-0888

This report shall not be reproduced except in full, without the written approval of UL Verification Services Inc.

9.4.12. 802.11ax HE80 MODE IN THE 5.3 GHz BAND

1TX Antenna 6 MODE (FCC): 26 Tones, RU Index 0

Test Engineer:	25262
Test Date:	6/14/21

Bandwidth, Antenna Gain, and Limits

Channel	Frequency (MHz)	Min 26dB BW (MHz)	Directional Gain (dBi)	Power Limit (dBm)	PSD Limit (dBm/1MHz)
Mid	5290	19.54	-3.20	23.91	11.00

Duty Cycle CF (dB)	0.11	**Included in Calculations of Corr'd PSD**

Output Power Results

Channel	Frequency (MHz)	Antenna 6 Meas Power (dBm)	Total Corr'd Power (dBm)	Power Limit (dBm)	Power Margin (dB)
Mid	5290	10.70	10.70	23.91	-13.21

PSD Results

Channel	Frequency (MHz)	Antenna 6 Meas PSD (dBm/1MHz)	Total Corr'd PSD (dBm/1MHz)	PSD Limit (dBm/1MHz)	PSD Margin (dB)
Mid	5290	9.664	9.77	11.00	-1.23

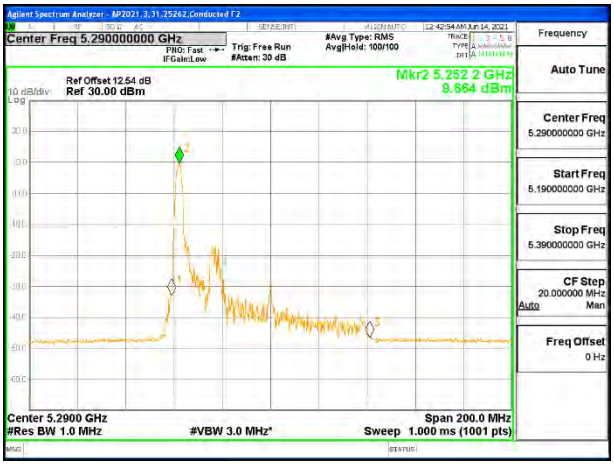

MID CHANNEL

UL VERIFICATION SERVICES INC.
47173 Benicia Street, Fremont, CA 94538; USA TEL:(510) 319-4000 FAX:(510) 661-0888

This report shall not be reproduced except in full, without the written approval of UL Verification Services Inc.

1TX Antenna 6 MODE (FCC): 26 Tones, RU Index 18

Test Engineer:	19232
Test Date:	4/13/21

Bandwidth, Antenna Gain, and Limits

Channel	Frequency (MHz)	Min 26dB BW (MHz)	Directional Gain (dBi)	Power Limit (dBm)	PSD Limit (dBm/1MHz)
Mid	5290	37.87	-3.20	24.00	11.00

Duty Cycle CF (dB)	0.11	**Included in Calculations of Corr'd PSD**

Output Power Results

Channel	Frequency (MHz)	Antenna 6 Meas Power (dBm)	Total Corr'd Power (dBm)	Power Limit (dBm)	Power Margin (dB)
Mid	5290	10.71	10.71	24.00	-13.29

PSD Results

Channel	Frequency (MHz)	Antenna 6 Meas PSD (dBm/1MHz)	Total Corr'd PSD (dBm/1MHz)	PSD Limit (dBm/1MHz)	PSD Margin (dB)
Mid	5290	8.404	8.51	11.00	-2.49

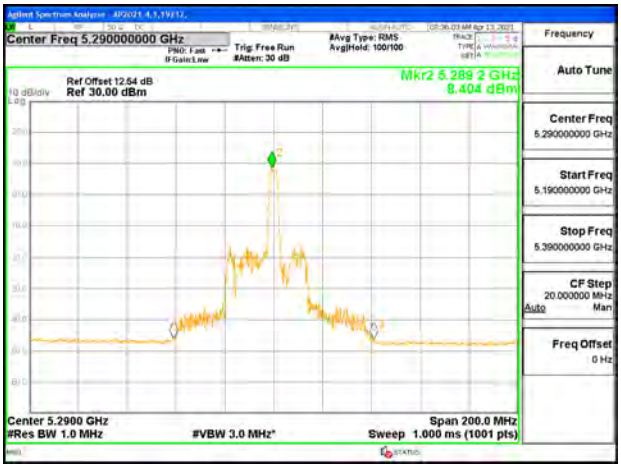

MID CHANNEL

UL VERIFICATION SERVICES INC.
47173 Benicia Street, Fremont, CA 94538; USA TEL:(510) 319-4000 FAX:(510) 661-0888

This report shall not be reproduced except in full, without the written approval of UL Verification Services Inc.

1TX Antenna 6 MODE (FCC): 26 Tones, RU Index 36

Test Engineer:	19232
Test Date:	4/13/21

Bandwidth, Antenna Gain, and Limits

Channel	Frequency (MHz)	Min 26dB BW (MHz)	Directional Gain (dBi)	Power Limit (dBm)	PSD Limit (dBm/1MHz)
Mid	5290	20.36	-3.20	24.00	11.00

Duty Cycle CF (dB)	0.11	**Included in Calculations of Corr'd PSD**

Output Power Results

Channel	Frequency (MHz)	Antenna 6 Meas Power (dBm)	Total Corr'd Power (dBm)	Power Limit (dBm)	Power Margin (dB)
Mid	5290	10.72	10.72	24.00	-13.28

PSD Results

Channel	Frequency (MHz)	Antenna 6 Meas PSD (dBm/1MHz)	Total Corr'd PSD (dBm/1MHz)	PSD Limit (dBm/1MHz)	PSD Margin (dB)
Mid	5290	9.551	9.66	11.00	-1.34

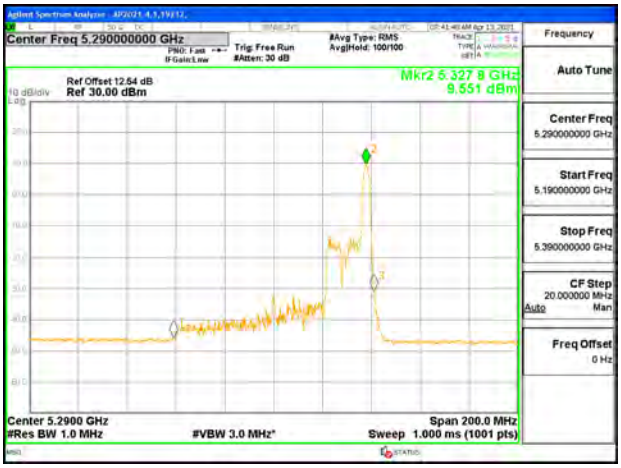

MID CHANNEL

UL VERIFICATION SERVICES INC.
47173 Benicia Street, Fremont, CA 94538; USA TEL:(510) 319-4000 FAX:(510) 661-0888

This report shall not be reproduced except in full, without the written approval of UL Verification Services Inc.

1TX Antenna 6 MODE (FCC): SU Mode

Test Engineer:	19232
Test Date:	7/2/21

Bandwidth, Antenna Gain, and Limits

Channel	Frequency (MHz)	Min 26dB BW (MHz)	Directional Gain (dBi)	Power Limit (dBm)	PSD Limit (dBm/1MHz)
Mid	5290	81.04	-3.20	24.00	11.00

Duty Cycle CF (dB)	0.11	**Included in Calculations of Corr'd PSD**

Output Power Results

Channel	Frequency (MHz)	Antenna 6 Meas Power (dBm)	Total Corr'd Power (dBm)	Power Limit (dBm)	Power Margin (dB)
Mid	5290	14.70	14.70	24.00	-9.30

PSD Results

Channel	Frequency (MHz)	Antenna 6 Meas PSD (dBm/1MHz)	Total Corr'd PSD (dBm/1MHz)	PSD Limit (dBm/1MHz)	PSD Margin (dB)
Mid	5290	-2.295	-2.19	11.00	-13.19

MID CHANNEL

UL VERIFICATION SERVICES INC.
47173 Benicia Street, Fremont, CA 94538; USA TEL:(510) 319-4000 FAX:(510) 661-0888

This report shall not be reproduced except in full, without the written approval of UL Verification Services Inc.

1TX Antenna 5 MODE (FCC): 26 Tones, RU Index 0

Test Engineer:	25005
Test Date:	6/13/21

Bandwidth, Antenna Gain, and Limits

Channel	Frequency (MHz)	Min 26dB BW (MHz)	Directional Gain (dBi)	Power Limit (dBm)	PSD Limit (dBm/1MHz)
Mid	5290	20.42	-1.70	24.00	11.00

Duty Cycle CF (dB)	0.11	**Included in Calculations of Corr'd PSD**

Output Power Results

Channel	Frequency (MHz)	Antenna 5 Meas Power (dBm)	Total Corr'd Power (dBm)	Power Limit (dBm)	Power Margin (dB)
Mid	5290	10.69	10.69	24.00	-13.31

PSD Results

Channel	Frequency (MHz)	Antenna 5 Meas PSD (dBm/1MHz)	Total Corr'd PSD (dBm/1MHz)	PSD Limit (dBm/1MHz)	PSD Margin (dB)
Mid	5290	9.559	9.67	11.00	-1.33

MID CHANNEL

UL VERIFICATION SERVICES INC.
47173 Benicia Street, Fremont, CA 94538; USA TEL:(510) 319-4000 FAX:(510) 661-0888

This report shall not be reproduced except in full, without the written approval of UL Verification Services Inc.

1TX Antenna 5 MODE (FCC): 26 Tones, RU Index 18

Test Engineer:	12482
Test Date:	4/8/21

Bandwidth, Antenna Gain, and Limits

Channel	Frequency (MHz)	Min 26dB BW (MHz)	Directional Gain (dBi)	Power Limit (dBm)	PSD Limit (dBm/1MHz)
Mid	5290	38.44	-1.70	24.00	11.00

Duty Cycle CF (dB)	0.11	**Included in Calculations of Corr'd PSD**

Output Power Results

Channel	Frequency (MHz)	Antenna 5 Meas Power (dBm)	Total Corr'd Power (dBm)	Power Limit (dBm)	Power Margin (dB)
Mid	5290	10.68	10.68	24.00	-13.32

PSD Results

Channel	Frequency (MHz)	Antenna 5 Meas PSD (dBm/1MHz)	Total Corr'd PSD (dBm/1MHz)	PSD Limit (dBm/1MHz)	PSD Margin (dB)
Mid	5290	8.216	8.33	11.00	-2.67

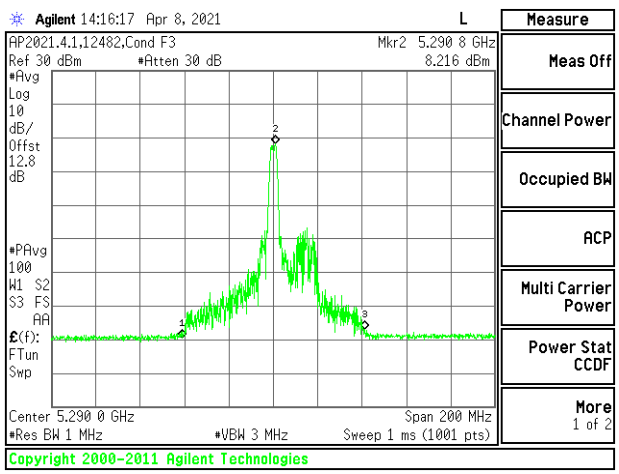

MID CHANNEL

UL VERIFICATION SERVICES INC.
47173 Benicia Street, Fremont, CA 94538; USA TEL:(510) 319-4000 FAX:(510) 661-0888

This report shall not be reproduced except in full, without the written approval of UL Verification Services Inc.

1TX Antenna 5 MODE (FCC): 26 Tones, RU Index 36

Test Engineer:	12482
Test Date:	4/8/21

Bandwidth, Antenna Gain, and Limits

Channel	Frequency (MHz)	Min 26dB BW (MHz)	Directional Gain (dBi)	Power Limit (dBm)	PSD Limit (dBm/1MHz)
Mid	5290	21.91	-1.70	24.00	11.00

Duty Cycle CF (dB)	0.11	**Included in Calculations of Corr'd PSD**

Output Power Results

Channel	Frequency (MHz)	Antenna 5 Meas Power (dBm)	Total Corr'd Power (dBm)	Power Limit (dBm)	Power Margin (dB)
Mid	5290	10.75	10.75	24.00	-13.25

PSD Results

Channel	Frequency (MHz)	Antenna 5 Meas PSD (dBm/1MHz)	Total Corr'd PSD (dBm/1MHz)	PSD Limit (dBm/1MHz)	PSD Margin (dB)
Mid	5290	9.036	9.15	11.00	-1.85

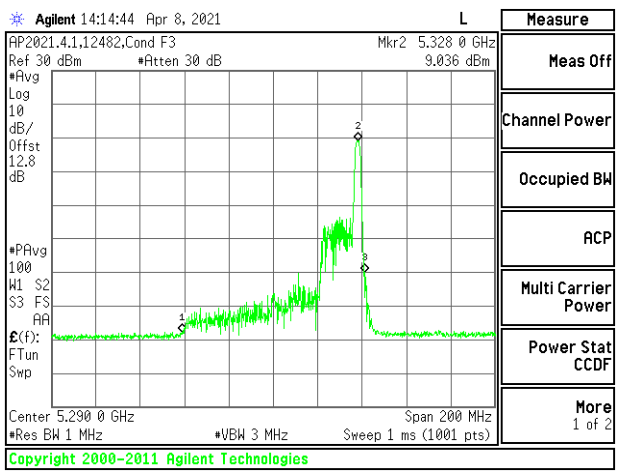

MID CHANNEL

UL VERIFICATION SERVICES INC.
47173 Benicia Street, Fremont, CA 94538; USA TEL:(510) 319-4000 FAX:(510) 661-0888

This report shall not be reproduced except in full, without the written approval of UL Verification Services Inc.

1TX Antenna 5 MODE (FCC): SU Mode

Test Engineer:	19232
Test Date:	7/2/21

Bandwidth, Antenna Gain, and Limits

Channel	Frequency (MHz)	Min 26dB BW (MHz)	Directional Gain (dBi)	Power Limit (dBm)	PSD Limit (dBm/1MHz)
Mid	5290	80.494	-1.70	24.00	11.00

Duty Cycle CF (dB)	0.11	**Included in Calculations of Corr'd PSD**

Output Power Results

Channel	Frequency (MHz)	Antenna 5 Meas Power (dBm)	Total Corr'd Power (dBm)	Power Limit (dBm)	Power Margin (dB)
Mid	5290	14.72	14.72	24.00	-9.28

PSD Results

Channel	Frequency (MHz)	Antenna 5 Meas PSD (dBm/1MHz)	Total Corr'd PSD (dBm/1MHz)	PSD Limit (dBm/1MHz)	PSD Margin (dB)
Mid	5290	-2.049	-1.94	11.00	-12.94

MID CHANNEL

UL VERIFICATION SERVICES INC.
47173 Benicia Street, Fremont, CA 94538; USA TEL:(510) 319-4000 FAX:(510) 661-0888

This report shall not be reproduced except in full, without the written approval of UL Verification Services Inc.

2TX Antenna 6 + Antenna 5 CDD MODE (FCC): 26 Tones, RU Index 0

Test Engineer:	12482
Test Date:	4/16/21, 4/14/21

Bandwidth, Antenna Gain, and Limits

Channel	Frequency (MHz)	Min 26dB BW (MHz)	Directional Gain for Power (dBi)	Directional Gain for PSD (dBi)	Power Limit (dBm)	PSD Limit (dBm/1MHz)
Mid	5290	19.696	-2.39	0.59	23.94	11.00

Duty Cycle CF (dB)	0.13	**Included in Calculations of Corr'd PSD**

Output Power Results

Channel	Frequency (MHz)	Antenna 6 Meas Power (dBm)	Antenna 5 Meas Power (dBm)	Total Corr'd Power (dBm)	Power Limit (dBm)	Power Margin (dB)
Mid	5290	8.71	8.73	11.73	23.94	-12.21

PSD Results

Channel	Frequency (MHz)	Antenna 6 Meas PSD (dBm/1MHz)	Antenna 5 Meas PSD (dBm/1MHz)	Total Corr'd PSD (dBm/1MHz)	PSD Limit (dBm/1MHz)	PSD Margin (dB)
Mid	5290	6.597	6.532	9.70	11.00	-1.30

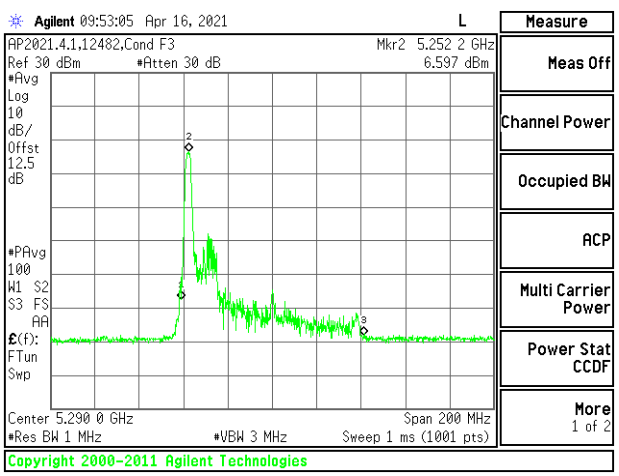

MID CHANNEL [ANT 6]

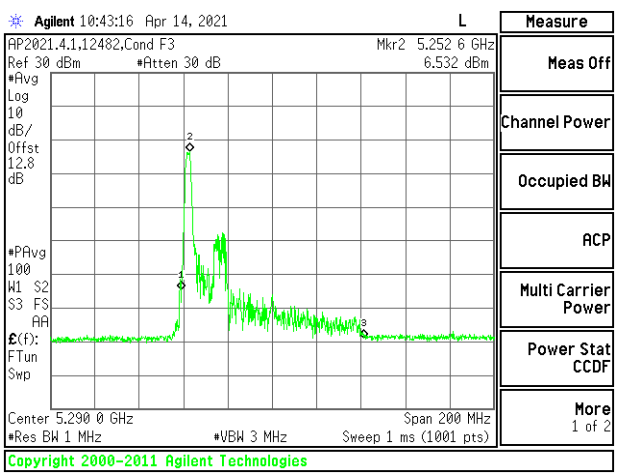

MID CHANNEL [ANT 5]

UL VERIFICATION SERVICES INC.
47173 Benicia Street, Fremont, CA 94538; USA TEL:(510) 319-4000 FAX:(510) 661-0888

This report shall not be reproduced except in full, without the written approval of UL Verification Services Inc.

2TX Antenna 6 + Antenna 5 CDD MODE (FCC): 26 Tones, RU Index 18

Test Engineer:	12482
Test Date:	4/16/21

Bandwidth, Antenna Gain, and Limits

Channel	Frequency (MHz)	Min 26dB BW (MHz)	Directional Gain for Power (dBi)	Directional Gain for PSD (dBi)	Power Limit (dBm)	PSD Limit (dBm/1MHz)
Mid	5290	38.260	-2.39	0.59	24.00	11.00

Duty Cycle CF (dB)	0.13	**Included in Calculations of Corr'd PSD**

Output Power Results

Channel	Frequency (MHz)	Antenna 6 Meas Power (dBm)	Antenna 5 Meas Power (dBm)	Total Corr'd Power (dBm)	Power Limit (dBm)	Power Margin (dB)
Mid	5290	8.75	8.71	11.74	24.00	-12.26

PSD Results

Channel	Frequency (MHz)	Antenna 6 Meas PSD (dBm/1MHz)	Antenna 5 Meas PSD (dBm/1MHz)	Total Corr'd PSD (dBm/1MHz)	PSD Limit (dBm/1MHz)	PSD Margin (dB)
Mid	5290	4.996	4.965	8.12	11.00	-2.88

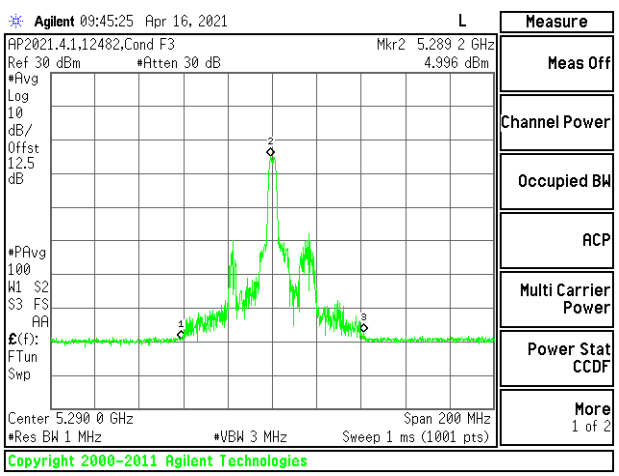

MID CHANNEL [ANT 6]

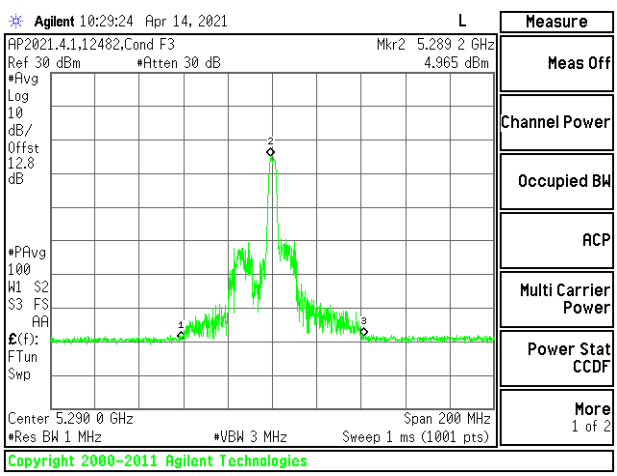

MID CHANNEL [ANT 5]

UL VERIFICATION SERVICES INC.
47173 Benicia Street, Fremont, CA 94538; USA TEL:(510) 319-4000 FAX:(510) 661-0888

This report shall not be reproduced except in full, without the written approval of UL Verification Services Inc.

2TX Antenna 6 + Antenna 5 CDD MODE (FCC): 26 Tones, RU Index 36

Test Engineer:	19232
Test Date:	6/25/21

Bandwidth, Antenna Gain, and Limits

Channel	Frequency (MHz)	Min 26dB BW (MHz)	Directional Gain for Power (dBi)	Directional Gain for PSD (dBi)	Power Limit (dBm)	PSD Limit (dBm/1MHz)
Mid	5290	19.784	-2.39	0.59	23.96	11.00

Duty Cycle CF (dB)	0.13	**Included in Calculations of Corr'd PSD**

Output Power Results

Channel	Frequency (MHz)	Antenna 6 Meas Power (dBm)	Antenna 5 Meas Power (dBm)	Total Corr'd Power (dBm)	Power Limit (dBm)	Power Margin (dB)
Mid	5290	8.70	8.73	11.73	23.96	-12.24

PSD Results

Channel	Frequency (MHz)	Antenna 6 Meas PSD (dBm/1MHz)	Antenna 5 Meas PSD (dBm/1MHz)	Total Corr'd PSD (dBm/1MHz)	PSD Limit (dBm/1MHz)	PSD Margin (dB)
Mid	5290	6.316	6.401	9.50	11.00	-1.50

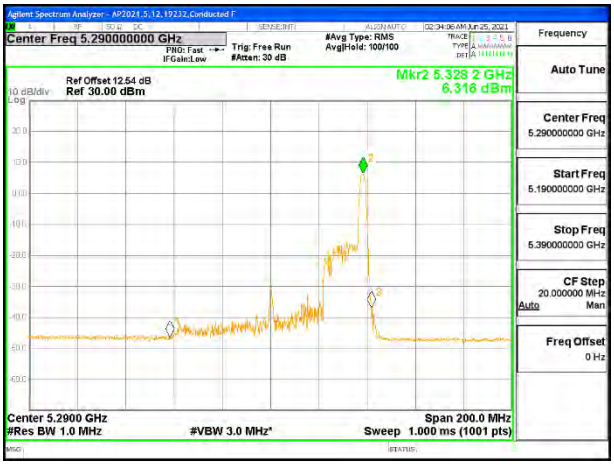

MID CHANNEL [ANT 6]

MID CHANNEL [ANT 5]

UL VERIFICATION SERVICES INC.
47173 Benicia Street, Fremont, CA 94538; USA TEL:(510) 319-4000 FAX:(510) 661-0888

This report shall not be reproduced except in full, without the written approval of UL Verification Services Inc.

2TX Antenna 6 + Antenna 5 CDD MODE (FCC): SU Mode

Test Engineer:	19232
Test Date:	7/2/21

Bandwidth, Antenna Gain, and Limits

Channel	Frequency (MHz)	Min 26dB BW (MHz)	Directional Gain for Power (dBi)	Directional Gain for PSD (dBi)	Power Limit (dBm)	PSD Limit (dBm/1MHz)
Mid	5290	80.750	-2.39	0.59	24.00	11.00

Duty Cycle CF (dB)	0.13	**Included in Calculations of Corr'd PSD**

Output Power Results

Channel	Frequency (MHz)	Antenna 6 Meas Power (dBm)	Antenna 5 Meas Power (dBm)	Total Corr'd Power (dBm)	Power Limit (dBm)	Power Margin (dB)
Mid	5290	14.69	14.70	17.71	24.00	-6.29

PSD Results

Channel	Frequency (MHz)	Antenna 6 Meas PSD (dBm/1MHz)	Antenna 5 Meas PSD (dBm/1MHz)	Total Corr'd PSD (dBm/1MHz)	PSD Limit (dBm/1MHz)	PSD Margin (dB)
Mid	5290	-3.069	-3.079	0.066	11.00	-10.93

MID CHANNEL [ANT 6]

MID CHANNEL [ANT 5]

UL VERIFICATION SERVICES INC.
47173 Benicia Street, Fremont, CA 94538; USA TEL:(510) 319-4000 FAX:(510) 661-0888

This report shall not be reproduced except in full, without the written approval of UL Verification Services Inc.

9.4.13. 802.11n HT20 MODE IN THE 5.6 GHz BAND

1TX Antenna 6 MODE (FCC)

Test Engineer:	25005
Test Date:	7/24/21

Bandwidth, Antenna Gain, and Limits

Channel	Frequency (MHz)	Min 26dB BW (MHz)	Directional Gain (dBi)	Power Limit (dBm)	PSD Limit (dBm/1MHz)
Low	5500	21.38	-1.50	24.00	11.00
Mid	5580	21.35	-1.50	24.00	11.00
High	5700	21.41	-1.50	24.00	11.00
144	5720	15.72	-1.50	22.96	11.00

Duty Cycle CF (dB)	0.00	**Included in Calculations Corr'd PSD**

Output Power Results

Channel	Frequency (MHz)	Antenna 6 Meas Power (dBm)	Total Corr'd Power (dBm)	Power Limit (dBm)	Power Margin (dB)
Low	5500	19.73	19.73	24.00	-4.27
Mid	5580	19.71	19.71	24.00	-4.29
High	5700	17.70	17.70	24.00	-6.30
144	5720	19.68	19.68	22.96	-3.28

PSD Results

Channel	Frequency (MHz)	Antenna 6 Meas PSD (dBm/1MHz)	Total Corr'd PSD (dBm/1MHz)	PSD Limit (dBm/1MHz)	PSD Margin (dB)
Low	5500	10.080	10.080	11.00	-0.920
Mid	5580	9.792	9.792	11.00	-1.208
High	5700	7.913	7.913	11.00	-3.087
144	5720	9.759	9.759	11.00	-1.241

MID CHANNEL

UL VERIFICATION SERVICES INC.
47173 Benicia Street, Fremont, CA 94538; USA TEL:(510) 319-4000 FAX:(510) 661-0888

This report shall not be reproduced except in full, without the written approval of UL Verification Services Inc.

1TX Antenna 5 MODE (FCC)

Test Engineer:	25005
Test Date:	7/24/21

Bandwidth, Antenna Gain, and Limits

Channel	Frequency (MHz)	Min 26dB BW (MHz)	Directional Gain (dBi)	Power Limit (dBm)	PSD Limit (dBm/1MHz)
Low	5500	21.44	-1.40	24.00	11.00
Mid	5580	21.62	-1.40	24.00	11.00
High	5700	21.22	-1.40	24.00	11.00
144	5720	15.49	-1.40	22.90	11.00

Duty Cycle CF (dB)	0.00	**Included in Calculations Corr'd PSD**

Output Power Results

Channel	Frequency (MHz)	Antenna 5 Meas Power (dBm)	Total Corr'd Power (dBm)	Power Limit (dBm)	Power Margin (dB)
Low	5500	19.72	19.72	24.00	-4.28
Mid	5580	19.70	19.70	24.00	-4.30
High	5700	17.73	17.73	24.00	-6.27
144	5720	19.71	19.71	22.90	-3.19

PSD Results

Channel	Frequency (MHz)	Antenna 5 Meas PSD (dBm/1MHz)	Total Corr'd PSD (dBm/1MHz)	PSD Limit (dBm/1MHz)	PSD Margin (dB)
Low	5500	10.026	10.026	11.00	-0.974
Mid	5580	9.638	9.638	11.00	-1.362
High	5700	7.796	7.796	11.00	-3.204
144	5720	9.743	9.743	11.00	-1.257

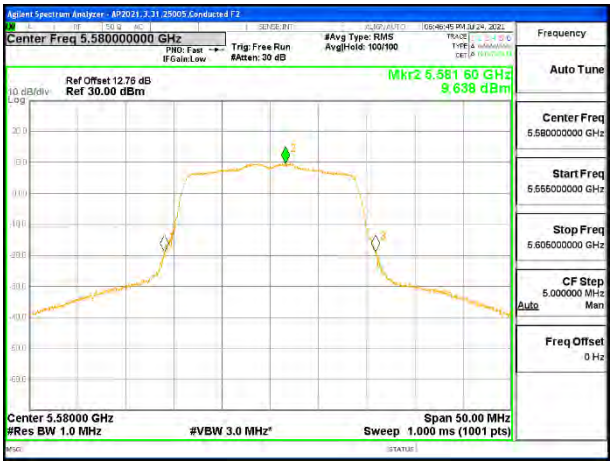

MID CHANNEL

UL VERIFICATION SERVICES INC.
47173 Benicia Street, Fremont, CA 94538; USA TEL:(510) 319-4000 FAX:(510) 661-0888

This report shall not be reproduced except in full, without the written approval of UL Verification Services Inc.

2TX Antenna 6 + Antenna 5 CDD MODE (FCC)

Test Engineer:	23560
Test Date:	4/2/21

Bandwidth, Antenna Gain, and Limits

Channel	Frequency (MHz)	Min 26dB BW (MHz)	Directional Gain for Power (dBi)	Directional Gain for PSD (dBi)	Power Limit (dBm)	PSD Limit (dBm/1MHz)
Low	5500	21.208	-1.45	1.56	24.00	11.00
Mid	5580	21.198	-1.45	1.56	24.00	11.00
High	5700	20.944	-1.45	1.56	24.00	11.00
144	5720	15.650	-1.45	1.56	22.95	11.00

Duty Cycle CF (dB)	0.10	**Included in Calculations of Corr'd PSD**

Output Power Results

Channel	Frequency (MHz)	Antenna 6 Meas Power (dBm)	Antenna 5 Meas Power (dBm)	Total Corr'd Power (dBm)	Power Limit (dBm)	Power Margin (dB)
Low	5500	16.70	16.72	19.72	24.00	-4.28
Mid	5580	16.72	16.73	19.74	24.00	-4.26
High	5700	16.69	16.68	19.70	24.00	-4.30
144	5720	16.73	16.69	19.72	22.95	-3.22

PSD Results

Channel	Frequency (MHz)	Antenna 6 Meas PSD (dBm/1MHz)	Antenna 5 Meas PSD (dBm/1MHz)	Total Corr'd PSD (dBm/1MHz)	PSD Limit (dBm/1MHz)	PSD Margin (dB)
Low	5500	6.920	7.016	10.079	11.00	-0.921
Mid	5580	7.002	7.087	10.155	11.00	-0.845
High	5700	6.739	6.787	9.873	11.00	-1.127
144	5720	7.151	6.925	10.150	11.00	-0.850

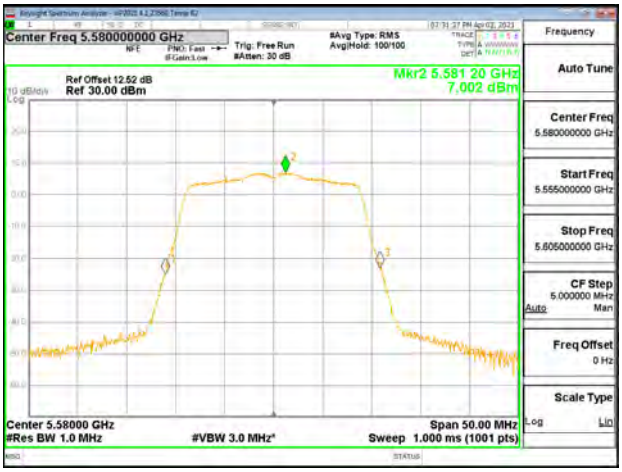

MID CHANNEL [ANT 6]

MID CHANNEL [ANT 5]

UL VERIFICATION SERVICES INC.
47173 Benicia Street, Fremont, CA 94538; USA TEL:(510) 319-4000 FAX:(510) 661-0888

This report shall not be reproduced except in full, without the written approval of UL Verification Services Inc.

9.4.14. 802.11n HT40 MODE IN THE 5.6 GHz BAND

1TX Antenna 6 MODE (FCC)

Test Engineer:	19232
Test Date:	7/24/21

Bandwidth, Antenna Gain, and Limits

Channel	Frequency (MHz)	Min 26dB BW (MHz)	Directional Gain (dBi)	Power Limit (dBm)	PSD Limit (dBm/1MHz)
Low	5510	39.80	-1.50	24.00	11.00
Mid	5550	39.27	-1.50	24.00	11.00
High	5670	39.26	-1.50	24.00	11.00
142	5710	35.06	-1.50	24.00	11.00

Duty Cycle CF (dB)	0.14	**Included in Calculations Corr'd PSD**

Output Power Results

Channel	Frequency (MHz)	Antenna 6 Meas Power (dBm)	Total Corr'd Power (dBm)	Power Limit (dBm)	Power Margin (dB)
Low	5510	15.74	15.74	24.00	-8.26
Mid	5550	20.19	20.19	24.00	-3.81
High	5670	19.75	19.75	24.00	-4.25
142	5710	20.18	20.18	24.00	-3.82

PSD Results

Channel	Frequency (MHz)	Antenna 6 Meas PSD (dBm/1MHz)	Total Corr'd PSD (dBm/1MHz)	PSD Limit (dBm/1MHz)	PSD Margin (dB)
Low	5510	3.052	3.192	11.00	-7.808
Mid	5550	7.288	7.428	11.00	-3.572
High	5670	7.140	7.280	11.00	-3.720
142	5710	7.805	7.945	11.00	-3.055

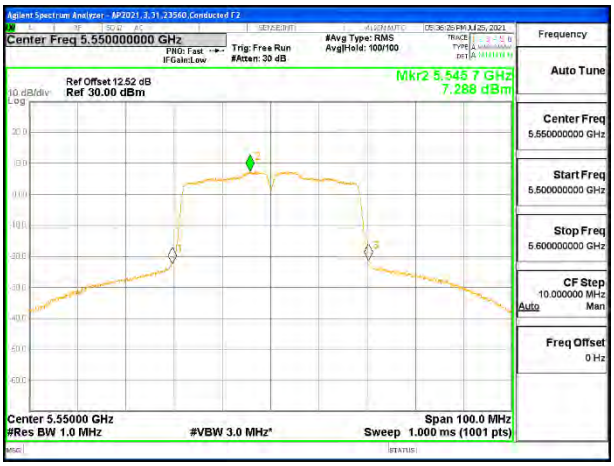

MID CHANNEL

UL VERIFICATION SERVICES INC.
47173 Benicia Street, Fremont, CA 94538; USA TEL:(510) 319-4000 FAX:(510) 661-0888

This report shall not be reproduced except in full, without the written approval of UL Verification Services Inc.

1TX Antenna 5 MODE (FCC)

Test Engineer:	23560
Test Date:	3/31/21

Bandwidth, Antenna Gain, and Limits

Channel	Frequency (MHz)	Min 26dB BW (MHz)	Directional Gain (dBi)	Power Limit (dBm)	PSD Limit (dBm/1MHz)
Low	5510	39.87	-1.40	24.00	11.00
Mid	5550	39.72	-1.40	24.00	11.00
High	5670	39.62	-1.40	24.00	11.00
142	5710	37.42	-1.40	24.00	11.00

Duty Cycle CF (dB)	0.14	**Included in Calculations Corr'd PSD**

Output Power Results

Channel	Frequency (MHz)	Antenna 5 Meas Power (dBm)	Total Corr'd Power (dBm)	Power Limit (dBm)	Power Margin (dB)
Low	5510	15.70	15.70	24.00	-8.30
Mid	5550	20.20	20.20	24.00	-3.80
High	5670	19.73	19.73	24.00	-4.27
142	5710	20.19	20.19	24.00	-3.81

PSD Results

Channel	Frequency (MHz)	Antenna 5 Meas PSD (dBm/1MHz)	Total Corr'd PSD (dBm/1MHz)	PSD Limit (dBm/1MHz)	PSD Margin (dB)
Low	5510	3.073	3.213	11.00	-7.787
Mid	5550	7.696	7.836	11.00	-3.164
High	5670	7.114	7.254	11.00	-3.746
142	5710	7.613	7.753	11.00	-3.247

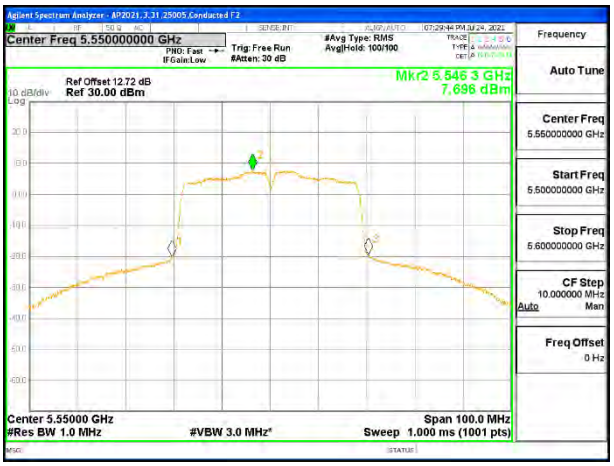

MID CHANNEL

UL VERIFICATION SERVICES INC.
47173 Benicia Street, Fremont, CA 94538; USA TEL:(510) 319-4000 FAX:(510) 661-0888

This report shall not be reproduced except in full, without the written approval of UL Verification Services Inc.

2TX Antenna 6 + Antenna 5 CDD MODE (FCC)

Test Engineer:	23560
Test Date:	3/31/21

Bandwidth, Antenna Gain, and Limits

Channel	Frequency (MHz)	Min 26dB BW (MHz)	Directional Gain for Power (dBi)	Directional Gain for PSD (dBi)	Power Limit (dBm)	PSD Limit (dBm/1MHz)
Low	5510	39.29	-1.45	1.56	24.00	11.00
Mid	5550	39.17	-1.45	1.56	24.00	11.00
High	5670	39.38	-1.45	1.56	24.00	11.00
142	5710	34.73	-1.45	1.56	24.00	11.00

Duty Cycle CF (dB)	0.20	**Included in Calculations of Corr'd Power & PSD**

Output Power Results

Channel	Frequency (MHz)	Antenna 6 Meas Power (dBm)	Antenna 5 Meas Power (dBm)	Total Corr'd Power (dBm)	Power Limit (dBm)	Power Margin (dB)
Low	5510	15.21	15.22	18.23	24.00	-5.77
Mid	5550	19.23	19.20	22.23	24.00	-1.77
High	5670	19.20	19.23	22.23	24.00	-1.77
142	5710	19.17	19.20	22.20	24.00	-1.80

PSD Results

Channel	Frequency (MHz)	Antenna 6 Meas PSD (dBm/1MHz)	Antenna 5 Meas PSD (dBm/1MHz)	Total Corr'd PSD (dBm/1MHz)	PSD Limit (dBm/ 1MHz)	PSD Margin (dB)
Low	5510	2.449	2.590	5.730	11.00	-5.27
Mid	5550	6.899	6.800	10.060	11.00	-0.94
High	5670	6.439	6.684	9.774	11.00	-1.23
142	5710	6.444	6.545	9.705	11.00	-1.29

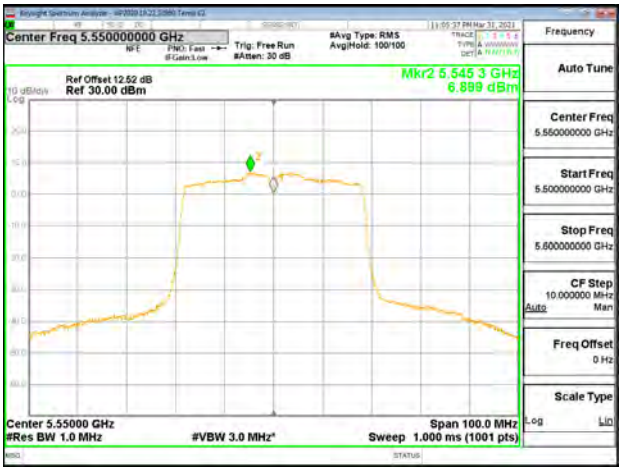

MID CHANNEL [ANT 6]

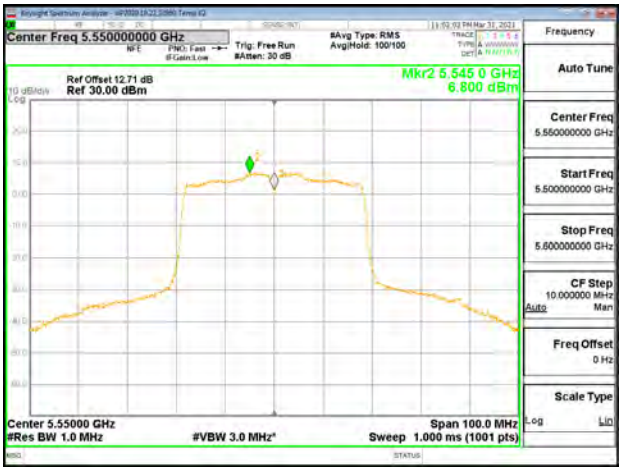

MID CHANNEL [ANT 5]

UL VERIFICATION SERVICES INC.
47173 Benicia Street, Fremont, CA 94538; USA TEL:(510) 319-4000 FAX:(510) 661-0888

This report shall not be reproduced except in full, without the written approval of UL Verification Services Inc.

9.4.15. 802.11ac VHT80 MODE IN THE 5.6 GHz BAND

1TX Antenna 6 MODE (FCC)

Test Engineer:	23560
Test Date:	4/1/21

Bandwidth, Antenna Gain, and Limits

Channel	Frequency (MHz)	Min 26dB BW (MHz)	Directional Gain (dBi)	Power Limit (dBm)	PSD Limit (dBm/1MHz)
Low	5530	80.97	-1.50	24.00	11.00
High	5610	81.15	-1.50	24.00	11.00
138	5690	75.59	-1.50	24.00	11.00

Duty Cycle CF (dB)	0.22	**Included in Calculations Corr'd PSD**

Output Power Results

Channel	Frequency (MHz)	Antenna 6 Meas Power (dBm)	Total Corr'd Power (dBm)	Power Limit (dBm)	Power Margin (dB)
Low	5530	17.20	17.20	24.00	-6.80
High	5610	20.18	20.18	24.00	-3.82
138	5690	20.20	20.20	24.00	-3.80

PSD Results

Channel	Frequency (MHz)	Antenna 6 Meas PSD (dBm/1MHz)	Total Corr'd PSD (dBm/1MHz)	PSD Limit (dBm/1MHz)	PSD Margin (dB)
Low	5530	1.602	1.822	11.00	-9.178
High	5610	3.988	4.208	11.00	-6.792
138	5690	4.725	4.945	11.00	-6.055

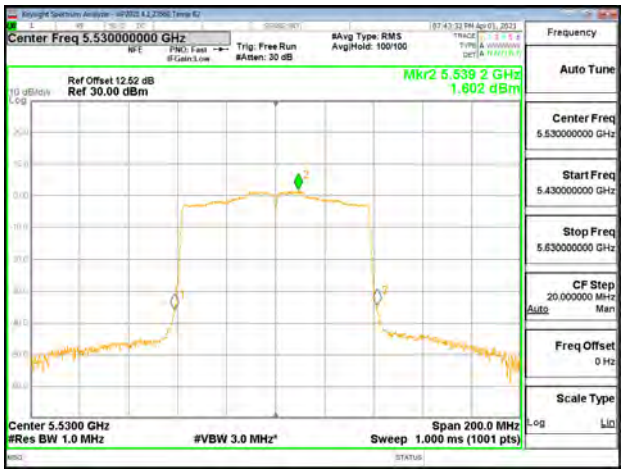

LOW CHANNEL

UL VERIFICATION SERVICES INC.
47173 Benicia Street, Fremont, CA 94538; USA TEL:(510) 319-4000 FAX:(510) 661-0888

This report shall not be reproduced except in full, without the written approval of UL Verification Services Inc.

1TX Antenna 5 MODE (FCC)

Test Engineer:	23560
Test Date:	4/1/21

Bandwidth, Antenna Gain, and Limits

Channel	Frequency (MHz)	Min 26dB BW (MHz)	Directional Gain (dBi)	Power Limit (dBm)	PSD Limit (dBm/1MHz)
Low	5530	81.15	-1.40	24.00	11.00
High	5610	80.40	-1.40	24.00	11.00
138	5690	75.61	-1.40	24.00	11.00

Duty Cycle CF (dB)	0.22	**Included in Calculations Corr'd PSD**

Output Power Results

Channel	Frequency (MHz)	Antenna 5 Meas Power (dBm)	Total Corr'd Power (dBm)	Power Limit (dBm)	Power Margin (dB)
Low	5530	17.20	17.20	24.00	-6.80
High	5610	20.20	20.20	24.00	-3.80
138	5690	20.22	20.22	24.00	-3.78

PSD Results

Channel	Frequency (MHz)	Antenna 5 Meas PSD (dBm/1MHz)	Total Corr'd PSD (dBm/1MHz)	PSD Limit (dBm/1MHz)	PSD Margin (dB)
Low	5530	1.511	1.731	11.00	-9.269
High	5610	4.118	4.338	11.00	-6.662
138	5690	4.564	4.784	11.00	-6.216

LOW CHANNEL

UL VERIFICATION SERVICES INC.
47173 Benicia Street, Fremont, CA 94538; USA TEL:(510) 319-4000 FAX:(510) 661-0888

This report shall not be reproduced except in full, without the written approval of UL Verification Services Inc.

2TX Antenna 6 + Antenna 5 CDD MODE (FCC)

Test Engineer:	23560
Test Date:	4/1/21

Bandwidth, Antenna Gain, and Limits

Channel	Frequency (MHz)	Min 26dB BW (MHz)	Directional Gain for Power (dBi)	Directional Gain for PSD (dBi)	Power Limit (dBm)	PSD Limit (dBm/1MHz)
Low	5530	80.60	-1.45	1.56	24.00	11.00
High	5610	80.52	-1.45	1.56	24.00	11.00
138	5690	75.22	-1.45	1.56	24.00	11.00

Duty Cycle CF (dB)	0.21	**Included in Calculations of Corr'd PSD**

Output Power Results

Channel	Frequency (MHz)	Antenna 6 Meas Power (dBm)	Antenna 5 Meas Power (dBm)	Total Corr'd Power (dBm)	Power Limit (dBm)	Power Margin (dB)
Low	5530	16.19	16.17	19.19	24.00	-4.81
High	5610	19.73	19.72	22.74	24.00	-1.26
138	5690	19.70	19.71	22.72	24.00	-1.28

PSD Results

Channel	Frequency (MHz)	Antenna 6 Meas PSD (dBm/1MHz)	Antenna 5 Meas PSD (dBm/1MHz)	Total Corr'd PSD (dBm/1MHz)	PSD Limit (dBm/1MHz)	PSD Margin (dB)
Low	5530	0.627	0.557	3.812	11.00	-7.188
High	5610	3.914	3.951	7.153	11.00	-3.847
138	5690	4.606	4.202	7.629	11.00	-3.371

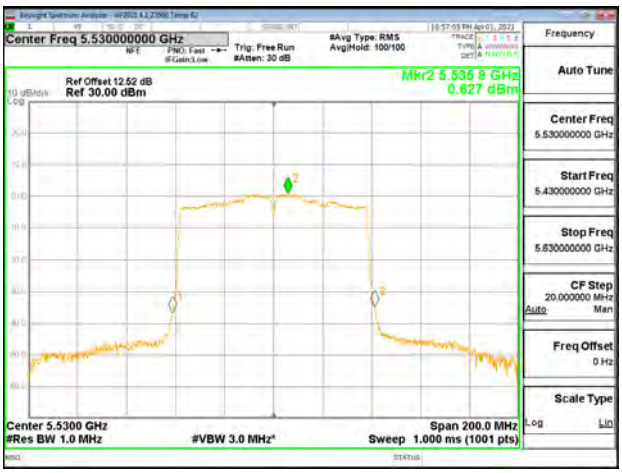

LOW CHANNEL [ANT 6]

LOW CHANNEL [ANT 5]

UL VERIFICATION SERVICES INC.
47173 Benicia Street, Fremont, CA 94538; USA TEL:(510) 319-4000 FAX:(510) 661-0888

This report shall not be reproduced except in full, without the written approval of UL Verification Services Inc.

9.4.16. 802.11ax HE20 MODE IN THE 5.6 GHz BAND

1TX Antenna 6 MODE (FCC): 26 Tones, RU Index 0

Test Engineer:	19232
Test Date:	4/13/21

Bandwidth, Antenna Gain, and Limits

Channel	Frequency (MHz)	Min 26dB BW (MHz)	Directional Gain (dBi)	Power Limit (dBm)	PSD Limit (dBm/1MHz)
Low	5500	20.41	-1.5	24.00	11.00
Mid	5580	20.21	-1.5	24.00	11.00
High	5700	20.43	-1.5	24.00	11.00
144	5720	14.99	-1.5	22.76	11.00

Duty Cycle CF (dB)	0.00	**Included in Calculations Corr'd PSD**

Output Power Results

Channel	Frequency (MHz)	Antenna 6 Meas Power (dBm)	Total Corr'd Power (dBm)	Power Limit (dBm)	Power Margin (dB)
Low	5500	11.70	11.70	24.00	-12.30
Mid	5580	11.72	11.72	24.00	-12.28
High	5700	11.73	11.73	24.00	-12.27
144	5720	11.70	11.70	22.76	-11.06

PSD Results

Channel	Frequency (MHz)	Antenna 6 Meas PSD (dBm/1MHz)	Total Corr'd PSD (dBm/1MHz)	PSD Limit (dBm/1MHz)	PSD Margin (dB)
Low	5500	9.647	9.647	11.00	-1.353
Mid	5580	9.153	9.153	11.00	-1.847
High	5700	9.936	9.936	11.00	-1.064
144	5720	9.788	9.788	11.00	-1.212

MID CHANNEL

UL VERIFICATION SERVICES INC.
47173 Benicia Street, Fremont, CA 94538; USA TEL:(510) 319-4000 FAX:(510) 661-0888

This report shall not be reproduced except in full, without the written approval of UL Verification Services Inc.

1TX Antenna 6 MODE (FCC): 26 Tones, RU Index 4

Test Engineer:	25262
Test Date:	6/14/21

Bandwidth, Antenna Gain, and Limits

Channel	Frequency (MHz)	Min 26dB BW (MHz)	Directional Gain (dBi)	Power Limit (dBm)	PSD Limit (dBm/1MHz)
Low	5500	19.35	-1.5	23.87	11.00
Mid	5580	19.26	-1.5	23.85	11.00
High	5700	19.23	-1.5	23.84	11.00
144	5720	14.73	-1.5	22.68	11.00

Duty Cycle CF (dB)	0.00	**Included in Calculations Corr'd PSD**

Output Power Results

Channel	Frequency (MHz)	Antenna 6 Meas Power (dBm)	Total Corr'd Power (dBm)	Power Limit (dBm)	Power Margin (dB)
Low	5500	11.69	11.69	23.87	-12.18
Mid	5580	11.72	11.72	23.85	-12.13
High	5700	11.66	11.66	23.84	-12.18
144	5720	11.73	11.73	22.68	-10.95

PSD Results

Channel	Frequency (MHz)	Antenna 6 Meas PSD (dBm/1MHz)	Total Corr'd PSD (dBm/1MHz)	PSD Limit (dBm/1MHz)	PSD Margin (dB)
Low	5500	8.611	8.611	11.00	-2.389
Mid	5580	8.436	8.436	11.00	-2.564
High	5700	8.529	8.529	11.00	-2.471
144	5720	8.900	8.900	11.00	-2.100

MID CHANNEL

UL VERIFICATION SERVICES INC.
47173 Benicia Street, Fremont, CA 94538; USA TEL:(510) 319-4000 FAX:(510) 661-0888

This report shall not be reproduced except in full, without the written approval of UL Verification Services Inc.

1TX Antenna 6 MODE (FCC): 26 Tones, RU Index 8

Test Engineer:	25262
Test Date:	6/14/21

Bandwidth, Antenna Gain, and Limits

Channel	Frequency (MHz)	Min 26dB BW (MHz)	Directional Gain (dBi)	Power Limit (dBm)	PSD Limit (dBm/1MHz)
Low	5500	18.67	-1.5	23.71	11.00
Mid	5580	20.66	-1.5	24.00	11.00
High	5700	20.91	-1.5	24.00	11.00
144	5720	15.49	-1.5	22.90	11.00

Duty Cycle CF (dB)	0.00	**Included in Calculations Corr'd PSD**

Output Power Results

Channel	Frequency (MHz)	Antenna 6 Meas Power (dBm)	Total Corr'd Power (dBm)	Power Limit (dBm)	Power Margin (dB)
Low	5500	11.69	11.69	23.71	-12.02
Mid	5580	11.71	11.71	24.00	-12.29
High	5700	11.75	11.75	24.00	-12.25
144	5720	11.70	11.70	22.90	-11.20

PSD Results

Channel	Frequency (MHz)	Antenna 6 Meas PSD (dBm/1MHz)	Total Corr'd PSD (dBm/1MHz)	PSD Limit (dBm/1MHz)	PSD Margin (dB)
Low	5500	9.890	9.890	11.00	-1.110
Mid	5580	9.182	9.182	11.00	-1.818
High	5700	10.061	10.061	11.00	-0.939
144	5720	9.827	9.827	11.00	-1.173

MID CHANNEL

UL VERIFICATION SERVICES INC.
47173 Benicia Street, Fremont, CA 94538; USA TEL:(510) 319-4000 FAX:(510) 661-0888

This report shall not be reproduced except in full, without the written approval of UL Verification Services Inc.

1TX Antenna 6 MODE (FCC): SU Mode

Test Engineer:	25005
Test Date:	7/24/21

Bandwidth, Antenna Gain, and Limits

Channel	Frequency (MHz)	Min 26dB BW (MHz)	Directional Gain (dBi)	Power Limit (dBm)	PSD Limit (dBm/1MHz)
Low	5500	21.86	-1.5	24.00	11.00
Mid	5580	21.26	-1.5	24.00	11.00
High	5700	21.45	-1.5	24.00	11.00
144	5720	15.78	-1.5	22.98	11.00

Duty Cycle CF (dB)	0.00	**Included in Calculations Corr'd PSD**

Output Power Results

Channel	Frequency (MHz)	Antenna 6 Meas Power (dBm)	Total Corr'd Power (dBm)	Power Limit (dBm)	Power Margin (dB)
Low	5500	18.70	18.70	24.00	-5.30
Mid	5580	19.73	19.73	24.00	-4.27
High	5700	17.20	17.20	24.00	-6.80
144	5720	19.71	19.71	22.98	-3.27

PSD Results

Channel	Frequency (MHz)	Antenna 6 Meas PSD (dBm/1MHz)	Total Corr'd PSD (dBm/1MHz)	PSD Limit (dBm/1MHz)	PSD Margin (dB)
Low	5500	7.391	7.391	11.00	-3.609
Mid	5580	8.494	8.494	11.00	-2.506
High	5700	5.957	5.957	11.00	-5.043
144	5720	8.430	8.430	11.00	-2.570

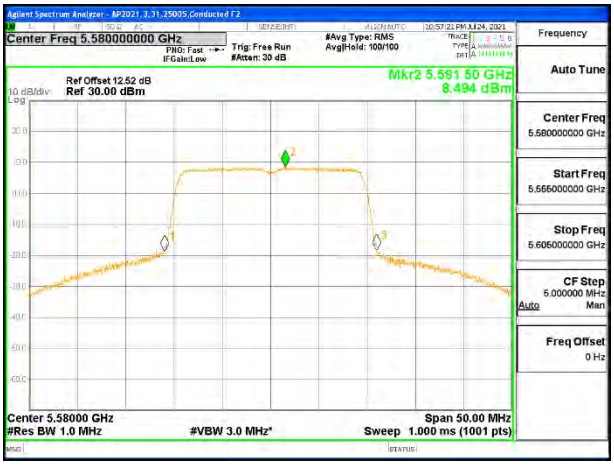

MID CHANNEL

UL VERIFICATION SERVICES INC.
47173 Benicia Street, Fremont, CA 94538; USA TEL:(510) 319-4000 FAX:(510) 661-0888

This report shall not be reproduced except in full, without the written approval of UL Verification Services Inc.

1TX Antenna 5 MODE (FCC): 26 Tones, RU Index 0

Test Engineer:	12482
Test Date:	4/6/21

Bandwidth, Antenna Gain, and Limits

Channel	Frequency (MHz)	Min 26dB BW (MHz)	Directional Gain (dBi)	Power Limit (dBm)	PSD Limit (dBm/1MHz)
Low	5500	20.368	-1.4	24.00	11.00
Mid	5580	20.289	-1.4	24.00	11.00
High	5700	20.354	-1.4	24.00	11.00
144	5720	15.06	-1.4	22.78	11.00

Duty Cycle CF (dB)	0.00	**Included in Calculations Corr'd PSD**

Output Power Results

Channel	Frequency (MHz)	Antenna 5 Meas Power (dBm)	Total Corr'd Power (dBm)	Power Limit (dBm)	Power Margin (dB)
Low	5500	11.74	11.74	24.00	-12.26
Mid	5580	11.72	11.72	24.00	-12.28
High	5700	11.72	11.72	24.00	-12.28
144	5720	11.75	11.75	22.78	-11.03

PSD Results

Channel	Frequency (MHz)	Antenna 5 Meas PSD (dBm/1MHz)	Total Corr'd PSD (dBm/1MHz)	PSD Limit (dBm/1MHz)	PSD Margin (dB)
Low	5500	9.944	9.944	11.00	-1.056
Mid	5580	9.616	9.616	11.00	-1.384
High	5700	9.969	9.969	11.00	-1.031
144	5720	9.906	9.906	11.00	-1.094

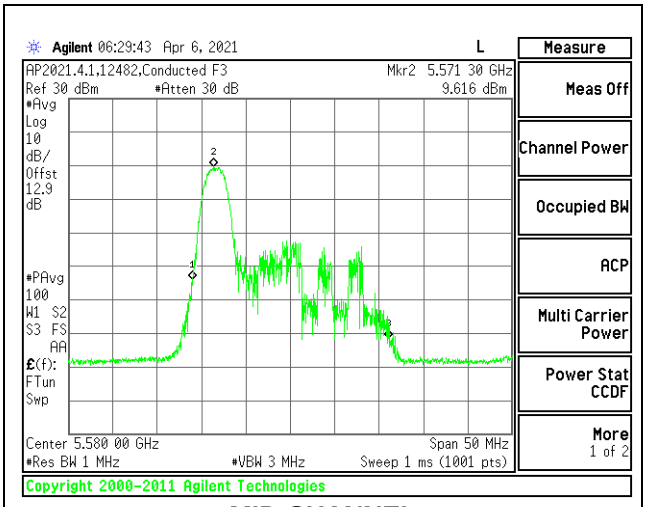

MID CHANNEL

UL VERIFICATION SERVICES INC.
47173 Benicia Street, Fremont, CA 94538; USA TEL:(510) 319-4000 FAX:(510) 661-0888

This report shall not be reproduced except in full, without the written approval of UL Verification Services Inc.

1TX Antenna 5 MODE (FCC): 26 Tones, RU Index 4

Test Engineer:	25005
Test Date:	6/13/21

Bandwidth, Antenna Gain, and Limits

Channel	Frequency (MHz)	Min 26dB BW (MHz)	Directional Gain (dBi)	Power Limit (dBm)	PSD Limit (dBm/1MHz)
Low	5500	19.593	-1.4	23.92	11.00
Mid	5580	19.446	-1.4	23.89	11.00
High	5700	19.606	-1.4	23.92	11.00
144	5720	14.61	-1.4	22.65	11.00

Duty Cycle CF (dB)	0.00	**Included in Calculations Corr'd PSD**

Output Power Results

Channel	Frequency (MHz)	Antenna 5 Meas Power (dBm)	Total Corr'd Power (dBm)	Power Limit (dBm)	Power Margin (dB)
Low	5500	11.70	11.70	23.92	-12.22
Mid	5580	11.69	11.69	23.89	-12.20
High	5700	11.73	11.73	23.92	-12.19
144	5720	11.75	11.75	22.65	-10.90

PSD Results

Channel	Frequency (MHz)	Antenna 5 Meas PSD (dBm/1MHz)	Total Corr'd PSD (dBm/1MHz)	PSD Limit (dBm/1MHz)	PSD Margin (dB)
Low	5500	8.969	8.969	11.00	-2.031
Mid	5580	8.791	8.791	11.00	-2.209
High	5700	8.671	8.671	11.00	-2.329
144	5720	9.118	9.118	11.00	-1.882

MID CHANNEL

UL VERIFICATION SERVICES INC.
47173 Benicia Street, Fremont, CA 94538; USA TEL:(510) 319-4000 FAX:(510) 661-0888

This report shall not be reproduced except in full, without the written approval of UL Verification Services Inc.

1TX Antenna 5 MODE (FCC): 26 Tones, RU Index 8

Test Engineer:	25005
Test Date:	6/13/21

Bandwidth, Antenna Gain, and Limits

Channel	Frequency (MHz)	Min 26dB BW (MHz)	Directional Gain (dBi)	Power Limit (dBm)	PSD Limit (dBm/1MHz)
Low	5500	20.791	-1.4	24.00	11.00
Mid	5580	20.959	-1.4	24.00	11.00
High	5700	20.870	-1.4	24.00	11.00
144	5720	15.42	-1.4	22.88	11.00

Duty Cycle CF (dB)	0.00	**Included in Calculations Corr'd PSD**

Output Power Results

Channel	Frequency (MHz)	Antenna 5 Meas Power (dBm)	Total Corr'd Power (dBm)	Power Limit (dBm)	Power Margin (dB)
Low	5500	11.69	11.69	24.00	-12.31
Mid	5580	11.70	11.70	24.00	-12.30
High	5700	11.72	11.72	24.00	-12.28
144	5720	11.73	11.73	22.88	-11.15

PSD Results

Channel	Frequency (MHz)	Antenna 5 Meas PSD (dBm/1MHz)	Total Corr'd PSD (dBm/1MHz)	PSD Limit (dBm/1MHz)	PSD Margin (dB)
Low	5500	9.874	9.874	11.00	-1.126
Mid	5580	9.645	9.645	11.00	-1.355
High	5700	9.805	9.805	11.00	-1.195
144	5720	10.118	10.118	11.00	-0.882

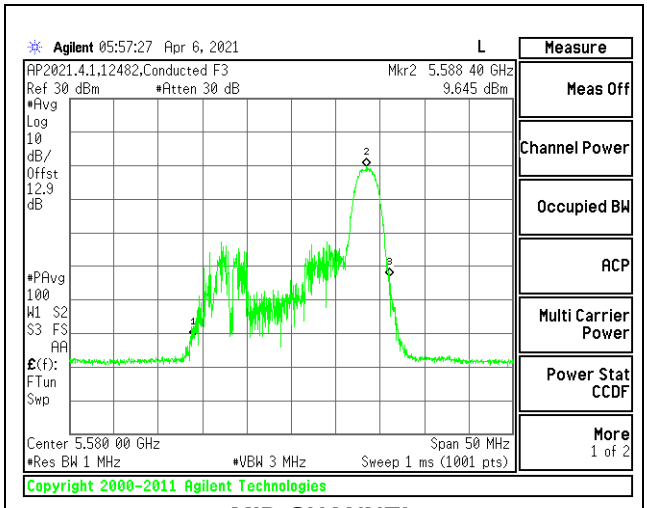

MID CHANNEL

UL VERIFICATION SERVICES INC.
47173 Benicia Street, Fremont, CA 94538; USA TEL:(510) 319-4000 FAX:(510) 661-0888

This report shall not be reproduced except in full, without the written approval of UL Verification Services Inc.

1TX Antenna 5 MODE (FCC): SU Mode

Test Engineer:	25005
Test Date:	7/24/21

Bandwidth, Antenna Gain, and Limits

Channel	Frequency (MHz)	Min 26dB BW (MHz)	Directional Gain (dBi)	Power Limit (dBm)	PSD Limit (dBm/1MHz)
Low	5500	21.752	-1.4	24.00	11.00
Mid	5580	21.671	-1.4	24.00	11.00
High	5700	21.716	-1.4	24.00	11.00
144	5720	15.700	-1.4	22.96	11.00

Duty Cycle CF (dB)	0.00	**Included in Calculations Corr'd PSD**

Output Power Results

Channel	Frequency (MHz)	Antenna 5 Meas Power (dBm)	Total Corr'd Power (dBm)	Power Limit (dBm)	Power Margin (dB)
Low	5500	18.72	18.72	24.00	-5.28
Mid	5580	19.70	19.70	24.00	-4.30
High	5700	17.24	17.24	24.00	-6.76
144	5720	19.68	19.68	22.96	-3.28

PSD Results

Channel	Frequency (MHz)	Antenna 5 Meas PSD (dBm/1MHz)	Total Corr'd PSD (dBm/1MHz)	PSD Limit (dBm/1MHz)	PSD Margin (dB)
Low	5500	7.529	7.529	11.00	-3.471
Mid	5580	8.360	8.360	11.00	-2.640
High	5700	5.969	5.969	11.00	-5.031
144	5720	8.310	8.310	11.00	-2.690

MID CHANNEL

UL VERIFICATION SERVICES INC.
47173 Benicia Street, Fremont, CA 94538; USA TEL:(510) 319-4000 FAX:(510) 661-0888

This report shall not be reproduced except in full, without the written approval of UL Verification Services Inc.

2TX Antenna 6 + Antenna 5 CDD MODE (FCC): 26 Tones, RU Index 0

Test Engineer:	12482
Test Date:	4/9/21, 4/17/21

Bandwidth, Antenna Gain, and Limits

Channel	Frequency (MHz)	Min 26dB BW (MHz)	Directional Gain for Power (dBi)	Directional Gain for PSD (dBi)	Power Limit (dBm)	PSD Limit (dBm/1MHz)
Low	5500	19.885	-1.45	1.56	23.99	11.00
Mid	5580	19.787	-1.45	1.56	23.96	11.00
High	5700	19.888	-1.45	1.56	23.99	11.00
144	5720	14.90	-1.45	1.56	22.73	11.00

Duty Cycle CF (dB)	0.00	**Included in Calculations of Corr'd PSD**

Output Power Results

Channel	Frequency (MHz)	Antenna 6 Meas Power (dBm)	Antenna 5 Meas Power (dBm)	Total Corr'd Power (dBm)	Power Limit (dBm)	Power Margin (dB)
Low	5500	8.71	8.70	11.72	23.99	-12.27
Mid	5580	8.70	8.71	11.72	23.96	-12.25
High	5700	8.66	8.65	11.67	23.99	-12.32
144	5720	8.74	8.75	11.76	22.73	-10.98

PSD Results

Channel	Frequency (MHz)	Antenna 6 Meas PSD (dBm/1MHz)	Antenna 5 Meas PSD (dBm/1MHz)	Total Corr'd PSD (dBm/1MHz)	PSD Limit (dBm/1MHz)	PSD Margin (dB)
Low	5500	6.743	6.761	9.76	11.00	-1.24
Mid	5580	6.504	6.662	9.59	11.00	-1.41
High	5700	6.798	6.337	9.58	11.00	-1.42
144	5720	7.051	6.995	10.03	11.00	-0.97

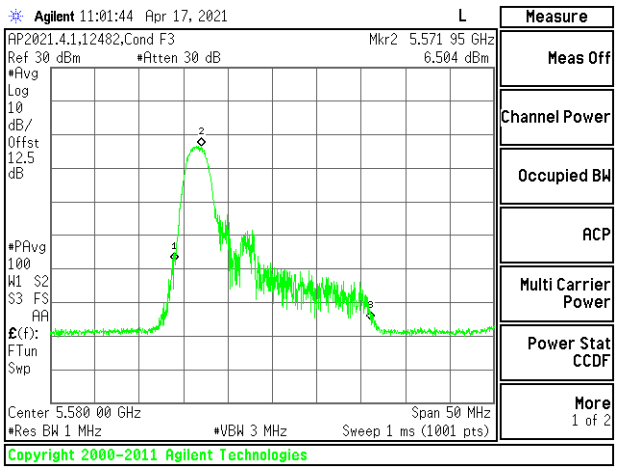

MID CHANNEL [ANT 6]

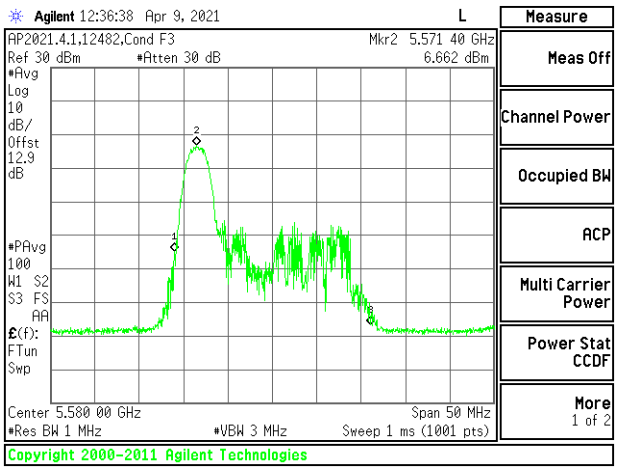

MID CHANNEL [ANT 5]

UL VERIFICATION SERVICES INC.
47173 Benicia Street, Fremont, CA 94538; USA TEL:(510) 319-4000 FAX:(510) 661-0888

This report shall not be reproduced except in full, without the written approval of UL Verification Services Inc.

2TX Antenna 6 + Antenna 5 CDD MODE (FCC): 26 Tones, RU Index 4

Test Engineer:	19232
Test Date:	4/17/21

Bandwidth, Antenna Gain, and Limits

Channel	Frequency (MHz)	Min 26dB BW (MHz)	Directional Gain for Power (dBi)	Directional Gain for PSD (dBi)	Power Limit (dBm)	PSD Limit (dBm/1MHz)
Low	5500	18.247	-1.45	1.56	23.61	11.00
Mid	5580	18.392	-1.45	1.56	23.65	11.00
High	5700	18.183	-1.45	1.56	23.60	11.00
144	5720	14.13	-1.45	1.56	22.50	11.00

Duty Cycle CF (dB)	0.00	**Included in Calculations of Corr'd PSD**

Output Power Results

Channel	Frequency (MHz)	Antenna 6 Meas Power (dBm)	Antenna 5 Meas Power (dBm)	Total Corr'd Power (dBm)	Power Limit (dBm)	Power Margin (dB)
Low	5500	8.69	8.71	11.71	23.61	-11.90
Mid	5580	8.70	8.68	11.70	23.65	-11.95
High	5700	8.68	8.70	11.70	23.60	-11.90
144	5720	8.73	8.74	11.75	22.50	-10.76

PSD Results

Channel	Frequency (MHz)	Antenna 6 Meas PSD (dBm/1MHz)	Antenna 5 Meas PSD (dBm/1MHz)	Total Corr'd PSD (dBm/1MHz)	PSD Limit (dBm/1MHz)	PSD Margin (dB)
Low	5500	5.594	5.615	8.61	11.00	-2.39
Mid	5580	5.765	5.482	8.64	11.00	-2.36
High	5700	5.849	5.995	8.93	11.00	-2.07
144	5720	6.073	6.119	9.11	11.00	-1.89

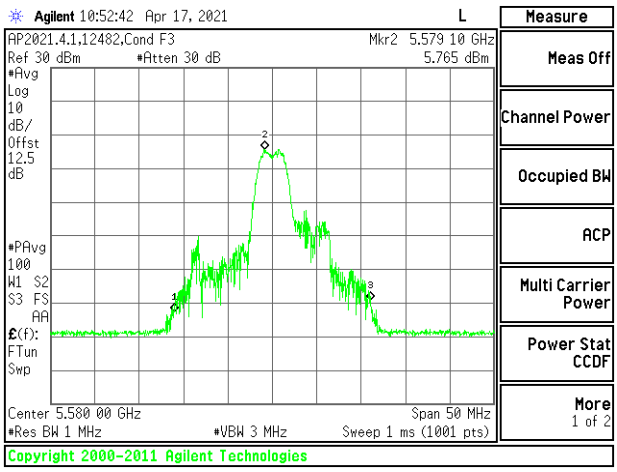

MID CHANNEL [ANT 6]

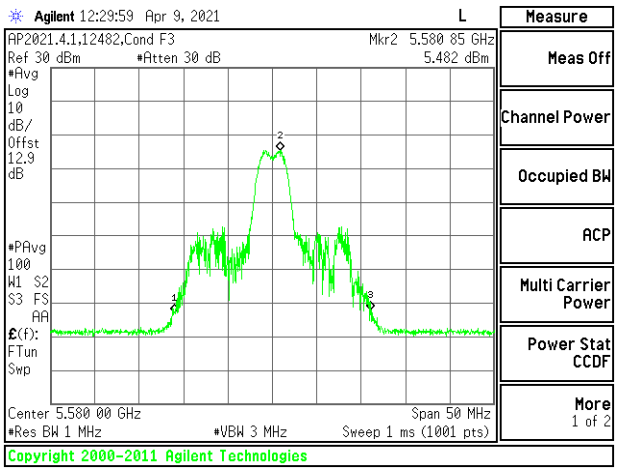

MID CHANNEL [ANT 5]

UL VERIFICATION SERVICES INC.
47173 Benicia Street, Fremont, CA 94538; USA TEL:(510) 319-4000 FAX:(510) 661-0888

This report shall not be reproduced except in full, without the written approval of UL Verification Services Inc.

2TX Antenna 6 + Antenna 5 CDD MODE (FCC): 26 Tones, RU Index 8

Test Engineer:	12482
Test Date:	4/17/21

Bandwidth, Antenna Gain, and Limits

Channel	Frequency (MHz)	Min 26dB BW (MHz)	Directional Gain for Power (dBi)	Directional Gain for PSD (dBi)	Power Limit (dBm)	PSD Limit (dBm/1MHz)
Low	5500	20.012	-1.45	1.56	24.00	11.00
Mid	5580	20.010	-1.45	1.56	24.00	11.00
High	5700	20.039	-1.45	1.56	24.00	11.00
144	5720	15.00	-1.45	1.56	22.76	11.00

Duty Cycle CF (dB)	0.00	**Included in Calculations of Corr'd PSD**

Output Power Results

Channel	Frequency (MHz)	Antenna 6 Meas Power (dBm)	Antenna 5 Meas Power (dBm)	Total Corr'd Power (dBm)	Power Limit (dBm)	Power Margin (dB)
Low	5500	8.70	8.72	11.72	24.00	-12.28
Mid	5580	8.66	8.70	11.69	24.00	-12.31
High	5700	8.69	8.70	11.71	24.00	-12.29
144	5720	8.73	8.71	11.73	22.76	-11.03

PSD Results

Channel	Frequency (MHz)	Antenna 6 Meas PSD (dBm/1MHz)	Antenna 5 Meas PSD (dBm/1MHz)	Total Corr'd PSD (dBm/1MHz)	PSD Limit (dBm/1MHz)	PSD Margin (dB)
Low	5500	6.871	6.984	9.94	11.00	-1.06
Mid	5580	6.245	6.614	9.44	11.00	-1.56
High	5700	6.905	6.947	9.94	11.00	-1.06
144	5720	7.363	7.327	10.36	11.00	-0.64

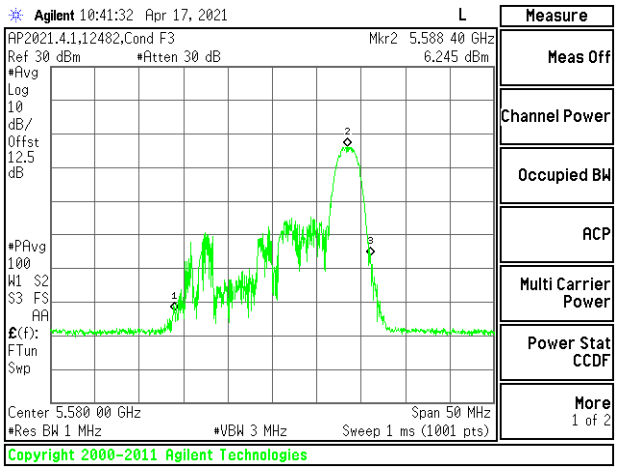

MID CHANNEL [ANT 6]

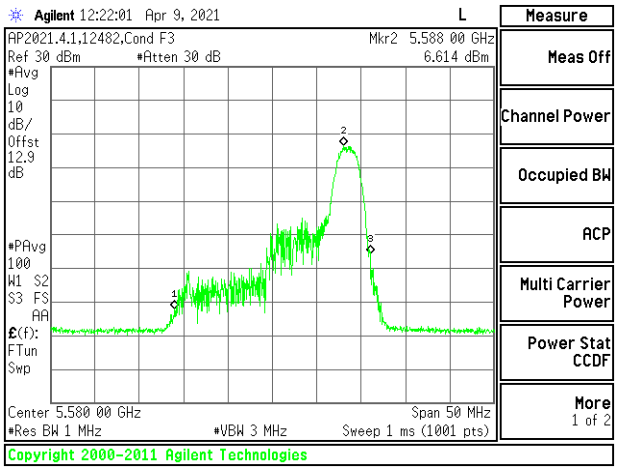

MID CHANNEL [ANT 5]

UL VERIFICATION SERVICES INC.
47173 Benicia Street, Fremont, CA 94538; USA TEL:(510) 319-4000 FAX:(510) 661-0888

This report shall not be reproduced except in full, without the written approval of UL Verification Services Inc.

2TX Antenna 6 + Antenna 5 CDD MODE (FCC): SU Mode

Test Engineer:	12482
Test Date:	4/17/21

Bandwidth, Antenna Gain, and Limits

Channel	Frequency (MHz)	Min 26dB BW (MHz)	Directional Gain for Power (dBi)	Directional Gain for PSD (dBi)	Power Limit (dBm)	PSD Limit (dBm/1MHz)
Low	5500	21.208	-1.45	1.56	24.00	11.00
Mid	5580	21.265	-1.45	1.56	24.00	11.00
High	5700	21.309	-1.45	1.56	24.00	11.00
144	5720	15.57	-1.45	1.56	22.92	11.00

Duty Cycle CF (dB)	0.00	**Included in Calculations of Corr'd PSD**

Output Power Results

Channel	Frequency (MHz)	Antenna 6 Meas Power (dBm)	Antenna 5 Meas Power (dBm)	Total Corr'd Power (dBm)	Power Limit (dBm)	Power Margin (dB)
Low	5500	16.75	16.72	19.75	24.00	-4.25
Mid	5580	16.72	16.73	19.74	24.00	-4.26
High	5700	16.70	16.71	19.72	24.00	-4.28
144	5720	16.71	16.72	19.73	22.92	-3.20

PSD Results

Channel	Frequency (MHz)	Antenna 6 Meas PSD (dBm/1MHz)	Antenna 5 Meas PSD (dBm/1MHz)	Total Corr'd PSD (dBm/1MHz)	PSD Limit (dBm/1MHz)	PSD Margin (dB)
Low	5500	5.750	5.495	8.63	11.00	-2.37
Mid	5580	5.611	5.648	8.64	11.00	-2.36
High	5700	5.763	5.761	8.77	11.00	-2.23
144	5720	5.941	6.098	9.03	11.00	-1.97

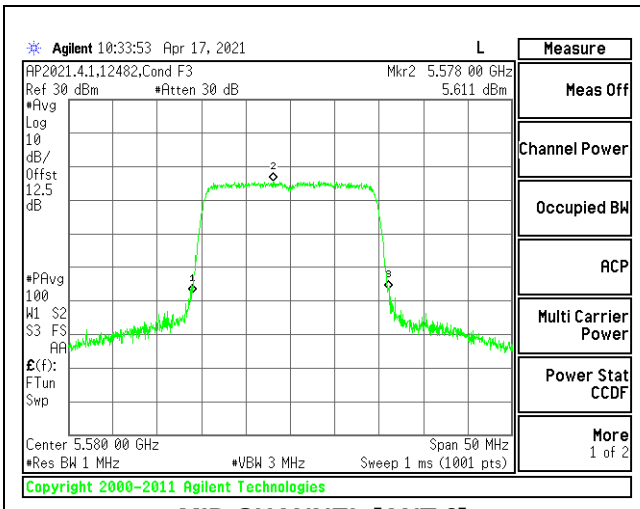

MID CHANNEL [ANT 6]

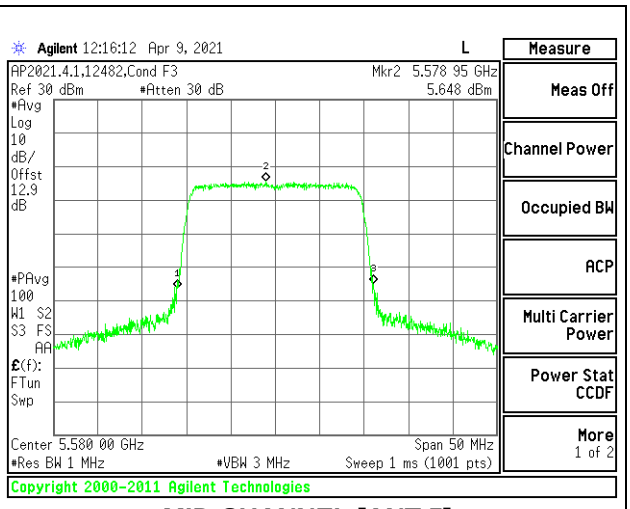

MID CHANNEL [ANT 5]

UL VERIFICATION SERVICES INC.
47173 Benicia Street, Fremont, CA 94538; USA TEL:(510) 319-4000 FAX:(510) 661-0888

This report shall not be reproduced except in full, without the written approval of UL Verification Services Inc.

9.4.17. 802.11ax HE40 MODE IN THE 5.6 GHz BAND

1TX Antenna 6 MODE (FCC): 26 Tones, RU Index 0

Test Engineer:	12482
Test Date:	4/15/21

Bandwidth, Antenna Gain, and Limits

Channel	Frequency (MHz)	Min 26dB BW (MHz)	Directional Gain (dBi)	Power Limit (dBm)	PSD Limit (dBm/1MHz)
Low	5510	20.837	-1.5	24.00	11.00
Mid	5550	19.272	-1.5	23.85	11.00
High	5670	20.114	-1.5	24.00	11.00
142	5710	21.010	-1.5	24.00	11.00

Duty Cycle CF (dB)	0.11	**Included in Calculations Corr'd PSD**

Output Power Results

Channel	Frequency (MHz)	Antenna 6 Meas Power (dBm)	Total Corr'd Power (dBm)	Power Limit (dBm)	Power Margin (dB)
Low	5510	10.68	10.68	24.00	-13.32
Mid	5550	10.71	10.71	23.85	-13.14
High	5670	10.70	10.70	24.00	-13.30
142	5710	10.72	10.72	24.00	-13.28

PSD Results

Channel	Frequency (MHz)	Antenna 6 Meas PSD (dBm/1MHz)	Total Corr'd PSD (dBm/1MHz)	PSD Limit (dBm/1MHz)	PSD Margin (dB)
Low	5510	9.515	9.625	11.00	-1.375
Mid	5550	9.596	9.706	11.00	-1.294
High	5670	9.564	9.674	11.00	-1.326
142	5710	10.180	10.290	11.00	-0.710

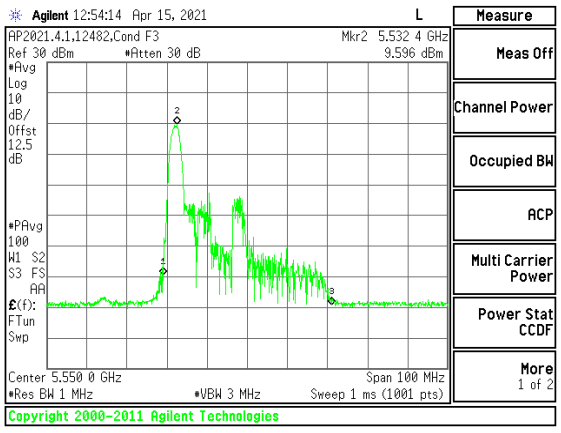

MID CHANNEL

UL VERIFICATION SERVICES INC.
47173 Benicia Street, Fremont, CA 94538; USA TEL:(510) 319-4000 FAX:(510) 661-0888

This report shall not be reproduced except in full, without the written approval of UL Verification Services Inc.

1TX Antenna 6 MODE (FCC): 26 Tones, RU Index 8

Test Engineer:	25262
Test Date:	4/15/21

Bandwidth, Antenna Gain, and Limits

Channel	Frequency (MHz)	Min 26dB BW (MHz)	Directional Gain (dBi)	Power Limit (dBm)	PSD Limit (dBm/1MHz)
Low	5510	23.295	-1.5	24.00	11.00
Mid	5550	23.622	-1.5	24.00	11.00
High	5670	23.968	-1.5	24.00	11.00
142	5710	24.310	-1.5	24.00	11.00

Duty Cycle CF (dB)	0.11	**Included in Calculations Corr'd PSD**

Output Power Results

Channel	Frequency (MHz)	Antenna 6 Meas Power (dBm)	Total Corr'd Power (dBm)	Power Limit (dBm)	Power Margin (dB)
Low	5510	10.72	10.72	24.00	-13.28
Mid	5550	10.68	10.68	24.00	-13.32
High	5670	10.70	10.70	24.00	-13.30
142	5710	10.73	10.73	24.00	-13.27

PSD Results

Channel	Frequency (MHz)	Antenna 6 Meas PSD (dBm/1MHz)	Total Corr'd PSD (dBm/1MHz)	PSD Limit (dBm/1MHz)	PSD Margin (dB)
Low	5510	9.897	10.007	11.00	-0.993
Mid	5550	9.196	9.306	11.00	-1.694
High	5670	9.306	9.416	11.00	-1.584
142	5710	10.231	10.341	11.00	-0.659

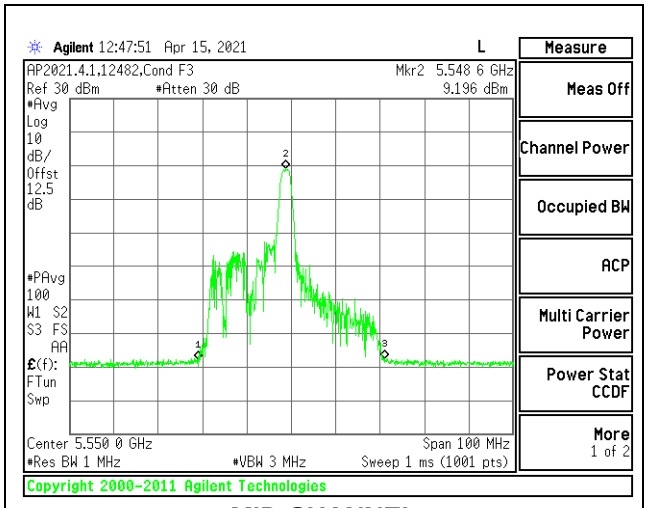

MID CHANNEL

UL VERIFICATION SERVICES INC.
47173 Benicia Street, Fremont, CA 94538; USA TEL:(510) 319-4000 FAX:(510) 661-0888

This report shall not be reproduced except in full, without the written approval of UL Verification Services Inc.

1TX Antenna 6 MODE (FCC): 26 Tones, RU Index 17

Test Engineer:	12482
Test Date:	4/15/21

Bandwidth, Antenna Gain, and Limits

Channel	Frequency (MHz)	Min 26dB BW (MHz)	Directional Gain (dBi)	Power Limit (dBm)	PSD Limit (dBm/1MHz)
Low	5510	20.745	-1.5	24.00	11.00
Mid	5550	20.469	-1.5	24.00	11.00
High	5670	20.354	-1.5	24.00	11.00
142	5710	19.720	-1.5	23.95	11.00

Duty Cycle CF (dB)	0.11	**Included in Calculations Corr'd PSD**

Output Power Results

Channel	Frequency (MHz)	Antenna 6 Meas Power (dBm)	Total Corr'd Power (dBm)	Power Limit (dBm)	Power Margin (dB)
Low	5510	10.74	10.74	24.00	-13.26
Mid	5550	10.72	10.72	24.00	-13.28
High	5670	10.72	10.72	24.00	-13.28
142	5710	10.73	10.73	23.95	-13.22

PSD Results

Channel	Frequency (MHz)	Antenna 6 Meas PSD (dBm/1MHz)	Total Corr'd PSD (dBm/1MHz)	PSD Limit (dBm/1MHz)	PSD Margin (dB)
Low	5510	9.867	9.977	11.00	-1.023
Mid	5550	9.521	9.631	11.00	-1.369
High	5670	9.641	9.751	11.00	-1.249
142	5710	9.762	9.872	11.00	-1.128

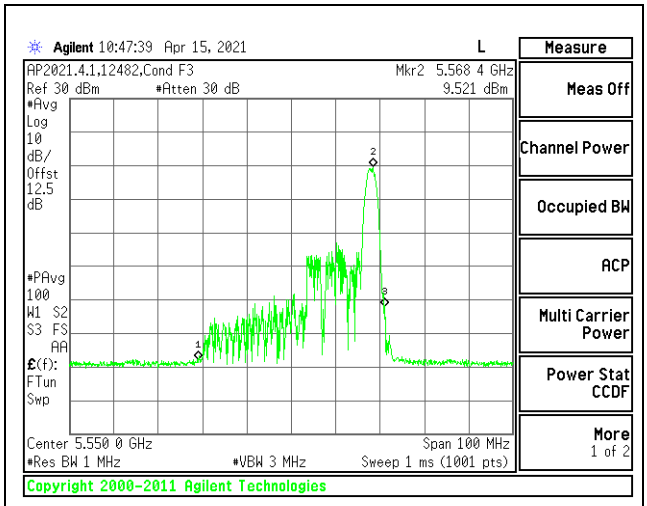

MID CHANNEL

UL VERIFICATION SERVICES INC.
47173 Benicia Street, Fremont, CA 94538; USA TEL:(510) 319-4000 FAX:(510) 661-0888

This report shall not be reproduced except in full, without the written approval of UL Verification Services Inc.

1TX Antenna 6 MODE (FCC): SU Mode

Test Engineer:	23560
Test Date:	7/25/21

Bandwidth, Antenna Gain, and Limits

Channel	Frequency (MHz)	Min 26dB BW (MHz)	Directional Gain (dBi)	Power Limit (dBm)	PSD Limit (dBm/1MHz)
Low	5510	40.019	-1.5	24.00	11.00
Mid	5550	39.931	-1.5	24.00	11.00
High	5670	39.829	-1.5	24.00	11.00
142	5710	48.660	-1.5	24.00	11.00

Duty Cycle CF (dB)	0.11	**Included in Calculations Corr'd PSD**

Output Power Results

Channel	Frequency (MHz)	Antenna 6 Meas Power (dBm)	Total Corr'd Power (dBm)	Power Limit (dBm)	Power Margin (dB)
Low	5510	15.73	15.73	24.00	-8.27
Mid	5550	20.20	20.20	24.00	-3.80
High	5670	19.72	19.72	24.00	-4.28
142	5710	20.23	20.23	24.00	-3.77

PSD Results

Channel	Frequency (MHz)	Antenna 6 Meas PSD (dBm/1MHz)	Total Corr'd PSD (dBm/1MHz)	PSD Limit (dBm/1MHz)	PSD Margin (dB)
Low	5510	2.182	2.292	11.00	-8.708
Mid	5550	6.015	6.125	11.00	-4.875
High	5670	6.108	6.218	11.00	-4.782
142	5710	6.174	6.284	11.00	-4.716

MID CHANNEL

UL VERIFICATION SERVICES INC.
47173 Benicia Street, Fremont, CA 94538; USA TEL:(510) 319-4000 FAX:(510) 661-0888

This report shall not be reproduced except in full, without the written approval of UL Verification Services Inc.

1TX Antenna 5 MODE (FCC): 26 Tones, RU Index 0

Test Engineer:	12482
Test Date:	4/7/21

Bandwidth, Antenna Gain, and Limits

Channel	Frequency (MHz)	Min 26dB BW (MHz)	Directional Gain (dBi)	Power Limit (dBm)	PSD Limit (dBm/1MHz)
Low	5510	20.324	-1.4	24.00	11.00
Mid	5550	20.189	-1.4	24.00	11.00
High	5670	20.354	-1.4	24.00	11.00
142	5710	20.540	-1.4	24.00	11.00

Duty Cycle CF (dB)	0.11	**Included in Calculations Corr'd PSD**

Output Power Results

Channel	Frequency (MHz)	Antenna 5 Meas Power (dBm)	Total Corr'd Power (dBm)	Power Limit (dBm)	Power Margin (dB)
Low	5510	10.66	10.66	24.00	-13.34
Mid	5550	10.73	10.73	24.00	-13.27
High	5670	10.70	10.70	24.00	-13.30
142	5710	10.72	10.72	24.00	-13.28

PSD Results

Channel	Frequency (MHz)	Antenna 5 Meas PSD (dBm/1MHz)	Total Corr'd PSD (dBm/1MHz)	PSD Limit (dBm/1MHz)	PSD Margin (dB)
Low	5510	9.271	9.381	11.00	-1.619
Mid	5550	9.805	9.915	11.00	-1.085
High	5670	9.709	9.819	11.00	-1.181
142	5710	10.258	10.368	11.00	-0.632

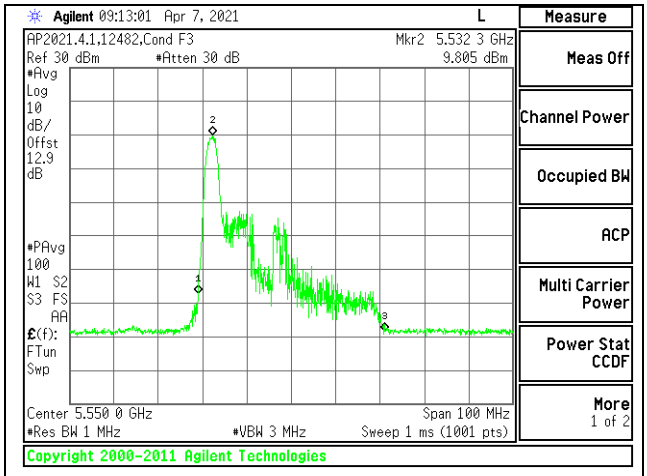

MID CHANNEL

UL VERIFICATION SERVICES INC.
47173 Benicia Street, Fremont, CA 94538; USA TEL:(510) 319-4000 FAX:(510) 661-0888

This report shall not be reproduced except in full, without the written approval of UL Verification Services Inc.

1TX Antenna 5 MODE (FCC): 26 Tones, RU Index 8

Test Engineer:	12482
Test Date:	6/13/21

Bandwidth, Antenna Gain, and Limits

Channel	Frequency (MHz)	Min 26dB BW (MHz)	Directional Gain (dBi)	Power Limit (dBm)	PSD Limit (dBm/1MHz)
Low	5510	23.086	-1.4	24.00	11.00
Mid	5550	22.970	-1.4	24.00	11.00
High	5670	23.686	-1.4	24.00	11.00
142	5710	24.560	-1.4	24.00	11.00

Duty Cycle CF (dB)	0.11	**Included in Calculations Corr'd PSD**

Output Power Results

Channel	Frequency (MHz)	Antenna 5 Meas Power (dBm)	Total Corr'd Power (dBm)	Power Limit (dBm)	Power Margin (dB)
Low	5510	10.69	10.69	24.00	-13.31
Mid	5550	10.68	10.68	24.00	-13.32
High	5670	10.70	10.70	24.00	-13.30
142	5710	10.72	10.72	24.00	-13.28

PSD Results

Channel	Frequency (MHz)	Antenna 5 Meas PSD (dBm/1MHz)	Total Corr'd PSD (dBm/1MHz)	PSD Limit (dBm/1MHz)	PSD Margin (dB)
Low	5510	9.620	9.730	11.00	-1.270
Mid	5550	9.388	9.498	11.00	-1.502
High	5670	9.563	9.673	11.00	-1.327
142	5710	10.162	10.272	11.00	-0.728

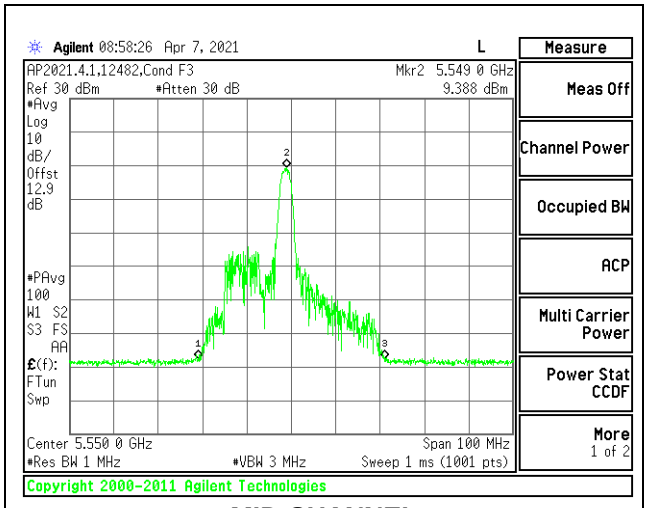

MID CHANNEL

UL VERIFICATION SERVICES INC.
47173 Benicia Street, Fremont, CA 94538; USA TEL:(510) 319-4000 FAX:(510) 661-0888

This report shall not be reproduced except in full, without the written approval of UL Verification Services Inc.

1TX Antenna 5 MODE (FCC): 26 Tones, RU Index 17

Test Engineer:	12482
Test Date:	4/7/21

Bandwidth, Antenna Gain, and Limits

Channel	Frequency (MHz)	Min 26dB BW (MHz)	Directional Gain (dBi)	Power Limit (dBm)	PSD Limit (dBm/1MHz)
Low	5510	20.649	-1.4	24.00	11.00
Mid	5550	20.142	-1.4	24.00	11.00
High	5670	20.675	-1.4	24.00	11.00
142	5710	20.557	-1.4	24.00	11.00

Duty Cycle CF (dB)	0.11	**Included in Calculations Corr'd PSD**

Output Power Results

Channel	Frequency (MHz)	Antenna 5 Meas Power (dBm)	Total Corr'd Power (dBm)	Power Limit (dBm)	Power Margin (dB)
Low	5510	10.70	10.70	24.00	-13.30
Mid	5550	10.70	10.70	24.00	-13.30
High	5670	10.72	10.72	24.00	-13.28
142	5710	10.71	10.71	24.00	-13.29

PSD Results

Channel	Frequency (MHz)	Antenna 5 Meas PSD (dBm/1MHz)	Total Corr'd PSD (dBm/1MHz)	PSD Limit (dBm/1MHz)	PSD Margin (dB)
Low	5510	9.780	9.890	11.00	-1.110
Mid	5550	9.330	9.440	11.00	-1.560
High	5670	9.936	10.046	11.00	-0.954
142	5710	9.858	9.968	11.00	-1.032

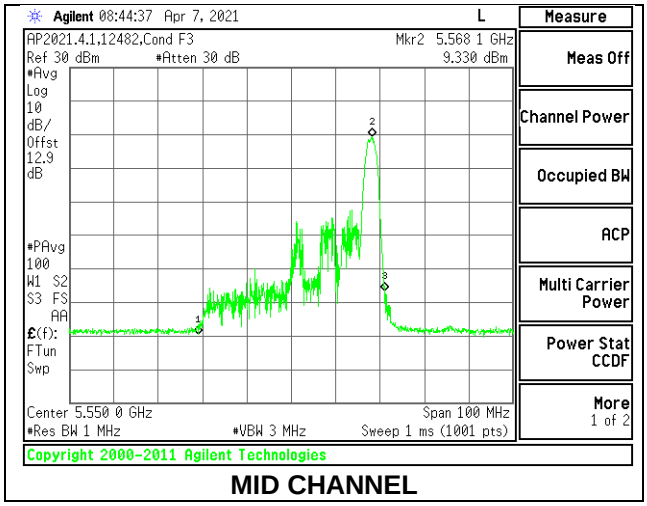

MID CHANNEL

UL VERIFICATION SERVICES INC.
47173 Benicia Street, Fremont, CA 94538; USA TEL:(510) 319-4000 FAX:(510) 661-0888

This report shall not be reproduced except in full, without the written approval of UL Verification Services Inc.

1TX Antenna 5 MODE (FCC): SU Mode

Test Engineer:	19232
Test Date:	7/24/21

Bandwidth, Antenna Gain, and Limits

Channel	Frequency (MHz)	Min 26dB BW (MHz)	Directional Gain (dBi)	Power Limit (dBm)	PSD Limit (dBm/1MHz)
Low	5510	39.954	-1.4	24.00	11.00
Mid	5550	39.904	-1.4	24.00	11.00
High	5670	40.223	-1.4	24.00	11.00
142	5710	35.000	-1.4	24.00	11.00

Duty Cycle CF (dB)	0.11	**Included in Calculations Corr'd PSD**

Output Power Results

Channel	Frequency (MHz)	Antenna 5 Meas Power (dBm)	Total Corr'd Power (dBm)	Power Limit (dBm)	Power Margin (dB)
Low	5510	15.72	15.72	24.00	-8.28
Mid	5550	20.24	20.24	24.00	-3.76
High	5670	19.73	19.73	24.00	-4.27
142	5710	20.18	20.18	24.00	-3.82

PSD Results

Channel	Frequency (MHz)	Antenna 5 Meas PSD (dBm/1MHz)	Total Corr'd PSD (dBm/1MHz)	PSD Limit (dBm/1MHz)	PSD Margin (dB)
Low	5510	2.032	2.142	11.00	-8.858
Mid	5550	6.110	6.220	11.00	-4.780
High	5670	6.384	6.494	11.00	-4.506
142	5710	6.067	6.177	11.00	-4.823

MID CHANNEL

UL VERIFICATION SERVICES INC.
47173 Benicia Street, Fremont, CA 94538; USA TEL:(510) 319-4000 FAX:(510) 661-0888

This report shall not be reproduced except in full, without the written approval of UL Verification Services Inc.

2TX Antenna 6 + Antenna 5 CDD MODE (FCC): 26 Tones, RU Index 0

Test Engineer:	12482
Test Date:	4/12/21, 4/20/21

Bandwidth, Antenna Gain, and Limits

Channel	Frequency (MHz)	Min 26dB BW (MHz)	Directional Gain for Power (dBi)	Directional Gain for PSD (dBi)	Power Limit (dBm)	PSD Limit (dBm/1MHz)
Low	5510	19.262	-1.45	1.56	23.85	11.00
Mid	5550	19.420	-1.45	1.56	23.88	11.00
High	5670	19.605	-1.45	1.56	23.92	11.00
142	5710	19.490	-1.45	1.56	23.90	11.00

Duty Cycle CF (dB)	0.09	**Included in Calculations of Corr'd PSD**

Output Power Results

Channel	Frequency (MHz)	Antenna 6 Meas Power (dBm)	Antenna 5 Meas Power (dBm)	Total Corr'd Power (dBm)	Power Limit (dBm)	Power Margin (dB)
Low	5510	8.69	8.70	11.71	23.85	-12.14
Mid	5550	8.71	8.68	11.71	23.88	-12.18
High	5670	8.70	8.69	11.71	23.92	-12.22
142	5710	8.70	8.71	11.72	23.90	-12.18

PSD Results

Channel	Frequency (MHz)	Antenna 6 Meas PSD (dBm/1MHz)	Antenna 5 Meas PSD (dBm/1MHz)	Total Corr'd PSD (dBm/1MHz)	PSD Limit (dBm/1MHz)	PSD Margin (dB)
Low	5510	6.579	6.682	9.731	11.00	-1.269
Mid	5550	6.640	6.456	9.649	11.00	-1.351
High	5670	7.001	6.841	10.022	11.00	-0.978
142	5710	7.066	7.274	10.272	11.00	-0.728

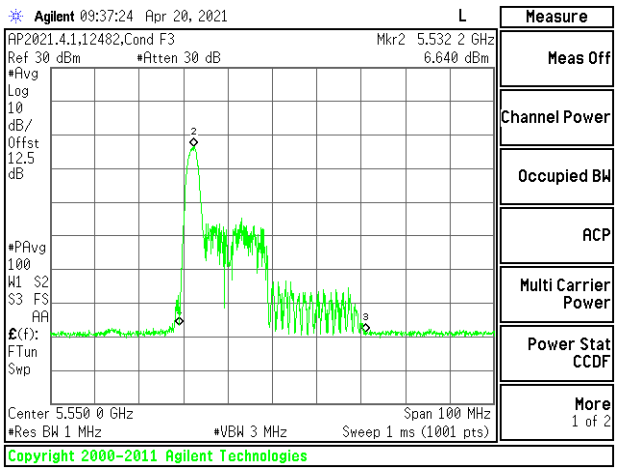

MID CHANNEL [ANT 6]

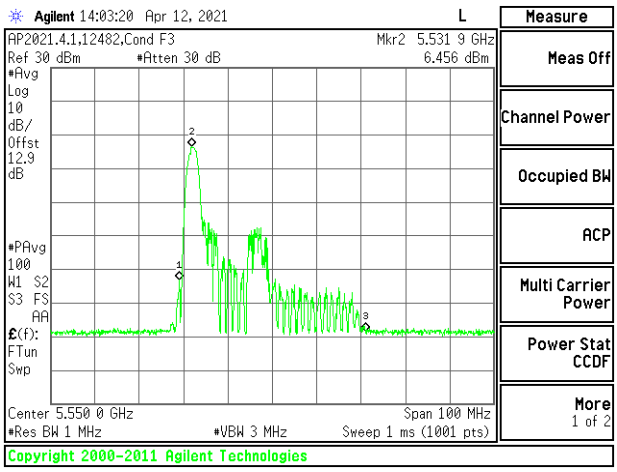

MID CHANNEL [ANT 5]

UL VERIFICATION SERVICES INC.
47173 Benicia Street, Fremont, CA 94538; USA TEL:(510) 319-4000 FAX:(510) 661-0888

This report shall not be reproduced except in full, without the written approval of UL Verification Services Inc.

2TX Antenna 6 + Antenna 5 CDD MODE (FCC): 26 Tones, RU Index 8

Test Engineer:	12482
Test Date:	4/20/21

Bandwidth, Antenna Gain, and Limits

Channel	Frequency (MHz)	Min 26dB BW (MHz)	Directional Gain for Power (dBi)	Directional Gain for PSD (dBi)	Power Limit (dBm)	PSD Limit (dBm/1MHz)
Low	5510	23.590	-1.45	1.56	24.00	11.00
Mid	5550	23.764	-1.45	1.56	24.00	11.00
High	5670	22.636	-1.45	1.56	24.00	11.00
142	5710	22.680	-1.45	1.56	24.00	11.00

Duty Cycle CF (dB)	0.09	**Included in Calculations of Corr'd PSD**

Output Power Results

Channel	Frequency (MHz)	Antenna 6 Meas Power (dBm)	Antenna 5 Meas Power (dBm)	Total Corr'd Power (dBm)	Power Limit (dBm)	Power Margin (dB)
Low	5510	8.70	8.70	11.71	24.00	-12.29
Mid	5550	8.72	8.69	11.72	24.00	-12.28
High	5670	8.69	8.73	11.72	24.00	-12.28
142	5710	8.72	8.71	11.73	24.00	-12.27

PSD Results

Channel	Frequency (MHz)	Antenna 6 Meas PSD (dBm/1MHz)	Antenna 5 Meas PSD (dBm/1MHz)	Total Corr'd PSD (dBm/1MHz)	PSD Limit (dBm/1MHz)	PSD Margin (dB)
Low	5510	6.124	6.262	9.294	11.00	-1.706
Mid	5550	6.315	5.974	9.248	11.00	-1.752
High	5670	6.069	6.570	9.427	11.00	-1.573
142	5710	7.336	7.018	10.280	11.00	-0.720

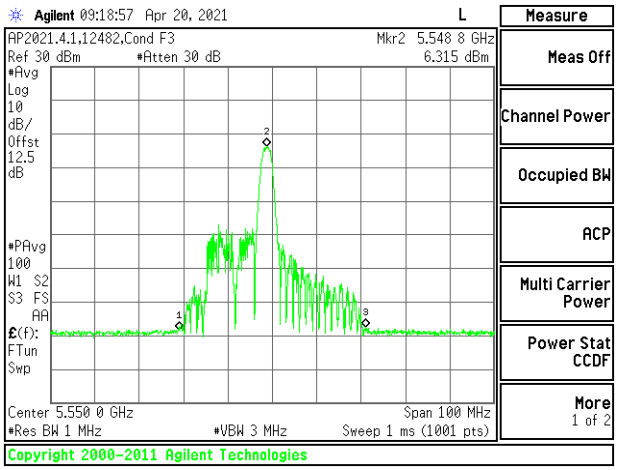

MID CHANNEL [ANT 6]

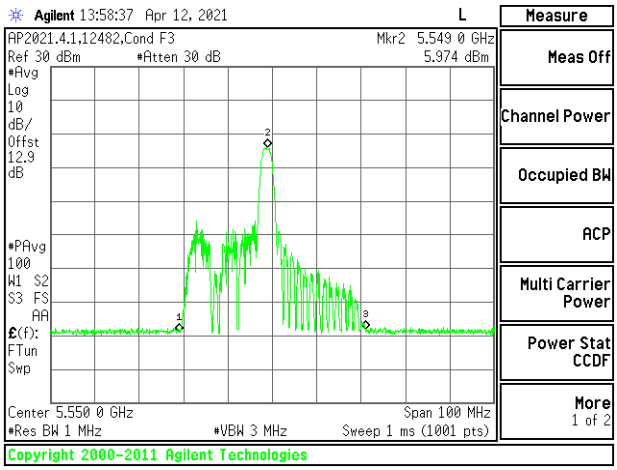

MID CHANNEL [ANT 5]

UL VERIFICATION SERVICES INC.
47173 Benicia Street, Fremont, CA 94538; USA TEL:(510) 319-4000 FAX:(510) 661-0888

This report shall not be reproduced except in full, without the written approval of UL Verification Services Inc.

2TX Antenna 6 + Antenna 5 CDD MODE (FCC): 26 Tones, RU Index 17

Test Engineer:	12482
Test Date:	4/20/21

Bandwidth, Antenna Gain, and Limits

Channel	Frequency (MHz)	Min 26dB BW (MHz)	Directional Gain for Power (dBi)	Directional Gain for PSD (dBi)	Power Limit (dBm)	PSD Limit (dBm/1MHz)
Low	5510	19.323	-1.45	1.56	23.86	11.00
Mid	5550	19.175	-1.45	1.56	23.83	11.00
High	5670	19.227	-1.45	1.56	23.84	11.00
142	5710	19.190	-1.45	1.56	23.83	11.00

Duty Cycle CF (dB)	0.09	**Included in Calculations of Corr'd PSD**

Output Power Results

Channel	Frequency (MHz)	Antenna 6 Meas Power (dBm)	Antenna 5 Meas Power (dBm)	Total Corr'd Power (dBm)	Power Limit (dBm)	Power Margin (dB)
Low	5510	8.73	8.74	11.75	23.86	-12.12
Mid	5550	8.72	8.71	11.73	23.83	-12.10
High	5670	8.69	8.70	11.71	23.84	-12.13
142	5710	8.70	8.71	11.72	23.83	-12.12

PSD Results

Channel	Frequency (MHz)	Antenna 6 Meas PSD (dBm/1MHz)	Antenna 5 Meas PSD (dBm/1MHz)	Total Corr'd PSD (dBm/1MHz)	PSD Limit (dBm/1MHz)	PSD Margin (dB)
Low	5510	6.871	7.134	10.105	11.00	-0.895
Mid	5550	6.597	6.377	9.589	11.00	-1.411
High	5670	6.474	6.797	9.739	11.00	-1.261
142	5710	7.626	7.722	10.775	11.00	-0.225

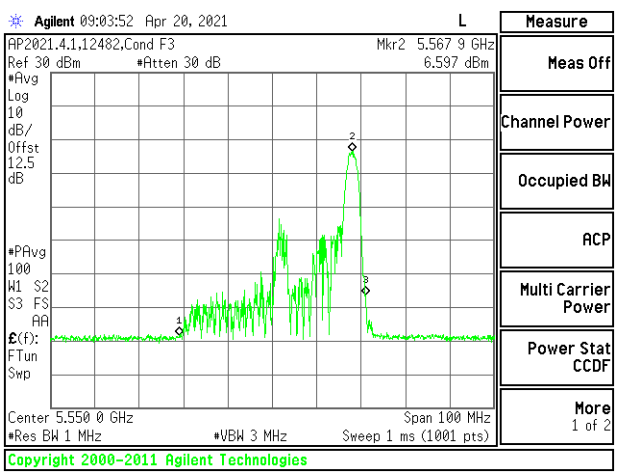

MID CHANNEL [ANT 6]

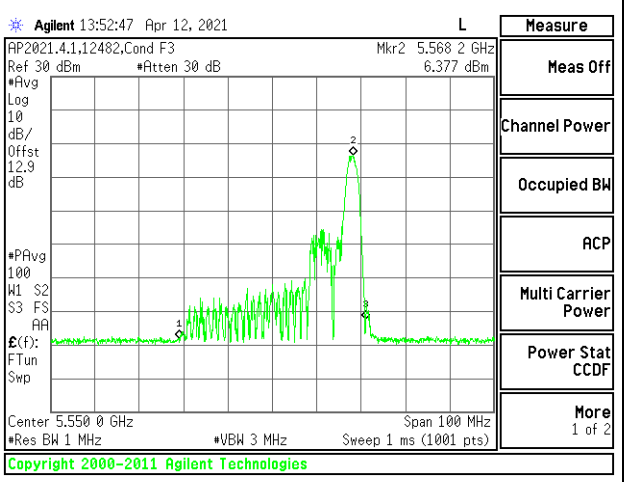

MID CHANNEL [ANT 5]

UL VERIFICATION SERVICES INC.
47173 Benicia Street, Fremont, CA 94538; USA TEL:(510) 319-4000 FAX:(510) 661-0888

This report shall not be reproduced except in full, without the written approval of UL Verification Services Inc.

2TX Antenna 6 + Antenna 5 CDD MODE (FCC): SU Mode

Test Engineer:	12482
Test Date:	4/12/21, 4/20/21

Bandwidth, Antenna Gain, and Limits

Channel	Frequency (MHz)	Min 26dB BW (MHz)	Directional Gain for Power (dBi)	Directional Gain for PSD (dBi)	Power Limit (dBm)	PSD Limit (dBm/1MHz)
Low	5510	39.777	-1.45	1.56	24.00	11.00
Mid	5550	39.857	-1.45	1.56	24.00	11.00
High	5670	39.433	-1.45	1.56	24.00	11.00
142	5710	37.115	-1.45	1.56	24.00	11.00

Duty Cycle CF (dB)	0.09	**Included in Calculations of Corr'd PSD**

Output Power Results

Channel	Frequency (MHz)	Antenna 6 Meas Power (dBm)	Antenna 5 Meas Power (dBm)	Total Corr'd Power (dBm)	Power Limit (dBm)	Power Margin (dB)
Low	5510	15.23	15.20	18.23	24.00	-5.77
Mid	5550	19.21	19.23	22.23	24.00	-1.77
High	5670	19.18	19.16	22.18	24.00	-1.82
142	5710	19.22	19.25	22.25	24.00	-1.75

PSD Results

Channel	Frequency (MHz)	Antenna 6 Meas PSD (dBm/1MHz)	Antenna 5 Meas PSD (dBm/1MHz)	Total Corr'd PSD (dBm/1MHz)	PSD Limit (dBm/1MHz)	PSD Margin (dB)
Low	5510	1.453	0.934	4.302	11.00	-6.698
Mid	5550	5.362	5.583	8.574	11.00	-2.426
High	5670	5.350	5.013	8.285	11.00	-2.715
142	5710	5.688	5.947	8.920	11.00	-2.080

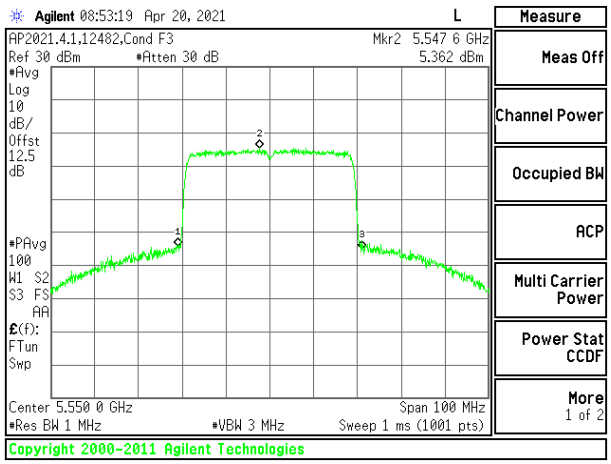

MID CHANNEL [ANT 6]

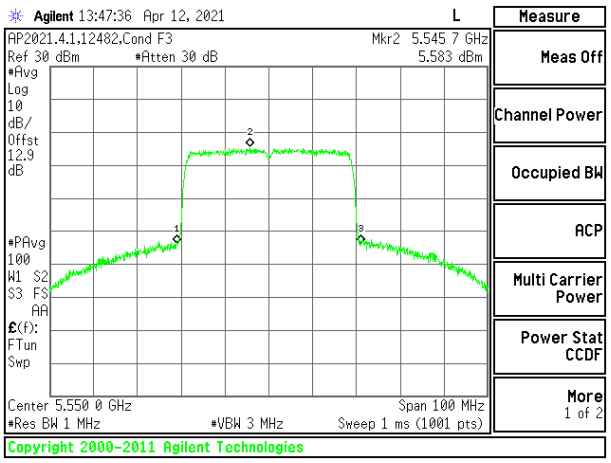

MID CHANNEL [ANT 5]

UL VERIFICATION SERVICES INC.
47173 Benicia Street, Fremont, CA 94538; USA TEL:(510) 319-4000 FAX:(510) 661-0888

This report shall not be reproduced except in full, without the written approval of UL Verification Services Inc.

9.4.18. 802.11ax HE80 MODE IN THE 5.6 GHz BAND

1TX Antenna 6 MODE (FCC): 26 Tones, RU Index 0

Test Engineer:	12482
Test Date:	4/16/21

Bandwidth, Antenna Gain, and Limits

Channel	Frequency (MHz)	Min 26dB BW (MHz)	Directional Gain (dBi)	Power Limit (dBm)	PSD Limit (dBm/1MHz)
Low	5530	20.012	-1.5	24.00	11.00
High	5610	20.331	-1.5	24.00	11.00
138	5690	19.550	-1.5	23.91	11.00

Duty Cycle CF (dB)	0.11	**Included in Calculations Corr'd PSD**

Output Power Results

Channel	Frequency (MHz)	Antenna 6 Meas Power (dBm)	Total Corr'd Power (dBm)	Power Limit (dBm)	Power Margin (dB)
Low	5530	10.75	10.75	24.00	-13.25
High	5610	10.73	10.73	24.00	-13.27
138	5690	10.74	10.74	23.91	-13.17

PSD Results

Channel	Frequency (MHz)	Antenna 6 Meas PSD (dBm/1MHz)	Total Corr'd PSD (dBm/1MHz)	PSD Limit (dBm/1MHz)	PSD Margin (dB)
Low	5530	9.694	9.804	11.00	-1.196
High	5610	9.422	9.532	11.00	-1.468
138	5690	9.935	10.045	11.00	-0.955

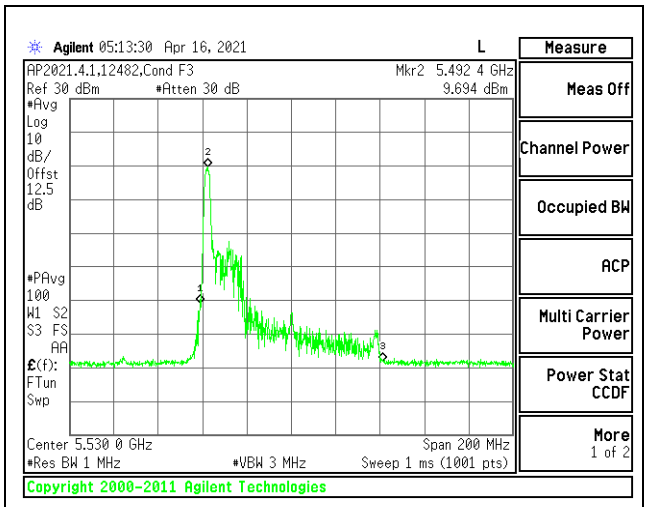

LOW CHANNEL

UL VERIFICATION SERVICES INC.
47173 Benicia Street, Fremont, CA 94538; USA TEL:(510) 319-4000 FAX:(510) 661-0888

This report shall not be reproduced except in full, without the written approval of UL Verification Services Inc.

1TX Antenna 6 MODE (FCC): 26 Tones, RU Index 18

Test Engineer:	12482
Test Date:	4/16/21

Bandwidth, Antenna Gain, and Limits

Channel	Frequency (MHz)	Min 26dB BW (MHz)	Directional Gain (dBi)	Power Limit (dBm)	PSD Limit (dBm/1MHz)
Low	5530	39.365	-1.5	24.00	11.00
High	5610	38.996	-1.5	24.00	11.00
138	5690	40.120	-1.5	24.00	11.00

Duty Cycle CF (dB)	0.11	**Included in Calculations Corr'd PSD**

Output Power Results

Channel	Frequency (MHz)	Antenna 6 Meas Power (dBm)	Total Corr'd Power (dBm)	Power Limit (dBm)	Power Margin (dB)
Low	5530	10.69	10.69	24.00	-13.31
High	5610	10.72	10.72	24.00	-13.28
138	5690	10.73	10.73	24.00	-13.27

PSD Results

Channel	Frequency (MHz)	Antenna 6 Meas PSD (dBm/1MHz)	Total Corr'd PSD (dBm/1MHz)	PSD Limit (dBm/1MHz)	PSD Margin (dB)
Low	5530	7.879	7.989	11.00	-3.011
High	5610	8.096	8.206	11.00	-2.794
138	5690	9.186	9.296	11.00	-1.704

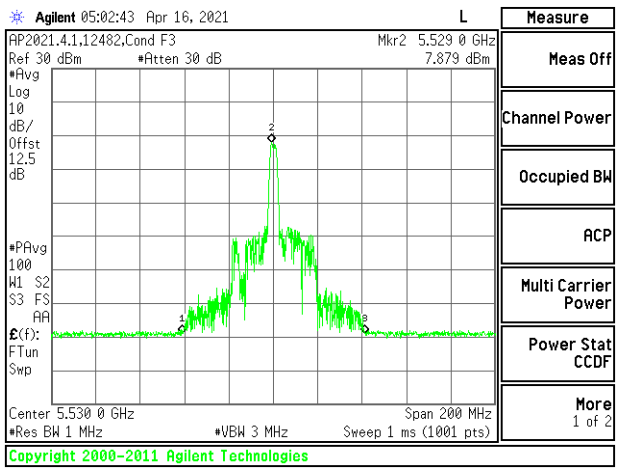

LOW CHANNEL

UL VERIFICATION SERVICES INC.
47173 Benicia Street, Fremont, CA 94538; USA TEL:(510) 319-4000 FAX:(510) 661-0888

This report shall not be reproduced except in full, without the written approval of UL Verification Services Inc.

1TX Antenna 6 MODE (FCC): 26 Tones, RU Index 36

Test Engineer:	12482
Test Date:	4/16/21

Bandwidth, Antenna Gain, and Limits

Channel	Frequency (MHz)	Min 26dB BW (MHz)	Directional Gain (dBi)	Power Limit (dBm)	PSD Limit (dBm/1MHz)
Low	5530	21.724	-1.5	24.00	11.00
High	5610	21.876	-1.5	24.00	11.00
138	5690	20.780	-1.5	24.00	11.00

Duty Cycle CF (dB)	0.11	**Included in Calculations Corr'd PSD**

Output Power Results

Channel	Frequency (MHz)	Antenna 6 Meas Power (dBm)	Total Corr'd Power (dBm)	Power Limit (dBm)	Power Margin (dB)
Low	5530	10.70	10.70	24.00	-13.30
High	5610	10.71	10.71	24.00	-13.29
138	5690	10.73	10.73	24.00	-13.27

PSD Results

Channel	Frequency (MHz)	Antenna 6 Meas PSD (dBm/1MHz)	Total Corr'd PSD (dBm/1MHz)	PSD Limit (dBm/1MHz)	PSD Margin (dB)
Low	5530	9.439	9.549	11.00	-1.451
High	5610	9.681	9.791	11.00	-1.209
138	5690	10.017	10.127	11.00	-0.873

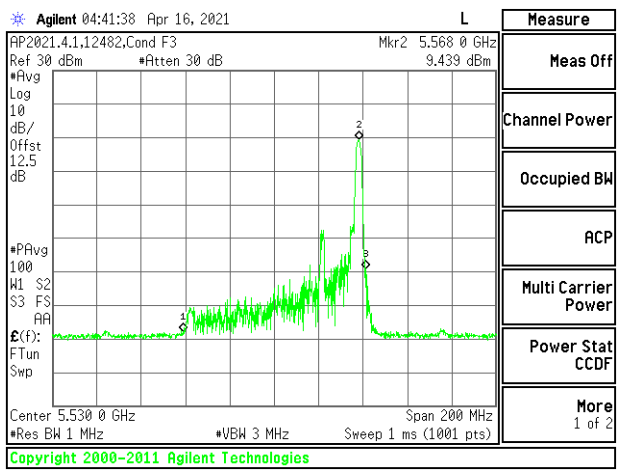

LOW CHANNEL

UL VERIFICATION SERVICES INC.
47173 Benicia Street, Fremont, CA 94538; USA TEL:(510) 319-4000 FAX:(510) 661-0888

This report shall not be reproduced except in full, without the written approval of UL Verification Services Inc.

1TX Antenna 6 MODE (FCC): SU Mode

Test Engineer:	12482
Test Date:	4/16/21

Bandwidth, Antenna Gain, and Limits

Channel	Frequency (MHz)	Min 26dB BW (MHz)	Directional Gain (dBi)	Power Limit (dBm)	PSD Limit (dBm/1MHz)
Low	5530	80.501	-1.5	24.00	11.00
High	5610	81.154	-1.5	24.00	11.00
138	5690	75.395	-1.5	24.00	11.00

Duty Cycle CF (dB)	0.11	**Included in Calculations Corr'd PSD**

Output Power Results

Channel	Frequency (MHz)	Antenna 6 Meas Power (dBm)	Total Corr'd Power (dBm)	Power Limit (dBm)	Power Margin (dB)
Low	5530	15.72	15.72	24.00	-8.28
High	5610	20.20	20.20	24.00	-3.80
138	5690	20.22	20.22	24.00	-3.78

PSD Results

Channel	Frequency (MHz)	Antenna 6 Meas PSD (dBm/1MHz)	Total Corr'd PSD (dBm/1MHz)	PSD Limit (dBm/1MHz)	PSD Margin (dB)
Low	5530	-1.284	-1.174	11.00	-12.174
High	5610	3.367	3.477	11.00	-7.523
138	5690	3.616	3.726	11.00	-7.274

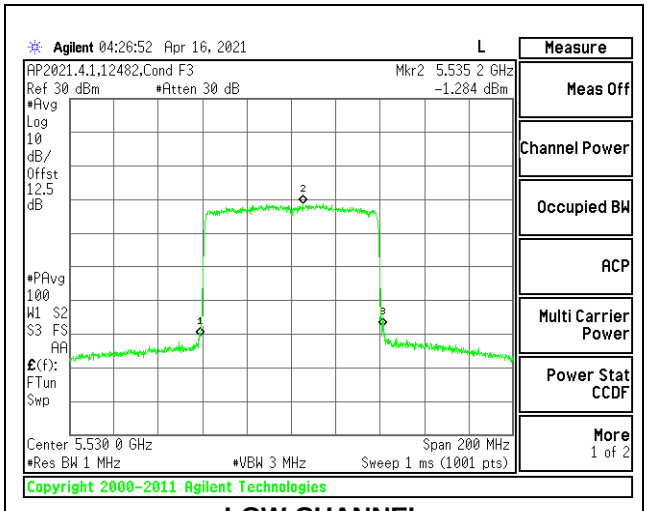

LOW CHANNEL

UL VERIFICATION SERVICES INC.
47173 Benicia Street, Fremont, CA 94538; USA TEL:(510) 319-4000 FAX:(510) 661-0888

This report shall not be reproduced except in full, without the written approval of UL Verification Services Inc.

1TX Antenna 5 MODE (FCC): 26 Tones, RU Index 0

Test Engineer:	12482
Test Date:	4/9/21

Bandwidth, Antenna Gain, and Limits

Channel	Frequency (MHz)	Min 26dB BW (MHz)	Directional Gain (dBi)	Power Limit (dBm)	PSD Limit (dBm/1MHz)
Low	5530	19.82	-1.4	23.97	11.00
High	5610	19.86	-1.4	23.98	11.00
138	5690	18.96	-1.4	23.78	11.00

Duty Cycle CF (dB)	0.11	**Included in Calculations Corr'd PSD**

Output Power Results

Channel	Frequency (MHz)	Antenna 5 Meas Power (dBm)	Total Corr'd Power (dBm)	Power Limit (dBm)	Power Margin (dB)
Low	5530	10.74	10.74	23.97	-13.23
High	5610	10.71	10.71	23.98	-13.27
138	5690	10.73	10.73	23.78	-13.05

PSD Results

Channel	Frequency (MHz)	Antenna 5 Meas PSD (dBm/1MHz)	Total Corr'd PSD (dBm/1MHz)	PSD Limit (dBm/1MHz)	PSD Margin (dB)
Low	5530	9.352	9.462	11.00	-1.538
High	5610	8.931	9.041	11.00	-1.959
138	5690	9.942	10.052	11.00	-0.948

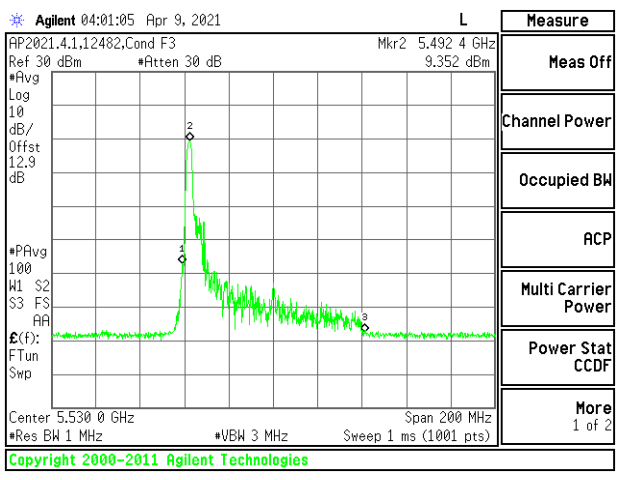

LOW CHANNEL

UL VERIFICATION SERVICES INC.
47173 Benicia Street, Fremont, CA 94538; USA TEL:(510) 319-4000 FAX:(510) 661-0888

This report shall not be reproduced except in full, without the written approval of UL Verification Services Inc.

1TX Antenna 5 MODE (FCC): 26 Tones, RU Index 18

Test Engineer:	12482
Test Date:	4/9/21

Bandwidth, Antenna Gain, and Limits

Channel	Frequency (MHz)	Min 26dB BW (MHz)	Directional Gain (dBi)	Power Limit (dBm)	PSD Limit (dBm/1MHz)
Low	5530	38.34	-1.4	24.00	11.00
High	5610	38.72	-1.4	24.00	11.00
138	5690	39.15	-1.4	24.00	11.00

Duty Cycle CF (dB)	0.11	**Included in Calculations Corr'd PSD**

Output Power Results

Channel	Frequency (MHz)	Antenna 5 Meas Power (dBm)	Total Corr'd Power (dBm)	Power Limit (dBm)	Power Margin (dB)
Low	5530	10.70	10.70	24.00	-13.30
High	5610	10.71	10.71	24.00	-13.29
138	5690	10.73	10.73	24.00	-13.27

PSD Results

Channel	Frequency (MHz)	Antenna 5 Meas PSD (dBm/1MHz)	Total Corr'd PSD (dBm/1MHz)	PSD Limit (dBm/1MHz)	PSD Margin (dB)
Low	5530	7.912	8.022	11.00	-2.978
High	5610	8.010	8.120	11.00	-2.880
138	5690	8.643	8.753	11.00	-2.247

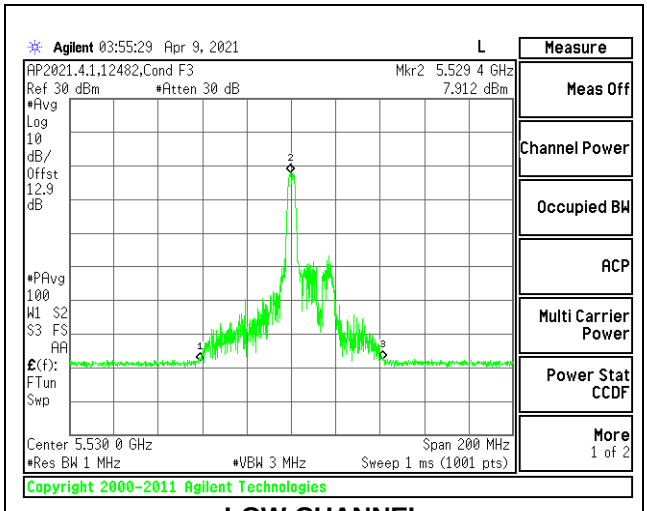

LOW CHANNEL

UL VERIFICATION SERVICES INC.
47173 Benicia Street, Fremont, CA 94538; USA TEL:(510) 319-4000 FAX:(510) 661-0888

This report shall not be reproduced except in full, without the written approval of UL Verification Services Inc.

1TX Antenna 5 MODE (FCC): 26 Tones, RU Index 36

Test Engineer:	12482
Test Date:	4/9/21

Bandwidth, Antenna Gain, and Limits

Channel	Frequency (MHz)	Min 26dB BW (MHz)	Directional Gain (dBi)	Power Limit (dBm)	PSD Limit (dBm/1MHz)
Low	5530	20.96	-1.4	24.00	11.00
High	5610	21.39	-1.4	24.00	11.00
138	5690	21.10	-1.4	24.00	11.00

Duty Cycle CF (dB)	0.11	**Included in Calculations Corr'd PSD**

Output Power Results

Channel	Frequency (MHz)	Antenna 5 Meas Power (dBm)	Total Corr'd Power (dBm)	Power Limit (dBm)	Power Margin (dB)
Low	5530	10.69	10.69	24.00	-13.31
High	5610	10.72	10.72	24.00	-13.28
138	5690	10.72	10.72	24.00	-13.28

PSD Results

Channel	Frequency (MHz)	Antenna 5 Meas PSD (dBm/1MHz)	Total Corr'd PSD (dBm/1MHz)	PSD Limit (dBm/1MHz)	PSD Margin (dB)
Low	5530	8.922	9.032	11.00	-1.968
High	5610	9.272	9.382	11.00	-1.618
138	5690	10.211	10.321	11.00	-0.679

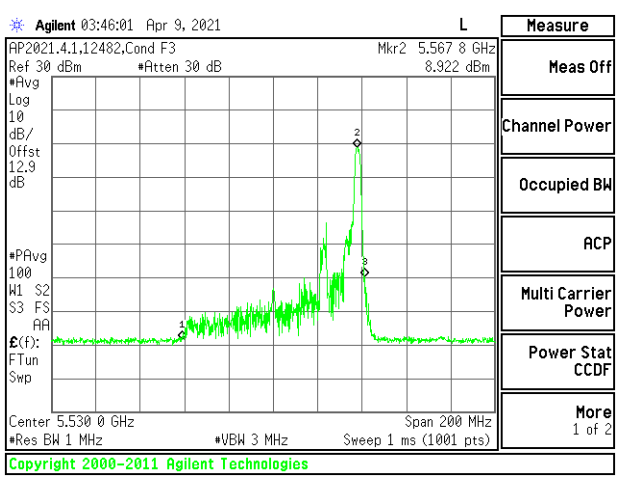

LOW CHANNEL

UL VERIFICATION SERVICES INC.
47173 Benicia Street, Fremont, CA 94538; USA TEL:(510) 319-4000 FAX:(510) 661-0888

This report shall not be reproduced except in full, without the written approval of UL Verification Services Inc.

1TX Antenna 5 MODE (FCC): SU Mode

Test Engineer:	12482
Test Date:	4/12/21

Bandwidth, Antenna Gain, and Limits

Channel	Frequency (MHz)	Min 26dB BW (MHz)	Directional Gain (dBi)	Power Limit (dBm)	PSD Limit (dBm/1MHz)
Low	5530	81.001	-1.4	24.00	11.00
High	5610	80.496	-1.4	24.00	11.00
138	5690	75.160	-1.4	24.00	11.00

Duty Cycle CF (dB)	0.11	**Included in Calculations Corr'd PSD**

Output Power Results

Channel	Frequency (MHz)	Antenna 5 Meas Power (dBm)	Total Corr'd Power (dBm)	Power Limit (dBm)	Power Margin (dB)
Low	5530	15.72	15.72	24.00	-8.28
High	5610	20.21	20.21	24.00	-3.79
138	5690	20.23	20.23	24.00	-3.77

PSD Results

Channel	Frequency (MHz)	Antenna 5 Meas PSD (dBm/1MHz)	Total Corr'd PSD (dBm/1MHz)	PSD Limit (dBm/1MHz)	PSD Margin (dB)
Low	5530	-1.329	-1.219	11.00	-12.219
High	5610	3.182	3.292	11.00	-7.708
138	5690	3.780	3.890	11.00	-7.110

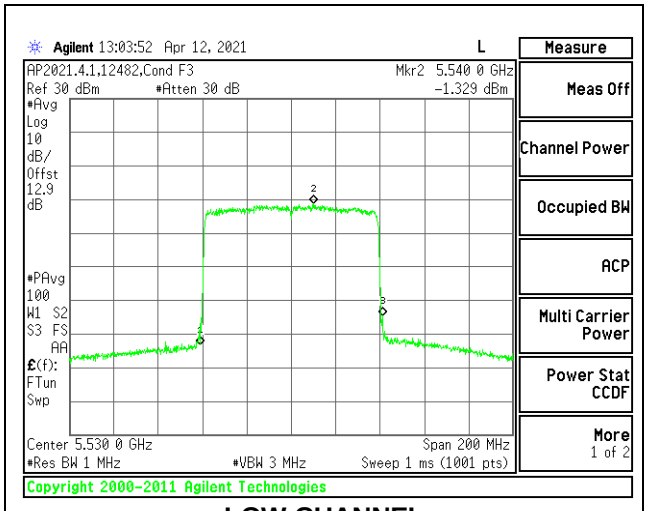

LOW CHANNEL

UL VERIFICATION SERVICES INC.
47173 Benicia Street, Fremont, CA 94538; USA TEL:(510) 319-4000 FAX:(510) 661-0888

This report shall not be reproduced except in full, without the written approval of UL Verification Services Inc.

2TX Antenna 6 + Antenna 5 CDD MODE (FCC): 26 Tones, RU Index 0

Test Engineer:	12482
Test Date:	4/14/21, 4/16/21

Bandwidth, Antenna Gain, and Limits

Channel	Frequency (MHz)	Min 26dB BW (MHz)	Directional Gain for Power (dBi)	Directional Gain for PSD (dBi)	Power Limit (dBm)	PSD Limit (dBm/1MHz)
Low	5530	19.955	-1.45	1.56	24.00	11.00
High	5610	19.486	-1.45	1.56	23.90	11.00
138	5690	18.820	-1.45	1.56	23.75	11.00

Duty Cycle CF (dB)	0.13	**Included in Calculations of Corr'd PSD**

Output Power Results

Channel	Frequency (MHz)	Antenna 6 Meas Power (dBm)	Antenna 5 Meas Power (dBm)	Total Corr'd Power (dBm)	Power Limit (dBm)	Power Margin (dB)
Low	5530	8.70	8.69	11.71	24.00	-12.29
High	5610	8.73	8.74	11.75	23.90	-12.15
138	5690	8.72	8.73	11.74	23.75	-12.01

PSD Results

Channel	Frequency (MHz)	Antenna 6 Meas PSD (dBm/1MHz)	Antenna 5 Meas PSD (dBm/1MHz)	Total Corr'd PSD (dBm/1MHz)	PSD Limit (dBm/1MHz)	PSD Margin (dB)
Low	5530	6.345	6.242	9.434	11.00	-1.566
High	5610	6.763	6.815	9.929	11.00	-1.071
138	5690	7.127	7.224	10.316	11.00	-0.684

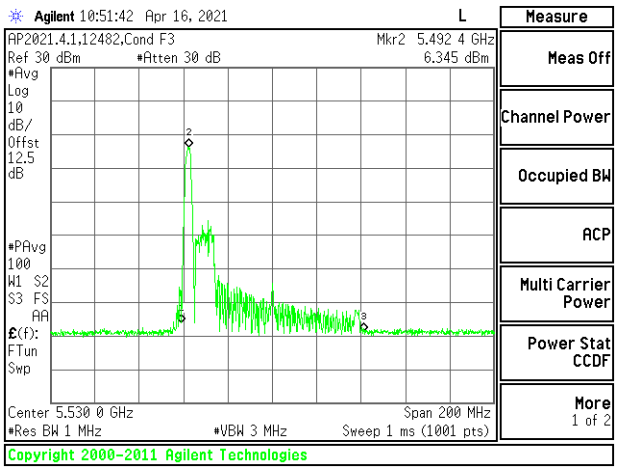

LOW CHANNEL [ANT 6]

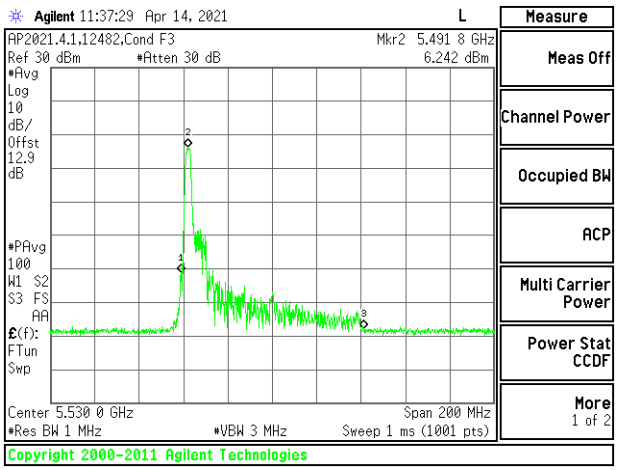

LOW CHANNEL [ANT 5]

UL VERIFICATION SERVICES INC.
47173 Benicia Street, Fremont, CA 94538; USA TEL:(510) 319-4000 FAX:(510) 661-0888

This report shall not be reproduced except in full, without the written approval of UL Verification Services Inc.

2TX Antenna 6 + Antenna 5 CDD MODE (FCC): 26 Tones, RU Index 18

Test Engineer:	12482
Test Date:	4/14/21, 4/16/21

Bandwidth, Antenna Gain, and Limits

Channel	Frequency (MHz)	Min 26dB BW (MHz)	Directional Gain for Power (dBi)	Directional Gain for PSD (dBi)	Power Limit (dBm)	PSD Limit (dBm/1MHz)
Low	5530	38.341	-1.45	1.56	24.00	11.00
High	5610	38.046	-1.45	1.56	24.00	11.00
138	5690	39.090	-1.45	1.56	24.00	11.00

Duty Cycle CF (dB)	0.13	**Included in Calculations of Corr'd PSD**

Output Power Results

Channel	Frequency (MHz)	Antenna 6 Meas Power (dBm)	Antenna 5 Meas Power (dBm)	Total Corr'd Power (dBm)	Power Limit (dBm)	Power Margin (dB)
Low	5530	8.69	8.68	11.70	24.00	-12.30
High	5610	8.69	8.67	11.69	24.00	-12.31
138	5690	8.72	8.70	11.72	24.00	-12.28

PSD Results

Channel	Frequency (MHz)	Antenna 6 Meas PSD (dBm/1MHz)	Antenna 5 Meas PSD (dBm/1MHz)	Total Corr'd PSD (dBm/1MHz)	PSD Limit (dBm/1MHz)	PSD Margin (dB)
Low	5530	5.436	5.355	8.536	11.00	-2.464
High	5610	5.291	5.211	8.391	11.00	-2.609
138	5690	5.826	5.969	9.038	11.00	-1.962

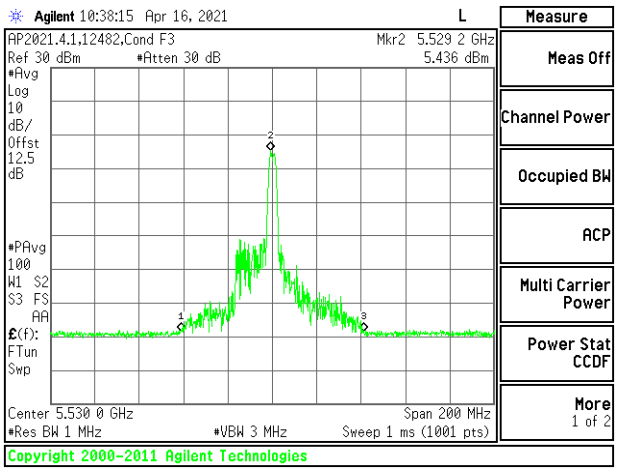

LOW CHANNEL [ANT 6]

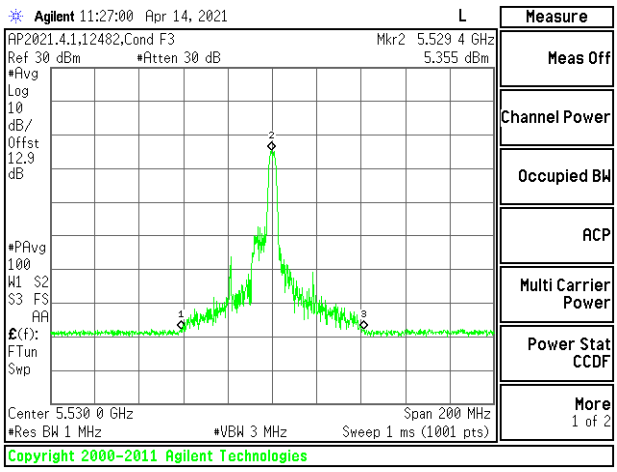

LOW CHANNEL [ANT 5]

UL VERIFICATION SERVICES INC.
47173 Benicia Street, Fremont, CA 94538; USA TEL:(510) 319-4000 FAX:(510) 661-0888

This report shall not be reproduced except in full, without the written approval of UL Verification Services Inc.

2TX Antenna 6 + Antenna 5 CDD MODE (FCC): 26 Tones, RU Index 36

Test Engineer:	12482
Test Date:	4/14/21, 4/16/21

Bandwidth, Antenna Gain, and Limits

Channel	Frequency (MHz)	Min 26dB BW (MHz)	Directional Gain for Power (dBi)	Directional Gain for PSD (dBi)	Power Limit (dBm)	PSD Limit (dBm/1MHz)
Low	5530	19.642	-1.45	1.56	23.93	11.00
High	5610	19.994	-1.45	1.56	24.00	11.00
138	5690	19.320	-1.45	1.56	23.86	11.00

Duty Cycle CF (dB)	0.13	**Included in Calculations of Corr'd PSD**

Output Power Results

Channel	Frequency (MHz)	Antenna 6 Meas Power (dBm)	Antenna 5 Meas Power (dBm)	Total Corr'd Power (dBm)	Power Limit (dBm)	Power Margin (dB)
Low	5530	8.73	8.70	11.73	23.93	-12.21
High	5610	8.72	8.73	11.74	24.00	-12.26
138	5690	8.74	8.73	11.75	23.86	-12.11

PSD Results

Channel	Frequency (MHz)	Antenna 6 Meas PSD (dBm/1MHz)	Antenna 5 Meas PSD (dBm/1MHz)	Total Corr'd PSD (dBm/1MHz)	PSD Limit (dBm/1MHz)	PSD Margin (dB)
Low	5530	6.703	6.357	9.674	11.00	-1.326
High	5610	6.470	6.715	9.735	11.00	-1.265
138	5690	7.154	7.251	10.343	11.00	-0.657

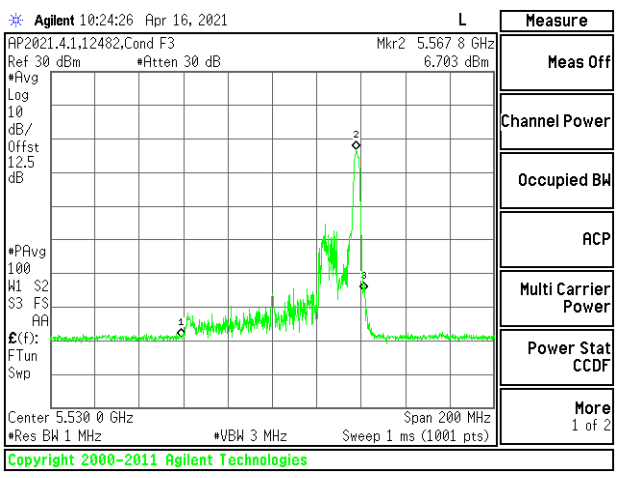

LOW CHANNEL [ANT 6]

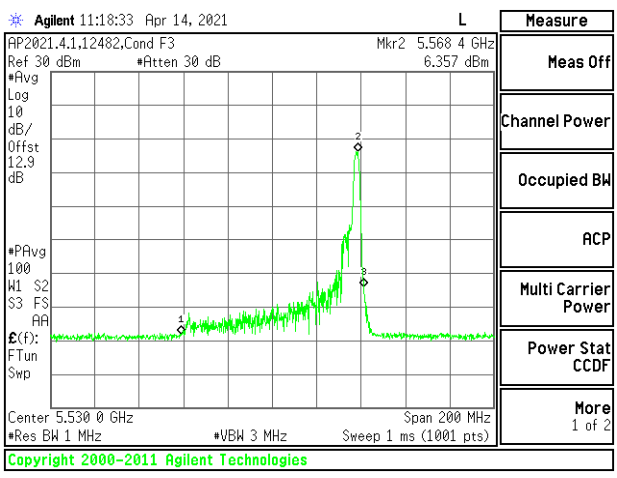

LOW CHANNEL [ANT 5]

UL VERIFICATION SERVICES INC.
47173 Benicia Street, Fremont, CA 94538; USA TEL:(510) 319-4000 FAX:(510) 661-0888

This report shall not be reproduced except in full, without the written approval of UL Verification Services Inc.

2TX Antenna 6 + Antenna 5 CDD MODE (FCC): SU Mode

Test Engineer:	12482
Test Date:	4/14/21, 4/16/21

Bandwidth, Antenna Gain, and Limits

Channel	Frequency (MHz)	Min 26dB BW (MHz)	Directional Gain for Power (dBi)	Directional Gain for PSD (dBi)	Power Limit (dBm)	PSD Limit (dBm/1MHz)
Low	5530	80.843	-1.45	1.56	24.00	11.00
High	5610	79.990	-1.45	1.56	24.00	11.00
138	5690	75.180	-1.45	1.56	24.00	11.00

Duty Cycle CF (dB)	0.13	**Included in Calculations of Corr'd PSD**

Output Power Results

Channel	Frequency (MHz)	Antenna 6 Meas Power (dBm)	Antenna 5 Meas Power (dBm)	Total Corr'd Power (dBm)	Power Limit (dBm)	Power Margin (dB)
Low	5530	14.72	14.70	17.72	24.00	-6.28
High	5610	19.70	19.72	22.72	24.00	-1.28
138	5690	19.74	19.70	22.73	24.00	-1.27

PSD Results

Channel	Frequency (MHz)	Antenna 6 Meas PSD (dBm/1MHz)	Antenna 5 Meas PSD (dBm/1MHz)	Total Corr'd PSD (dBm/1MHz)	PSD Limit (dBm/1MHz)	PSD Margin (dB)
Low	5530	-2.293	-2.496	0.747	11.00	-10.253
High	5610	2.888	2.745	5.957	11.00	-5.043
138	5690	3.220	3.054	6.278	11.00	-4.722

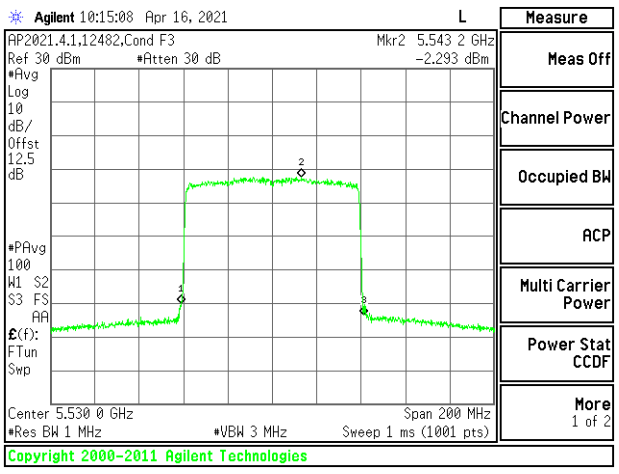

LOW CHANNEL [ANT 6]

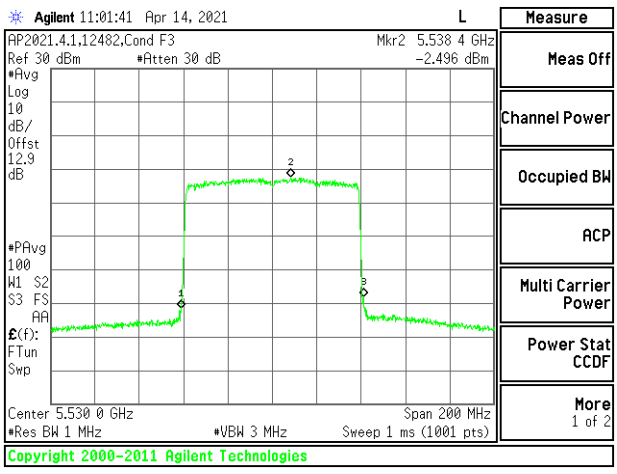

LOW CHANNEL [ANT 5]

UL VERIFICATION SERVICES INC.
47173 Benicia Street, Fremont, CA 94538; USA TEL:(510) 319-4000 FAX:(510) 661-0888

This report shall not be reproduced except in full, without the written approval of UL Verification Services Inc.

9.4.19. 802.11n HT20 MODE IN THE 5.8 GHz BAND

1TX Antenna 6 MODE (FCC)

Test Engineer:	25005
Test Date:	7/24/21

Antenna Gain and Limit

Channel	Frequency (MHz)	Directional Gain (dBi)	Power Limit (dBm)	PSD Limit (dBm/500KHz)
Low	5745	-3.20	30.00	30.00
Mid	5785	-3.20	30.00	30.00
High	5825	-3.20	30.00	30.00

Duty Cycle CF (dB)	0.00	**Included in Calculations of Corr'd PSD**

Output Power Results

Channel	Frequency (MHz)	Antenna 6 Meas Power (dBm)	Total Corr'd Power (dBm)	Power Limit (dBm)	Power Margin (dB)
Low	5745	21.20	21.20	30.00	-8.80
Mid	5785	21.21	21.21	30.00	-8.79
High	5825	21.18	21.18	30.00	-8.82

PSD Results

Channel	Frequency (MHz)	Antenna 6 Meas PSD (dBm/500KHz)	Total Corr'd PSD (dBm/500KHz)	PSD Limit (dBm/500KHz)	PSD Margin (dB)
Low	5745	8.708	8.708	30.00	-21.29
Mid	5785	8.762	8.762	30.00	-21.24
High	5825	8.647	8.647	30.00	-21.35

MID CHANNEL

UL VERIFICATION SERVICES INC.
47173 Benicia Street, Fremont, CA 94538; USA TEL:(510) 319-4000 FAX:(510) 661-0888

This report shall not be reproduced except in full, without the written approval of UL Verification Services Inc.

1TX Antenna 5 MODE (FCC)

Test Engineer:	25005
Test Date:	7/24/21

Antenna Gain and Limit

Channel	Frequency (MHz)	Directional Gain (dBi)	Power Limit (dBm)	PSD Limit (dBm/500KHz)
Low	5745	-1.20	30.00	30.00
Mid	5785	-1.20	30.00	30.00
High	5825	-1.20	30.00	30.00

Duty Cycle CF (dB)	0.00	**Included in Calculations of Corr'd PSD**

Output Power Results

Channel	Frequency (MHz)	Antenna 5 Meas Power (dBm)	Total Corr'd Power (dBm)	Power Limit (dBm)	Power Margin (dB)
Low	5745	21.19	21.19	30.00	-8.81
Mid	5785	21.25	21.25	30.00	-8.75
High	5825	21.23	21.23	30.00	-8.77

PSD Results

Channel	Frequency (MHz)	Antenna 5 Meas PSD (dBm/500KHz)	Total Corr'd PSD (dBm/500KHz)	PSD Limit (dBm/500KHz)	PSD Margin (dB)
Low	5745	8.642	8.642	30.00	-21.36
Mid	5785	8.760	8.760	30.00	-21.24
High	5825	8.714	8.714	30.00	-21.29

MID CHANNEL

UL VERIFICATION SERVICES INC.
47173 Benicia Street, Fremont, CA 94538; USA TEL:(510) 319-4000 FAX:(510) 661-0888

This report shall not be reproduced except in full, without the written approval of UL Verification Services Inc.

2TX Antenna 6 + Antenna 5 CDD MODE (FCC)

Test Engineer:	25005
Test Date:	7/24/21

Antenna Gain and Limit

Channel	Frequency (MHz)	Directional Gain For Power (dBi)	Directional Gain For PSD (dBi)	Power Limit (dBm)	PSD Limit (dBm/500KHz)
Low	5745	-2.09	0.87	30.00	30.00
Mid	5785	-2.09	0.87	30.00	30.00
High	5825	-2.09	0.87	30.00	30.00

Duty Cycle CF (dB)	0.10	**Included in Calculations of Corr'd PSD**

Output Power Results

Channel	Frequency (MHz)	Antenna 6 Meas Power (dBm)	Antenna 5 Meas Power (dBm)	Total Corr'd Power (dBm)	Power Limit (dBm)	Power Margin (dB)
Low	5745	21.17	21.19	24.19	30.00	-5.81
Mid	5785	21.20	21.21	24.22	30.00	-5.78
High	5825	21.21	21.24	24.24	30.00	-5.76

PSD Results

Channel	Frequency (MHz)	Antenna 6 Meas PSD (dBm/500KHz)	Antenna 5 Meas PSD (dBm/500KHz)	Total Corr'd PSD (dBm/500KHz)	PSD Limit (dBm/500KHz)	PSD Margin (dB)
Low	5745	8.699	8.765	11.842	30.00	-18.158
Mid	5785	8.800	8.643	11.833	30.00	-18.167
High	5825	8.966	8.965	12.076	30.00	-17.924

MID CHANNEL [ANT 6]

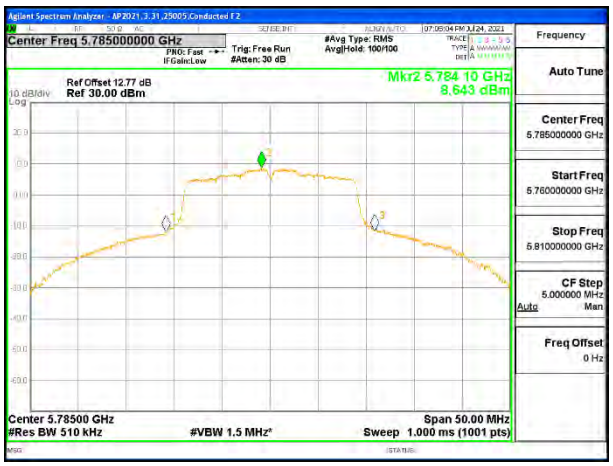

MID CHANNEL [ANT 5]

UL VERIFICATION SERVICES INC.
47173 Benicia Street, Fremont, CA 94538; USA TEL:(510) 319-4000 FAX:(510) 661-0888

This report shall not be reproduced except in full, without the written approval of UL Verification Services Inc.

9.4.20. 802.11n HT40 MODE IN THE 5.8 GHz BAND

1TX Antenna 6 MODE (FCC)

Test Engineer:	25005
Test Date:	7/24/21

Antenna Gain and Limit

Channel	Frequency (MHz)	Directional Gain (dBi)	Power Limit (dBm)	PSD Limit (dBm/500KHz)
Low	5755	-3.20	30.00	30.00
High	5795	-3.20	30.00	30.00

Duty Cycle CF (dB)	0.14	**Included in Calculations of Corr'd PSD**

Output Power Results

Channel	Frequency (MHz)	Antenna 6 Meas Power (dBm)	Total Corr'd Power (dBm)	Power Limit (dBm)	Power Margin (dB)
Low	5755	20.22	20.22	30.00	-9.78
High	5795	20.23	20.23	30.00	-9.77

PSD Results

Channel	Frequency (MHz)	Antenna 6 Meas PSD (dBm/500KHz)	Total Corr'd PSD (dBm/500KHz)	PSD Limit (dBm/500KHz)	PSD Margin (dB)
Low	5755	5.144	5.284	30.00	-24.72
High	5795	5.485	5.625	30.00	-24.38

LOW CHANNEL

UL VERIFICATION SERVICES INC.
47173 Benicia Street, Fremont, CA 94538; USA TEL:(510) 319-4000 FAX:(510) 661-0888

This report shall not be reproduced except in full, without the written approval of UL Verification Services Inc.

1TX Antenna 5 MODE (FCC)

Test Engineer:	25005
Test Date:	7/24/21

Antenna Gain and Limit

Channel	Frequency (MHz)	Directional Gain (dBi)	Power Limit (dBm)	PSD Limit (dBm/500KHz)
Low	5755	-1.20	30.00	30.00
High	5795	-1.20	30.00	30.00

Duty Cycle CF (dB)	0.14	**Included in Calculations of Corr'd PSD**

Output Power Results

Channel	Frequency (MHz)	Antenna 5 Meas Power (dBm)	Total Corr'd Power (dBm)	Power Limit (dBm)	Power Margin (dB)
Low	5755	20.20	20.20	30.00	-9.80
High	5795	20.19	20.19	30.00	-9.81

PSD Results

Channel	Frequency (MHz)	Antenna 5 Meas PSD (dBm/500KHz)	Total Corr'd PSD (dBm/500KHz)	PSD Limit (dBm/500KHz)	PSD Margin (dB)
Low	5755	4.629	4.769	30.00	-25.23
High	5795	4.563	4.703	30.00	-25.30

LOW CHANNEL

UL VERIFICATION SERVICES INC.
47173 Benicia Street, Fremont, CA 94538; USA TEL:(510) 319-4000 FAX:(510) 661-0888

This report shall not be reproduced except in full, without the written approval of UL Verification Services Inc.

2TX Antenna 6 + Antenna 5 CDD MODE (FCC)

Test Engineer:	25005
Test Date:	7/24/21

Antenna Gain and Limit

Channel	Frequency (MHz)	Directional Gain For Power (dBi)	Directional Gain For PSD (dBi)	Power Limit (dBm)	PSD Limit (dBm/500KHz)
Low	5755	-2.09	0.87	30.00	30.00
High	5795	-2.09	0.87	30.00	30.00

Duty Cycle CF (dB)	0.20	**Included in Calculations of Corr'd PSD**

Output Power Results

Channel	Frequency (MHz)	Antenna 6 Meas Power (dBm)	Antenna 5 Meas Power (dBm)	Total Corr'd Power (dBm)	Power Limit (dBm)	Power Margin (dB)
Low	5755	20.25	20.19	23.23	30.00	-6.77
High	5795	20.23	20.17	23.21	30.00	-6.79

PSD Results

Channel	Frequency (MHz)	Antenna 6 Meas PSD (dBm/500KHz)	Antenna 5 Meas PSD (dBm/500KHz)	Total Corr'd PSD (dBm/500KHz)	PSD Limit (dBm/500KHz)	PSD Margin (dB)
Low	5755	5.228	4.708	8.186	30.00	-21.814
High	5795	5.118	4.485	8.023	30.00	-21.977

LOW CHANNEL [ANT 6]

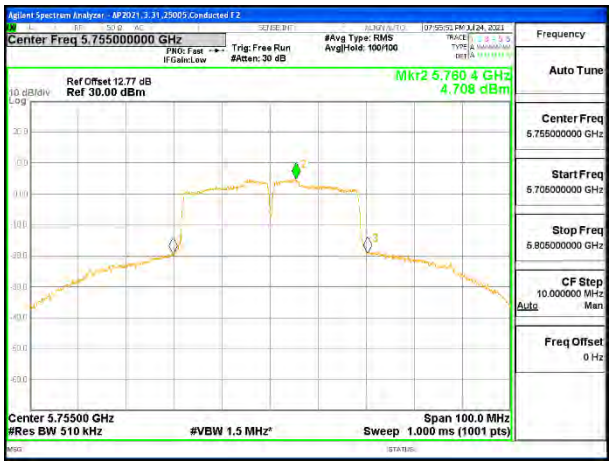

LOW CHANNEL [ANT 5]

UL VERIFICATION SERVICES INC.
47173 Benicia Street, Fremont, CA 94538; USA TEL:(510) 319-4000 FAX:(510) 661-0888

This report shall not be reproduced except in full, without the written approval of UL Verification Services Inc.

9.4.21. 802.11ac VHT80 MODE IN THE 5.8 GHz BAND

1TX Antenna 6 MODE (FCC)

Test Engineer:	19232
Test Date:	7/24/21

Antenna Gain and Limit

Channel	Frequency (MHz)	Directional Gain (dBi)	Power Limit (dBm)	PSD Limit (dBm/500KHz)
Mid	5775	-3.20	30.00	30.00

Duty Cycle CF (dB)	0.22	**Included in Calculations of Corr'd PSD**

Output Power Results

Channel	Frequency (MHz)	Antenna 6 Meas Power (dBm)	Total Corr'd Power (dBm)	Power Limit (dBm)	Power Margin (dB)
Mid	5775	20.22	20.22	30.00	-9.78

PSD Results

Channel	Frequency (MHz)	Antenna 6 Meas PSD (dBm/500KHz)	Total Corr'd PSD (dBm/500KHz)	PSD Limit (dBm/500KHz)	PSD Margin (dB)
Mid	5775	2.826	3.046	30.00	-26.95

MID CHANNEL

UL VERIFICATION SERVICES INC.
47173 Benicia Street, Fremont, CA 94538; USA TEL:(510) 319-4000 FAX:(510) 661-0888

This report shall not be reproduced except in full, without the written approval of UL Verification Services Inc.

1TX Antenna 5 MODE (FCC)

Test Engineer:	25005
Test Date:	7/24/21

Antenna Gain and Limit

Channel	Frequency (MHz)	Directional Gain (dBi)	Power Limit (dBm)	PSD Limit (dBm/500KHz)
Mid	5775	-1.20	30.00	30.00

Duty Cycle CF (dB)	0.22	**Included in Calculations of Corr'd PSD**

Output Power Results

Channel	Frequency (MHz)	Antenna 5 Meas Power (dBm)	Total Corr'd Power (dBm)	Power Limit (dBm)	Power Margin (dB)
Mid	5775	20.20	20.20	30.00	-9.80

PSD Results

Channel	Frequency (MHz)	Antenna 5 Meas PSD (dBm/500KHz)	Total Corr'd PSD (dBm/500KHz)	PSD Limit (dBm/500KHz)	PSD Margin (dB)
Mid	5775	1.915	2.135	30.00	-27.87

MID CHANNEL

UL VERIFICATION SERVICES INC.
47173 Benicia Street, Fremont, CA 94538; USA TEL:(510) 319-4000 FAX:(510) 661-0888

This report shall not be reproduced except in full, without the written approval of UL Verification Services Inc.

2TX Antenna 6 + Antenna 5 CDD MODE (FCC)

Test Engineer:	19232
Test Date:	7/24/21

Antenna Gain and Limit

Channel	Frequency (MHz)	Directional Gain For Power (dBi)	Directional Gain For PSD (dBi)	Power Limit (dBm)	PSD Limit (dBm/500KHz)
Mid	5775	-2.09	0.87	30.00	30.00

Duty Cycle CF (dB)	0.21	**Included in Calculations of Corr'd PSD**

Output Power Results

Channel	Frequency (MHz)	Antenna 6 Meas Power (dBm)	Antenna 5 Meas Power (dBm)	Total Corr'd Power (dBm)	Power Limit (dBm)	Power Margin (dB)
Mid	5775	20.24	20.22	23.24	30.00	-6.76

PSD Results

Channel	Frequency (MHz)	Antenna 6 Meas PSD (dBm/500KHz)	Antenna 5 Meas PSD (dBm/500KHz)	Total Corr'd PSD (dBm/500KHz)	PSD Limit (dBm/500KHz)	PSD Margin (dB)
Mid	5775	2.448	2.279	5.585	30.00	-24.415

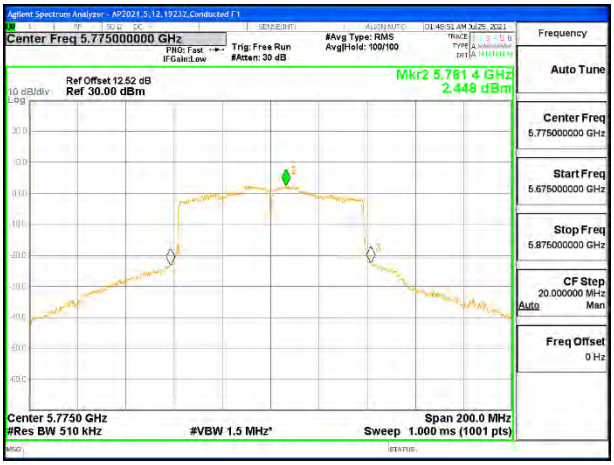

MID CHANNEL [ANT 6]

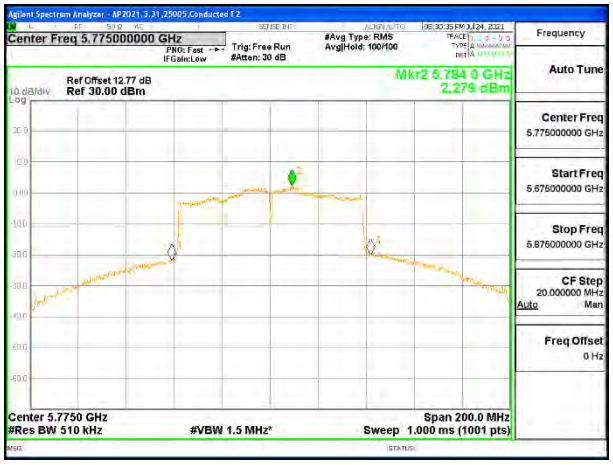

MID CHANNEL [ANT 5]

UL VERIFICATION SERVICES INC.
47173 Benicia Street, Fremont, CA 94538; USA TEL:(510) 319-4000 FAX:(510) 661-0888

This report shall not be reproduced except in full, without the written approval of UL Verification Services Inc.

9.4.22. 802.11ax HE20 MODE IN THE 5.8 GHz BAND

1TX Antenna 6 MODE (FCC+IC): 26 Tones, RU Index 0

Test Engineer:	25262
Test Date:	6/14/21

Antenna Gain and Limit

Channel	Frequency (MHz)	Directional Gain (dBi)	Power Limit (dBm)	PSD Limit (dBm/500KHz)
Low	5745	-3.20	30.00	30.00
Mid	5785	-3.20	30.00	30.00
High	5825	-3.20	30.00	30.00

Duty Cycle CF (dB)	0.00	**Included in Calculations of Corr'd PSD**

Output Power Results

Channel	Frequency (MHz)	Antenna 6 Meas Power (dBm)	Total Corr'd Power (dBm)	Power Limit (dBm)	Power Margin (dB)
Low	5745	11.74	11.74	30.00	-18.26
Mid	5785	11.75	11.75	30.00	-18.25
High	5825	11.73	11.73	30.00	-18.27

PSD Results

Channel	Frequency (MHz)	Antenna 6 Meas PSD (dBm/500KHz)	Total Corr'd PSD (dBm/500KHz)	PSD Limit (dBm/500KHz)	PSD Margin (dB)
Low	5745	14.712	14.712	30.00	-15.29
Mid	5785	14.370	14.370	30.00	-15.63
High	5825	14.256	14.256	30.00	-15.74

MID CHANNEL

UL VERIFICATION SERVICES INC.
47173 Benicia Street, Fremont, CA 94538; USA TEL:(510) 319-4000 FAX:(510) 661-0888

This report shall not be reproduced except in full, without the written approval of UL Verification Services Inc.

1TX Antenna 6 MODE (FCC+IC): 26 Tones, RU Index 4

Test Engineer:	25262
Test Date:	6/14/21

Antenna Gain and Limit

Channel	Frequency (MHz)	Directional Gain (dBi)	Power Limit (dBm)	PSD Limit (dBm/500KHz)
Low	5745	-3.20	30.00	30.00
Mid	5785	-3.20	30.00	30.00
High	5825	-3.20	30.00	30.00

Duty Cycle CF (dB)	0.00	**Included in Calculations of Corr'd PSD**

Output Power Results

Channel	Frequency (MHz)	Antenna 6 Meas Power (dBm)	Total Corr'd Power (dBm)	Power Limit (dBm)	Power Margin (dB)
Low	5745	11.73	11.73	30.00	-18.27
Mid	5785	11.74	11.74	30.00	-18.26
High	5825	11.72	11.72	30.00	-18.28

PSD Results

Channel	Frequency (MHz)	Antenna 6 Meas PSD (dBm/500KHz)	Total Corr'd PSD (dBm/500KHz)	PSD Limit (dBm/500KHz)	PSD Margin (dB)
Low	5745	14.429	14.429	30.00	-15.57
Mid	5785	14.011	14.011	30.00	-15.99
High	5825	14.312	14.312	30.00	-15.69

MID CHANNEL

UL VERIFICATION SERVICES INC.
47173 Benicia Street, Fremont, CA 94538; USA TEL:(510) 319-4000 FAX:(510) 661-0888

This report shall not be reproduced except in full, without the written approval of UL Verification Services Inc.

1TX Antenna 6 MODE (FCC+IC): 26 Tones, RU Index 8

Test Engineer:	25262
Test Date:	6/14/21

Antenna Gain and Limit

Channel	Frequency (MHz)	Directional Gain (dBi)	Power Limit (dBm)	PSD Limit (dBm/500KHz)
Low	5745	-3.20	30.00	30.00
Mid	5785	-3.20	30.00	30.00
High	5825	-3.20	30.00	30.00

Duty Cycle CF (dB)	0.00	**Included in Calculations of Corr'd PSD**

Output Power Results

Channel	Frequency (MHz)	Antenna 6 Meas Power (dBm)	Total Corr'd Power (dBm)	Power Limit (dBm)	Power Margin (dB)
Low	5745	11.70	11.70	30.00	-18.30
Mid	5785	11.72	11.72	30.00	-18.28
High	5825	11.75	11.75	30.00	-18.25

PSD Results

Channel	Frequency (MHz)	Antenna 6 Meas PSD (dBm/500KHz)	Total Corr'd PSD (dBm/500KHz)	PSD Limit (dBm/500KHz)	PSD Margin (dB)
Low	5745	14.123	14.123	30.00	-15.88
Mid	5785	14.574	14.574	30.00	-15.43
High	5825	14.704	14.704	30.00	-15.30

MID CHANNEL

UL VERIFICATION SERVICES INC.
47173 Benicia Street, Fremont, CA 94538; USA TEL:(510) 319-4000 FAX:(510) 661-0888

This report shall not be reproduced except in full, without the written approval of UL Verification Services Inc.

1TX Antenna 6 MODE (FCC+IC): SU Mode

Test Engineer:	25005
Test Date:	7/24/21

Antenna Gain and Limit

Channel	Frequency (MHz)	Directional Gain (dBi)	Power Limit (dBm)	PSD Limit (dBm/500KHz)
Low	5745	-3.20	30.00	30.00
Mid	5785	-3.20	30.00	30.00
High	5825	-3.20	30.00	30.00

Duty Cycle CF (dB)	0.00	**Included in Calculations of Corr'd PSD**

Output Power Results

Channel	Frequency (MHz)	Antenna 6 Meas Power (dBm)	Total Corr'd Power (dBm)	Power Limit (dBm)	Power Margin (dB)
Low	5745	21.19	21.19	30.00	-8.81
Mid	5785	21.21	21.21	30.00	-8.79
High	5825	21.22	21.22	30.00	-8.78

PSD Results

Channel	Frequency (MHz)	Antenna 6 Meas PSD (dBm/500KHz)	Total Corr'd PSD (dBm/500KHz)	PSD Limit (dBm/500KHz)	PSD Margin (dB)
Low	5745	7.137	7.137	30.00	-22.86
Mid	5785	7.052	7.052	30.00	-22.95
High	5825	7.309	7.309	30.00	-22.69

MID CHANNEL

UL VERIFICATION SERVICES INC.
47173 Benicia Street, Fremont, CA 94538; USA TEL:(510) 319-4000 FAX:(510) 661-0888

This report shall not be reproduced except in full, without the written approval of UL Verification Services Inc.

1TX Antenna 5 MODE (FCC+IC): 26 Tones, RU Index 0

Test Engineer:	25005
Test Date:	6/13/21

Antenna Gain and Limit

Channel	Frequency (MHz)	Directional Gain (dBi)	Power Limit (dBm)	PSD Limit (dBm/500KHz)
Low	5745	-1.20	30.00	30.00
Mid	5785	-1.20	30.00	30.00
High	5825	-1.20	30.00	30.00

Duty Cycle CF (dB)	0.00	**Included in Calculations of Corr'd PSD**

Output Power Results

Channel	Frequency (MHz)	Antenna 5 Meas Power (dBm)	Total Corr'd Power (dBm)	Power Limit (dBm)	Power Margin (dB)
Low	5745	11.72	11.72	30.00	-18.28
Mid	5785	11.73	11.73	30.00	-18.27
High	5825	11.69	11.69	30.00	-18.31

PSD Results

Channel	Frequency (MHz)	Antenna 5 Meas PSD (dBm/500KHz)	Total Corr'd PSD (dBm/500KHz)	PSD Limit (dBm/500KHz)	PSD Margin (dB)
Low	5745	14.467	14.467	30.00	-15.53
Mid	5785	14.362	14.362	30.00	-15.64
High	5825	14.554	14.554	30.00	-15.45

MID CHANNEL

UL VERIFICATION SERVICES INC.
47173 Benicia Street, Fremont, CA 94538; USA TEL:(510) 319-4000 FAX:(510) 661-0888

This report shall not be reproduced except in full, without the written approval of UL Verification Services Inc.

1TX Antenna 5 MODE (FCC+IC): 26 Tones, RU Index 4

Test Engineer:	25262
Test Date:	6/13/21

Antenna Gain and Limit

Channel	Frequency (MHz)	Directional Gain (dBi)	Power Limit (dBm)	PSD Limit (dBm/500KHz)
Low	5745	-1.20	30.00	30.00
Mid	5785	-1.20	30.00	30.00
High	5825	-1.20	30.00	30.00

Duty Cycle CF (dB)	0.00	**Included in Calculations of Corr'd PSD**

Output Power Results

Channel	Frequency (MHz)	Antenna 5 Meas Power (dBm)	Total Corr'd Power (dBm)	Power Limit (dBm)	Power Margin (dB)
Low	5745	11.70	11.70	30.00	-18.30
Mid	5785	11.73	11.73	30.00	-18.27
High	5825	11.72	11.72	30.00	-18.28

PSD Results

Channel	Frequency (MHz)	Antenna 5 Meas PSD (dBm/500KHz)	Total Corr'd PSD (dBm/500KHz)	PSD Limit (dBm/500KHz)	PSD Margin (dB)
Low	5745	14.300	14.300	30.00	-15.70
Mid	5785	14.157	14.157	30.00	-15.84
High	5825	14.451	14.451	30.00	-15.55

MID CHANNEL

UL VERIFICATION SERVICES INC.
47173 Benicia Street, Fremont, CA 94538; USA TEL:(510) 319-4000 FAX:(510) 661-0888

This report shall not be reproduced except in full, without the written approval of UL Verification Services Inc.

1TX Antenna 5 MODE (FCC+IC): 26 Tones, RU Index 8

Test Engineer:	25262
Test Date:	6/13/21

Antenna Gain and Limit

Channel	Frequency (MHz)	Directional Gain (dBi)	Power Limit (dBm)	PSD Limit (dBm/500KHz)
Low	5745	-1.20	30.00	30.00
Mid	5785	-1.20	30.00	30.00
High	5825	-1.20	30.00	30.00

Duty Cycle CF (dB)	0.00	**Included in Calculations of Corr'd PSD**

Output Power Results

Channel	Frequency (MHz)	Antenna 5 Meas Power (dBm)	Total Corr'd Power (dBm)	Power Limit (dBm)	Power Margin (dB)
Low	5745	11.75	11.75	30.00	-18.25
Mid	5785	11.74	11.74	30.00	-18.26
High	5825	11.75	11.75	30.00	-18.25

PSD Results

Channel	Frequency (MHz)	Antenna 5 Meas PSD (dBm/500KHz)	Total Corr'd PSD (dBm/500KHz)	PSD Limit (dBm/500KHz)	PSD Margin (dB)
Low	5745	14.464	14.464	30.00	-15.54
Mid	5785	14.303	14.303	30.00	-15.70
High	5825	14.823	14.823	30.00	-15.18

MID CHANNEL

UL VERIFICATION SERVICES INC.
47173 Benicia Street, Fremont, CA 94538; USA TEL:(510) 319-4000 FAX:(510) 661-0888

This report shall not be reproduced except in full, without the written approval of UL Verification Services Inc.

1TX Antenna 5 MODE (FCC+IC): SU Mode

Test Engineer:	25005
Test Date:	7/24/21

Antenna Gain and Limit

Channel	Frequency (MHz)	Directional Gain (dBi)	Power Limit (dBm)	PSD Limit (dBm/500KHz)
Low	5745	-1.20	30.00	30.00
Mid	5785	-1.20	30.00	30.00
High	5825	-1.20	30.00	30.00

Duty Cycle CF (dB)	0.00	**Included in Calculations of Corr'd PSD**

Output Power Results

Channel	Frequency (MHz)	Antenna 5 Meas Power (dBm)	Total Corr'd Power (dBm)	Power Limit (dBm)	Power Margin (dB)
Low	5745	21.22	21.22	30.00	-8.78
Mid	5785	21.19	21.19	30.00	-8.81
High	5825	21.24	21.24	30.00	-8.76

PSD Results

Channel	Frequency (MHz)	Antenna 5 Meas PSD (dBm/500KHz)	Total Corr'd PSD (dBm/500KHz)	PSD Limit (dBm/500KHz)	PSD Margin (dB)
Low	5745	7.281	7.281	30.00	-22.72
Mid	5785	7.023	7.023	30.00	-22.98
High	5825	7.230	7.230	30.00	-22.77

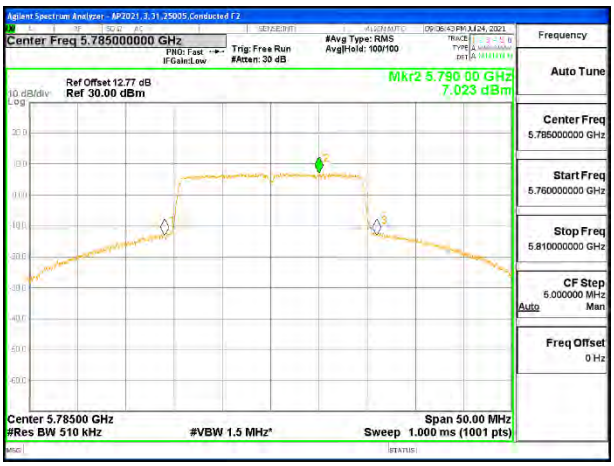

MID CHANNEL

UL VERIFICATION SERVICES INC.
47173 Benicia Street, Fremont, CA 94538; USA TEL:(510) 319-4000 FAX:(510) 661-0888

This report shall not be reproduced except in full, without the written approval of UL Verification Services Inc.

2TX Antenna 6 + Antenna 5 CDD MODE (FCC+IC): 26 Tones, RU Index 0

Test Engineer:	12482
Test Date:	4/20/21

Antenna Gain and Limit

Channel	Frequency (MHz)	Directional Gain For Power (dBi)	Directional Gain For PSD (dBi)	Power Limit (dBm)	PSD Limit (dBm/500KHz)
Low	5745	-2.09	0.87	30.00	30.00
Mid	5785	-2.09	0.87	30.00	30.00
High	5825	-2.09	0.87	30.00	30.00

Duty Cycle CF (dB)	0.00	**Included in Calculations of Corr'd PSD**

Output Power Results

Channel	Frequency (MHz)	Antenna 6 Meas Power (dBm)	Antenna 5 Meas Power (dBm)	Total Corr'd Power (dBm)	Power Limit (dBm)	Power Margin (dB)
Low	5745	11.69	11.70	14.71	30.00	-15.29
Mid	5785	11.72	11.73	14.74	30.00	-15.26
High	5825	11.73	11.74	14.75	30.00	-15.25

PSD Results

Channel	Frequency (MHz)	Antenna 6 Meas PSD (dBm/500KHz)	Antenna 5 Meas PSD (dBm/500KHz)	Total Corr'd PSD (dBm/500KHz)	PSD Limit (dBm/500KHz)	PSD Margin (dB)
Low	5745	14.170	14.145	17.168	30.00	-12.832
Mid	5785	14.437	14.497	17.477	30.00	-12.523
High	5825	14.689	14.830	17.770	30.00	-12.230

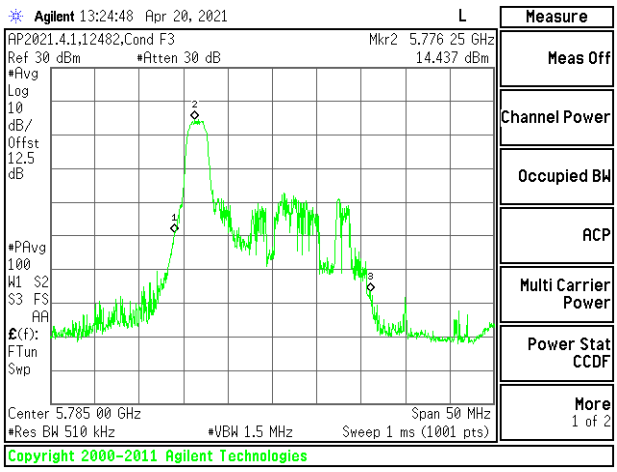

MID CHANNEL [ANT 6]

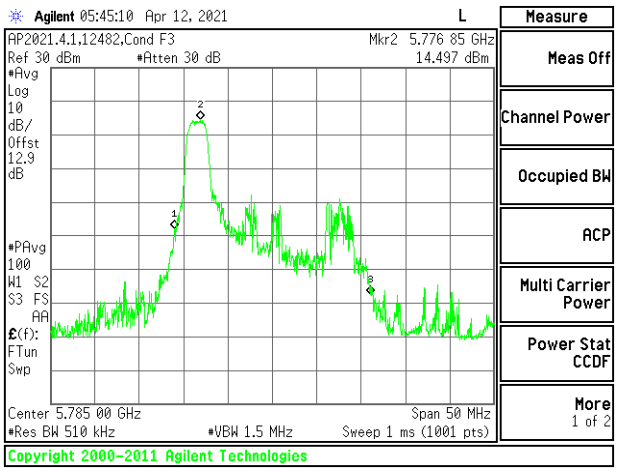

MID CHANNEL [ANT 5]

UL VERIFICATION SERVICES INC.
47173 Benicia Street, Fremont, CA 94538; USA TEL:(510) 319-4000 FAX:(510) 661-0888

This report shall not be reproduced except in full, without the written approval of UL Verification Services Inc.

2TX Antenna 6 + Antenna 5 CDD MODE (FCC+IC): 26 Tones, RU Index 4

Test Engineer:	12482
Test Date:	4/20/21

Antenna Gain and Limit

Channel	Frequency (MHz)	Directional Gain For Power (dBi)	Directional Gain For PSD (dBi)	Power Limit (dBm)	PSD Limit (dBm/500KHz)
Low	5745	-2.09	0.87	30.00	30.00
Mid	5785	-2.09	0.87	30.00	30.00
High	5825	-2.09	0.87	30.00	30.00

Duty Cycle CF (dB)	0.00	**Included in Calculations of Corr'd PSD**

Output Power Results

Channel	Frequency (MHz)	Antenna 6 Meas Power (dBm)	Antenna 5 Meas Power (dBm)	Total Corr'd Power (dBm)	Power Limit (dBm)	Power Margin (dB)
Low	5745	11.70	11.71	14.72	30.00	-15.28
Mid	5785	11.73	11.70	14.73	30.00	-15.27
High	5825	11.72	11.74	14.74	30.00	-15.26

PSD Results

Channel	Frequency (MHz)	Antenna 6 Meas PSD (dBm/500KHz)	Antenna 5 Meas PSD (dBm/500KHz)	Total Corr'd PSD (dBm/500KHz)	PSD Limit (dBm/500KHz)	PSD Margin (dB)
Low	5745	14.520	14.607	17.574	30.00	-12.426
Mid	5785	14.005	13.933	16.979	30.00	-13.021
High	5825	14.045	14.601	17.342	30.00	-12.658

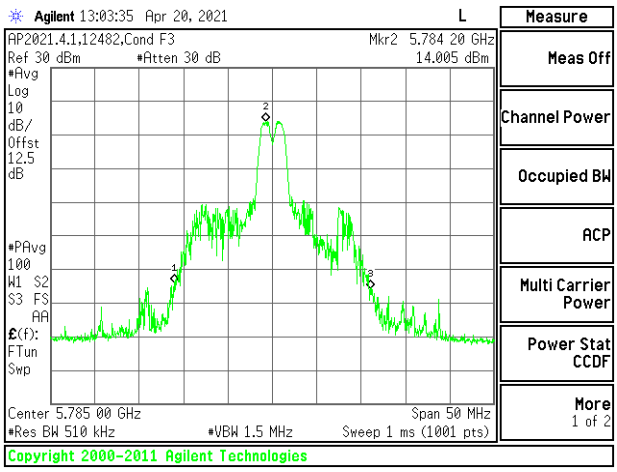

MID CHANNEL [ANT 6]

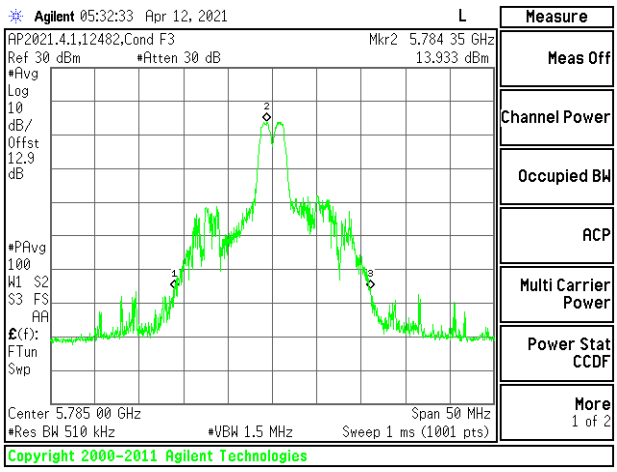

MID CHANNEL [ANT 5]

UL VERIFICATION SERVICES INC.
47173 Benicia Street, Fremont, CA 94538; USA TEL:(510) 319-4000 FAX:(510) 661-0888

This report shall not be reproduced except in full, without the written approval of UL Verification Services Inc.

2TX Antenna 6 + Antenna 5 CDD MODE (FCC+IC): 26 Tones, RU Index 8

Test Engineer:	12482
Test Date:	4/20/21

Antenna Gain and Limit

Channel	Frequency (MHz)	Directional Gain For Power (dBi)	Directional Gain For PSD (dBi)	Power Limit (dBm)	PSD Limit (dBm/500KHz)
Low	5745	-2.09	0.87	30.00	30.00
Mid	5785	-2.09	0.87	30.00	30.00
High	5825	-2.09	0.87	30.00	30.00

Duty Cycle CF (dB)	0.00	**Included in Calculations of Corr'd PSD**

Output Power Results

Channel	Frequency (MHz)	Antenna 6 Meas Power (dBm)	Antenna 5 Meas Power (dBm)	Total Corr'd Power (dBm)	Power Limit (dBm)	Power Margin (dB)
Low	5745	11.69	11.72	14.72	30.00	-15.28
Mid	5785	11.75	11.73	14.75	30.00	-15.25
High	5825	11.71	11.71	14.72	30.00	-15.28

PSD Results

Channel	Frequency (MHz)	Antenna 6 Meas PSD (dBm/500KHz)	Antenna 5 Meas PSD (dBm/500KHz)	Total Corr'd PSD (dBm/500KHz)	PSD Limit (dBm/500KHz)	PSD Margin (dB)
Low	5745	14.170	14.541	17.370	30.00	-12.630
Mid	5785	14.776	14.631	17.714	30.00	-12.286
High	5825	14.353	14.365	17.369	30.00	-12.631

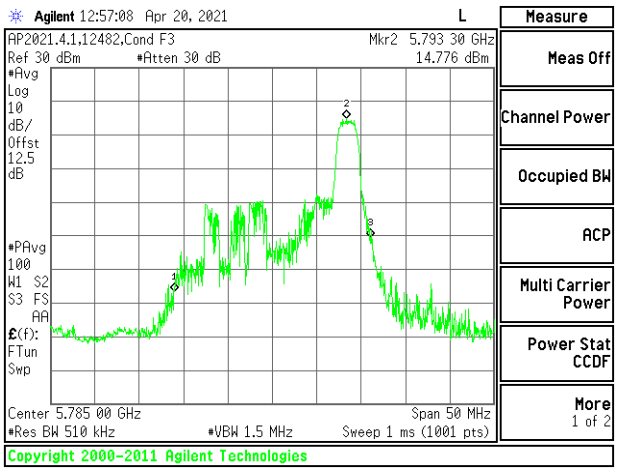

MID CHANNEL [ANT 6]

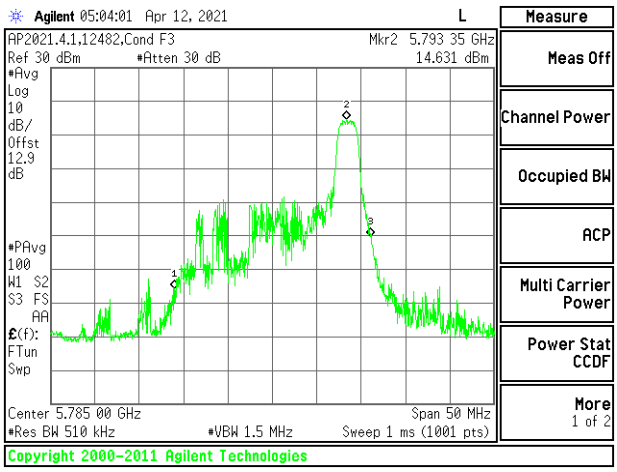

MID CHANNEL [ANT 5]

UL VERIFICATION SERVICES INC.
47173 Benicia Street, Fremont, CA 94538; USA TEL:(510) 319-4000 FAX:(510) 661-0888

This report shall not be reproduced except in full, without the written approval of UL Verification Services Inc.

2TX Antenna 6 + Antenna 5 CDD MODE (FCC+IC): SU Mode

Test Engineer:	25005
Test Date:	7/24/21

Antenna Gain and Limit

Channel	Frequency (MHz)	Directional Gain For Power (dBi)	Directional Gain For PSD (dBi)	Power Limit (dBm)	PSD Limit (dBm/500KHz)
Low	5745	-2.09	0.87	30.00	30.00
Mid	5785	-2.09	0.87	30.00	30.00
High	5825	-2.09	0.87	30.00	30.00

Duty Cycle CF (dB)	0.00	**Included in Calculations of Corr'd PSD**

Output Power Results

Channel	Frequency (MHz)	Antenna 6 Meas Power (dBm)	Antenna 5 Meas Power (dBm)	Total Corr'd Power (dBm)	Power Limit (dBm)	Power Margin (dB)
Low	5745	21.19	21.20	24.21	30.00	-5.79
Mid	5785	21.23	21.25	24.25	30.00	-5.75
High	5825	21.24	21.25	24.26	30.00	-5.74

PSD Results

Channel	Frequency (MHz)	Antenna 6 Meas PSD (dBm/500KHz)	Antenna 5 Meas PSD (dBm/500KHz)	Total Corr'd PSD (dBm/500KHz)	PSD Limit (dBm/500KHz)	PSD Margin (dB)
Low	5745	7.062	6.964	10.024	30.00	-19.976
Mid	5785	7.234	7.312	10.283	30.00	-19.717
High	5825	7.240	7.244	10.252	30.00	-19.748

MID CHANNEL [ANT 6]

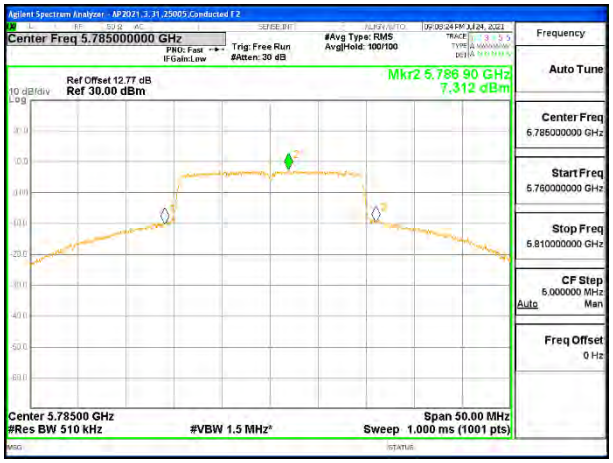

MID CHANNEL [ANT 5]

UL VERIFICATION SERVICES INC.
47173 Benicia Street, Fremont, CA 94538; USA TEL:(510) 319-4000 FAX:(510) 661-0888

This report shall not be reproduced except in full, without the written approval of UL Verification Services Inc.

9.4.23. 802.11ax HE40 MODE IN THE 5.8 GHz BAND

1TX Antenna 6 MODE (FCC+IC): 26 Tones, RU Index 0

Test Engineer:	25262
Test Date:	6/14/21

Antenna Gain and Limit

Channel	Frequency (MHz)	Directional Gain (dBi)	Power Limit (dBm)	PSD Limit (dBm/500KHz)
Low	5755	-3.20	30.00	30.00
High	5795	-3.20	30.00	30.00

Duty Cycle CF (dB)	0.11	**Included in Calculations of Corr'd PSD**

Output Power Results

Channel	Frequency (MHz)	Antenna 6 Meas Power (dBm)	Total Corr'd Power (dBm)	Power Limit (dBm)	Power Margin (dB)
Low	5755	10.70	10.70	30.00	-19.30
High	5795	10.72	10.72	30.00	-19.28

PSD Results

Channel	Frequency (MHz)	Antenna 6 Meas PSD (dBm/500KHz)	Total Corr'd PSD (dBm/500KHz)	PSD Limit (dBm/500KHz)	PSD Margin (dB)
Low	5755	14.541	14.651	30.00	-15.35
High	5795	14.730	14.840	30.00	-15.16

LOW CHANNEL

UL VERIFICATION SERVICES INC.
47173 Benicia Street, Fremont, CA 94538; USA TEL:(510) 319-4000 FAX:(510) 661-0888

This report shall not be reproduced except in full, without the written approval of UL Verification Services Inc.

1TX Antenna 6 MODE (FCC+IC): 26 Tones, RU Index 8

Test Engineer:	25262
Test Date:	6/14/21

Antenna Gain and Limit

Channel	Frequency (MHz)	Directional Gain (dBi)	Power Limit (dBm)	PSD Limit (dBm/500KHz)
Low	5755	-3.20	30.00	30.00
High	5795	-3.20	30.00	30.00

Duty Cycle CF (dB)	0.11	**Included in Calculations of Corr'd PSD**

Output Power Results

Channel	Frequency (MHz)	Antenna 6 Meas Power (dBm)	Total Corr'd Power (dBm)	Power Limit (dBm)	Power Margin (dB)
Low	5755	10.70	10.70	30.00	-19.30
High	5795	10.73	10.73	30.00	-19.27

PSD Results

Channel	Frequency (MHz)	Antenna 6 Meas PSD (dBm/500KHz)	Total Corr'd PSD (dBm/500KHz)	PSD Limit (dBm/500KHz)	PSD Margin (dB)
Low	5755	14.486	14.596	30.00	-15.40
High	5795	14.254	14.364	30.00	-15.64

LOW CHANNEL

UL VERIFICATION SERVICES INC.
47173 Benicia Street, Fremont, CA 94538; USA TEL:(510) 319-4000 FAX:(510) 661-0888

This report shall not be reproduced except in full, without the written approval of UL Verification Services Inc.

1TX Antenna 6 MODE (FCC+IC): 26 Tones, RU Index 17

Test Engineer:	25262
Test Date:	6/14/21

Antenna Gain and Limit

Channel	Frequency (MHz)	Directional Gain (dBi)	Power Limit (dBm)	PSD Limit (dBm/500KHz)
Low	5755	-3.20	30.00	30.00
High	5795	-3.20	30.00	30.00

Duty Cycle CF (dB)	0.11	**Included in Calculations of Corr'd PSD**

Output Power Results

Channel	Frequency (MHz)	Antenna 6 Meas Power (dBm)	Total Corr'd Power (dBm)	Power Limit (dBm)	Power Margin (dB)
Low	5755	10.73	10.73	30.00	-19.27
High	5795	10.75	10.75	30.00	-19.25

PSD Results

Channel	Frequency (MHz)	Antenna 6 Meas PSD (dBm/500KHz)	Total Corr'd PSD (dBm/500KHz)	PSD Limit (dBm/500KHz)	PSD Margin (dB)
Low	5755	14.416	14.526	30.00	-15.47
High	5795	14.733	14.843	30.00	-15.16

LOW CHANNEL

UL VERIFICATION SERVICES INC.
47173 Benicia Street, Fremont, CA 94538; USA TEL:(510) 319-4000 FAX:(510) 661-0888

This report shall not be reproduced except in full, without the written approval of UL Verification Services Inc.

1TX Antenna 6 MODE (FCC+IC): SU Mode

Test Engineer:	19232
Test Date:	7/24/21

Antenna Gain and Limit

Channel	Frequency (MHz)	Directional Gain (dBi)	Power Limit (dBm)	PSD Limit (dBm/500KHz)
Low	5755	-3.20	30.00	30.00
High	5795	-3.20	30.00	30.00

Duty Cycle CF (dB)	0.11	**Included in Calculations of Corr'd PSD**

Output Power Results

Channel	Frequency (MHz)	Antenna 6 Meas Power (dBm)	Total Corr'd Power (dBm)	Power Limit (dBm)	Power Margin (dB)
Low	5755	20.20	20.20	30.00	-9.80
High	5795	20.23	20.23	30.00	-9.77

PSD Results

Channel	Frequency (MHz)	Antenna 6 Meas PSD (dBm/500KHz)	Total Corr'd PSD (dBm/500KHz)	PSD Limit (dBm/500KHz)	PSD Margin (dB)
Low	5755	4.008	4.118	30.00	-25.88
High	5795	4.075	4.185	30.00	-25.82

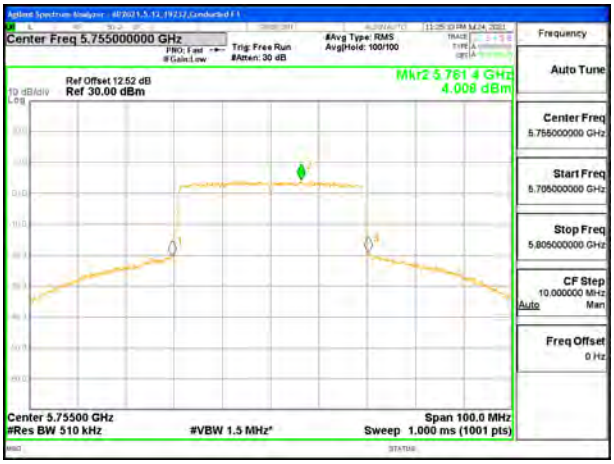

LOW CHANNEL

UL VERIFICATION SERVICES INC.
47173 Benicia Street, Fremont, CA 94538; USA TEL:(510) 319-4000 FAX:(510) 661-0888

This report shall not be reproduced except in full, without the written approval of UL Verification Services Inc.

1TX Antenna 5 MODE (FCC+IC): 26 Tones, RU Index 0

Test Engineer:	25262
Test Date:	6/13/21

Antenna Gain and Limit

Channel	Frequency (MHz)	Directional Gain (dBi)	Power Limit (dBm)	PSD Limit (dBm/500KHz)
Low	5755	-1.20	30.00	30.00
High	5795	-1.20	30.00	30.00

Duty Cycle CF (dB)	0.11	**Included in Calculations of Corr'd PSD**

Output Power Results

Channel	Frequency (MHz)	Antenna 5 Meas Power (dBm)	Total Corr'd Power (dBm)	Power Limit (dBm)	Power Margin (dB)
Low	5755	10.72	10.72	30.00	-19.28
High	5795	10.73	10.73	30.00	-19.27

PSD Results

Channel	Frequency (MHz)	Antenna 5 Meas PSD (dBm/500KHz)	Total Corr'd PSD (dBm/500KHz)	PSD Limit (dBm/500KHz)	PSD Margin (dB)
Low	5755	14.503	14.613	30.00	-15.39
High	5795	14.954	15.064	30.00	-14.94

LOW CHANNEL

UL VERIFICATION SERVICES INC.
47173 Benicia Street, Fremont, CA 94538; USA TEL:(510) 319-4000 FAX:(510) 661-0888

This report shall not be reproduced except in full, without the written approval of UL Verification Services Inc.

1TX Antenna 5 MODE (FCC+IC): 26 Tones, RU Index 8

Test Engineer:	25262
Test Date:	6/13/21

Antenna Gain and Limit

Channel	Frequency (MHz)	Directional Gain (dBi)	Power Limit (dBm)	PSD Limit (dBm/500KHz)
Low	5755	-1.20	30.00	30.00
High	5795	-1.20	30.00	30.00

Duty Cycle CF (dB)	0.11	**Included in Calculations of Corr'd PSD**

Output Power Results

Channel	Frequency (MHz)	Antenna 5 Meas Power (dBm)	Total Corr'd Power (dBm)	Power Limit (dBm)	Power Margin (dB)
Low	5755	10.73	10.73	30.00	-19.27
High	5795	10.70	10.70	30.00	-19.30

PSD Results

Channel	Frequency (MHz)	Antenna 5 Meas PSD (dBm/500KHz)	Total Corr'd PSD (dBm/500KHz)	PSD Limit (dBm/500KHz)	PSD Margin (dB)
Low	5755	14.722	14.832	30.00	-15.17
High	5795	14.478	14.588	30.00	-15.41

LOW CHANNEL

UL VERIFICATION SERVICES INC.
47173 Benicia Street, Fremont, CA 94538; USA TEL:(510) 319-4000 FAX:(510) 661-0888

This report shall not be reproduced except in full, without the written approval of UL Verification Services Inc.

1TX Antenna 5 MODE (FCC+IC): 26 Tones, RU Index 17

Test Engineer:	25262
Test Date:	6/13/21

Antenna Gain and Limit

Channel	Frequency (MHz)	Directional Gain (dBi)	Power Limit (dBm)	PSD Limit (dBm/500KHz)
Low	5755	-1.20	30.00	30.00
High	5795	-1.20	30.00	30.00

Duty Cycle CF (dB)	0.11	**Included in Calculations of Corr'd PSD**

Output Power Results

Channel	Frequency (MHz)	Antenna 5 Meas Power (dBm)	Total Corr'd Power (dBm)	Power Limit (dBm)	Power Margin (dB)
Low	5755	10.69	10.69	30.00	-19.31
High	5795	10.72	10.72	30.00	-19.28

PSD Results

Channel	Frequency (MHz)	Antenna 5 Meas PSD (dBm/500KHz)	Total Corr'd PSD (dBm/500KHz)	PSD Limit (dBm/500KHz)	PSD Margin (dB)
Low	5755	14.278	14.388	30.00	-15.61
High	5795	14.580	14.690	30.00	-15.31

LOW CHANNEL

UL VERIFICATION SERVICES INC.
47173 Benicia Street, Fremont, CA 94538; USA TEL:(510) 319-4000 FAX:(510) 661-0888

This report shall not be reproduced except in full, without the written approval of UL Verification Services Inc.

1TX Antenna 5 MODE (FCC+IC): SU Mode

Test Engineer:	19232
Test Date:	7/24/21

Antenna Gain and Limit

Channel	Frequency (MHz)	Directional Gain (dBi)	Power Limit (dBm)	PSD Limit (dBm/500KHz)
Low	5755	-1.20	30.00	30.00
High	5795	-1.20	30.00	30.00

Duty Cycle CF (dB)	0.11	**Included in Calculations of Corr'd PSD**

Output Power Results

Channel	Frequency (MHz)	Antenna 5 Meas Power (dBm)	Total Corr'd Power (dBm)	Power Limit (dBm)	Power Margin (dB)
Low	5755	20.19	20.19	30.00	-9.81
High	5795	20.22	20.22	30.00	-9.78

PSD Results

Channel	Frequency (MHz)	Antenna 5 Meas PSD (dBm/500KHz)	Total Corr'd PSD (dBm/500KHz)	PSD Limit (dBm/500KHz)	PSD Margin (dB)
Low	5755	3.984	4.094	30.00	-25.91
High	5795	4.229	4.339	30.00	-25.66

LOW CHANNEL

UL VERIFICATION SERVICES INC.
47173 Benicia Street, Fremont, CA 94538; USA TEL:(510) 319-4000 FAX:(510) 661-0888

This report shall not be reproduced except in full, without the written approval of UL Verification Services Inc.

2TX Antenna 6 + Antenna 5 CDD MODE (FCC+IC): 26 Tones, RU Index 0

Test Engineer:	12482
Test Date:	4/20/21

Antenna Gain and Limit

Channel	Frequency (MHz)	Directional Gain For Power (dBi)	Directional Gain For PSD (dBi)	Power Limit (dBm)	PSD Limit (dBm/500KHz)
Low	5755	-2.09	0.87	30.00	30.00
High	5795	-2.09	0.87	30.00	30.00

Duty Cycle CF (dB)	0.09	**Included in Calculations of Corr'd PSD**

Output Power Results

Channel	Frequency (MHz)	Antenna 6 Meas Power (dBm)	Antenna 5 Meas Power (dBm)	Total Corr'd Power (dBm)	Power Limit (dBm)	Power Margin (dB)
Low	5755	10.72	10.71	13.73	30.00	-16.27
High	5795	10.74	10.72	13.74	30.00	-16.26

PSD Results

Channel	Frequency (MHz)	Antenna 6 Meas PSD (dBm/500KHz)	Antenna 5 Meas PSD (dBm/500KHz)	Total Corr'd PSD (dBm/500KHz)	PSD Limit (dBm/500KHz)	PSD Margin (dB)
Low	5755	14.563	14.341	17.554	30.00	-12.446
High	5795	14.608	14.376	17.594	30.00	-12.406

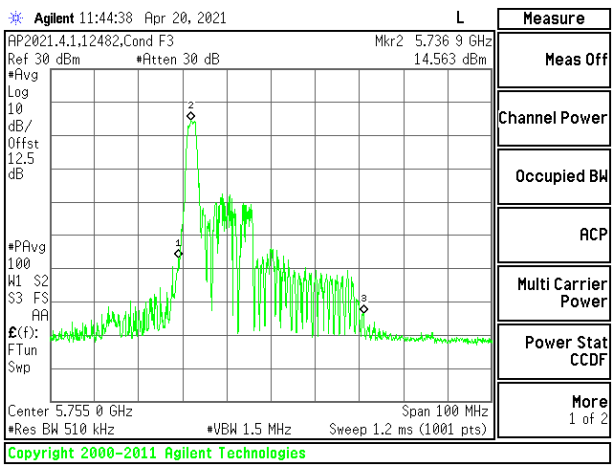

LOW CHANNEL [ANT 6]

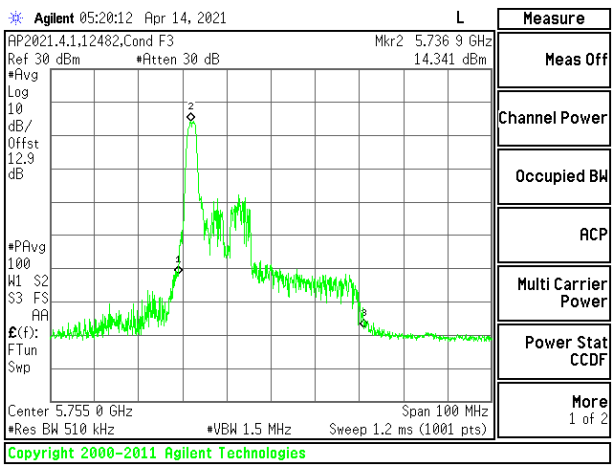

LOW CHANNEL [ANT 5]

UL VERIFICATION SERVICES INC.
47173 Benicia Street, Fremont, CA 94538; USA TEL:(510) 319-4000 FAX:(510) 661-0888

This report shall not be reproduced except in full, without the written approval of UL Verification Services Inc.

2TX Antenna 6 + Antenna 5 CDD MODE (FCC+IC): 26 Tones, RU Index 8

Test Engineer:	12482
Test Date:	4/20/21

Antenna Gain and Limit

Channel	Frequency (MHz)	Directional Gain For Power (dBi)	Directional Gain For PSD (dBi)	Power Limit (dBm)	PSD Limit (dBm/500KHz)
Low	5755	-2.09	0.87	30.00	30.00
High	5795	-2.09	0.87	30.00	30.00

Duty Cycle CF (dB)	0.09	**Included in Calculations of Corr'd PSD**

Output Power Results

Channel	Frequency (MHz)	Antenna 6 Meas Power (dBm)	Antenna 5 Meas Power (dBm)	Total Corr'd Power (dBm)	Power Limit (dBm)	Power Margin (dB)
Low	5755	10.68	10.74	13.72	30.00	-16.28
High	5795	10.70	10.71	13.72	30.00	-16.28

PSD Results

Channel	Frequency (MHz)	Antenna 6 Meas PSD (dBm/500KHz)	Antenna 5 Meas PSD (dBm/500KHz)	Total Corr'd PSD (dBm/500KHz)	PSD Limit (dBm/500KHz)	PSD Margin (dB)
Low	5755	13.816	14.416	17.227	30.00	-12.773
High	5795	14.176	14.462	17.422	30.00	-12.578

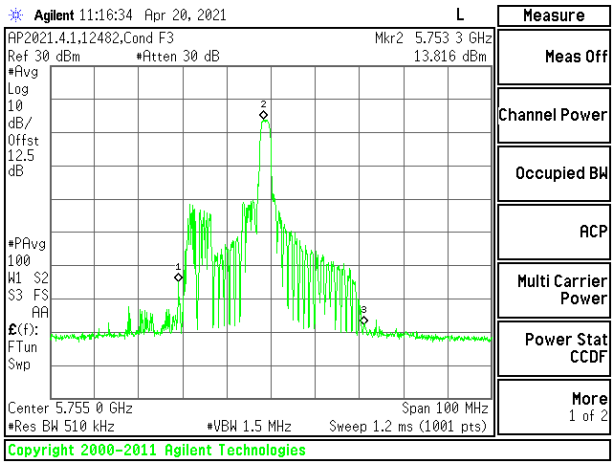

LOW CHANNEL [ANT 6]

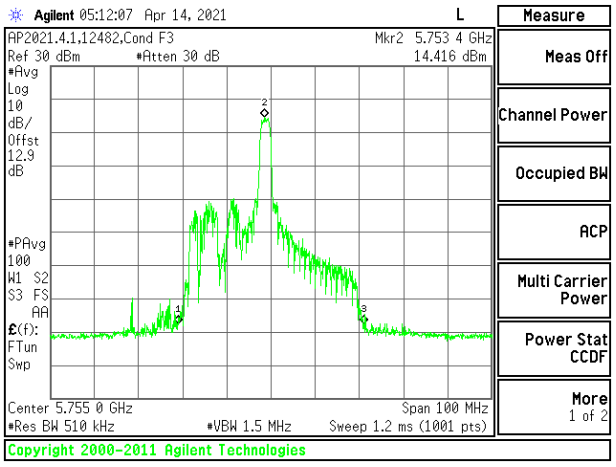

LOW CHANNEL [ANT 5]

UL VERIFICATION SERVICES INC.
47173 Benicia Street, Fremont, CA 94538; USA TEL:(510) 319-4000 FAX:(510) 661-0888

This report shall not be reproduced except in full, without the written approval of UL Verification Services Inc.

2TX Antenna 6 + Antenna 5 CDD MODE (FCC+IC): 26 Tones, RU Index 17

Test Engineer:	12482
Test Date:	4/20/21

Antenna Gain and Limit

Channel	Frequency (MHz)	Directional Gain For Power (dBi)	Directional Gain For PSD (dBi)	Power Limit (dBm)	PSD Limit (dBm/500KHz)
Low	5755	-2.09	0.87	30.00	30.00
High	5795	-2.09	0.87	30.00	30.00

Duty Cycle CF (dB)	0.09	**Included in Calculations of Corr'd PSD**

Output Power Results

Channel	Frequency (MHz)	Antenna 6 Meas Power (dBm)	Antenna 5 Meas Power (dBm)	Total Corr'd Power (dBm)	Power Limit (dBm)	Power Margin (dB)
Low	5755	10.75	10.74	13.76	30.00	-16.24
High	5795	10.72	10.75	13.75	30.00	-16.25

PSD Results

Channel	Frequency (MHz)	Antenna 6 Meas PSD (dBm/500KHz)	Antenna 5 Meas PSD (dBm/500KHz)	Total Corr'd PSD (dBm/500KHz)	PSD Limit (dBm/500KHz)	PSD Margin (dB)
Low	5755	14.878	14.670	17.876	30.00	-12.124
High	5795	14.723	14.913	17.919	30.00	-12.081

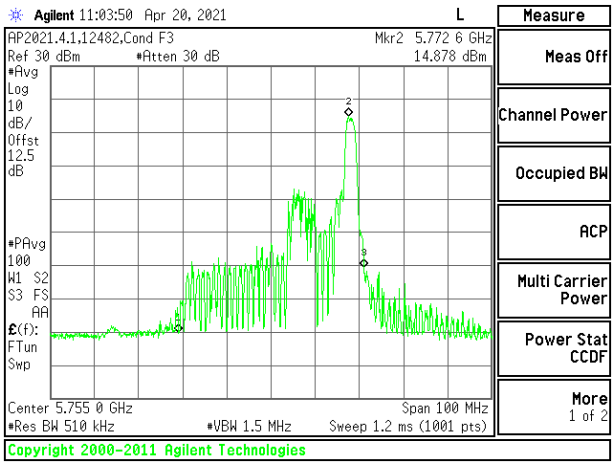

LOW CHANNEL [ANT 6]

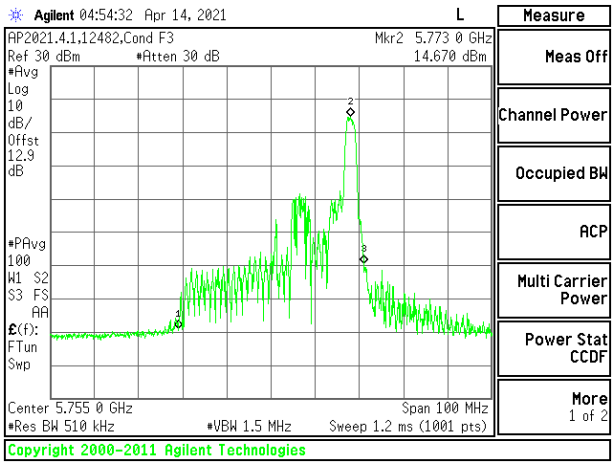

LOW CHANNEL [ANT 5]

UL VERIFICATION SERVICES INC.
47173 Benicia Street, Fremont, CA 94538; USA TEL:(510) 319-4000 FAX:(510) 661-0888

This report shall not be reproduced except in full, without the written approval of UL Verification Services Inc.

2TX Antenna 6 + Antenna 5 CDD MODE (FCC+IC): SU Mode

Test Engineer:	19232
Test Date:	7/24/21

Antenna Gain and Limit

Channel	Frequency (MHz)	Directional Gain For Power (dBi)	Directional Gain For PSD (dBi)	Power Limit (dBm)	PSD Limit (dBm/500KHz)
Low	5755	-2.09	0.87	30.00	30.00
High	5795	-2.09	0.87	30.00	30.00

Duty Cycle CF (dB)	0.09	**Included in Calculations of Corr'd PSD**

Output Power Results

Channel	Frequency (MHz)	Antenna 6 Meas Power (dBm)	Antenna 5 Meas Power (dBm)	Total Corr'd Power (dBm)	Power Limit (dBm)	Power Margin (dB)
Low	5755	20.18	20.20	23.20	30.00	-6.80
High	5795	20.21	20.22	23.23	30.00	-6.77

PSD Results

Channel	Frequency (MHz)	Antenna 6 Meas PSD (dBm/500KHz)	Antenna 5 Meas PSD (dBm/500KHz)	Total Corr'd PSD (dBm/500KHz)	PSD Limit (dBm/500KHz)	PSD Margin (dB)
Low	5755	3.833	4.282	7.164	30.00	-22.836
High	5795	4.326	4.404	7.465	30.00	-22.535

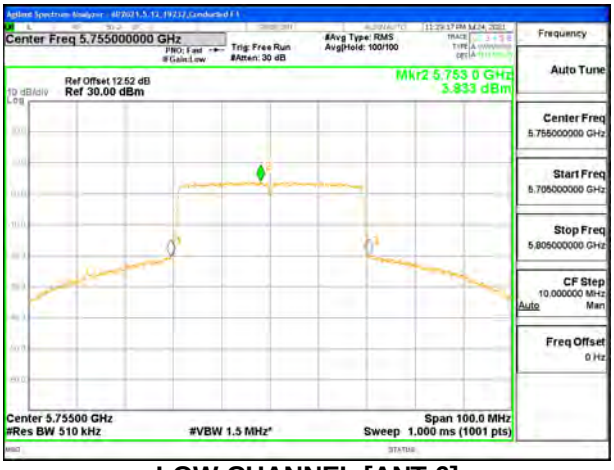

LOW CHANNEL [ANT 6]

LOW CHANNEL [ANT 5]

UL VERIFICATION SERVICES INC.
47173 Benicia Street, Fremont, CA 94538; USA TEL:(510) 319-4000 FAX:(510) 661-0888

This report shall not be reproduced except in full, without the written approval of UL Verification Services Inc.

9.4.24. 802.11ax HE80 MODE IN THE 5.8 GHz BAND

1TX Antenna 6 MODE (FCC+IC): 26 Tones, RU Index 0

Test Engineer:	12482
Test Date:	4/16/21

Antenna Gain and Limit

Channel	Frequency (MHz)	Directional Gain (dBi)	Power Limit (dBm)	PSD Limit (dBm/500KHz)
Mid	5775	-3.20	30.00	30.00

Duty Cycle CF (dB)	0.11	**Included in Calculations of Corr'd PSD**

Output Power Results

Channel	Frequency (MHz)	Antenna 6 Meas Power (dBm)	Total Corr'd Power (dBm)	Power Limit (dBm)	Power Margin (dB)
Mid	5775	10.72	10.72	30.00	-19.28

PSD Results

Channel	Frequency (MHz)	Antenna 6 Meas PSD (dBm/500KHz)	Total Corr'd PSD (dBm/500KHz)	PSD Limit (dBm/500KHz)	PSD Margin (dB)
Mid	5775	14.115	14.225	30.00	-15.78

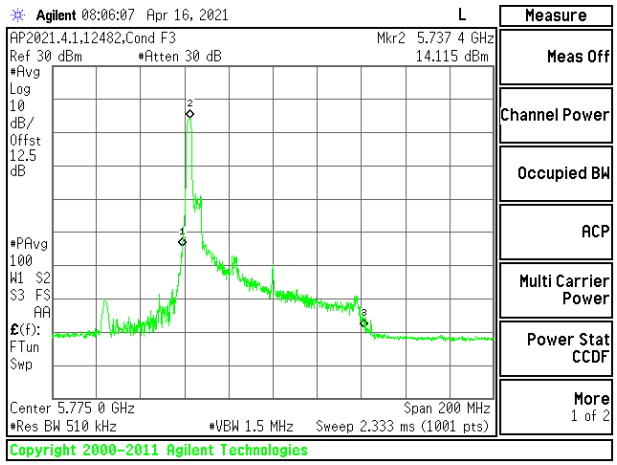

MID CHANNEL

UL VERIFICATION SERVICES INC.
47173 Benicia Street, Fremont, CA 94538; USA TEL:(510) 319-4000 FAX:(510) 661-0888

This report shall not be reproduced except in full, without the written approval of UL Verification Services Inc.

1TX Antenna 6 MODE (FCC+IC): 26 Tones, RU Index 18

Test Engineer:	12482
Test Date:	4/16/21

Antenna Gain and Limit

Channel	Frequency (MHz)	Directional Gain (dBi)	Power Limit (dBm)	PSD Limit (dBm/500KHz)
Mid	5775	-3.20	30.00	30.00

Duty Cycle CF (dB)	0.11	**Included in Calculations of Corr'd PSD**

Output Power Results

Channel	Frequency (MHz)	Antenna 6 Meas Power (dBm)	Total Corr'd Power (dBm)	Power Limit (dBm)	Power Margin (dB)
Mid	5775	10.69	10.69	30.00	-19.31

PSD Results

Channel	Frequency (MHz)	Antenna 6 Meas PSD (dBm/500KHz)	Total Corr'd PSD (dBm/500KHz)	PSD Limit (dBm/500KHz)	PSD Margin (dB)
Mid	5775	13.756	13.866	30.00	-16.13

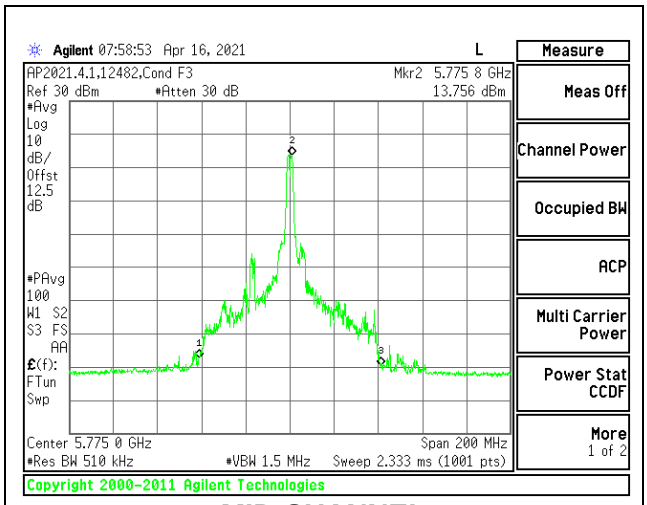

MID CHANNEL

UL VERIFICATION SERVICES INC.
47173 Benicia Street, Fremont, CA 94538; USA TEL:(510) 319-4000 FAX:(510) 661-0888

This report shall not be reproduced except in full, without the written approval of UL Verification Services Inc.

1TX Antenna 6 MODE (FCC+IC): 26 Tones, RU Index 36

Test Engineer:	12482
Test Date:	4/16/21

Antenna Gain and Limit

Channel	Frequency (MHz)	Directional Gain (dBi)	Power Limit (dBm)	PSD Limit (dBm/500KHz)
Mid	5775	-3.20	30.00	30.00

Duty Cycle CF (dB)	0.11	**Included in Calculations of Corr'd PSD**

Output Power Results

Channel	Frequency (MHz)	Antenna 6 Meas Power (dBm)	Total Corr'd Power (dBm)	Power Limit (dBm)	Power Margin (dB)
Mid	5775	10.73	10.73	30.00	-19.27

PSD Results

Channel	Frequency (MHz)	Antenna 6 Meas PSD (dBm/500KHz)	Total Corr'd PSD (dBm/500KHz)	PSD Limit (dBm/500KHz)	PSD Margin (dB)
Mid	5775	14.403	14.513	30.00	-15.49

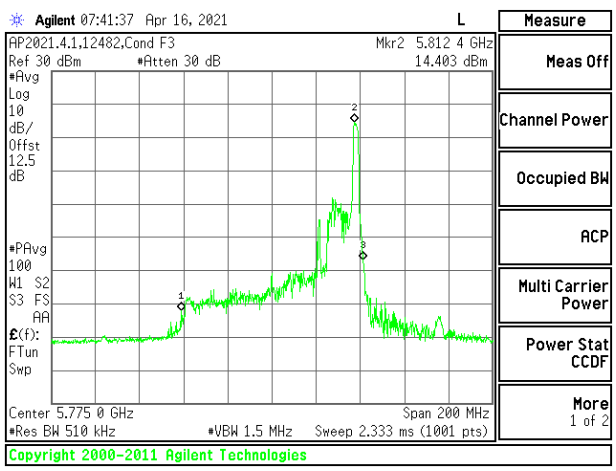

MID CHANNEL

UL VERIFICATION SERVICES INC.
47173 Benicia Street, Fremont, CA 94538; USA TEL:(510) 319-4000 FAX:(510) 661-0888

This report shall not be reproduced except in full, without the written approval of UL Verification Services Inc.

1TX Antenna 6 MODE (FCC+IC): SU Mode

Test Engineer:	19232
Test Date:	7/25/21

Antenna Gain and Limit

Channel	Frequency (MHz)	Directional Gain (dBi)	Power Limit (dBm)	PSD Limit (dBm/500KHz)
Mid	5775	-3.20	30.00	30.00

Duty Cycle CF (dB)	0.11	**Included in Calculations of Corr'd PSD**

Output Power Results

Channel	Frequency (MHz)	Antenna 6 Meas Power (dBm)	Total Corr'd Power (dBm)	Power Limit (dBm)	Power Margin (dB)
Mid	5775	20.24	20.24	30.00	-9.76

PSD Results

Channel	Frequency (MHz)	Antenna 6 Meas PSD (dBm/500KHz)	Total Corr'd PSD (dBm/500KHz)	PSD Limit (dBm/500KHz)	PSD Margin (dB)
Mid	5775	1.253	1.363	30.00	-28.64

MID CHANNEL

UL VERIFICATION SERVICES INC.
47173 Benicia Street, Fremont, CA 94538; USA TEL:(510) 319-4000 FAX:(510) 661-0888

This report shall not be reproduced except in full, without the written approval of UL Verification Services Inc.

1TX Antenna 5 MODE (FCC+IC): 26 Tones, RU Index 0

Test Engineer:	12482
Test Date:	4/9/21

Antenna Gain and Limit

Channel	Frequency (MHz)	Directional Gain (dBi)	Power Limit (dBm)	PSD Limit (dBm/500KHz)
Mid	5775	-1.20	30.00	30.00

Duty Cycle CF (dB)	0.11	**Included in Calculations of Corr'd PSD**

Output Power Results

Channel	Frequency (MHz)	Antenna 5 Meas Power (dBm)	Total Corr'd Power (dBm)	Power Limit (dBm)	Power Margin (dB)
Mid	5775	10.71	10.71	30.00	-19.29

PSD Results

Channel	Frequency (MHz)	Antenna 5 Meas PSD (dBm/500KHz)	Total Corr'd PSD (dBm/500KHz)	PSD Limit (dBm/500KHz)	PSD Margin (dB)
Mid	5775	14.129	14.239	30.00	-15.76

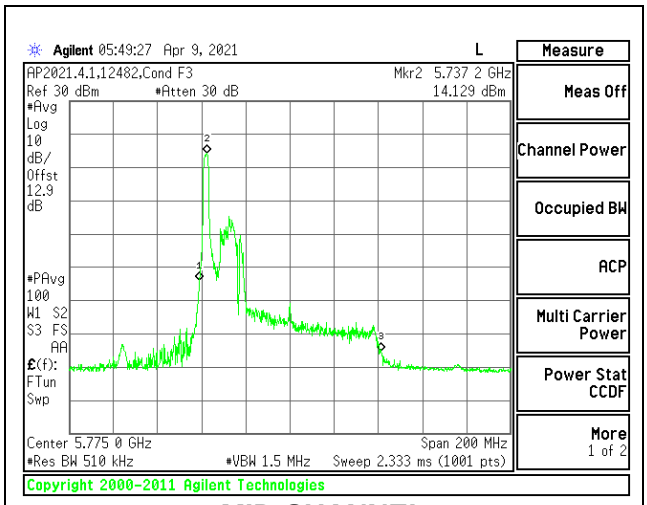

MID CHANNEL

UL VERIFICATION SERVICES INC.
47173 Benicia Street, Fremont, CA 94538; USA TEL:(510) 319-4000 FAX:(510) 661-0888

This report shall not be reproduced except in full, without the written approval of UL Verification Services Inc.

1TX Antenna 5 MODE (FCC+IC): 26 Tones, RU Index 18

Test Engineer:	12482
Test Date:	4/9/21

Antenna Gain and Limit

Channel	Frequency (MHz)	Directional Gain (dBi)	Power Limit (dBm)	PSD Limit (dBm/500KHz)
Mid	5775	-1.20	30.00	30.00

Duty Cycle CF (dB)	0.11	**Included in Calculations of Corr'd PSD**

Output Power Results

Channel	Frequency (MHz)	Antenna 5 Meas Power (dBm)	Total Corr'd Power (dBm)	Power Limit (dBm)	Power Margin (dB)
Mid	5775	10.73	10.73	30.00	-19.27

PSD Results

Channel	Frequency (MHz)	Antenna 5 Meas PSD (dBm/500KHz)	Total Corr'd PSD (dBm/500KHz)	PSD Limit (dBm/500KHz)	PSD Margin (dB)
Mid	5775	13.706	13.816	30.00	-16.18

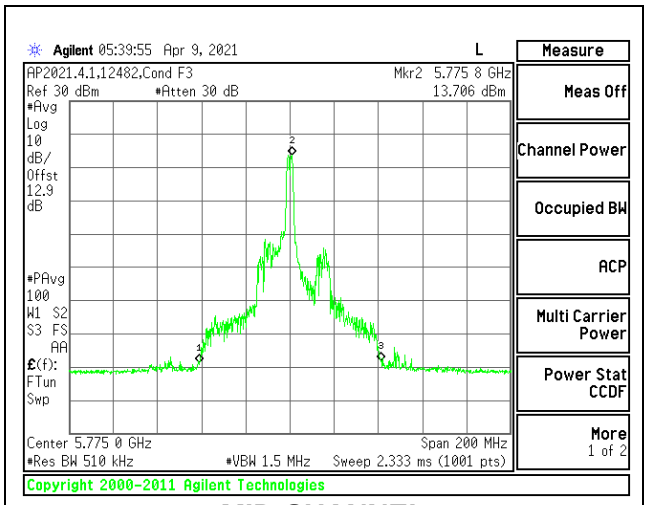

MID CHANNEL

UL VERIFICATION SERVICES INC.
47173 Benicia Street, Fremont, CA 94538; USA TEL:(510) 319-4000 FAX:(510) 661-0888

This report shall not be reproduced except in full, without the written approval of UL Verification Services Inc.

1TX Antenna 5 MODE (FCC+IC): 26 Tones, RU Index 36

Test Engineer:	12482
Test Date:	4/9/21

Antenna Gain and Limit

Channel	Frequency (MHz)	Directional Gain (dBi)	Power Limit (dBm)	PSD Limit (dBm/500KHz)
Mid	5775	-1.20	30.00	30.00

Duty Cycle CF (dB)	0.11	**Included in Calculations of Corr'd PSD**

Output Power Results

Channel	Frequency (MHz)	Antenna 5 Meas Power (dBm)	Total Corr'd Power (dBm)	Power Limit (dBm)	Power Margin (dB)
Mid	5775	10.74	10.74	30.00	-19.26

PSD Results

Channel	Frequency (MHz)	Antenna 5 Meas PSD (dBm/500KHz)	Total Corr'd PSD (dBm/500KHz)	PSD Limit (dBm/500KHz)	PSD Margin (dB)
Mid	5775	14.212	14.322	30.00	-15.68

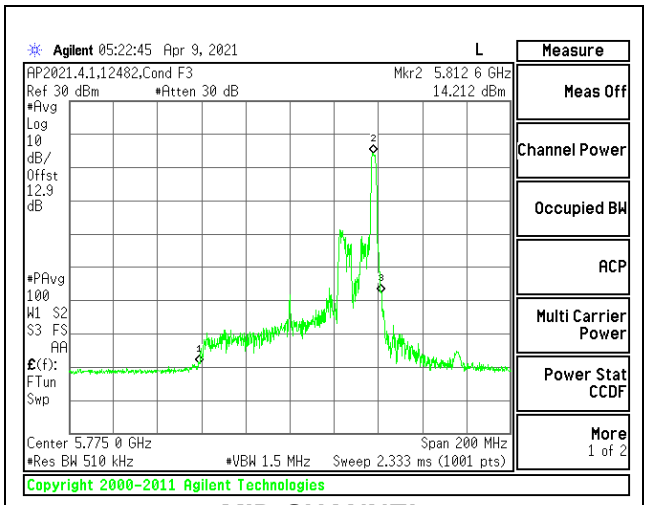

MID CHANNEL

UL VERIFICATION SERVICES INC.
47173 Benicia Street, Fremont, CA 94538; USA TEL:(510) 319-4000 FAX:(510) 661-0888

This report shall not be reproduced except in full, without the written approval of UL Verification Services Inc.

1TX Antenna 5 MODE (FCC+IC): SU Mode

Test Engineer:	19232
Test Date:	7/25/21

Antenna Gain and Limit

Channel	Frequency (MHz)	Directional Gain (dBi)	Power Limit (dBm)	PSD Limit (dBm/500KHz)
Mid	5775	-1.20	30.00	30.00

Duty Cycle CF (dB)	0.11	**Included in Calculations of Corr'd PSD**

Output Power Results

Channel	Frequency (MHz)	Antenna 5 Meas Power (dBm)	Total Corr'd Power (dBm)	Power Limit (dBm)	Power Margin (dB)
Mid	5775	20.23	20.23	30.00	-9.77

PSD Results

Channel	Frequency (MHz)	Antenna 5 Meas PSD (dBm/500KHz)	Total Corr'd PSD (dBm/500KHz)	PSD Limit (dBm/500KHz)	PSD Margin (dB)
Mid	5775	1.392	1.502	30.00	-28.50

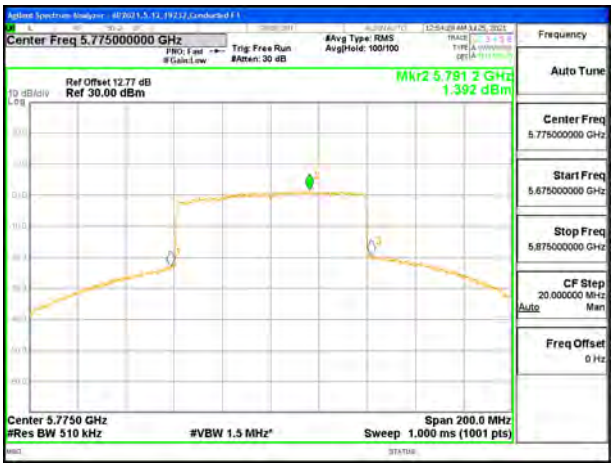

MID CHANNEL

UL VERIFICATION SERVICES INC.
47173 Benicia Street, Fremont, CA 94538; USA TEL:(510) 319-4000 FAX:(510) 661-0888

This report shall not be reproduced except in full, without the written approval of UL Verification Services Inc.

2TX Antenna 6 + Antenna 5 CDD MODE (FCC+IC): 26 Tones, RU Index 0

Test Engineer:	12482
Test Date:	4/16/21

Antenna Gain and Limit

Channel	Frequency (MHz)	Directional Gain For Power (dBi)	Directional Gain For PSD (dBi)	Power Limit (dBm)	PSD Limit (dBm/500KHz)
Mid	5775	-2.09	0.87	30.00	30.00

Duty Cycle CF (dB)	0.13	**Included in Calculations of Corr'd PSD**

Output Power Results

Channel	Frequency (MHz)	Antenna 6 Meas Power (dBm)	Antenna 5 Meas Power (dBm)	Total Corr'd Power (dBm)	Power Limit (dBm)	Power Margin (dB)
Mid	5775	10.70	10.69	13.71	30.00	-16.29

PSD Results

Channel	Frequency (MHz)	Antenna 6 Meas PSD (dBm/500KHz)	Antenna 5 Meas PSD (dBm/500KHz)	Total Corr'd PSD (dBm/500KHz)	PSD Limit (dBm/500KHz)	PSD Margin (dB)
Mid	5775	14.370	14.509	17.580	30.00	-12.420

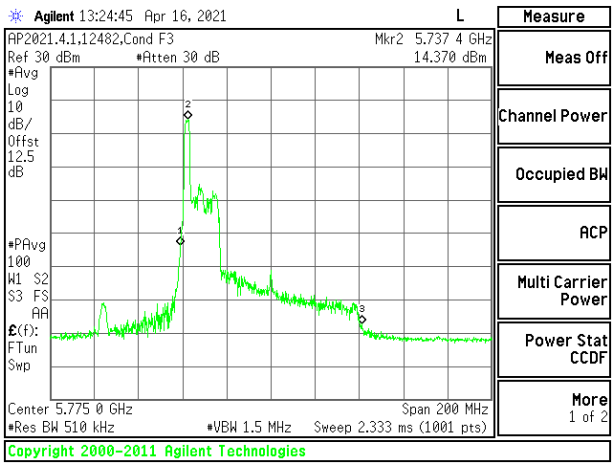

MID CHANNEL [ANT 6]

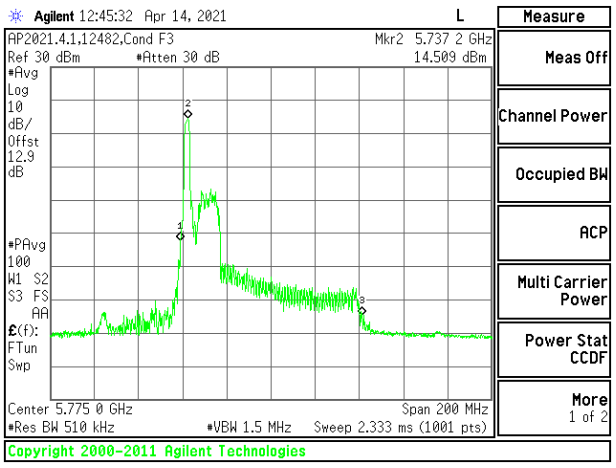

MID CHANNEL [ANT 5]

UL VERIFICATION SERVICES INC.
47173 Benicia Street, Fremont, CA 94538; USA TEL:(510) 319-4000 FAX:(510) 661-0888

This report shall not be reproduced except in full, without the written approval of UL Verification Services Inc.

2TX Antenna 6 + Antenna 5 CDD MODE (FCC+IC): 26 Tones, RU Index 18

Test Engineer:	12482
Test Date:	4/16/21

Antenna Gain and Limit

Channel	Frequency (MHz)	Directional Gain For Power (dBi)	Directional Gain For PSD (dBi)	Power Limit (dBm)	PSD Limit (dBm/500KHz)
Mid	5775	-2.09	0.87	30.00	30.00

Duty Cycle CF (dB)	0.13	**Included in Calculations of Corr'd PSD**

Output Power Results

Channel	Frequency (MHz)	Antenna 6 Meas Power (dBm)	Antenna 5 Meas Power (dBm)	Total Corr'd Power (dBm)	Power Limit (dBm)	Power Margin (dB)
Mid	5775	10.72	10.73	13.74	30.00	-16.26

PSD Results

Channel	Frequency (MHz)	Antenna 6 Meas PSD (dBm/500KHz)	Antenna 5 Meas PSD (dBm/500KHz)	Total Corr'd PSD (dBm/500KHz)	PSD Limit (dBm/500KHz)	PSD Margin (dB)
Mid	5775	14.090	14.160	17.265	30.00	-12.735

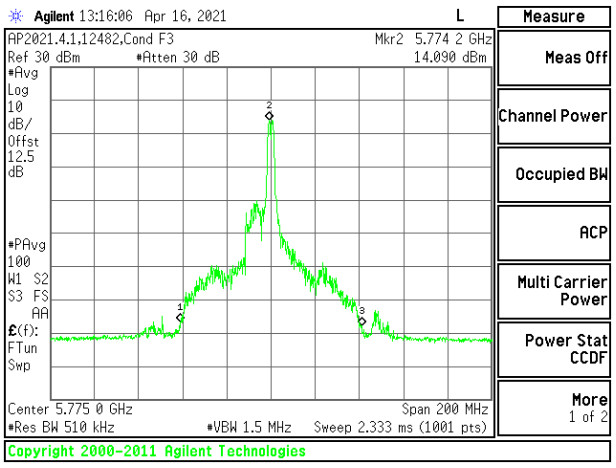

MID CHANNEL [ANT 6]

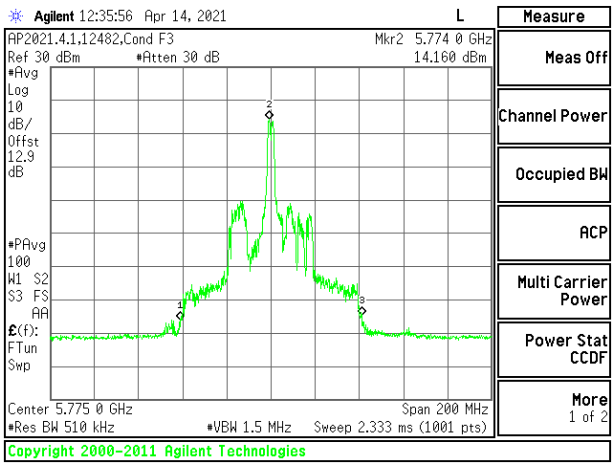

MID CHANNEL [ANT 5]

UL VERIFICATION SERVICES INC.
47173 Benicia Street, Fremont, CA 94538; USA TEL:(510) 319-4000 FAX:(510) 661-0888

This report shall not be reproduced except in full, without the written approval of UL Verification Services Inc.

2TX Antenna 6 + Antenna 5 CDD MODE (FCC+IC): 26 Tones, RU Index 36

Test Engineer:	12482
Test Date:	4/16/21

Antenna Gain and Limit

Channel	Frequency (MHz)	Directional Gain For Power (dBi)	Directional Gain For PSD (dBi)	Power Limit (dBm)	PSD Limit (dBm/500KHz)
Mid	5775	-2.09	0.87	30.00	30.00

Duty Cycle CF (dB)	0.13	**Included in Calculations of Corr'd PSD**

Output Power Results

Channel	Frequency (MHz)	Antenna 6 Meas Power (dBm)	Antenna 5 Meas Power (dBm)	Total Corr'd Power (dBm)	Power Limit (dBm)	Power Margin (dB)
Mid	5775	10.75	10.73	13.75	30.00	-16.25

PSD Results

Channel	Frequency (MHz)	Antenna 6 Meas PSD (dBm/500KHz)	Antenna 5 Meas PSD (dBm/500KHz)	Total Corr'd PSD (dBm/500KHz)	PSD Limit (dBm/500KHz)	PSD Margin (dB)
Mid	5775	14.599	14.448	17.664	30.00	-12.336

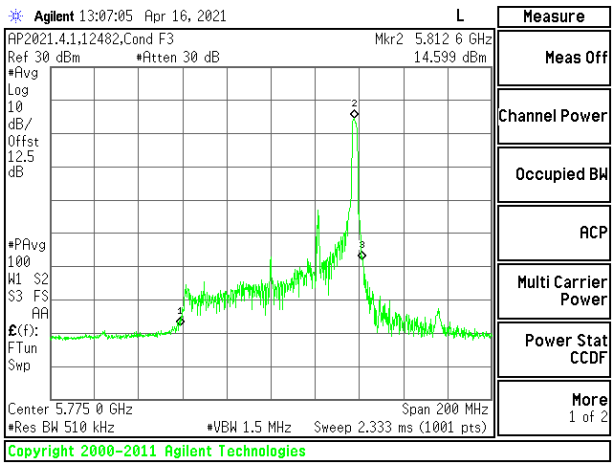

MID CHANNEL [ANT 6]

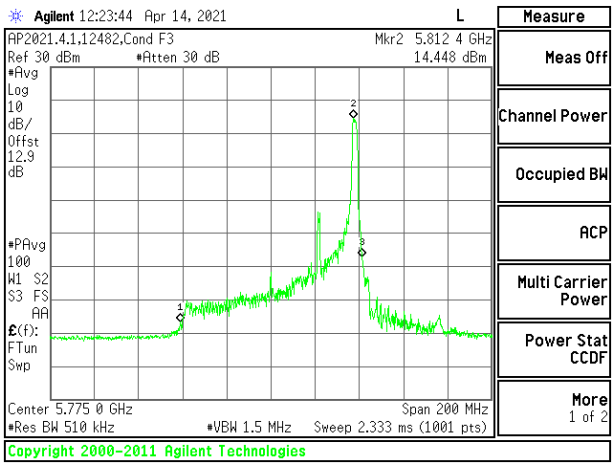

MID CHANNEL [ANT 5]

UL VERIFICATION SERVICES INC.
47173 Benicia Street, Fremont, CA 94538; USA TEL:(510) 319-4000 FAX:(510) 661-0888

This report shall not be reproduced except in full, without the written approval of UL Verification Services Inc.

2TX Antenna 6 + Antenna 5 CDD MODE (FCC+IC): SU Mode

Test Engineer:	19232
Test Date:	7/25/21

Antenna Gain and Limit

Channel	Frequency (MHz)	Directional Gain For Power (dBi)	Directional Gain For PSD (dBi)	Power Limit (dBm)	PSD Limit (dBm/500KHz)
Mid	5775	-2.09	0.87	30.00	30.00

Duty Cycle CF (dB)	0.13	**Included in Calculations of Corr'd PSD**

Output Power Results

Channel	Frequency (MHz)	Antenna 6 Meas Power (dBm)	Antenna 5 Meas Power (dBm)	Total Corr'd Power (dBm)	Power Limit (dBm)	Power Margin (dB)
Mid	5775	19.70	19.73	22.73	30.00	-7.27

PSD Results

Channel	Frequency (MHz)	Antenna 6 Meas PSD (dBm/500KHz)	Antenna 5 Meas PSD (dBm/500KHz)	Total Corr'd PSD (dBm/500KHz)	PSD Limit (dBm/500KHz)	PSD Margin (dB)
Mid	5775	0.748	0.797	3.913	30.00	-26.087

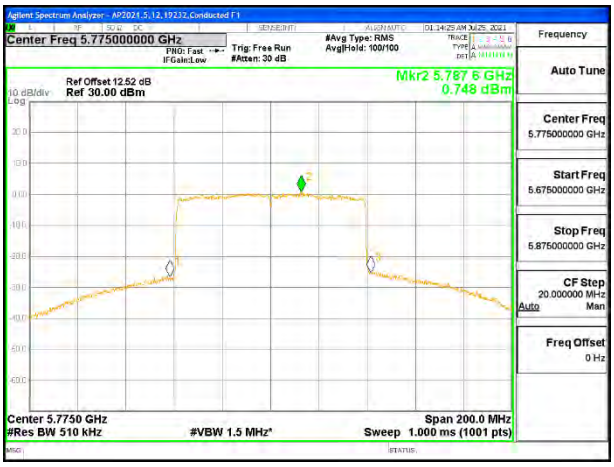

MID CHANNEL [ANT 6]

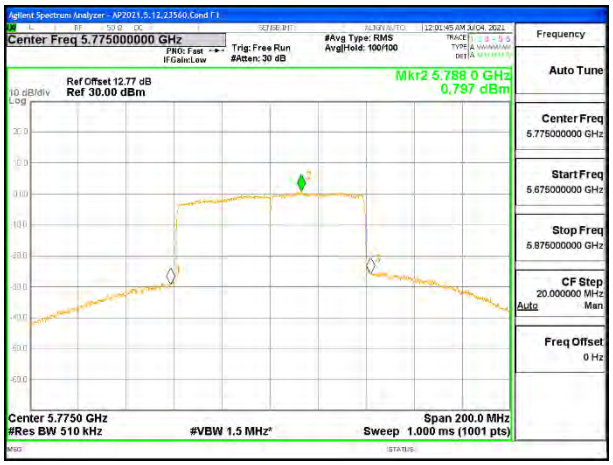

MID CHANNEL [ANT 5]

UL VERIFICATION SERVICES INC.
47173 Benicia Street, Fremont, CA 94538; USA TEL:(510) 319-4000 FAX:(510) 661-0888

This report shall not be reproduced except in full, without the written approval of UL Verification Services Inc.

10. SETUP PHOTOS

Please refer to 13573777-EP1V1 for setup photos.

END OF TEST REPORT

UL VERIFICATION SERVICES INC.
47173 Benicia Street, Fremont, CA 94538; USA TEL:(510) 319-4000 FAX:(510) 661-0888

This report shall not be reproduced except in full, without the written approval of UL Verification Services Inc.