VERTICAL RESULT

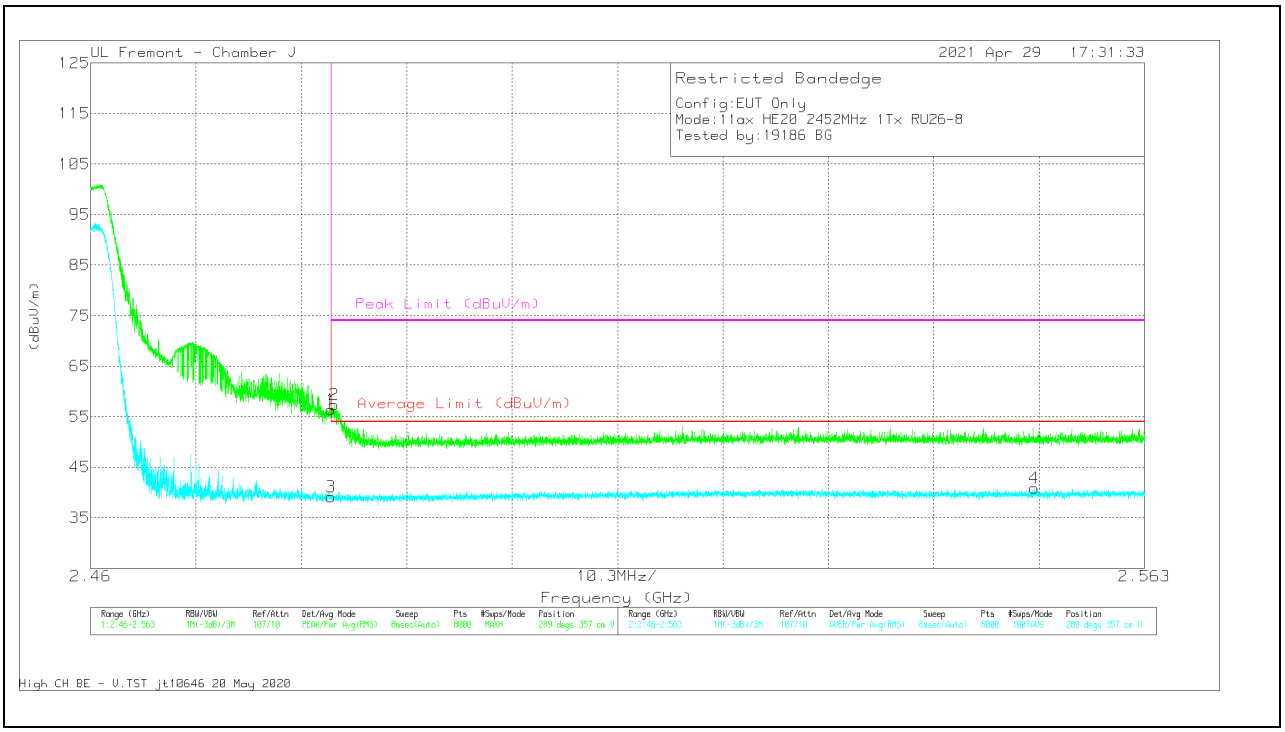

Marker	Frequency (GHz)	Meter Reading (dBuV)	Det	AF PRE0100034 (dB/m)	Amp/Cbl/Fltr/Pad (dB)	Corrected Reading (dBuV/m)	Average Limit (dBuV/m)	Margin (dB)	Peak Limit (dBuV/m)	PK Margin (dB)	Azimuth (Degs)	Height (cm)	Polarity
1	* 2.4835	38.02	Pk	32.5	-14.2	56.32	-	-	74	-17.68	289	357	V
2	* 2.4838	39.03	Pk	32.5	-14.2	57.33	-	-	74	-16.67	289	357	V
3	* 2.4835	20.78	RMS	32.5	-14.2	39.08	54	-14.92	-	-	289	357	V
4	2.55223	22.25	RMS	32.6	-14	40.85	54	-13.15	-	-	289	357	V

* - indicates frequency in CFR47 Pt 15 / IC RSS-Restricted Band
Pk - Peak detector
RMS - RMS detection

UL VERIFICATION SERVICES INC.
47173 Benicia Street, Fremont, CA 94538; USA TEL:(510) 319-4000 FAX:(510) 661-0888
This report shall not be reproduced except in full, without the written approval of UL Verification Services Inc.

BANDEDGE (HIGH CHANNEL, CH 10)

HORIZONTAL RESULT

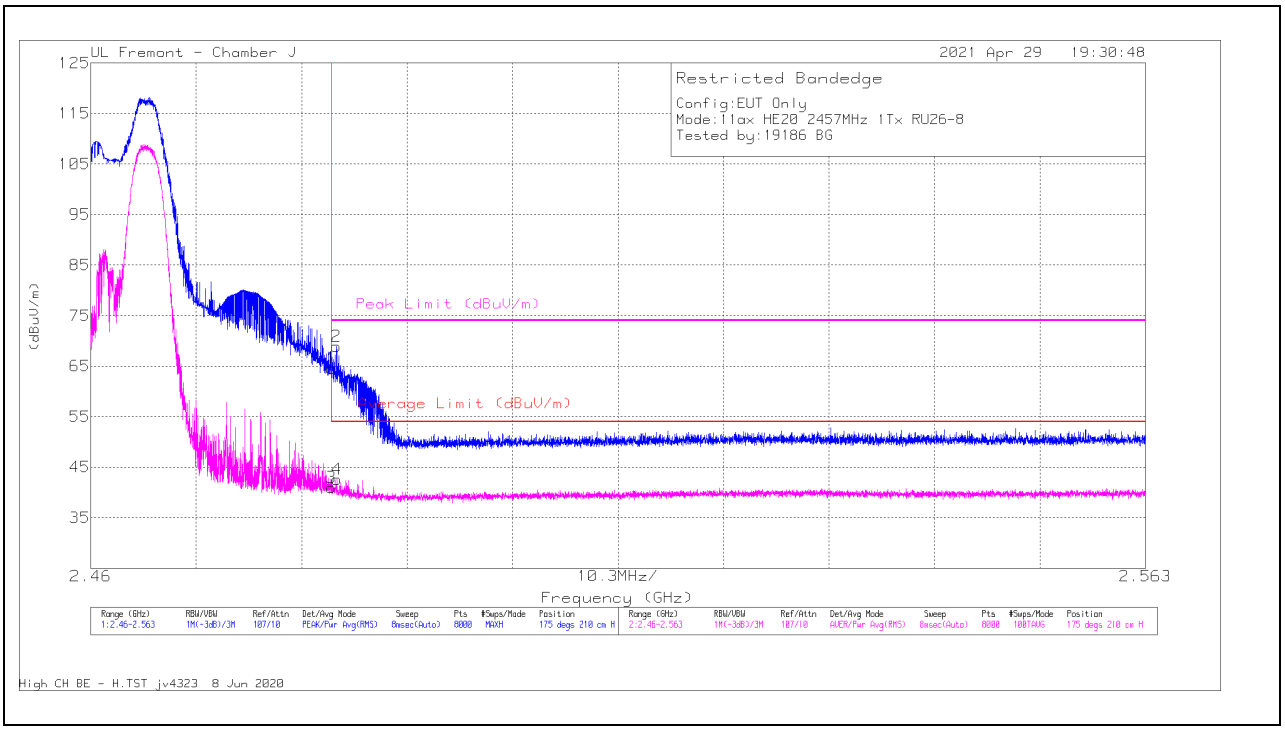

Marker	Frequency (GHz)	Meter Reading (dBuV)	Det	AF PRE0100034 (dB/m)	Amp/Cbl/Fltr/Pad (dB)	Corrected Reading (dBuV/m)	Average Limit (dBuV/m)	Margin (dB)	Peak Limit (dBuV/m)	PK Margin (dB)	Azimuth (Degs)	Height (cm)	Polarity
1	* 2.4835	46.23	Pk	32.5	-14.2	64.53	-	-	74	-9.47	175	210	H
2	* 2.484	50.6	Pk	32.5	-14.2	68.9	-	-	74	-5.1	175	210	H
3	* 2.4835	22.72	RMS	32.5	-14.2	41.02	54	-12.98	-	-	175	210	H
4	* 2.48404	24.24	RMS	32.5	-14.2	42.54	54	-11.46	-	-	175	210	H

* - indicates frequency in CFR47 Pt 15 / IC RSS-Restricted Band
Pk - Peak detector
RMS - RMS detection

UL VERIFICATION SERVICES INC.
47173 Benicia Street, Fremont, CA 94538; USA TEL:(510) 319-4000 FAX:(510) 661-0888
This report shall not be reproduced except in full, without the written approval of UL Verification Services Inc.

VERTICAL RESULT

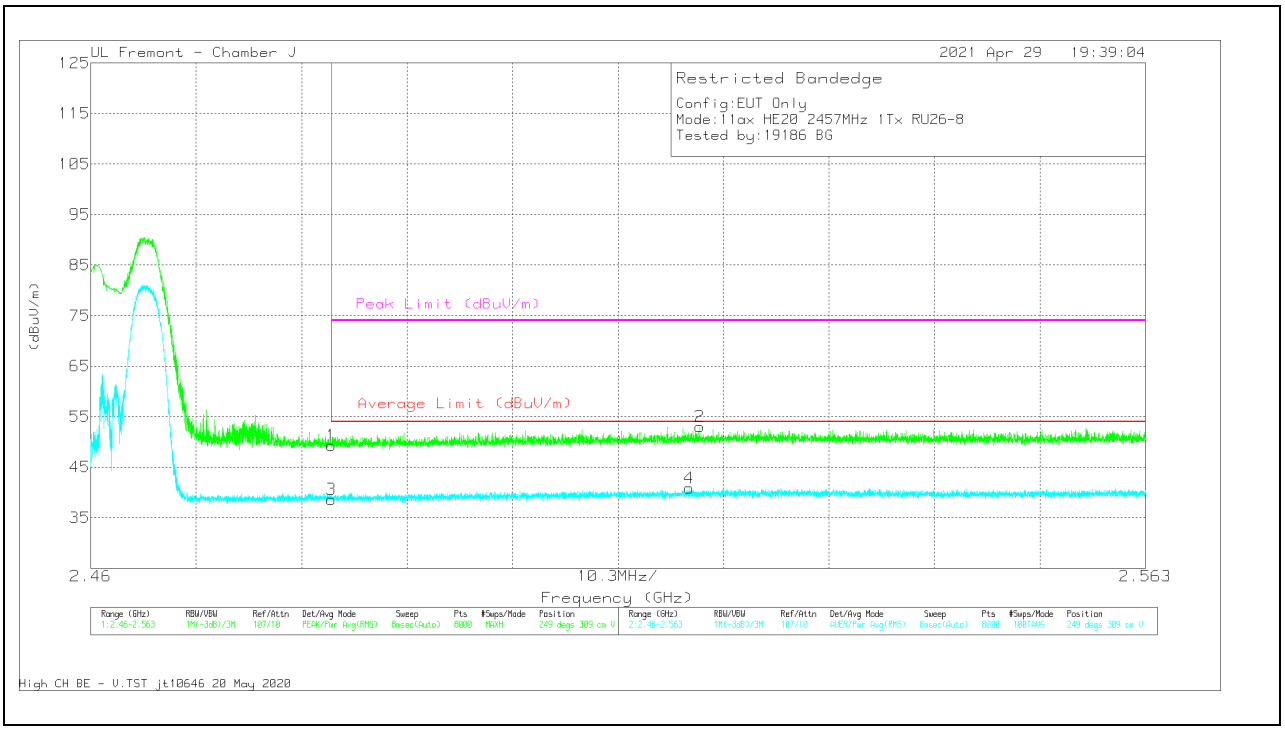

Marker	Frequency (GHz)	Meter Reading (dBuV)	Det	AF PRE0100034 (dB/m)	Amp/Cbl/Fltr/Pad (dB)	Corrected Reading (dBuV/m)	Average Limit (dBuV/m)	Margin (dB)	Peak Limit (dBuV/m)	PK Margin (dB)	Azimuth (Degs)	Height (cm)	Polarity
1	* 2.4835	31.05	Pk	32.5	-14.2	49.35	-	-	74	-24.65	249	309	V
2	2.51948	34.27	Pk	32.7	-14	52.97	-	-	74	-21.03	249	309	V
3	* 2.4835	20.32	RMS	32.5	-14.2	38.62	54	-15.38	-	-	249	309	V
4	2.51844	22.21	RMS	32.7	-14	40.91	54	-13.09	-	-	249	309	V

* - indicates frequency in CFR47 Pt 15 / IC RSS-Restricted Band
Pk - Peak detector
RMS - RMS detection

UL VERIFICATION SERVICES INC.
47173 Benicia Street, Fremont, CA 94538; USA TEL:(510) 319-4000 FAX:(510) 661-0888

This report shall not be reproduced except in full, without the written approval of UL Verification Services Inc.

BANDEDGE (HIGH CHANNEL, CH 11)

HORIZONTAL RESULT

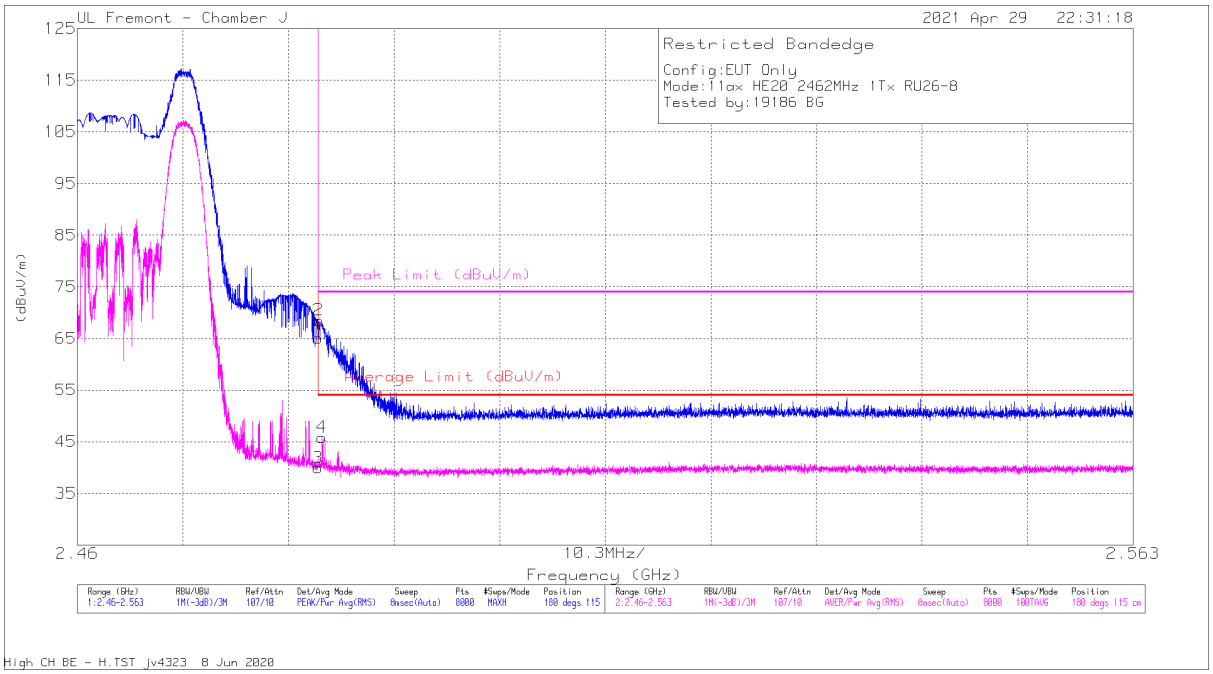

Marker	Frequency (GHz)	Meter Reading (dBuV)	Det	AF PRE0100034 (dB/m)	Amp/Cbl/Fltr/Pad (dB)	Corrected Reading (dBuV/m)	Average Limit (dBuV/m)	Margin (dB)	Peak Limit (dBuV/m)	PK Margin (dB)	Azimuth (Degs)	Height (cm)	Polarity
1	* 2.4835	46.77	Pk	32.5	-14.2	65.07	-	-	74	-8.93	180	115	H
2	* 2.48351	50.22	Pk	32.5	-14.2	68.52	-	-	74	-5.48	180	115	H
3	* 2.4835	21.65	RMS	32.5	-14.2	39.95	54	-14.05	-	-	180	115	H
4	* 2.48385	27.55	RMS	32.5	-14.2	45.85	54	-8.15	-	-	180	115	H

* - indicates frequency in CFR47 Pt 15 / IC RSS-Restricted Band
Pk - Peak detector
RMS - RMS detection

UL VERIFICATION SERVICES INC.
47173 Benicia Street, Fremont, CA 94538; USA TEL:(510) 319-4000 FAX:(510) 661-0888

This report shall not be reproduced except in full, without the written approval of UL Verification Services Inc.

VERTICAL RESULT

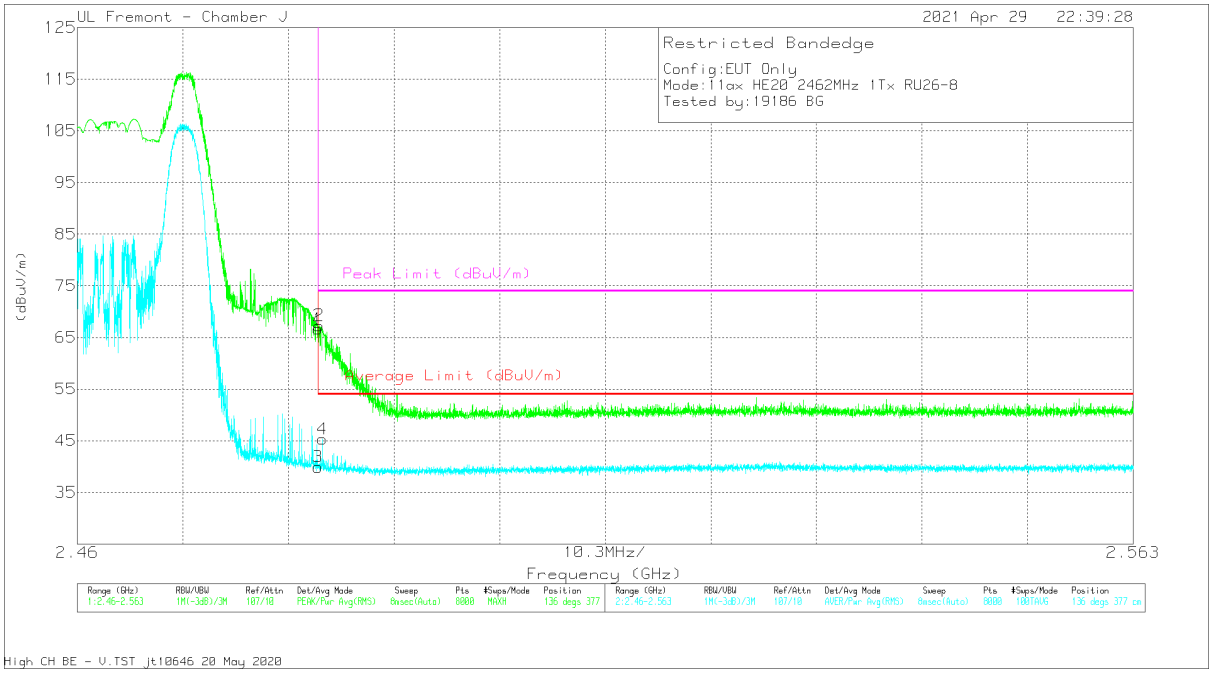

Marker	Frequency (GHz)	Meter Reading (dBuV)	Det	AF PRE0100034 (dB/m)	Amp/Cbl/Fltr/Pad (dB)	Corrected Reading (dBuV/m)	Average Limit (dBuV/m)	Margin (dB)	Peak Limit (dBuV/m)	PK Margin (dB)	Azimuth (Degs)	Height (cm)	Polarity
1	* 2.4835	48.32	Pk	32.5	-14.2	66.62	-	-	74	-7.38	136	377	V
2	* 2.48358	48.98	Pk	32.5	-14.2	67.28	-	-	74	-6.72	136	377	V
3	* 2.4835	21.63	RMS	32.5	-14.2	39.93	54	-14.07	-	-	136	377	V
4	* 2.48391	27.02	RMS	32.5	-14.2	45.32	54	-8.68	-	-	136	377	V

* - indicates frequency in CFR47 Pt 15 / IC RSS-Restricted Band
Pk - Peak detector
RMS - RMS detection

UL VERIFICATION SERVICES INC.
47173 Benicia Street, Fremont, CA 94538; USA TEL:(510) 319-4000 FAX:(510) 661-0888
This report shall not be reproduced except in full, without the written approval of UL Verification Services Inc.

BANDEDGE (HIGH CHANNEL, CH 12)

HORIZONTAL RESULT

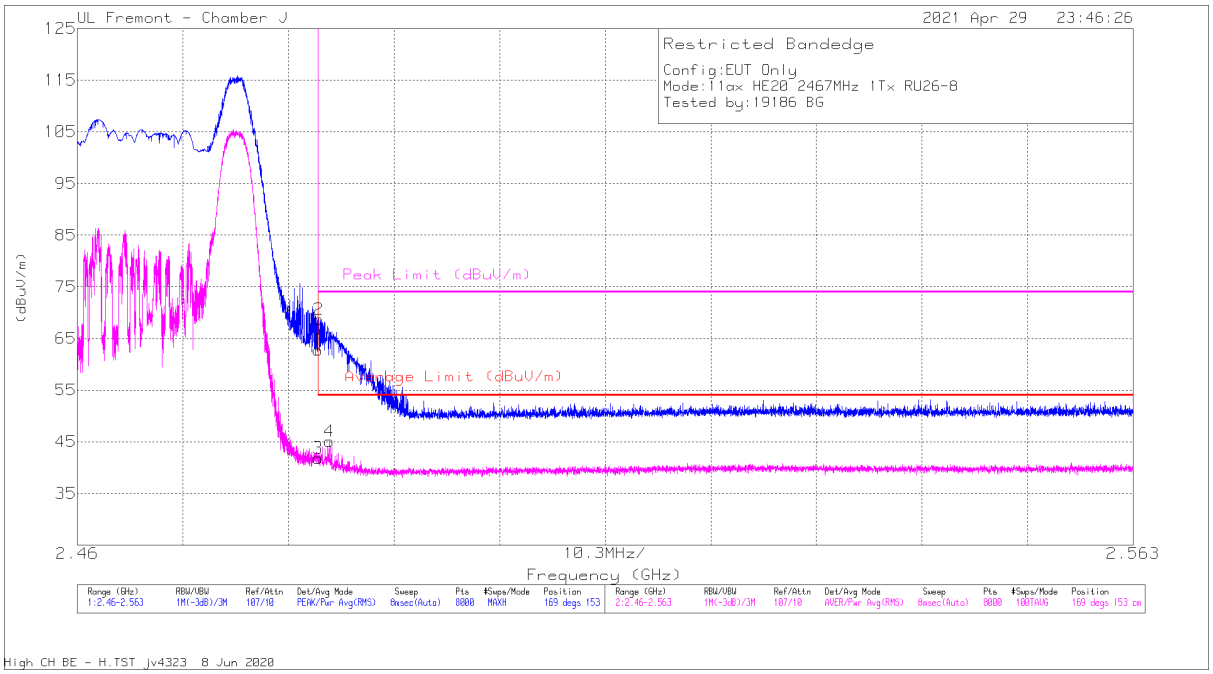

Marker	Frequency (GHz)	Meter Reading (dBuV)	Det	AF PRE0100034 (dB/m)	Amp/Cbl/Fltr/Pad (dB)	Corrected Reading (dBuV/m)	Average Limit (dBuV/m)	Margin (dB)	Peak Limit (dBuV/m)	PK Margin (dB)	Azimuth (Degs)	Height (cm)	Polarity
1	* 2.4835	44.5	Pk	32.5	-14.2	62.8	-	-	74	-11.2	169	153	H
2	* 2.48353	50.38	Pk	32.5	-14.2	68.68	-	-	74	-5.32	169	153	H
3	* 2.4835	23.51	RMS	32.5	-14.2	41.81	54	-12.19	-	-	169	153	H
4	* 2.48457	26.78	RMS	32.5	-14.2	45.08	54	-8.92	-	-	169	153	H

* - indicates frequency in CFR47 Pt 15 / IC RSS-Restricted Band
Pk - Peak detector
RMS - RMS detection

UL VERIFICATION SERVICES INC.
47173 Benicia Street, Fremont, CA 94538; USA TEL:(510) 319-4000 FAX:(510) 661-0888
This report shall not be reproduced except in full, without the written approval of UL Verification Services Inc.

VERTICAL RESULT

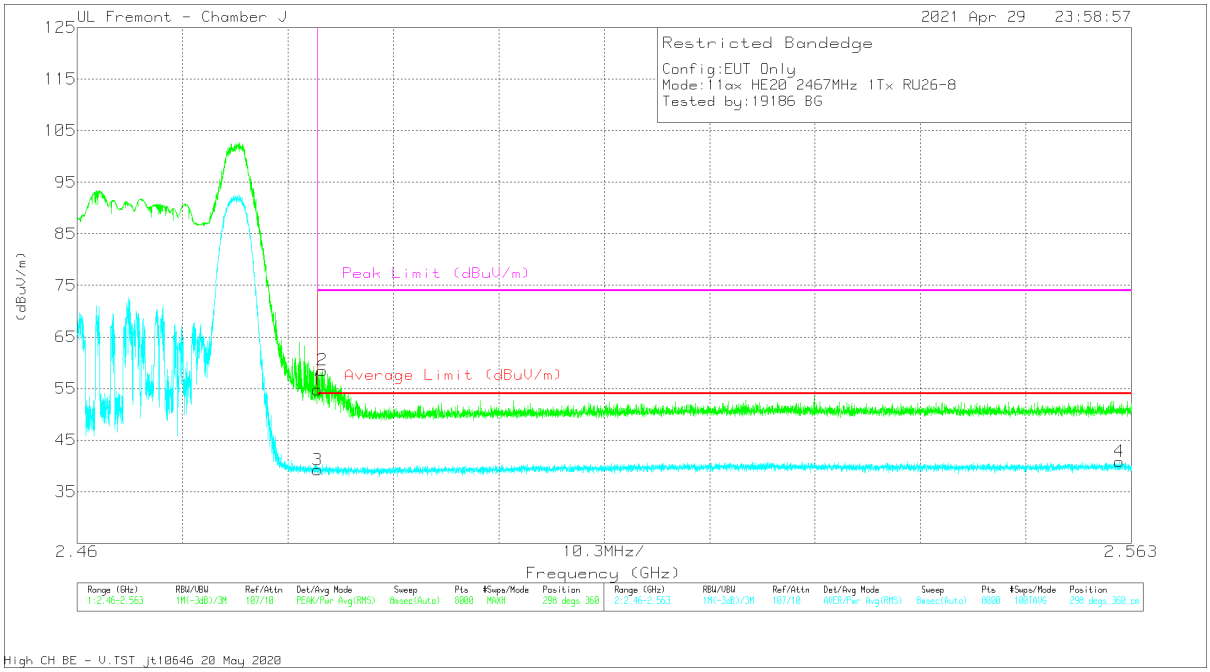

Marker	Frequency (GHz)	Meter Reading (dBuV)	Det	AF PRE0100034 (dB/m)	Amp/Cbl/Fltr/Pad (dB)	Corrected Reading (dBuV/m)	Average Limit (dBuV/m)	Margin (dB)	Peak Limit (dBuV/m)	PK Margin (dB)	Azimuth (Degs)	Height (cm)	Polarity
1	* 2.4835	36.49	Pk	32.5	-14.2	54.79	-	-	74	-19.21	298	360	V
2	* 2.48395	40.24	Pk	32.5	-14.2	58.54	-	-	74	-15.46	298	360	V
3	* 2.4835	20.93	RMS	32.5	-14.2	39.23	54	-14.77	-	-	298	360	V
4	2.56184	22.16	RMS	32.6	-13.9	40.86	54	-13.14	-	-	298	360	V

* - indicates frequency in CFR47 Pt 15 / IC RSS-Restricted Band
Pk - Peak detector
RMS - RMS detection

UL VERIFICATION SERVICES INC.
47173 Benicia Street, Fremont, CA 94538; USA TEL:(510) 319-4000 FAX:(510) 661-0888
This report shall not be reproduced except in full, without the written approval of UL Verification Services Inc.

BANDEDGE (HIGH CHANNEL, CH 13)

HORIZONTAL RESULT

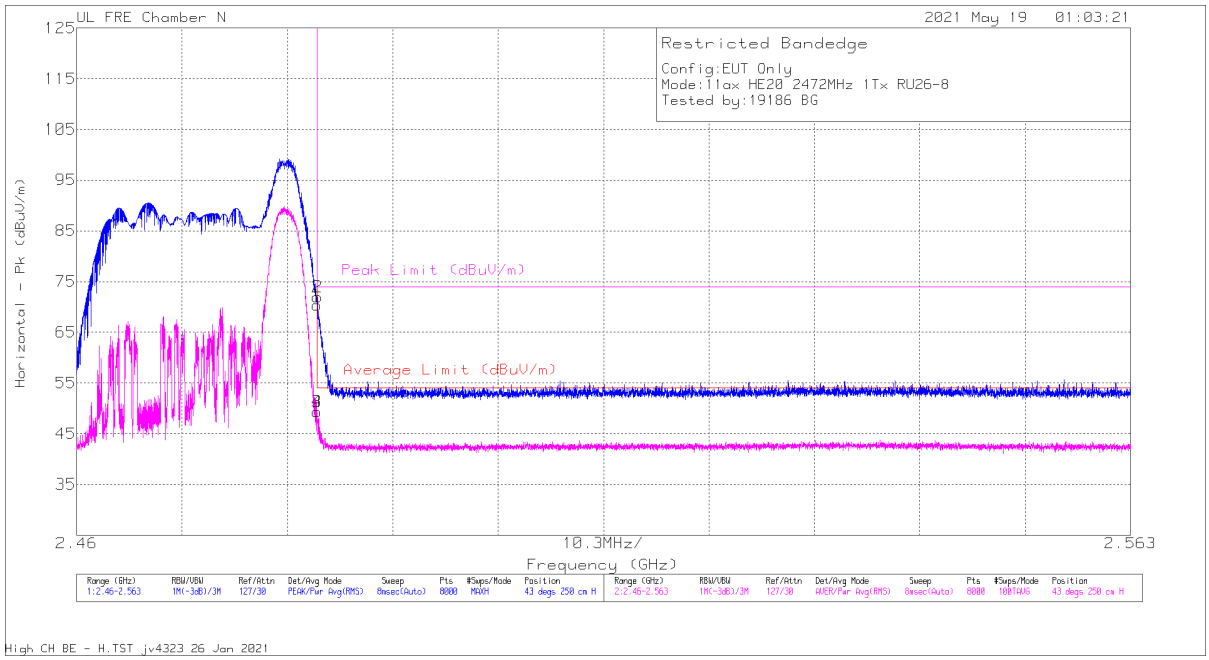

Marker	Frequency (GHz)	Meter Reading (dBuV)	Det	AF PRE02 13971 (dB/m)	Amp/Cbl/Fltr/Pad (dB)	Corrected Reading (dBuV/m)	Average Limit (dBuV/m)	Margin (dB)	Peak Limit (dBuV/m)	PK Margin (dB)	Azimuth (Degs)	Height (cm)	Polarity
1	2.4835	73.9	Pk	32.5	-36	70.4	-	-	74	-3.6	43	250	H
3	2.4835	52.87	RMS	32.5	-36	49.37	54	-4.63	-	-	43	250	H
4	2.48351	52.87	RMS	32.5	-36	49.37	54	-4.63	-	-	43	250	H
2	2.48353	75.52	Pk	32.5	-36	72.02	-	-	74	-1.98	43	250	H

Pk - Peak detector
RMS - RMS detection

UL VERIFICATION SERVICES INC.
47173 Benicia Street, Fremont, CA 94538; USA TEL:(510) 319-4000 FAX:(510) 661-0888
This report shall not be reproduced except in full, without the written approval of UL Verification Services Inc.

VERTICAL RESULT

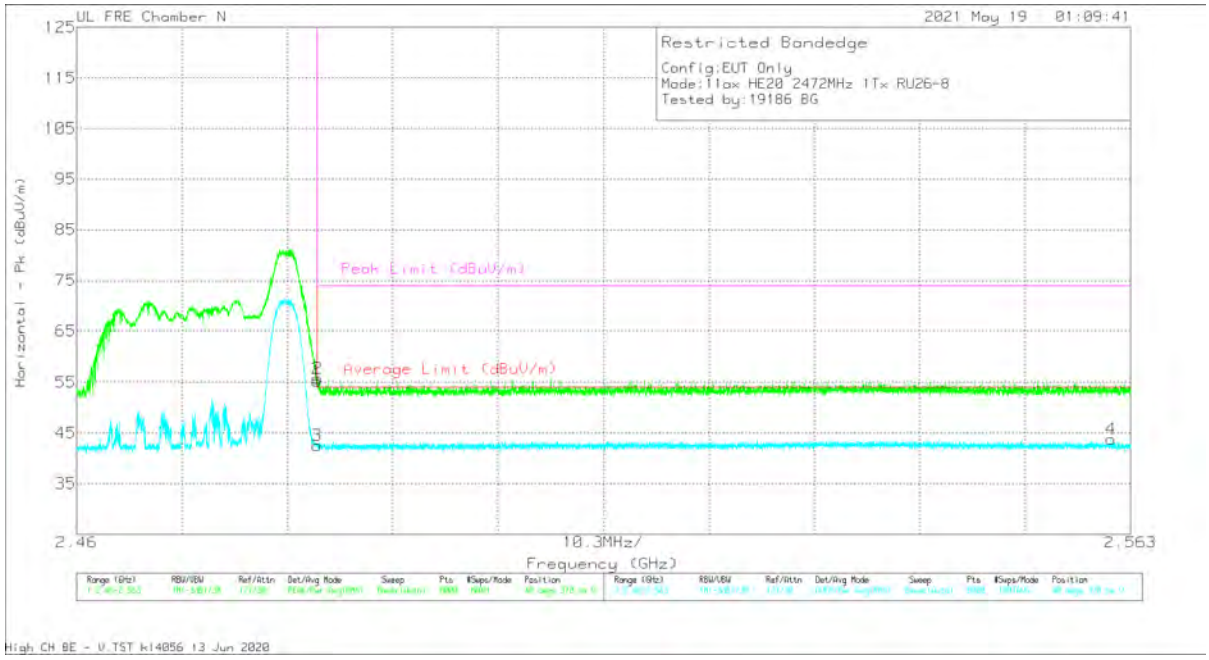

Marker	Frequency (GHz)	Meter Reading (dBuV)	Det	AF PRE0213971 (dB/m)	Amp/Cbl/Fltr/Pad (dB)	Corrected Reading (dBuV/m)	Average Limit (dBuV/m)	Margin (dB)	Peak Limit (dBuV/m)	PK Margin (dB)	Azimuth (Degs)	Height (cm)	Polarity
1	2.4835	58.82	Pk	32.5	-36	55.32	-	-	74	-18.68	48	378	V
3	2.4835	46.02	RMS	32.5	-36	42.52	54	-11.48	-	-	48	378	V
2	2.48353	59.29	Pk	32.5	-36	55.79	-	-	74	-18.21	48	378	V
4	2.5611	46.94	RMS	32.5	-35.7	43.74	54	-10.26	-	-	48	378	V

Pk - Peak detector
RMS - RMS detection

UL VERIFICATION SERVICES INC.
47173 Benicia Street, Fremont, CA 94538; USA TEL:(510) 319-4000 FAX:(510) 661-0888

This report shall not be reproduced except in full, without the written approval of UL Verification Services Inc.

1TX ANT 3 MODE: 242-Tones, RU Index 61

BANDEDGE (LOW CHANNEL, CH 1)

HORIZONTAL RESULT

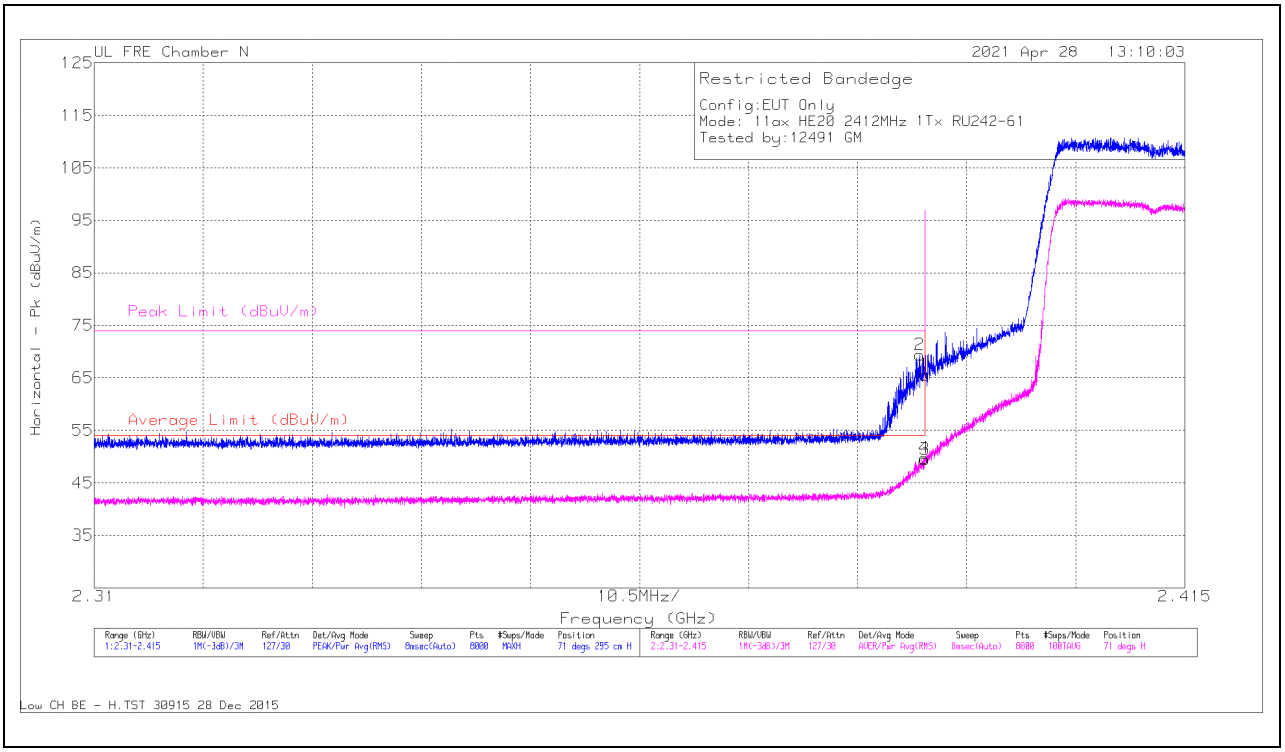

Marker	Frequency (GHz)	Meter Reading (dBuV)	Det	AF PRE0213971 (dB/m)	Amp/Cbl/Fltr/Pad (dB)	Corrected Reading (dBuV/m)	Average Limit (dBuV/m)	Margin (dB)	Peak Limit (dBuV/m)	PK Margin (dB)	Azimuth (Degs)	Height (cm)	Polarity
2	2.3895	73.14	Pk	32.4	-36.2	69.34	-	-	74	-4.66	71	295	H
4	2.38989	53.51	RMS	32.4	-36.2	49.71	54	-4.29	-	-	71	295	H
1	2.39	69.35	Pk	32.4	-36.2	65.55	-	-	74	-8.45	71	295	H
3	2.39	53.27	RMS	32.4	-36.2	49.47	54	-4.53	-	-	71	295	H

Pk - Peak detector
RMS - RMS detection

UL VERIFICATION SERVICES INC.
47173 Benicia Street, Fremont, CA 94538; USA TEL:(510) 319-4000 FAX:(510) 661-0888

This report shall not be reproduced except in full, without the written approval of UL Verification Services Inc.

VERTICAL RESULT

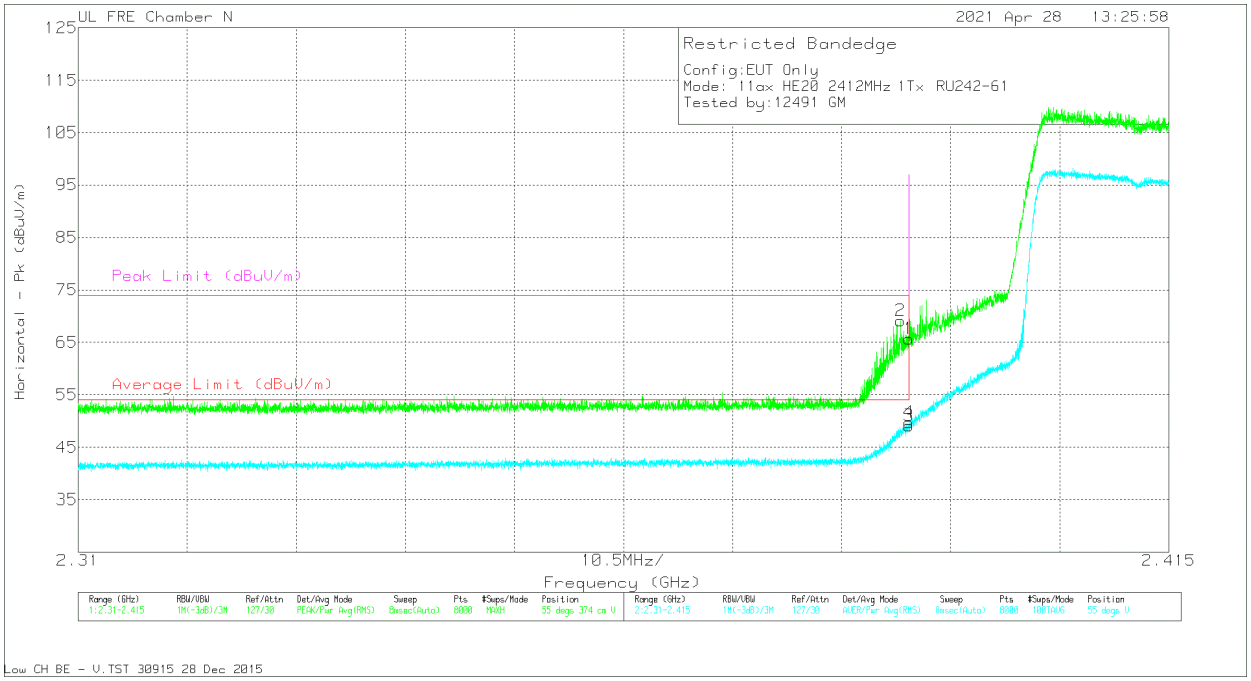

Marker	Frequency (GHz)	Meter Reading (dBuV)	Det	AF PRE0213971 (dB/m)	Amp/Cbl /Fltr/Pad (dB)	Corrected Reading (dBuV/m)	Average Limit (dBuV/m)	Margin (dB)	Peak Limit (dBuV/m)	PK Margin (dB)	Azimuth (Degs)	Height (cm)	Polarity
2	2.38918	72.88	Pk	32.4	-36.2	69.08	-	-	74	-4.92	55	374	V
4	2.38997	53.52	RMS	32.4	-36.2	49.72	54	-4.28	-	-	55	374	V
1	2.39	69.48	Pk	32.4	-36.2	65.68	-	-	74	-8.32	55	374	V
3	2.39	52.91	RMS	32.4	-36.2	49.11	54	-4.89	-	-	55	374	V

Pk - Peak detector
RMS - RMS detection

UL VERIFICATION SERVICES INC.
47173 Benicia Street, Fremont, CA 94538; USA TEL:(510) 319-4000 FAX:(510) 661-0888

This report shall not be reproduced except in full, without the written approval of UL Verification Services Inc.

BANDEDGE (LOW CHANNEL, CH 2)

HORIZONTAL RESULT

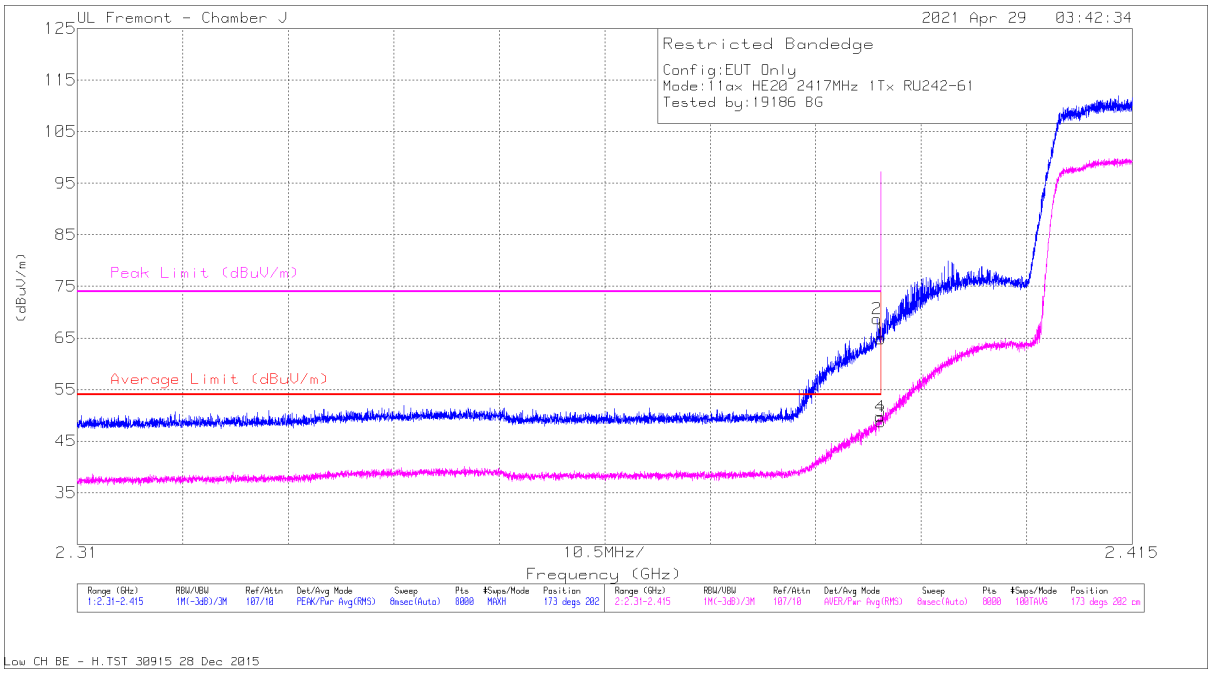

Marker	Frequency (GHz)	Meter Reading (dBuV)	Det	AF PRE0100034 (dB/m)	Amp/Cbl/Fltr/Pad (dB)	Corrected Reading (dBuV/m)	Average Limit (dBuV/m)	Margin (dB)	Peak Limit (dBuV/m)	PK Margin (dB)	Azimuth (Degs)	Height (cm)	Polarity
1	* 2.39	46.98	Pk	32.1	-14.2	64.88	-	-	74	-9.12	173	202	H
2	* 2.38959	50.79	Pk	32.1	-14.2	68.69	-	-	74	-5.31	173	202	H
3	* 2.39	30.9	RMS	32.1	-14.2	48.8	54	-5.2	-	-	173	202	H
4	* 2.3899	31.78	RMS	32.1	-14.2	49.68	54	-4.32	-	-	173	202	H

* - indicates frequency in CFR47 Pt 15 / IC RSS-Restricted Band
Pk - Peak detector
RMS - RMS detection

UL VERIFICATION SERVICES INC.
47173 Benicia Street, Fremont, CA 94538; USA TEL:(510) 319-4000 FAX:(510) 661-0888
This report shall not be reproduced except in full, without the written approval of UL Verification Services Inc.

VERTICAL RESULT

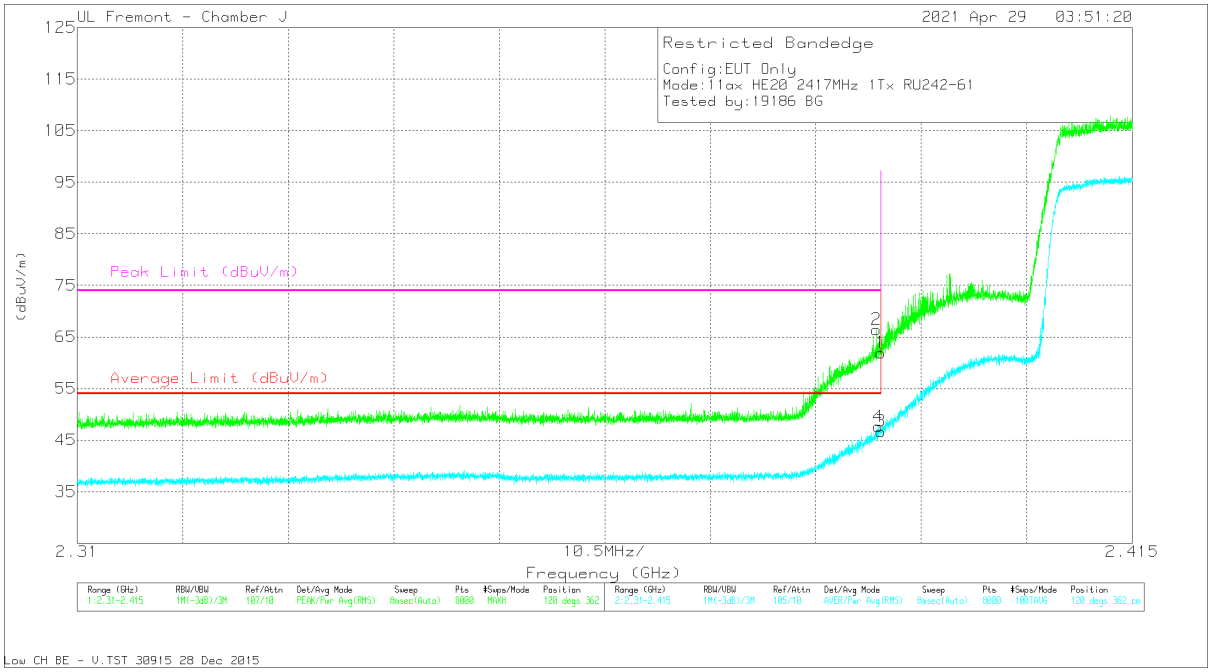

Marker	Frequency (GHz)	Meter Reading (dBuV)	Det	AF PRE0100034 (dB/m)	Amp/Cbl/Fltr/Pad (dB)	Corrected Reading (dBuV/m)	Average Limit (dBuV/m)	Margin (dB)	Peak Limit (dBuV/m)	PK Margin (dB)	Azimuth (Degs)	Height (cm)	Polarity
1	* 2.39	44.01	Pk	32.1	-14.2	61.91	-	-	74	-12.09	120	362	V
2	* 2.38952	48.52	Pk	32.1	-14.2	66.42	-	-	74	-7.58	120	362	V
3	* 2.39	28.82	RMS	32.1	-14.2	46.72	54	-7.28	-	-	120	362	V
4	* 2.38971	29.73	RMS	32.1	-14.2	47.63	54	-6.37	-	-	120	362	V

* - indicates frequency in CFR47 Pt 15 / IC RSS-Restricted Band
Pk - Peak detector
RMS - RMS detection

UL VERIFICATION SERVICES INC.
47173 Benicia Street, Fremont, CA 94538; USA TEL:(510) 319-4000 FAX:(510) 661-0888
This report shall not be reproduced except in full, without the written approval of UL Verification Services Inc.

BANDEDGE (LOW CHANNEL, CH 3)

HORIZONTAL RESULT

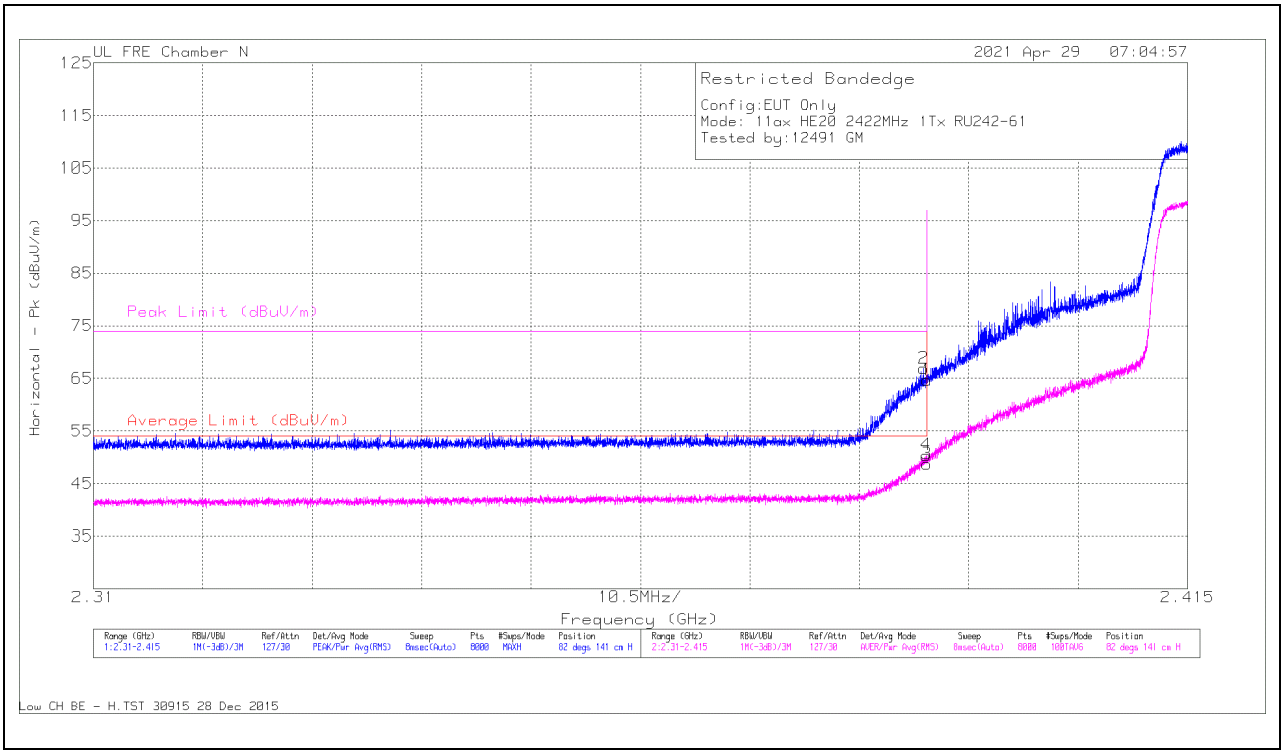

Marker	Frequency (GHz)	Meter Reading (dBuV)	Det	AF PRE02 13971 (dB/m)	Amp/Cbl/Fltr/Pad (dB)	DC Corr (dB)	Corrected Reading (dBuV/m)	Average Limit (dBuV/m)	Margin (dB)	Peak Limit (dBuV/m)	PK Margin (dB)	Azimuth (Degs)	Height (cm)	Polarity
2	2.38965	70.74	Pk	32.4	-36.2	0	66.94	-	-	74	-7.06	82	141	H
4	2.3899	54.19	RMS	32.4	-36.2	0	50.39	54	-3.61	-	-	82	141	H
1	2.39	68.49	Pk	32.4	-36.2	0	64.69	-	-	74	-9.31	82	141	H
3	2.39	52.54	RMS	32.4	-36.2	0	48.74	54	-5.26	-	-	82	141	H

Pk - Peak detector
RMS - RMS detection

UL VERIFICATION SERVICES INC.
47173 Benicia Street, Fremont, CA 94538; USA TEL:(510) 319-4000 FAX:(510) 661-0888

This report shall not be reproduced except in full, without the written approval of UL Verification Services Inc.

VERTICAL RESULT

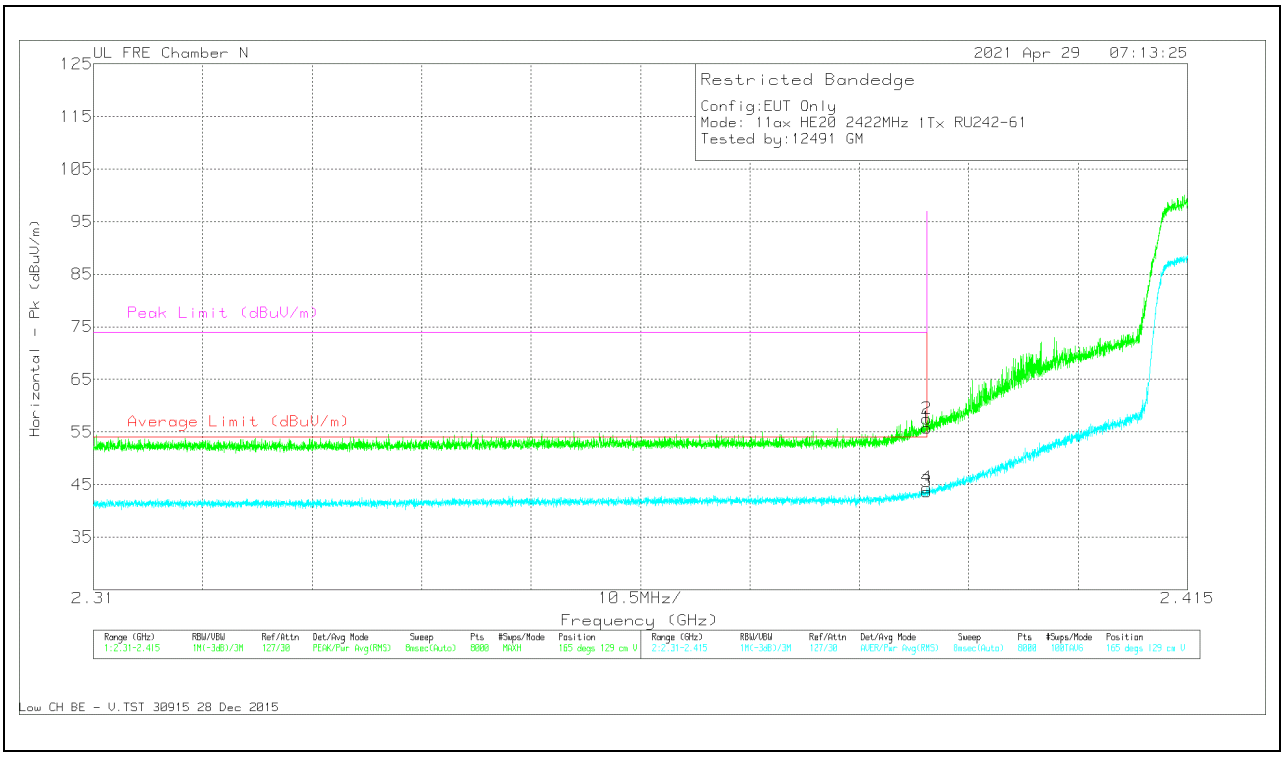

Marker	Frequency (GHz)	Meter Reading (dBuV)	Det	AF PRE02 13971 (dB/m)	Amp/Cbl/Fltr/Pad (dB)	DC Corr (dB)	Corrected Reading (dBuV/m)	Average Limit (dBuV/m)	Margin (dB)	Peak Limit (dBuV/m)	PK Margin (dB)	Azimuth (Degs)	Height (cm)	Polarity
2	2.38996	61.35	Pk	32.4	-36.2	0	57.55	-	-	74	-16.45	165	129	V
4	2.38998	48.21	RMS	32.4	-36.2	0	44.41	54	-9.59	-	-	165	129	V
1	2.39	59.56	Pk	32.4	-36.2	0	55.76	-	-	74	-18.24	165	129	V
3	2.39	47.41	RMS	32.4	-36.2	0	43.61	54	-10.39	-	-	165	129	V

Pk - Peak detector
RMS - RMS detection

UL VERIFICATION SERVICES INC.
47173 Benicia Street, Fremont, CA 94538; USA TEL:(510) 319-4000 FAX:(510) 661-0888
This report shall not be reproduced except in full, without the written approval of UL Verification Services Inc.

BANDEDGE (HIGH CHANNEL, CH 9)

HORIZONTAL RESULT

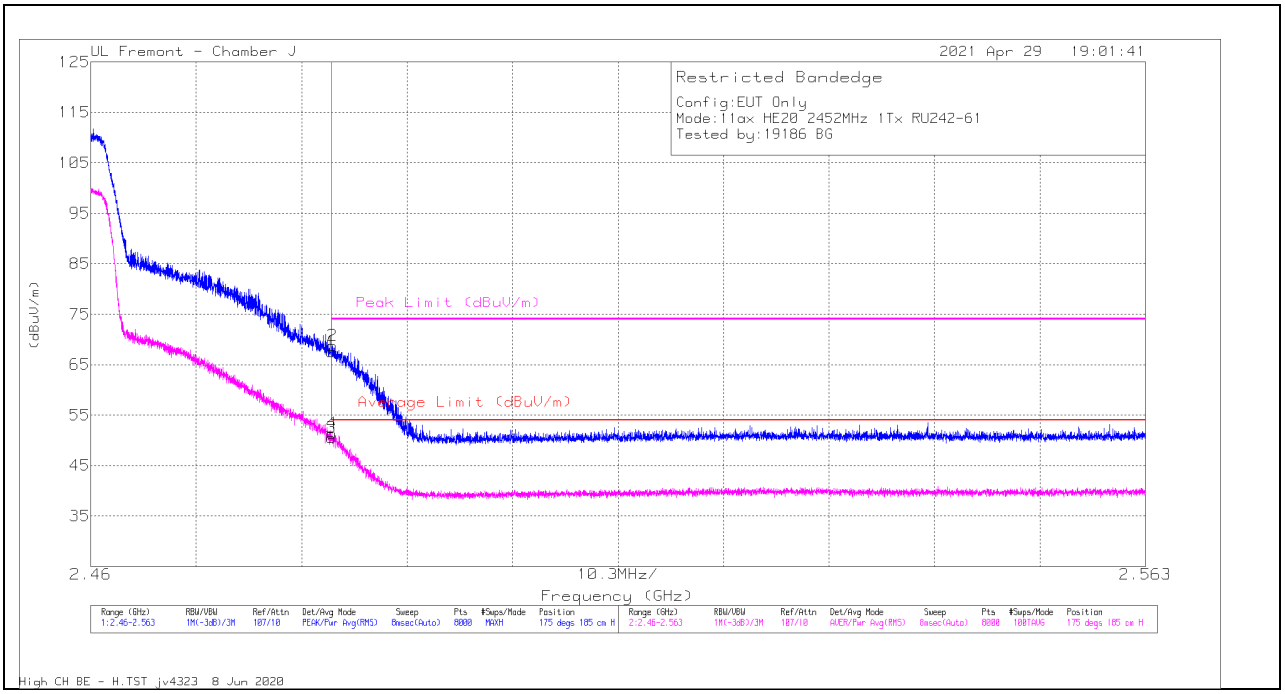

Marker	Frequency (GHz)	Meter Reading (dBuV)	Det	AF PRE0100034 (dB/m)	Amp/Cbl/Fltr/Pad (dB)	Corrected Reading (dBuV/m)	Average Limit (dBuV/m)	Margin (dB)	Peak Limit (dBuV/m)	PK Margin (dB)	Azimuth (Degs)	Height (cm)	Polarity
1	* 2.4835	49.23	Pk	32.5	-14.2	67.53	-	-	74	-6.47	175	185	H
2	* 2.48364	50.44	Pk	32.5	-14.2	68.74	-	-	74	-5.26	175	185	H
3	* 2.4835	32.22	RMS	32.5	-14.2	50.52	54	-3.48	-	-	175	185	H
4	* 2.48356	33.08	RMS	32.5	-14.2	51.38	54	-2.62	-	-	175	185	H

* - indicates frequency in CFR47 Pt 15 / IC RSS-Restricted Band
Pk - Peak detector
RMS - RMS detection

UL VERIFICATION SERVICES INC.
47173 Benicia Street, Fremont, CA 94538; USA TEL:(510) 319-4000 FAX:(510) 661-0888
This report shall not be reproduced except in full, without the written approval of UL Verification Services Inc.

VERTICAL RESULT

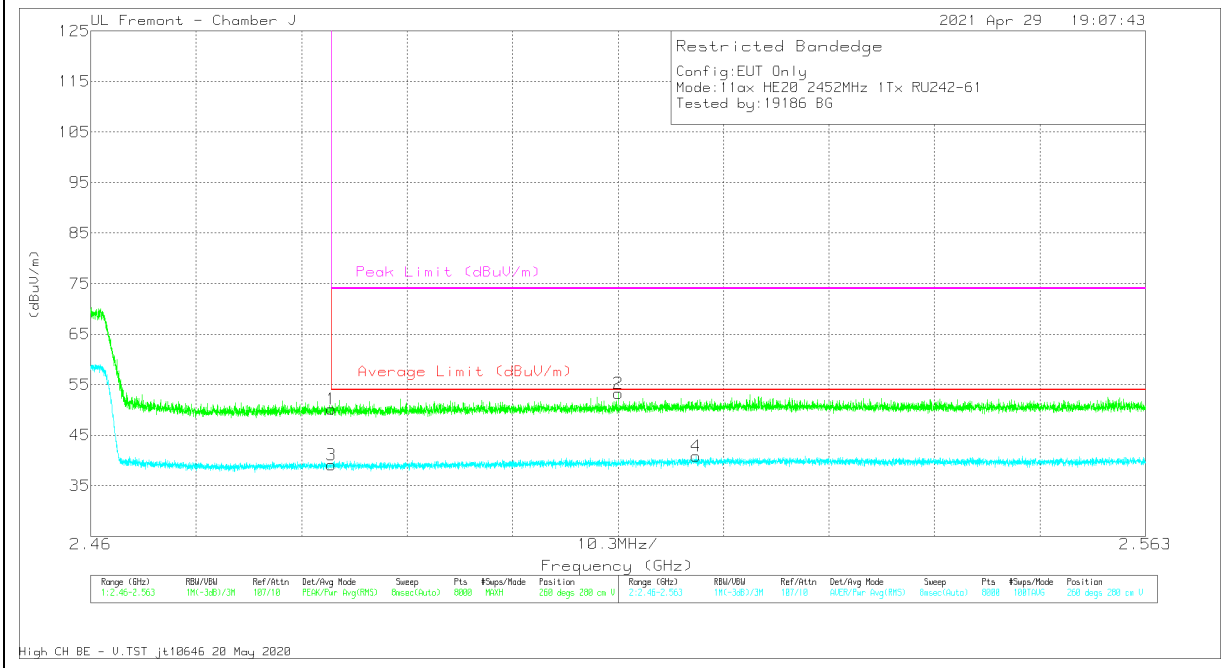

Marker	Frequency (GHz)	Meter Reading (dBuV)	Det	AF PRE0100034 (dB/m)	Amp/Cbl/Fltr/Pad (dB)	Corrected Reading (dBuV/m)	Average Limit (dBuV/m)	Margin (dB)	Peak Limit (dBuV/m)	PK Margin (dB)	Azimuth (Degs)	Height (cm)	Polarity
1	* 2.4835	31.85	Pk	32.5	-14.2	50.15	-	-	74	-23.85	260	280	V
2	2.51151	34.68	Pk	32.6	-14	53.28	-	-	74	-20.72	260	280	V
3	* 2.4835	20.85	RMS	32.5	-14.2	39.15	54	-14.85	-	-	260	280	V
4	2.51914	22.19	RMS	32.7	-14	40.89	54	-13.11	-	-	260	280	V

* - indicates frequency in CFR47 Pt 15 / IC RSS-Restricted Band
Pk - Peak detector
RMS - RMS detection

UL VERIFICATION SERVICES INC.
47173 Benicia Street, Fremont, CA 94538; USA TEL:(510) 319-4000 FAX:(510) 661-0888

This report shall not be reproduced except in full, without the written approval of UL Verification Services Inc.

BANDEDGE (HIGH CHANNEL, CH 10)

HORIZONTAL RESULT

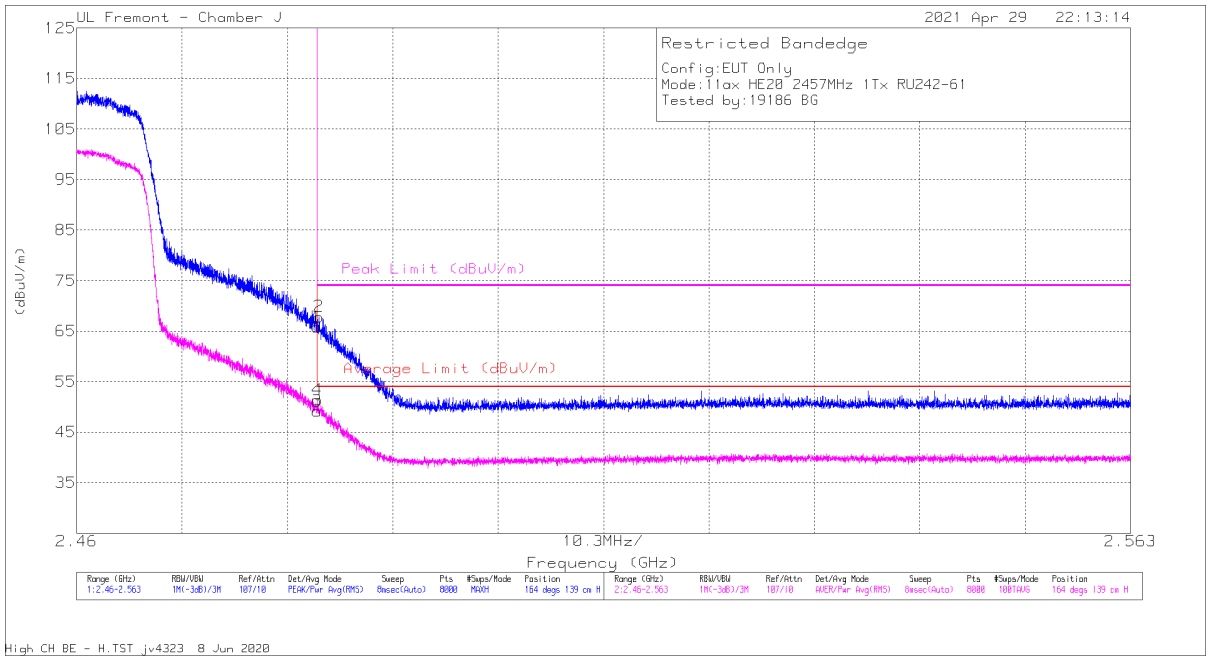

Marker	Frequency (GHz)	Meter Reading (dBuV)	Det	AF PRE0100034 (dB/m)	Amp/Cbl/Fltr/Pad (dB)	Corrected Reading (dBuV/m)	Average Limit (dBuV/m)	Margin (dB)	Peak Limit (dBuV/m)	PK Margin (dB)	Azimuth (Degs)	Height (cm)	Polarity
1	* 2.4835	47.5	Pk	32.5	-14.2	65.8	-	-	74	-8.2	164	139	H
2	* 2.48371	49.56	Pk	32.5	-14.2	67.86	-	-	74	-6.14	164	139	H
3	* 2.4835	30.9	RMS	32.5	-14.2	49.2	54	-4.8	-	-	164	139	H
4	* 2.48353	33.09	RMS	32.5	-14.2	51.39	54	-2.61	-	-	164	139	H

* - indicates frequency in CFR47 Pt 15 / IC RSS-Restricted Band
Pk - Peak detector
RMS - RMS detection

UL VERIFICATION SERVICES INC.
47173 Benicia Street, Fremont, CA 94538; USA TEL:(510) 319-4000 FAX:(510) 661-0888
This report shall not be reproduced except in full, without the written approval of UL Verification Services Inc.

VERTICAL RESULT

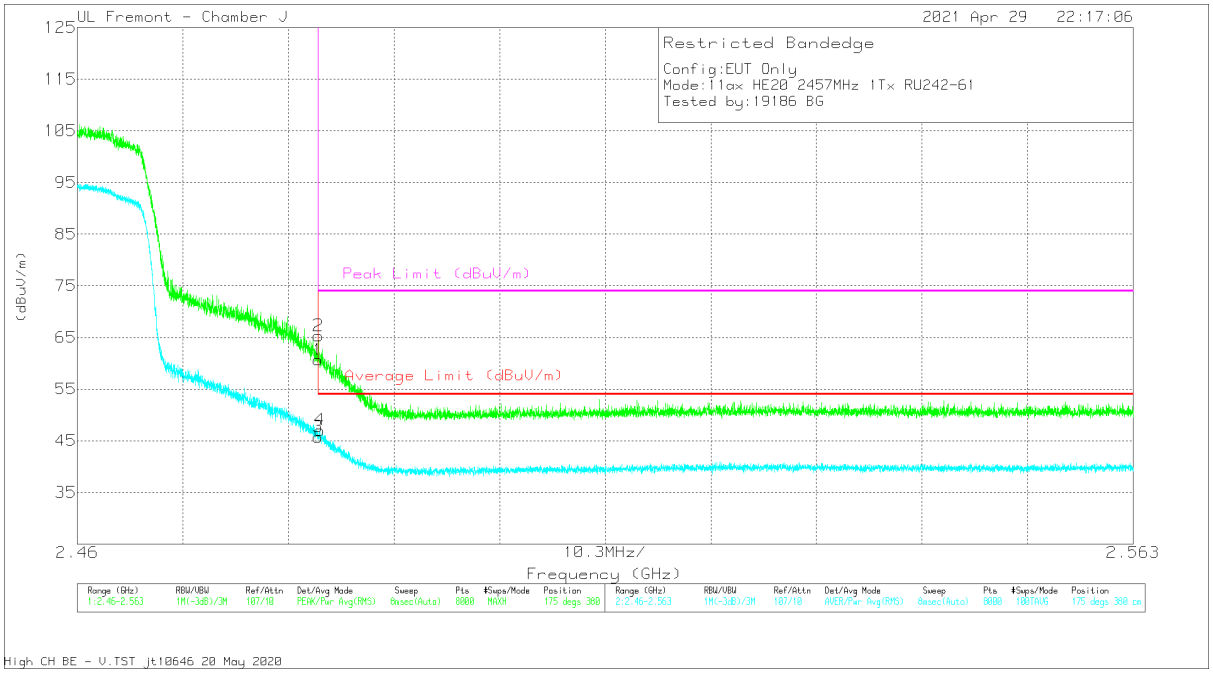

Marker	Frequency (GHz)	Meter Reading (dBuV)	Det	AF PRE0100034 (dB/m)	Amp/Cbl/Fltr/Pad (dB)	Corrected Reading (dBuV/m)	Average Limit (dBuV/m)	Margin (dB)	Peak Limit (dBuV/m)	PK Margin (dB)	Azimuth (Degs)	Height (cm)	Polarity
1	* 2.4835	42.37	Pk	32.5	-14.2	60.67	-	-	74	-13.33	175	380	V
2	* 2.48351	47.02	Pk	32.5	-14.2	65.32	-	-	74	-8.68	175	380	V
3	* 2.4835	27.44	RMS	32.5	-14.2	45.74	54	-8.26	-	-	175	380	V
4	* 2.48366	28.78	RMS	32.5	-14.2	47.08	54	-6.92	-	-	175	380	V

* - indicates frequency in CFR47 Pt 15 / IC RSS-Restricted Band
Pk - Peak detector
RMS - RMS detection

UL VERIFICATION SERVICES INC.
47173 Benicia Street, Fremont, CA 94538; USA TEL:(510) 319-4000 FAX:(510) 661-0888
This report shall not be reproduced except in full, without the written approval of UL Verification Services Inc.

BANDEDGE (HIGH CHANNEL, CH 11)

HORIZONTAL RESULT

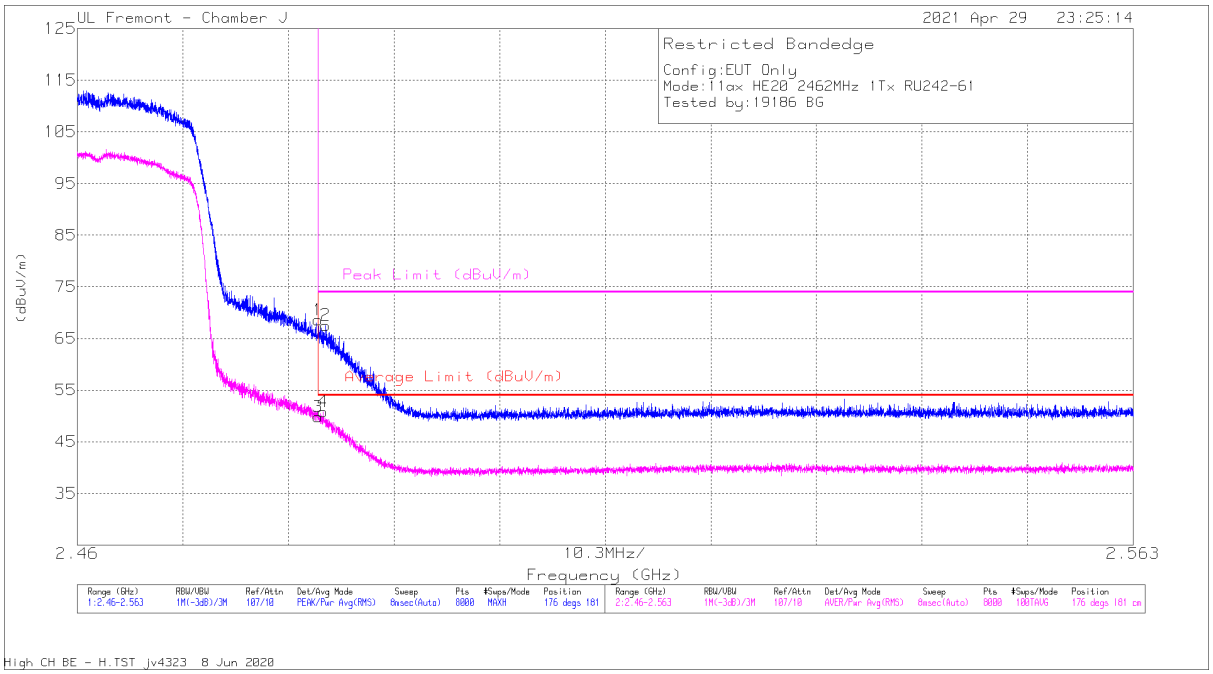

Marker	Frequency (GHz)	Meter Reading (dBuV)	Det	AF PRE0100034 (dB/m)	Amp/Cbl/Fltr/Pad (dB)	Corrected Reading (dBuV/m)	Average Limit (dBuV/m)	Margin (dB)	Peak Limit (dBuV/m)	PK Margin (dB)	Azimuth (Degs)	Height (cm)	Polarity
1	* 2.4835	50.29	Pk	32.5	-14.2	68.59	-	-	74	-5.41	176	181	H
2	* 2.48423	49.23	Pk	32.5	-14.2	67.53	-	-	74	-6.47	176	181	H
3	* 2.4835	31.51	RMS	32.5	-14.2	49.81	54	-4.19	-	-	176	181	H
4	* 2.48396	32.49	RMS	32.5	-14.2	50.79	54	-3.21	-	-	176	181	H

* - indicates frequency in CFR47 Pt 15 / IC RSS-Restricted Band
Pk - Peak detector
RMS - RMS detection

UL VERIFICATION SERVICES INC.
47173 Benicia Street, Fremont, CA 94538; USA TEL:(510) 319-4000 FAX:(510) 661-0888
This report shall not be reproduced except in full, without the written approval of UL Verification Services Inc.

VERTICAL RESULT

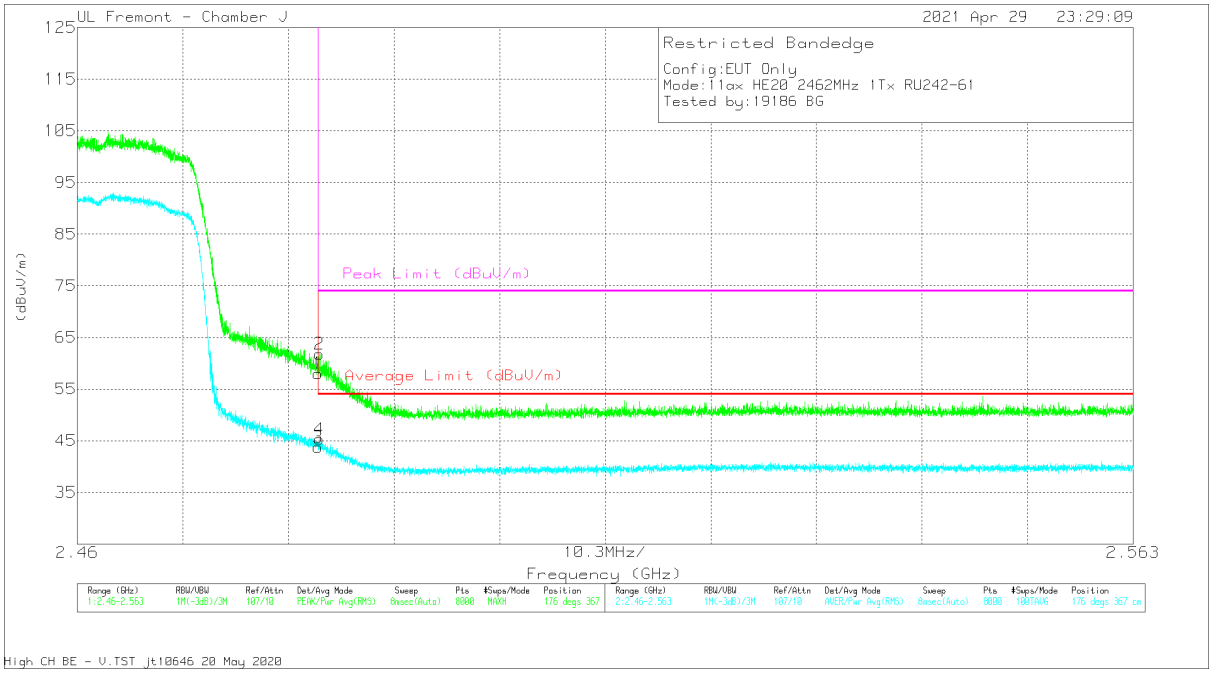

Marker	Frequency (GHz)	Meter Reading (dBuV)	Det	AF PRE0100034 (dB/m)	Amp/Cbl/Fltr/Pad (dB)	Corrected Reading (dBuV/m)	Average Limit (dBuV/m)	Margin (dB)	Peak Limit (dBuV/m)	PK Margin (dB)	Azimuth (Degs)	Height (cm)	Polarity
1	* 2.4835	39.74	Pk	32.5	-14.2	58.04	-	-	74	-15.96	176	367	V
2	* 2.4836	43.48	Pk	32.5	-14.2	61.78	-	-	74	-12.22	176	367	V
3	* 2.4835	25.43	RMS	32.5	-14.2	43.73	54	-10.27	-	-	176	367	V
4	* 2.48359	27.02	RMS	32.5	-14.2	45.32	54	-8.68	-	-	176	367	V

* - indicates frequency in CFR47 Pt 15 / IC RSS-Restricted Band
Pk - Peak detector
RMS - RMS detection

UL VERIFICATION SERVICES INC.
47173 Benicia Street, Fremont, CA 94538; USA TEL:(510) 319-4000 FAX:(510) 661-0888
This report shall not be reproduced except in full, without the written approval of UL Verification Services Inc.

BANDEDGE (HIGH CHANNEL, CH 12)

HORIZONTAL RESULT

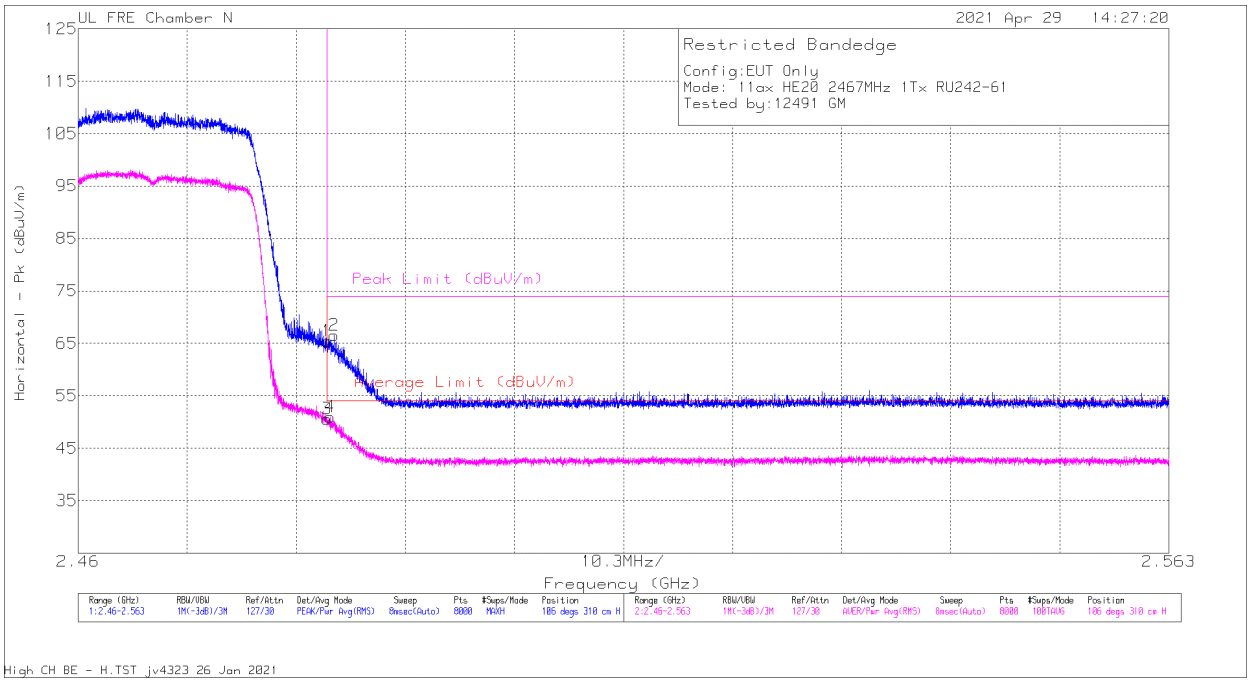

Marker	Frequency (GHz)	Meter Reading (dBuV)	Det	AF PRE0213971 (dB/m)	Amp/Cbl /Fltr/Pad (dB)	Corrected Reading (dBuV/m)	Average Limit (dBuV/m)	Margin (dB)	Peak Limit (dBuV/m)	PK Margin (dB)	Azimuth (Degs)	Height (cm)	Polarity
1	2.4835	68.9	Pk	32.5	-36	65.4	-	-	74	-8.6	106	310	H
3	2.4835	54.12	RMS	32.5	-36	50.62	54	-3.38	-	-	106	310	H
4	2.48382	54.39	RMS	32.5	-36	50.89	54	-3.11	-	-	106	310	H
2	2.48416	70.05	Pk	32.5	-36	66.55	-	-	74	-7.45	106	310	H

Pk - Peak detector
RMS - RMS detection

UL VERIFICATION SERVICES INC.
47173 Benicia Street, Fremont, CA 94538; USA TEL:(510) 319-4000 FAX:(510) 661-0888
This report shall not be reproduced except in full, without the written approval of UL Verification Services Inc.

VERTICAL RESULT

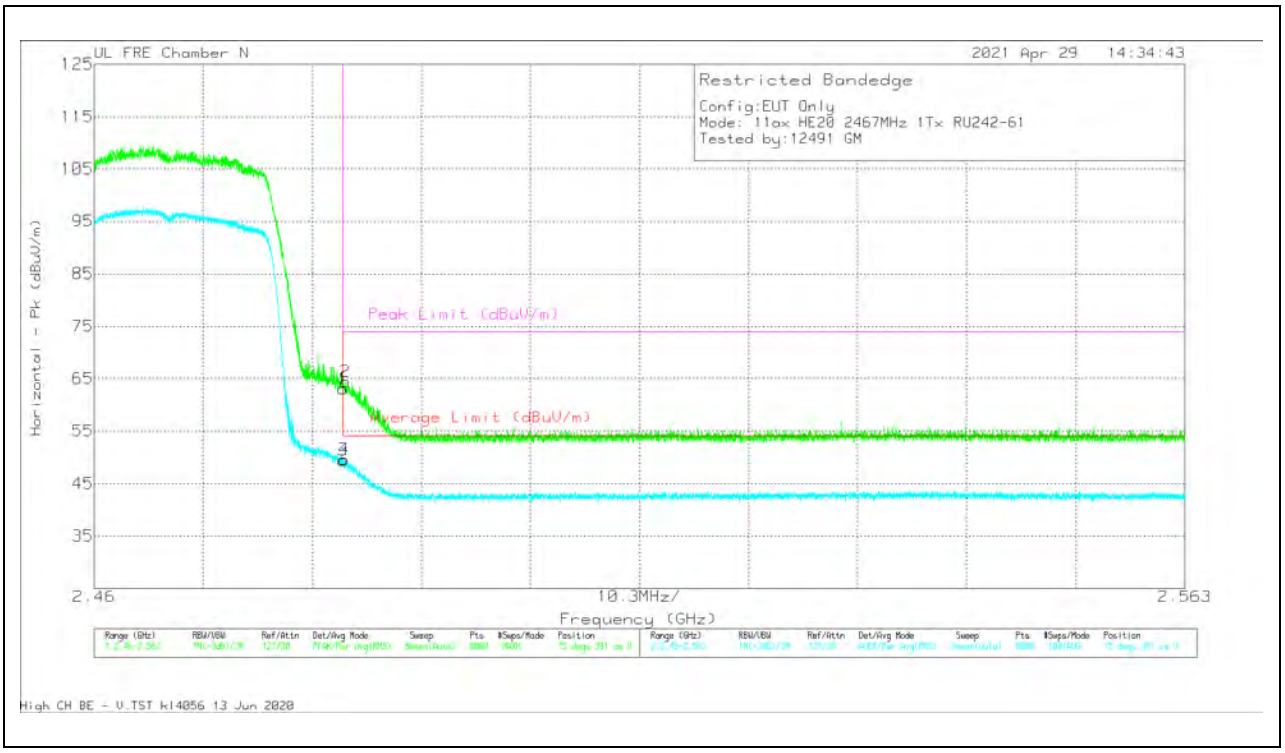

Marker	Frequency (GHz)	Meter Reading (dBuV)	Det	AF PRE0213971 (dB/m)	Amp/Cbl/Fltr/Pad (dB)	Corrected Reading (dBuV/m)	Average Limit (dBuV/m)	Margin (dB)	Peak Limit (dBuV/m)	PK Margin (dB)	Azimuth (Degs)	Height (cm)	Polarity
1	2.4835	66.56	Pk	32.5	-36	63.06	-	-	74	-10.94	75	391	V
3	2.4835	53.02	RMS	32.5	-36	49.52	54	-4.48	-	-	75	391	V
4	2.48359	53.03	RMS	32.5	-36	49.53	54	-4.47	-	-	75	391	V
2	2.48376	67.94	Pk	32.5	-36	64.44	-	-	74	-9.56	75	391	V

Pk - Peak detector
RMS - RMS detection

UL VERIFICATION SERVICES INC.
47173 Benicia Street, Fremont, CA 94538; USA TEL:(510) 319-4000 FAX:(510) 661-0888

This report shall not be reproduced except in full, without the written approval of UL Verification Services Inc.

BANDEDGE (HIGH CHANNEL, CH 13)

HORIZONTAL RESULT

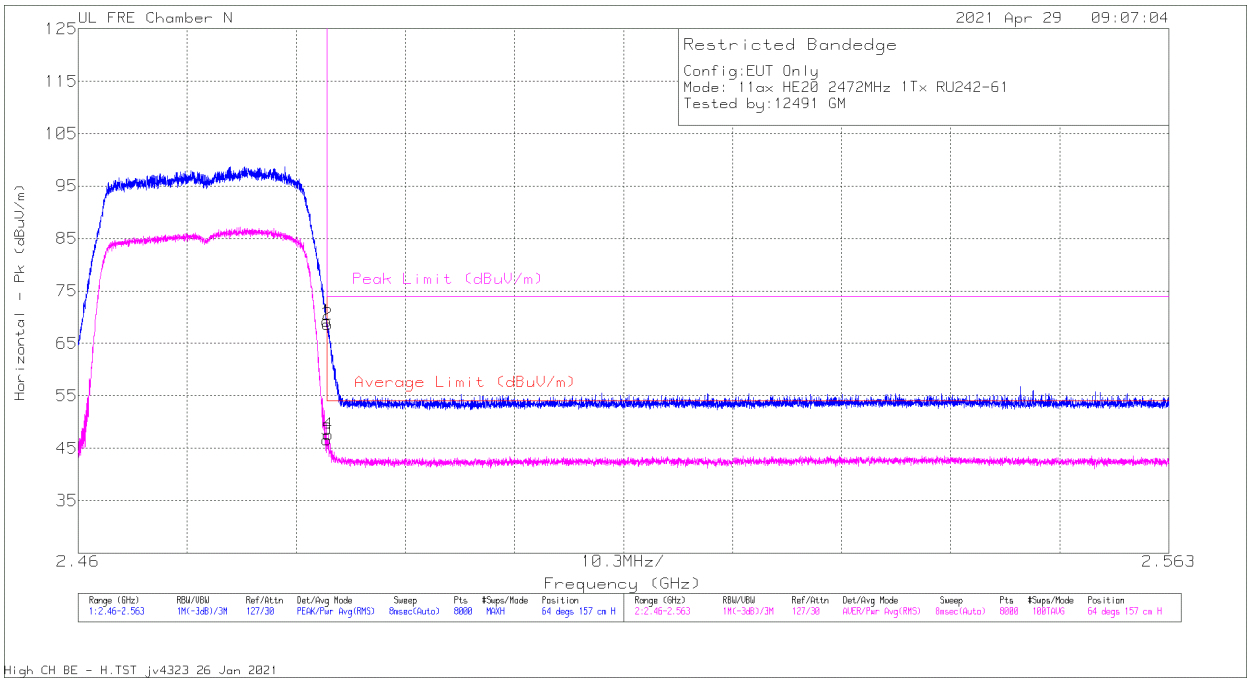

Marker	Frequency (GHz)	Meter Reading (dBuV)	Det	AF PRE0213971 (dB/m)	Amp/Cbl /Fltr/Pad (dB)	Corrected Reading (dBuV/m)	Average Limit (dBuV/m)	Margin (dB)	Peak Limit (dBuV/m)	PK Margin (dB)	Azimuth (Degs)	Height (cm)	Polarity
1	2.4835	72.74	Pk	32.5	-36	69.24	-	-	74	-4.76	64	157	H
3	2.4835	50.11	RMS	32.5	-36	46.61	54	-7.39	-	-	64	157	H
2	2.48354	72.16	Pk	32.5	-36	68.66	-	-	74	-5.34	64	157	H
4	2.48359	51.13	RMS	32.5	-36	47.63	54	-6.37	-	-	64	157	H

Pk - Peak detector
RMS - RMS detection

UL VERIFICATION SERVICES INC.
47173 Benicia Street, Fremont, CA 94538; USA TEL:(510) 319-4000 FAX:(510) 661-0888
This report shall not be reproduced except in full, without the written approval of UL Verification Services Inc.

VERTICAL RESULT

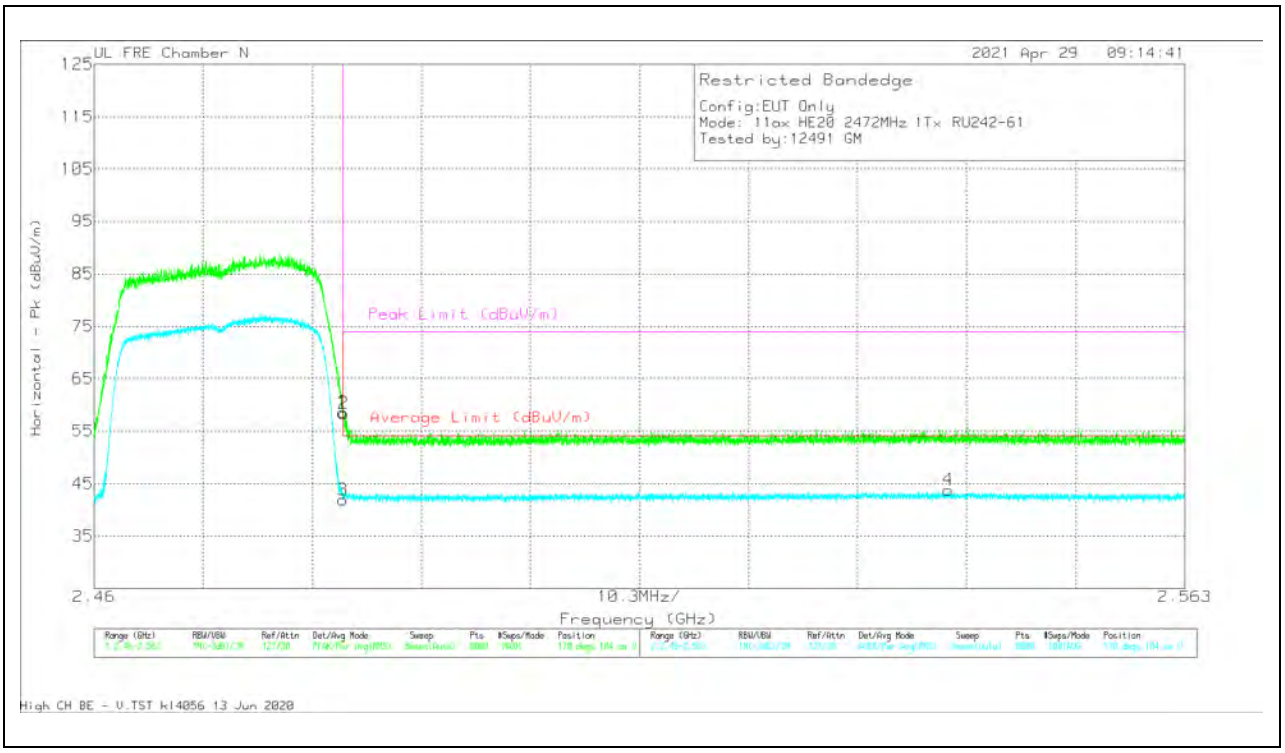

Marker	Frequency (GHz)	Meter Reading (dBuV)	Det	AF PRE0213971 (dB/m)	Amp/Cbl /Fltr/Pad (dB)	Corrected Reading (dBuV/m)	Average Limit (dBuV/m)	Margin (dB)	Peak Limit (dBuV/m)	PK Margin (dB)	Azimuth (Degs)	Height (cm)	Polarity
1	2.4835	62.07	Pk	32.5	-36	58.57	-	-	74	-15.43	170	184	V
3	2.4835	45.41	RMS	32.5	-36	41.91	54	-12.09	-	-	170	184	V
2	2.48358	61.91	Pk	32.5	-36	58.41	-	-	74	-15.59	170	184	V
4	2.54066	46.89	RMS	32.6	-35.7	43.79	54	-10.21	-	-	170	184	V

Pk - Peak detector
RMS - RMS detection

UL VERIFICATION SERVICES INC.
47173 Benicia Street, Fremont, CA 94538; USA TEL:(510) 319-4000 FAX:(510) 661-0888

This report shall not be reproduced except in full, without the written approval of UL Verification Services Inc.

10.1.5. TX ABOVE 1 GHz 802.11ax HE20 2TX MODE IN THE 2.4 GHz BAND

2TX ANT 4 + ANT 3 OFDMA MODE: 26-Tones, RU Index 0

BANDEDGE (LOW CHANNEL, CH 1)

HORIZONTAL RESULT

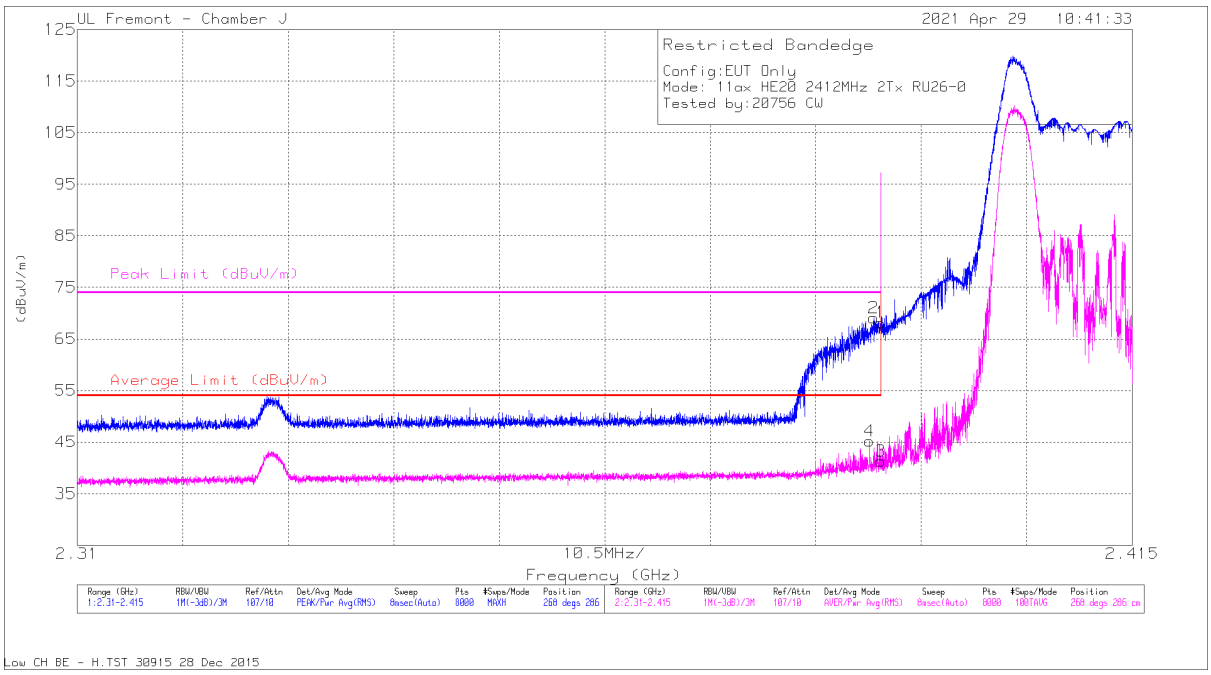

Marker	Frequency (GHz)	Meter Reading (dBuV)	Det	AF PRE010 0034 (dB/m)	Amp/Cbl/Fltr/Pad (dB)	Corrected Reading (dBuV/m)	Average Limit (dBuV/m)	Margin (dB)	Peak Limit (dBuV/m)	PK Margin (dB)	Azimuth (Degs)	Height (cm)	Polarity
1	* 2.39	50.26	Pk	32.1	-14.2	68.16	-	-	74	-5.84	268	286	H
2	* 2.38926	51.16	Pk	32.1	-14.2	69.06	-	-	74	-4.94	268	286	H
3	* 2.39	23.38	RMS	32.1	-14.2	41.28	54	-12.72	-	-	268	286	H
4	* 2.38884	27.29	RMS	32.1	-14.2	45.19	54	-8.81	-	-	268	286	H

* - indicates frequency in CFR47 Pt 15 / IC RSS-Restricted Band
Pk - Peak detector
RMS - RMS detection

UL VERIFICATION SERVICES INC.
47173 Benicia Street, Fremont, CA 94538; USA TEL:(510) 319-4000 FAX:(510) 661-0888
This report shall not be reproduced except in full, without the written approval of UL Verification Services Inc.

VERTICAL RESULT

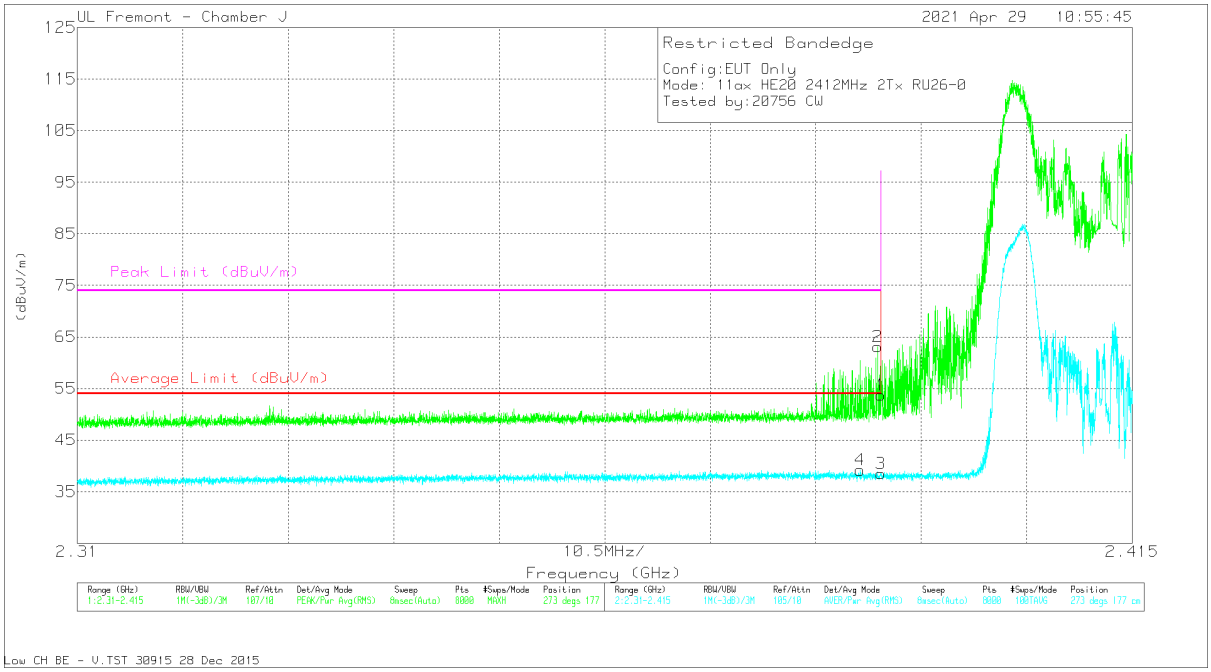

Marker	Frequency (GHz)	Meter Reading (dBuV)	Det	AF PRE0100034 (dB/m)	Amp/Cbl/Fltr/Pad (dB)	Corrected Reading (dBuV/m)	Average Limit (dBuV/m)	Margin (dB)	Peak Limit (dBuV/m)	PK Margin (dB)	Azimuth (Degs)	Height (cm)	Polarity
1	* 2.39	35.84	Pk	32.1	-14.2	53.74	-	-	74	-20.26	273	177	V
2	* 2.38967	45.18	Pk	32.1	-14.2	63.08	-	-	74	-10.92	273	177	V
3	* 2.39	20.59	RMS	32.1	-14.2	38.49	54	-15.51	-	-	273	177	V
4	* 2.38792	21.3	RMS	32.1	-14.2	39.2	54	-14.8	-	-	273	177	V

* - indicates frequency in CFR47 Pt 15 / IC RSS-Restricted Band
Pk - Peak detector
RMS - RMS detection

UL VERIFICATION SERVICES INC.
47173 Benicia Street, Fremont, CA 94538; USA TEL:(510) 319-4000 FAX:(510) 661-0888
This report shall not be reproduced except in full, without the written approval of UL Verification Services Inc.

BANDEDGE (LOW CHANNEL, CH 2)

HORIZONTAL RESULT

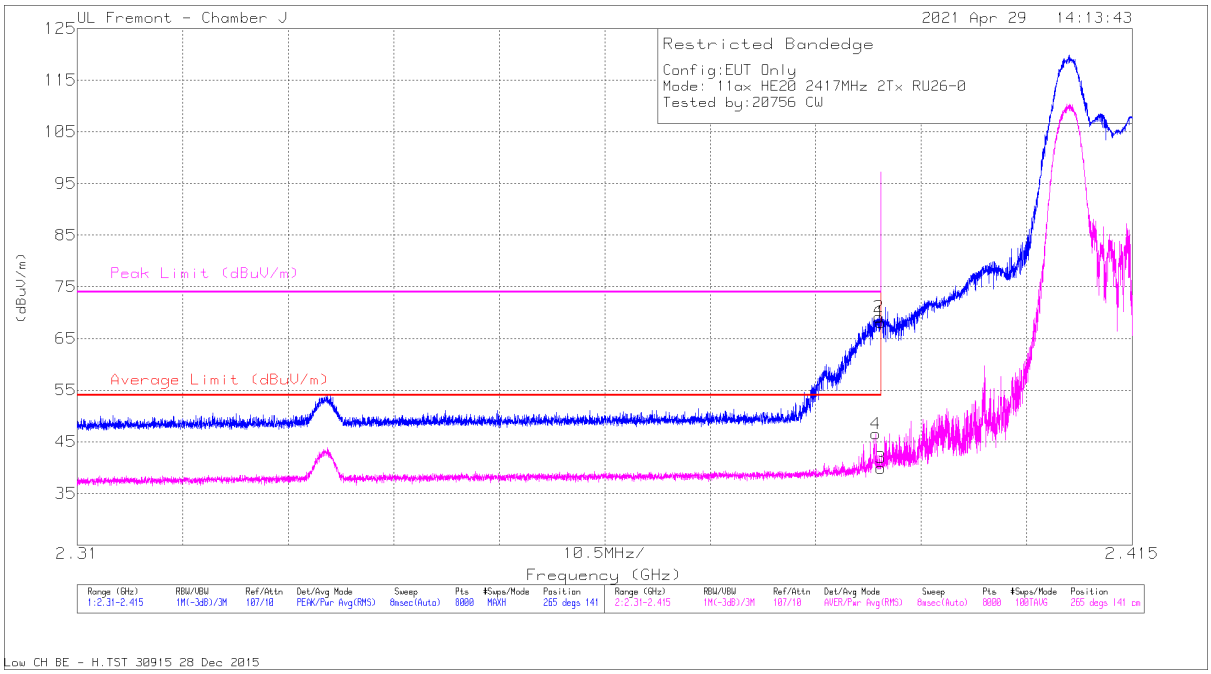

Marker	Frequency (GHz)	Meter Reading (dBuV)	Det	AF PRE010 0034 (dB/m)	Amp/Cbl/Fltr/Pad (dB)	Corrected Reading (dBuV/m)	Average Limit (dBuV/m)	Margin (dB)	Peak Limit (dBuV/m)	PK Margin (dB)	Azimuth (Degs)	Height (cm)	Polarity
1	* 2.39	50.21	Pk	32.1	-14.2	68.11	-	-	74	-5.89	265	141	H
2	* 2.3898	51.25	Pk	32.1	-14.2	69.15	-	-	74	-4.85	265	141	H
3	* 2.39	22.02	RMS	32.1	-14.2	39.92	54	-14.08	-	-	265	141	H
4	* 2.3895	28.63	RMS	32.1	-14.2	46.53	54	-7.47	-	-	265	141	H

* - indicates frequency in CFR47 Pt 15 / IC RSS-Restricted Band
Pk - Peak detector
RMS - RMS detection

UL VERIFICATION SERVICES INC.
47173 Benicia Street, Fremont, CA 94538; USA TEL:(510) 319-4000 FAX:(510) 661-0888
This report shall not be reproduced except in full, without the written approval of UL Verification Services Inc.

VERTICAL RESULT

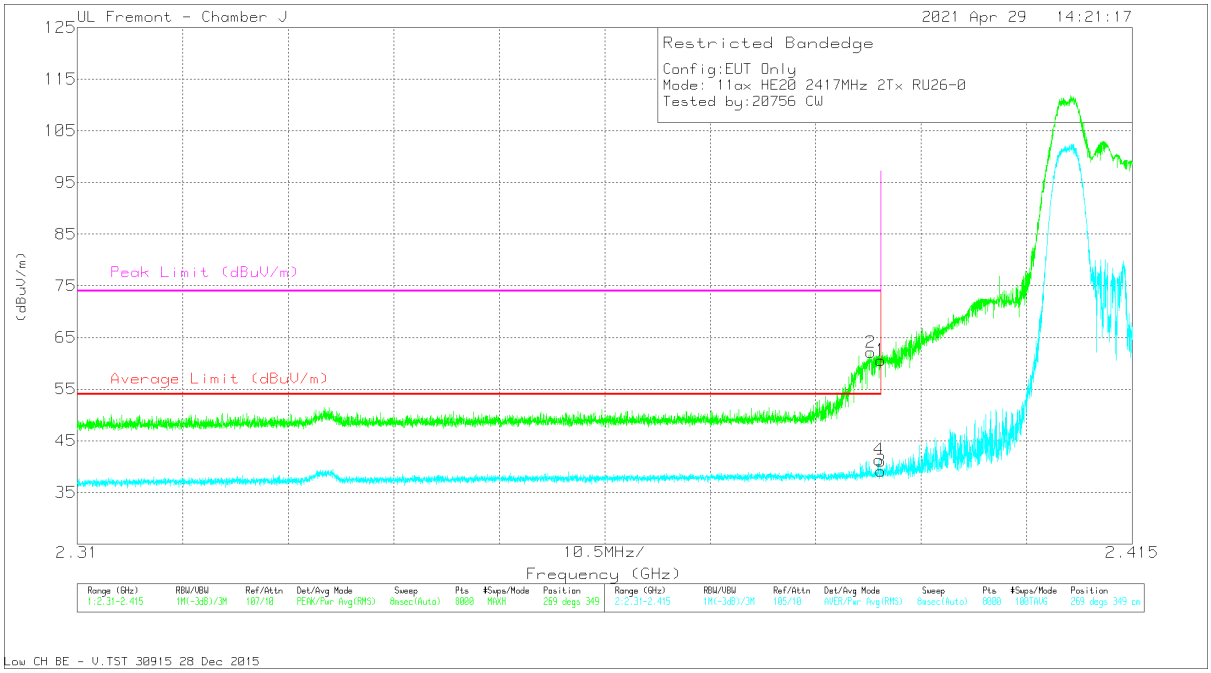

Marker	Frequency (GHz)	Meter Reading (dBuV)	Det	AF PRE010 0034 (dB/m)	Amp/Cbl/Fltr/Pad (dB)	Corrected Reading (dBuV/m)	Average Limit (dBuV/m)	Margin (dB)	Peak Limit (dBuV/m)	PK Margin (dB)	Azimuth (Degs)	Height (cm)	Polarity
1	* 2.39	42.67	Pk	32.1	-14.2	60.57	-	-	74	-13.43	269	349	V
2	* 2.38899	44.22	Pk	32.1	-14.2	62.12	-	-	74	-11.88	269	349	V
3	* 2.39	21.23	RMS	32.1	-14.2	39.13	54	-14.87	-	-	269	349	V
4	* 2.38977	23.46	RMS	32.1	-14.2	41.36	54	-12.64	-	-	269	349	V

* - indicates frequency in CFR47 Pt 15 / IC RSS-Restricted Band
Pk - Peak detector
RMS - RMS detection

UL VERIFICATION SERVICES INC.
47173 Benicia Street, Fremont, CA 94538; USA TEL:(510) 319-4000 FAX:(510) 661-0888
This report shall not be reproduced except in full, without the written approval of UL Verification Services Inc.

BANDEDGE (LOW CHANNEL, CH 3)

HORIZONTAL RESULT

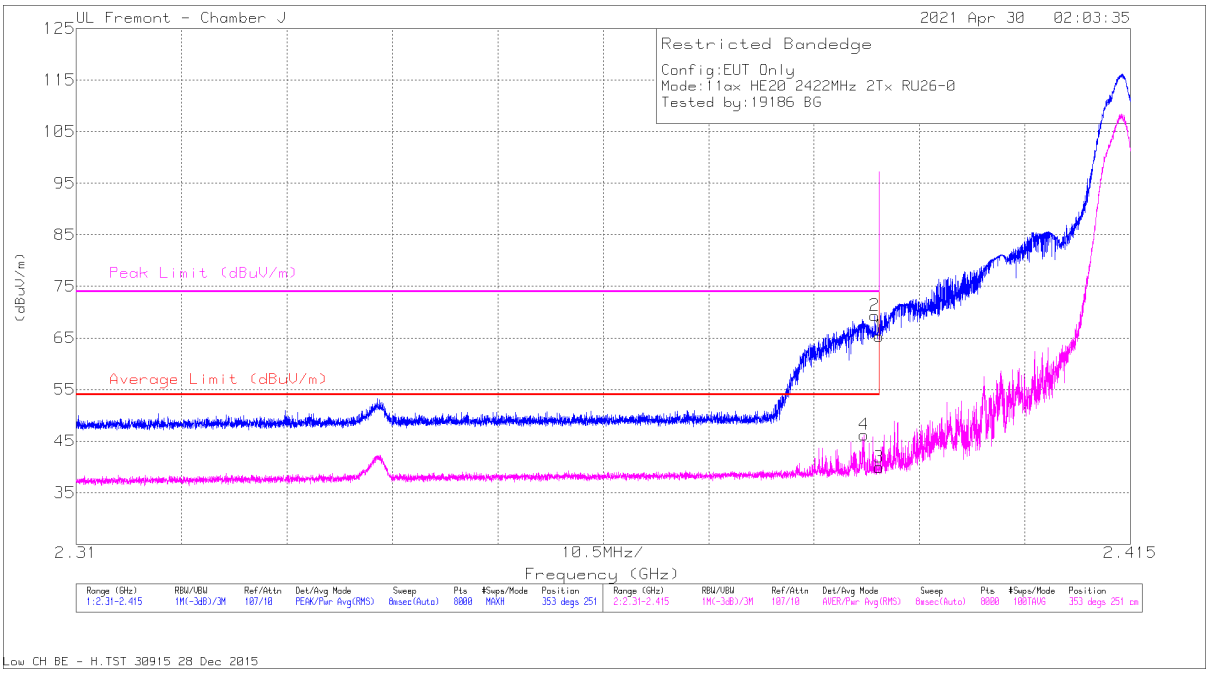

Marker	Frequency (GHz)	Meter Reading (dBuV)	Det	AF PRE010 0034 (dB/m)	Amp/Cbl/Fltr/Pad (dB)	Corrected Reading (dBuV/m)	Average Limit (dBuV/m)	Margin (dB)	Peak Limit (dBuV/m)	PK Margin (dB)	Azimuth (Degs)	Height (cm)	Polarity
1	* 2.39	47.44	Pk	32.1	-14.2	65.34	-	-	74	-8.66	353	251	H
2	* 2.38955	51.47	Pk	32.1	-14.2	69.37	-	-	74	-4.63	353	251	H
3	* 2.39	22.02	RMS	32.1	-14.2	39.92	54	-14.08	-	-	353	251	H
4	* 2.38849	28.33	RMS	32.1	-14.2	46.23	54	-7.77	-	-	353	251	H

* - indicates frequency in CFR47 Pt 15 / IC RSS-Restricted Band
Pk - Peak detector
RMS - RMS detection

UL VERIFICATION SERVICES INC.
47173 Benicia Street, Fremont, CA 94538; USA TEL:(510) 319-4000 FAX:(510) 661-0888
This report shall not be reproduced except in full, without the written approval of UL Verification Services Inc.

VERTICAL RESULT

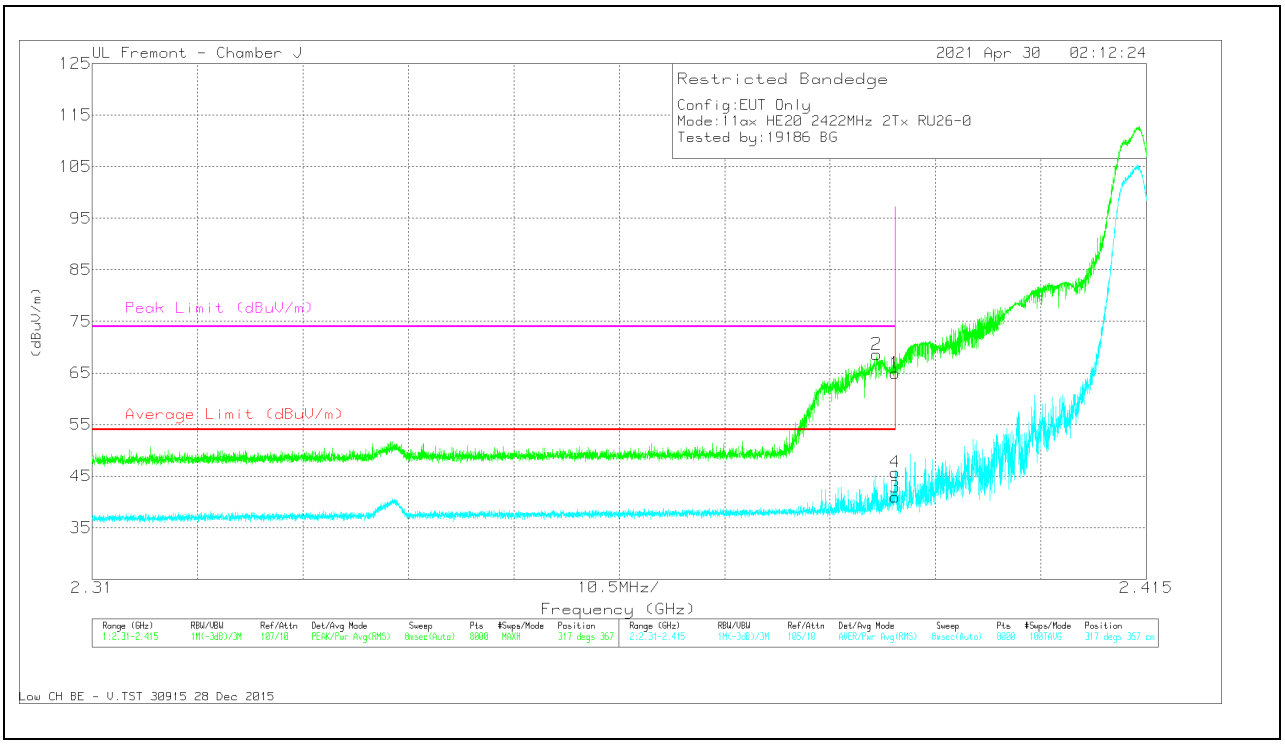

Marker	Frequency (GHz)	Meter Reading (dBuV)	Det	AF PRE010 0034 (dB/m)	Amp/Cbl /Fltr/Pad (dB)	Corrected Reading (dBuV/m)	Average Limit (dBuV/m)	Margin (dB)	Peak Limit (dBuV/m)	PK Margin (dB)	Azimuth (Degs)	Height (cm)	Polarity
1	* 2.39	47.06	Pk	32.1	-14.2	64.96	-	-	74	-9.04	317	367	V
2	* 2.38813	50.71	Pk	32.1	-14.2	68.61	-	-	74	-5.39	317	367	V
3	* 2.39	23.01	RMS	32.1	-14.2	40.91	54	-13.09	-	-	317	367	V
4	* 2.38997	27.84	RMS	32.1	-14.2	45.74	54	-8.26	-	-	317	367	V

* - indicates frequency in CFR47 Pt 15 / IC RSS-Restricted Band
Pk - Peak detector
RMS - RMS detection

UL VERIFICATION SERVICES INC.
47173 Benicia Street, Fremont, CA 94538; USA TEL:(510) 319-4000 FAX:(510) 661-0888
This report shall not be reproduced except in full, without the written approval of UL Verification Services Inc.

BANDEDGE (LOW CHANNEL, CH 4)

HORIZONTAL RESULT

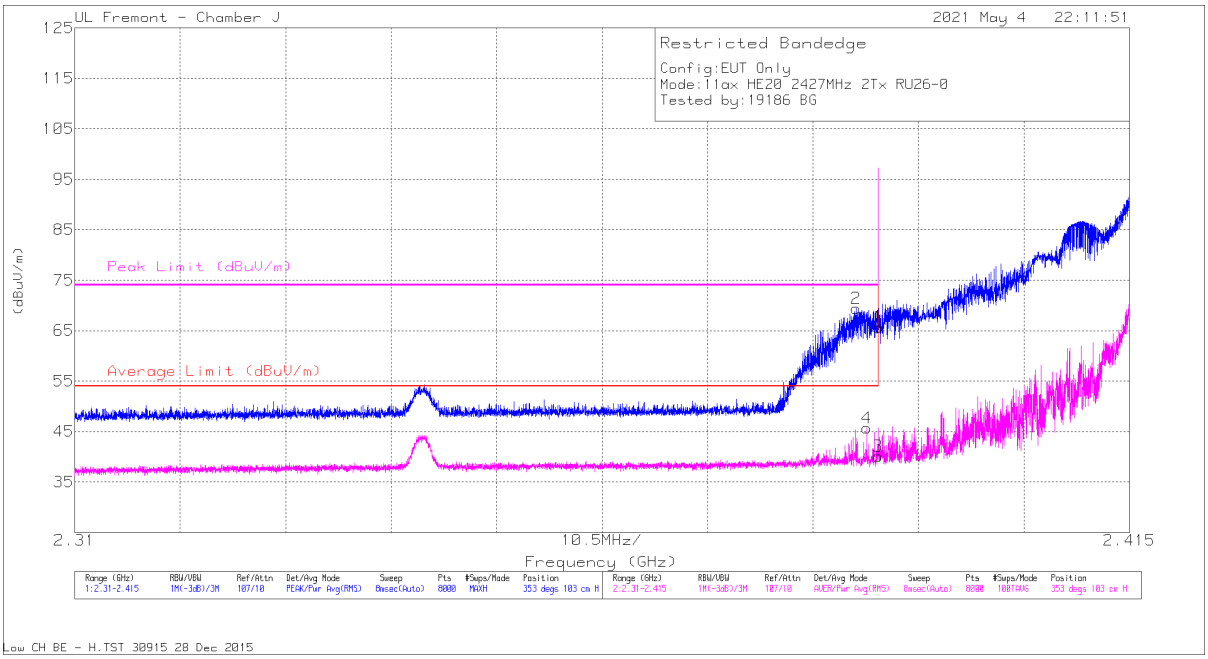

Marker	Frequency (GHz)	Meter Reading (dBuV)	Det	AF PRE0100034 (dB/m)	Amp/Cbl /Fltr/Pad (dB)	Corrected Reading (dBuV/m)	Average Limit (dBuV/m)	Margin (dB)	Peak Limit (dBuV/m)	PK Margin (dB)	Azimuth (Degs)	Height (cm)	Polarity
1	* 2.39	47.77	Pk	32.1	-14.2	65.67	-	-	74	-8.33	353	103	H
2	* 2.3878	51.48	Pk	32.1	-14.2	69.38	-	-	74	-4.62	353	103	H
3	* 2.39	22.17	RMS	32.1	-14.2	40.07	54	-13.93	-	-	353	103	H
4	* 2.38887	27.78	RMS	32.1	-14.2	45.68	54	-8.32	-	-	353	103	H

* - indicates frequency in CFR47 Pt 15 / IC RSS-Restricted Band
Pk - Peak detector
RMS - RMS detection

UL VERIFICATION SERVICES INC.
47173 Benicia Street, Fremont, CA 94538; USA TEL:(510) 319-4000 FAX:(510) 661-0888
This report shall not be reproduced except in full, without the written approval of UL Verification Services Inc.

VERTICAL RESULT

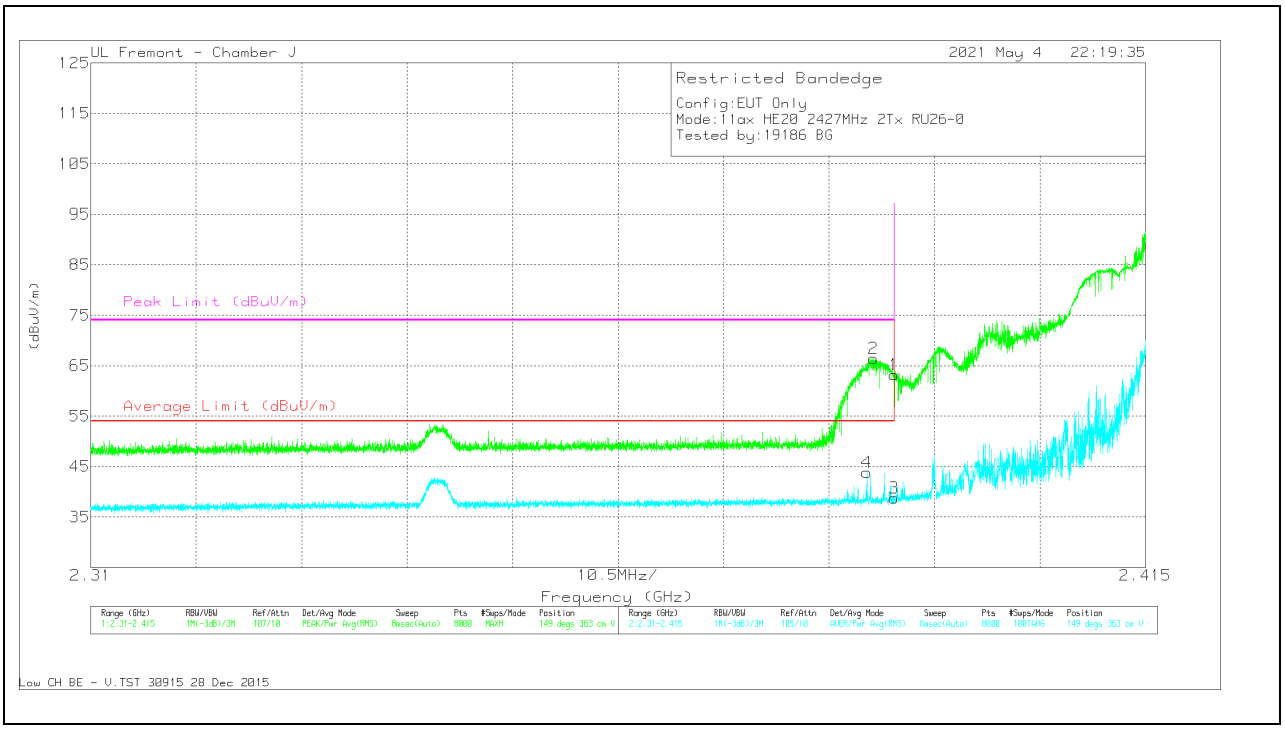

Marker	Frequency (GHz)	Meter Reading (dBuV)	Det	AF PRE010 0034 (dB/m)	Amp/ Cbl/Fl tr/Pad (dB)	Corrected Reading (dBuV/m)	Average Limit (dBuV/ m)	Margin (dB)	Peak Limit (dBuV/m)	PK Margin (dB)	Azimuth (Degs)	Height (cm)	Polarity
1	* 2.39	45.29	Pk	32.1	-14.2	63.19	-	-	74	-10.81	149	363	V
2	* 2.38792	48.49	Pk	32.1	-14.2	66.39	-	-	74	-7.61	149	363	V
3	* 2.39	20.81	RMS	32.1	-14.2	38.71	54	-15.29	-	-	149	363	V
4	* 2.38727	25.93	RMS	32.1	-14.2	43.83	54	-10.17	-	-	149	363	V

* - indicates frequency in CFR47 Pt 15 / IC RSS-Restricted Band
Pk - Peak detector
RMS - RMS detection

UL VERIFICATION SERVICES INC.
47173 Benicia Street, Fremont, CA 94538; USA TEL:(510) 319-4000 FAX:(510) 661-0888

This report shall not be reproduced except in full, without the written approval of UL Verification Services Inc.

BANDEDGE (HIGH CHANNEL, CH 8)

HORIZONTAL RESULT

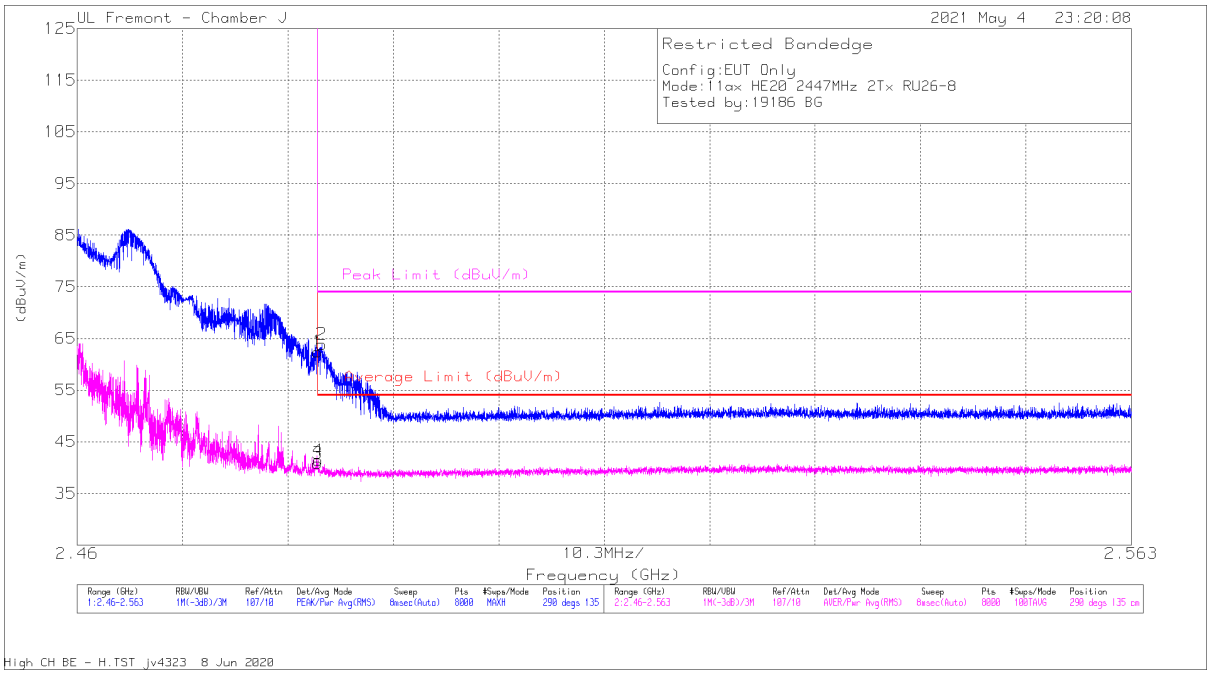

Marker	Frequency (GHz)	Meter Reading (dBuV)	Det	AF PRE0100034 (dB/m)	Amp/ Cbl/Fl tr/Pad (dB)	Corrected Reading (dBuV/m)	Average Limit (dBuV/m)	Margin (dB)	Peak Limit (dBuV/m)	PK Margin (dB)	Azimuth (Degs)	Height (cm)	Polarity
1	* 2.4835	44.13	Pk	32.5	-14.2	62.43	-	-	74	-11.57	290	135	H
2	* 2.48389	45.55	Pk	32.5	-14.2	63.85	-	-	74	-10.15	290	135	H
3	* 2.4835	22.54	RMS	32.5	-14.2	40.84	54	-13.16	-	-	290	135	H
4	* 2.48353	23.13	RMS	32.5	-14.2	41.43	54	-12.57	-	-	290	135	H

* - indicates frequency in CFR47 Pt 15 / IC RSS-Restricted Band
Pk - Peak detector
RMS - RMS detection

UL VERIFICATION SERVICES INC.
47173 Benicia Street, Fremont, CA 94538; USA TEL:(510) 319-4000 FAX:(510) 661-0888
This report shall not be reproduced except in full, without the written approval of UL Verification Services Inc.

VERTICAL RESULT

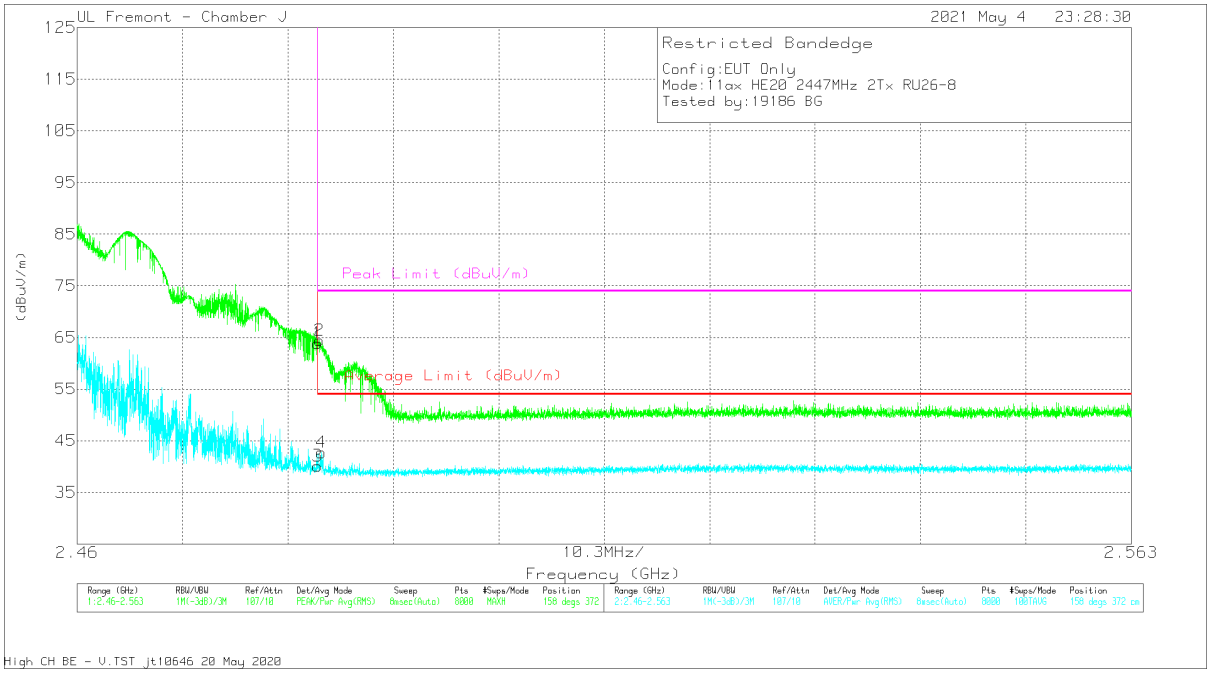

Marker	Frequency (GHz)	Meter Reading (dBuV)	Det	AF PRE0100 034 (dB/m)	Amp/ Cbl/Flt r/Pad (dB)	Corrected Reading (dBuV/m)	Average Limit (dBuV/m)	Margin (dB)	Peak Limit (dBuV/m)	PK Margin (dB)	Azimuth (Degs)	Height (cm)	Polarity
1	* 2.4835	45.59	Pk	32.5	-14.2	63.89	-	-	74	-10.11	158	372	V
2	* 2.48366	46.13	Pk	32.5	-14.2	64.43	-	-	74	-9.57	158	372	V
3	* 2.4835	21.83	RMS	32.5	-14.2	40.13	54	-13.87	-	-	158	372	V
4	* 2.48387	24.42	RMS	32.5	-14.2	42.72	54	-11.28	-	-	158	372	V

* - indicates frequency in CFR47 Pt 15 / IC RSS-Restricted Band
Pk - Peak detector
RMS - RMS detection

UL VERIFICATION SERVICES INC.
47173 Benicia Street, Fremont, CA 94538; USA TEL:(510) 319-4000 FAX:(510) 661-0888

This report shall not be reproduced except in full, without the written approval of UL Verification Services Inc.

BANDEDGE (HIGH CHANNEL, CH 9)

HORIZONTAL RESULT

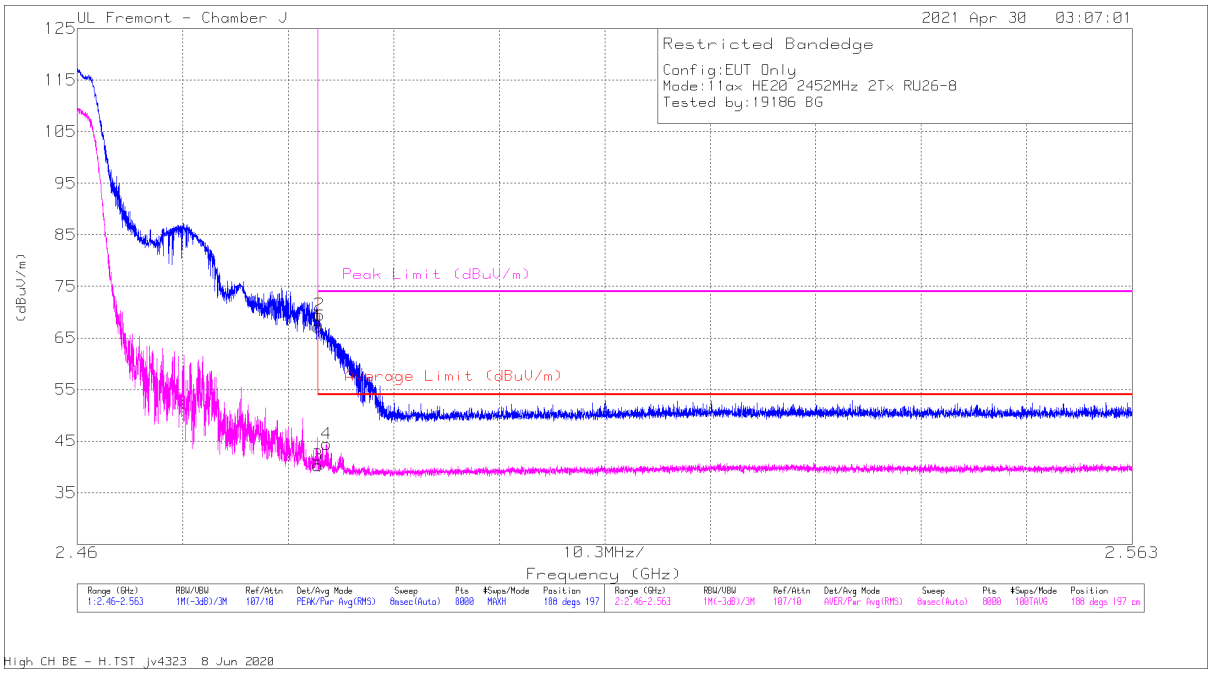

Marker	Frequency (GHz)	Meter Reading (dBuV)	Det	AF PRE0100034 (dB/m)	Amp/Cbl/Fltr/Pad (dB)	Corrected Reading (dBuV/m)	Average Limit (dBuV/m)	Margin (dB)	Peak Limit (dBuV/m)	PK Margin (dB)	Azimuth (Degs)	Height (cm)	Polarity
1	* 2.4835	48.91	Pk	32.5	-14.2	67.21	-	-	74	-6.79	188	197	H
2	* 2.48364	51.17	Pk	32.5	-14.2	69.47	-	-	74	-4.53	188	197	H
3	* 2.4835	21.99	RMS	32.5	-14.2	40.29	54	-13.71	-	-	188	197	H
4	* 2.48435	26.14	RMS	32.5	-14.2	44.44	54	-9.56	-	-	188	197	H

* - indicates frequency in CFR47 Pt 15 / IC RSS-Restricted Band
Pk - Peak detector
RMS - RMS detection

UL VERIFICATION SERVICES INC.
47173 Benicia Street, Fremont, CA 94538; USA TEL:(510) 319-4000 FAX:(510) 661-0888
This report shall not be reproduced except in full, without the written approval of UL Verification Services Inc.

VERTICAL RESULT

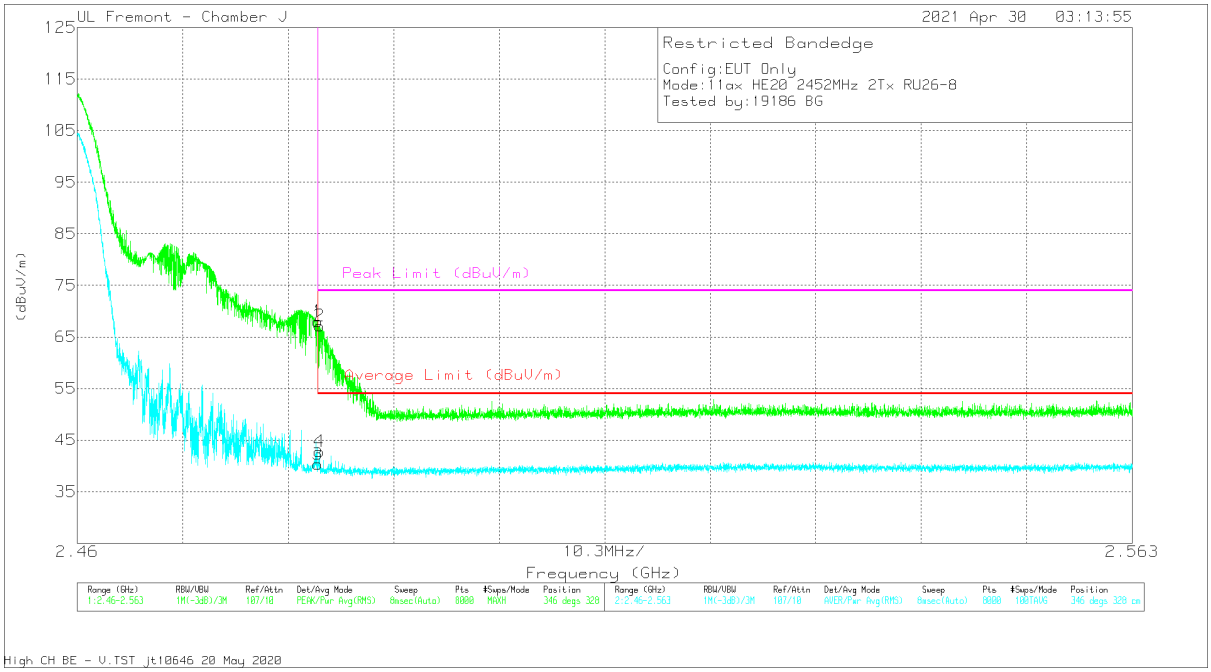

Marker	Frequency (GHz)	Meter Reading (dBuV)	Det	AF PRE0100034 (dB/m)	Amp/Cbl/Fltr/Pad (dB)	Corrected Reading (dBuV/m)	Average Limit (dBuV/m)	Margin (dB)	Peak Limit (dBuV/m)	PK Margin (dB)	Azimuth (Degs)	Height (cm)	Polarity
1	* 2.4835	49.71	Pk	32.5	-14.2	68.01	-	-	74	-5.99	346	328	V
2	* 2.48367	48.86	Pk	32.5	-14.2	67.16	-	-	74	-6.84	346	328	V
3	* 2.4835	22.01	RMS	32.5	-14.2	40.31	54	-13.69	-	-	346	328	V
4	* 2.48364	24.5	RMS	32.5	-14.2	42.8	54	-11.2	-	-	346	328	V

* - indicates frequency in CFR47 Pt 15 / IC RSS-Restricted Band
Pk - Peak detector
RMS - RMS detection

UL VERIFICATION SERVICES INC.
47173 Benicia Street, Fremont, CA 94538; USA TEL:(510) 319-4000 FAX:(510) 661-0888
This report shall not be reproduced except in full, without the written approval of UL Verification Services Inc.

BANDEDGE (HIGH CHANNEL, CH 10)

HORIZONTAL RESULT

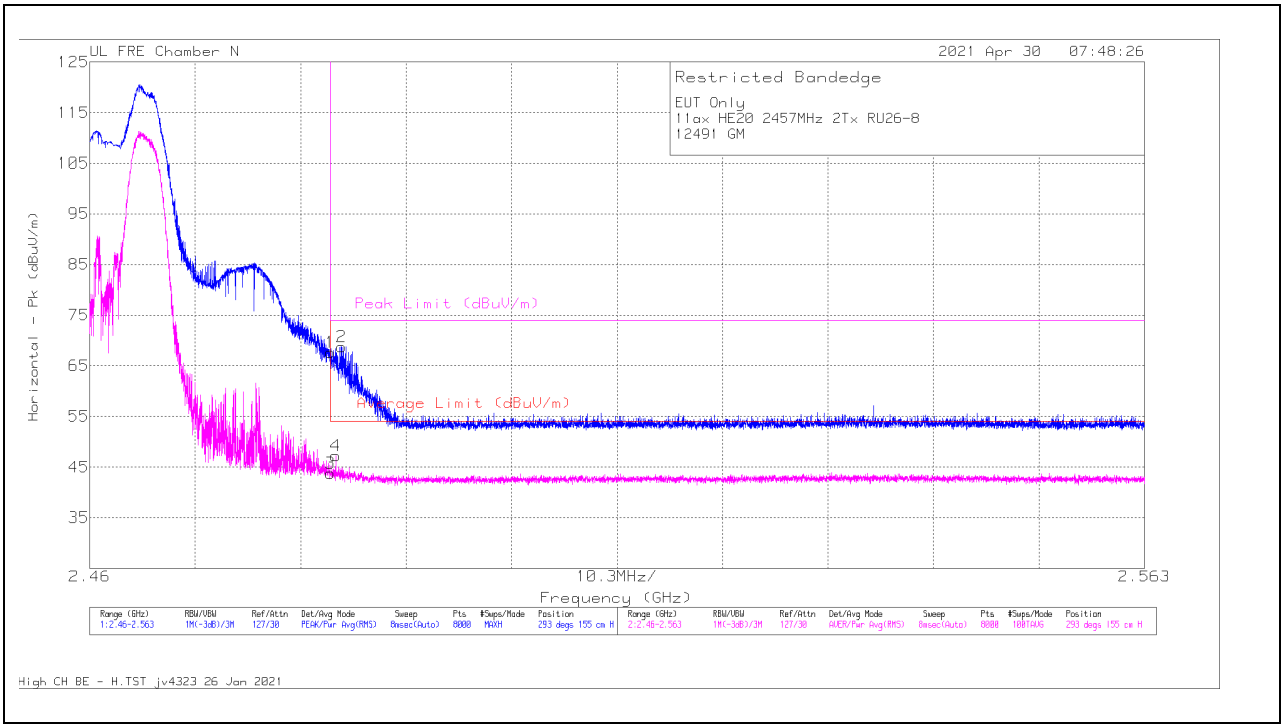

Marker	Frequency (GHz)	Meter Reading (dBuV)	Det	AF PRE0213971 (dB/m)	Amp/Cbl/Fltr/Pad (dB)	Corrected Reading (dBuV/m)	Average Limit (dBuV/m)	Margin (dB)	Peak Limit (dBuV/m)	PK Margin (dB)	Azimuth (Degs)	Height (cm)	Polarity
1	2.4835	71.18	Pk	32.5	-36	67.68	-	-	74	-6.32	293	155	H
3	2.4835	47.31	RMS	32.5	-36	43.81	54	-10.19	-	-	293	155	H
4	2.48402	50.71	RMS	32.5	-36	47.21	54	-6.79	-	-	293	155	H
2	2.48457	72.3	Pk	32.5	-36	68.8	-	-	74	-5.2	293	155	H

Pk - Peak detector
RMS - RMS detection

UL VERIFICATION SERVICES INC.
47173 Benicia Street, Fremont, CA 94538; USA TEL:(510) 319-4000 FAX:(510) 661-0888
This report shall not be reproduced except in full, without the written approval of UL Verification Services Inc.

VERTICAL RESULT

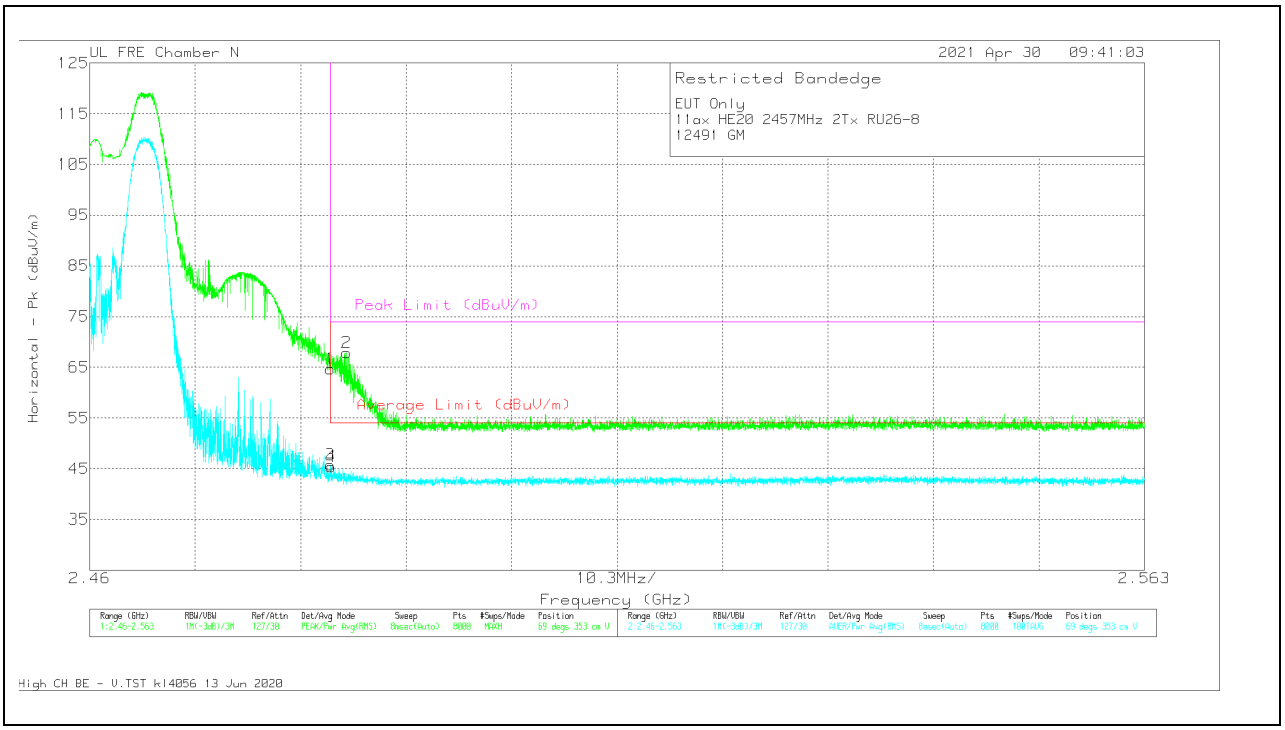

Marker	Frequency (GHz)	Meter Reading (dBuV)	Det	AF PRE0213971 (dB/m)	Amp/Cbl/Fltr/Pad (dB)	Corrected Reading (dBuV/m)	Average Limit (dBuV/m)	Margin (dB)	Peak Limit (dBuV/m)	PK Margin (dB)	Azimuth (Degs)	Height (cm)	Polarity
1	2.4835	68.2	Pk	32.5	-36	64.7	-	-	74	-9.3	69	353	V
3	2.4835	49.22	RMS	32.5	-36	45.72	54	-8.28	-	-	69	353	V
4	2.48355	48.93	RMS	32.5	-36	45.43	54	-8.57	-	-	69	353	V
2	2.48511	71.36	Pk	32.5	-36	67.86	-	-	74	-6.14	69	353	V

Pk - Peak detector
RMS - RMS detection

UL VERIFICATION SERVICES INC.
47173 Benicia Street, Fremont, CA 94538; USA TEL:(510) 319-4000 FAX:(510) 661-0888

This report shall not be reproduced except in full, without the written approval of UL Verification Services Inc.

BANDEDGE (HIGH CHANNEL, CH 11)

HORIZONTAL RESULT

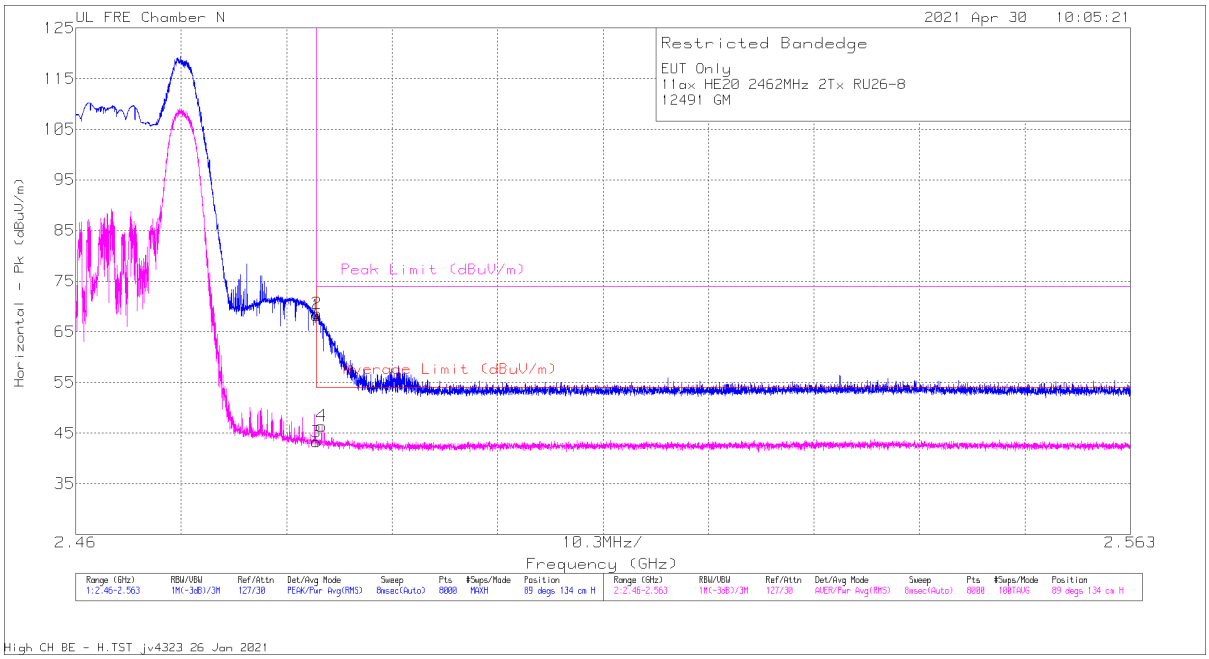

Marker	Frequency (GHz)	Meter Reading (dBuV)	Det	AF PRE0213971 (dB/m)	Amp/Cbl/Fltr/Pad (dB)	Corrected Reading (dBuV/m)	Average Limit (dBuV/m)	Margin (dB)	Peak Limit (dBuV/m)	PK Margin (dB)	Azimuth (Degs)	Height (cm)	Polarity
1	2.4835	71.72	Pk	32.5	-36	68.22	-	-	74	-5.78	89	134	H
3	2.4835	46.79	RMS	32.5	-36	43.29	54	-10.71	-	-	89	134	H
2	2.48356	72.11	Pk	32.5	-36	68.61	-	-	74	-5.39	89	134	H
4	2.48402	49.93	RMS	32.5	-36	46.43	54	-7.57	-	-	89	134	H

Pk - Peak detector
RMS - RMS detection

UL VERIFICATION SERVICES INC.
47173 Benicia Street, Fremont, CA 94538; USA TEL:(510) 319-4000 FAX:(510) 661-0888
This report shall not be reproduced except in full, without the written approval of UL Verification Services Inc.

VERTICAL RESULT

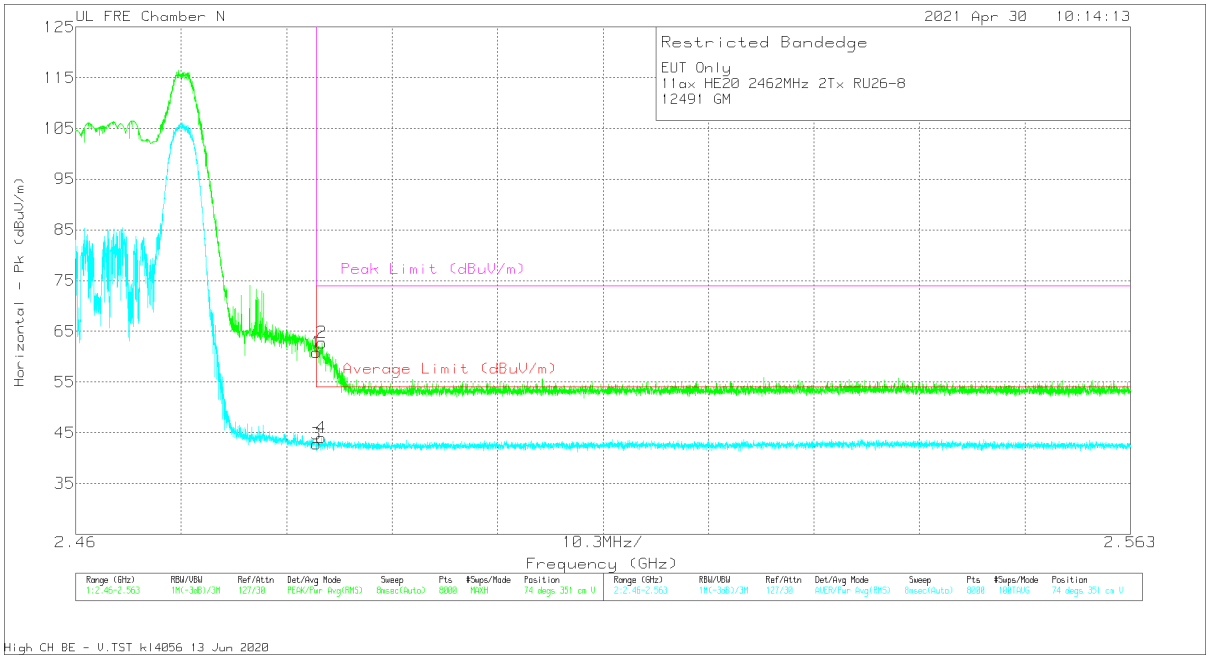

Marker	Frequency (GHz)	Meter Reading (dBuV)	Det	AF PRE0213971 (dB/m)	Amp/Cbl/Fltr/Pad (dB)	Corrected Reading (dBuV/m)	Average Limit (dBuV/m)	Margin (dB)	Peak Limit (dBuV/m)	PK Margin (dB)	Azimuth (Degs)	Height (cm)	Polarity
1	2.4835	64.33	Pk	32.5	-36	60.83	-	-	74	-13.17	74	351	V
3	2.4835	46.26	RMS	32.5	-36	42.76	54	-11.24	-	-	74	351	V
4	2.48399	47.48	RMS	32.5	-36	43.98	54	-10.02	-	-	74	351	V
2	2.48407	66.26	Pk	32.5	-36	62.76	-	-	74	-11.24	74	351	V

Pk - Peak detector
RMS - RMS detection

UL VERIFICATION SERVICES INC.
47173 Benicia Street, Fremont, CA 94538; USA TEL:(510) 319-4000 FAX:(510) 661-0888

This report shall not be reproduced except in full, without the written approval of UL Verification Services Inc.

BANDEDGE (HIGH CHANNEL, CH 12)

HORIZONTAL RESULT

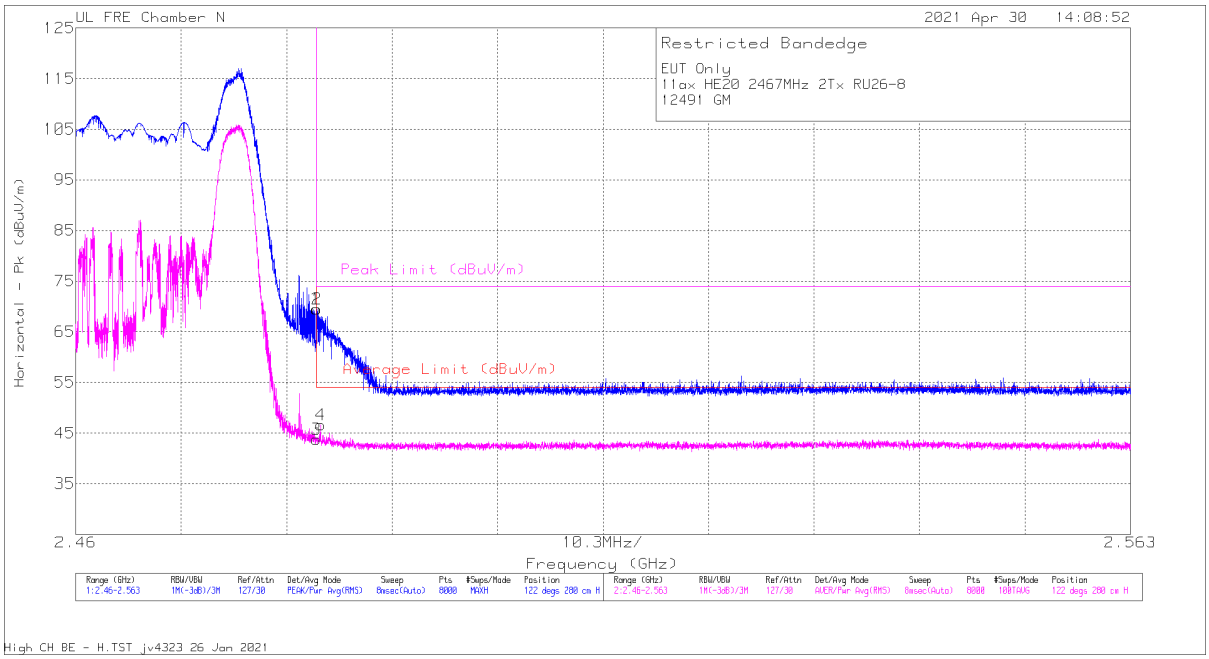

Marker	Frequency (GHz)	Meter Reading (dBuV)	Det	AF PRE0213971 (dB/m)	Amp/Cbl/Fltr/Pad (dB)	Corrected Reading (dBuV/m)	Average Limit (dBuV/m)	Margin (dB)	Peak Limit (dBuV/m)	PK Margin (dB)	Azimuth (Degs)	Height (cm)	Polarity
1	2.4835	73	Pk	32.5	-36	69.5	-	-	74	-4.5	122	280	H
3	2.4835	47.3	RMS	32.5	-36	43.8	54	-10.2	-	-	122	280	H
2	2.48355	72.97	Pk	32.5	-36	69.47	-	-	74	-4.53	122	280	H
4	2.4839	50.06	RMS	32.5	-36	46.56	54	-7.44	-	-	122	280	H

Pk - Peak detector
RMS - RMS detection

UL VERIFICATION SERVICES INC.
47173 Benicia Street, Fremont, CA 94538; USA TEL:(510) 319-4000 FAX:(510) 661-0888
This report shall not be reproduced except in full, without the written approval of UL Verification Services Inc.

VERTICAL RESULT

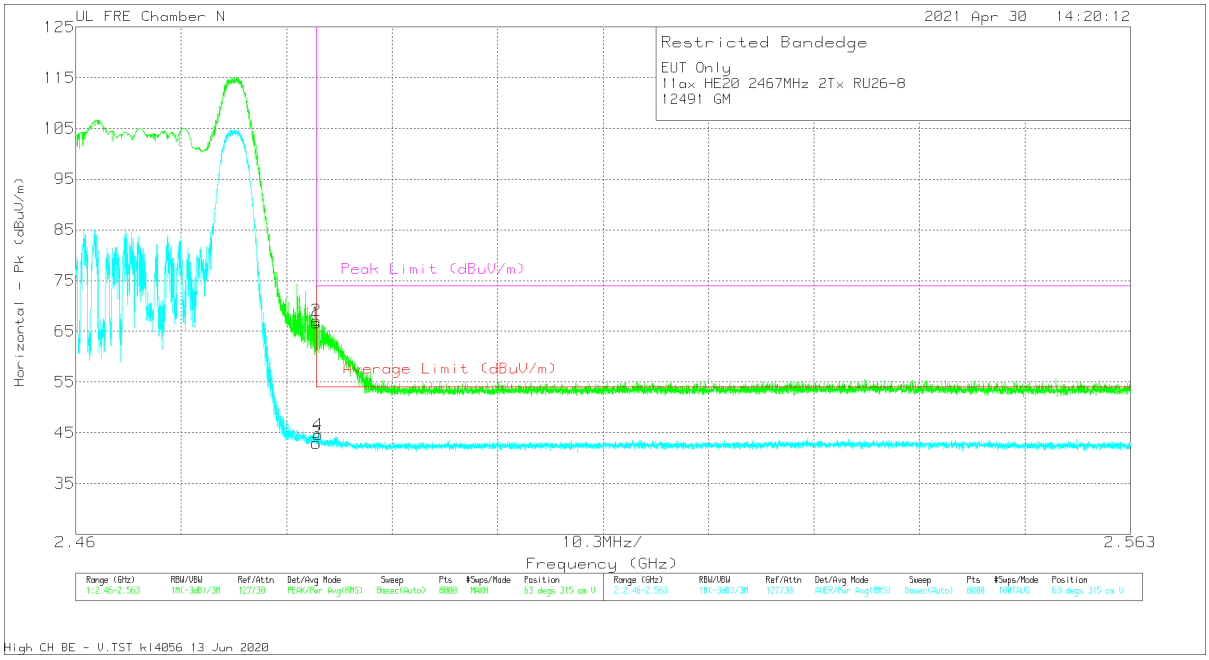

Marker	Frequency (GHz)	Meter Reading (dBuV)	Det	AF PRE0213971 (dB/m)	Amp/Cbl/Fltr/Pad (dB)	Corrected Reading (dBuV/m)	Average Limit (dBuV/m)	Margin (dB)	Peak Limit (dBuV/m)	PK Margin (dB)	Azimuth (Degs)	Height (cm)	Polarity
1	2.4835	70.1	Pk	32.5	-36	66.6	-	-	74	-7.4	63	315	V
3	2.4835	46.47	RMS	32.5	-36	42.97	54	-11.03	-	-	63	315	V
2	2.48351	70.67	Pk	32.5	-36	67.17	-	-	74	-6.83	63	315	V
4	2.48368	48.18	RMS	32.5	-36	44.68	54	-9.32	-	-	63	315	V

Pk - Peak detector
RMS - RMS detection

UL VERIFICATION SERVICES INC.
47173 Benicia Street, Fremont, CA 94538; USA TEL:(510) 319-4000 FAX:(510) 661-0888

This report shall not be reproduced except in full, without the written approval of UL Verification Services Inc.

BANDEDGE (HIGH CHANNEL, CH 13)

HORIZONTAL RESULT

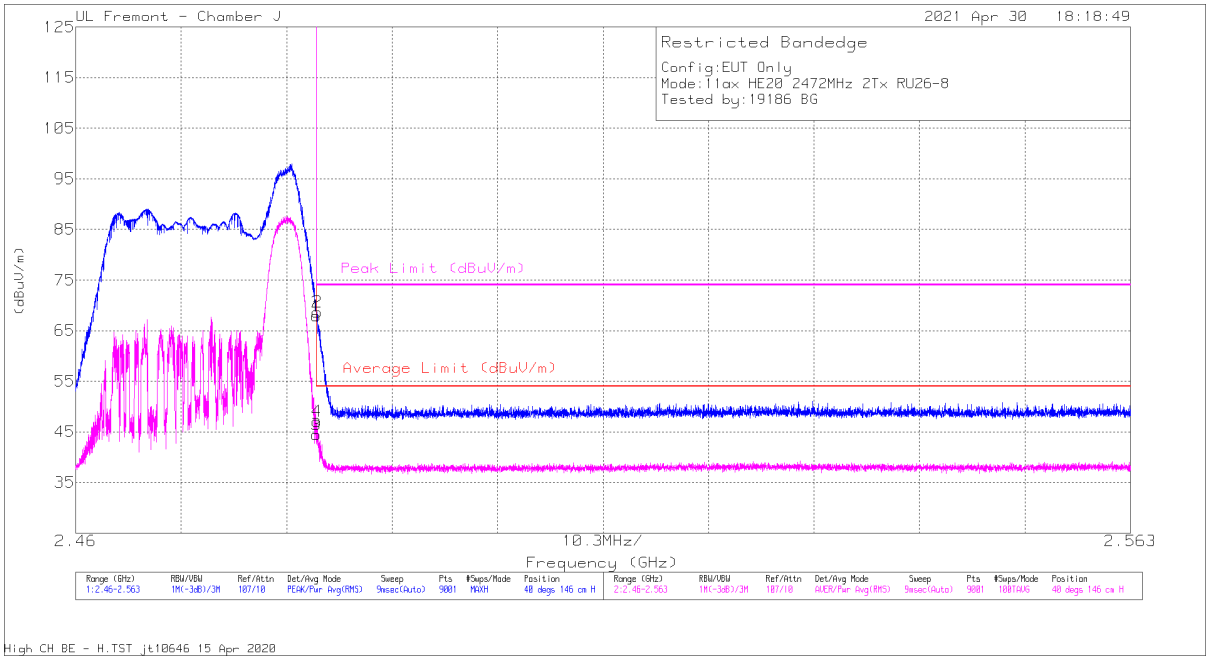

Marker	Frequency (GHz)	Meter Reading (dBuV)	Det	AF PRE010 0034 (dB/m)	Amp/Cbl/Fltr/Pad (dB)	Corrected Reading (dBuV/m)	Average Limit (dBuV/m)	Margin (dB)	Peak Limit (dBuV/m)	PK Margin (dB)	Azimuth (Degs)	Height (cm)	Polarity
1	* 2.48351	60.6	Pk	32.5	-25.2	67.9	-	-	74	-6.1	40	146	H
2	* 2.48359	61.31	Pk	32.5	-25.2	68.61	-	-	74	-5.39	40	146	H
3	* 2.48351	37.17	RMS	32.5	-25.2	44.47	54	-9.53	-	-	40	146	H
4	* 2.48354	39.79	RMS	32.5	-25.2	47.09	54	-6.91	-	-	40	146	H

* - indicates frequency in CFR47 Pt 15 / IC RSS-Restricted Band
Pk - Peak detector
RMS - RMS detection

UL VERIFICATION SERVICES INC.
47173 Benicia Street, Fremont, CA 94538; USA TEL:(510) 319-4000 FAX:(510) 661-0888
This report shall not be reproduced except in full, without the written approval of UL Verification Services Inc.

VERTICAL RESULT

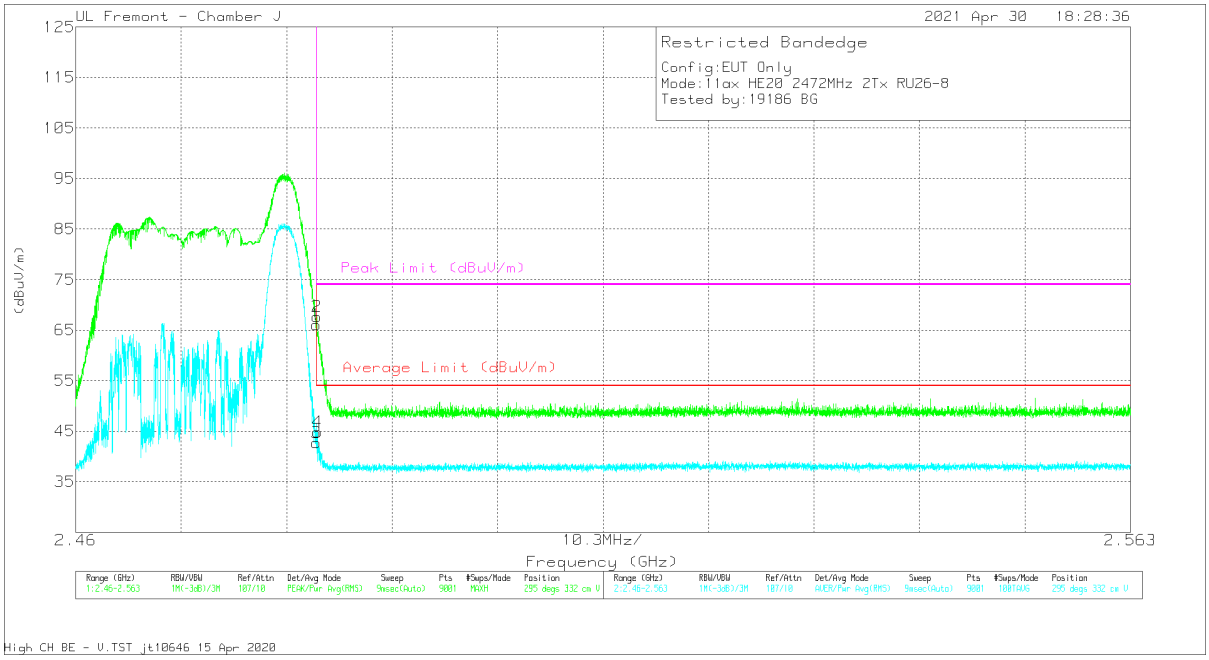

Marker	Frequency (GHz)	Meter Reading (dBuV)	Det	AF PRE010 0034 (dB/m)	Amp/Cbl/Fltr/Pad (dB)	Corrected Reading (dBuV/m)	Average Limit (dBuV/m)	Margin (dB)	Peak Limit (dBuV/m)	PK Margin (dB)	Azimuth (Degs)	Height (cm)	Polarity
1	* 2.48351	58.77	Pk	32.5	-25.2	66.07	-	-	74	-7.93	295	332	V
2	* 2.48353	60.32	Pk	32.5	-25.2	67.62	-	-	74	-6.38	295	332	V
3	* 2.48351	35.44	RMS	32.5	-25.2	42.74	54	-11.26	-	-	295	332	V
4	* 2.48363	37.48	RMS	32.5	-25.2	44.78	54	-9.22	-	-	295	332	V

* - indicates frequency in CFR47 Pt 15 / IC RSS-Restricted Band
Pk - Peak detector
RMS - RMS detection

UL VERIFICATION SERVICES INC.
47173 Benicia Street, Fremont, CA 94538; USA TEL:(510) 319-4000 FAX:(510) 661-0888

This report shall not be reproduced except in full, without the written approval of UL Verification Services Inc.

2TX ANTENNA 4 + ANTENNA 3 OFDMA MODE: 26-Tones, RU Index 0

HARMONICS AND SPURIOUS EMISSIONS (WORST-CASE)

LOW CHANNEL, CH 1 RESULTS

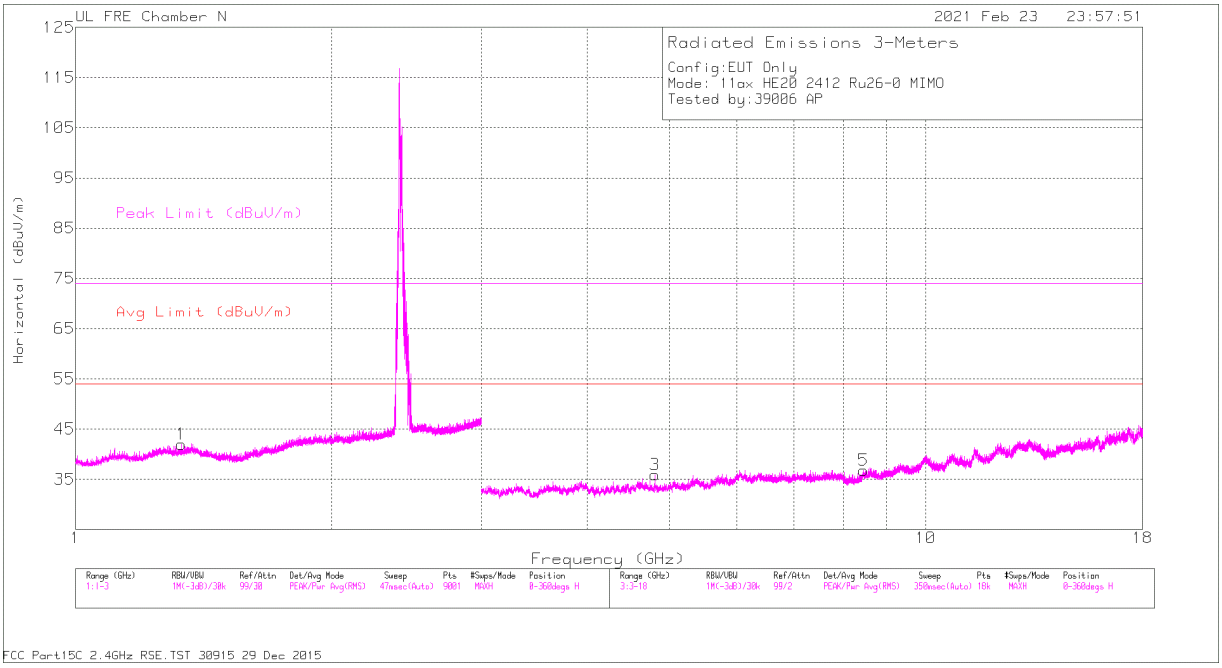

HORIZONTAL

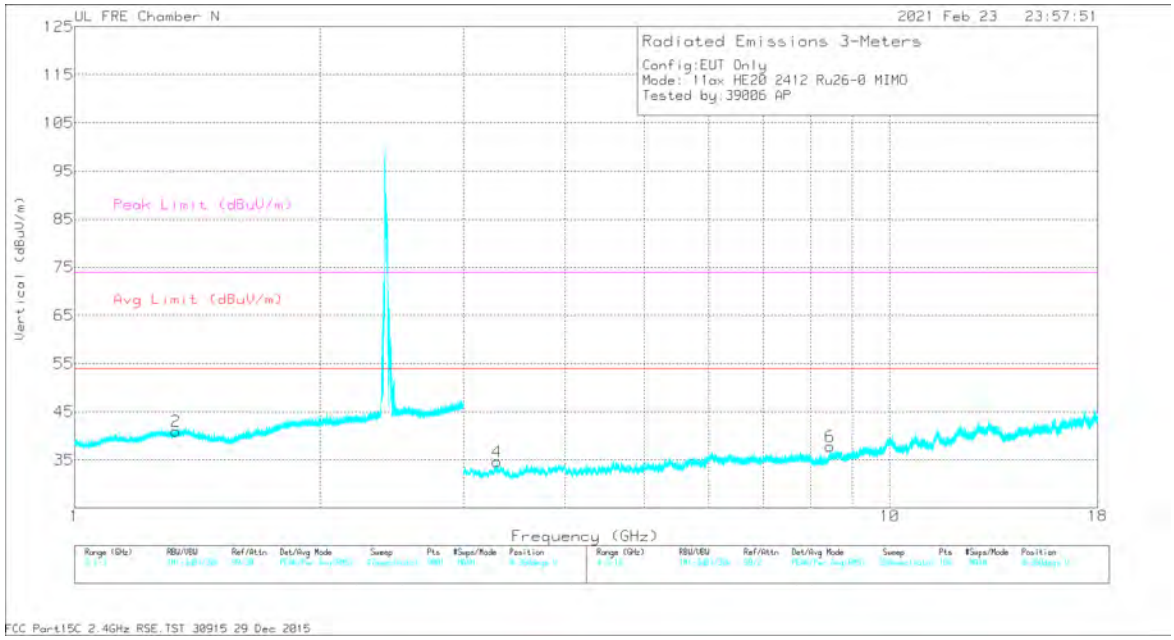

VERTICAL

UL VERIFICATION SERVICES INC.
47173 Benicia Street, Fremont, CA 94538; USA TEL:(510) 319-4000 FAX:(510) 661-0888

This report shall not be reproduced except in full, without the written approval of UL Verification Services Inc.

RADIATED EMISSIONS

Range 1: Horizontal 1000 - 3000MHz

Marker	Frequency (GHz)	Meter Reading (dBuV)	Det	AF PRE0213971 (dB/m)	Amp/Cbl/Fltr/Pad (dB)	Corrected Reading (dBuV/m)	Avg Limit (dBuV/m)	Margin (dB)	Peak Limit (dBuV/m)	PK Margin (dB)	Azimuth (Degs)	Height (cm)	Polarity
1	*1.33102	59.64	PK2	28.5	-37.2	50.94	-	-	74	-23.06	14	151	H
	*1.33242	47.96	MAv1	28.5	-37.1	39.36	54	-14.64	-	-	14	151	H

Range 2: Vertical 1000 - 3000MHz

Marker	Frequency (GHz)	Meter Reading (dBuV)	Det	AF PRE0213971 (dB/m)	Amp/Cbl/Fltr/Pad (dB)	Corrected Reading (dBuV/m)	Avg Limit (dBuV/m)	Margin (dB)	Peak Limit (dBuV/m)	PK Margin (dB)	Azimuth (Degs)	Height (cm)	Polarity
2	*1.33101	59.41	PK2	28.5	-37.2	50.71	-	-	74	-23.29	25	162	V
	*1.33104	48.04	MAv1	28.5	-37.2	39.34	54	-14.66	-	-	25	162	V

Range 3: Horizontal 3000 - 18000MHz

Marker	Frequency (GHz)	Meter Reading (dBuV)	Det	AF PRE0213971 (dB/m)	Amp/Cbl/Fltr/Pad (dB)	Corrected Reading (dBuV/m)	Avg Limit (dBuV/m)	Margin (dB)	Peak Limit (dBuV/m)	PK Margin (dB)	Azimuth (Degs)	Height (cm)	Polarity
3	*4.8079	54.89	PK2	34.1	-42.9	46.09	-	-	74	-27.91	102	114	H
	*4.80692	44.21	MAv1	34.1	-43	35.31	54	-18.69	-	-	102	114	H
5	*8.45147	49.45	PK2	35.9	-39.5	45.85	-	-	74	-28.15	270	188	H
	*8.45181	38.08	MAv1	35.9	-39.5	34.48	54	-19.52	-	-	270	188	H

Range 4: Vertical 3000 - 18000MHz

Marker	Frequency (GHz)	Meter Reading (dBuV)	Det	AF PRE0213971 (dB/m)	Amp/Cbl/Fltr/Pad (dB)	Corrected Reading (dBuV/m)	Avg Limit (dBuV/m)	Margin (dB)	Peak Limit (dBuV/m)	PK Margin (dB)	Azimuth (Degs)	Height (cm)	Polarity
4	3.29612	54.41	PK2	32.7	-43.6	43.51	-	-	-	-	79	149	V
6	*8.4584	49.21	PK2	35.9	-39.8	45.31	-	-	74	-28.69	17	174	V
	*8.45787	37.94	MAv1	35.9	-39.8	34.04	54	-19.96	-	-	17	174	V

* - indicates frequency in CFR47 Pt 15 / IC RSS-Restricted Band
PK2 - KDB558074 Method: Maximum Peak
MAv1 - KDB558074 Option 1 Maximum RMS Average

UL VERIFICATION SERVICES INC.
47173 Benicia Street, Fremont, CA 94538; USA TEL:(510) 319-4000 FAX:(510) 661-0888

This report shall not be reproduced except in full, without the written approval of UL Verification Services Inc.

MID CHANNEL, CH 6 RESULTS

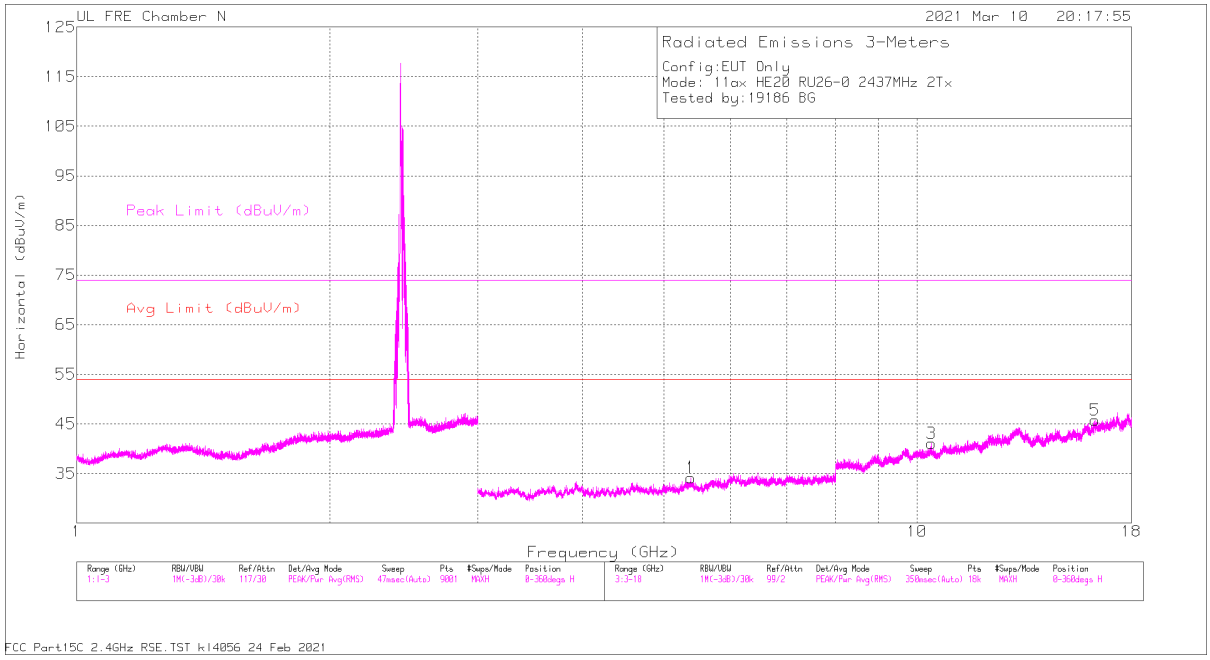

HORIZONTAL

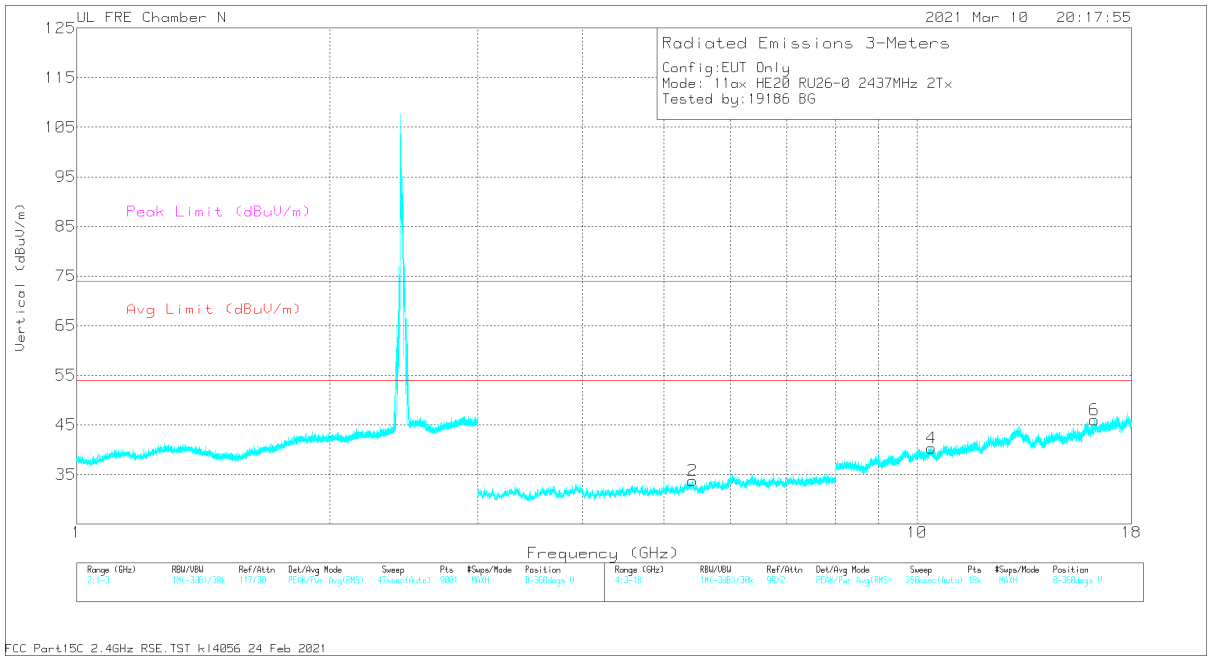

VERTICAL

UL VERIFICATION SERVICES INC.
47173 Benicia Street, Fremont, CA 94538; USA TEL:(510) 319-4000 FAX:(510) 661-0888

This report shall not be reproduced except in full, without the written approval of UL Verification Services Inc.

RADIATED EMISSIONS

Range 3: Horizontal 3000 - 18000MHz

Marker	Frequency (GHz)	Meter Reading (dBuV)	Det	AF PRE0213971 (dB/m)	Amp/Cbl/Fltr/Pad (dB)	Corrected Reading (dBuV/m)	Avg Limit (dBuV/m)	Margin (dB)	Peak Limit (dBuV/m)	PK Margin (dB)	Azimuth (Degs)	Height (cm)	Polarity
1	*5.38362	52.83	PK2	34.6	-42.1	45.33	-	-	74	-28.67	0	100	H
	*5.38112	41.32	MAv1	34.6	-42.1	33.82	54	-20.18	-	-	0	100	H
3	10.4001	52.39	PK2	37.5	-39.7	50.19	-	-	-	-	0	100	H
5	16.28565	47.37	PK2	40.9	-34.8	53.47	-	-	-	-	0	100	H

Range 4: Vertical 3000 - 18000MHz

Marker	Frequency (GHz)	Meter Reading (dBuV)	Det	AF PRE0213971 (dB/m)	Amp/Cbl/Fltr/Pad (dB)	Corrected Reading (dBuV/m)	Avg Limit (dBuV/m)	Margin (dB)	Peak Limit (dBuV/m)	PK Margin (dB)	Azimuth (Degs)	Height (cm)	Polarity
2	*5.40444	53.06	PK2	34.6	-42.3	45.36	-	-	74	-28.64	0	201	V
	*5.40502	41.58	MAv1	34.5	-42.3	33.78	54	-20.22	-	-	0	201	V
4	10.39928	52.62	PK2	37.5	-39.6	50.52	-	-	-	-	0	200	V
6	16.27364	48.44	PK2	40.9	-34.6	54.74	-	-	-	-	0	200	V

* - indicates frequency in CFR47 Pt 15 / IC RSS-Restricted Band
PK2 - KDB558074 Method: Maximum Peak
MAv1 - KDB558074 Option 1 Maximum RMS Average

UL VERIFICATION SERVICES INC.
47173 Benicia Street, Fremont, CA 94538; USA TEL:(510) 319-4000 FAX:(510) 661-0888

This report shall not be reproduced except in full, without the written approval of UL Verification Services Inc.

HIGH CHANNEL, CH 13 RESULTS

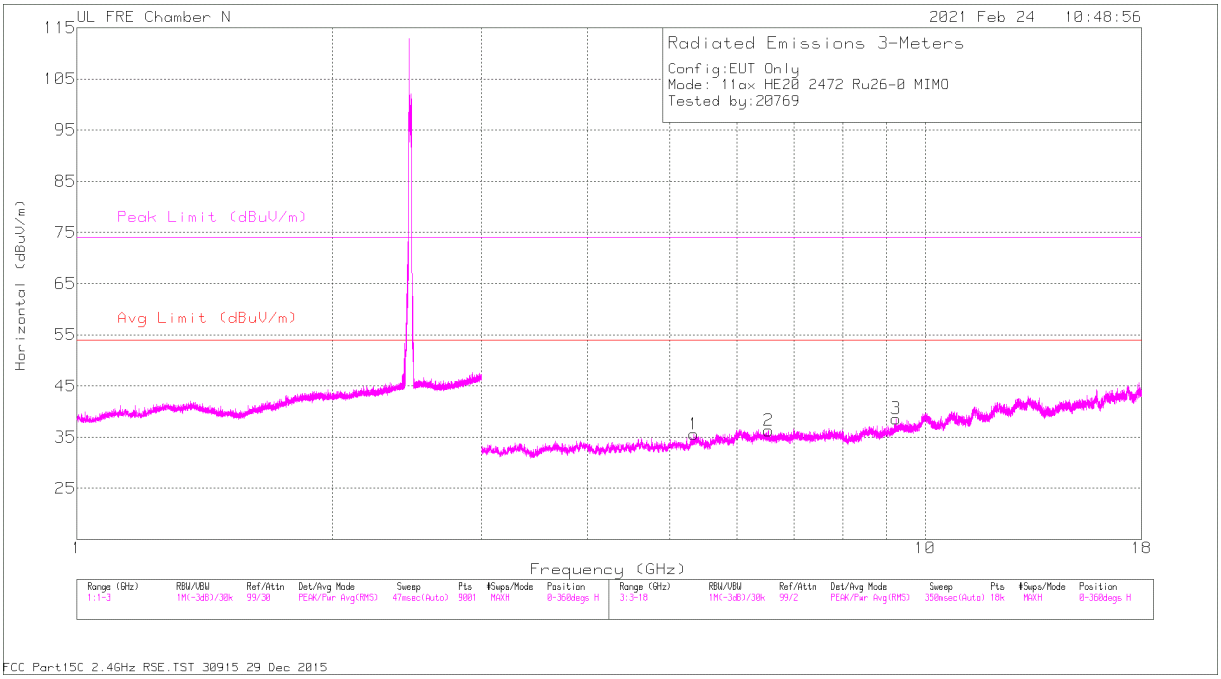

HORIZONTAL

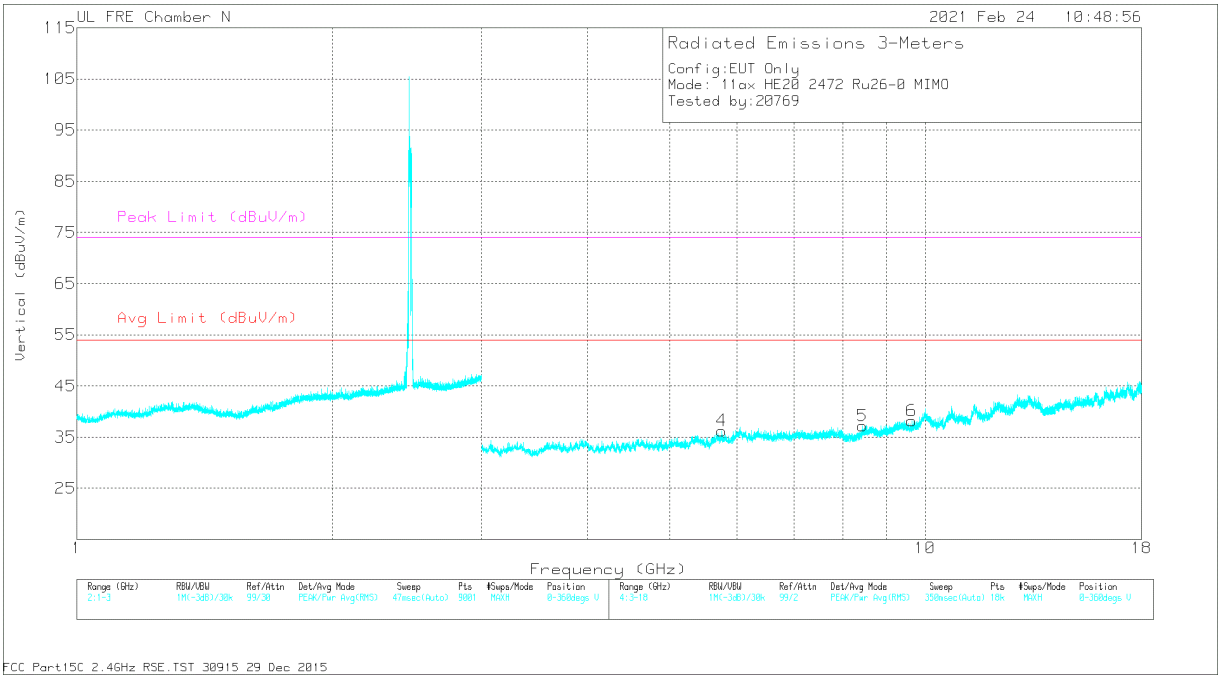

VERTICAL

UL VERIFICATION SERVICES INC.
47173 Benicia Street, Fremont, CA 94538; USA TEL:(510) 319-4000 FAX:(510) 661-0888

This report shall not be reproduced except in full, without the written approval of UL Verification Services Inc.

RADIATED EMISSIONS

Range 3: Horizontal 3000 - 18000MHz

Marker	Frequency (GHz)	Meter Reading (dBuV)	Det	AF PRE0213971 (dB/m)	Amp/Cbl/Fltr/Pad (dB)	Corrected Reading (dBuV/m)	Avg Limit (dBuV/m)	Margin (dB)	Peak Limit (dBuV/m)	PK Margin (dB)	Azimuth (Degs)	Height (cm)	Polarity
1	5.33896	53.36	PK2	34.5	-42.4	45.46	-	-	-	-	280	167	H
2	6.53606	51.09	PK2	35.6	-41	45.69	-	-	-	-	12	174	H
3	9.24749	50.64	PK2	36.3	-39.5	47.44	-	-	-	-	358	399	H

Range 4: Vertical 3000 - 18000MHz

Marker	Frequency (GHz)	Meter Reading (dBuV)	Det	AF PRE0213971 (dB/m)	Amp/Cbl/Fltr/Pad (dB)	Corrected Reading (dBuV/m)	Avg Limit (dBuV/m)	Margin (dB)	Peak Limit (dBuV/m)	PK Margin (dB)	Azimuth (Degs)	Height (cm)	Polarity
4	5.75846	52.32	PK2	34.8	-41.5	45.62	-	-	-	-	113	163	V
5	8.44164	49.11	PK2	35.9	-39.6	45.41	-	-	74	-28.59	259	274	V
	8.44097	37.91	MAv1	35.9	-39.6	34.21	54	-19.79	-	-	259	274	V
6	9.64208	49.59	PK2	36.9	-39.3	47.19	-	-	-	-	138	226	V

* - indicates frequency in CFR47 Pt 15 / IC RSS-Restricted Band
PK2 - KDB558074 Method: Maximum Peak
MAv1 - KDB558074 Option 1 Maximum RMS Average

UL VERIFICATION SERVICES INC.
47173 Benicia Street, Fremont, CA 94538; USA TEL:(510) 319-4000 FAX:(510) 661-0888

This report shall not be reproduced except in full, without the written approval of UL Verification Services Inc.

2TX ANT 4 + ANT 3 OFDMA MODE: 242-Tones, RU Index 61

BANDEDGE (LOW CHANNEL, CH 1)

HORIZONTAL RESULT

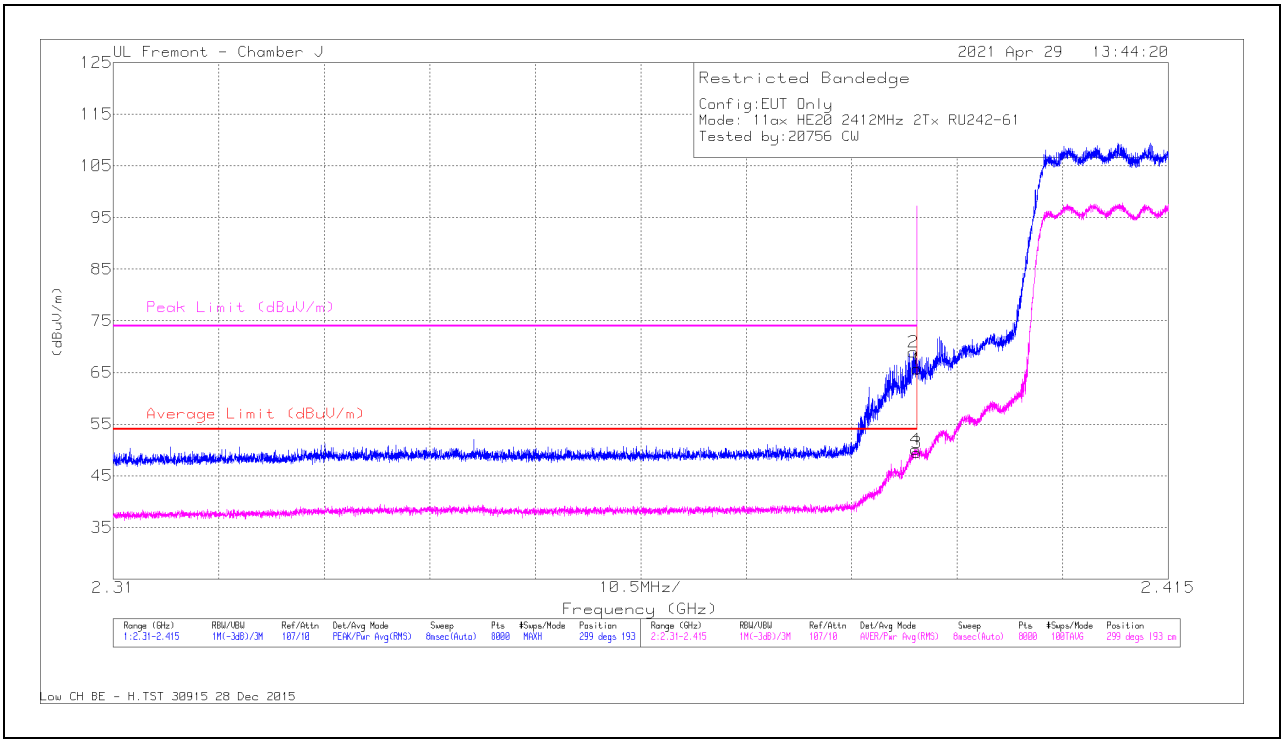

Marker	Frequency (GHz)	Meter Reading (dBuV)	Det	AF PRE010 0034 (dB/m)	Amp/Cbl/Fltr/Pad (dB)	Corrected Reading (dBuV/m)	Average Limit (dBuV/m)	Margin (dB)	Peak Limit (dBuV/m)	PK Margin (dB)	Azimuth (Degs)	Height (cm)	Polarity
1	* 2.39	47.75	Pk	32.1	-14.2	65.65	-	-	74	-8.35	299	193	H
2	* 2.38964	51.05	Pk	32.1	-14.2	68.95	-	-	74	-5.05	299	193	H
3	* 2.39	31.55	RMS	32.1	-14.2	49.45	54	-4.55	-	-	299	193	H
4	* 2.38984	32.17	RMS	32.1	-14.2	50.07	54	-3.93	-	-	299	193	H

* - indicates frequency in CFR47 Pt 15 / IC RSS-Restricted Band
Pk - Peak detector
RMS - RMS detection

UL VERIFICATION SERVICES INC.
47173 Benicia Street, Fremont, CA 94538; USA TEL:(510) 319-4000 FAX:(510) 661-0888
This report shall not be reproduced except in full, without the written approval of UL Verification Services Inc.

VERTICAL RESULT

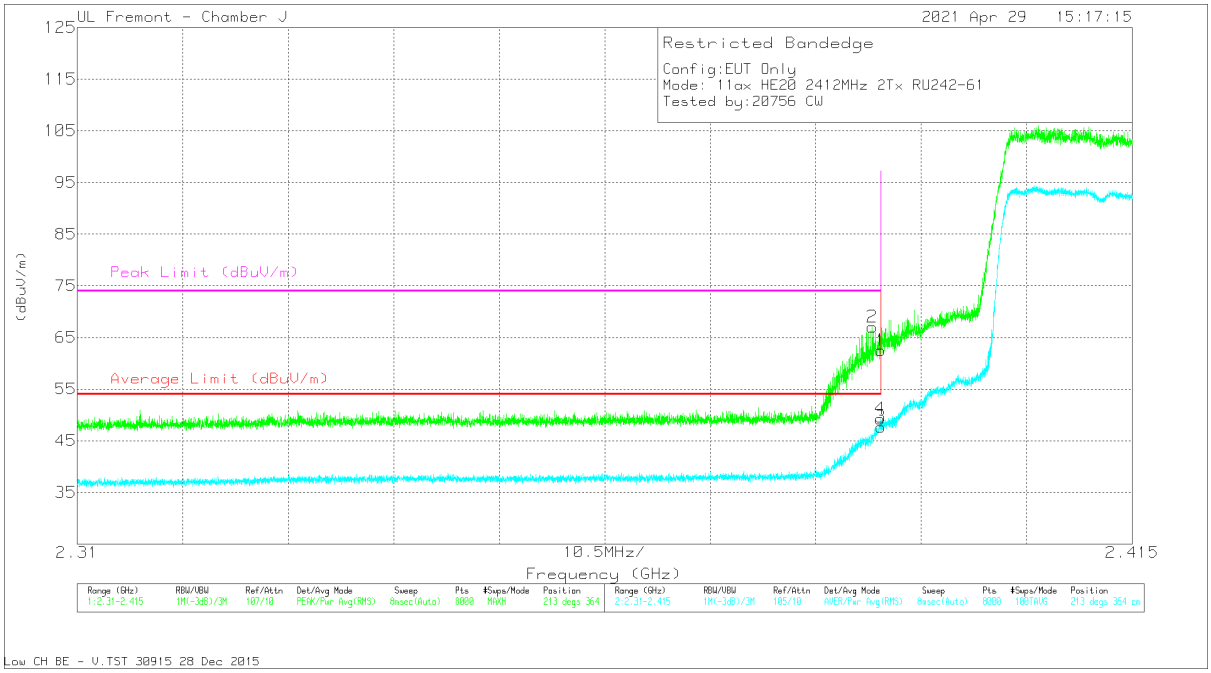

Marker	Frequency (GHz)	Meter Reading (dBuV)	Det	AF PRE0100034 (dB/m)	Amp/Cbl/Fltr/Pad (dB)	Corrected Reading (dBuV/m)	Average Limit (dBuV/m)	Margin (dB)	Peak Limit (dBuV/m)	PK Margin (dB)	Azimuth (Degs)	Height (cm)	Polarity
1	* 2.39	44.61	Pk	32.1	-14.2	62.51	-	-	74	-11.49	213	364	V
2	* 2.38913	49.15	Pk	32.1	-14.2	67.05	-	-	74	-6.95	213	364	V
3	* 2.39	29.77	RMS	32.1	-14.2	47.67	54	-6.33	-	-	213	364	V
4	* 2.38992	31.36	RMS	32.1	-14.2	49.26	54	-4.74	-	-	213	364	V

* - indicates frequency in CFR47 Pt 15 / IC RSS-Restricted Band
Pk - Peak detector
RMS - RMS detection

UL VERIFICATION SERVICES INC.
47173 Benicia Street, Fremont, CA 94538; USA TEL:(510) 319-4000 FAX:(510) 661-0888
This report shall not be reproduced except in full, without the written approval of UL Verification Services Inc.

BANDEDGE (LOW CHANNEL, CH 2)

HORIZONTAL RESULT

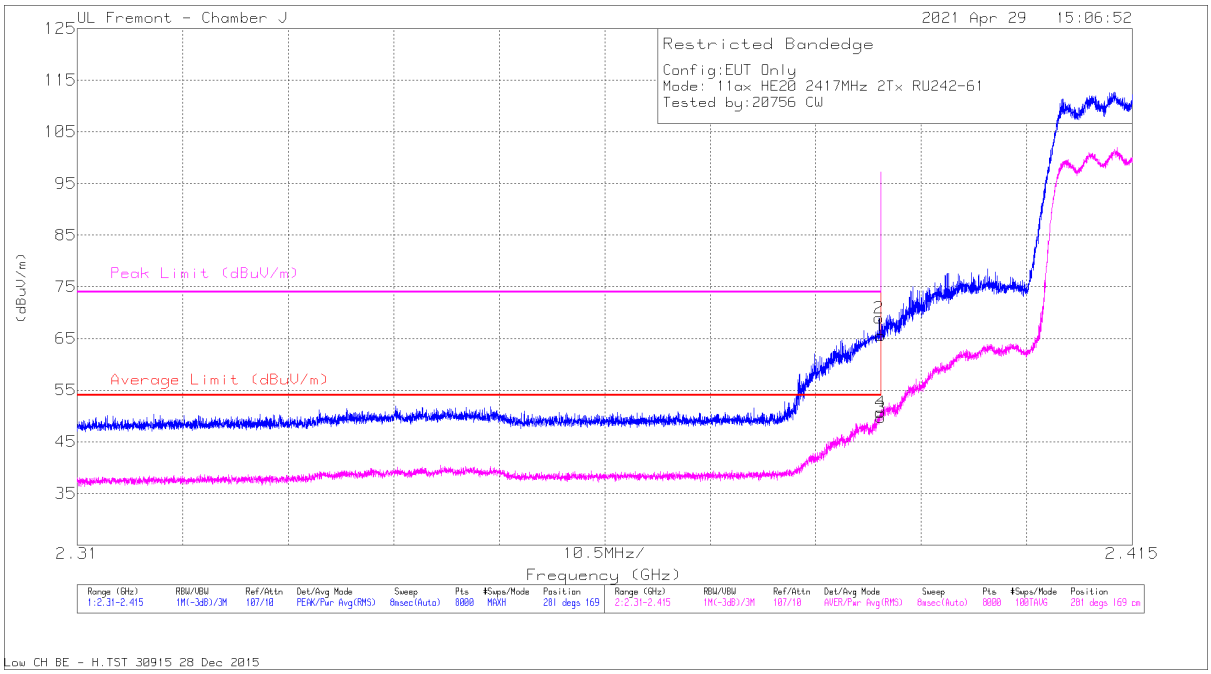

Marker	Frequency (GHz)	Meter Reading (dBuV)	Det	AF PRE0100034 (dB/m)	Amp/Cbl/Fltr/Pad (dB)	Corrected Reading (dBuV/m)	Average Limit (dBuV/m)	Margin (dB)	Peak Limit (dBuV/m)	PK Margin (dB)	Azimuth (Degs)	Height (cm)	Polarity
1	* 2.39	47.68	Pk	32.1	-14.2	65.58	-	-	74	-8.42	281	169	H
2	* 2.38979	51.03	Pk	32.1	-14.2	68.93	-	-	74	-5.07	281	169	H
3	* 2.39	31.79	RMS	32.1	-14.2	49.69	54	-4.31	-	-	281	169	H
4	* 2.38994	32.76	RMS	32.1	-14.2	50.66	54	-3.34	-	-	281	169	H

* - indicates frequency in CFR47 Pt 15 / IC RSS-Restricted Band
Pk - Peak detector
RMS - RMS detection

UL VERIFICATION SERVICES INC.
47173 Benicia Street, Fremont, CA 94538; USA TEL:(510) 319-4000 FAX:(510) 661-0888

This report shall not be reproduced except in full, without the written approval of UL Verification Services Inc.

VERTICAL RESULT

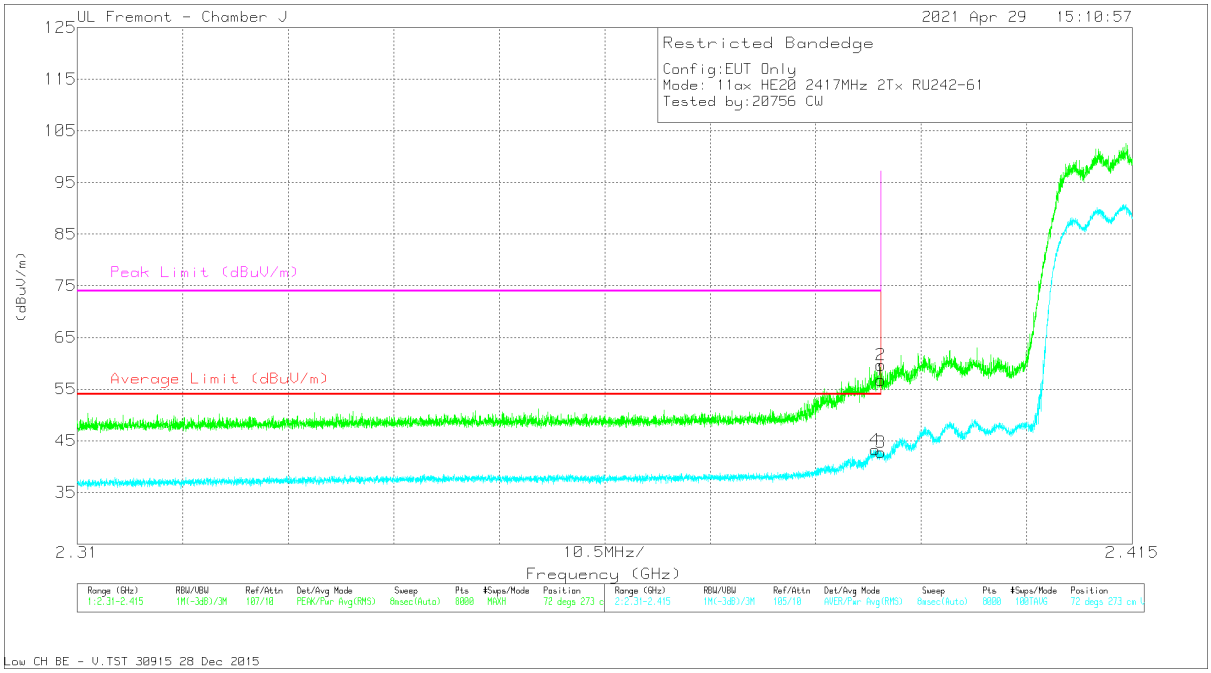

Marker	Frequency (GHz)	Meter Reading (dBuV)	Det	AF PRE0100034 (dB/m)	Amp/Cbl/Fltr/Pad (dB)	Corrected Reading (dBuV/m)	Average Limit (dBuV/m)	Margin (dB)	Peak Limit (dBuV/m)	PK Margin (dB)	Azimuth (Degs)	Height (cm)	Polarity
1	* 2.39	38.83	Pk	32.1	-14.2	56.73	-	-	74	-17.27	72	273	V
2	* 2.38997	41.75	Pk	32.1	-14.2	59.65	-	-	74	-14.35	72	273	V
3	* 2.39	24.85	RMS	32.1	-14.2	42.75	54	-11.25	-	-	72	273	V
4	* 2.38943	25.33	RMS	32.1	-14.2	43.23	54	-10.77	-	-	72	273	V

* - indicates frequency in CFR47 Pt 15 / IC RSS-Restricted Band
Pk - Peak detector
RMS - RMS detection

UL VERIFICATION SERVICES INC.
47173 Benicia Street, Fremont, CA 94538; USA TEL:(510) 319-4000 FAX:(510) 661-0888
This report shall not be reproduced except in full, without the written approval of UL Verification Services Inc.

BANDEDGE (LOW CHANNEL, CH 3)

HORIZONTAL RESULT

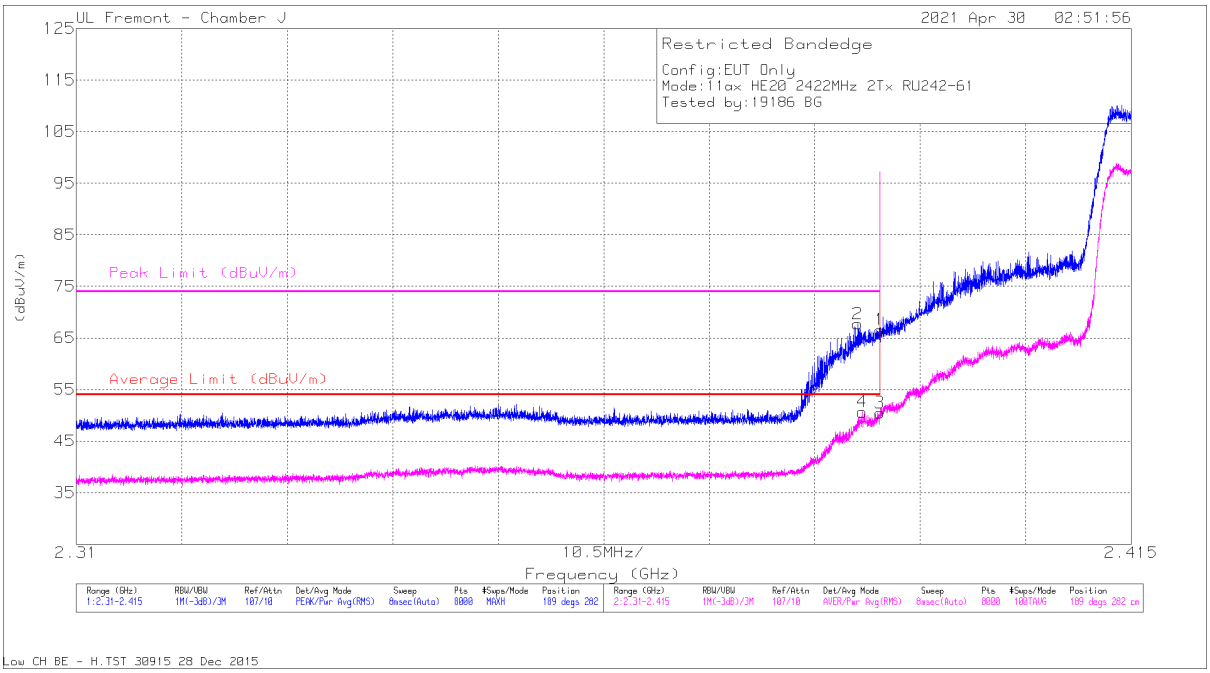

Marker	Frequency (GHz)	Meter Reading (dBuV)	Det	AF PRE0100034 (dB/m)	Amp/Cbl/Fltr/Pad (dB)	Corrected Reading (dBuV/m)	Average Limit (dBuV/m)	Margin (dB)	Peak Limit (dBuV/m)	PK Margin (dB)	Azimuth (Degs)	Height (cm)	Polarity
1	* 2.39	48.67	Pk	32.1	-14.2	66.57	-	-	74	-7.43	189	282	H
2	* 2.38776	49.81	Pk	32.1	-14.2	67.71	-	-	74	-6.29	189	282	H
3	* 2.39	32.56	RMS	32.1	-14.2	50.46	54	-3.54	-	-	189	282	H
4	* 2.38822	32.74	RMS	32.1	-14.2	50.64	54	-3.36	-	-	189	282	H

* - indicates frequency in CFR47 Pt 15 / IC RSS-Restricted Band
Pk - Peak detector
RMS - RMS detection

UL VERIFICATION SERVICES INC.
47173 Benicia Street, Fremont, CA 94538; USA TEL:(510) 319-4000 FAX:(510) 661-0888
This report shall not be reproduced except in full, without the written approval of UL Verification Services Inc.

VERTICAL RESULT

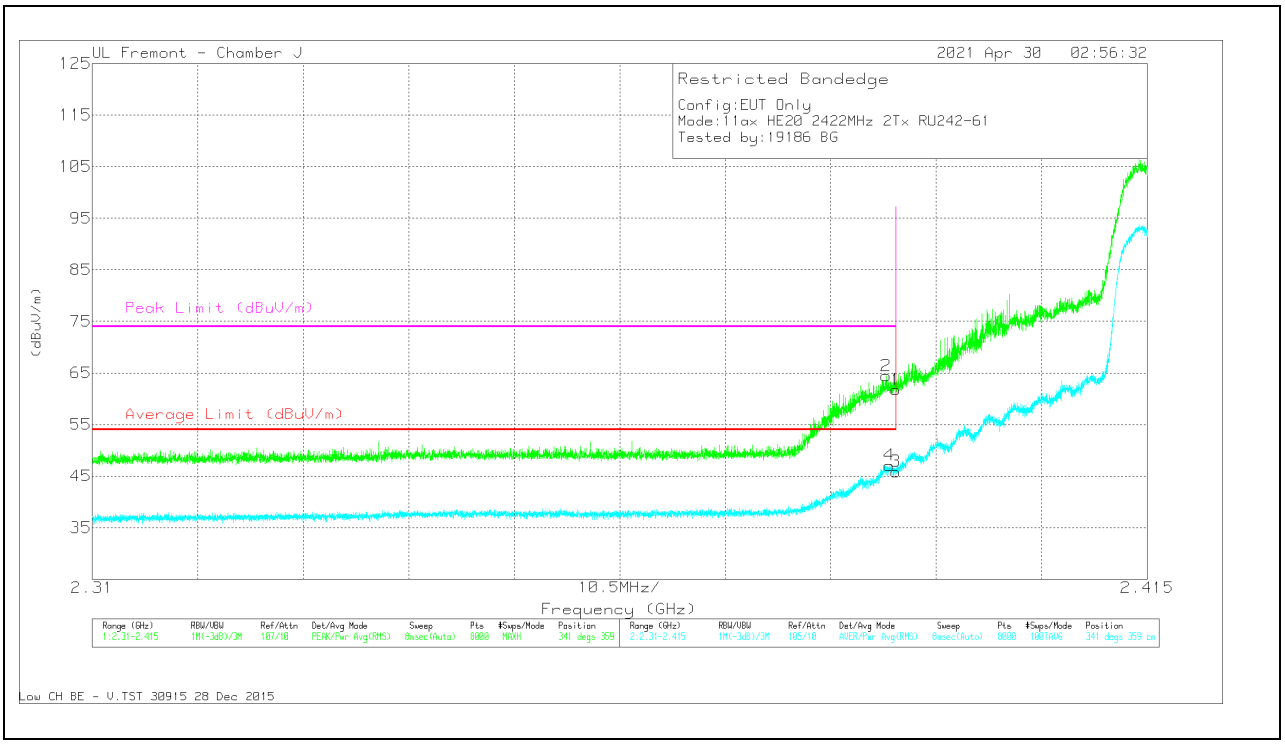

Marker	Frequency (GHz)	Meter Reading (dBuV)	Det	AF PRE0100034 (dB/m)	Amp/Cbl/Fltr/Pad (dB)	Corrected Reading (dBuV/m)	Average Limit (dBuV/m)	Margin (dB)	Peak Limit (dBuV/m)	PK Margin (dB)	Azimuth (Degs)	Height (cm)	Polarity
1	* 2.39	43.84	Pk	32.1	-14.2	61.74	-	-	74	-12.26	341	359	V
2	* 2.38901	46.55	Pk	32.1	-14.2	64.45	-	-	74	-9.55	341	359	V
3	* 2.39	27.97	RMS	32.1	-14.2	45.87	54	-8.13	-	-	341	359	V
4	* 2.38933	29.19	RMS	32.1	-14.2	47.09	54	-6.91	-	-	341	359	V

* - indicates frequency in CFR47 Pt 15 / IC RSS-Restricted Band
Pk - Peak detector
RMS - RMS detection

UL VERIFICATION SERVICES INC.
47173 Benicia Street, Fremont, CA 94538; USA TEL:(510) 319-4000 FAX:(510) 661-0888
This report shall not be reproduced except in full, without the written approval of UL Verification Services Inc.

BANDEDGE (LOW CHANNEL, CH 4)

HORIZONTAL RESULT

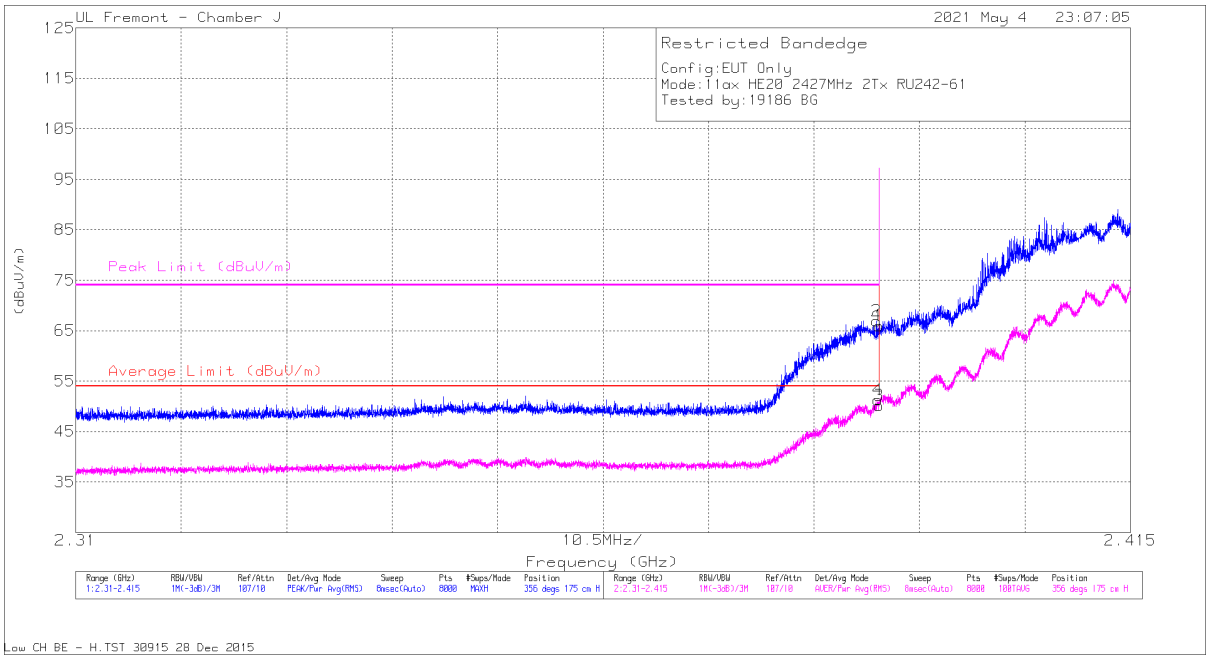

Marker	Frequency (GHz)	Meter Reading (dBuV)	Det	AF PRE0100034 (dB/m)	Amp/Cbl/Fltr/Pad (dB)	Corrected Reading (dBuV/m)	Average Limit (dBuV/m)	Margin (dB)	Peak Limit (dBuV/m)	PK Margin (dB)	Azimuth (Degs)	Height (cm)	Polarity
1	* 2.39	48	Pk	32.1	-14.2	65.9	-	-	74	-8.1	356	175	H
2	* 2.38973	49.04	Pk	32.1	-14.2	66.94	-	-	74	-7.06	356	175	H
3	* 2.39	32.23	RMS	32.1	-14.2	50.13	54	-3.87	-	-	356	175	H
4	* 2.38983	33.39	RMS	32.1	-14.2	51.29	54	-2.71	-	-	356	175	H

* - indicates frequency in CFR47 Pt 15 / IC RSS-Restricted Band
Pk - Peak detector
RMS - RMS detection

UL VERIFICATION SERVICES INC.
47173 Benicia Street, Fremont, CA 94538; USA TEL:(510) 319-4000 FAX:(510) 661-0888
This report shall not be reproduced except in full, without the written approval of UL Verification Services Inc.

VERTICAL RESULT

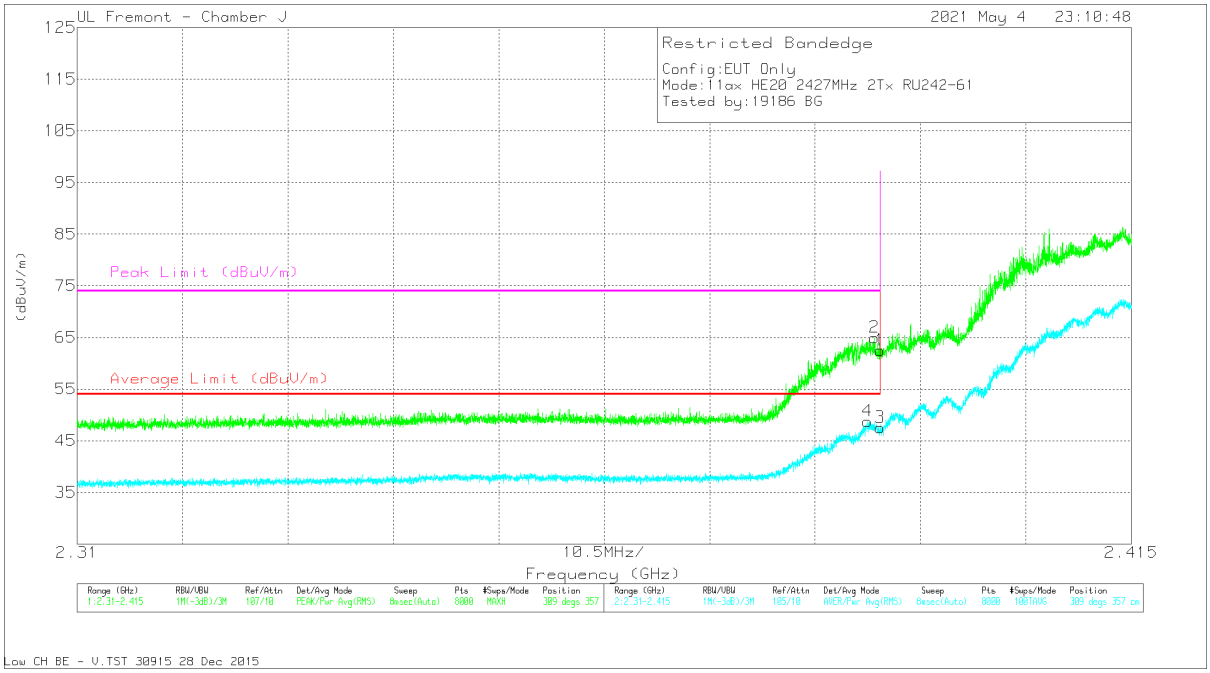

Marker	Frequency (GHz)	Meter Reading (dBuV)	Det	AF PRE0100034 (dB/m)	Amp/Cbl/Fltr/Pad (dB)	Corrected Reading (dBuV/m)	Average Limit (dBuV/m)	Margin (dB)	Peak Limit (dBuV/m)	PK Margin (dB)	Azimuth (Degs)	Height (cm)	Polarity
1	* 2.39	44.64	Pk	32.1	-14.2	62.54	-	-	74	-11.46	309	357	V
2	* 2.38939	47.1	Pk	32.1	-14.2	65	-	-	74	-9	309	357	V
3	* 2.39	29.65	RMS	32.1	-14.2	47.55	54	-6.45	-	-	309	357	V
4	* 2.38875	30.89	RMS	32.1	-14.2	48.79	54	-5.21	-	-	309	357	V

* - indicates frequency in CFR47 Pt 15 / IC RSS-Restricted Band
Pk - Peak detector
RMS - RMS detection

UL VERIFICATION SERVICES INC.
47173 Benicia Street, Fremont, CA 94538; USA TEL:(510) 319-4000 FAX:(510) 661-0888
This report shall not be reproduced except in full, without the written approval of UL Verification Services Inc.

BANDEDGE (HIGH CHANNEL, CH 8)

HORIZONTAL RESULT

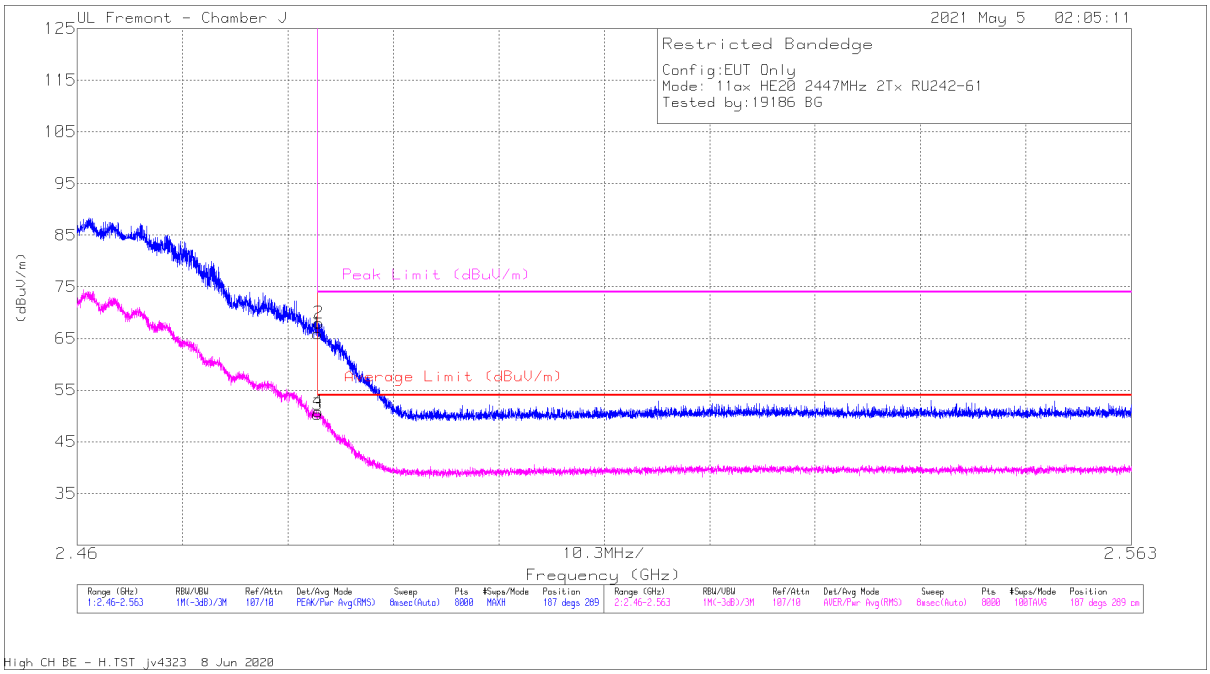

Marker	Frequency (GHz)	Meter Reading (dBuV)	Det	AF PRE0100034 (dB/m)	Amp/Cbl/Fltr/Pad (dB)	Corrected Reading (dBuV/m)	Average Limit (dBuV/m)	Margin (dB)	Peak Limit (dBuV/m)	PK Margin (dB)	Azimuth (Degs)	Height (cm)	Polarity
1	* 2.4835	47.64	Pk	32.5	-14.2	65.94	-	-	74	-8.06	187	289	H
2	* 2.4836	49.7	Pk	32.5	-14.2	68	-	-	74	-6	187	289	H
3	* 2.4835	32	RMS	32.5	-14.2	50.3	54	-3.7	-	-	187	289	H
4	* 2.48355	32.55	RMS	32.5	-14.2	50.85	54	-3.15	-	-	187	289	H

* - indicates frequency in CFR47 Pt 15 / IC RSS-Restricted Band
Pk - Peak detector
RMS - RMS detection

UL VERIFICATION SERVICES INC.
47173 Benicia Street, Fremont, CA 94538; USA TEL:(510) 319-4000 FAX:(510) 661-0888
This report shall not be reproduced except in full, without the written approval of UL Verification Services Inc.

VERTICAL RESULT

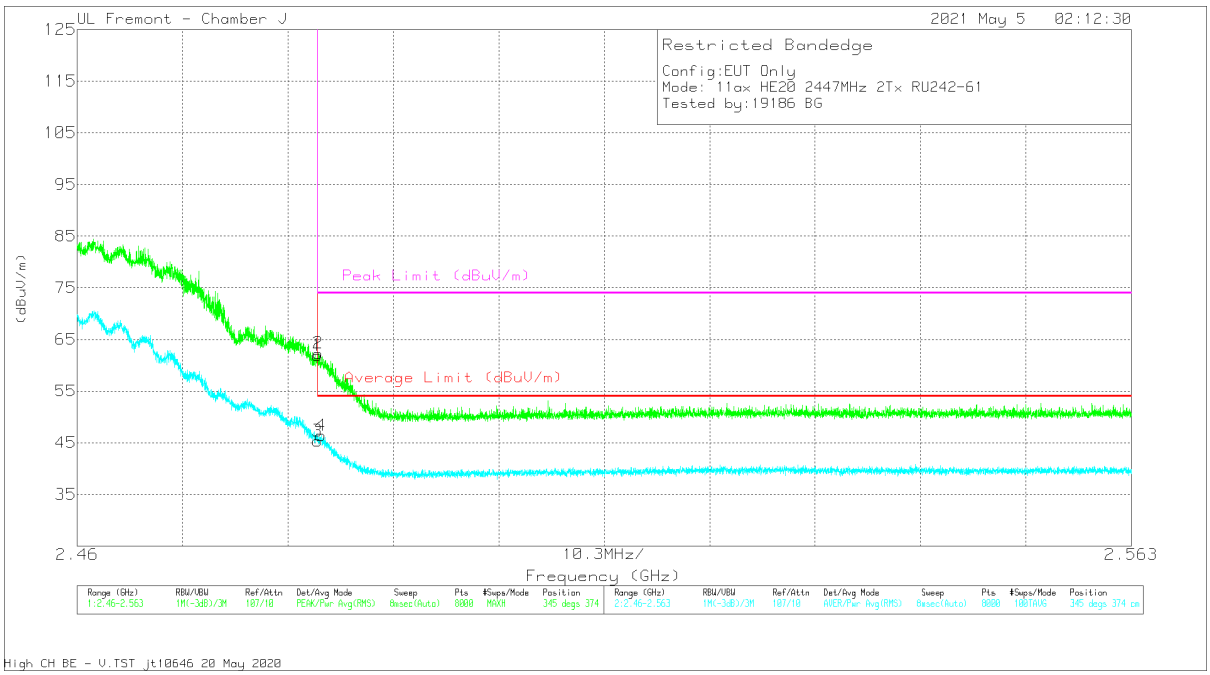

Marker	Frequency (GHz)	Meter Reading (dBuV)	Det	AF PRE0100034 (dB/m)	Amp/Cbl/Fltr/Pad (dB)	Corrected Reading (dBuV/m)	Average Limit (dBuV/m)	Margin (dB)	Peak Limit (dBuV/m)	PK Margin (dB)	Azimuth (Degs)	Height (cm)	Polarity
1	* 2.4835	43.62	Pk	32.5	-14.2	61.92	-	-	74	-12.08	345	374	V
2	* 2.48353	44.01	Pk	32.5	-14.2	62.31	-	-	74	-11.69	345	374	V
3	* 2.4835	27.03	RMS	32.5	-14.2	45.33	54	-8.67	-	-	345	374	V
4	* 2.48382	28.1	RMS	32.5	-14.2	46.4	54	-7.6	-	-	345	374	V

* - indicates frequency in CFR47 Pt 15 / IC RSS-Restricted Band
Pk - Peak detector
RMS - RMS detection

UL VERIFICATION SERVICES INC.
47173 Benicia Street, Fremont, CA 94538; USA TEL:(510) 319-4000 FAX:(510) 661-0888
This report shall not be reproduced except in full, without the written approval of UL Verification Services Inc.

BANDEDGE (HIGH CHANNEL, CH 9)

HORIZONTAL RESULT

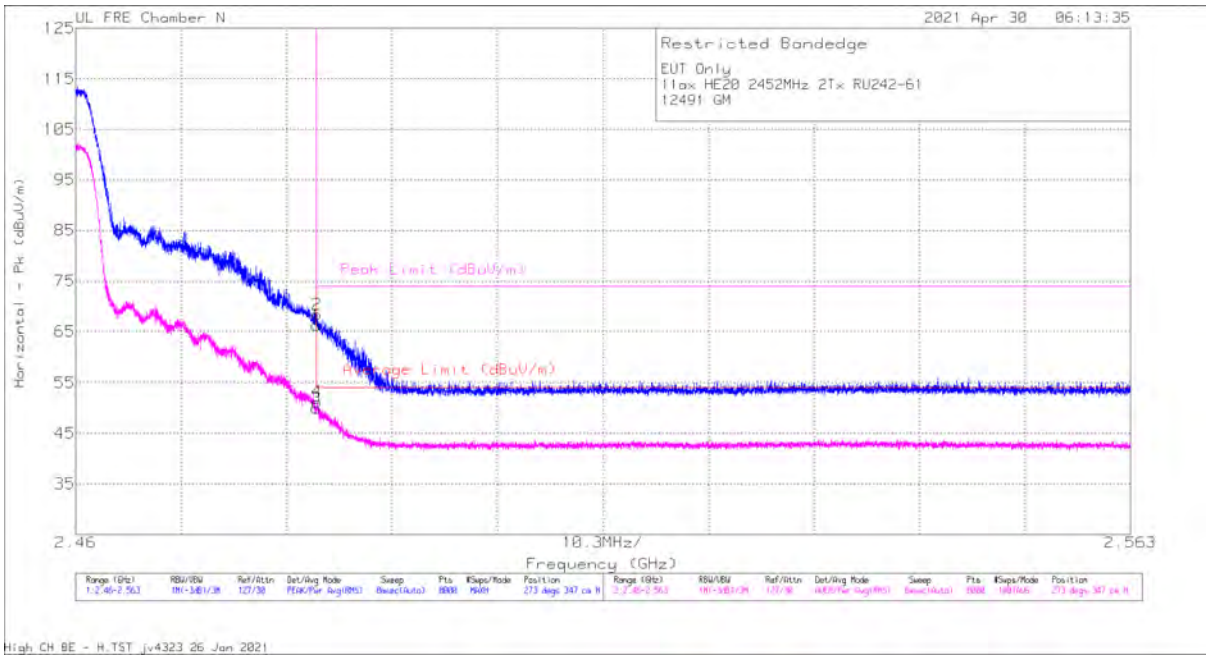

Marker	Frequency (GHz)	Meter Reading (dBuV)	Det	AF PRE0213971 (dB/m)	Amp/Cbl/Fltr/Pad (dB)	Corrected Reading (dBuV/m)	Average Limit (dBuV/m)	Margin (dB)	Peak Limit (dBuV/m)	PK Margin (dB)	Azimuth (Degs)	Height (cm)	Polarity
1	2.4835	69.8	Pk	32.5	-36	66.3	-	-	74	-7.7	273	347	H
3	2.4835	53.42	RMS	32.5	-36	49.92	54	-4.08	-	-	273	347	H
2	2.48354	71.87	Pk	32.5	-36	68.37	-	-	74	-5.63	273	347	H
4	2.48358	54.75	RMS	32.5	-36	51.25	54	-2.75	-	-	273	347	H

Pk - Peak detector
RMS - RMS detection

UL VERIFICATION SERVICES INC.
47173 Benicia Street, Fremont, CA 94538; USA TEL:(510) 319-4000 FAX:(510) 661-0888

This report shall not be reproduced except in full, without the written approval of UL Verification Services Inc.

VERTICAL RESULT

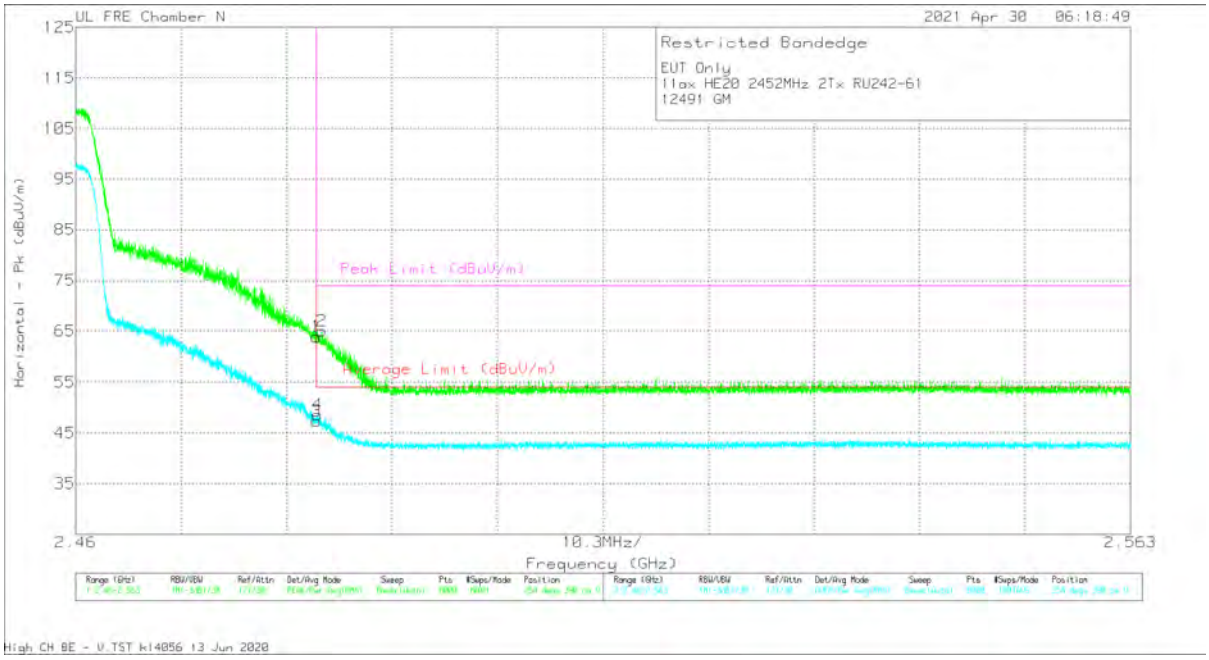

Marker	Frequency (GHz)	Meter Reading (dBuV)	Det	AF PRE0213971 (dB/m)	Amp/Cbl/Fltr/Pad (dB)	Corrected Reading (dBuV/m)	Average Limit (dBuV/m)	Margin (dB)	Peak Limit (dBuV/m)	PK Margin (dB)	Azimuth (Degs)	Height (cm)	Polarity
1	2.4835	67.46	Pk	32.5	-36	63.96	-	-	74	-10.04	254	390	V
3	2.4835	50.82	RMS	32.5	-36	47.32	54	-6.68	-	-	254	390	V
4	2.48363	52.11	RMS	32.5	-36	48.61	54	-5.39	-	-	254	390	V
2	2.48402	68.58	Pk	32.5	-36	65.08	-	-	74	-8.92	254	390	V

Pk - Peak detector
RMS - RMS detection

UL VERIFICATION SERVICES INC.
47173 Benicia Street, Fremont, CA 94538; USA TEL:(510) 319-4000 FAX:(510) 661-0888

This report shall not be reproduced except in full, without the written approval of UL Verification Services Inc.

BANDEDGE (HIGH CHANNEL, CH 10)

HORIZONTAL RESULT

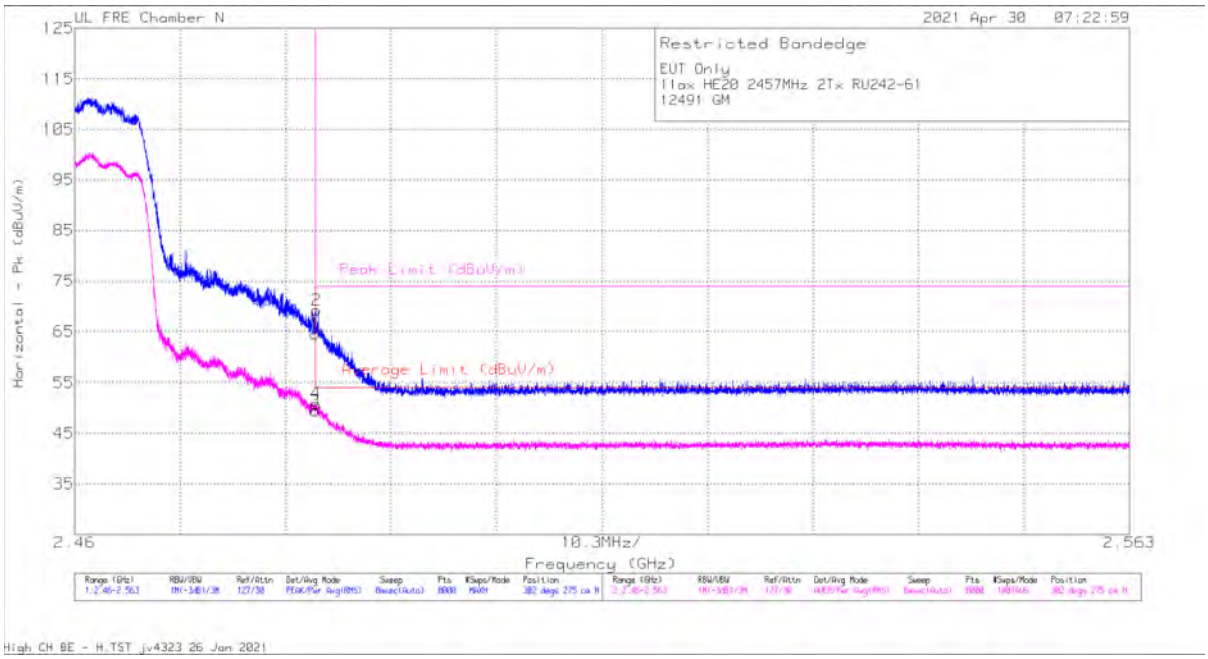

Marker	Frequency (GHz)	Meter Reading (dBuV)	Det	AF PRE0213971 (dB/m)	Amp/Cbl/Fltr/Pad (dB)	Corrected Reading (dBuV/m)	Average Limit (dBuV/m)	Margin (dB)	Peak Limit (dBuV/m)	PK Margin (dB)	Azimuth (Degs)	Height (cm)	Polarity
5	2.4835	68	Pk	32.5	-36	64.5	-	-	74	-9.5	302	275	H
3	2.4835	52.99	RMS	32.5	-36	49.49	54	-4.51	-	-	302	275	H
4	2.48354	54.38	RMS	32.5	-36	50.88	54	-3.12	-	-	302	275	H
2	2.48362	72.79	Pk	32.5	-36	69.29	-	-	74	-4.71	302	275	H

Pk - Peak detector
RMS - RMS detection

UL VERIFICATION SERVICES INC.
47173 Benicia Street, Fremont, CA 94538; USA TEL:(510) 319-4000 FAX:(510) 661-0888

This report shall not be reproduced except in full, without the written approval of UL Verification Services Inc.

VERTICAL RESULT

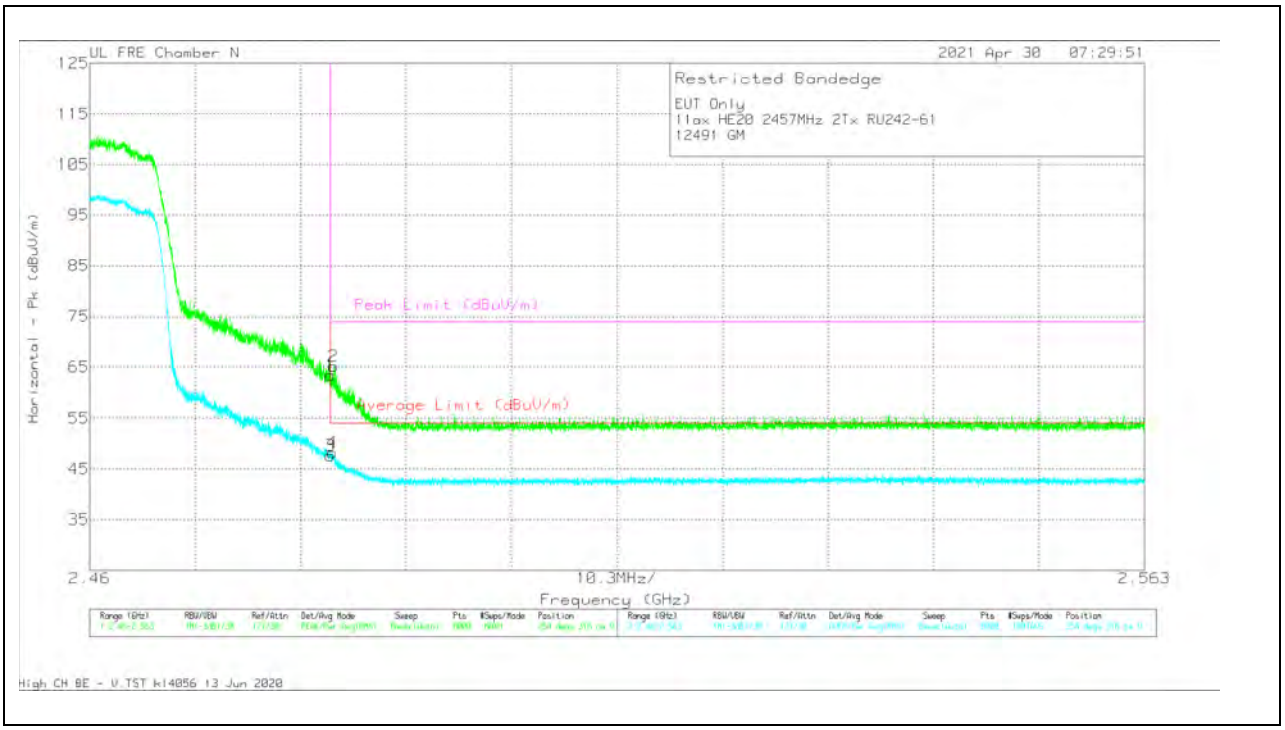

Marker	Frequency (GHz)	Meter Reading (dBuV)	Det	AF PRE0213971 (dB/m)	Amp/Cbl/Fltr/Pad (dB)	Corrected Reading (dBuV/m)	Average Limit (dBuV/m)	Margin (dB)	Peak Limit (dBuV/m)	PK Margin (dB)	Azimuth (Degs)	Height (cm)	Polarity
1	2.4835	66.96	Pk	32.5	-36	63.46	-	-	74	-10.54	254	316	V
3	2.4835	51.07	RMS	32.5	-36	47.57	54	-6.43	-	-	254	316	V
4	2.48371	51.68	RMS	32.5	-36	48.18	54	-5.82	-	-	254	316	V
2	2.48381	68.66	Pk	32.5	-36	65.16	-	-	74	-8.84	254	316	V

Pk - Peak detector
RMS - RMS detection

UL VERIFICATION SERVICES INC.
47173 Benicia Street, Fremont, CA 94538; USA TEL:(510) 319-4000 FAX:(510) 661-0888

This report shall not be reproduced except in full, without the written approval of UL Verification Services Inc.

BANDEDGE (HIGH CHANNEL, CH 11)

HORIZONTAL RESULT

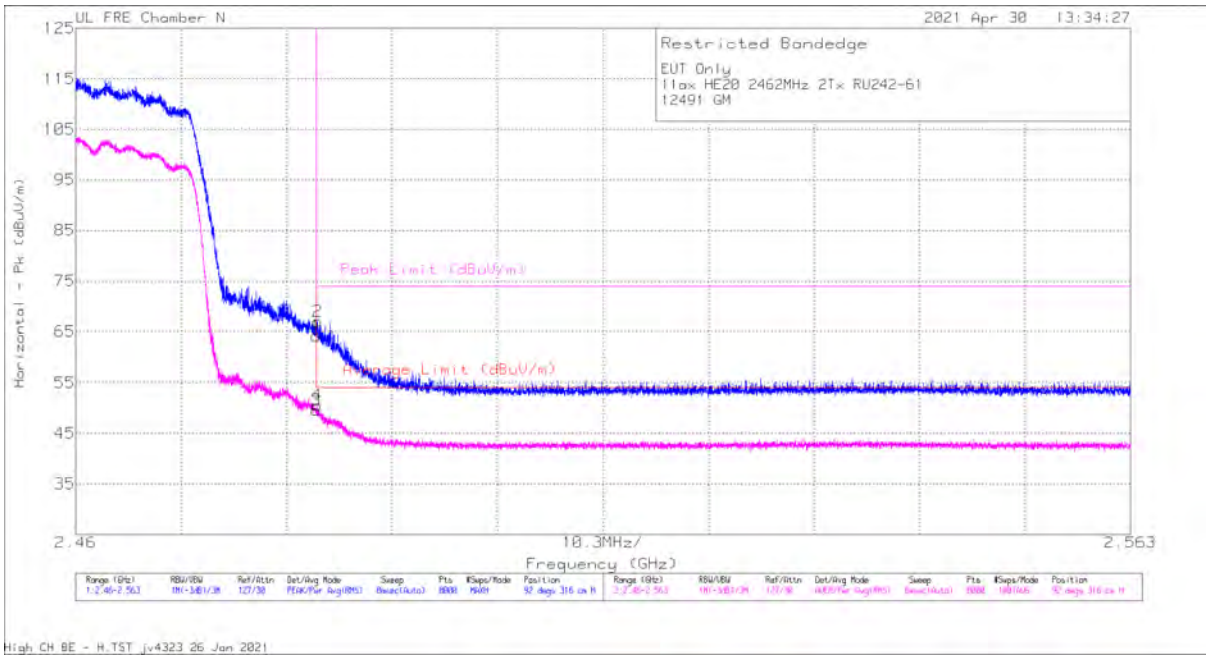

Marker	Frequency (GHz)	Meter Reading (dBuV)	Det	AF PRE0213971 (dB/m)	Amp/Cbl/Fltr/Pad (dB)	Corrected Reading (dBuV/m)	Average Limit (dBuV/m)	Margin (dB)	Peak Limit (dBuV/m)	PK Margin (dB)	Azimuth (Degs)	Height (cm)	Polarity
1	2.4835	67.7	Pk	32.5	-36	64.2	-	-	74	-9.8	92	316	H
3	2.4835	53.11	RMS	32.5	-36	49.61	54	-4.39	-	-	92	316	H
4	2.48355	54.04	RMS	32.5	-36	50.54	54	-3.46	-	-	92	316	H
2	2.48359	70.52	Pk	32.5	-36	67.02	-	-	74	-6.98	92	316	H

Pk - Peak detector
RMS - RMS detection

UL VERIFICATION SERVICES INC.
47173 Benicia Street, Fremont, CA 94538; USA TEL:(510) 319-4000 FAX:(510) 661-0888

This report shall not be reproduced except in full, without the written approval of UL Verification Services Inc.

VERTICAL RESULT

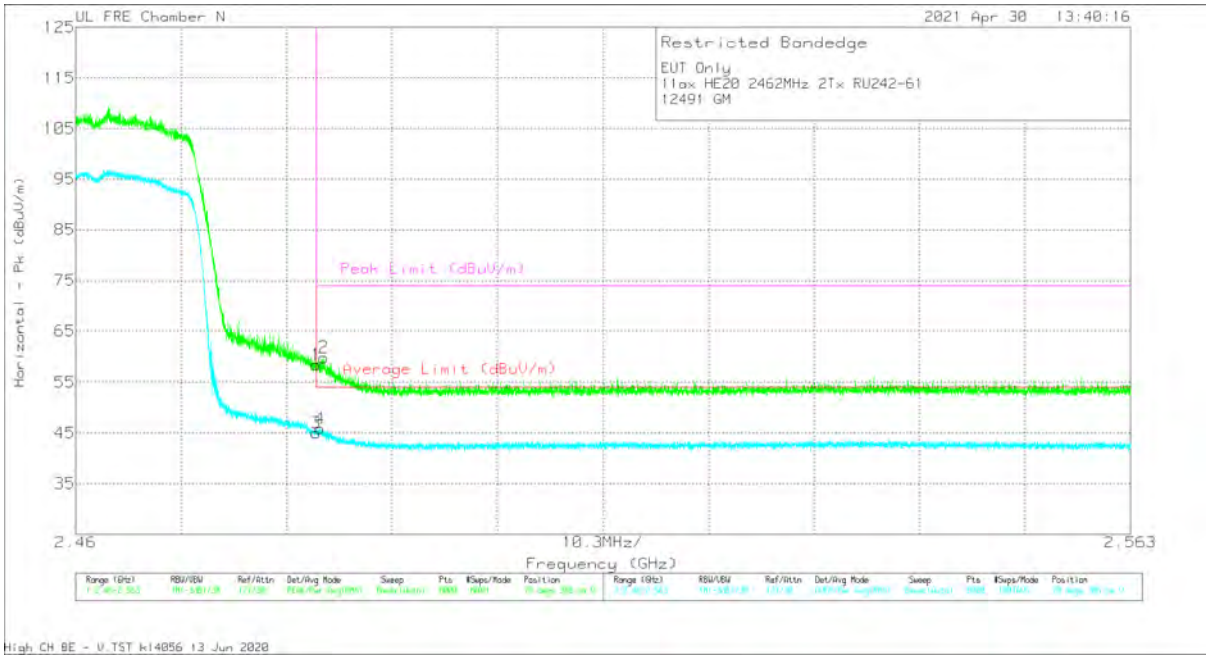

Marker	Frequency (GHz)	Meter Reading (dBuV)	Det	AF PRE0213971 (dB/m)	Amp/Cbl/Fltr/Pad (dB)	Corrected Reading (dBuV/m)	Average Limit (dBuV/m)	Margin (dB)	Peak Limit (dBuV/m)	PK Margin (dB)	Azimuth (Degs)	Height (cm)	Polarity
1	2.4835	62.03	Pk	32.5	-36	58.53	-	-	74	-15.47	78	386	V
3	2.4835	48.47	RMS	32.5	-36	44.97	54	-9.03	-	-	78	386	V
4	2.48386	49.32	RMS	32.5	-36	45.82	54	-8.18	-	-	78	386	V
2	2.48425	63.41	Pk	32.5	-36	59.91	-	-	74	-14.09	78	386	V

Pk - Peak detector
RMS - RMS detection

UL VERIFICATION SERVICES INC.
47173 Benicia Street, Fremont, CA 94538; USA TEL:(510) 319-4000 FAX:(510) 661-0888

This report shall not be reproduced except in full, without the written approval of UL Verification Services Inc.

BANDEDGE (HIGH CHANNEL, CH 12)

HORIZONTAL RESULT

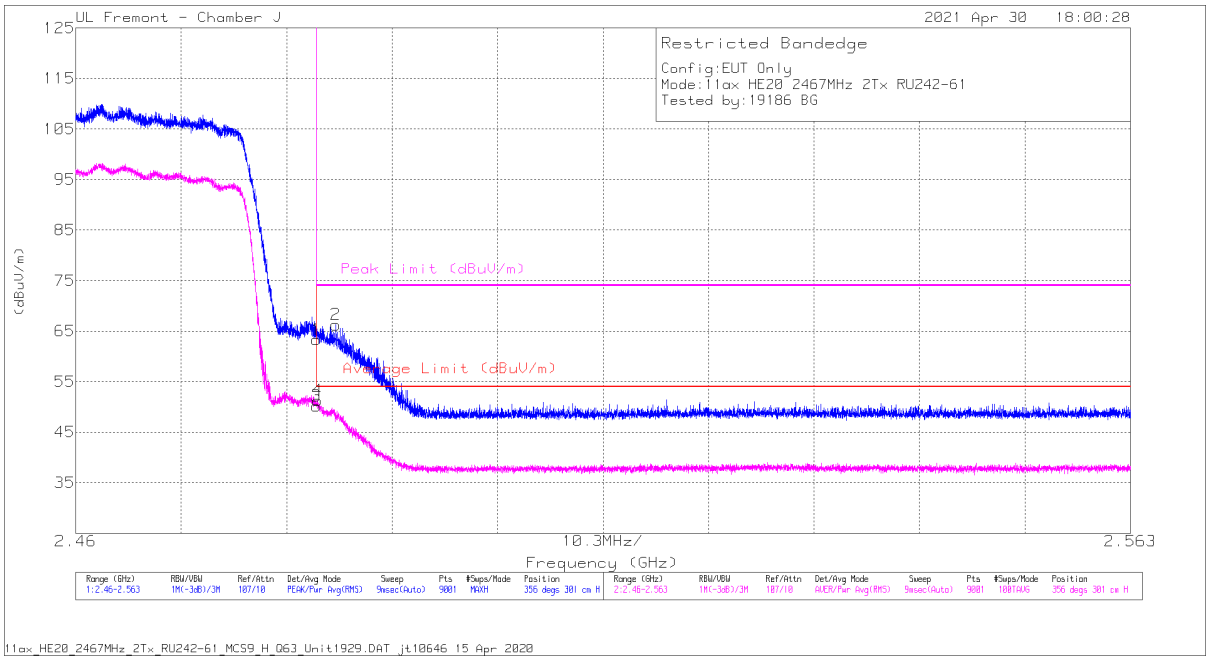

Marker	Frequency (GHz)	Meter Reading (dBuV)	Det	AF PRE010 0034 (dB/m)	Amp/Cbl/Fltr/Pad (dB)	Corrected Reading (dBuV/m)	Average Limit (dBuV/m)	Margin (dB)	Peak Limit (dBuV/m)	PK Margin (dB)	Azimuth (Degs)	Height (cm)	Polarity
1	* 2.48351	56.08	Pk	32.5	-25.2	63.38	-	-	74	-10.62	356	301	H
2	* 2.48541	58.95	Pk	32.5	-25.2	66.25	-	-	74	-7.75	356	301	H
3	* 2.48351	42.86	RMS	32.5	-25.2	50.16	54	-3.84	-	-	356	301	H
4	* 2.48363	44	RMS	32.5	-25.2	51.3	54	-2.7	-	-	356	301	H

* - indicates frequency in CFR47 Pt 15 / IC RSS-Restricted Band
Pk - Peak detector
RMS - RMS detection

UL VERIFICATION SERVICES INC.
47173 Benicia Street, Fremont, CA 94538; USA TEL:(510) 319-4000 FAX:(510) 661-0888
This report shall not be reproduced except in full, without the written approval of UL Verification Services Inc.

VERTICAL RESULT

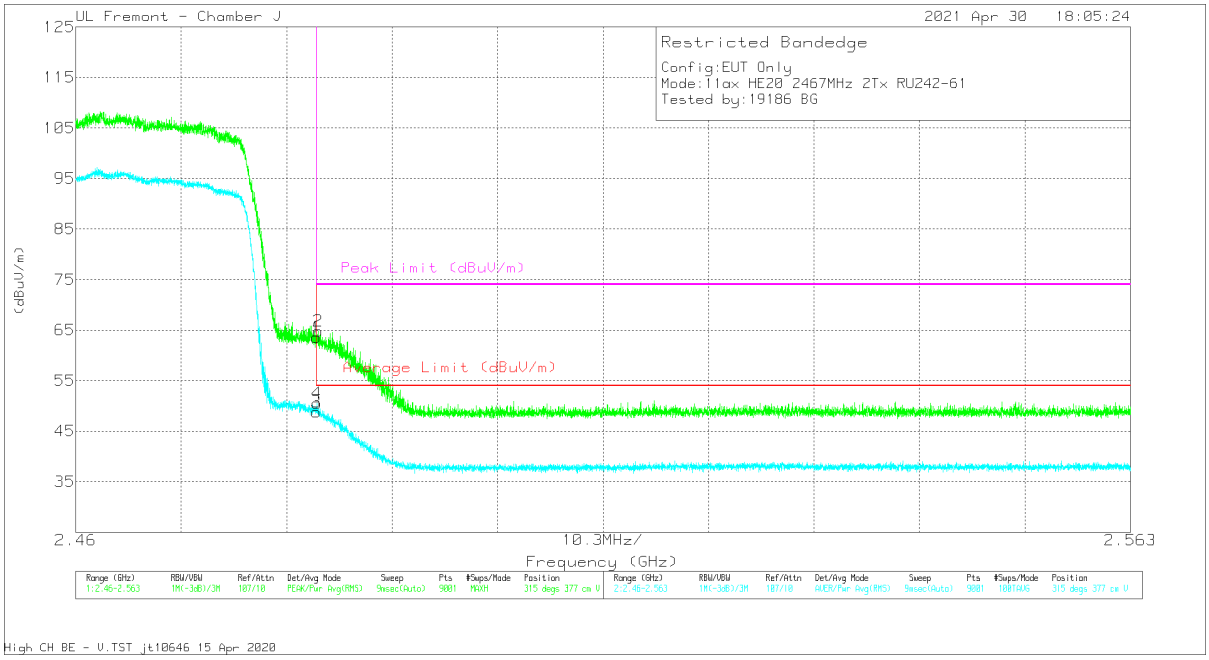

Marker	Frequency (GHz)	Meter Reading (dBuV)	Det	AF PRE010 0034 (dB/m)	Amp/Cbl/Fltr/Pad (dB)	Corrected Reading (dBuV/m)	Average Limit (dBuV/m)	Margin (dB)	Peak Limit (dBuV/m)	PK Margin (dB)	Azimuth (Degs)	Height (cm)	Polarity
1	* 2.48351	56.27	Pk	32.5	-25.2	63.57	-	-	74	-10.43	315	377	V
2	* 2.48367	57.52	Pk	32.5	-25.2	64.82	-	-	74	-9.18	315	377	V
3	* 2.48351	41.46	RMS	32.5	-25.2	48.76	54	-5.24	-	-	315	377	V
4	* 2.48357	43.23	RMS	32.5	-25.2	50.53	54	-3.47	-	-	315	377	V

* - indicates frequency in CFR47 Pt 15 / IC RSS-Restricted Band
Pk - Peak detector
RMS - RMS detection

UL VERIFICATION SERVICES INC.
47173 Benicia Street, Fremont, CA 94538; USA TEL:(510) 319-4000 FAX:(510) 661-0888

This report shall not be reproduced except in full, without the written approval of UL Verification Services Inc.

BANDEDGE (HIGH CHANNEL, CH 13)

HORIZONTAL RESULT

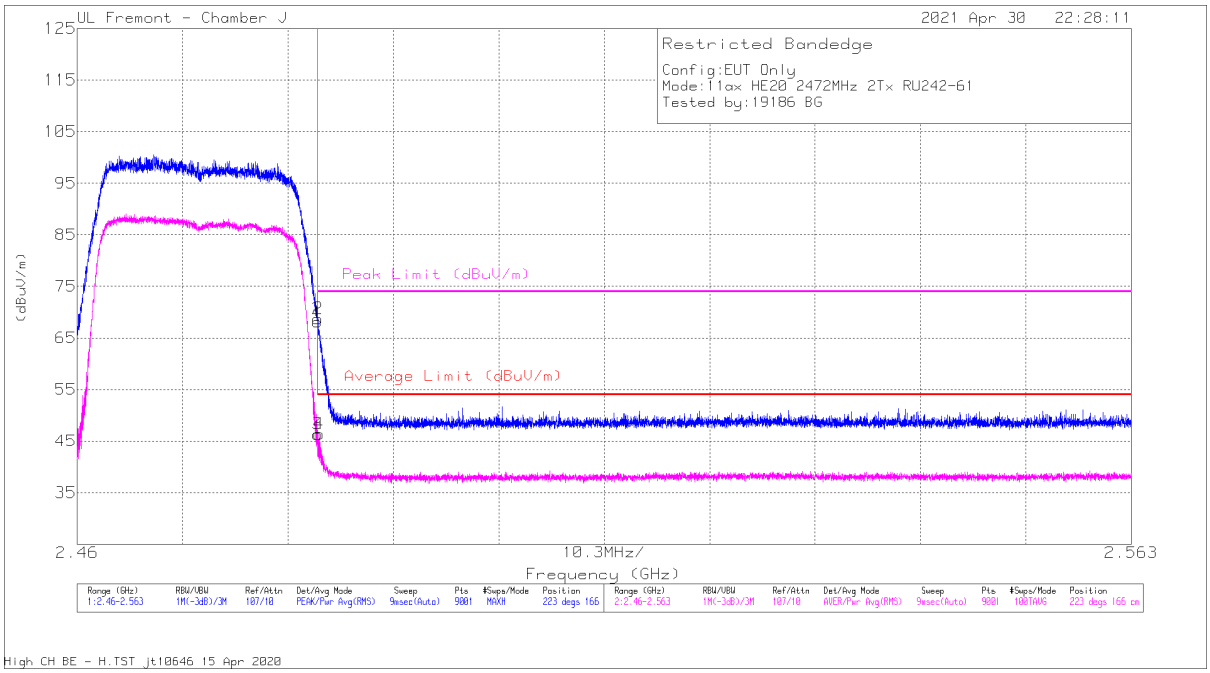

Marker	Frequency (GHz)	Meter Reading (dBuV)	Det	AF PRE010 0034 (dB/m)	Amp/Cbl /Fltr/Pad (dB)	Corrected Reading (dBuV/m)	Average Limit (dBuV/m)	Margin (dB)	Peak Limit (dBuV/m)	PK Margin (dB)	Azimuth (Degs)	Height (cm)	Polarity
1	* 2.48351	60.78	Pk	32.5	-25.2	68.08	-	-	74	-5.92	223	166	H
2	* 2.48352	61.42	Pk	32.5	-25.2	68.72	-	-	74	-5.28	223	166	H
3	* 2.48351	39.06	RMS	32.5	-25.2	46.36	54	-7.64	-	-	223	166	H
4	* 2.48363	39.07	RMS	32.5	-25.2	46.37	54	-7.63	-	-	223	166	H

* - indicates frequency in CFR47 Pt 15 / IC RSS-Restricted Band
Pk - Peak detector
RMS - RMS detection

UL VERIFICATION SERVICES INC.
47173 Benicia Street, Fremont, CA 94538; USA TEL:(510) 319-4000 FAX:(510) 661-0888
This report shall not be reproduced except in full, without the written approval of UL Verification Services Inc.

VERTICAL RESULT

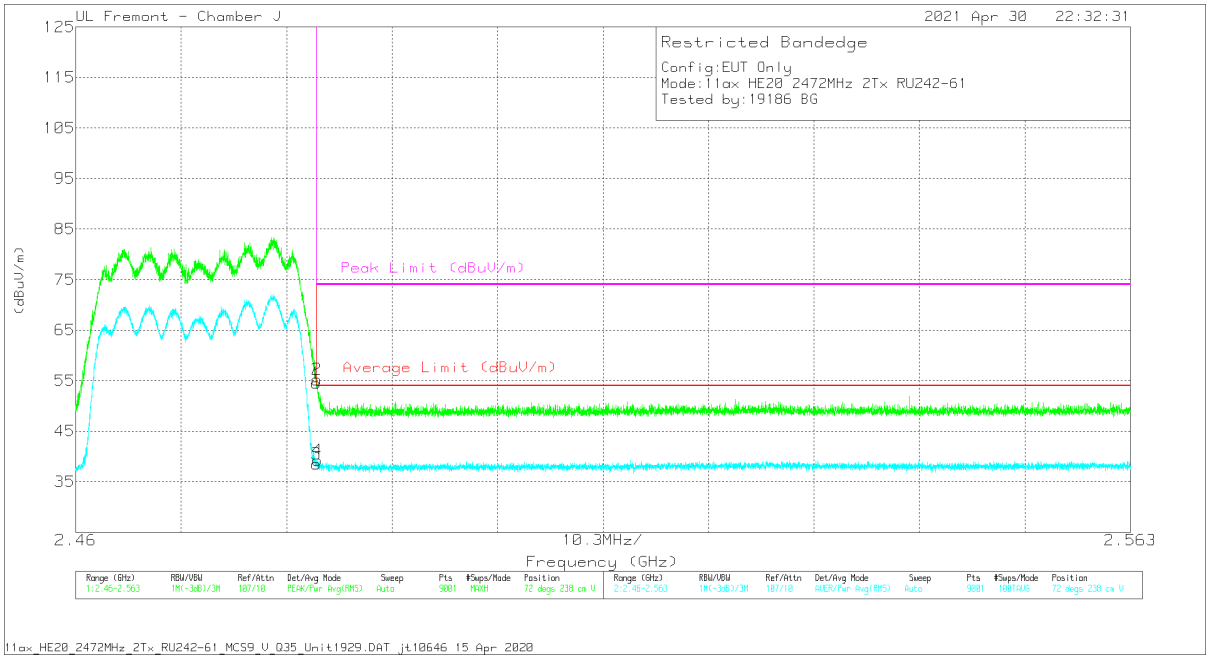

Marker	Frequency (GHz)	Meter Reading (dBuV)	Det	AF PRE010 0034 (dB/m)	Amp/Cbl/Fltr/Pad (dB)	Corrected Reading (dBuV/m)	Average Limit (dBuV/m)	Margin (dB)	Peak Limit (dBuV/m)	PK Margin (dB)	Azimuth (Degs)	Height (cm)	Polarity
1	* 2.48351	47.17	Pk	32.5	-25.2	54.47	-	-	74	-19.53	72	238	V
2	* 2.48355	47.9	Pk	32.5	-25.2	55.2	-	-	74	-18.8	72	238	V
3	* 2.48351	31.17	RMS	32.5	-25.2	38.47	54	-15.53	-	-	72	238	V
4	* 2.48364	31.9	RMS	32.5	-25.2	39.2	54	-14.8	-	-	72	238	V

* - indicates frequency in CFR47 Pt 15 / IC RSS-Restricted Band
Pk - Peak detector
RMS - RMS detection

UL VERIFICATION SERVICES INC.
47173 Benicia Street, Fremont, CA 94538; USA TEL:(510) 319-4000 FAX:(510) 661-0888

This report shall not be reproduced except in full, without the written approval of UL Verification Services Inc.

HARMONICS AND SPURIOUS EMISSIONS (WORST-CASE)

LOW CHANNEL, CH 1 RESULTS

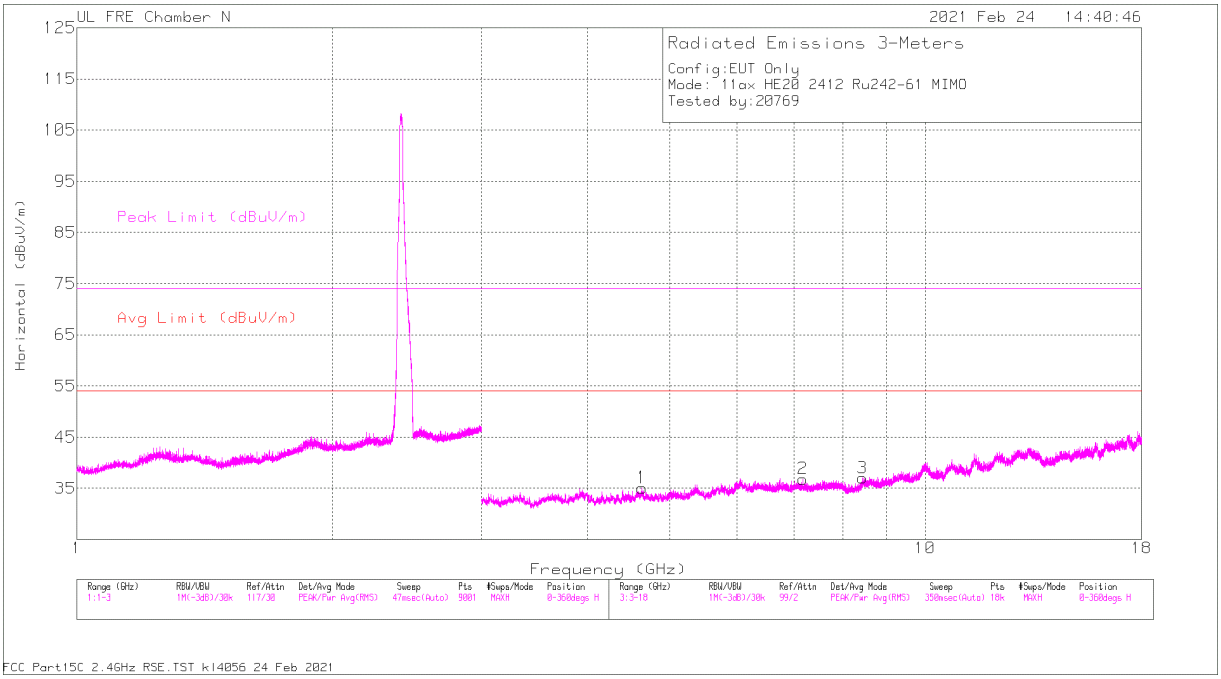

HORIZONTAL

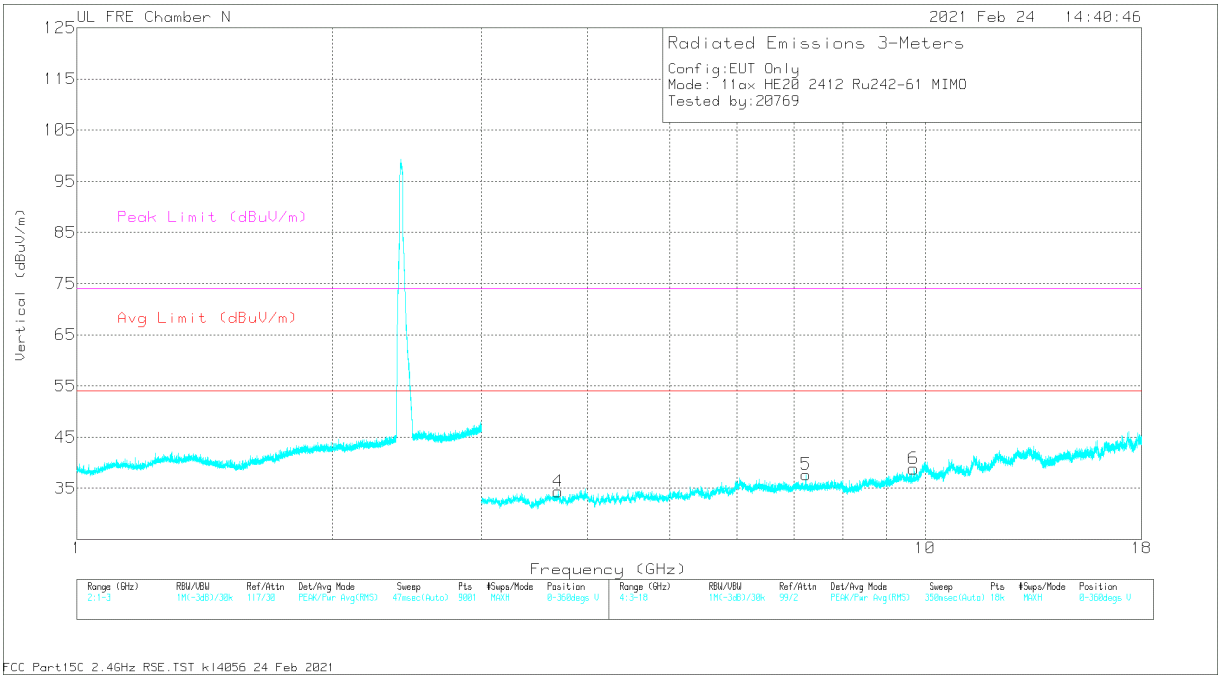

VERTICAL

UL VERIFICATION SERVICES INC.
47173 Benicia Street, Fremont, CA 94538; USA TEL:(510) 319-4000 FAX:(510) 661-0888

This report shall not be reproduced except in full, without the written approval of UL Verification Services Inc.

RADIATED EMISSIONS

Range 3: Horizontal 3000 - 18000MHz

Marker	Frequency (GHz)	Meter Reading (dBuV)	Det	AF PRE0213971 (dB/m)	Amp/Cbl/Fltr/Pad (dB)	Corrected Reading (dBuV/m)	Avg Limit (dBuV/m)	Margin (dB)	Peak Limit (dBuV/m)	PK Margin (dB)	Azimuth (Degs)	Height (cm)	Polarity
1	4.63991	53.38	PK2	34.2	-43.3	44.28	-	-	74	-29.72	113	154	H
	4.63846	42.04	MAv1	34.2	-43.4	32.84	54	-21.16	-	-	113	154	H
2	7.17473	52.19	PK2	35.7	-40.7	47.19	-	-	-	-	223	235	H
3	8.44223	49.52	PK2	35.9	-39.6	45.82	-	-	74	-28.18	215	217	H
	8.43905	38.04	MAv1	35.9	-39.6	34.34	54	-19.66	-	-	215	217	H

Range 4: Vertical 3000 - 18000MHz

Marker	Frequency (GHz)	Meter Reading (dBuV)	Det	AF PRE0213971 (dB/m)	Amp/Cbl/Fltr/Pad (dB)	Corrected Reading (dBuV/m)	Avg Limit (dBuV/m)	Margin (dB)	Peak Limit (dBuV/m)	PK Margin (dB)	Azimuth (Degs)	Height (cm)	Polarity
4	3.69198	53.46	PK2	33.5	-43	43.96	-	-	74	-30.04	260	187	V
	3.69237	41.74	MAv1	33.5	-43	32.24	54	-21.76	-	-	260	187	V
5	7.24109	74.87	PK2	35.7	-41	69.57	-	-	-	-	140	109	V
6	9.69406	49.52	PK2	37	-38.9	47.62	-	-	-	-	330	381	V

* - indicates frequency in CFR47 Pt 15 / IC RSS-Restricted Band
PK2 - KDB558074 Method: Maximum Peak
MAv1 - KDB558074 Option 1 Maximum RMS Average

UL VERIFICATION SERVICES INC.
47173 Benicia Street, Fremont, CA 94538; USA TEL:(510) 319-4000 FAX:(510) 661-0888

This report shall not be reproduced except in full, without the written approval of UL Verification Services Inc.

MID CHANNEL, CH 6 RESULTS

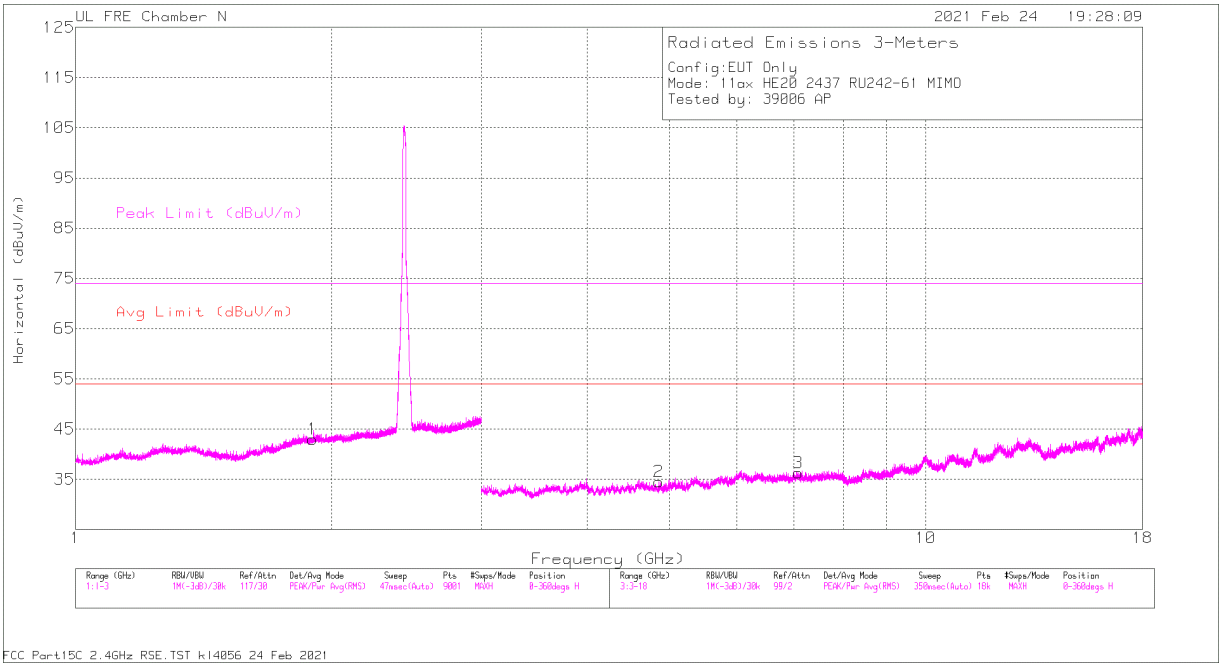

HORIZONTAL

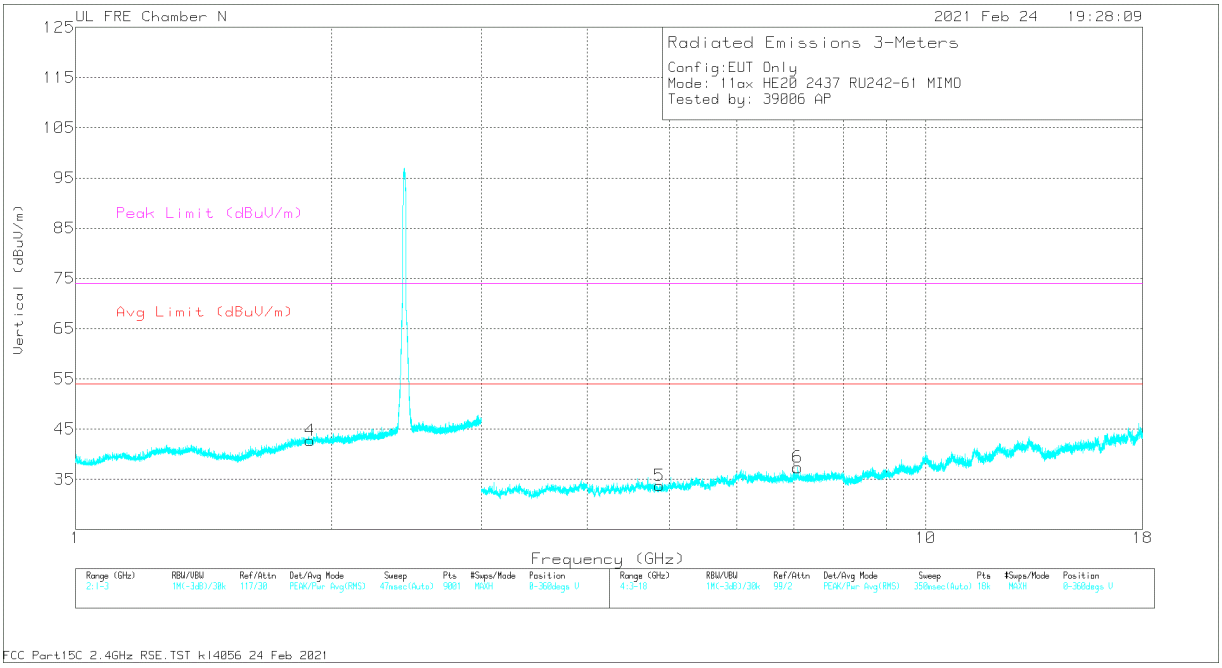

VERTICAL

UL VERIFICATION SERVICES INC.
47173 Benicia Street, Fremont, CA 94538; USA TEL:(510) 319-4000 FAX:(510) 661-0888

This report shall not be reproduced except in full, without the written approval of UL Verification Services Inc.

RADIATED EMISSIONS

Range 1: Horizontal 1000 - 3000MHz

Marker	Frequency (GHz)	Meter Reading (dBuV)	Det	AF PRE0213971 (dB/m)	Amp/Cbl/Fltr/Pad (dB)	Corrected Reading (dBuV/m)	Avg Limit (dBuV/m)	Margin (dB)	Peak Limit (dBuV/m)	PK Margin (dB)	Azimuth (Degs)	Height (cm)	Polarity
1	1.90074	59.18	PK2	30.9	-36.9	53.18	-	-	-	-	169	141	H

Range 2: Vertical 1000 - 3000MHz

Marker	Frequency (GHz)	Meter Reading (dBuV)	Det	AF PRE0213971 (dB/m)	Amp/Cbl/Fltr/Pad (dB)	Corrected Reading (dBuV/m)	Avg Limit (dBuV/m)	Margin (dB)	Peak Limit (dBuV/m)	PK Margin (dB)	Azimuth (Degs)	Height (cm)	Polarity
4	1.88751	59.29	PK2	31	-36.9	53.39	-	-	-	-	295	181	V

Range 3: Horizontal 3000 - 18000MHz

Marker	Frequency (GHz)	Meter Reading (dBuV)	Det	AF PRE0213971 (dB/m)	Amp/Cbl/Fltr/Pad (dB)	Corrected Reading (dBuV/m)	Avg Limit (dBuV/m)	Margin (dB)	Peak Limit (dBuV/m)	PK Margin (dB)	Azimuth (Degs)	Height (cm)	Polarity
2	*4.85778	52.59	PK2	34.1	-43	43.69	-	-	74	-30.31	67	231	H
	*4.85619	40.81	MAv1	34.1	-43	31.91	54	-22.09	-	-	67	231	H
3	7.08078	50.73	PK2	35.7	-40.3	46.13	-	-	-	-	212	306	H

Range 4: Vertical 3000 - 18000MHz

Marker	Frequency (GHz)	Meter Reading (dBuV)	Det	AF PRE0213971 (dB/m)	Amp/Cbl/Fltr/Pad (dB)	Corrected Reading (dBuV/m)	Avg Limit (dBuV/m)	Margin (dB)	Peak Limit (dBuV/m)	PK Margin (dB)	Azimuth (Degs)	Height (cm)	Polarity
5	*4.85748	52.66	PK2	34.1	-43	43.76	-	-	74	-30.24	311	273	V
	*4.85752	40.8	MAv1	34.1	-43	31.9	54	-22.1	-	-	311	273	V
6	7.07255	50.6	PK2	35.7	-40.4	45.9	-	-	-	-	16	141	V

* - indicates frequency in CFR47 Pt 15 / IC RSS-Restricted Band
PK2 - KDB558074 Method: Maximum Peak
MAv1 - KDB558074 Option 1 Maximum RMS Average

UL VERIFICATION SERVICES INC.
47173 Benicia Street, Fremont, CA 94538; USA TEL:(510) 319-4000 FAX:(510) 661-0888

This report shall not be reproduced except in full, without the written approval of UL Verification Services Inc.

HIGH CHANNEL, CH 13 RESULTS

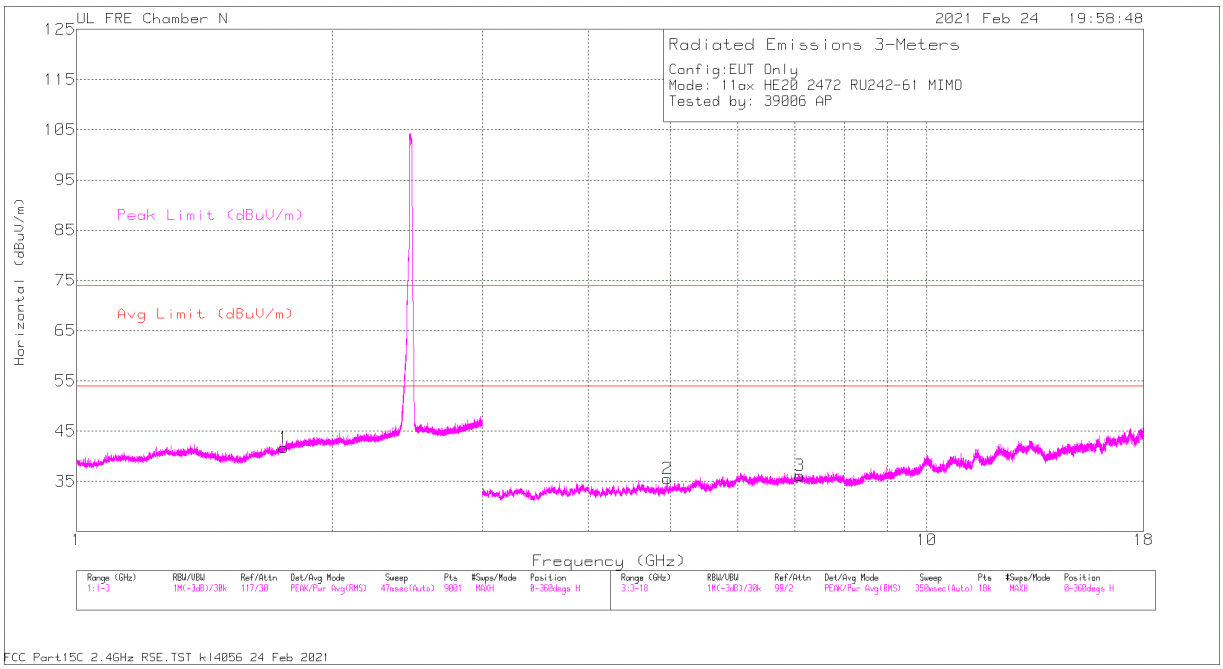

HORIZONTAL

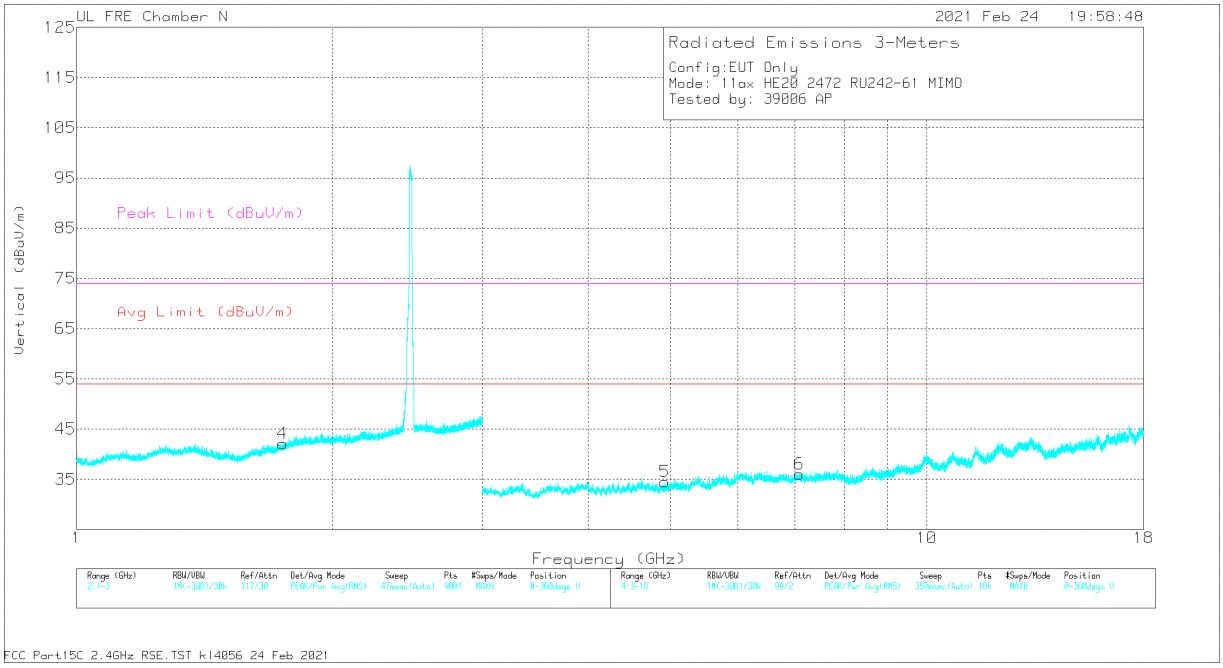

VERTICAL

UL VERIFICATION SERVICES INC.
47173 Benicia Street, Fremont, CA 94538; USA TEL:(510) 319-4000 FAX:(510) 661-0888

This report shall not be reproduced except in full, without the written approval of UL Verification Services Inc.

RADIATED EMISSIONS

Range 1: Horizontal 1000 - 3000MHz

Marker	Frequency (GHz)	Meter Reading (dBuV)	Det	AF PRE0213971 (dB/m)	Amp/Cbl/Fltr/Pad (dB)	Corrected Reading (dBuV/m)	Avg Limit (dBuV/m)	Margin (dB)	Peak Limit (dBuV/m)	PK Margin (dB)	Azimuth (Degs)	Height (cm)	Polarity
1	1.75524	59.16	PK2	29.9	-37.2	51.86	-	-	-	-	24	151	H

Range 2: Vertical 1000 - 3000MHz

Marker	Frequency (GHz)	Meter Reading (dBuV)	Det	AF PRE0213971 (dB/m)	Amp/Cbl/Fltr/Pad (dB)	Corrected Reading (dBuV/m)	Avg Limit (dBuV/m)	Margin (dB)	Peak Limit (dBuV/m)	PK Margin (dB)	Azimuth (Degs)	Height (cm)	Polarity
4	1.74617	59.25	PK2	29.7	-37.1	51.85	-	-	-	-	77	216	V

Range 3: Horizontal 3000 - 18000MHz

Marker	Frequency (GHz)	Meter Reading (dBuV)	Det	AF PRE0213971 (dB/m)	Amp/Cbl/Fltr/Pad (dB)	Corrected Reading (dBuV/m)	Avg Limit (dBuV/m)	Margin (dB)	Peak Limit (dBuV/m)	PK Margin (dB)	Azimuth (Degs)	Height (cm)	Polarity
2	4.95371	53.37	PK2	34	-43.1	44.27	-	-	74	-29.73	244	333	H
	4.95295	41.56	MAv1	34	-43.1	32.46	54	-21.54	-	-	244	333	H
3	7.09612	50.78	PK2	35.7	-40.4	46.08	-	-	-	-	133	133	H

Range 4: Vertical 3000 - 18000MHz

Marker	Frequency (GHz)	Meter Reading (dBuV)	Det	AF PRE0213971 (dB/m)	Amp/Cbl/Fltr/Pad (dB)	Corrected Reading (dBuV/m)	Avg Limit (dBuV/m)	Margin (dB)	Peak Limit (dBuV/m)	PK Margin (dB)	Azimuth (Degs)	Height (cm)	Polarity
5	4.92211	52.58	PK2	34	-43	43.58	-	-	74	-30.42	232	165	V
	4.92237	40.99	MAv1	34	-43	31.99	54	-22.01	-	-	232	165	V
6	7.08223	50.69	PK2	35.7	-40.3	46.09	-	-	-	-	162	353	V

* - indicates frequency in CFR47 Pt 15 / IC RSS-Restricted Band
PK2 - KDB558074 Method: Maximum Peak
MAv1 - KDB558074 Option 1 Maximum RMS Average

UL VERIFICATION SERVICES INC.
47173 Benicia Street, Fremont, CA 94538; USA TEL:(510) 319-4000 FAX:(510) 661-0888

This report shall not be reproduced except in full, without the written approval of UL Verification Services Inc.

10.2. WORST CASE BELOW 1 GHz

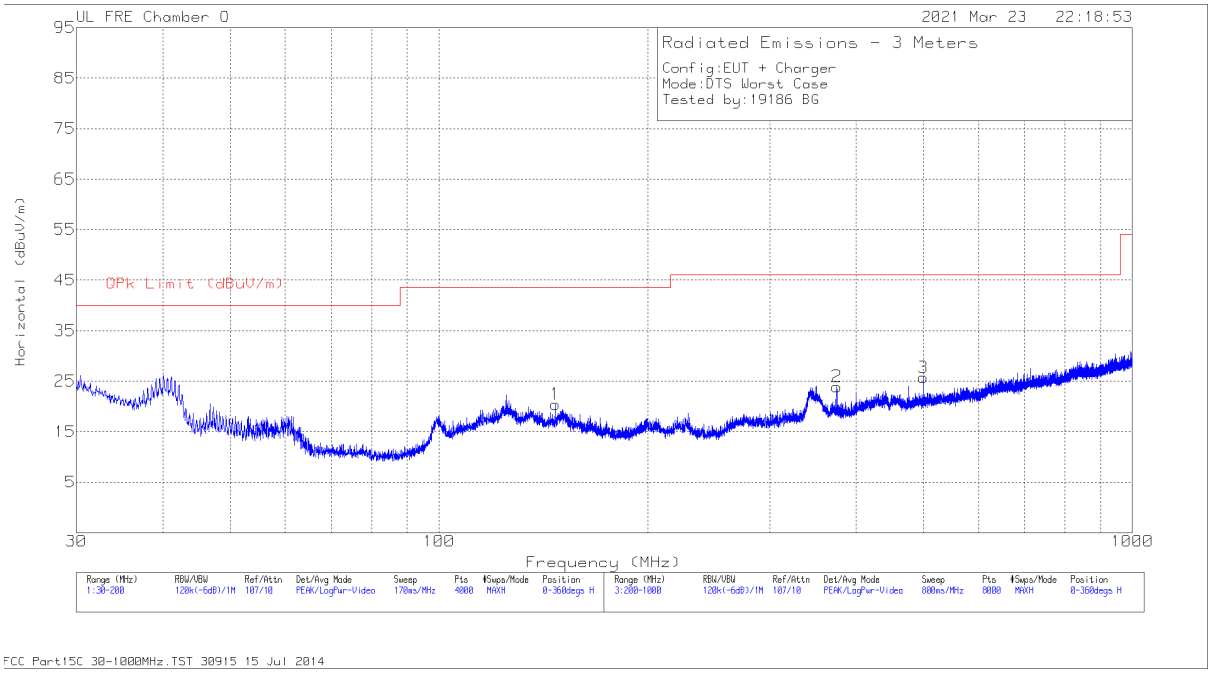

HORIZONTAL

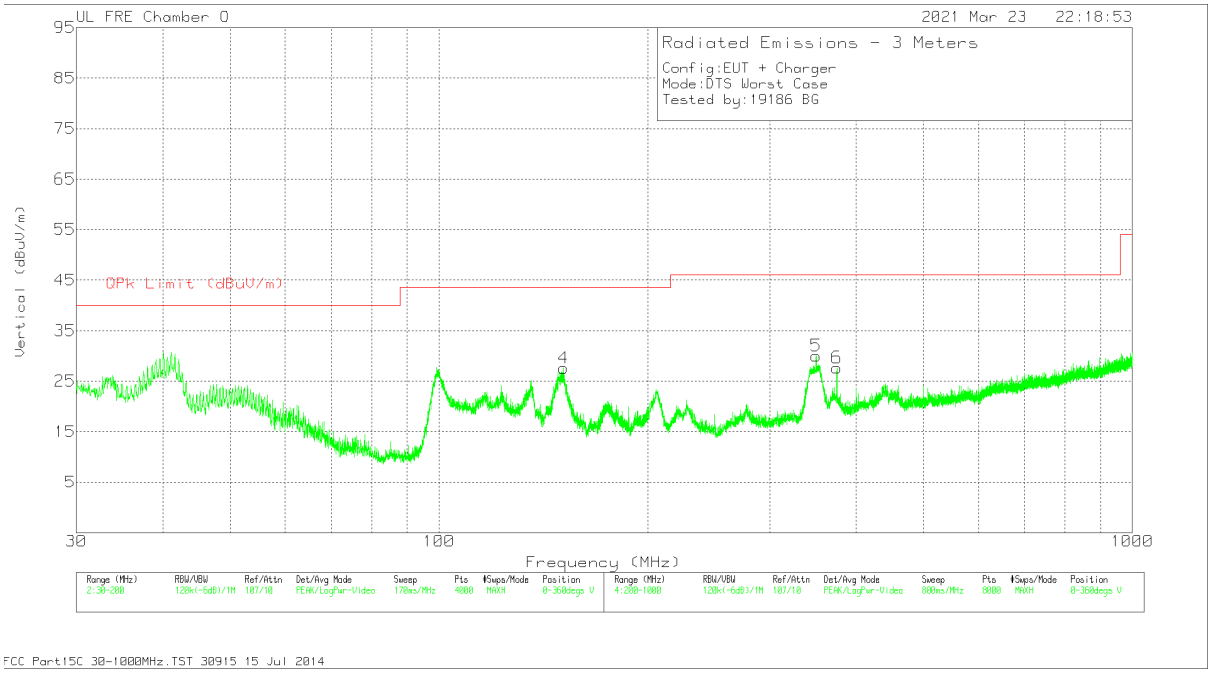

VERTICAL

UL VERIFICATION SERVICES INC.
47173 Benicia Street, Fremont, CA 94538; USA TEL:(510) 319-4000 FAX:(510) 661-0888

This report shall not be reproduced except in full, without the written approval of UL Verification Services Inc.

Below 1GHz DATA

Range 1: Horizontal 30 - 200MHz

Marker	Frequency (MHz)	Meter Reading (dBuV)	Det	AF 202329 (dB/m)	Amp/Cbl (dB)	Corrected Reading (dBuV/m)	QPk Limit (dBuV/m)	Margin (dB)	Azimuth (Degs)	Height (cm)	Polarity
1	147.2268	24.49	Qp	18.5	-31.7	11.29	43.52	-32.23	6	228	H

Range 2: Vertical 30 - 200MHz

Marker	Frequency (MHz)	Meter Reading (dBuV)	Det	AF 202329 (dB/m)	Amp/Cbl (dB)	Corrected Reading (dBuV/m)	QPk Limit (dBuV/m)	Margin (dB)	Azimuth (Degs)	Height (cm)	Polarity
4	151.3587	37.03	Qp	18.4	-31.7	23.73	43.52	-19.79	311	102	V

Range 3: Horizontal 200 - 1000MHz

Marker	Frequency (MHz)	Meter Reading (dBuV)	Det	AF 202329 (dB/m)	Amp/Cbl (dB)	Corrected Reading (dBuV/m)	QPk Limit (dBuV/m)	Margin (dB)	Azimuth (Degs)	Height (cm)	Polarity
2	375.0037	32.24	Qp	20.7	-30.8	22.14	46.02	-23.88	6	108	H
3	500.0037	29.44	Qp	23.5	-30.6	22.34	46.02	-23.68	286	289	H

Range 4: Vertical 200 - 1000MHz

Marker	Frequency (MHz)	Meter Reading (dBuV)	Det	AF 202329 (dB/m)	Amp/Cbl (dB)	Corrected Reading (dBuV/m)	QPk Limit (dBuV/m)	Margin (dB)	Azimuth (Degs)	Height (cm)	Polarity
5	350.0123	39.12	Qp	20.1	-30.9	28.32	46.02	-17.7	92	224	V
6	375.0185	34.89	Qp	20.7	-30.8	24.79	46.02	-21.23	25	211	V

Qp - Quasi-Peak detector

UL VERIFICATION SERVICES INC.
47173 Benicia Street, Fremont, CA 94538; USA TEL:(510) 319-4000 FAX:(510) 661-0888

This report shall not be reproduced except in full, without the written approval of UL Verification Services Inc.

10.3. WORST CASE 18-26 GHz

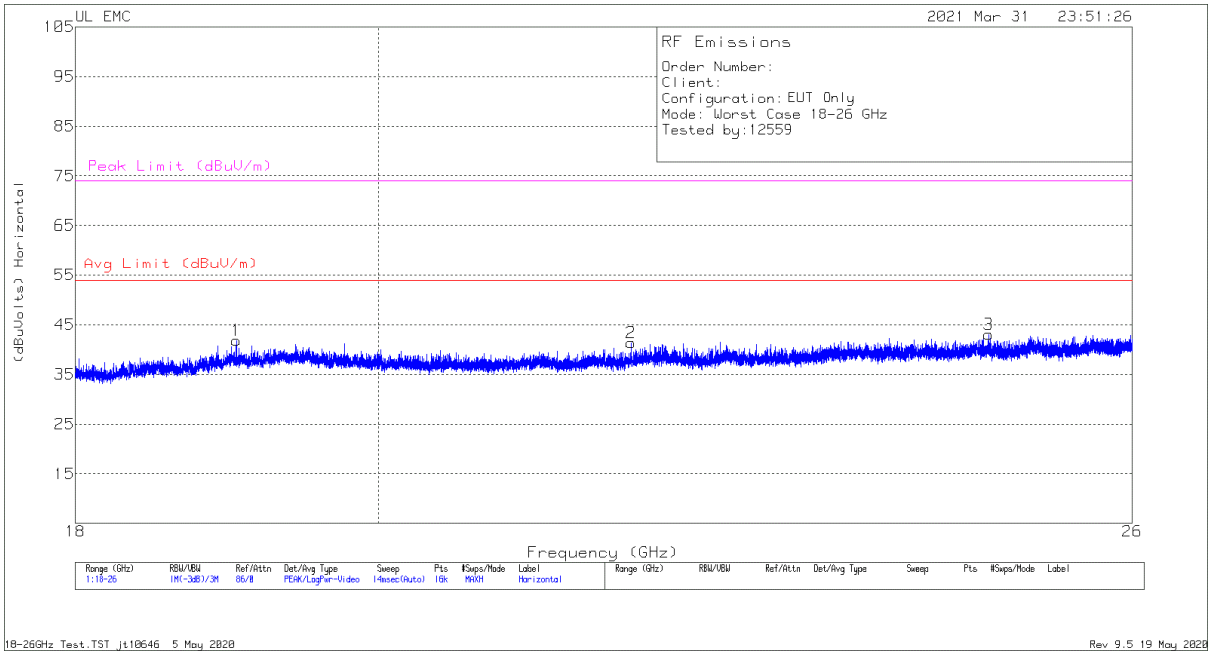

HORIZONTAL

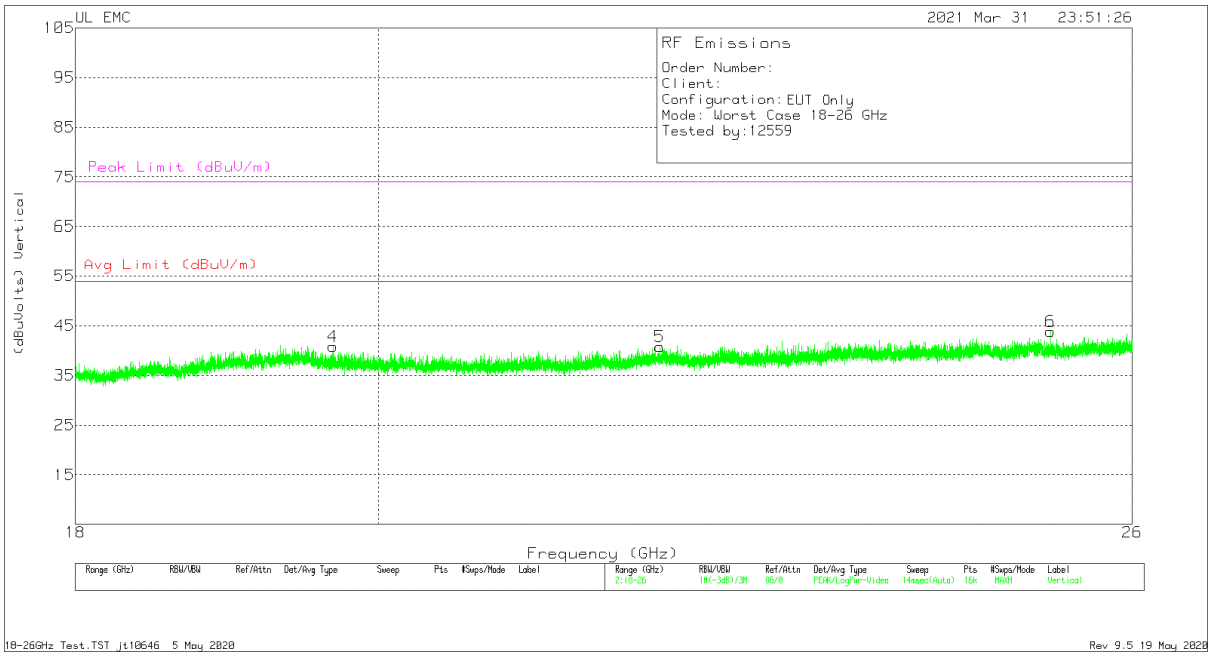

VERTICAL

UL VERIFICATION SERVICES INC.
47173 Benicia Street, Fremont, CA 94538; USA TEL:(510) 319-4000 FAX:(510) 661-0888

This report shall not be reproduced except in full, without the written approval of UL Verification Services Inc.

18 – 26GHz DATA

Marker	Frequency (GHz)	Meter Reading (dBuV)	Det	T125 AF (dB/m)	Amp/Cbl (dB)	Dist Corr (dB)	Corrected Reading (dBuVolts)	Avg Limit (dBuV/m)	Margin (dB)	Peak Limit (dBuV/m)	PK Margin (dB)
1	19.03594	38.85	Pk	32.7	-20.2	-9.5	41.85	54	-12.15	74	-32.15
2	21.83976	38.47	Pk	33.3	-20.9	-9.5	41.37	54	-12.63	74	-32.63
3	24.73308	37.17	Pk	34.1	-18.7	-9.5	43.07	54	-10.93	74	-30.93
4	19.6864	37.71	Pk	32.7	-20.1	-9.5	40.81	54	-13.19	74	-33.19
5	22.05925	37.28	Pk	33.4	-20.4	-9.5	40.78	54	-13.22	74	-33.22
6	25.27055	38.79	Pk	34.2	-19.6	-9.5	43.89	54	-10.11	74	-30.11

Pk - Peak detector

Note: measurement distance was 1m.

UL VERIFICATION SERVICES INC.
47173 Benicia Street, Fremont, CA 94538; USA TEL:(510) 319-4000 FAX:(510) 661-0888

This report shall not be reproduced except in full, without the written approval of UL Verification Services Inc.

11. AC POWER LINE CONDUCTED EMISSIONS

LIMITS

FCC §15.207 (a)

RSS-Gen 8.8

Frequency of Emission (MHz)	Conducted Limit (dBµV)	
	Quasi-peak	Average
0.15-0.5	66 to 56 *	56 to 46 *
0.5-5	56	46
5-30	60	50

*Decreases with the logarithm of the frequency.

TEST PROCEDURE

The EUT is placed on a non-conducting table 40 cm from the vertical ground plane and 80 cm above the horizontal ground plane. The EUT is configured in accordance with ANSI C63.10.

The receiver is set to a resolution bandwidth of 9 kHz. Peak detection is used unless otherwise noted as quasi-peak or average.

Line conducted data is recorded for both NEUTRAL and HOT lines.

RESULTS

UL VERIFICATION SERVICES INC.
47173 Benicia Street, Fremont, CA 94538; USA TEL:(510) 319-4000 FAX:(510) 661-0888

This report shall not be reproduced except in full, without the written approval of UL Verification Services Inc.

11.1. AC POWER LINE WITH LAPTOP
LINE 1 RESULTS

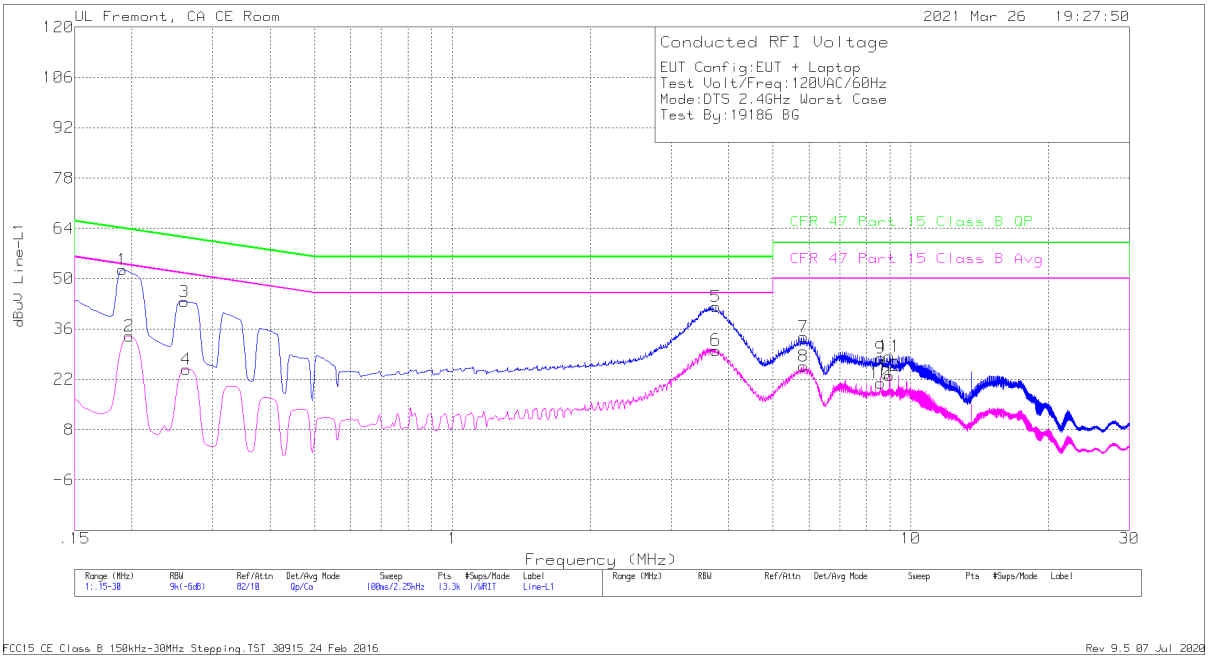

Marker	Frequency (MHz)	Meter Reading (dBuV)	Det	PRE0186446 L1	LC Cables C1&C3 dB	Limiter (dB)	Corrected Reading dBuV	CFR 47 Part 15 Class B QP	QP Margin (dB)	CFR 47 Part 15 Class B Avg	Av(CISPR)Margin (dB)
1	.1905	42.47	Qp	0	0	10.1	52.57	64.01	-11.44	-	-
2	.19725	23.96	Ca	0	0	10.1	34.06	-	-	53.73	-19.67
3	.26025	33.55	Qp	0	0	10.1	43.65	61.42	-17.77	-	-
4	.2625	14.73	Ca	0	0	10.1	24.83	-	-	51.35	-26.52
5	3.7545	31.91	Qp	0	.1	10.2	42.21	56	-13.79	-	-
6	3.75225	19.8	Ca	0	.1	10.2	30.1	-	-	46	-15.9
7	5.84025	23.51	Qp	0	.1	10.2	33.81	60	-26.19	-	-
8	5.84025	15.38	Ca	0	.1	10.2	25.68	-	-	50	-24.32
9	8.592	17.53	Qp	0	.2	10.2	27.93	60	-32.07	-	-
10	8.592	10.6	Ca	0	.2	10.2	21	-	-	50	-29
11	8.997	18.07	Qp	0	.2	10.2	28.47	60	-31.53	-	-
12	8.99475	12.68	Ca	0	.2	10.2	23.08	-	-	50	-26.92

Qp - Quasi-Peak detector
Ca - CISPR average detection

UL VERIFICATION SERVICES INC.
47173 Benicia Street, Fremont, CA 94538; USA TEL:(510) 319-4000 FAX:(510) 661-0888
This report shall not be reproduced except in full, without the written approval of UL Verification Services Inc.

LINE 2 RESULTS

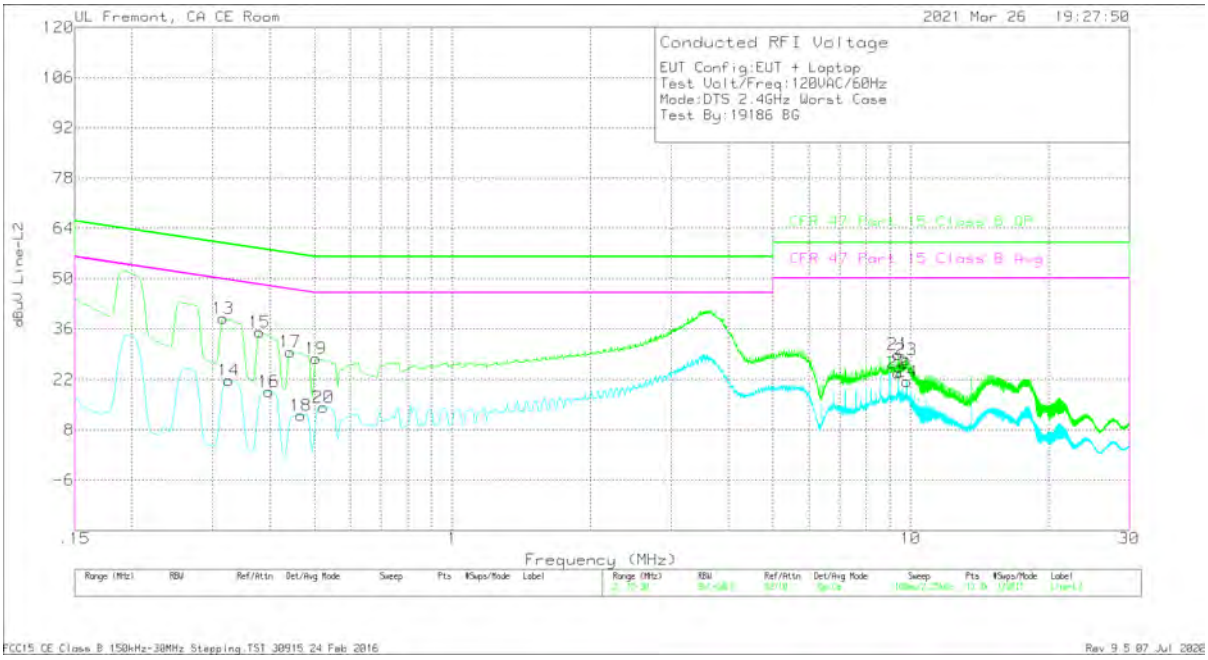

Marker	Frequency (MHz)	Meter Reading (dBuV)	Det	PRE0186446 L2	LC Cables C2&C3 dB	Limiter (dB)	Corrected Reading dBuV	CFR 47 Part 15 Class B QP	QP Margin (dB)	CFR 47 Part 15 Class B Avg	Av(CISPR)Margin (dB)
13	.3165	28.81	Qp	0	0	10.1	38.91	59.8	-20.89	-	-
14	.3255	11.64	Ca	0	0	10.1	21.74	-	-	49.57	-27.83
15	.3795	24.95	Qp	0	0	10.1	35.05	58.29	-23.24	-	-
16	.3975	8.55	Ca	0	0	10.1	18.65	-	-	47.91	-29.26
17	.4425	19.64	Qp	0	0	10.1	29.74	57.01	-27.27	-	-
18	.46725	2.02	Ca	0	0	10.1	12.12	-	-	46.56	-34.44
19	.50325	17.81	Qp	0	0	10.1	27.91	56	-28.09	-	-
20	.5235	4.23	Ca	0	0	10.1	14.33	-	-	46	-31.67
21	9.39525	18.54	Qp	0	.2	10.2	28.94	60	-31.06	-	-
22	9.39525	13.44	Ca	0	.2	10.2	23.84	-	-	50	-26.16
23	9.7935	17.13	Qp	0	.2	10.2	27.53	60	-32.47	-	-
24	9.79575	11.02	Ca	0	.2	10.2	21.42	-	-	50	-28.58

Qp - Quasi-Peak detector
Ca - CISPR average detection

UL VERIFICATION SERVICES INC.
47173 Benicia Street, Fremont, CA 94538; USA TEL:(510) 319-4000 FAX:(510) 661-0888
This report shall not be reproduced except in full, without the written approval of UL Verification Services Inc.

11.2. AC POWER LINE WITH CHARGER
LINE 1 RESULTS

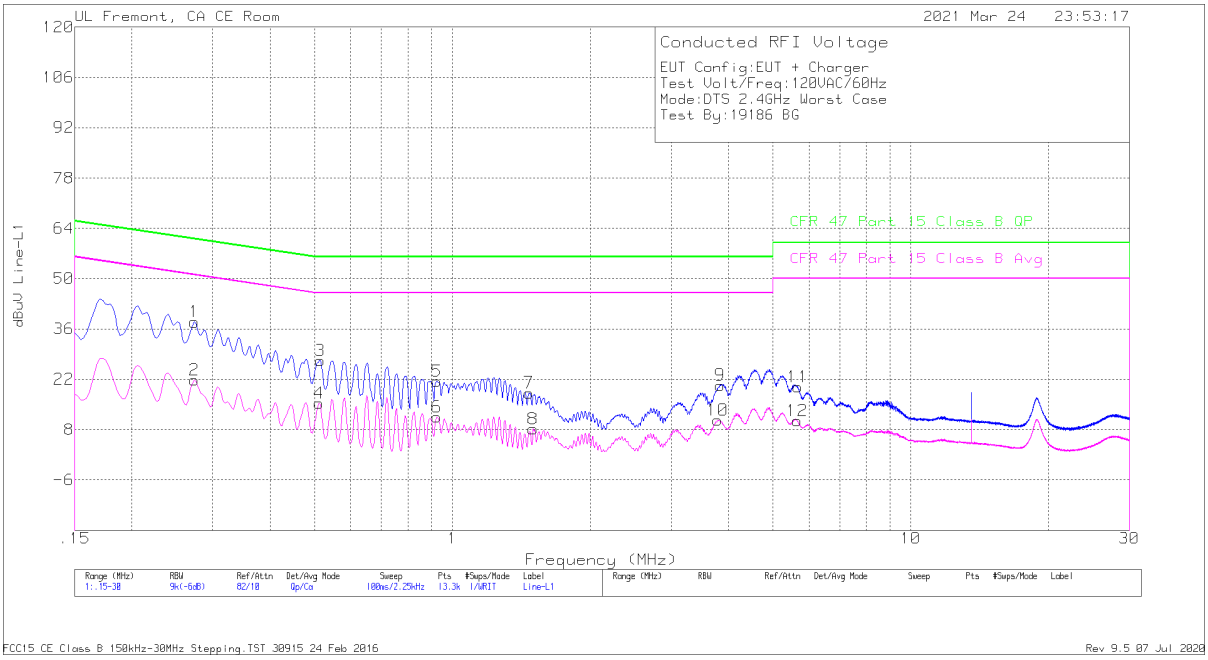

Marker	Frequency (MHz)	Meter Reading (dBuV)	Det	PRE0186446 L1	LC Cables C1&C3 dB	Limiter (dB)	Corrected Reading dBuV	CFR 47 Part 15 Class B QP	QP Margin (dB)	CFR 47 Part 15 Class B Avg	Av(CISPR)Margin (dB)
1	.27375	27.86	Qp	0	0	10.1	37.96	61	-23.04	-	-
2	.27375	11.64	Ca	0	0	10.1	21.74	-	-	51	-29.26
3	.5145	17.16	Qp	0	0	10.1	27.26	56	-28.74	-	-
4	.51225	5.27	Ca	0	0	10.1	15.37	-	-	46	-30.63
5	.924	11.2	Qp	0	.1	10.1	21.4	56	-34.6	-	-
6	.92625	1.38	Ca	0	.1	10.1	11.58	-	-	46	-34.42
7	1.47075	8.03	Qp	0	.1	10.1	18.23	56	-37.77	-	-
8	1.5	-1.93	Ca	0	.1	10.1	8.27	-	-	46	-37.73
9	3.8355	10.03	Qp	0	.1	10.2	20.33	56	-35.67	-	-
10	3.79275	.34	Ca	0	.1	10.2	10.64	-	-	46	-35.36
11	5.6715	9.6	Qp	0	.1	10.2	19.9	60	-40.1	-	-
12	5.65013	.12	Ca	0	.1	10.2	10.42	-	-	50	-39.58

Qp - Quasi-Peak detector
Ca - CISPR average detection

UL VERIFICATION SERVICES INC.
47173 Benicia Street, Fremont, CA 94538; USA TEL:(510) 319-4000 FAX:(510) 661-0888
This report shall not be reproduced except in full, without the written approval of UL Verification Services Inc.

LINE 2 RESULTS

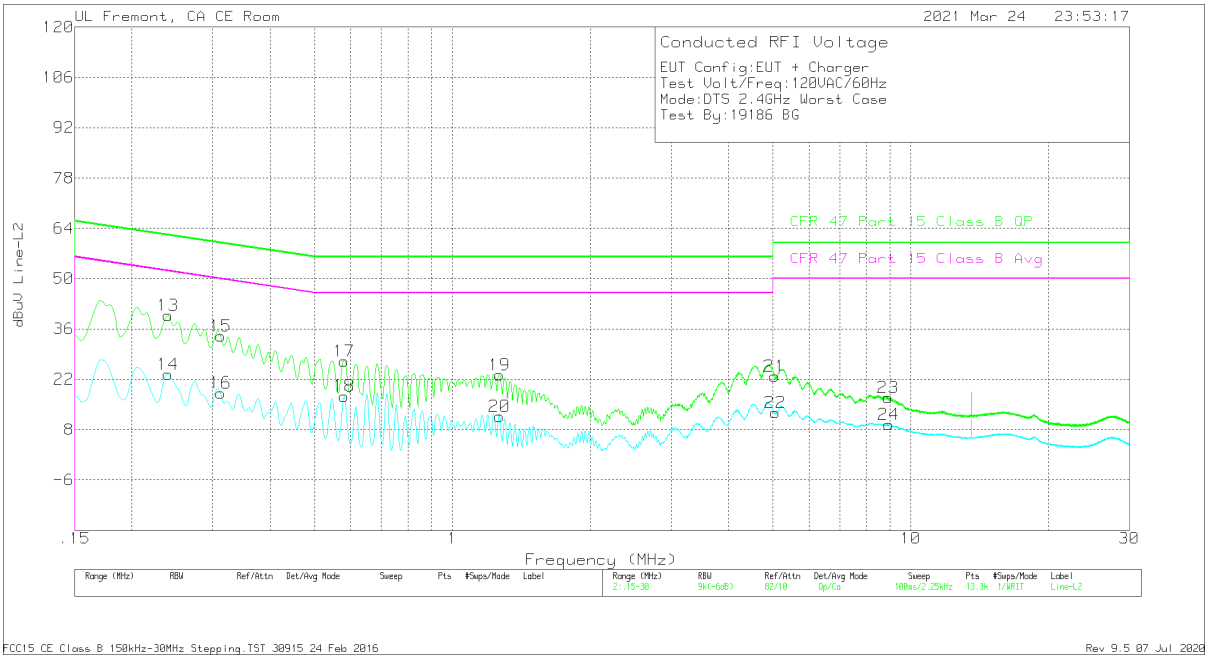

Marker	Frequency (MHz)	Meter Reading (dBuV)	Det	PRE0186446 L2	LC Cables C2&C3 dB	Limiter (dB)	Corrected Reading dBuV	CFR 47 Part 15 Class B QP	QP Margin (dB)	CFR 47 Part 15 Class B Avg	Av(CISPR)Margin (dB)
13	.24	29.7	Qp	0	0	10.1	39.8	62.1	-22.3	-	-
14	.24	13.28	Ca	0	0	10.1	23.38	-	-	52.1	-28.72
15	.312	23.89	Qp	0	0	10.1	33.99	59.92	-25.93	-	-
16	.312	8.13	Ca	0	0	10.1	18.23	-	-	49.92	-31.69
17	.57975	16.99	Qp	0	0	10.1	27.09	56	-28.91	-	-
18	.57975	7.26	Ca	0	0	10.1	17.36	-	-	46	-28.64
19	1.26825	12.96	Qp	0	.1	10.1	23.16	56	-32.84	-	-
20	1.26825	1.45	Ca	0	.1	10.1	11.65	-	-	46	-34.35
21	5.0415	12.53	Qp	0	.1	10.2	22.83	60	-37.17	-	-
22	5.0685	2.42	Ca	0	.1	10.2	12.72	-	-	50	-37.28
23	8.93625	6.55	Qp	0	.2	10.2	16.95	60	-43.05	-	-
24	8.952	-.98	Ca	0	.2	10.2	9.42	-	-	50	-40.58

Qp - Quasi-Peak detector
Ca - CISPR average detection

UL VERIFICATION SERVICES INC.
47173 Benicia Street, Fremont, CA 94538; USA TEL:(510) 319-4000 FAX:(510) 661-0888
This report shall not be reproduced except in full, without the written approval of UL Verification Services Inc.

12. SETUP PHOTOS

Please refer to 13571607-EP1V1 for setup photos.

END OF TEST REPORT

UL VERIFICATION SERVICES INC.
47173 Benicia Street, Fremont, CA 94538; USA TEL:(510) 319-4000 FAX:(510) 661-0888

This report shall not be reproduced except in full, without the written approval of UL Verification Services Inc.