TEST REPORT

Report Number: 13571607-E5V2 & E6V2

Applicant	:	APPLE, INC. 1 APPLE PARK WAY CUPERTINO, CA 95014, U.S.A.
Model	:	A2482 (Parent Model, FULL Test) A2635, A2631, A2633, A2634 (Variant Models)
Brand	:	APPLE
FCC ID	:	BCG-E3997A (Parent Model) BCG-E4032A, BCG-E3999A, BCG-E4031A (Variant Models)
IC	:	579C-E3997A (Parent Model) 579C-E4032A, 579C-E3999A, 579C-E4031A (Variant Models)
EUT Description	:	SMARTPHONE
Test Standard(s)	:	FCC 47 CFR PART 15 SUBPART E ISED RSS-247 ISSUE 2 ISED RSS-GEN ISSUE 5 + A1 + A2

Date Of Issue:
July 16, 2021

Prepared by:
UL Verification Services Inc.
47173 Benicia Street
Fremont, CA 94538 U.S.A.
TEL: (510) 319-4000
FAX: (510) 661-0888

ACCREDITED
CERT #0751.05

REPORT REVISION HISTORY

Rev.	Issue Date	Revisions	Revised By
V1	7/13/2021	Initial Issue	Frank Ibrahim
V2	7/16/2021	Address TCB's Question on page 247	Chin Pang

UL VERIFICATION SERVICES INC.
47173 Benicia Street, Fremont, CA 94538; USA TEL:(510) 319-4000 FAX:(510) 661-0888

This report shall not be reproduced except in full, without the written approval of UL Verification Services Inc.

TABLE OF CONTENTS

REPORT REVISION HISTORY **2**

TABLE OF CONTENTS **3**

1. RADIATED TEST RESULTS **4**

1.1. TRANSMITTER ABOVE 1 GHz *6*

1.1.1. TX ABOVE 1 GHz 802.11n HT20 MODE IN THE 5.2 GHz BAND 6
1.1.2. TX ABOVE 1 GHz 802.11n HT40 MODE IN THE 5.2 GHz BAND 12
1.1.3. TX ABOVE 1 GHz 802.11ac VHT80 MODE IN THE 5.2 GHz BAND 18
1.1.4. TX ABOVE 1 GHz 802.11ax HE20 MODE IN THE 5.2 GHz BAND 24
1.1.5. TX ABOVE 1 GHz 802.11ax HE40 MODE IN THE 5.2 GHz BAND 48
1.1.6. TX ABOVE 1 GHz 802.11ax HE80 MODE IN THE 5.2 GHz BAND 68
1.1.7. TX ABOVE 1 GHz 802.11n HT20 MODE IN THE 5.3 GHz BAND 84
1.1.8. TX ABOVE 1 GHz 802.11n HT40 MODE IN THE 5.3 GHz BAND 90
1.1.9. TX ABOVE 1 GHz 802.11ac VHT80 MODE IN THE 5.3 GHz BAND 96
1.1.10. TX ABOVE 1 GHz 802.11ax HE20 MODE IN THE 5.3 GHz BAND 102
1.1.11. TX ABOVE 1 GHz 802.11ax HE40 MODE IN THE 5.3 GHz BAND 126
1.1.12. TX ABOVE 1 GHz 802.11ax HE80 MODE IN THE 5.3 GHz BAND 146
1.1.13. TX ABOVE 1 GHz 802.11n HT20 MODE IN THE 5.6 GHz BAND 162
1.1.14. TX ABOVE 1 GHz 802.11n HT40 MODE IN THE 5.6 GHz BAND 174
1.1.15. TX ABOVE 1 GHz 802.11ac VHT80 MODE IN THE 5.6 GHz BAND 186
1.1.16. TX ABOVE 1 GHz 802.11ax HE20 MODE IN THE 5.6 GHz BAND 192
1.1.17. TX ABOVE 1 GHz 802.11ax HE40 MODE IN THE 5.6 GHz BAND 232
1.1.18. TX ABOVE 1 GHz 802.11ax HE80 MODE IN THE 5.6 GHz BAND 272
1.1.19. TX ABOVE 1 GHz 802.11n HT20 MODE IN THE 5.8 GHz BAND 296
1.1.20. TX ABOVE 1 GHz 802.11n HT40 MODE IN THE 5.8 GHz BAND 308
1.1.21. TX ABOVE 1 GHz 802.11ac VHT80 MODE IN THE 5.8 GHz BAND 320
1.1.22. TX ABOVE 1 GHz 802.11ax HE20 MODE IN THE 5.8 GHz BAND 332
1.1.23. TX ABOVE 1 GHz 802.11ax HE40 MODE IN THE 5.8 GHz BAND 368
1.1.24. TX ABOVE 1 GHz 802.11ax HE80 MODE IN THE 5.8 GHz BAND 400

1.2. WORST CASE BELOW 1 GHz *428*

1.3. WORST CASE 18-26 GHz *430*

1.4. WORST CASE 26-40 GHz *432*

2. AC POWER LINE CONDUCTED EMISSIONS **434**

2.1.1. AC Power Line (EUT with Laptop) 435
2.1.2. AC Power Line (EUT with charger) 437

3. SETUP PHOTOS **439**

UL VERIFICATION SERVICES INC.
47173 Benicia Street, Fremont, CA 94538; USA TEL:(510) 319-4000 FAX:(510) 661-0888
This report shall not be reproduced except in full, without the written approval of UL Verification Services Inc.

1. RADIATED TEST RESULTS

LIMITS

FCC §15.205 and §15.209 -Restriced bands
FCC §15.407(b)(1-3) - Un-Restriced bands

RSS 247 Issue 2 Sections
6.2.1.2 (for 5150-5250 MHz band)
6.2.2.2 (for 5250-5350 MHz band)
6.2.3.2 (for 5470-5600 MHz and 5650-5725 MHz bands)
6.2.4.2 (for 5725-5850 MHz band)

Frequency Range (MHz)	Field Strength Limit (uV/m) at 3 m	Field Strength Limit (dBuV/m) at 3 m
30 - 88	100	40
88 - 216	150	43.5
216 - 960	200	46
Above 960	500	54

TEST PROCEDURE

The EUT is placed on a non-conducting table 80 cm above the ground plane for measurement below 1GHz and 1.5 m above the ground plane for measurement above 1GHz. The antenna to EUT distance is 3 meters. The EUT is configured in accordance with ANSI C63.10. The EUT is set to transmit in a continuous mode.

For measurements below 1 GHz the resolution bandwidth is set to 100 kHz for peak detection measurements or 120 kHz for quasi-peak detection measurements. Peak detection is used unless otherwise noted as quasi-peak.

For pre-scans above 1 GHz the resolution bandwidth is set to 1 MHz; the video bandwidth is set to 30 KHz for peak measurements.

For final measurements above 1 GHz the resolution bandwidth is set to 1 MHz; the video bandwidth is set to 3 MHz for peak measurements and as applicable for average measurements.

The spectrum from 30 MHz to 1GHz and 18GHz to 40 GHz is investigated with the transmitter set to transmit at the channel with highest output power as worst-case scenario. 1GHz to 18GHz was set to the lowest, middle, and highest channels in the 5 GHz bands.

The frequency range of interest is monitored at a fixed antenna height and EUT azimuth. The EUT is rotated through 360 degrees to maximize emissions received. The antenna is scanned from 1 to 4 meters above the ground plane to further maximize the emission. Measurements are made with the antenna polarized in both the vertical and the horizontal positions.

UL VERIFICATION SERVICES INC.
47173 Benicia Street, Fremont, CA 94538; USA TEL:(510) 319-4000 FAX:(510) 661-0888
This report shall not be reproduced except in full, without the written approval of UL Verification Services Inc.

KDB 414788 Open Field Site (OFS) and Chamber Correlation Justification

Base on FCC 15.31 (f) (2): measurements may be performed at a distance closer than that specified in the regulations; however, an attempt should be made to avoid making measurements in the near field.

OFS and chamber correlation testing had been performed and chamber measured test result is the worst-case test result.

RESULTS

UL VERIFICATION SERVICES INC.
47173 Benicia Street, Fremont, CA 94538; USA TEL:(510) 319-4000 FAX:(510) 661-0888
This report shall not be reproduced except in full, without the written approval of UL Verification Services Inc.

1.1. TRANSMITTER ABOVE 1 GHz

1.1.1. TX ABOVE 1 GHz 802.11n HT20 MODE IN THE 5.2 GHz BAND

1TX ANTENNA 6

BANDEDGE (LOW CHANNEL)

HORIZONTAL RESULT

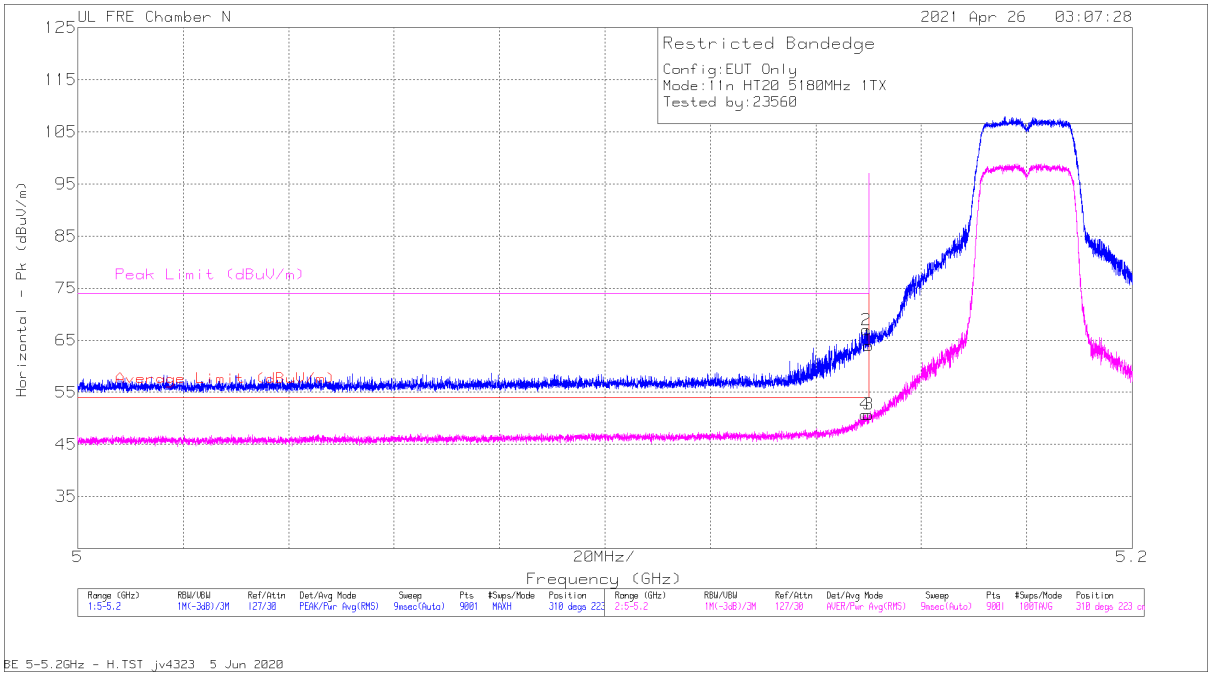

Marker	Frequency (GHz)	Meter Reading (dBuV)	Det	AF PRE0213971 (dB/m)	Amp/Cbl/Fltr/Pad (dB)	DC Corr (dB)	Corrected Reading (dBuV/m)	Average Limit (dBuV/m)	Margin (dB)	Peak Limit (dBuV/m)	PK Margin (dB)	Azimuth (Degs)	Height (cm)	Polarity
4	5.14935	49.45	RMS	34.3	-33.4	.4	50.75	54	-3.25	-	-	310	223	H
2	5.14962	66.07	Pk	34.3	-33.4	0	66.97	-	-	74	-7.03	310	223	H
1	5.15	63.11	Pk	34.3	-33.4	0	64.01	-	-	74	-9.99	310	223	H
3	5.15	49.46	RMS	34.3	-33.4	.4	50.76	54	-3.24	-	-	310	223	H

Pk - Peak detector
RMS - RMS detection

UL VERIFICATION SERVICES INC.
47173 Benicia Street, Fremont, CA 94538; USA TEL:(510) 319-4000 FAX:(510) 661-0888
This report shall not be reproduced except in full, without the written approval of UL Verification Services Inc.

VERTICAL RESULT

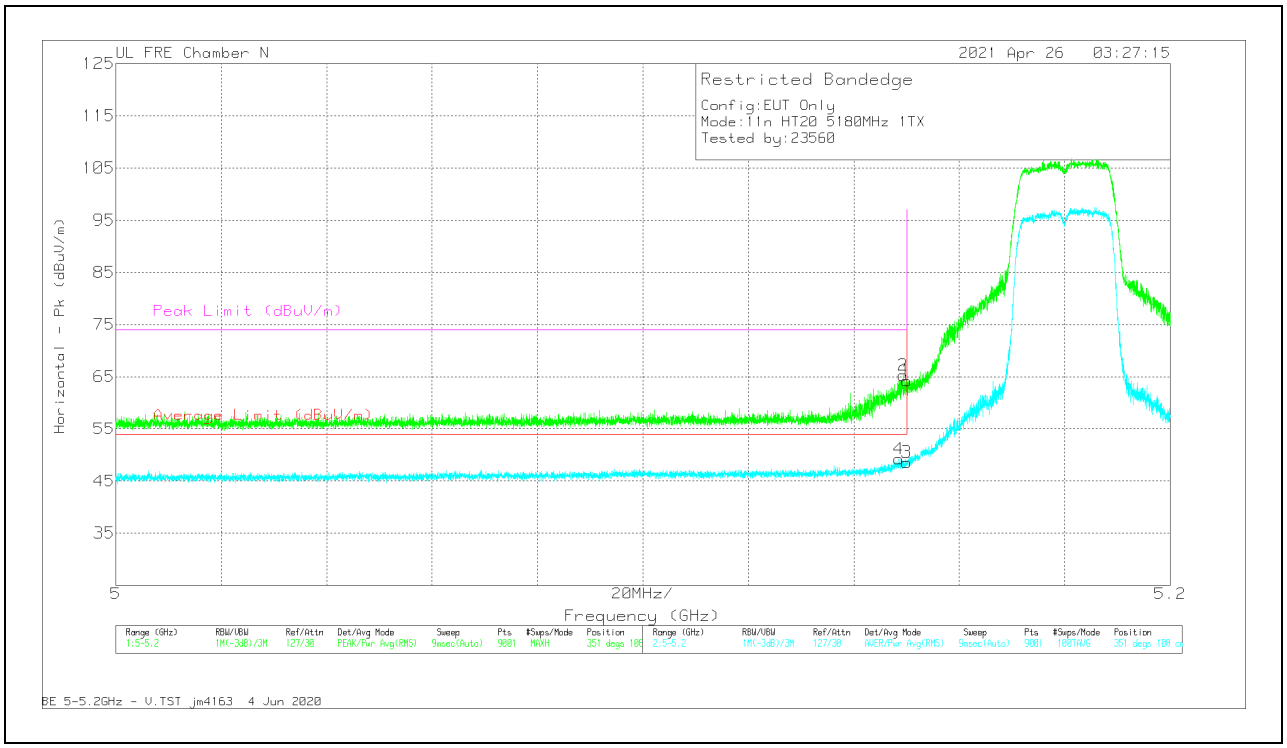

Marker	Frequency (GHz)	Meter Reading (dBuV)	Det	AF PRE0213971 (dB/m)	Amp/Cbl/Fltr/Pad (dB)	DC Corr (dB)	Corrected Reading (dBuV/m)	Average Limit (dBuV/m)	Margin (dB)	Peak Limit (dBuV/m)	PK Margin (dB)	Azimuth (Degs)	Height (cm)	Polarity
4	5.14851	47.93	RMS	34.3	-33.4	.4	49.23	54	-4.77	-	-	351	108	V
2	5.14935	64.35	Pk	34.3	-33.4	0	65.25	-	-	74	-8.75	351	108	V
1	5.15	63.31	Pk	34.3	-33.4	0	64.21	-	-	74	-9.79	351	108	V
3	5.15	47.27	RMS	34.3	-33.4	.4	48.57	54	-5.43	-	-	351	108	V

Pk - Peak detector
RMS - RMS detection

UL VERIFICATION SERVICES INC.
47173 Benicia Street, Fremont, CA 94538; USA TEL:(510) 319-4000 FAX:(510) 661-0888
This report shall not be reproduced except in full, without the written approval of UL Verification Services Inc.

1TX ANTENNA 5

BANDEDGE (LOW CHANNEL)

HORIZONTAL RESULT

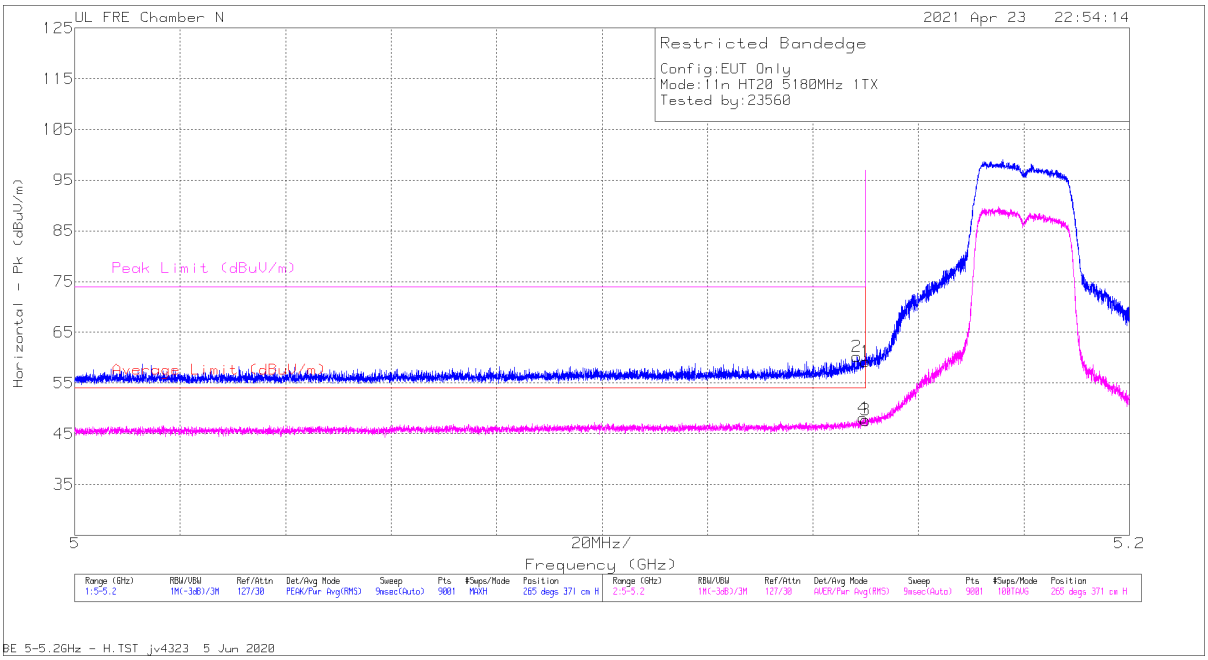

Marker	Frequency (GHz)	Meter Reading (dBuV)	Det	AF PRE0213971 (dB/m)	Amp/Cbl/Fltr/Pad (dB)	DC Corr (dB)	Corrected Reading (dBuV/m)	Average Limit (dBuV/m)	Margin (dB)	Peak Limit (dBuV/m)	PK Margin (dB)	Azimuth (Degs)	Height (cm)	Polarity
2	5.14831	59.33	Pk	34.3	-33.4	0	60.23	-	-	74	-13.77	265	371	H
4	5.14951	46.85	RMS	34.3	-33.4	.4	48.15	54	-5.85	-	-	265	371	H
1	5.15	58.28	Pk	34.3	-33.4	0	59.18	-	-	74	-14.82	265	371	H
3	5.15	46.38	RMS	34.3	-33.4	.4	47.68	54	-6.32	-	-	265	371	H

Pk - Peak detector
RMS - RMS detection

UL VERIFICATION SERVICES INC.
47173 Benicia Street, Fremont, CA 94538; USA TEL:(510) 319-4000 FAX:(510) 661-0888
This report shall not be reproduced except in full, without the written approval of UL Verification Services Inc.

VERTICAL RESULT

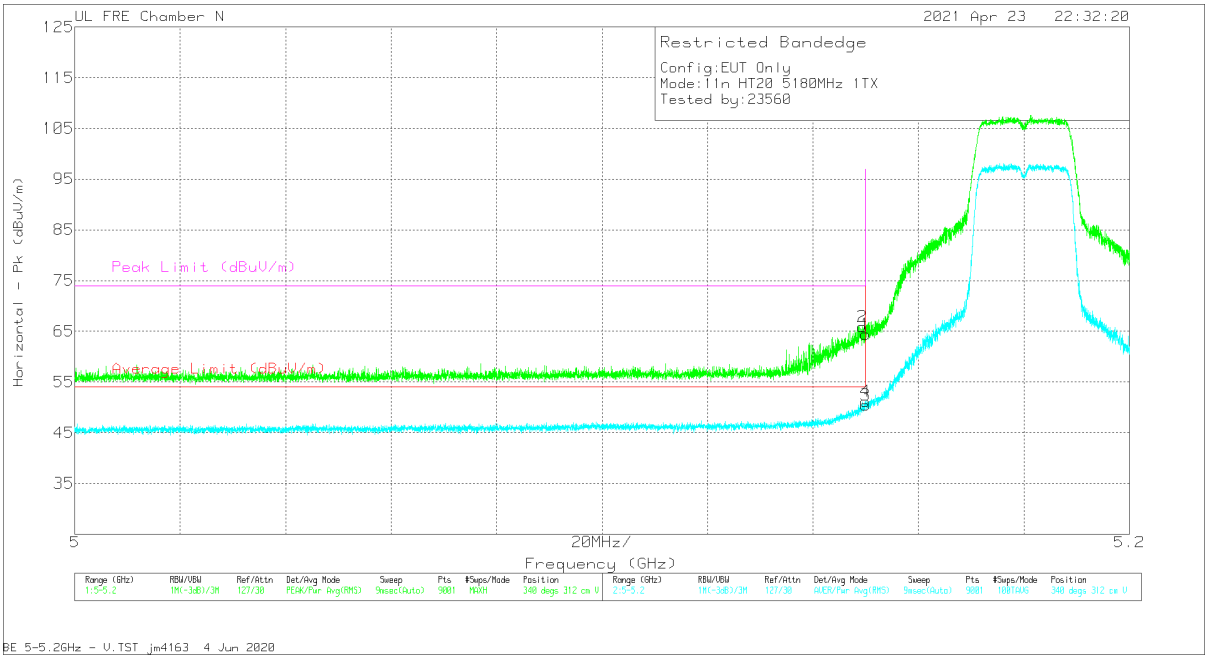

Marker	Frequency (GHz)	Meter Reading (dBuV)	Det	AF PRE0213971 (dB/m)	Amp/Cbl/Fltr/Pad (dB)	DC Corr (dB)	Corrected Reading (dBuV/m)	Average Limit (dBuV/m)	Margin (dB)	Peak Limit (dBuV/m)	PK Margin (dB)	Azimuth (Degs)	Height (cm)	Polarity
2	5.14933	65.06	Pk	34.3	-33.4	0	65.96	-	-	74	-8.04	340	312	V
4	5.14993	49.92	RMS	34.3	-33.4	.4	51.22	54	-2.78	-	-	340	312	V
1	5.15	63.5	Pk	34.3	-33.4	0	64.40	-	-	74	-9.6	340	312	V
3	5.15	49.11	RMS	34.3	-33.4	.4	50.41	54	-3.59	-	-	340	312	V

Pk - Peak detector
RMS - RMS detection

UL VERIFICATION SERVICES INC.
47173 Benicia Street, Fremont, CA 94538; USA TEL:(510) 319-4000 FAX:(510) 661-0888
This report shall not be reproduced except in full, without the written approval of UL Verification Services Inc.

2TX ANTENNA 6 + ANTENNA 5 CDD MODE

BANDEDGE (LOW CHANNEL)

HORIZONTAL RESULT

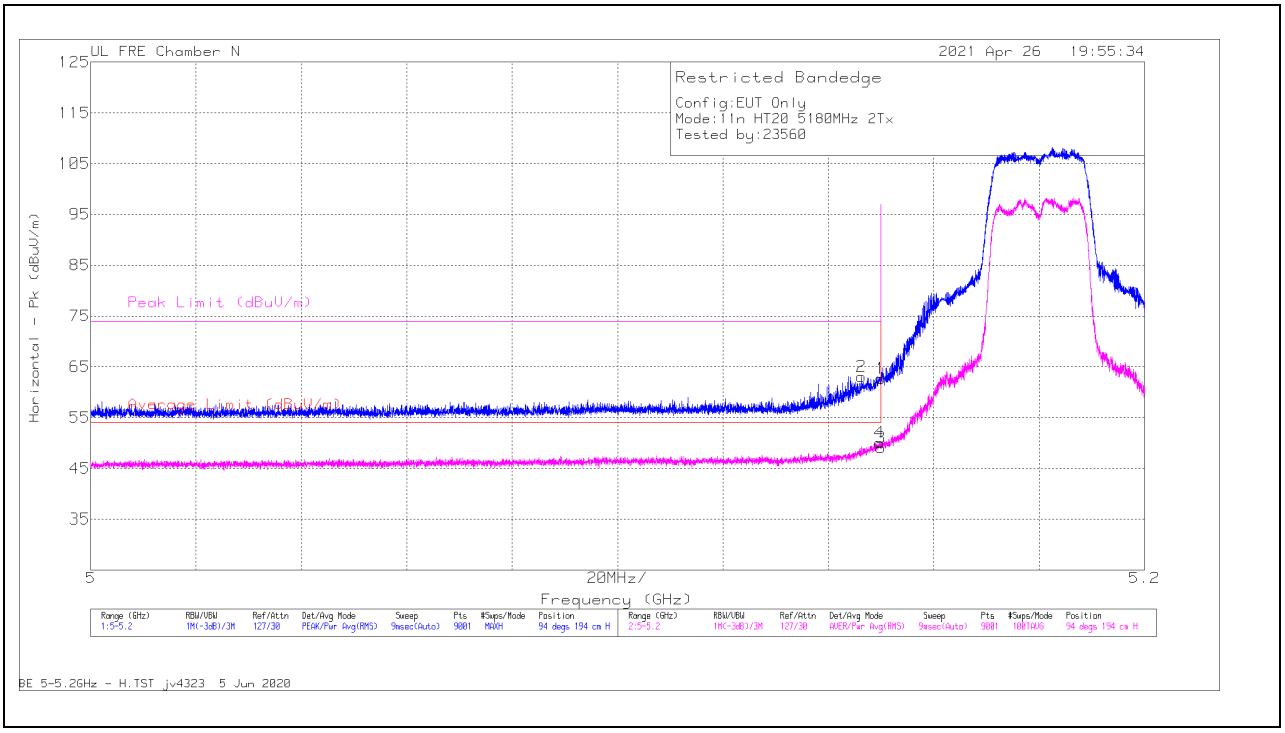

Trace Markers

Marker	Frequency (GHz)	Meter Reading (dBuV)	Det	AF PRE0213971 (dB/m)	Amp/Cbl/Fltr/Pad (dB)	DC Corr (dB)	Corrected Reading (dBuV/m)	Average Limit (dBuV/m)	Margin (dB)	Peak Limit (dBuV/m)	PK Margin (dB)	Azimuth (Degs)	Height (cm)	Polarity
2	5.14627	62.18	Pk	34.3	-33.4	0	63.08	-	-	74	-10.92	94	194	H
4	5.14973	48.51	RMS	34.3	-33.4	.63	50.04	54	-3.96	-	-	94	194	H
1	5.15	61.77	Pk	34.3	-33.4	0	62.67	-	-	74	-11.33	94	194	H
3	5.15	47.58	RMS	34.3	-33.4	.63	49.11	54	-4.89	-	-	94	194	H

Pk - Peak detector
RMS - RMS detection

UL VERIFICATION SERVICES INC.
47173 Benicia Street, Fremont, CA 94538; USA TEL:(510) 319-4000 FAX:(510) 661-0888
This report shall not be reproduced except in full, without the written approval of UL Verification Services Inc.

VERTICAL RESULT

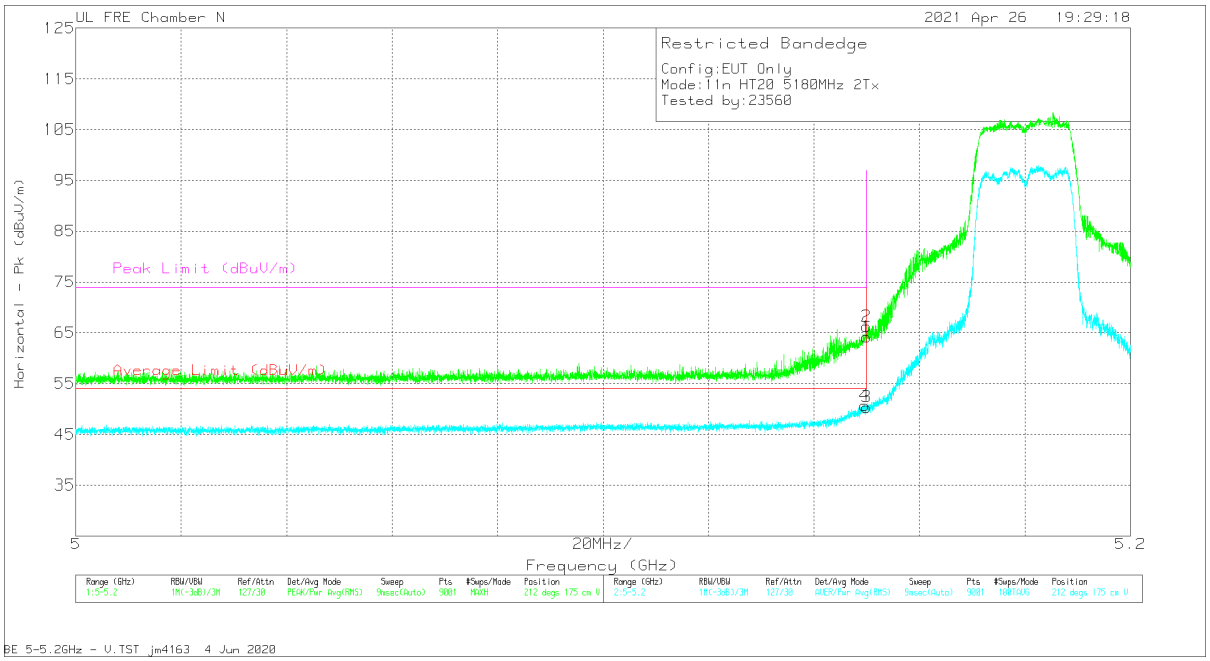

Trace Markers

Marker	Frequency (GHz)	Meter Reading (dBuV)	Det	AF PRE0213971 (dB/m)	Amp/Cbl/Fltr/Pad (dB)	DC Corr (dB)	Corrected Reading (dBuV/m)	Average Limit (dBuV/m)	Margin (dB)	Peak Limit (dBuV/m)	PK Margin (dB)	Azimuth (Degs)	Height (cm)	Polarity
4	5.14958	49.22	RMS	34.3	-33.4	.63	50.75	54	-3.25	-	-	212	175	V
2	5.14991	65.39	Pk	34.3	-33.4	0	66.29	-	-	74	-7.71	212	175	V
1	5.15	63.32	Pk	34.3	-33.4	0	64.22	-	-	74	-9.78	212	175	V
3	5.15	48.86	RMS	34.3	-33.4	.63	50.39	54	-3.61	-	-	212	175	V

Pk - Peak detector
RMS - RMS detection

UL VERIFICATION SERVICES INC.
47173 Benicia Street, Fremont, CA 94538; USA TEL:(510) 319-4000 FAX:(510) 661-0888
This report shall not be reproduced except in full, without the written approval of UL Verification Services Inc.

1.1.2. TX ABOVE 1 GHz 802.11n HT40 MODE IN THE 5.2 GHz BAND

1TX ANTENNA 6

BANDEDGE (LOW CHANNEL)

HORIZONTAL RESULT

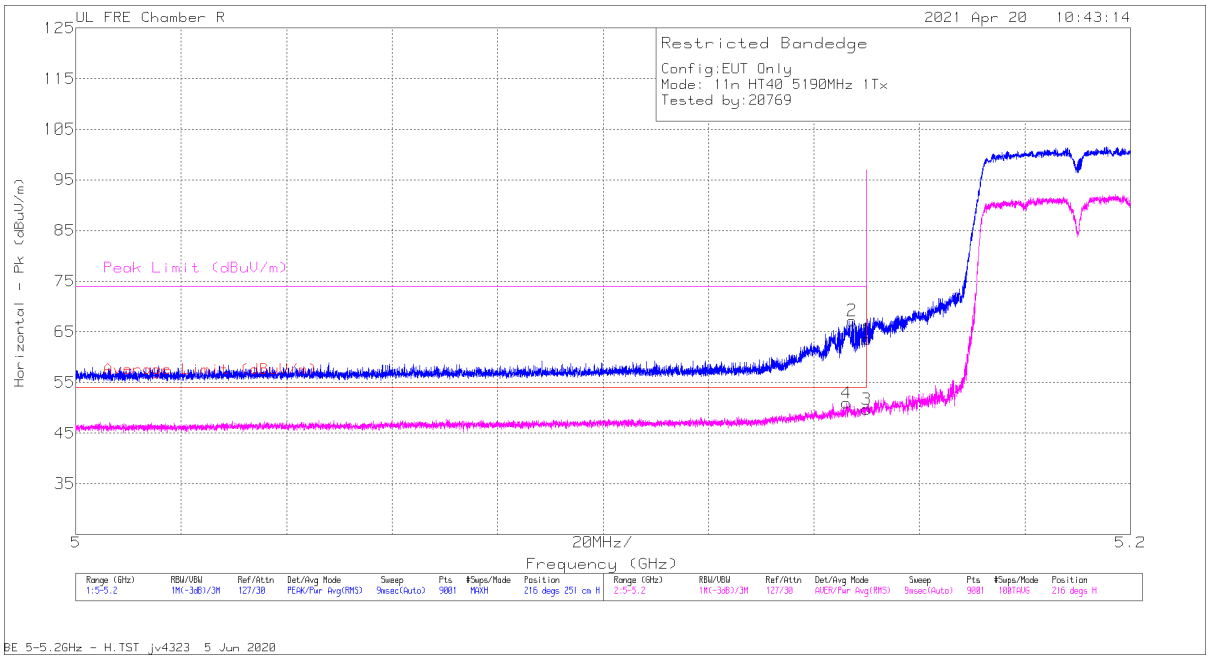

Trace Markers

Marker	Frequency (GHz)	Meter Reading (dBuV)	Det	AF PRE0213973 (dB/m)	Amp/Cbl/Fltr/Pad (dB)	DC Corr (dB)	Corrected Reading (dBuV/m)	Average Limit (dBuV/m)	Margin (dB)	Peak Limit (dBuV/m)	PK Margin (dB)	Azimuth (Degs)	Height (cm)	Polarity
4	5.1462	47.69	RMS	34.3	-31.7	.62	50.91	54	-3.09	-	-	216	251	H
2	5.1472	64.71	Pk	34.3	-31.8	0	67.21	-	-	74	-6.79	216	251	H
1	5.15	61.11	Pk	34.3	-31.8	0	63.61	-	-	74	-10.39	216	251	H
3	5.15	46.58	RMS	34.3	-31.8	.62	49.7	54	-4.3	-	-	216	251	H

Pk - Peak detector
RMS - RMS detection

UL VERIFICATION SERVICES INC.
47173 Benicia Street, Fremont, CA 94538; USA TEL:(510) 319-4000 FAX:(510) 661-0888
This report shall not be reproduced except in full, without the written approval of UL Verification Services Inc.

VERTICAL RESULT

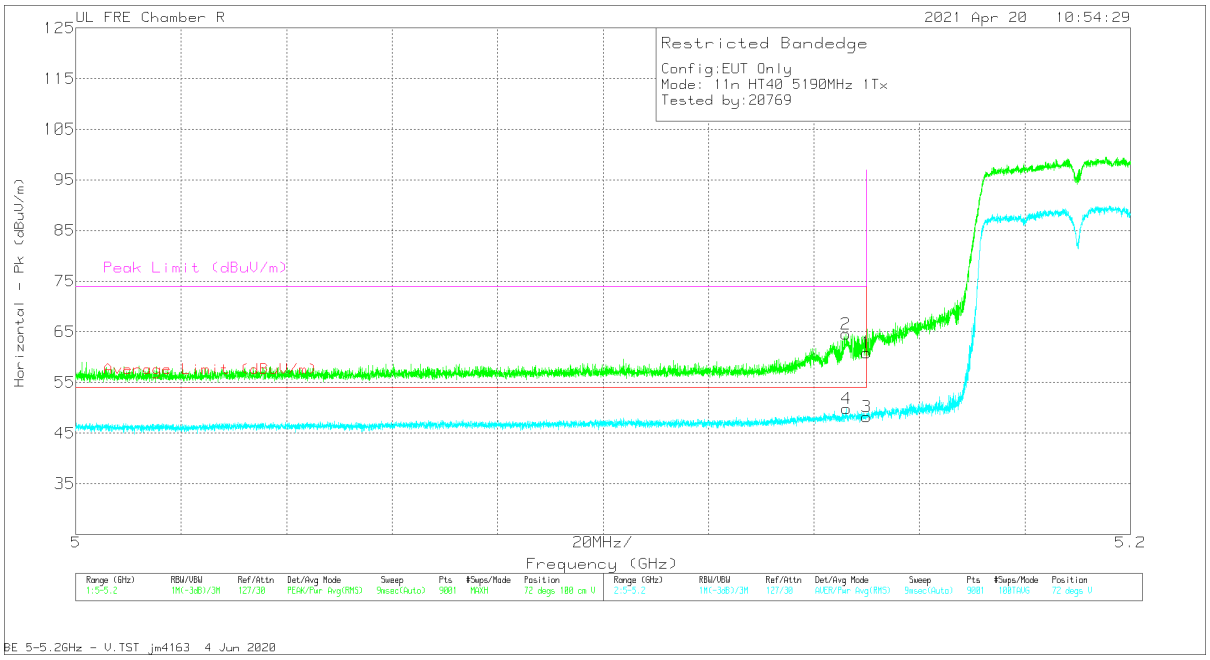

Trace Markers

Marker	Frequency (GHz)	Meter Reading (dBuV)	Det	AF PRE0213973 (dB/m)	Amp/Cbl/Fltr/Pad (dB)	DC Corr (dB)	Corrected Reading (dBuV/m)	Average Limit (dBuV/m)	Margin (dB)	Peak Limit (dBuV/m)	PK Margin (dB)	Azimuth (Degs)	Height (cm)	Polarity
2	5.14607	61.92	Pk	34.3	-31.7	0	64.52	-	-	74	-9.48	72	100	V
4	5.14615	46.61	RMS	34.3	-31.7	.62	49.83	54	-4.17	-	-	72	102	V
1	5.15	58.37	Pk	34.3	-31.8	0	60.87	-	-	74	-13.13	72	100	V
3	5.15	45.05	RMS	34.3	-31.8	.62	48.17	54	-5.83	-	-	72	102	V

Pk - Peak detector
RMS - RMS detection

UL VERIFICATION SERVICES INC.
47173 Benicia Street, Fremont, CA 94538; USA TEL:(510) 319-4000 FAX:(510) 661-0888
This report shall not be reproduced except in full, without the written approval of UL Verification Services Inc.

1TX ANTENNA 5

BANDEDGE (LOW CHANNEL)

HORIZONTAL RESULT

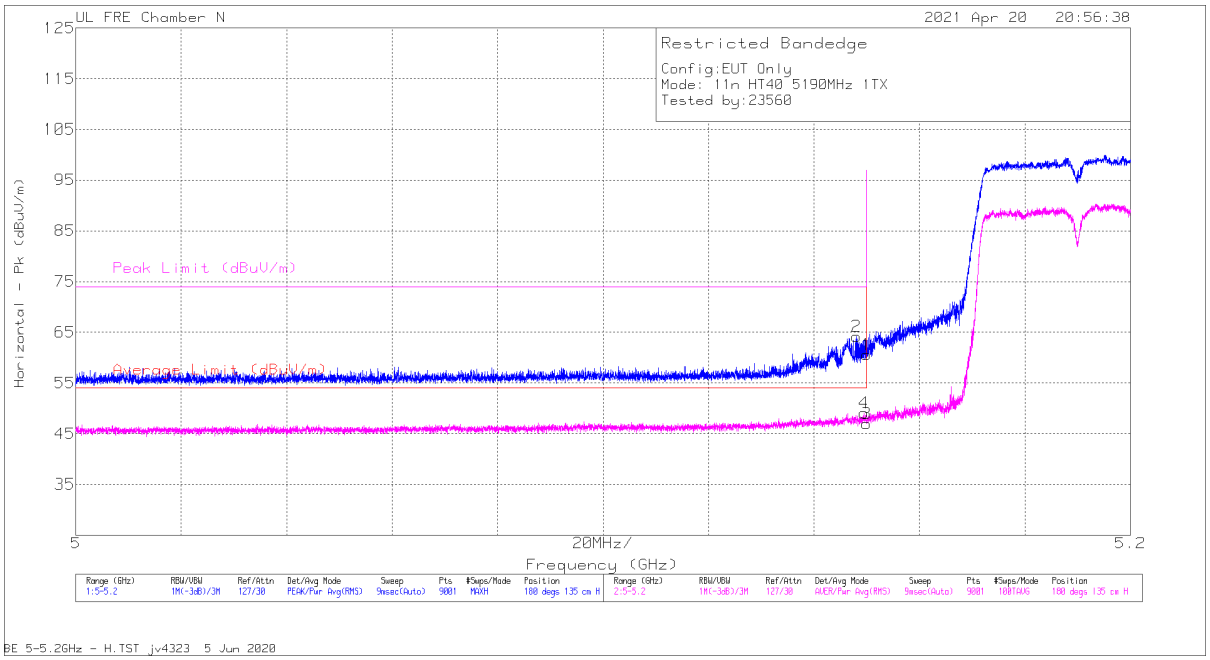

Trace Markers

Marker	Frequency (GHz)	Meter Reading (dBuV)	Det	AF PRE0213971 (dB/m)	Amp/Cbl/Fltr/Pad (dB)	DC Corr (dB)	Corrected Reading (dBuV/m)	Average Limit (dBuV/m)	Margin (dB)	Peak Limit (dBuV/m)	PK Margin (dB)	Azimuth (Degs)	Height (cm)	Polarity
2	5.14802	63.24	Pk	34.3	-33.4	0	64.14	-	-	74	-9.86	180	135	H
4	5.14944	47.54	RMS	34.3	-33.4	.62	49.06	54	-4.94	-	-	180	135	H
1	5.15	59.67	Pk	34.3	-33.4	0	60.57	-	-	74	-13.43	180	135	H
3	5.15	45.46	RMS	34.3	-33.4	.62	46.98	54	-7.02	-	-	180	135	H

Pk - Peak detector
RMS - RMS detection

UL VERIFICATION SERVICES INC.
47173 Benicia Street, Fremont, CA 94538; USA TEL:(510) 319-4000 FAX:(510) 661-0888
This report shall not be reproduced except in full, without the written approval of UL Verification Services Inc.

VERTICAL RESULT

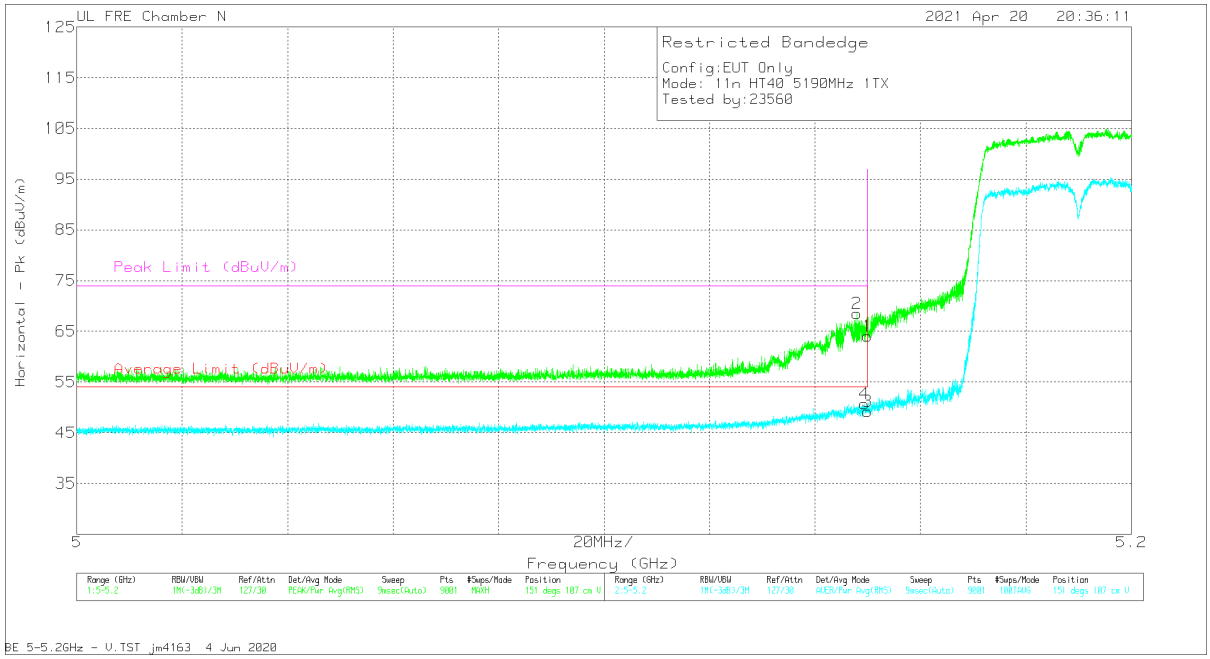

Trace Markers

Marker	Frequency (GHz)	Meter Reading (dBuV)	Det	AF PRE0213971 (dB/m)	Amp/Cbl/Fltr/Pad (dB)	DC Corr (dB)	Corrected Reading (dBuV/m)	Average Limit (dBuV/m)	Margin (dB)	Peak Limit (dBuV/m)	PK Margin (dB)	Azimuth (Degs)	Height (cm)	Polarity
2	5.148	67.65	Pk	34.3	-33.4	0	68.55	-	-	74	-5.45	151	107	V
4	5.14935	49.22	RMS	34.3	-33.4	.62	50.74	54	-3.26	-	-	151	107	V
1	5.15	63.19	Pk	34.3	-33.4	0	64.09	-	-	74	-9.91	151	107	V
3	5.15	47.7	RMS	34.3	-33.4	.62	49.22	54	-4.78	-	-	151	107	V

Pk - Peak detector
RMS - RMS detection

UL VERIFICATION SERVICES INC.
47173 Benicia Street, Fremont, CA 94538; USA TEL:(510) 319-4000 FAX:(510) 661-0888
This report shall not be reproduced except in full, without the written approval of UL Verification Services Inc.

2TX ANTENNA 6 + ANTENNA 5 CDD MODE

BANDEDGE (LOW CHANNEL)

HORIZONTAL RESULT

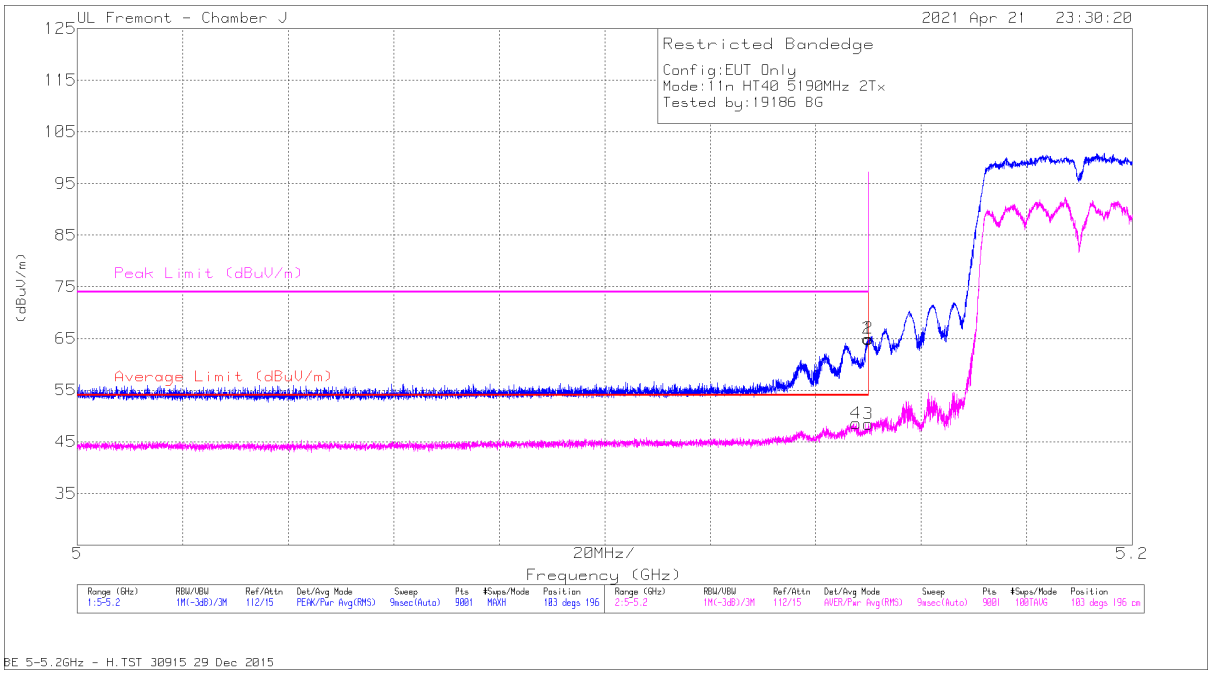

Trace Markers

Marker	Frequency (GHz)	Meter Reading (dBuV)	Det	AF PRE0100034 (dB/m)	Amp/Cbl/Fltr/Pad (dB)	DC Corr (dB)	Corrected Reading (dBuV/m)	Average Limit (dBuV/m)	Margin (dB)	Peak Limit (dBuV/m)	PK Margin (dB)	Azimuth (Degs)	Height (cm)	Polarity
1	* 5.15	51.27	Pk	34.4	-20.8	0	64.87	-	-	74	-9.13	103	196	H
2	* 5.14991	51.39	Pk	34.4	-20.8	0	64.99	-	-	74	-9.01	103	196	H
3	* 5.15	33.95	RMS	34.4	-20.8	.90	48.45	54	-5.55	-	-	103	196	H
4	* 5.14764	34.06	RMS	34.4	-20.8	.90	48.56	54	-5.44	-	-	103	196	H

* - indicates frequency in CFR47 Pt 15 / IC RSS-Restricted Band
Pk - Peak detector
RMS - RMS detection

UL VERIFICATION SERVICES INC.
47173 Benicia Street, Fremont, CA 94538; USA TEL:(510) 319-4000 FAX:(510) 661-0888
This report shall not be reproduced except in full, without the written approval of UL Verification Services Inc.

VERTICAL RESULT

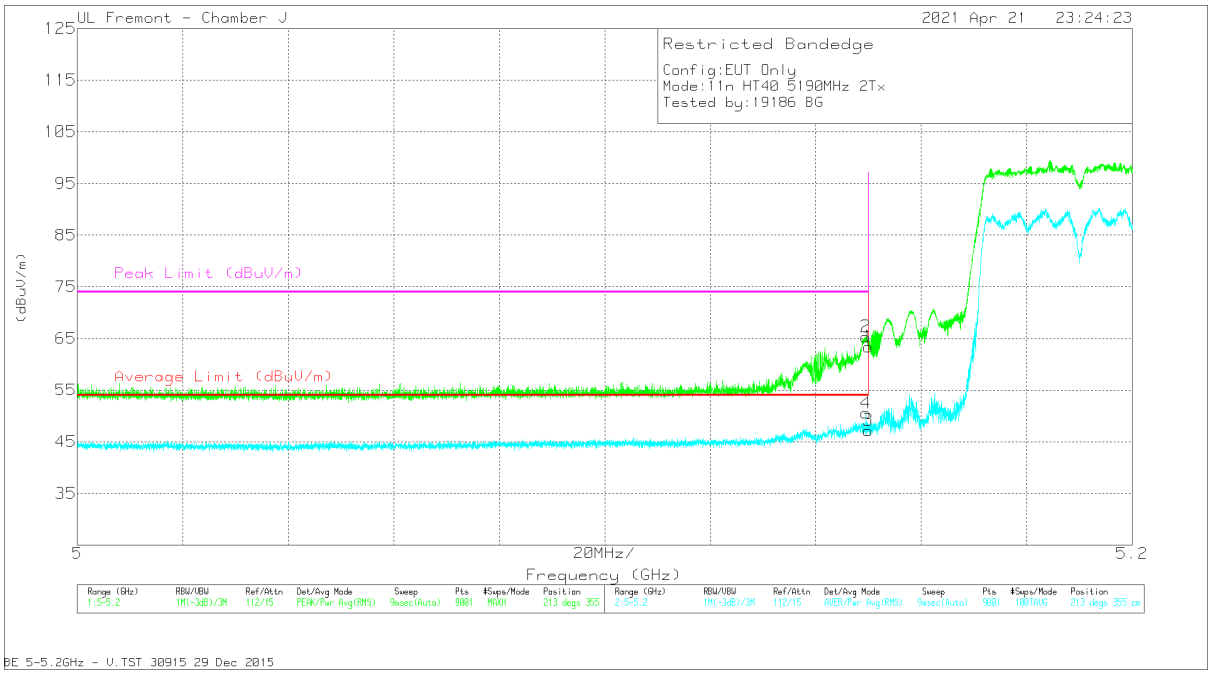

Trace Markers

Marker	Frequency (GHz)	Meter Reading (dBuV)	Det	AF PRE0100034 (dB/m)	Amp/Cbl/Fltr/Pad (dB)	DC Corr (dB)	Corrected Reading (dBuV/m)	Average Limit (dBuV/m)	Margin (dB)	Peak Limit (dBuV/m)	PK Margin (dB)	Azimuth (Degs)	Height (cm)	Polarity
1	* 5.15	49.8	Pk	34.4	-20.8	0	63.4	-	-	74	-10.6	213	355	V
2	* 5.14944	51.74	Pk	34.4	-20.8	0	65.34	-	-	74	-8.66	213	355	V
3	* 5.15	32.7	RMS	34.4	-20.8	.90	47.2	54	-6.8	-	-	213	355	V
4	* 5.14953	36.04	RMS	34.4	-20.8	.90	50.54	54	-3.46	-	-	213	355	V

* - indicates frequency in CFR47 Pt 15 / IC RSS-Restricted Band
Pk - Peak detector
RMS - RMS detection

UL VERIFICATION SERVICES INC.
47173 Benicia Street, Fremont, CA 94538; USA TEL:(510) 319-4000 FAX:(510) 661-0888
This report shall not be reproduced except in full, without the written approval of UL Verification Services Inc.

1.1.3. TX ABOVE 1 GHz 802.11ac VHT80 MODE IN THE 5.2 GHz BAND

1TX ANTENNA 6

BANDEDGE (MID CHANNEL)

HORIZONTAL RESULT

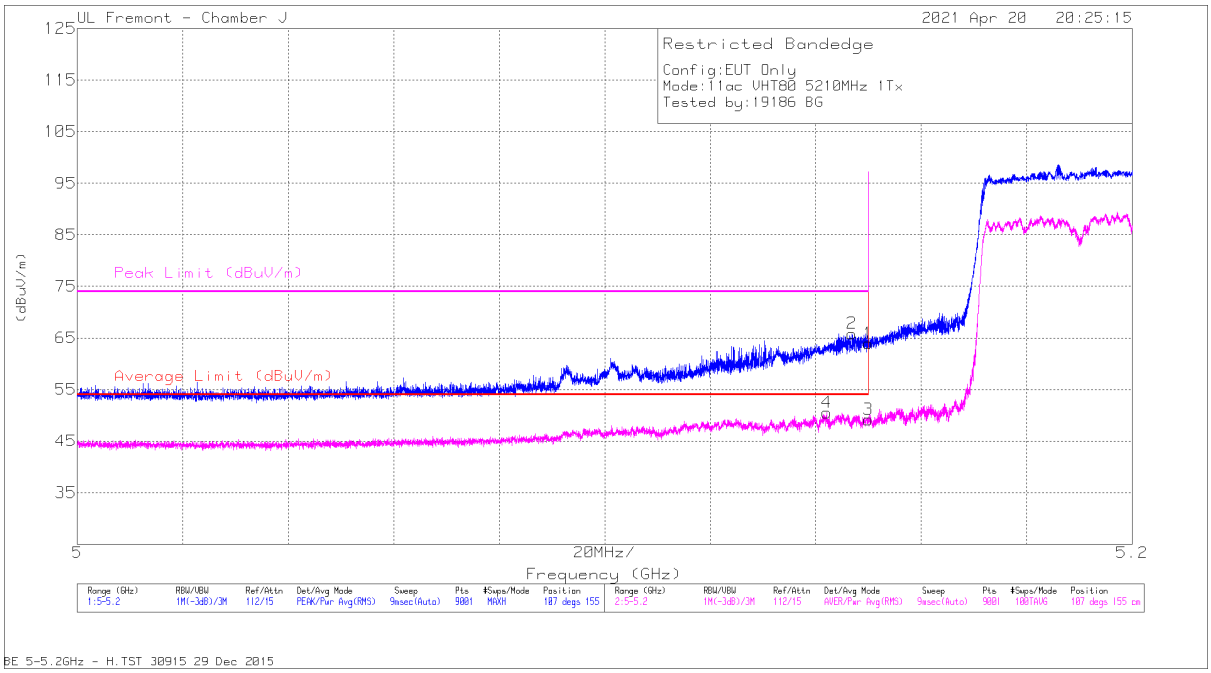

Trace Markers

Marker	Frequency (GHz)	Meter Reading (dBuV)	Det	AF PRE0100034 (dB/m)	Amp/Cbl/Fltr/Pad (dB)	DC Corr (dB)	Corrected Reading (dBuV/m)	Average Limit (dBuV/m)	Margin (dB)	Peak Limit (dBuV/m)	PK Margin (dB)	Azimuth (Degs)	Height (cm)	Polarity
1	* 5.15	50.36	Pk	34.4	-20.8	0	63.96	-	-	74	-10.04	107	155	H
2	* 5.14687	52.24	Pk	34.4	-20.8	0	65.84	-	-	74	-8.16	107	155	H
3	* 5.15	34.49	RMS	34.4	-20.8	1.09	49.18	54	-4.82	-	-	107	155	H
4	* 5.14211	35.84	RMS	34.4	-20.8	1.09	50.53	54	-3.47	-	-	107	155	H

* - indicates frequency in CFR47 Pt 15 / IC RSS-Restricted Band
Pk - Peak detector
RMS - RMS detection

UL VERIFICATION SERVICES INC.
47173 Benicia Street, Fremont, CA 94538; USA TEL:(510) 319-4000 FAX:(510) 661-0888
This report shall not be reproduced except in full, without the written approval of UL Verification Services Inc.

VERTICAL RESULT

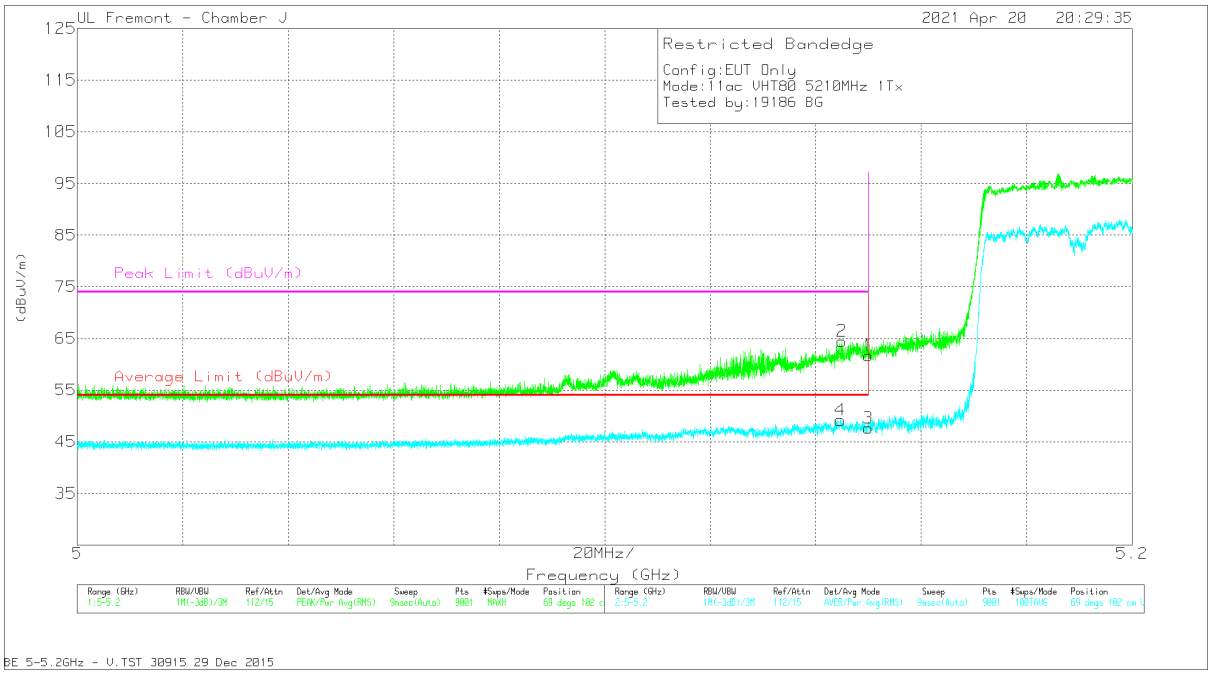

Trace Markers

Marker	Frequency (GHz)	Meter Reading (dBuV)	Det	AF PRE0100034 (dB/m)	Amp/Cbl/Fltr/Pad (dB)	DC Corr (dB)	Corrected Reading (dBuV/m)	Average Limit (dBuV/m)	Margin (dB)	Peak Limit (dBuV/m)	PK Margin (dB)	Azimuth (Degs)	Height (cm)	Polarity
1	* 5.15	48.09	Pk	34.4	-20.8	0	61.69	-	-	74	-12.31	69	102	V
2	* 5.14495	50.87	Pk	34.4	-20.8	0	64.47	-	-	74	-9.53	69	102	V
3	* 5.15	32.92	RMS	34.4	-20.8	1.09	47.61	54	-6.39	-	-	69	102	V
4	* 5.14467	34.49	RMS	34.4	-20.8	1.09	49.18	54	-4.82	-	-	69	102	V

* - indicates frequency in CFR47 Pt 15 / IC RSS-Restricted Band
Pk - Peak detector
RMS - RMS detection

UL VERIFICATION SERVICES INC.
47173 Benicia Street, Fremont, CA 94538; USA TEL:(510) 319-4000 FAX:(510) 661-0888
This report shall not be reproduced except in full, without the written approval of UL Verification Services Inc.

1TX ANTENNA 5

BANDEDGE (MID CHANNEL)

HORIZONTAL RESULT

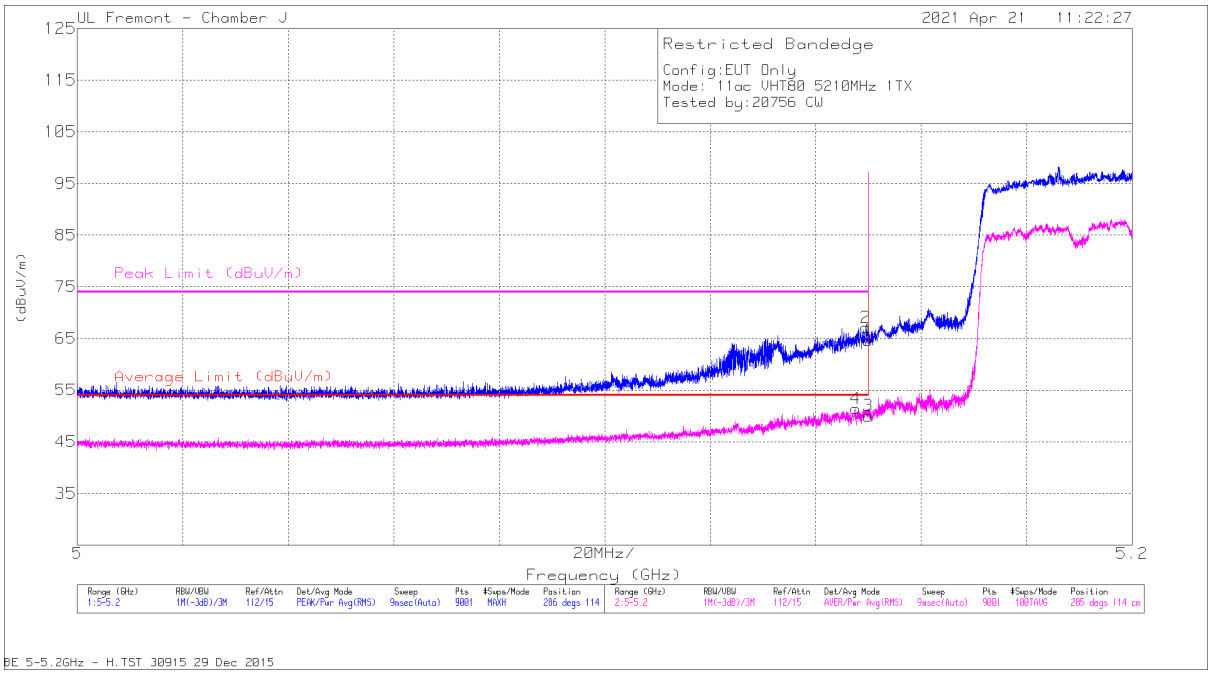

Trace Markers

Marker	Frequency (GHz)	Meter Reading (dBuV)	Det	AF PRE0100034 (dB/m)	Amp/Cbl/Fltr/Pad (dB)	DC Corr (dB)	Corrected Reading (dBuV/m)	Average Limit (dBuV/m)	Margin (dB)	Peak Limit (dBuV/m)	PK Margin (dB)	Azimuth (Degs)	Height (cm)	Polarity
1	* 5.15	50.98	Pk	34.4	-20.8	0	64.58	-	-	74	-9.42	286	114	H
2	* 5.14944	53.51	Pk	34.4	-20.8	0	67.11	-	-	74	-6.89	286	114	H
3	* 5.15	35.36	RMS	34.4	-20.8	1.09	50.05	54	-3.95	-	-	285	114	H
4	* 5.14755	36.74	RMS	34.4	-20.8	1.09	51.43	54	-2.57	-	-	285	114	H

* - indicates frequency in CFR47 Pt 15 / IC RSS-Restricted Band
Pk - Peak detector
RMS - RMS detection

UL VERIFICATION SERVICES INC.
47173 Benicia Street, Fremont, CA 94538; USA TEL:(510) 319-4000 FAX:(510) 661-0888
This report shall not be reproduced except in full, without the written approval of UL Verification Services Inc.

VERTICAL RESULT

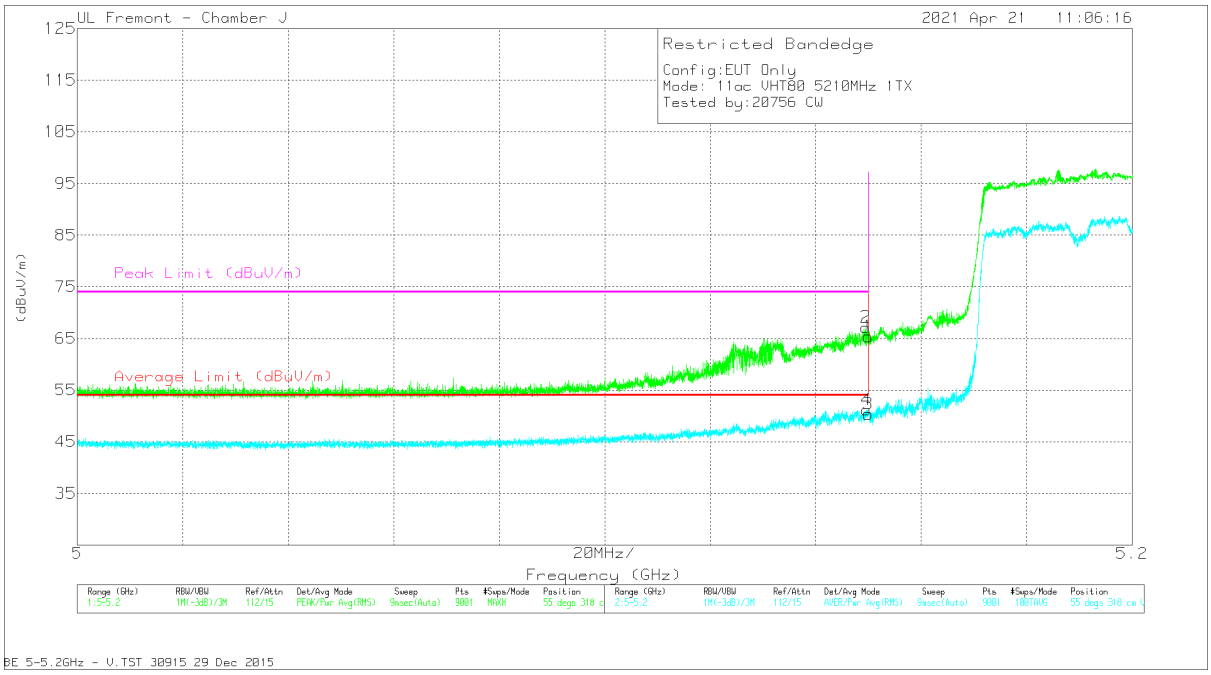

Trace Markers

Marker	Frequency (GHz)	Meter Reading (dBuV)	Det	AF PRE0100034 (dB/m)	Amp/Cbl/Fltr/Pad (dB)	DC Corr (dB)	Corrected Reading (dBuV/m)	Average Limit (dBuV/m)	Margin (dB)	Peak Limit (dBuV/m)	PK Margin (dB)	Azimuth (Degs)	Height (cm)	Polarity
1	* 5.15	51.78	Pk	34.4	-20.8	0	65.38	-	-	74	-8.62	55	318	V
2	* 5.14951	53.54	Pk	34.4	-20.8	0	67.14	-	-	74	-6.86	55	318	V
3	* 5.15	35.7	RMS	34.4	-20.8	1.09	50.39	54	-3.61	-	-	55	318	V
4	* 5.14958	36.47	RMS	34.4	-20.8	1.09	51.16	54	-2.84	-	-	55	318	V

* - indicates frequency in CFR47 Pt 15 / IC RSS-Restricted Band
Pk - Peak detector
RMS - RMS detection

UL VERIFICATION SERVICES INC.
47173 Benicia Street, Fremont, CA 94538; USA TEL:(510) 319-4000 FAX:(510) 661-0888
This report shall not be reproduced except in full, without the written approval of UL Verification Services Inc.

2TX ANTENNA 6 + ANTENNA 5 CDD MODE

BANDEDGE (MID CHANNEL)

HORIZONTAL RESULT

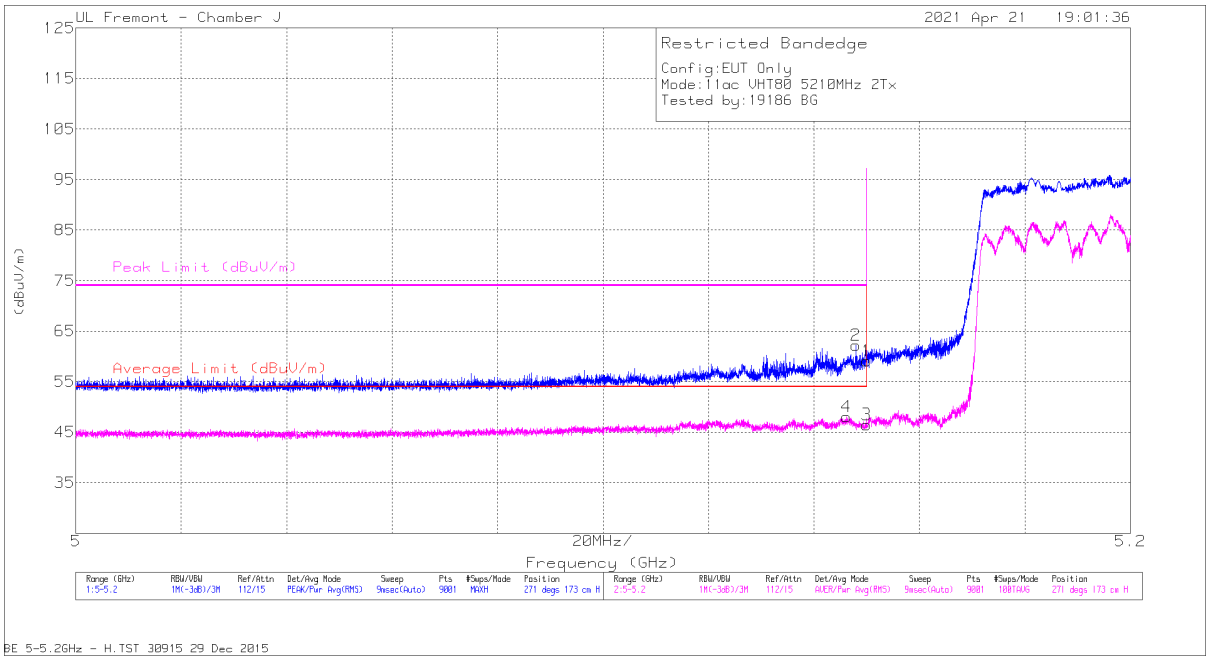

Trace Markers

Marker	Frequency (GHz)	Meter Reading (dBuV)	Det	AF PRE0100034 (dB/m)	Amp/Cbl/Fltr/Pad (dB)	DC Corr (dB)	Corrected Reading (dBuV/m)	Average Limit (dBuV/m)	Margin (dB)	Peak Limit (dBuV/m)	PK Margin (dB)	Azimuth (Degs)	Height (cm)	Polarity
1	* 5.15	45.48	Pk	34.4	-20.8	0	59.08	-	-	74	-14.92	271	173	H
2	* 5.14789	48.59	Pk	34.4	-20.8	0	62.19	-	-	74	-11.81	271	173	H
3	* 5.15	31.57	RMS	34.4	-20.8	1.33	46.5	54	-7.5	-	-	271	173	H
4	* 5.14618	33.16	RMS	34.4	-20.8	1.33	48.09	54	-5.91	-	-	271	173	H

* - indicates frequency in CFR47 Pt 15 / IC RSS-Restricted Band
Pk - Peak detector
RMS - RMS detection

UL VERIFICATION SERVICES INC.
47173 Benicia Street, Fremont, CA 94538; USA TEL:(510) 319-4000 FAX:(510) 661-0888
This report shall not be reproduced except in full, without the written approval of UL Verification Services Inc.

VERTICAL RESULT

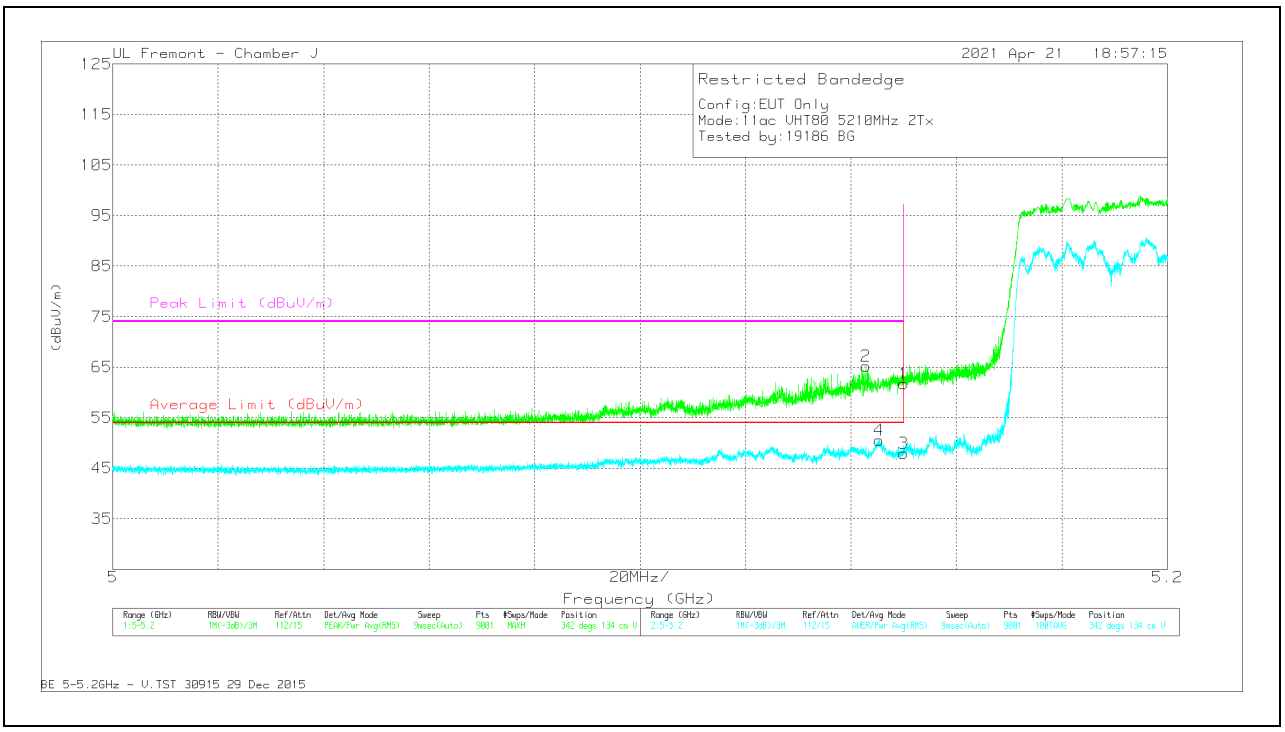

Trace Markers

Marker	Frequency (GHz)	Meter Reading (dBuV)	Det	AF PRE0100034 (dB/m)	Amp/Cbl/Fltr/Pad (dB)	DC Corr (dB)	Corrected Reading (dBuV/m)	Average Limit (dBuV/m)	Margin (dB)	Peak Limit (dBuV/m)	PK Margin (dB)	Azimuth (Degs)	Height (cm)	Polarity
1	* 5.15	48.15	Pk	34.4	-20.8	0	61.75	-	-	74	-12.25	342	134	V
2	* 5.14284	51.54	Pk	34.4	-20.8	0	65.14	-	-	74	-8.86	342	134	V
3	* 5.15	33.02	RMS	34.4	-20.8	1.33	47.95	54	-6.05	-	-	342	134	V
4	* 5.14531	35.63	RMS	34.4	-20.8	1.33	50.56	54	-3.44	-	-	342	134	V

* - indicates frequency in CFR47 Pt 15 / IC RSS-Restricted Band
Pk - Peak detector
RMS - RMS detection

UL VERIFICATION SERVICES INC.
47173 Benicia Street, Fremont, CA 94538; USA TEL:(510) 319-4000 FAX:(510) 661-0888
This report shall not be reproduced except in full, without the written approval of UL Verification Services Inc.

1.1.4. TX ABOVE 1 GHz 802.11ax HE20 MODE IN THE 5.2 GHz BAND

1TX ANTENNA 6 – 242 Tones, RU Index 61

BANDEDGE (LOW CHANNEL)

HORIZONTAL RESULT

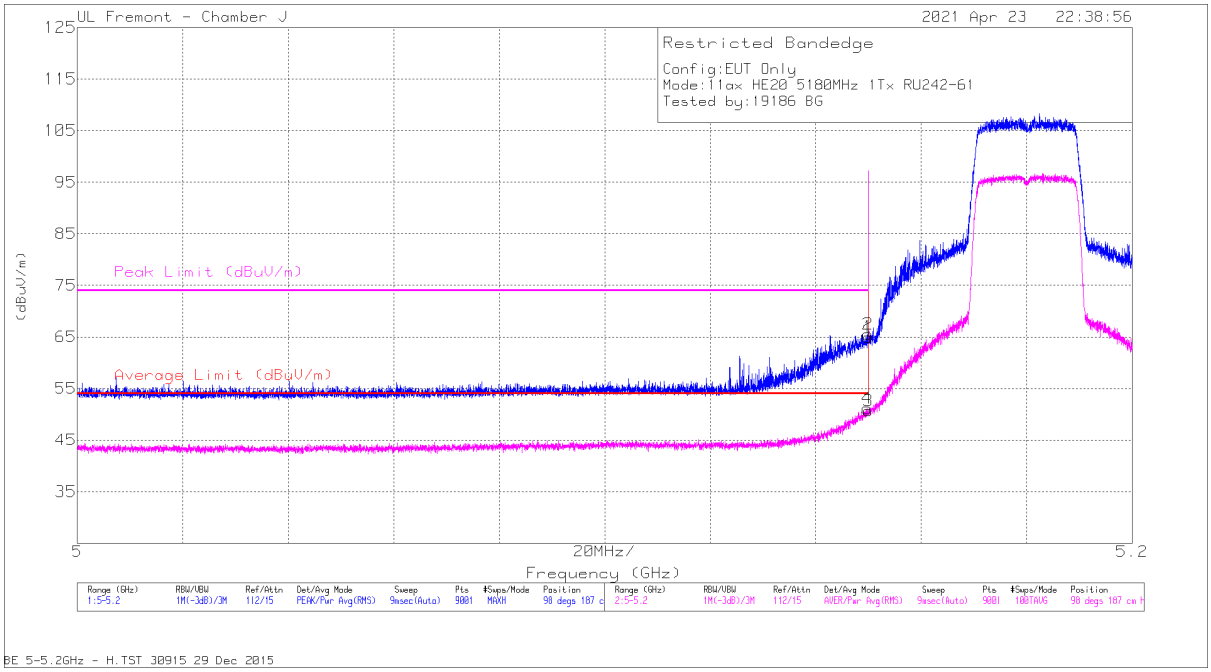

Trace Markers

Marker	Frequency (GHz)	Meter Reading (dBuV)	Det	AF PRE0100034 (dB/m)	Amp/Cbl/Fltr/Pad (dB)	DC Corr (dB)	Corrected Reading (dBuV/m)	Average Limit (dBuV/m)	Margin (dB)	Peak Limit (dBuV/m)	PK Margin (dB)	Azimuth (Degs)	Height (cm)	Polarity
1	* 5.15	51.35	Pk	34.4	-20.8	0	64.95	-	-	74	-9.05	98	187	H
2	* 5.14989	51.93	Pk	34.4	-20.8	0	65.53	-	-	74	-8.47	98	187	H
3	* 5.15	36.93	RMS	34.4	-20.8	.13	50.66	54	-3.34	-	-	98	187	H
4	* 5.14973	37.4	RMS	34.4	-20.8	.13	51.13	54	-2.87	-	-	98	187	H

* - indicates frequency in CFR47 Pt 15 / IC RSS-Restricted Band
Pk - Peak detector
RMS - RMS detection

UL VERIFICATION SERVICES INC.
47173 Benicia Street, Fremont, CA 94538; USA TEL:(510) 319-4000 FAX:(510) 661-0888
This report shall not be reproduced except in full, without the written approval of UL Verification Services Inc.

VERTICAL RESULT

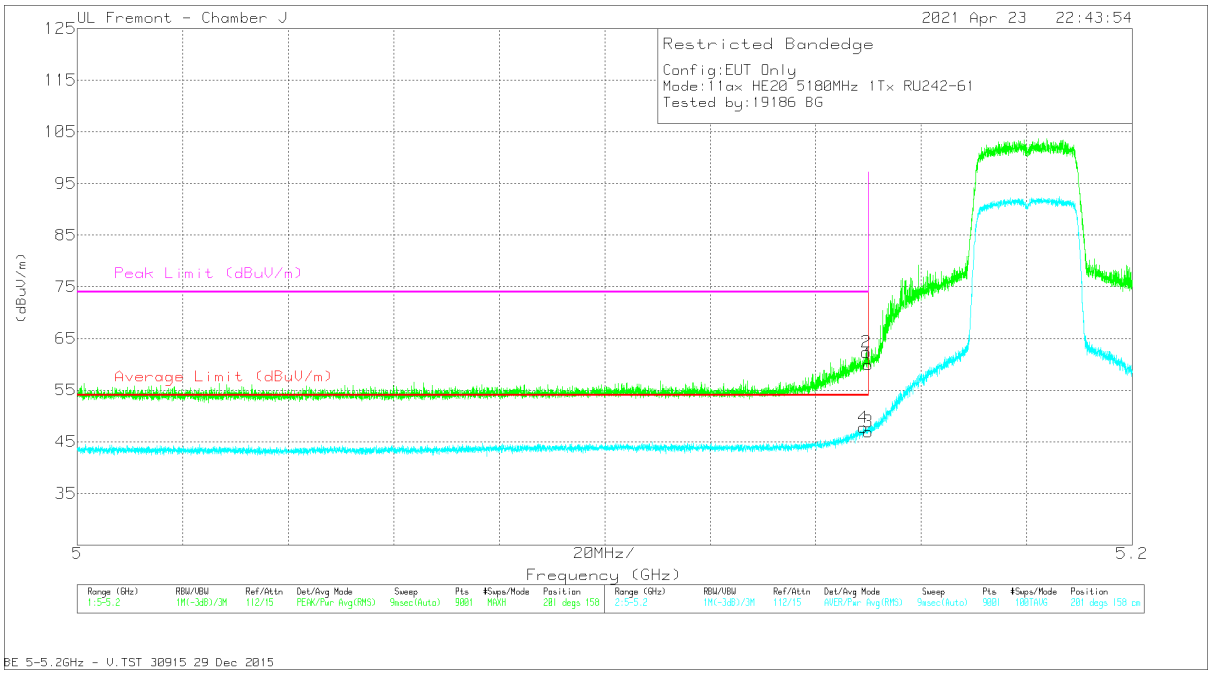

Trace Markers

Marker	Frequency (GHz)	Meter Reading (dBuV)	Det	AF PRE0100034 (dB/m)	Amp/Cbl/Fltr/Pad (dB)	DC Corr (dB)	Corrected Reading (dBuV/m)	Average Limit (dBuV/m)	Margin (dB)	Peak Limit (dBuV/m)	PK Margin (dB)	Azimuth (Degs)	Height (cm)	Polarity
1	* 5.15	46.36	Pk	34.4	-20.8	0	59.96	-	-	74	-14.04	201	158	V
2	* 5.1496	48.73	Pk	34.4	-20.8	0	62.33	-	-	74	-11.67	201	158	V
3	* 5.15	33.19	RMS	34.4	-20.8	.13	46.92	54	-7.08	-	-	201	158	V
4	* 5.149	34.03	RMS	34.4	-20.8	.13	47.76	54	-6.24	-	-	201	158	V

* - indicates frequency in CFR47 Pt 15 / IC RSS-Restricted Band
Pk - Peak detector
RMS - RMS detection

UL VERIFICATION SERVICES INC.
47173 Benicia Street, Fremont, CA 94538; USA TEL:(510) 319-4000 FAX:(510) 661-0888
This report shall not be reproduced except in full, without the written approval of UL Verification Services Inc.

1TX ANTENNA 6 – 26 Tones, RU Index 0

BANDEDGE (LOW CHANNEL)

HORIZONTAL RESULT

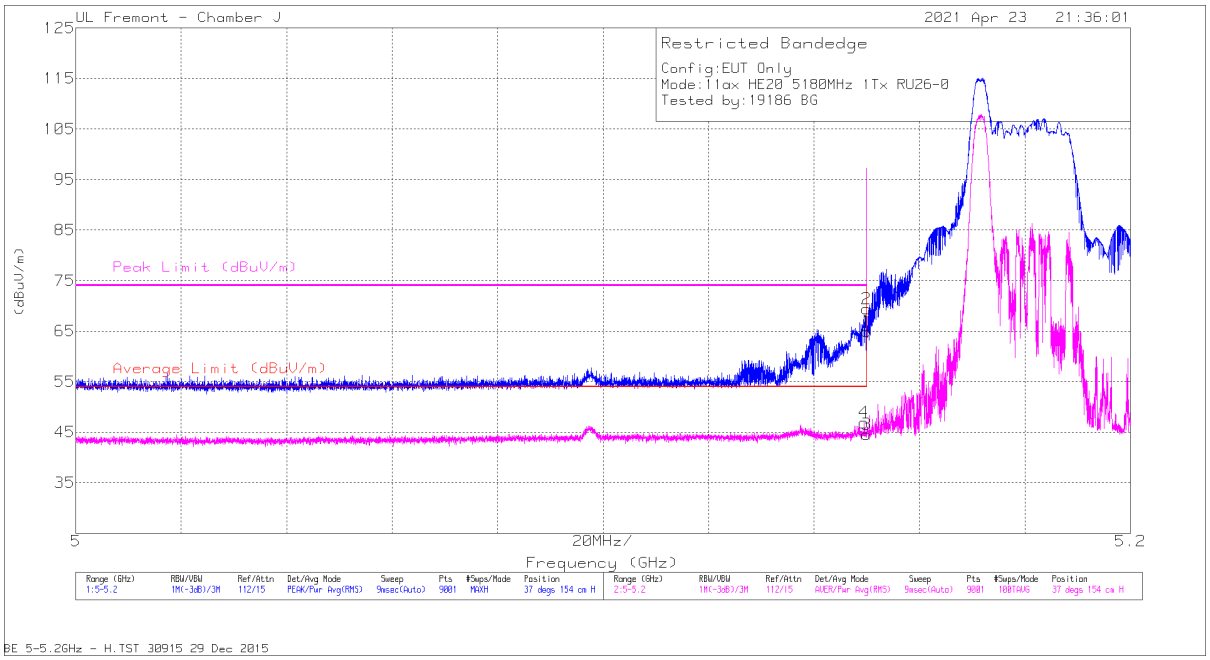

Trace Markers

Marker	Frequency (GHz)	Meter Reading (dBuV)	Det	AF PRE0100034 (dB/m)	Amp/Cbl/Fltr/Pad (dB)	DC Corr (dB)	Corrected Reading (dBuV/m)	Average Limit (dBuV/m)	Margin (dB)	Peak Limit (dBuV/m)	PK Margin (dB)	Azimuth (Degs)	Height (cm)	Polarity
1	* 5.15	51.39	Pk	34.4	-20.8	0	64.99	-	-	74	-9.01	37	154	H
2	* 5.14991	55.85	Pk	34.4	-20.8	0	69.45	-	-	74	-4.55	37	154	H
3	* 5.15	30.95	RMS	34.4	-20.8	.13	44.68	54	-9.32	-	-	37	154	H
4	* 5.14951	33.28	RMS	34.4	-20.8	.13	47.01	54	-6.99	-	-	37	154	H

* - indicates frequency in CFR47 Pt 15 / IC RSS-Restricted Band
Pk - Peak detector
RMS - RMS detection

UL VERIFICATION SERVICES INC.
47173 Benicia Street, Fremont, CA 94538; USA TEL:(510) 319-4000 FAX:(510) 661-0888
This report shall not be reproduced except in full, without the written approval of UL Verification Services Inc.

VERTICAL RESULT

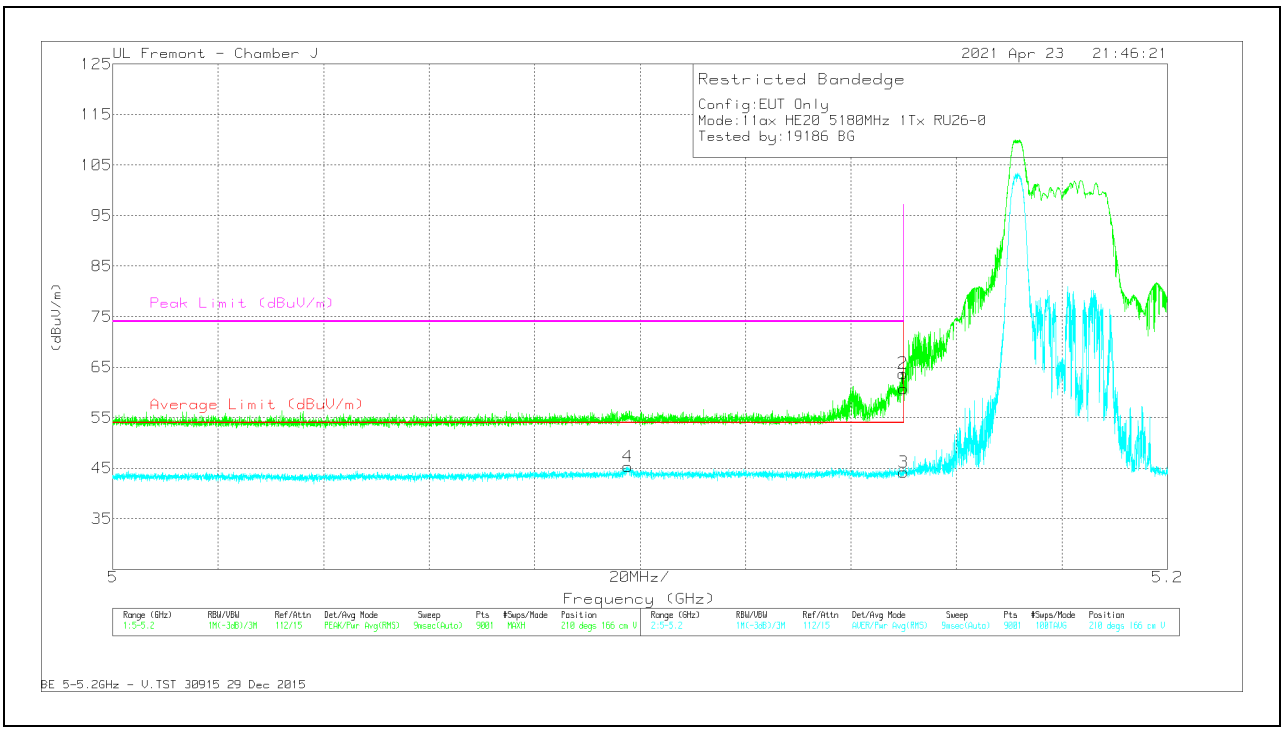

Trace Markers

Marker	Frequency (GHz)	Meter Reading (dBuV)	Det	AF PRE0100034 (dB/m)	Amp/Cbl/Fltr/Pad (dB)	DC Corr (dB)	Corrected Reading (dBuV/m)	Average Limit (dBuV/m)	Margin (dB)	Peak Limit (dBuV/m)	PK Margin (dB)	Azimuth (Degs)	Height (cm)	Polarity
1	* 5.15	47.18	Pk	34.4	-20.8	0	60.78	-	-	74	-13.22	210	166	V
2	* 5.14987	50.16	Pk	34.4	-20.8	0	63.76	-	-	74	-10.24	210	166	V
3	* 5.15	30.56	RMS	34.4	-20.8	.13	44.29	54	-9.71	-	-	210	166	V
4	* 5.09771	31.74	RMS	34.4	-20.8	.13	45.47	54	-8.53	-	-	210	166	V

* - indicates frequency in CFR47 Pt 15 / IC RSS-Restricted Band
Pk - Peak detector
RMS - RMS detection

UL VERIFICATION SERVICES INC.
47173 Benicia Street, Fremont, CA 94538; USA TEL:(510) 319-4000 FAX:(510) 661-0888
This report shall not be reproduced except in full, without the written approval of UL Verification Services Inc.

1TX ANTENNA 5 – 242 Tones, RU Index 61

BANDEDGE (LOW CHANNEL)

HORIZONTAL RESULT

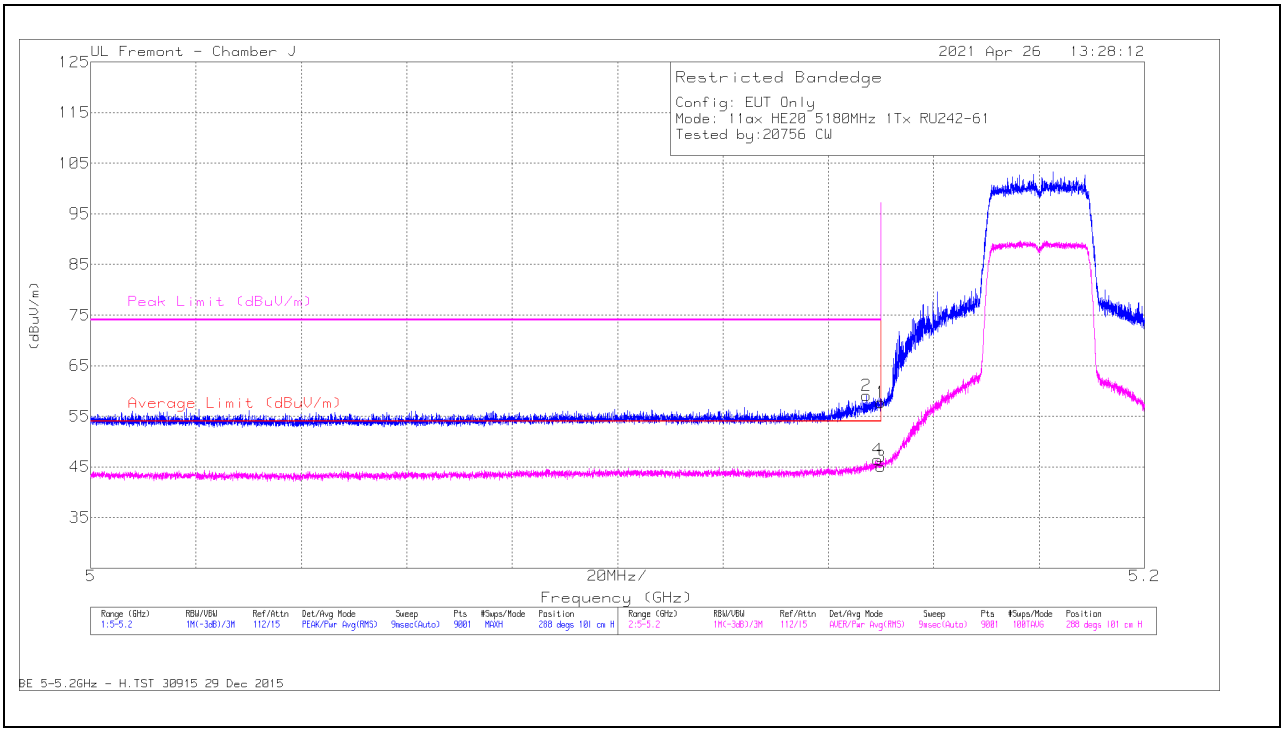

Marker	Frequency (GHz)	Meter Reading (dBuV)	Det	AF PRE0100034 (dB/m)	Amp/Cbl/Fltr/Pad (dB)	DC Corr (dB)	Corrected Reading (dBuV/m)	Average Limit (dBuV/m)	Margin (dB)	Peak Limit (dBuV/m)	PK Margin (dB)	Azimuth (Degs)	Height (cm)	Polarity
1	* 5.15	44.1	Pk	34.4	-20.8	0	57.7	-	-	74	-16.3	288	101	H
2	* 5.14724	45.48	Pk	34.4	-20.8	0	59.08	-	-	74	-14.92	288	101	H
3	* 5.15	31.49	RMS	34.4	-20.8	.13	45.22	54	-8.78	-	-	288	101	H
4	* 5.14935	32.81	RMS	34.4	-20.8	.13	46.54	54	-7.46	-	-	288	101	H

* - indicates frequency in CFR47 Pt 15 / IC RSS-Restricted Band
Pk - Peak detector
RMS - RMS detection

UL VERIFICATION SERVICES INC.
47173 Benicia Street, Fremont, CA 94538; USA TEL:(510) 319-4000 FAX:(510) 661-0888
This report shall not be reproduced except in full, without the written approval of UL Verification Services Inc.

VERTICAL RESULT

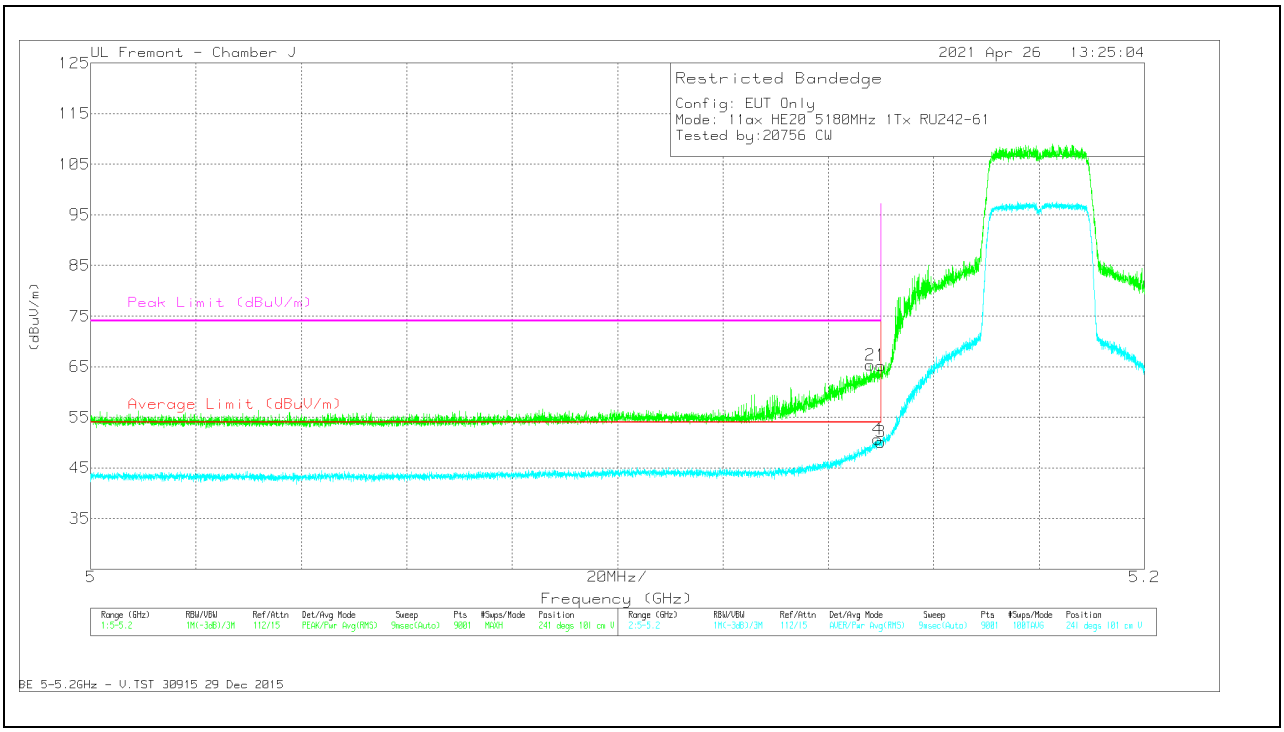

Marker	Frequency (GHz)	Meter Reading (dBuV)	Det	AF PRE0100034 (dB/m)	Amp/Cbl/Fltr/Pad (dB)	DC Corr (dB)	Corrected Reading (dBuV/m)	Average Limit (dBuV/m)	Margin (dB)	Peak Limit (dBuV/m)	PK Margin (dB)	Azimuth (Degs)	Height (cm)	Polarity
1	* 5.15	51.65	Pk	34.4	-20.8	0	65.25	-	-	74	-8.75	241	101	V
2	* 5.148	51.72	Pk	34.4	-20.8	0	65.32	-	-	74	-8.68	241	101	V
3	* 5.15	36.51	RMS	34.4	-20.8	.13	50.24	54	-3.76	-	-	241	101	V
4	* 5.1494	37.05	RMS	34.4	-20.8	.13	50.78	54	-3.22	-	-	241	101	V

* - indicates frequency in CFR47 Pt 15 / IC RSS-Restricted Band
Pk - Peak detector
RMS - RMS detection

UL VERIFICATION SERVICES INC.
47173 Benicia Street, Fremont, CA 94538; USA TEL:(510) 319-4000 FAX:(510) 661-0888
This report shall not be reproduced except in full, without the written approval of UL Verification Services Inc.

1TX ANTENNA 5 – 26 Tones, RU Index 0

BANDEDGE (LOW CHANNEL)

HORIZONTAL RESULT

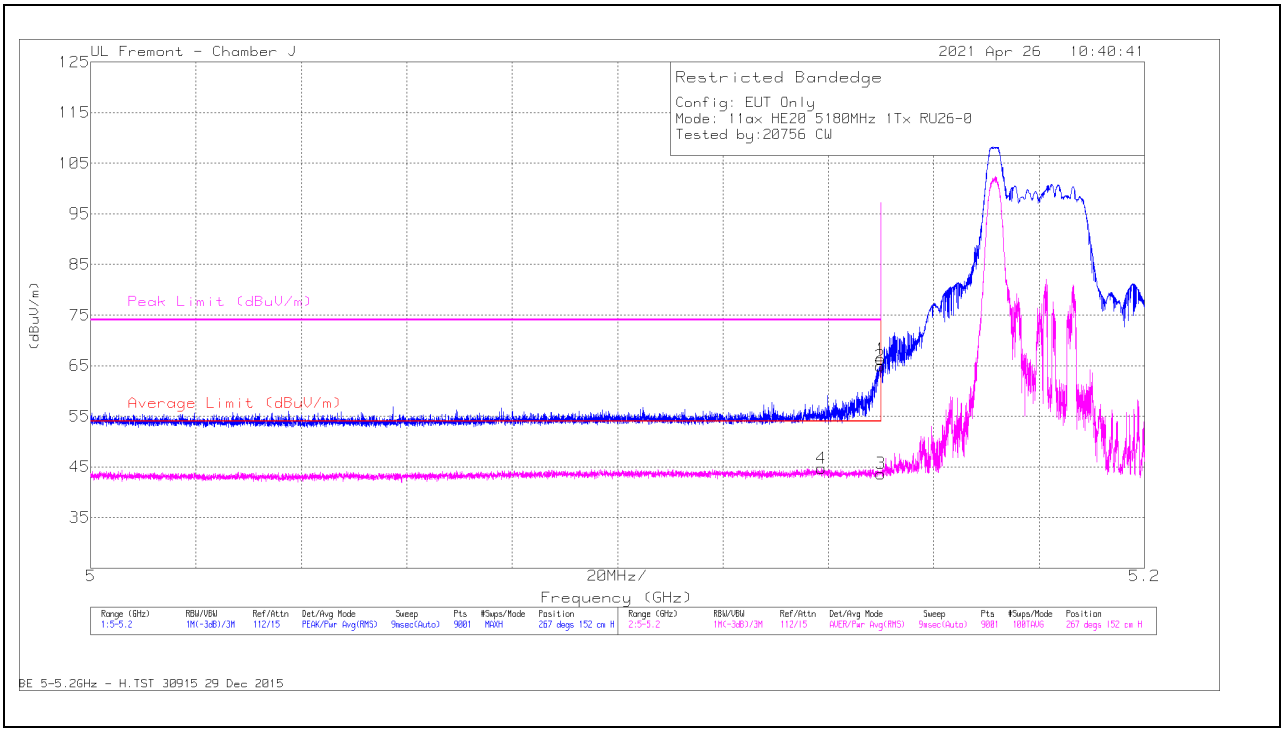

Marker	Frequency (GHz)	Meter Reading (dBuV)	Det	AF PRE0100034 (dB/m)	Amp/Cbl/Fltr/Pad (dB)	DC Corr (dB)	Corrected Reading (dBuV/m)	Average Limit (dBuV/m)	Margin (dB)	Peak Limit (dBuV/m)	PK Margin (dB)	Azimuth (Degs)	Height (cm)	Polarity
1	* 5.15	52.72	Pk	34.4	-20.8	0	66.32	-	-	74	-7.68	267	152	H
2	* 5.1498	51.31	Pk	34.4	-20.8	0	64.91	-	-	74	-9.09	267	152	H
3	* 5.15	30.05	RMS	34.4	-20.8	.13	43.78	54	-10.22	-	-	267	152	H
4	* 5.13867	31.01	RMS	34.5	-20.8	.13	44.84	54	-9.16	-	-	267	152	H

* - indicates frequency in CFR47 Pt 15 / IC RSS-Restricted Band
Pk - Peak detector
RMS - RMS detection

UL VERIFICATION SERVICES INC.
47173 Benicia Street, Fremont, CA 94538; USA TEL:(510) 319-4000 FAX:(510) 661-0888
This report shall not be reproduced except in full, without the written approval of UL Verification Services Inc.

VERTICAL RESULT

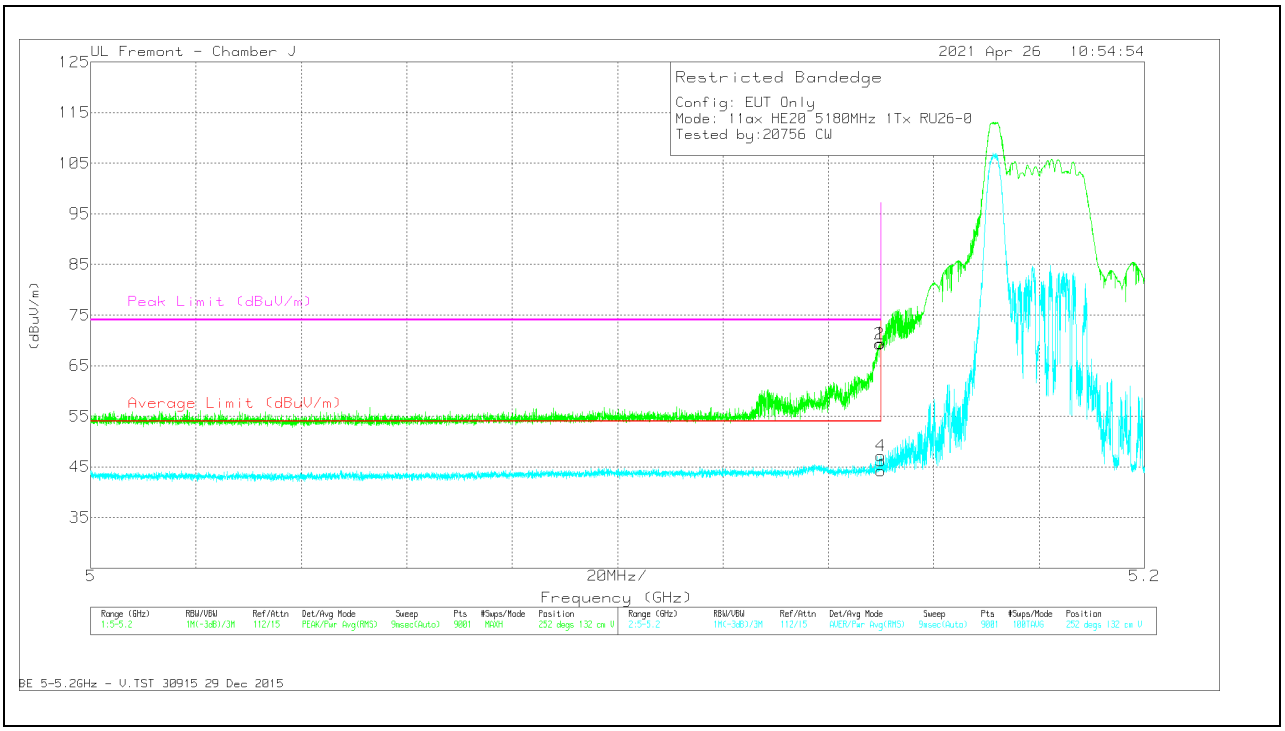

Marker	Frequency (GHz)	Meter Reading (dBuV)	Det	AF PRE0100034 (dB/m)	Amp/Cbl/Fltr/Pad (dB)	DC Corr (dB)	Corrected Reading (dBuV/m)	Average Limit (dBuV/m)	Margin (dB)	Peak Limit (dBuV/m)	PK Margin (dB)	Azimuth (Degs)	Height (cm)	Polarity
1	* 5.15	55.77	Pk	34.4	-20.8	0	69.37	-	-	74	-4.63	252	132	V
2	* 5.14978	55.67	Pk	34.4	-20.8	0	69.27	-	-	74	-4.73	252	132	V
3	* 5.15	30.59	RMS	34.4	-20.8	.13	44.32	54	-9.68	-	-	252	132	V
4	* 5.14998	33.6	RMS	34.4	-20.8	.13	47.33	54	-6.67	-	-	252	132	V

* - indicates frequency in CFR47 Pt 15 / IC RSS-Restricted Band
Pk - Peak detector
RMS - RMS detection

UL VERIFICATION SERVICES INC.
47173 Benicia Street, Fremont, CA 94538; USA TEL:(510) 319-4000 FAX:(510) 661-0888
This report shall not be reproduced except in full, without the written approval of UL Verification Services Inc.

2TX ANTENNA 6 + ANTENNA 5 OFDMA MODE – 242 Tones, RU Index 61

BANDEDGE (LOW CHANNEL)

HORIZONTAL RESULT

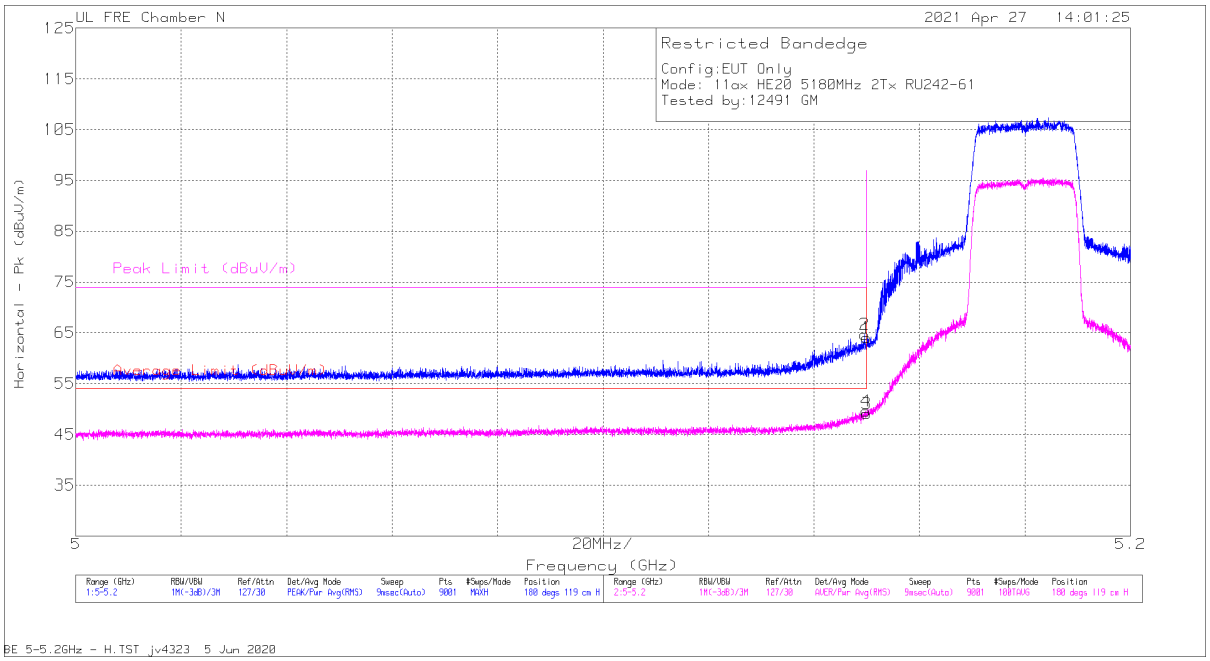

Trace Markers

Marker	Frequency (GHz)	Meter Reading (dBuV)	Det	AF PRE0213971 (dB/m)	Amp/Cbl/Fltr/Pad (dB)	DC Corr (dB)	Corrected Reading (dBuV/m)	Average Limit (dBuV/m)	Margin (dB)	Peak Limit (dBuV/m)	PK Margin (dB)	Azimuth (Degs)	Height (cm)	Polarity
2	5.14958	63.75	Pk	34.3	-33.4	0	64.65	-	-	74	-9.35	180	119	H
4	5.14984	48.69	RMS	34.3	-33.4	0	49.59	54	-4.41	-	-	180	119	H
1	5.15	63.14	Pk	34.3	-33.4	0	64.04	-	-	74	-9.96	180	119	H
3	5.15	48.19	RMS	34.3	-33.4	0	49.09	54	-4.91	-	-	180	119	H

Pk - Peak detector
RMS - RMS detection

UL VERIFICATION SERVICES INC.
47173 Benicia Street, Fremont, CA 94538; USA TEL:(510) 319-4000 FAX:(510) 661-0888
This report shall not be reproduced except in full, without the written approval of UL Verification Services Inc.

VERTICAL RESULT

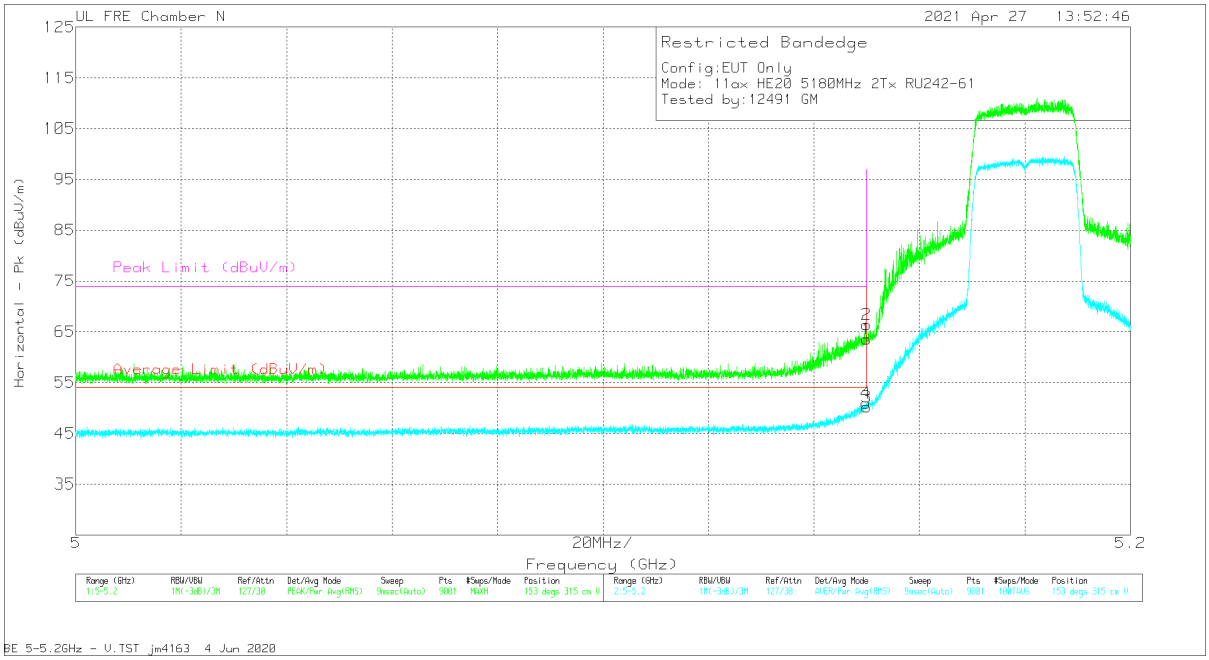

Trace Markers

Marker	Frequency (GHz)	Meter Reading (dBuV)	Det	AF PRE0213971 (dB/m)	Amp/Cbl/Fltr/Pad (dB)	DC Corr (dB)	Corrected Reading (dBuV/m)	Average Limit (dBuV/m)	Margin (dB)	Peak Limit (dBuV/m)	PK Margin (dB)	Azimuth (Degs)	Height (cm)	Polarity
4	5.14984	50.01	RMS	34.3	-33.4	0	50.91	54	-3.09	-	-	153	315	V
2	5.14998	65.54	Pk	34.3	-33.4	0	66.44	-	-	74	-7.56	153	315	V
1	5.15	62.7	Pk	34.3	-33.4	0	63.6	-	-	74	-10.4	153	315	V
3	5.15	49.27	RMS	34.3	-33.4	0	50.17	54	-3.83	-	-	153	315	V

Pk - Peak detector
RMS - RMS detection

UL VERIFICATION SERVICES INC.
47173 Benicia Street, Fremont, CA 94538; USA TEL:(510) 319-4000 FAX:(510) 661-0888
This report shall not be reproduced except in full, without the written approval of UL Verification Services Inc.

HARMONICS AND SPURIOUS EMISSIONS

LOW CHANNEL RESULTS

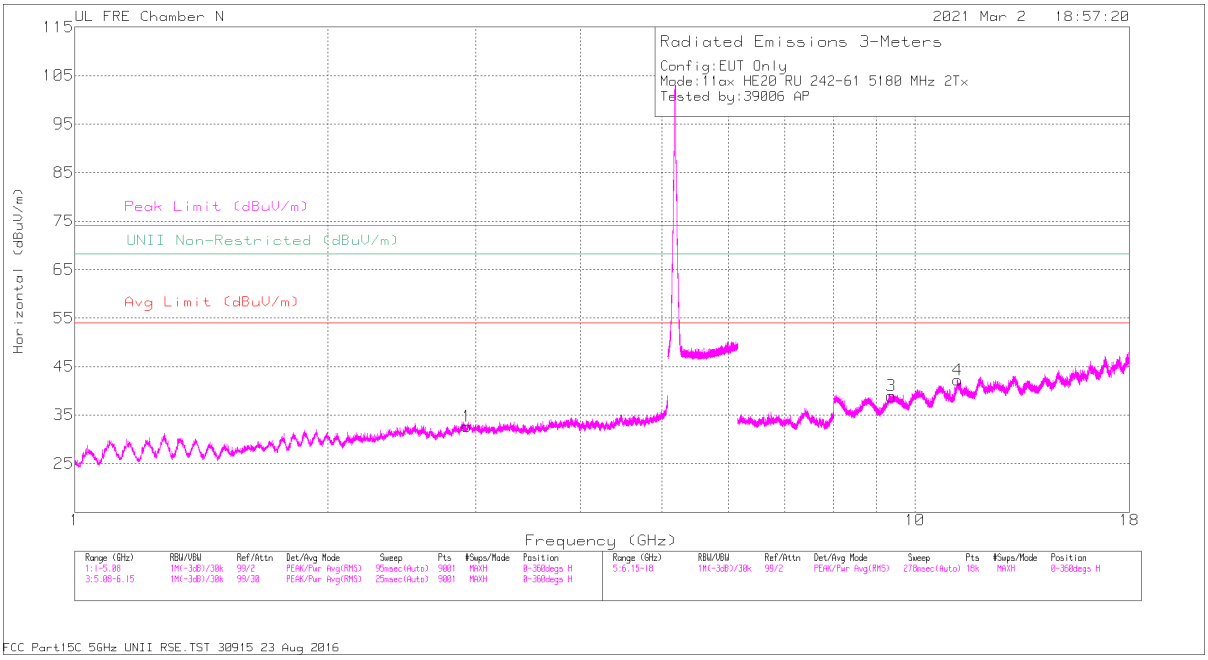

HORIZONTAL

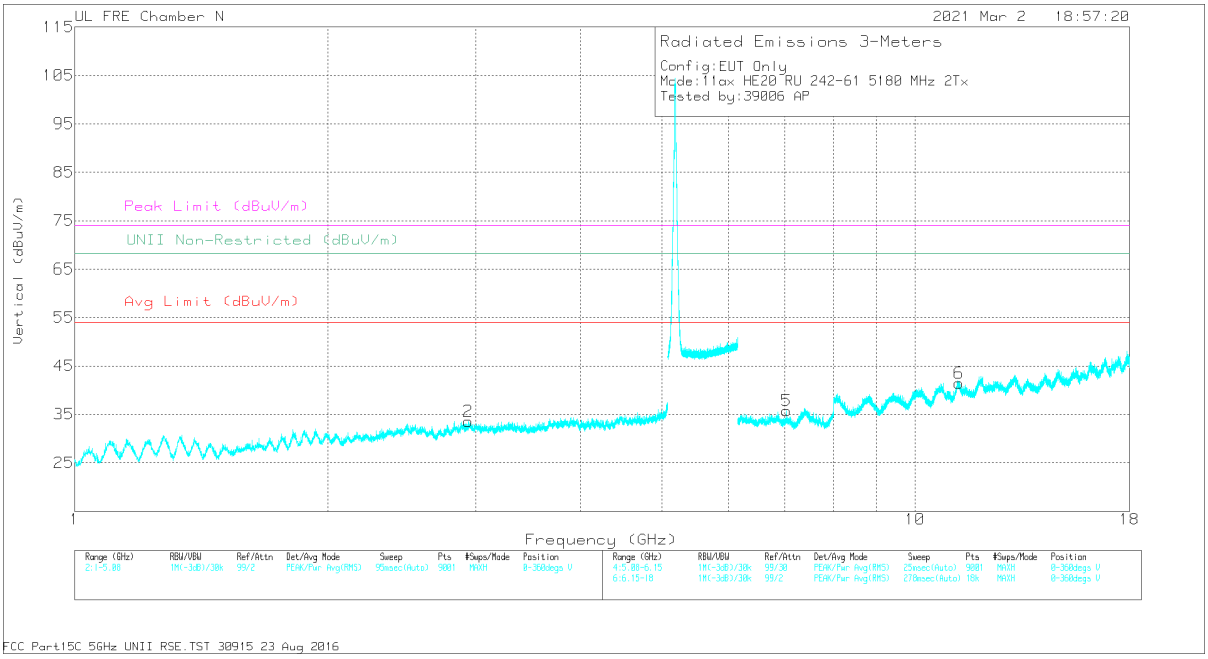

VERTICAL

UL VERIFICATION SERVICES INC.
47173 Benicia Street, Fremont, CA 94538; USA TEL:(510) 319-4000 FAX:(510) 661-0888

This report shall not be reproduced except in full, without the written approval of UL Verification Services Inc.

RADIATED EMISSIONS

Marker	Frequency (GHz)	Meter Reading (dBuV)	Det	AF PRE0213971 (dB/m)	Amp/Cbl/Fltr/Pad (dB)	Corrected Reading (dBuV/m)	Avg Limit (dBuV/m)	Margin (dB)	Peak Limit (dBuV/m)	PK Margin (dB)	UNII Non-Restricted (dBuV/m)	PK Margin (dB)	Azimuth (Degs)	Height (cm)	Polarity
3	* 9.37483	52.19	PK-U	36.5	-39.9	48.79	-	-	74	-25.21	-	-	226	187	H
	* 9.3729	40.43	ADR	36.5	-39.8	37.13	54	-16.87	-	-	-	-	226	187	H
4	* 11.25003	52.72	PK-U	38	-38.8	51.92	-	-	74	-22.08	-	-	206	141	H
	* 11.25137	41.04	ADR	38	-38.8	40.24	54	-13.76	-	-	-	-	206	141	H
6	* 11.27193	52.45	PK-U	38	-39.1	51.35	-	-	74	-22.65	-	-	308	198	V
	* 11.27139	40.99	ADR	38	-39.1	39.89	54	-14.11	-	-	-	-	308	198	V
	2.92684	43.26	ADR	32.5	-44.4	31.36	-	-	-	-	-	-	268	151	H
1	2.92712	54.33	PK-U	32.5	-44.4	42.43	-	-	-	-	68.2	-25.77	268	151	H
2	2.93905	54.76	PK-U	32.5	-44.3	42.96	-	-	-	-	68.2	-25.24	284	168	V
5	7.03344	51.02	PK-U	35.7	-40.2	46.52	-	-	-	-	68.2	-21.68	279	122	V

* - indicates frequency in CFR47 Pt 15 / IC RSS-Restricted Band
PK-U - U-NII: Maximum Peak
ADR - U-NII AD primary method, RMS average

UL VERIFICATION SERVICES INC.
47173 Benicia Street, Fremont, CA 94538; USA TEL:(510) 319-4000 FAX:(510) 661-0888
This report shall not be reproduced except in full, without the written approval of UL Verification Services Inc.

MID CHANNEL RESULTS

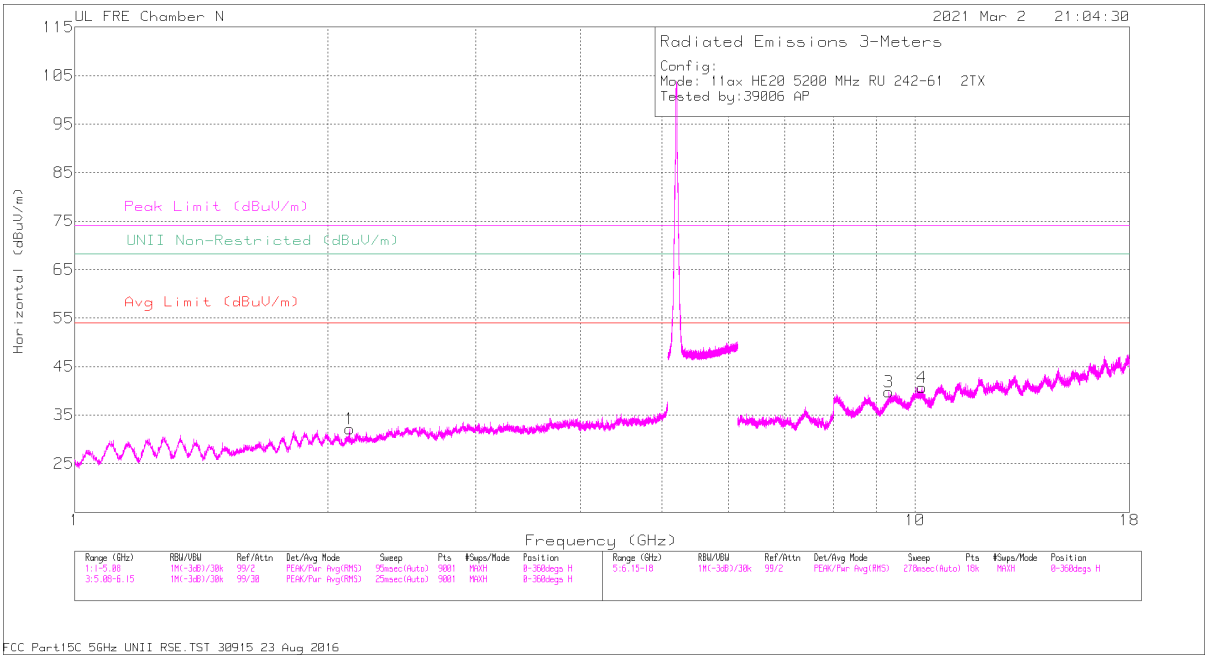

HORIZONTAL

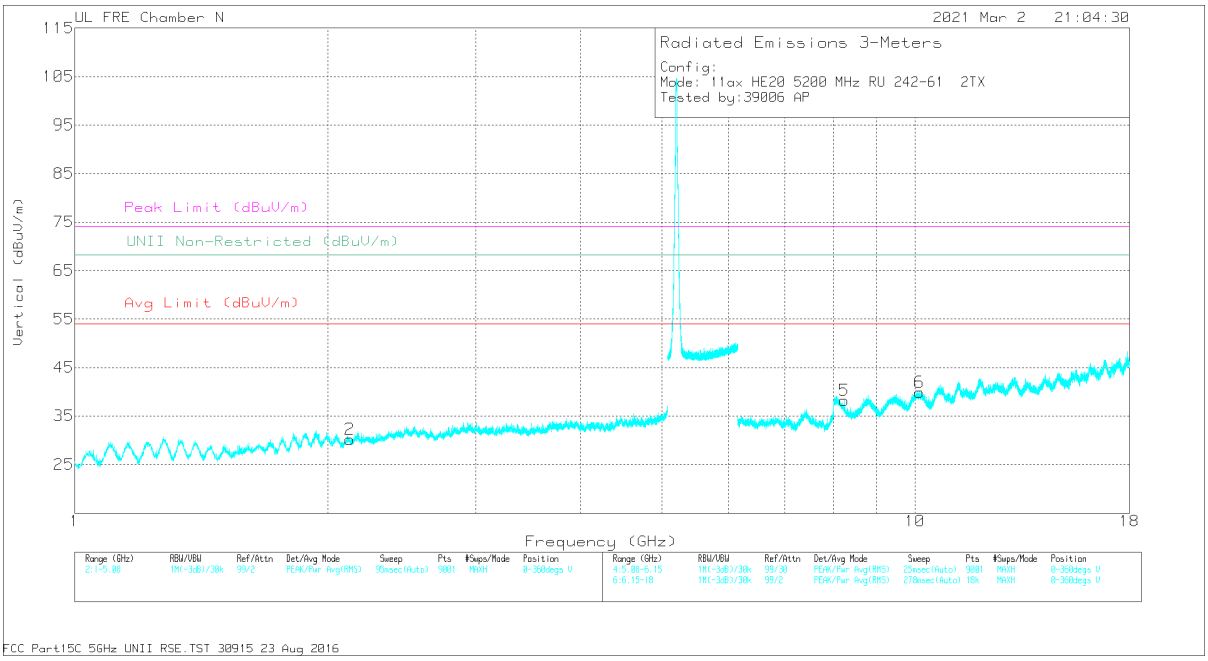

VERTICAL

UL VERIFICATION SERVICES INC.
47173 Benicia Street, Fremont, CA 94538; USA TEL:(510) 319-4000 FAX:(510) 661-0888

This report shall not be reproduced except in full, without the written approval of UL Verification Services Inc.

RADIATED EMISSIONS

Marker	Frequency (GHz)	Meter Reading (dBuV)	Det	AF PRE0213971 (dB/m)	Amp/Cbl/Fltr/Pad (dB)	Corrected Reading (dBuV/m)	Avg Limit (dBuV/m)	Margin (dB)	Peak Limit (dBuV/m)	PK Margin (dB)	UNII Non-Restricted (dBuV/m)	PK Margin (dB)	Azimuth (Degs)	Height (cm)	Polarity
3	* 9.31497	51.73	PK-U	36.4	-39.9	48.23	-	-	74	-25.77	-	-	234	199	H
	* 9.31379	40.43	ADR	36.4	-39.9	36.93	54	-17.07	-	-	-	-	234	199	H
5	* 8.2316	51.4	PK-U	35.9	-40.4	46.9	-	-	74	-27.1	-	-	154	151	V
	* 8.23252	39.94	ADR	35.9	-40.4	35.44	54	-18.56	-	-	-	-	154	151	V
2	2.12634	55.63	PK-U	31.3	-46.5	40.43	-	-	-	-	68.2	-27.77	253	164	V
1	2.12593	54.41	PK-U	32.5	-44.5	42.41	-	-	-	-	68.2	-25.79	284	148	H
6	10.13161	52.06	PK-U	37.2	-39.5	49.76	-	-	-	-	68.2	-18.44	261	308	V
4	10.19651	52.56	PK-U	37.3	-39.4	50.46	-	-	-	-	68.2	-17.74	178	244	H

* - indicates frequency in CFR47 Pt 15 / IC RSS-Restricted Band
PK-U - U-NII: Maximum Peak
ADR - U-NII AD primary method, RMS average

UL VERIFICATION SERVICES INC.
47173 Benicia Street, Fremont, CA 94538; USA TEL:(510) 319-4000 FAX:(510) 661-0888
This report shall not be reproduced except in full, without the written approval of UL Verification Services Inc.

HIGH CHANNEL RESULTS

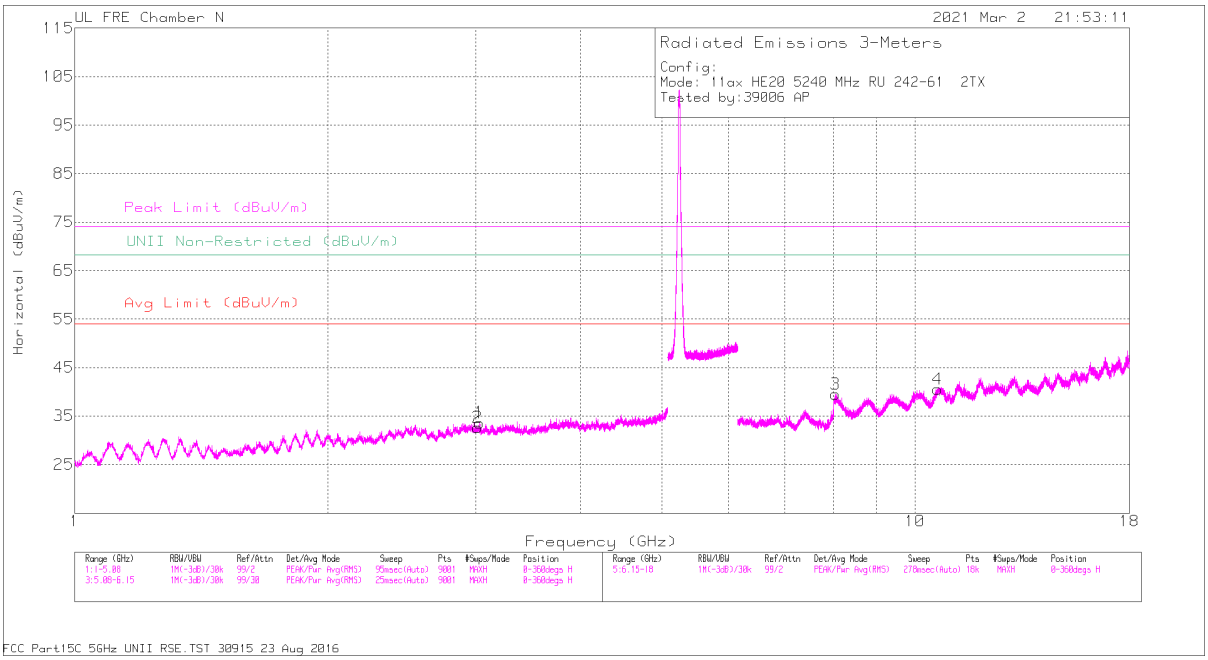

HORIZONTAL

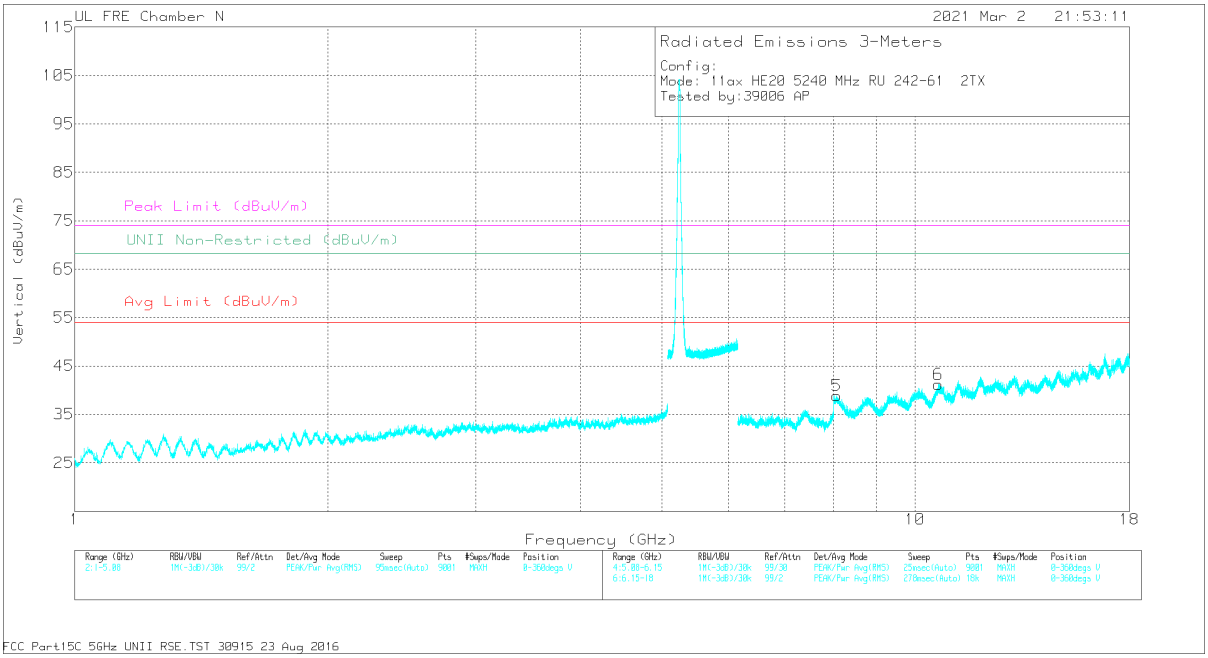

VERTICAL

UL VERIFICATION SERVICES INC.
47173 Benicia Street, Fremont, CA 94538; USA TEL:(510) 319-4000 FAX:(510) 661-0888

This report shall not be reproduced except in full, without the written approval of UL Verification Services Inc.

RADIATED EMISSIONS

Marker	Frequency (GHz)	Meter Reading (dBuV)	Det	AF PRE0213971 (dB/m)	Amp/Cbl/Fltr/Pad (dB)	Corrected Reading (dBuV/m)	Avg Limit (dBuV/m)	Margin (dB)	Peak Limit (dBuV/m)	PK Margin (dB)	UNII Non-Restricted (dBuV/m)	PK Margin (dB)	Azimuth (Degs)	Height (cm)	Polarity
3	* 8.04978	53.77	PK-U	35.8	-40.4	49.17	-	-	74	-24.83	-	-	109	190	H
	* 8.05008	41.8	ADR	35.8	-40.4	37.2	54	-16.8	-	-	-	-	109	190	H
4	* 10.63869	52.65	PK-U	37.8	-40.1	50.35	-	-	74	-23.65	-	-	169	136	H
	* 10.64004	40.71	ADR	37.8	-40.1	38.41	54	-15.59	-	-	-	-	169	136	H
5	* 8.06994	53.29	PK-U	35.7	-40.1	48.89	-	-	74	-25.11	-	-	193	262	V
	* 8.06929	41.88	ADR	35.7	-40.1	37.48	54	-16.52	-	-	-	-	193	262	V
6	* 10.66671	53.48	PK-U	37.7	-40	51.18	-	-	74	-22.82	-	-	217	332	V
	* 10.66793	41.21	ADR	37.7	-39.9	39.01	54	-14.99	-	-	-	-	217	332	V
2	3.01797	54.26	PK-U	32.8	-44	43.06	-	-	-	-	68.2	-25.14	83	153	H
1	3.03282	53.6	PK-U	32.8	-44.1	42.3	-	-	-	-	68.2	-25.9	65	144	H

* - indicates frequency in CFR47 Pt 15 / IC RSS-Restricted Band
PK-U - U-NII: Maximum Peak
ADR - U-NII AD primary method, RMS average

UL VERIFICATION SERVICES INC.
47173 Benicia Street, Fremont, CA 94538; USA TEL:(510) 319-4000 FAX:(510) 661-0888
This report shall not be reproduced except in full, without the written approval of UL Verification Services Inc.

2TX ANTENNA 6 + ANTENNA 5 OFDMA MODE – 26 Tones, RU Index 0

BANDEDGE (LOW CHANNEL)

HORIZONTAL RESULT

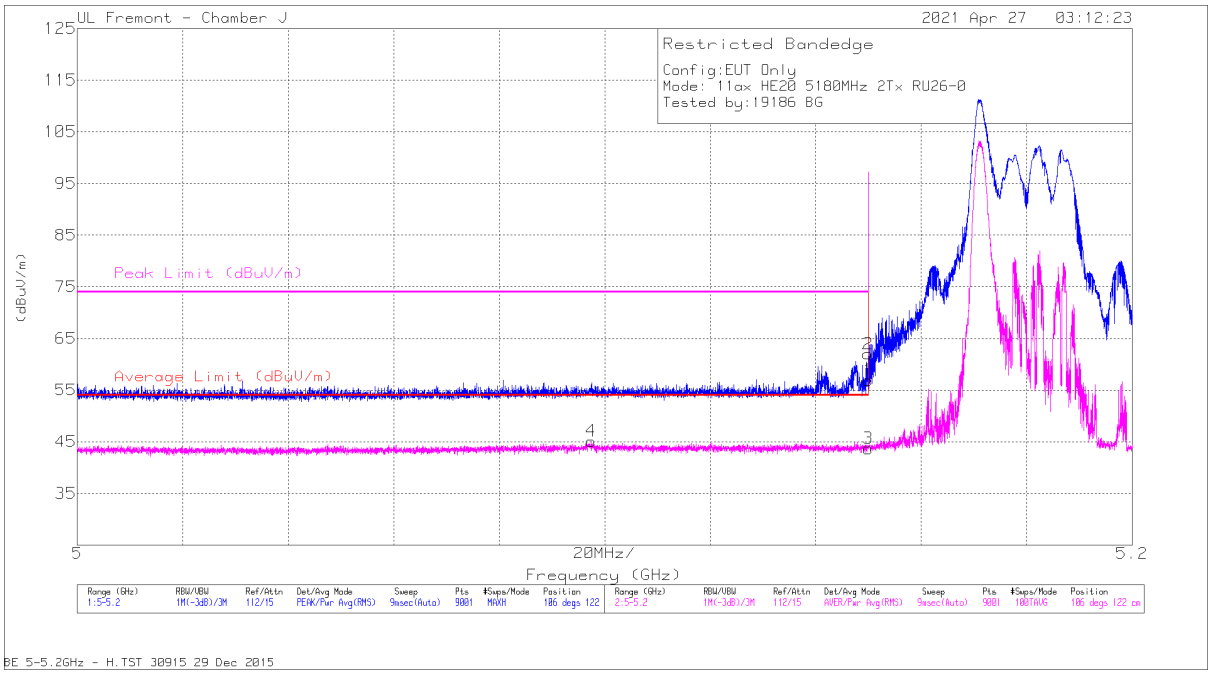

Trace Markers

Marker	Frequency (GHz)	Meter Reading (dBuV)	Det	AF PRE0100034 (dB/m)	Amp/Cbl/Fltr/Pad (dB)	Corrected Reading (dBuV/m)	Average Limit (dBuV/m)	Margin (dB)	Peak Limit (dBuV/m)	PK Margin (dB)	Azimuth (Degs)	Height (cm)	Polarity
1	* 5.15	43.35	Pk	34.4	-20.8	56.95	-	-	74	-17.05	106	122	H
2	* 5.14991	48.39	Pk	34.4	-20.8	61.99	-	-	74	-12.01	106	122	H
3	* 5.15	30.1	RMS	34.4	-20.8	43.7	54	-10.3	-	-	106	122	H
4	* 5.0974	31.53	RMS	34.4	-20.8	45.13	54	-8.87	-	-	106	122	H

* - indicates frequency in CFR47 Pt 15 / IC RSS-Restricted Band
Pk - Peak detector
RMS - RMS detection

UL VERIFICATION SERVICES INC.
47173 Benicia Street, Fremont, CA 94538; USA TEL:(510) 319-4000 FAX:(510) 661-0888
This report shall not be reproduced except in full, without the written approval of UL Verification Services Inc.

VERTICAL RESULT

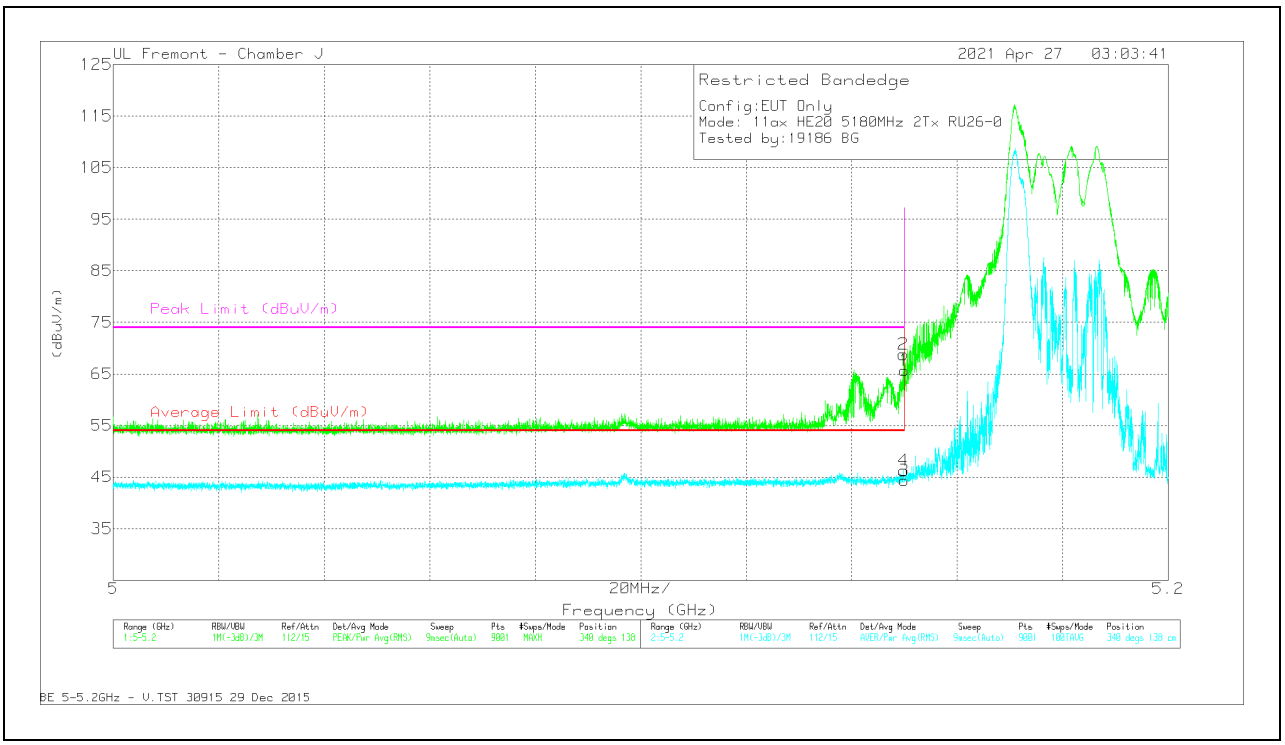

Trace Markers

Marker	Frequency (GHz)	Meter Reading (dBuV)	Det	AF PRE0100034 (dB/m)	Amp/Cbl/Fltr/Pad (dB)	Corrected Reading (dBuV/m)	Average Limit (dBuV/m)	Margin (dB)	Peak Limit (dBuV/m)	PK Margin (dB)	Azimuth (Degs)	Height (cm)	Polarity
1	* 5.15	52.1	Pk	34.4	-20.8	65.7	-	-	74	-8.3	340	138	V
2	* 5.14978	55.2	Pk	34.4	-20.8	68.8	-	-	74	-5.2	340	138	V
3	* 5.15	30.72	RMS	34.4	-20.8	44.32	54	-9.68	-	-	340	138	V
4	* 5.14984	32.66	RMS	34.4	-20.8	46.26	54	-7.74	-	-	340	138	V

* - indicates frequency in CFR47 Pt 15 / IC RSS-Restricted Band
Pk - Peak detector
RMS - RMS detection

UL VERIFICATION SERVICES INC.
47173 Benicia Street, Fremont, CA 94538; USA TEL:(510) 319-4000 FAX:(510) 661-0888
This report shall not be reproduced except in full, without the written approval of UL Verification Services Inc.

HARMONICS AND SPURIOUS EMISSIONS

LOW CHANNEL RESULTS

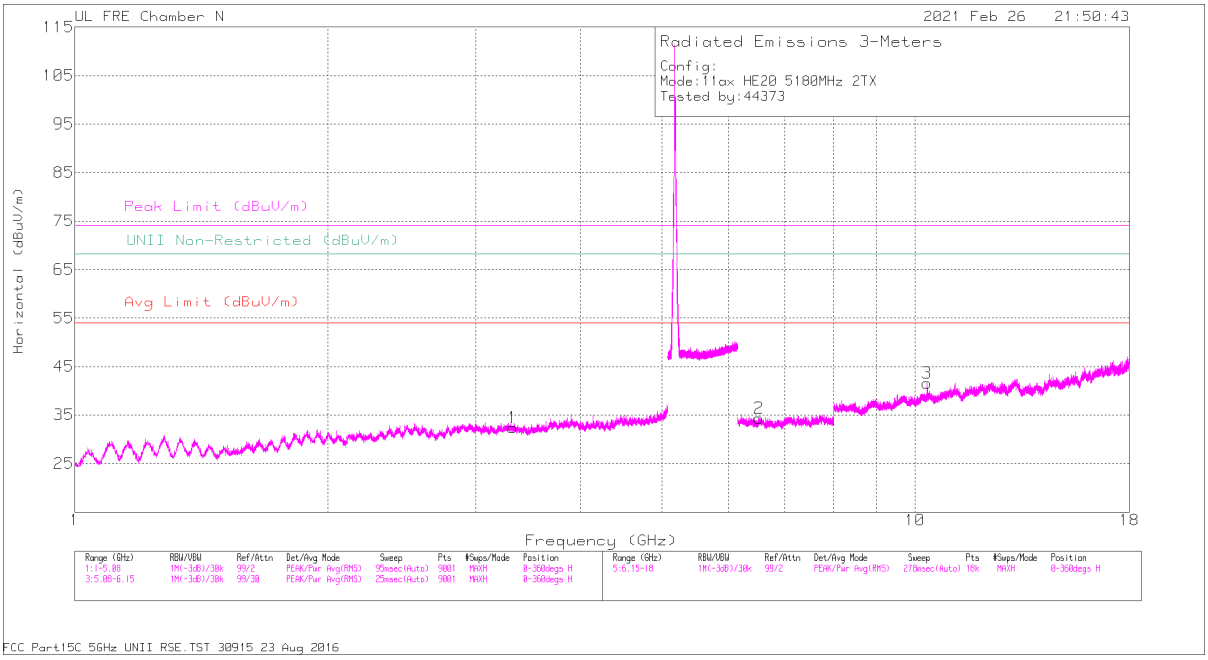

HORIZONTAL

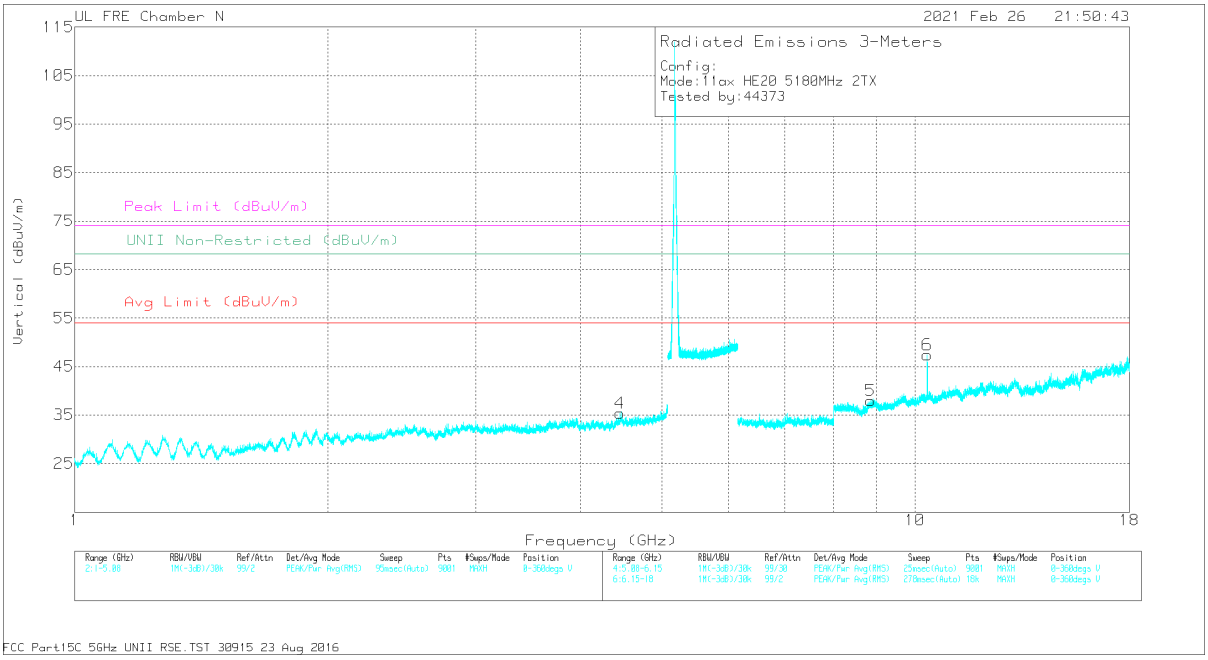

VERTICAL

UL VERIFICATION SERVICES INC.
47173 Benicia Street, Fremont, CA 94538; USA TEL:(510) 319-4000 FAX:(510) 661-0888
This report shall not be reproduced except in full, without the written approval of UL Verification Services Inc.

RADIATED EMISSIONS

Marker	Frequency (GHz)	Meter Reading (dBuV)	Det	AF PRE0213971 (dB/m)	Amp/Cbl/Fltr/Pad (dB)	Corrected Reading (dBuV/m)	Avg Limit (dBuV/m)	Margin (dB)	Peak Limit (dBuV/m)	PK Margin (dB)	UNII Non-Restricted (dBuV/m)	PK Margin (dB)	Azimuth (Degs)	Height (cm)	Polarity
1	3.32419	54.12	PK-U	32.7	-43.9	42.92	-	-	-	-	68.2	-25.28	0	100	H
4	4.45985	54.13	PK-U	34	-42.9	45.23	-	-	-	-	68.2	-22.97	0	201	V
2	6.51612	52.07	PK-U	35.6	-40.9	46.77	-	-	-	-	68.2	-21.43	0	100	H
5	8.85141	51.51	PK-U	36.2	-40	47.71	-	-	-	-	68.2	-20.49	0	201	V
3	10.34212	59.32	PK-U	37.5	-39.6	57.22	-	-	-	-	68.2	-10.98	360	115	V
6	10.34259	54.22	PK-U	37.5	-39.6	52.12	-	-	-	-	68.2	-16.08	174	108	H

PK-U - U-NII: Maximum Peak
ADR - U-NII AD primary method, RMS average

UL VERIFICATION SERVICES INC.
47173 Benicia Street, Fremont, CA 94538; USA TEL:(510) 319-4000 FAX:(510) 661-0888
This report shall not be reproduced except in full, without the written approval of UL Verification Services Inc.

MID CHANNEL RESULTS

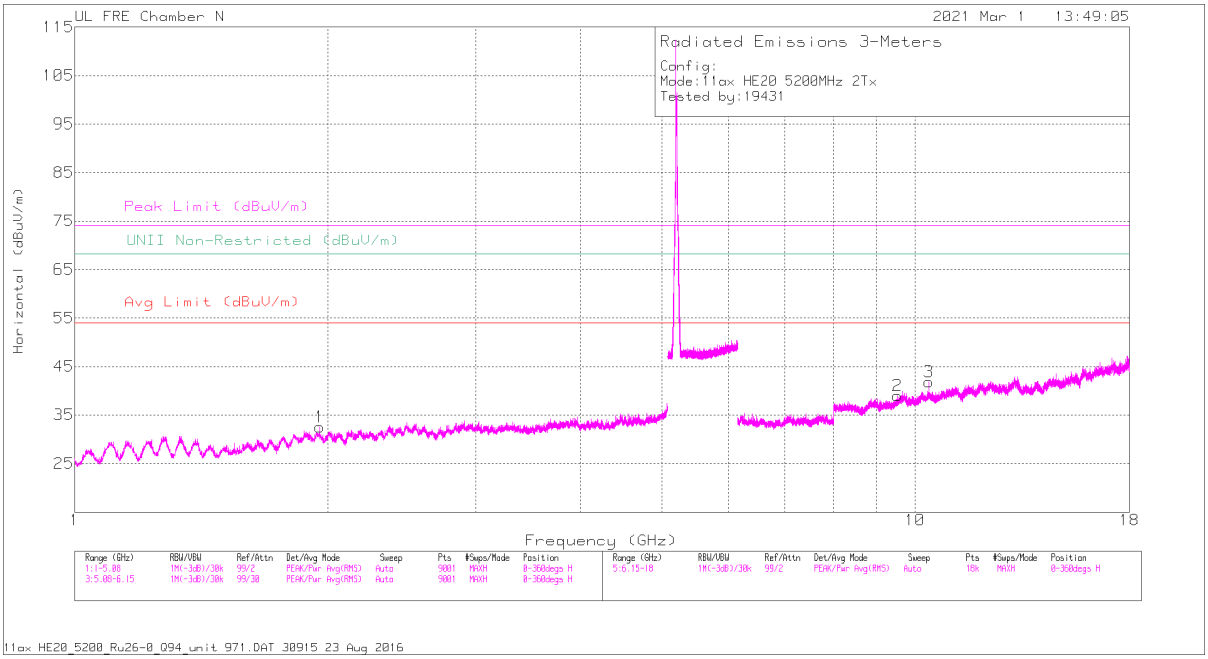

HORIZONTAL

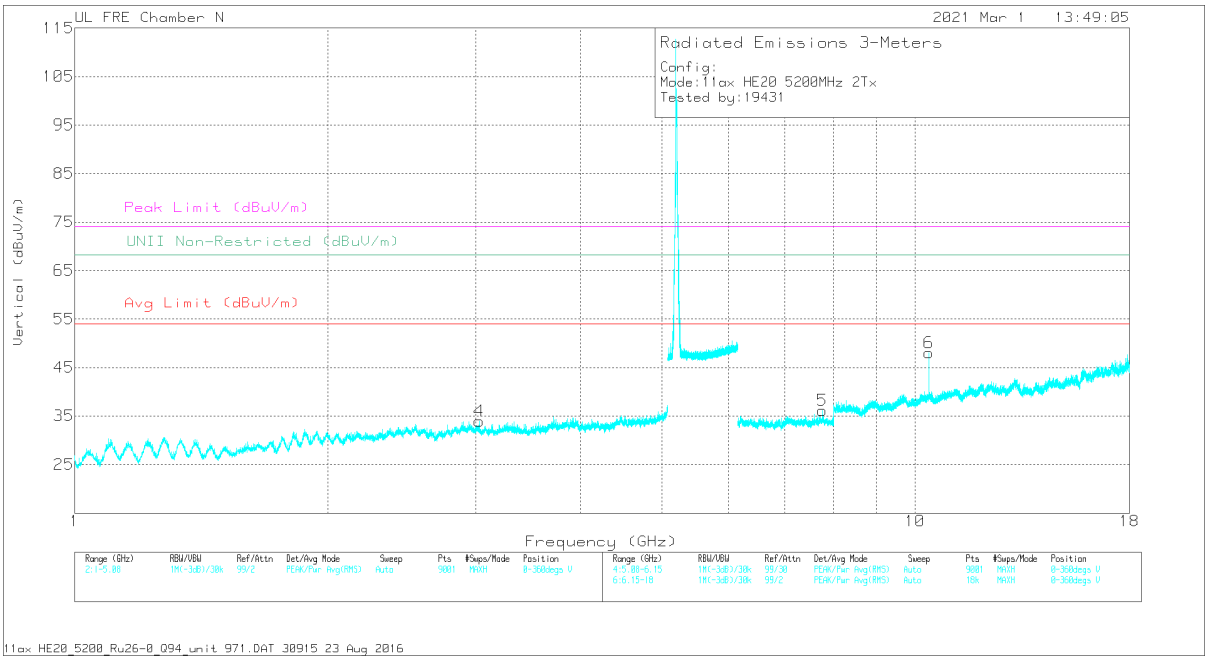

VERTICAL

UL VERIFICATION SERVICES INC.
47173 Benicia Street, Fremont, CA 94538; USA TEL:(510) 319-4000 FAX:(510) 661-0888

This report shall not be reproduced except in full, without the written approval of UL Verification Services Inc.

RADIATED EMISSIONS

Marker	Frequency (GHz)	Meter Reading (dBuV)	Det	AF PRE0213971 (dB/m)	Amp/Cbl/Fltr/Pad (dB)	Corrected Reading (dBuV/m)	Avg Limit (dBuV/m)	Margin (dB)	Peak Limit (dBuV/m)	PK Margin (dB)	UNII Non-Restricted (dBuV/m)	PK Margin (dB)	Azimuth (Degs)	Height (cm)	Polarity
1	1.9579	59.93	PK-U	30.9	-46.7	44.13	-	-	-	-	68.2	-24.07	11	396	H
4	3.02967	54.1	PK-U	32.8	-44.1	42.8	-	-	-	-	68.2	-25.4	52	298	V
5	7.76139	50.18	PK-U	35.9	-39.7	46.38	-	-	-	-	68.2	-21.82	112	159	V
2	9.52701	51.35	PK-U	36.8	-39.8	48.35	-	-	-	-	68.2	-19.85	225	377	H
3	10.38121	50.02	PK-U	37.5	-39.9	47.62	-	-	-	-	68.2	-20.58	249	287	H
6	10.38267	49.76	PK-U	37.5	-39.9	47.36	-	-	-	-	68.2	-20.84	86	183	V

PK-U - U-NII: Maximum Peak
ADR - U-NII AD primary method, RMS average

UL VERIFICATION SERVICES INC.
47173 Benicia Street, Fremont, CA 94538; USA TEL:(510) 319-4000 FAX:(510) 661-0888
This report shall not be reproduced except in full, without the written approval of UL Verification Services Inc.

HIGH CHANNEL RESULTS

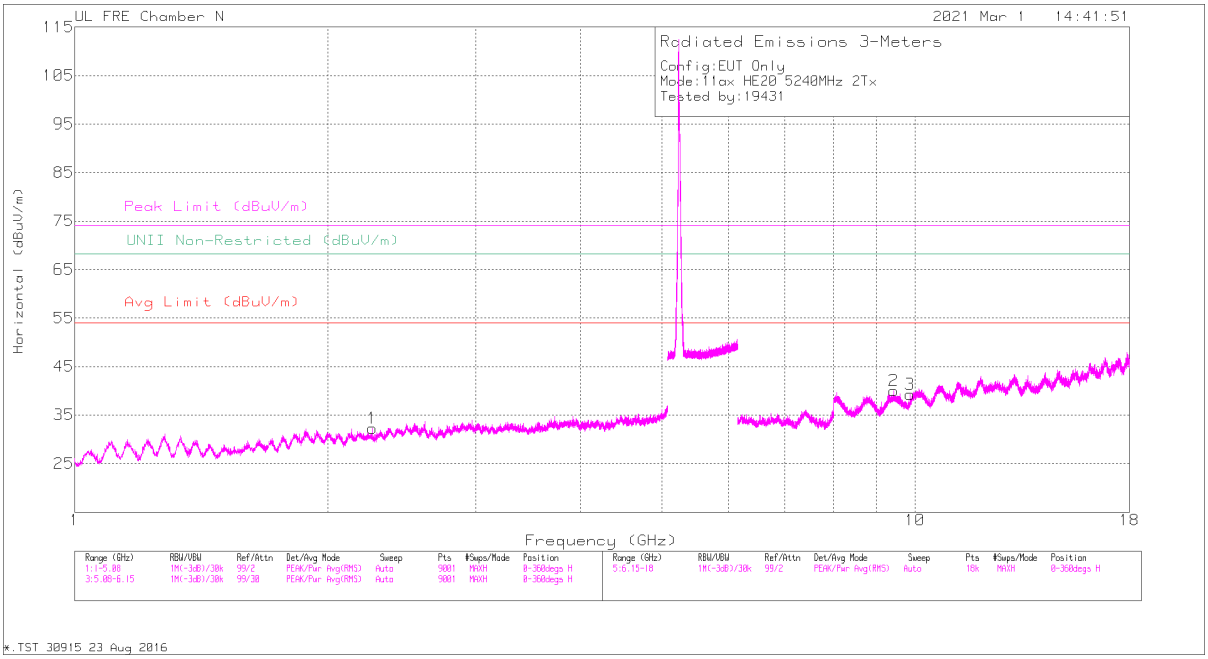

HORIZONTAL

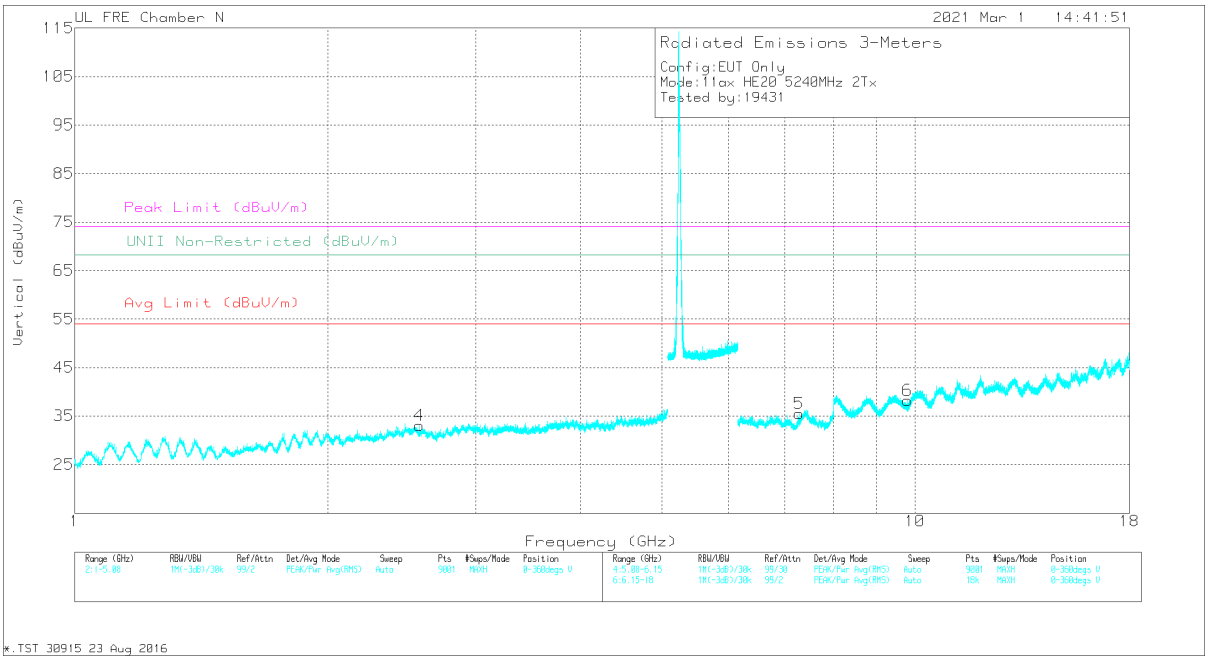

VERTICAL

UL VERIFICATION SERVICES INC.
47173 Benicia Street, Fremont, CA 94538; USA TEL:(510) 319-4000 FAX:(510) 661-0888

This report shall not be reproduced except in full, without the written approval of UL Verification Services Inc.

RADIATED EMISSIONS

Marker	Frequency (GHz)	Meter Reading (dBuV)	Det	AF PRE0213971 (dB/m)	Amp/Cbl/Fltr/Pad (dB)	Corrected Reading (dBuV/m)	Avg Limit (dBuV/m)	Margin (dB)	Peak Limit (dBuV/m)	PK Margin (dB)	UNII Non-Restricted (dBuV/m)	PK Margin (dB)	Azimuth (Degs)	Height (cm)	Polarity
1	* 2.2584	55.72	PK-U	31.6	-46.2	41.12	-	-	74	-32.88	-	-	303	321	H
	* 2.25948	44.01	ADR	31.6	-46.2	29.41	54	-24.59	-	-	-	-	303	321	H
2	* 9.43098	51.75	PK-U	36.6	-40	48.35	-	-	74	-25.65	-	-	288	307	H
	* 9.43197	40.39	ADR	36.6	-40	36.99	54	-17.01	-	-	-	-	288	307	H
5	* 7.2853	51.51	PK-U	35.7	-40.6	46.61	-	-	74	-27.39	-	-	223	160	V
	* 7.28491	39.5	ADR	35.7	-40.6	34.6	54	-19.4	-	-	-	-	223	160	V
4	2.57133	58.2	PK-U	32.5	-45.2	45.5	-	-	-	-	68.2	-22.7	144	397	V
6	9.8064	49.72	PK-U	37.1	-39.8	47.02	-	-	-	-	68.2	-21.18	33	325	V
3	9.87198	51.15	PK-U	37.1	-40	48.25	-	-	-	-	68.2	-19.95	64	184	H

* - indicates frequency in CFR47 Pt 15 / IC RSS-Restricted Band
PK-U - U-NII: Maximum Peak
ADR - U-NII AD primary method, RMS average

UL VERIFICATION SERVICES INC.
47173 Benicia Street, Fremont, CA 94538; USA TEL:(510) 319-4000 FAX:(510) 661-0888
This report shall not be reproduced except in full, without the written approval of UL Verification Services Inc.

1.1.5. TX ABOVE 1 GHz 802.11ax HE40 MODE IN THE 5.2 GHz BAND

1TX ANTENNA 6 – 484 Tones, RU Index 65

BANDEDGE (LOW CHANNEL)

HORIZONTAL RESULT

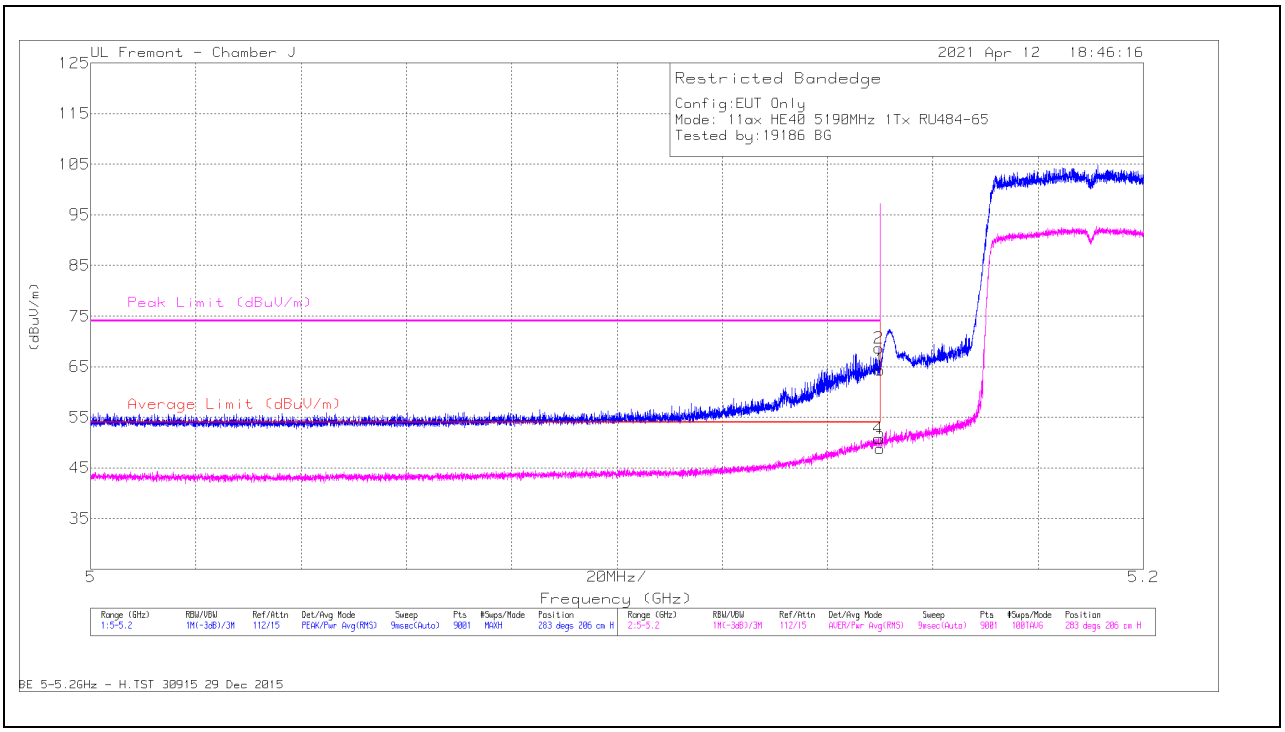

Marker	Frequency (GHz)	Meter Reading (dBuV)	Det	AF PRE0100034 (dB/m)	Amp/Cbl/Fltr/Pad (dB)	DC Corr (dB)	Corrected Reading (dBuV/m)	Average Limit (dBuV/m)	Margin (dB)	Peak Limit (dBuV/m)	PK Margin (dB)	Azimuth (Degs)	Height (cm)	Polarity
1	* 5.15	50.78	Pk	34.4	-20.8	0	64.38	-	-	74	-9.62	283	206	H
2	* 5.14978	55.05	Pk	34.4	-20.8	0	68.65	-	-	74	-5.35	283	206	H
3	* 5.15	35.15	RMS	34.4	-20.8	.11	48.86	54	-5.14	-	-	283	206	H
4	* 5.14962	37.13	RMS	34.4	-20.8	.11	50.84	54	-3.16	-	-	283	206	H

* - indicates frequency in CFR47 Pt 15 / IC RSS-Restricted Band
Pk - Peak detector
RMS - RMS detection

UL VERIFICATION SERVICES INC.
47173 Benicia Street, Fremont, CA 94538; USA TEL:(510) 319-4000 FAX:(510) 661-0888
This report shall not be reproduced except in full, without the written approval of UL Verification Services Inc.

VERTICAL RESULT

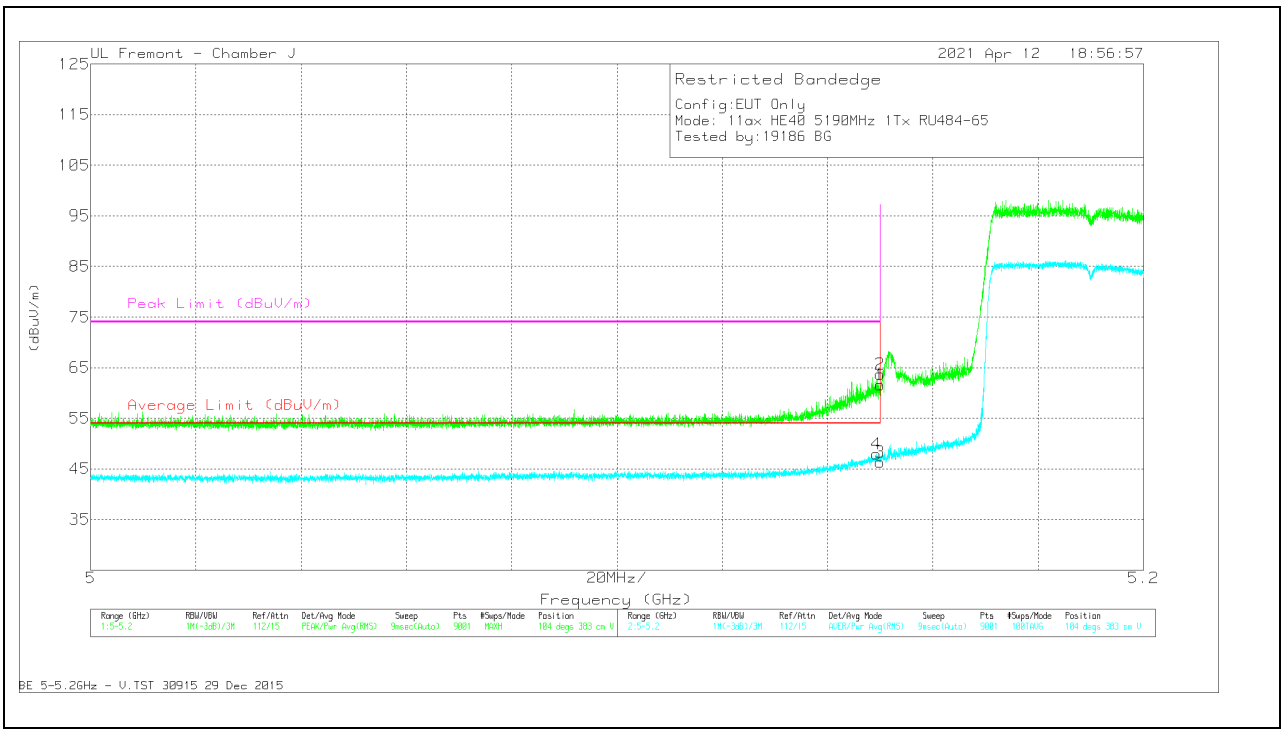

Marker	Frequency (GHz)	Meter Reading (dBuV)	Det	AF PRE0100034 (dBi/m)	Amp/Cbl/Fltr/Pad (dB)	DC Corr (dB)	Corrected Reading (dBuV/m)	Average Limit (dBuV/m)	Margin (dB)	Peak Limit (dBuV/m)	PK Margin (dB)	Azimuth (Degs)	Height (cm)	Polarity
1	* 5.15	48	Pk	34.4	-20.8	0	61.6	-	-	74	-12.4	104	383	V
2	* 5.14993	50.13	Pk	34.4	-20.8	0	63.73	-	-	74	-10.27	104	383	V
3	* 5.15	32.6	RMS	34.4	-20.8	.11	46.31	54	-7.69	-	-	104	383	V
4	* 5.14924	34.18	RMS	34.4	-20.8	.11	47.89	54	-6.11	-	-	104	383	V

* - indicates frequency in CFR47 Pt 15 / IC RSS-Restricted Band
Pk - Peak detector
RMS - RMS detection

UL VERIFICATION SERVICES INC.
47173 Benicia Street, Fremont, CA 94538; USA TEL:(510) 319-4000 FAX:(510) 661-0888
This report shall not be reproduced except in full, without the written approval of UL Verification Services Inc.

1TX ANTENNA 6 – 26 Tones, RU Index 0

BANDEDGE (LOW CHANNEL)

HORIZONTAL RESULT

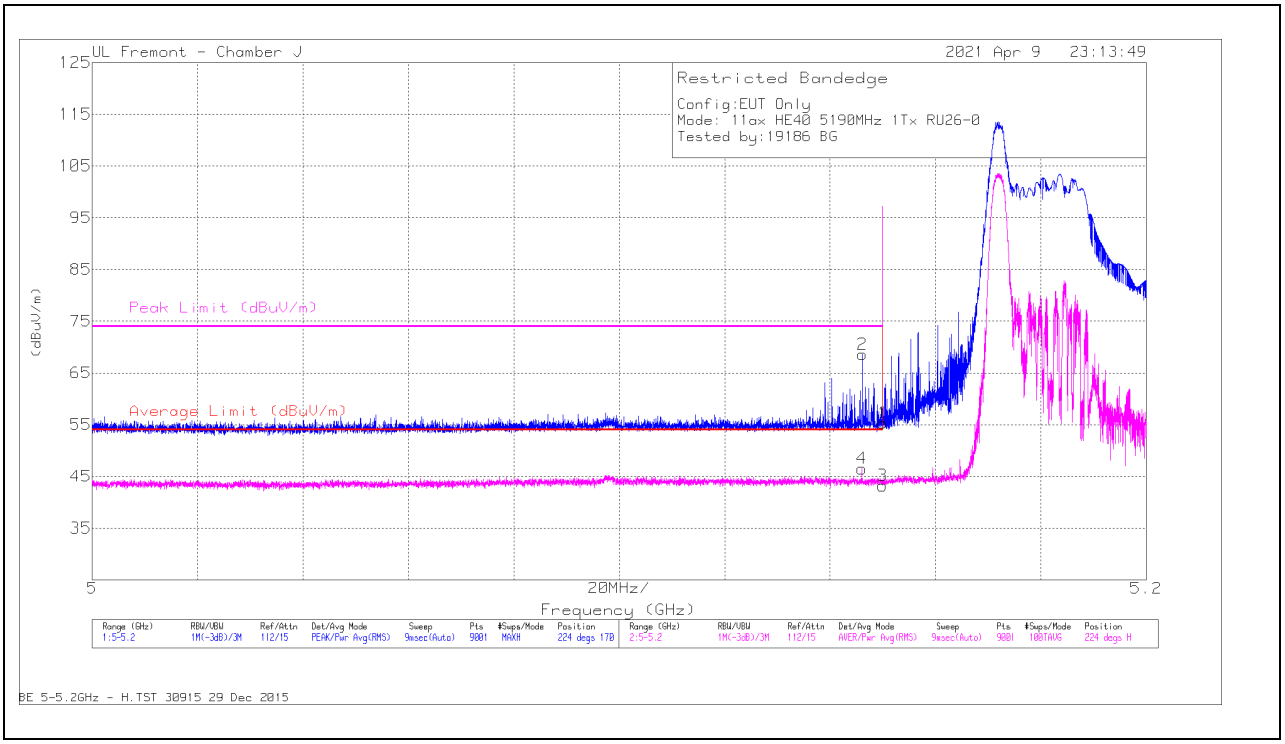

Marker	Frequency (GHz)	Meter Reading (dBuV)	Det	AF PRE0100034 (dB/m)	Amp/Cbl/Fltr/Pad (dB)	DC Corr (dB)	Corrected Reading (dBuV/m)	Average Limit (dBuV/m)	Margin (dB)	Peak Limit (dBuV/m)	PK Margin (dB)	Azimuth (Degs)	Height (cm)	Polarity
1	* 5.15	41.69	Pk	34.4	-20.8	0	55.29	-	-	74	-18.71	224	170	H
2	* 5.14613	54.98	Pk	34.4	-20.8	0	68.58	-	-	74	-5.42	224	170	H
3	* 5.15	29.62	RMS	34.4	-20.8	.11	43.33	54	-10.65	-	-	224	170	H
4	* 5.14602	32.9	RMS	34.4	-20.8	.11	46.61	54	-7.39	-	-	224	170	H

* - indicates frequency in CFR47 Pt 15 / IC RSS-Restricted Band
Pk - Peak detector
RMS - RMS detection

UL VERIFICATION SERVICES INC.
47173 Benicia Street, Fremont, CA 94538; USA TEL:(510) 319-4000 FAX:(510) 661-0888
This report shall not be reproduced except in full, without the written approval of UL Verification Services Inc.

VERTICAL RESULT

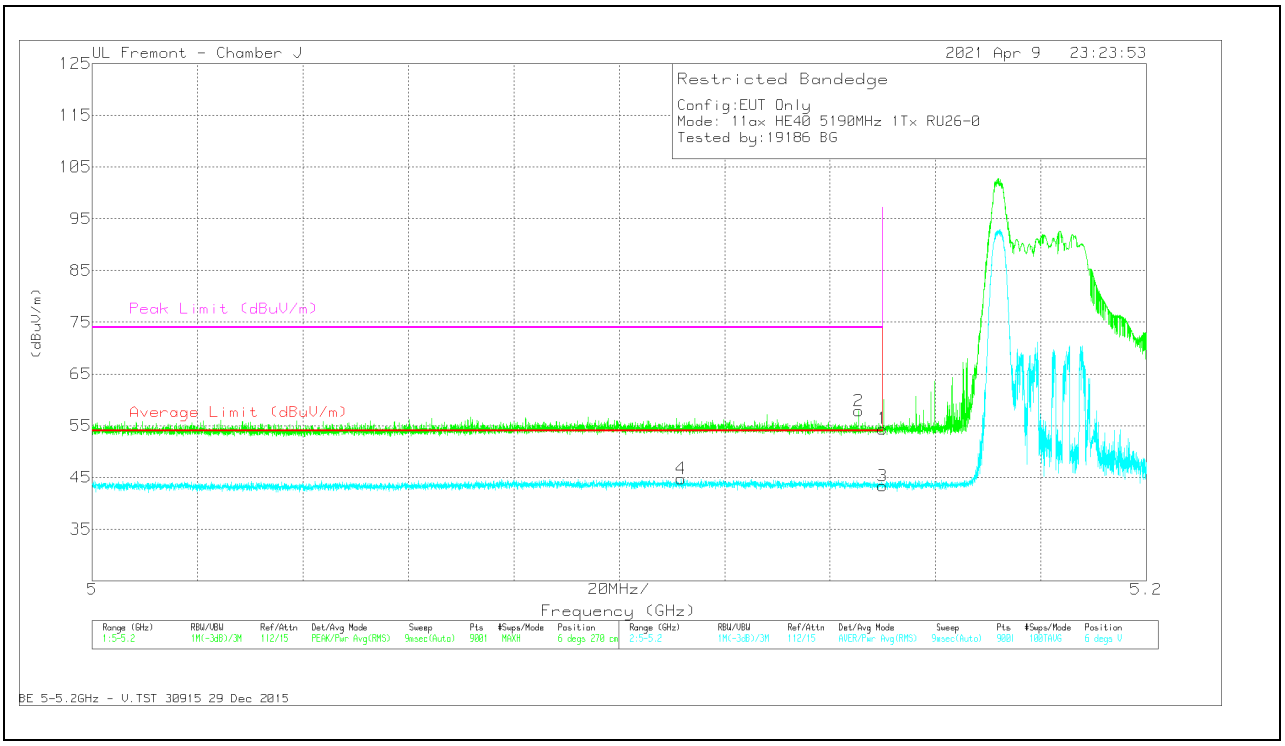

Marker	Frequency (GHz)	Meter Reading (dBuV)	Det	AF PRE0100034 (dB/m)	Amp/Cbl/Fltr/Pad (dB)	DC Corr (dB)	Corrected Reading (dBuV/m)	Average Limit (dBuV/m)	Margin (dB)	Peak Limit (dBuV/m)	PK Margin (dB)	Azimuth (Degs)	Height (cm)	Polarity
1	* 5.15	40.79	Pk	34.4	-20.8	0	54.39	-	-	74	-19.61	6	270	V
2	* 5.14544	44.24	Pk	34.4	-20.8	0	57.84	-	-	74	-16.16	6	270	V
3	* 5.15	29.77	RMS	34.4	-20.8	.11	43.48	54	-10.52	-	-	6	270	V
4	* 5.11175	31.15	RMS	34.4	-20.8	.11	44.86	54	-9.14	-	-	6	270	V

* - indicates frequency in CFR47 Pt 15 / IC RSS-Restricted Band
Pk - Peak detector
RMS - RMS detection

UL VERIFICATION SERVICES INC.
47173 Benicia Street, Fremont, CA 94538; USA TEL:(510) 319-4000 FAX:(510) 661-0888
This report shall not be reproduced except in full, without the written approval of UL Verification Services Inc.

1TX ANTENNA 5 – 484 Tones, RU Index 65

BANDEDGE (LOW CHANNEL)

HORIZONTAL RESULT

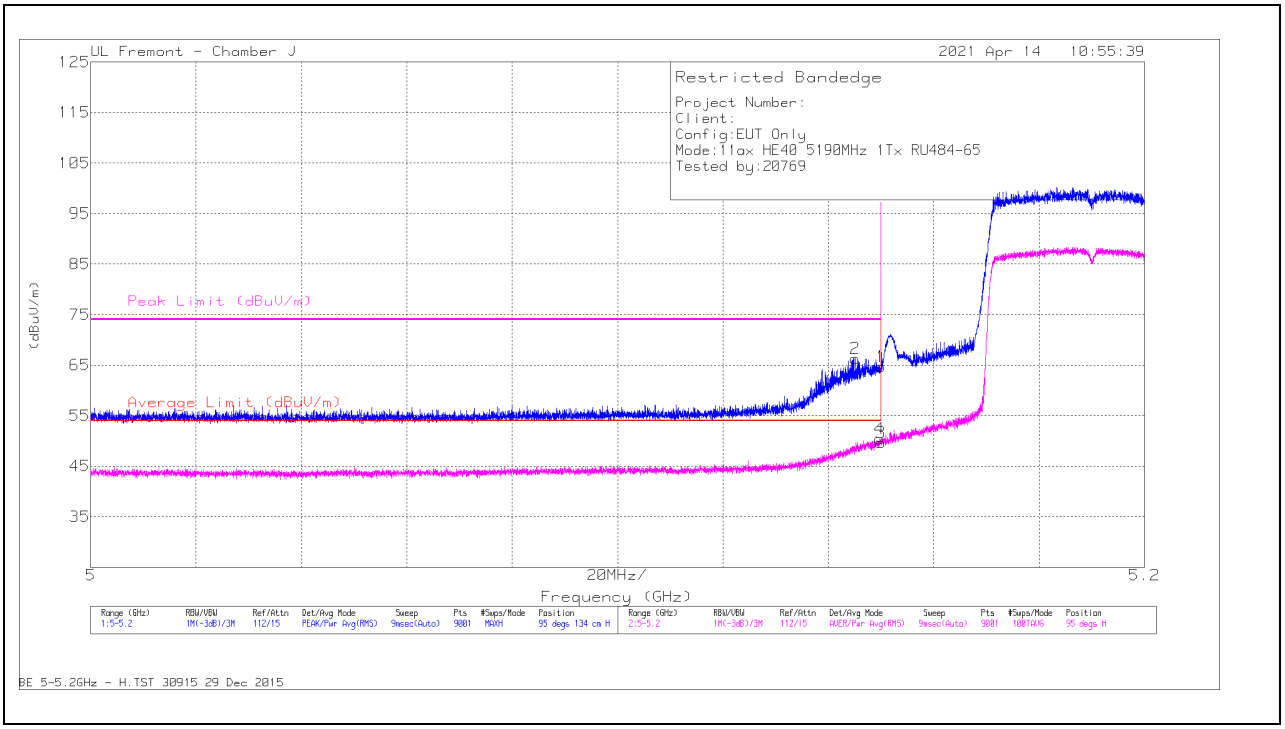

Marker	Frequency (GHz)	Meter Reading (dBuV)	Det	AF PRE0100034 (dB/m)	Amp/Cbl/Fltr/Pad (dB)	DC Corr (dB)	Corrected Reading (dBuV/m)	Average Limit (dBuV/m)	Margin (dB)	Peak Limit (dBuV/m)	PK Margin (dB)	Azimuth (Degs)	Height (cm)	Polarity
1	* 5.15	51.09	Pk	34.4	-20.8	0	64.69	-	-	74	-9.31	95	134	H
2	* 5.14509	52.68	Pk	34.4	-20.8	0	66.28	-	-	74	-7.72	95	134	H
3	* 5.15	36.11	RMS	34.4	-20.8	.11	49.82	54	-4.18	-	-	95	134	H
4	* 5.14975	36.77	RMS	34.4	-20.8	.11	50.48	54	-3.52	-	-	95	134	H

* - indicates frequency in CFR47 Pt 15 / IC RSS-Restricted Band
Pk - Peak detector
RMS - RMS detection

UL VERIFICATION SERVICES INC.
47173 Benicia Street, Fremont, CA 94538; USA TEL:(510) 319-4000 FAX:(510) 661-0888
This report shall not be reproduced except in full, without the written approval of UL Verification Services Inc.

VERTICAL RESULT

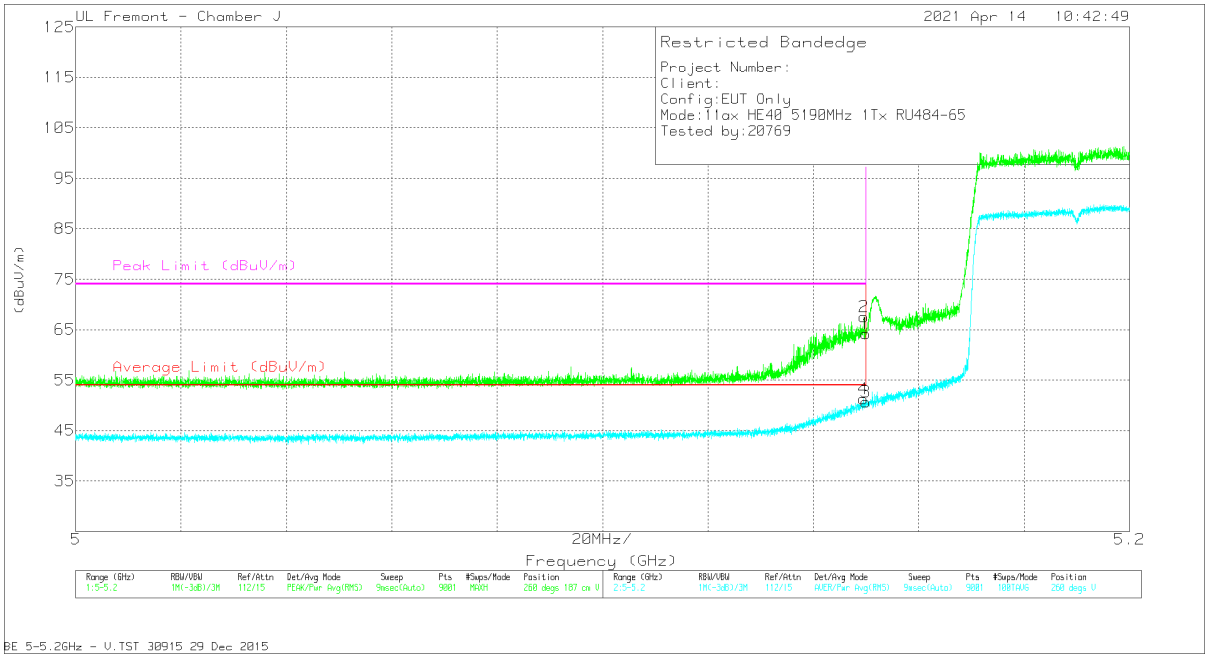

Marker	Frequency (GHz)	Meter Reading (dBuV)	Det	AF PRE0100034 (dB/m)	Amp/Cbl/Fltr/Pad (dB)	DC Corr (dB)	Corrected Reading (dBuV/m)	Average Limit (dBuV/m)	Margin (dB)	Peak Limit (dBuV/m)	PK Margin (dB)	Azimuth (Degs)	Height (cm)	Polarity
1	* 5.15	50.64	Pk	34.4	-20.8	0	64.24	-	-	74	-9.76	260	187	V
2	* 5.14964	53.94	Pk	34.4	-20.8	0	67.54	-	-	74	-6.46	260	187	V
3	* 5.15	37.01	RMS	34.4	-20.8	.11	50.72	54	-3.28	-	-	260	187	V
4	* 5.14944	37.63	RMS	34.4	-20.8	.11	51.34	54	-2.66	-	-	260	187	V

* - indicates frequency in CFR47 Pt 15 / IC RSS-Restricted Band
Pk - Peak detector
RMS - RMS detection

UL VERIFICATION SERVICES INC.
47173 Benicia Street, Fremont, CA 94538; USA TEL:(510) 319-4000 FAX:(510) 661-0888
This report shall not be reproduced except in full, without the written approval of UL Verification Services Inc.

1TX ANTENNA 5 – 26 Tones, RU Index 0

BANDEDGE (LOW CHANNEL)

HORIZONTAL RESULT

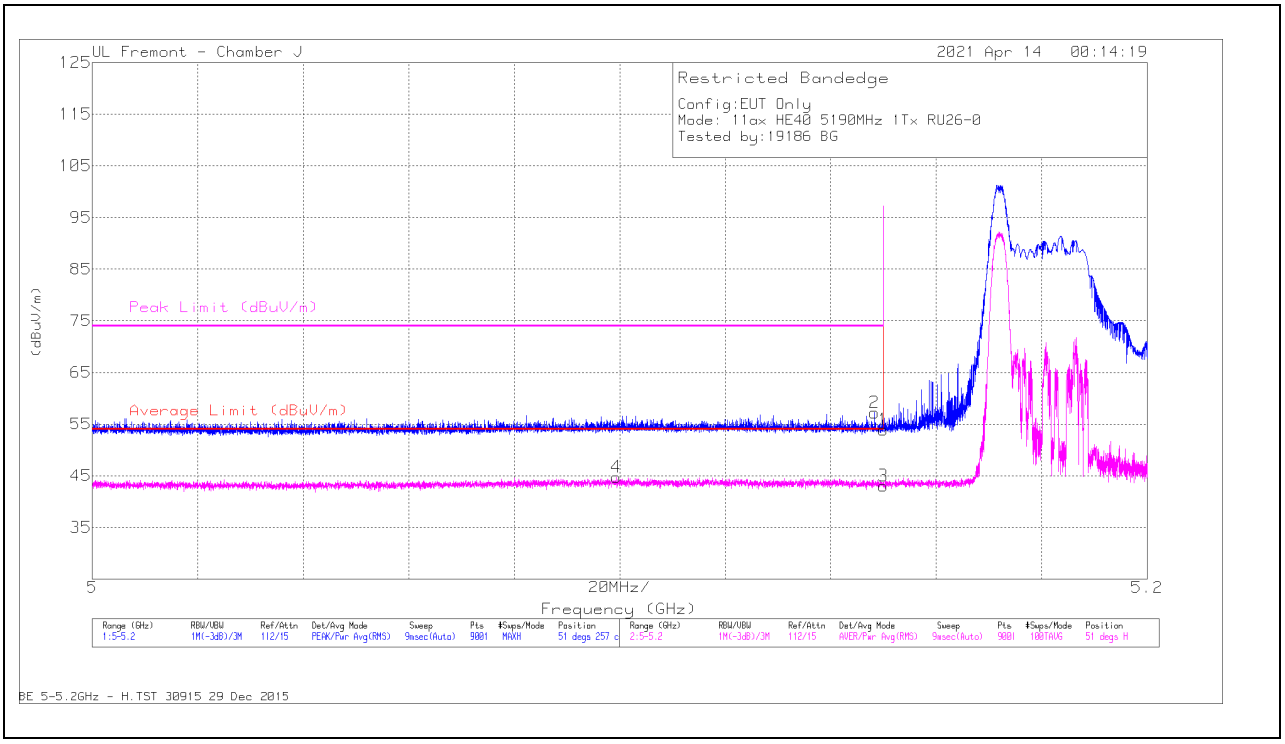

Marker	Frequency (GHz)	Meter Reading (dBuV)	Det	AF PRE0100034 (dB/m)	Amp/Cbl/Fltr/Pad (dB)	DC Corr (dB)	Corrected Reading (dBuV/m)	Average Limit (dBuV/m)	Margin (dB)	Peak Limit (dBuV/m)	PK Margin (dB)	Azimuth (Degs)	Height (cm)	Polarity
1	* 5.15	40.33	Pk	34.4	-20.8	0	53.93	-	-	74	-20.07	51	257	H
2	* 5.14827	43.61	Pk	34.4	-20.8	0	57.21	-	-	74	-16.79	51	257	H
3	* 5.15	29.42	RMS	34.4	-20.8	.11	43.13	54	-10.87	-	-	51	257	H
4	* 5.09931	31.13	RMS	34.4	-20.8	.11	44.84	54	-9.16	-	-	51	257	H

* - indicates frequency in CFR47 Pt 15 / IC RSS-Restricted Band
Pk - Peak detector
RMS - RMS detection

UL VERIFICATION SERVICES INC.
47173 Benicia Street, Fremont, CA 94538; USA TEL:(510) 319-4000 FAX:(510) 661-0888
This report shall not be reproduced except in full, without the written approval of UL Verification Services Inc.

VERTICAL RESULT

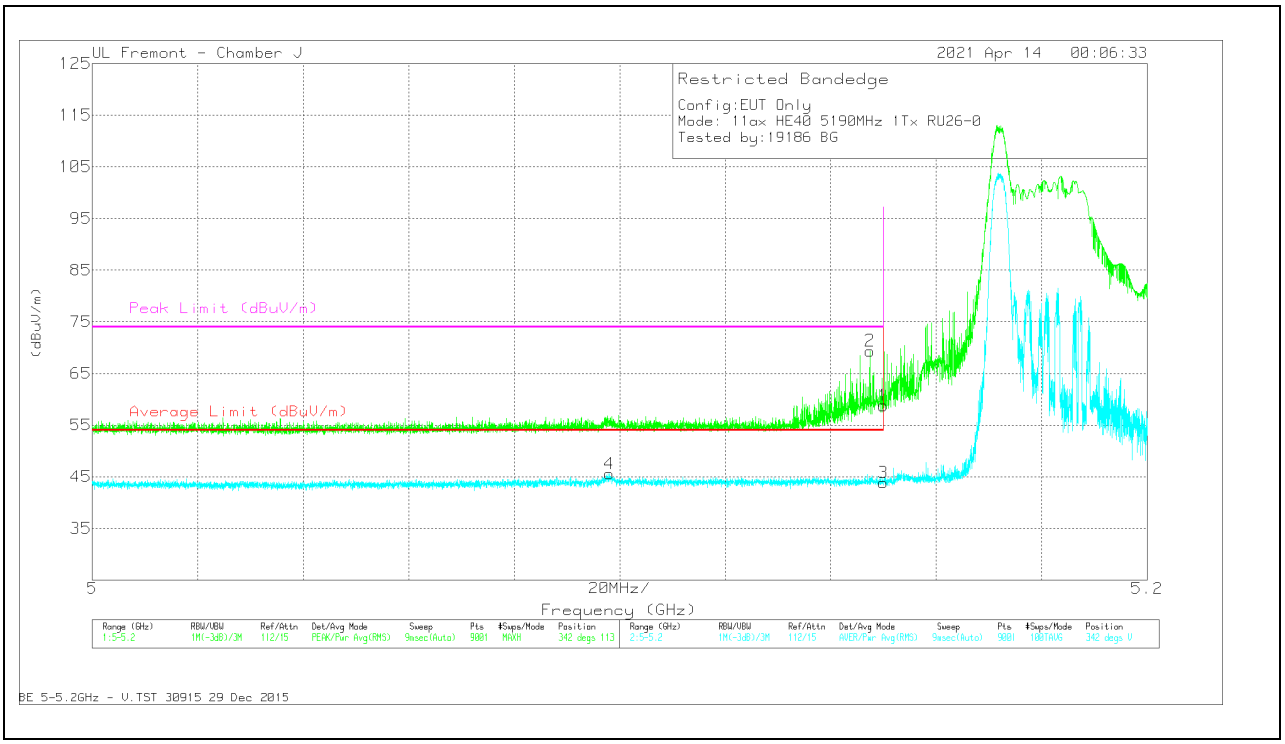

Marker	Frequency (GHz)	Meter Reading (dBuV)	Det	AF PRE0100034 (dB/m)	Amp/Cbl/Fltr/Pad (dB)	DC Corr (dB)	Corrected Reading (dBuV/m)	Average Limit (dBuV/m)	Margin (dB)	Peak Limit (dBuV/m)	PK Margin (dB)	Azimuth (Degs)	Height (cm)	Polarity
1	* 5.15	45.21	Pk	34.4	-20.8	0	58.81	-	-	74	-15.19	342	113	V
2	* 5.14749	55.75	Pk	34.4	-20.8	0	69.35	-	-	74	-4.65	342	113	V
3	* 5.15	30.24	RMS	34.4	-20.8	.11	43.95	54	-10.05	-	-	342	113	V
4	* 5.09804	31.94	RMS	34.4	-20.8	.11	45.65	54	-8.35	-	-	342	113	V

* - indicates frequency in CFR47 Pt 15 / IC RSS-Restricted Band
Pk - Peak detector
RMS - RMS detection

UL VERIFICATION SERVICES INC.
47173 Benicia Street, Fremont, CA 94538; USA TEL:(510) 319-4000 FAX:(510) 661-0888
This report shall not be reproduced except in full, without the written approval of UL Verification Services Inc.

2TX ANTENNA 6 + ANTENNA 5 OFDMA MODE – 484 Tones, RU Index 65

BANDEDGE (LOW CHANNEL)

HORIZONTAL RESULT

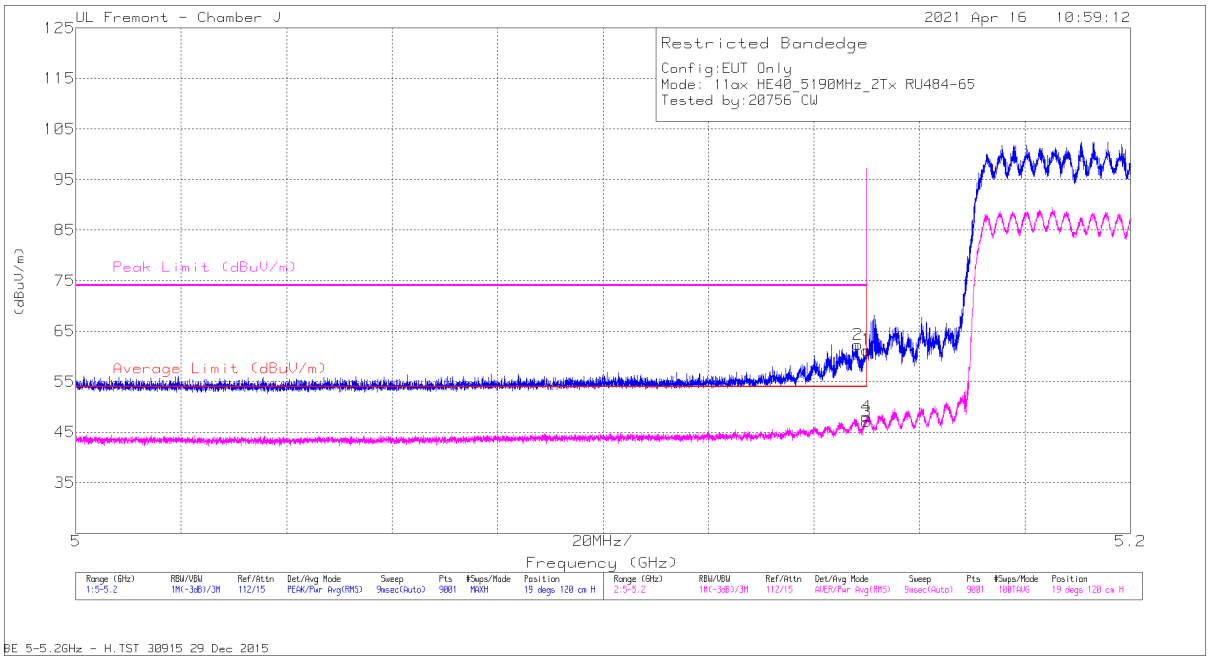

Trace Markers

Marker	Frequency (GHz)	Meter Reading (dBuV)	Det	AF PRE0100034 (dB/m)	Amp/Cbl/Fltr/Pad (dB)	Corrected Reading (dBuV/m)	Average Limit (dBuV/m)	Margin (dB)	Peak Limit (dBuV/m)	PK Margin (dB)	Azimuth (Degs)	Height (cm)	Polarity
1	* 5.15	47.68	Pk	34.4	-20.8	61.28	-	-	74	-12.72	19	120	H
2	* 5.14829	48.79	Pk	34.4	-20.8	62.39	-	-	74	-11.61	19	120	H
3	* 5.15	33.49	RMS	34.4	-20.8	47.09	54	-6.91	-	-	19	120	H
4	* 5.14998	34.51	RMS	34.4	-20.8	48.11	54	-5.89	-	-	19	120	H

* - indicates frequency in CFR47 Pt 15 / IC RSS-Restricted Band
Pk - Peak detector
RMS - RMS detection

UL VERIFICATION SERVICES INC.
47173 Benicia Street, Fremont, CA 94538; USA TEL:(510) 319-4000 FAX:(510) 661-0888
This report shall not be reproduced except in full, without the written approval of UL Verification Services Inc.

VERTICAL RESULT

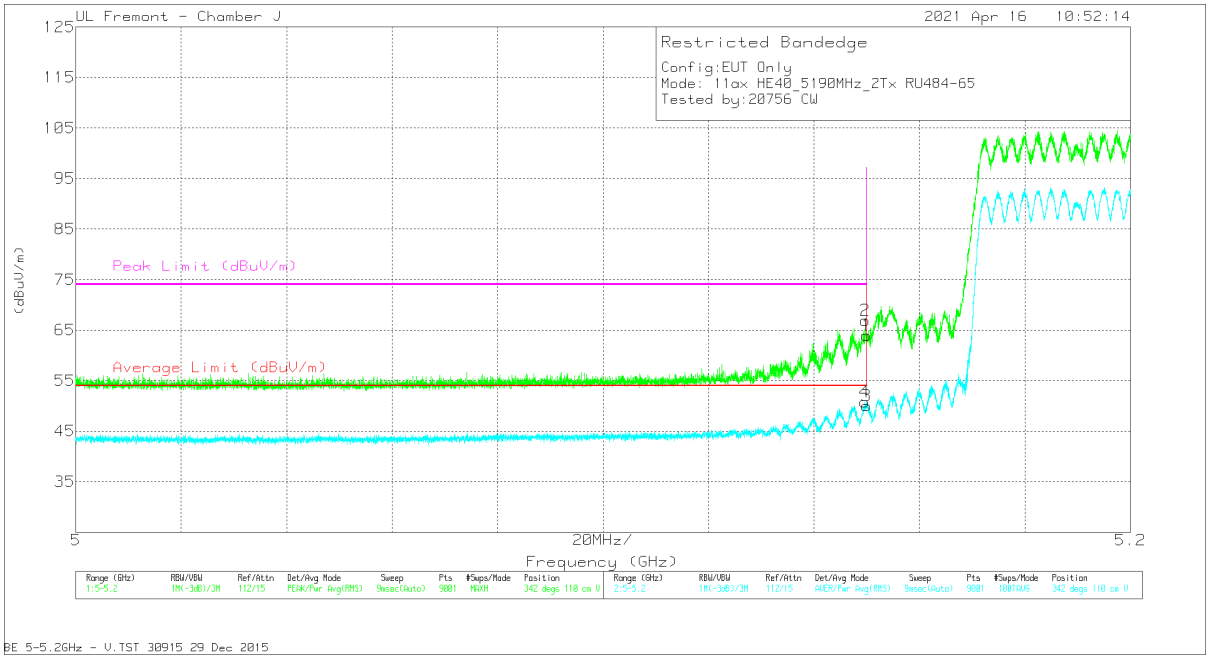

Trace Markers

Marker	Frequency (GHz)	Meter Reading (dBuV)	Det	AF PRE0100034 (dB/m)	Amp/Cbl/Fltr/Pad (dB)	Corrected Reading (dBuV/m)	Average Limit (dBuV/m)	Margin (dB)	Peak Limit (dBuV/m)	PK Margin (dB)	Azimuth (Degs)	Height (cm)	Polarity
1	* 5.15	50.41	Pk	34.4	-20.8	64.01	-	-	74	-9.99	342	110	V
2	* 5.14969	53.33	Pk	34.4	-20.8	66.93	-	-	74	-7.07	342	110	V
3	* 5.15	36.48	RMS	34.4	-20.8	50.08	54	-3.92	-	-	342	110	V
4	* 5.14964	37.22	RMS	34.4	-20.8	50.82	54	-3.18	-	-	342	110	V

* - indicates frequency in CFR47 Pt 15 / IC RSS-Restricted Band
Pk - Peak detector
RMS - RMS detection

UL VERIFICATION SERVICES INC.
47173 Benicia Street, Fremont, CA 94538; USA TEL:(510) 319-4000 FAX:(510) 661-0888
This report shall not be reproduced except in full, without the written approval of UL Verification Services Inc.

HARMONICS AND SPURIOUS EMISSIONS

LOW CHANNEL RESULTS

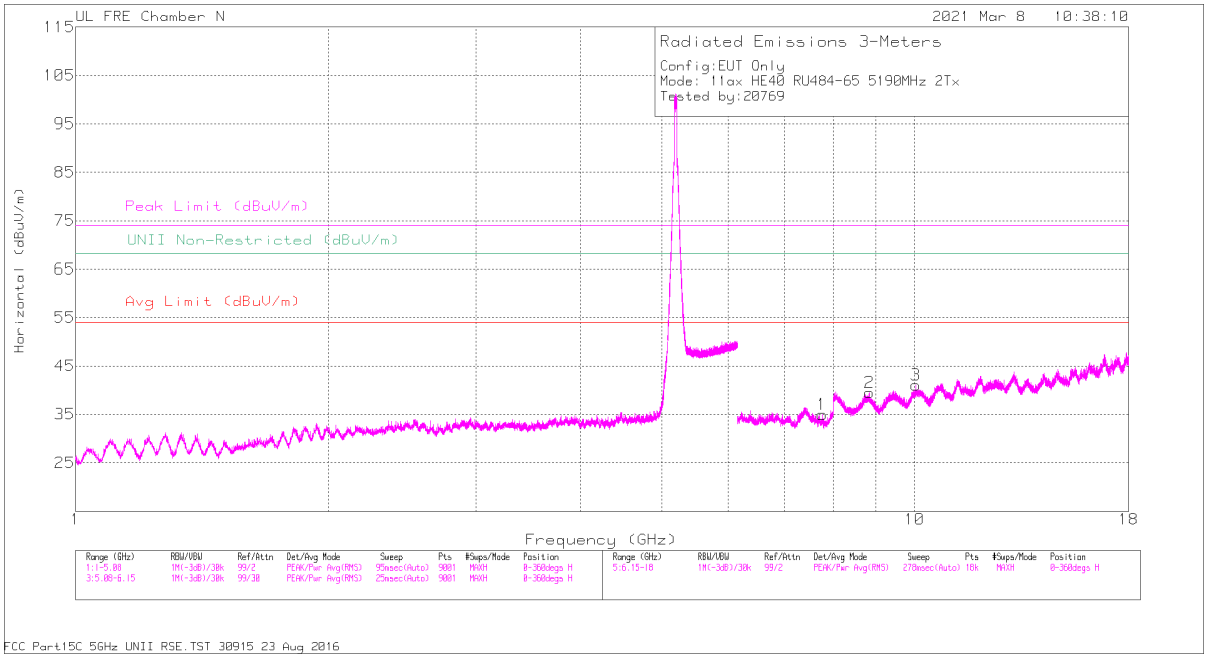

HORIZONTAL

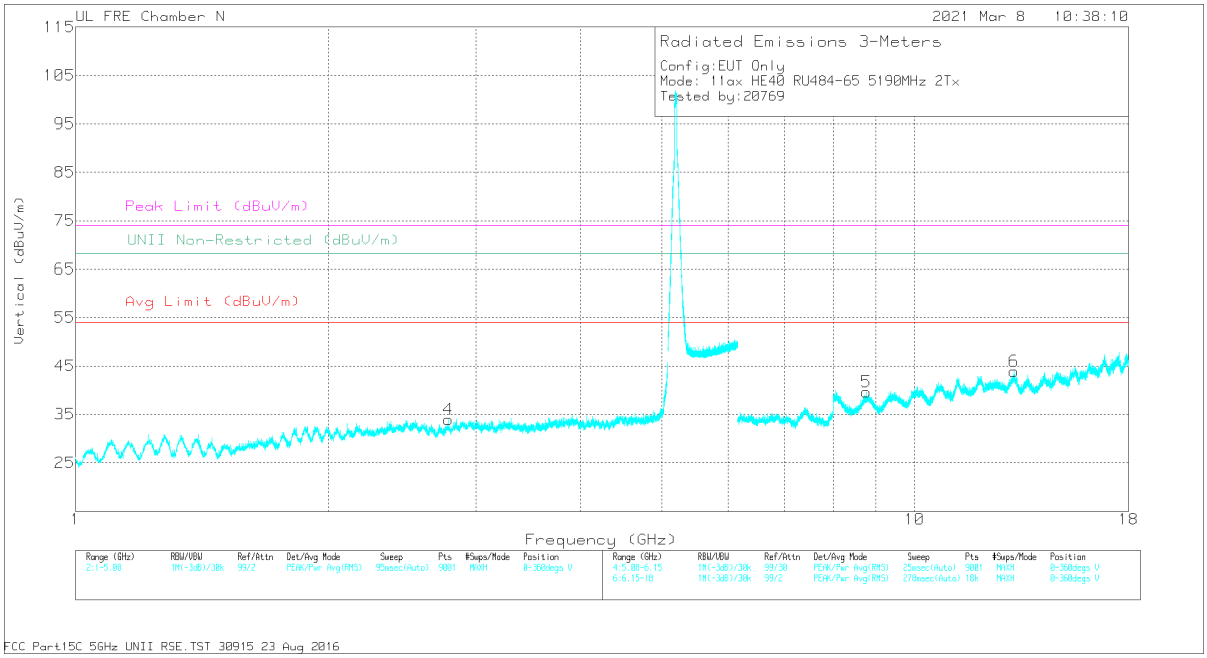

VERTICAL

UL VERIFICATION SERVICES INC.
47173 Benicia Street, Fremont, CA 94538; USA TEL:(510) 319-4000 FAX:(510) 661-0888

This report shall not be reproduced except in full, without the written approval of UL Verification Services Inc.

RADIATED EMISSIONS

Marker	Frequency (GHz)	Meter Reading (dBuV)	Det	AF PRE0213971 (dB/m)	Amp/Cbl/Fltr/Pad (dB)	Corrected Reading (dBuV/m)	Avg Limit (dBuV/m)	Margin (dB)	Peak Limit (dBuV/m)	PK Margin (dB)	UNII Non-Restricted (dBuV/m)	PK Margin (dB)	Azimuth (Degs)	Height (cm)	Polarity
4	* 2.78213	56.29	PK-U	32.1	-45.1	43.29	-	-	74	-30.71	-	-	1	172	V
	* 2.78042	44.34	ADR	32.1	-45.1	31.34	54	-22.66	-	-	-	-	1	172	V
1	7.76394	50.06	PK-U	35.9	-39.7	46.26	-	-	-	-	68.2	-21.94	1	302	H
5	8.7647	52.3	PK-U	36.1	-40	48.4	-	-	-	-	68.2	-19.8	127	102	V
2	8.84268	51.94	PK-U	36.2	-40	48.14	-	-	-	-	68.2	-20.06	198	354	H
3	10.04331	52.82	PK-U	37.2	-40	50.02	-	-	-	-	68.2	-18.18	349	362	H
6	13.14836	51.11	PK-U	39.2	-37.2	53.11	-	-	-	-	68.2	-15.09	277	305	V

* - indicates frequency in CFR47 Pt 15 / IC RSS-Restricted Band
PK-U - U-NII: Maximum Peak
ADR - U-NII AD primary method, RMS average

UL VERIFICATION SERVICES INC.
47173 Benicia Street, Fremont, CA 94538; USA TEL:(510) 319-4000 FAX:(510) 661-0888
This report shall not be reproduced except in full, without the written approval of UL Verification Services Inc.

HIGH CHANNEL RESULTS

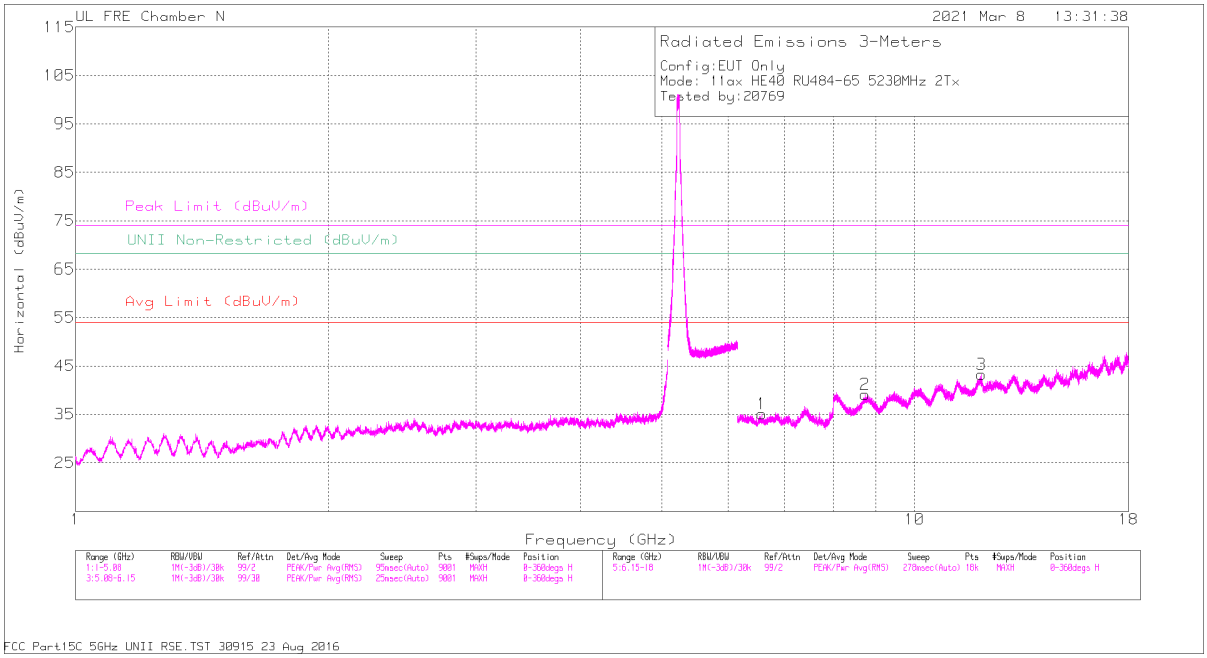

HORIZONTAL

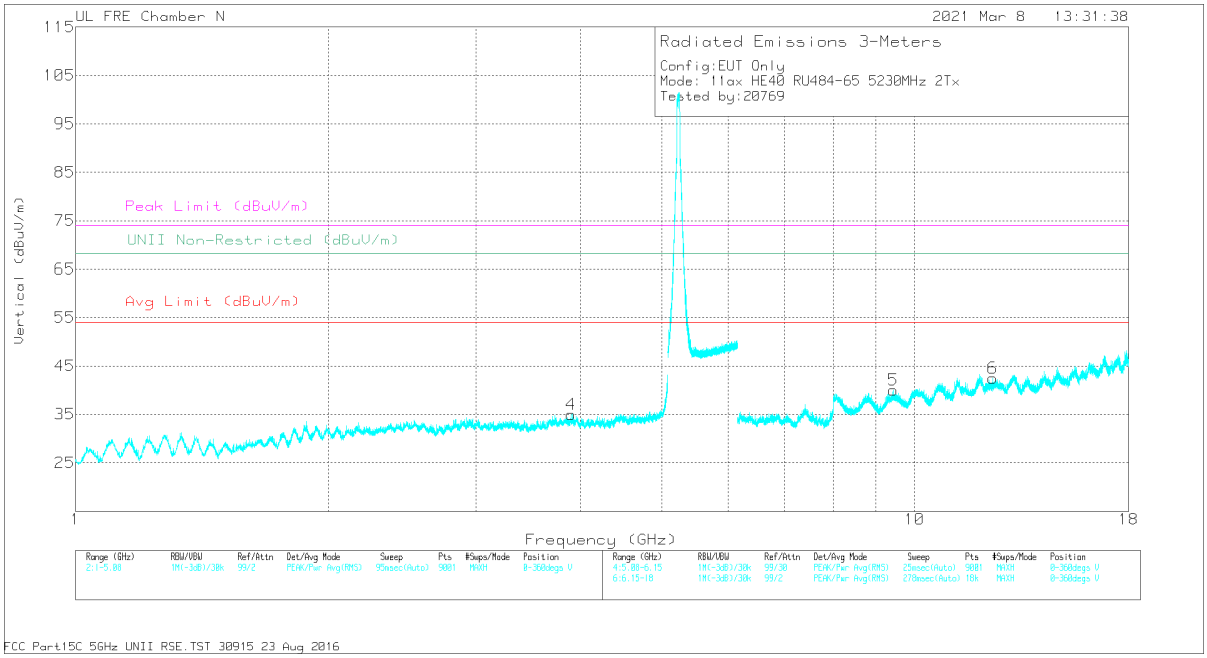

VERTICAL

UL VERIFICATION SERVICES INC.
47173 Benicia Street, Fremont, CA 94538; USA TEL:(510) 319-4000 FAX:(510) 661-0888

This report shall not be reproduced except in full, without the written approval of UL Verification Services Inc.

RADIATED EMISSIONS

Marker	Frequency (GHz)	Meter Reading (dBuV)	Det	AF PRE0213971 (dB/m)	Amp/Cbl/Fltr/Pad (dB)	Corrected Reading (dBuV/m)	Avg Limit (dBuV/m)	Margin (dB)	Peak Limit (dBuV/m)	PK Margin (dB)	UNII Non-Restricted (dBuV/m)	PK Margin (dB)	Azimuth (Degs)	Height (cm)	Polarity
4	* 3.89819	57.2	PK-U	33.6	-43.2	47.6	-	-	74	-26.4	-	-	154	398	V
	* 3.89594	44.49	ADR	33.6	-43.3	34.79	54	-19.21	-	-	-	-	154	398	V
3	* 12.02456	49.57	PK-U	38.8	-37.7	50.67	-	-	74	-23.33	-	-	228	252	H
	* 12.02145	38.38	ADR	38.8	-37.7	39.48	54	-14.52	-	-	-	-	228	252	H
5	* 9.42886	52.27	PK-U	36.6	-40	48.87	-	-	74	-25.13	-	-	0	139	V
	* 9.43125	40.52	ADR	36.6	-40	37.12	54	-16.88	-	-	-	-	0	139	V
6	* 12.39741	50.15	PK-U	39	-37.6	51.55	-	-	74	-22.45	-	-	347	267	V
	* 12.39546	38.47	ADR	39.1	-37.6	39.97	54	-14.03	-	-	-	-	347	267	V
1	6.57514	51.52	PK-U	35.7	-40.9	46.32	-	-	-	-	68.2	-21.88	261	195	H
2	8.73665	52.31	PK-U	36	-40	48.31	-	-	-	-	68.2	-19.89	228	337	H

* - indicates frequency in CFR47 Pt 15 / IC RSS-Restricted Band
PK-U - U-NII: Maximum Peak
ADR - U-NII AD primary method, RMS average

UL VERIFICATION SERVICES INC.
47173 Benicia Street, Fremont, CA 94538; USA TEL:(510) 319-4000 FAX:(510) 661-0888
This report shall not be reproduced except in full, without the written approval of UL Verification Services Inc.

2TX ANTENNA 6 + ANTENNA 5 OFDMA MODE – 26 Tones, RU Index 0

BANDEDGE (LOW CHANNEL)

HORIZONTAL RESULT

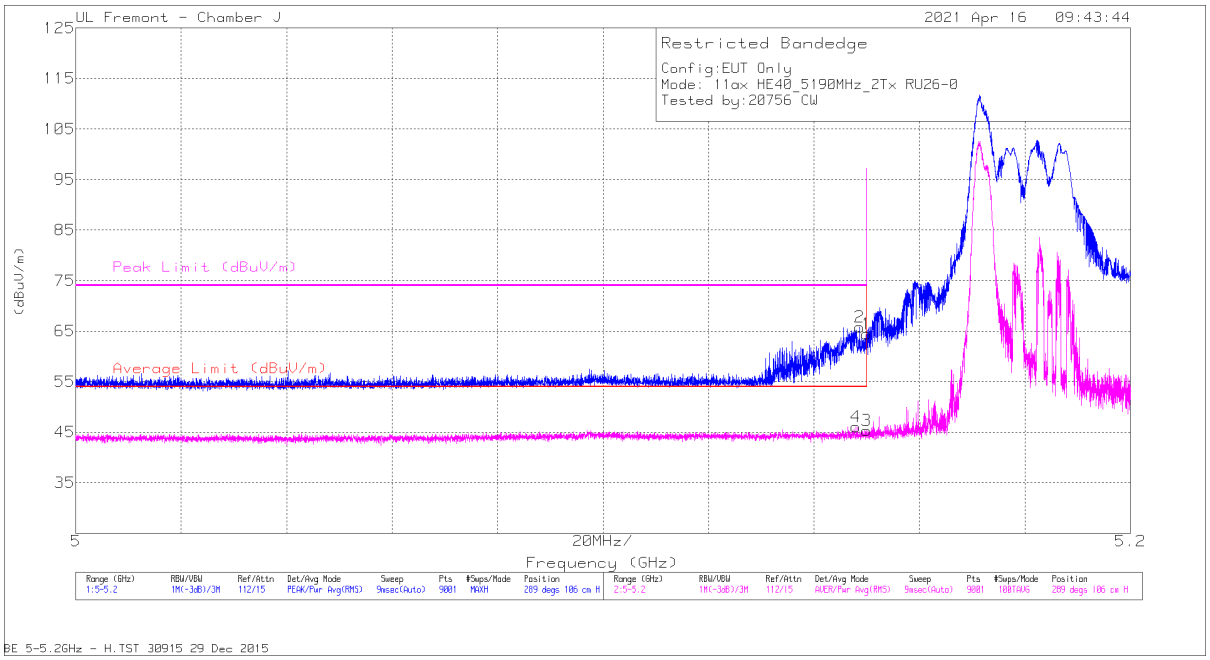

Trace Markers

Marker	Frequency (GHz)	Meter Reading (dBuV)	Det	AF PRE0100034 (dB/m)	Amp/Cbl/Fltr/Pad (dB)	Corrected Reading (dBuV/m)	Average Limit (dBuV/m)	Margin (dB)	Peak Limit (dBuV/m)	PK Margin (dB)	Azimuth (Degs)	Height (cm)	Polarity
1	* 5.15	50.86	Pk	34.4	-20.8	64.46	-	-	74	-9.54	289	106	H
2	* 5.14862	52.19	Pk	34.4	-20.8	65.79	-	-	74	-8.21	289	106	H
3	* 5.15	31.7	RMS	34.4	-20.8	45.3	54	-8.7	-	-	289	106	H
4	* 5.14793	32.5	RMS	34.4	-20.8	46.1	54	-7.9	-	-	289	106	H

* - indicates frequency in CFR47 Pt 15 / IC RSS-Restricted Band
Pk - Peak detector
RMS - RMS detection

UL VERIFICATION SERVICES INC.
47173 Benicia Street, Fremont, CA 94538; USA TEL:(510) 319-4000 FAX:(510) 661-0888
This report shall not be reproduced except in full, without the written approval of UL Verification Services Inc.

VERTICAL RESULT

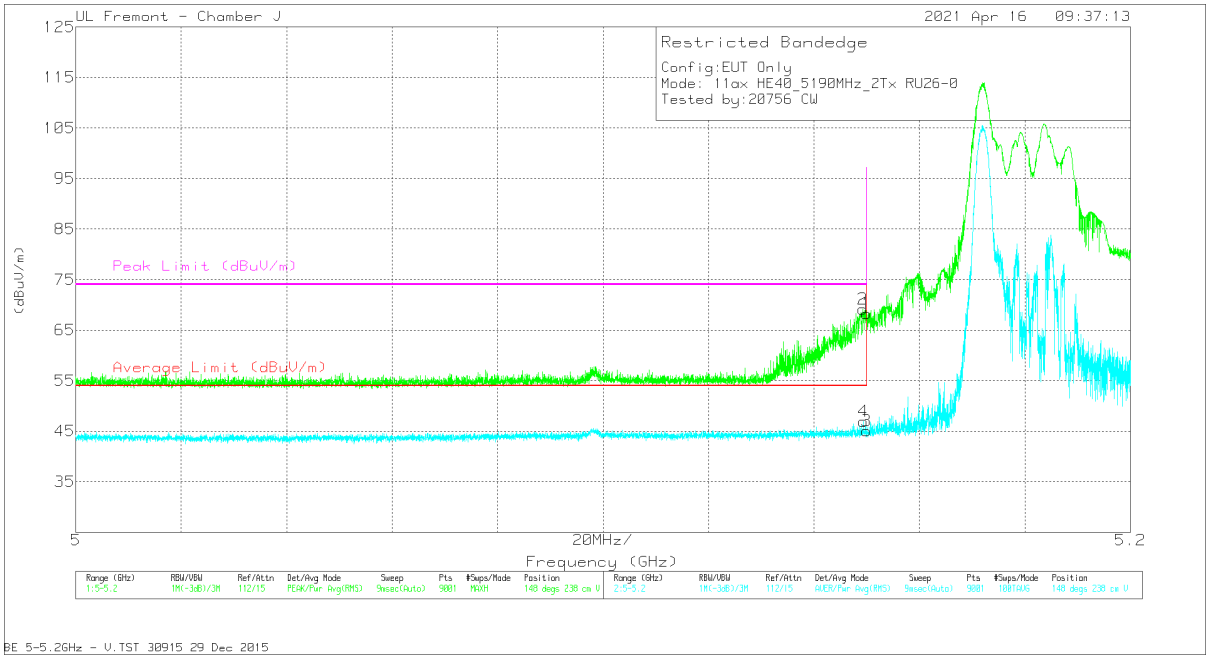

Trace Markers

Marker	Frequency (GHz)	Meter Reading (dBuV)	Det	AF PRE0100034 (dB/m)	Amp/Cbl/Fltr/Pad (dB)	Corrected Reading (dBuV/m)	Average Limit (dBuV/m)	Margin (dB)	Peak Limit (dBuV/m)	PK Margin (dB)	Azimuth (Degs)	Height (cm)	Polarity
1	* 5.15	54.67	Pk	34.4	-20.8	68.27	-	-	74	-5.73	148	238	V
2	* 5.14927	55.58	Pk	34.4	-20.8	69.18	-	-	74	-4.82	148	238	V
3	* 5.15	31.44	RMS	34.4	-20.8	45.04	54	-8.96	-	-	148	238	V
4	* 5.14935	33.31	RMS	34.4	-20.8	46.91	54	-7.09	-	-	148	238	V

* - indicates frequency in CFR47 Pt 15 / IC RSS-Restricted Band
Pk - Peak detector
RMS - RMS detection

UL VERIFICATION SERVICES INC.
47173 Benicia Street, Fremont, CA 94538; USA TEL:(510) 319-4000 FAX:(510) 661-0888
This report shall not be reproduced except in full, without the written approval of UL Verification Services Inc.

HARMONICS AND SPURIOUS EMISSIONS

LOW CHANNEL RESULTS

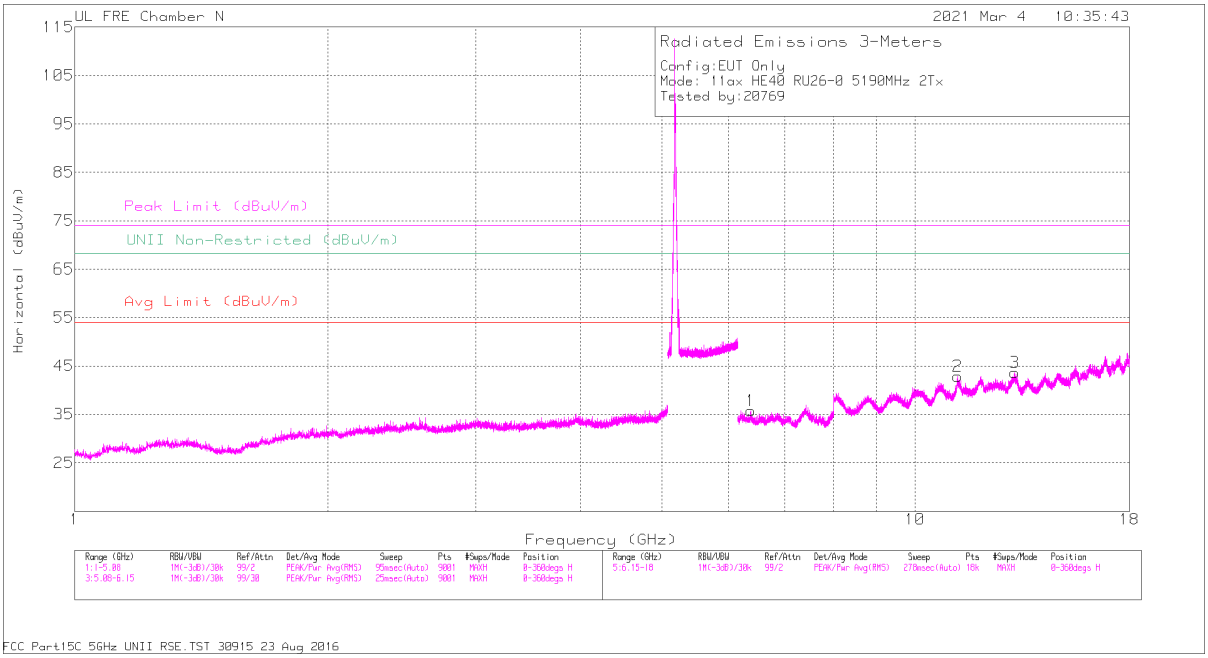

HORIZONTAL

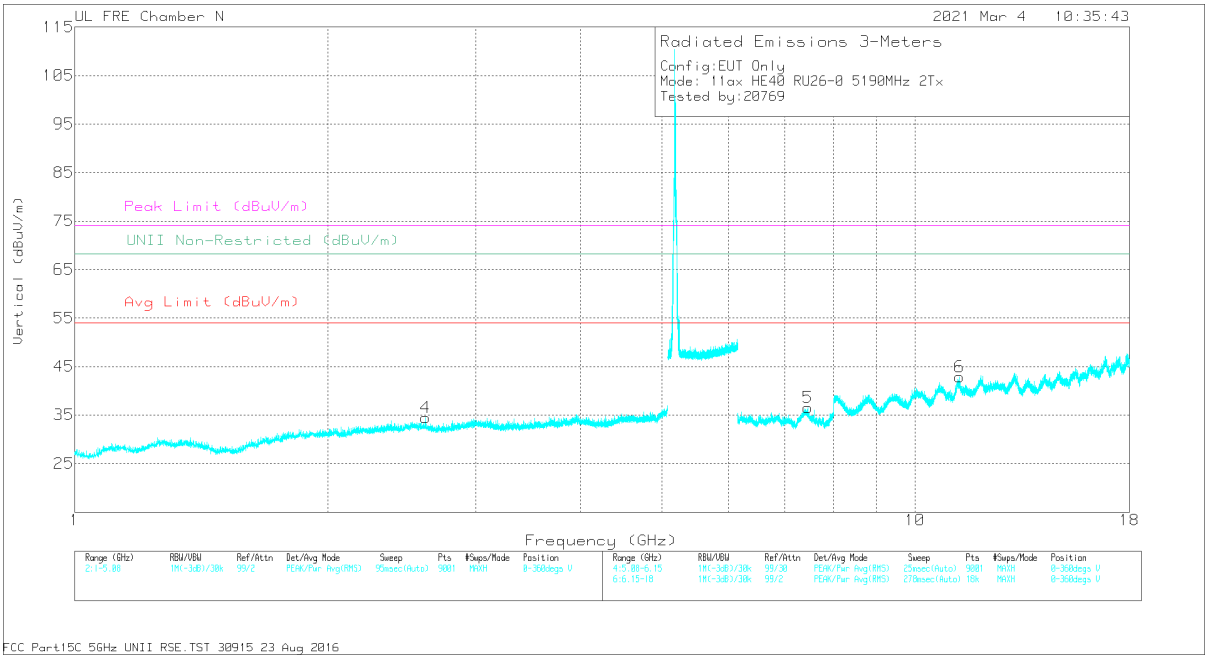

VERTICAL

UL VERIFICATION SERVICES INC.
47173 Benicia Street, Fremont, CA 94538; USA TEL:(510) 319-4000 FAX:(510) 661-0888

This report shall not be reproduced except in full, without the written approval of UL Verification Services Inc.

RADIATED EMISSIONS

Marker	Frequency (GHz)	Meter Reading (dBuV)	Det	AF PRE0213971 (dB/m)	Amp/Cbl/Fltr/Pad (dB)	Corrected Reading (dBuV/m)	Avg Limit (dBuV/m)	Margin (dB)	Peak Limit (dBuV/m)	PK Margin (dB)	UNII Non-Restricted (dBuV/m)	PK Margin (dB)	Azimuth (Degs)	Height (cm)	Polarity
2	* 11.24908	52.24	PK-U	38	-38.8	51.44	-	-	74	-22.56	-	-	320	335	H
	* 11.24971	40.82	ADR	38	-38.8	40.02	54	-13.98	-	-	-	-	320	335	H
5	* 7.45954	52.82	PK-U	35.8	-40.6	48.02	-	-	74	-25.98	-	-	346	298	V
	* 7.45959	40.87	ADR	35.8	-40.6	36.07	54	-17.93	-	-	-	-	346	298	V
6	* 11.29744	52.19	PK-U	38	-38.7	51.49	-	-	74	-22.51	-	-	291	118	V
	* 11.29718	40.92	ADR	38	-38.7	40.22	54	-13.78	-	-	-	-	291	118	V
4	2.61403	57.68	PK-U	32.2	-45.1	44.78	-	-	-	-	68.2	-23.42	356	247	V
1	6.37497	51.42	PK-U	35.6	-40.6	46.42	-	-	-	-	68.2	-21.78	20	165	H
3	13.147	51.2	PK-U	39.2	-37.2	53.2	-	-	-	-	68.2	-15	86	116	H

* - indicates frequency in CFR47 Pt 15 / IC RSS-Restricted Band
PK-U - U-NII: Maximum Peak
ADR - U-NII AD primary method, RMS average

UL VERIFICATION SERVICES INC.
47173 Benicia Street, Fremont, CA 94538; USA TEL:(510) 319-4000 FAX:(510) 661-0888
This report shall not be reproduced except in full, without the written approval of UL Verification Services Inc.

HIGH CHANNEL RESULTS

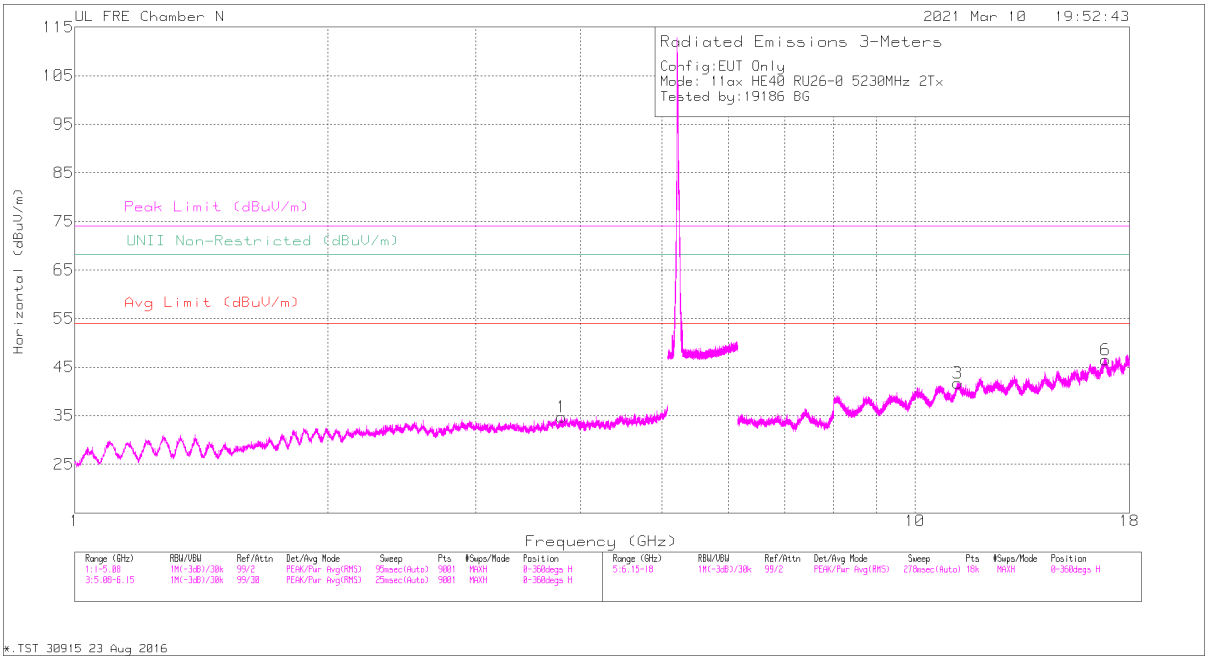

HORIZONTAL

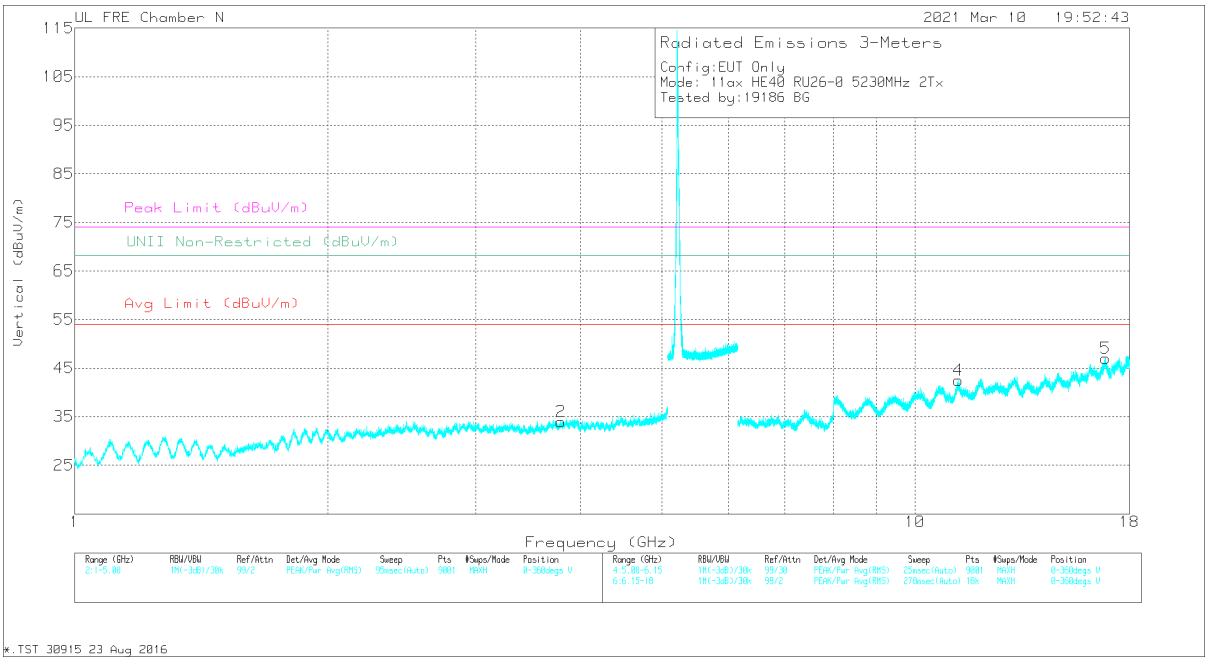

VERTICAL

UL VERIFICATION SERVICES INC.
47173 Benicia Street, Fremont, CA 94538; USA TEL:(510) 319-4000 FAX:(510) 661-0888

This report shall not be reproduced except in full, without the written approval of UL Verification Services Inc.

RADIATED EMISSIONS

Marker	Frequency (GHz)	Meter Reading (dBuV)	Det	AF PRE0213971 (dB/m)	Amp/Cbl/Fltr/Pad (dB)	Corrected Reading (dBuV/m)	Avg Limit (dBuV/m)	Margin (dB)	Peak Limit (dBuV/m)	PK Margin (dB)	UNII Non-Restricted (dBuV/m)	PK Margin (dB)	Azimuth (Degs)	Height (cm)	Polarity
1	* 3.79736	54.1	PK-U	33.5	-43.7	43.9	-	-	74	-30.1	-	-	0	100	H
	* 3.79587	42.53	ADR	33.5	-43.7	32.33	54	-21.67	-	-	-	-	0	100	H
2	* 3.79156	54.43	PK-U	33.4	-43.7	44.13	-	-	74	-29.87	-	-	0	201	V
	* 3.79002	42.59	ADR	33.4	-43.7	32.29	54	-21.71	-	-	-	-	0	201	V
3	* 11.24137	52.42	PK-U	38	-38.7	51.72	-	-	74	-22.28	-	-	0	200	H
	* 11.24067	40.91	ADR	38	-38.7	40.21	54	-13.79	-	-	-	-	0	200	H
4	* 11.25325	52.79	PK-U	38	-38.9	51.89	-	-	74	-22.11	-	-	0	100	V
	* 11.2533	40.91	ADR	38	-38.9	40.01	54	-13.99	-	-	-	-	0	100	V
5	16.86268	48.86	PK-U	41.7	-35.9	54.66	-	-	-	-	68.2	-13.54	0	100	V
6	16.86695	49.44	PK-U	41.7	-35.9	55.24	-	-	-	-	68.2	-12.96	0	200	H

* - indicates frequency in CFR47 Pt 15 / IC RSS-Restricted Band
PK-U - U-NII: Maximum Peak
ADR - U-NII AD primary method, RMS average

UL VERIFICATION SERVICES INC.
47173 Benicia Street, Fremont, CA 94538; USA TEL:(510) 319-4000 FAX:(510) 661-0888
This report shall not be reproduced except in full, without the written approval of UL Verification Services Inc.

1.1.6. TX ABOVE 1 GHz 802.11ax HE80 MODE IN THE 5.2 GHz BAND

1TX ANTENNA 6 – 996 Tones, RU Index 67

BANDEDGE (MID CHANNEL)

HORIZONTAL RESULT

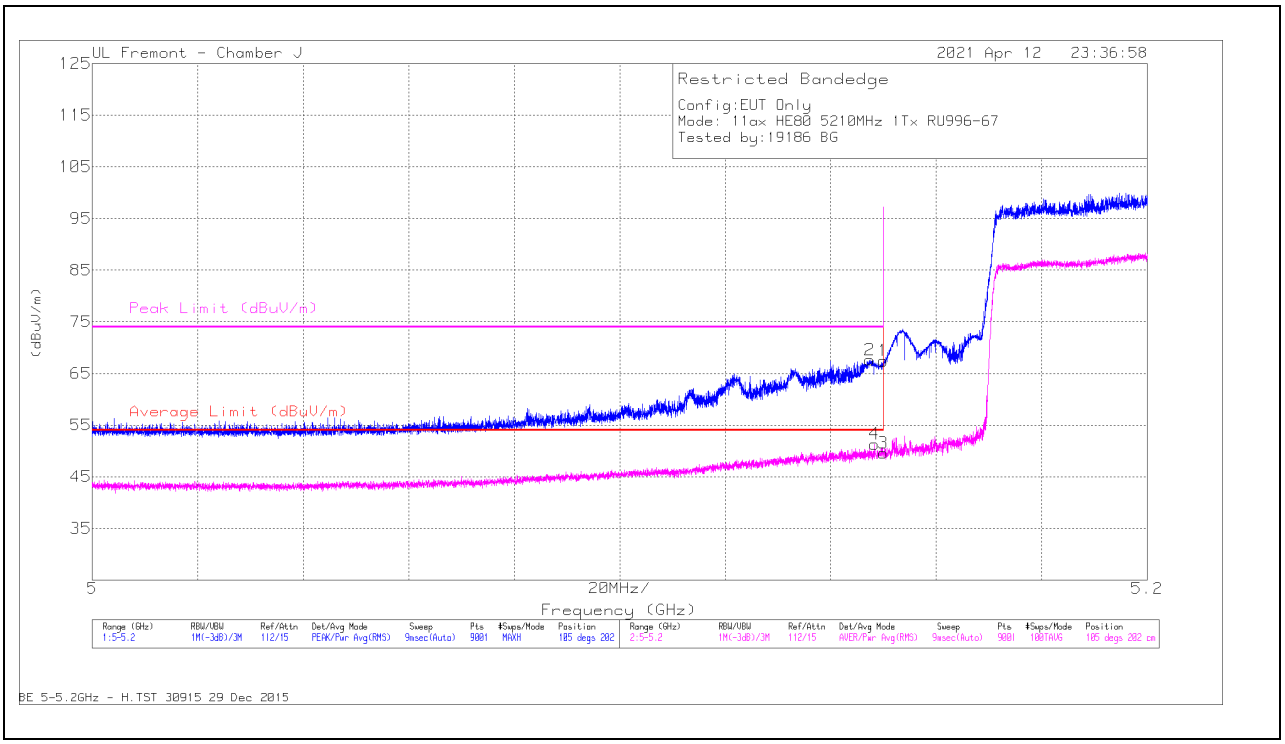

Marker	Frequency (GHz)	Meter Reading (dBuV)	Det	AF PRE0100034 (dB/m)	Amp/Cbl/Fltr/Pad (dB)	DC Corr (dB)	Corrected Reading (dBuV/m)	Average Limit (dBuV/m)	Margin (dB)	Peak Limit (dBuV/m)	PK Margin (dB)	Azimuth (Degs)	Height (cm)	Polarity
1	* 5.15	53.86	Pk	34.4	-20.8	0	67.46	-	-	74	-6.54	105	202	H
2	* 5.1474	54.01	Pk	34.4	-20.8	0	67.61	-	-	74	-6.39	105	202	H
3	* 5.15	35.83	RMS	34.4	-20.8	.12	49.55	54	-4.45	-	-	105	202	H
4	* 5.14831	37.61	RMS	34.4	-20.8	.12	51.33	54	-2.67	-	-	105	202	H

* - indicates frequency in CFR47 Pt 15 / IC RSS-Restricted Band
Pk - Peak detector
RMS - RMS detection

UL VERIFICATION SERVICES INC.
47173 Benicia Street, Fremont, CA 94538; USA TEL:(510) 319-4000 FAX:(510) 661-0888
This report shall not be reproduced except in full, without the written approval of UL Verification Services Inc.

VERTICAL RESULT

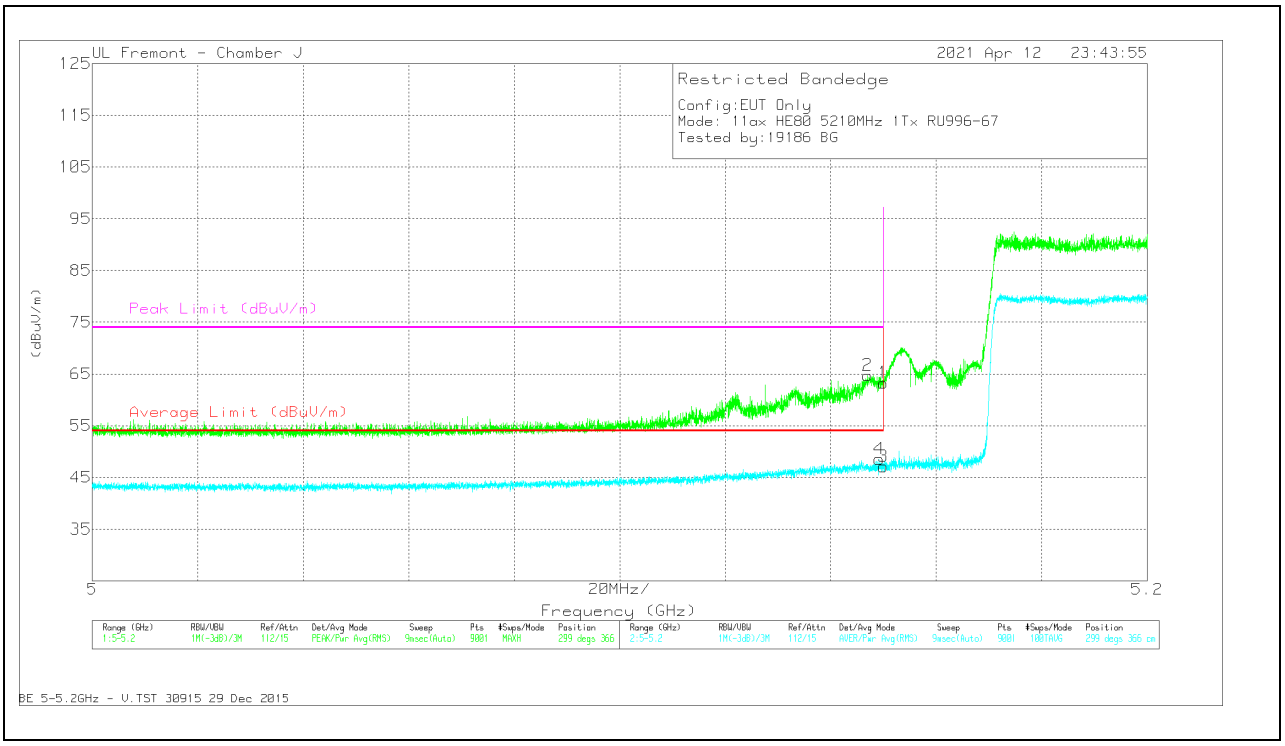

Marker	Frequency (GHz)	Meter Reading (dBuV)	Det	AF PRE0100034 (dB/m)	Amp/Cbl/Fltr/Pad (dB)	DC Corr (dB)	Corrected Reading (dBuV/m)	Average Limit (dBuV/m)	Margin (dB)	Peak Limit (dBuV/m)	PK Margin (dB)	Azimuth (Degs)	Height (cm)	Polarity
1	* 5.15	49.66	Pk	34.4	-20.8	0	63.26	-	-	74	-10.74	299	366	V
2	* 5.147	51.13	Pk	34.4	-20.8	0	64.73	-	-	74	-9.27	299	366	V
3	* 5.15	33.38	RMS	34.4	-20.8	.12	47.10	54	-6.90	-	-	299	366	V
4	* 5.14918	34.83	RMS	34.4	-20.8	.12	48.55	54	-5.45	-	-	299	366	V

* - indicates frequency in CFR47 Pt 15 / IC RSS-Restricted Band
Pk - Peak detector
RMS - RMS detection

UL VERIFICATION SERVICES INC.
47173 Benicia Street, Fremont, CA 94538; USA TEL:(510) 319-4000 FAX:(510) 661-0888
This report shall not be reproduced except in full, without the written approval of UL Verification Services Inc.

1TX ANTENNA 6 – 26 Tones, RU Index 0

BANDEDGE (MID CHANNEL)

HORIZONTAL RESULT

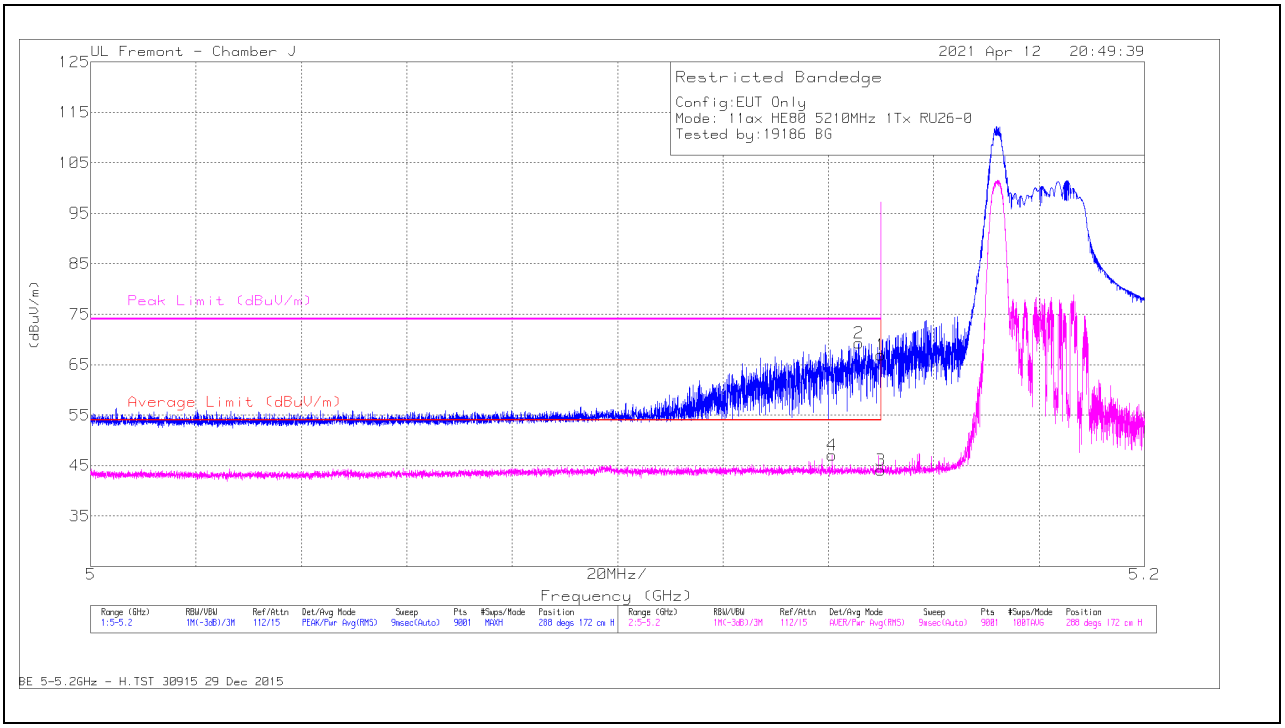

Marker	Frequency (GHz)	Meter Reading (dBuV)	Det	AF PRE0100034 (dB/m)	Amp/Cbl/Fltr/Pad (dB)	DC Corr (dB)	Corrected Reading (dBuV/m)	Average Limit (dBuV/m)	Margin (dB)	Peak Limit (dBuV/m)	PK Margin (dB)	Azimuth (Degs)	Height (cm)	Polarity
1	* 5.15	53.35	Pk	34.4	-20.8	0	66.95	-	-	74	-7.05	288	172	H
2	* 5.14584	55.72	Pk	34.4	-20.8	0	69.32	-	-	74	-4.68	288	172	H
3	* 5.15	30.37	RMS	34.4	-20.8	.12	44.09	54	-9.91	-	-	288	172	H
4	* 5.14069	33.35	RMS	34.4	-20.8	.12	47.07	54	-6.93	-	-	288	172	H

* - indicates frequency in CFR47 Pt 15 / IC RSS-Restricted Band
Pk - Peak detector
RMS - RMS detection

UL VERIFICATION SERVICES INC.
47173 Benicia Street, Fremont, CA 94538; USA TEL:(510) 319-4000 FAX:(510) 661-0888
This report shall not be reproduced except in full, without the written approval of UL Verification Services Inc.

VERTICAL RESULT

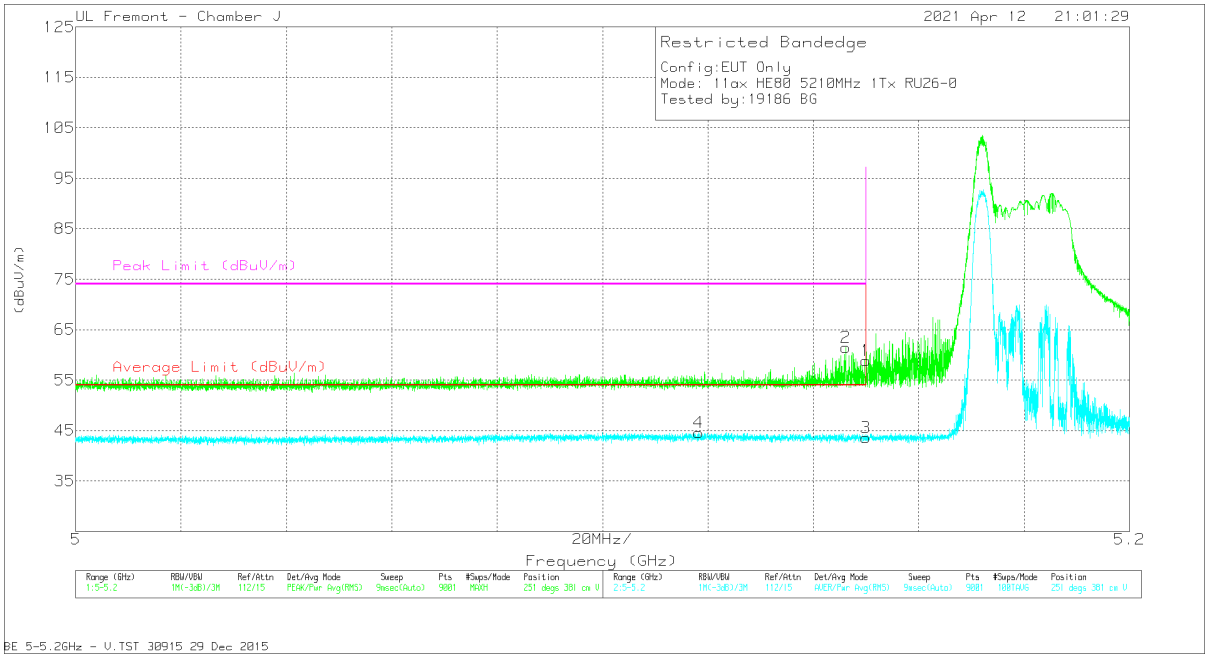

Marker	Frequency (GHz)	Meter Reading (dBuV)	Det	AF PRE0100034 (dB/m)	Amp/Cbl/Fltr/Pad (dB)	DC Corr (dB)	Corrected Reading (dBuV/m)	Average Limit (dBuV/m)	Margin (dB)	Peak Limit (dBuV/m)	PK Margin (dB)	Azimuth (Degs)	Height (cm)	Polarity
1	* 5.15	45.3	Pk	34.4	-20.8	0	58.9	-	-	74	-15.1	251	381	V
2	* 5.14613	47.84	Pk	34.4	-20.8	0	61.44	-	-	74	-12.56	251	381	V
3	* 5.15	29.84	RMS	34.4	-20.8	.12	43.56	54	-10.44	-	-	251	381	V
4	* 5.11829	30.93	RMS	34.4	-20.8	.12	44.65	54	-9.35	-	-	251	381	V

* - indicates frequency in CFR47 Pt 15 / IC RSS-Restricted Band
Pk - Peak detector
RMS - RMS detection

UL VERIFICATION SERVICES INC.
47173 Benicia Street, Fremont, CA 94538; USA TEL:(510) 319-4000 FAX:(510) 661-0888
This report shall not be reproduced except in full, without the written approval of UL Verification Services Inc.

1TX ANTENNA 5 – 996 Tones, RU Index 67

BANDEDGE (MID CHANNEL)

HORIZONTAL RESULT

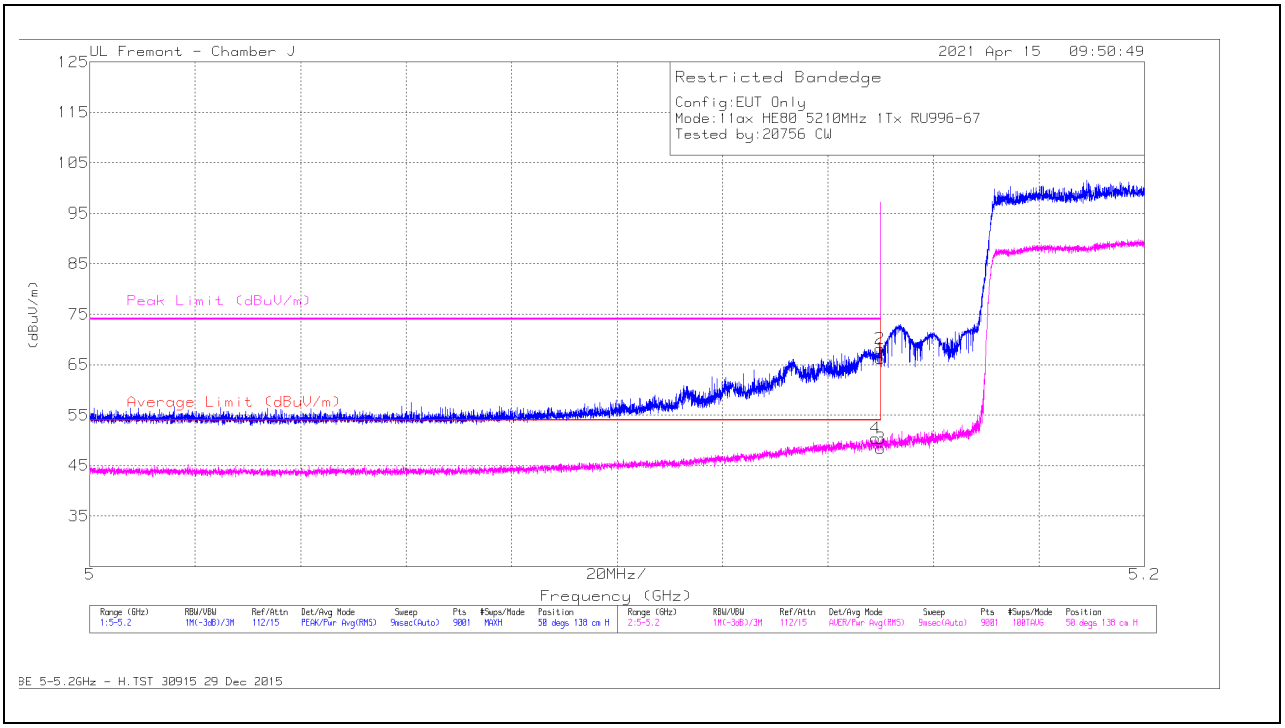

Marker	Frequency (GHz)	Meter Reading (dBuV)	Det	AF PRE0100034 (dB/m)	Amp/Cbl/Filtr/Pad (dB)	DC Corr (dB)	Corrected Reading (dBuV/m)	Average Limit (dBuV/m)	Margin (dB)	Peak Limit (dBuV/m)	PK Margin (dB)	Azimuth (Degs)	Height (cm)	Polarity
1	* 5.15	52.62	Pk	34.4	-20.8	0	66.22	-	-	74	-7.78	50	138	H
2	* 5.14989	54.52	Pk	34.4	-20.8	0	68.12	-	-	74	-5.88	50	138	H
3	* 5.15	34.72	RMS	34.4	-20.8	.12	48.44	54	-5.56	-	-	50	138	H
4	* 5.14904	36.7	RMS	34.4	-20.8	.12	50.42	54	-3.58	-	-	50	138	H

* - indicates frequency in CFR47 Pt 15 / IC RSS-Restricted Band
Pk - Peak detector
RMS - RMS detection

UL VERIFICATION SERVICES INC.
47173 Benicia Street, Fremont, CA 94538; USA TEL:(510) 319-4000 FAX:(510) 661-0888
This report shall not be reproduced except in full, without the written approval of UL Verification Services Inc.

VERTICAL RESULT

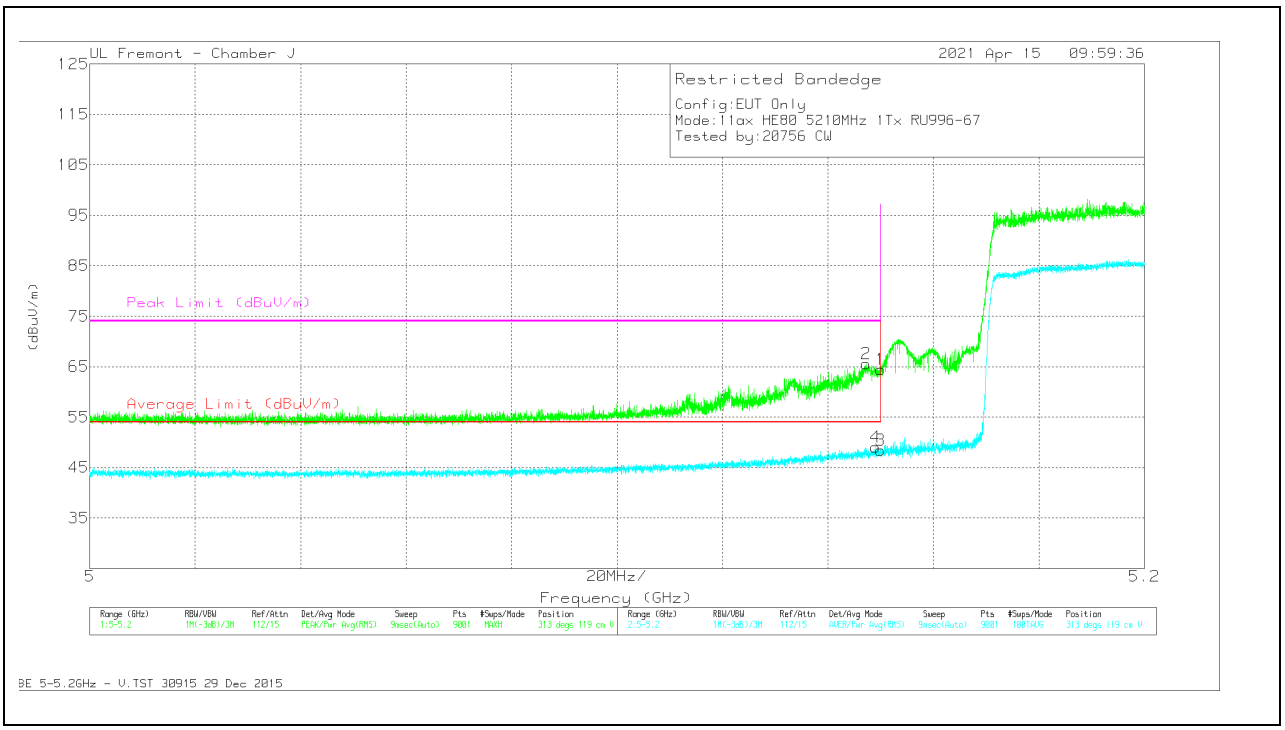

Marker	Frequency (GHz)	Meter Reading (dBuV)	Det	AF PRE0100034 (dB/m)	Amp/Cbl/Fltr/Pad (dB)	DC Corr (dB)	Corrected Reading (dBuV/m)	Average Limit (dBuV/m)	Margin (dB)	Peak Limit (dBuV/m)	PK Margin (dB)	Azimuth (Degs)	Height (cm)	Polarity
1	* 5.15	50.9	Pk	34.4	-20.8	0	64.5	-	-	74	-9.5	313	119	V
2	* 5.14727	51.96	Pk	34.4	-20.8	0	65.56	-	-	74	-8.44	313	119	V
3	* 5.15	34.71	RMS	34.4	-20.8	.12	48.43	54	-5.57	-	-	313	119	V
4	* 5.14904	35.34	RMS	34.4	-20.8	.12	49.06	54	-4.94	-	-	313	119	V

* - indicates frequency in CFR47 Pt 15 / IC RSS-Restricted Band
Pk - Peak detector
RMS - RMS detection

UL VERIFICATION SERVICES INC.
47173 Benicia Street, Fremont, CA 94538; USA TEL:(510) 319-4000 FAX:(510) 661-0888
This report shall not be reproduced except in full, without the written approval of UL Verification Services Inc.

1TX ANTENNA 5 – 26 Tones, RU Index 0

BANDEDGE (MID CHANNEL)

HORIZONTAL RESULT

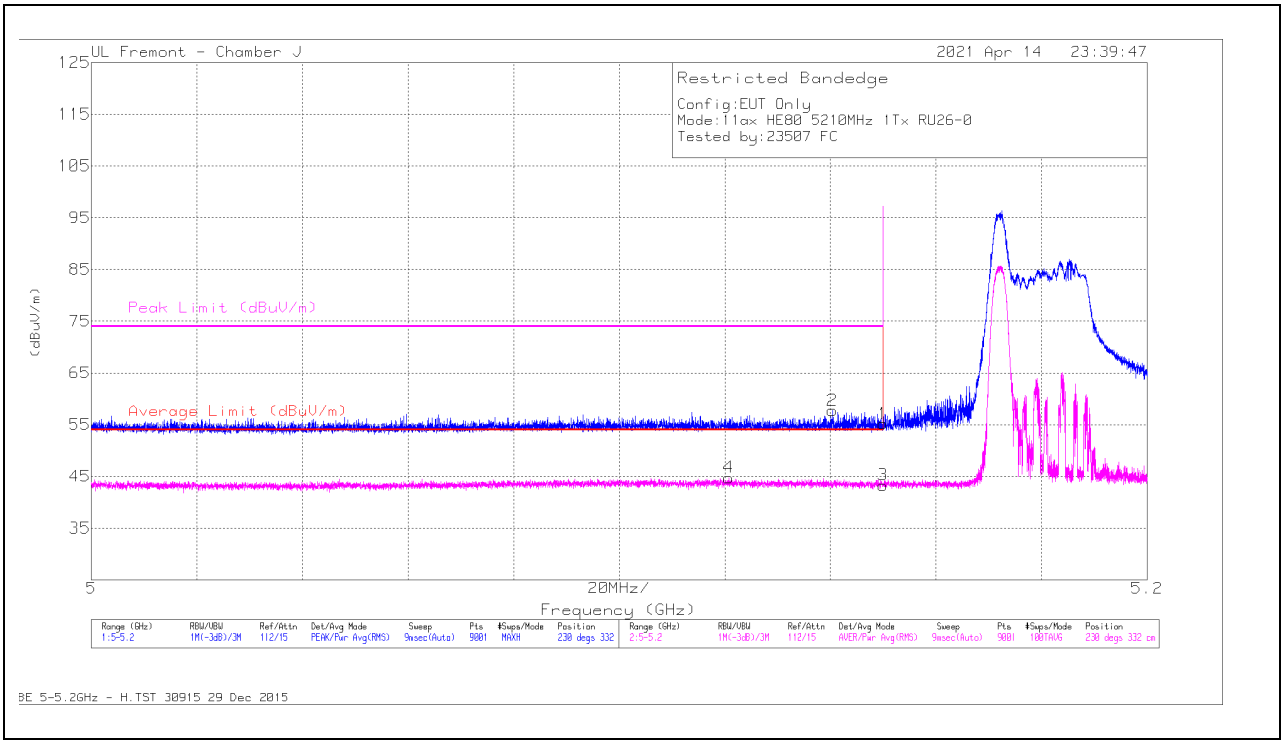

Marker	Frequency (GHz)	Meter Reading (dBuV)	Det	AF PRE0100034 (dB/m)	Amp/Cbl/Fltr/Pad (dB)	DC Corr (dB)	Corrected Reading (dBuV/m)	Average Limit (dBuV/m)	Margin (dB)	Peak Limit (dBuV/m)	PK Margin (dB)	Azimuth (Degs)	Height (cm)	Polarity
1	* 5.15	41.56	Pk	34.4	-20.8	0	55.16	-	-	74	-18.84	230	332	H
2	* 5.14038	44.12	Pk	34.4	-20.8	0	57.72	-	-	74	-16.28	230	332	H
3	* 5.15	29.71	RMS	34.4	-20.8	.12	43.43	54	-10.57	-	-	230	332	H
4	* 5.12071	31.18	RMS	34.4	-20.8	.12	44.9	54	-9.1	-	-	230	332	H

* - indicates frequency in CFR47 Pt 15 / IC RSS-Restricted Band
Pk - Peak detector
RMS - RMS detection

UL VERIFICATION SERVICES INC.
47173 Benicia Street, Fremont, CA 94538; USA TEL:(510) 319-4000 FAX:(510) 661-0888
This report shall not be reproduced except in full, without the written approval of UL Verification Services Inc.

VERTICAL RESULT

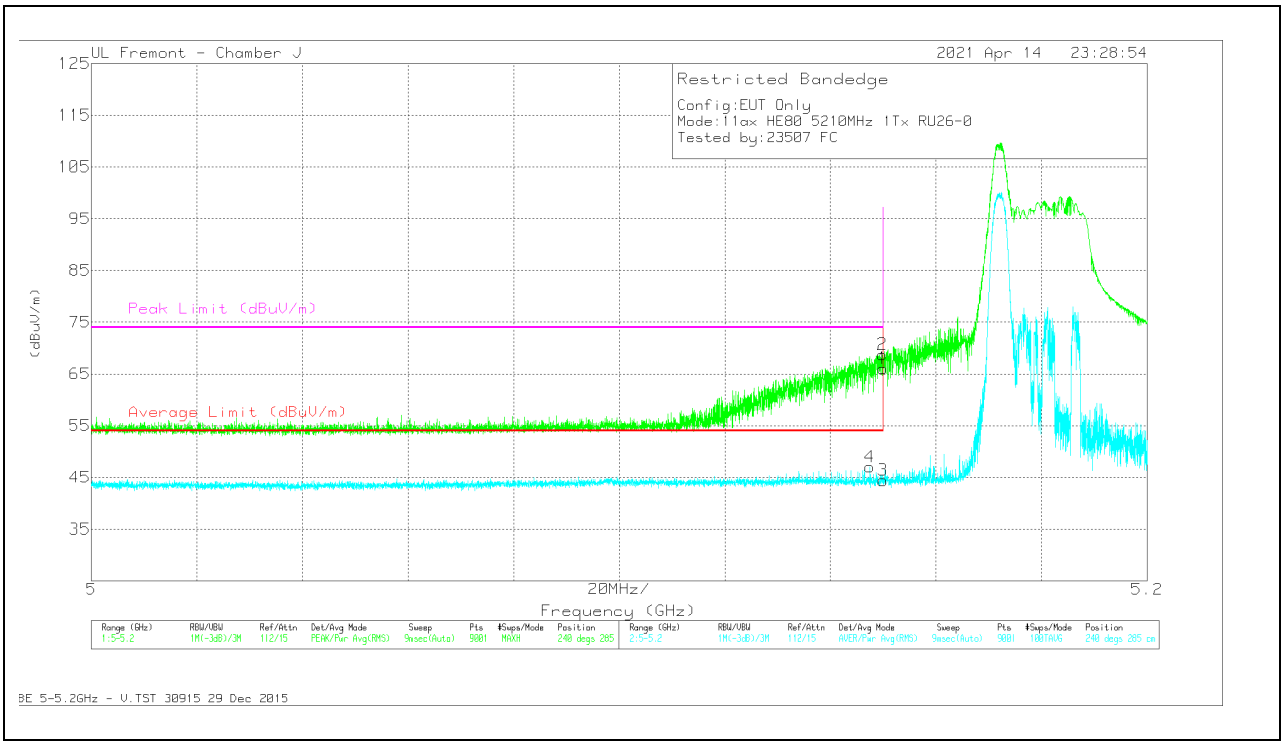

Marker	Frequency (GHz)	Meter Reading (dBuV)	Det	AF PRE0100034 (dB/m)	Amp/Cbl/Fltr/Pad (dB)	DC Corr (dB)	Corrected Reading (dBuV/m)	Average Limit (dBuV/m)	Margin (dB)	Peak Limit (dBuV/m)	PK Margin (dB)	Azimuth (Degs)	Height (cm)	Polarity
1	* 5.15	52.45	Pk	34.4	-20.8	0	66.05	-	-	74	-7.95	240	285	V
2	* 5.14982	55.15	Pk	34.4	-20.8	0	68.75	-	-	74	-5.25	240	285	V
3	* 5.15	30.83	RMS	34.4	-20.8	.12	44.55	54	-9.45	-	-	240	285	V
4	* 5.14744	33.41	RMS	34.4	-20.8	.12	47.13	54	-6.87	-	-	240	285	V

* - indicates frequency in CFR47 Pt 15 / IC RSS-Restricted Band
Pk - Peak detector
RMS - RMS detection

UL VERIFICATION SERVICES INC.
47173 Benicia Street, Fremont, CA 94538; USA TEL:(510) 319-4000 FAX:(510) 661-0888
This report shall not be reproduced except in full, without the written approval of UL Verification Services Inc.

2TX ANTENNA 6 + ANTENNA 5 OFDMA MODE – 996 Tones, RU Index 67

BANDEDGE (MID CHANNEL)

HORIZONTAL RESULT

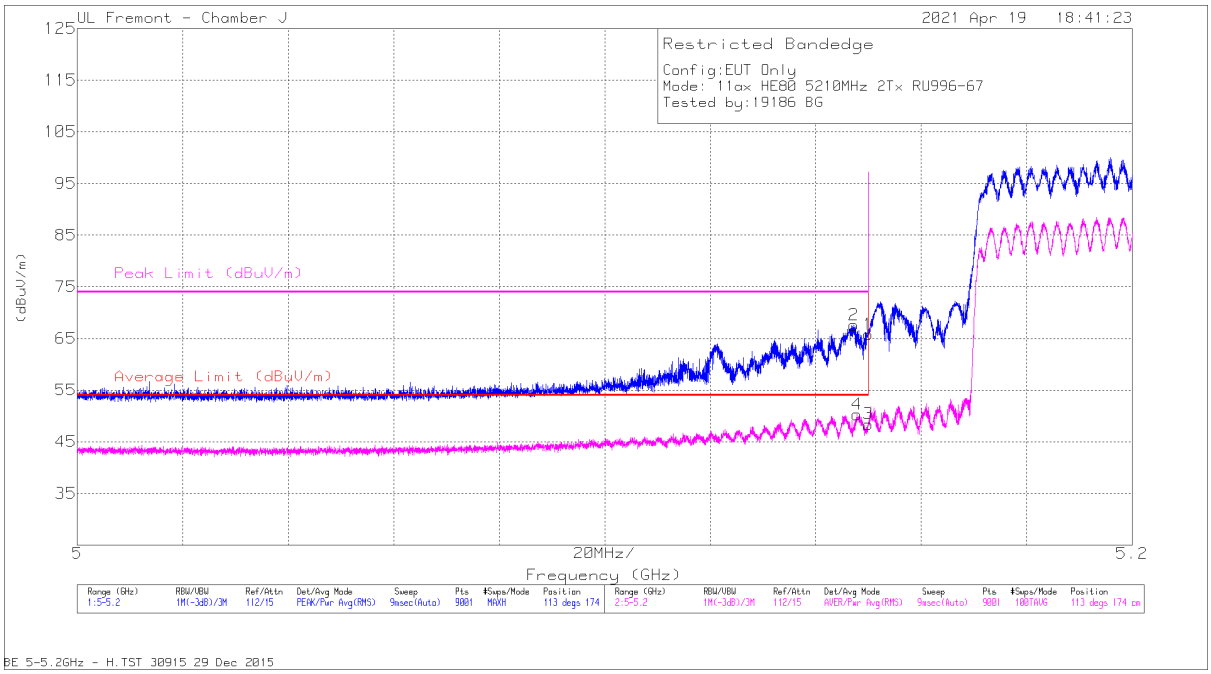

Trace Markers

Marker	Frequency (GHz)	Meter Reading (dBuV)	Det	AF PRE0100034 (dB/m)	Amp/Cbl/Fltr/Pad (dB)	DC Corr (dB)	Corrected Reading (dBuV/m)	Average Limit (dBuV/m)	Margin (dB)	Peak Limit (dBuV/m)	PK Margin (dB)	Azimuth (Degs)	Height (cm)	Polarity
1	* 5.15	52.17	Pk	34.4	-20.8	0	65.77	-	-	74	-8.23	113	174	H
2	* 5.1472	53.98	Pk	34.4	-20.8	0	67.58	-	-	74	-6.42	113	174	H
3	* 5.15	34.7	RMS	34.4	-20.8	.12	48.42	54	-5.58	-	-	113	174	H
4	* 5.1478	36.56	RMS	34.4	-20.8	.12	50.28	54	-3.72	-	-	113	174	H

* - indicates frequency in CFR47 Pt 15 / IC RSS-Restricted Band
Pk - Peak detector
RMS - RMS detection

UL VERIFICATION SERVICES INC.
47173 Benicia Street, Fremont, CA 94538; USA TEL:(510) 319-4000 FAX:(510) 661-0888
This report shall not be reproduced except in full, without the written approval of UL Verification Services Inc.

VERTICAL RESULT

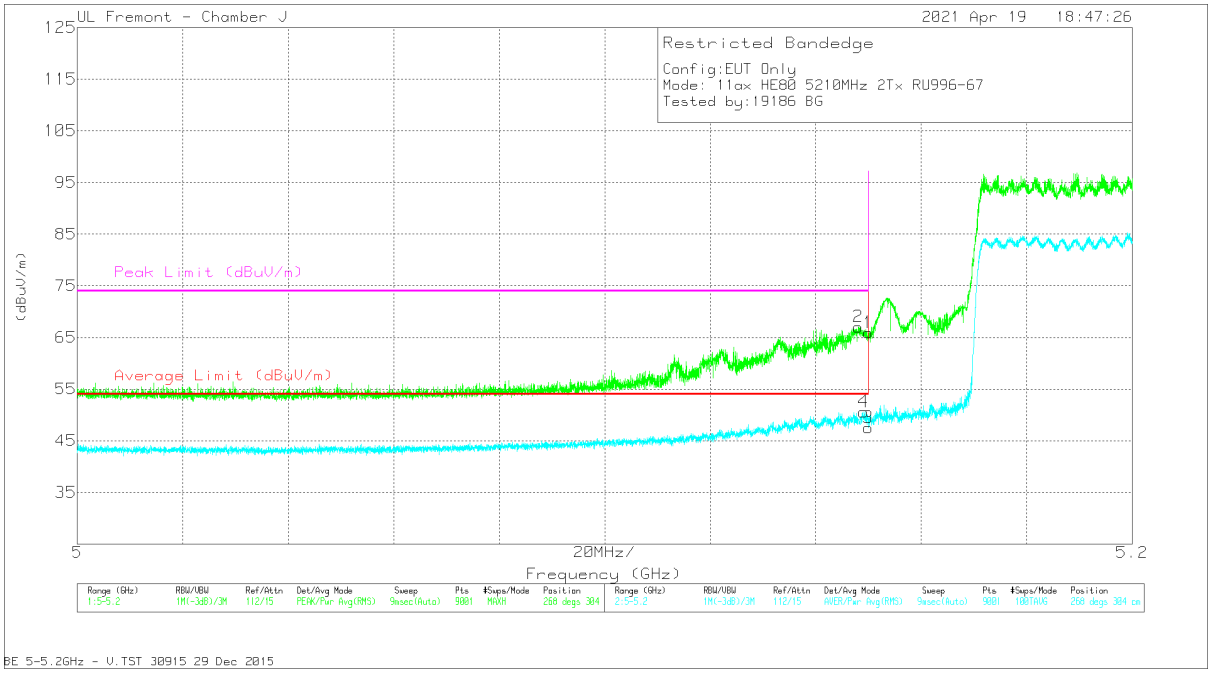

Trace Markers

Marker	Frequency (GHz)	Meter Reading (dBuV)	Det	AF PRE0100034 (dB/m)	Amp/Cbl/Filtr/Pad (dB)	DC Corr (dB)	Corrected Reading (dBuV/m)	Average Limit (dBuV/m)	Margin (dB)	Peak Limit (dBuV/m)	PK Margin (dB)	Azimuth (Degs)	Height (cm)	Polarity
1	* 5.15	52.32	Pk	34.4	-20.8	0	65.92	-	-	74	-8.08	268	304	V
2	* 5.14802	53.46	Pk	34.4	-20.8	0	67.06	-	-	74	-6.94	268	304	V
3	* 5.15	33.82	RMS	34.4	-20.8	.12	47.54	54	-6.46	-	-	268	304	V
4	* 5.14907	36.88	RMS	34.4	-20.8	.12	50.6	54	-3.4	-	-	268	304	V

* - indicates frequency in CFR47 Pt 15 / IC RSS-Restricted Band
Pk - Peak detector
RMS - RMS detection

UL VERIFICATION SERVICES INC.
47173 Benicia Street, Fremont, CA 94538; USA TEL:(510) 319-4000 FAX:(510) 661-0888
This report shall not be reproduced except in full, without the written approval of UL Verification Services Inc.

HARMONICS AND SPURIOUS EMISSIONS

MID CHANNEL RESULTS

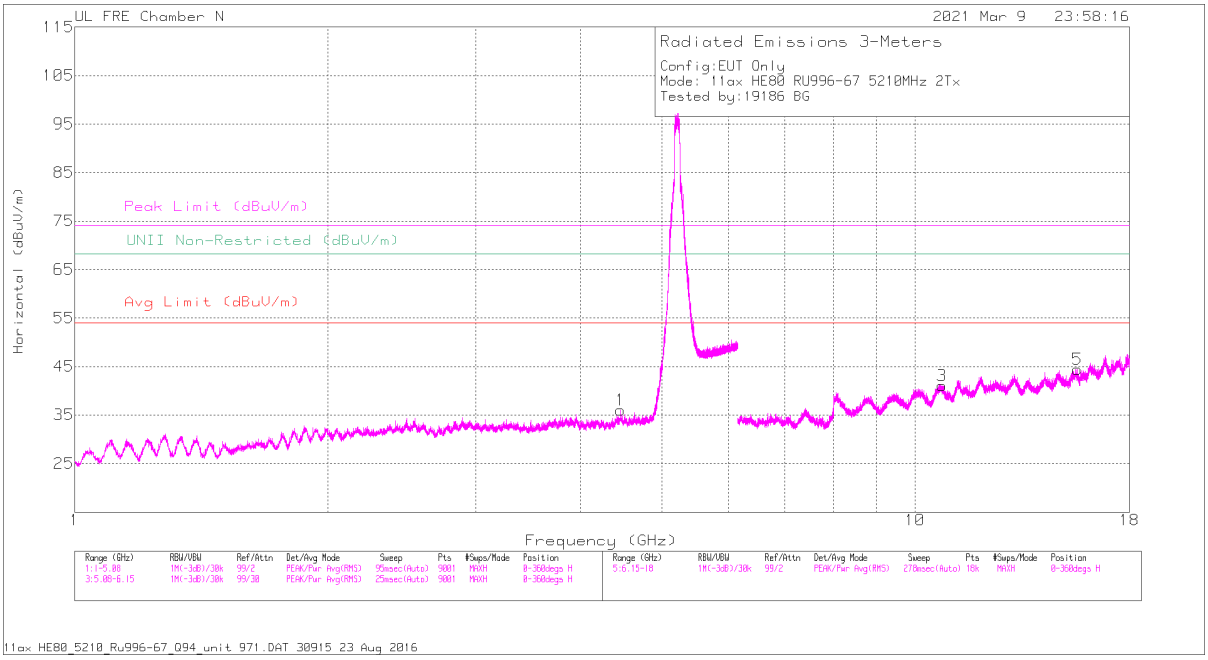

HORIZONTAL

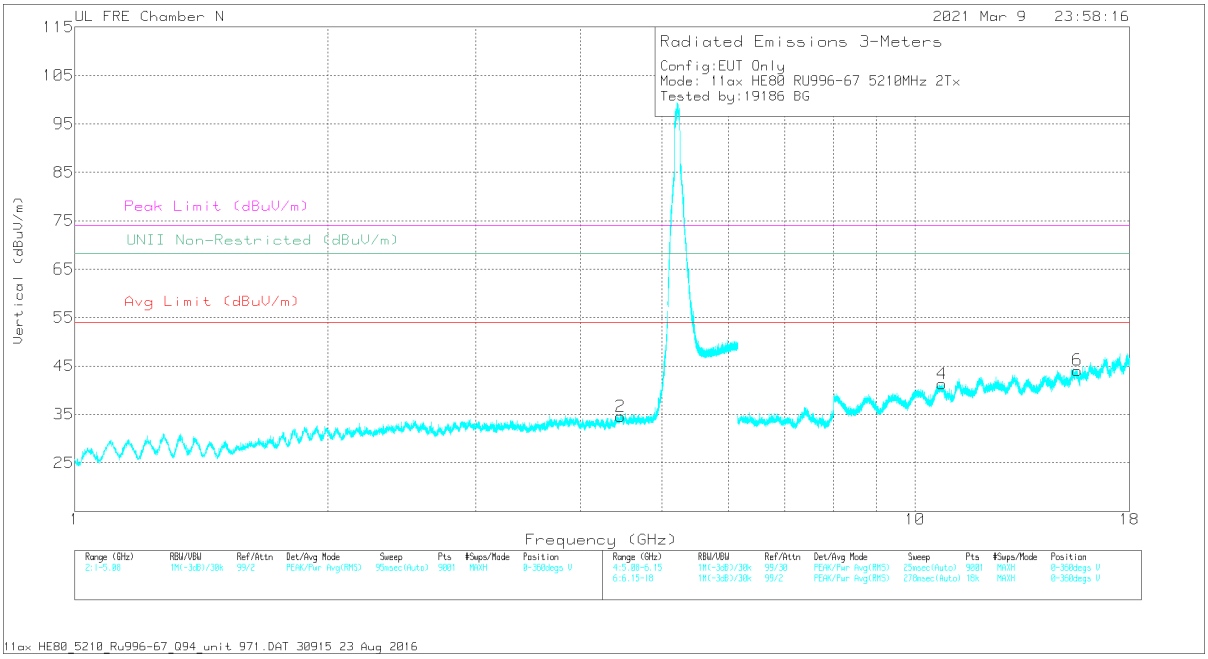

VERTICAL

UL VERIFICATION SERVICES INC.
47173 Benicia Street, Fremont, CA 94538; USA TEL:(510) 319-4000 FAX:(510) 661-0888

This report shall not be reproduced except in full, without the written approval of UL Verification Services Inc.

RADIATED EMISSIONS

Marker	Frequency (GHz)	Meter Reading (dBuV)	Det	AF PRE0213971 (dB/m)	Amp/Cbl/Fltr/Pad (dB)	Corrected Reading (dBuV/m)	Avg Limit (dBuV/m)	Margin (dB)	Peak Limit (dBuV/m)	PK Margin (dB)	UNII Non-Restricted (dBuV/m)	PK Margin (dB)	Azimuth (Degs)	Height (cm)	Polarity
3	* 10.76883	51.55	PK-U	37.9	-39.7	49.75	-	-	74	-24.25	-	-	292	258	H
	* 10.76841	40.65	ADR	37.8	-39.7	38.75	54	-15.25	-	-	-	-	292	258	H
5	* 15.60107	49.44	PK-U	40.3	-36	53.74	-	-	74	-20.26	-	-	15	188	H
	* 15.59998	37.92	ADR	40.3	-36	42.22	54	-11.78	-	-	-	-	15	188	H
4	* 10.77141	52.21	PK-U	37.9	-39.7	50.41	-	-	74	-23.59	-	-	168	290	V
	* 10.77097	40.69	ADR	37.9	-39.7	38.89	54	-15.11	-	-	-	-	168	290	V
6	* 15.59961	50.01	PK-U	40.3	-36	54.31	-	-	74	-19.69	-	-	215	276	V
	* 15.60087	37.87	ADR	40.3	-36	42.17	54	-11.83	-	-	-	-	215	276	V
2	4.45809	53.78	PK-U	34	-43.1	44.68	-	-	-	-	68.2	-23.52	202	388	V
1	4.4627	54.91	PK-U	34	-42.9	46.01	-	-	-	-	68.2	-22.19	217	391	H

* - indicates frequency in CFR47 Pt 15 / IC RSS-Restricted Band
PK-U - U-NII: Maximum Peak
ADR - U-NII AD primary method, RMS average

UL VERIFICATION SERVICES INC.
47173 Benicia Street, Fremont, CA 94538; USA TEL:(510) 319-4000 FAX:(510) 661-0888
This report shall not be reproduced except in full, without the written approval of UL Verification Services Inc.

2TX ANTENNA 6 + ANTENNA 5 OFDMA MODE – 26 Tones, RU Index 0

BANDEDGE (MID CHANNEL)

HORIZONTAL RESULT

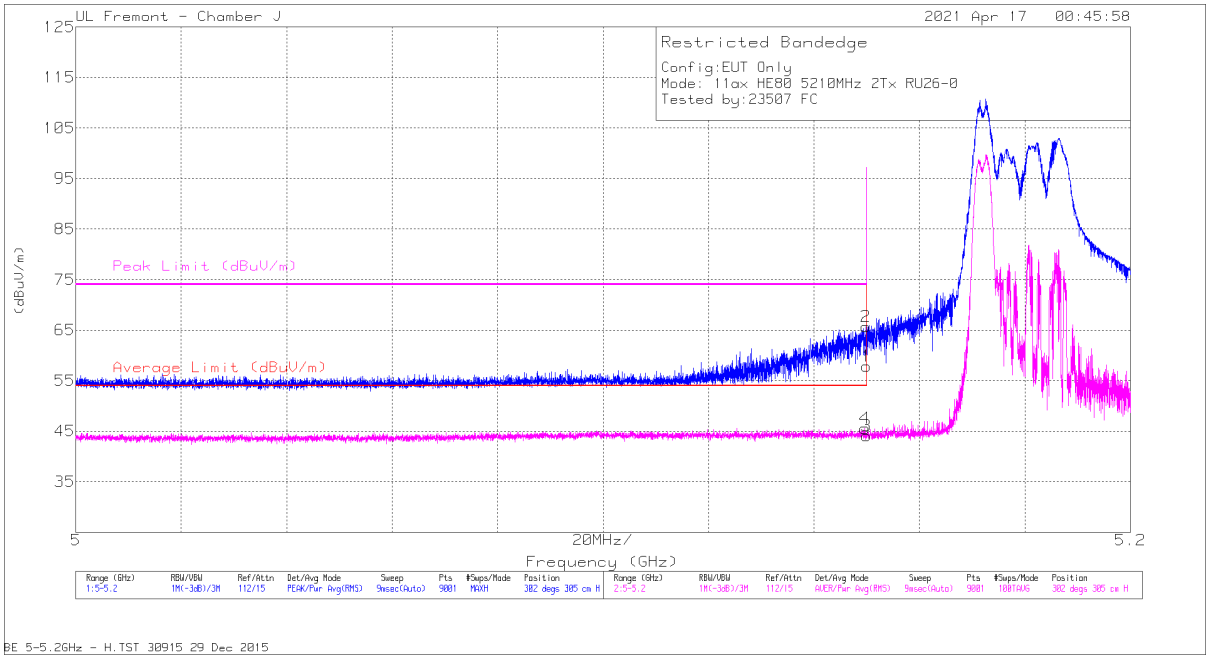

Trace Markers

Marker	Frequency (GHz)	Meter Reading (dBuV)	Det	AF PRE0100034 (dB/m)	Amp/Cbl/Fltr/Pad (dB)	DC Corr (dB)	Corrected Reading (dBuV/m)	Average Limit (dBuV/m)	Margin (dB)	Peak Limit (dBuV/m)	PK Margin (dB)	Azimuth (Degs)	Height (cm)	Polarity
1	* 5.15	44.29	Pk	34.4	-20.8	0	57.89	-	-	74	-16.11	302	305	H
2	* 5.14984	52.08	Pk	34.4	-20.8	0	65.68	-	-	74	-8.32	302	305	H
3	* 5.15	30.47	RMS	34.4	-20.8	.12	44.19	54	-9.81	-	-	302	305	H
4	* 5.14967	32	RMS	34.4	-20.8	.12	45.72	54	-8.28	-	-	302	305	H

* - indicates frequency in CFR47 Pt 15 / IC RSS-Restricted Band
Pk - Peak detector
RMS - RMS detection

UL VERIFICATION SERVICES INC.
47173 Benicia Street, Fremont, CA 94538; USA TEL:(510) 319-4000 FAX:(510) 661-0888
This report shall not be reproduced except in full, without the written approval of UL Verification Services Inc.

VERTICAL RESULT

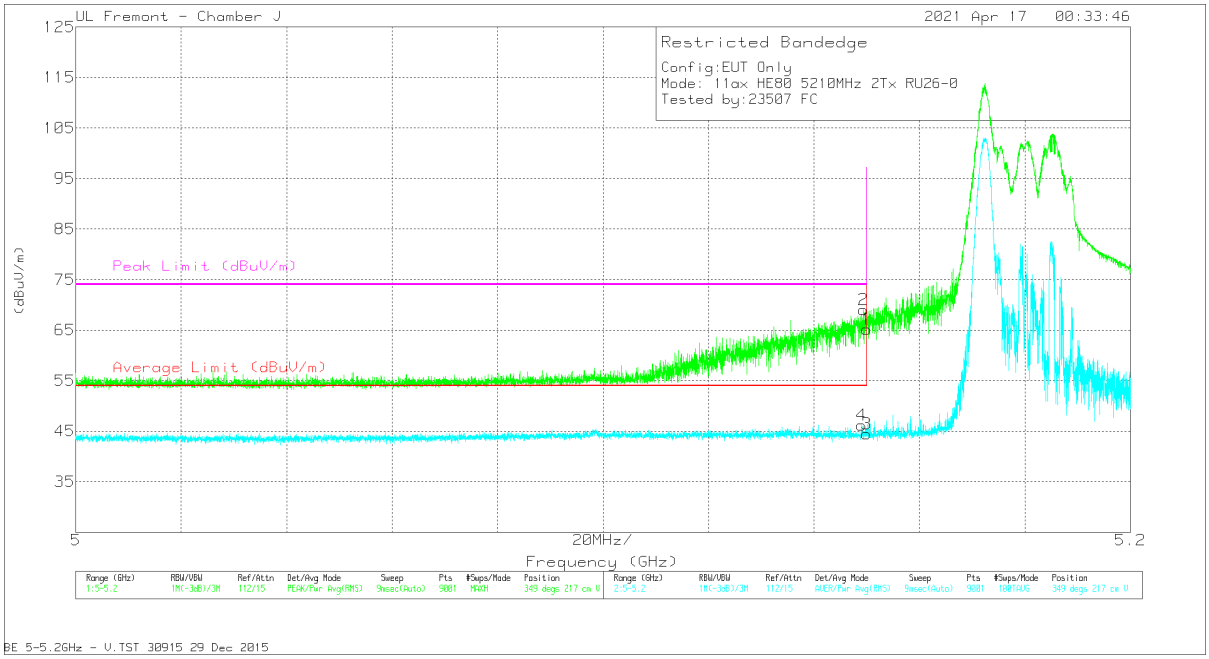

Trace Markers

Marker	Frequency (GHz)	Meter Reading (dBuV)	Det	AF PRE0100034 (dB/m)	Amp/Cbl/Fltr/Pad (dB)	DC Corr (dB)	Corrected Reading (dBuV/m)	Average Limit (dBuV/m)	Margin (dB)	Peak Limit (dBuV/m)	PK Margin (dB)	Azimuth (Degs)	Height (cm)	Polarity
1	* 5.15	51.58	Pk	34.4	-20.8	0	65.18	-	-	74	-8.82	349	217	V
2	* 5.14942	55.44	Pk	34.4	-20.8	0	69.04	-	-	74	-4.96	349	217	V
3	* 5.15	30.81	RMS	34.4	-20.8	.12	44.53	54	-9.47	-	-	349	217	V
4	* 5.14898	32.56	RMS	34.4	-20.8	.12	46.28	54	-7.72	-	-	349	217	V

* - indicates frequency in CFR47 Pt 15 / IC RSS-Restricted Band
Pk - Peak detector
RMS - RMS detection

UL VERIFICATION SERVICES INC.
47173 Benicia Street, Fremont, CA 94538; USA TEL:(510) 319-4000 FAX:(510) 661-0888
This report shall not be reproduced except in full, without the written approval of UL Verification Services Inc.

HARMONICS AND SPURIOUS EMISSIONS

MID CHANNEL RESULTS

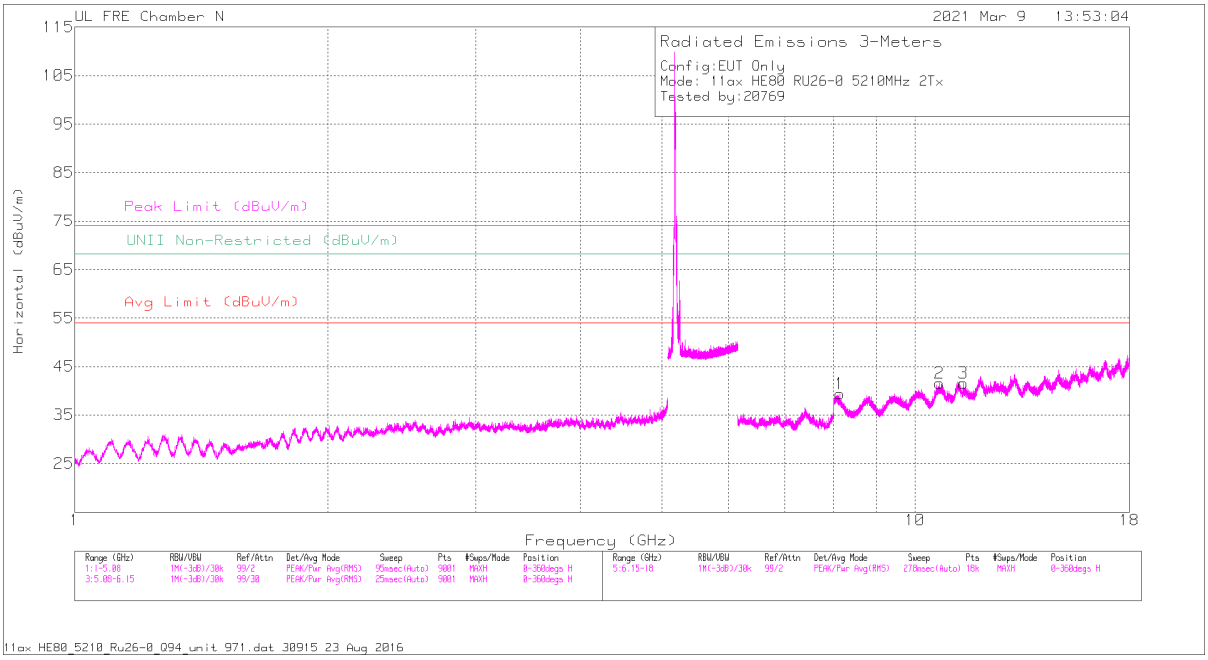

HORIZONTAL

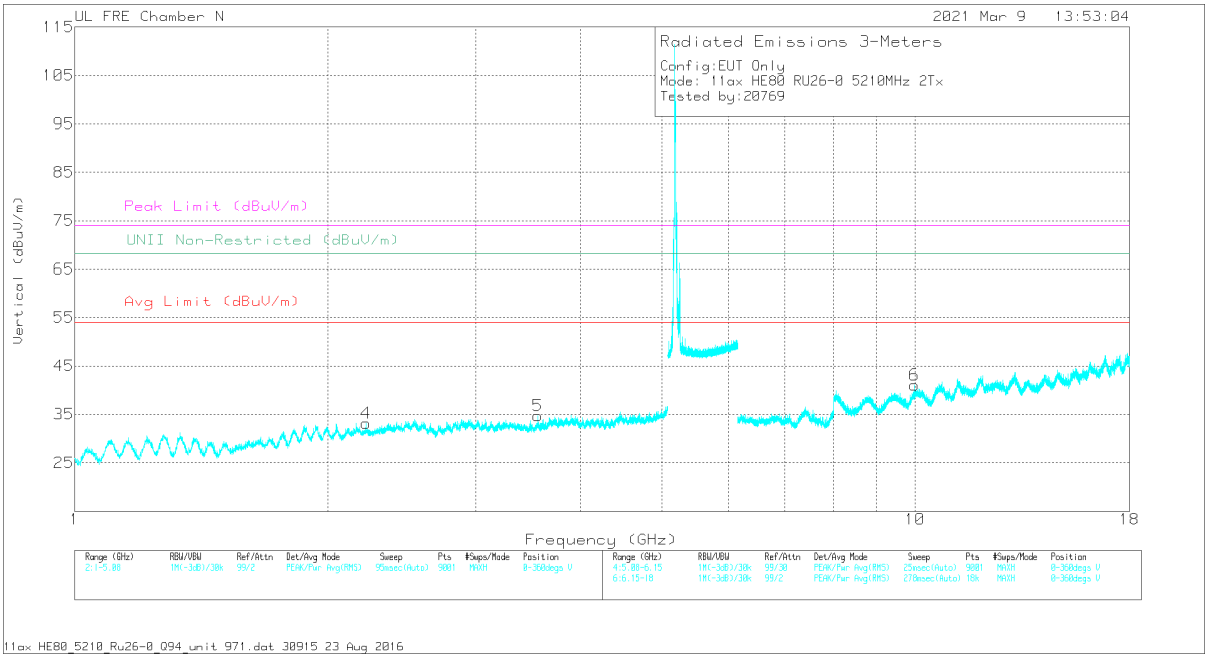

VERTICAL

UL VERIFICATION SERVICES INC.
47173 Benicia Street, Fremont, CA 94538; USA TEL:(510) 319-4000 FAX:(510) 661-0888
This report shall not be reproduced except in full, without the written approval of UL Verification Services Inc.

RADIATED EMISSIONS

Marker	Frequency (GHz)	Meter Reading (dBuV)	Det	AF PRE0213971 (dB/m)	Amp/Cbl/Fltr/Pad (dB)	Corrected Reading (dBuV/m)	Avg Limit (dBuV/m)	Margin (dB)	Peak Limit (dBuV/m)	PK Margin (dB)	UNII Non-Restricted (dBuV/m)	PK Margin (dB)	Azimuth (Degs)	Height (cm)	Polarity
4	* 2.22213	56.75	PK-U	31.6	-46.1	42.25	-	-	74	-31.75	-	-	249	385	V
	* 2.21985	45.06	ADR	31.5	-46.1	30.46	54	-23.54	-	-	-	-	249	385	V
5	* 3.55581	53.41	PK-U	33.1	-43.5	43.01	-	-	74	-30.99	-	-	275	388	V
	* 3.5535	41.84	ADR	33.1	-43.5	31.44	54	-22.56	-	-	-	-	275	388	V
1	* 8.1352	52.91	PK-U	35.8	-40.4	48.31	-	-	74	-25.69	-	-	339	342	H
	* 8.13373	41.4	ADR	35.8	-40.5	36.7	54	-17.3	-	-	-	-	339	342	H
2	* 10.70172	52.46	PK-U	37.8	-40	50.26	-	-	74	-23.74	-	-	156	170	H
	* 10.7026	40.92	ADR	37.8	-40	38.72	54	-15.28	-	-	-	-	156	170	H
3	* 11.41656	50.21	PK-U	38.2	-38.2	50.21	-	-	74	-23.79	-	-	7	249	H
	* 11.41433	38.77	ADR	38.2	-38.3	38.67	54	-15.33	-	-	-	-	7	249	H
6	9.98425	52.13	PK-U	37.2	-39.8	49.53	-	-	-	-	68.2	-18.67	338	299	V

* - indicates frequency in CFR47 Pt 15 / IC RSS-Restricted Band
PK-U - U-NII: Maximum Peak
ADR - U-NII AD primary method, RMS average

UL VERIFICATION SERVICES INC.
47173 Benicia Street, Fremont, CA 94538; USA TEL:(510) 319-4000 FAX:(510) 661-0888
This report shall not be reproduced except in full, without the written approval of UL Verification Services Inc.

1.1.7. TX ABOVE 1 GHz 802.11n HT20 MODE IN THE 5.3 GHz BAND

1TX ANTENNA 6

BANDEDGE (HIGH CHANNEL)

HORIZONTAL RESULT

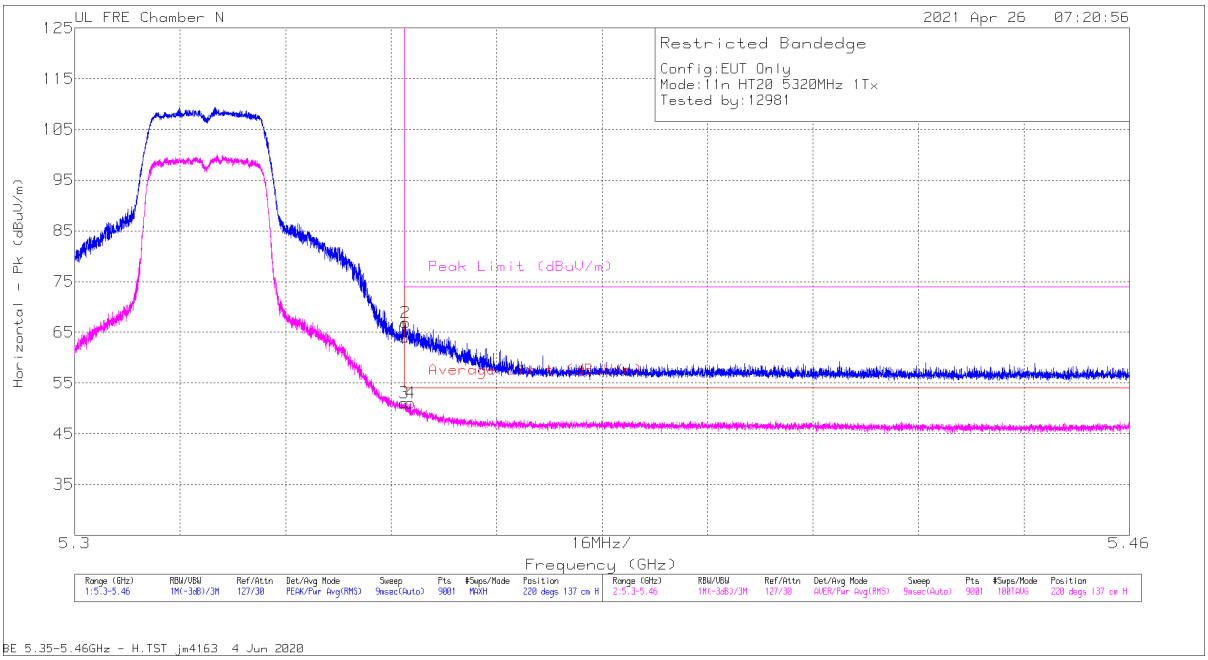

Marker	Frequency (GHz)	Meter Reading (dBuV)	Det	AF PRE0213971 (dB/m)	Amp/Cbl/Fltr/Pad (dB)	DC Corr (dB)	Corrected Reading (dBuV/m)	Average Limit (dBuV/m)	Margin (dB)	Peak Limit (dBuV/m)	PK Margin (dB)	Azimuth (Degs)	Height (cm)	Polarity
1	5.35001	62.73	Pk	34.5	-33.2	0	64.03	-	-	74	-9.97	220	137	H
3	5.35001	49.35	RMS	34.5	-33.2	.4	51.05	54	-2.95	-	-	220	137	H
2	5.35021	65.61	Pk	34.5	-33.2	0	66.91	-	-	74	-7.09	220	137	H
4	5.35093	49.37	RMS	34.5	-33.2	.4	51.07	54	-2.93	-	-	220	137	H

Pk - Peak detector
RMS - RMS detection

UL VERIFICATION SERVICES INC.
47173 Benicia Street, Fremont, CA 94538; USA TEL:(510) 319-4000 FAX:(510) 661-0888
This report shall not be reproduced except in full, without the written approval of UL Verification Services Inc.

VERTICAL RESULT

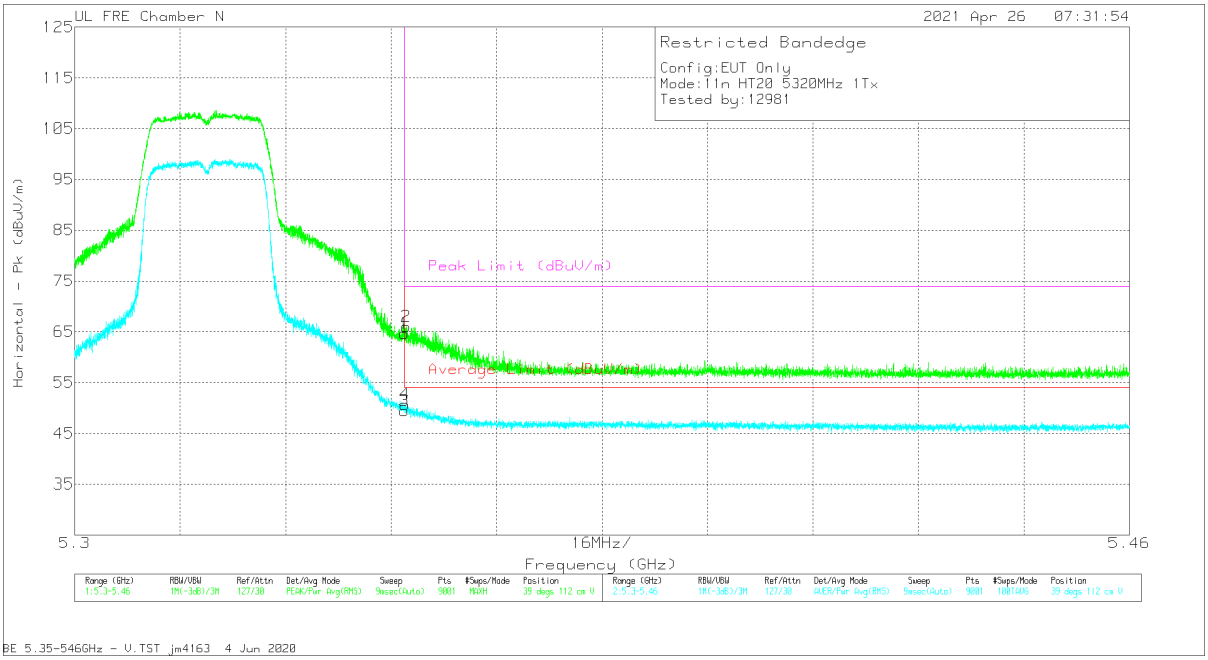

Marker	Frequency (GHz)	Meter Reading (dBuV)	Det	AF PRE0213971 (dB/m)	Amp/Cbl/Fltr/Pad (dB)	DC Corr (dB)	Corrected Reading (dBuV/m)	Average Limit (dBuV/m)	Margin (dB)	Peak Limit (dBuV/m)	PK Margin (dB)	Azimuth (Degs)	Height (cm)	Polarity
1	5.35001	63.32	Pk	34.5	-33.2	0	64.62	-	-	74	-9.38	39	112	V
3	5.35001	47.8	RMS	34.5	-33.2	.4	49.5	54	-4.5	-	-	39	112	V
4	5.35012	49.01	RMS	34.5	-33.2	.4	50.71	54	-3.29	-	-	39	112	V
2	5.35026	64.76	Pk	34.5	-33.2	0	66.06	-	-	74	-7.94	39	112	V

Pk - Peak detector
RMS - RMS detection

UL VERIFICATION SERVICES INC.
47173 Benicia Street, Fremont, CA 94538; USA TEL:(510) 319-4000 FAX:(510) 661-0888
This report shall not be reproduced except in full, without the written approval of UL Verification Services Inc.

1TX ANTENNA 5

BANDEDGE (HIGH CHANNEL)

HORIZONTAL RESULT

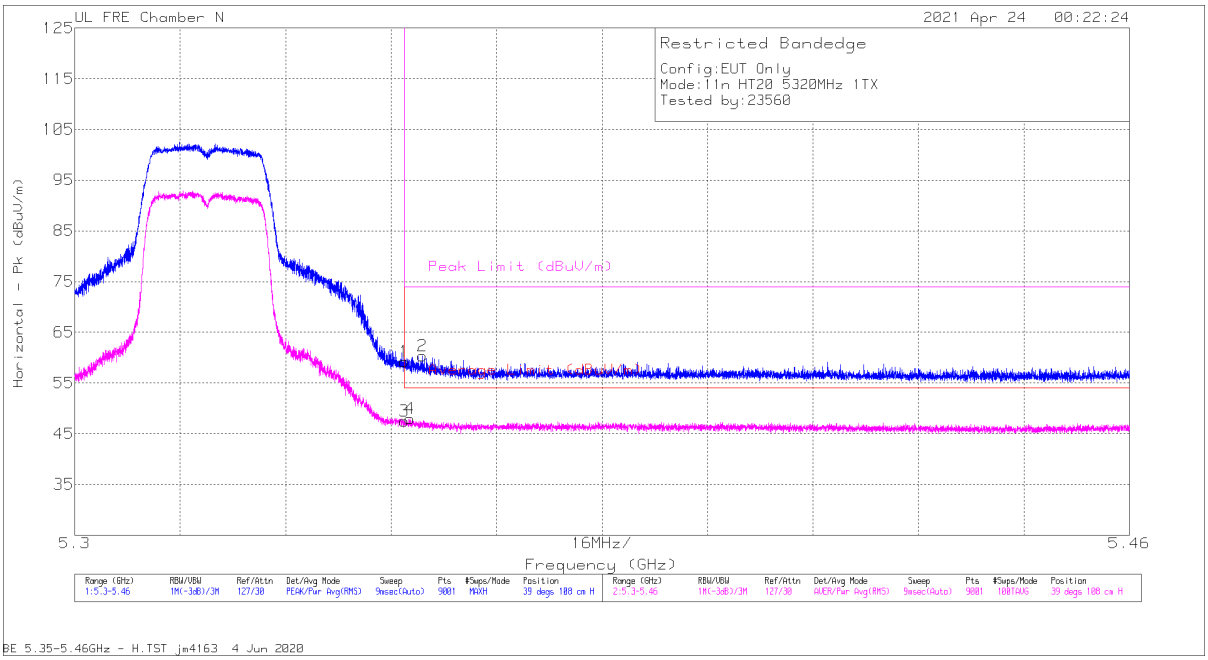

Marker	Frequency (GHz)	Meter Reading (dBuV)	Det	AF PRE0213971 (dB/m)	Amp/Cbl/Fltr/Pad (dB)	DC Corr (dB)	Corrected Reading (dBuV/m)	Average Limit (dBuV/m)	Margin (dB)	Peak Limit (dBuV/m)	PK Margin (dB)	Azimuth (Degs)	Height (cm)	Polarity
1	5.35001	57.88	Pk	34.5	-33.2	0	59.18	-	-	74	-14.82	39	108	H
3	5.35001	45.74	RMS	34.5	-33.2	.4	47.44	54	-6.56	-	-	39	108	H
4	5.35083	46.28	RMS	34.5	-33.2	.4	47.98	54	-6.02	-	-	39	108	H
2	5.35277	59.07	Pk	34.5	-33.2	0	60.37	-	-	74	-13.63	39	108	H

Pk - Peak detector
RMS - RMS detection

UL VERIFICATION SERVICES INC.
47173 Benicia Street, Fremont, CA 94538; USA TEL:(510) 319-4000 FAX:(510) 661-0888
This report shall not be reproduced except in full, without the written approval of UL Verification Services Inc.

VERTICAL RESULT

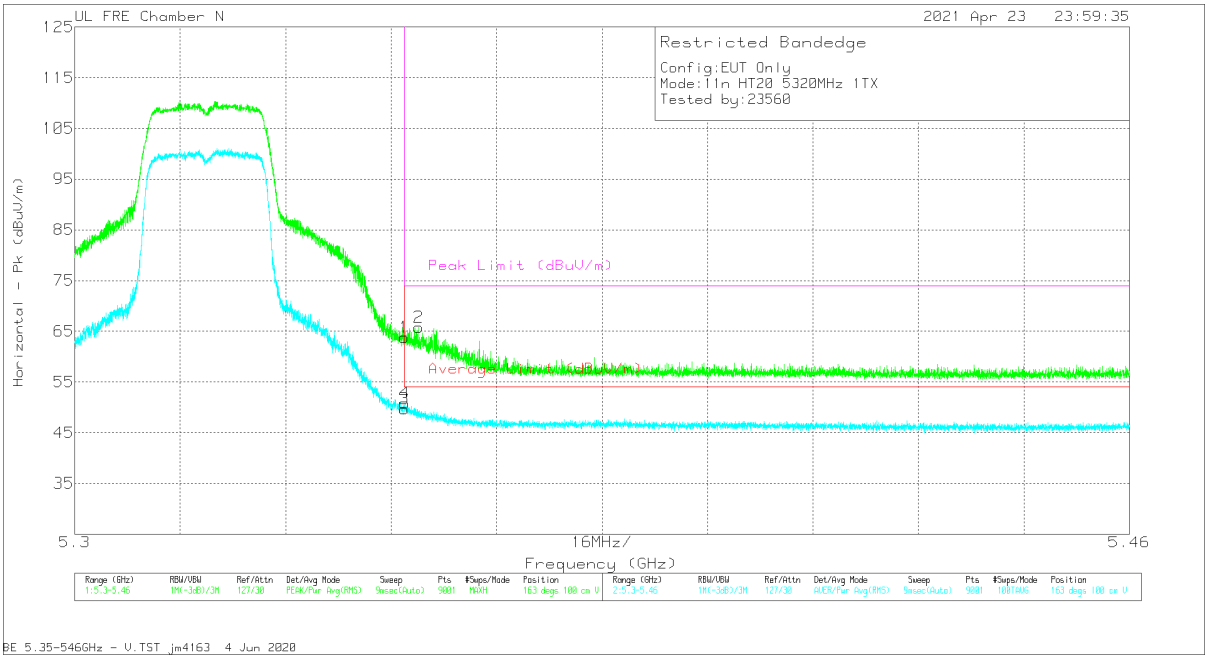

Marker	Frequency (GHz)	Meter Reading (dBuV)	Det	AF PRE0213971 (dB/m)	Amp/Cbl/Fltr/Pad (dB)	DC Corr (dB)	Corrected Reading (dBuV/m)	Average Limit (dBuV/m)	Margin (dB)	Peak Limit (dBuV/m)	PK Margin (dB)	Azimuth (Degs)	Height (cm)	Polarity
1	5.35001	62.56	Pk	34.5	-33.2	0	63.86	-	-	74	-10.14	163	100	V
3	5.35001	48.02	RMS	34.5	-33.2	.4	49.72	54	-4.28	-	-	163	100	V
4	5.35005	49.14	RMS	34.5	-33.2	.4	50.84	54	-3.16	-	-	163	100	V
2	5.3522	64.45	Pk	34.5	-33.2	0	65.75	-	-	74	-8.25	163	100	V

Pk - Peak detector
RMS - RMS detection

UL VERIFICATION SERVICES INC.
47173 Benicia Street, Fremont, CA 94538; USA TEL:(510) 319-4000 FAX:(510) 661-0888
This report shall not be reproduced except in full, without the written approval of UL Verification Services Inc.

2TX ANTENNA 6 + ANTENNA 5 CDD MODE

BANDEDGE (HIGH CHANNEL)

HORIZONTAL RESULT

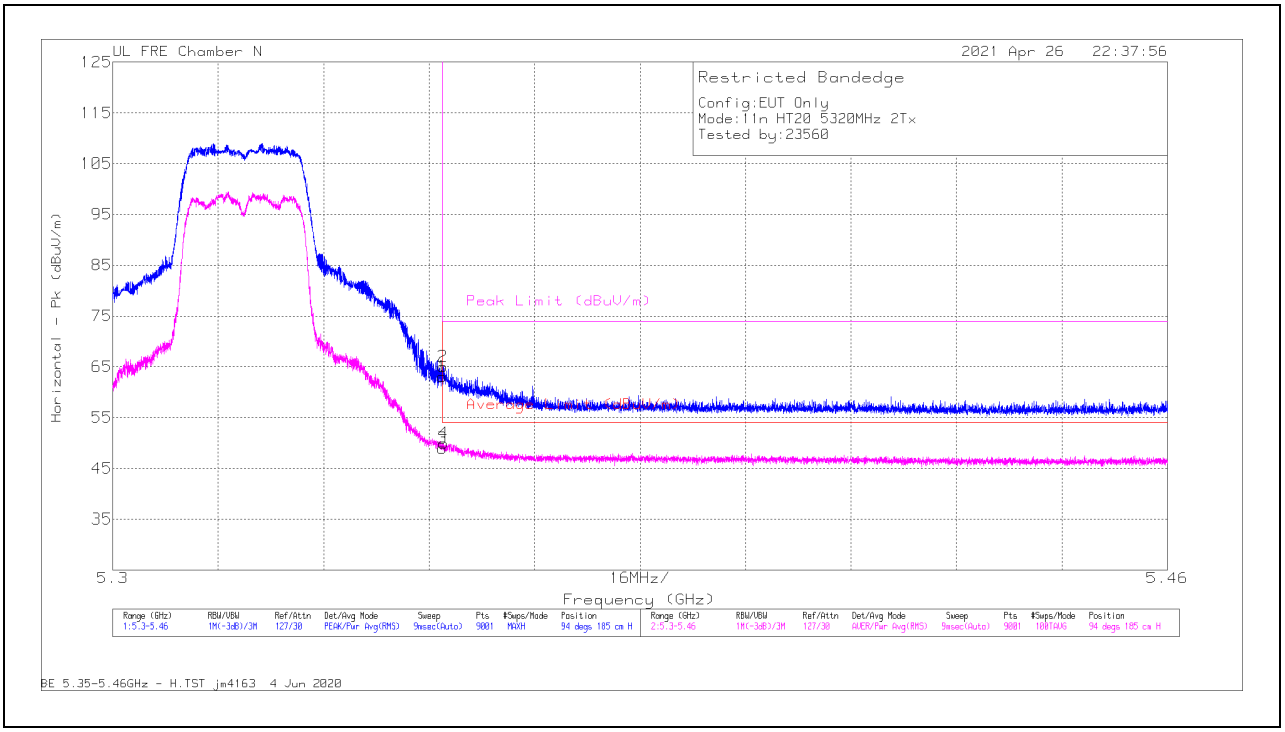

Marker	Frequency (GHz)	Meter Reading (dBuV)	Det	AF PRE0213971 (dB/m)	Amp/Cbl/Fltr/Pad (dB)	DC Corr (dB)	Corrected Reading (dBuV/m)	Average Limit (dBuV/m)	Margin (dB)	Peak Limit (dBuV/m)	PK Margin (dB)	Azimuth (Degs)	Height (cm)	Polarity
1	5.35001	61.82	Pk	34.5	-33.2	0	63.12	-	-	74	-10.88	94	185	H
3	5.35001	47.04	RMS	34.5	-33.2	.63	48.97	54	-5.03	-	-	94	185	H
2	5.35012	63.72	Pk	34.5	-33.2	0	65.02	-	-	74	-8.98	94	185	H
4	5.35017	47.98	RMS	34.5	-33.2	.63	49.91	54	-4.09	-	-	94	185	H

Pk - Peak detector
RMS - RMS detection

UL VERIFICATION SERVICES INC.
47173 Benicia Street, Fremont, CA 94538; USA TEL:(510) 319-4000 FAX:(510) 661-0888
This report shall not be reproduced except in full, without the written approval of UL Verification Services Inc.

VERTICAL RESULT

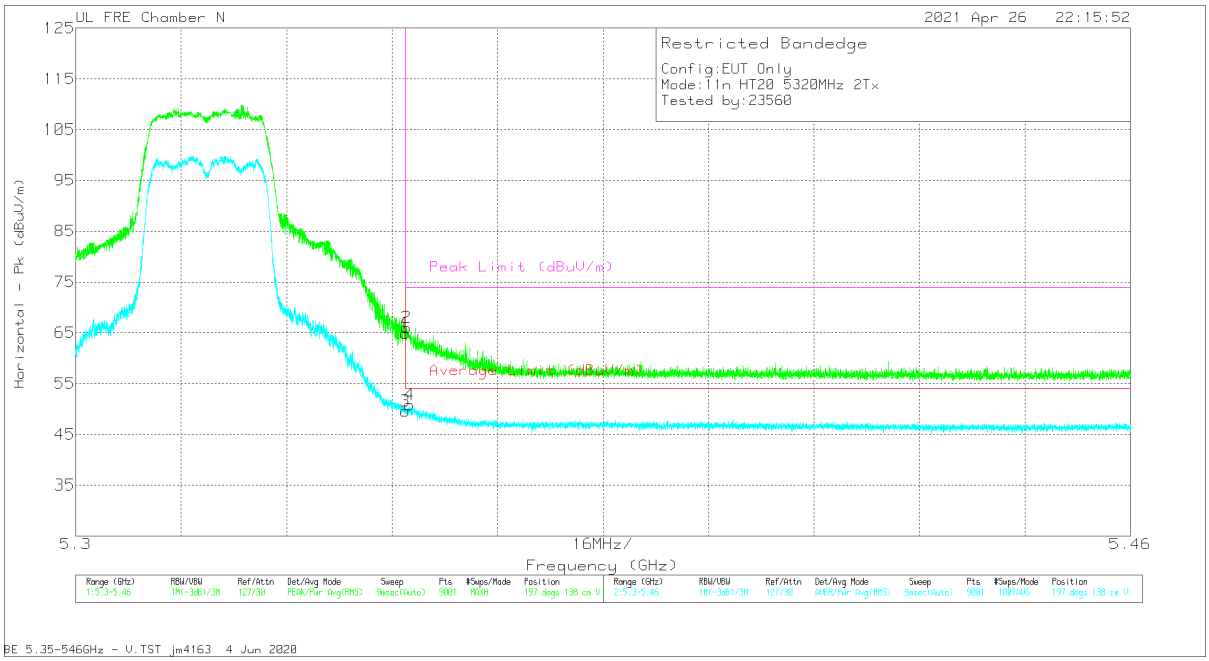

Trace Markers

Marker	Frequency (GHz)	Meter Reading (dBuV)	Det	AF PRE021971 (dB/m)	Amp/Cbl/Fltr/Pad (dB)	DC Corr (dB)	Corrected Reading (dBuV/m)	Average Limit (dBuV/m)	Margin (dB)	Peak Limit (dBuV/m)	PK Margin (dB)	Azimuth (Degs)	Height (cm)	Polarity
1	5.35001	63.62	Pk	34.5	-33.2	0	64.92	-	-	74	-9.08	197	138	V
3	5.35001	47.62	RMS	34.5	-33.2	.63	49.55	54	-4.45	-	-	197	138	V
2	5.35015	64.72	Pk	34.5	-33.2	0	66.02	-	-	74	-7.98	197	138	V
4	5.35065	48.87	RMS	34.5	-33.2	.63	50.8	54	-3.2	-	-	197	138	V

Pk - Peak detector
RMS - RMS detection

UL VERIFICATION SERVICES INC.
47173 Benicia Street, Fremont, CA 94538; USA TEL:(510) 319-4000 FAX:(510) 661-0888
This report shall not be reproduced except in full, without the written approval of UL Verification Services Inc.

1.1.8. TX ABOVE 1 GHz 802.11n HT40 MODE IN THE 5.3 GHz BAND

1TX ANTENNA 6

BANDEDGE (HIGH CHANNEL)

HORIZONTAL RESULT

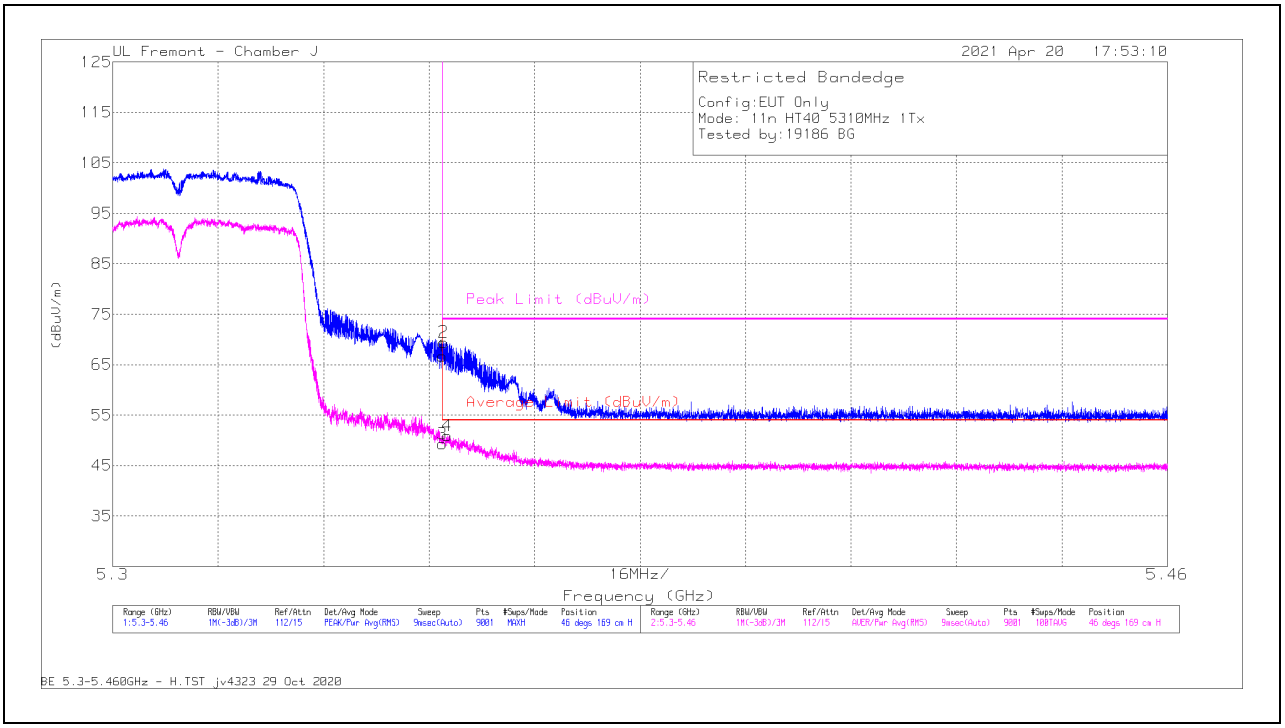

Trace Markers

Marker	Frequency (GHz)	Meter Reading (dBuV)	Det	AF PRE0100034 (dB/m)	Amp/Cbl/Fltr/Pad (dB)	DC Corr (dB)	Corrected Reading (dBuV/m)	Average Limit (dBuV/m)	Margin (dB)	Peak Limit (dBuV/m)	PK Margin (dB)	Azimuth (Degs)	Height (cm)	Polarity
1	* 5.35001	52.6	Pk	34.5	-20.4	0	66.7	-	-	74	-7.3	46	169	H
2	* 5.35015	55.37	Pk	34.5	-20.4	0	69.47	-	-	74	-4.53	46	169	H
3	* 5.35001	34.63	RMS	34.5	-20.4	.62	49.35	54	-4.65	-	-	46	169	H
4	* 5.35074	36.19	RMS	34.5	-20.4	.62	50.91	54	-3.09	-	-	46	169	H

* - indicates frequency in CFR47 Pt 15 / IC RSS-Restricted Band
Pk - Peak detector
RMS - RMS detection

UL VERIFICATION SERVICES INC.
47173 Benicia Street, Fremont, CA 94538; USA TEL:(510) 319-4000 FAX:(510) 661-0888
This report shall not be reproduced except in full, without the written approval of UL Verification Services Inc.

VERTICAL RESULT

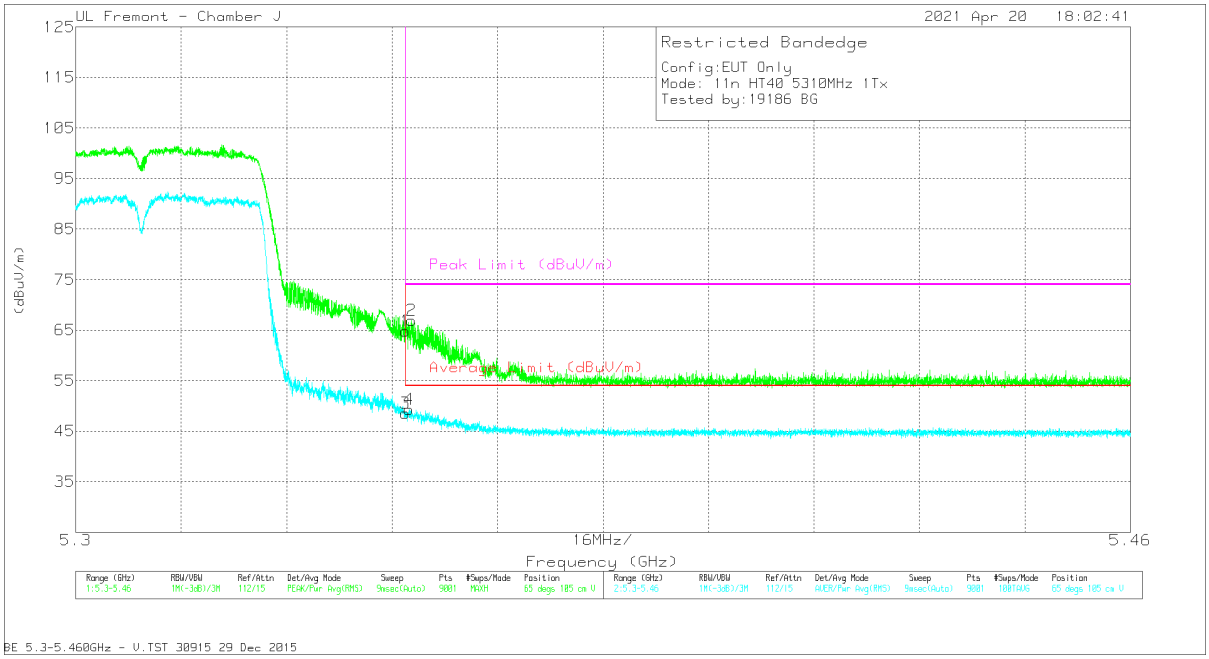

Trace Markers

Marker	Frequency (GHz)	Meter Reading (dBuV)	Det	AF PRE0100034 (dB/m)	Amp/Cbl/Fltr/Pad (dB)	DC Corr (dB)	Corrected Reading (dBuV/m)	Average Limit (dBuV/m)	Margin (dB)	Peak Limit (dBuV/m)	PK Margin (dB)	Azimuth (Degs)	Height (cm)	Polarity
1	* 5.35001	50.76	Pk	34.5	-20.4	0	64.86	-	-	74	-9.14	65	105	V
2	* 5.35093	52.87	Pk	34.5	-20.4	0	66.97	-	-	74	-7.03	65	105	V
3	* 5.35001	33.84	RMS	34.5	-20.4	.62	48.56	54	-5.44	-	-	65	105	V
4	* 5.35058	34.53	RMS	34.5	-20.4	.62	49.25	54	-4.75	-	-	65	105	V

* - indicates frequency in CFR47 Pt 15 / IC RSS-Restricted Band
Pk - Peak detector
RMS - RMS detection

UL VERIFICATION SERVICES INC.
47173 Benicia Street, Fremont, CA 94538; USA TEL:(510) 319-4000 FAX:(510) 661-0888
This report shall not be reproduced except in full, without the written approval of UL Verification Services Inc.

1TX ANTENNA 5

BANDEDGE (HIGH CHANNEL)

HORIZONTAL RESULT

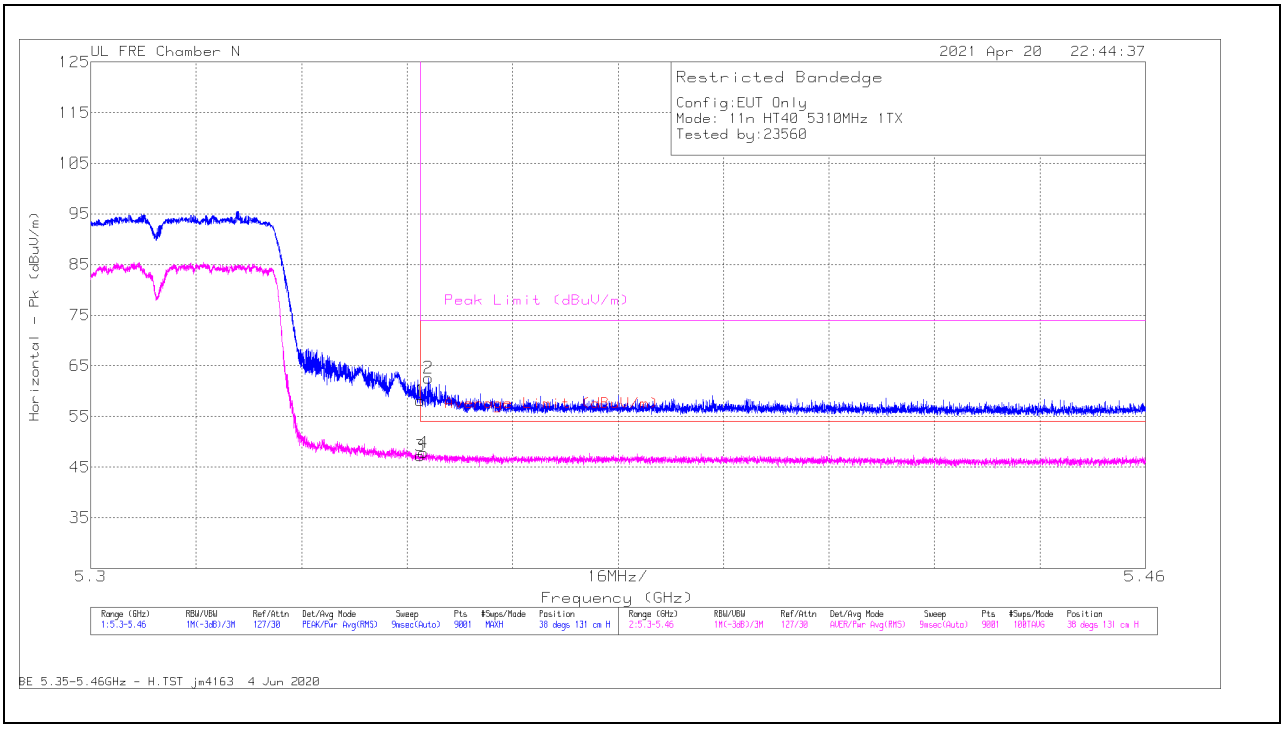

Trace Markers

Marker	Frequency (GHz)	Meter Reading (dBuV)	Det	AF PRE0213971 (dB/m)	Amp/Cbl/Fltr/Pad (dB)	DC Corr (dB)	Corrected Reading (dBuV/m)	Average Limit (dBuV/m)	Margin (dB)	Peak Limit (dBuV/m)	PK Margin (dB)	Azimuth (Degs)	Height (cm)	Polarity
1	5.35001	56.77	Pk	34.5	-33.2	0	58.07	-	-	74	-15.93	38	131	H
3	5.35001	45.29	RMS	34.5	-33.2	.62	47.21	54	-6.79	-	-	38	131	H
4	5.35047	45.88	RMS	34.5	-33.2	.62	47.8	54	-6.2	-	-	38	131	H
2	5.35127	61.33	Pk	34.5	-33.2	0	62.63	-	-	74	-11.37	38	131	H

Pk - Peak detector
RMS - RMS detection

UL VERIFICATION SERVICES INC.
47173 Benicia Street, Fremont, CA 94538; USA TEL:(510) 319-4000 FAX:(510) 661-0888
This report shall not be reproduced except in full, without the written approval of UL Verification Services Inc.

VERTICAL RESULT

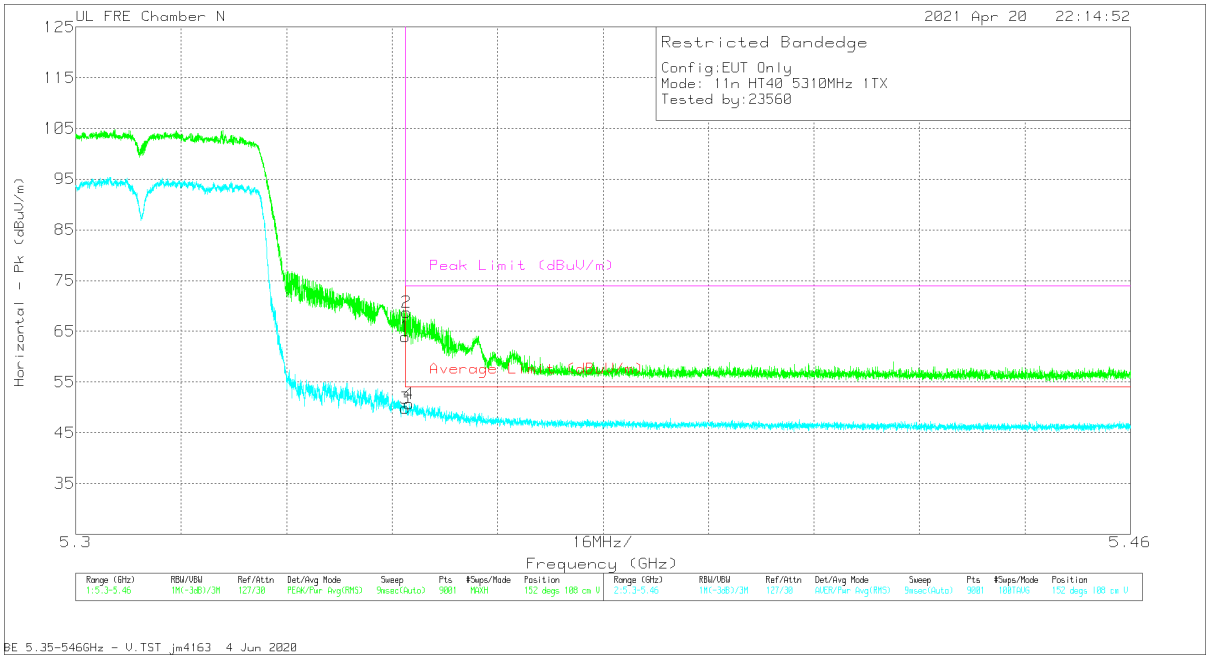

Trace Markers

Marker	Frequency (GHz)	Meter Reading (dBuV)	Det	AF PRE0213971 (dB/m)	Amp/Cbl/Fltr/Pad (dB)	DC Corr (dB)	Corrected Reading (dBuV/m)	Average Limit (dBuV/m)	Margin (dB)	Peak Limit (dBuV/m)	PK Margin (dB)	Azimuth (Degs)	Height (cm)	Polarity
1	5.35001	62.67	Pk	34.5	-33.2	0	63.97	-	-	74	-10.03	152	108	V
3	5.35001	47.87	RMS	34.5	-33.2	.62	49.79	54	-4.21	-	-	152	108	V
2	5.35021	67.46	Pk	34.5	-33.2	0	68.76	-	-	74	-5.24	152	108	V
4	5.35056	48.73	RMS	34.5	-33.2	.62	50.65	54	-3.35	-	-	152	108	V

Pk - Peak detector
RMS - RMS detection

UL VERIFICATION SERVICES INC.
47173 Benicia Street, Fremont, CA 94538; USA TEL:(510) 319-4000 FAX:(510) 661-0888
This report shall not be reproduced except in full, without the written approval of UL Verification Services Inc.

2TX ANTENNA 6 + ANTENNA 5 CDD MODE

BANDEDGE (HIGH CHANNEL)

HORIZONTAL RESULT

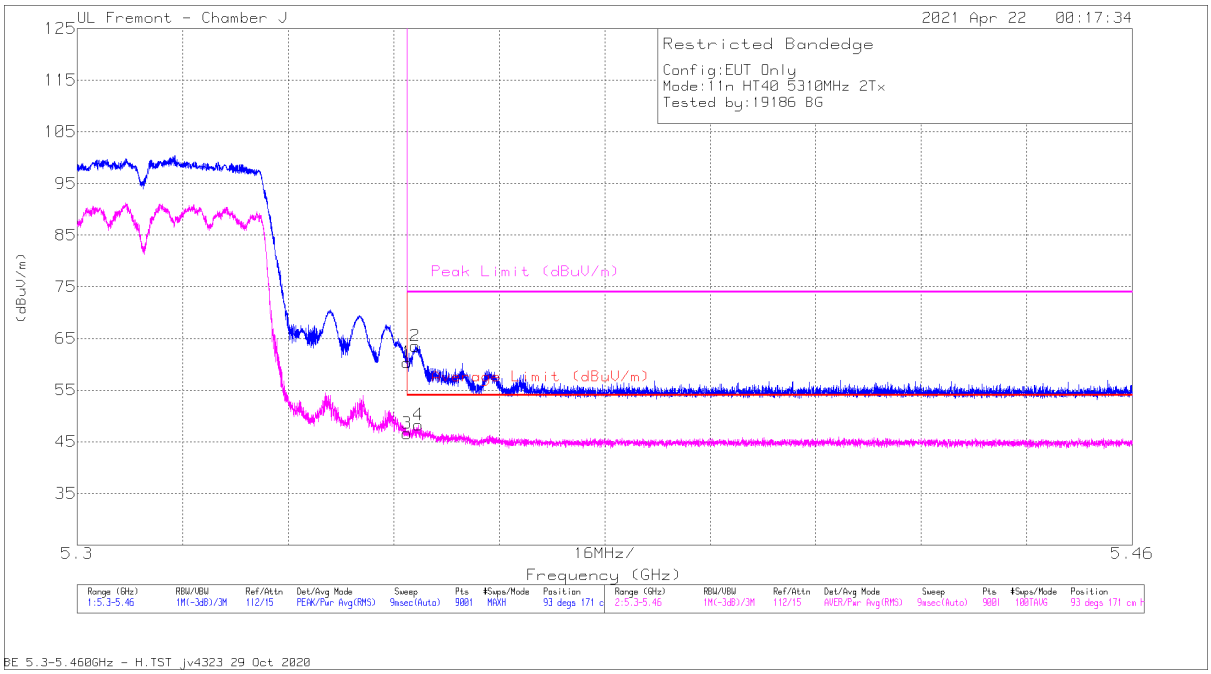

Trace Markers

Marker	Frequency (GHz)	Meter Reading (dBuV)	Det	AF PRE0100034 (dB/m)	Amp/Cbl/Fltr/Pad (dB)	DC Corr (dB)	Corrected Reading (dBuV/m)	Average Limit (dBuV/m)	Margin (dB)	Peak Limit (dBuV/m)	PK Margin (dB)	Azimuth (Degs)	Height (cm)	Polarity
1	* 5.35001	46.27	Pk	34.5	-20.4	0	60.37	-	-	74	-13.63	93	171	H
2	* 5.35124	49.45	Pk	34.5	-20.4	0	63.55	-	-	74	-10.45	93	171	H
3	* 5.35001	31.61	RMS	34.5	-20.4	.9	46.61	54	-7.39	-	-	93	171	H
4	* 5.35173	33.28	RMS	34.5	-20.4	.9	48.28	54	-5.72	-	-	93	171	H

* - indicates frequency in CFR47 Pt 15 / IC RSS-Restricted Band
Pk - Peak detector
RMS - RMS detection

UL VERIFICATION SERVICES INC.
47173 Benicia Street, Fremont, CA 94538; USA TEL:(510) 319-4000 FAX:(510) 661-0888
This report shall not be reproduced except in full, without the written approval of UL Verification Services Inc.

VERTICAL RESULT

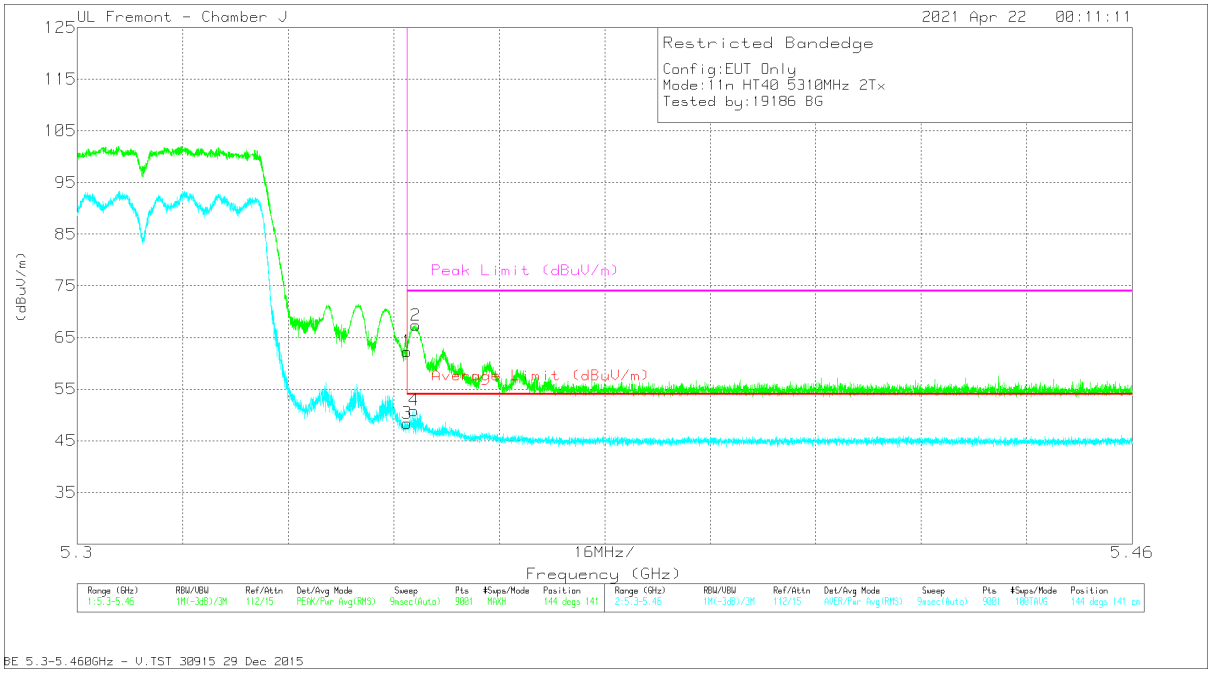

Trace Markers

Marker	Frequency (GHz)	Meter Reading (dBuV)	Det	AF PRE0100034 (dB/m)	Amp/Cbl/Fltr/Pad (dB)	DC Corr (dB)	Corrected Reading (dBuV/m)	Average Limit (dBuV/m)	Margin (dB)	Peak Limit (dBuV/m)	PK Margin (dB)	Azimuth (Degs)	Height (cm)	Polarity
1	* 5.35001	48.2	Pk	34.5	-20.4	0	62.3	-	-	74	-11.7	144	141	V
2	* 5.35134	53.27	Pk	34.5	-20.4	0	67.37	-	-	74	-6.63	144	141	V
3	* 5.35001	33.41	RMS	34.5	-20.4	.9	48.41	54	-5.59	-	-	144	141	V
4	* 5.35106	35.87	RMS	34.5	-20.4	.9	50.87	54	-3.13	-	-	144	141	V

* - indicates frequency in CFR47 Pt 15 / IC RSS-Restricted Band
Pk - Peak detector
RMS - RMS detection

UL VERIFICATION SERVICES INC.
47173 Benicia Street, Fremont, CA 94538; USA TEL:(510) 319-4000 FAX:(510) 661-0888
This report shall not be reproduced except in full, without the written approval of UL Verification Services Inc.

1.1.9. TX ABOVE 1 GHz 802.11ac VHT80 MODE IN THE 5.3 GHz BAND

1TX ANTENNA 6

BANDEDGE (MID CHANNEL)

HORIZONTAL RESULT

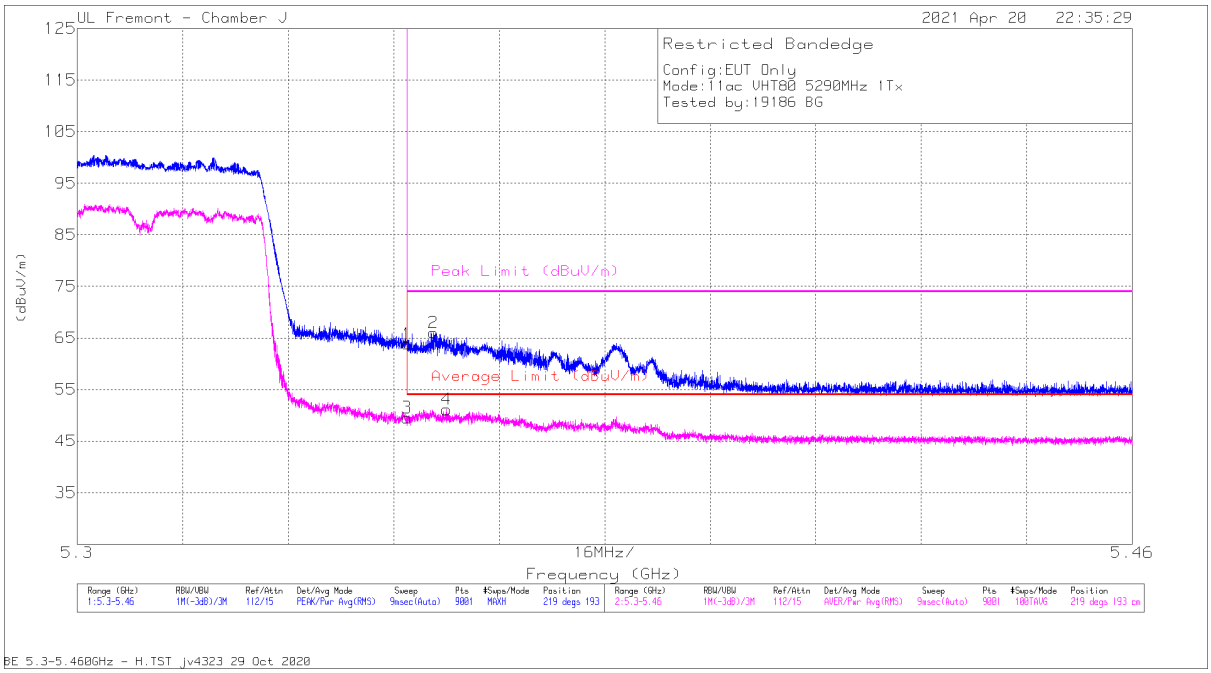

Marker	Frequency (GHz)	Meter Reading (dBuV)	Det	AF PRE0100034 (dB/m)	Amp/Cbl/Fltr/Pad (dB)	DC Corr (dB)	Corrected Reading (dBuV/m)	Average Limit (dBuV/m)	Margin (dB)	Peak Limit (dBuV/m)	PK Margin (dB)	Azimuth (Degs)	Height (cm)	Polarity
1	* 5.35001	49.74	Pk	34.5	-20.4	0	63.84	-	-	74	-10.16	219	193	H
2	* 5.35403	51.93	Pk	34.5	-20.4	0	66.03	-	-	74	-7.97	219	193	H
3	* 5.35001	34.31	RMS	34.5	-20.4	1.09	49.5	54	-4.5	-	-	219	193	H
4	* 5.356	35.83	RMS	34.6	-20.4	1.09	51.12	54	-2.88	-	-	219	193	H

* - indicates frequency in CFR47 Pt 15 / IC RSS-Restricted Band
Pk - Peak detector
RMS - RMS detection

UL VERIFICATION SERVICES INC.
47173 Benicia Street, Fremont, CA 94538; USA TEL:(510) 319-4000 FAX:(510) 661-0888
This report shall not be reproduced except in full, without the written approval of UL Verification Services Inc.

VERTICAL RESULT

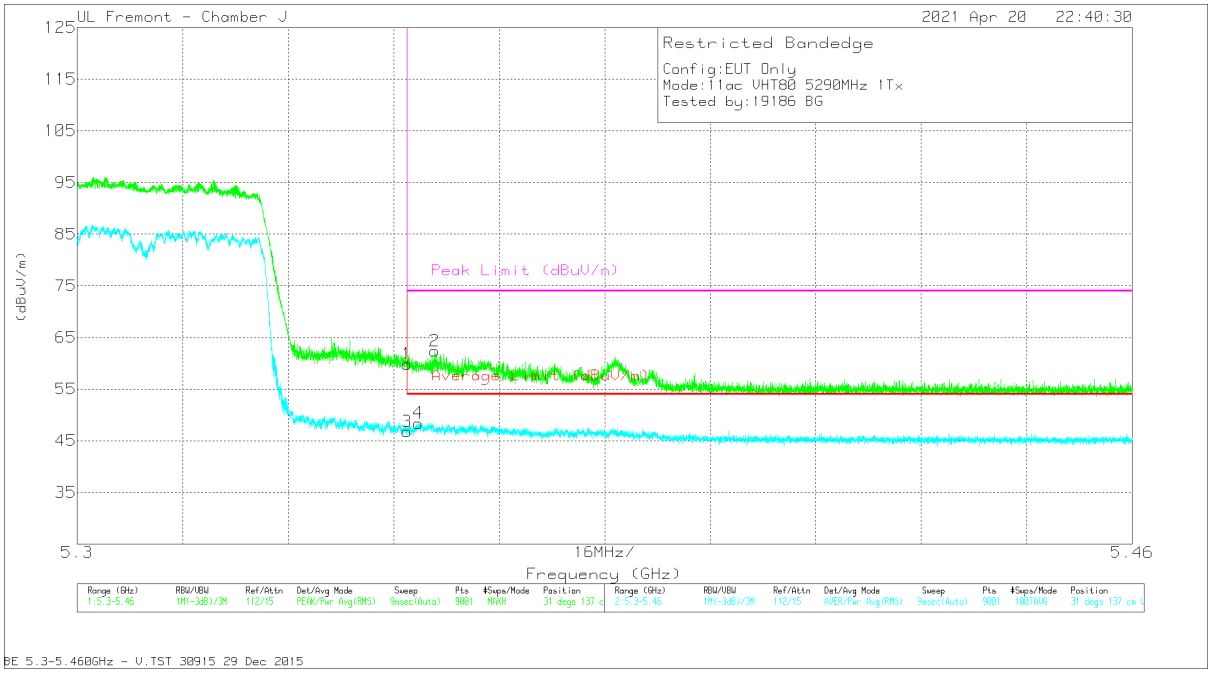

Trace Markers

Marker	Frequency (GHz)	Meter Reading (dBuV)	Det	AF PRE0100034 (dB/m)	Amp/Cbl/Fltr/Pad (dB)	DC Corr (dB)	Corrected Reading (dBuV/m)	Average Limit (dBuV/m)	Margin (dB)	Peak Limit (dBuV/m)	PK Margin (dB)	Azimuth (Degs)	Height (cm)	Polarity
1	* 5.35001	45.78	Pk	34.5	-20.4	0	59.88	-	-	74	-14.12	31	137	V
2	* 5.35424	48.25	Pk	34.5	-20.4	0	62.35	-	-	74	-11.65	31	137	V
3	* 5.35001	31.59	RMS	34.5	-20.4	1.09	46.78	54	-7.22	-	-	31	137	V
4	* 5.35173	33.22	RMS	34.5	-20.4	1.09	48.41	54	-5.59	-	-	31	137	V

* - indicates frequency in CFR47 Pt 15 / IC RSS-Restricted Band
Pk - Peak detector
RMS - RMS detection

UL VERIFICATION SERVICES INC.
47173 Benicia Street, Fremont, CA 94538; USA TEL:(510) 319-4000 FAX:(510) 661-0888
This report shall not be reproduced except in full, without the written approval of UL Verification Services Inc.

1TX ANTENNA 5

BANDEDGE (MID CHANNEL)

HORIZONTAL RESULT

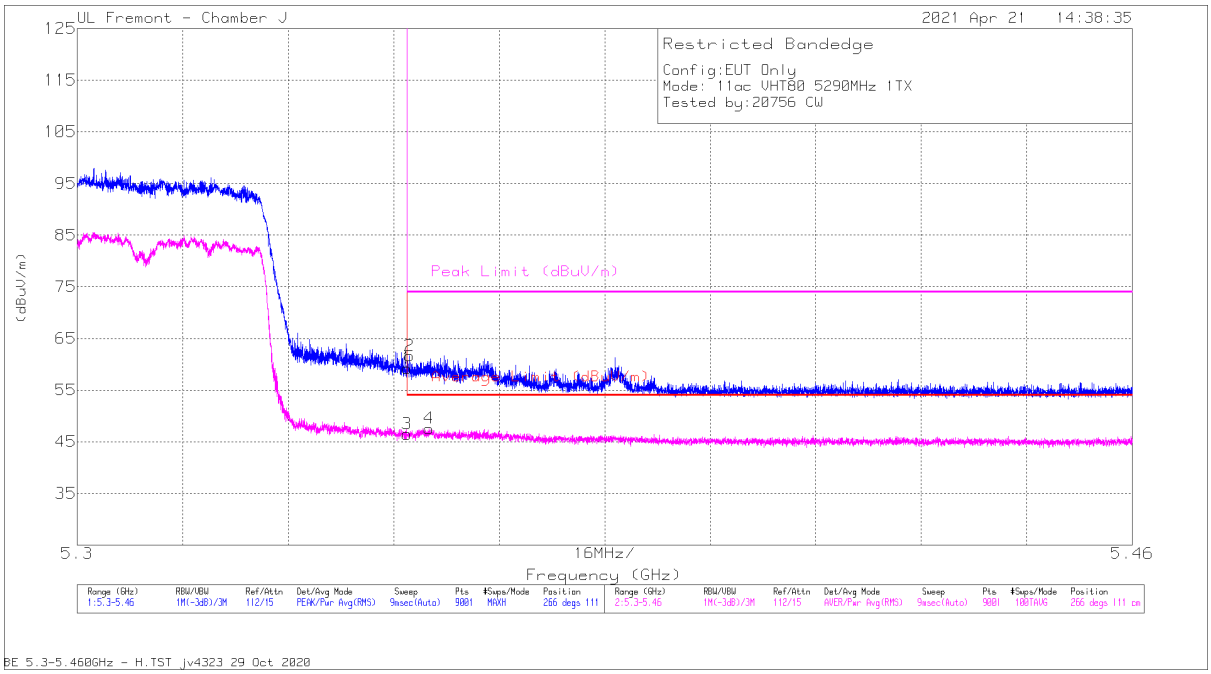

Marker	Frequency (GHz)	Meter Reading (dBuV)	Det	AF PRE0100034 (dB/m)	Amp/Cbl/Filtr/Pad (dB)	DC Corr (dB)	Corrected Reading (dBuV/m)	Average Limit (dBuV/m)	Margin (dB)	Peak Limit (dBuV/m)	PK Margin (dB)	Azimuth (Degs)	Height (cm)	Polarity
1	* 5.35001	45.16	Pk	34.5	-20.4	0	59.26	-	-	74	-14.74	266	111	H
2	* 5.35037	47.52	Pk	34.5	-20.4	0	61.62	-	-	74	-12.38	266	111	H
3	* 5.35001	31.32	RMS	34.5	-20.4	1.09	46.51	54	-7.49	-	-	266	111	H
4	* 5.35332	32.41	RMS	34.5	-20.4	1.09	47.6	54	-6.4	-	-	266	111	H

* - indicates frequency in CFR47 Pt 15 / IC RSS-Restricted Band
Pk - Peak detector
RMS - RMS detection

UL VERIFICATION SERVICES INC.
47173 Benicia Street, Fremont, CA 94538; USA TEL:(510) 319-4000 FAX:(510) 661-0888
This report shall not be reproduced except in full, without the written approval of UL Verification Services Inc.

VERTICAL RESULT

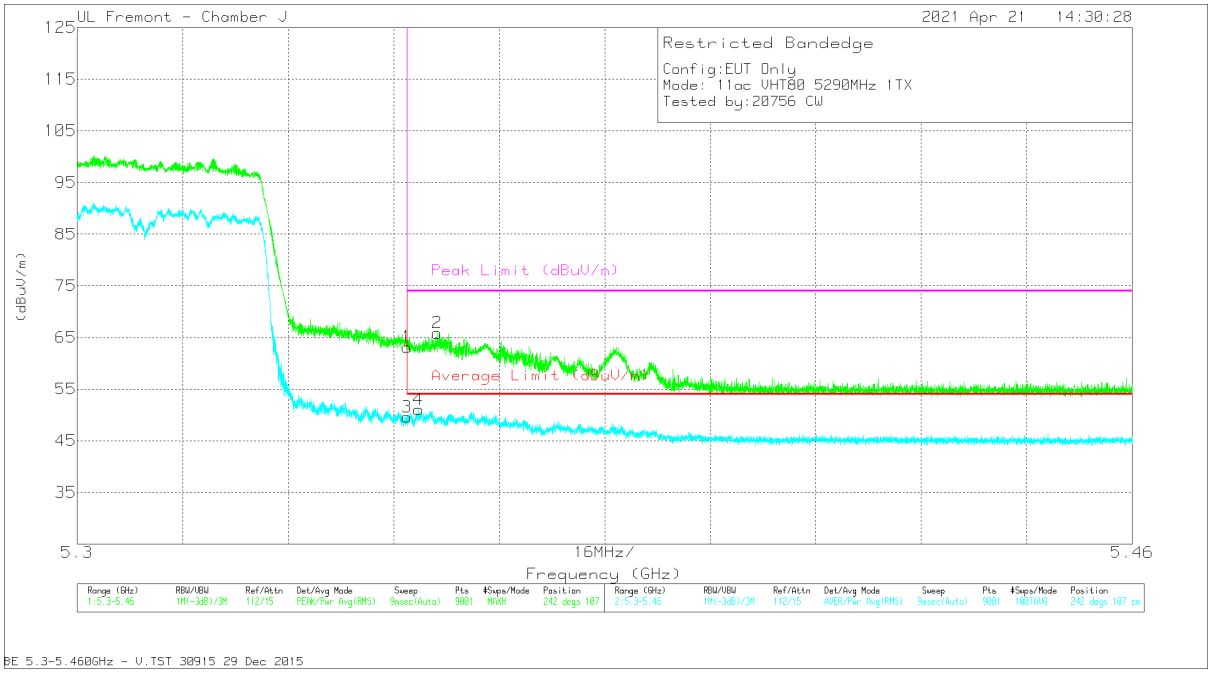

Marker	Frequency (GHz)	Meter Reading (dBuV)	Det	AF PRE0100034 (dB/m)	Amp/Cbl/Fltr/Pad (dB)	DC Corr (dB)	Corrected Reading (dBuV/m)	Average Limit (dBuV/m)	Margin (dB)	Peak Limit (dBuV/m)	PK Margin (dB)	Azimuth (Degs)	Height (cm)	Polarity
1	* 5.35001	49.05	Pk	34.5	-20.4	0	63.15	-	-	74	-10.85	242	107	V
2	* 5.35461	51.77	Pk	34.5	-20.4	0	65.87	-	-	74	-8.13	242	107	V
3	* 5.35001	34.42	RMS	34.5	-20.4	1.09	49.61	54	-4.39	-	-	242	107	V
4	* 5.35177	35.88	RMS	34.5	-20.4	1.09	51.07	54	-2.93	-	-	242	107	V

* - indicates frequency in CFR47 Pt 15 / IC RSS-Restricted Band
Pk - Peak detector
RMS - RMS detection

UL VERIFICATION SERVICES INC.
47173 Benicia Street, Fremont, CA 94538; USA TEL:(510) 319-4000 FAX:(510) 661-0888
This report shall not be reproduced except in full, without the written approval of UL Verification Services Inc.

2TX ANTENNA 6 + ANTENNA 5 CDD MODE

BANDEDGE (MID CHANNEL)

HORIZONTAL RESULT

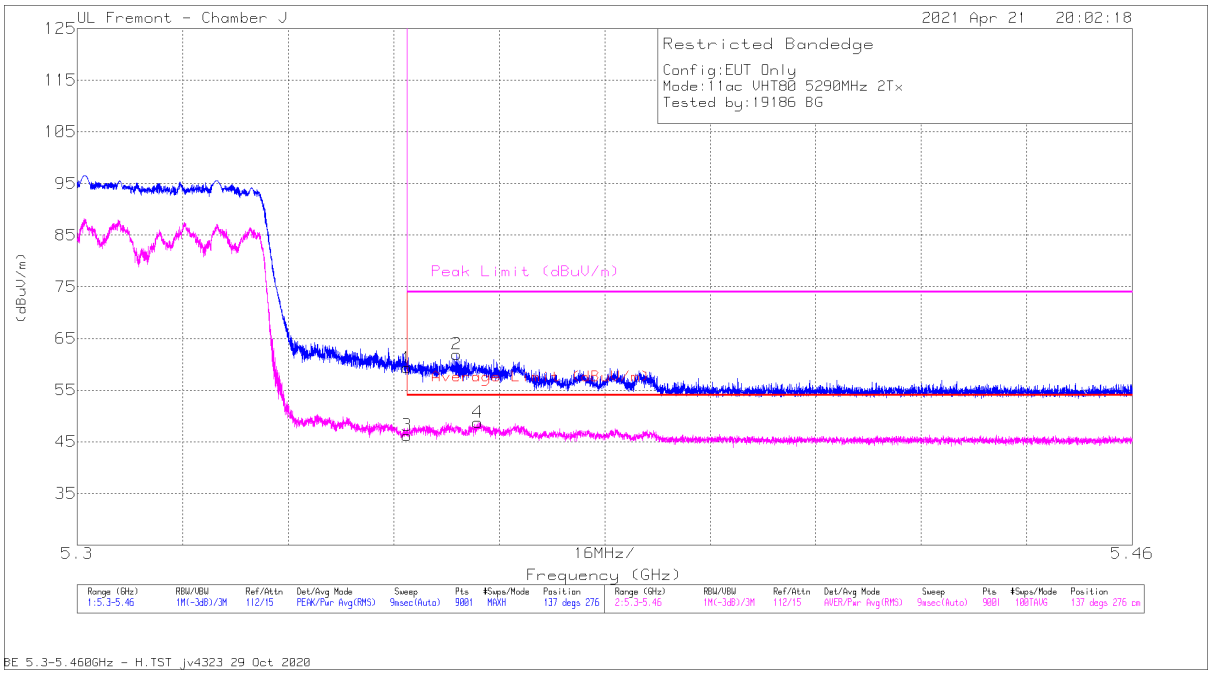

Trace Markers

Marker	Frequency (GHz)	Meter Reading (dBuV)	Det	AF PRE0100034 (dB/m)	Amp/Cbl/Fltr/Pad (dB)	DC Corr (dB)	Corrected Reading (dBuV/m)	Average Limit (dBuV/m)	Margin (dB)	Peak Limit (dBuV/m)	PK Margin (dB)	Azimuth (Degs)	Height (cm)	Polarity
1	* 5.35001	45.21	Pk	34.5	-20.4	0	59.31	-	-	74	-14.69	137	276	H
2	* 5.35757	47.74	Pk	34.6	-20.4	0	61.94	-	-	74	-12.06	137	276	H
3	* 5.35001	30.79	RMS	34.5	-20.4	1.33	46.22	54	-7.78	-	-	137	276	H
4	* 5.36075	33.22	RMS	34.6	-20.4	1.33	48.75	54	-5.25	-	-	137	276	H

* - indicates frequency in CFR47 Pt 15 / IC RSS-Restricted Band
Pk - Peak detector
RMS - RMS detection

UL VERIFICATION SERVICES INC.
47173 Benicia Street, Fremont, CA 94538; USA TEL:(510) 319-4000 FAX:(510) 661-0888
This report shall not be reproduced except in full, without the written approval of UL Verification Services Inc.

VERTICAL RESULT

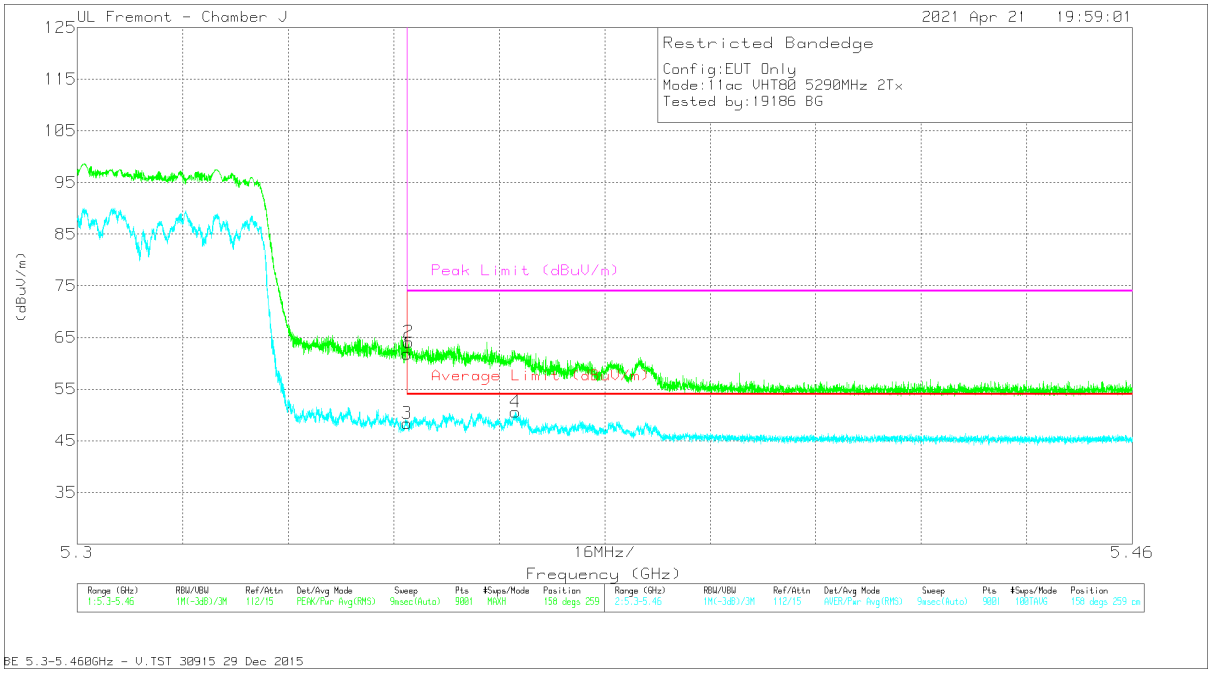

Trace Markers

Marker	Frequency (GHz)	Meter Reading (dBuV)	Det	AF PRE0100034 (dB/m)	Amp/Cbl/Fltr/Pad (dB)	DC Corr (dB)	Corrected Reading (dBuV/m)	Average Limit (dBuV/m)	Margin (dB)	Peak Limit (dBuV/m)	PK Margin (dB)	Azimuth (Degs)	Height (cm)	Polarity
1	* 5.35001	47.74	Pk	34.5	-20.4	0	61.84	-	-	74	-12.16	158	259	V
2	* 5.35026	50.03	Pk	34.5	-20.4	0	64.13	-	-	74	-9.87	158	259	V
3	* 5.35001	32.98	RMS	34.5	-20.4	1.33	48.41	54	-5.59	-	-	158	259	V
4	* 5.36645	34.94	RMS	34.6	-20.3	1.33	50.57	54	-3.43	-	-	158	259	V

* - indicates frequency in CFR47 Pt 15 / IC RSS-Restricted Band
Pk - Peak detector
RMS - RMS detection

UL VERIFICATION SERVICES INC.
47173 Benicia Street, Fremont, CA 94538; USA TEL:(510) 319-4000 FAX:(510) 661-0888
This report shall not be reproduced except in full, without the written approval of UL Verification Services Inc.

1.1.10. TX ABOVE 1 GHz 802.11ax HE20 MODE IN THE 5.3 GHz BAND

1TX ANTENNA 6 – 242 Tones, RU Index 61

BANDEDGE (HIGH CHANNEL)

HORIZONTAL RESULT

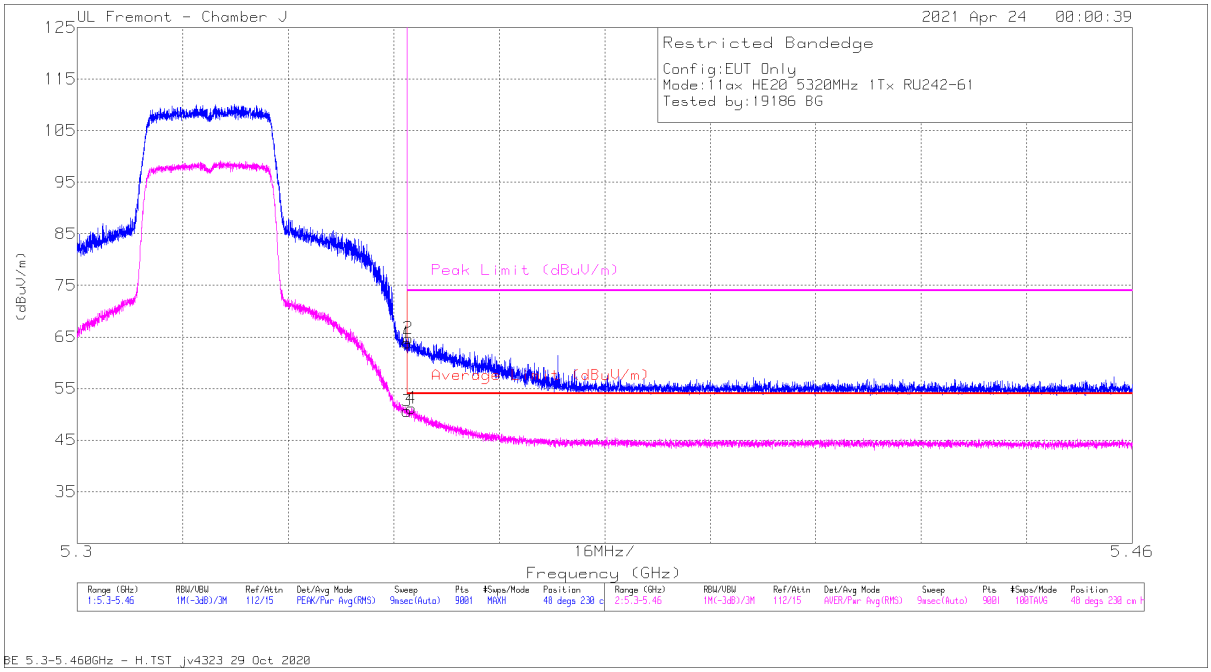

Trace Markers

Marker	Frequency (GHz)	Meter Reading (dBuV)	Det	AF PRE0100034 (dB/m)	Amp/Cbl/Fltr/Pad (dB)	DC Corr (dB)	Corrected Reading (dBuV/m)	Average Limit (dBuV/m)	Margin (dB)	Peak Limit (dBuV/m)	PK Margin (dB)	Azimuth (Degs)	Height (cm)	Polarity
1	* 5.35001	49.75	Pk	34.5	-20.4	0	63.85	-	-	74	-10.15	48	230	H
2	* 5.35024	50.64	Pk	34.5	-20.4	0	64.74	-	-	74	-9.26	48	230	H
3	* 5.35001	36.42	RMS	34.5	-20.4	.13	50.65	54	-3.35	-	-	48	230	H
4	* 5.35067	36.95	RMS	34.5	-20.4	.13	51.18	54	-2.82	-	-	48	230	H

* - indicates frequency in CFR47 Pt 15 / IC RSS-Restricted Band
Pk - Peak detector
RMS - RMS detection

UL VERIFICATION SERVICES INC.
47173 Benicia Street, Fremont, CA 94538; USA TEL:(510) 319-4000 FAX:(510) 661-0888
This report shall not be reproduced except in full, without the written approval of UL Verification Services Inc.

VERTICAL RESULT

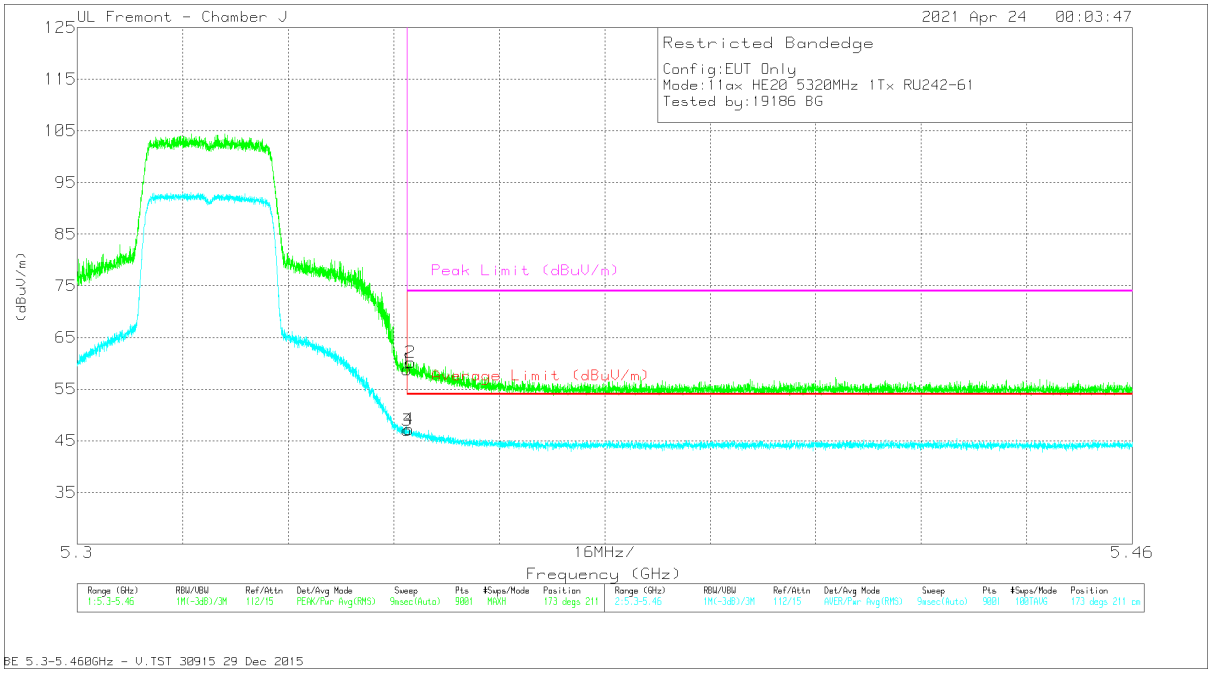

Trace Markers

Marker	Frequency (GHz)	Meter Reading (dBuV)	Det	AF PRE0100034 (dB/m)	Amp/Cbl/Filtr/Pad (dB)	DC Corr (dB)	Corrected Reading (dBuV/m)	Average Limit (dBuV/m)	Margin (dB)	Peak Limit (dBuV/m)	PK Margin (dB)	Azimuth (Degs)	Height (cm)	Polarity
1	* 5.35001	44.69	Pk	34.5	-20.4	0	58.79	-	-	74	-15.21	173	211	V
2	* 5.35054	46.07	Pk	34.5	-20.4	0	60.17	-	-	74	-13.83	173	211	V
3	* 5.35001	32.77	RMS	34.5	-20.4	.13	47	54	-7	-	-	173	211	V
4	* 5.35028	33	RMS	34.5	-20.4	.13	47.23	54	-6.77	-	-	173	211	V

* - indicates frequency in CFR47 Pt 15 / IC RSS-Restricted Band
Pk - Peak detector
RMS - RMS detection

UL VERIFICATION SERVICES INC.
47173 Benicia Street, Fremont, CA 94538; USA TEL:(510) 319-4000 FAX:(510) 661-0888
This report shall not be reproduced except in full, without the written approval of UL Verification Services Inc.

1TX ANTENNA 6 – 26 Tones, RU Index 8

BANDEDGE (HIGH CHANNEL)

HORIZONTAL RESULT

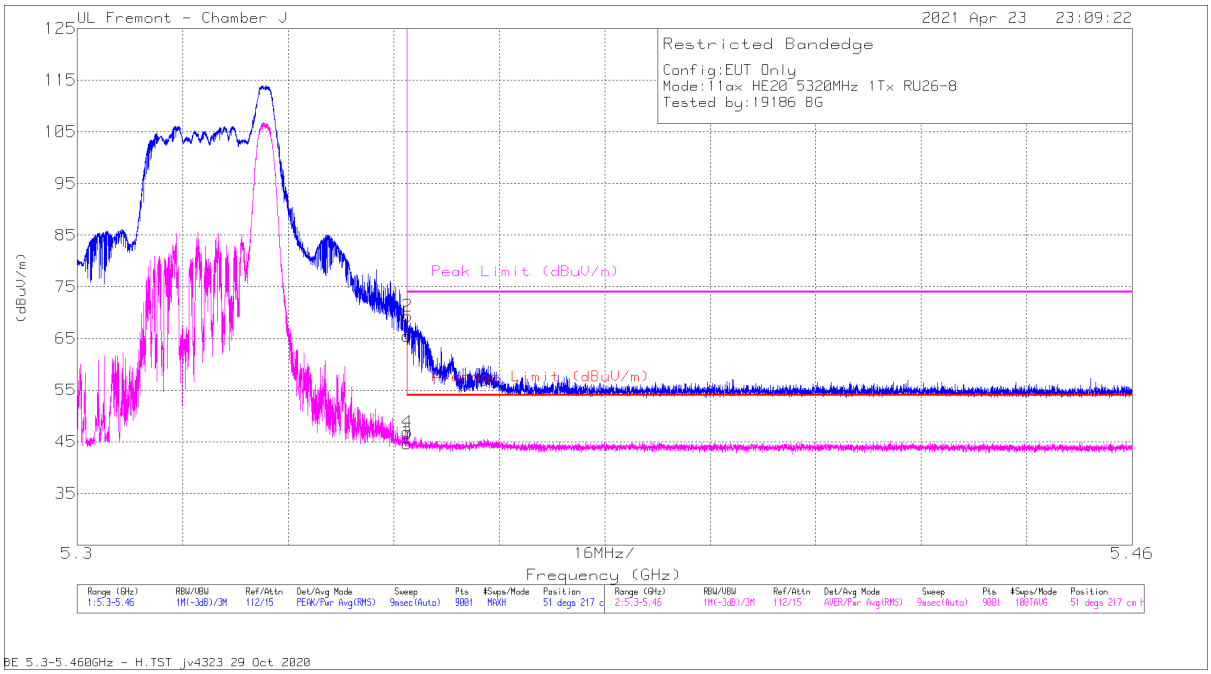

Trace Markers

Marker	Frequency (GHz)	Meter Reading (dBuV)	Det	AF PRE0100034 (dB/m)	Amp/Cbl/Fltr/Pad (dB)	DC Corr (dB)	Corrected Reading (dBuV/m)	Average Limit (dBuV/m)	Margin (dB)	Peak Limit (dBuV/m)	PK Margin (dB)	Azimuth (Degs)	Height (cm)	Polarity
1	* 5.35001	51.39	Pk	34.5	-20.4	0	65.49	-	-	74	-8.51	51	217	H
2	* 5.3501	55.24	Pk	34.5	-20.4	0	69.34	-	-	74	-4.66	51	217	H
3	* 5.35001	30.53	RMS	34.5	-20.4	.13	44.76	54	-9.24	-	-	51	217	H
4	* 5.35006	32.78	RMS	34.5	-20.4	.13	47.01	54	-6.99	-	-	51	217	H

* - indicates frequency in CFR47 Pt 15 / IC RSS-Restricted Band
Pk - Peak detector
RMS - RMS detection

UL VERIFICATION SERVICES INC.
47173 Benicia Street, Fremont, CA 94538; USA TEL:(510) 319-4000 FAX:(510) 661-0888
This report shall not be reproduced except in full, without the written approval of UL Verification Services Inc.

VERTICAL RESULT

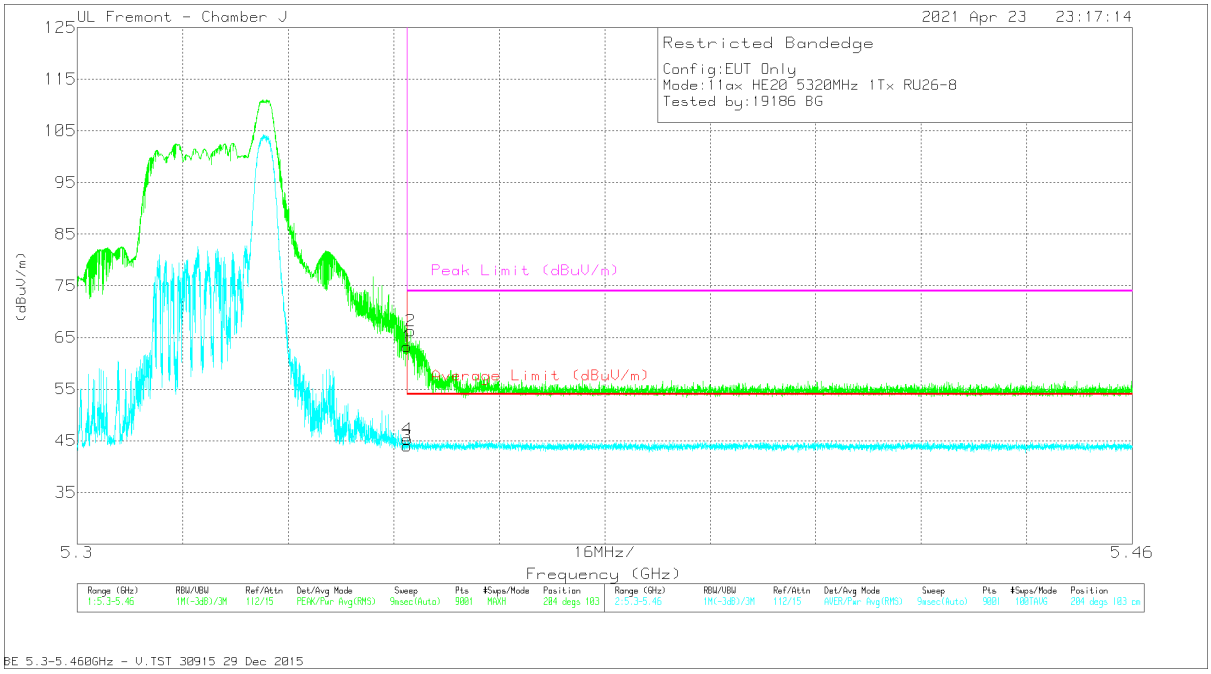

Trace Markers

Marker	Frequency (GHz)	Meter Reading (dBuV)	Det	AF PRE0100034 (dB/m)	Amp/Cbl/Fltr/Pad (dB)	DC Corr (dB)	Corrected Reading (dBuV/m)	Average Limit (dBuV/m)	Margin (dB)	Peak Limit (dBuV/m)	PK Margin (dB)	Azimuth (Degs)	Height (cm)	Polarity
1	* 5.35001	49.11	Pk	34.5	-20.4	0	63.21	-	-	74	-10.79	204	103	V
2	* 5.3506	52.15	Pk	34.5	-20.4	0	66.25	-	-	74	-7.75	204	103	V
3	* 5.35001	29.86	RMS	34.5	-20.4	.13	44.09	54	-9.91	-	-	204	103	V
4	* 5.35006	31.22	RMS	34.5	-20.4	.13	45.45	54	-8.55	-	-	204	103	V

* - indicates frequency in CFR47 Pt 15 / IC RSS-Restricted Band
Pk - Peak detector
RMS - RMS detection

UL VERIFICATION SERVICES INC.
47173 Benicia Street, Fremont, CA 94538; USA TEL:(510) 319-4000 FAX:(510) 661-0888
This report shall not be reproduced except in full, without the written approval of UL Verification Services Inc.

1TX ANTENNA 5 – 242 Tones, RU Index 61

BANDEDGE (HIGH CHANNEL)

HORIZONTAL RESULT

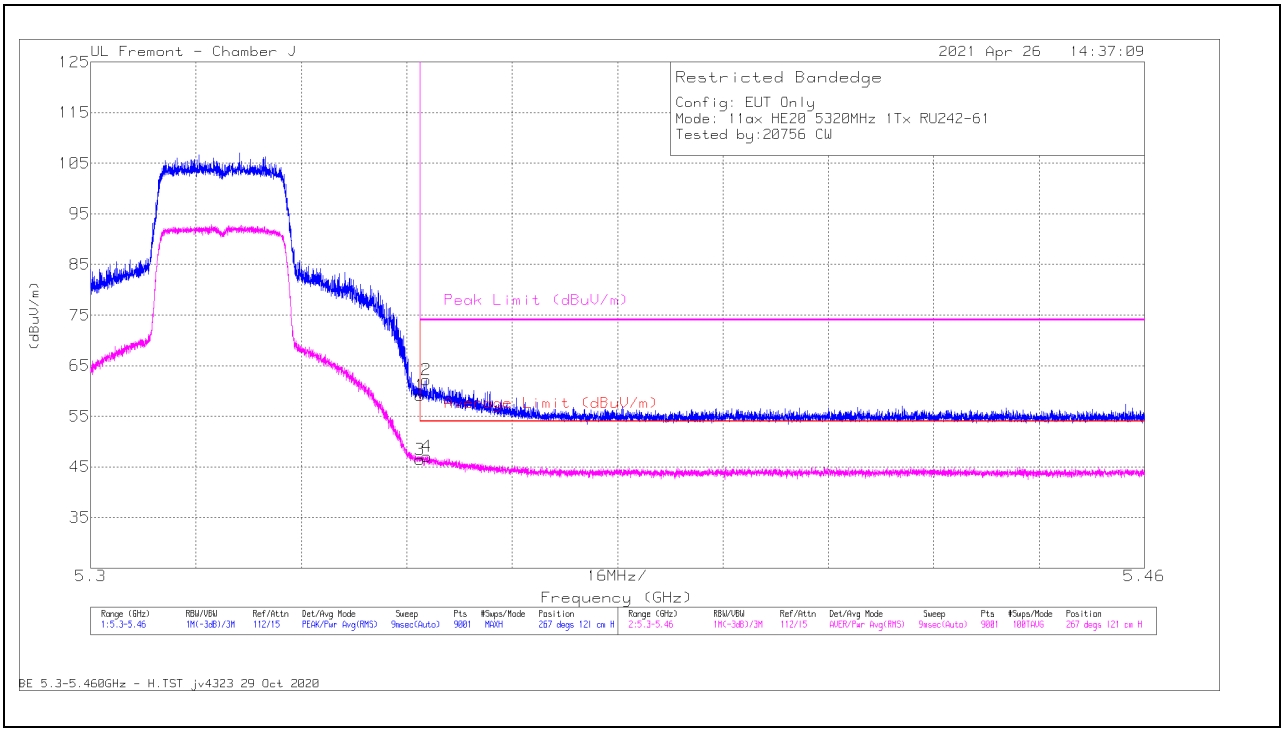

Marker	Frequency (GHz)	Meter Reading (dBuV)	Det	AF PRE0100034 (dB/m)	Amp/Cbl/Fltr/Pad (dB)	DC Corr (dB)	Corrected Reading (dBuV/m)	Average Limit (dBuV/m)	Margin (dB)	Peak Limit (dBuV/m)	PK Margin (dB)	Azimuth (Degs)	Height (cm)	Polarity
1	* 5.35001	44.95	Pk	34.5	-20.4	0	59.05	-	-	74	-14.95	267	121	H
2	* 5.35093	48.11	Pk	34.5	-20.4	0	62.21	-	-	74	-11.79	267	121	H
3	* 5.35001	32.38	RMS	34.5	-20.4	.13	46.61	54	-7.39	-	-	267	121	H
4	* 5.35108	32.95	RMS	34.5	-20.4	.13	47.18	54	-6.82	-	-	267	121	H

* - indicates frequency in CFR47 Pt 15 / IC RSS-Restricted Band
Pk - Peak detector
RMS - RMS detection

UL VERIFICATION SERVICES INC.
47173 Benicia Street, Fremont, CA 94538; USA TEL:(510) 319-4000 FAX:(510) 661-0888
This report shall not be reproduced except in full, without the written approval of UL Verification Services Inc.

VERTICAL RESULT

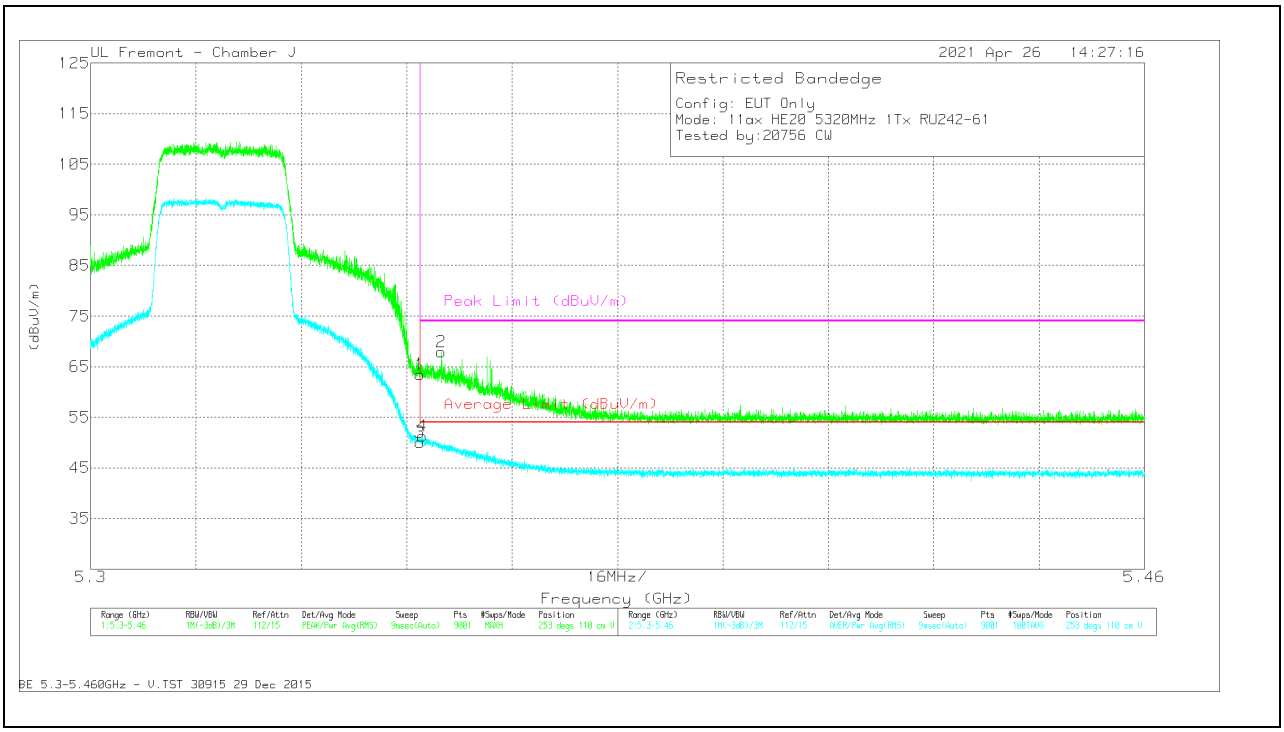

Marker	Frequency (GHz)	Meter Reading (dBuV)	Det	AF PRE0100034 (dB/m)	Amp/Cbl/Fltr/Pad (dB)	DC Corr (dB)	Corrected Reading (dBuV/m)	Average Limit (dBuV/m)	Margin (dB)	Peak Limit (dBuV/m)	PK Margin (dB)	Azimuth (Degs)	Height (cm)	Polarity
1	* 5.35001	49.41	Pk	34.5	-20.4	0	63.51	-	-	74	-10.49	253	110	V
2	* 5.35325	53.84	Pk	34.5	-20.4	0	67.94	-	-	74	-6.06	253	110	V
3	* 5.35001	35.98	RMS	34.5	-20.4	.13	50.21	54	-3.79	-	-	253	110	V
4	* 5.35042	37.17	RMS	34.5	-20.4	.13	51.4	54	-2.6	-	-	253	110	V

* - indicates frequency in CFR47 Pt 15 / IC RSS-Restricted Band
Pk - Peak detector
RMS - RMS detection

UL VERIFICATION SERVICES INC.
47173 Benicia Street, Fremont, CA 94538; USA TEL:(510) 319-4000 FAX:(510) 661-0888
This report shall not be reproduced except in full, without the written approval of UL Verification Services Inc.

1TX ANTENNA 5 – 26 Tones, RU Index 8

BANDEDGE (HIGH CHANNEL)

HORIZONTAL RESULT

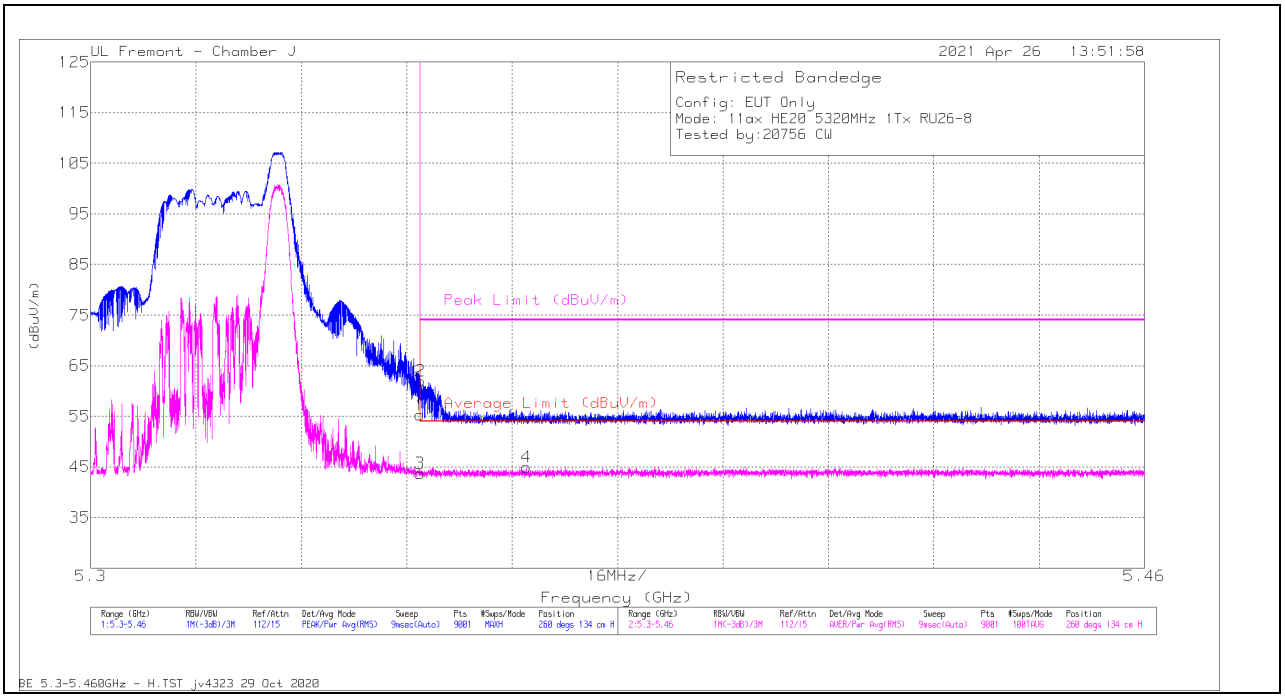

Marker	Frequency (GHz)	Meter Reading (dBuV)	Det	AF PRE0100034 (dB/m)	Amp/Cbl/Fltr/Pad (dB)	DC Corr (dB)	Corrected Reading (dBuV/m)	Average Limit (dBuV/m)	Margin (dB)	Peak Limit (dBuV/m)	PK Margin (dB)	Azimuth (Degs)	Height (cm)	Polarity
1	* 5.35001	41.12	Pk	34.5	-20.4	0	55.22	-	-	74	-18.78	260	134	H
2	* 5.35006	47.86	Pk	34.5	-20.4	0	61.96	-	-	74	-12.04	260	134	H
3	* 5.35001	29.63	RMS	34.5	-20.4	.13	43.86	54	-10.14	-	-	260	134	H
4	* 5.36617	30.67	RMS	34.6	-20.3	.13	45.1	54	-8.9	-	-	260	134	H

* - indicates frequency in CFR47 Pt 15 / IC RSS-Restricted Band
Pk - Peak detector
RMS - RMS detection

UL VERIFICATION SERVICES INC.
47173 Benicia Street, Fremont, CA 94538; USA TEL:(510) 319-4000 FAX:(510) 661-0888
This report shall not be reproduced except in full, without the written approval of UL Verification Services Inc.

VERTICAL RESULT

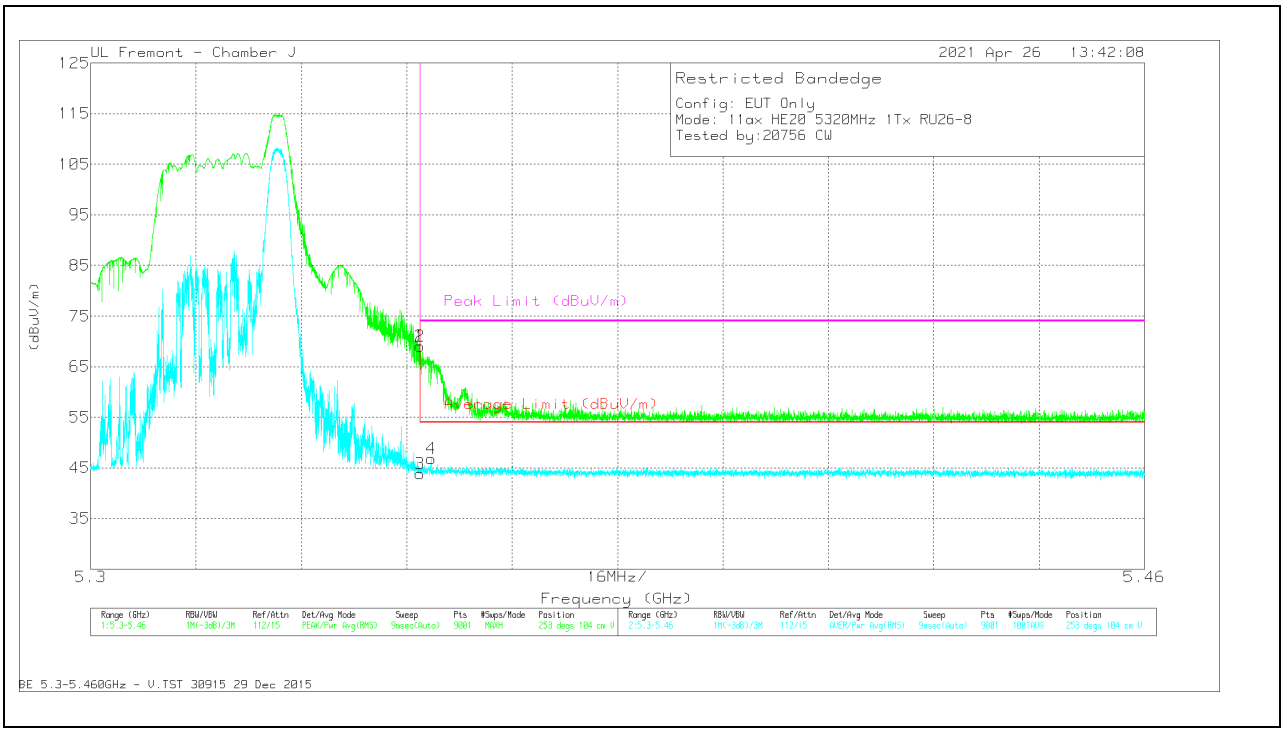

Marker	Frequency (GHz)	Meter Reading (dBuV)	Det	AF PRE0100034 (dB/m)	Amp/Cbl/Fltr/Pad (dB)	DC Corr (dB)	Corrected Reading (dBuV/m)	Average Limit (dBuV/m)	Margin (dB)	Peak Limit (dBuV/m)	PK Margin (dB)	Azimuth (Degs)	Height (cm)	Polarity
1	* 5.35001	54.92	Pk	34.5	-20.4	0	69.02	-	-	74	-4.98	253	104	V
2	* 5.35003	54.96	Pk	34.5	-20.4	0	69.06	-	-	74	-4.94	253	104	V
3	* 5.35001	29.75	RMS	34.5	-20.4	.13	43.98	54	-10.02	-	-	253	104	V
4	* 5.35168	32.72	RMS	34.5	-20.4	.13	46.95	54	-7.05	-	-	253	104	V

* - indicates frequency in CFR47 Pt 15 / IC RSS-Restricted Band
Pk - Peak detector
RMS - RMS detection

UL VERIFICATION SERVICES INC.
47173 Benicia Street, Fremont, CA 94538; USA TEL:(510) 319-4000 FAX:(510) 661-0888
This report shall not be reproduced except in full, without the written approval of UL Verification Services Inc.

2TX ANTENNA 6 + ANTENNA 5 OFDMA MODE – 242 Tones, RU Index 61

BANDEDGE (HIGH CHANNEL)

HORIZONTAL RESULT

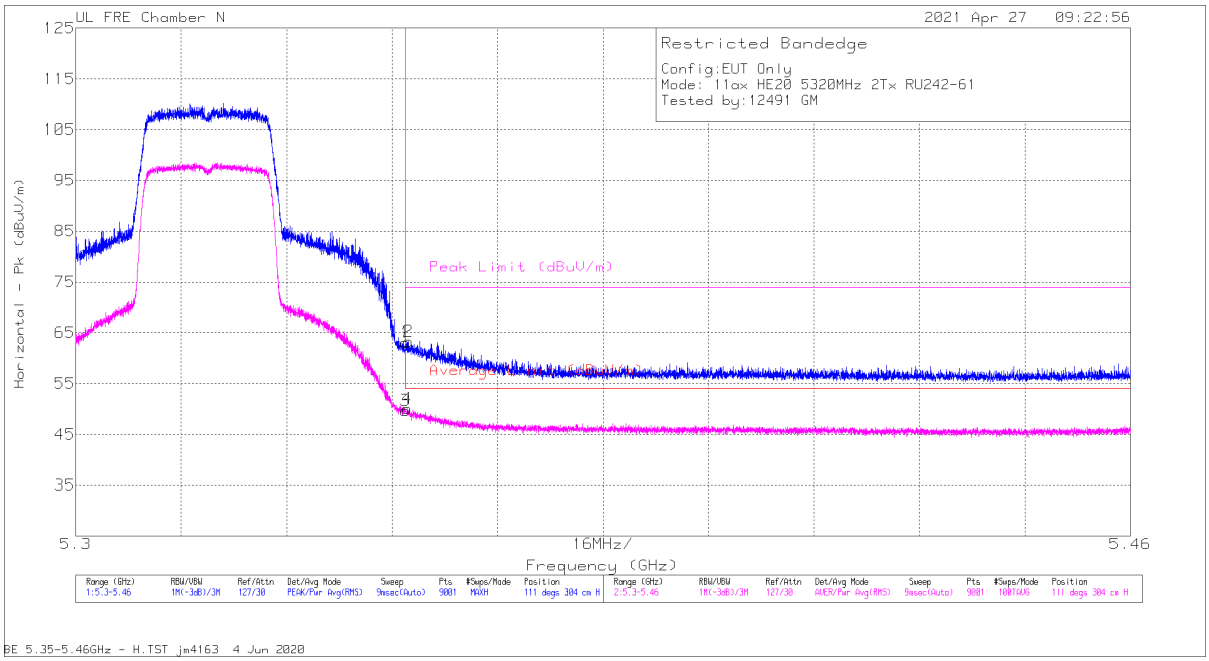

Trace Markers

Marker	Frequency (GHz)	Meter Reading (dBuV)	Det	AF PRE0213971 (dB/m)	Amp/Cbl/Fltr/Pad (dB)	DC Corr (dB)	Corrected Reading (dBuV/m)	Average Limit (dBuV/m)	Margin (dB)	Peak Limit (dBuV/m)	PK Margin (dB)	Azimuth (Degs)	Height (cm)	Polarity
1	5.35001	61.8	Pk	34.5	-33.2	0	63.1	-	-	74	-10.9	111	304	H
3	5.35001	48.39	RMS	34.5	-33.2	0	49.69	54	-4.31	-	-	111	304	H
4	5.35026	48.76	RMS	34.5	-33.2	0	50.06	54	-3.94	-	-	111	304	H
2	5.35049	62.04	Pk	34.5	-33.2	0	63.34	-	-	74	-10.66	111	304	H

Pk - Peak detector
RMS - RMS detection

UL VERIFICATION SERVICES INC.
47173 Benicia Street, Fremont, CA 94538; USA TEL:(510) 319-4000 FAX:(510) 661-0888
This report shall not be reproduced except in full, without the written approval of UL Verification Services Inc.

VERTICAL RESULT

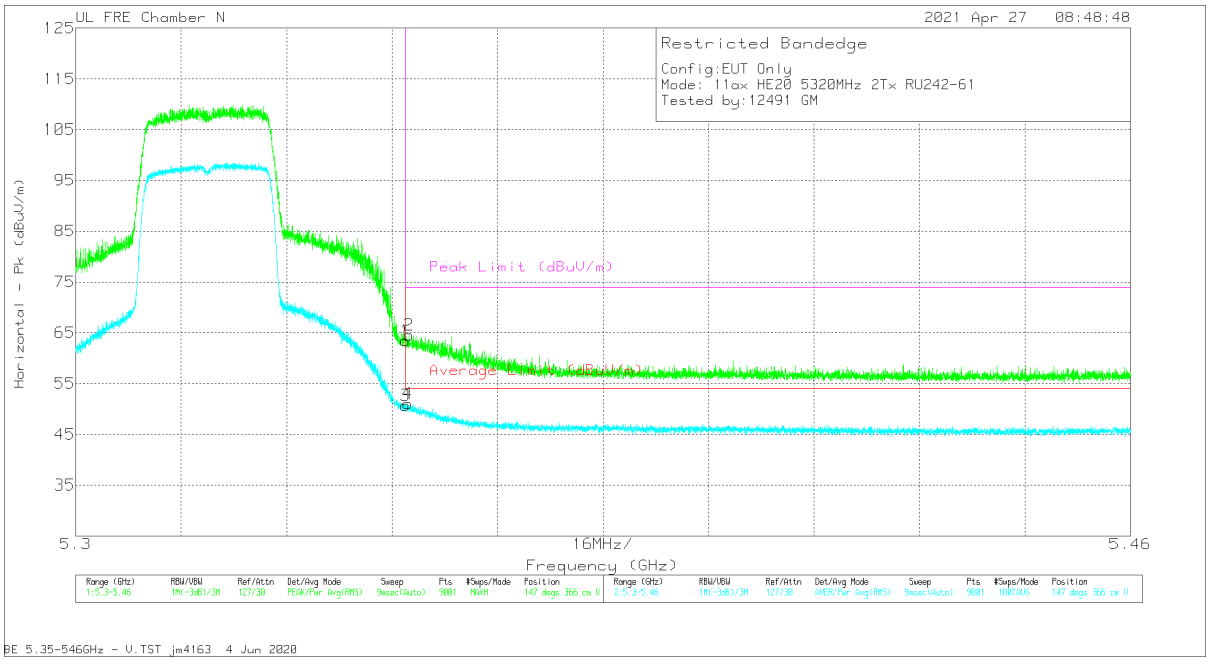

Trace Markers

Marker	Frequency (GHz)	Meter Reading (dBuV)	Det	AF PRE0213971 (dB/m)	Amp/Cbl/Fltr/Pad (dB)	DC Corr (dB)	Corrected Reading (dBuV/m)	Average Limit (dBuV/m)	Margin (dB)	Peak Limit (dBuV/m)	PK Margin (dB)	Azimuth (Degs)	Height (cm)	Polarity
1	5.35001	62.16	Pk	34.5	-33.2	0	63.46	-	-	74	-10.54	147	366	V
3	5.35001	49.38	RMS	34.5	-33.2	0	50.68	54	-3.32	-	-	147	366	V
4	5.35038	49.81	RMS	34.5	-33.2	0	51.11	54	-2.89	-	-	147	366	V
2	5.35056	63.24	Pk	34.5	-33.2	0	64.54	-	-	74	-9.46	147	366	V

Pk - Peak detector
RMS - RMS detection

UL VERIFICATION SERVICES INC.
47173 Benicia Street, Fremont, CA 94538; USA TEL:(510) 319-4000 FAX:(510) 661-0888
This report shall not be reproduced except in full, without the written approval of UL Verification Services Inc.

HARMONICS AND SPURIOUS EMISSIONS

LOW CHANNEL RESULTS

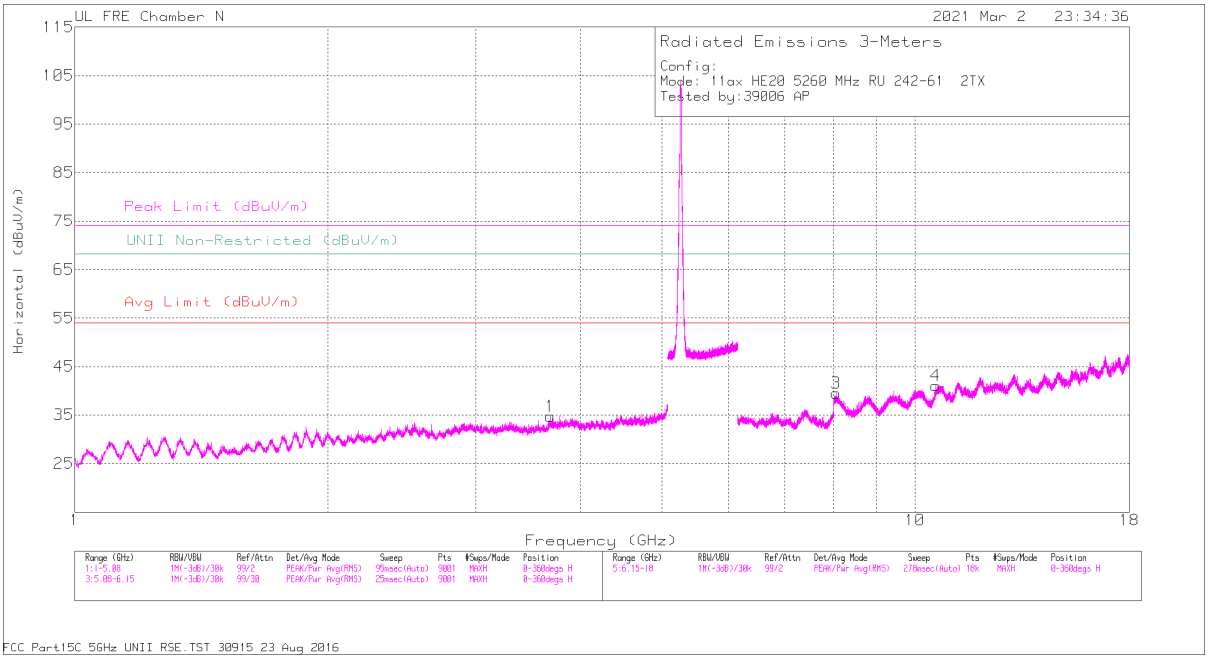

HORIZONTAL

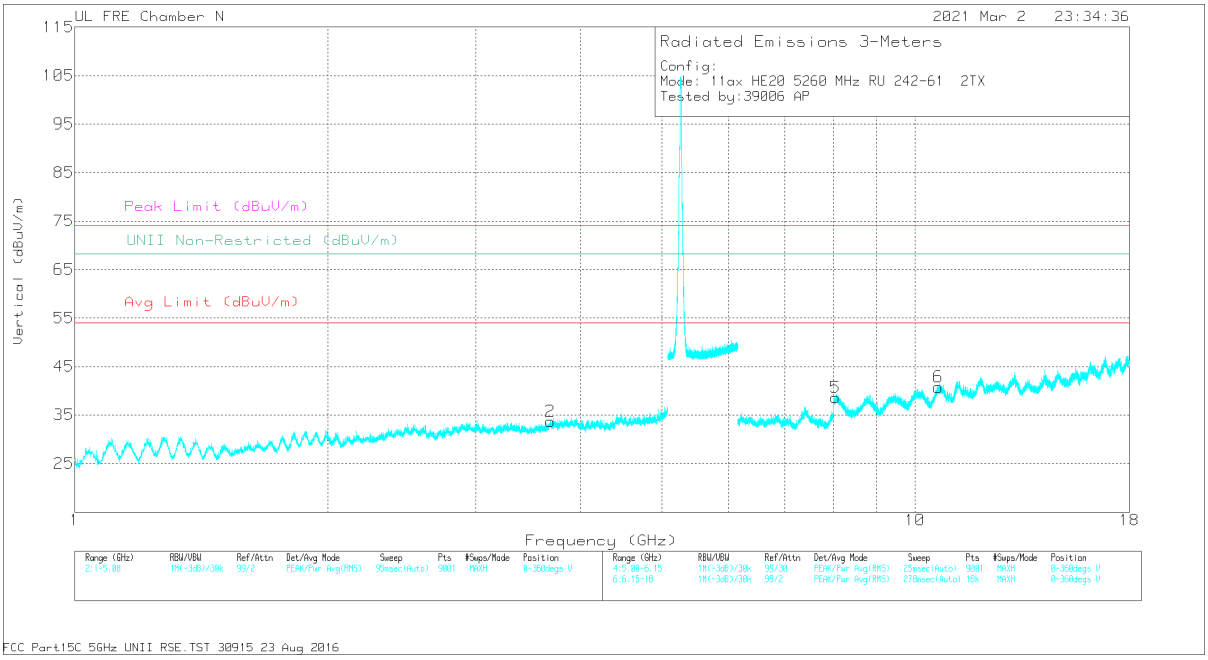

VERTICAL

UL VERIFICATION SERVICES INC.
47173 Benicia Street, Fremont, CA 94538; USA TEL:(510) 319-4000 FAX:(510) 661-0888
This report shall not be reproduced except in full, without the written approval of UL Verification Services Inc.

RADIATED EMISSIONS

Marker	Frequency (GHz)	Meter Reading (dBuV)	Det	AF PRE0213971 (dB/m)	Amp/Cbl/Fltr/Pad (dB)	Corrected Reading (dBuV/m)	Avg Limit (dBuV/m)	Margin (dB)	Peak Limit (dBuV/m)	PK Margin (dB)	UNII Non-Restricted (dBuV/m)	PK Margin (dB)	Azimuth (Degs)	Height (cm)	Polarity
1	* 3.68142	53.95	PK-U	33.5	-43.8	43.65	-	-	74	-30.35	-	-	240	135	H
	* 3.68051	42.33	ADR	33.5	-43.8	32.03	54	-21.97	-	-	-	-	240	135	H
2	* 3.68098	53.95	PK-U	33.5	-43.8	43.65	-	-	74	-30.35	-	-	289	168	V
	* 3.68112	42.71	ADR	33.5	-43.8	32.41	54	-21.59	-	-	-	-	289	168	V
3	* 8.06153	53.87	PK-U	35.7	-40.3	49.27	-	-	74	-24.73	-	-	356	299	H
	* 8.06094	41.94	ADR	35.7	-40.3	37.34	54	-16.66	-	-	-	-	356	299	H
5	* 8.03908	53	PK-U	35.7	-40.3	48.4	-	-	74	-25.6	-	-	156	341	V
	* 8.03853	41.69	ADR	35.7	-40.4	36.99	54	-17.01	-	-	-	-	156	341	V
6	* 10.66239	52.82	PK-U	37.8	-40	50.62	-	-	74	-23.38	-	-	149	145	V
	* 10.66308	41.13	ADR	37.8	-40	38.93	54	-15.07	-	-	-	-	149	145	V
4	10.5847	52.09	PK-U	37.8	-40.1	49.79	-	-	-	-	68.2	-18.41	246	209	H

* - indicates frequency in CFR47 Pt 15 / IC RSS-Restricted Band
PK-U - U-NII: Maximum Peak
ADR - U-NII AD primary method, RMS average

UL VERIFICATION SERVICES INC.
47173 Benicia Street, Fremont, CA 94538; USA TEL:(510) 319-4000 FAX:(510) 661-0888
This report shall not be reproduced except in full, without the written approval of UL Verification Services Inc.

MID CHANNEL RESULTS

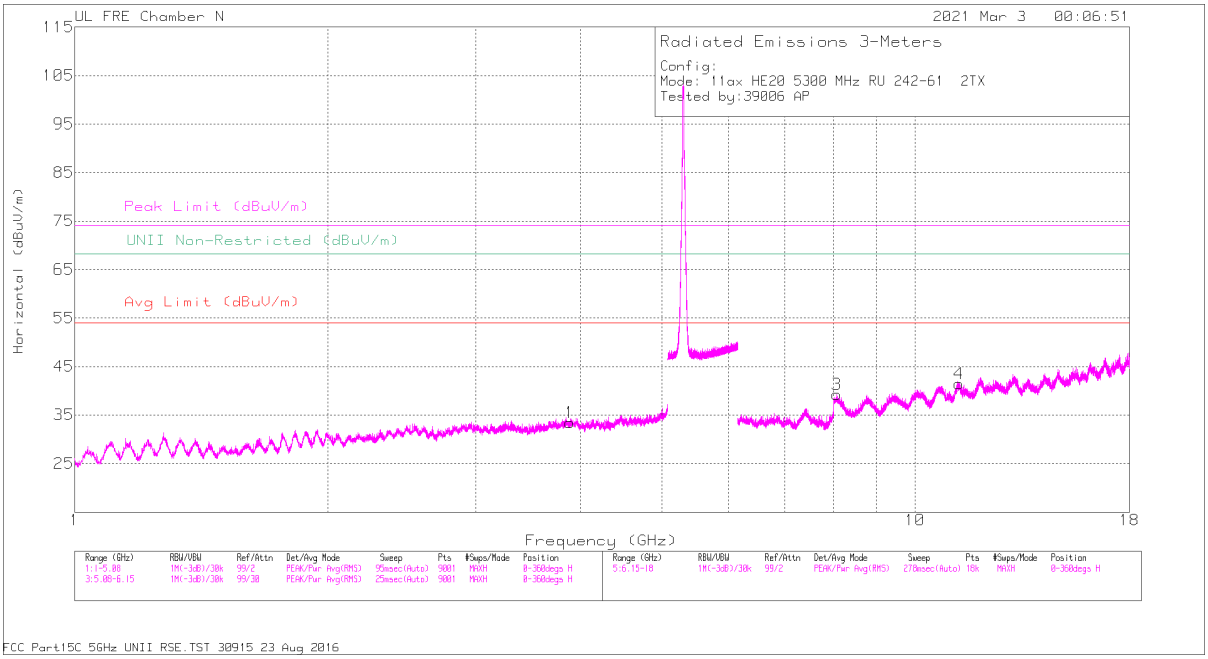

HORIZONTAL

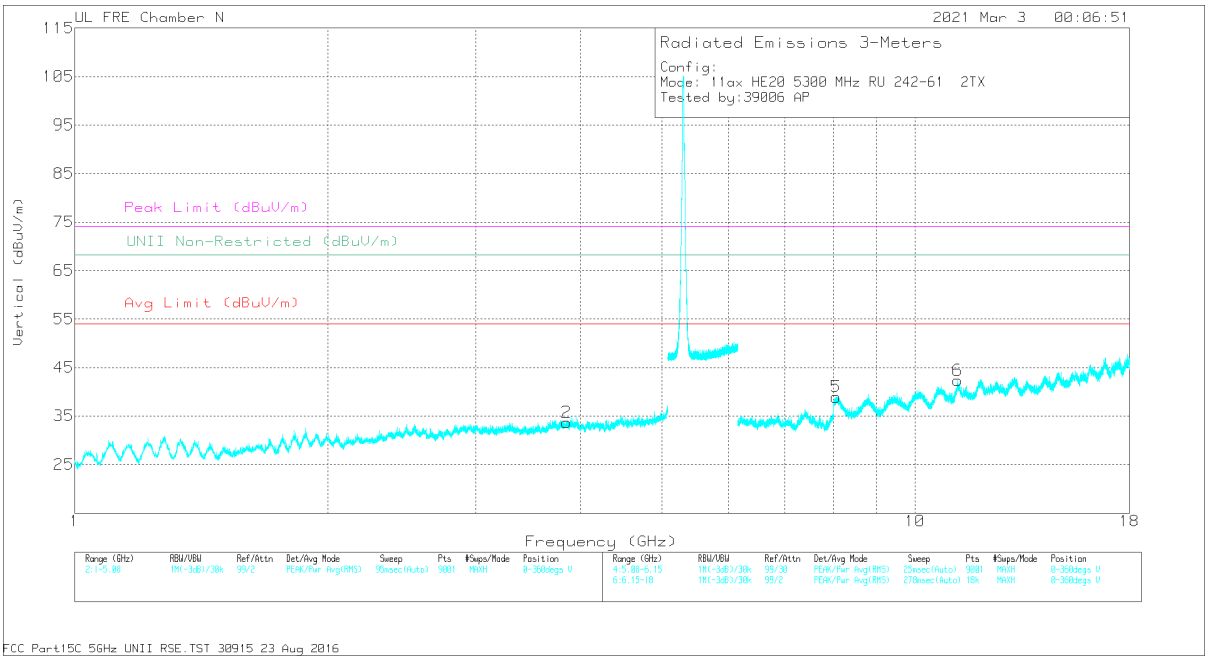

VERTICAL

UL VERIFICATION SERVICES INC.
47173 Benicia Street, Fremont, CA 94538; USA TEL:(510) 319-4000 FAX:(510) 661-0888

This report shall not be reproduced except in full, without the written approval of UL Verification Services Inc.

RADIATED EMISSIONS

Marker	Frequency (GHz)	Meter Reading (dBuV)	Det	AF PRE0213971 (dB/m)	Amp/Cbl/Fltr/Pad (dB)	Corrected Reading (dBuV/m)	Avg Limit (dBuV/m)	Margin (dB)	Peak Limit (dBuV/m)	PK Margin (dB)	UNII Non-Restricted (dBuV/m)	PK Margin (dB)	Azimuth (Degs)	Height (cm)	Polarity
1	* 3.88344	53.79	PK-U	33.6	-43.4	43.99	-	-	74	-30.01	-	-	146	143	H
	* 3.88381	41.79	ADR	33.6	-43.4	31.99	54	-22.01	-	-	-	-	146	143	H
2	* 3.84735	54.11	PK-U	33.5	-43.7	43.91	-	-	74	-30.09	-	-	123	271	V
	* 3.84787	42.42	ADR	33.5	-43.7	32.22	54	-21.78	-	-	-	-	123	271	V
3	* 8.07779	53.37	PK-U	35.7	-40.2	48.87	-	-	74	-25.13	-	-	189	325	H
	* 8.07593	42.24	ADR	35.7	-40.2	37.74	54	-16.26	-	-	-	-	189	325	H
4	* 11.28788	52.47	PK-U	38	-38.8	51.67	-	-	74	-22.33	-	-	245	156	H
	* 11.28664	40.96	ADR	38	-38.9	40.06	54	-13.94	-	-	-	-	245	156	H
5	* 8.06054	53.96	PK-U	35.7	-40.3	49.36	-	-	74	-24.64	-	-	294	137	V
	* 8.06093	41.88	ADR	35.7	-40.3	37.28	54	-16.72	-	-	-	-	294	137	V
6	* 11.24861	52.63	PK-U	38	-38.8	51.83	-	-	74	-22.17	-	-	257	165	V
	* 11.24679	40.76	ADR	38	-38.8	39.96	54	-14.04	-	-	-	-	257	165	V

* - indicates frequency in CFR47 Pt 15 / IC RSS-Restricted Band
PK-U - U-NII: Maximum Peak
ADR - U-NII AD primary method, RMS average

UL VERIFICATION SERVICES INC.
47173 Benicia Street, Fremont, CA 94538; USA TEL:(510) 319-4000 FAX:(510) 661-0888
This report shall not be reproduced except in full, without the written approval of UL Verification Services Inc.

HIGH CHANNEL RESULTS

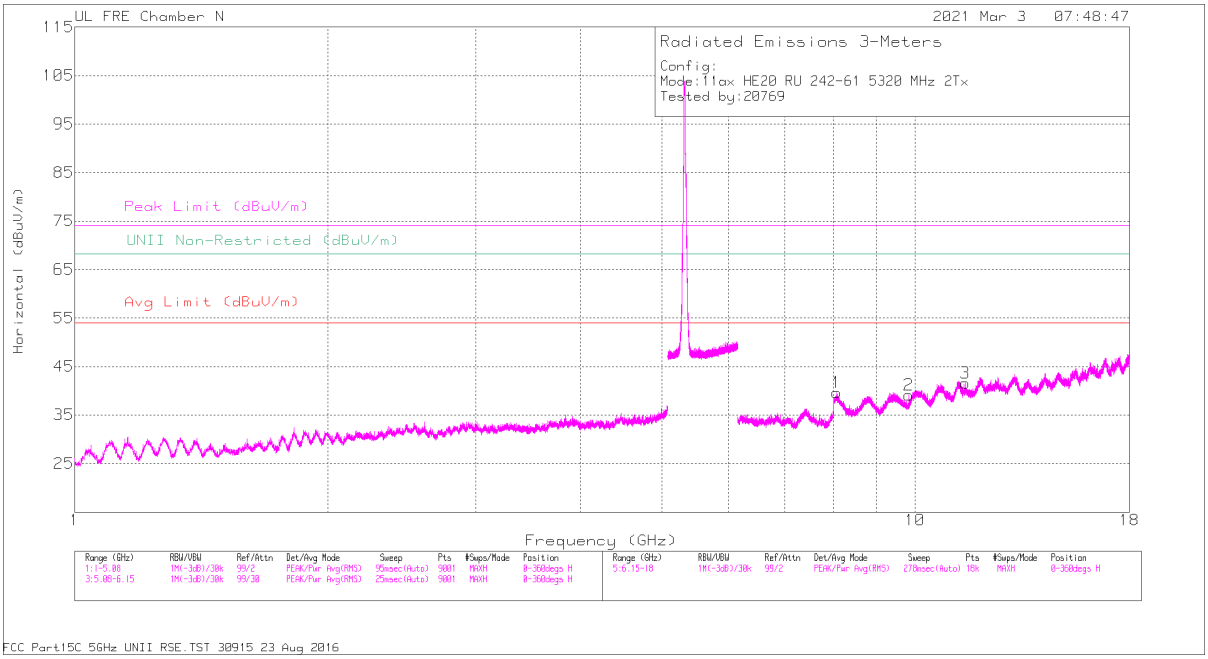

HORIZONTAL

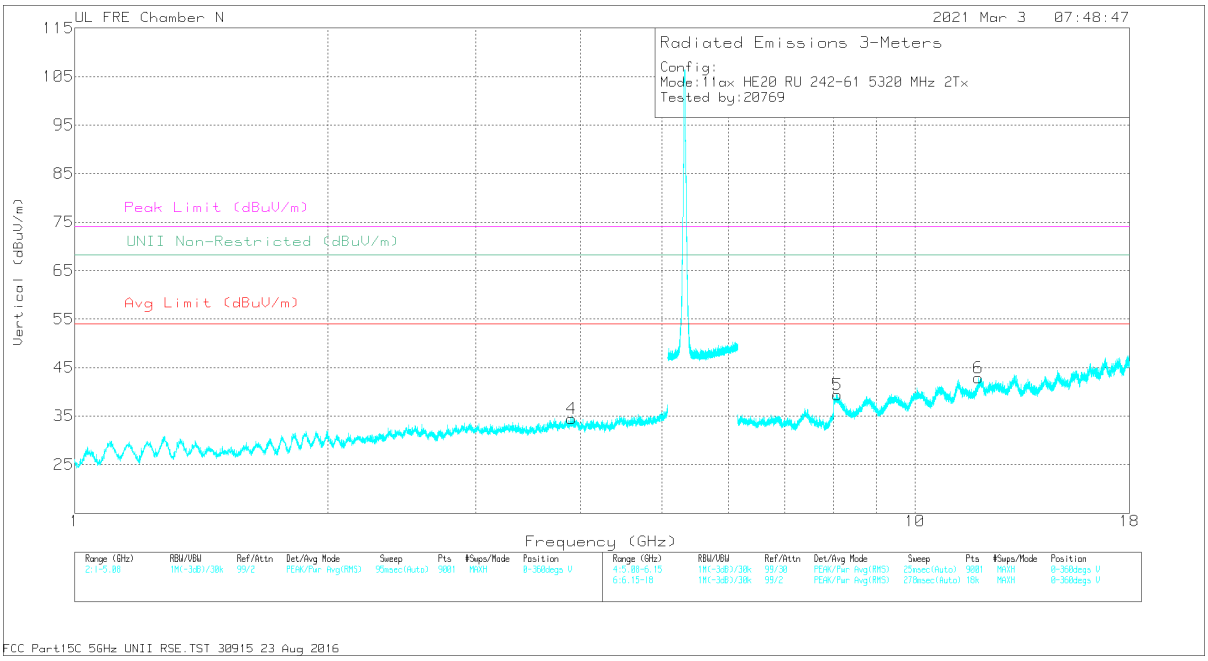

VERTICAL

UL VERIFICATION SERVICES INC.
47173 Benicia Street, Fremont, CA 94538; USA TEL:(510) 319-4000 FAX:(510) 661-0888

This report shall not be reproduced except in full, without the written approval of UL Verification Services Inc.

RADIATED EMISSIONS

Marker	Frequency (GHz)	Meter Reading (dBuV)	Det	AF PRE0213971 (dB/m)	Amp/Cbl/Fltr/Pad (dB)	Corrected Reading (dBuV/m)	Avg Limit (dBuV/m)	Margin (dB)	Peak Limit (dBuV/m)	PK Margin (dB)	UNII Non-Restricted (dBuV/m)	PK Margin (dB)	Azimuth (Degs)	Height (cm)	Polarity
4	* 3.90257	53.73	PK-U	33.6	-43.3	44.03	-	-	74	-29.97	-	-	307	385	V
	* 3.89944	41.73	ADR	33.6	-43.2	32.13	54	-21.87	-	-	-	-	307	385	V
1	* 8.07683	53.04	PK-U	35.7	-40.2	48.54	-	-	74	-25.46	-	-	183	183	H
	* 8.07694	41.68	ADR	35.7	-40.2	37.18	54	-16.82	-	-	-	-	183	183	H
3	* 11.48011	49.06	PK-U	38.2	-37.9	49.36	-	-	74	-24.64	-	-	103	123	H
	* 11.47919	37.93	ADR	38.2	-38	38.13	54	-15.87	-	-	-	-	103	123	H
5	* 8.08774	53.61	PK-U	35.7	-40.5	48.81	-	-	74	-25.19	-	-	337	181	V
	* 8.08594	41.8	ADR	35.7	-40.4	37.1	54	-16.9	-	-	-	-	337	181	V
6	* 11.90586	51.62	PK-U	38.7	-38	52.32	-	-	74	-21.68	-	-	335	180	V
	* 11.90777	39.13	ADR	38.7	-38	39.83	54	-14.17	-	-	-	-	335	180	V
2	9.84135	50.1	PK-U	37.1	-39.8	47.4	-	-	-	-	68.2	-20.8	345	146	H

* - indicates frequency in CFR47 Pt 15 / IC RSS-Restricted Band
PK-U - U-NII: Maximum Peak
ADR - U-NII AD primary method, RMS average

UL VERIFICATION SERVICES INC.
47173 Benicia Street, Fremont, CA 94538; USA TEL:(510) 319-4000 FAX:(510) 661-0888
This report shall not be reproduced except in full, without the written approval of UL Verification Services Inc.

2TX ANTENNA 6 + ANTENNA 5 OFDMA MODE – 26 Tones, RU Index 8

BANDEDGE (HIGH CHANNEL)

HORIZONTAL RESULT

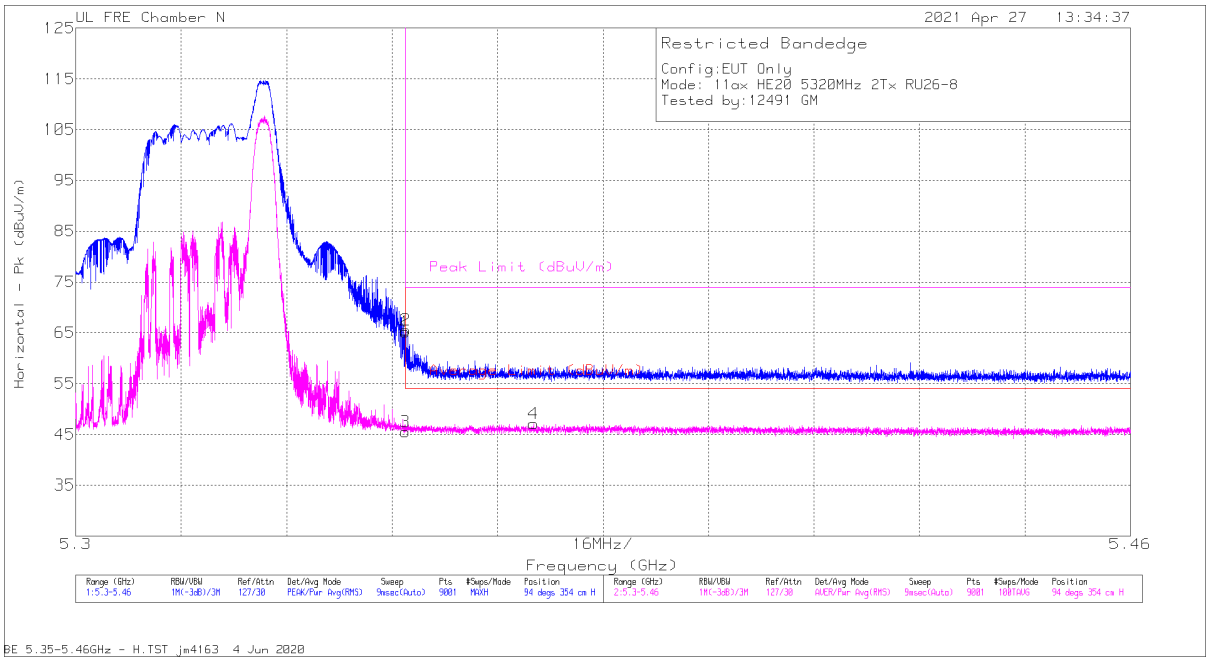

Trace Markers

Marker	Frequency (GHz)	Meter Reading (dBuV)	Det	AF PRE0213971 (dB/m)	Amp/Cbl/Fltr/Pad (dB)	Corrected Reading (dBuV/m)	Average Limit (dBuV/m)	Margin (dB)	Peak Limit (dBuV/m)	PK Margin (dB)	Azimuth (Degs)	Height (cm)	Polarity
1	5.35001	63.85	Pk	34.5	-33.2	65.15	-	-	74	-8.85	94	354	H
3	5.35001	44.22	RMS	34.5	-33.2	45.52	54	-8.48	-	-	94	354	H
2	5.35005	64.23	Pk	34.5	-33.2	65.53	-	-	74	-8.47	94	354	H
4	5.36944	45.64	RMS	34.6	-33.1	47.14	54	-6.86	-	-	94	354	H

Pk - Peak detector
RMS - RMS detection

UL VERIFICATION SERVICES INC.
47173 Benicia Street, Fremont, CA 94538; USA TEL:(510) 319-4000 FAX:(510) 661-0888
This report shall not be reproduced except in full, without the written approval of UL Verification Services Inc.

VERTICAL RESULT

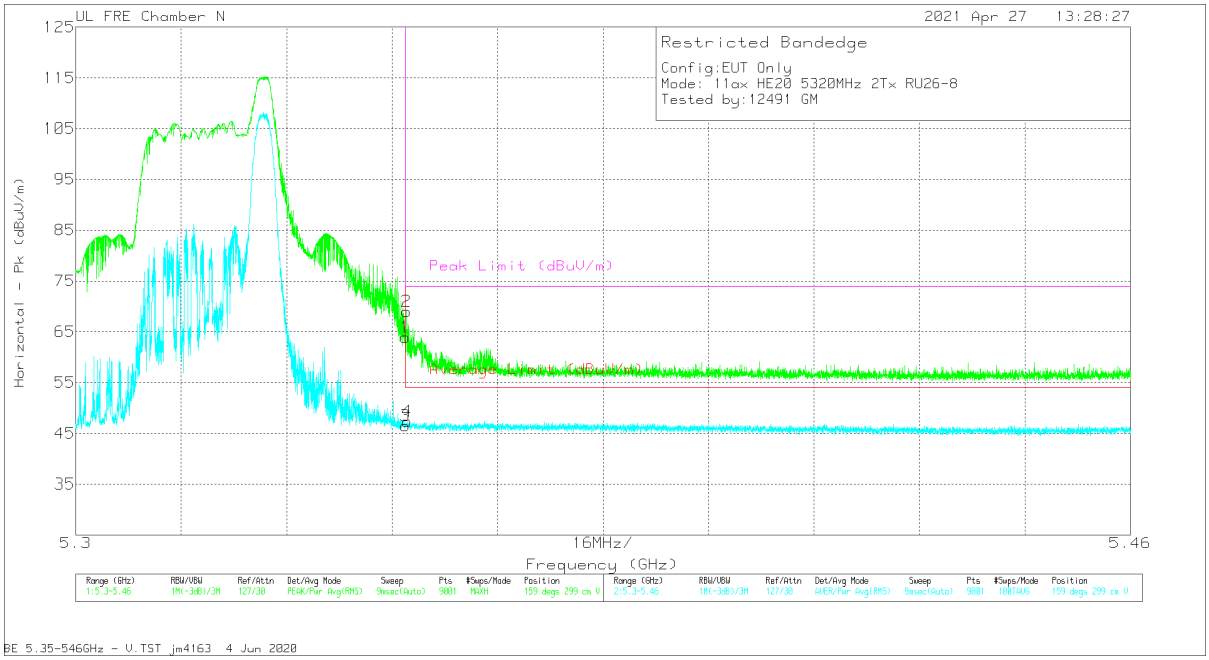

Trace Markers

Marker	Frequency (GHz)	Meter Reading (dBuV)	Det	AF PRE0213971 (dB/m)	Amp/Cbl/Fltr/Pad (dB)	Corrected Reading (dBuV/m)	Average Limit (dBuV/m)	Margin (dB)	Peak Limit (dBuV/m)	PK Margin (dB)	Azimuth (Degs)	Height (cm)	Polarity
1	5.35001	62.59	Pk	34.5	-33.2	63.89	-	-	74	-10.11	159	299	V
3	5.35001	45.19	RMS	34.5	-33.2	46.49	54	-7.51	-	-	159	299	V
2	5.35017	67.68	Pk	34.5	-33.2	68.98	-	-	74	-5.02	159	299	V
4	5.35026	46.1	RMS	34.5	-33.2	47.4	54	-6.6	-	-	159	299	V

Pk - Peak detector
RMS - RMS detection

UL VERIFICATION SERVICES INC.
47173 Benicia Street, Fremont, CA 94538; USA TEL:(510) 319-4000 FAX:(510) 661-0888
This report shall not be reproduced except in full, without the written approval of UL Verification Services Inc.

HARMONICS AND SPURIOUS EMISSIONS

LOW CHANNEL RESULTS

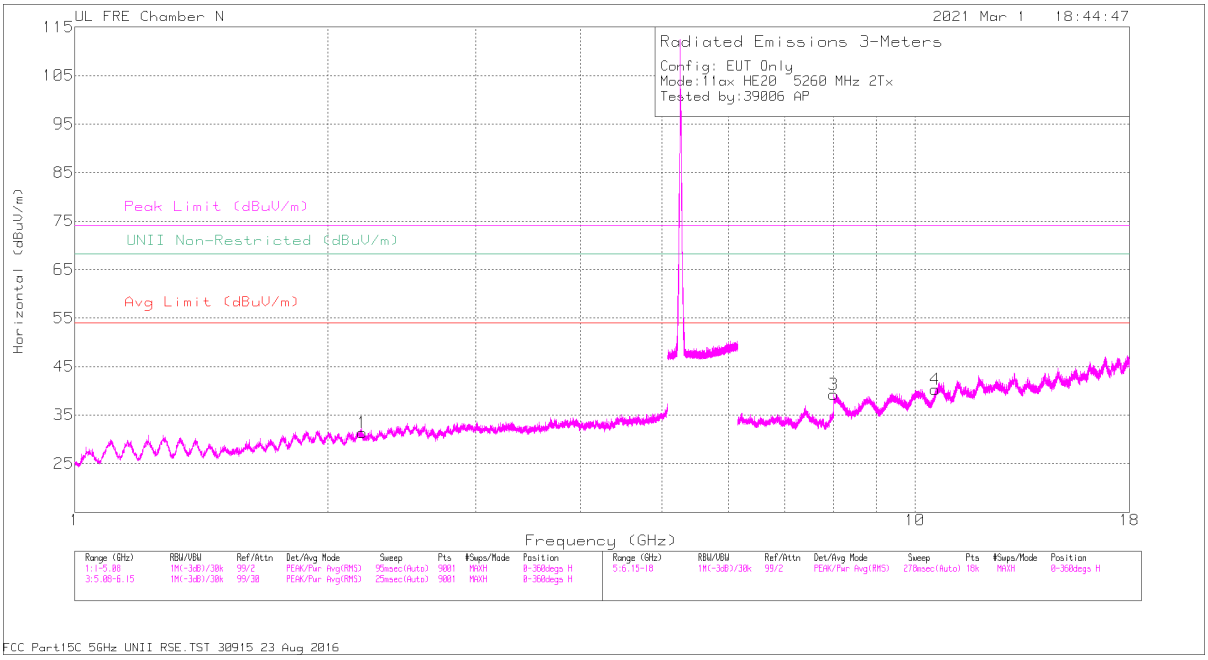

HORIZONTAL

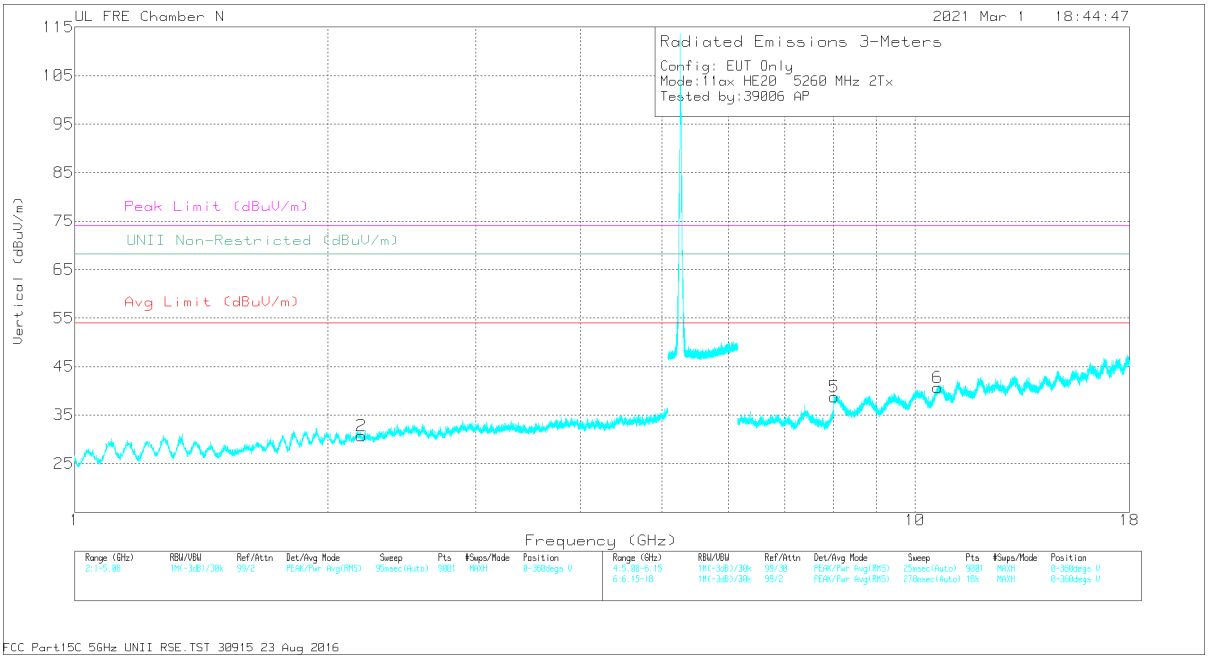

VERTICAL

UL VERIFICATION SERVICES INC.
47173 Benicia Street, Fremont, CA 94538; USA TEL:(510) 319-4000 FAX:(510) 661-0888
This report shall not be reproduced except in full, without the written approval of UL Verification Services Inc.

RADIATED EMISSIONS

Marker	Frequency (GHz)	Meter Reading (dBuV)	Det	AF PRE0213971 (dB/m)	Amp/Cbl/Fltr/Pad (dB)	Corrected Reading (dBuV/m)	Avg Limit (dBuV/m)	Margin (dB)	Peak Limit (dBuV/m)	PK Margin (dB)	UNII Non-Restricted (dBuV/m)	PK Margin (dB)	Azimuth (Degs)	Height (cm)	Polarity
6	* 10.63425	51.76	PK-U	37.8	-40	49.56	-	-	74	-24.44	-	-	355	191	V
	* 10.63684	40.64	ADR	37.8	-40.1	38.34	54	-15.66	-	-	-	-	355	191	V
2	2.19441	56.38	PK-U	31.6	-46.3	41.68	-	-	-	-	68.2	-26.52	13	353	V
1	2.19864	56.72	PK-U	31.5	-46.3	41.92	-	-	-	-	68.2	-26.28	311	362	H
3	8.00997	52.53	PK-U	35.8	-40.2	48.13	-	-	-	-	68.2	-20.07	232	245	H
5	8.01486	53.06	PK-U	35.8	-40.2	48.66	-	-	-	-	68.2	-19.54	64	396	V
4	10.57454	52.15	PK-U	37.7	-40.1	49.75	-	-	-	-	68.2	-18.45	130	394	H

* - indicates frequency in CFR47 Pt 15 / IC RSS-Restricted Band
PK-U - U-NII: Maximum Peak
ADR - U-NII AD primary method, RMS average

UL VERIFICATION SERVICES INC.
47173 Benicia Street, Fremont, CA 94538; USA TEL:(510) 319-4000 FAX:(510) 661-0888
This report shall not be reproduced except in full, without the written approval of UL Verification Services Inc.

MID CHANNEL RESULTS

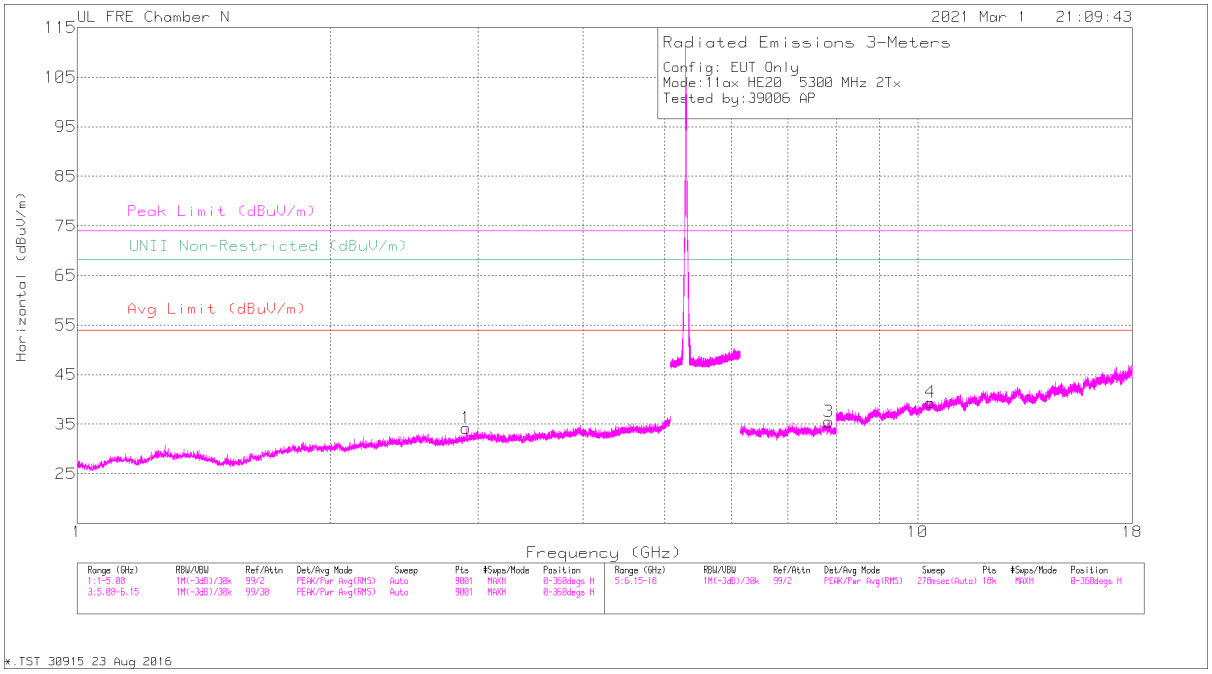

HORIZONTAL

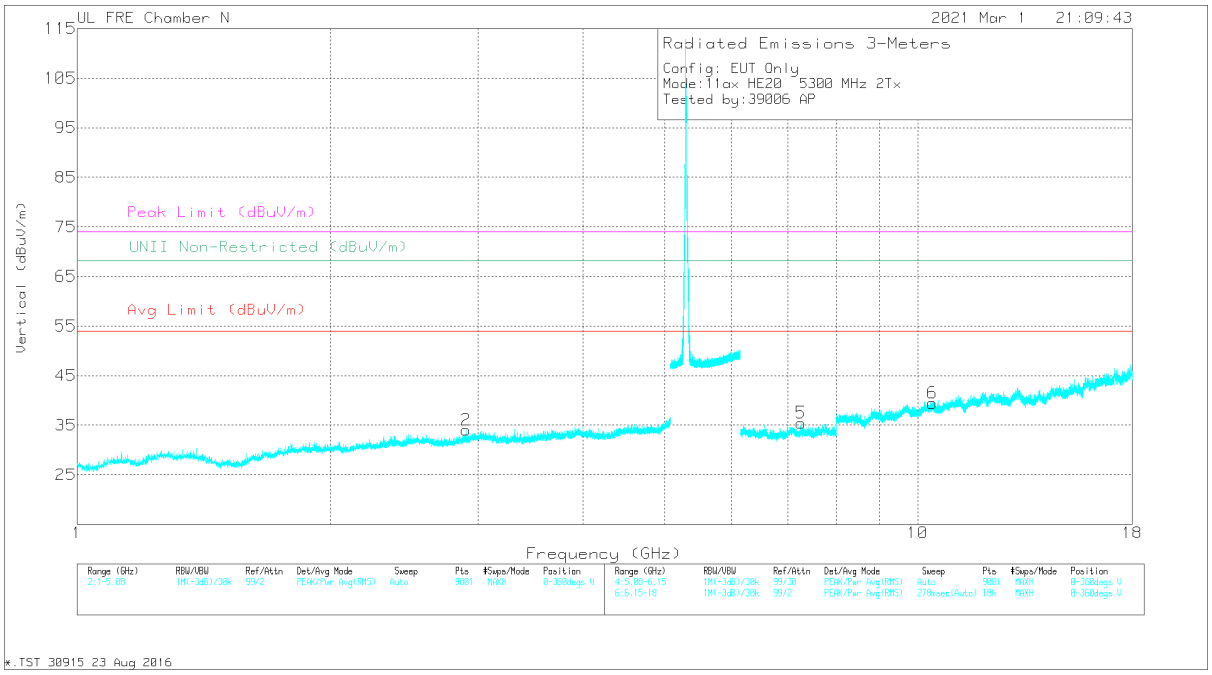

VERTICAL

UL VERIFICATION SERVICES INC.
47173 Benicia Street, Fremont, CA 94538; USA TEL:(510) 319-4000 FAX:(510) 661-0888

This report shall not be reproduced except in full, without the written approval of UL Verification Services Inc.

RADIATED EMISSIONS

Marker	Frequency (GHz)	Meter Reading (dBuV)	Det	AF PRE0213971 (dB/m)	Amp/Cbl/Fltr/Pad (dB)	Corrected Reading (dBuV/m)	Avg Limit (dBuV/m)	Margin (dB)	Peak Limit (dBuV/m)	PK Margin (dB)	UNII Non-Restricted (dBuV/m)	PK Margin (dB)	Azimuth (Degs)	Height (cm)	Polarity
5	* 7.26398	52.04	PK-U	35.7	-40.4	47.34	-	-	74	-26.66	-	-	174	157	V
	* 7.26253	39.45	ADR	35.7	-40.5	34.65	54	-19.35	-	-	-	-	174	157	V
2	2.90334	55.4	PK-U	32.5	-44.6	43.3	-	-	-	-	68.2	-24.9	4	100	H
1	2.90341	54.84	PK-U	32.5	-44.6	42.74	-	-	-	-	68.2	-25.46	333	151	V
3	7.83705	49.67	PK-U	35.9	-40.5	45.07	-	-	-	-	68.2	-23.13	323	320	H
4	10.35141	51.54	PK-U	37.4	-39.8	49.14	-	-	-	-	68.2	-19.06	4	112	H
6	10.35173	50.18	PK-U	37.4	-39.8	47.78	-	-	-	-	68.2	-20.42	301	156	H

* - indicates frequency in CFR47 Pt 15 / IC RSS-Restricted Band
PK-U - U-NII: Maximum Peak
ADR - U-NII AD primary method, RMS average

UL VERIFICATION SERVICES INC.
47173 Benicia Street, Fremont, CA 94538; USA TEL:(510) 319-4000 FAX:(510) 661-0888
This report shall not be reproduced except in full, without the written approval of UL Verification Services Inc.

HIGH CHANNEL RESULTS

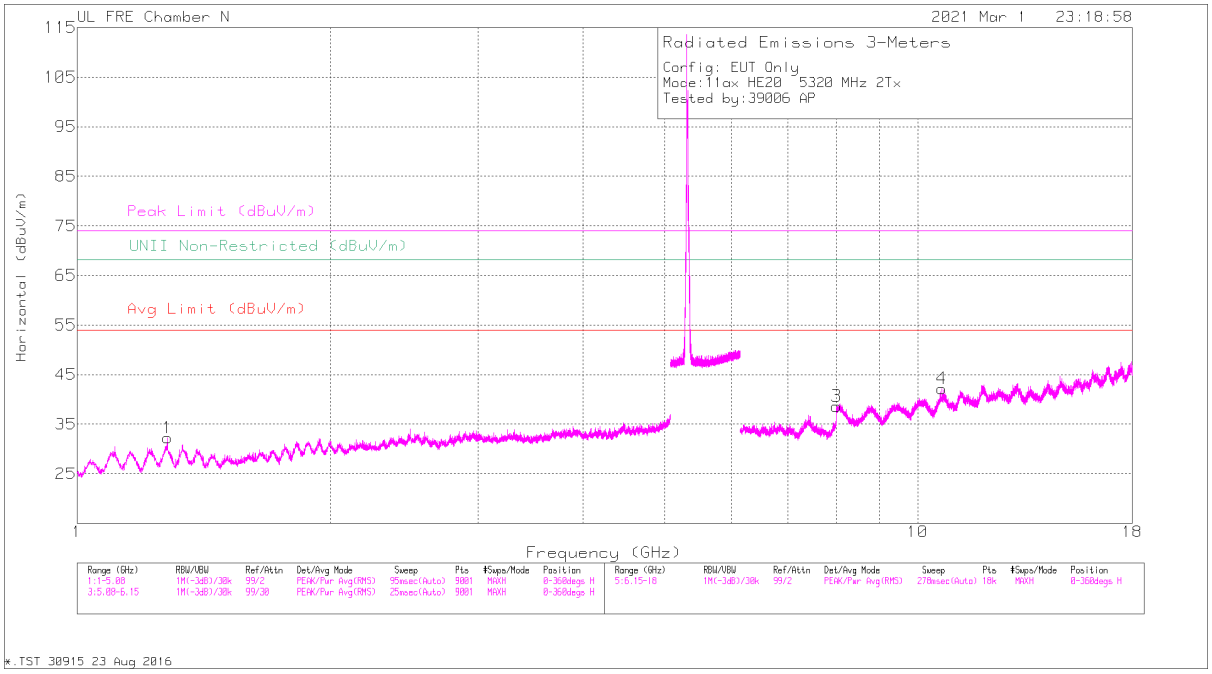

HORIZONTAL

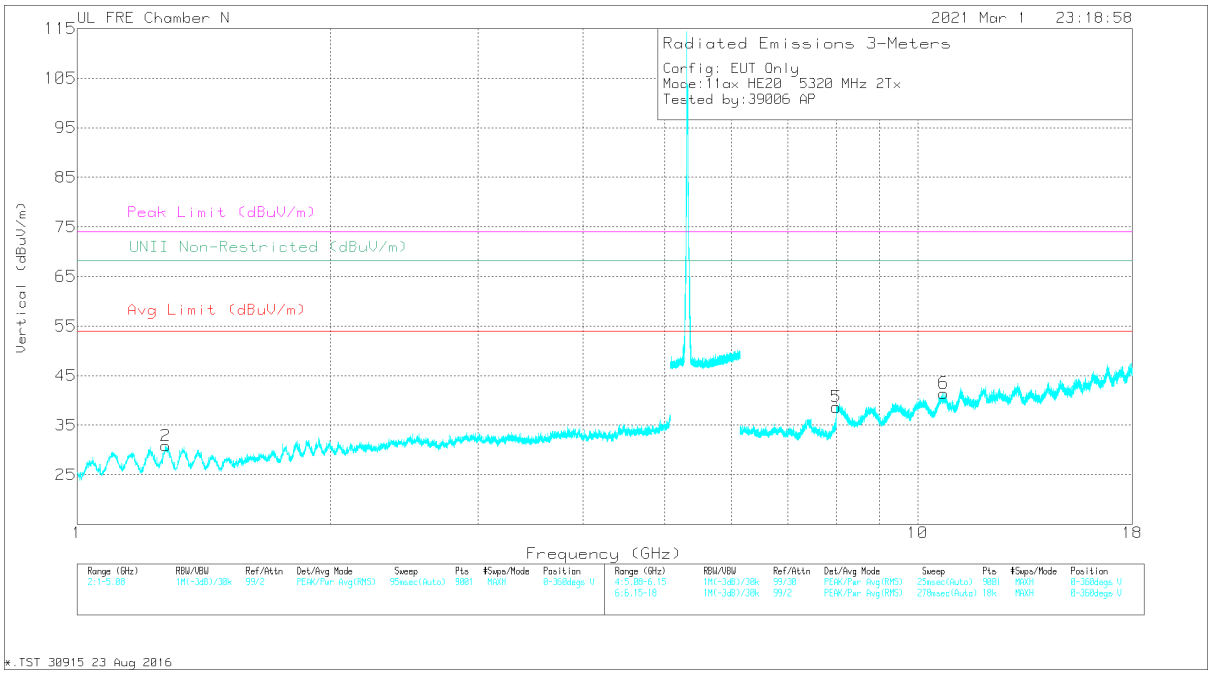

VERTICAL

UL VERIFICATION SERVICES INC.
47173 Benicia Street, Fremont, CA 94538; USA TEL:(510) 319-4000 FAX:(510) 661-0888

This report shall not be reproduced except in full, without the written approval of UL Verification Services Inc.

RADIATED EMISSIONS

Marker	Frequency (GHz)	Meter Reading (dBuV)	Det	AF PRE0213971 (dB/m)	Amp/Cbl/Fltr/Pad (dB)	Corrected Reading (dBuV/m)	Avg Limit (dBuV/m)	Margin (dB)	Peak Limit (dBuV/m)	PK Margin (dB)	UNII Non-Restricted (dBuV/m)	PK Margin (dB)	Azimuth (Degs)	Height (cm)	Polarity
	* 1.27977	58.37	PK-U	29.1	-47	40.47	-	-	74	-33.53	-	-	184	131	H
	* 1.2802	46.84	ADR	29.1	-47	28.94	54	-25.06	-	-	-	-	184	131	H
	* 1.27332	58.61	PK-U	29.1	-47	40.71	-	-	74	-33.29	-	-	12	154	V
	* 1.27342	46.96	ADR	29.1	-47	29.06	54	-24.94	-	-	-	-	12	154	V
	* 10.68313	52.97	PK-U	37.8	-39.9	50.87	-	-	74	-23.13	-	-	153	181	H
	* 10.68454	40.87	ADR	37.8	-39.9	38.77	54	-15.23	-	-	-	-	153	181	H
	* 10.73321	52.36	PK-U	37.8	-39.7	50.46	-	-	74	-23.54	-	-	98	151	V
	* 10.73366	41.01	ADR	37.8	-39.6	39.21	54	-14.79	-	-	-	-	98	151	V
	8.00297	53.03	PK-U	35.8	-40.1	48.73	-	-	-	-	68.2	-19.47	120	231	V
	8.00485	52.55	PK-U	35.8	-40.1	48.25	-	-	-	-	68.2	-19.95	93	154	H

* - indicates frequency in CFR47 Pt 15 / IC RSS-Restricted Band
PK-U - U-NII: Maximum Peak
ADR - U-NII AD primary method, RMS average

UL VERIFICATION SERVICES INC.
47173 Benicia Street, Fremont, CA 94538; USA TEL:(510) 319-4000 FAX:(510) 661-0888
This report shall not be reproduced except in full, without the written approval of UL Verification Services Inc.

1.1.11. TX ABOVE 1 GHz 802.11ax HE40 MODE IN THE 5.3 GHz BAND

1TX ANTENNA 6 – 484 Tones, RU Index 65

BANDEDGE (HIGH CHANNEL)

HORIZONTAL RESULT

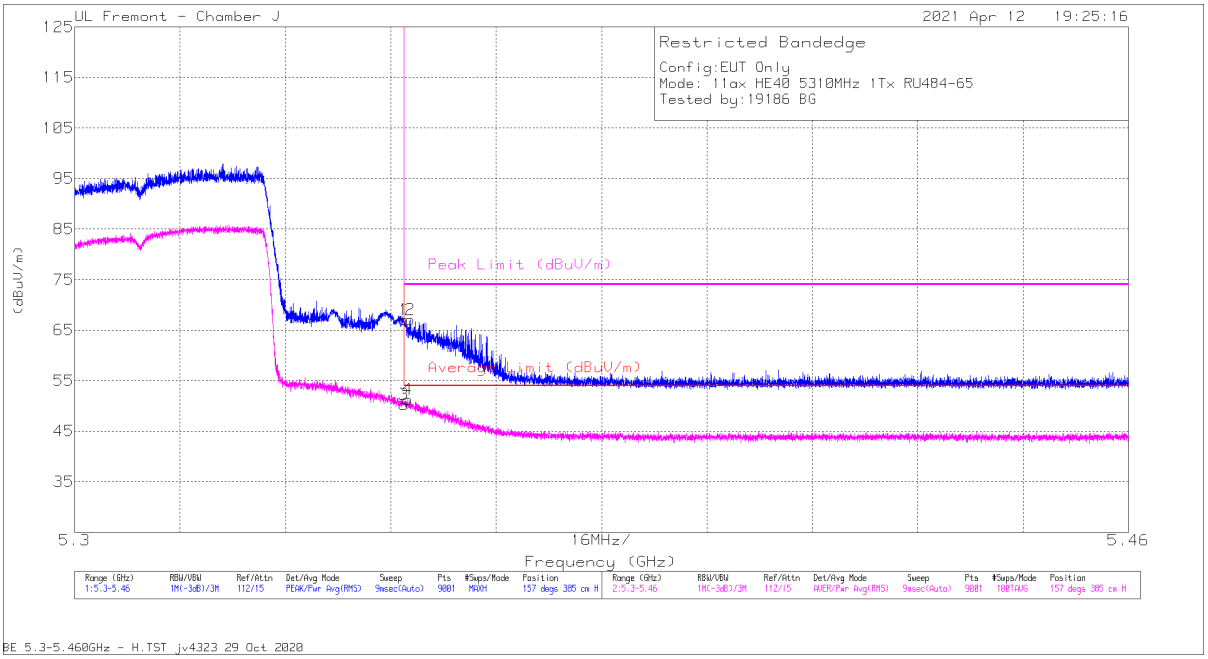

Marker	Frequency (GHz)	Meter Reading (dBuV)	Det	AF PRE0100034 (dB/m)	Amp/Cbl/Filtr/Pad (dB)	DC Corr (dB)	Corrected Reading (dBuV/m)	Average Limit (dBuV/m)	Margin (dB)	Peak Limit (dBuV/m)	PK Margin (dB)	Azimuth (Degs)	Height (cm)	Polarity
1	* 5.35001	52.95	Pk	34.5	-20.4	0	67.05	-	-	74	-6.95	157	385	H
2	* 5.35092	52.95	Pk	34.5	-20.4	0	67.05	-	-	74	-6.95	157	385	H
3	* 5.35001	36.05	RMS	34.5	-20.4	.11	50.26	54	-3.74	-	-	157	385	H
4	* 5.35056	37.03	RMS	34.5	-20.4	.11	51.24	54	-2.76	-	-	157	385	H

* - indicates frequency in CFR47 Pt 15 / IC RSS-Restricted Band
Pk - Peak detector
RMS - RMS detection

UL VERIFICATION SERVICES INC.
47173 Benicia Street, Fremont, CA 94538; USA TEL:(510) 319-4000 FAX:(510) 661-0888
This report shall not be reproduced except in full, without the written approval of UL Verification Services Inc.

VERTICAL RESULT

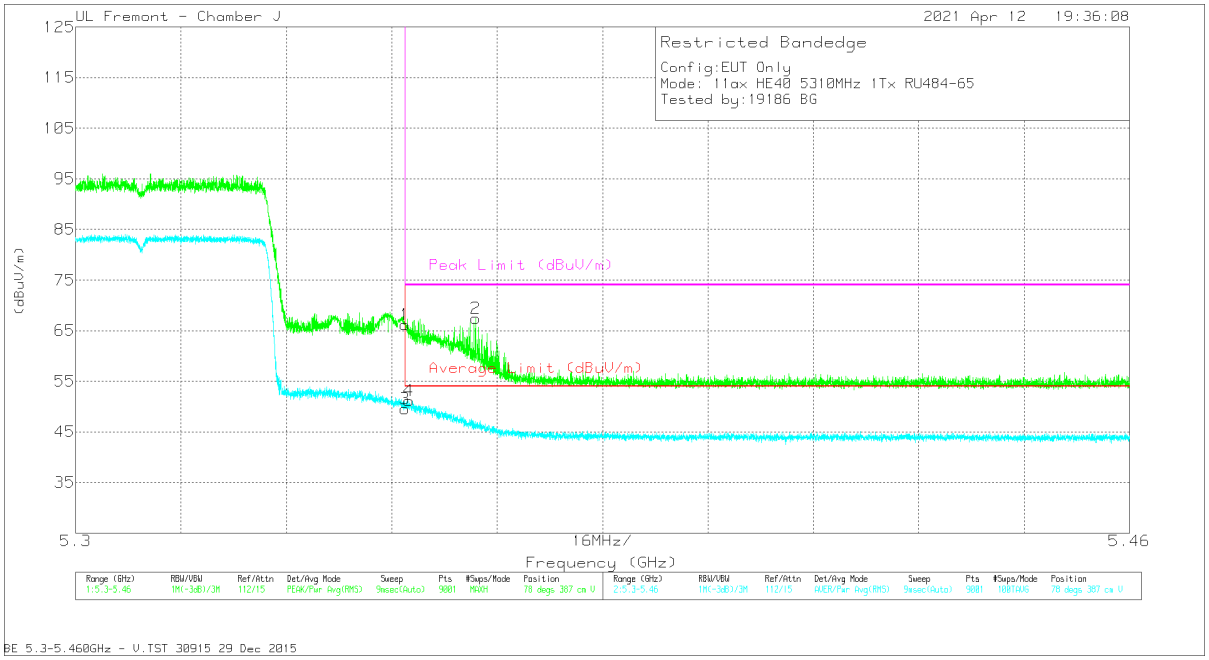

Marker	Frequency (GHz)	Meter Reading (dBuV)	Det	AF PRE0100034 (dB/m)	Amp/Cbl/Fltr/Pad (dB)	DC Corr (dB)	Corrected Reading (dBuV/m)	Average Limit (dBuV/m)	Margin (dB)	Peak Limit (dBuV/m)	PK Margin (dB)	Azimuth (Degs)	Height (cm)	Polarity
1	* 5.35001	52.09	Pk	34.5	-20.4	0	66.19	-	-	74	-7.81	78	387	V
2	* 5.36075	53.19	Pk	34.6	-20.4	0	67.39	-	-	74	-6.61	78	387	V
3	* 5.35001	35.36	RMS	34.5	-20.4	.11	49.57	54	-4.43	-	-	78	387	V
4	* 5.35061	36.92	RMS	34.5	-20.4	.11	51.13	54	-2.87	-	-	78	387	V

* - indicates frequency in CFR47 Pt 15 / IC RSS-Restricted Band
Pk - Peak detector
RMS - RMS detection

UL VERIFICATION SERVICES INC.
47173 Benicia Street, Fremont, CA 94538; USA TEL:(510) 319-4000 FAX:(510) 661-0888
This report shall not be reproduced except in full, without the written approval of UL Verification Services Inc.

1TX ANTENNA 6 – 26 Tones, RU Index 17

BANDEDGE (HIGH CHANNEL)

HORIZONTAL RESULT

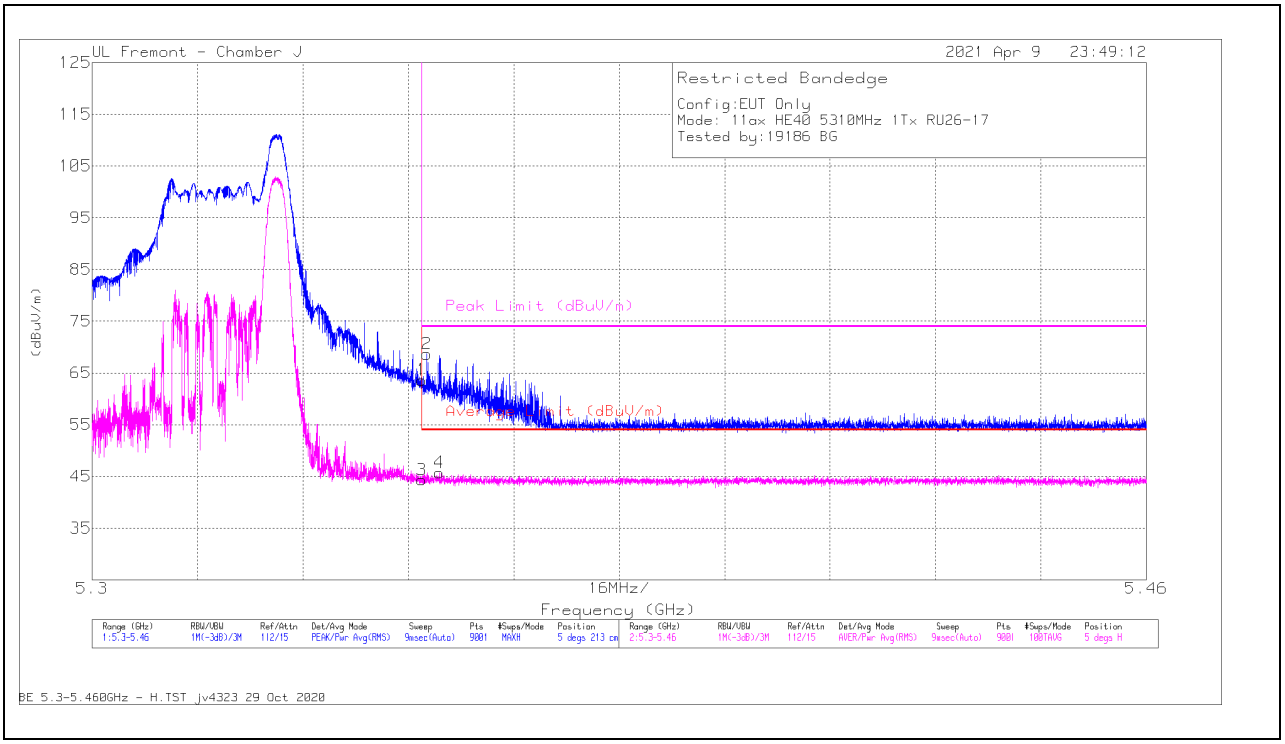

Marker	Frequency (GHz)	Meter Reading (dBuV)	Det	AF PRE0100034 (dB/m)	Amp/Cbl/Fltr/Pad (dB)	DC Corr (dB)	Corrected Reading (dBuV/m)	Average Limit (dBuV/m)	Margin (dB)	Peak Limit (dBuV/m)	PK Margin (dB)	Azimuth (Degs)	Height (cm)	Polarity
1	* 5.35001	49.54	Pk	34.5	-20.4	0	63.64	-	-	74	-10.36	5	213	H
2	* 5.35081	54.56	Pk	34.5	-20.4	0	68.66	-	-	74	-5.34	5	213	H
3	* 5.35001	30.22	RMS	34.5	-20.4	.11	44.43	54	-9.57	-	-	5	213	H
4	* 5.35266	31.62	RMS	34.5	-20.4	.11	45.83	54	-8.17	-	-	5	213	H

* - indicates frequency in CFR47 Pt 15 / IC RSS-Restricted Band
Pk - Peak detector
RMS - RMS detection

UL VERIFICATION SERVICES INC.
47173 Benicia Street, Fremont, CA 94538; USA TEL:(510) 319-4000 FAX:(510) 661-0888
This report shall not be reproduced except in full, without the written approval of UL Verification Services Inc.

VERTICAL RESULT

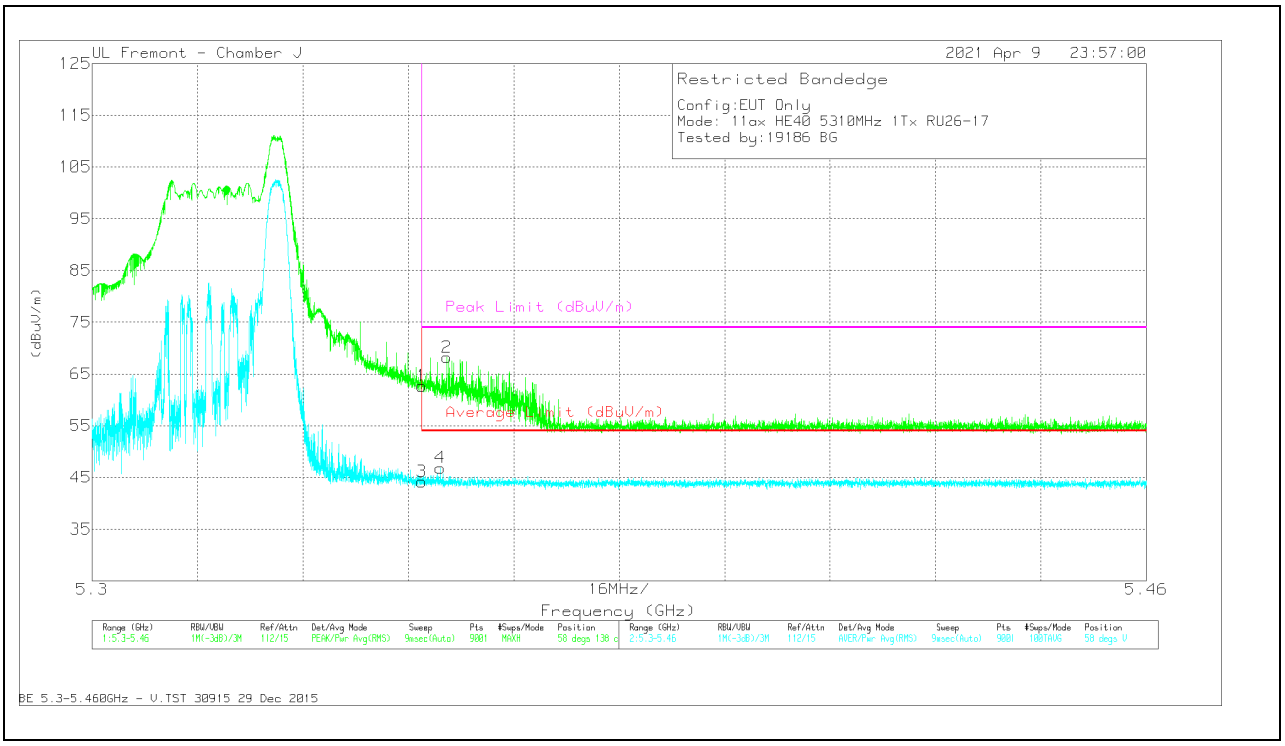

Marker	Frequency (GHz)	Meter Reading (dBuV)	Det	AF PRE0100034 (dB/m)	Amp/Cbl/Fltr/Pad (dB)	DC Corr (dB)	Corrected Reading (dBuV/m)	Average Limit (dBuV/m)	Margin (dB)	Peak Limit (dBuV/m)	PK Margin (dB)	Azimuth (Degs)	Height (cm)	Polarity
1	* 5.35001	48.61	Pk	34.5	-20.4	0	62.71	-	-	74	-11.29	58	138	V
2	* 5.3538	54.12	Pk	34.5	-20.4	0	68.22	-	-	74	-5.78	58	138	V
3	* 5.35001	30.09	RMS	34.5	-20.4	.11	44.3	54	-9.7	-	-	58	138	V
4	* 5.35284	32.75	RMS	34.5	-20.4	.11	46.96	54	-7.04	-	-	58	138	V

* - indicates frequency in CFR47 Pt 15 / IC RSS-Restricted Band
Pk - Peak detector
RMS - RMS detection

UL VERIFICATION SERVICES INC.
47173 Benicia Street, Fremont, CA 94538; USA TEL:(510) 319-4000 FAX:(510) 661-0888
This report shall not be reproduced except in full, without the written approval of UL Verification Services Inc.

1TX ANTENNA 5 – 484 Tones, RU Index 65

BANDEDGE (HIGH CHANNEL)

HORIZONTAL RESULT

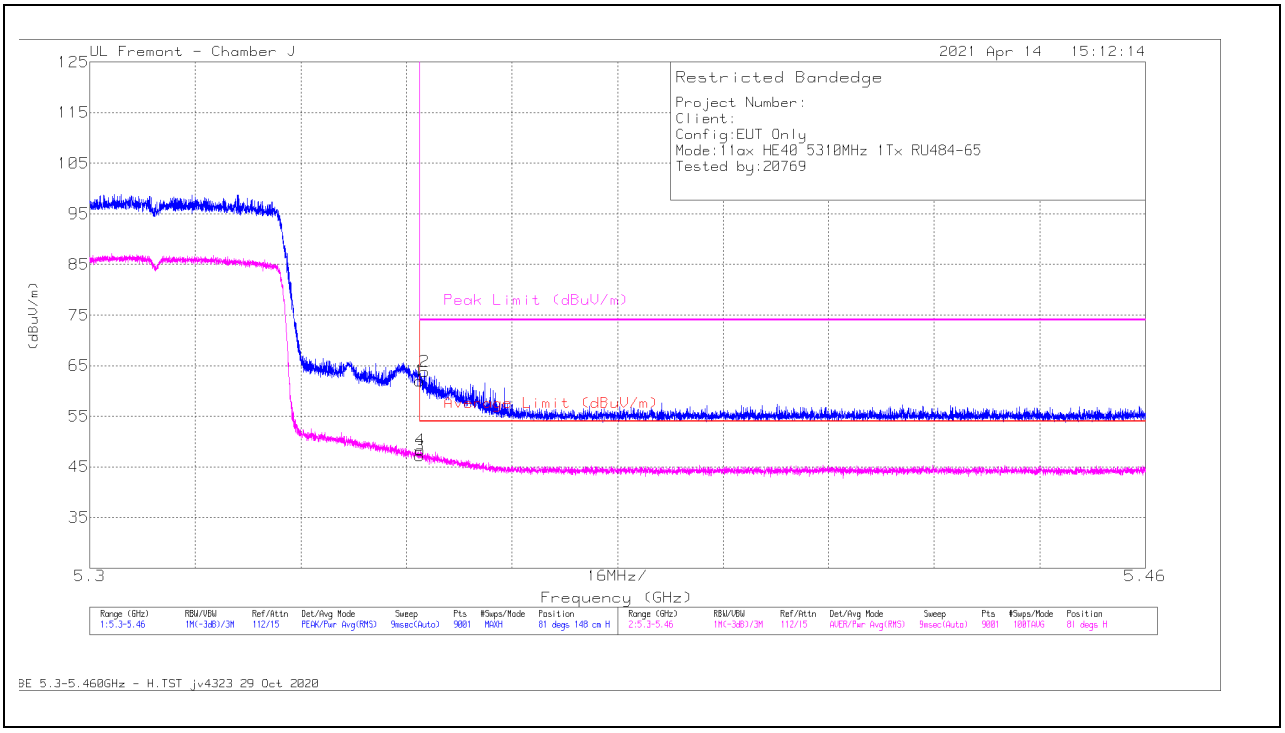

Marker	Frequency (GHz)	Meter Reading (dBuV)	Det	AF PRE0100034 (dB/m)	Amp/Cbl/Fltr/Pad (dB)	DC Corr (dB)	Corrected Reading (dBuV/m)	Average Limit (dBuV/m)	Margin (dB)	Peak Limit (dBuV/m)	PK Margin (dB)	Azimuth (Degs)	Height (cm)	Polarity
1	* 5.35001	47.81	Pk	34.5	-20.4	0	61.91	-	-	74	-12.09	81	148	H
2	* 5.35074	49.7	Pk	34.5	-20.4	0	63.8	-	-	74	-10.2	81	148	H
3	* 5.35001	33.08	RMS	34.5	-20.4	.11	47.29	54	-6.71	-	-	81	148	H
4	* 5.35013	34.19	RMS	34.5	-20.4	.11	48.4	54	-5.6	-	-	81	148	H

* - indicates frequency in CFR47 Pt 15 / IC RSS-Restricted Band
Pk - Peak detector
RMS - RMS detection

UL VERIFICATION SERVICES INC.
47173 Benicia Street, Fremont, CA 94538; USA TEL:(510) 319-4000 FAX:(510) 661-0888
This report shall not be reproduced except in full, without the written approval of UL Verification Services Inc.

VERTICAL RESULT

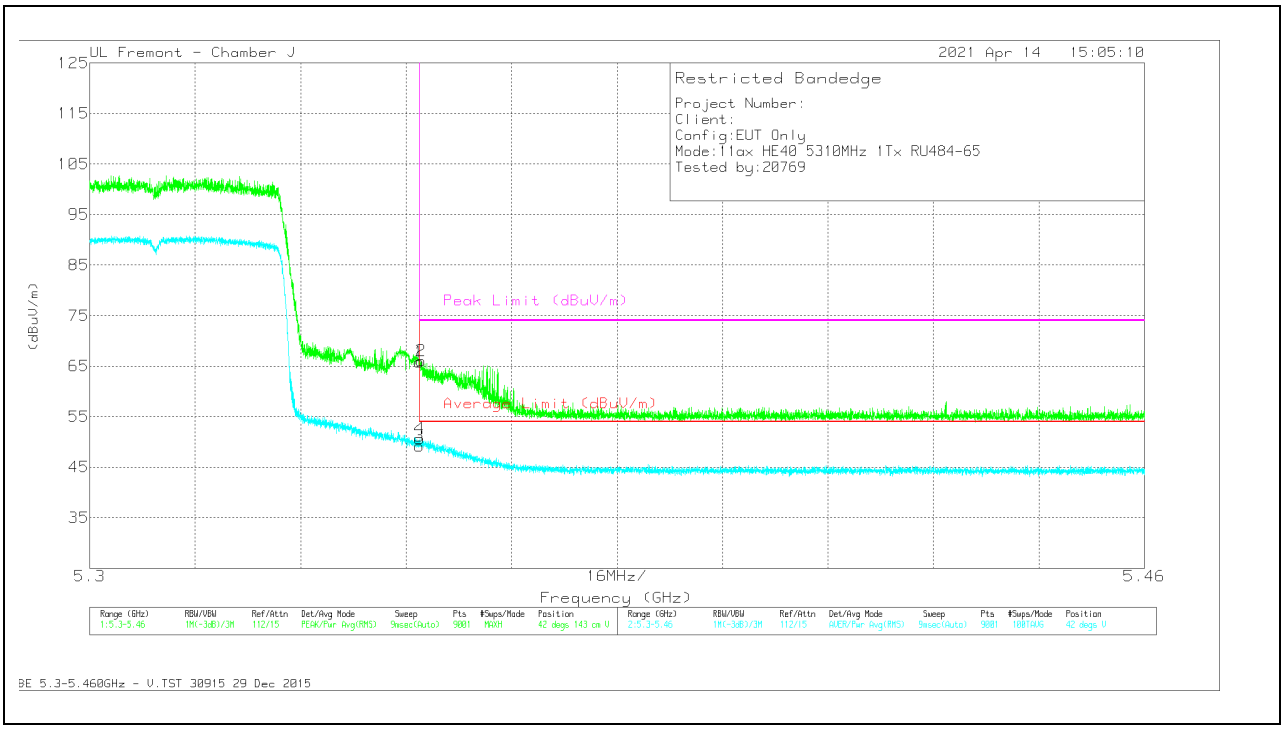

Marker	Frequency (GHz)	Meter Reading (dBuV)	Det	AF PRE0100034 (dB/m)	Amp/Cbl/Fltr/Pad (dB)	DC Corr (dB)	Corrected Reading (dBuV/m)	Average Limit (dBuV/m)	Margin (dB)	Peak Limit (dBuV/m)	PK Margin (dB)	Azimuth (Degs)	Height (cm)	Polarity
1	* 5.35001	51.67	Pk	34.5	-20.4	0	65.77	-	-	74	-8.23	42	143	V
2	* 5.35028	51.91	Pk	34.5	-20.4	0	66.01	-	-	74	-7.99	42	143	V
3	* 5.35001	35.06	RMS	34.5	-20.4	.11	49.27	54	-4.73	-	-	42	143	V
4	* 5.35005	36.55	RMS	34.5	-20.4	.11	50.76	54	-3.24	-	-	42	143	V

* - indicates frequency in CFR47 Pt 15 / IC RSS-Restricted Band
Pk - Peak detector
RMS - RMS detection

UL VERIFICATION SERVICES INC.
47173 Benicia Street, Fremont, CA 94538; USA TEL:(510) 319-4000 FAX:(510) 661-0888
This report shall not be reproduced except in full, without the written approval of UL Verification Services Inc.

1TX ANTENNA 5 – 26 Tones, RU Index 17

BANDEDGE (HIGH CHANNEL)

HORIZONTAL RESULT

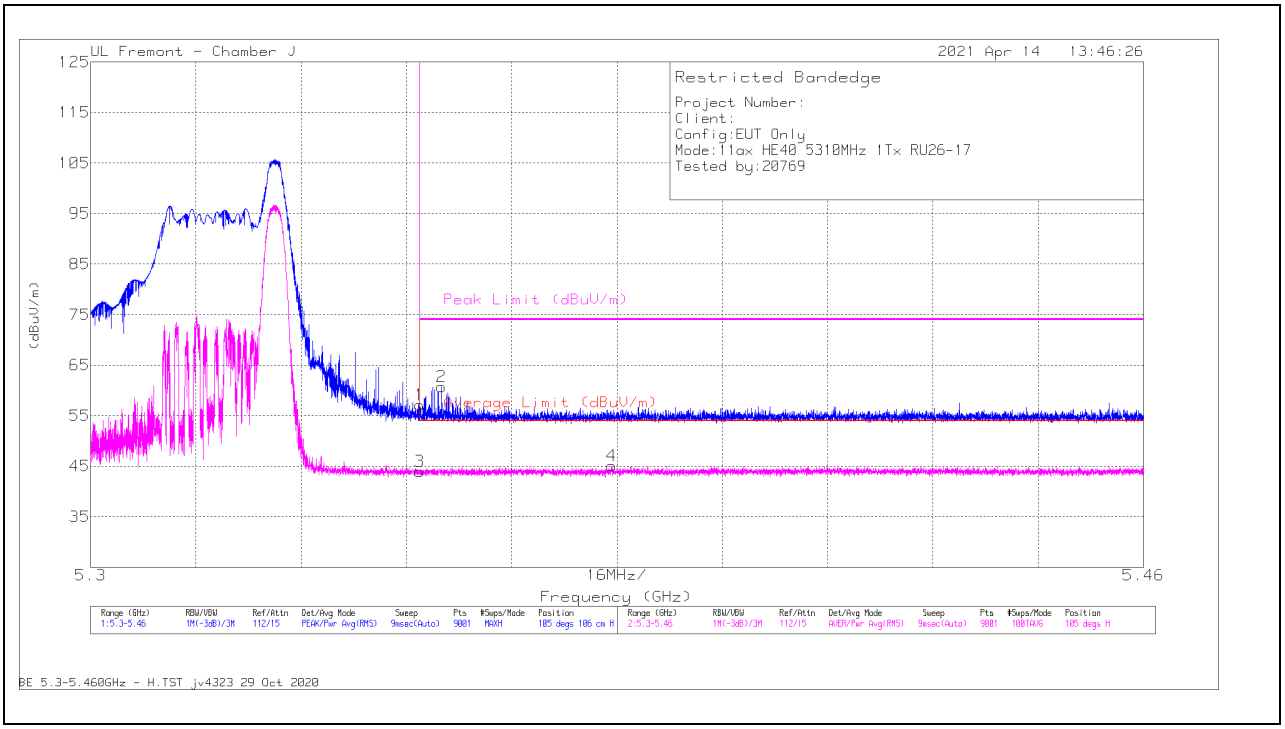

Marker	Frequency (GHz)	Meter Reading (dBuV)	Det	AF PRE0100034 (dB/m)	Amp/Cbl/Fltr/Pad (dB)	DC Corr (dB)	Corrected Reading (dBuV/m)	Average Limit (dBuV/m)	Margin (dB)	Peak Limit (dBuV/m)	PK Margin (dB)	Azimuth (Degs)	Height (cm)	Polarity
1	* 5.35001	43.02	Pk	34.5	-20.4	0	57.12	-	-	74	-16.88	105	106	H
2	* 5.35335	46.65	Pk	34.5	-20.4	0	60.75	-	-	74	-13.25	105	106	H
3	* 5.35001	29.84	RMS	34.5	-20.4	.11	44.05	54	-9.95	-	-	105	106	H
4	* 5.37922	30.78	RMS	34.6	-20.3	.11	45.19	54	-8.81	-	-	105	106	H

* - indicates frequency in CFR47 Pt 15 / IC RSS-Restricted Band
Pk - Peak detector
RMS - RMS detection

UL VERIFICATION SERVICES INC.
47173 Benicia Street, Fremont, CA 94538; USA TEL:(510) 319-4000 FAX:(510) 661-0888
This report shall not be reproduced except in full, without the written approval of UL Verification Services Inc.

VERTICAL RESULT

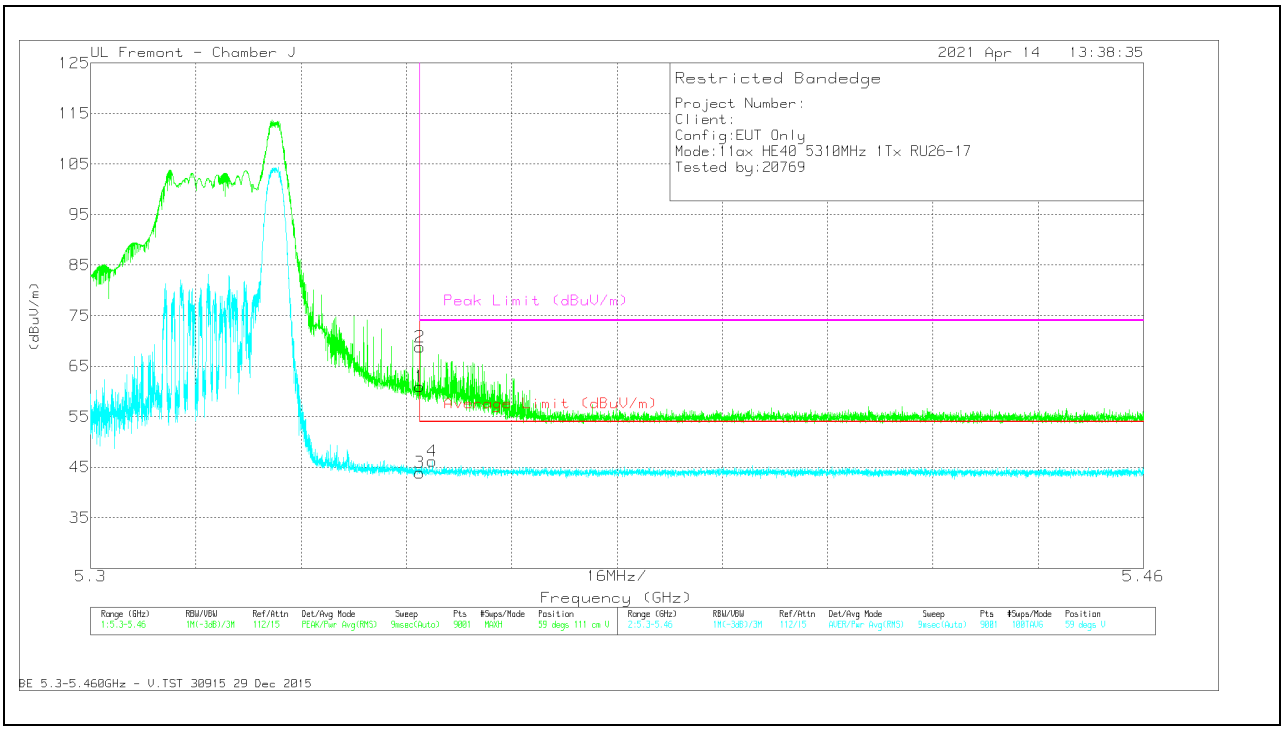

Marker	Frequency (GHz)	Meter Reading (dBuV)	Det	AF PRE0100034 (dB/m)	Amp/Cbl/Fltr/Pad (dB)	DC Corr (dB)	Corrected Reading (dBuV/m)	Average Limit (dBuV/m)	Margin (dB)	Peak Limit (dBuV/m)	PK Margin (dB)	Azimuth (Degs)	Height (cm)	Polarity
1	* 5.35001	46.86	Pk	34.5	-20.4	0	60.96	-	-	74	-13.04	59	111	V
2	* 5.35005	54.67	Pk	34.5	-20.4	0	68.77	-	-	74	-5.23	59	111	V
3	* 5.35001	29.8	RMS	34.5	-20.4	.11	44.01	54	-9.99	-	-	59	111	V
4	* 5.35193	32.1	RMS	34.5	-20.4	.11	46.31	54	-7.69	-	-	59	111	V

* - indicates frequency in CFR47 Pt 15 / IC RSS-Restricted Band
Pk - Peak detector
RMS - RMS detection

UL VERIFICATION SERVICES INC.
47173 Benicia Street, Fremont, CA 94538; USA TEL:(510) 319-4000 FAX:(510) 661-0888
This report shall not be reproduced except in full, without the written approval of UL Verification Services Inc.

2TX ANTENNA 6 + ANTENNA 5 OFDMA MODE – 484 Tones, RU Index 65

BANDEDGE (HIGH CHANNEL)

HORIZONTAL RESULT

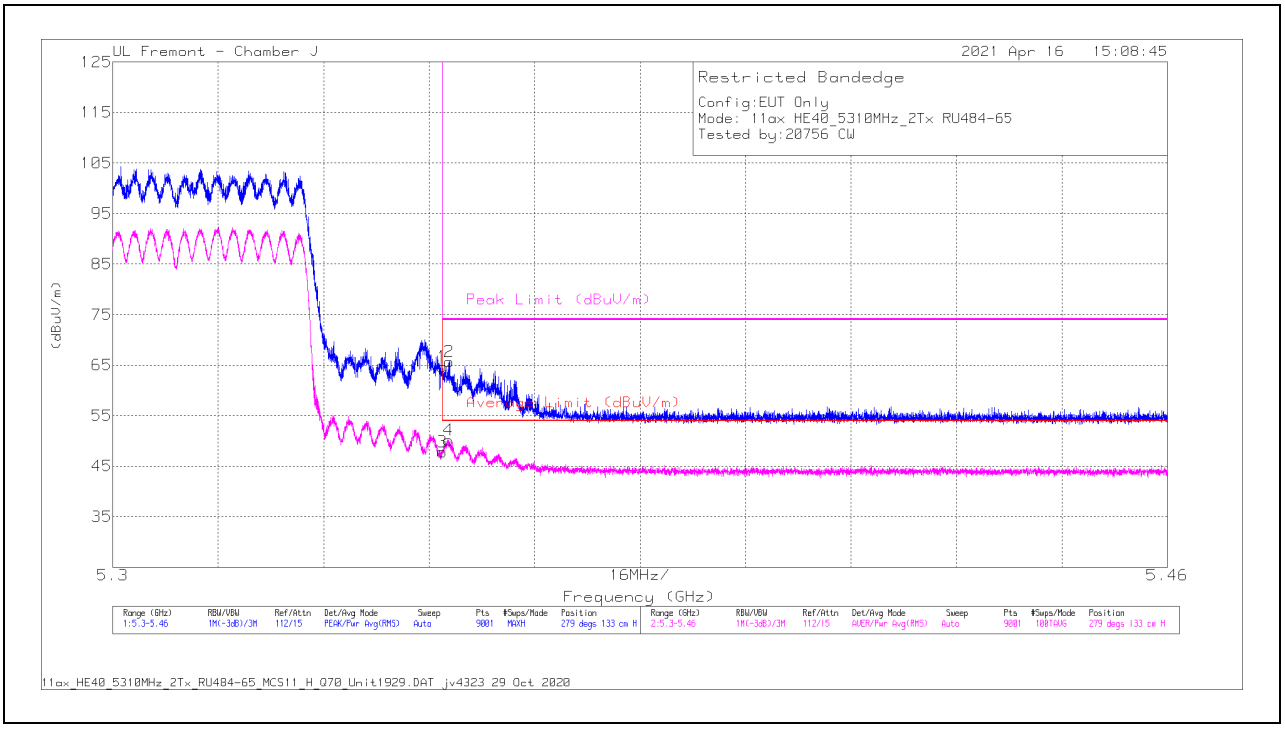

Marker	Frequency (GHz)	Meter Reading (dBuV)	Det	AF PRE0100034 (dB/m)	Amp/Cbl/Fltr/Pad (dB)	Corrected Reading (dBuV/m)	Average Limit (dBuV/m)	Margin (dB)	Peak Limit (dBuV/m)	PK Margin (dB)	Azimuth (Degs)	Height (cm)	Polarity
1	* 5.35001	50.56	Pk	34.5	-20.4	64.66	-	-	74	-9.34	279	133	H
2	* 5.35104	51.6	Pk	34.5	-20.4	65.7	-	-	74	-8.3	279	133	H
3	* 5.35001	33.75	RMS	34.5	-20.4	47.85	54	-6.15	-	-	279	133	H
4	* 5.35092	36.07	RMS	34.5	-20.4	50.17	54	-3.83	-	-	279	133	H

* - indicates frequency in CFR47 Pt 15 / IC RSS-Restricted Band
Pk - Peak detector
RMS - RMS detection

UL VERIFICATION SERVICES INC.
47173 Benicia Street, Fremont, CA 94538; USA TEL:(510) 319-4000 FAX:(510) 661-0888
This report shall not be reproduced except in full, without the written approval of UL Verification Services Inc.

VERTICAL RESULT

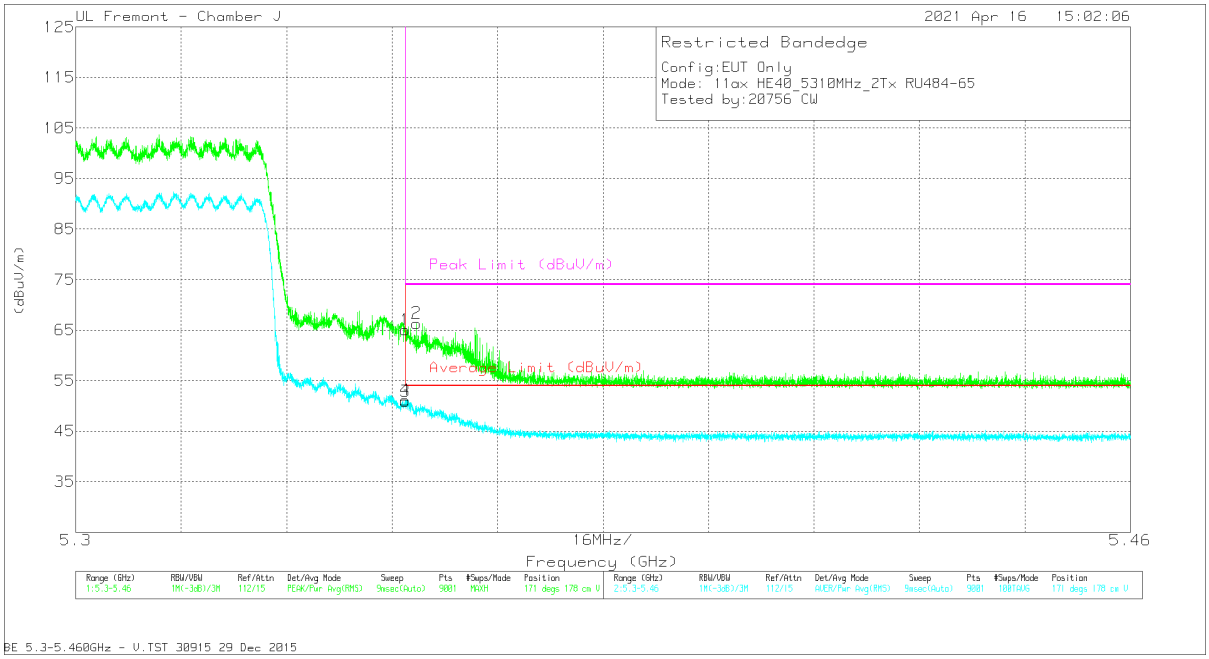

Trace Markers

Marker	Frequency (GHz)	Meter Reading (dBuV)	Det	AF PRE0100034 (dB/m)	Amp/Cbl/Fltr/Pad (dB)	Corrected Reading (dBuV/m)	Average Limit (dBuV/m)	Margin (dB)	Peak Limit (dBuV/m)	PK Margin (dB)	Azimuth (Degs)	Height (cm)	Polarity
1	* 5.35001	50.91	Pk	34.5	-20.4	65.01	-	-	74	-8.99	171	178	V
2	* 5.35168	52.27	Pk	34.5	-20.4	66.37	-	-	74	-7.63	171	178	V
3	* 5.35001	36.83	RMS	34.5	-20.4	50.93	54	-3.07	-	-	171	178	V
4	* 5.35003	37.1	RMS	34.5	-20.4	51.2	54	-2.8	-	-	171	178	V

* - indicates frequency in CFR47 Pt 15 / IC RSS-Restricted Band
Pk - Peak detector
RMS - RMS detection

UL VERIFICATION SERVICES INC.
47173 Benicia Street, Fremont, CA 94538; USA TEL:(510) 319-4000 FAX:(510) 661-0888
This report shall not be reproduced except in full, without the written approval of UL Verification Services Inc.

HARMONICS AND SPURIOUS EMISSIONS

LOW CHANNEL RESULTS

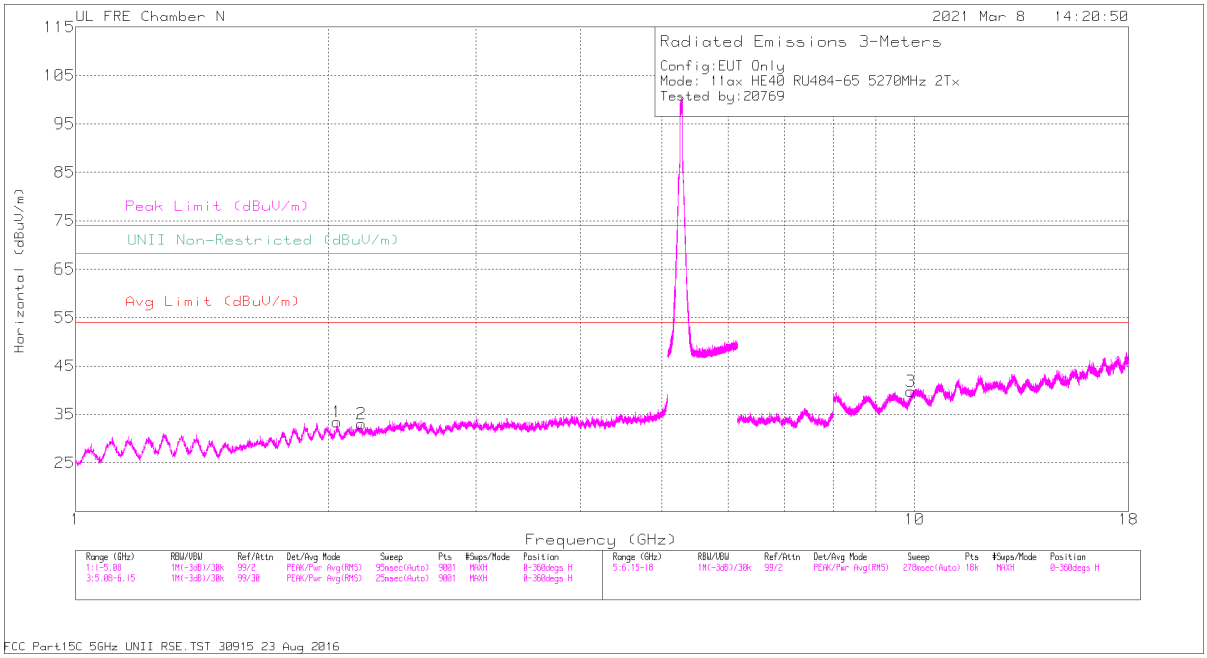

HORIZONTAL

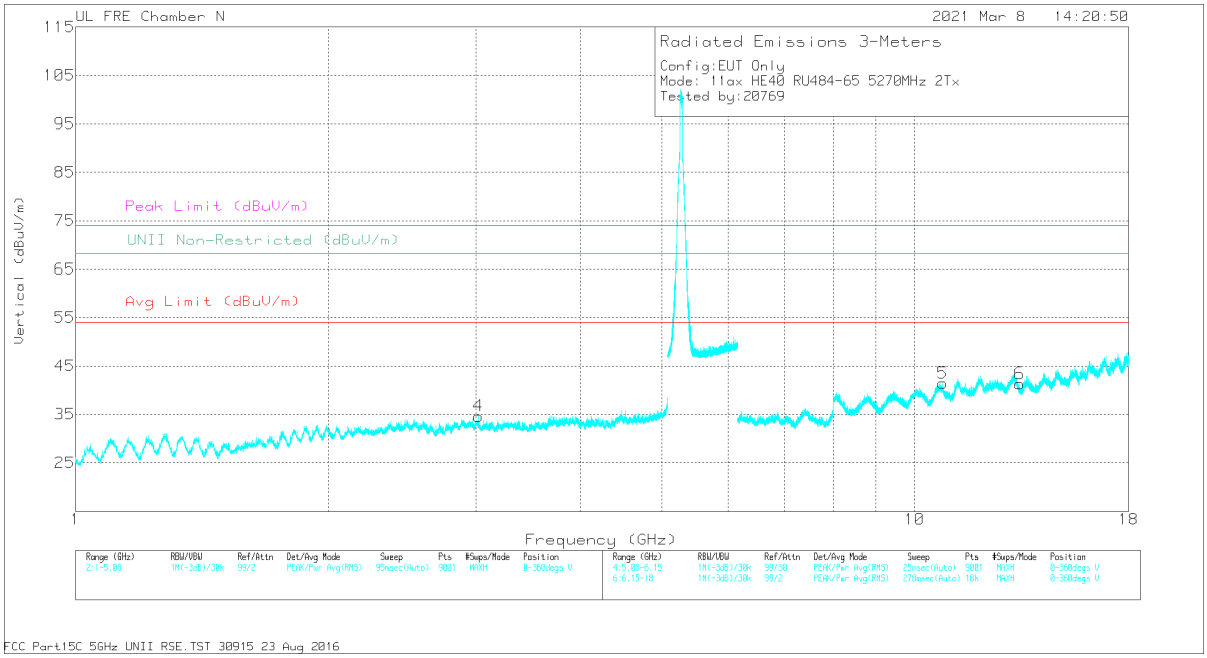

VERTICAL

UL VERIFICATION SERVICES INC.
47173 Benicia Street, Fremont, CA 94538; USA TEL:(510) 319-4000 FAX:(510) 661-0888
This report shall not be reproduced except in full, without the written approval of UL Verification Services Inc.

RADIATED EMISSIONS

Marker	Frequency (GHz)	Meter Reading (dBuV)	Det	AF PRE0213971 (dB/m)	Amp/Cbl/Fltr/Pad (dB)	Corrected Reading (dBuV/m)	Avg Limit (dBuV/m)	Margin (dB)	Peak Limit (dBuV/m)	PK Margin (dB)	UNII Non-Restricted (dBuV/m)	PK Margin (dB)	Azimuth (Degs)	Height (cm)	Polarity
5	* 10.8009	52.21	PK-U	37.8	-39.5	50.51	-	-	74	-23.49	-	-	139	228	V
	* 10.79908	40.75	ADR	37.8	-39.5	39.05	54	-14.95	-	-	-	-	139	228	V
6	* 13.35097	49.25	PK-U	39.2	-38	50.45	-	-	74	-23.55	-	-	193	268	V
	* 13.35066	37.49	ADR	39.2	-38	38.69	54	-15.31	-	-	-	-	193	268	V
1	2.04725	58.93	PK-U	31.2	-46.4	43.73	-	-	-	-	68.2	-24.47	3	376	H
2	2.1922	56.99	PK-U	31.6	-46.3	42.29	-	-	-	-	68.2	-25.91	58	174	H
4	3.02477	52.41	PK-U	32.8	-44	41.21	-	-	-	-	68.2	-26.99	84	269	V
3	9.89954	51.3	PK-U	37.1	-40	48.4	-	-	-	-	68.2	-19.8	355	314	H

* - indicates frequency in CFR47 Pt 15 / IC RSS-Restricted Band
PK-U - U-NII: Maximum Peak
ADR - U-NII AD primary method, RMS average

UL VERIFICATION SERVICES INC.
47173 Benicia Street, Fremont, CA 94538; USA TEL:(510) 319-4000 FAX:(510) 661-0888
This report shall not be reproduced except in full, without the written approval of UL Verification Services Inc.

HIGH CHANNEL RESULTS

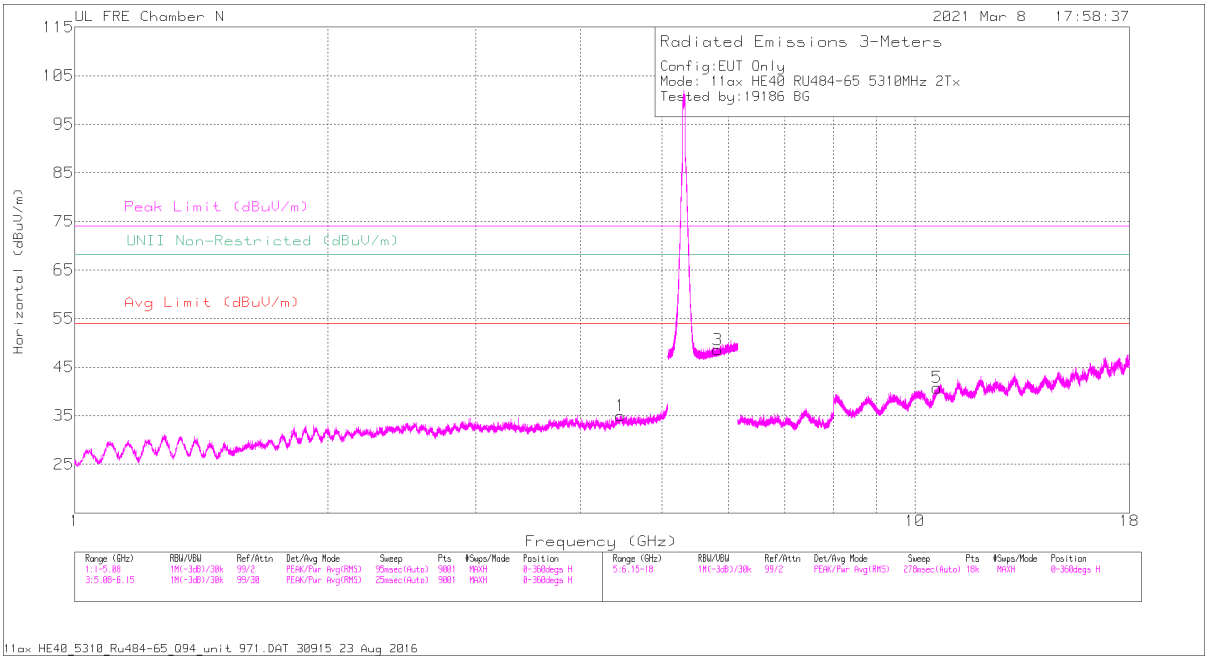

HORIZONTAL

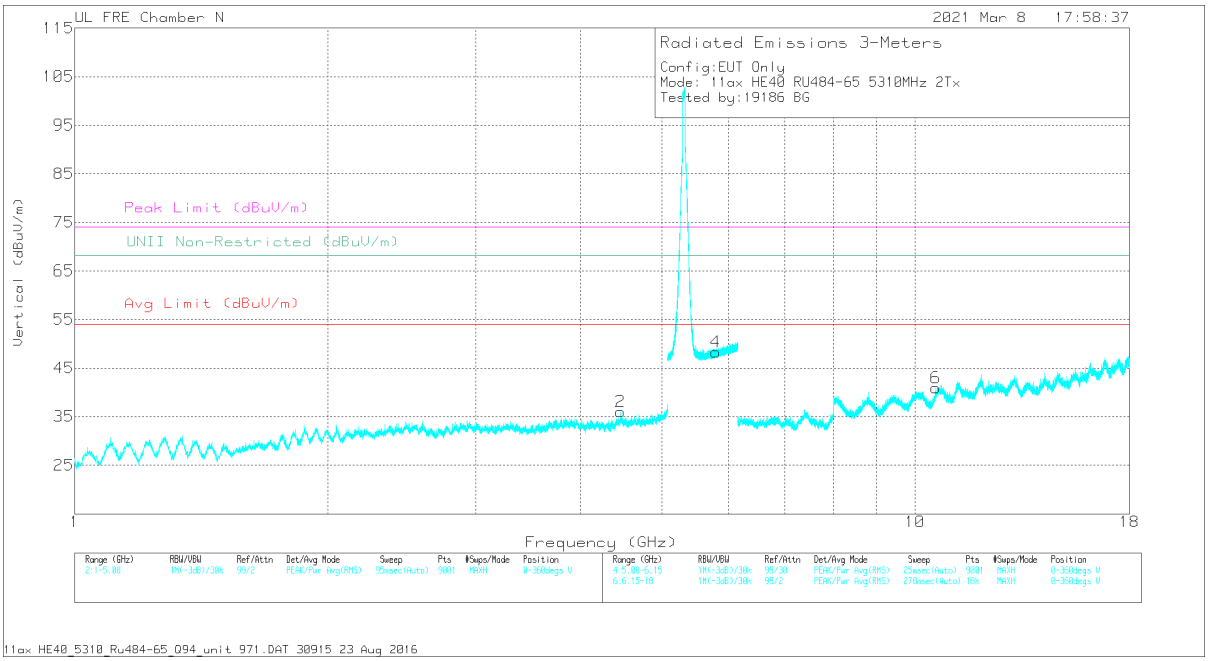

VERTICAL

UL VERIFICATION SERVICES INC.
47173 Benicia Street, Fremont, CA 94538; USA TEL:(510) 319-4000 FAX:(510) 661-0888

This report shall not be reproduced except in full, without the written approval of UL Verification Services Inc.

RADIATED EMISSIONS

Marker	Frequency (GHz)	Meter Reading (dBuV)	Det	AF PRE0213971 (dB/m)	Amp/Cbl/Fltr/Pad (dB)	Corrected Reading (dBuV/m)	Avg Limit (dBuV/m)	Margin (dB)	Peak Limit (dBuV/m)	PK Margin (dB)	UNII Non-Restricted (dBuV/m)	PK Margin (dB)	Azimuth (Degs)	Height (cm)	Polarity
5	* 10.62476	52.29	PK-U	37.8	-40	50.09	-	-	74	-23.91	-	-	0	100	H
	* 10.625	40.83	ADR	37.8	-40	38.63	54	-15.37	-	-	-	-	0	100	H
2	4.46422	54.39	PK-U	34	-43	45.39	-	-	-	-	68.2	-22.81	0	201	V
1	4.46554	53.89	PK-U	34.1	-43.1	44.89	-	-	-	-	68.2	-23.31	0	100	H
4	5.79488	56.3	PK-U	34.9	-32.5	58.7	-	-	-	-	68.2	-9.5	0	100	V
3	5.81872	55.83	PK-U	34.8	-32.4	58.23	-	-	-	-	68.2	-9.97	0	200	H
6	10.58913	52.06	PK-U	37.8	-40	49.86	-	-	-	-	68.2	-18.34	0	201	V

* - indicates frequency in CFR47 Pt 15 / IC RSS-Restricted Band
PK-U - U-NII: Maximum Peak
ADR - U-NII AD primary method, RMS average

UL VERIFICATION SERVICES INC.
47173 Benicia Street, Fremont, CA 94538; USA TEL:(510) 319-4000 FAX:(510) 661-0888
This report shall not be reproduced except in full, without the written approval of UL Verification Services Inc.

2TX ANTENNA 6 + ANTENNA 5 OFDMA MODE – 26 Tones, RU Index 17

BANDEDGE (HIGH CHANNEL)

HORIZONTAL RESULT

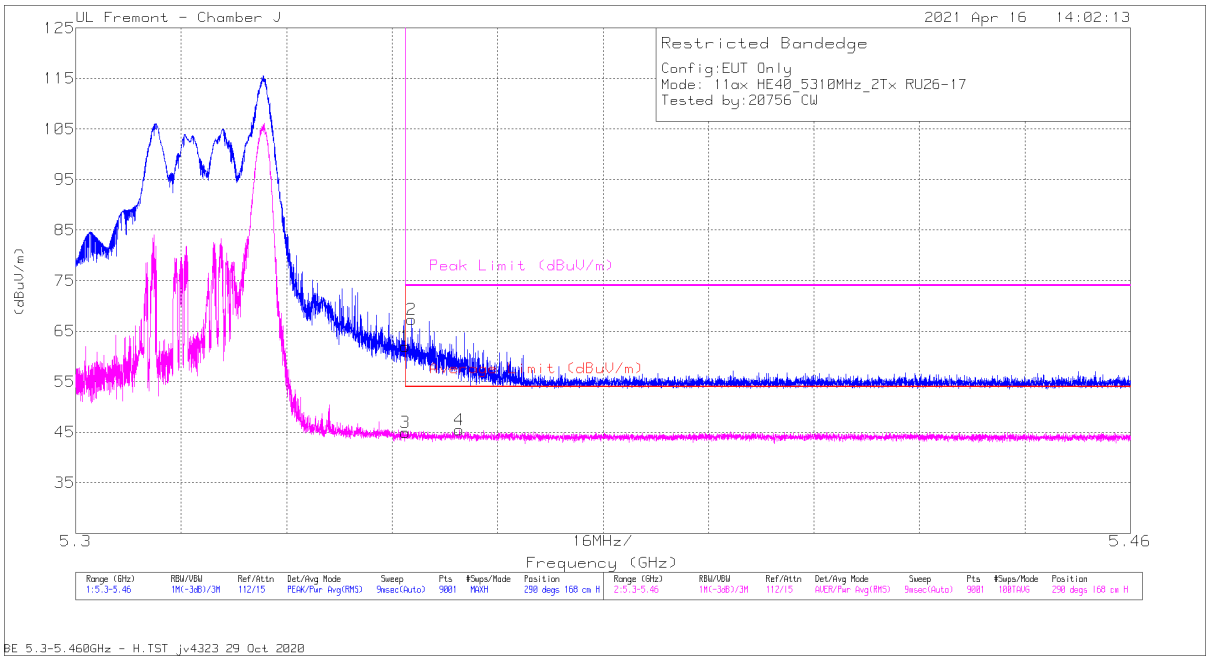

Trace Markers

Marker	Frequency (GHz)	Meter Reading (dBuV)	Det	AF PRE0100034 (dB/m)	Amp/Cbl/Fltr/Pad (dB)	Corrected Reading (dBuV/m)	Average Limit (dBuV/m)	Margin (dB)	Peak Limit (dBuV/m)	PK Margin (dB)	Azimuth (Degs)	Height (cm)	Polarity
1	* 5.35001	47.84	Pk	34.5	-20.4	61.94	-	-	74	-12.06	290	168	H
2	* 5.35099	53.23	Pk	34.5	-20.4	67.33	-	-	74	-6.67	290	168	H
3	* 5.35001	30.81	RMS	34.5	-20.4	44.91	54	-9.09	-	-	290	168	H
4	* 5.35817	31.22	RMS	34.6	-20.4	45.42	54	-8.58	-	-	290	168	H

* - indicates frequency in CFR47 Pt 15 / IC RSS-Restricted Band
Pk - Peak detector
RMS - RMS detection

UL VERIFICATION SERVICES INC.
47173 Benicia Street, Fremont, CA 94538; USA TEL:(510) 319-4000 FAX:(510) 661-0888
This report shall not be reproduced except in full, without the written approval of UL Verification Services Inc.

VERTICAL RESULT

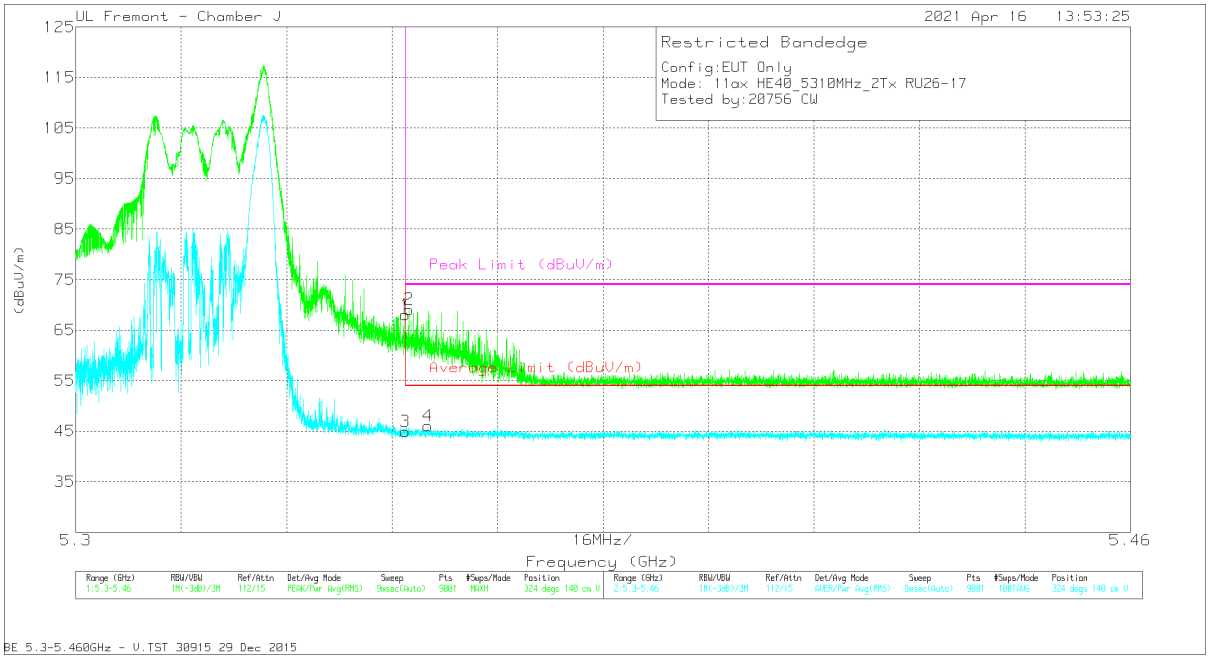

Trace Markers

Marker	Frequency (GHz)	Meter Reading (dBuV)	Det	AF PRE0100034 (dB/m)	Amp/Cbl/Fltr/Pad (dB)	Corrected Reading (dBuV/m)	Average Limit (dBuV/m)	Margin (dB)	Peak Limit (dBuV/m)	PK Margin (dB)	Azimuth (Degs)	Height (cm)	Polarity
1	* 5.35001	54	Pk	34.5	-20.4	68.1	-	-	74	-5.9	324	140	V
2	* 5.35053	55	Pk	34.5	-20.4	69.1	-	-	74	-4.9	324	140	V
3	* 5.35001	30.81	RMS	34.5	-20.4	44.91	54	-9.09	-	-	324	140	V
4	* 5.35342	32.01	RMS	34.5	-20.4	46.11	54	-7.89	-	-	324	140	V

* - indicates frequency in CFR47 Pt 15 / IC RSS-Restricted Band
Pk - Peak detector
RMS - RMS detection

UL VERIFICATION SERVICES INC.
47173 Benicia Street, Fremont, CA 94538; USA TEL:(510) 319-4000 FAX:(510) 661-0888
This report shall not be reproduced except in full, without the written approval of UL Verification Services Inc.

HARMONICS AND SPURIOUS EMISSIONS

LOW CHANNEL RESULTS

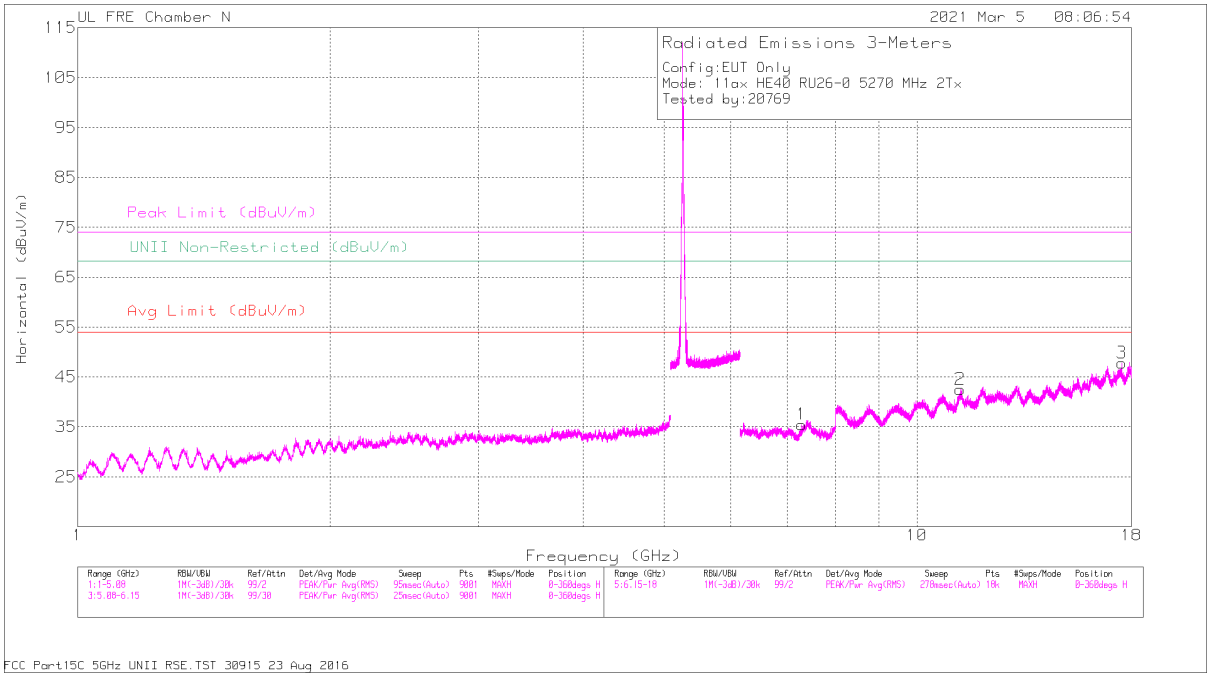

HORIZONTAL

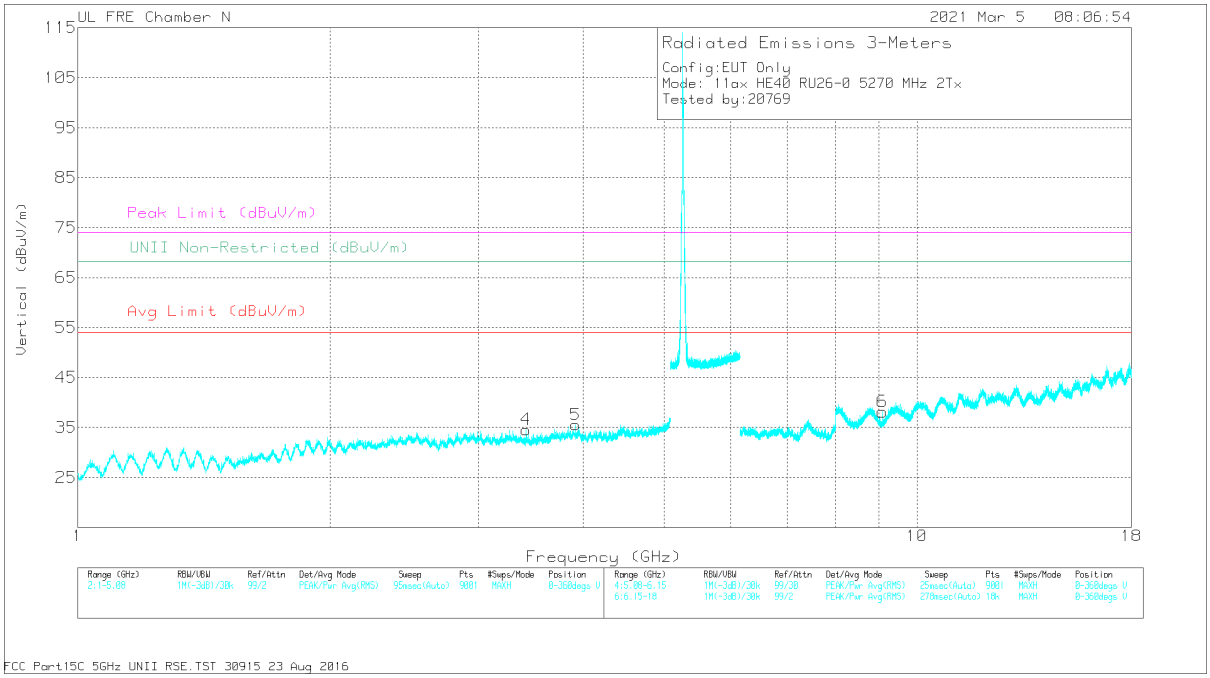

VERTICAL

UL VERIFICATION SERVICES INC.
47173 Benicia Street, Fremont, CA 94538; USA TEL:(510) 319-4000 FAX:(510) 661-0888

This report shall not be reproduced except in full, without the written approval of UL Verification Services Inc.