1TX Antenna 5 MODE (FCC): 26 Tones, RU Index 0

Test Engineer:	23560
Test Date:	2/2/21

Antenna Gain and Limits

Channel	Frequency (MHz)	Directional Gain (dBi)	Power Limit (dBm)	PSD Limit (dBm/1MHz)
Low	5180	-2.20	24.00	11.00
Mid	5200	-2.20	24.00	11.00
High	5240	-2.20	24.00	11.00

Duty Cycle CF (dB)	0.00	**Included in Calculations of Corr'd PSD**

Output Power Results

Channel	Frequency (MHz)	Antenna 5 Meas Power (dBm)	Total Corr'd Power (dBm)	Power Limit (dBm)	Power Margin (dB)
Low	5180	11.75	11.75	24.00	-12.25
Mid	5200	11.73	11.73	24.00	-12.27
High	5240	11.69	11.69	24.00	-12.31

PSD Results

Channel	Frequency (MHz)	Antenna 5 Meas PSD (dBm/1MHz)	Total Corr'd PSD (dBm/1MHz)	PSD Limit (dBm/ 1MHz)	PSD Margin (dB)
Low	5180	9.821	9.821	11.00	-1.179
Mid	5200	9.814	9.814	11.00	-1.186
High	5240	9.492	9.492	11.00	-1.508

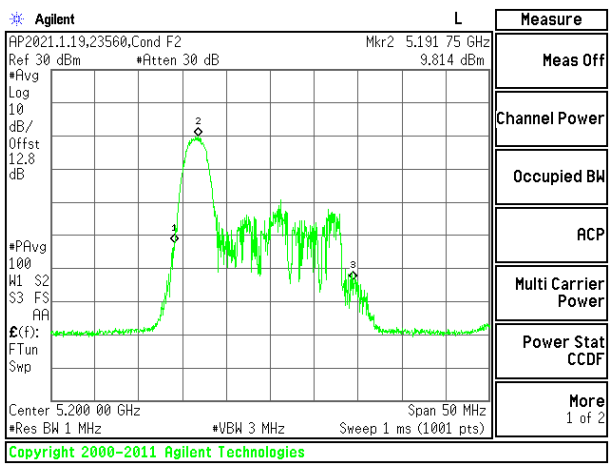

MID CHANNEL

UL VERIFICATION SERVICES INC.
47173 Benicia Street, Fremont, CA 94538; USA TEL:(510) 319-4000 FAX:(510) 661-0888

This report shall not be reproduced except in full, without the written approval of UL Verification Services Inc.

1TX Antenna 5 MODE (FCC): 26 Tones, RU Index 4

Test Engineer:	23560
Test Date:	1/30/21

Antenna Gain and Limits

Channel	Frequency (MHz)	Directional Gain (dBi)	Power Limit (dBm)	PSD Limit (dBm/1MHz)
Low	5180	-2.20	24.00	11.00
Mid	5200	-2.20	24.00	11.00
High	5240	-2.20	24.00	11.00

Duty Cycle CF (dB)	0.00	**Included in Calculations of Corr'd PSD**

Output Power Results

Channel	Frequency (MHz)	Antenna 5 Meas Power (dBm)	Total Corr'd Power (dBm)	Power Limit (dBm)	Power Margin (dB)
Low	5180	11.71	11.71	24.00	-12.29
Mid	5200	11.68	11.68	24.00	-12.32
High	5240	11.66	11.66	24.00	-12.34

PSD Results

Channel	Frequency (MHz)	Antenna 5 Meas PSD (dBm/1MHz)	Total Corr'd PSD (dBm/1MHz)	PSD Limit (dBm/ 1MHz)	PSD Margin (dB)
Low	5180	8.846	8.846	11.00	-2.154
Mid	5200	8.141	8.141	11.00	-2.859
High	5240	8.342	8.342	11.00	-2.658

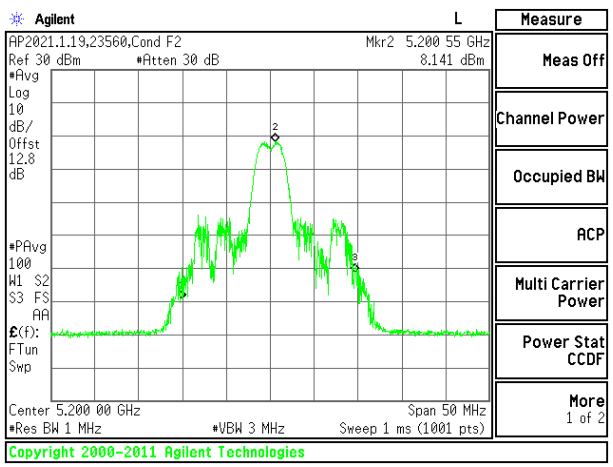

MID CHANNEL

UL VERIFICATION SERVICES INC.
47173 Benicia Street, Fremont, CA 94538; USA TEL:(510) 319-4000 FAX:(510) 661-0888

This report shall not be reproduced except in full, without the written approval of UL Verification Services Inc.

1TX Antenna 5 MODE (FCC): 26 Tones, RU Index 8

Test Engineer:	23560
Test Date:	2/2/21

Antenna Gain and Limits

Channel	Frequency (MHz)	Directional Gain (dBi)	Power Limit (dBm)	PSD Limit (dBm/1MHz)
Low	5180	-2.20	24.00	11.00
Mid	5200	-2.20	24.00	11.00
High	5240	-2.20	24.00	11.00

Duty Cycle CF (dB)	0.00	**Included in Calculations of Corr'd PSD**

Output Power Results

Channel	Frequency (MHz)	Antenna 5 Meas Power (dBm)	Total Corr'd Power (dBm)	Power Limit (dBm)	Power Margin (dB)
Low	5180	11.72	11.72	24.00	-12.28
Mid	5200	11.70	11.70	24.00	-12.30
High	5240	11.70	11.70	24.00	-12.30

PSD Results

Channel	Frequency (MHz)	Antenna 5 Meas PSD (dBm/1MHz)	Total Corr'd PSD (dBm/1MHz)	PSD Limit (dBm/ 1MHz)	PSD Margin (dB)
Low	5180	9.444	9.444	11.00	-1.556
Mid	5200	9.426	9.426	11.00	-1.574
High	5240	9.442	9.442	11.00	-1.558

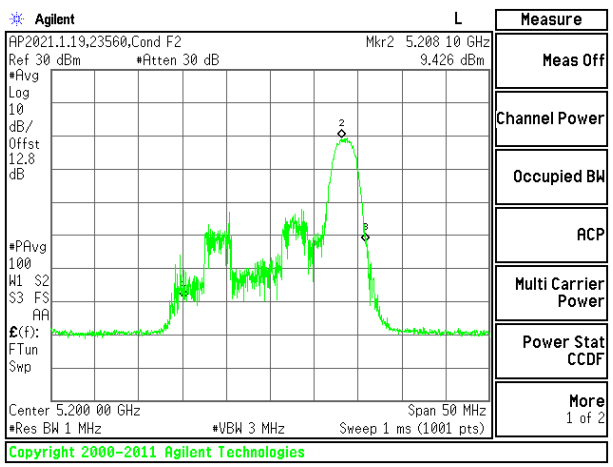

MID CHANNEL

UL VERIFICATION SERVICES INC.
47173 Benicia Street, Fremont, CA 94538; USA TEL:(510) 319-4000 FAX:(510) 661-0888

This report shall not be reproduced except in full, without the written approval of UL Verification Services Inc.

1TX Antenna 5 MODE (FCC): SU Mode

Test Engineer:	23560
Test Date:	1/30/21

Antenna Gain and Limits

Channel	Frequency (MHz)	Directional Gain (dBi)	Power Limit (dBm)	PSD Limit (dBm/1MHz)
Low	5180	-2.20	24.00	11.00
Mid	5200	-2.20	24.00	11.00
High	5240	-2.20	24.00	11.00

Duty Cycle CF (dB)	0.00	**Included in Calculations of Corr'd PSD**

Output Power Results

Channel	Frequency (MHz)	Antenna 5 Meas Power (dBm)	Total Corr'd Power (dBm)	Power Limit (dBm)	Power Margin (dB)
Low	5180	18.22	18.22	24.00	-5.78
Mid	5200	19.70	19.70	24.00	-4.30
High	5240	19.68	19.68	24.00	-4.32

PSD Results

Channel	Frequency (MHz)	Antenna 5 Meas PSD (dBm/1MHz)	Total Corr'd PSD (dBm/1MHz)	PSD Limit (dBm/ 1MHz)	PSD Margin (dB)
Low	5180	6.907	6.907	11.00	-4.093
Mid	5200	8.752	8.752	11.00	-2.248
High	5240	8.537	8.537	11.00	-2.463

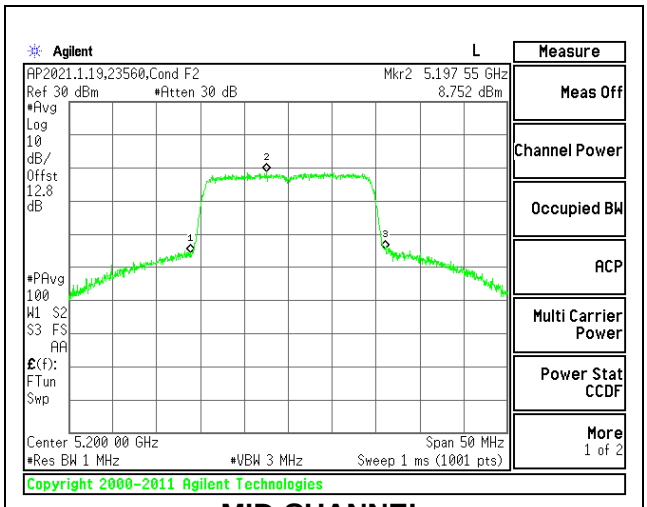

MID CHANNEL

UL VERIFICATION SERVICES INC.
47173 Benicia Street, Fremont, CA 94538; USA TEL:(510) 319-4000 FAX:(510) 661-0888

This report shall not be reproduced except in full, without the written approval of UL Verification Services Inc.

2TX Antenna 6 + Antenna 5 OFDMA MODE (FCC): 26 Tones, RU Index 0

Test Engineer:	23560
Test Date:	2/3/21

Antenna Gain and Limits

Channel	Frequency (MHz)	Directional Gain for Power (dBi)	Directional Gain for PSD (dBi)	Power Limit (dBm)	PSD Limit (dBm/1MHz)
Low	5180	-2.63	0.37	24.00	11.00
Mid	5200	-2.63	0.37	24.00	11.00
High	5240	-2.63	0.37	24.00	11.00

Duty Cycle CF (dB)	0.00	**Included in Calculations of Corr'd PSD**

Output Power Results

Channel	Frequency (MHz)	Antenna 6 Meas Power (dBm)	Antenna 5 Meas Power (dBm)	Total Corr'd Power (dBm)	Power Limit (dBm)	Power Margin (dB)
Low	5180	8.70	8.65	11.69	24.00	-12.31
Mid	5200	8.71	8.68	11.71	24.00	-12.29
High	5240	8.67	8.69	11.69	24.00	-12.31

PSD Results

Channel	Frequency (MHz)	Antenna 6 Meas PSD (dBm/1MHz)	Antenna 5 Meas PSD (dBm/1MHz)	Total Corr'd PSD (dBm/1MHz)	PSD Limit (dBm/ 1MHz)	PSD Margin (dB)
Low	5180	6.366	6.111	9.251	11.00	-1.749
Mid	5200	6.409	6.224	9.328	11.00	-1.672
High	5240	6.222	6.359	9.301	11.00	-1.699

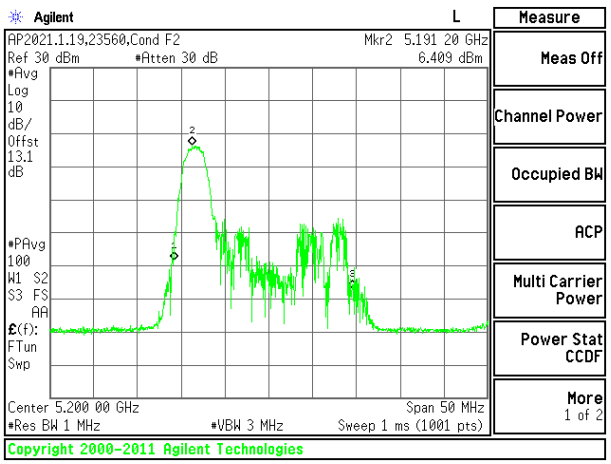

MID CHANNEL [ANT 6]

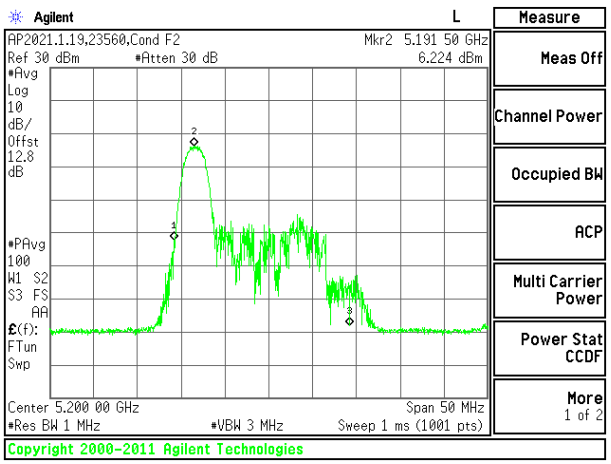

MID CHANNEL [ANT 5]

UL VERIFICATION SERVICES INC.
47173 Benicia Street, Fremont, CA 94538; USA TEL:(510) 319-4000 FAX:(510) 661-0888

This report shall not be reproduced except in full, without the written approval of UL Verification Services Inc.

2TX Antenna 6 + Antenna 5 OFDMA MODE (FCC): 26 Tones, RU Index 4

Test Engineer:	23560
Test Date:	2/3/21

Antenna Gain and Limits

Channel	Frequency (MHz)	Directional Gain for Power (dBi)	Directional Gain for PSD (dBi)	Power Limit (dBm)	PSD Limit (dBm/1MHz)
Low	5180	-2.63	0.37	24.00	11.00
Mid	5200	-2.63	0.37	24.00	11.00
High	5240	-2.63	0.37	24.00	11.00

Duty Cycle CF (dB)	0.00	**Included in Calculations of Corr'd PSD**

Output Power Results

Channel	Frequency (MHz)	Antenna 6 Meas Power (dBm)	Antenna 5 Meas Power (dBm)	Total Corr'd Power (dBm)	Power Limit (dBm)	Power Margin (dB)
Low	5180	8.70	8.72	11.72	24.00	-12.28
Mid	5200	8.73	8.69	11.72	24.00	-12.28
High	5240	8.71	8.68	11.71	24.00	-12.29

PSD Results

Channel	Frequency (MHz)	Antenna 6 Meas PSD (dBm/1MHz)	Antenna 5 Meas PSD (dBm/1MHz)	Total Corr'd PSD (dBm/1MHz)	PSD Limit (dBm/ 1MHz)	PSD Margin (dB)
Low	5180	5.404	5.712	8.571	11.00	-2.429
Mid	5200	5.616	5.436	8.537	11.00	-2.463
High	5240	5.692	5.412	8.565	11.00	-2.435

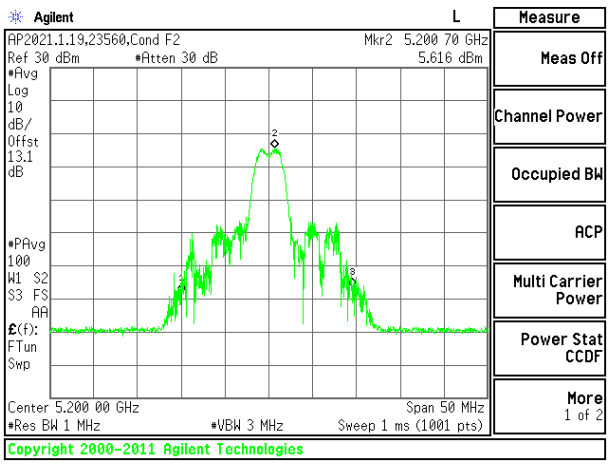

MID CHANNEL [ANT 6]

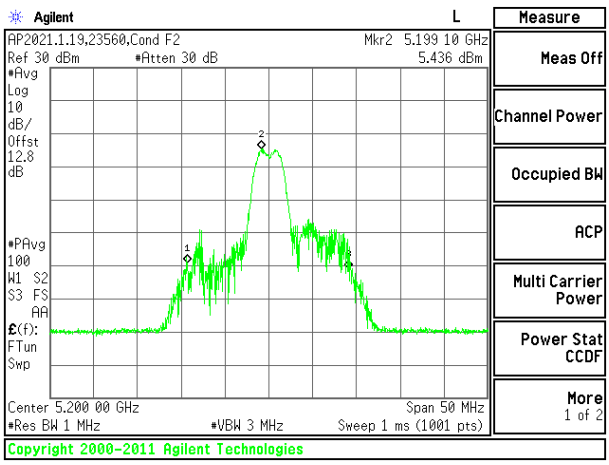

MID CHANNEL [ANT 5]

UL VERIFICATION SERVICES INC.
47173 Benicia Street, Fremont, CA 94538; USA TEL:(510) 319-4000 FAX:(510) 661-0888

This report shall not be reproduced except in full, without the written approval of UL Verification Services Inc.

2TX Antenna 6 + Antenna 5 OFDMA MODE (FCC): 26 Tones, RU Index 8

Test Engineer:	23560
Test Date:	2/3/21

Antenna Gain and Limits

Channel	Frequency (MHz)	Directional Gain for Power (dBi)	Directional Gain for PSD (dBi)	Power Limit (dBm)	PSD Limit (dBm/1MHz)
Low	5180	-2.63	0.37	24.00	11.00
Mid	5200	-2.63	0.37	24.00	11.00
High	5240	-2.63	0.37	24.00	11.00

Duty Cycle CF (dB)	0.00	**Included in Calculations of Corr'd PSD**

Output Power Results

Channel	Frequency (MHz)	Antenna 6 Meas Power (dBm)	Antenna 5 Meas Power (dBm)	Total Corr'd Power (dBm)	Power Limit (dBm)	Power Margin (dB)
Low	5180	8.69	8.66	11.69	24.00	-12.31
Mid	5200	8.71	8.68	11.71	24.00	-12.29
High	5240	8.64	8.65	11.66	24.00	-12.34

PSD Results

Channel	Frequency (MHz)	Antenna 6 Meas PSD (dBm/1MHz)	Antenna 5 Meas PSD (dBm/1MHz)	Total Corr'd PSD (dBm/1MHz)	PSD Limit (dBm/ 1MHz)	PSD Margin (dB)
Low	5180	6.524	6.332	9.439	11.00	-1.561
Mid	5200	6.696	6.483	9.601	11.00	-1.399
High	5240	6.373	6.528	9.461	11.00	-1.539

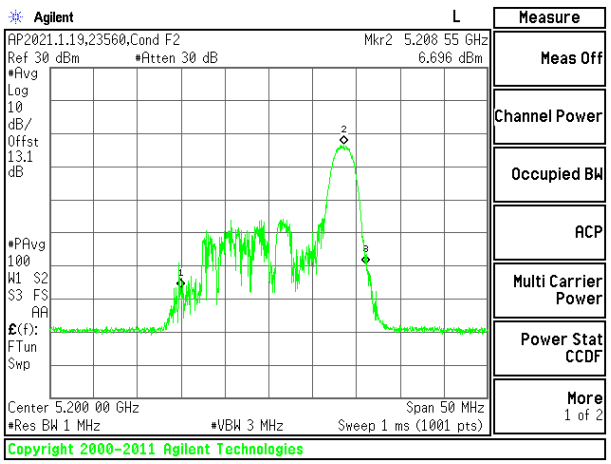

MID CHANNEL [ANT 6]

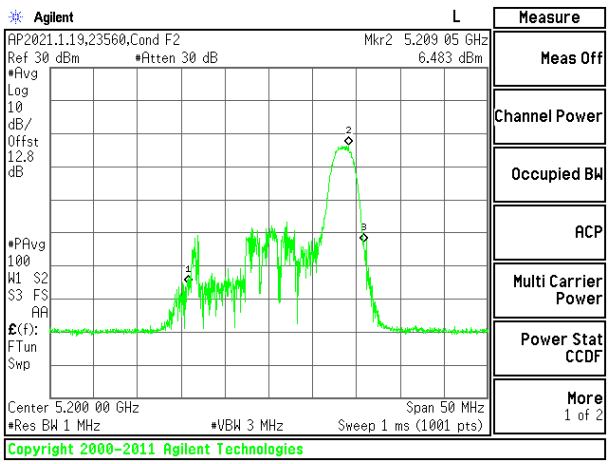

MID CHANNEL [ANT 5]

UL VERIFICATION SERVICES INC.
47173 Benicia Street, Fremont, CA 94538; USA TEL:(510) 319-4000 FAX:(510) 661-0888

This report shall not be reproduced except in full, without the written approval of UL Verification Services Inc.

2TX Antenna 6 + Antenna 5 OFDMA MODE (FCC): SU Mode

Test Engineer:	23560
Test Date:	2/3/21

Antenna Gain and Limits

Channel	Frequency (MHz)	Directional Gain for Power (dBi)	Directional Gain for PSD (dBi)	Power Limit (dBm)	PSD Limit (dBm/1MHz)
Low	5180	-2.63	0.37	24.00	11.00
Mid	5200	-2.63	0.37	24.00	11.00
High	5240	-2.63	0.37	24.00	11.00

Duty Cycle CF (dB)	0.00	**Included in Calculations of Corr'd PSD**

Output Power Results

Channel	Frequency (MHz)	Antenna 6 Meas Power (dBm)	Antenna 5 Meas Power (dBm)	Total Corr'd Power (dBm)	Power Limit (dBm)	Power Margin (dB)
Low	5180	16.65	16.68	19.68	24.00	-4.32
Mid	5200	16.71	16.75	19.74	24.00	-4.26
High	5240	16.64	16.70	19.68	24.00	-4.32

PSD Results

Channel	Frequency (MHz)	Antenna 6 Meas PSD (dBm/1MHz)	Antenna 5 Meas PSD (dBm/1MHz)	Total Corr'd PSD (dBm/1MHz)	PSD Limit (dBm/ 1MHz)	PSD Margin (dB)
Low	5180	5.267	5.330	8.309	11.00	-2.691
Mid	5200	5.527	5.765	8.658	11.00	-2.342
High	5240	5.210	5.551	8.394	11.00	-2.606

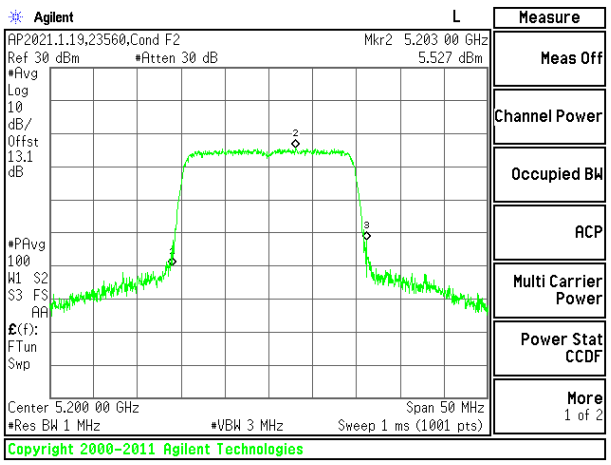

MID CHANNEL [ANT 6]

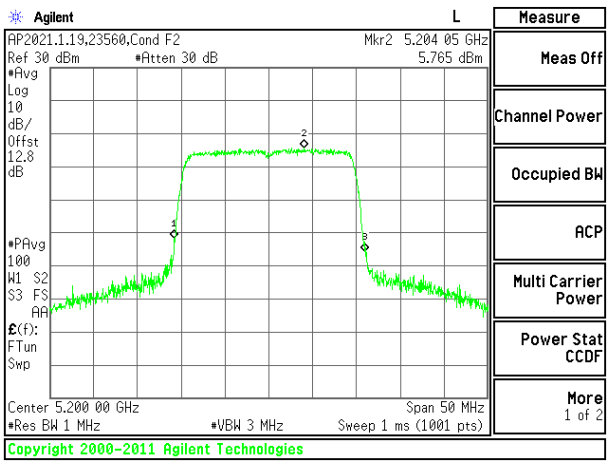

MID CHANNEL [ANT 5]

UL VERIFICATION SERVICES INC.
47173 Benicia Street, Fremont, CA 94538; USA TEL:(510) 319-4000 FAX:(510) 661-0888

This report shall not be reproduced except in full, without the written approval of UL Verification Services Inc.

9.4.5. 802.11ax HE40 MODE IN THE 5.2 GHz BAND

1TX Antenna 6 MODE (FCC): 26 Tones, RU Index 0

Test Engineer:	23560
Test Date:	5/26/21

Antenna Gain and Limits

Channel	Frequency (MHz)	Directional Gain for Power (dBi)	Power Limit (dBm)	PSD Limit (dBm/1MHz)
Low	5190	-3.10	24.00	11.00
High	5230	-3.10	24.00	11.00

Duty Cycle CF (dB)	0.00	**Included in Calculations of Corr'd PSD**

Output Power Results

Channel	Frequency (MHz)	Antenna 6 Meas Power (dBm)	Total Corr'd Power (dBm)	Power Limit (dBm)	Power Margin (dB)
Low	5190	10.70	10.70	24.00	-13.30
High	5230	10.75	10.75	24.00	-13.25

PSD Results

Channel	Frequency (MHz)	Antenna 6 Meas PSD (dBm/1MHz)	Total Corr'd PSD (dBm/1MHz)	PSD Limit (dBm/1MHz)	PSD Margin (dB)
Low	5190	9.633	9.633	11.00	-1.367
High	5230	9.999	9.999	11.00	-1.001

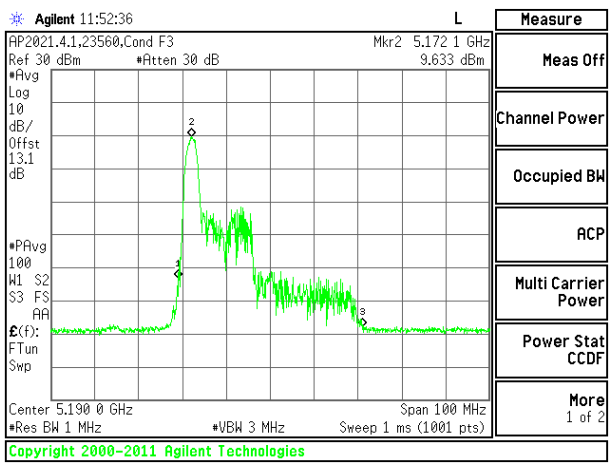

LOW CHANNEL

UL VERIFICATION SERVICES INC.
47173 Benicia Street, Fremont, CA 94538; USA TEL:(510) 319-4000 FAX:(510) 661-0888

This report shall not be reproduced except in full, without the written approval of UL Verification Services Inc.

1TX Antenna 6 MODE (FCC): 26 Tones, RU Index 8

Test Engineer:	23560
Test Date:	5/26/21

Antenna Gain and Limits

Channel	Frequency (MHz)	Directional Gain for Power (dBi)	Power Limit (dBm)	PSD Limit (dBm/1MHz)
Low	5190	-3.10	24.00	11.00
High	5230	-3.10	24.00	11.00

Duty Cycle CF (dB)	0.00	**Included in Calculations of Corr'd PSD**

Output Power Results

Channel	Frequency (MHz)	Antenna 6 Meas Power (dBm)	Total Corr'd Power (dBm)	Power Limit (dBm)	Power Margin (dB)
Low	5190	10.73	10.73	24.00	-13.27
High	5230	10.71	10.71	24.00	-13.29

PSD Results

Channel	Frequency (MHz)	Antenna 6 Meas PSD (dBm/1MHz)	Total Corr'd PSD (dBm/1MHz)	PSD Limit (dBm/1MHz)	PSD Margin (dB)
Low	5190	9.414	9.414	11.00	-1.586
High	5230	9.309	9.309	11.00	-1.691

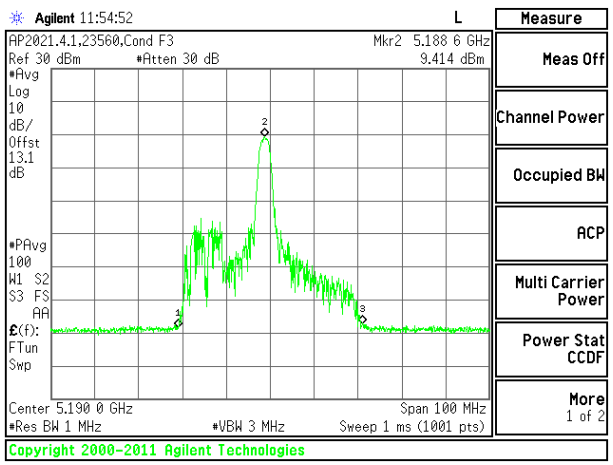

LOW CHANNEL

UL VERIFICATION SERVICES INC.
47173 Benicia Street, Fremont, CA 94538; USA TEL:(510) 319-4000 FAX:(510) 661-0888

This report shall not be reproduced except in full, without the written approval of UL Verification Services Inc.

1TX Antenna 6 MODE (FCC): 26 Tones, RU Index 17

Test Engineer:	23560
Test Date:	5/26/21

Antenna Gain and Limits

Channel	Frequency (MHz)	Directional Gain for Power (dBi)	Power Limit (dBm)	PSD Limit (dBm/1MHz)
Low	5190	-3.10	24.00	11.00
High	5230	-3.10	24.00	11.00

Duty Cycle CF (dB)	0.00	**Included in Calculations of Corr'd PSD**

Output Power Results

Channel	Frequency (MHz)	Antenna 6 Meas Power (dBm)	Total Corr'd Power (dBm)	Power Limit (dBm)	Power Margin (dB)
Low	5190	10.72	10.72	24.00	-13.28
High	5230	10.74	10.74	24.00	-13.26

PSD Results

Channel	Frequency (MHz)	Antenna 6 Meas PSD (dBm/1MHz)	Total Corr'd PSD (dBm/1MHz)	PSD Limit (dBm/1MHz)	PSD Margin (dB)
Low	5190	9.851	9.851	11.00	-1.149
High	5230	10.004	10.004	11.00	-0.996

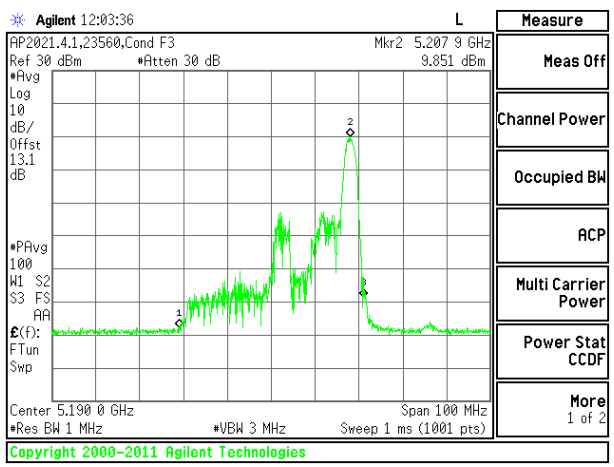

LOW CHANNEL

UL VERIFICATION SERVICES INC.
47173 Benicia Street, Fremont, CA 94538; USA TEL:(510) 319-4000 FAX:(510) 661-0888

This report shall not be reproduced except in full, without the written approval of UL Verification Services Inc.

1TX Antenna 6 MODE (FCC): SU Mode

Test Engineer:	23560
Test Date:	2/4/21

Antenna Gain and Limits

Channel	Frequency (MHz)	Directional Gain for Power (dBi)	Power Limit (dBm)	PSD Limit (dBm/1MHz)
Low	5190	-3.10	24.00	11.00
High	5230	-3.10	24.00	11.00

Duty Cycle CF (dB)	0.00	**Included in Calculations of Corr'd PSD**

Output Power Results

Channel	Frequency (MHz)	Antenna 6 Meas Power (dBm)	Total Corr'd Power (dBm)	Power Limit (dBm)	Power Margin (dB)
Low	5190	16.21	16.21	24.00	-7.79
High	5230	20.22	20.22	24.00	-3.78

PSD Results

Channel	Frequency (MHz)	Antenna 6 Meas PSD (dBm/1MHz)	Total Corr'd PSD (dBm/1MHz)	PSD Limit (dBm/1MHz)	PSD Margin (dB)
Low	5190	1.504	1.504	11.00	-9.496
High	5230	6.723	6.723	11.00	-4.277

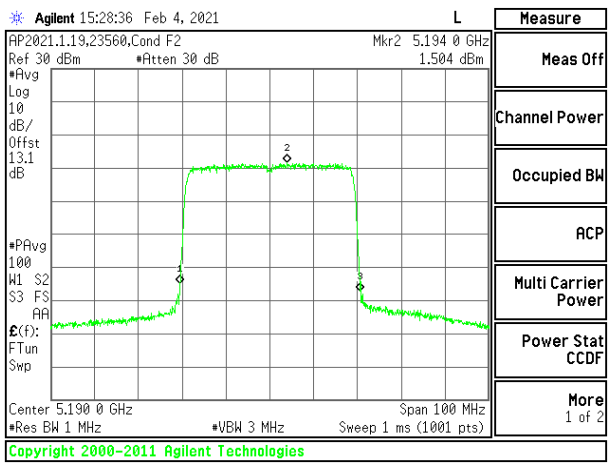

LOW CHANNEL

UL VERIFICATION SERVICES INC.
47173 Benicia Street, Fremont, CA 94538; USA TEL:(510) 319-4000 FAX:(510) 661-0888

This report shall not be reproduced except in full, without the written approval of UL Verification Services Inc.

1TX Antenna 5 MODE (FCC): 26 Tones, RU Index 0

Test Engineer:	23560
Test Date:	5/26/21

Antenna Gain and Limits

Channel	Frequency (MHz)	Directional Gain for Power (dBi)	Power Limit (dBm)	PSD Limit (dBm/1MHz)
Low	5190	-2.20	24.00	11.00
High	5230	-2.20	24.00	11.00

Duty Cycle CF (dB)	0.00	**Included in Calculations of Corr'd PSD**

Output Power Results

Channel	Frequency (MHz)	Antenna 5 Meas Power (dBm)	Total Corr'd Power (dBm)	Power Limit (dBm)	Power Margin (dB)
Low	5190	10.73	10.73	24.00	-13.27
High	5230	10.76	10.76	24.00	-13.24

PSD Results

Channel	Frequency (MHz)	Antenna 5 Meas PSD (dBm/1MHz)	Total Corr'd PSD (dBm/1MHz)	PSD Limit (dBm/1MHz)	PSD Margin (dB)
Low	5190	9.703	9.703	11.00	-1.297
High	5230	9.764	9.764	11.00	-1.236

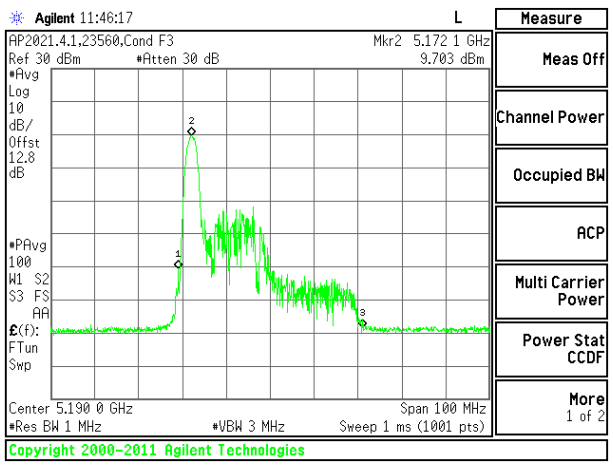

LOW CHANNEL

UL VERIFICATION SERVICES INC.
47173 Benicia Street, Fremont, CA 94538; USA TEL:(510) 319-4000 FAX:(510) 661-0888

This report shall not be reproduced except in full, without the written approval of UL Verification Services Inc.

1TX Antenna 5 MODE (FCC): 26 Tones, RU Index 8

Test Engineer:	23560
Test Date:	5/26/21

Antenna Gain and Limits

Channel	Frequency (MHz)	Directional Gain for Power (dBi)	Power Limit (dBm)	PSD Limit (dBm/1MHz)
Low	5190	-2.20	24.00	11.00
High	5230	-2.20	24.00	11.00

Duty Cycle CF (dB)	0.00	**Included in Calculations of Corr'd PSD**

Output Power Results

Channel	Frequency (MHz)	Antenna 5 Meas Power (dBm)	Total Corr'd Power (dBm)	Power Limit (dBm)	Power Margin (dB)
Low	5190	10.74	10.74	24.00	-13.26
High	5230	10.71	10.71	24.00	-13.29

PSD Results

Channel	Frequency (MHz)	Antenna 5 Meas PSD (dBm/1MHz)	Total Corr'd PSD (dBm/1MHz)	PSD Limit (dBm/1MHz)	PSD Margin (dB)
Low	5190	9.662	9.662	11.00	-1.338
High	5230	9.457	9.457	11.00	-1.543

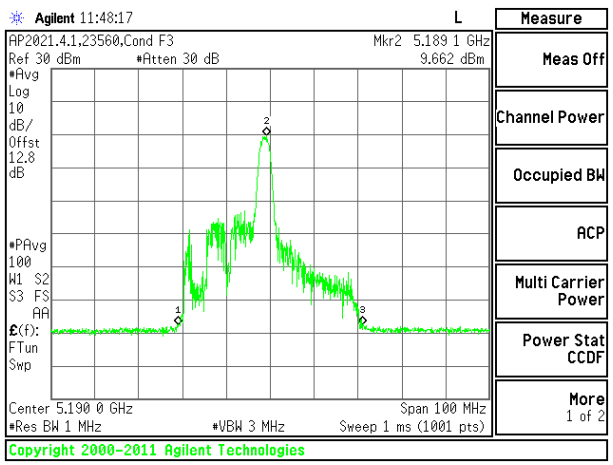

LOW CHANNEL

UL VERIFICATION SERVICES INC.
47173 Benicia Street, Fremont, CA 94538; USA TEL:(510) 319-4000 FAX:(510) 661-0888

This report shall not be reproduced except in full, without the written approval of UL Verification Services Inc.

1TX Antenna 5 MODE (FCC): 26 Tones, RU Index 17

Test Engineer:	23560
Test Date:	5/26/21

Antenna Gain and Limits

Channel	Frequency (MHz)	Directional Gain for Power (dBi)	Power Limit (dBm)	PSD Limit (dBm/1MHz)
Low	5190	-2.20	24.00	11.00
High	5230	-2.20	24.00	11.00

Duty Cycle CF (dB)	0.00	**Included in Calculations of Corr'd PSD**

Output Power Results

Channel	Frequency (MHz)	Antenna 5 Meas Power (dBm)	Total Corr'd Power (dBm)	Power Limit (dBm)	Power Margin (dB)
Low	5190	10.75	10.75	24.00	-13.25
High	5230	10.77	10.77	24.00	-13.23

PSD Results

Channel	Frequency (MHz)	Antenna 5 Meas PSD (dBm/1MHz)	Total Corr'd PSD (dBm/1MHz)	PSD Limit (dBm/1MHz)	PSD Margin (dB)
Low	5190	9.717	9.717	11.00	-1.283
High	5230	9.730	9.730	11.00	-1.270

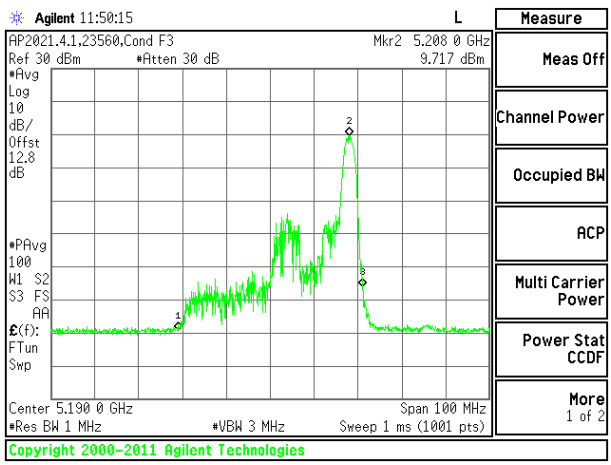

LOW CHANNEL

UL VERIFICATION SERVICES INC.
47173 Benicia Street, Fremont, CA 94538; USA TEL:(510) 319-4000 FAX:(510) 661-0888

This report shall not be reproduced except in full, without the written approval of UL Verification Services Inc.

1TX Antenna 5 MODE (FCC): SU Mode

Test Engineer:	23560
Test Date:	2/5/21

Antenna Gain and Limits

Channel	Frequency (MHz)	Directional Gain for Power (dBi)	Power Limit (dBm)	PSD Limit (dBm/1MHz)
Low	5190	-2.20	24.00	11.00
High	5230	-2.20	24.00	11.00

Duty Cycle CF (dB)	0.00	**Included in Calculations of Corr'd PSD**

Output Power Results

Channel	Frequency (MHz)	Antenna 5 Meas Power (dBm)	Total Corr'd Power (dBm)	Power Limit (dBm)	Power Margin (dB)
Low	5190	16.20	16.20	24.00	-7.80
High	5230	20.19	20.19	24.00	-3.81

PSD Results

Channel	Frequency (MHz)	Antenna 5 Meas PSD (dBm/1MHz)	Total Corr'd PSD (dBm/1MHz)	PSD Limit (dBm/1MHz)	PSD Margin (dB)
Low	5190	1.697	1.697	11.00	-9.303
High	5230	6.582	6.582	11.00	-4.418

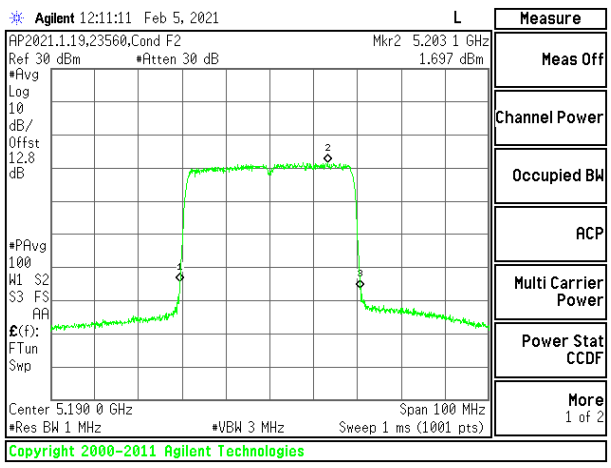

LOW CHANNEL

UL VERIFICATION SERVICES INC.
47173 Benicia Street, Fremont, CA 94538; USA TEL:(510) 319-4000 FAX:(510) 661-0888

This report shall not be reproduced except in full, without the written approval of UL Verification Services Inc.

2TX Antenna 6 + Antenna 5 OFDMA MODE (FCC): 26 Tones, RU Index 0

Test Engineer:	23560
Test Date:	2/8/21

Antenna Gain and Limits

Channel	Frequency (MHz)	Directional Gain for Power (dBi)	Directional Gain for PSD (dBi)	Power Limit (dBm)	PSD Limit (dBm/ 1MHz)
Low	5190	-2.63	0.37	24.00	11.00
High	5230	-2.63	0.37	24.00	11.00

Duty Cycle CF (dB)	0.00	**Included in Calculations of Corr'd PSD**

Output Power Results

Channel	Frequency (MHz)	Antenna 6 Meas Power (dBm)	Antenna 5 Meas Power (dBm)	Total Corr'd Power (dBm)	Power Limit (dBm)	Power Margin (dB)
Low	5190	8.74	8.73	11.75	24.00	-12.25
High	5230	8.70	8.72	11.72	24.00	-12.28

PSD Results

Channel	Frequency (MHz)	Antenna 6 Meas PSD (dBm/1MHz)	Antenna 5 Meas PSD (dBm/1MHz)	Total Corr'd PSD (dBm/1MHz)	PSD Limit (dBm/ 1MHz)	PSD Margin (dB)
Low	5190	6.940	6.891	9.926	11.00	-1.074
High	5230	6.611	6.723	9.678	11.00	-1.322

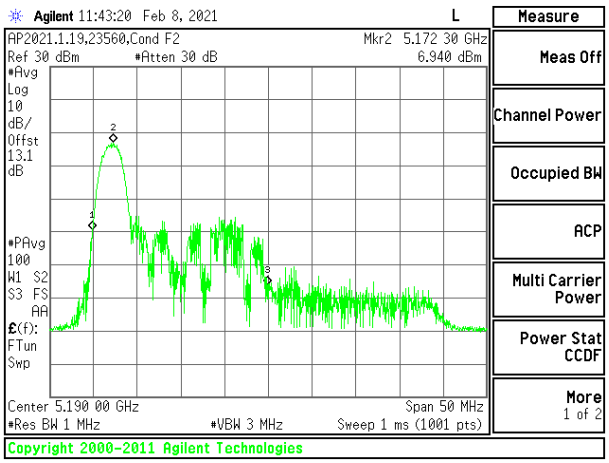

LOW CHANNEL [ANT 6]

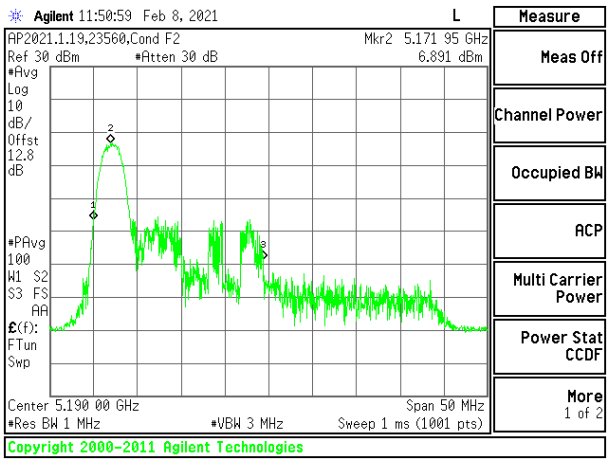

LOW CHANNEL [ANT 5]

UL VERIFICATION SERVICES INC.
47173 Benicia Street, Fremont, CA 94538; USA TEL:(510) 319-4000 FAX:(510) 661-0888

This report shall not be reproduced except in full, without the written approval of UL Verification Services Inc.

2TX Antenna 6 + Antenna 5 OFDMA MODE (FCC): 26 Tones, RU Index 8

Test Engineer:	23560
Test Date:	2/8/21

Antenna Gain and Limits

Channel	Frequency (MHz)	Directional Gain for Power (dBi)	Directional Gain for PSD (dBi)	Power Limit (dBm)	PSD Limit (dBm/ 1MHz)
Low	5190	-2.63	0.37	24.00	11.00
High	5230	-2.63	0.37	24.00	11.00

Duty Cycle CF (dB)	0.00	**Included in Calculations of Corr'd PSD**

Output Power Results

Channel	Frequency (MHz)	Antenna 6 Meas Power (dBm)	Antenna 5 Meas Power (dBm)	Total Corr'd Power (dBm)	Power Limit (dBm)	Power Margin (dB)
Low	5190	8.70	8.68	11.70	24.00	-12.30
High	5230	8.72	8.69	11.72	24.00	-12.28

PSD Results

Channel	Frequency (MHz)	Antenna 6 Meas PSD (dBm/1MHz)	Antenna 5 Meas PSD (dBm/1MHz)	Total Corr'd PSD (dBm/1MHz)	PSD Limit (dBm/ 1MHz)	PSD Margin (dB)
Low	5190	6.402	6.255	9.339	11.00	-1.661
High	5230	6.519	6.411	9.476	11.00	-1.524

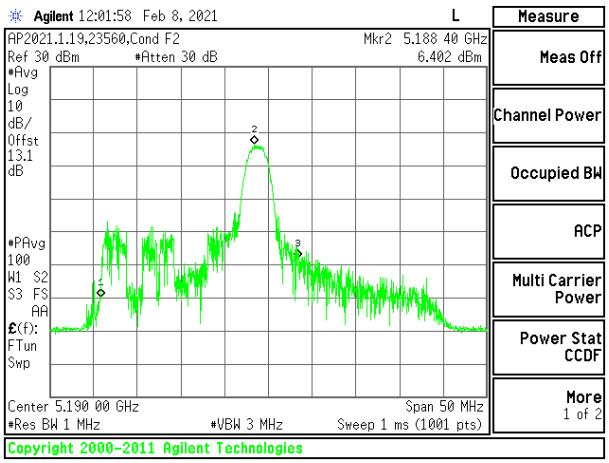

LOW CHANNEL [ANT 6]

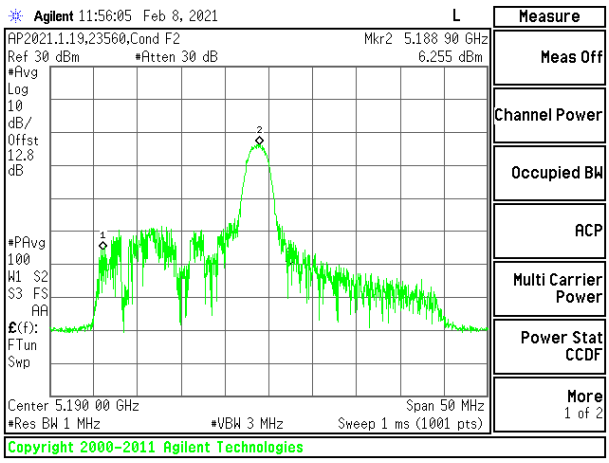

LOW CHANNEL [ANT 5]

UL VERIFICATION SERVICES INC.
47173 Benicia Street, Fremont, CA 94538; USA TEL:(510) 319-4000 FAX:(510) 661-0888

This report shall not be reproduced except in full, without the written approval of UL Verification Services Inc.

2TX Antenna 6 + Antenna 5 OFDMA MODE (FCC): 26 Tones, RU Index 17

Test Engineer:	23560
Test Date:	2/8/21

Antenna Gain and Limits

Channel	Frequency (MHz)	Directional Gain for Power (dBi)	Directional Gain for PSD (dBi)	Power Limit (dBm)	PSD Limit (dBm/ 1MHz)
Low	5190	-2.63	0.37	24.00	11.00
High	5230	-2.63	0.37	24.00	11.00

Duty Cycle CF (dB)	0.00	**Included in Calculations of Corr'd PSD**

Output Power Results

Channel	Frequency (MHz)	Antenna 6 Meas Power (dBm)	Antenna 5 Meas Power (dBm)	Total Corr'd Power (dBm)	Power Limit (dBm)	Power Margin (dB)
Low	5190	8.64	8.67	11.67	24.00	-12.33
High	5230	8.75	8.72	11.75	24.00	-12.25

PSD Results

Channel	Frequency (MHz)	Antenna 6 Meas PSD (dBm/1MHz)	Antenna 5 Meas PSD (dBm/1MHz)	Total Corr'd PSD (dBm/1MHz)	PSD Limit (dBm/ 1MHz)	PSD Margin (dB)
Low	5190	6.475	6.463	9.479	11.00	-1.521
High	5230	6.912	6.752	9.843	11.00	-1.157

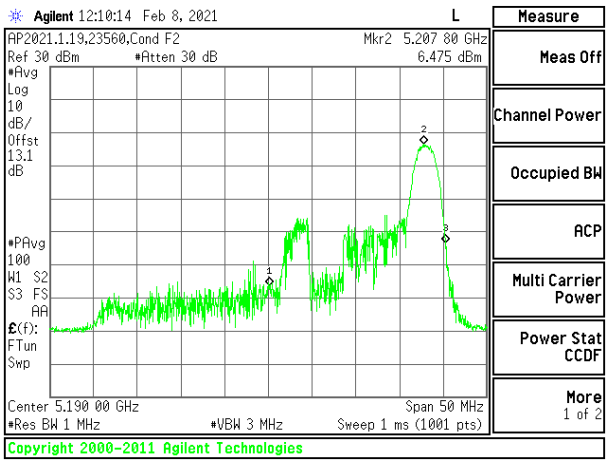

LOW CHANNEL [ANT 6]

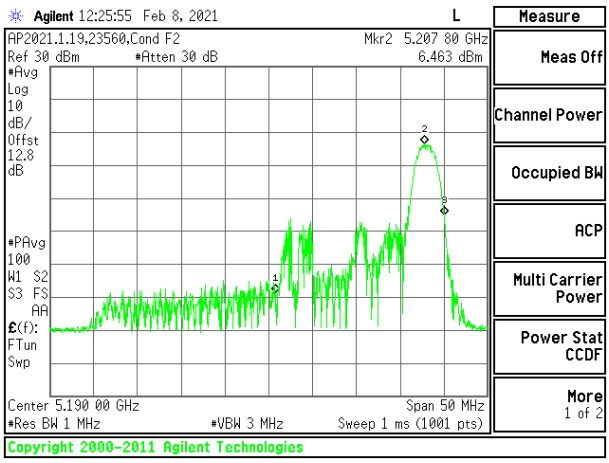

LOW CHANNEL [ANT 5]

UL VERIFICATION SERVICES INC.
47173 Benicia Street, Fremont, CA 94538; USA TEL:(510) 319-4000 FAX:(510) 661-0888

This report shall not be reproduced except in full, without the written approval of UL Verification Services Inc.

2TX Antenna 6 + Antenna 5 OFDMA MODE (FCC): SU Mode

Test Engineer:	23560
Test Date:	7/22/21

Antenna Gain and Limits

Channel	Frequency (MHz)	Directional Gain for Power (dBi)	Directional Gain for PSD (dBi)	Power Limit (dBm)	PSD Limit (dBm/ 1MHz)
Low	5190	-2.63	0.37	24.00	11.00
High	5230	-2.63	0.37	24.00	11.00

Duty Cycle CF (dB)	0.00	**Included in Calculations of Corr'd PSD**

Output Power Results

Channel	Frequency (MHz)	Antenna 6 Meas Power (dBm)	Antenna 5 Meas Power (dBm)	Total Corr'd Power (dBm)	Power Limit (dBm)	Power Margin (dB)
Low	5190	15.68	15.70	18.70	24.00	-5.30
High	5230	19.21	19.23	22.23	24.00	-1.77

PSD Results

Channel	Frequency (MHz)	Antenna 6 Meas PSD (dBm/1MHz)	Antenna 5 Meas PSD (dBm/1MHz)	Total Corr'd PSD (dBm/1MHz)	PSD Limit (dBm/ 1MHz)	PSD Margin (dB)
Low	5190	1.714	1.794	4.764	11.00	-6.236
High	5230	5.638	5.746	8.703	11.00	-2.297

LOW CHANNEL [ANT 6]

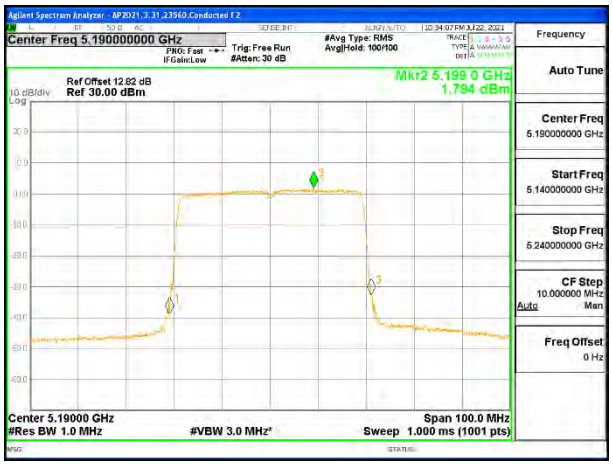

LOW CHANNEL [ANT 5]

UL VERIFICATION SERVICES INC.
47173 Benicia Street, Fremont, CA 94538; USA TEL:(510) 319-4000 FAX:(510) 661-0888

This report shall not be reproduced except in full, without the written approval of UL Verification Services Inc.

9.4.6. 802.11ax HE80 MODE IN THE 5.2 GHz BAND

1TX Antenna 6 MODE (FCC): 26 Tones, RU Index 0

Test Engineer:	23560
Test Date:	5/26/21

Antenna Gain and Limits

Channel	Frequency (MHz)	Directional Gain for Power (dBi)	Power Limit (dBm)	PSD Limit (dBm/ 1MHz)
Mid	5210	-3.10	24.00	11.00

Duty Cycle CF (dB)	0.00	**Included in Calculations of Corr'd PSD**

Output Power Results

Channel	Frequency (MHz)	Antenna 6 Meas Power (dBm)	Total Corr'd Power (dBm)	Power Limit (dBm)	Power Margin (dB)
Mid	5210	10.76	10.76	24.00	-13.24

PSD Results

Channel	Frequency (MHz)	Antenna 6 Meas PSD (dBm/1MHz)	Total Corr'd PSD (dBm/1MHz)	PSD Limit (dBm/ 1MHz)	PSD Margin (dB)
Mid	5210	9.457	9.457	11.00	-1.543

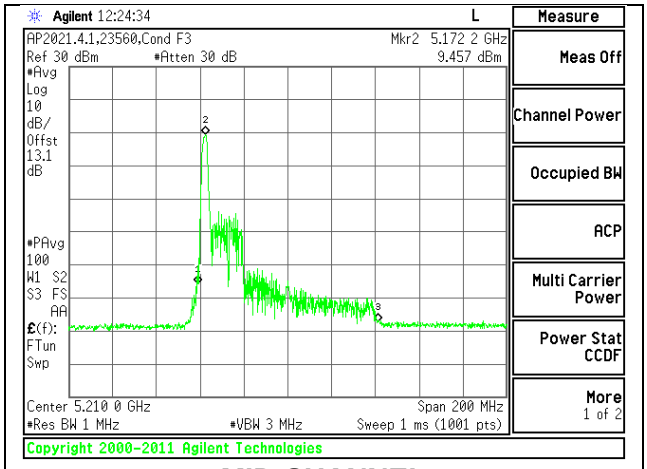

MID CHANNEL

UL VERIFICATION SERVICES INC.
47173 Benicia Street, Fremont, CA 94538; USA TEL:(510) 319-4000 FAX:(510) 661-0888

This report shall not be reproduced except in full, without the written approval of UL Verification Services Inc.

1TX Antenna 6 MODE (FCC): 26 Tones, RU Index 18

Test Engineer:	23560
Test Date:	5/26/21

Antenna Gain and Limits

Channel	Frequency (MHz)	Directional Gain for Power (dBi)	Power Limit (dBm)	PSD Limit (dBm/ 1MHz)
Mid	5210	-3.10	24.00	11.00

Duty Cycle CF (dB)	0.00	**Included in Calculations of Corr'd PSD**

Output Power Results

Channel	Frequency (MHz)	Antenna 6 Meas Power (dBm)	Total Corr'd Power (dBm)	Power Limit (dBm)	Power Margin (dB)
Mid	5210	10.72	10.72	24.00	-13.28

PSD Results

Channel	Frequency (MHz)	Antenna 6 Meas PSD (dBm/1MHz)	Total Corr'd PSD (dBm/1MHz)	PSD Limit (dBm/ 1MHz)	PSD Margin (dB)
Mid	5210	8.333	8.333	11.00	-2.667

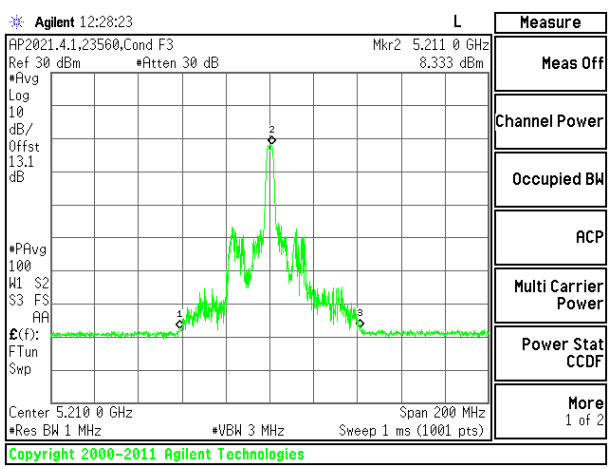

MID CHANNEL

UL VERIFICATION SERVICES INC.
47173 Benicia Street, Fremont, CA 94538; USA TEL:(510) 319-4000 FAX:(510) 661-0888

This report shall not be reproduced except in full, without the written approval of UL Verification Services Inc.

1TX Antenna 6 MODE (FCC): 26 Tones, RU Index 36

Test Engineer:	23560
Test Date:	5/26/21

Antenna Gain and Limits

Channel	Frequency (MHz)	Directional Gain for Power (dBi)	Power Limit (dBm)	PSD Limit (dBm/ 1MHz)
Mid	5210	-3.10	24.00	11.00

Duty Cycle CF (dB)	0.00	**Included in Calculations of Corr'd PSD**

Output Power Results

Channel	Frequency (MHz)	Antenna 6 Meas Power (dBm)	Total Corr'd Power (dBm)	Power Limit (dBm)	Power Margin (dB)
Mid	5210	10.72	10.72	24.00	-13.28

PSD Results

Channel	Frequency (MHz)	Antenna 6 Meas PSD (dBm/1MHz)	Total Corr'd PSD (dBm/1MHz)	PSD Limit (dBm/ 1MHz)	PSD Margin (dB)
Mid	5210	9.512	9.512	11.00	-1.488

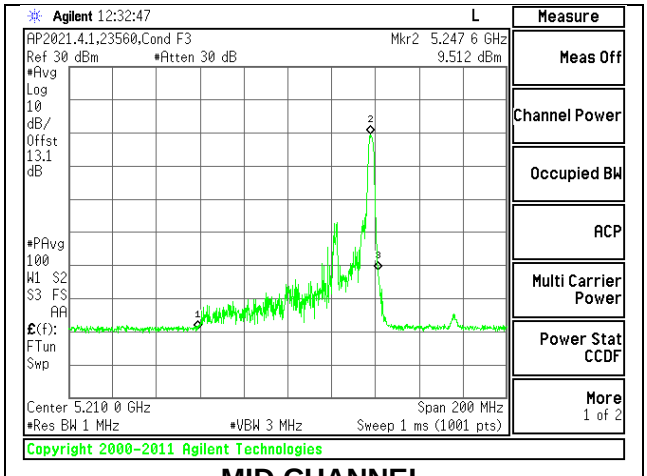

MID CHANNEL

UL VERIFICATION SERVICES INC.
47173 Benicia Street, Fremont, CA 94538; USA TEL:(510) 319-4000 FAX:(510) 661-0888

This report shall not be reproduced except in full, without the written approval of UL Verification Services Inc.

1TX Antenna 6 MODE (FCC): SU Mode

Test Engineer:	23560
Test Date:	7/23/21

Antenna Gain and Limits

Channel	Frequency (MHz)	Directional Gain for Power (dBi)	Power Limit (dBm)	PSD Limit (dBm/ 1MHz)
Mid	5210	-3.10	24.00	11.00

Duty Cycle CF (dB)	0.00	**Included in Calculations of Corr'd PSD**

Output Power Results

Channel	Frequency (MHz)	Antenna 6 Meas Power (dBm)	Total Corr'd Power (dBm)	Power Limit (dBm)	Power Margin (dB)
Mid	5210	16.20	16.20	24.00	-7.80

PSD Results

Channel	Frequency (MHz)	Antenna 6 Meas PSD (dBm/1MHz)	Total Corr'd PSD (dBm/1MHz)	PSD Limit (dBm/ 1MHz)	PSD Margin (dB)
Mid	5210	-0.742	-0.742	11.00	-11.742

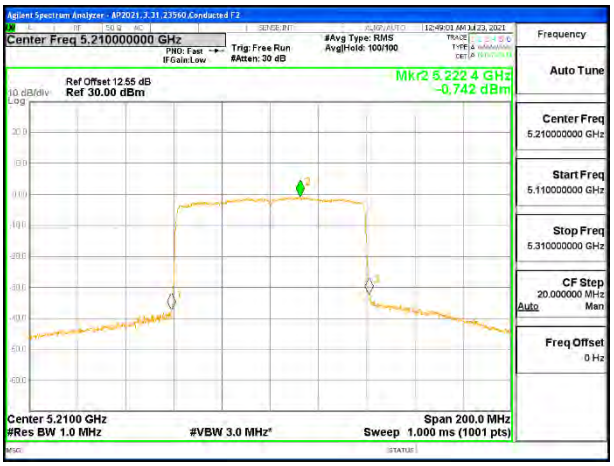

MID CHANNEL

UL VERIFICATION SERVICES INC.
47173 Benicia Street, Fremont, CA 94538; USA TEL:(510) 319-4000 FAX:(510) 661-0888

This report shall not be reproduced except in full, without the written approval of UL Verification Services Inc.

1TX Antenna 5 MODE (FCC): 26 Tones, RU Index 0

Test Engineer:	23560
Test Date:	5/26/21

Antenna Gain and Limits

Channel	Frequency (MHz)	Directional Gain for Power (dBi)	Power Limit (dBm)	PSD Limit (dBm/ 1MHz)
Mid	5210	-2.20	24.00	11.00

Duty Cycle CF (dB)	0.00	**Included in Calculations of Corr'd PSD**

Output Power Results

Channel	Frequency (MHz)	Antenna 5 Meas Power (dBm)	Total Corr'd Power (dBm)	Power Limit (dBm)	Power Margin (dB)
High	5230	10.74	10.74	24.00	-13.26

PSD Results

Channel	Frequency (MHz)	Antenna 5 Meas PSD (dBm/1MHz)	Total Corr'd PSD (dBm/1MHz)	PSD Limit (dBm/ 1MHz)	PSD Margin (dB)
Mid	5210	9.548	9.548	11.00	-1.452

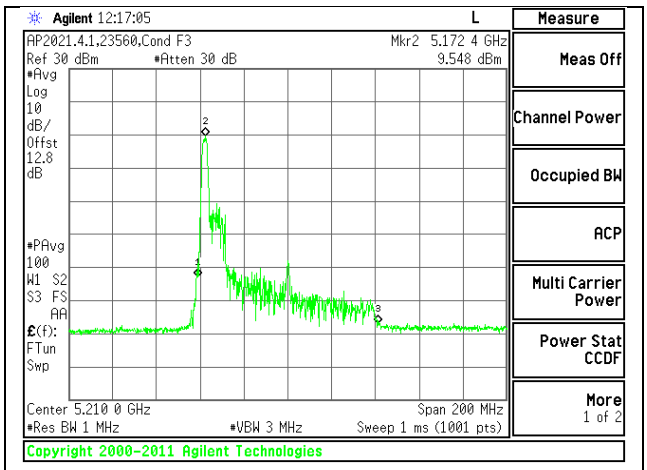

MID CHANNEL

UL VERIFICATION SERVICES INC.
47173 Benicia Street, Fremont, CA 94538; USA TEL:(510) 319-4000 FAX:(510) 661-0888

This report shall not be reproduced except in full, without the written approval of UL Verification Services Inc.

1TX Antenna 5 MODE (FCC): 26 Tones, RU Index 18

Test Engineer:	23560
Test Date:	5/26/21

Antenna Gain and Limits

Channel	Frequency (MHz)	Directional Gain for Power (dBi)	Power Limit (dBm)	PSD Limit (dBm/ 1MHz)
Mid	5210	-2.20	24.00	11.00

Duty Cycle CF (dB)	0.00	**Included in Calculations of Corr'd PSD**

Output Power Results

Channel	Frequency (MHz)	Antenna 5 Meas Power (dBm)	Total Corr'd Power (dBm)	Power Limit (dBm)	Power Margin (dB)
Mid	5210	10.70	10.70	24.00	-13.30

PSD Results

Channel	Frequency (MHz)	Antenna 5 Meas PSD (dBm/1MHz)	Total Corr'd PSD (dBm/1MHz)	PSD Limit (dBm/ 1MHz)	PSD Margin (dB)
Mid	5210	8.603	8.603	11.00	-2.397

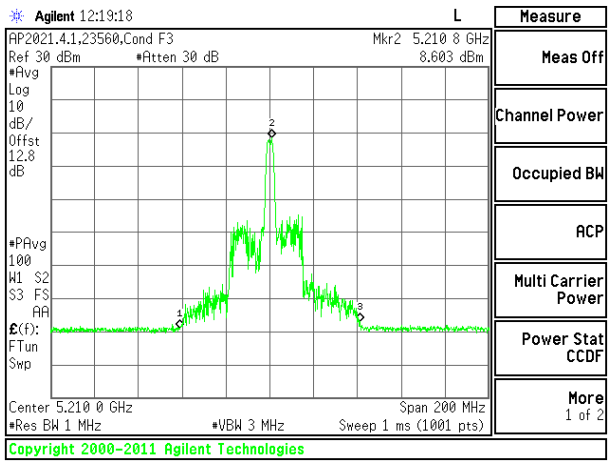

MID CHANNEL

UL VERIFICATION SERVICES INC.
47173 Benicia Street, Fremont, CA 94538; USA TEL:(510) 319-4000 FAX:(510) 661-0888

This report shall not be reproduced except in full, without the written approval of UL Verification Services Inc.

1TX Antenna 5 MODE (FCC): 26 Tones, RU Index 36

Test Engineer:	23560
Test Date:	5/26/21

Antenna Gain and Limits

Channel	Frequency (MHz)	Directional Gain for Power (dBi)	Power Limit (dBm)	PSD Limit (dBm/ 1MHz)
Mid	5210	-2.20	24.00	11.00

Duty Cycle CF (dB)	0.00	**Included in Calculations of Corr'd PSD**

Output Power Results

Channel	Frequency (MHz)	Antenna 5 Meas Power (dBm)	Total Corr'd Power (dBm)	Power Limit (dBm)	Power Margin (dB)
Mid	5210	10.73	10.73	24.00	-13.27

PSD Results

Channel	Frequency (MHz)	Antenna 5 Meas PSD (dBm/1MHz)	Total Corr'd PSD (dBm/1MHz)	PSD Limit (dBm/ 1MHz)	PSD Margin (dB)
Mid	5210	9.689	9.689	11.00	-1.311

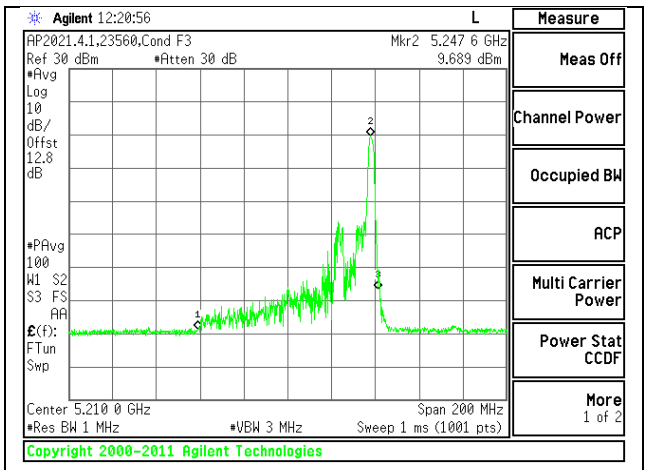

MID CHANNEL

UL VERIFICATION SERVICES INC.
47173 Benicia Street, Fremont, CA 94538; USA TEL:(510) 319-4000 FAX:(510) 661-0888

This report shall not be reproduced except in full, without the written approval of UL Verification Services Inc.

1TX Antenna 5 MODE (FCC): SU Mode

Test Engineer:	20773
Test Date:	4/10/21

Antenna Gain and Limits

Channel	Frequency (MHz)	Directional Gain for Power (dBi)	Power Limit (dBm)	PSD Limit (dBm/ 1MHz)
Mid	5210	-2.20	24.00	11.00

Duty Cycle CF (dB)	0.00	**Included in Calculations of Corr'd PSD**

Output Power Results

Channel	Frequency (MHz)	Antenna 5 Meas Power (dBm)	Total Corr'd Power (dBm)	Power Limit (dBm)	Power Margin (dB)
Mid	5210	16.22	16.22	24.00	-7.78

PSD Results

Channel	Frequency (MHz)	Antenna 5 Meas PSD (dBm/1MHz)	Total Corr'd PSD (dBm/1MHz)	PSD Limit (dBm/ 1MHz)	PSD Margin (dB)
Mid	5210	-0.761	-0.761	11.00	-11.761

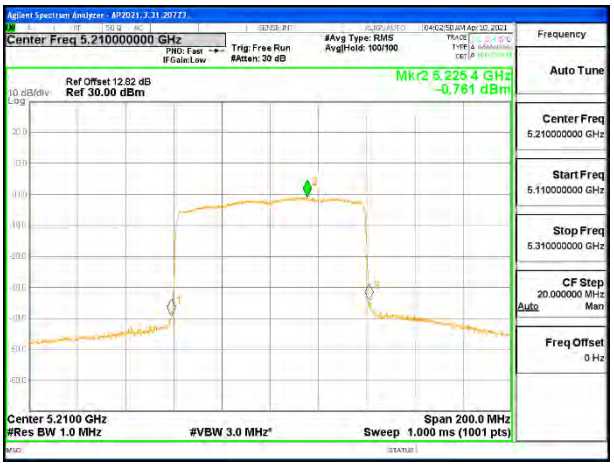

MID CHANNEL

UL VERIFICATION SERVICES INC.
47173 Benicia Street, Fremont, CA 94538; USA TEL:(510) 319-4000 FAX:(510) 661-0888

This report shall not be reproduced except in full, without the written approval of UL Verification Services Inc.

2TX Antenna 6 + Antenna 5 OFDMA MODE (FCC): 26 Tones, RU Index 0

Test Engineer:	20773
Test Date:	4/9/21

Antenna Gain and Limits

Channel	Frequency (MHz)	Directional Gain for Power (dBi)	Directional Gain for PSD (dBi)	Power Limit (dBm)	PSD Limit (dBm/1MHz)
Mid	5210	-2.63	0.37	24.00	11.00

Duty Cycle CF (dB)	0.00	**Included in Calculations of Corr'd PSD**

Output Power Results

Channel	Frequency (MHz)	Antenna 6 Meas Power (dBm)	Antenna 5 Meas Power (dBm)	Total Corr'd Power (dBm)	Power Limit (dBm)	Power Margin (dB)
Mid	5210	8.75	8.74	11.76	24.00	-12.24

PSD Results

Channel	Frequency (MHz)	Antenna 6 Meas PSD (dBm/1MHz)	Antenna 5 Meas PSD (dBm/1MHz)	Total Corr'd PSD (dBm/ 1MHz)	PSD Limit (dBm/ 1MHz)	PSD Margin (dB)
Mid	5210	6.478	6.428	9.463	11.00	-1.537

MID CHANNEL [ANT 6]

MID CHANNEL [ANT 5]

UL VERIFICATION SERVICES INC.
47173 Benicia Street, Fremont, CA 94538; USA TEL:(510) 319-4000 FAX:(510) 661-0888

This report shall not be reproduced except in full, without the written approval of UL Verification Services Inc.

2TX Antenna 6 + Antenna 5 OFDMA MODE (FCC): 26 Tones, RU Index 18

Test Engineer:	20773
Test Date:	4/9/21

Antenna Gain and Limits

Channel	Frequency (MHz)	Directional Gain for Power (dBi)	Directional Gain for PSD (dBi)	Power Limit (dBm)	PSD Limit (dBm/1MHz)
Mid	5210	-2.63	0.37	24.00	11.00

Duty Cycle CF (dB)	0.00	**Included in Calculations of Corr'd PSD**

Output Power Results

Channel	Frequency (MHz)	Antenna 6 Meas Power (dBm)	Antenna 5 Meas Power (dBm)	Total Corr'd Power (dBm)	Power Limit (dBm)	Power Margin (dB)
Mid	5210	8.65	8.67	11.67	24.00	-12.33

PSD Results

Channel	Frequency (MHz)	Antenna 6 Meas PSD (dBm/1MHz)	Antenna 5 Meas PSD (dBm/1MHz)	Total Corr'd PSD (dBm/ 1MHz)	PSD Limit (dBm/ 1MHz)	PSD Margin (dB)
Mid	5210	4.839	4.845	7.852	11.00	-3.148

MID CHANNEL [ANT 6]

MID CHANNEL [ANT 5]

UL VERIFICATION SERVICES INC.
47173 Benicia Street, Fremont, CA 94538; USA TEL:(510) 319-4000 FAX:(510) 661-0888

This report shall not be reproduced except in full, without the written approval of UL Verification Services Inc.

2TX Antenna 6 + Antenna 5 OFDMA MODE (FCC): 26 Tones, RU Index 36

Test Engineer:	20773
Test Date:	4/9/21

Antenna Gain and Limits

Channel	Frequency (MHz)	Directional Gain for Power (dBi)	Directional Gain for PSD (dBi)	Power Limit (dBm)	PSD Limit (dBm/1MHz)
Mid	5210	-2.63	0.37	24.00	11.00

Duty Cycle CF (dB)	0.00	**Included in Calculations of Corr'd PSD**

Output Power Results

Channel	Frequency (MHz)	Antenna 6 Meas Power (dBm)	Antenna 5 Meas Power (dBm)	Total Corr'd Power (dBm)	Power Limit (dBm)	Power Margin (dB)
Mid	5210	8.69	8.69	11.70	24.00	-12.30

PSD Results

Channel	Frequency (MHz)	Antenna 6 Meas PSD (dBm/1MHz)	Antenna 5 Meas PSD (dBm/1MHz)	Total Corr'd PSD (dBm/ 1MHz)	PSD Limit (dBm/ 1MHz)	PSD Margin (dB)
Mid	5210	6.197	6.164	9.191	11.00	-1.809

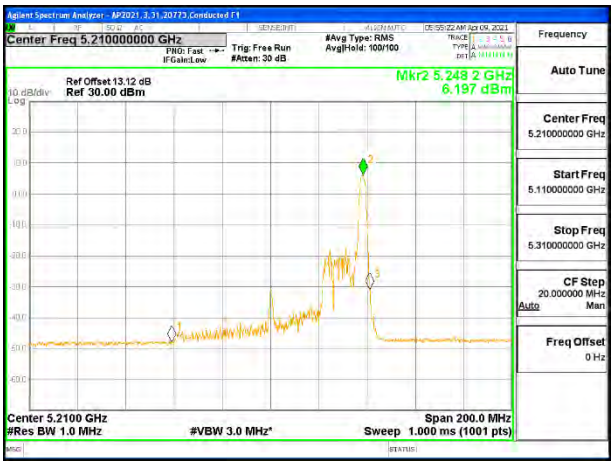

MID CHANNEL [ANT 6]

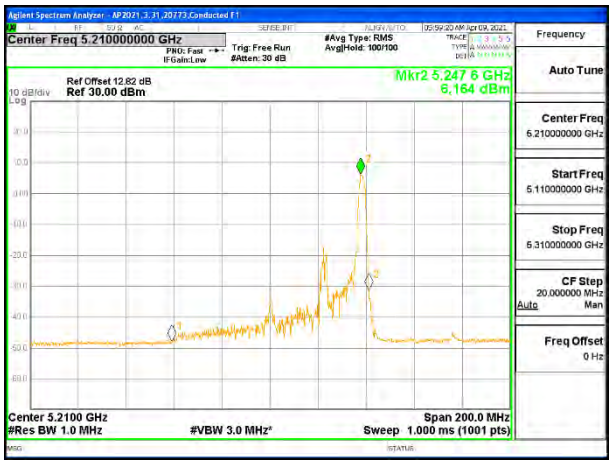

MID CHANNEL [ANT 5]

UL VERIFICATION SERVICES INC.
47173 Benicia Street, Fremont, CA 94538; USA TEL:(510) 319-4000 FAX:(510) 661-0888

This report shall not be reproduced except in full, without the written approval of UL Verification Services Inc.

2TX Antenna 6 + Antenna 5 OFDMA MODE (FCC): SU Mode

Test Engineer:	23560
Test Date:	7/23/21

Antenna Gain and Limits

Channel	Frequency (MHz)	Directional Gain for Power (dBi)	Directional Gain for PSD (dBi)	Power Limit (dBm)	PSD Limit (dBm/1MHz)
Mid	5210	-2.63	0.37	24.00	11.00

Duty Cycle CF (dB)	0.00	**Included in Calculations of Corr'd PSD**

Output Power Results

Channel	Frequency (MHz)	Antenna 6 Meas Power (dBm)	Antenna 5 Meas Power (dBm)	Total Corr'd Power (dBm)	Power Limit (dBm)	Power Margin (dB)
Mid	5210	15.74	15.72	18.74	24.00	-5.26

PSD Results

Channel	Frequency (MHz)	Antenna 6 Meas PSD (dBm/1MHz)	Antenna 5 Meas PSD (dBm/1MHz)	Total Corr'd PSD (dBm/ 1MHz)	PSD Limit (dBm/ 1MHz)	PSD Margin (dB)
Mid	5210	-1.024	-1.001	1.998	11.00	-9.002

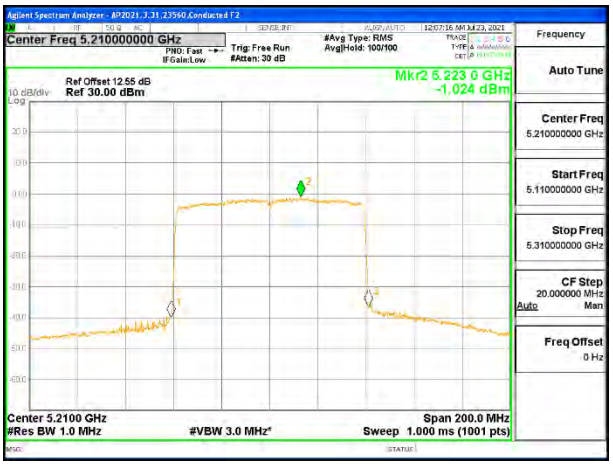

MID CHANNEL [ANT 6]

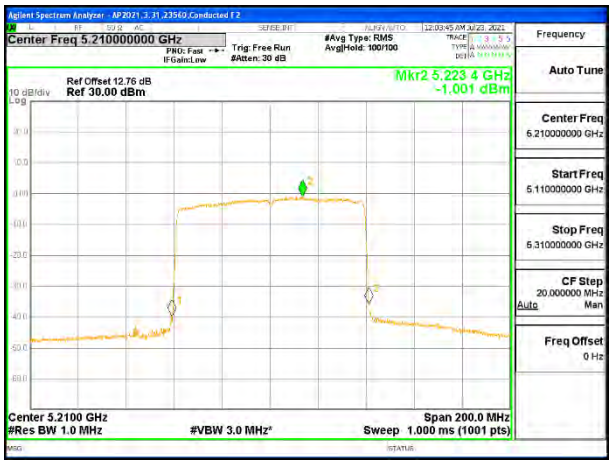

MID CHANNEL [ANT 5]

UL VERIFICATION SERVICES INC.
47173 Benicia Street, Fremont, CA 94538; USA TEL:(510) 319-4000 FAX:(510) 661-0888

This report shall not be reproduced except in full, without the written approval of UL Verification Services Inc.

9.4.7. 802.11n HT20 MODE IN THE 5.3 GHz BAND

1TX Antenna 6 MODE (FCC)

Test Engineer:	23560
Test Date:	1/28/21

Bandwidth, Antenna Gain, and Limits

Channel	Frequency (MHz)	Min 26dB BW (MHz)	Directional Gain (dBi)	Power Limit (dBm)	PSD Limit (dBm/1MHz)
Low	5260	21.214	-2.30	24.00	11.00
Mid	5300	21.186	-2.30	24.00	11.00
High	5320	21.458	-2.30	24.00	11.00

Duty Cycle CF (dB)	0.00	**Included in Calculations of Corr'd PSD**

Output Power Results

Channel	Frequency (MHz)	Antenna 6 Meas Power (dBm)	Total Corr'd Power (dBm)	Power Limit (dBm)	Power Margin (dB)
Low	5260	19.69	19.69	24.00	-4.31
Mid	5300	19.71	19.71	24.00	-4.29
High	5320	18.74	18.74	24.00	-5.26

PSD Results

Channel	Frequency (MHz)	Antenna 6 Meas PSD (dBm/1MHz)	Total Corr'd PSD (dBm/1MHz)	PSD Limit (dBm/1MHz)	PSD Margin (dB)
Low	5260	9.982	9.982	11.00	-1.018
Mid	5300	10.198	10.198	11.00	-0.802
High	5320	9.227	9.227	11.00	-1.773

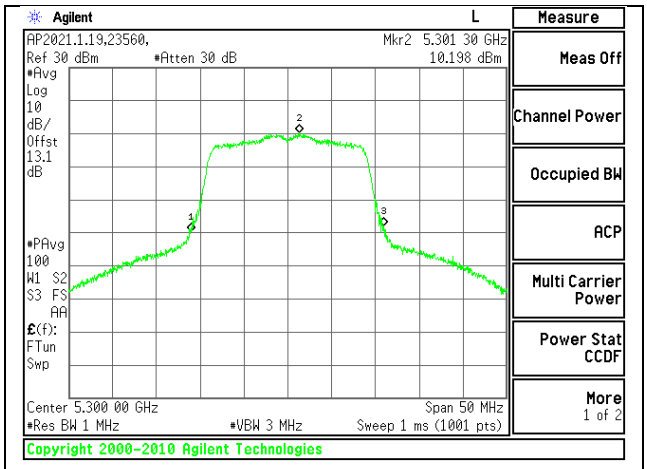

MID CHANNEL

UL VERIFICATION SERVICES INC.
47173 Benicia Street, Fremont, CA 94538; USA TEL:(510) 319-4000 FAX:(510) 661-0888

This report shall not be reproduced except in full, without the written approval of UL Verification Services Inc.

1TX Antenna 5 MODE (FCC)

Test Engineer:	23560
Test Date:	1/28/21

Bandwidth, Antenna Gain, and Limits

Channel	Frequency (MHz)	Min 26dB BW (MHz)	Directional Gain (dBi)	Power Limit (dBm)	PSD Limit (dBm/1MHz)
Low	5260	21.388	-1.80	24.00	11.00
Mid	5300	21.325	-1.80	24.00	11.00
High	5320	21.414	-1.80	24.00	11.00

Duty Cycle CF (dB)	0.00	**Included in Calculations of Corr'd PSD**

Output Power Results

Channel	Frequency (MHz)	Antenna 5 Meas Power (dBm)	Total Corr'd Power (dBm)	Power Limit (dBm)	Power Margin (dB)
Low	5260	19.67	19.67	24.00	-4.33
Mid	5300	19.70	19.70	24.00	-4.30
High	5320	18.70	18.70	24.00	-5.30

PSD Results

Channel	Frequency (MHz)	Antenna 5 Meas PSD (dBm/1MHz)	Total Corr'd PSD (dBm/1MHz)	PSD Limit (dBm/1MHz)	PSD Margin (dB)
Low	5260	9.750	9.750	11.00	-1.250
Mid	5300	9.912	9.912	11.00	-1.088
High	5320	8.977	8.977	11.00	-2.023

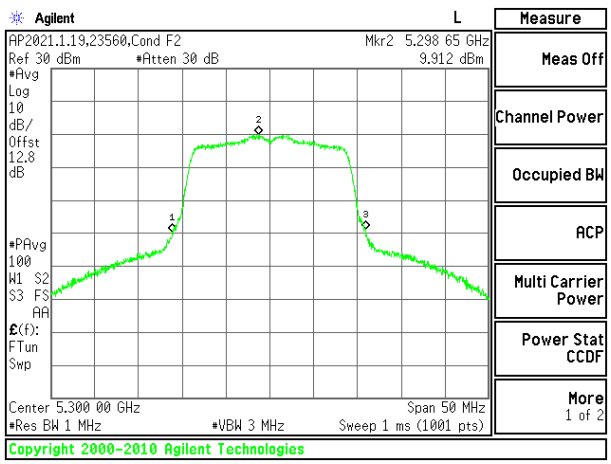

MID CHANNEL

UL VERIFICATION SERVICES INC.
47173 Benicia Street, Fremont, CA 94538; USA TEL:(510) 319-4000 FAX:(510) 661-0888

This report shall not be reproduced except in full, without the written approval of UL Verification Services Inc.

2TX Antenna 6 + Antenna 5 CDD MODE (FCC)

Test Engineer:	23560
Test Date:	1/29/21

Bandwidth, Antenna Gain, and Limits

Channel	Frequency (MHz)	Min 26dB BW (MHz)	Directional Gain for Power (dBi)	Directional Gain for PSD (dBi)	Power Limit (dBm)	PSD Limit (dBm/1MHz)
Low	5260	21.121	-2.04	0.96	24.00	11.00
Mid	5300	21.230	-2.04	0.96	24.00	11.00
High	5320	21.009	-2.04	0.96	24.00	11.00

Duty Cycle CF (dB)	0.10	**Included in Calculations of Corr'd PSD**

Output Power Results

Channel	Frequency (MHz)	Antenna 6 Meas Power (dBm)	Antenna 5 Meas Power (dBm)	Total Corr'd Power (dBm)	Power Limit (dBm)	Power Margin (dB)
Low	5260	16.68	16.63	19.67	24.00	-4.33
Mid	5300	16.70	16.71	19.72	24.00	-4.28
High	5320	16.73	16.70	19.73	24.00	-4.27

PSD Results

Channel	Frequency (MHz)	Antenna 6 Meas PSD (dBm/1MHz)	Antenna 5 Meas PSD (dBm/1MHz)	Total Corr'd PSD (dBm/1MHz)	PSD Limit (dBm/1MHz)	PSD Margin (dB)
Low	5260	6.763	6.758	9.871	11.00	-1.129
Mid	5300	6.819	7.066	10.055	11.00	-0.945
High	5320	6.998	6.711	9.967	11.00	-1.033

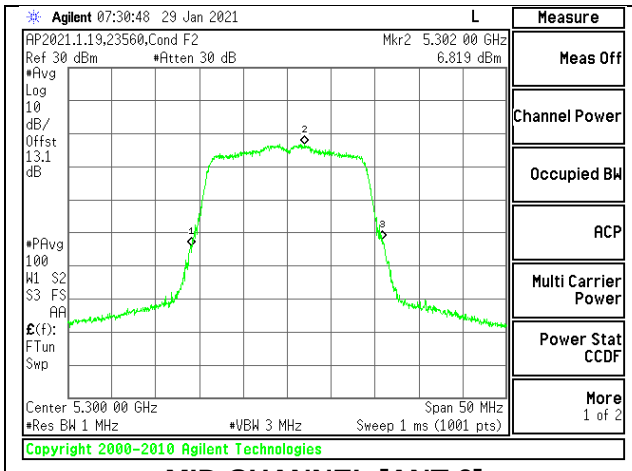

MID CHANNEL [ANT 6]

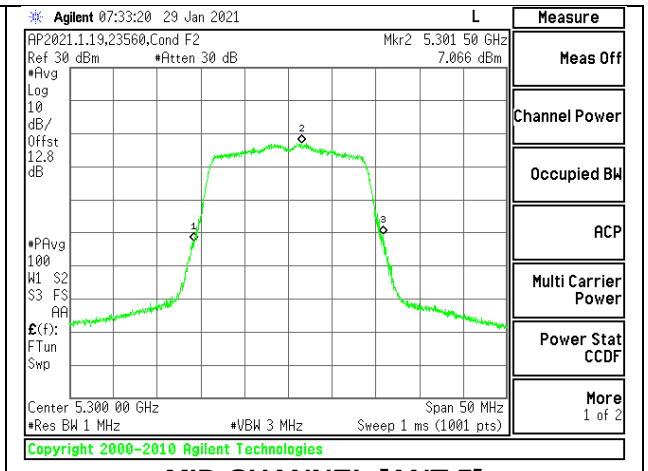

MID CHANNEL [ANT 5]

UL VERIFICATION SERVICES INC.
47173 Benicia Street, Fremont, CA 94538; USA TEL:(510) 319-4000 FAX:(510) 661-0888

This report shall not be reproduced except in full, without the written approval of UL Verification Services Inc.

9.4.8. 802.11n HT40 MODE IN THE 5.3 GHz BAND

1TX Antenna 6 MODE (FCC)

Test Engineer:	23560
Test Date:	1/28/21

Bandwidth, Antenna Gain, and Limits

Channel	Frequency (MHz)	Min 26dB BW (MHz)	Directional Gain (dBi)	Power Limit (dBm)	PSD Limit (dBm/1MHz)
Low	5270	39.548	-2.30	24.00	11.00
High	5310	39.455	-2.30	24.00	11.00

Duty Cycle CF (dB)	0.10	**Included in Calculations of Corr'd PSD**

Output Power Results

Channel	Frequency (MHz)	Antenna 6 Meas Power (dBm)	Total Corr'd Power (dBm)	Power Limit (dBm)	Power Margin (dB)
Low	5270	20.22	20.22	24.00	-3.78
High	5310	17.21	17.21	24.00	-6.79

PSD Results

Channel	Frequency (MHz)	Antenna 6 Meas PSD (dBm/1MHz)	Total Corr'd PSD (dBm/1MHz)	PSD Limit (dBm/1MHz)	PSD Margin (dB)
Low	5270	7.812	7.912	11.00	-3.088
High	5310	4.600	4.700	11.00	-6.300

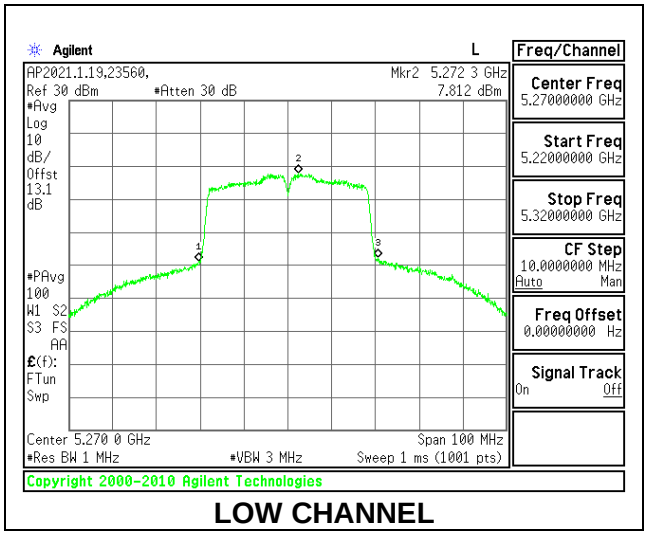

LOW CHANNEL

UL VERIFICATION SERVICES INC.
47173 Benicia Street, Fremont, CA 94538; USA TEL:(510) 319-4000 FAX:(510) 661-0888

This report shall not be reproduced except in full, without the written approval of UL Verification Services Inc.

1TX Antenna 5 MODE (FCC)

Test Engineer:	23560
Test Date:	1/28/21

Bandwidth, Antenna Gain, and Limits

Channel	Frequency (MHz)	Min 26dB BW (MHz)	Directional Gain (dBi)	Power Limit (dBm)	PSD Limit (dBm/1MHz)
Low	5270	39.498	-1.80	24.00	11.00
High	5310	39.424	-1.80	24.00	11.00

Duty Cycle CF (dB)	0.10	**Included in Calculations of Corr'd PSD**

Output Power Results

Channel	Frequency (MHz)	Antenna 5 Meas Power (dBm)	Total Corr'd Power (dBm)	Power Limit (dBm)	Power Margin (dB)
Low	5270	20.26	20.26	24.00	-3.74
High	5310	17.24	17.24	24.00	-6.76

PSD Results

Channel	Frequency (MHz)	Antenna 5 Meas PSD (dBm/1MHz)	Total Corr'd PSD (dBm/1MHz)	PSD Limit (dBm/1MHz)	PSD Margin (dB)
Low	5270	7.909	8.009	11.00	-2.991
High	5310	4.516	4.616	11.00	-6.384

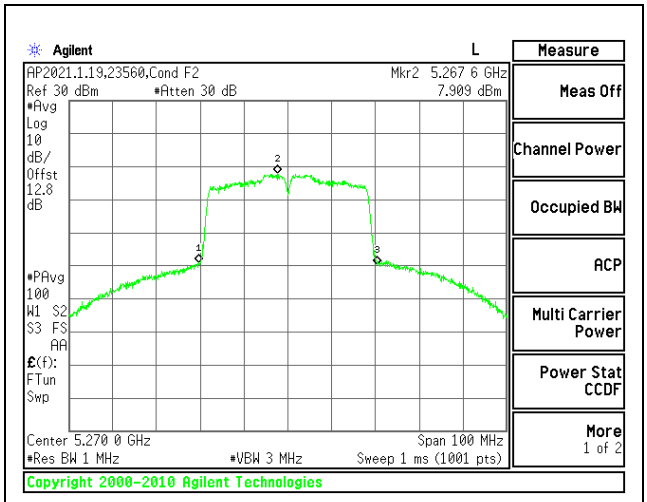

LOW CHANNEL

UL VERIFICATION SERVICES INC.
47173 Benicia Street, Fremont, CA 94538; USA TEL:(510) 319-4000 FAX:(510) 661-0888

This report shall not be reproduced except in full, without the written approval of UL Verification Services Inc.

2TX Antenna 6 + Antenna 5 CDD MODE (FCC)

Test Engineer:	23560
Test Date:	1/29/21

Bandwidth, Antenna Gain, and Limits

Channel	Frequency (MHz)	Min 26dB BW (MHz)	Directional Gain for Power (dBi)	Directional Gain for PSD (dBi)	Power Limit (dBm)	PSD Limit (dBm/1MHz)
Low	5270	38.813	-2.04	0.96	24.00	11.00
High	5310	39.123	-2.04	0.96	24.00	11.00

Duty Cycle CF (dB)	0.18	**Included in Calculations of Corr'd PSD**

Output Power Results

Channel	Frequency (MHz)	Antenna 6 Meas Power (dBm)	Antenna 5 Meas Power (dBm)	Total Corr'd Power (dBm)	Power Limit (dBm)	Power Margin (dB)
Low	5270	19.23	19.20	22.23	24.00	-1.77
High	5310	15.74	15.72	18.74	24.00	-5.26

PSD Results

Channel	Frequency (MHz)	Antenna 6 Meas PSD (dBm/1MHz)	Antenna 5 Meas PSD (dBm/1MHz)	Total Corr'd PSD (dBm/1MHz)	PSD Limit (dBm/1MHz)	PSD Margin (dB)
Low	5270	6.631	6.566	9.789	11.00	-1.211
High	5310	3.247	3.129	6.379	11.00	-4.621

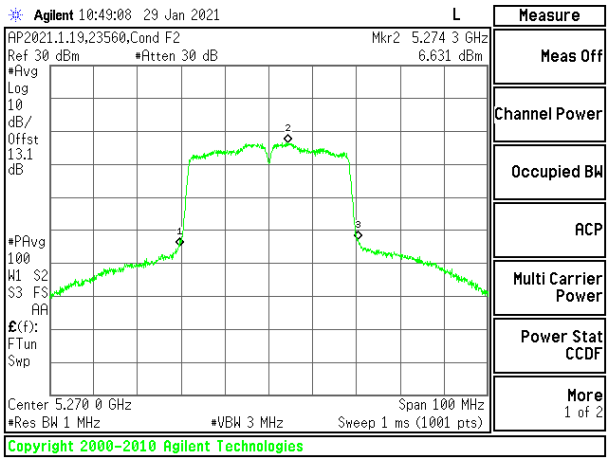

LOW CHANNEL [ANT 6]

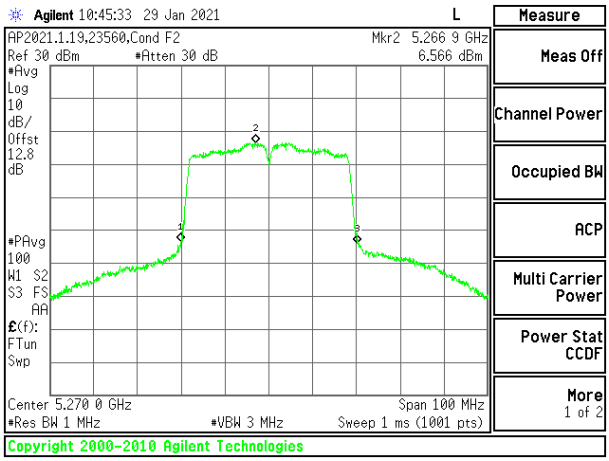

LOW CHANNEL [ANT 5]

UL VERIFICATION SERVICES INC.
47173 Benicia Street, Fremont, CA 94538; USA TEL:(510) 319-4000 FAX:(510) 661-0888

This report shall not be reproduced except in full, without the written approval of UL Verification Services Inc.

9.4.9. 802.11ac VHT80 MODE IN THE 5.3 GHz BAND

1TX Antenna 6 MODE (FCC)

Test Engineer:	19480
Test Date:	5/25/21

Bandwidth, Antenna Gain, and Limits

Channel	Frequency (MHz)	Min 26dB BW (MHz)	Directional Gain (dBi)	Power Limit (dBm)	PSD Limit (dBm/1MHz)
Mid	5290	80.763	-2.30	24.00	11.00

Duty Cycle CF (dB)	0.22	**Included in Calculations of Corr'd PSD**

Output Power Results

Channel	Frequency (MHz)	Antenna 6 Meas Power (dBm)	Total Corr'd Power (dBm)	Power Limit (dBm)	Power Margin (dB)
Mid	5290	15.74	15.74	24.00	-8.26

PSD Results

Channel	Frequency (MHz)	Antenna 6 Meas PSD (dBm/1MHz)	Total Corr'd PSD (dBm/1MHz)	PSD Limit (dBm/1MHz)	PSD Margin (dB)
Mid	5290	1.469	1.689	11.00	-9.311

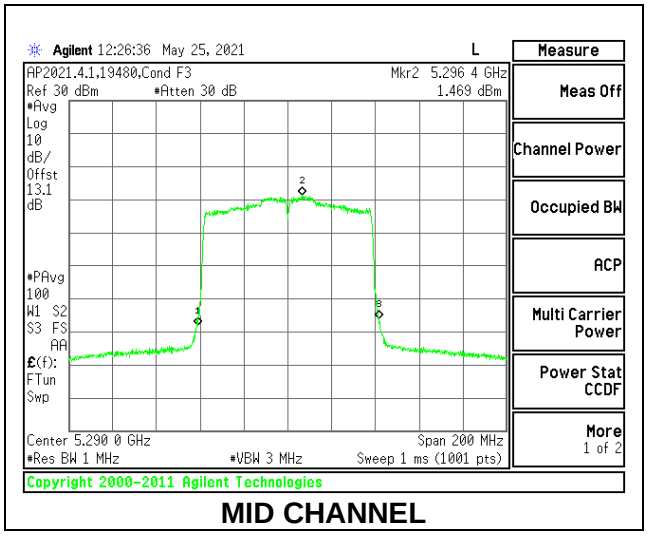

MID CHANNEL

UL VERIFICATION SERVICES INC.
47173 Benicia Street, Fremont, CA 94538; USA TEL:(510) 319-4000 FAX:(510) 661-0888

This report shall not be reproduced except in full, without the written approval of UL Verification Services Inc.

1TX Antenna 5 MODE (FCC)

Test Engineer:	19480
Test Date:	5/25/21

Bandwidth, Antenna Gain, and Limits

Channel	Frequency (MHz)	Min 26dB BW (MHz)	Directional Gain (dBi)	Power Limit (dBm)	PSD Limit (dBm/1MHz)
Mid	5290	80.437	-1.80	24.00	11.00

Duty Cycle CF (dB)	0.22	**Included in Calculations of Corr'd PSD**

Output Power Results

Channel	Frequency (MHz)	Antenna 5 Meas Power (dBm)	Total Corr'd Power (dBm)	Power Limit (dBm)	Power Margin (dB)
Mid	5290	15.71	15.71	24.00	-8.29

PSD Results

Channel	Frequency (MHz)	Antenna 5 Meas PSD (dBm/1MHz)	Total Corr'd PSD (dBm/1MHz)	PSD Limit (dBm/1MHz)	PSD Margin (dB)
Mid	5290	1.115	1.335	11.00	-9.665

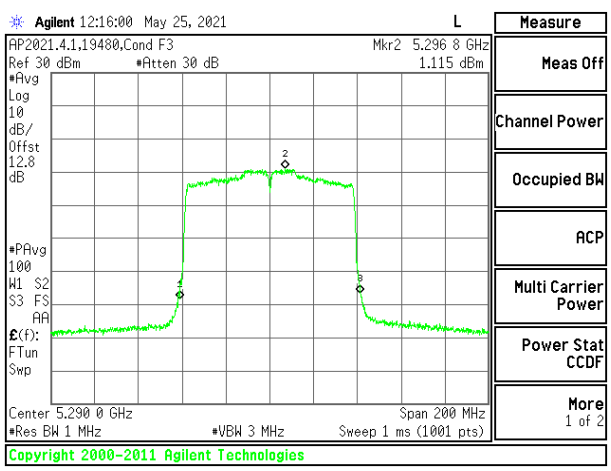

MID CHANNEL

UL VERIFICATION SERVICES INC.
47173 Benicia Street, Fremont, CA 94538; USA TEL:(510) 319-4000 FAX:(510) 661-0888

This report shall not be reproduced except in full, without the written approval of UL Verification Services Inc.

2TX Antenna 6 + Antenna 5 CDD MODE (FCC)

Test Engineer:	19480
Test Date:	5/25/21

Bandwidth, Antenna Gain, and Limits

Channel	Frequency (MHz)	Min 26dB BW (MHz)	Directional Gain for Power (dBi)	Directional Gain for PSD (dBi)	Power Limit (dBm)	PSD Limit (dBm/1MHz)
Mid	5290	79.985	-2.04	0.96	24.00	11.00

Duty Cycle CF (dB)	0.39	**Included in Calculations of Corr'd PSD**

Output Power Results

Channel	Frequency (MHz)	Antenna 6 Meas Power (dBm)	Antenna 5 Meas Power (dBm)	Total Corr'd Power (dBm)	Power Limit (dBm)	Power Margin (dB)
Mid	5290	15.21	15.18	18.21	24.00	-5.79

PSD Results

Channel	Frequency (MHz)	Antenna 6 Meas PSD (dBm/1MHz)	Antenna 5 Meas PSD (dBm/1MHz)	Total Corr'd PSD (dBm/1MHz)	PSD Limit (dBm/1MHz)	PSD Margin (dB)
Mid	5290	-0.259	-0.478	3.033	11.00	-7.967

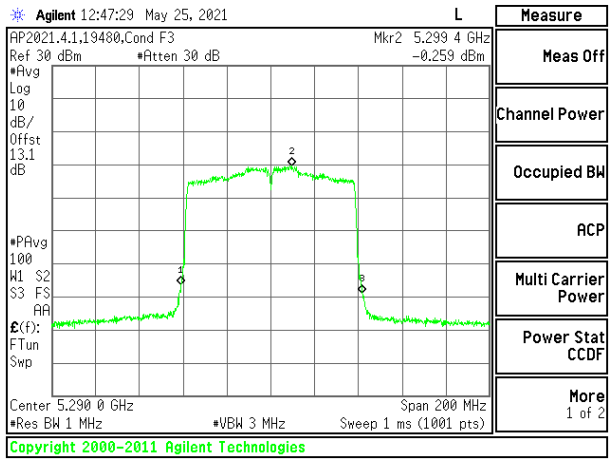

MID CHANNEL [ANT 6]

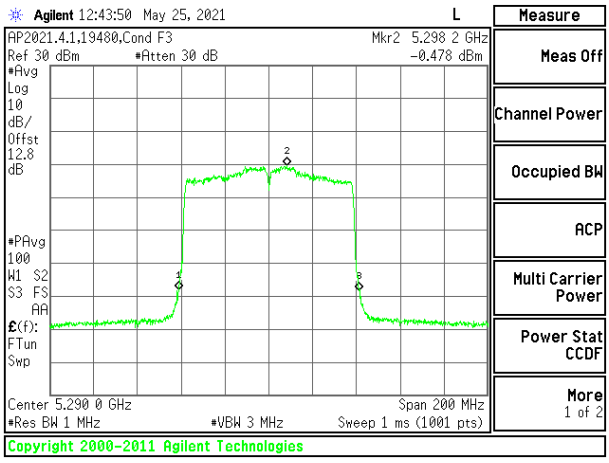

MID CHANNEL [ANT 5]

UL VERIFICATION SERVICES INC.
47173 Benicia Street, Fremont, CA 94538; USA TEL:(510) 319-4000 FAX:(510) 661-0888

This report shall not be reproduced except in full, without the written approval of UL Verification Services Inc.

9.4.10. 802.11ax HE20 MODE IN THE 5.3 GHz BAND

1TX Antenna 6 MODE (FCC): 26 Tones, RU Index 0

Test Engineer:	23560
Test Date:	1/30/21

Bandwidth, Antenna Gain, and Limits

Channel	Frequency (MHz)	Min 26dB BW (MHz)	Directional Gain (dBi)	Power Limit (dBm)	PSD Limit (dBm/1MHz)
Low	5260	20.268	-2.30	24.00	11.00
Mid	5300	20.238	-2.30	24.00	11.00
High	5320	20.169	-2.30	24.00	11.00

Duty Cycle CF (dB)	0.00	**Included in Calculations of Corr'd PSD**

Output Power Results

Channel	Frequency (MHz)	Antenna 6 Meas Power (dBm)	Total Corr'd Power (dBm)	Power Limit (dBm)	Power Margin (dB)
Low	5260	11.74	11.74	24.00	-12.26
Mid	5300	11.70	11.70	24.00	-12.30
High	5320	11.71	11.71	24.00	-12.29

PSD Results

Channel	Frequency (MHz)	Antenna 6 Meas PSD (dBm/1MHz)	Total Corr'd PSD (dBm/1MHz)	PSD Limit (dBm/1MHz)	PSD Margin (dB)
Low	5260	9.779	9.779	11.00	-1.221
Mid	5300	9.472	9.472	11.00	-1.528
High	5320	9.457	9.457	11.00	-1.543

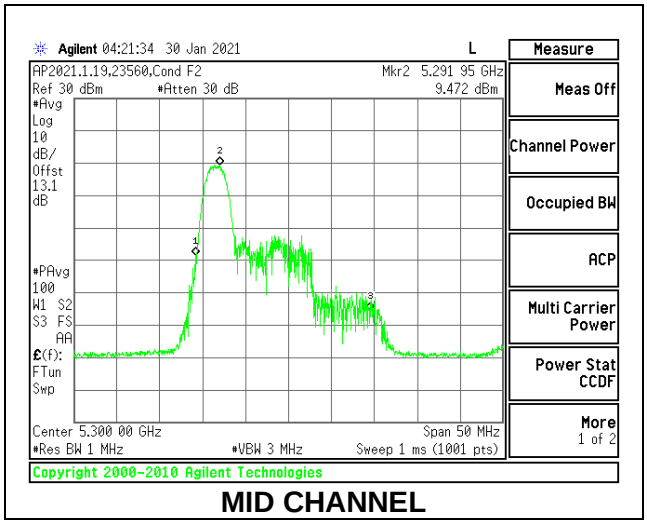

MID CHANNEL

UL VERIFICATION SERVICES INC.
47173 Benicia Street, Fremont, CA 94538; USA TEL:(510) 319-4000 FAX:(510) 661-0888

This report shall not be reproduced except in full, without the written approval of UL Verification Services Inc.

1TX Antenna 6 MODE (FCC): 26 Tones, RU Index 4

Test Engineer:	23560
Test Date:	1/30/21

Bandwidth, Antenna Gain, and Limits

Channel	Frequency (MHz)	Min 26dB BW (MHz)	Directional Gain (dBi)	Power Limit (dBm)	PSD Limit (dBm/1MHz)
Low	5260	19.494	-2.30	23.90	11.00
Mid	5300	19.248	-2.30	23.84	11.00
High	5320	19.577	-2.30	23.92	11.00

Duty Cycle CF (dB)	0.00	**Included in Calculations of Corr'd PSD**

Output Power Results

Channel	Frequency (MHz)	Antenna 6 Meas Power (dBm)	Total Corr'd Power (dBm)	Power Limit (dBm)	Power Margin (dB)
Low	5260	11.73	11.73	23.90	-12.17
Mid	5300	11.71	11.71	23.84	-12.13
High	5320	11.67	11.67	23.92	-12.25

PSD Results

Channel	Frequency (MHz)	Antenna 6 Meas PSD (dBm/1MHz)	Total Corr'd PSD (dBm/1MHz)	PSD Limit (dBm/1MHz)	PSD Margin (dB)
Low	5260	8.751	8.751	11.00	-2.249
Mid	5300	8.711	8.711	11.00	-2.289
High	5320	8.396	8.396	11.00	-2.604

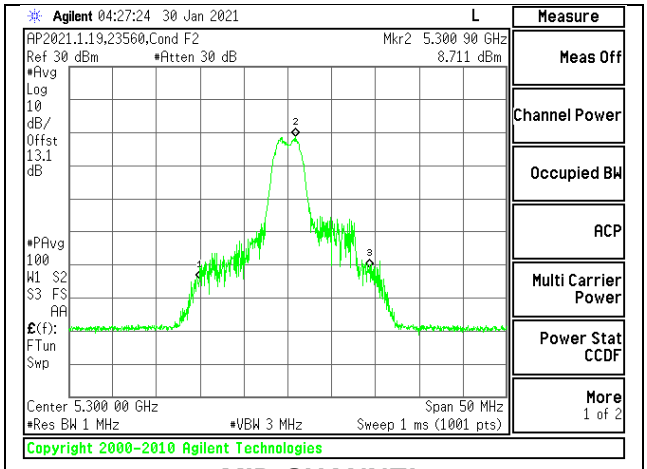

MID CHANNEL

UL VERIFICATION SERVICES INC.
47173 Benicia Street, Fremont, CA 94538; USA TEL:(510) 319-4000 FAX:(510) 661-0888

This report shall not be reproduced except in full, without the written approval of UL Verification Services Inc.

1TX Antenna 6 MODE (FCC): 26 Tones, RU Index 8

Test Engineer:	23560
Test Date:	1/30/21

Bandwidth, Antenna Gain, and Limits

Channel	Frequency (MHz)	Min 26dB BW (MHz)	Directional Gain (dBi)	Power Limit (dBm)	PSD Limit (dBm/1MHz)
Low	5260	20.740	-2.30	24.00	11.00
Mid	5300	20.822	-2.30	24.00	11.00
High	5320	20.875	-2.30	24.00	11.00

Duty Cycle CF (dB)	0.00	**Included in Calculations of Corr'd PSD**

Output Power Results

Channel	Frequency (MHz)	Antenna 6 Meas Power (dBm)	Total Corr'd Power (dBm)	Power Limit (dBm)	Power Margin (dB)
Low	5260	11.70	11.70	24.00	-12.30
Mid	5300	11.71	11.71	24.00	-12.29
High	5320	11.74	11.74	24.00	-12.26

PSD Results

Channel	Frequency (MHz)	Antenna 6 Meas PSD (dBm/1MHz)	Total Corr'd PSD (dBm/1MHz)	PSD Limit (dBm/1MHz)	PSD Margin (dB)
Low	5260	9.364	9.364	11.00	-1.636
Mid	5300	9.444	9.444	11.00	-1.556
High	5320	9.458	9.458	11.00	-1.542

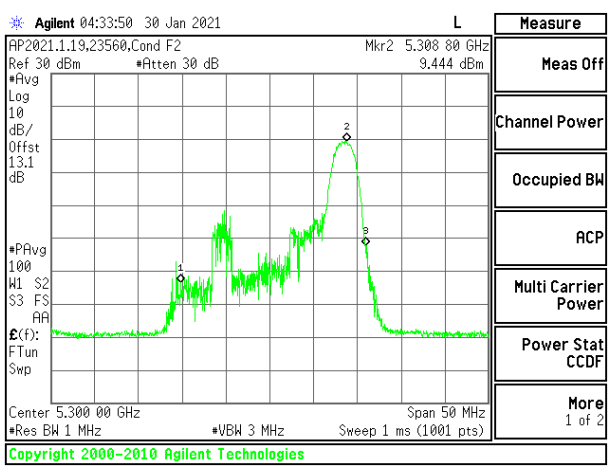

MID CHANNEL

UL VERIFICATION SERVICES INC.
47173 Benicia Street, Fremont, CA 94538; USA TEL:(510) 319-4000 FAX:(510) 661-0888

This report shall not be reproduced except in full, without the written approval of UL Verification Services Inc.

1TX Antenna 6 MODE (FCC): SU Mode

Test Engineer:	23560
Test Date:	1/30/21

Bandwidth, Antenna Gain, and Limits

Channel	Frequency (MHz)	Min 26dB BW (MHz)	Directional Gain (dBi)	Power Limit (dBm)	PSD Limit (dBm/1MHz)
Low	5260	21.466	-2.30	24.00	11.00
Mid	5300	21.608	-2.30	24.00	11.00
High	5320	21.396	-2.30	24.00	11.00

Duty Cycle CF (dB)	0.00	**Included in Calculations of Corr'd PSD**

Output Power Results

Channel	Frequency (MHz)	Antenna 6 Meas Power (dBm)	Total Corr'd Power (dBm)	Power Limit (dBm)	Power Margin (dB)
Low	5260	19.73	19.73	24.00	-4.27
Mid	5300	19.70	19.70	24.00	-4.30
High	5320	18.22	18.22	24.00	-5.78

PSD Results

Channel	Frequency (MHz)	Antenna 6 Meas PSD (dBm/1MHz)	Total Corr'd PSD (dBm/1MHz)	PSD Limit (dBm/1MHz)	PSD Margin (dB)
Low	5260	8.617	8.617	11.00	-2.383
Mid	5300	8.574	8.574	11.00	-2.426
High	5320	6.634	6.634	11.00	-4.366

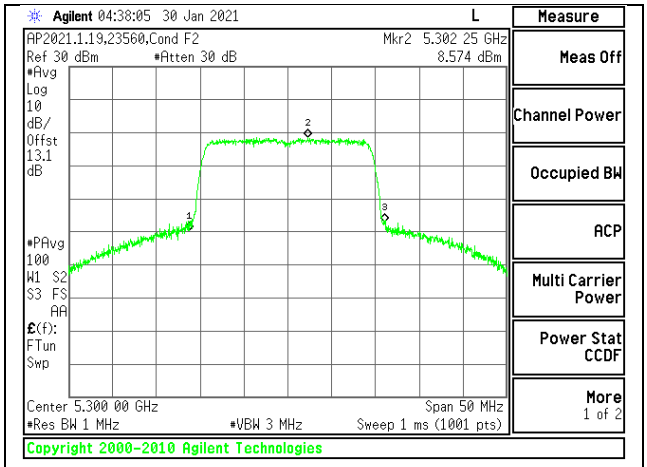

MID CHANNEL

UL VERIFICATION SERVICES INC.
47173 Benicia Street, Fremont, CA 94538; USA TEL:(510) 319-4000 FAX:(510) 661-0888

This report shall not be reproduced except in full, without the written approval of UL Verification Services Inc.

1TX Antenna 5 MODE (FCC): 26 Tones, RU Index 0

Test Engineer:	23560
Test Date:	2/2/21

Bandwidth, Antenna Gain, and Limits

Channel	Frequency (MHz)	Min 26dB BW (MHz)	Directional Gain (dBi)	Power Limit (dBm)	PSD Limit (dBm/1MHz)
Low	5260	20.397	-1.80	24.00	11.00
Mid	5300	20.199	-1.80	24.00	11.00
High	5320	20.319	-1.80	24.00	11.00

Duty Cycle CF (dB)	0.00	**Included in Calculations of Corr'd PSD**

Output Power Results

Channel	Frequency (MHz)	Antenna 5 Meas Power (dBm)	Total Corr'd Power (dBm)	Power Limit (dBm)	Power Margin (dB)
Low	5260	11.73	11.73	24.00	-12.27
Mid	5300	11.69	11.69	24.00	-12.31
High	5320	11.67	11.67	24.00	-12.33

PSD Results

Channel	Frequency (MHz)	Antenna 5 Meas PSD (dBm/1MHz)	Total Corr'd PSD (dBm/1MHz)	PSD Limit (dBm/1MHz)	PSD Margin (dB)
Low	5260	9.826	9.826	11.00	-1.174
Mid	5300	9.579	9.579	11.00	-1.421
High	5320	9.400	9.400	11.00	-1.600

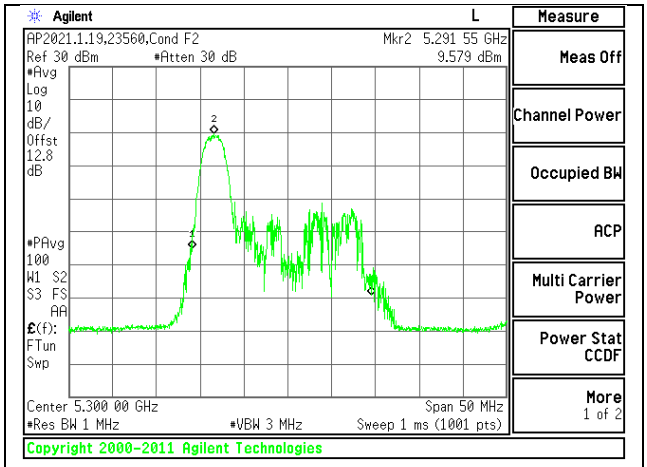

MID CHANNEL

UL VERIFICATION SERVICES INC.
47173 Benicia Street, Fremont, CA 94538; USA TEL:(510) 319-4000 FAX:(510) 661-0888

This report shall not be reproduced except in full, without the written approval of UL Verification Services Inc.

1TX Antenna 5 MODE (FCC): 26 Tones, RU Index 4

Test Engineer:	23560
Test Date:	2/2/21

Bandwidth, Antenna Gain, and Limits

Channel	Frequency (MHz)	Min 26dB BW (MHz)	Directional Gain (dBi)	Power Limit (dBm)	PSD Limit (dBm/1MHz)
Low	5260	19.147	-1.80	23.82	11.00
Mid	5300	19.495	-1.80	23.90	11.00
High	5320	19.502	-1.80	23.90	11.00

Duty Cycle CF (dB)	0.00	**Included in Calculations of Corr'd PSD**

Output Power Results

Channel	Frequency (MHz)	Antenna 5 Meas Power (dBm)	Total Corr'd Power (dBm)	Power Limit (dBm)	Power Margin (dB)
Low	5260	11.73	11.73	23.82	-12.09
Mid	5300	11.70	11.70	23.90	-12.20
High	5320	11.72	11.72	23.90	-12.18

PSD Results

Channel	Frequency (MHz)	Antenna 5 Meas PSD (dBm/1MHz)	Total Corr'd PSD (dBm/1MHz)	PSD Limit (dBm/1MHz)	PSD Margin (dB)
Low	5260	8.571	8.571	11.00	-2.429
Mid	5300	8.471	8.471	11.00	-2.529
High	5320	8.378	8.378	11.00	-2.622

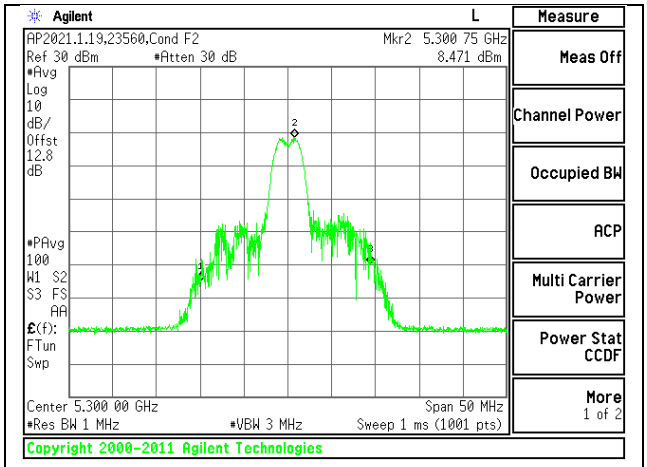

MID CHANNEL

UL VERIFICATION SERVICES INC.
47173 Benicia Street, Fremont, CA 94538; USA TEL:(510) 319-4000 FAX:(510) 661-0888

This report shall not be reproduced except in full, without the written approval of UL Verification Services Inc.

1TX Antenna 5 MODE (FCC): 26 Tones, RU Index 8

Test Engineer:	23560
Test Date:	2/2/21

Bandwidth, Antenna Gain, and Limits

Channel	Frequency (MHz)	Min 26dB BW (MHz)	Directional Gain (dBi)	Power Limit (dBm)	PSD Limit (dBm/1MHz)
Low	5260	20.893	-1.80	24.00	11.00
Mid	5300	20.566	-1.80	24.00	11.00
High	5320	20.715	-1.80	24.00	11.00

Duty Cycle CF (dB)	0.00	**Included in Calculations of Corr'd PSD**

Output Power Results

Channel	Frequency (MHz)	Antenna 5 Meas Power (dBm)	Total Corr'd Power (dBm)	Power Limit (dBm)	Power Margin (dB)
Low	5260	11.73	11.73	24.00	-12.27
Mid	5300	11.70	11.70	24.00	-12.30
High	5320	11.69	11.69	24.00	-12.31

PSD Results

Channel	Frequency (MHz)	Antenna 5 Meas PSD (dBm/1MHz)	Total Corr'd PSD (dBm/1MHz)	PSD Limit (dBm/1MHz)	PSD Margin (dB)
Low	5260	9.384	9.384	11.00	-1.616
Mid	5300	9.674	9.674	11.00	-1.326
High	5320	9.520	9.520	11.00	-1.480

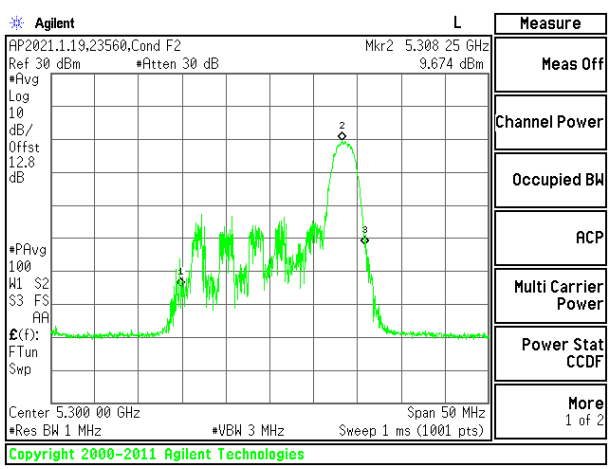

MID CHANNEL

UL VERIFICATION SERVICES INC.
47173 Benicia Street, Fremont, CA 94538; USA TEL:(510) 319-4000 FAX:(510) 661-0888

This report shall not be reproduced except in full, without the written approval of UL Verification Services Inc.

1TX Antenna 5 MODE (FCC): SU Mode

Test Engineer:	23560
Test Date:	2/2/21

Bandwidth, Antenna Gain, and Limits

Channel	Frequency (MHz)	Min 26dB BW (MHz)	Directional Gain (dBi)	Power Limit (dBm)	PSD Limit (dBm/1MHz)
Low	5260	21.478	-1.80	24.00	11.00
Mid	5300	21.415	-1.80	24.00	11.00
High	5320	21.402	-1.80	24.00	11.00

Duty Cycle CF (dB)	0.00	**Included in Calculations of Corr'd PSD**

Output Power Results

Channel	Frequency (MHz)	Antenna 5 Meas Power (dBm)	Total Corr'd Power (dBm)	Power Limit (dBm)	Power Margin (dB)
Low	5260	19.67	19.67	24.00	-4.33
Mid	5300	19.71	19.71	24.00	-4.29
High	5320	18.22	18.22	24.00	-5.78

PSD Results

Channel	Frequency (MHz)	Antenna 5 Meas PSD (dBm/1MHz)	Total Corr'd PSD (dBm/1MHz)	PSD Limit (dBm/1MHz)	PSD Margin (dB)
Low	5260	8.397	8.397	11.00	-2.603
Mid	5300	8.663	8.663	11.00	-2.337
High	5320	6.510	6.510	11.00	-4.490

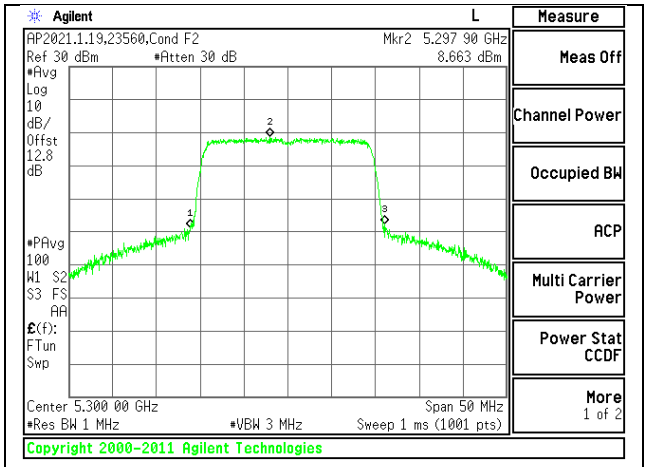

MID CHANNEL

UL VERIFICATION SERVICES INC.
47173 Benicia Street, Fremont, CA 94538; USA TEL:(510) 319-4000 FAX:(510) 661-0888

This report shall not be reproduced except in full, without the written approval of UL Verification Services Inc.

2TX Antenna 6 + Antenna 5 OFDMA MODE (FCC): 26 Tones, RU Index 0

Test Engineer:	23560
Test Date:	2/3/21

Bandwidth, Antenna Gain, and Limits

Channel	Frequency (MHz)	Min 26dB BW (MHz)	Directional Gain for Power (dBi)	Directional Gain for PSD (dBi)	Power Limit (dBm)	PSD Limit (dBm/1MHz)
Low	5260	19.901	-2.04	0.96	23.99	11.00
Mid	5300	19.912	-2.04	0.96	23.99	11.00
High	5320	19.777	-2.04	0.96	23.96	11.00

Duty Cycle CF (dB)	0.00	**Included in Calculations of Corr'd PSD**

Output Power Results

Channel	Frequency (MHz)	Antenna 6 Meas Power (dBm)	Antenna 5 Meas Power (dBm)	Total Corr'd Power (dBm)	Power Limit (dBm)	Power Margin (dB)
Low	5260	8.73	8.72	11.74	23.99	-12.25
Mid	5300	8.72	8.68	11.71	23.99	-12.28
High	5320	8.64	8.62	11.64	23.96	-12.32

PSD Results

Channel	Frequency (MHz)	Antenna 6 Meas PSD (dBm/1MHz)	Antenna 5 Meas PSD (dBm/1MHz)	Total Corr'd PSD (dBm/1MHz)	PSD Limit (dBm/1MHz)	PSD Margin (dB)
Low	5260	6.516	6.534	9.535	11.00	-1.465
Mid	5300	6.584	6.301	9.455	11.00	-1.545
High	5320	5.944	6.282	9.127	11.00	-1.873

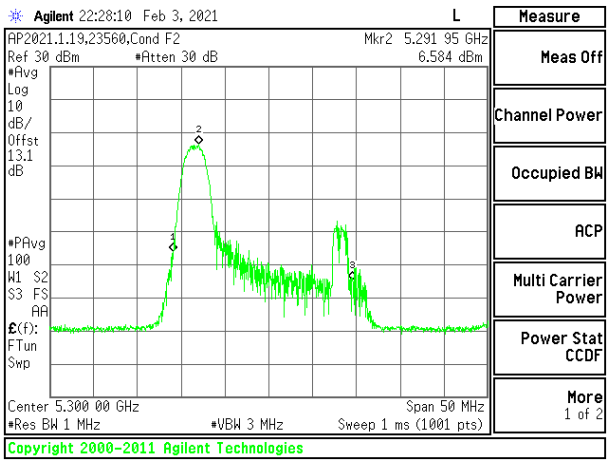

MID CHANNEL [ANT 6]

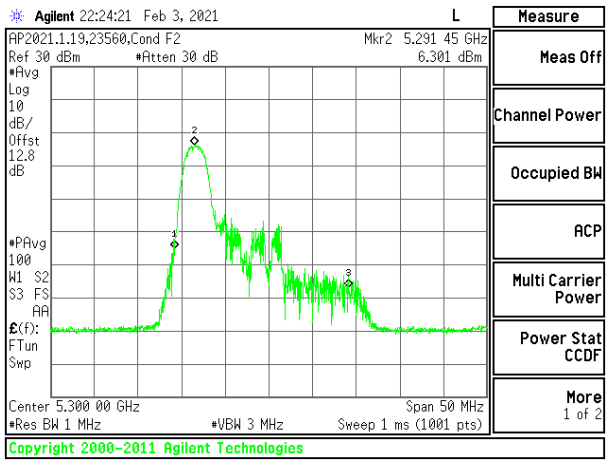

MID CHANNEL [ANT 5]

UL VERIFICATION SERVICES INC.
47173 Benicia Street, Fremont, CA 94538; USA TEL:(510) 319-4000 FAX:(510) 661-0888

This report shall not be reproduced except in full, without the written approval of UL Verification Services Inc.

2TX Antenna 6 + Antenna 5 OFDMA MODE (FCC): 26 Tones, RU Index 4

Test Engineer:	23560
Test Date:	2/3/21

Bandwidth, Antenna Gain, and Limits

Channel	Frequency (MHz)	Min 26dB BW (MHz)	Directional Gain for Power (dBi)	Directional Gain for PSD (dBi)	Power Limit (dBm)	PSD Limit (dBm/1MHz)
Low	5260	18.023	-2.04	0.96	23.56	11.00
Mid	5300	18.082	-2.04	0.96	23.57	11.00
High	5320	18.297	-2.04	0.96	23.62	11.00

Duty Cycle CF (dB)	0.00	**Included in Calculations of Corr'd PSD**

Output Power Results

Channel	Frequency (MHz)	Antenna 6 Meas Power (dBm)	Antenna 5 Meas Power (dBm)	Total Corr'd Power (dBm)	Power Limit (dBm)	Power Margin (dB)
Low	5260	8.74	8.73	11.75	23.56	-11.81
Mid	5300	8.69	8.68	11.70	23.57	-11.88
High	5320	8.64	8.67	11.67	23.62	-11.96

PSD Results

Channel	Frequency (MHz)	Antenna 6 Meas PSD (dBm/1MHz)	Antenna 5 Meas PSD (dBm/1MHz)	Total Corr'd PSD (dBm/1MHz)	PSD Limit (dBm/1MHz)	PSD Margin (dB)
Low	5260	5.797	5.710	8.764	11.00	-2.236
Mid	5300	5.553	5.598	8.586	11.00	-2.414
High	5320	5.380	5.628	8.516	11.00	-2.484

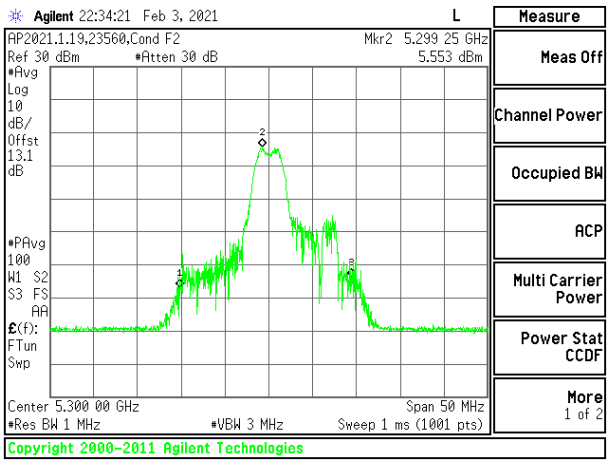

MID CHANNEL [ANT 6]

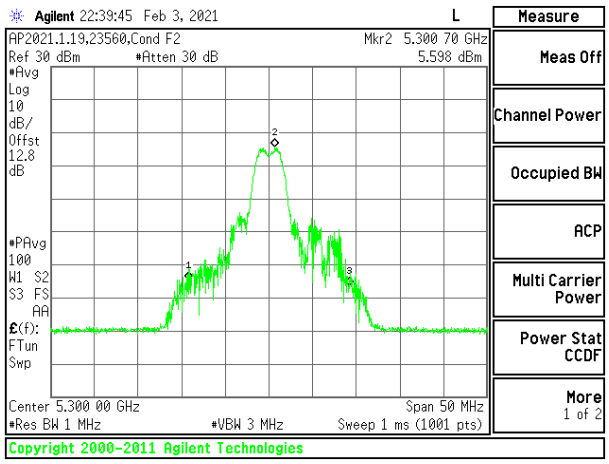

MID CHANNEL [ANT 5]

UL VERIFICATION SERVICES INC.
47173 Benicia Street, Fremont, CA 94538; USA TEL:(510) 319-4000 FAX:(510) 661-0888

This report shall not be reproduced except in full, without the written approval of UL Verification Services Inc.

2TX Antenna 6 + Antenna 5 OFDMA MODE (FCC): 26 Tones, RU Index 8

Test Engineer:	23560
Test Date:	2/3/21

Bandwidth, Antenna Gain, and Limits

Channel	Frequency (MHz)	Min 26dB BW (MHz)	Directional Gain for Power (dBi)	Directional Gain for PSD (dBi)	Power Limit (dBm)	PSD Limit (dBm/1MHz)
Low	5260	19.795	-2.04	0.96	23.97	11.00
Mid	5300	20.052	-2.04	0.96	24.00	11.00
High	5320	20.067	-2.04	0.96	24.00	11.00

Duty Cycle CF (dB)	0.00	**Included in Calculations of Corr'd PSD**

Output Power Results

Channel	Frequency (MHz)	Antenna 6 Meas Power (dBm)	Antenna 5 Meas Power (dBm)	Total Corr'd Power (dBm)	Power Limit (dBm)	Power Margin (dB)
Low	5260	8.65	8.62	11.65	23.97	-12.32
Mid	5300	8.68	8.69	11.70	24.00	-12.30
High	5320	8.72	8.66	11.70	24.00	-12.30

PSD Results

Channel	Frequency (MHz)	Antenna 6 Meas PSD (dBm/1MHz)	Antenna 5 Meas PSD (dBm/1MHz)	Total Corr'd PSD (dBm/1MHz)	PSD Limit (dBm/1MHz)	PSD Margin (dB)
Low	5260	6.340	6.161	9.262	11.00	-1.738
Mid	5300	6.516	6.598	9.567	11.00	-1.433
High	5320	6.732	6.361	9.561	11.00	-1.439

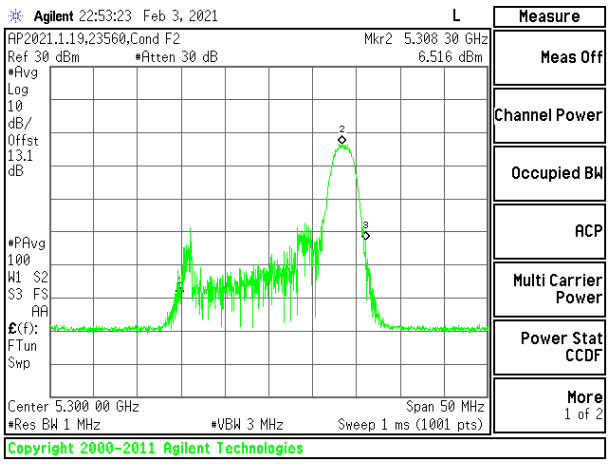

MID CHANNEL [ANT 6]

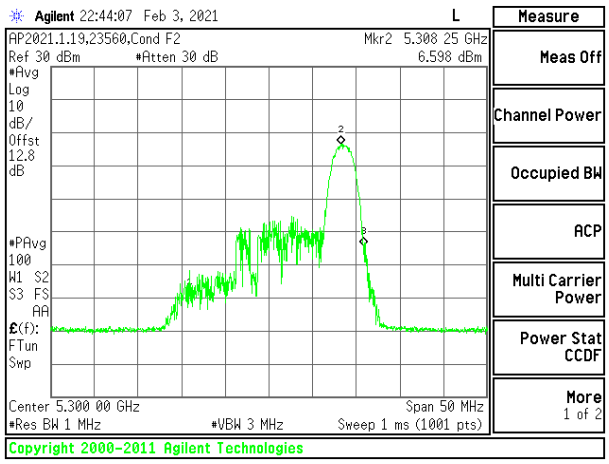

MID CHANNEL [ANT 5]

UL VERIFICATION SERVICES INC.
47173 Benicia Street, Fremont, CA 94538; USA TEL:(510) 319-4000 FAX:(510) 661-0888

This report shall not be reproduced except in full, without the written approval of UL Verification Services Inc.

2TX Antenna 6 + Antenna 5 OFDMA MODE (FCC): SU Mode

Test Engineer:	23560
Test Date:	2/3/21

Bandwidth, Antenna Gain, and Limits

Channel	Frequency (MHz)	Min 26dB BW (MHz)	Directional Gain for Power (dBi)	Directional Gain for PSD (dBi)	Power Limit (dBm)	PSD Limit (dBm/1MHz)
Low	5260	21.192	-2.04	0.96	24.00	11.00
Mid	5300	21.293	-2.04	0.96	24.00	11.00
High	5320	21.203	-2.04	0.96	24.00	11.00

Duty Cycle CF (dB)	0.00	**Included in Calculations of Corr'd PSD**

Output Power Results

Channel	Frequency (MHz)	Antenna 6 Meas Power (dBm)	Antenna 5 Meas Power (dBm)	Total Corr'd Power (dBm)	Power Limit (dBm)	Power Margin (dB)
Low	5260	16.74	16.75	19.76	24.00	-4.24
Mid	5300	16.69	16.66	19.69	24.00	-4.31
High	5320	16.63	16.65	19.65	24.00	-4.35

PSD Results

Channel	Frequency (MHz)	Antenna 6 Meas PSD (dBm/1MHz)	Antenna 5 Meas PSD (dBm/1MHz)	Total Corr'd PSD (dBm/1MHz)	PSD Limit (dBm/1MHz)	PSD Margin (dB)
Low	5260	5.753	5.797	8.785	11.00	-2.215
Mid	5300	5.558	5.560	8.569	11.00	-2.431
High	5320	5.226	5.549	8.401	11.00	-2.599

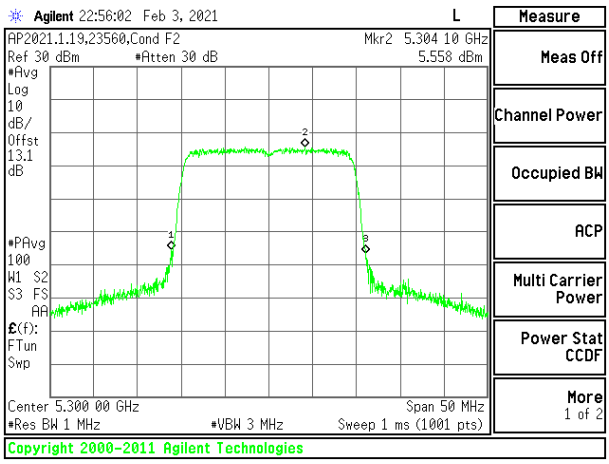

MID CHANNEL [ANT 6]

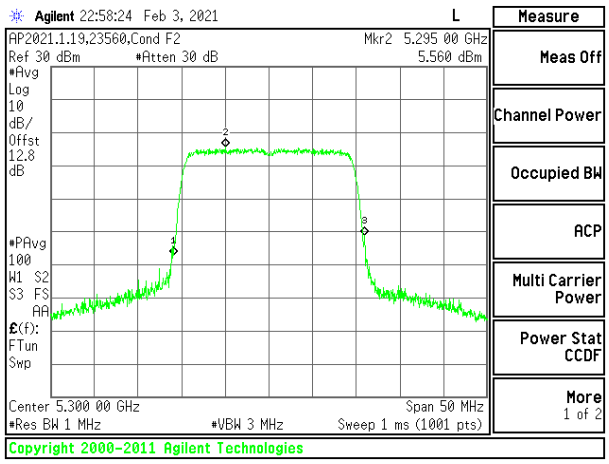

MID CHANNEL [ANT 5]

UL VERIFICATION SERVICES INC.
47173 Benicia Street, Fremont, CA 94538; USA TEL:(510) 319-4000 FAX:(510) 661-0888

This report shall not be reproduced except in full, without the written approval of UL Verification Services Inc.

9.4.11. 802.11ax HE40 MODE IN THE 5.3 GHz BAND

1TX Antenna 6 MODE (FCC): 26 Tones, RU Index 0

Test Engineer:	23560
Test Date:	2/4/21

Bandwidth, Antenna Gain, and Limits

Channel	Frequency (MHz)	Min 26dB BW (MHz)	Directional Gain (dBi)	Power Limit (dBm)	PSD Limit (dBm/1MHz)
Low	5270	19.481	-2.30	23.90	11.00
High	5310	20.671	-2.30	24.00	11.00

Duty Cycle CF (dB)	0.00	**Included in Calculations of Corr'd PSD**

Output Power Results

Channel	Frequency (MHz)	Antenna 6 Meas Power (dBm)	Total Corr'd Power (dBm)	Power Limit (dBm)	Power Margin (dB)
Low	5270	10.74	10.74	23.90	-13.16
High	5310	10.78	10.78	24.00	-13.22

PSD Results

Channel	Frequency (MHz)	Antenna 6 Meas PSD (dBm/1MHz)	Total Corr'd PSD (dBm/1MHz)	PSD Limit (dBm/1MHz)	PSD Margin (dB)
Low	5270	9.492	9.492	11.00	-1.508
High	5310	9.967	9.967	11.00	-1.033

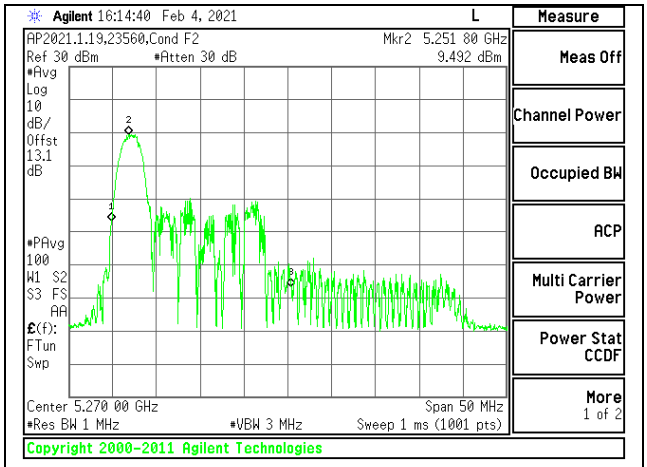

LOW CHANNEL

UL VERIFICATION SERVICES INC.
47173 Benicia Street, Fremont, CA 94538; USA TEL:(510) 319-4000 FAX:(510) 661-0888

This report shall not be reproduced except in full, without the written approval of UL Verification Services Inc.

1TX Antenna 6 MODE (FCC): 26 Tones, RU Index 8

Test Engineer:	23560
Test Date:	2/4/21

Bandwidth, Antenna Gain, and Limits

Channel	Frequency (MHz)	Min 26dB BW (MHz)	Directional Gain (dBi)	Power Limit (dBm)	PSD Limit (dBm/1MHz)
Low	5270	23.858	-2.30	24.00	11.00
High	5310	23.546	-2.30	24.00	11.00

Duty Cycle CF (dB)	0.00	**Included in Calculations of Corr'd PSD**

Output Power Results

Channel	Frequency (MHz)	Antenna 6 Meas Power (dBm)	Total Corr'd Power (dBm)	Power Limit (dBm)	Power Margin (dB)
Low	5270	10.70	10.70	24.00	-13.30
High	5310	10.71	10.71	24.00	-13.29

PSD Results

Channel	Frequency (MHz)	Antenna 6 Meas PSD (dBm/1MHz)	Total Corr'd PSD (dBm/1MHz)	PSD Limit (dBm/1MHz)	PSD Margin (dB)
Low	5270	9.429	9.429	11.00	-1.571
High	5310	9.233	9.233	11.00	-1.767

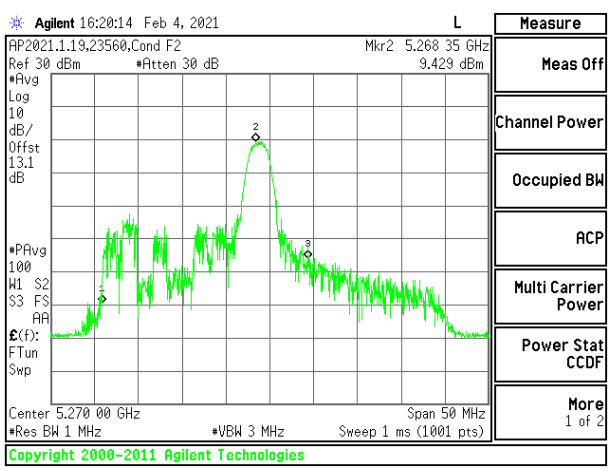

LOW CHANNEL

UL VERIFICATION SERVICES INC.
47173 Benicia Street, Fremont, CA 94538; USA TEL:(510) 319-4000 FAX:(510) 661-0888

This report shall not be reproduced except in full, without the written approval of UL Verification Services Inc.

1TX Antenna 6 MODE (FCC): 26 Tones, RU Index 17

Test Engineer:	23560
Test Date:	2/5/21

Bandwidth, Antenna Gain, and Limits

Channel	Frequency (MHz)	Min 26dB BW (MHz)	Directional Gain (dBi)	Power Limit (dBm)	PSD Limit (dBm/1MHz)
Low	5270	20.017	-2.30	24.00	11.00
High	5310	20.511	-2.30	24.00	11.00

Duty Cycle CF (dB)	0.00	**Included in Calculations of Corr'd PSD**

Output Power Results

Channel	Frequency (MHz)	Antenna 6 Meas Power (dBm)	Total Corr'd Power (dBm)	Power Limit (dBm)	Power Margin (dB)
Low	5270	10.71	10.71	24.00	-13.29
High	5310	10.75	10.75	24.00	-13.25

PSD Results

Channel	Frequency (MHz)	Antenna 6 Meas PSD (dBm/1MHz)	Total Corr'd PSD (dBm/1MHz)	PSD Limit (dBm/1MHz)	PSD Margin (dB)
Low	5270	9.533	9.533	11.00	-1.467
High	5310	9.887	9.887	11.00	-1.113

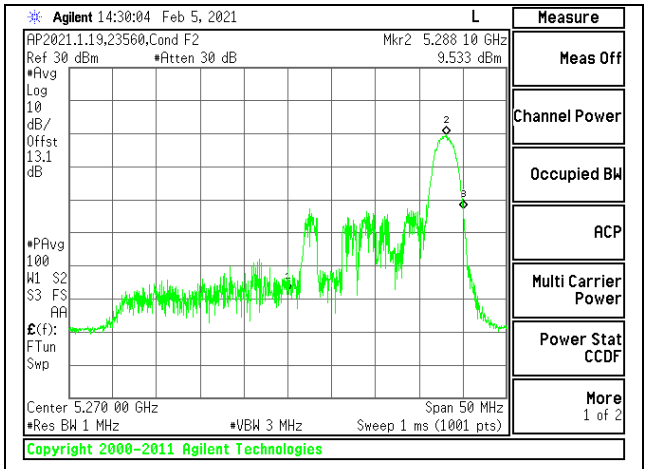

LOW CHANNEL

UL VERIFICATION SERVICES INC.
47173 Benicia Street, Fremont, CA 94538; USA TEL:(510) 319-4000 FAX:(510) 661-0888

This report shall not be reproduced except in full, without the written approval of UL Verification Services Inc.

1TX Antenna 6 MODE (FCC): SU Mode

Test Engineer:	23560
Test Date:	2/4/21

Bandwidth, Antenna Gain, and Limits

Channel	Frequency (MHz)	Min 26dB BW (MHz)	Directional Gain (dBi)	Power Limit (dBm)	PSD Limit (dBm/1MHz)
Low	5270	39.827	-2.30	24.00	11.00
High	5310	39.678	-2.30	24.00	11.00

Duty Cycle CF (dB)	0.00	**Included in Calculations of Corr'd PSD**

Output Power Results

Channel	Frequency (MHz)	Antenna 6 Meas Power (dBm)	Total Corr'd Power (dBm)	Power Limit (dBm)	Power Margin (dB)
Low	5270	20.20	20.20	24.00	-3.80
High	5310	16.23	16.23	24.00	-7.77

PSD Results

Channel	Frequency (MHz)	Antenna 6 Meas PSD (dBm/1MHz)	Total Corr'd PSD (dBm/1MHz)	PSD Limit (dBm/1MHz)	PSD Margin (dB)
Low	5270	6.507	6.507	11.00	-4.493
High	5310	1.671	1.671	11.00	-9.329

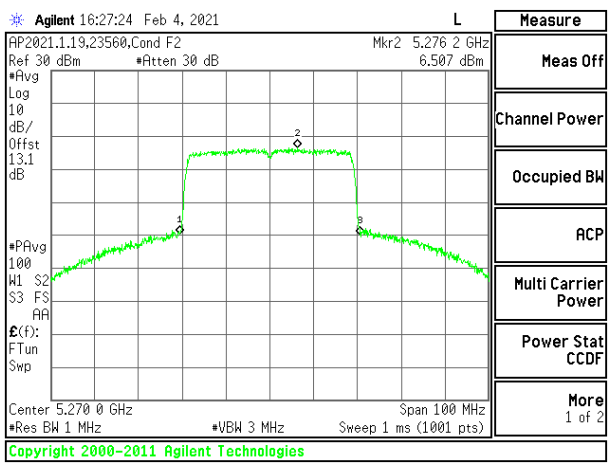

LOW CHANNEL

UL VERIFICATION SERVICES INC.
47173 Benicia Street, Fremont, CA 94538; USA TEL:(510) 319-4000 FAX:(510) 661-0888

This report shall not be reproduced except in full, without the written approval of UL Verification Services Inc.

1TX Antenna 5 MODE (FCC): 26 Tones, RU Index 0

Test Engineer:	23560
Test Date:	2/5/21

Bandwidth, Antenna Gain, and Limits

Channel	Frequency (MHz)	Min 26dB BW (MHz)	Directional Gain (dBi)	Power Limit (dBm)	PSD Limit (dBm/1MHz)
Low	5270	20.781	-1.80	24.00	11.00
High	5310	20.416	-1.80	24.00	11.00

Duty Cycle CF (dB)	0.00	**Included in Calculations of Corr'd PSD**

Output Power Results

Channel	Frequency (MHz)	Antenna 5 Meas Power (dBm)	Total Corr'd Power (dBm)	Power Limit (dBm)	Power Margin (dB)
Low	5270	10.69	10.69	24.00	-13.31
High	5310	10.73	10.73	24.00	-13.27

PSD Results

Channel	Frequency (MHz)	Antenna 5 Meas PSD (dBm/1MHz)	Total Corr'd PSD (dBm/1MHz)	PSD Limit (dBm/1MHz)	PSD Margin (dB)
Low	5270	9.618	9.618	11.00	-1.382
High	5310	9.931	9.931	11.00	-1.069

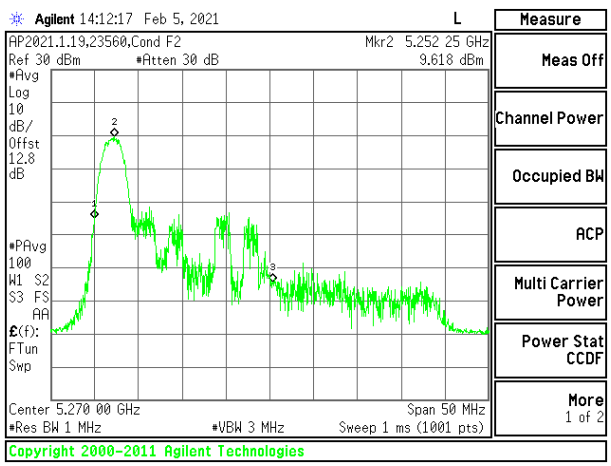

LOW CHANNEL

UL VERIFICATION SERVICES INC.
47173 Benicia Street, Fremont, CA 94538; USA TEL:(510) 319-4000 FAX:(510) 661-0888

This report shall not be reproduced except in full, without the written approval of UL Verification Services Inc.

1TX Antenna 5 MODE (FCC): 26 Tones, RU Index 8

Test Engineer:	23560
Test Date:	2/5/21

Bandwidth, Antenna Gain, and Limits

Channel	Frequency (MHz)	Min 26dB BW (MHz)	Directional Gain (dBi)	Power Limit (dBm)	PSD Limit (dBm/1MHz)
Low	5270	24.798	-1.80	24.00	11.00
High	5310	23.465	-1.80	24.00	11.00

Duty Cycle CF (dB)	0.00	**Included in Calculations of Corr'd PSD**

Output Power Results

Channel	Frequency (MHz)	Antenna 5 Meas Power (dBm)	Total Corr'd Power (dBm)	Power Limit (dBm)	Power Margin (dB)
Low	5270	10.72	10.72	24.00	-13.28
High	5310	10.70	10.70	24.00	-13.30

PSD Results

Channel	Frequency (MHz)	Antenna 5 Meas PSD (dBm/1MHz)	Total Corr'd PSD (dBm/1MHz)	PSD Limit (dBm/1MHz)	PSD Margin (dB)
Low	5270	9.281	9.281	11.00	-1.719
High	5310	9.092	9.092	11.00	-1.908

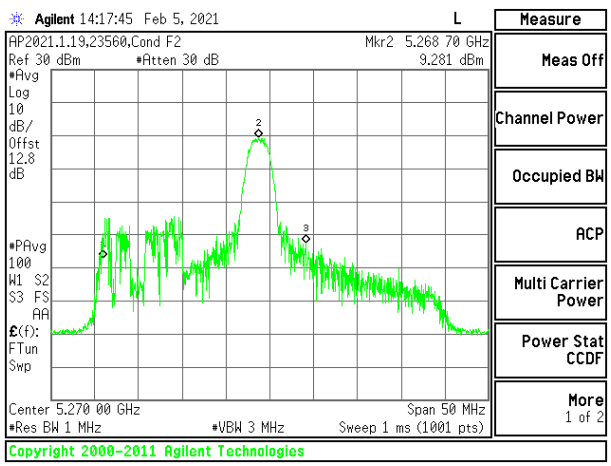

LOW CHANNEL

UL VERIFICATION SERVICES INC.
47173 Benicia Street, Fremont, CA 94538; USA TEL:(510) 319-4000 FAX:(510) 661-0888

This report shall not be reproduced except in full, without the written approval of UL Verification Services Inc.

1TX Antenna 5 MODE (FCC): 26 Tones, RU Index 17

Test Engineer:	23560
Test Date:	2/5/21

Bandwidth, Antenna Gain, and Limits

Channel	Frequency (MHz)	Min 26dB BW (MHz)	Directional Gain (dBi)	Power Limit (dBm)	PSD Limit (dBm/1MHz)
Low	5270	20.156	-1.80	24.00	11.00
High	5310	20.694	-1.80	24.00	11.00

Duty Cycle CF (dB)	0.00	**Included in Calculations of Corr'd PSD**

Output Power Results

Channel	Frequency (MHz)	Antenna 5 Meas Power (dBm)	Total Corr'd Power (dBm)	Power Limit (dBm)	Power Margin (dB)
Low	5270	10.75	10.75	24.00	-13.25
High	5310	10.78	10.78	24.00	-13.22

PSD Results

Channel	Frequency (MHz)	Antenna 5 Meas PSD (dBm/1MHz)	Total Corr'd PSD (dBm/1MHz)	PSD Limit (dBm/1MHz)	PSD Margin (dB)
Low	5270	9.779	9.779	11.00	-1.221
High	5310	9.827	9.827	11.00	-1.173

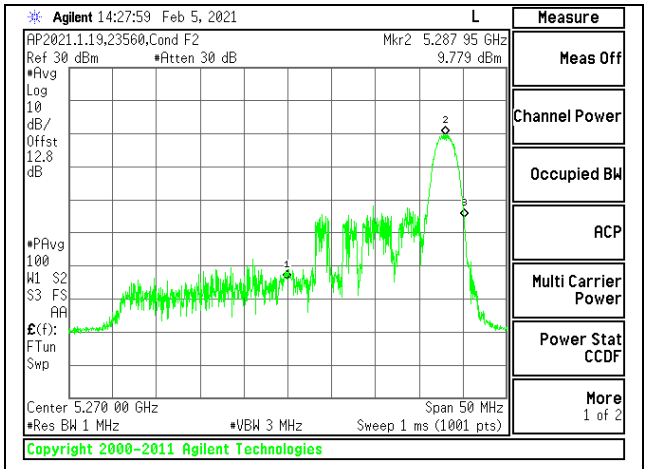

LOW CHANNEL

UL VERIFICATION SERVICES INC.
47173 Benicia Street, Fremont, CA 94538; USA TEL:(510) 319-4000 FAX:(510) 661-0888

This report shall not be reproduced except in full, without the written approval of UL Verification Services Inc.

1TX Antenna 5 MODE (FCC): SU Mode

Test Engineer:	23560
Test Date:	2/5/21

Bandwidth, Antenna Gain, and Limits

Channel	Frequency (MHz)	Min 26dB BW (MHz)	Directional Gain (dBi)	Power Limit (dBm)	PSD Limit (dBm/1MHz)
Low	5270	39.614	-1.80	24.00	11.00
High	5310	39.823	-1.80	24.00	11.00

Duty Cycle CF (dB)	0.00	**Included in Calculations of Corr'd PSD**

Output Power Results

Channel	Frequency (MHz)	Antenna 5 Meas Power (dBm)	Total Corr'd Power (dBm)	Power Limit (dBm)	Power Margin (dB)
Low	5270	20.22	20.22	24.00	-3.78
High	5310	16.22	16.22	24.00	-7.78

PSD Results

Channel	Frequency (MHz)	Antenna 5 Meas PSD (dBm/1MHz)	Total Corr'd PSD (dBm/1MHz)	PSD Limit (dBm/1MHz)	PSD Margin (dB)
Low	5270	6.647	6.647	11.00	-4.353
High	5310	1.789	1.789	11.00	-9.211

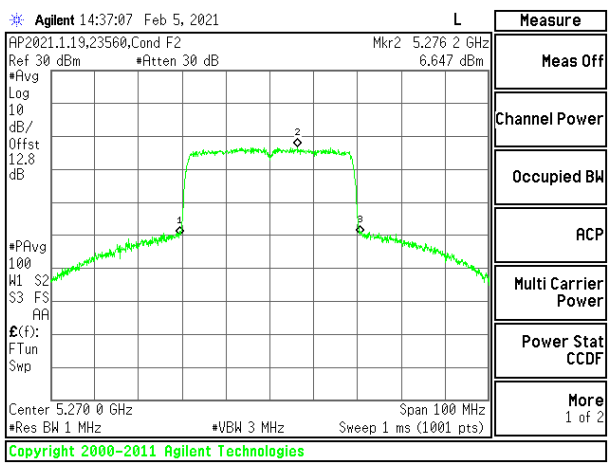

LOW CHANNEL

UL VERIFICATION SERVICES INC.
47173 Benicia Street, Fremont, CA 94538; USA TEL:(510) 319-4000 FAX:(510) 661-0888

This report shall not be reproduced except in full, without the written approval of UL Verification Services Inc.

2TX Antenna 6 + Antenna 5 OFDMA MODE (FCC): 26 Tones, RU Index 0

Test Engineer:	23560
Test Date:	2/8/21

Bandwidth, Antenna Gain, and Limits

Channel	Frequency (MHz)	Min 26dB BW (MHz)	Directional Gain for Power (dBi)	Directional Gain for PSD (dBi)	Power Limit (dBm)	PSD Limit (dBm/1MHz)
Low	5270	19.678	-2.04	0.96	23.94	11.00
High	5310	19.632	-2.04	0.96	23.93	11.00

Duty Cycle CF (dB)	0.00	**Included in Calculations of Corr'd PSD**

Output Power Results

Channel	Frequency (MHz)	Antenna 6 Meas Power (dBm)	Antenna 5 Meas Power (dBm)	Total Corr'd Power (dBm)	Power Limit (dBm)	Power Margin (dB)
Low	5270	8.73	8.72	11.74	23.94	-12.20
High	5310	8.67	8.66	11.68	23.93	-12.25

PSD Results

Channel	Frequency (MHz)	Antenna 6 Meas PSD (dBm/1MHz)	Antenna 5 Meas PSD (dBm/1MHz)	Total Corr'd PSD (dBm/1MHz)	PSD Limit (dBm/1MHz)	PSD Margin (dB)
Low	5270	6.834	6.802	9.828	11.00	-1.172
High	5310	6.626	6.681	9.664	11.00	-1.336

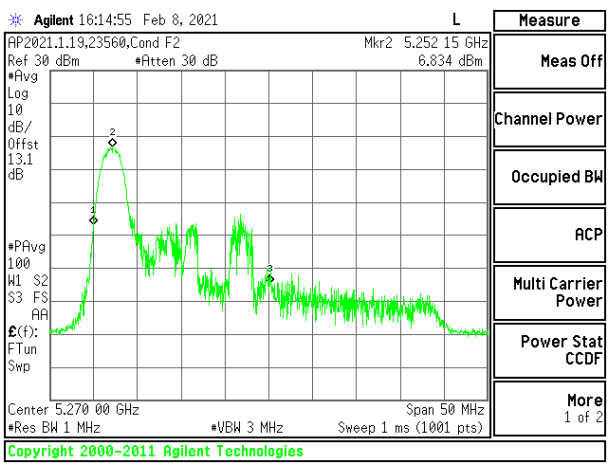

LOW CHANNEL [ANT 6]

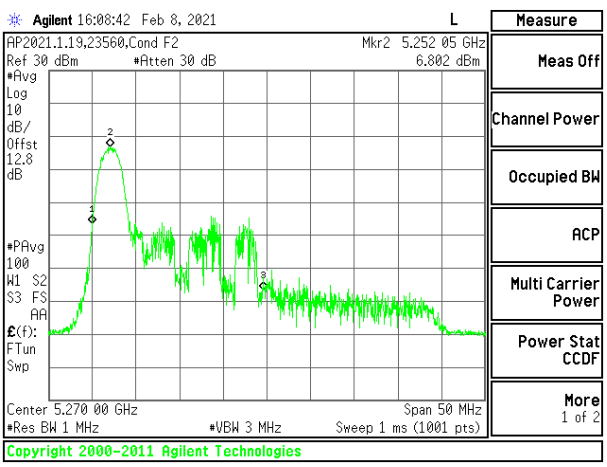

LOW CHANNEL [ANT 5]

UL VERIFICATION SERVICES INC.
47173 Benicia Street, Fremont, CA 94538; USA TEL:(510) 319-4000 FAX:(510) 661-0888

This report shall not be reproduced except in full, without the written approval of UL Verification Services Inc.

2TX Antenna 6 + Antenna 5 OFDMA MODE (FCC): 26 Tones, RU Index 8

Test Engineer:	23560
Test Date:	2/8/21

Bandwidth, Antenna Gain, and Limits

Channel	Frequency (MHz)	Min 26dB BW (MHz)	Directional Gain for Power (dBi)	Directional Gain for PSD (dBi)	Power Limit (dBm)	PSD Limit (dBm/1MHz)
Low	5270	23.293	-2.04	0.96	24.00	11.00
High	5310	22.491	-2.04	0.96	24.00	11.00

Duty Cycle CF (dB)	0.00	**Included in Calculations of Corr'd PSD**

Output Power Results

Channel	Frequency (MHz)	Antenna 6 Meas Power (dBm)	Antenna 5 Meas Power (dBm)	Total Corr'd Power (dBm)	Power Limit (dBm)	Power Margin (dB)
Low	5270	8.71	8.74	11.74	24.00	-12.26
High	5310	8.67	8.73	11.71	24.00	-12.29

PSD Results

Channel	Frequency (MHz)	Antenna 6 Meas PSD (dBm/1MHz)	Antenna 5 Meas PSD (dBm/1MHz)	Total Corr'd PSD (dBm/1MHz)	PSD Limit (dBm/1MHz)	PSD Margin (dB)
Low	5270	6.257	6.367	9.323	11.00	-1.677
High	5310	6.177	6.363	9.281	11.00	-1.719

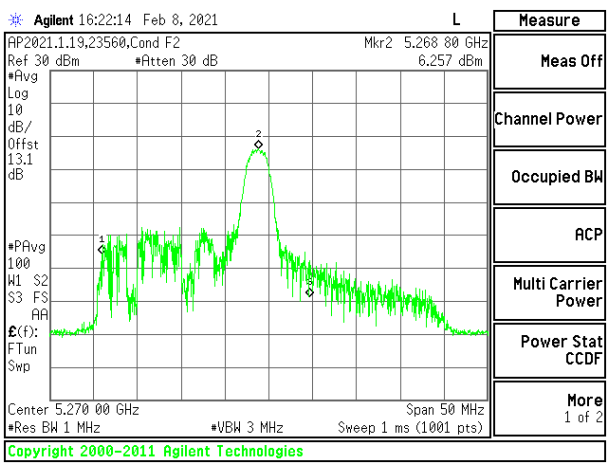

LOW CHANNEL [ANT 6]

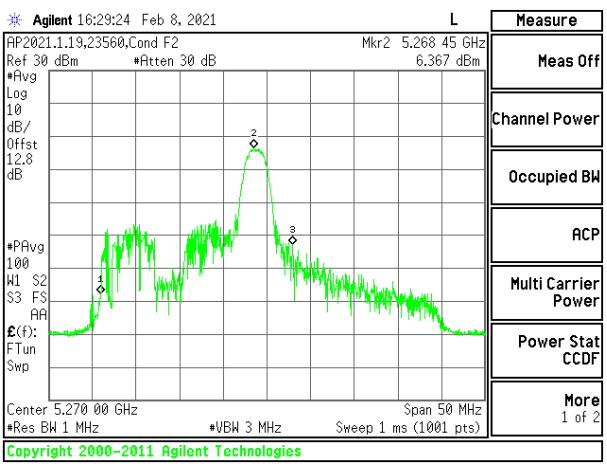

LOW CHANNEL [ANT 5]

UL VERIFICATION SERVICES INC.
47173 Benicia Street, Fremont, CA 94538; USA TEL:(510) 319-4000 FAX:(510) 661-0888

This report shall not be reproduced except in full, without the written approval of UL Verification Services Inc.

2TX Antenna 6 + Antenna 5 OFDMA MODE (FCC): 26 Tones, RU Index 17

Test Engineer:	23560
Test Date:	2/8/21

Bandwidth, Antenna Gain, and Limits

Channel	Frequency (MHz)	Min 26dB BW (MHz)	Directional Gain for Power (dBi)	Directional Gain for PSD (dBi)	Power Limit (dBm)	PSD Limit (dBm/1MHz)
Low	5270	19.375	-2.04	0.96	23.87	11.00
High	5310	19.411	-2.04	0.96	23.88	11.00

Duty Cycle CF (dB)	0.00	**Included in Calculations of Corr'd PSD**

Output Power Results

Channel	Frequency (MHz)	Antenna 6 Meas Power (dBm)	Antenna 5 Meas Power (dBm)	Total Corr'd Power (dBm)	Power Limit (dBm)	Power Margin (dB)
Low	5270	8.70	8.72	11.72	23.87	-12.15
High	5310	8.75	8.71	11.74	23.88	-12.14

PSD Results

Channel	Frequency (MHz)	Antenna 6 Meas PSD (dBm/1MHz)	Antenna 5 Meas PSD (dBm/1MHz)	Total Corr'd PSD (dBm/1MHz)	PSD Limit (dBm/1MHz)	PSD Margin (dB)
Low	5270	6.713	6.857	9.796	11.00	-1.204
High	5310	7.021	6.819	9.931	11.00	-1.069

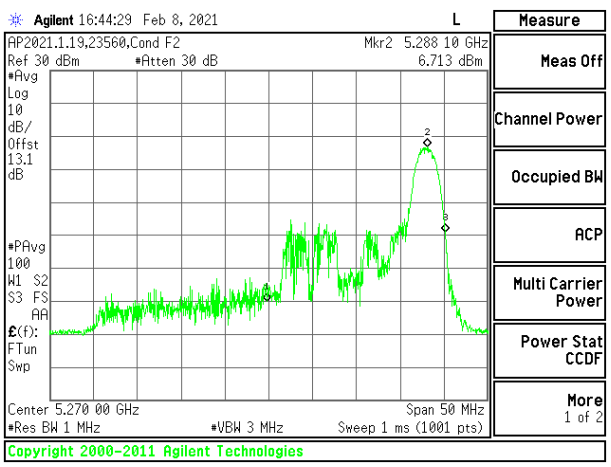

LOW CHANNEL [ANT 6]

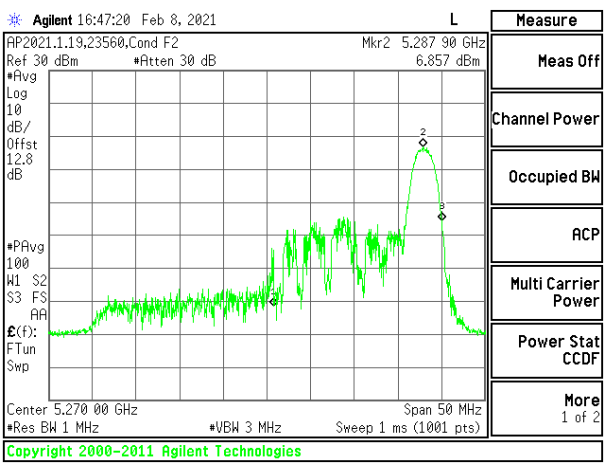

LOW CHANNEL [ANT 5]

UL VERIFICATION SERVICES INC.
47173 Benicia Street, Fremont, CA 94538; USA TEL:(510) 319-4000 FAX:(510) 661-0888

This report shall not be reproduced except in full, without the written approval of UL Verification Services Inc.

2TX Antenna 6 + Antenna 5 OFDMA MODE (FCC): SU Mode

Test Engineer:	23560
Test Date:	2/8/21

Bandwidth, Antenna Gain, and Limits

Channel	Frequency (MHz)	Min 26dB BW (MHz)	Directional Gain for Power (dBi)	Directional Gain for PSD (dBi)	Power Limit (dBm)	PSD Limit (dBm/1MHz)
Low	5270	39.670	-2.04	0.96	24.00	11.00
High	5310	39.771	-2.04	0.96	24.00	11.00

Duty Cycle CF (dB)	0.00	**Included in Calculations of Corr'd PSD**

Output Power Results

Channel	Frequency (MHz)	Antenna 6 Meas Power (dBm)	Antenna 5 Meas Power (dBm)	Total Corr'd Power (dBm)	Power Limit (dBm)	Power Margin (dB)
Low	5270	19.22	19.20	22.22	24.00	-1.78
High	5310	15.74	15.77	18.77	24.00	-5.23

PSD Results

Channel	Frequency (MHz)	Antenna 6 Meas PSD (dBm/1MHz)	Antenna 5 Meas PSD (dBm/1MHz)	Total Corr'd PSD (dBm/1MHz)	PSD Limit (dBm/1MHz)	PSD Margin (dB)
Low	5270	5.869	5.739	8.815	11.00	-2.185
High	5310	1.186	1.352	4.280	11.00	-6.720

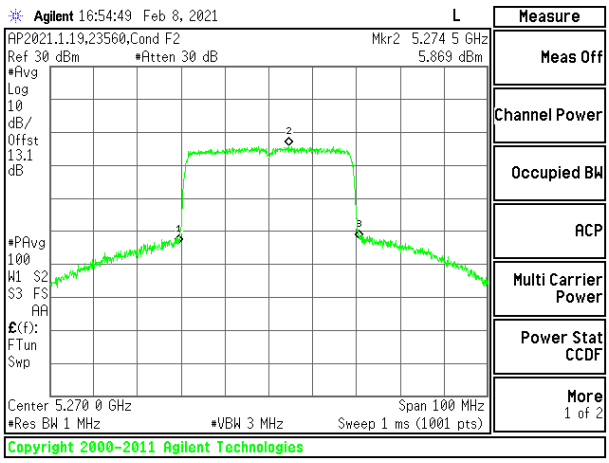

LOW CHANNEL [ANT 6]

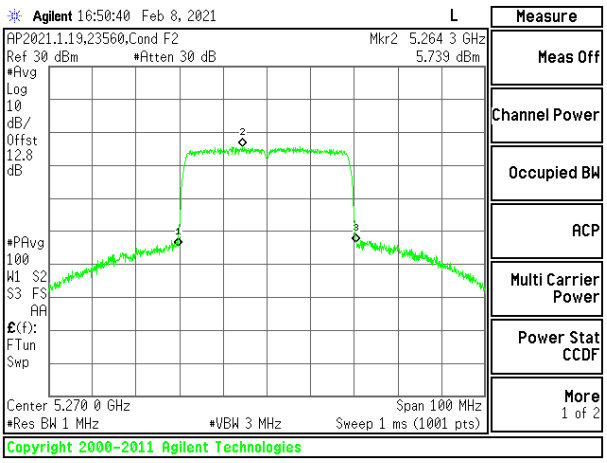

LOW CHANNEL [ANT 5]

UL VERIFICATION SERVICES INC.
47173 Benicia Street, Fremont, CA 94538; USA TEL:(510) 319-4000 FAX:(510) 661-0888

This report shall not be reproduced except in full, without the written approval of UL Verification Services Inc.

9.4.12. 802.11ax HE80 MODE IN THE 5.3 GHz BAND

1TX Antenna 6 MODE (FCC): 26 Tones, RU Index 0

Test Engineer:	23560
Test Date:	2/9/21

Bandwidth, Antenna Gain, and Limits

Channel	Frequency (MHz)	Min 26dB BW (MHz)	Directional Gain (dBi)	Power Limit (dBm)	PSD Limit (dBm/1MHz)
Mid	5290	19.490	-2.30	23.90	11.00

Duty Cycle CF (dB)	0.00	**Included in Calculations of Corr'd PSD**

Output Power Results

Channel	Frequency (MHz)	Antenna 6 Meas Power (dBm)	Total Corr'd Power (dBm)	Power Limit (dBm)	Power Margin (dB)
Mid	5290	10.72	10.72	23.90	-13.18

PSD Results

Channel	Frequency (MHz)	Antenna 6 Meas PSD (dBm/1MHz)	Total Corr'd PSD (dBm/1MHz)	PSD Limit (dBm/1MHz)	PSD Margin (dB)
Mid	5290	9.558	9.56	11.00	-1.44

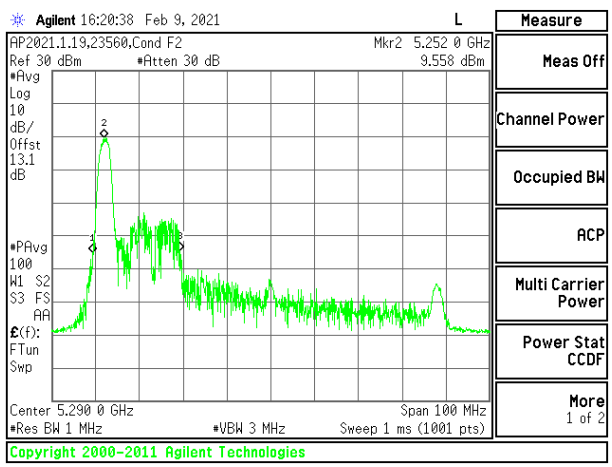

MID CHANNEL

UL VERIFICATION SERVICES INC.
47173 Benicia Street, Fremont, CA 94538; USA TEL:(510) 319-4000 FAX:(510) 661-0888

This report shall not be reproduced except in full, without the written approval of UL Verification Services Inc.

1TX Antenna 6 MODE (FCC): 26 Tones, RU Index 18

Test Engineer:	23560
Test Date:	2/9/21

Bandwidth, Antenna Gain, and Limits

Channel	Frequency (MHz)	Min 26dB BW (MHz)	Directional Gain (dBi)	Power Limit (dBm)	PSD Limit (dBm/1MHz)
Mid	5290	39.279	-2.30	24.00	11.00

Duty Cycle CF (dB)	0.00	**Included in Calculations of Corr'd PSD**

Output Power Results

Channel	Frequency (MHz)	Antenna 6 Meas Power (dBm)	Total Corr'd Power (dBm)	Power Limit (dBm)	Power Margin (dB)
Mid	5290	10.76	10.76	24.00	-13.24

PSD Results

Channel	Frequency (MHz)	Antenna 6 Meas PSD (dBm/1MHz)	Total Corr'd PSD (dBm/1MHz)	PSD Limit (dBm/1MHz)	PSD Margin (dB)
Mid	5290	8.402	8.40	11.00	-2.60

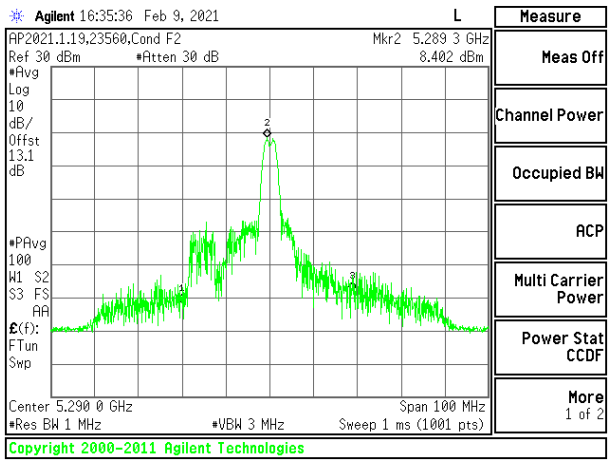

MID CHANNEL

UL VERIFICATION SERVICES INC.
47173 Benicia Street, Fremont, CA 94538; USA TEL:(510) 319-4000 FAX:(510) 661-0888

This report shall not be reproduced except in full, without the written approval of UL Verification Services Inc.

1TX Antenna 6 MODE (FCC): 26 Tones, RU Index 36

Test Engineer:	23560
Test Date:	2/9/21

Bandwidth, Antenna Gain, and Limits

Channel	Frequency (MHz)	Min 26dB BW (MHz)	Directional Gain (dBi)	Power Limit (dBm)	PSD Limit (dBm/1MHz)
Mid	5290	20.680	-2.30	24.00	11.00

Duty Cycle CF (dB)	0.00	**Included in Calculations of Corr'd PSD**

Output Power Results

Channel	Frequency (MHz)	Antenna 6 Meas Power (dBm)	Total Corr'd Power (dBm)	Power Limit (dBm)	Power Margin (dB)
Mid	5290	10.80	10.80	24.00	-13.20

PSD Results

Channel	Frequency (MHz)	Antenna 6 Meas PSD (dBm/1MHz)	Total Corr'd PSD (dBm/1MHz)	PSD Limit (dBm/1MHz)	PSD Margin (dB)
Mid	5290	9.767	9.77	11.00	-1.23

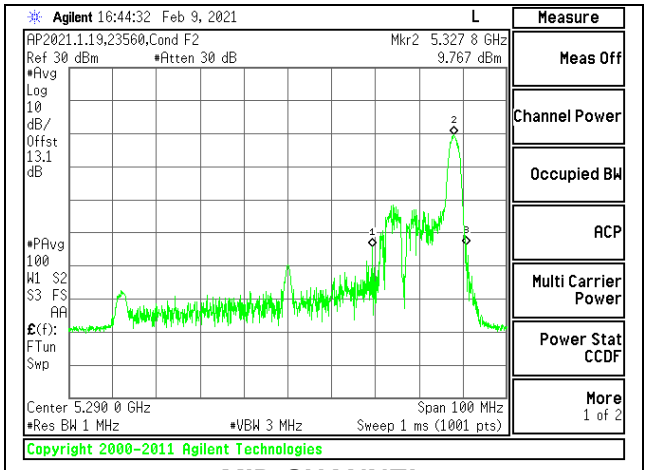

MID CHANNEL

UL VERIFICATION SERVICES INC.
47173 Benicia Street, Fremont, CA 94538; USA TEL:(510) 319-4000 FAX:(510) 661-0888

This report shall not be reproduced except in full, without the written approval of UL Verification Services Inc.

1TX Antenna 6 MODE (FCC): SU Mode

Test Engineer:	23560
Test Date:	2/9/21

Bandwidth, Antenna Gain, and Limits

Channel	Frequency (MHz)	Min 26dB BW (MHz)	Directional Gain (dBi)	Power Limit (dBm)	PSD Limit (dBm/1MHz)
Mid	5290	80.691	-2.30	24.00	11.00

Duty Cycle CF (dB)	0.00	**Included in Calculations of Corr'd PSD**

Output Power Results

Channel	Frequency (MHz)	Antenna 6 Meas Power (dBm)	Total Corr'd Power (dBm)	Power Limit (dBm)	Power Margin (dB)
Mid	5290	15.21	15.21	24.00	-8.79

PSD Results

Channel	Frequency (MHz)	Antenna 6 Meas PSD (dBm/1MHz)	Total Corr'd PSD (dBm/1MHz)	PSD Limit (dBm/1MHz)	PSD Margin (dB)
Mid	5290	-1.390	-1.39	11.00	-12.39

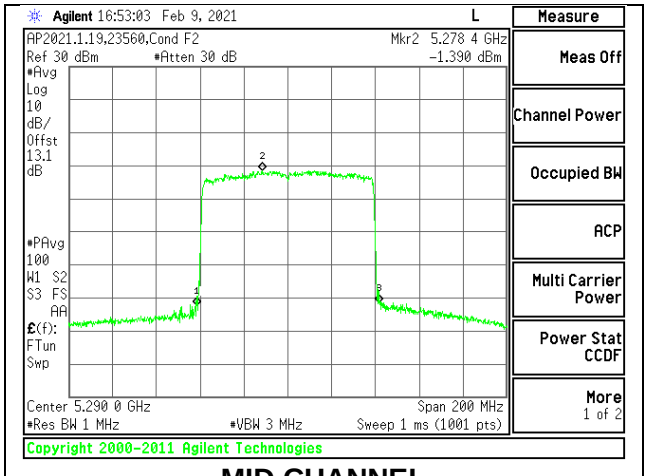

MID CHANNEL

UL VERIFICATION SERVICES INC.
47173 Benicia Street, Fremont, CA 94538; USA TEL:(510) 319-4000 FAX:(510) 661-0888

This report shall not be reproduced except in full, without the written approval of UL Verification Services Inc.

1TX Antenna 5 MODE (FCC): 26 Tones, RU Index 0

Test Engineer:	20773
Test Date:	4/10/21

Bandwidth, Antenna Gain, and Limits

Channel	Frequency (MHz)	Min 26dB BW (MHz)	Directional Gain (dBi)	Power Limit (dBm)	PSD Limit (dBm/1MHz)
Mid	5290	20.28	-1.80	24.00	11.00

Duty Cycle CF (dB)	0.00	**Included in Calculations of Corr'd PSD**

Output Power Results

Channel	Frequency (MHz)	Antenna 5 Meas Power (dBm)	Total Corr'd Power (dBm)	Power Limit (dBm)	Power Margin (dB)
Mid	5290	10.70	10.70	24.00	-13.30

PSD Results

Channel	Frequency (MHz)	Antenna 5 Meas PSD (dBm/1MHz)	Total Corr'd PSD (dBm/1MHz)	PSD Limit (dBm/1MHz)	PSD Margin (dB)
Mid	5290	9.307	9.31	11.00	-1.69

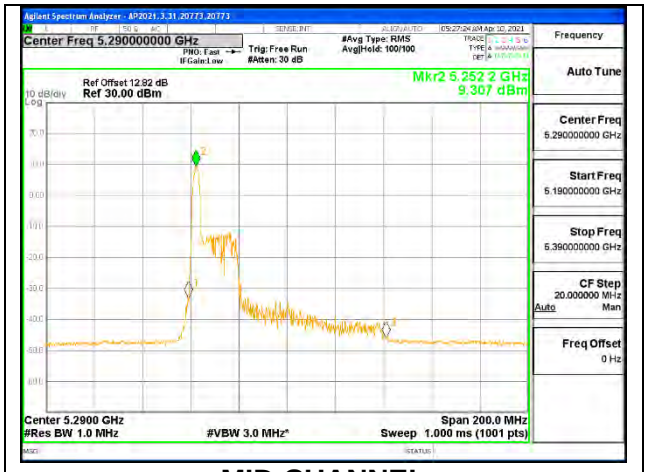

MID CHANNEL

UL VERIFICATION SERVICES INC.
47173 Benicia Street, Fremont, CA 94538; USA TEL:(510) 319-4000 FAX:(510) 661-0888

This report shall not be reproduced except in full, without the written approval of UL Verification Services Inc.

1TX Antenna 5 MODE (FCC): 26 Tones, RU Index 18

Test Engineer:	20773
Test Date:	4/10/21

Bandwidth, Antenna Gain, and Limits

Channel	Frequency (MHz)	Min 26dB BW (MHz)	Directional Gain (dBi)	Power Limit (dBm)	PSD Limit (dBm/1MHz)
Mid	5290	38.33	-1.80	24.00	11.00

Duty Cycle CF (dB)	0.00	**Included in Calculations of Corr'd PSD**

Output Power Results

Channel	Frequency (MHz)	Antenna 5 Meas Power (dBm)	Total Corr'd Power (dBm)	Power Limit (dBm)	Power Margin (dB)
Mid	5290	10.68	10.68	24.00	-13.32

PSD Results

Channel	Frequency (MHz)	Antenna 5 Meas PSD (dBm/1MHz)	Total Corr'd PSD (dBm/1MHz)	PSD Limit (dBm/1MHz)	PSD Margin (dB)
Mid	5290	8.213	8.21	11.00	-2.79

MID CHANNEL

UL VERIFICATION SERVICES INC.
47173 Benicia Street, Fremont, CA 94538; USA TEL:(510) 319-4000 FAX:(510) 661-0888

This report shall not be reproduced except in full, without the written approval of UL Verification Services Inc.

1TX Antenna 5 MODE (FCC): 26 Tones, RU Index 36

Test Engineer:	20773
Test Date:	4/10/21

Bandwidth, Antenna Gain, and Limits

Channel	Frequency (MHz)	Min 26dB BW (MHz)	Directional Gain (dBi)	Power Limit (dBm)	PSD Limit (dBm/1MHz)
Mid	5290	20.96	-1.80	24.00	11.00

Duty Cycle CF (dB)	0.00	**Included in Calculations of Corr'd PSD**

Output Power Results

Channel	Frequency (MHz)	Antenna 5 Meas Power (dBm)	Total Corr'd Power (dBm)	Power Limit (dBm)	Power Margin (dB)
Mid	5290	10.71	10.71	24.00	-13.29

PSD Results

Channel	Frequency (MHz)	Antenna 5 Meas PSD (dBm/1MHz)	Total Corr'd PSD (dBm/1MHz)	PSD Limit (dBm/1MHz)	PSD Margin (dB)
Mid	5290	9.242	9.24	11.00	-1.76

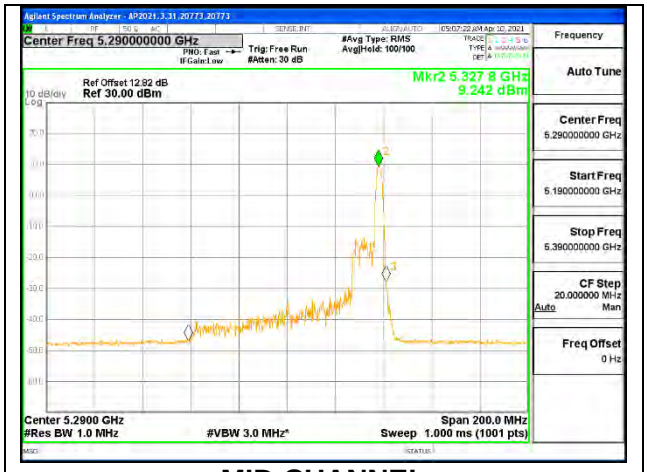

MID CHANNEL

UL VERIFICATION SERVICES INC.
47173 Benicia Street, Fremont, CA 94538; USA TEL:(510) 319-4000 FAX:(510) 661-0888

This report shall not be reproduced except in full, without the written approval of UL Verification Services Inc.

1TX Antenna 5 MODE (FCC): SU Mode

Test Engineer:	20773
Test Date:	4/10/21

Bandwidth, Antenna Gain, and Limits

Channel	Frequency (MHz)	Min 26dB BW (MHz)	Directional Gain (dBi)	Power Limit (dBm)	PSD Limit (dBm/1MHz)
Mid	5290	80.84	-1.80	24.00	11.00

Duty Cycle CF (dB)	0.00	**Included in Calculations of Corr'd PSD**

Output Power Results

Channel	Frequency (MHz)	Antenna 5 Meas Power (dBm)	Total Corr'd Power (dBm)	Power Limit (dBm)	Power Margin (dB)
Mid	5290	15.19	15.19	24.00	-8.81

PSD Results

Channel	Frequency (MHz)	Antenna 5 Meas PSD (dBm/1MHz)	Total Corr'd PSD (dBm/1MHz)	PSD Limit (dBm/1MHz)	PSD Margin (dB)
Mid	5290	-2.044	-2.04	11.00	-13.04

MID CHANNEL

UL VERIFICATION SERVICES INC.
47173 Benicia Street, Fremont, CA 94538; USA TEL:(510) 319-4000 FAX:(510) 661-0888

This report shall not be reproduced except in full, without the written approval of UL Verification Services Inc.

2TX Antenna 6 + Antenna 5 OFDMA MODE (FCC): 26 Tones, RU Index 0

Test Engineer:	20773
Test Date:	4/13/21

Bandwidth, Antenna Gain, and Limits

Channel	Frequency (MHz)	Min 26dB BW (MHz)	Directional Gain for Power (dBi)	Directional Gain for PSD (dBi)	Power Limit (dBm)	PSD Limit (dBm/1MHz)
Mid	5290	19.50	-2.04	0.96	23.90	11.00

Duty Cycle CF (dB)	0.00	**Included in Calculations of Corr'd PSD**

Output Power Results

Channel	Frequency (MHz)	Antenna 6 Meas Power (dBm)	Antenna 5 Meas Power (dBm)	Total Corr'd Power (dBm)	Power Limit (dBm)	Power Margin (dB)
Mid	5290	8.75	8.73	11.75	23.90	-12.15

PSD Results

Channel	Frequency (MHz)	Antenna 6 Meas PSD (dBm/1MHz)	Antenna 5 Meas PSD (dBm/1MHz)	Total Corr'd PSD (dBm/1MHz)	PSD Limit (dBm/1MHz)	PSD Margin (dB)
Mid	5290	6.941	6.571	9.77	11.00	-1.23

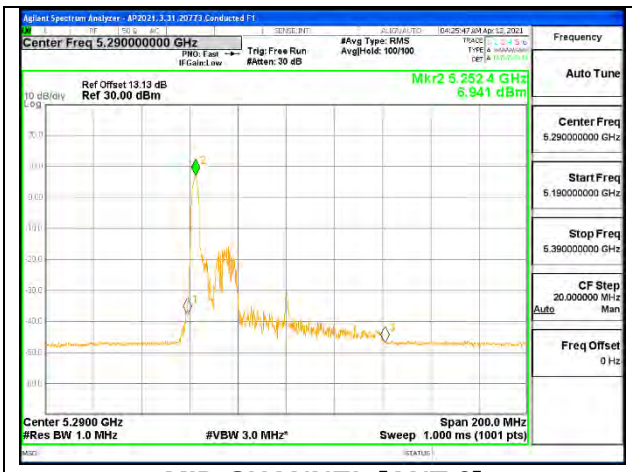

MID CHANNEL [ANT 6]

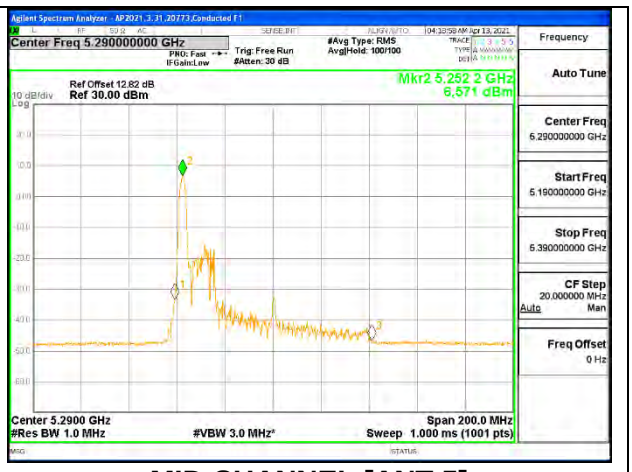

MID CHANNEL [ANT 5]

UL VERIFICATION SERVICES INC.
47173 Benicia Street, Fremont, CA 94538; USA TEL:(510) 319-4000 FAX:(510) 661-0888

This report shall not be reproduced except in full, without the written approval of UL Verification Services Inc.

2TX Antenna 6 + Antenna 5 OFDMA MODE (FCC): 26 Tones, RU Index 18

Test Engineer:	20773
Test Date:	4/13/21

Bandwidth, Antenna Gain, and Limits

Channel	Frequency (MHz)	Min 26dB BW (MHz)	Directional Gain for Power (dBi)	Directional Gain for PSD (dBi)	Power Limit (dBm)	PSD Limit (dBm/1MHz)
Mid	5290	38.28	-2.04	0.96	24.00	11.00

Duty Cycle CF (dB)	0.00	**Included in Calculations of Corr'd PSD**

Output Power Results

Channel	Frequency (MHz)	Antenna 6 Meas Power (dBm)	Antenna 5 Meas Power (dBm)	Total Corr'd Power (dBm)	Power Limit (dBm)	Power Margin (dB)
Mid	5290	8.70	8.67	11.70	24.00	-12.30

PSD Results

Channel	Frequency (MHz)	Antenna 6 Meas PSD (dBm/1MHz)	Antenna 5 Meas PSD (dBm/1MHz)	Total Corr'd PSD (dBm/1MHz)	PSD Limit (dBm/1MHz)	PSD Margin (dB)
Mid	5290	5.239	5.004	8.13	11.00	-2.87

MID CHANNEL [ANT 6]

MID CHANNEL [ANT 5]

UL VERIFICATION SERVICES INC.
47173 Benicia Street, Fremont, CA 94538; USA TEL:(510) 319-4000 FAX:(510) 661-0888

This report shall not be reproduced except in full, without the written approval of UL Verification Services Inc.

2TX Antenna 6 + Antenna 5 OFDMA MODE (FCC): 26 Tones, RU Index 36

Test Engineer:	20773
Test Date:	4/13/21

Bandwidth, Antenna Gain, and Limits

Channel	Frequency (MHz)	Min 26dB BW (MHz)	Directional Gain for Power (dBi)	Directional Gain for PSD (dBi)	Power Limit (dBm)	PSD Limit (dBm/1MHz)
Mid	5290	20.22	-2.04	0.96	24.00	11.00

Duty Cycle CF (dB)	0.00	**Included in Calculations of Corr'd PSD**

Output Power Results

Channel	Frequency (MHz)	Antenna 6 Meas Power (dBm)	Antenna 5 Meas Power (dBm)	Total Corr'd Power (dBm)	Power Limit (dBm)	Power Margin (dB)
Mid	5290	8.69	8.72	11.72	24.00	-12.28

PSD Results

Channel	Frequency (MHz)	Antenna 6 Meas PSD (dBm/1MHz)	Antenna 5 Meas PSD (dBm/1MHz)	Total Corr'd PSD (dBm/1MHz)	PSD Limit (dBm/1MHz)	PSD Margin (dB)
Mid	5290	6.656	7.025	9.85	11.00	-1.15

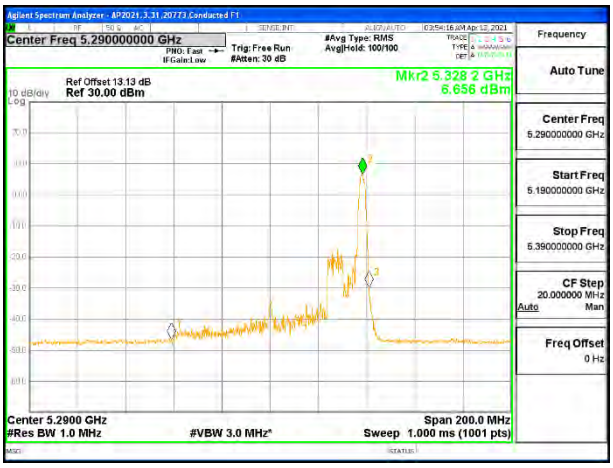

MID CHANNEL [ANT 6]

MID CHANNEL [ANT 5]

UL VERIFICATION SERVICES INC.
47173 Benicia Street, Fremont, CA 94538; USA TEL:(510) 319-4000 FAX:(510) 661-0888

This report shall not be reproduced except in full, without the written approval of UL Verification Services Inc.

2TX Antenna 6 + Antenna 5 OFDMA MODE (FCC): SU Mode

Test Engineer:	20773
Test Date:	4/9/21

Bandwidth, Antenna Gain, and Limits

Channel	Frequency (MHz)	Min 26dB BW (MHz)	Directional Gain for Power (dBi)	Directional Gain for PSD (dBi)	Power Limit (dBm)	PSD Limit (dBm/1MHz)
Mid	5290	81.34	-2.04	0.96	24.00	11.00

Duty Cycle CF (dB)	0.00	**Included in Calculations of Corr'd PSD**

Output Power Results

Channel	Frequency (MHz)	Antenna 6 Meas Power (dBm)	Antenna 5 Meas Power (dBm)	Total Corr'd Power (dBm)	Power Limit (dBm)	Power Margin (dB)
Mid	5290	14.23	14.19	17.22	24.00	-6.78

PSD Results

Channel	Frequency (MHz)	Antenna 6 Meas PSD (dBm/1MHz)	Antenna 5 Meas PSD (dBm/1MHz)	Total Corr'd PSD (dBm/1MHz)	PSD Limit (dBm/1MHz)	PSD Margin (dB)
Mid	5290	-2.192	-2.380	0.73	11.00	-10.27

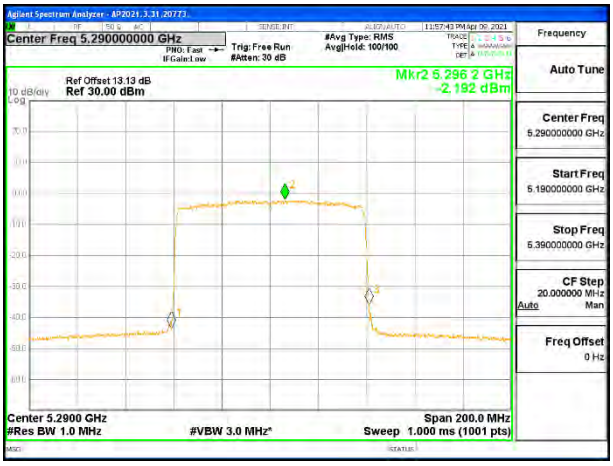

MID CHANNEL [ANT 6]

MID CHANNEL [ANT 5]

UL VERIFICATION SERVICES INC.
47173 Benicia Street, Fremont, CA 94538; USA TEL:(510) 319-4000 FAX:(510) 661-0888

This report shall not be reproduced except in full, without the written approval of UL Verification Services Inc.

9.4.13. 802.11n HT20 MODE IN THE 5.6 GHz BAND

1TX Antenna 6 MODE (FCC)

Test Engineer:	23560
Test Date:	1/28/21

Bandwidth, Antenna Gain, and Limits

Channel	Frequency (MHz)	Min 26dB BW (MHz)	Directional Gain (dBi)	Power Limit (dBm)	PSD Limit (dBm/1MHz)
Low	5500	21.437	-2.70	24.00	11.00
Mid	5580	21.247	-2.70	24.00	11.00
High	5700	21.142	-2.70	24.00	11.00
144	5720	15.707	-2.70	22.96	11.00
Duty Cycle CF (dB)		0.00	**Included in Calculations Corr'd PSD**		

Output Power Results

Channel	Frequency (MHz)	Antenna 6 Meas Power (dBm)	Total Corr'd Power (dBm)	Power Limit (dBm)	Power Margin (dB)
Low	5500	18.55	18.55	24.00	-5.45
Mid	5580	19.73	19.73	24.00	-4.27
High	5700	18.21	18.21	24.00	-5.79
144	5720	19.69	19.69	22.96	-3.27

PSD Results

Channel	Frequency (MHz)	Antenna 6 Meas PSD (dBm/1MHz)	Total Corr'd PSD (dBm/1MHz)	PSD Limit (dBm/1MHz)	PSD Margin (dB)
Low	5500	8.851	8.851	11.00	-2.149
Mid	5580	10.144	10.144	11.00	-0.856
High	5700	8.417	8.417	11.00	-2.583
144	5720	9.849	9.849	11.00	-1.151

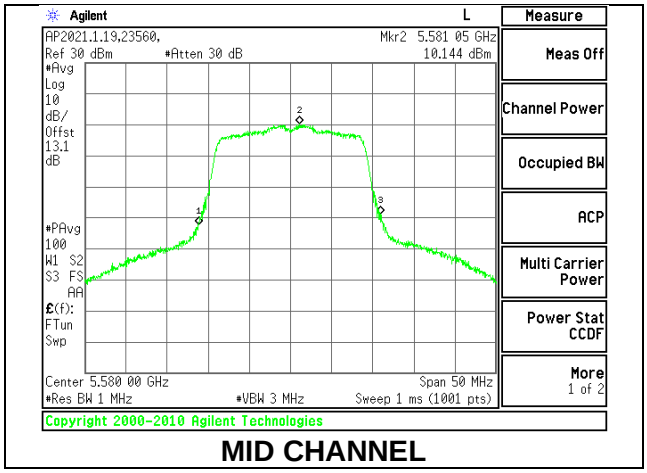

MID CHANNEL

UL VERIFICATION SERVICES INC.
47173 Benicia Street, Fremont, CA 94538; USA TEL:(510) 319-4000 FAX:(510) 661-0888

This report shall not be reproduced except in full, without the written approval of UL Verification Services Inc.

1TX Antenna 5 MODE (FCC)

Test Engineer:	23560
Test Date:	1/29/21

Bandwidth, Antenna Gain, and Limits

Channel	Frequency (MHz)	Min 26dB BW (MHz)	Directional Gain (dBi)	Power Limit (dBm)	PSD Limit (dBm/1MHz)
Low	5500	21.309	-3.00	24.00	11.00
Mid	5580	21.129	-3.00	24.00	11.00
High	5700	21.123	-3.00	24.00	11.00
144	5720	15.586	-3.00	22.93	11.00

Duty Cycle CF (dB)	0.00	**Included in Calculations Corr'd PSD**

Output Power Results

Channel	Frequency (MHz)	Antenna 5 Meas Power (dBm)	Total Corr'd Power (dBm)	Power Limit (dBm)	Power Margin (dB)
Low	5500	18.50	18.50	24.00	-5.50
Mid	5580	19.69	19.69	24.00	-4.31
High	5700	18.22	18.22	24.00	-5.78
144	5720	19.67	19.67	22.93	-3.26

PSD Results

Channel	Frequency (MHz)	Antenna 5 Meas PSD (dBm/1MHz)	Total Corr'd PSD (dBm/1MHz)	PSD Limit (dBm/1MHz)	PSD Margin (dB)
Low	5500	8.715	8.715	11.00	-2.285
Mid	5580	9.824	9.824	11.00	-1.176
High	5700	8.696	8.696	11.00	-2.304
144	5720	9.800	9.800	11.00	-1.200

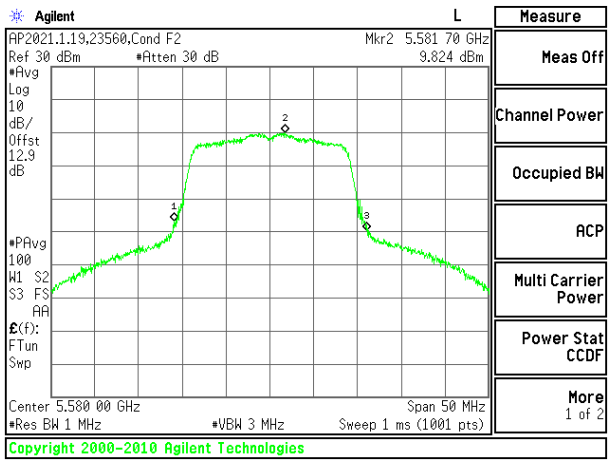

MID CHANNEL

UL VERIFICATION SERVICES INC.
47173 Benicia Street, Fremont, CA 94538; USA TEL:(510) 319-4000 FAX:(510) 661-0888

This report shall not be reproduced except in full, without the written approval of UL Verification Services Inc.

2TX Antenna 6 + Antenna 5 CDD MODE (FCC)

Test Engineer:	23560
Test Date:	1/29/21

Bandwidth, Antenna Gain, and Limits

Channel	Frequency (MHz)	Min 26dB BW (MHz)	Directional Gain for Power (dBi)	Directional Gain for PSD (dBi)	Power Limit (dBm)	PSD Limit (dBm/1MHz)
Low	5500	21.176	-2.85	0.16	24.00	11.00
Mid	5580	21.157	-2.85	0.16	24.00	11.00
High	5700	21.049	-2.85	0.16	24.00	11.00
144	5720	15.577	-2.85	0.16	22.92	11.00

Duty Cycle CF (dB)	0.10	**Included in Calculations of Corr'd PSD**

Output Power Results

Channel	Frequency (MHz)	Antenna 6 Meas Power (dBm)	Antenna 5 Meas Power (dBm)	Total Corr'd Power (dBm)	Power Limit (dBm)	Power Margin (dB)
Low	5500	16.68	16.67	19.69	24.00	-4.31
Mid	5580	16.74	16.72	19.74	24.00	-4.26
High	5700	16.78	16.80	19.80	24.00	-4.20
144	5720	16.66	16.67	19.68	22.92	-3.25

PSD Results

Channel	Frequency (MHz)	Antenna 6 Meas PSD (dBm/1MHz)	Antenna 5 Meas PSD (dBm/1MHz)	Total Corr'd PSD (dBm/1MHz)	PSD Limit (dBm/1MHz)	PSD Margin (dB)
Low	5500	6.868	6.700	9.895	11.00	-1.105
Mid	5580	7.252	7.040	10.258	11.00	-0.742
High	5700	6.913	6.893	10.013	11.00	-0.987
144	5720	6.633	6.654	9.754	11.00	-1.246

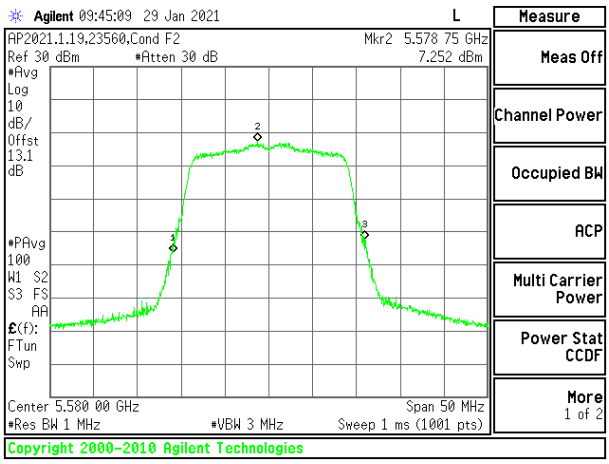

MID CHANNEL [ANT 6]

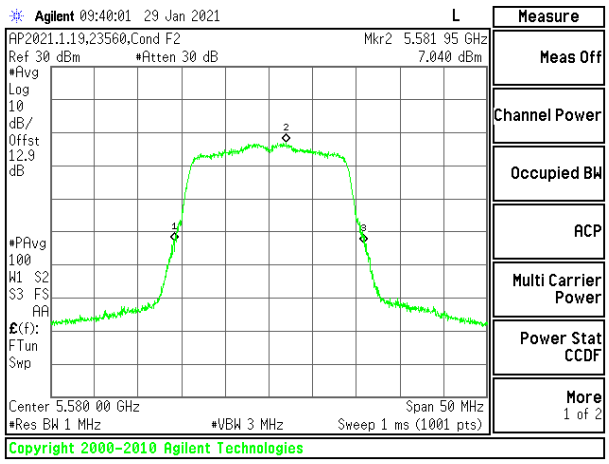

MID CHANNEL [ANT 5]

UL VERIFICATION SERVICES INC.
47173 Benicia Street, Fremont, CA 94538; USA TEL:(510) 319-4000 FAX:(510) 661-0888

This report shall not be reproduced except in full, without the written approval of UL Verification Services Inc.

9.4.14. 802.11n HT40 MODE IN THE 5.6 GHz BAND

1TX Antenna 6 MODE (FCC)

Test Engineer:	23560
Test Date:	1/28/21

Bandwidth, Antenna Gain, and Limits

Channel	Frequency (MHz)	Min 26dB BW (MHz)	Directional Gain (dBi)	Power Limit (dBm)	PSD Limit (dBm/1MHz)
Low	5510	39.354	-2.70	24.00	11.00
Mid	5550	39.615	-2.70	24.00	11.00
High	5670	39.551	-2.70	24.00	11.00
142	5710	39.446	-2.70	24.00	11.00

Duty Cycle CF (dB)	0.10	**Included in Calculations Corr'd PSD**

Output Power Results

Channel	Frequency (MHz)	Antenna 6 Meas Power (dBm)	Total Corr'd Power (dBm)	Power Limit (dBm)	Power Margin (dB)
Low	5510	16.20	16.20	24.00	-7.80
Mid	5550	20.20	20.20	24.00	-3.80
High	5670	20.21	20.21	24.00	-3.79
142	5710	20.23	20.23	24.00	-3.77

PSD Results

Channel	Frequency (MHz)	Antenna 5 Meas PSD (dBm/1MHz)	Total Corr'd PSD (dBm/1MHz)	PSD Limit (dBm/1MHz)	PSD Margin (dB)
Low	5510	3.171	3.271	11.00	-7.729
Mid	5550	7.626	7.726	11.00	-3.274
High	5670	7.328	7.428	11.00	-3.572
142	5710	8.455	8.555	11.00	-2.445

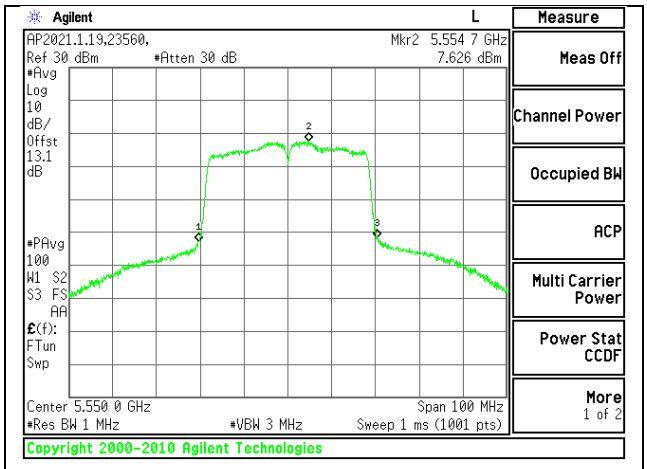

MID CHANNEL

UL VERIFICATION SERVICES INC.
47173 Benicia Street, Fremont, CA 94538; USA TEL:(510) 319-4000 FAX:(510) 661-0888

This report shall not be reproduced except in full, without the written approval of UL Verification Services Inc.

1TX Antenna 5 MODE (FCC)

Test Engineer:	23560
Test Date:	1/29/21

Bandwidth, Antenna Gain, and Limits

Channel	Frequency (MHz)	Min 26dB BW (MHz)	Directional Gain (dBi)	Power Limit (dBm)	PSD Limit (dBm/1MHz)
Low	5510	39.877	-3.00	24.00	11.00
Mid	5550	39.627	-3.00	24.00	11.00
High	5670	39.428	-3.00	24.00	11.00
142	5710	39.398	-3.00	24.00	11.00

Duty Cycle CF (dB)	0.10	**Included in Calculations Corr'd PSD**

Output Power Results

Channel	Frequency (MHz)	Antenna 5 Meas Power (dBm)	Total Corr'd Power (dBm)	Power Limit (dBm)	Power Margin (dB)
Low	5510	16.23	16.23	24.00	-7.77
Mid	5550	20.21	20.21	24.00	-3.79
High	5670	20.19	20.19	24.00	-3.81
142	5710	20.23	20.23	24.00	-3.77

PSD Results

Channel	Frequency (MHz)	Antenna 5 Meas PSD (dBm/1MHz)	Total Corr'd PSD (dBm/1MHz)	PSD Limit (dBm/1MHz)	PSD Margin (dB)
Low	5510	3.153	3.253	11.00	-7.747
Mid	5550	7.793	7.893	11.00	-3.107
High	5670	7.195	7.295	11.00	-3.705
142	5710	8.387	8.487	11.00	-2.513

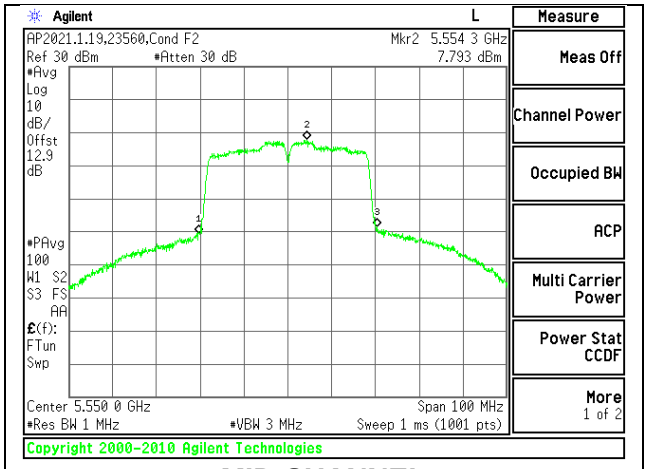

MID CHANNEL

UL VERIFICATION SERVICES INC.
47173 Benicia Street, Fremont, CA 94538; USA TEL:(510) 319-4000 FAX:(510) 661-0888

This report shall not be reproduced except in full, without the written approval of UL Verification Services Inc.

2TX Antenna 6 + Antenna 5 CDD MODE (FCC)

Test Engineer:	23560
Test Date:	1/29/21

Bandwidth, Antenna Gain, and Limits

Channel	Frequency (MHz)	Min 26dB BW (MHz)	Directional Gain for Power (dBi)	Directional Gain for PSD (dBi)	Power Limit (dBm)	PSD Limit (dBm/1MHz)
Low	5510	39.139	-2.85	0.16	24.00	11.00
Mid	5550	39.124	-2.85	0.16	24.00	11.00
High	5670	39.274	-2.85	0.16	24.00	11.00
142	5710	39.240	-2.85	0.16	24.00	11.00

Duty Cycle CF (dB)	0.18	**Included in Calculations of Corr'd Power & PSD**

Output Power Results

Channel	Frequency (MHz)	Antenna 6 Meas Power (dBm)	Antenna 5 Meas Power (dBm)	Total Corr'd Power (dBm)	Power Limit (dBm)	Power Margin (dB)
Low	5510	15.24	15.23	18.25	24.00	-5.75
Mid	5550	19.20	19.22	22.22	24.00	-1.78
High	5670	19.24	19.25	22.26	24.00	-1.74
142	5710	19.23	19.23	22.24	24.00	-1.76

PSD Results

Channel	Frequency (MHz)	Antenna 6 Meas PSD (dBm/1MHz)	Antenna 5 Meas PSD (dBm/1MHz)	Total Corr'd PSD (dBm/1MHz)	PSD Limit (dBm/ 1MHz)	PSD Margin (dB)
Low	5510	2.543	2.463	5.693	11.00	-5.31
Mid	5550	6.645	6.809	9.918	11.00	-1.08
High	5670	6.965	7.087	10.217	11.00	-0.78
142	5710	6.860	6.887	10.064	11.00	-0.94

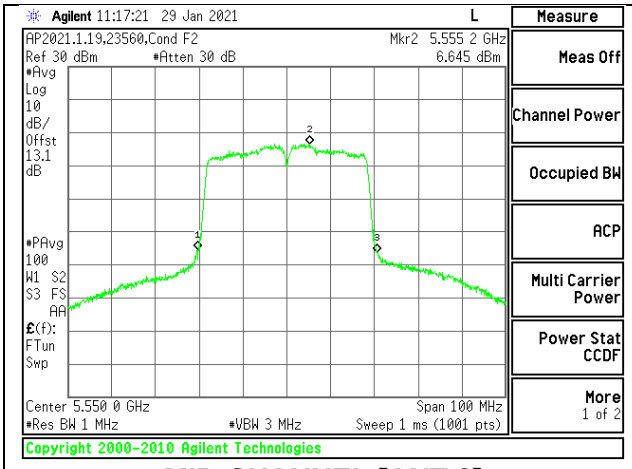

MID CHANNEL [ANT 6]

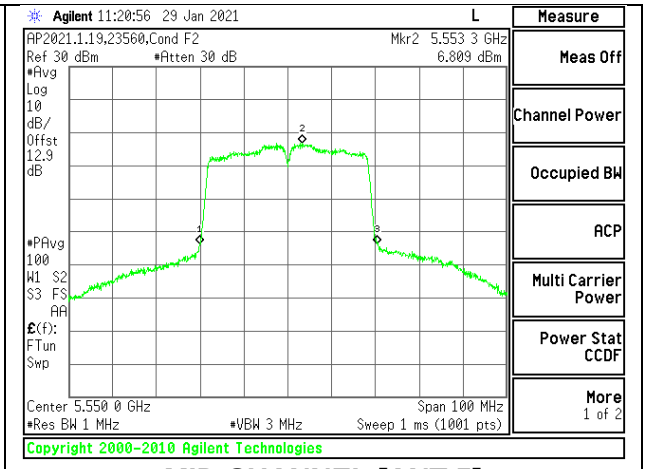

MID CHANNEL [ANT 5]

UL VERIFICATION SERVICES INC.
47173 Benicia Street, Fremont, CA 94538; USA TEL:(510) 319-4000 FAX:(510) 661-0888

This report shall not be reproduced except in full, without the written approval of UL Verification Services Inc.

9.4.15. 802.11ac VHT80 MODE IN THE 5.6 GHz BAND

1TX Antenna 6 MODE (FCC)

Test Engineer:	19480
Test Date:	5/25/21

Bandwidth, Antenna Gain, and Limits

Channel	Frequency (MHz)	Min 26dB BW (MHz)	Directional Gain (dBi)	Power Limit (dBm)	PSD Limit (dBm/1MHz)
Low	5530	80.476	-2.70	24.00	11.00
High	5610	80.310	-2.70	24.00	11.00
138	5690	80.539	-2.70	24.00	11.00

Duty Cycle CF (dB)	0.22	**Included in Calculations Corr'd PSD**

Output Power Results

Channel	Frequency (MHz)	Antenna 6 Meas Power (dBm)	Total Corr'd Power (dBm)	Power Limit (dBm)	Power Margin (dB)
Low	5530	15.75	15.75	24.00	-8.25
High	5610	20.23	20.23	24.00	-3.77
138	5690	20.21	20.21	24.00	-3.79

PSD Results

Channel	Frequency (MHz)	Antenna 6 Meas PSD (dBm/1MHz)	Total Corr'd PSD (dBm/1MHz)	PSD Limit (dBm/1MHz)	PSD Margin (dB)
Low	5530	-0.202	0.018	11.00	-10.982
High	5610	5.202	5.422	11.00	-5.578
138	5690	5.134	5.354	11.00	-5.646

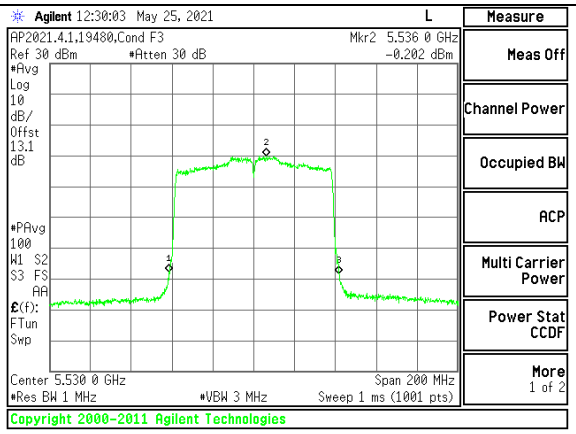

LOW CHANNEL

UL VERIFICATION SERVICES INC.
47173 Benicia Street, Fremont, CA 94538; USA TEL:(510) 319-4000 FAX:(510) 661-0888

This report shall not be reproduced except in full, without the written approval of UL Verification Services Inc.

1TX Antenna 5 MODE (FCC)

Test Engineer:	19480
Test Date:	5/25/21

Bandwidth, Antenna Gain, and Limits

Channel	Frequency (MHz)	Min 26dB BW (MHz)	Directional Gain (dBi)	Power Limit (dBm)	PSD Limit (dBm/1MHz)
Low	5530	80.608	-3.00	24.00	11.00
High	5610	80.200	-3.00	24.00	11.00
138	5690	80.733	-3.00	24.00	11.00

Duty Cycle CF (dB)	0.22	**Included in Calculations Corr'd PSD**

Output Power Results

Channel	Frequency (MHz)	Antenna 5 Meas Power (dBm)	Total Corr'd Power (dBm)	Power Limit (dBm)	Power Margin (dB)
Low	5530	15.77	15.77	24.00	-8.23
High	5610	20.24	20.24	24.00	-3.76
138	5690	20.20	20.20	24.00	-3.80

PSD Results

Channel	Frequency (MHz)	Antenna 5 Meas PSD (dBm/1MHz)	Total Corr'd PSD (dBm/1MHz)	PSD Limit (dBm/1MHz)	PSD Margin (dB)
Low	5530	0.169	0.389	11.00	-10.611
High	5610	5.370	5.590	11.00	-5.410
138	5690	5.147	5.367	11.00	-5.633

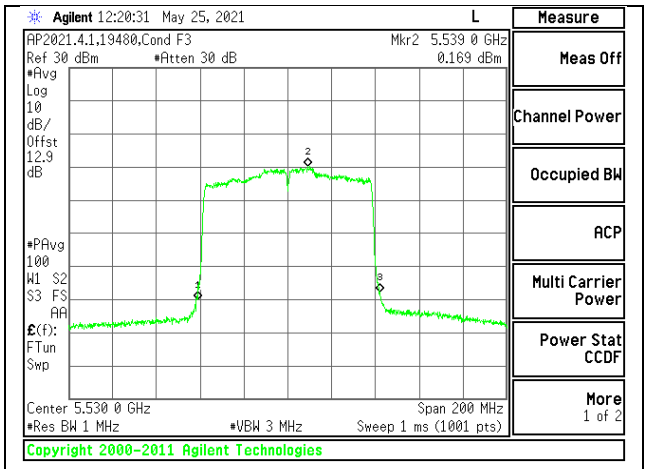

LOW CHANNEL

UL VERIFICATION SERVICES INC.
47173 Benicia Street, Fremont, CA 94538; USA TEL:(510) 319-4000 FAX:(510) 661-0888

This report shall not be reproduced except in full, without the written approval of UL Verification Services Inc.

2TX Antenna 6 + Antenna 5 CDD MODE (FCC)

Test Engineer:	19480
Test Date:	5/25/21

Bandwidth, Antenna Gain, and Limits

Channel	Frequency (MHz)	Min 26dB BW (MHz)	Directional Gain for Power (dBi)	Directional Gain for PSD (dBi)	Power Limit (dBm)	PSD Limit (dBm/1MHz)
Low	5530	80.501	-2.85	0.16	24.00	11.00
High	5610	80.202	-2.85	0.16	24.00	11.00
138	5690	80.212	-2.85	0.16	24.00	11.00

Duty Cycle CF (dB)	0.39	**Included in Calculations of Corr'd PSD**

Output Power Results

Channel	Frequency (MHz)	Antenna 6 Meas Power (dBm)	Antenna 5 Meas Power (dBm)	Total Corr'd Power (dBm)	Power Limit (dBm)	Power Margin (dB)
Low	5530	15.05	15.07	18.07	24.00	-5.93
High	5610	19.70	19.72	22.72	24.00	-1.28
138	5690	19.73	19.74	22.75	24.00	-1.25

PSD Results

Channel	Frequency (MHz)	Antenna 6 Meas PSD (dBm/1MHz)	Antenna 5 Meas PSD (dBm/1MHz)	Total Corr'd PSD (dBm/1MHz)	PSD Limit (dBm/1MHz)	PSD Margin (dB)
Low	5530	-1.027	-0.556	2.615	11.00	-8.385
High	5610	3.594	3.852	7.125	11.00	-3.875
138	5690	3.844	3.936	7.291	11.00	-3.709

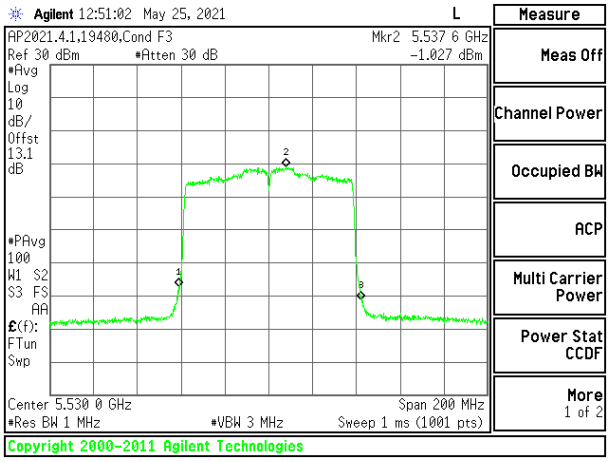

LOW CHANNEL [ANT 6]

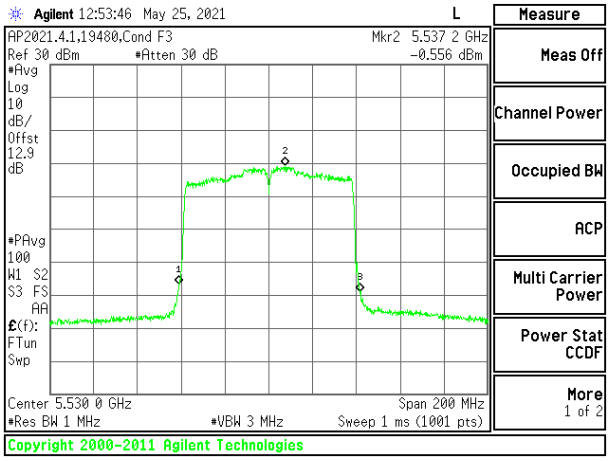

LOW CHANNEL [ANT 5]

UL VERIFICATION SERVICES INC.
47173 Benicia Street, Fremont, CA 94538; USA TEL:(510) 319-4000 FAX:(510) 661-0888

This report shall not be reproduced except in full, without the written approval of UL Verification Services Inc.

9.4.16. 802.11ax HE20 MODE IN THE 5.6 GHz BAND

1TX Antenna 6 MODE (FCC): 26 Tones, RU Index 0

Test Engineer:	23560
Test Date:	1/30/21

Bandwidth, Antenna Gain, and Limits

Channel	Frequency (MHz)	Min 26dB BW (MHz)	Directional Gain (dBi)	Power Limit (dBm)	PSD Limit (dBm/1MHz)
Low	5500	20.378	-2.70	24.00	11.00
Mid	5580	20.429	-2.70	24.00	11.00
High	5700	20.018	-2.70	24.00	11.00
144	5720	14.862	-2.70	22.72	11.00

Duty Cycle CF (dB)	0.00	**Included in Calculations Corr'd PSD**

Output Power Results

Channel	Frequency (MHz)	Antenna 6 Meas Power (dBm)	Total Corr'd Power (dBm)	Power Limit (dBm)	Power Margin (dB)
Low	5500	11.69	11.69	24.00	-12.31
Mid	5580	11.70	11.70	24.00	-12.30
High	5700	11.73	11.73	24.00	-12.27
144	5720	11.75	11.75	22.72	-10.97

PSD Results

Channel	Frequency (MHz)	Antenna 6 Meas PSD (dBm/1MHz)	Total Corr'd PSD (dBm/1MHz)	PSD Limit (dBm/1MHz)	PSD Margin (dB)
Low	5500	9.326	9.326	11.00	-1.674
Mid	5580	9.430	9.430	11.00	-1.570
High	5700	9.412	9.412	11.00	-1.588
144	5720	9.661	9.661	11.00	-1.339

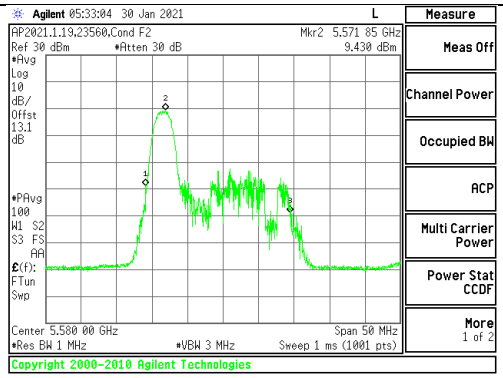

MID CHANNEL

UL VERIFICATION SERVICES INC.
47173 Benicia Street, Fremont, CA 94538; USA TEL:(510) 319-4000 FAX:(510) 661-0888

This report shall not be reproduced except in full, without the written approval of UL Verification Services Inc.

1TX Antenna 6 MODE (FCC): 26 Tones, RU Index 4

Test Engineer:	23560
Test Date:	1/30/21

Bandwidth, Antenna Gain, and Limits

Channel	Frequency (MHz)	Min 26dB BW (MHz)	Directional Gain (dBi)	Power Limit (dBm)	PSD Limit (dBm/1MHz)
Low	5500	19.444	-2.70	23.89	11.00
Mid	5580	19.585	-2.70	23.92	11.00
High	5700	19.522	-2.70	23.91	11.00
144	5720	14.762	-2.70	22.69	11.00

Duty Cycle CF (dB)	0.00	**Included in Calculations Corr'd PSD**

Output Power Results

Channel	Frequency (MHz)	Antenna 6 Meas Power (dBm)	Total Corr'd Power (dBm)	Power Limit (dBm)	Power Margin (dB)
Low	5500	11.69	11.69	23.89	-12.20
Mid	5580	11.71	11.71	23.92	-12.21
High	5700	11.68	11.68	23.91	-12.23
144	5720	11.70	11.70	22.69	-10.99

PSD Results

Channel	Frequency (MHz)	Antenna 6 Meas PSD (dBm/1MHz)	Total Corr'd PSD (dBm/1MHz)	PSD Limit (dBm/1MHz)	PSD Margin (dB)
Low	5500	8.481	8.481	11.00	-2.519
Mid	5580	8.598	8.598	11.00	-2.402
High	5700	8.362	8.362	11.00	-2.638
144	5720	8.645	8.645	11.00	-2.355

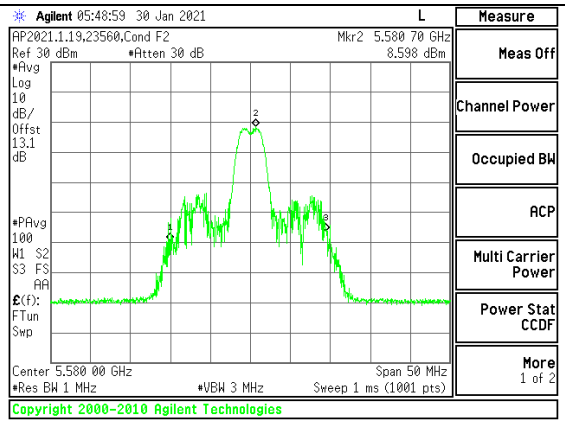

MID CHANNEL

UL VERIFICATION SERVICES INC.
47173 Benicia Street, Fremont, CA 94538; USA TEL:(510) 319-4000 FAX:(510) 661-0888

This report shall not be reproduced except in full, without the written approval of UL Verification Services Inc.

1TX Antenna 6 MODE (FCC): 26 Tones, RU Index 8

Test Engineer:	23560
Test Date:	1/30/21

Bandwidth, Antenna Gain, and Limits

Channel	Frequency (MHz)	Min 26dB BW (MHz)	Directional Gain (dBi)	Power Limit (dBm)	PSD Limit (dBm/1MHz)
Low	5500	20.808	-2.70	24.00	11.00
Mid	5580	20.661	-2.70	24.00	11.00
High	5700	20.763	-2.70	24.00	11.00
144	5720	15.444	-2.70	22.89	11.00

Duty Cycle CF (dB)	0.00	**Included in Calculations Corr'd PSD**

Output Power Results

Channel	Frequency (MHz)	Antenna 6 Meas Power (dBm)	Total Corr'd Power (dBm)	Power Limit (dBm)	Power Margin (dB)
Low	5500	11.70	11.70	24.00	-12.30
Mid	5580	11.73	11.73	24.00	-12.27
High	5700	11.72	11.72	24.00	-12.28
144	5720	11.75	11.75	22.89	-11.14

PSD Results

Channel	Frequency (MHz)	Antenna 6 Meas PSD (dBm/1MHz)	Total Corr'd PSD (dBm/1MHz)	PSD Limit (dBm/1MHz)	PSD Margin (dB)
Low	5500	9.386	9.386	11.00	-1.614
Mid	5580	9.599	9.599	11.00	-1.401
High	5700	9.670	9.670	11.00	-1.330
144	5720	9.762	9.762	11.00	-1.238

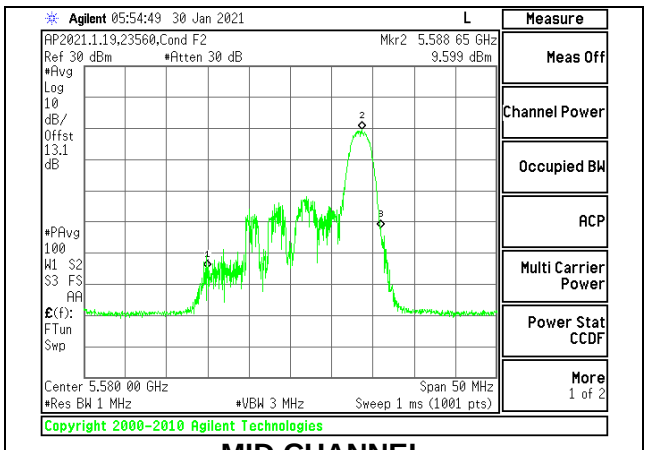

MID CHANNEL

UL VERIFICATION SERVICES INC.
47173 Benicia Street, Fremont, CA 94538; USA TEL:(510) 319-4000 FAX:(510) 661-0888

This report shall not be reproduced except in full, without the written approval of UL Verification Services Inc.

1TX Antenna 6 MODE (FCC): SU Mode

Test Engineer:	23560
Test Date:	1/30/21

Bandwidth, Antenna Gain, and Limits

Channel	Frequency (MHz)	Min 26dB BW (MHz)	Directional Gain (dBi)	Power Limit (dBm)	PSD Limit (dBm/1MHz)
Low	5500	21.417	-2.70	24.00	11.00
Mid	5580	21.627	-2.70	24.00	11.00
High	5700	21.342	-2.70	24.00	11.00
144	5720	15.815	-2.70	22.99	11.00

Duty Cycle CF (dB)	0.00	**Included in Calculations Corr'd PSD**

Output Power Results

Channel	Frequency (MHz)	Antenna 6 Meas Power (dBm)	Total Corr'd Power (dBm)	Power Limit (dBm)	Power Margin (dB)
Low	5500	18.26	18.26	24.00	-5.74
Mid	5580	19.71	19.71	24.00	-4.29
High	5700	16.21	16.21	24.00	-7.79
144	5720	19.70	19.70	22.99	-3.29

PSD Results

Channel	Frequency (MHz)	Antenna 6 Meas PSD (dBm/1MHz)	Total Corr'd PSD (dBm/1MHz)	PSD Limit (dBm/1MHz)	PSD Margin (dB)
Low	5500	6.829	6.829	11.00	-4.171
Mid	5580	8.480	8.480	11.00	-2.520
High	5700	5.018	5.018	11.00	-5.982
144	5720	8.465	8.465	11.00	-2.535

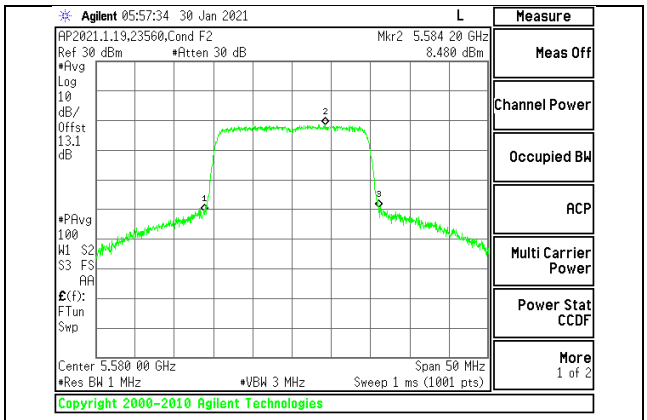

MID CHANNEL

UL VERIFICATION SERVICES INC.
47173 Benicia Street, Fremont, CA 94538; USA TEL:(510) 319-4000 FAX:(510) 661-0888

This report shall not be reproduced except in full, without the written approval of UL Verification Services Inc.

1TX Antenna 5 MODE (FCC): 26 Tones, RU Index 0

Test Engineer:	23560
Test Date:	2/2/21

Bandwidth, Antenna Gain, and Limits

Channel	Frequency (MHz)	Min 26dB BW (MHz)	Directional Gain (dBi)	Power Limit (dBm)	PSD Limit (dBm/1MHz)
Low	5500	20.222	-3.00	24.00	11.00
Mid	5580	20.336	-3.00	24.00	11.00
High	5700	20.543	-3.00	24.00	11.00
144	5720	14.990	-3.00	22.76	11.00

Duty Cycle CF (dB)	0.00	**Included in Calculations Corr'd PSD**

Output Power Results

Channel	Frequency (MHz)	Antenna 5 Meas Power (dBm)	Total Corr'd Power (dBm)	Power Limit (dBm)	Power Margin (dB)
Low	5500	11.70	11.70	24.00	-12.30
Mid	5580	11.67	11.67	24.00	-12.33
High	5700	11.71	11.71	24.00	-12.29
144	5720	11.70	11.70	22.76	-11.06

PSD Results

Channel	Frequency (MHz)	Antenna 5 Meas PSD (dBm/1MHz)	Total Corr'd PSD (dBm/1MHz)	PSD Limit (dBm/1MHz)	PSD Margin (dB)
Low	5500	9.559	9.559	11.00	-1.441
Mid	5580	9.190	9.190	11.00	-1.810
High	5700	9.611	9.611	11.00	-1.389
144	5720	9.907	9.907	11.00	-1.093

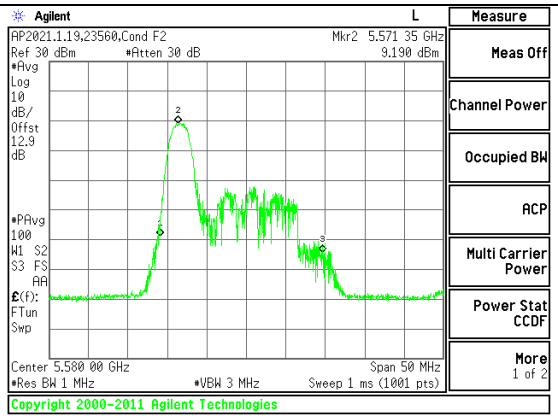

MID CHANNEL

UL VERIFICATION SERVICES INC.
47173 Benicia Street, Fremont, CA 94538; USA TEL:(510) 319-4000 FAX:(510) 661-0888

This report shall not be reproduced except in full, without the written approval of UL Verification Services Inc.

1TX Antenna 5 MODE (FCC): 26 Tones, RU Index 4

Test Engineer:	23560
Test Date:	2/2/21

Bandwidth, Antenna Gain, and Limits

Channel	Frequency (MHz)	Min 26dB BW (MHz)	Directional Gain (dBi)	Power Limit (dBm)	PSD Limit (dBm/1MHz)
Low	5500	19.410	-3.00	23.88	11.00
Mid	5580	19.442	-3.00	23.89	11.00
High	5700	19.510	-3.00	23.90	11.00
144	5720	14.745	-3.00	22.69	11.00

Duty Cycle CF (dB)	0.00	**Included in Calculations Corr'd PSD**

Output Power Results

Channel	Frequency (MHz)	Antenna 5 Meas Power (dBm)	Total Corr'd Power (dBm)	Power Limit (dBm)	Power Margin (dB)
Low	5500	11.71	11.71	23.88	-12.17
Mid	5580	11.68	11.68	23.89	-12.21
High	5700	11.72	11.72	23.90	-12.18
144	5720	11.69	11.69	22.69	-11.00

PSD Results

Channel	Frequency (MHz)	Antenna 5 Meas PSD (dBm/1MHz)	Total Corr'd PSD (dBm/1MHz)	PSD Limit (dBm/1MHz)	PSD Margin (dB)
Low	5500	8.475	8.475	11.00	-2.525
Mid	5580	8.363	8.363	11.00	-2.637
High	5700	8.488	8.488	11.00	-2.512
144	5720	8.471	8.471	11.00	-2.529

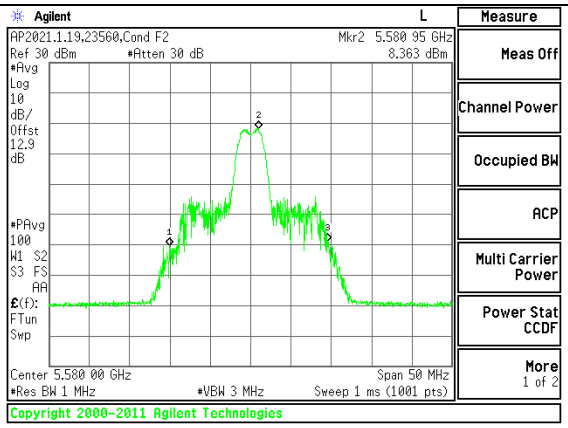

MID CHANNEL

UL VERIFICATION SERVICES INC.
47173 Benicia Street, Fremont, CA 94538; USA TEL:(510) 319-4000 FAX:(510) 661-0888

This report shall not be reproduced except in full, without the written approval of UL Verification Services Inc.

1TX Antenna 5 MODE (FCC): 26 Tones, RU Index 8

Test Engineer:	23560
Test Date:	2/2/21

Bandwidth, Antenna Gain, and Limits

Channel	Frequency (MHz)	Min 26dB BW (MHz)	Directional Gain (dBi)	Power Limit (dBm)	PSD Limit (dBm/1MHz)
Low	5500	20.815	-3.00	24.00	11.00
Mid	5580	20.944	-3.00	24.00	11.00
High	5700	20.822	-3.00	24.00	11.00
144	5720	15.530	-3.00	22.91	11.00

Duty Cycle CF (dB)	0.00	**Included in Calculations Corr'd PSD**

Output Power Results

Channel	Frequency (MHz)	Antenna 5 Meas Power (dBm)	Total Corr'd Power (dBm)	Power Limit (dBm)	Power Margin (dB)
Low	5500	11.67	11.67	24.00	-12.33
Mid	5580	11.73	11.73	24.00	-12.27
High	5700	11.72	11.72	24.00	-12.28
144	5720	11.70	11.70	22.91	-11.21

PSD Results

Channel	Frequency (MHz)	Antenna 5 Meas PSD (dBm/1MHz)	Total Corr'd PSD (dBm/1MHz)	PSD Limit (dBm/1MHz)	PSD Margin (dB)
Low	5500	9.254	9.254	11.00	-1.746
Mid	5580	9.763	9.763	11.00	-1.237
High	5700	9.663	9.663	11.00	-1.337
144	5720	9.575	9.575	11.00	-1.425

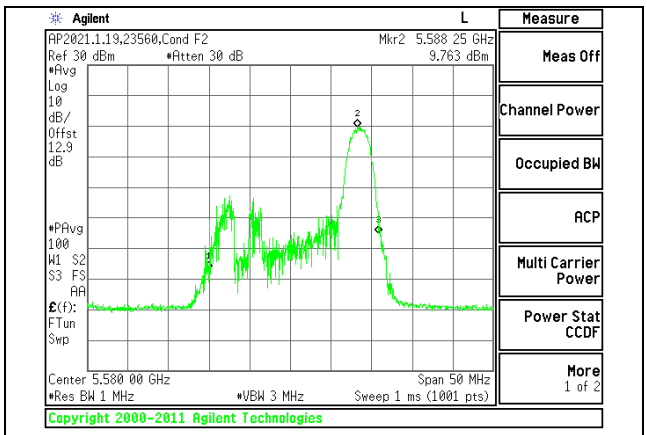

MID CHANNEL

UL VERIFICATION SERVICES INC.
47173 Benicia Street, Fremont, CA 94538; USA TEL:(510) 319-4000 FAX:(510) 661-0888

This report shall not be reproduced except in full, without the written approval of UL Verification Services Inc.

1TX Antenna 5 MODE (FCC): SU Mode

Test Engineer:	23560
Test Date:	2/2/21

Bandwidth, Antenna Gain, and Limits

Channel	Frequency (MHz)	Min 26dB BW (MHz)	Directional Gain (dBi)	Power Limit (dBm)	PSD Limit (dBm/1MHz)
Low	5500	21.507	-3.00	24.00	11.00
Mid	5580	21.681	-3.00	24.00	11.00
High	5700	21.579	-3.00	24.00	11.00
144	5720	15.655	-3.00	22.95	11.00

Duty Cycle CF (dB)	0.00	**Included in Calculations Corr'd PSD**

Output Power Results

Channel	Frequency (MHz)	Antenna 5 Meas Power (dBm)	Total Corr'd Power (dBm)	Power Limit (dBm)	Power Margin (dB)
Low	5500	18.23	18.23	24.00	-5.77
Mid	5580	19.73	19.73	24.00	-4.27
High	5700	16.21	16.21	24.00	-7.79
144	5720	19.74	19.74	22.95	-3.21

PSD Results

Channel	Frequency (MHz)	Antenna 5 Meas PSD (dBm/1MHz)	Total Corr'd PSD (dBm/1MHz)	PSD Limit (dBm/1MHz)	PSD Margin (dB)
Low	5500	6.637	6.637	11.00	-4.363
Mid	5580	8.279	8.279	11.00	-2.721
High	5700	5.088	5.088	11.00	-5.912
144	5720	8.382	8.382	11.00	-2.618

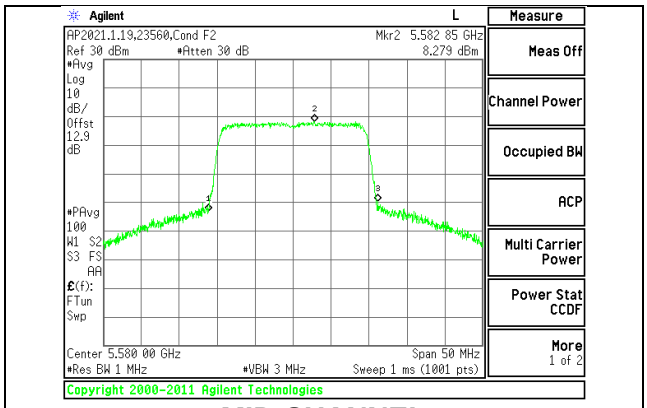

MID CHANNEL

UL VERIFICATION SERVICES INC.
47173 Benicia Street, Fremont, CA 94538; USA TEL:(510) 319-4000 FAX:(510) 661-0888

This report shall not be reproduced except in full, without the written approval of UL Verification Services Inc.

2TX Antenna 6 + Antenna 5 OFDMA MODE (FCC): 26 Tones, RU Index 0

Test Engineer:	23560
Test Date:	2/4/21

Bandwidth, Antenna Gain, and Limits

Channel	Frequency (MHz)	Min 26dB BW (MHz)	Directional Gain for Power (dBi)	Directional Gain for PSD (dBi)	Power Limit (dBm)	PSD Limit (dBm/1MHz)
Low	5500	19.871	-2.85	0.16	23.98	11.00
Mid	5580	19.925	-2.85	0.16	23.99	11.00
High	5700	19.827	-2.85	0.16	23.97	11.00
144	5720	14.958	-2.85	0.16	22.75	11.00

Duty Cycle CF (dB)	0.00	**Included in Calculations of Corr'd PSD**

Output Power Results

Channel	Frequency (MHz)	Antenna 6 Meas Power (dBm)	Antenna 5 Meas Power (dBm)	Total Corr'd Power (dBm)	Power Limit (dBm)	Power Margin (dB)
Low	5500	8.61	8.63	11.63	23.98	-12.35
Mid	5580	8.64	8.63	11.65	23.99	-12.35
High	5700	8.70	8.68	11.70	23.97	-12.27
144	5720	8.63	8.64	11.65	22.75	-11.10

PSD Results

Channel	Frequency (MHz)	Antenna 6 Meas PSD (dBm/1MHz)	Antenna 5 Meas PSD (dBm/1MHz)	Total Corr'd PSD (dBm/1MHz)	PSD Limit (dBm/1MHz)	PSD Margin (dB)
Low	5500	6.390	6.415	9.413	11.00	-1.587
Mid	5580	6.501	6.457	9.489	11.00	-1.511
High	5700	6.868	6.789	9.839	11.00	-1.161
144	5720	6.410	6.385	9.408	11.00	-1.592

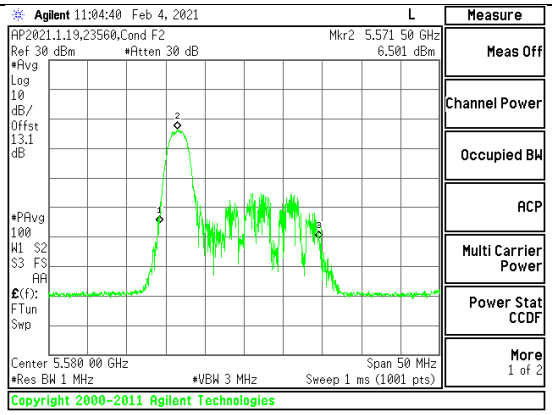

MID CHANNEL [ANT 6]

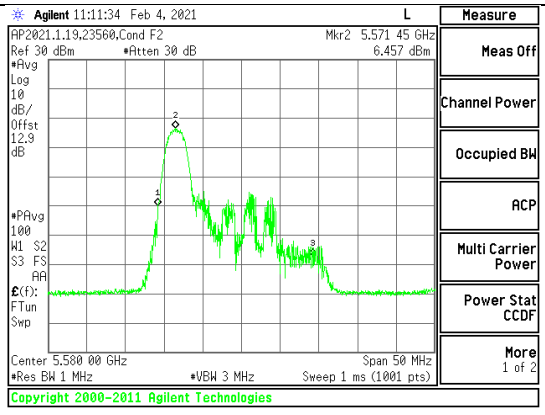

MID CHANNEL [ANT 5]

UL VERIFICATION SERVICES INC.
47173 Benicia Street, Fremont, CA 94538; USA TEL:(510) 319-4000 FAX:(510) 661-0888

This report shall not be reproduced except in full, without the written approval of UL Verification Services Inc.

2TX Antenna 6 + Antenna 5 OFDMA MODE (FCC): 26 Tones, RU Index 4

Test Engineer:	23560
Test Date:	2/4/21

Bandwidth, Antenna Gain, and Limits

Channel	Frequency (MHz)	Min 26dB BW (MHz)	Directional Gain for Power (dBi)	Directional Gain for PSD (dBi)	Power Limit (dBm)	PSD Limit (dBm/1MHz)
Low	5500	18.339	-2.85	0.16	23.63	11.00
Mid	5580	18.274	-2.85	0.16	23.62	11.00
High	5700	18.164	-2.85	0.16	23.59	11.00
144	5720	14.183	-2.85	0.16	22.52	11.00

Duty Cycle CF (dB)	0.00	**Included in Calculations of Corr'd PSD**

Output Power Results

Channel	Frequency (MHz)	Antenna 6 Meas Power (dBm)	Antenna 5 Meas Power (dBm)	Total Corr'd Power (dBm)	Power Limit (dBm)	Power Margin (dB)
Low	5500	8.63	8.70	11.68	23.63	-11.96
Mid	5580	8.64	8.68	11.67	23.62	-11.95
High	5700	8.72	8.73	11.74	23.59	-11.86
144	5720	8.65	8.64	11.66	22.52	-10.86

PSD Results

Channel	Frequency (MHz)	Antenna 6 Meas PSD (dBm/1MHz)	Antenna 5 Meas PSD (dBm/1MHz)	Total Corr'd PSD (dBm/1MHz)	PSD Limit (dBm/1MHz)	PSD Margin (dB)
Low	5500	5.347	5.641	8.507	11.00	-2.493
Mid	5580	5.345	5.533	8.450	11.00	-2.550
High	5700	5.935	5.939	8.947	11.00	-2.053
144	5720	5.472	5.416	8.454	11.00	-2.546

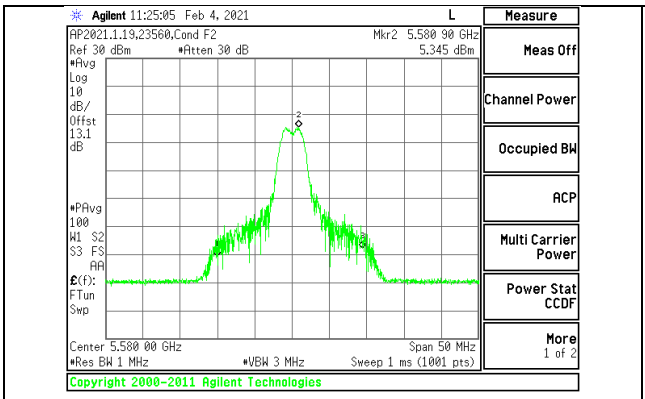

MID CHANNEL [ANT 6]

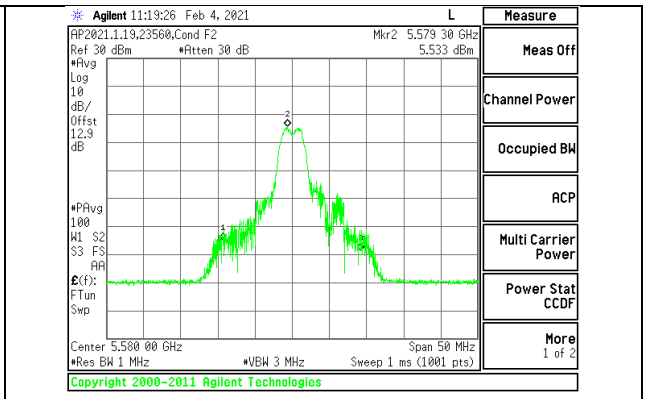

MID CHANNEL [ANT 5]

UL VERIFICATION SERVICES INC.
47173 Benicia Street, Fremont, CA 94538; USA TEL:(510) 319-4000 FAX:(510) 661-0888

This report shall not be reproduced except in full, without the written approval of UL Verification Services Inc.

2TX Antenna 6 + Antenna 5 OFDMA MODE (FCC): 26 Tones, RU Index 8

Test Engineer:	23560
Test Date:	2/4/21

Bandwidth, Antenna Gain, and Limits

Channel	Frequency (MHz)	Min 26dB BW (MHz)	Directional Gain for Power (dBi)	Directional Gain for PSD (dBi)	Power Limit (dBm)	PSD Limit (dBm/1MHz)
Low	5500	19.959	-2.85	0.16	24.00	11.00
Mid	5580	20.020	-2.85	0.16	24.00	11.00
High	5700	19.915	-2.85	0.16	23.99	11.00
144	5720	15.028	-2.85	0.16	22.77	11.00

Duty Cycle CF (dB)	0.00	**Included in Calculations of Corr'd PSD**

Output Power Results

Channel	Frequency (MHz)	Antenna 6 Meas Power (dBm)	Antenna 5 Meas Power (dBm)	Total Corr'd Power (dBm)	Power Limit (dBm)	Power Margin (dB)
Low	5500	8.68	8.69	11.70	24.00	-12.30
Mid	5580	8.75	8.70	11.74	24.00	-12.26
High	5700	8.63	8.64	11.65	23.99	-12.35
144	5720	8.59	8.60	11.61	22.77	-11.16

PSD Results

Channel	Frequency (MHz)	Antenna 6 Meas PSD (dBm/1MHz)	Antenna 5 Meas PSD (dBm/1MHz)	Total Corr'd PSD (dBm/1MHz)	PSD Limit (dBm/1MHz)	PSD Margin (dB)
Low	5500	6.422	6.553	9.498	11.00	-1.502
Mid	5580	6.847	6.623	9.747	11.00	-1.253
High	5700	6.389	6.447	9.428	11.00	-1.572
144	5720	6.163	6.222	9.203	11.00	-1.797

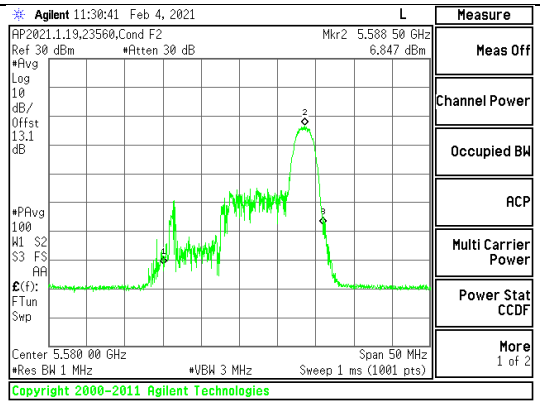

MID CHANNEL [ANT 6]

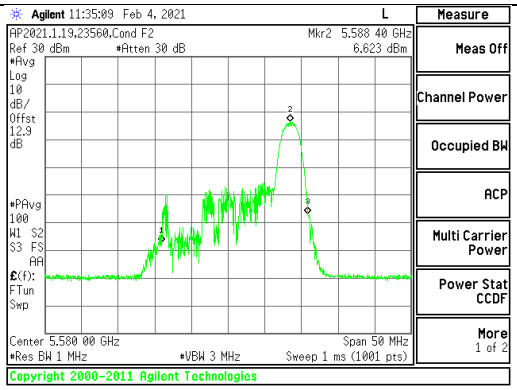

MID CHANNEL [ANT 5]

UL VERIFICATION SERVICES INC.
47173 Benicia Street, Fremont, CA 94538; USA TEL:(510) 319-4000 FAX:(510) 661-0888

This report shall not be reproduced except in full, without the written approval of UL Verification Services Inc.

2TX Antenna 6 + Antenna 5 OFDMA MODE (FCC): SU Mode

Test Engineer:	23560
Test Date:	2/4/21

Bandwidth, Antenna Gain, and Limits

Channel	Frequency (MHz)	Min 26dB BW (MHz)	Directional Gain for Power (dBi)	Directional Gain for PSD (dBi)	Power Limit (dBm)	PSD Limit (dBm/1MHz)
Low	5500	21.179	-2.85	0.16	24.00	11.00
Mid	5580	21.481	-2.85	0.16	24.00	11.00
High	5700	21.368	-2.85	0.16	24.00	11.00
144	5720	15.755	-2.85	0.16	22.97	11.00

Duty Cycle CF (dB)	0.00	**Included in Calculations of Corr'd PSD**

Output Power Results

Channel	Frequency (MHz)	Antenna 6 Meas Power (dBm)	Antenna 5 Meas Power (dBm)	Total Corr'd Power (dBm)	Power Limit (dBm)	Power Margin (dB)
Low	5500	16.74	16.66	19.71	24.00	-4.29
Mid	5580	16.68	16.70	19.70	24.00	-4.30
High	5700	16.21	16.23	19.23	24.00	-4.77
144	5720	16.69	16.70	19.71	22.97	-3.27

PSD Results

Channel	Frequency (MHz)	Antenna 6 Meas PSD (dBm/1MHz)	Antenna 5 Meas PSD (dBm/1MHz)	Total Corr'd PSD (dBm/1MHz)	PSD Limit (dBm/1MHz)	PSD Margin (dB)
Low	5500	5.735	5.496	8.627	11.00	-2.373
Mid	5580	5.446	5.711	8.591	11.00	-2.409
High	5700	4.294	4.414	7.365	11.00	-3.635
144	5720	5.542	5.543	8.553	11.00	-2.447

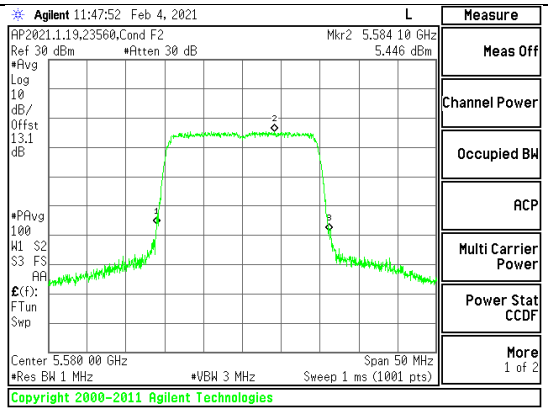

MID CHANNEL [ANT 6]

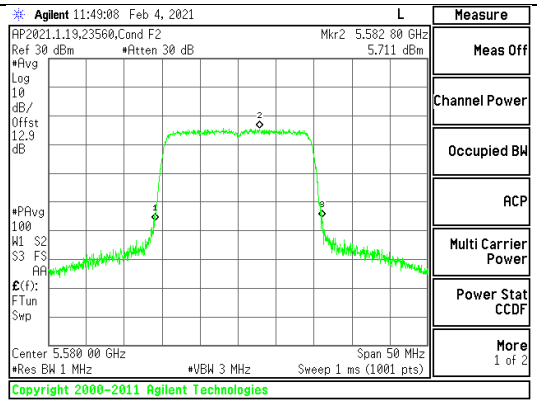

MID CHANNEL [ANT 5]

UL VERIFICATION SERVICES INC.
47173 Benicia Street, Fremont, CA 94538; USA TEL:(510) 319-4000 FAX:(510) 661-0888

This report shall not be reproduced except in full, without the written approval of UL Verification Services Inc.

9.4.17. 802.11ax HE40 MODE IN THE 5.6 GHz BAND

1TX Antenna 6 MODE (FCC): 26 Tones, RU Index 0

Test Engineer:	23560
Test Date:	2/5/21

Bandwidth, Antenna Gain, and Limits

Channel	Frequency (MHz)	Min 26dB BW (MHz)	Directional Gain (dBi)	Power Limit (dBm)	PSD Limit (dBm/1MHz)
Low	5510	20.624	-2.70	24.00	11.00
Mid	5550	20.678	-2.70	24.00	11.00
High	5670	20.505	-2.70	24.00	11.00
142	5710	20.643	-2.70	24.00	11.00

Duty Cycle CF (dB)	0.00	**Included in Calculations Corr'd PSD**

Output Power Results

Channel	Frequency (MHz)	Antenna 6 Meas Power (dBm)	Total Corr'd Power (dBm)	Power Limit (dBm)	Power Margin (dB)
Low	5510	10.71	10.71	24.00	-13.29
Mid	5550	10.75	10.75	24.00	-13.25
High	5670	10.77	10.77	24.00	-13.23
142	5710	10.69	10.69	24.00	-13.31

PSD Results

Channel	Frequency (MHz)	Antenna 6 Meas PSD (dBm/1MHz)	Total Corr'd PSD (dBm/1MHz)	PSD Limit (dBm/1MHz)	PSD Margin (dB)
Low	5510	9.531	9.531	11.00	-1.469
Mid	5550	9.700	9.700	11.00	-1.300
High	5670	9.757	9.757	11.00	-1.243
142	5710	9.454	9.454	11.00	-1.546

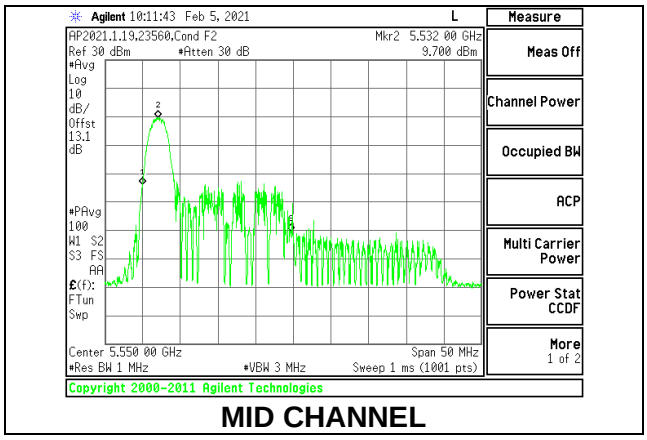

MID CHANNEL

UL VERIFICATION SERVICES INC.
47173 Benicia Street, Fremont, CA 94538; USA TEL:(510) 319-4000 FAX:(510) 661-0888

This report shall not be reproduced except in full, without the written approval of UL Verification Services Inc.

1TX Antenna 6 MODE (FCC): 26 Tones, RU Index 8

Test Engineer:	23560
Test Date:	2/5/21

Bandwidth, Antenna Gain, and Limits

Channel	Frequency (MHz)	Min 26dB BW (MHz)	Directional Gain (dBi)	Power Limit (dBm)	PSD Limit (dBm/1MHz)
Low	5510	22.794	-2.70	24.00	11.00
Mid	5550	24.458	-2.70	24.00	11.00
High	5670	23.877	-2.70	24.00	11.00
142	5710	23.816	-2.70	24.00	11.00

Duty Cycle CF (dB)	0.00	**Included in Calculations Corr'd PSD**

Output Power Results

Channel	Frequency (MHz)	Antenna 6 Meas Power (dBm)	Total Corr'd Power (dBm)	Power Limit (dBm)	Power Margin (dB)
Low	5510	10.71	10.71	24.00	-13.29
Mid	5550	10.69	10.69	24.00	-13.31
High	5670	10.74	10.74	24.00	-13.26
142	5710	10.70	10.70	24.00	-13.30

PSD Results

Channel	Frequency (MHz)	Antenna 6 Meas PSD (dBm/1MHz)	Total Corr'd PSD (dBm/1MHz)	PSD Limit (dBm/1MHz)	PSD Margin (dB)
Low	5510	9.434	9.434	11.00	-1.566
Mid	5550	9.189	9.189	11.00	-1.811
High	5670	9.592	9.592	11.00	-1.408
142	5710	9.275	9.275	11.00	-1.725

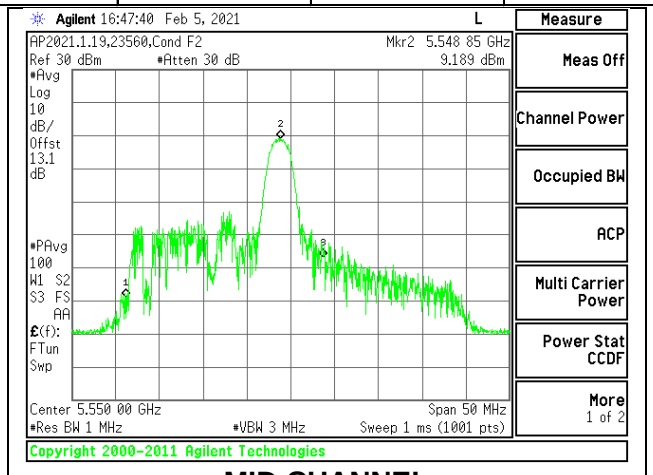

MID CHANNEL

UL VERIFICATION SERVICES INC.
47173 Benicia Street, Fremont, CA 94538; USA TEL:(510) 319-4000 FAX:(510) 661-0888

This report shall not be reproduced except in full, without the written approval of UL Verification Services Inc.

1TX Antenna 6 MODE (FCC): 26 Tones, RU Index 17

Test Engineer:	23560
Test Date:	2/5/21

Bandwidth, Antenna Gain, and Limits

Channel	Frequency (MHz)	Min 26dB BW (MHz)	Directional Gain (dBi)	Power Limit (dBm)	PSD Limit (dBm/1MHz)
Low	5510	20.847	-2.70	24.00	11.00
Mid	5550	20.107	-2.70	24.00	11.00
High	5670	20.980	-2.70	24.00	11.00
142	5710	20.905	-2.70	24.00	11.00

Duty Cycle CF (dB)	0.00	**Included in Calculations Corr'd PSD**

Output Power Results

Channel	Frequency (MHz)	Antenna 6 Meas Power (dBm)	Total Corr'd Power (dBm)	Power Limit (dBm)	Power Margin (dB)
Low	5510	10.68	10.68	24.00	-13.32
Mid	5550	10.75	10.75	24.00	-13.25
High	5670	10.70	10.70	24.00	-13.30
142	5710	10.76	10.76	24.00	-13.24

PSD Results

Channel	Frequency (MHz)	Antenna 6 Meas PSD (dBm/1MHz)	Total Corr'd PSD (dBm/1MHz)	PSD Limit (dBm/1MHz)	PSD Margin (dB)
Low	5510	9.405	9.405	11.00	-1.595
Mid	5550	10.077	10.077	11.00	-0.923
High	5670	9.669	9.669	11.00	-1.331
142	5710	9.693	9.693	11.00	-1.307

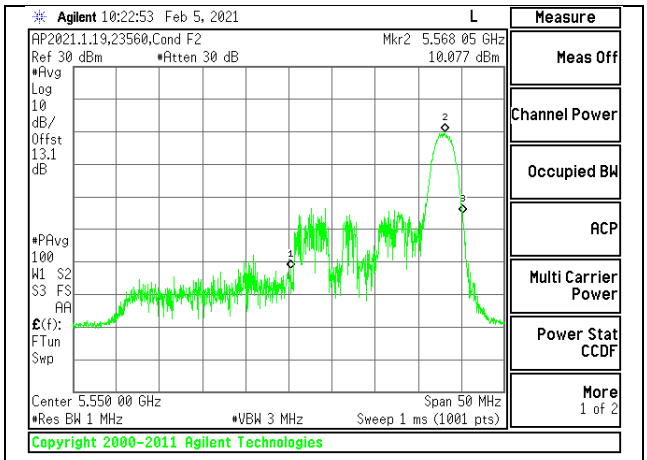

MID CHANNEL

UL VERIFICATION SERVICES INC.
47173 Benicia Street, Fremont, CA 94538; USA TEL:(510) 319-4000 FAX:(510) 661-0888

This report shall not be reproduced except in full, without the written approval of UL Verification Services Inc.

1TX Antenna 6 MODE (FCC): SU Mode

Test Engineer:	23560
Test Date:	2/5/21

Bandwidth, Antenna Gain, and Limits

Channel	Frequency (MHz)	Min 26dB BW (MHz)	Directional Gain (dBi)	Power Limit (dBm)	PSD Limit (dBm/1MHz)
Low	5510	39.700	-2.70	24.00	11.00
Mid	5550	39.722	-2.70	24.00	11.00
High	5670	39.771	-2.70	24.00	11.00
142	5710	39.799	-2.70	24.00	11.00

Duty Cycle CF (dB)	0.00	**Included in Calculations Corr'd PSD**

Output Power Results

Channel	Frequency (MHz)	Antenna 6 Meas Power (dBm)	Total Corr'd Power (dBm)	Power Limit (dBm)	Power Margin (dB)
Low	5510	15.73	15.73	24.00	-8.27
Mid	5550	20.22	20.22	24.00	-3.78
High	5670	18.71	18.71	24.00	-5.29
142	5710	20.24	20.24	24.00	-3.76

PSD Results

Channel	Frequency (MHz)	Antenna 6 Meas PSD (dBm/1MHz)	Total Corr'd PSD (dBm/1MHz)	PSD Limit (dBm/1MHz)	PSD Margin (dB)
Low	5510	1.401	1.401	11.00	-9.599
Mid	5550	6.532	6.532	11.00	-4.468
High	5670	4.589	4.589	11.00	-6.411
142	5710	6.530	6.530	11.00	-4.470

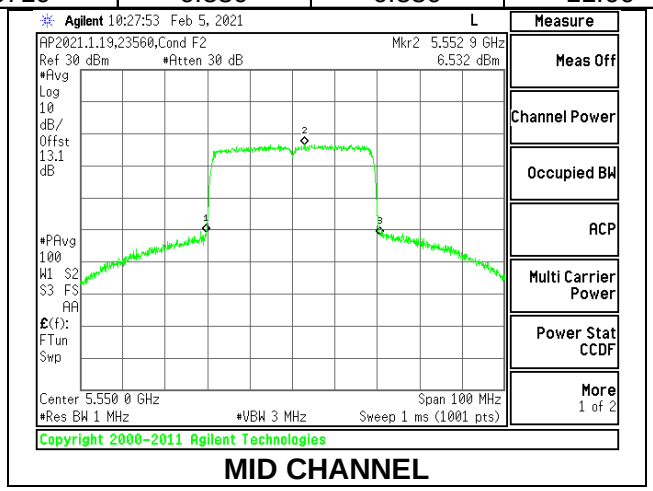

MID CHANNEL

UL VERIFICATION SERVICES INC.
47173 Benicia Street, Fremont, CA 94538; USA TEL:(510) 319-4000 FAX:(510) 661-0888

This report shall not be reproduced except in full, without the written approval of UL Verification Services Inc.

1TX Antenna 5 MODE (FCC): 26 Tones, RU Index 0

Test Engineer:	23560
Test Date:	2/5/21

Bandwidth, Antenna Gain, and Limits

Channel	Frequency (MHz)	Min 26dB BW (MHz)	Directional Gain (dBi)	Power Limit (dBm)	PSD Limit (dBm/1MHz)
Low	5510	19.387	-3.00	23.88	11.00
Mid	5550	20.423	-3.00	24.00	11.00
High	5670	20.315	-3.00	24.00	11.00
142	5710	20.367	-3.00	24.00	11.00

Duty Cycle CF (dB)	0.00	**Included in Calculations Corr'd PSD**

Output Power Results

Channel	Frequency (MHz)	Antenna 5 Meas Power (dBm)	Total Corr'd Power (dBm)	Power Limit (dBm)	Power Margin (dB)
Low	5510	10.70	10.70	23.88	-13.18
Mid	5550	10.73	10.73	24.00	-13.27
High	5670	10.75	10.75	24.00	-13.25
142	5710	10.71	10.71	24.00	-13.29

PSD Results

Channel	Frequency (MHz)	Antenna 5 Meas PSD (dBm/1MHz)	Total Corr'd PSD (dBm/1MHz)	PSD Limit (dBm/1MHz)	PSD Margin (dB)
Low	5510	9.436	9.436	11.00	-1.564
Mid	5550	9.617	9.617	11.00	-1.383
High	5670	9.701	9.701	11.00	-1.299
142	5710	9.382	9.382	11.00	-1.618

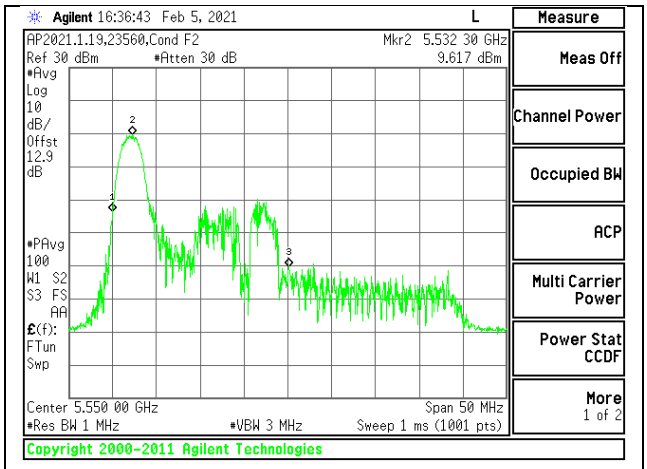

MID CHANNEL

UL VERIFICATION SERVICES INC.
47173 Benicia Street, Fremont, CA 94538; USA TEL:(510) 319-4000 FAX:(510) 661-0888

This report shall not be reproduced except in full, without the written approval of UL Verification Services Inc.

1TX Antenna 5 MODE (FCC): 26 Tones, RU Index 8

Test Engineer:	23560
Test Date:	2/5/21

Bandwidth, Antenna Gain, and Limits

Channel	Frequency (MHz)	Min 26dB BW (MHz)	Directional Gain (dBi)	Power Limit (dBm)	PSD Limit (dBm/1MHz)
Low	5510	23.615	-3.00	24.00	11.00
Mid	5550	24.001	-3.00	24.00	11.00
High	5670	23.215	-3.00	24.00	11.00
142	5710	24.489	-3.00	24.00	11.00

Duty Cycle CF (dB)	0.00	**Included in Calculations Corr'd PSD**

Output Power Results

Channel	Frequency (MHz)	Antenna 5 Meas Power (dBm)	Total Corr'd Power (dBm)	Power Limit (dBm)	Power Margin (dB)
Low	5510	10.74	10.74	24.00	-13.26
Mid	5550	10.70	10.70	24.00	-13.30
High	5670	10.73	10.73	24.00	-13.27
142	5710	10.76	10.76	24.00	-13.24

PSD Results

Channel	Frequency (MHz)	Antenna 5 Meas PSD (dBm/1MHz)	Total Corr'd PSD (dBm/1MHz)	PSD Limit (dBm/1MHz)	PSD Margin (dB)
Low	5510	9.625	9.625	11.00	-1.375
Mid	5550	9.486	9.486	11.00	-1.514
High	5670	9.448	9.448	11.00	-1.552
142	5710	9.397	9.397	11.00	-1.603

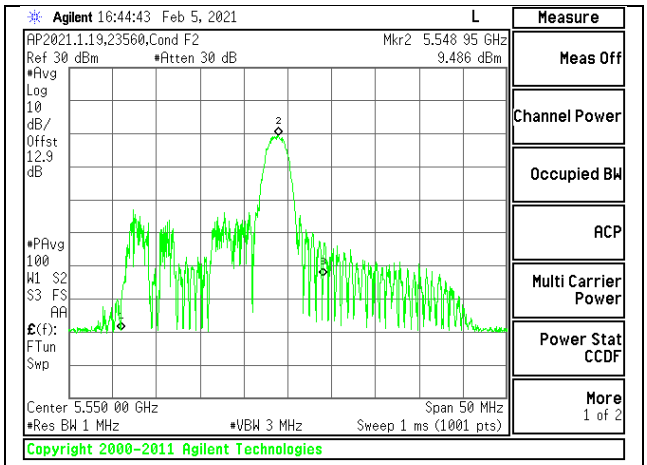

MID CHANNEL

UL VERIFICATION SERVICES INC.
47173 Benicia Street, Fremont, CA 94538; USA TEL:(510) 319-4000 FAX:(510) 661-0888

This report shall not be reproduced except in full, without the written approval of UL Verification Services Inc.

1TX Antenna 5 MODE (FCC): 26 Tones, RU Index 17

Test Engineer:	23560
Test Date:	2/5/21

Bandwidth, Antenna Gain, and Limits

Channel	Frequency (MHz)	Min 26dB BW (MHz)	Directional Gain (dBi)	Power Limit (dBm)	PSD Limit (dBm/1MHz)
Low	5510	20.398	-3.00	24.00	11.00
Mid	5550	20.352	-3.00	24.00	11.00
High	5670	20.927	-3.00	24.00	11.00
142	5710	20.744	-3.00	24.00	11.00

Duty Cycle CF (dB)	0.00	**Included in Calculations Corr'd PSD**

Output Power Results

Channel	Frequency (MHz)	Antenna 5 Meas Power (dBm)	Total Corr'd Power (dBm)	Power Limit (dBm)	Power Margin (dB)
Low	5510	10.72	10.72	24.00	-13.28
Mid	5550	10.77	10.77	24.00	-13.23
High	5670	10.71	10.71	24.00	-13.29
142	5710	10.73	10.73	24.00	-13.27

PSD Results

Channel	Frequency (MHz)	Antenna 5 Meas PSD (dBm/1MHz)	Total Corr'd PSD (dBm/1MHz)	PSD Limit (dBm/1MHz)	PSD Margin (dB)
Low	5510	9.538	9.538	11.00	-1.462
Mid	5550	9.925	9.925	11.00	-1.075
High	5670	9.548	9.548	11.00	-1.452
142	5710	9.594	9.594	11.00	-1.406

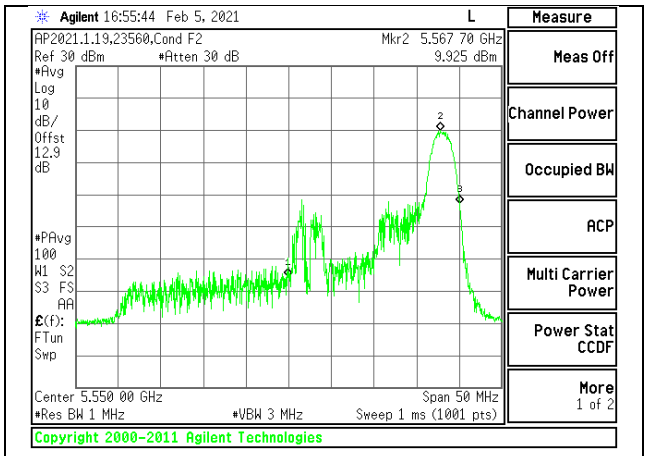

MID CHANNEL

UL VERIFICATION SERVICES INC.
47173 Benicia Street, Fremont, CA 94538; USA TEL:(510) 319-4000 FAX:(510) 661-0888

This report shall not be reproduced except in full, without the written approval of UL Verification Services Inc.

1TX Antenna 5 MODE (FCC): SU Mode

Test Engineer:	23560
Test Date:	2/5/21

Bandwidth, Antenna Gain, and Limits

Channel	Frequency (MHz)	Min 26dB BW (MHz)	Directional Gain (dBi)	Power Limit (dBm)	PSD Limit (dBm/1MHz)
Low	5510	39.898	-3.00	24.00	11.00
Mid	5550	39.949	-3.00	24.00	11.00
High	5670	39.923	-3.00	24.00	11.00
142	5710	39.855	-3.00	24.00	11.00

Duty Cycle CF (dB)	0.00	**Included in Calculations Corr'd PSD**

Output Power Results

Channel	Frequency (MHz)	Antenna 5 Meas Power (dBm)	Total Corr'd Power (dBm)	Power Limit (dBm)	Power Margin (dB)
Low	5510	15.72	15.72	24.00	-8.28
Mid	5550	20.25	20.25	24.00	-3.75
High	5670	18.71	18.71	24.00	-5.29
142	5710	20.22	20.22	24.00	-3.78

PSD Results

Channel	Frequency (MHz)	Antenna 5 Meas PSD (dBm/1MHz)	Total Corr'd PSD (dBm/1MHz)	PSD Limit (dBm/1MHz)	PSD Margin (dB)
Low	5510	1.571	1.571	11.00	-9.429
Mid	5550	6.668	6.668	11.00	-4.332
High	5670	4.624	4.624	11.00	-6.376
142	5710	6.618	6.618	11.00	-4.382

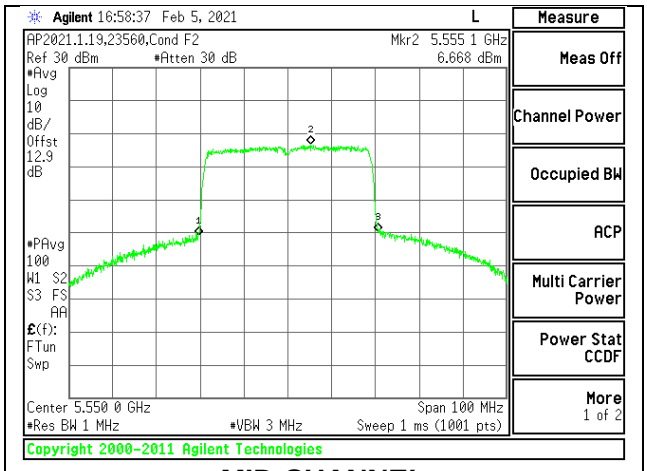

MID CHANNEL

UL VERIFICATION SERVICES INC.
47173 Benicia Street, Fremont, CA 94538; USA TEL:(510) 319-4000 FAX:(510) 661-0888

This report shall not be reproduced except in full, without the written approval of UL Verification Services Inc.

2TX Antenna 6 + Antenna 5 OFDMA MODE (FCC): 26 Tones, RU Index 0

Test Engineer:	23560
Test Date:	2/9/21

Bandwidth, Antenna Gain, and Limits

Channel	Frequency (MHz)	Min 26dB BW (MHz)	Directional Gain for Power (dBi)	Directional Gain for PSD (dBi)	Power Limit (dBm)	PSD Limit (dBm/1MHz)
Low	5510	19.270	-2.85	0.16	23.85	11.00
Mid	5550	19.496	-2.85	0.16	23.90	11.00
High	5670	19.678	-2.85	0.16	23.94	11.00
142	5710	19.701	-2.85	0.16	22.72	11.00

Duty Cycle CF (dB)	0.00	**Included in Calculations of Corr'd PSD**

Output Power Results

Channel	Frequency (MHz)	Antenna 6 Meas Power (dBm)	Antenna 5 Meas Power (dBm)	Total Corr'd Power (dBm)	Power Limit (dBm)	Power Margin (dB)
Low	5510	8.70	8.72	11.72	23.85	-12.13
Mid	5550	8.65	8.68	11.68	23.90	-12.22
High	5670	8.64	8.71	11.69	23.94	-12.25
142	5710	8.60	8.61	11.62	22.72	-11.10

PSD Results

Channel	Frequency (MHz)	Antenna 6 Meas PSD (dBm/1MHz)	Antenna 5 Meas PSD (dBm/1MHz)	Total Corr'd PSD (dBm/1MHz)	PSD Limit (dBm/1MHz)	PSD Margin (dB)
Low	5510	6.827	6.996	9.923	11.00	-1.077
Mid	5550	6.703	6.804	9.764	11.00	-1.236
High	5670	6.699	6.885	9.803	11.00	-1.197
142	5710	6.620	6.588	9.614	11.00	-1.386

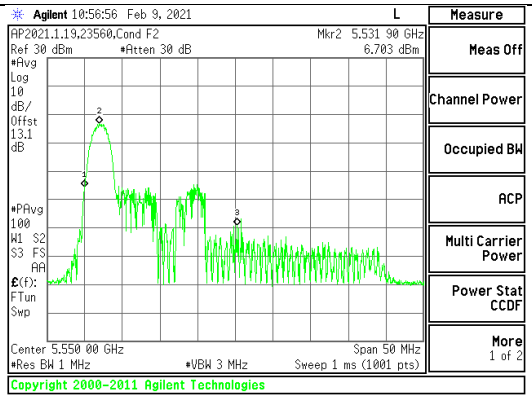

MID CHANNEL [ANT 6]

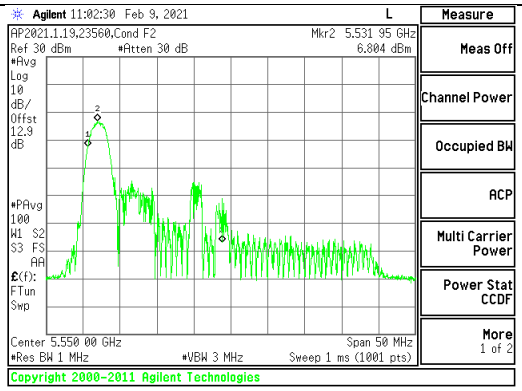

MID CHANNEL [ANT 5]

UL VERIFICATION SERVICES INC.
47173 Benicia Street, Fremont, CA 94538; USA TEL:(510) 319-4000 FAX:(510) 661-0888

This report shall not be reproduced except in full, without the written approval of UL Verification Services Inc.

2TX Antenna 6 + Antenna 5 OFDMA MODE (FCC): 26 Tones, RU Index 8

Test Engineer:	23560
Test Date:	2/9/21

Bandwidth, Antenna Gain, and Limits

Channel	Frequency (MHz)	Min 26dB BW (MHz)	Directional Gain for Power (dBi)	Directional Gain for PSD (dBi)	Power Limit (dBm)	PSD Limit (dBm/1MHz)
Low	5510	23.366	-2.85	0.16	24.00	11.00
Mid	5550	23.333	-2.85	0.16	24.00	11.00
High	5670	22.944	-2.85	0.16	24.00	11.00
142	5710	23.282	-2.85	0.16	24.00	11.00

Duty Cycle CF (dB)	0.00	**Included in Calculations of Corr'd PSD**

Output Power Results

Channel	Frequency (MHz)	Antenna 6 Meas Power (dBm)	Antenna 5 Meas Power (dBm)	Total Corr'd Power (dBm)	Power Limit (dBm)	Power Margin (dB)
Low	5510	8.64	8.65	11.66	24.00	-12.34
Mid	5550	8.74	8.70	11.73	24.00	-12.27
High	5670	8.63	8.68	11.67	24.00	-12.33
142	5710	8.66	8.69	11.69	24.00	-12.31

PSD Results

Channel	Frequency (MHz)	Antenna 6 Meas PSD (dBm/1MHz)	Antenna 5 Meas PSD (dBm/1MHz)	Total Corr'd PSD (dBm/1MHz)	PSD Limit (dBm/1MHz)	PSD Margin (dB)
Low	5510	6.277	6.304	9.301	11.00	-1.699
Mid	5550	6.740	6.587	9.674	11.00	-1.326
High	5670	6.311	6.593	9.465	11.00	-1.535
142	5710	6.437	6.585	9.522	11.00	-1.478

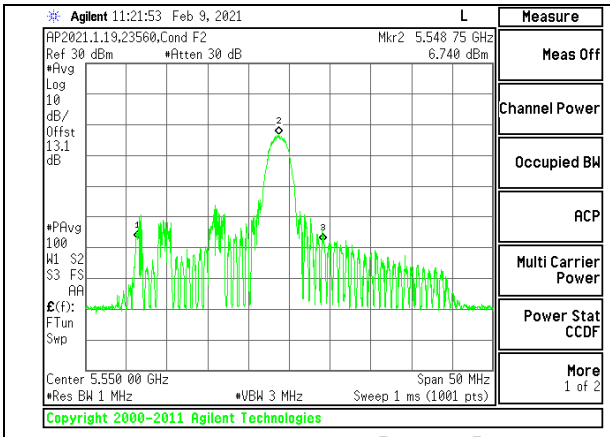

MID CHANNEL [ANT 6]

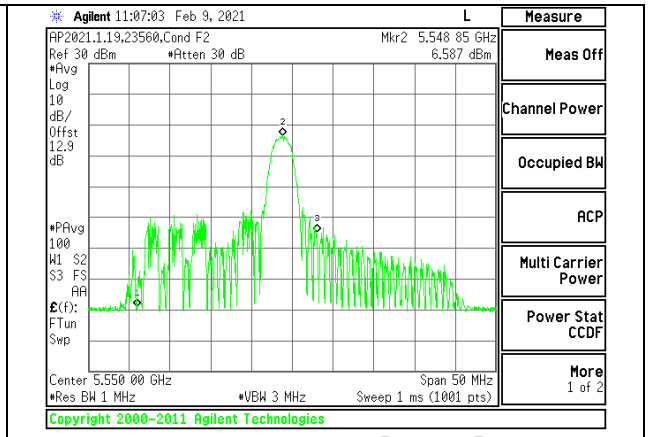

MID CHANNEL [ANT 5]

UL VERIFICATION SERVICES INC.
47173 Benicia Street, Fremont, CA 94538; USA TEL:(510) 319-4000 FAX:(510) 661-0888

This report shall not be reproduced except in full, without the written approval of UL Verification Services Inc.

2TX Antenna 6 + Antenna 5 OFDMA MODE (FCC): 26 Tones, RU Index 17

Test Engineer:	23560
Test Date:	2/9/21

Bandwidth, Antenna Gain, and Limits

Channel	Frequency (MHz)	Min 26dB BW (MHz)	Directional Gain for Power (dBi)	Directional Gain for PSD (dBi)	Power Limit (dBm)	PSD Limit (dBm/1MHz)
Low	5510	19.247	-2.85	0.16	23.84	11.00
Mid	5550	19.424	-2.85	0.16	23.88	11.00
High	5670	19.362	-2.85	0.16	23.87	11.00
142	5710	19.419	-2.85	0.16	22.68	11.00

Duty Cycle CF (dB)	0.00	**Included in Calculations of Corr'd PSD**

Output Power Results

Channel	Frequency (MHz)	Antenna 6 Meas Power (dBm)	Antenna 5 Meas Power (dBm)	Total Corr'd Power (dBm)	Power Limit (dBm)	Power Margin (dB)
Low	5510	8.75	8.70	11.74	23.84	-12.11
Mid	5550	8.73	8.71	11.73	23.88	-12.15
High	5670	8.68	8.66	11.68	23.87	-12.19
142	5710	8.66	8.65	11.67	22.68	-11.01

PSD Results

Channel	Frequency (MHz)	Antenna 6 Meas PSD (dBm/1MHz)	Antenna 5 Meas PSD (dBm/1MHz)	Total Corr'd PSD (dBm/1MHz)	PSD Limit (dBm/1MHz)	PSD Margin (dB)
Low	5510	6.990	6.751	9.882	11.00	-1.118
Mid	5550	6.903	6.790	9.857	11.00	-1.143
High	5670	6.695	6.441	9.580	11.00	-1.420
142	5710	6.555	6.347	9.463	11.00	-1.537

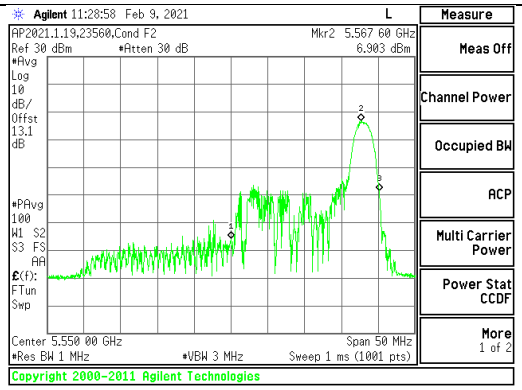

MID CHANNEL [ANT 6]

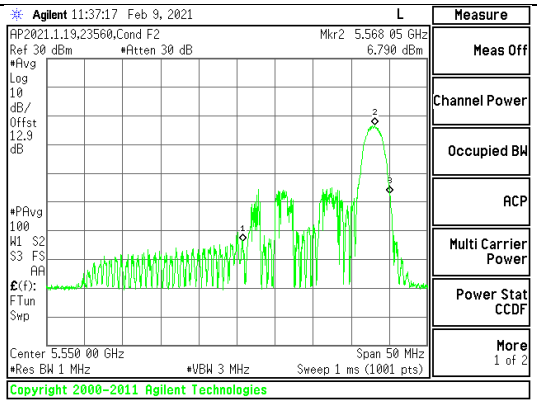

MID CHANNEL [ANT 5]

UL VERIFICATION SERVICES INC.
47173 Benicia Street, Fremont, CA 94538; USA TEL:(510) 319-4000 FAX:(510) 661-0888

This report shall not be reproduced except in full, without the written approval of UL Verification Services Inc.

2TX Antenna 6 + Antenna 5 OFDMA MODE (FCC): SU Mode

Test Engineer:	23560
Test Date:	2/9/21

Bandwidth, Antenna Gain, and Limits

Channel	Frequency (MHz)	Min 26dB BW (MHz)	Directional Gain for Power (dBi)	Directional Gain for PSD (dBi)	Power Limit (dBm)	PSD Limit (dBm/1MHz)
Low	5510	39.607	-2.85	0.16	24.00	11.00
Mid	5550	39.628	-2.85	0.16	24.00	11.00
High	5670	39.846	-2.85	0.16	24.00	11.00
142	5710	39.664	-2.85	0.16	24.00	11.00

Duty Cycle CF (dB)	0.00	**Included in Calculations of Corr'd PSD**

Output Power Results

Channel	Frequency (MHz)	Antenna 6 Meas Power (dBm)	Antenna 5 Meas Power (dBm)	Total Corr'd Power (dBm)	Power Limit (dBm)	Power Margin (dB)
Low	5510	15.19	15.20	18.21	24.00	-5.79
Mid	5550	19.24	19.25	22.26	24.00	-1.74
High	5670	18.25	18.21	21.24	24.00	-2.76
142	5710	19.23	19.22	22.24	24.00	-1.76

PSD Results

Channel	Frequency (MHz)	Antenna 6 Meas PSD (dBm/1MHz)	Antenna 5 Meas PSD (dBm/1MHz)	Total Corr'd PSD (dBm/1MHz)	PSD Limit (dBm/1MHz)	PSD Margin (dB)
Low	5510	1.152	1.139	4.156	11.00	-6.844
Mid	5550	5.725	5.751	8.748	11.00	-2.252
High	5670	4.427	4.204	7.327	11.00	-3.673
142	5710	5.745	5.631	8.699	11.00	-2.301

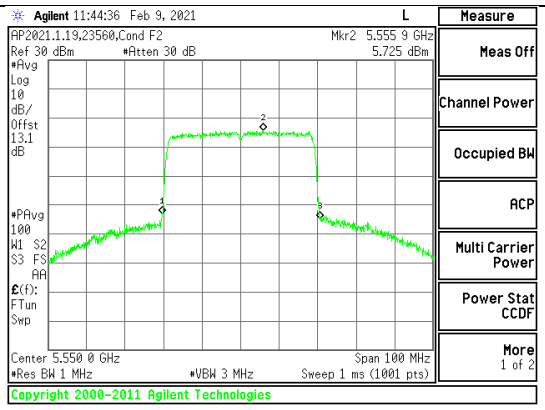

MID CHANNEL [ANT 6]

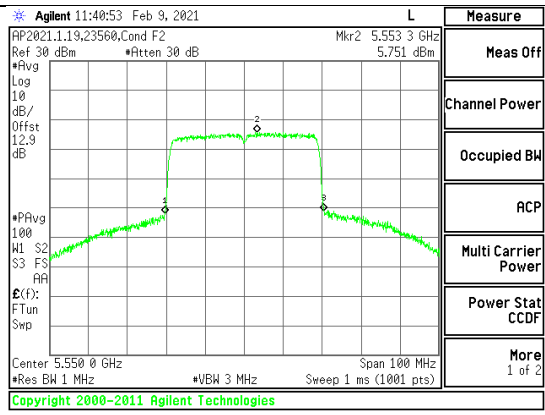

MID CHANNEL [ANT 5]

UL VERIFICATION SERVICES INC.
47173 Benicia Street, Fremont, CA 94538; USA TEL:(510) 319-4000 FAX:(510) 661-0888

This report shall not be reproduced except in full, without the written approval of UL Verification Services Inc.

9.4.18. 802.11ax HE80 MODE IN THE 5.6 GHz BAND

1TX Antenna 6 MODE (FCC): 26 Tones, RU Index 0

Test Engineer:	23560
Test Date:	2/10/21

Bandwidth, Antenna Gain, and Limits

Channel	Frequency (MHz)	Min 26dB BW (MHz)	Directional Gain (dBi)	Power Limit (dBm)	PSD Limit (dBm/1MHz)
Low	5530	19.754	-2.70	23.96	11.00
High	5610	19.620	-2.70	23.93	11.00
138	5690	19.942	-2.70	24.00	11.00

Duty Cycle CF (dB)	0.00	**Included in Calculations Corr'd PSD**

Output Power Results

Channel	Frequency (MHz)	Antenna 6 Meas Power (dBm)	Total Corr'd Power (dBm)	Power Limit (dBm)	Power Margin (dB)
Low	5530	10.72	10.72	23.96	-13.24
High	5610	10.75	10.75	23.93	-13.18
138	5690	10.70	10.70	24.00	-13.30

PSD Results

Channel	Frequency (MHz)	Antenna 6 Meas PSD (dBm/1MHz)	Total Corr'd PSD (dBm/1MHz)	PSD Limit (dBm/1MHz)	PSD Margin (dB)
Low	5530	9.543	9.543	11.00	-1.457
High	5610	9.603	9.603	11.00	-1.397
138	5690	9.454	9.454	11.00	-1.546

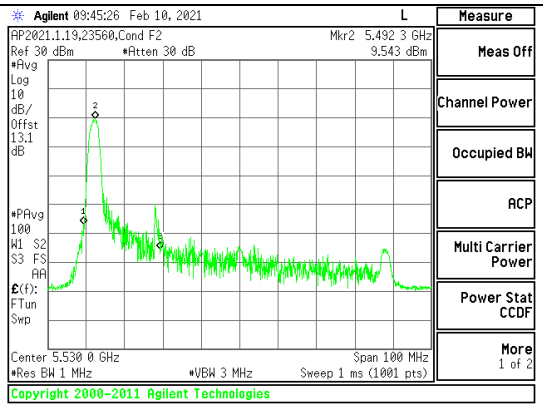

MID CHANNEL

UL VERIFICATION SERVICES INC.
47173 Benicia Street, Fremont, CA 94538; USA TEL:(510) 319-4000 FAX:(510) 661-0888

This report shall not be reproduced except in full, without the written approval of UL Verification Services Inc.

1TX Antenna 6 MODE (FCC): 26 Tones, RU Index 18

Test Engineer:	23560
Test Date:	2/10/21

Bandwidth, Antenna Gain, and Limits

Channel	Frequency (MHz)	Min 26dB BW (MHz)	Directional Gain (dBi)	Power Limit (dBm)	PSD Limit (dBm/1MHz)
Low	5530	39.287	-2.70	24.00	11.00
High	5610	40.840	-2.70	24.00	11.00
138	5690	39.171	-2.70	24.00	11.00

Duty Cycle CF (dB)	0.00	**Included in Calculations Corr'd PSD**

Output Power Results

Channel	Frequency (MHz)	Antenna 6 Meas Power (dBm)	Total Corr'd Power (dBm)	Power Limit (dBm)	Power Margin (dB)
Low	5530	10.69	10.69	24.00	-13.31
High	5610	10.74	10.74	24.00	-13.26
138	5690	10.79	10.79	24.00	-13.21

PSD Results

Channel	Frequency (MHz)	Antenna 6 Meas PSD (dBm/1MHz)	Total Corr'd PSD (dBm/1MHz)	PSD Limit (dBm/1MHz)	PSD Margin (dB)
Low	5530	8.099	8.099	11.00	-2.901
High	5610	8.312	8.312	11.00	-2.688
138	5690	8.643	8.643	11.00	-2.357

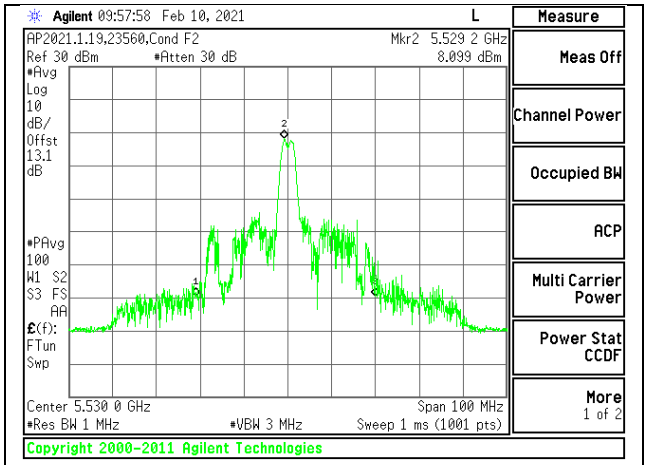

LOW CHANNEL

UL VERIFICATION SERVICES INC.
47173 Benicia Street, Fremont, CA 94538; USA TEL:(510) 319-4000 FAX:(510) 661-0888

This report shall not be reproduced except in full, without the written approval of UL Verification Services Inc.

1TX Antenna 6 MODE (FCC): 26 Tones, RU Index 36

Test Engineer:	23560
Test Date:	2/10/21

Bandwidth, Antenna Gain, and Limits

Channel	Frequency (MHz)	Min 26dB BW (MHz)	Directional Gain (dBi)	Power Limit (dBm)	PSD Limit (dBm/1MHz)
Low	5530	20.846	-2.70	24.00	11.00
High	5610	20.529	-2.70	24.00	11.00
138	5690	24.684	-2.70	24.00	11.00

Duty Cycle CF (dB)	0.00	**Included in Calculations Corr'd PSD**

Output Power Results

Channel	Frequency (MHz)	Antenna 6 Meas Power (dBm)	Total Corr'd Power (dBm)	Power Limit (dBm)	Power Margin (dB)
Low	5530	10.71	10.71	24.00	-13.29
High	5610	10.70	10.70	24.00	-13.30
138	5690	10.68	10.68	24.00	-13.32

PSD Results

Channel	Frequency (MHz)	Antenna 6 Meas PSD (dBm/1MHz)	Total Corr'd PSD (dBm/1MHz)	PSD Limit (dBm/1MHz)	PSD Margin (dB)
Low	5530	9.782	9.782	11.00	-1.218
High	5610	9.716	9.716	11.00	-1.284
138	5690	9.643	9.643	11.00	-1.357

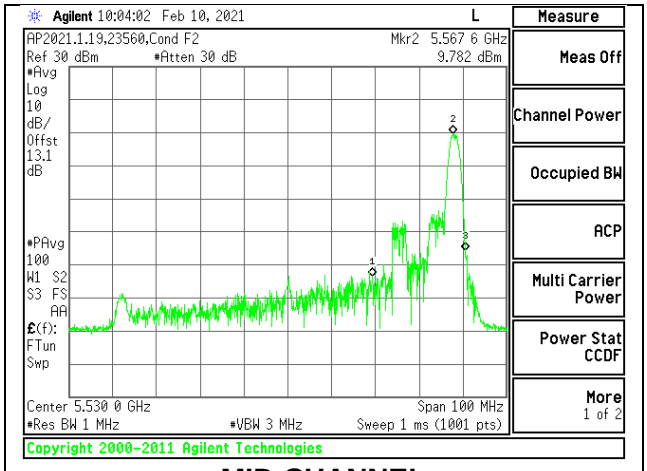

MID CHANNEL

UL VERIFICATION SERVICES INC.
47173 Benicia Street, Fremont, CA 94538; USA TEL:(510) 319-4000 FAX:(510) 661-0888

This report shall not be reproduced except in full, without the written approval of UL Verification Services Inc.

1TX Antenna 6 MODE (FCC): SU Mode

Test Engineer:	23560
Test Date:	2/10/21

Bandwidth, Antenna Gain, and Limits

Channel	Frequency (MHz)	Min 26dB BW (MHz)	Directional Gain (dBi)	Power Limit (dBm)	PSD Limit (dBm/1MHz)
Low	5530	81.238	-2.70	24.00	11.00
High	5610	80.921	-2.70	24.00	11.00
138	5690	80.615	-2.70	24.00	11.00

Duty Cycle CF (dB)	0.00	**Included in Calculations Corr'd PSD**

Output Power Results

Channel	Frequency (MHz)	Antenna 6 Meas Power (dBm)	Total Corr'd Power (dBm)	Power Limit (dBm)	Power Margin (dB)
Low	5530	15.70	15.70	24.00	-8.30
High	5610	20.23	20.23	24.00	-3.77
138	5690	20.21	20.21	24.00	-3.79

PSD Results

Channel	Frequency (MHz)	Antenna 6 Meas PSD (dBm/1MHz)	Total Corr'd PSD (dBm/1MHz)	PSD Limit (dBm/1MHz)	PSD Margin (dB)
Low	5530	-1.672	-1.672	11.00	-12.672
High	5610	4.583	4.583	11.00	-6.417
138	5690	4.236	4.236	11.00	-6.764

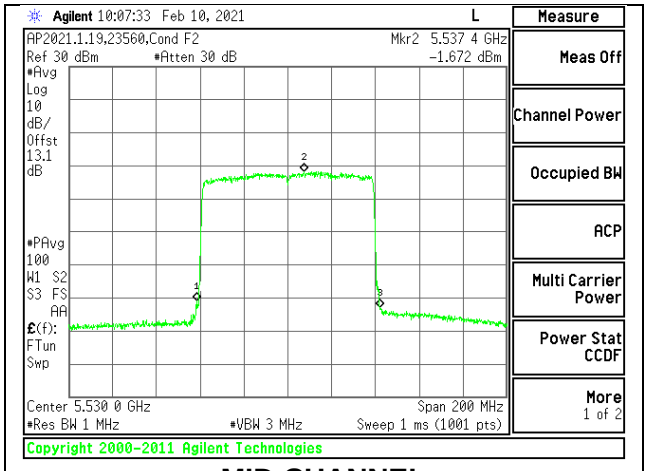

MID CHANNEL

UL VERIFICATION SERVICES INC.
47173 Benicia Street, Fremont, CA 94538; USA TEL:(510) 319-4000 FAX:(510) 661-0888

This report shall not be reproduced except in full, without the written approval of UL Verification Services Inc.

1TX Antenna 5 MODE (FCC): 26 Tones, RU Index 0

Test Engineer:	20773
Test Date:	4/12/21

Bandwidth, Antenna Gain, and Limits

Channel	Frequency (MHz)	Min 26dB BW (MHz)	Directional Gain (dBi)	Power Limit (dBm)	PSD Limit (dBm/1MHz)
Low	5530	19.910	-3.00	23.99	11.00
High	5610	19.740	-3.00	23.95	11.00
138	5690	19.787	-3.00	23.96	11.00

Duty Cycle CF (dB)	0.00	**Included in Calculations Corr'd PSD**

Output Power Results

Channel	Frequency (MHz)	Antenna 5 Meas Power (dBm)	Total Corr'd Power (dBm)	Power Limit (dBm)	Power Margin (dB)
Low	5530	10.72	10.72	23.99	-13.27
High	5610	10.74	10.74	23.95	-13.21
138	5690	10.80	10.80	23.96	-13.16

PSD Results

Channel	Frequency (MHz)	Antenna 5 Meas PSD (dBm/1MHz)	Total Corr'd PSD (dBm/1MHz)	PSD Limit (dBm/1MHz)	PSD Margin (dB)
Low	5530	9.164	9.164	11.00	-1.836
High	5610	9.225	9.225	11.00	-1.775
138	5690	9.479	9.479	11.00	-1.521

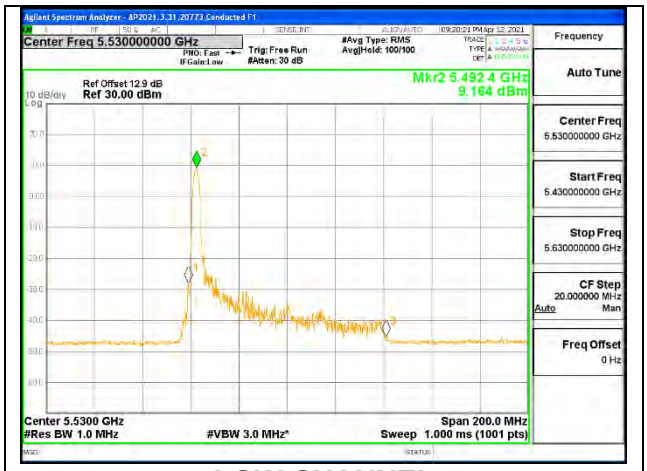

LOW CHANNEL

UL VERIFICATION SERVICES INC.
47173 Benicia Street, Fremont, CA 94538; USA TEL:(510) 319-4000 FAX:(510) 661-0888

This report shall not be reproduced except in full, without the written approval of UL Verification Services Inc.

1TX Antenna 5 MODE (FCC): 26 Tones, RU Index 18

Test Engineer:	20773
Test Date:	4/12/21

Bandwidth, Antenna Gain, and Limits

Channel	Frequency (MHz)	Min 26dB BW (MHz)	Directional Gain (dBi)	Power Limit (dBm)	PSD Limit (dBm/1MHz)
Low	5530	39.210	-3.00	24.00	11.00
High	5610	39.210	-3.00	24.00	11.00
138	5690	39.322	-3.00	24.00	11.00

Duty Cycle CF (dB)	0.00	**Included in Calculations Corr'd PSD**

Output Power Results

Channel	Frequency (MHz)	Antenna 5 Meas Power (dBm)	Total Corr'd Power (dBm)	Power Limit (dBm)	Power Margin (dB)
Low	5530	10.71	10.71	24.00	-13.29
High	5610	10.75	10.75	24.00	-13.25
138	5690	10.78	10.78	24.00	-13.22

PSD Results

Channel	Frequency (MHz)	Antenna 5 Meas PSD (dBm/1MHz)	Total Corr'd PSD (dBm/1MHz)	PSD Limit (dBm/1MHz)	PSD Margin (dB)
Low	5530	8.214	8.214	11.00	-2.786
High	5610	8.417	8.417	11.00	-2.583
138	5690	8.527	8.527	11.00	-2.473

LOW CHANNEL

UL VERIFICATION SERVICES INC.
47173 Benicia Street, Fremont, CA 94538; USA TEL:(510) 319-4000 FAX:(510) 661-0888

This report shall not be reproduced except in full, without the written approval of UL Verification Services Inc.

1TX Antenna 5 MODE (FCC): 26 Tones, RU Index 36

Test Engineer:	20773
Test Date:	4/12/21

Bandwidth, Antenna Gain, and Limits

Channel	Frequency (MHz)	Min 26dB BW (MHz)	Directional Gain (dBi)	Power Limit (dBm)	PSD Limit (dBm/1MHz)
Low	5530	21.07	-3.00	24.00	11.00
High	5610	21.37	-3.00	24.00	11.00
138	5690	19.92	-3.00	23.99	11.00

Duty Cycle CF (dB)	0.00	**Included in Calculations Corr'd PSD**

Output Power Results

Channel	Frequency (MHz)	Antenna 5 Meas Power (dBm)	Total Corr'd Power (dBm)	Power Limit (dBm)	Power Margin (dB)
Low	5530	10.70	10.70	24.00	-13.30
High	5610	10.73	10.73	24.00	-13.27
138	5690	10.74	10.74	23.99	-13.25

PSD Results

Channel	Frequency (MHz)	Antenna 5 Meas PSD (dBm/1MHz)	Total Corr'd PSD (dBm/1MHz)	PSD Limit (dBm/1MHz)	PSD Margin (dB)
Low	5530	9.288	9.288	11.00	-1.712
High	5610	9.323	9.323	11.00	-1.677
138	5690	9.462	9.462	11.00	-1.538

LOw CHANNEL

UL VERIFICATION SERVICES INC.
47173 Benicia Street, Fremont, CA 94538; USA TEL:(510) 319-4000 FAX:(510) 661-0888

This report shall not be reproduced except in full, without the written approval of UL Verification Services Inc.

1TX Antenna 5 MODE (FCC): SU Mode

Test Engineer:	20773
Test Date:	4/10/21

Bandwidth, Antenna Gain, and Limits

Channel	Frequency (MHz)	Min 26dB BW (MHz)	Directional Gain (dBi)	Power Limit (dBm)	PSD Limit (dBm/1MHz)
Low	5530	81.090	-3.00	24.00	11.00
High	5610	81.290	-3.00	24.00	11.00
138	5690	80.787	-3.00	24.00	11.00

Duty Cycle CF (dB)	0.00	**Included in Calculations Corr'd PSD**

Output Power Results

Channel	Frequency (MHz)	Antenna 5 Meas Power (dBm)	Total Corr'd Power (dBm)	Power Limit (dBm)	Power Margin (dB)
Low	5530	15.69	15.69	24.00	-8.31
High	5610	20.20	20.20	24.00	-3.80
138	5690	20.24	20.24	24.00	-3.76

PSD Results

Channel	Frequency (MHz)	Antenna 5 Meas PSD (dBm/1MHz)	Total Corr'd PSD (dBm/1MHz)	PSD Limit (dBm/1MHz)	PSD Margin (dB)
Low	5530	-2.270	-2.270	11.00	-13.270
High	5610	4.093	4.093	11.00	-6.907
138	5690	4.187	4.187	11.00	-6.813

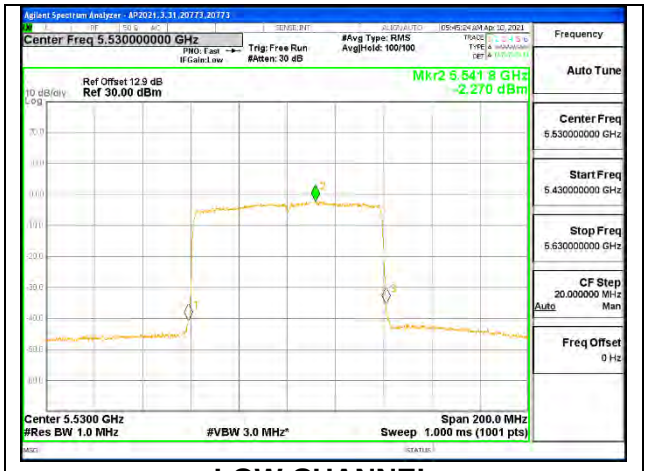

LOW CHANNEL

UL VERIFICATION SERVICES INC.
47173 Benicia Street, Fremont, CA 94538; USA TEL:(510) 319-4000 FAX:(510) 661-0888

This report shall not be reproduced except in full, without the written approval of UL Verification Services Inc.

2TX Antenna 6 + Antenna 5 OFDMA MODE (FCC): 26 Tones, RU Index 0

Test Engineer:	20773
Test Date:	4/15/21

Bandwidth, Antenna Gain, and Limits

Channel	Frequency (MHz)	Min 26dB BW (MHz)	Directional Gain for Power (dBi)	Directional Gain for PSD (dBi)	Power Limit (dBm)	PSD Limit (dBm/1MHz)
Low	5530	19.640	-2.85	0.16	23.93	11.00
High	5610	19.330	-2.85	0.16	23.86	11.00
138	5690	19.948	-2.85	0.16	24.00	11.00

Duty Cycle CF (dB)	0.00	**Included in Calculations of Corr'd PSD**

Output Power Results

Channel	Frequency (MHz)	Antenna 6 Meas Power (dBm)	Antenna 5 Meas Power (dBm)	Total Corr'd Power (dBm)	Power Limit (dBm)	Power Margin (dB)
Low	5530	8.75	8.64	11.71	23.93	-12.23
High	5610	8.66	8.69	11.69	23.86	-12.18
138	5690	8.70	8.63	11.68	24.00	-12.32

PSD Results

Channel	Frequency (MHz)	Antenna 6 Meas PSD (dBm/1MHz)	Antenna 5 Meas PSD (dBm/1MHz)	Total Corr'd PSD (dBm/1MHz)	PSD Limit (dBm/1MHz)	PSD Margin (dB)
Low	5530	6.692	6.310	9.515	11.00	-1.485
High	5610	6.286	6.429	9.368	11.00	-1.632
138	5690	6.425	6.283	9.365	11.00	-1.635

LOW CHANNEL [ANT 6]

LOW CHANNEL [ANT 5]

UL VERIFICATION SERVICES INC.
47173 Benicia Street, Fremont, CA 94538; USA TEL:(510) 319-4000 FAX:(510) 661-0888

This report shall not be reproduced except in full, without the written approval of UL Verification Services Inc.

2TX Antenna 6 + Antenna 5 OFDMA MODE (FCC): 26 Tones, RU Index 18

Test Engineer:	20773
Test Date:	4/13/21

Bandwidth, Antenna Gain, and Limits

Channel	Frequency (MHz)	Min 26dB BW (MHz)	Directional Gain for Power (dBi)	Directional Gain for PSD (dBi)	Power Limit (dBm)	PSD Limit (dBm/1MHz)
Low	5530	38.320	-2.85	0.16	24.00	11.00
High	5610	38.230	-2.85	0.16	24.00	11.00
138	5690	38.215	-2.85	0.16	24.00	11.00

Duty Cycle CF (dB)	0.00	**Included in Calculations of Corr'd PSD**

Output Power Results

Channel	Frequency (MHz)	Antenna 6 Meas Power (dBm)	Antenna 5 Meas Power (dBm)	Total Corr'd Power (dBm)	Power Limit (dBm)	Power Margin (dB)
Low	5530	8.68	8.69	11.70	24.00	-12.30
High	5610	8.66	8.69	11.69	24.00	-12.31
138	5690	8.74	8.75	11.76	24.00	-12.24

PSD Results

Channel	Frequency (MHz)	Antenna 6 Meas PSD (dBm/1MHz)	Antenna 5 Meas PSD (dBm/1MHz)	Total Corr'd PSD (dBm/1MHz)	PSD Limit (dBm/1MHz)	PSD Margin (dB)
Low	5530	5.169	5.203	8.196	11.00	-2.804
High	5610	5.001	5.085	8.054	11.00	-2.946
138	5690	5.453	5.471	8.472	11.00	-2.528

LOW CHANNEL [ANT 6]

LOW CHANNEL [ANT 5]

UL VERIFICATION SERVICES INC.
47173 Benicia Street, Fremont, CA 94538; USA TEL:(510) 319-4000 FAX:(510) 661-0888

This report shall not be reproduced except in full, without the written approval of UL Verification Services Inc.

2TX Antenna 6 + Antenna 5 OFDMA MODE (FCC): 26 Tones, RU Index 36

Test Engineer:	20773
Test Date:	4/13/21

Bandwidth, Antenna Gain, and Limits

Channel	Frequency (MHz)	Min 26dB BW (MHz)	Directional Gain for Power (dBi)	Directional Gain for PSD (dBi)	Power Limit (dBm)	PSD Limit (dBm/1MHz)
Low	5530	19.690	-2.85	0.16	23.94	11.00
High	5610	19.970	-2.85	0.16	24.00	11.00
138	5690	19.783	-2.85	0.16	23.96	11.00

Duty Cycle CF (dB)	0.00	**Included in Calculations of Corr'd PSD**

Output Power Results

Channel	Frequency (MHz)	Antenna 6 Meas Power (dBm)	Antenna 5 Meas Power (dBm)	Total Corr'd Power (dBm)	Power Limit (dBm)	Power Margin (dB)
Low	5530	8.68	8.70	11.70	23.94	-12.24
High	5610	8.72	8.71	11.73	24.00	-12.27
138	5690	8.66	8.65	11.67	23.96	-12.30

PSD Results

Channel	Frequency (MHz)	Antenna 6 Meas PSD (dBm/1MHz)	Antenna 5 Meas PSD (dBm/1MHz)	Total Corr'd PSD (dBm/1MHz)	PSD Limit (dBm/1MHz)	PSD Margin (dB)
Low	5530	6.128	6.371	9.261	11.00	-1.739
High	5610	6.621	6.414	9.529	11.00	-1.471
138	5690	6.366	6.143	9.266	11.00	-1.734

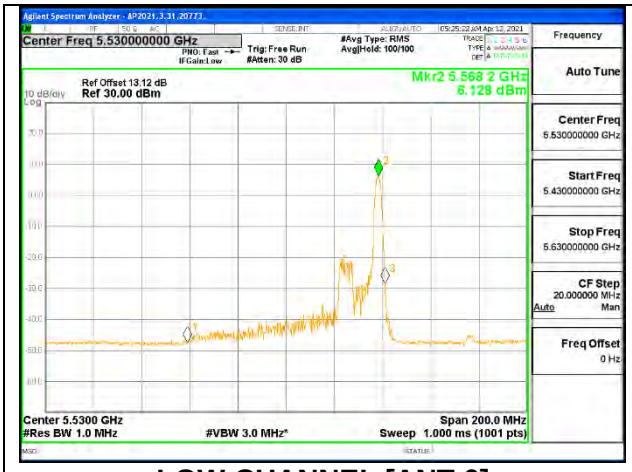

LOW CHANNEL [ANT 6]

LOW CHANNEL [ANT 5]

UL VERIFICATION SERVICES INC.
47173 Benicia Street, Fremont, CA 94538; USA TEL:(510) 319-4000 FAX:(510) 661-0888

This report shall not be reproduced except in full, without the written approval of UL Verification Services Inc.

2TX Antenna 6 + Antenna 5 OFDMA MODE (FCC): SU Mode

Test Engineer:	20773
Test Date:	4/13/21

Bandwidth, Antenna Gain, and Limits

Channel	Frequency (MHz)	Min 26dB BW (MHz)	Directional Gain for Power (dBi)	Directional Gain for PSD (dBi)	Power Limit (dBm)	PSD Limit (dBm/1MHz)
Low	5530	81.27	-2.85	0.16	24.00	11.00
High	5610	81.38	-2.85	0.16	24.00	11.00
138	5690	81.00	-2.85	0.16	24.00	11.00

Duty Cycle CF (dB)	0.00	**Included in Calculations of Corr'd PSD**

Output Power Results

Channel	Frequency (MHz)	Antenna 6 Meas Power (dBm)	Antenna 5 Meas Power (dBm)	Total Corr'd Power (dBm)	Power Limit (dBm)	Power Margin (dB)
Low	5530	14.73	14.75	17.75	24.00	-6.25
High	5610	19.68	19.63	22.67	24.00	-1.33
138	5690	19.75	19.72	22.75	24.00	-1.25

PSD Results

Channel	Frequency (MHz)	Antenna 6 Meas PSD (dBm/1MHz)	Antenna 5 Meas PSD (dBm/1MHz)	Total Corr'd PSD (dBm/1MHz)	PSD Limit (dBm/1MHz)	PSD Margin (dB)
Low	5530	-3.190	-3.183	-0.176	11.00	-11.176
High	5610	2.932	2.727	5.841	11.00	-5.159
138	5690	4.325	4.297	7.321	11.00	-3.679

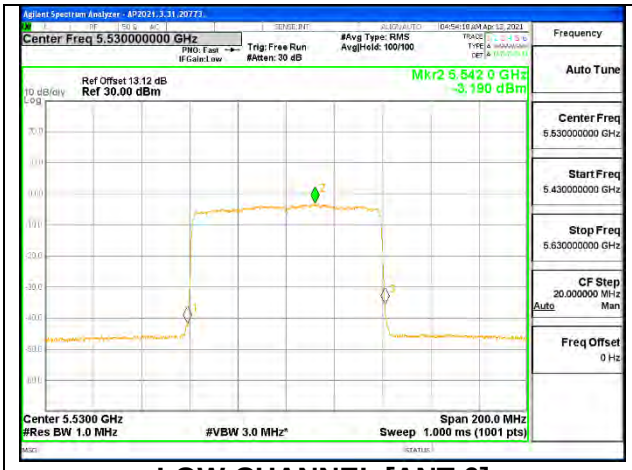

LOW CHANNEL [ANT 6]

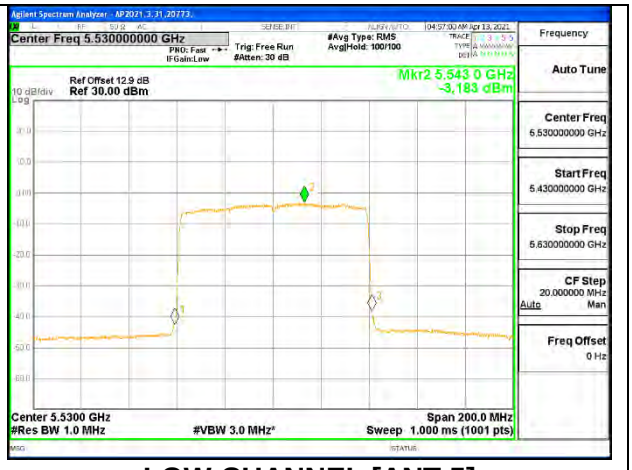

LOW CHANNEL [ANT 5]

UL VERIFICATION SERVICES INC.
47173 Benicia Street, Fremont, CA 94538; USA TEL:(510) 319-4000 FAX:(510) 661-0888

This report shall not be reproduced except in full, without the written approval of UL Verification Services Inc.

9.4.19. 802.11n HT20 MODE IN THE 5.8 GHz BAND

1TX Antenna 6 MODE (FCC+IC)

Test Engineer:	23560
Test Date:	1/28/21

Antenna Gain and Limit

Channel	Frequency (MHz)	Directional Gain (dBi)	Power Limit (dBm)	PSD Limit (dBm/500KHz)
Low	5745	-2.90	30.00	30.00
Mid	5785	-2.90	30.00	30.00
High	5825	-2.90	30.00	30.00

Duty Cycle CF (dB)	0.00	**Included in Calculations of Corr'd PSD**

Output Power Results

Channel	Frequency (MHz)	Antenna 6 Meas Power (dBm)	Total Corr'd Power (dBm)	Power Limit (dBm)	Power Margin (dB)
Low	5745	21.18	21.18	30.00	-8.82
Mid	5785	21.22	21.22	30.00	-8.78
High	5825	21.24	21.24	30.00	-8.76

PSD Results

Channel	Frequency (MHz)	Antenna 6 Meas PSD (dBm/500KHz)	Total Corr'd PSD (dBm/500KHz)	PSD Limit (dBm/500KHz)	PSD Margin (dB)
Low	5745	8.663	8.663	30.00	-21.34
Mid	5785	8.299	8.299	30.00	-21.70
High	5825	8.756	8.756	30.00	-21.24

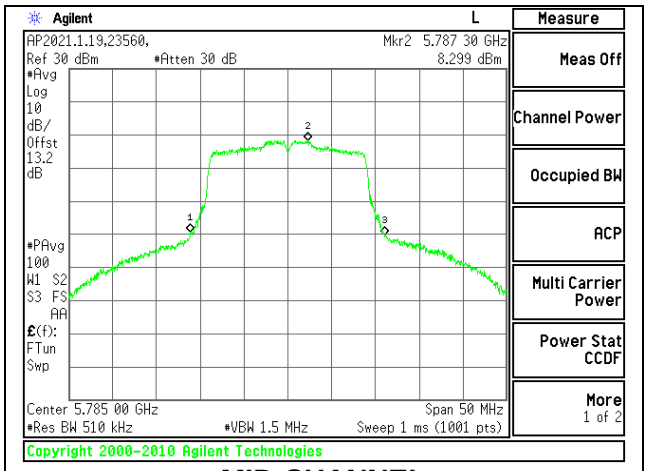

MID CHANNEL

UL VERIFICATION SERVICES INC.
47173 Benicia Street, Fremont, CA 94538; USA TEL:(510) 319-4000 FAX:(510) 661-0888

This report shall not be reproduced except in full, without the written approval of UL Verification Services Inc.

1TX Antenna 5 MODE (FCC+IC)

Test Engineer:	23560
Test Date:	1/29/21

Antenna Gain and Limit

Channel	Frequency (MHz)	Directional Gain (dBi)	Power Limit (dBm)	PSD Limit (dBm/500KHz)
Low	5745	-2.60	30.00	30.00
Mid	5785	-2.60	30.00	30.00
High	5825	-2.60	30.00	30.00

Duty Cycle CF (dB)	0.00	**Included in Calculations of Corr'd PSD**

Output Power Results

Channel	Frequency (MHz)	Antenna 5 Meas Power (dBm)	Total Corr'd Power (dBm)	Power Limit (dBm)	Power Margin (dB)
Low	5745	21.19	21.19	30.00	-8.81
Mid	5785	21.20	21.20	30.00	-8.80
High	5825	21.23	21.23	30.00	-8.77

PSD Results

Channel	Frequency (MHz)	Antenna 5 Meas PSD (dBm/500KHz)	Total Corr'd PSD (dBm/500KHz)	PSD Limit (dBm/500KHz)	PSD Margin (dB)
Low	5745	8.484	8.484	30.00	-21.52
Mid	5785	8.558	8.558	30.00	-21.44
High	5825	8.600	8.600	30.00	-21.40

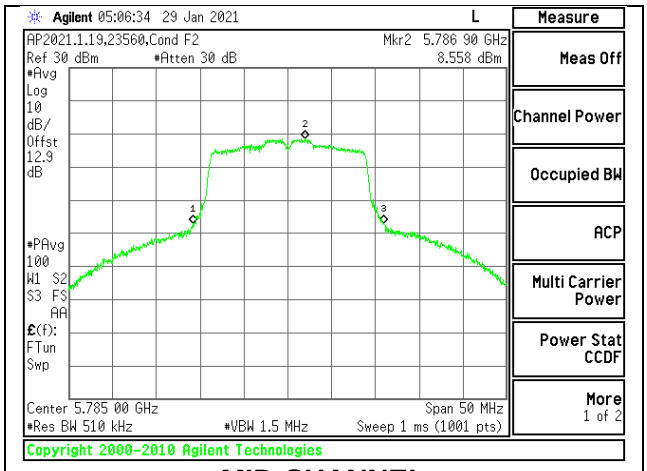

MID CHANNEL

UL VERIFICATION SERVICES INC.
47173 Benicia Street, Fremont, CA 94538; USA TEL:(510) 319-4000 FAX:(510) 661-0888

This report shall not be reproduced except in full, without the written approval of UL Verification Services Inc.

2TX Antenna 6 + Antenna 5 CDD MODE (FCC+IC)

Test Engineer:	23560
Test Date:	1/29/21

	(MHz)	For Power (dBi)	For PSD (dBi)	(dBm)	(dBm/500KHz)
Low	5745	-2.75	0.26	30.00	30.00
Mid	5785	-2.75	0.26	30.00	30.00
High	5825	-2.75	0.26	30.00	30.00

Duty Cycle CF (dB)	0.10	**Included in Calculations of Corr'd PSD**

Output Power Results

Channel	Frequency (MHz)	Antenna 6 Meas Power (dBm)	Antenna 5 Meas Power (dBm)	Total Corr'd Power (dBm)	Power Limit (dBm)	Power Margin (dB)
Low	5745	21.19	21.24	24.23	30.00	-5.77
Mid	5785	21.19	21.20	24.21	30.00	-5.79
High	5825	21.20	21.22	24.22	30.00	-5.78

PSD Results

Channel	Frequency (MHz)	Antenna 6 Meas PSD (dBm/500KHz)	Antenna 5 Meas PSD (dBm/500KHz)	Total Corr'd PSD (dBm/500KHz)	PSD Limit (dBm/500KHz)	PSD Margin (dB)
Low	5745	8.598	8.749	11.784	30.00	-18.216
Mid	5785	8.592	8.567	11.690	30.00	-18.310
High	5825	8.628	8.645	11.747	30.00	-18.253

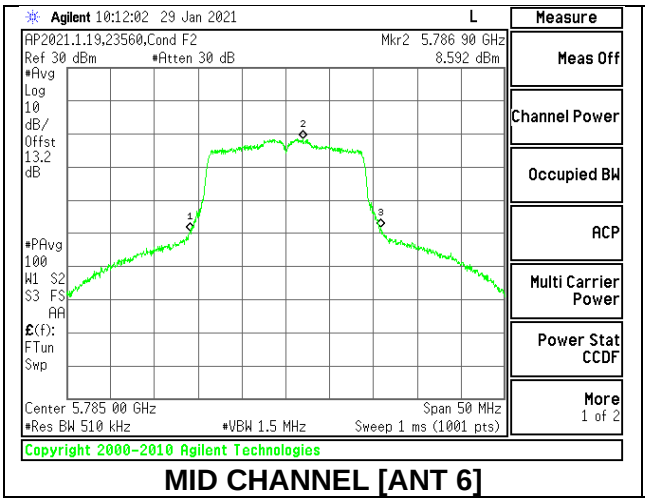

MID CHANNEL [ANT 6]

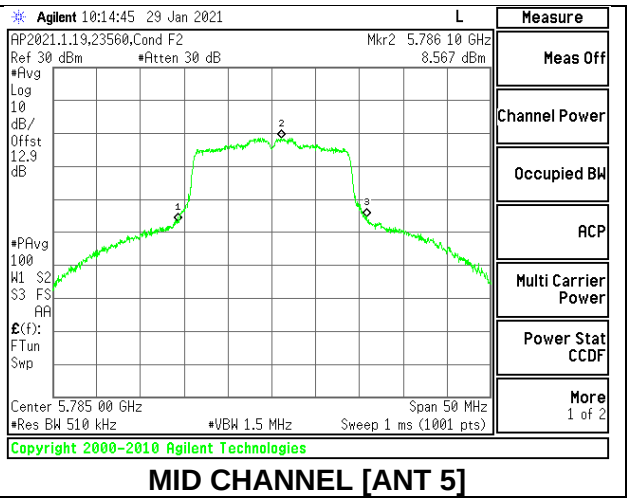

MID CHANNEL [ANT 5]

UL VERIFICATION SERVICES INC.
47173 Benicia Street, Fremont, CA 94538; USA TEL:(510) 319-4000 FAX:(510) 661-0888

This report shall not be reproduced except in full, without the written approval of UL Verification Services Inc.

9.4.20. 802.11n HT40 MODE IN THE 5.8 GHz BAND

1TX Antenna 6 MODE (FCC+IC)

Test Engineer:	23560
Test Date:	1/28/21

Antenna Gain and Limit

Channel	Frequency (MHz)	Directional Gain (dBi)	Power Limit (dBm)	PSD Limit (dBm/500KHz)
Low	5755	-2.90	30.00	30.00
High	5795	-2.90	30.00	30.00

Duty Cycle CF (dB)	0.10	**Included in Calculations of Corr'd PSD**

Output Power Results

Channel	Frequency (MHz)	Antenna 6 Meas Power (dBm)	Total Corr'd Power (dBm)	Power Limit (dBm)	Power Margin (dB)
Low	5755	20.23	20.23	30.00	-9.77
High	5795	20.25	20.25	30.00	-9.75

PSD Results

Channel	Frequency (MHz)	Antenna 6 Meas PSD (dBm/500KHz)	Total Corr'd PSD (dBm/500KHz)	PSD Limit (dBm/500KHz)	PSD Margin (dB)
Low	5755	4.803	4.903	30.00	-25.10
High	5795	4.944	5.044	30.00	-24.96

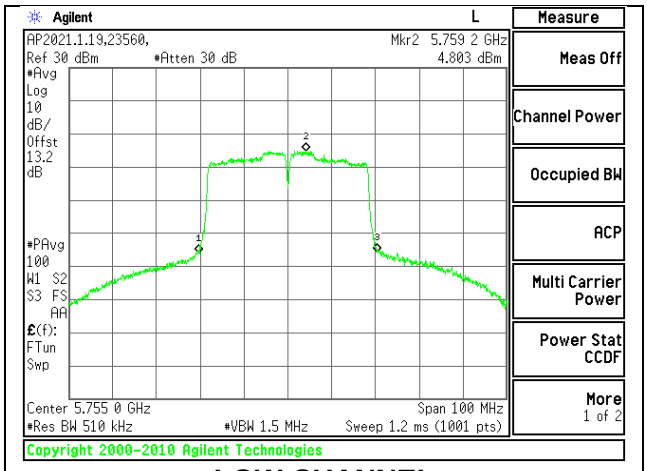

LOW CHANNEL

UL VERIFICATION SERVICES INC.
47173 Benicia Street, Fremont, CA 94538; USA TEL:(510) 319-4000 FAX:(510) 661-0888

This report shall not be reproduced except in full, without the written approval of UL Verification Services Inc.

1TX Antenna 5 MODE (FCC+IC)

Test Engineer:	23560
Test Date:	1/29/21

Antenna Gain and Limit

Channel	Frequency (MHz)	Directional Gain (dBi)	Power Limit (dBm)	PSD Limit (dBm/500KHz)
Low	5755	-2.60	30.00	30.00
High	5795	-2.60	30.00	30.00

Duty Cycle CF (dB)	0.10	**Included in Calculations of Corr'd PSD**

Output Power Results

Channel	Frequency (MHz)	Antenna 5 Meas Power (dBm)	Total Corr'd Power (dBm)	Power Limit (dBm)	Power Margin (dB)
Low	5755	20.25	20.25	30.00	-9.75
High	5795	20.27	20.27	30.00	-9.73

PSD Results

Channel	Frequency (MHz)	Antenna 5 Meas PSD (dBm/500KHz)	Total Corr'd PSD (dBm/500KHz)	PSD Limit (dBm/500KHz)	PSD Margin (dB)
Low	5755	4.976	5.076	30.00	-24.92
High	5795	5.111	5.211	30.00	-24.79

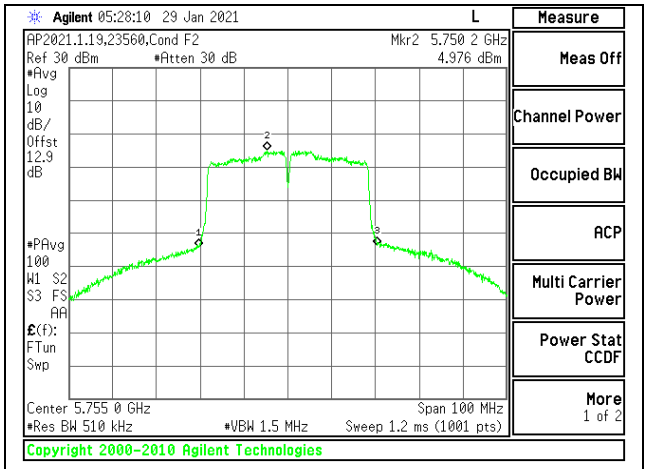

LOW CHANNEL

UL VERIFICATION SERVICES INC.
47173 Benicia Street, Fremont, CA 94538; USA TEL:(510) 319-4000 FAX:(510) 661-0888

This report shall not be reproduced except in full, without the written approval of UL Verification Services Inc.

2TX Antenna 6 + Antenna 5 CDD MODE (FCC+IC)

Test Engineer:	23560
Test Date:	1/29/21

Antenna Gain and Limit

Channel	Frequency (MHz)	Directional Gain For Power (dBi)	Directional Gain For PSD (dBi)	Power Limit (dBm)	PSD Limit (dBm/500KHz)
Low	5755	-2.75	0.26	30.00	30.00
High	5795	-2.75	0.26	30.00	30.00

Duty Cycle CF (dB)	0.18	**Included in Calculations of Corr'd PSD**

Output Power Results

Channel	Frequency (MHz)	Antenna 6 Meas Power (dBm)	Antenna 5 Meas Power (dBm)	Total Corr'd Power (dBm)	Power Limit (dBm)	Power Margin (dB)
Low	5755	20.22	20.23	23.24	30.00	-6.76
High	5795	20.20	20.18	23.20	30.00	-6.80

PSD Results

Channel	Frequency (MHz)	Antenna 6 Meas PSD (dBm/500KHz)	Antenna 5 Meas PSD (dBm/500KHz)	Total Corr'd PSD (dBm/500KHz)	PSD Limit (dBm/500KHz)	PSD Margin (dB)
Low	5755	5.124	5.362	8.435	30.00	-21.565
High	5795	5.092	5.177	8.325	30.00	-21.675

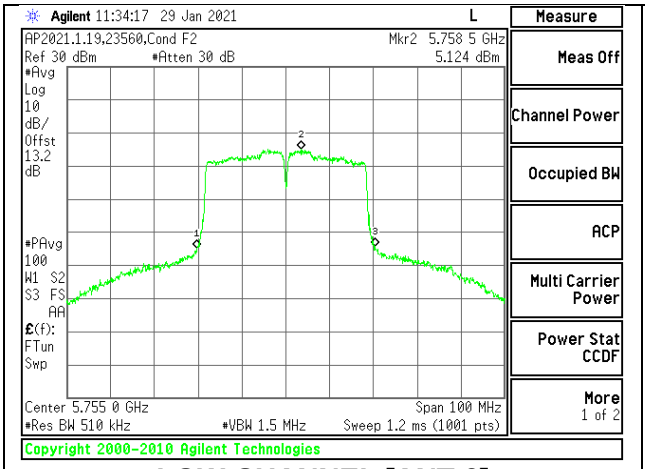

LOW CHANNEL [ANT 6]

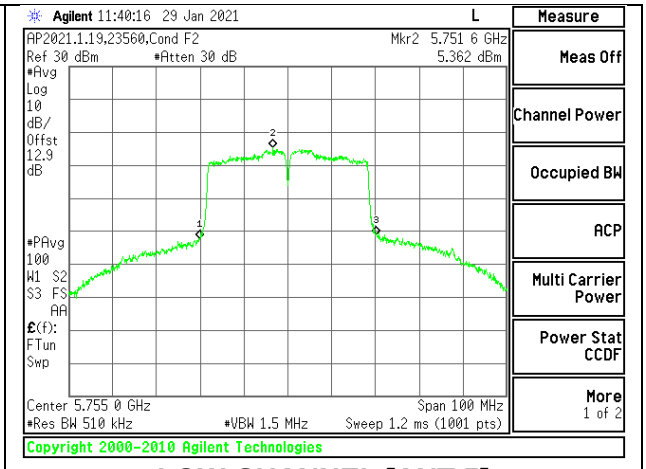

LOW CHANNEL [ANT 5]

UL VERIFICATION SERVICES INC.
47173 Benicia Street, Fremont, CA 94538; USA TEL:(510) 319-4000 FAX:(510) 661-0888

This report shall not be reproduced except in full, without the written approval of UL Verification Services Inc.

9.4.21. 802.11ac VHT80 MODE IN THE 5.8 GHz BAND

1TX Antenna 6 MODE (FCC+IC)

Test Engineer:	23560
Test Date:	7/21/21

Antenna Gain and Limit

Channel	Frequency (MHz)	Directional Gain (dBi)	Power Limit (dBm)	PSD Limit (dBm/500KHz)
Mid	5775	-2.90	30.00	30.00

Duty Cycle CF (dB)	0.22	**Included in Calculations of Corr'd PSD**

Output Power Results

Channel	Frequency (MHz)	Antenna 6 Meas Power (dBm)	Total Corr'd Power (dBm)	Power Limit (dBm)	Power Margin (dB)
Mid	5775	20.21	20.21	30.00	-9.79

PSD Results

Channel	Frequency (MHz)	Antenna 6 Meas PSD (dBm/500KHz)	Total Corr'd PSD (dBm/500KHz)	PSD Limit (dBm/500KHz)	PSD Margin (dB)
Mid	5775	2.120	2.340	30.00	-27.66

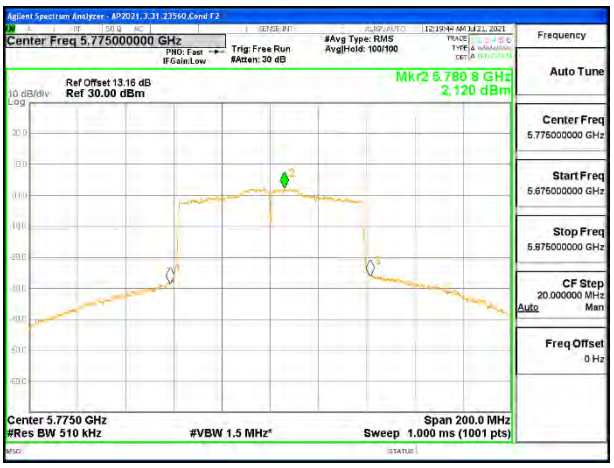

MID CHANNEL

UL VERIFICATION SERVICES INC.
47173 Benicia Street, Fremont, CA 94538; USA TEL:(510) 319-4000 FAX:(510) 661-0888

This report shall not be reproduced except in full, without the written approval of UL Verification Services Inc.

1TX Antenna 5 MODE (FCC+IC)

Test Engineer:	23560
Test Date:	7/21/21

Antenna Gain and Limit

Channel	Frequency (MHz)	Directional Gain (dBi)	Power Limit (dBm)	PSD Limit (dBm/500KHz)
Mid	5775	-2.60	30.00	30.00

Duty Cycle CF (dB)	0.22	**Included in Calculations of Corr'd PSD**

Output Power Results

Channel	Frequency (MHz)	Antenna 5 Meas Power (dBm)	Total Corr'd Power (dBm)	Power Limit (dBm)	Power Margin (dB)
Mid	5775	20.20	20.20	30.00	-9.80

PSD Results

Channel	Frequency (MHz)	Antenna 5 Meas PSD (dBm/500KHz)	Total Corr'd PSD (dBm/500KHz)	PSD Limit (dBm/500KHz)	PSD Margin (dB)
Mid	5775	2.111	2.331	30.00	-27.67

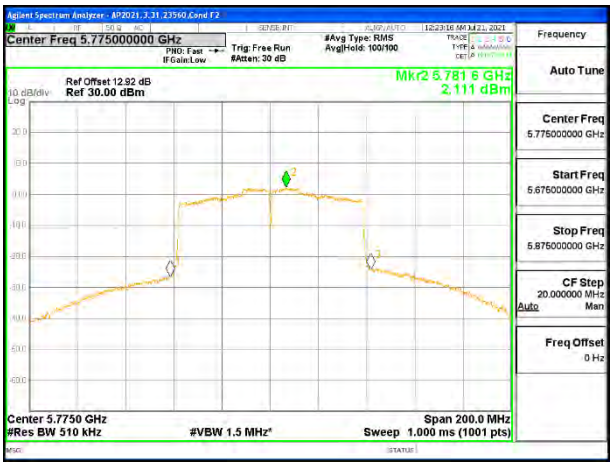

MID CHANNEL

UL VERIFICATION SERVICES INC.
47173 Benicia Street, Fremont, CA 94538; USA TEL:(510) 319-4000 FAX:(510) 661-0888

This report shall not be reproduced except in full, without the written approval of UL Verification Services Inc.

2TX Antenna 6 + Antenna 5 CDD MODE (FCC+IC)

Test Engineer:	23560
Test Date:	7/21/21

Antenna Gain and Limit

Channel	Frequency (MHz)	Directional Gain For Power (dBi)	Directional Gain For PSD (dBi)	Power Limit (dBm)	PSD Limit (dBm/500KHz)
Mid	5775	-2.75	0.26	30.00	30.00

Duty Cycle CF (dB)	0.39	**Included in Calculations of Corr'd PSD**

Output Power Results

Channel	Frequency (MHz)	Antenna 6 Meas Power (dBm)	Antenna 5 Meas Power (dBm)	Total Corr'd Power (dBm)	Power Limit (dBm)	Power Margin (dB)
Mid	5775	20.18	20.21	23.21	30.00	-6.79

PSD Results

Channel	Frequency (MHz)	Antenna 6 Meas PSD (dBm/500KHz)	Antenna 5 Meas PSD (dBm/500KHz)	Total Corr'd PSD (dBm/500KHz)	PSD Limit (dBm/500KHz)	PSD Margin (dB)
Mid	5775	1.860	2.027	5.345	30.00	-24.655

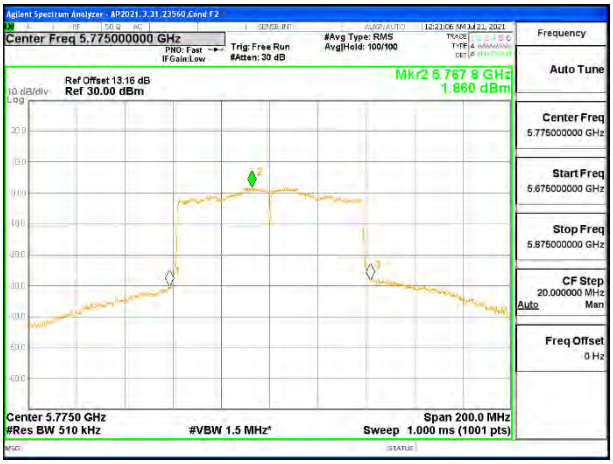

MID CHANNEL [ANT 6]

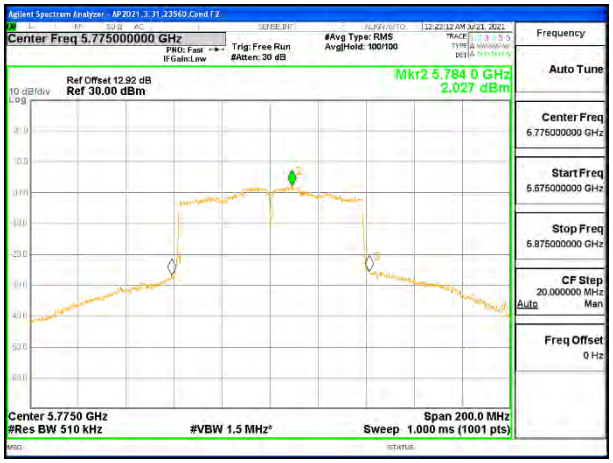

MID CHANNEL [ANT 5]

UL VERIFICATION SERVICES INC.
47173 Benicia Street, Fremont, CA 94538; USA TEL:(510) 319-4000 FAX:(510) 661-0888

This report shall not be reproduced except in full, without the written approval of UL Verification Services Inc.

9.4.22. 802.11ax HE20 MODE IN THE 5.8 GHz BAND

1TX Antenna 6 MODE (FCC+IC): 26 Tones, RU Index 0

Test Engineer:	23560
Test Date:	2/2/21

Antenna Gain and Limit

Channel	Frequency (MHz)	Directional Gain (dBi)	Power Limit (dBm)	PSD Limit (dBm/500KHz)
Low	5745	-2.90	30.00	30.00
Mid	5785	-2.90	30.00	30.00
High	5825	-2.90	30.00	30.00

Duty Cycle CF (dB)	0.00	**Included in Calculations of Corr'd PSD**

Output Power Results

Channel	Frequency (MHz)	Antenna 6 Meas Power (dBm)	Total Corr'd Power (dBm)	Power Limit (dBm)	Power Margin (dB)
Low	5745	11.72	11.72	30.00	-18.28
Mid	5785	11.70	11.70	30.00	-18.30
High	5825	11.73	11.73	30.00	-18.27

PSD Results

Channel	Frequency (MHz)	Antenna 6 Meas PSD (dBm/500KHz)	Total Corr'd PSD (dBm/500KHz)	PSD Limit (dBm/500KHz)	PSD Margin (dB)
Low	5745	16.381	16.381	30.00	-13.62
Mid	5785	15.932	15.932	30.00	-14.07
High	5825	16.397	16.397	30.00	-13.60

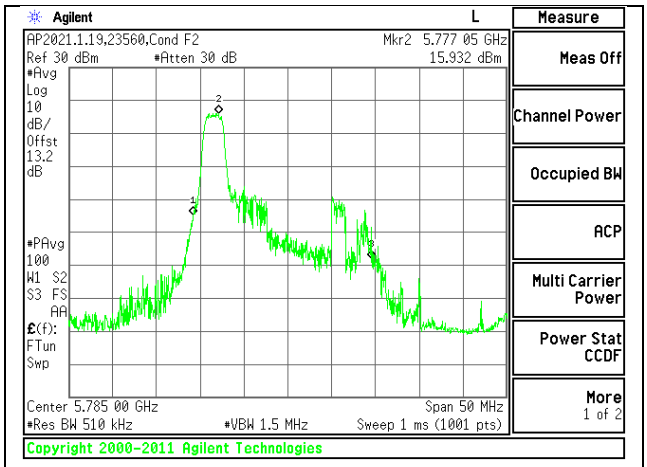

MID CHANNEL

UL VERIFICATION SERVICES INC.
47173 Benicia Street, Fremont, CA 94538; USA TEL:(510) 319-4000 FAX:(510) 661-0888

This report shall not be reproduced except in full, without the written approval of UL Verification Services Inc.

1TX Antenna 6 MODE (FCC+IC): 26 Tones, RU Index 4

Test Engineer:	23560
Test Date:	2/2/21

Antenna Gain and Limit

Channel	Frequency (MHz)	Directional Gain (dBi)	Power Limit (dBm)	PSD Limit (dBm/500KHz)
Low	5745	-2.90	30.00	30.00
Mid	5785	-2.90	30.00	30.00
High	5825	-2.90	30.00	30.00

Duty Cycle CF (dB)	0.00	**Included in Calculations of Corr'd PSD**

Output Power Results

Channel	Frequency (MHz)	Antenna 6 Meas Power (dBm)	Total Corr'd Power (dBm)	Power Limit (dBm)	Power Margin (dB)
Low	5745	11.73	11.73	30.00	-18.27
Mid	5785	11.69	11.69	30.00	-18.31
High	5825	11.72	11.72	30.00	-18.28

PSD Results

Channel	Frequency (MHz)	Antenna 6 Meas PSD (dBm/500KHz)	Total Corr'd PSD (dBm/500KHz)	PSD Limit (dBm/500KHz)	PSD Margin (dB)
Low	5745	16.150	16.150	30.00	-13.85
Mid	5785	15.860	15.860	30.00	-14.14
High	5825	16.055	16.055	30.00	-13.95

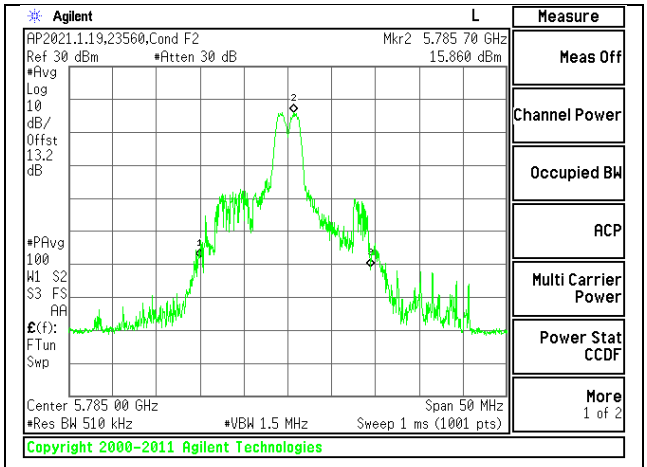

MID CHANNEL

UL VERIFICATION SERVICES INC.
47173 Benicia Street, Fremont, CA 94538; USA TEL:(510) 319-4000 FAX:(510) 661-0888

This report shall not be reproduced except in full, without the written approval of UL Verification Services Inc.

1TX Antenna 6 MODE (FCC+IC): 26 Tones, RU Index 8

Test Engineer:	23560
Test Date:	2/2/21

Antenna Gain and Limit

Channel	Frequency (MHz)	Directional Gain (dBi)	Power Limit (dBm)	PSD Limit (dBm/500KHz)
Low	5745	-2.90	30.00	30.00
Mid	5785	-2.90	30.00	30.00
High	5825	-2.90	30.00	30.00

Duty Cycle CF (dB)	0.00	**Included in Calculations of Corr'd PSD**

Output Power Results

Channel	Frequency (MHz)	Antenna 6 Meas Power (dBm)	Total Corr'd Power (dBm)	Power Limit (dBm)	Power Margin (dB)
Low	5745	11.72	11.72	30.00	-18.28
Mid	5785	11.74	11.74	30.00	-18.26
High	5825	11.70	11.70	30.00	-18.30

PSD Results

Channel	Frequency (MHz)	Antenna 6 Meas PSD (dBm/500KHz)	Total Corr'd PSD (dBm/500KHz)	PSD Limit (dBm/500KHz)	PSD Margin (dB)
Low	5745	16.541	16.541	30.00	-13.46
Mid	5785	16.765	16.765	30.00	-13.24
High	5825	16.315	16.315	30.00	-13.69

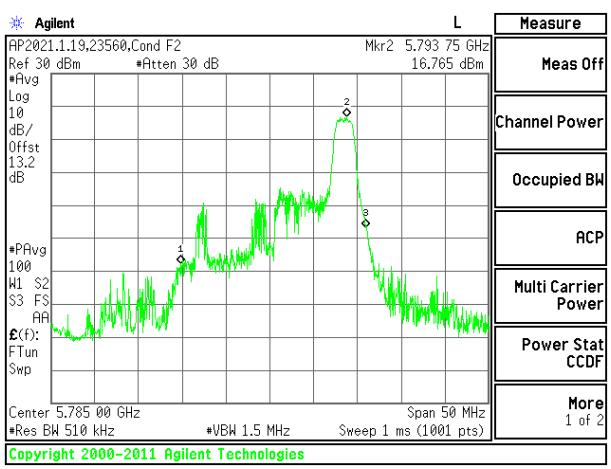

MID CHANNEL

UL VERIFICATION SERVICES INC.
47173 Benicia Street, Fremont, CA 94538; USA TEL:(510) 319-4000 FAX:(510) 661-0888

This report shall not be reproduced except in full, without the written approval of UL Verification Services Inc.

1TX Antenna 6 MODE (FCC+IC): SU Mode

Test Engineer:	23560
Test Date:	2/2/21

Antenna Gain and Limit

Channel	Frequency (MHz)	Directional Gain (dBi)	Power Limit (dBm)	PSD Limit (dBm/500KHz)
Low	5745	-2.90	30.00	30.00
Mid	5785	-2.90	30.00	30.00
High	5825	-2.90	30.00	30.00

Duty Cycle CF (dB)	0.00	**Included in Calculations of Corr'd PSD**

Output Power Results

Channel	Frequency (MHz)	Antenna 6 Meas Power (dBm)	Total Corr'd Power (dBm)	Power Limit (dBm)	Power Margin (dB)
Low	5745	21.16	21.16	30.00	-8.84
Mid	5785	21.20	21.20	30.00	-8.80
High	5825	21.19	21.19	30.00	-8.81

PSD Results

Channel	Frequency (MHz)	Antenna 6 Meas PSD (dBm/500KHz)	Total Corr'd PSD (dBm/500KHz)	PSD Limit (dBm/500KHz)	PSD Margin (dB)
Low	5745	7.086	7.086	30.00	-22.91
Mid	5785	7.229	7.229	30.00	-22.77
High	5825	7.137	7.137	30.00	-22.86

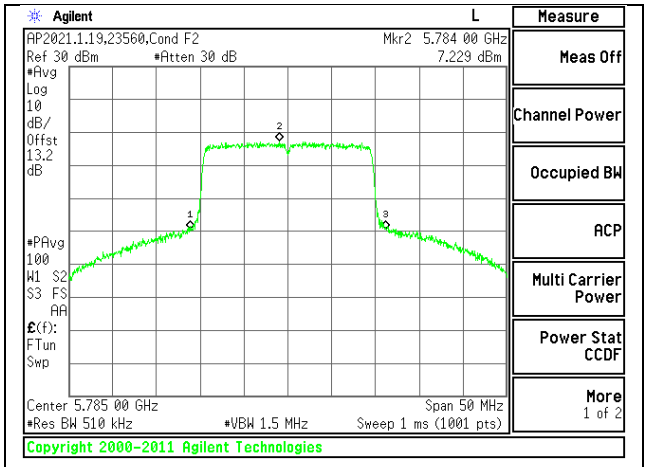

MID CHANNEL

UL VERIFICATION SERVICES INC.
47173 Benicia Street, Fremont, CA 94538; USA TEL:(510) 319-4000 FAX:(510) 661-0888

This report shall not be reproduced except in full, without the written approval of UL Verification Services Inc.

1TX Antenna 5 MODE (FCC+IC): 26 Tones, RU Index 0

Test Engineer:	23560
Test Date:	2/3/21

Antenna Gain and Limit

Channel	Frequency (MHz)	Directional Gain (dBi)	Power Limit (dBm)	PSD Limit (dBm/500KHz)
Low	5745	-2.60	30.00	30.00
Mid	5785	-2.60	30.00	30.00
High	5825	-2.60	30.00	30.00

Duty Cycle CF (dB)	0.00	**Included in Calculations of Corr'd PSD**

Output Power Results

Channel	Frequency (MHz)	Antenna 5 Meas Power (dBm)	Total Corr'd Power (dBm)	Power Limit (dBm)	Power Margin (dB)
Low	5745	11.70	11.70	30.00	-18.30
Mid	5785	11.74	11.74	30.00	-18.26
High	5825	11.73	11.73	30.00	-18.27

PSD Results

Channel	Frequency (MHz)	Antenna 5 Meas PSD (dBm/500KHz)	Total Corr'd PSD (dBm/500KHz)	PSD Limit (dBm/500KHz)	PSD Margin (dB)
Low	5745	16.354	16.354	30.00	-13.65
Mid	5785	16.416	16.416	30.00	-13.58
High	5825	16.446	16.446	30.00	-13.55

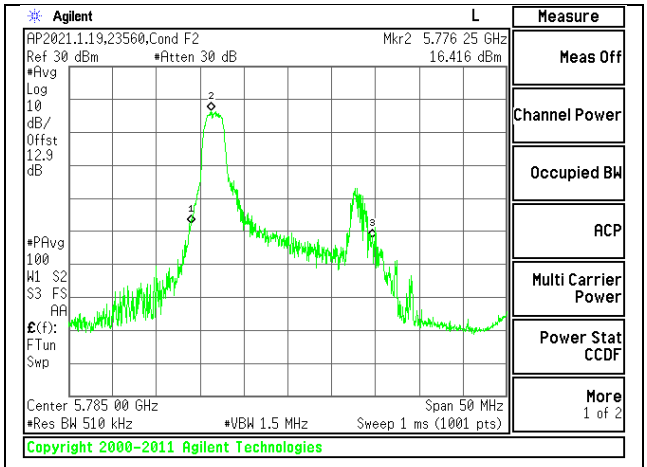

MID CHANNEL

UL VERIFICATION SERVICES INC.
47173 Benicia Street, Fremont, CA 94538; USA TEL:(510) 319-4000 FAX:(510) 661-0888

This report shall not be reproduced except in full, without the written approval of UL Verification Services Inc.

1TX Antenna 5 MODE (FCC+IC): 26 Tones, RU Index 4

Test Engineer:	23560
Test Date:	2/3/21

Antenna Gain and Limit

Channel	Frequency (MHz)	Directional Gain (dBi)	Power Limit (dBm)	PSD Limit (dBm/500KHz)
Low	5745	-2.60	30.00	30.00
Mid	5785	-2.60	30.00	30.00
High	5825	-2.60	30.00	30.00

Duty Cycle CF (dB)	0.00	**Included in Calculations of Corr'd PSD**

Output Power Results

Channel	Frequency (MHz)	Antenna 5 Meas Power (dBm)	Total Corr'd Power (dBm)	Power Limit (dBm)	Power Margin (dB)
Low	5745	11.73	11.73	30.00	-18.27
Mid	5785	11.69	11.69	30.00	-18.31
High	5825	11.66	11.66	30.00	-18.34

PSD Results

Channel	Frequency (MHz)	Antenna 5 Meas PSD (dBm/500KHz)	Total Corr'd PSD (dBm/500KHz)	PSD Limit (dBm/500KHz)	PSD Margin (dB)
Low	5745	16.256	16.256	30.00	-13.74
Mid	5785	16.085	16.085	30.00	-13.92
High	5825	16.037	16.037	30.00	-13.96

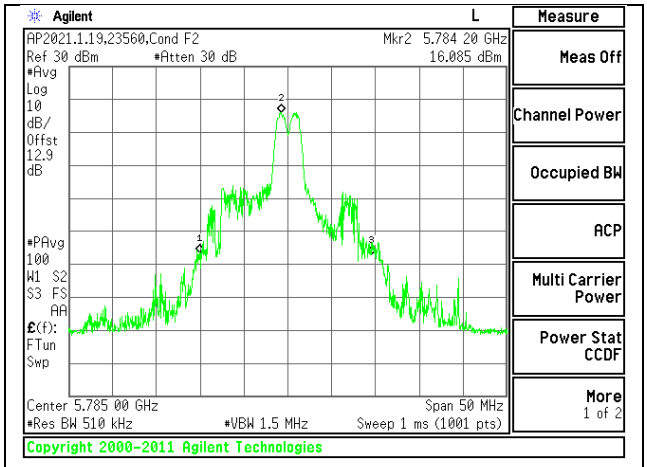

MID CHANNEL

UL VERIFICATION SERVICES INC.
47173 Benicia Street, Fremont, CA 94538; USA TEL:(510) 319-4000 FAX:(510) 661-0888

This report shall not be reproduced except in full, without the written approval of UL Verification Services Inc.

1TX Antenna 5 MODE (FCC+IC): 26 Tones, RU Index 8

Test Engineer:	23560
Test Date:	2/3/21

Antenna Gain and Limit

Channel	Frequency (MHz)	Directional Gain (dBi)	Power Limit (dBm)	PSD Limit (dBm/500KHz)
Low	5745	-2.60	30.00	30.00
Mid	5785	-2.60	30.00	30.00
High	5825	-2.60	30.00	30.00

Duty Cycle CF (dB)	0.00	**Included in Calculations of Corr'd PSD**

Output Power Results

Channel	Frequency (MHz)	Antenna 5 Meas Power (dBm)	Total Corr'd Power (dBm)	Power Limit (dBm)	Power Margin (dB)
Low	5745	11.67	11.67	30.00	-18.33
Mid	5785	11.72	11.72	30.00	-18.28
High	5825	11.69	11.69	30.00	-18.31

PSD Results

Channel	Frequency (MHz)	Antenna 5 Meas PSD (dBm/500KHz)	Total Corr'd PSD (dBm/500KHz)	PSD Limit (dBm/500KHz)	PSD Margin (dB)
Low	5745	16.270	16.270	30.00	-13.73
Mid	5785	16.482	16.482	30.00	-13.52
High	5825	16.380	16.380	30.00	-13.62

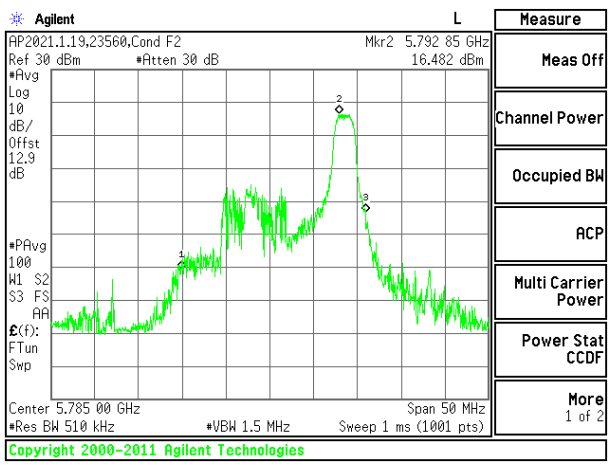

MID CHANNEL

UL VERIFICATION SERVICES INC.
47173 Benicia Street, Fremont, CA 94538; USA TEL:(510) 319-4000 FAX:(510) 661-0888

This report shall not be reproduced except in full, without the written approval of UL Verification Services Inc.

1TX Antenna 5 MODE (FCC+IC): SU Mode

Test Engineer:	23560
Test Date:	2/3/21

Antenna Gain and Limit

Channel	Frequency (MHz)	Directional Gain (dBi)	Power Limit (dBm)	PSD Limit (dBm/500KHz)
Low	5745	-2.60	30.00	30.00
Mid	5785	-2.60	30.00	30.00
High	5825	-2.60	30.00	30.00

Duty Cycle CF (dB)	0.00	**Included in Calculations of Corr'd PSD**

Output Power Results

Channel	Frequency (MHz)	Antenna 5 Meas Power (dBm)	Total Corr'd Power (dBm)	Power Limit (dBm)	Power Margin (dB)
Low	5745	21.15	21.15	30.00	-8.85
Mid	5785	21.14	21.14	30.00	-8.86
High	5825	21.18	21.18	30.00	-8.82

PSD Results

Channel	Frequency (MHz)	Antenna 5 Meas PSD (dBm/500KHz)	Total Corr'd PSD (dBm/500KHz)	PSD Limit (dBm/500KHz)	PSD Margin (dB)
Low	5745	7.399	7.399	30.00	-22.60
Mid	5785	7.053	7.053	30.00	-22.95
High	5825	7.224	7.224	30.00	-22.78

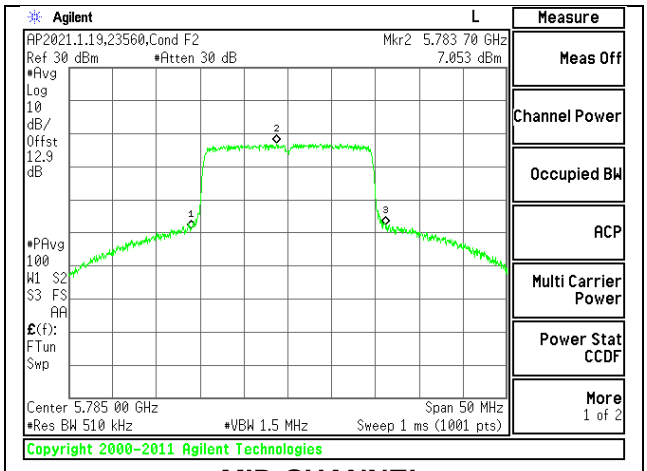

MID CHANNEL

UL VERIFICATION SERVICES INC.
47173 Benicia Street, Fremont, CA 94538; USA TEL:(510) 319-4000 FAX:(510) 661-0888

This report shall not be reproduced except in full, without the written approval of UL Verification Services Inc.

2TX Antenna 6 + Antenna 5 OFDMA MODE (FCC+IC): 26 Tones, RU Index 0

Test Engineer:	19232
Test Date:	4/28/21

Channel	Frequency (MHz)	Directional Gain For Power (dBi)	Directional Gain For PSD (dBi)	Power Limit (dBm)	PSD Limit (dBm/500KHz)
Low	5745	-2.75	0.26	30.00	30.00
Mid	5785	-2.75	0.26	30.00	30.00
High	5825	-2.75	0.26	30.00	30.00

Duty Cycle CF (dB)	0.00	**Included in Calculations of Corr'd PSD**

Output Power Results

Channel	Frequency (MHz)	Antenna 6 Meas Power (dBm)	Antenna 5 Meas Power (dBm)	Total Corr'd Power (dBm)	Power Limit (dBm)	Power Margin (dB)
Low	5745	11.65	11.63	14.65	30.00	-15.35
Mid	5785	11.67	11.64	14.67	30.00	-15.33
High	5825	11.73	11.72	14.74	30.00	-15.26

PSD Results

Channel	Frequency (MHz)	Antenna 6 Meas PSD (dBm/500KHz)	Antenna 5 Meas PSD (dBm/500KHz)	Total Corr'd PSD (dBm/500KHz)	PSD Limit (dBm/500KHz)	PSD Margin (dB)
Low	5745	16.314	16.093	19.215	30.00	-10.785
Mid	5785	15.219	15.063	18.152	30.00	-11.848
High	5825	15.963	15.814	18.899	30.00	-11.101

MID CHANNEL [ANT 6]

MID CHANNEL [ANT 5]

UL VERIFICATION SERVICES INC.
47173 Benicia Street, Fremont, CA 94538; USA TEL:(510) 319-4000 FAX:(510) 661-0888

This report shall not be reproduced except in full, without the written approval of UL Verification Services Inc.

2TX Antenna 6 + Antenna 5 OFDMA MODE (FCC+IC): 26 Tones, RU Index 4

Test Engineer:	19232
Test Date:	4/28/21

Antenna Gain and Limit

Channel	Frequency (MHz)	Directional Gain For Power (dBi)	Directional Gain For PSD (dBi)	Power Limit (dBm)	PSD Limit (dBm/500KHz)
Low	5745	-2.75	0.26	30.00	30.00
Mid	5785	-2.75	0.26	30.00	30.00
High	5825	-2.75	0.26	30.00	30.00

Duty Cycle CF (dB)	0.00	**Included in Calculations of Corr'd PSD**

Output Power Results

Channel	Frequency (MHz)	Antenna 6 Meas Power (dBm)	Antenna 5 Meas Power (dBm)	Total Corr'd Power (dBm)	Power Limit (dBm)	Power Margin (dB)
Low	5745	11.68	11.63	14.67	30.00	-15.33
Mid	5785	11.64	11.67	14.67	30.00	-15.33
High	5825	11.66	11.70	14.69	30.00	-15.31

PSD Results

Channel	Frequency (MHz)	Antenna 6 Meas PSD (dBm/500KHz)	Antenna 5 Meas PSD (dBm/500KHz)	Total Corr'd PSD (dBm/500KHz)	PSD Limit (dBm/500KHz)	PSD Margin (dB)
Low	5745	15.973	16.184	19.090	30.00	-10.910
Mid	5785	15.333	15.222	18.288	30.00	-11.712
High	5825	15.541	16.021	18.798	30.00	-11.202

MID CHANNEL [ANT 6]

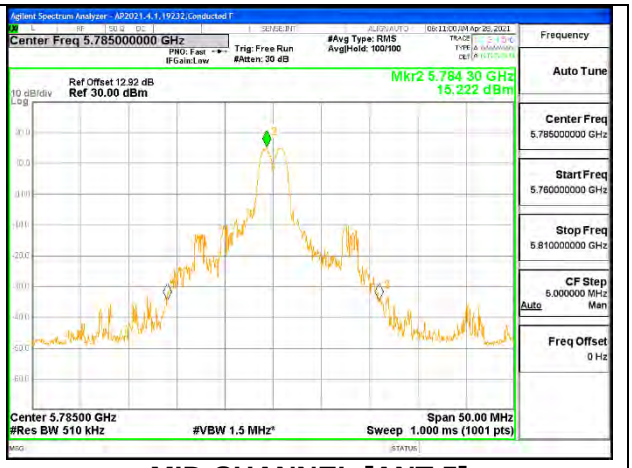

MID CHANNEL [ANT 5]

UL VERIFICATION SERVICES INC.
47173 Benicia Street, Fremont, CA 94538; USA TEL:(510) 319-4000 FAX:(510) 661-0888

This report shall not be reproduced except in full, without the written approval of UL Verification Services Inc.

2TX Antenna 6 + Antenna 5 OFDMA MODE (FCC+IC): 26 Tones, RU Index 8

Test Engineer:	19232
Test Date:	4/28/21

Antenna Gain and Limit

Channel	Frequency (MHz)	Directional Gain For Power (dBi)	Directional Gain For PSD (dBi)	Power Limit (dBm)	PSD Limit (dBm/500KHz)
Low	5745	-2.75	0.26	30.00	30.00
Mid	5785	-2.75	0.26	30.00	30.00
High	5825	-2.75	0.26	30.00	30.00

Duty Cycle CF (dB)	0.00	**Included in Calculations of Corr'd PSD**

Output Power Results

Channel	Frequency (MHz)	Antenna 6 Meas Power (dBm)	Antenna 5 Meas Power (dBm)	Total Corr'd Power (dBm)	Power Limit (dBm)	Power Margin (dB)
Low	5745	11.70	11.73	14.73	30.00	-15.27
Mid	5785	11.67	11.66	14.68	30.00	-15.32
High	5825	11.68	11.65	14.68	30.00	-15.32

PSD Results

Channel	Frequency (MHz)	Antenna 6 Meas PSD (dBm/500KHz)	Antenna 5 Meas PSD (dBm/500KHz)	Total Corr'd PSD (dBm/500KHz)	PSD Limit (dBm/500KHz)	PSD Margin (dB)
Low	5745	16.019	16.097	19.068	30.00	-10.932
Mid	5785	15.580	15.640	18.620	30.00	-11.380
High	5825	15.757	15.379	18.582	30.00	-11.418

MID CHANNEL [ANT 6]

MID CHANNEL [ANT 5]

UL VERIFICATION SERVICES INC.
47173 Benicia Street, Fremont, CA 94538; USA TEL:(510) 319-4000 FAX:(510) 661-0888

This report shall not be reproduced except in full, without the written approval of UL Verification Services Inc.

2TX Antenna 6 + Antenna 5 OFDMA MODE (FCC+IC): SU Mode

Test Engineer:	19232
Test Date:	4/28/21

Antenna Gain and Limit

Channel	Frequency (MHz)	Directional Gain For Power (dBi)	Directional Gain For PSD (dBi)	Power Limit (dBm)	PSD Limit (dBm/500KHz)
Low	5745	-2.75	0.26	30.00	30.00
Mid	5785	-2.75	0.26	30.00	30.00
High	5825	-2.75	0.26	30.00	30.00

Duty Cycle CF (dB)	0.00	**Included in Calculations of Corr'd PSD**

Output Power Results

Channel	Frequency (MHz)	Antenna 6 Meas Power (dBm)	Antenna 5 Meas Power (dBm)	Total Corr'd Power (dBm)	Power Limit (dBm)	Power Margin (dB)
Low	5745	21.20	21.18	24.20	30.00	-5.80
Mid	5785	21.13	21.15	24.15	30.00	-5.85
High	5825	21.20	21.16	24.19	30.00	-5.81

PSD Results

Channel	Frequency (MHz)	Antenna 6 Meas PSD (dBm/500KHz)	Antenna 5 Meas PSD (dBm/500KHz)	Total Corr'd PSD (dBm/500KHz)	PSD Limit (dBm/500KHz)	PSD Margin (dB)
Low	5745	7.119	7.223	10.182	30.00	-19.818
Mid	5785	6.303	6.431	9.378	30.00	-20.622
High	5825	6.680	6.437	9.570	30.00	-20.430

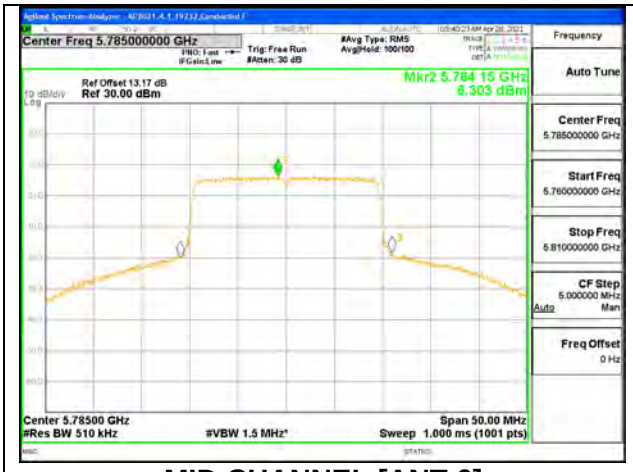

MID CHANNEL [ANT 6]

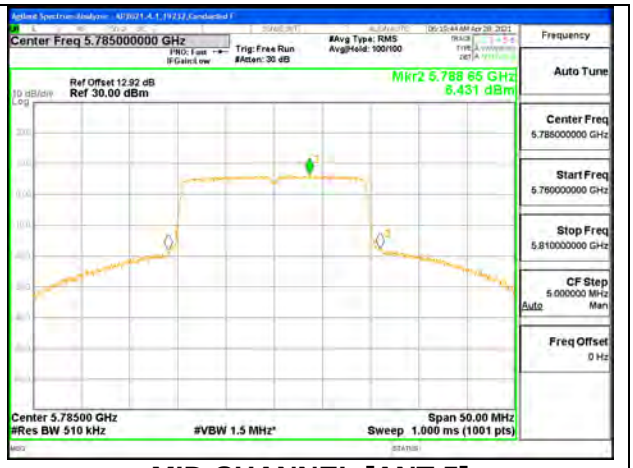

MID CHANNEL [ANT 5]

UL VERIFICATION SERVICES INC.
47173 Benicia Street, Fremont, CA 94538; USA TEL:(510) 319-4000 FAX:(510) 661-0888

This report shall not be reproduced except in full, without the written approval of UL Verification Services Inc.

9.4.23. 802.11ax HE40 MODE IN THE 5.8 GHz BAND

1TX Antenna 6 MODE (FCC): 26 Tones, RU Index 0

Test Engineer:	23560
Test Date:	2/5/21

Antenna Gain and Limit

Channel	Frequency (MHz)	Directional Gain (dBi)	Power Limit (dBm)	PSD Limit (dBm/500KHz)
Low	5755	-2.90	30.00	30.00
High	5795	-2.90	30.00	30.00

Duty Cycle CF (dB)	0.00	**Included in Calculations of Corr'd PSD**

Output Power Results

Channel	Frequency (MHz)	Antenna 6 Meas Power (dBm)	Total Corr'd Power (dBm)	Power Limit (dBm)	Power Margin (dB)
Low	5755	10.73	10.73	30.00	-19.27
High	5795	10.70	10.70	30.00	-19.30

PSD Results

Channel	Frequency (MHz)	Antenna 6 Meas PSD (dBm/500KHz)	Total Corr'd PSD (dBm/500KHz)	PSD Limit (dBm/500KHz)	PSD Margin (dB)
Low	5755	16.478	16.478	30.00	-13.52
High	5795	16.026	16.026	30.00	-13.97

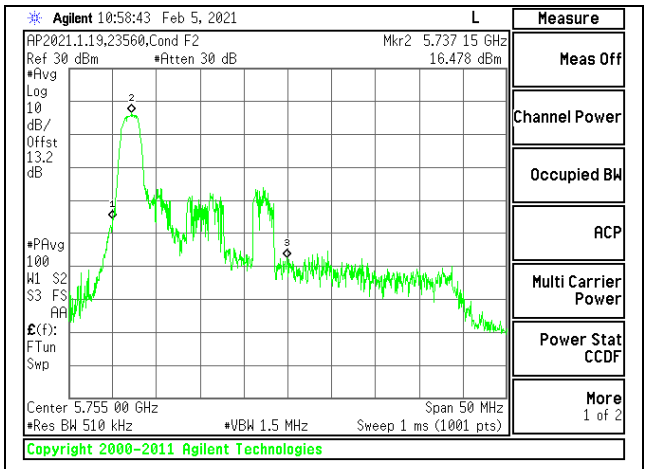

LOW CHANNEL

UL VERIFICATION SERVICES INC.
47173 Benicia Street, Fremont, CA 94538; USA TEL:(510) 319-4000 FAX:(510) 661-0888

This report shall not be reproduced except in full, without the written approval of UL Verification Services Inc.

1TX Antenna 6 MODE (FCC): 26 Tones, RU Index 8

Test Engineer:	23560
Test Date:	2/5/21

Antenna Gain and Limit

Channel	Frequency (MHz)	Directional Gain (dBi)	Power Limit (dBm)	PSD Limit (dBm/500KHz)
Low	5755	-2.90	30.00	30.00
High	5795	-2.90	30.00	30.00

Duty Cycle CF (dB)	0.00	**Included in Calculations of Corr'd PSD**

Output Power Results

Channel	Frequency (MHz)	Antenna 6 Meas Power (dBm)	Total Corr'd Power (dBm)	Power Limit (dBm)	Power Margin (dB)
Low	5755	10.75	10.75	30.00	-19.25
High	5795	10.76	10.76	30.00	-19.24

PSD Results

Channel	Frequency (MHz)	Antenna 6 Meas PSD (dBm/500KHz)	Total Corr'd PSD (dBm/500KHz)	PSD Limit (dBm/500KHz)	PSD Margin (dB)
Low	5755	15.638	15.638	30.00	-14.36
High	5795	15.979	15.979	30.00	-14.02

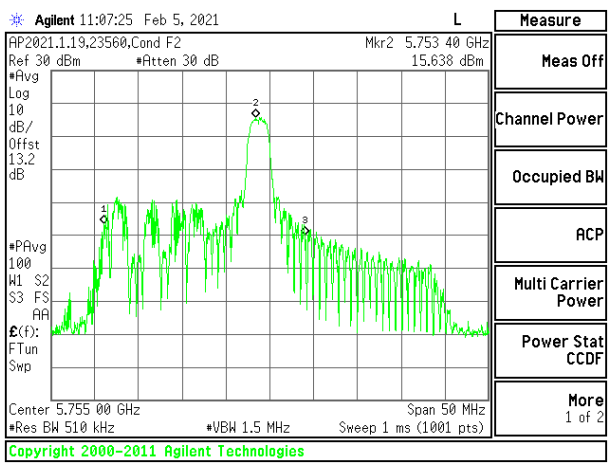

LOW CHANNEL

UL VERIFICATION SERVICES INC.
47173 Benicia Street, Fremont, CA 94538; USA TEL:(510) 319-4000 FAX:(510) 661-0888

This report shall not be reproduced except in full, without the written approval of UL Verification Services Inc.

1TX Antenna 6 MODE (FCC): 26 Tones, RU Index 17

Test Engineer:	23560
Test Date:	2/5/21

Antenna Gain and Limit

Channel	Frequency (MHz)	Directional Gain (dBi)	Power Limit (dBm)	PSD Limit (dBm/500KHz)
Low	5755	-2.90	30.00	30.00
High	5795	-2.90	30.00	30.00

Duty Cycle CF (dB)	0.00	**Included in Calculations of Corr'd PSD**

Output Power Results

Channel	Frequency (MHz)	Antenna 6 Meas Power (dBm)	Total Corr'd Power (dBm)	Power Limit (dBm)	Power Margin (dB)
Low	5755	10.23	10.23	30.00	-19.77
High	5795	10.21	10.21	30.00	-19.79

PSD Results

Channel	Frequency (MHz)	Antenna 6 Meas PSD (dBm/500KHz)	Total Corr'd PSD (dBm/500KHz)	PSD Limit (dBm/500KHz)	PSD Margin (dB)
Low	5755	16.312	16.312	30.00	-13.69
High	5795	16.266	16.266	30.00	-13.73

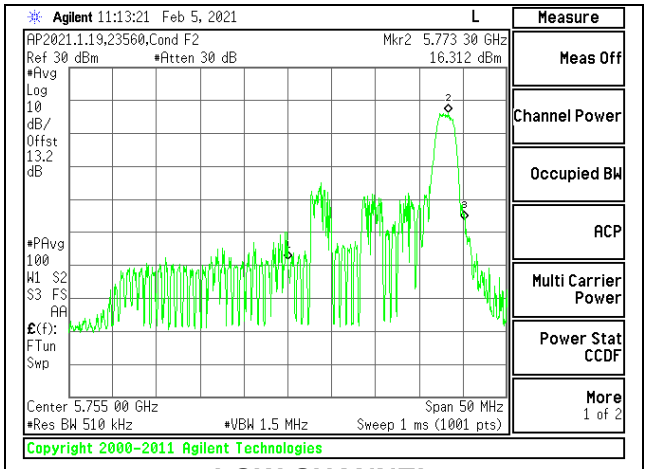

LOW CHANNEL

UL VERIFICATION SERVICES INC.
47173 Benicia Street, Fremont, CA 94538; USA TEL:(510) 319-4000 FAX:(510) 661-0888

This report shall not be reproduced except in full, without the written approval of UL Verification Services Inc.

1TX Antenna 6 MODE (FCC): SU Mode

Test Engineer:	23560
Test Date:	2/5/21

Antenna Gain and Limit

Channel	Frequency (MHz)	Directional Gain (dBi)	Power Limit (dBm)	PSD Limit (dBm/500KHz)
Low	5755	-2.90	30.00	30.00
High	5795	-2.90	30.00	30.00

Duty Cycle CF (dB)	0.00	**Included in Calculations of Corr'd PSD**

Output Power Results

Channel	Frequency (MHz)	Antenna 6 Meas Power (dBm)	Total Corr'd Power (dBm)	Power Limit (dBm)	Power Margin (dB)
Low	5755	20.19	20.19	30.00	-9.81
High	5795	20.23	20.23	30.00	-9.77

PSD Results

Channel	Frequency (MHz)	Antenna 6 Meas PSD (dBm/500KHz)	Total Corr'd PSD (dBm/500KHz)	PSD Limit (dBm/500KHz)	PSD Margin (dB)
Low	5755	3.692	3.692	30.00	-26.31
High	5795	3.868	3.868	30.00	-26.13

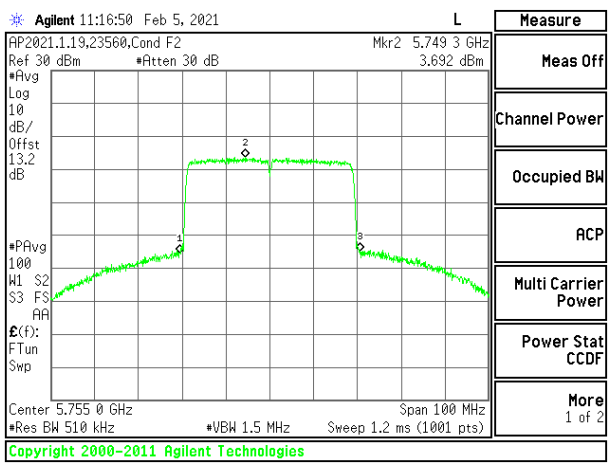

LOW CHANNEL

UL VERIFICATION SERVICES INC.
47173 Benicia Street, Fremont, CA 94538; USA TEL:(510) 319-4000 FAX:(510) 661-0888

This report shall not be reproduced except in full, without the written approval of UL Verification Services Inc.

1TX Antenna 5 MODE (FCC): 26 Tones, RU Index 0

Test Engineer:	23560
Test Date:	2/8/21

Antenna Gain and Limit

Channel	Frequency (MHz)	Directional Gain (dBi)	Power Limit (dBm)	PSD Limit (dBm/500KHz)
Low	5755	-2.60	30.00	30.00
High	5795	-2.60	30.00	30.00

Duty Cycle CF (dB)	0.00	**Included in Calculations of Corr'd PSD**

Output Power Results

Channel	Frequency (MHz)	Antenna 5 Meas Power (dBm)	Total Corr'd Power (dBm)	Power Limit (dBm)	Power Margin (dB)
Low	5755	10.76	10.76	30.00	-19.24
High	5795	10.74	10.74	30.00	-19.26

PSD Results

Channel	Frequency (MHz)	Antenna 5 Meas PSD (dBm/500KHz)	Total Corr'd PSD (dBm/500KHz)	PSD Limit (dBm/500KHz)	PSD Margin (dB)
Low	5755	16.148	16.148	30.00	-13.85
High	5795	16.058	16.058	30.00	-13.94

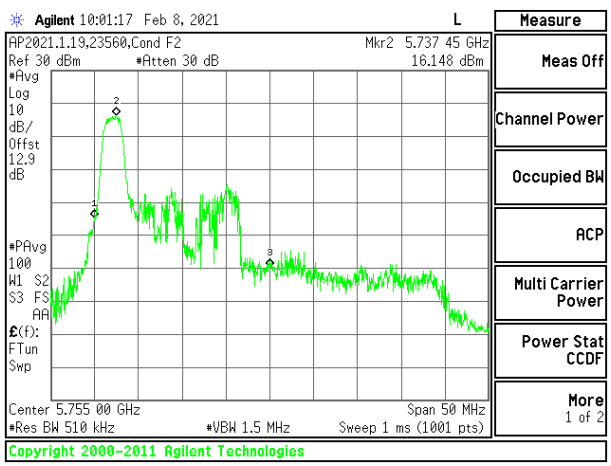

LOW CHANNEL

UL VERIFICATION SERVICES INC.
47173 Benicia Street, Fremont, CA 94538; USA TEL:(510) 319-4000 FAX:(510) 661-0888

This report shall not be reproduced except in full, without the written approval of UL Verification Services Inc.

1TX Antenna 5 MODE (FCC): 26 Tones, RU Index 8

Test Engineer:	23560
Test Date:	2/8/21

Antenna Gain and Limit

Channel	Frequency (MHz)	Directional Gain (dBi)	Power Limit (dBm)	PSD Limit (dBm/500KHz)
Low	5755	-2.60	30.00	30.00
High	5795	-2.60	30.00	30.00

Duty Cycle CF (dB)	0.00	**Included in Calculations of Corr'd PSD**

Output Power Results

Channel	Frequency (MHz)	Antenna 5 Meas Power (dBm)	Total Corr'd Power (dBm)	Power Limit (dBm)	Power Margin (dB)
Low	5755	10.75	10.75	30.00	-19.25
High	5795	10.71	10.71	30.00	-19.29

PSD Results

Channel	Frequency (MHz)	Antenna 5 Meas PSD (dBm/500KHz)	Total Corr'd PSD (dBm/500KHz)	PSD Limit (dBm/500KHz)	PSD Margin (dB)
Low	5755	15.673	15.673	30.00	-14.33
High	5795	15.658	15.658	30.00	-14.34

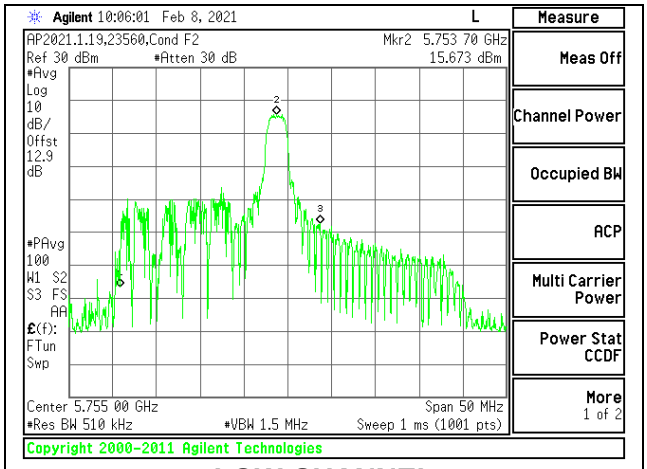

LOW CHANNEL

UL VERIFICATION SERVICES INC.
47173 Benicia Street, Fremont, CA 94538; USA TEL:(510) 319-4000 FAX:(510) 661-0888

This report shall not be reproduced except in full, without the written approval of UL Verification Services Inc.

1TX Antenna 5 MODE (FCC): 26 Tones, RU Index 17

Test Engineer:	23560
Test Date:	2/8/21

Antenna Gain and Limit

Channel	Frequency (MHz)	Directional Gain (dBi)	Power Limit (dBm)	PSD Limit (dBm/500KHz)
Low	5755	-2.60	30.00	30.00
High	5795	-2.60	30.00	30.00

Duty Cycle CF (dB)	0.00	**Included in Calculations of Corr'd PSD**

Output Power Results

Channel	Frequency (MHz)	Antenna 5 Meas Power (dBm)	Total Corr'd Power (dBm)	Power Limit (dBm)	Power Margin (dB)
Low	5755	10.76	10.76	30.00	-19.24
High	5795	10.72	10.72	30.00	-19.28

PSD Results

Channel	Frequency (MHz)	Antenna 5 Meas PSD (dBm/500KHz)	Total Corr'd PSD (dBm/500KHz)	PSD Limit (dBm/500KHz)	PSD Margin (dB)
Low	5755	16.474	16.474	30.00	-13.53
High	5795	16.266	16.266	30.00	-13.73

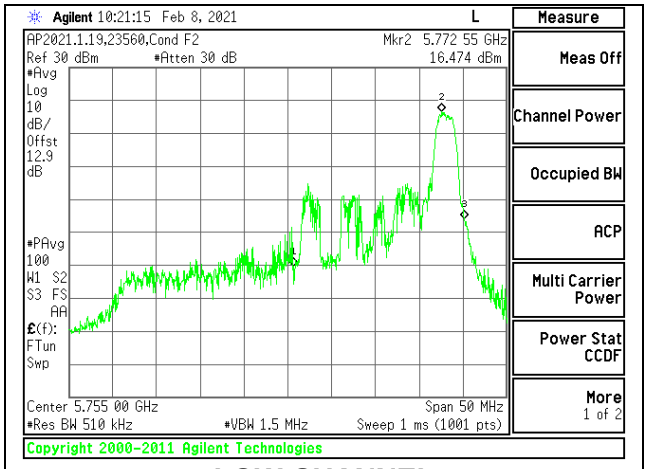

LOW CHANNEL

UL VERIFICATION SERVICES INC.
47173 Benicia Street, Fremont, CA 94538; USA TEL:(510) 319-4000 FAX:(510) 661-0888

This report shall not be reproduced except in full, without the written approval of UL Verification Services Inc.

1TX Antenna 5 MODE (FCC): SU Mode

Test Engineer:	23560
Test Date:	2/8/21

Antenna Gain and Limit

Channel	Frequency (MHz)	Directional Gain (dBi)	Power Limit (dBm)	PSD Limit (dBm/500KHz)
Low	5755	-2.60	30.00	30.00
High	5795	-2.60	30.00	30.00

Duty Cycle CF (dB)	0.00	**Included in Calculations of Corr'd PSD**

Output Power Results

Channel	Frequency (MHz)	Antenna 5 Meas Power (dBm)	Total Corr'd Power (dBm)	Power Limit (dBm)	Power Margin (dB)
Low	5755	20.20	20.20	30.00	-9.80
High	5795	20.27	20.27	30.00	-9.73

PSD Results

Channel	Frequency (MHz)	Antenna 5 Meas PSD (dBm/500KHz)	Total Corr'd PSD (dBm/500KHz)	PSD Limit (dBm/500KHz)	PSD Margin (dB)
Low	5755	3.544	3.544	30.00	-26.46
High	5795	3.698	3.698	30.00	-26.30

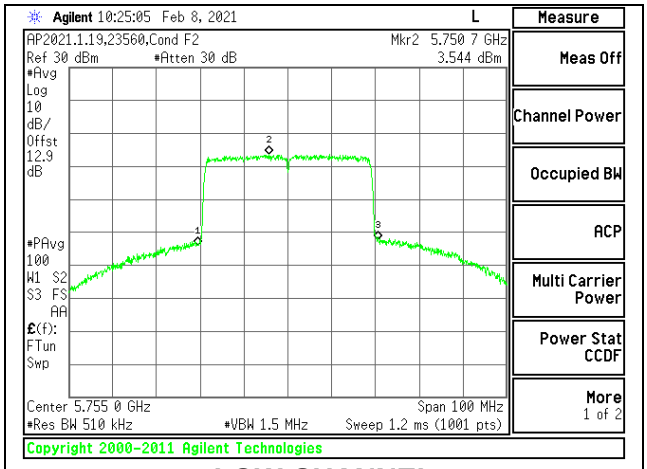

LOW CHANNEL

UL VERIFICATION SERVICES INC.
47173 Benicia Street, Fremont, CA 94538; USA TEL:(510) 319-4000 FAX:(510) 661-0888

This report shall not be reproduced except in full, without the written approval of UL Verification Services Inc.

2TX Antenna 6 + Antenna 5 OFDMA MODE (FCC+IC): 26 Tones, RU Index 0

Test Engineer:	23560
Test Date:	2/9/21

Antenna Gain and Limit

Channel	Frequency (MHz)	Directional Gain For Power (dBi)	Directional Gain For PSD (dBi)	Power Limit (dBm)	PSD Limit (dBm/500KHz)
Low	5755	-2.75	0.26	30.00	30.00
High	5795	-2.75	0.26	30.00	30.00

Duty Cycle CF (dB)	0.00	**Included in Calculations of Corr'd PSD**

Output Power Results

Channel	Frequency (MHz)	Antenna 6 Meas Power (dBm)	Antenna 5 Meas Power (dBm)	Total Corr'd Power (dBm)	Power Limit (dBm)	Power Margin (dB)
Low	5755	10.73	10.74	13.75	30.00	-16.25
High	5795	10.70	10.73	13.73	30.00	-16.27

PSD Results

Channel	Frequency (MHz)	Antenna 6 Meas PSD (dBm/500KHz)	Antenna 5 Meas PSD (dBm/500KHz)	Total Corr'd PSD (dBm/500KHz)	PSD Limit (dBm/500KHz)	PSD Margin (dB)
Low	5755	16.227	16.205	19.226	30.00	-10.774
High	5795	16.240	16.165	19.213	30.00	-10.787

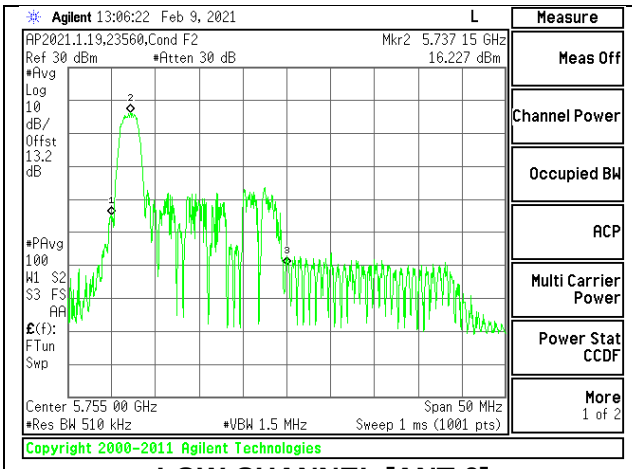

LOW CHANNEL [ANT 6]

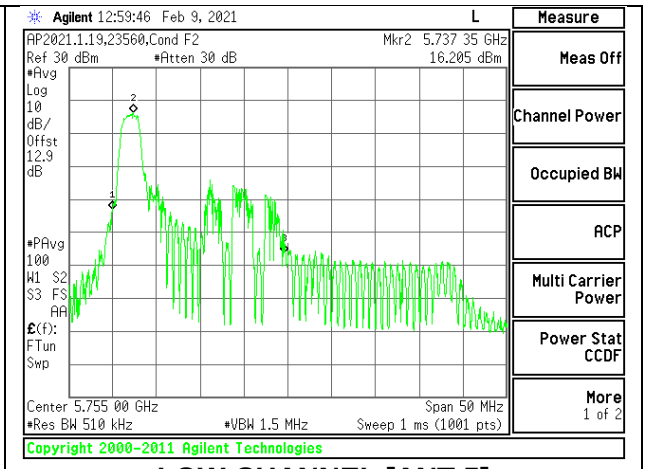

LOW CHANNEL [ANT 5]

UL VERIFICATION SERVICES INC.
47173 Benicia Street, Fremont, CA 94538; USA TEL:(510) 319-4000 FAX:(510) 661-0888

This report shall not be reproduced except in full, without the written approval of UL Verification Services Inc.

2TX Antenna 6 + Antenna 5 OFDMA MODE (FCC+IC): 26 Tones, RU Index 8

Test Engineer:	23560
Test Date:	2/9/21

Antenna Gain and Limit

Channel	Frequency (MHz)	Directional Gain For Power (dBi)	Directional Gain For PSD (dBi)	Power Limit (dBm)	PSD Limit (dBm/500KHz)
Low	5755	-2.75	0.26	30.00	30.00
High	5795	-2.75	0.26	30.00	30.00

Duty Cycle CF (dB)	0.00	**Included in Calculations of Corr'd PSD**

Output Power Results

Channel	Frequency (MHz)	Antenna 6 Meas Power (dBm)	Antenna 5 Meas Power (dBm)	Total Corr'd Power (dBm)	Power Limit (dBm)	Power Margin (dB)
Low	5755	10.72	10.75	13.75	30.00	-16.25
High	5795	10.70	10.71	13.72	30.00	-16.28

PSD Results

Channel	Frequency (MHz)	Antenna 6 Meas PSD (dBm/500KHz)	Antenna 5 Meas PSD (dBm/500KHz)	Total Corr'd PSD (dBm/500KHz)	PSD Limit (dBm/500KHz)	PSD Margin (dB)
Low	5755	16.030	15.806	18.930	30.00	-11.070
High	5795	15.519	15.693	18.617	30.00	-11.383

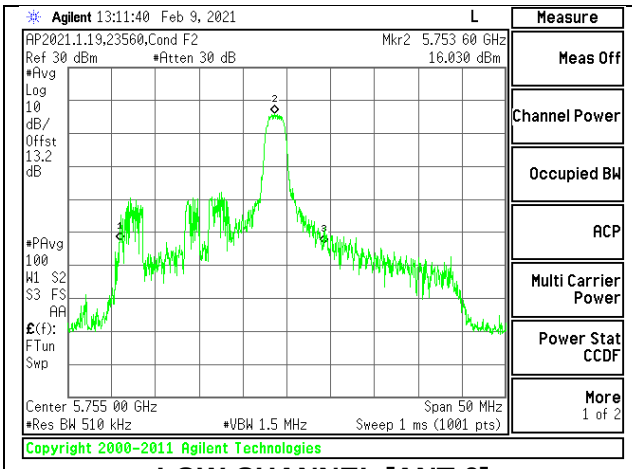

LOW CHANNEL [ANT 6]

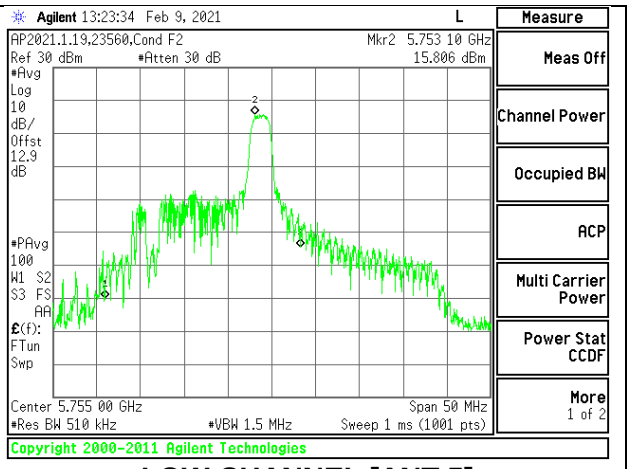

LOW CHANNEL [ANT 5]

UL VERIFICATION SERVICES INC.
47173 Benicia Street, Fremont, CA 94538; USA TEL:(510) 319-4000 FAX:(510) 661-0888

This report shall not be reproduced except in full, without the written approval of UL Verification Services Inc.

2TX Antenna 6 + Antenna 5 OFDMA MODE (FCC+IC): 26 Tones, RU Index 17

Test Engineer:	23560
Test Date:	2/9/21

Antenna Gain and Limit

Channel	Frequency (MHz)	Directional Gain For Power (dBi)	Directional Gain For PSD (dBi)	Power Limit (dBm)	PSD Limit (dBm/500KHz)
Low	5755	-2.75	0.26	30.00	30.00
High	5795	-2.75	0.26	30.00	30.00

Duty Cycle CF (dB)	0.00	**Included in Calculations of Corr'd PSD**

Output Power Results

Channel	Frequency (MHz)	Antenna 6 Meas Power (dBm)	Antenna 5 Meas Power (dBm)	Total Corr'd Power (dBm)	Power Limit (dBm)	Power Margin (dB)
Low	5755	10.71	10.79	13.76	30.00	-16.24
High	5795	10.74	10.76	13.76	30.00	-16.24

PSD Results

Channel	Frequency (MHz)	Antenna 6 Meas PSD (dBm/500KHz)	Antenna 5 Meas PSD (dBm/500KHz)	Total Corr'd PSD (dBm/500KHz)	PSD Limit (dBm/500KHz)	PSD Margin (dB)
Low	5755	15.906	16.132	19.031	30.00	-10.969
High	5795	15.996	16.094	19.056	30.00	-10.944

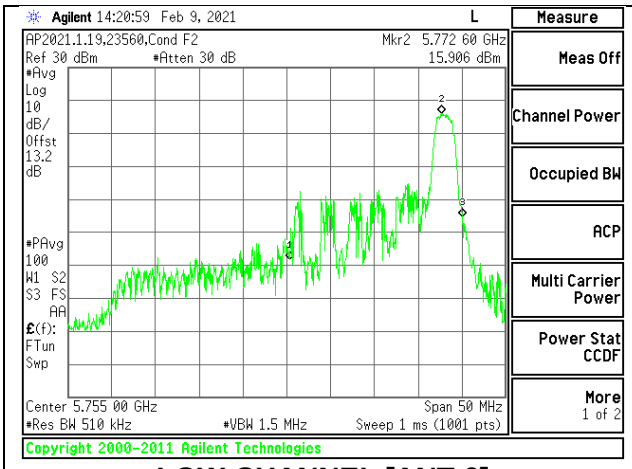

LOW CHANNEL [ANT 6]

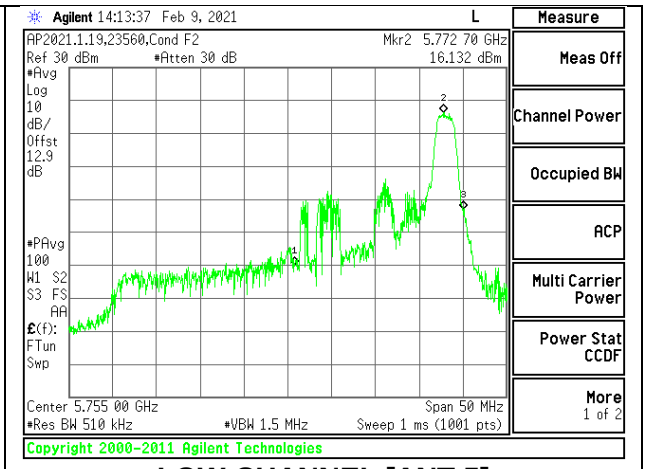

LOW CHANNEL [ANT 5]

UL VERIFICATION SERVICES INC.
47173 Benicia Street, Fremont, CA 94538; USA TEL:(510) 319-4000 FAX:(510) 661-0888

This report shall not be reproduced except in full, without the written approval of UL Verification Services Inc.

2TX Antenna 6 + Antenna 5 OFDMA MODE (FCC+IC): SU Mode

Test Engineer:	23560
Test Date:	2/9/21

Antenna Gain and Limit

Channel	Frequency (MHz)	Directional Gain For Power (dBi)	Directional Gain For PSD (dBi)	Power Limit (dBm)	PSD Limit (dBm/500KHz)
Low	5755	-2.75	0.26	30.00	30.00
High	5795	-2.75	0.26	30.00	30.00

Duty Cycle CF (dB)	0.00	**Included in Calculations of Corr'd PSD**

Output Power Results

Channel	Frequency (MHz)	Antenna 6 Meas Power (dBm)	Antenna 5 Meas Power (dBm)	Total Corr'd Power (dBm)	Power Limit (dBm)	Power Margin (dB)
Low	5755	20.30	20.24	23.28	30.00	-6.72
High	5795	20.26	20.25	23.27	30.00	-6.73

PSD Results

Channel	Frequency (MHz)	Antenna 6 Meas PSD (dBm/500KHz)	Antenna 5 Meas PSD (dBm/500KHz)	Total Corr'd PSD (dBm/500KHz)	PSD Limit (dBm/500KHz)	PSD Margin (dB)
Low	5755	3.894	3.668	6.793	30.00	-23.207
High	5795	3.646	3.850	6.759	30.00	-23.241

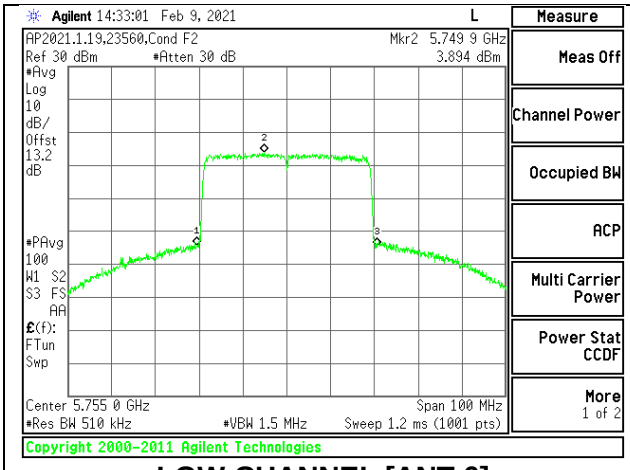

LOW CHANNEL [ANT 6]

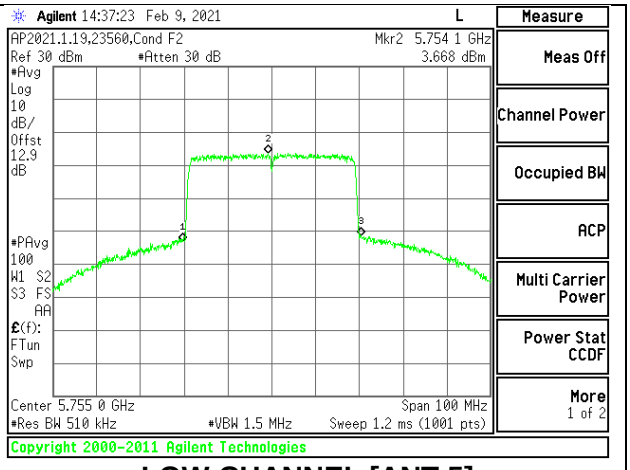

LOW CHANNEL [ANT 5]

UL VERIFICATION SERVICES INC.
47173 Benicia Street, Fremont, CA 94538; USA TEL:(510) 319-4000 FAX:(510) 661-0888

This report shall not be reproduced except in full, without the written approval of UL Verification Services Inc.

9.4.24. 802.11ax HE80 MODE IN THE 5.8 GHz BAND

1TX Antenna 6 MODE (FCC+IC): 26 Tones, RU Index 0

Test Engineer:	23560
Test Date:	2/10/21

Antenna Gain and Limit

Channel	Frequency (MHz)	Directional Gain (dBi)	Power Limit (dBm)	PSD Limit (dBm/500KHz)
Mid	5775	-2.90	30.00	30.00

Duty Cycle CF (dB)	0.00	**Included in Calculations of Corr'd PSD**

Output Power Results

Channel	Frequency (MHz)	Antenna 6 Meas Power (dBm)	Total Corr'd Power (dBm)	Power Limit (dBm)	Power Margin (dB)
Mid	5775	10.78	10.78	30.00	-19.22

PSD Results

Channel	Frequency (MHz)	Antenna 6 Meas PSD (dBm/500KHz)	Total Corr'd PSD (dBm/500KHz)	PSD Limit (dBm/500KHz)	PSD Margin (dB)
Mid	5775	16.231	16.231	30.00	-13.77

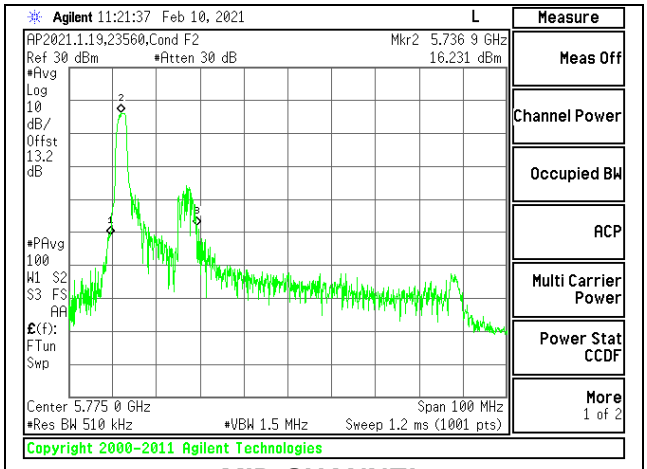

MID CHANNEL

UL VERIFICATION SERVICES INC.
47173 Benicia Street, Fremont, CA 94538; USA TEL:(510) 319-4000 FAX:(510) 661-0888

This report shall not be reproduced except in full, without the written approval of UL Verification Services Inc.

1TX Antenna 6 MODE (FCC+IC): 26 Tones, RU Index 18

Test Engineer:	23560
Test Date:	2/10/21

Antenna Gain and Limit

Channel	Frequency (MHz)	Directional Gain (dBi)	Power Limit (dBm)	PSD Limit (dBm/500KHz)
Mid	5775	-2.90	30.00	30.00

Duty Cycle CF (dB)	0.00	**Included in Calculations of Corr'd PSD**

Output Power Results

Channel	Frequency (MHz)	Antenna 6 Meas Power (dBm)	Total Corr'd Power (dBm)	Power Limit (dBm)	Power Margin (dB)
Mid	5775	10.81	10.81	30.00	-19.19

PSD Results

Channel	Frequency (MHz)	Antenna 6 Meas PSD (dBm/500KHz)	Total Corr'd PSD (dBm/500KHz)	PSD Limit (dBm/500KHz)	PSD Margin (dB)
Mid	5775	15.760	15.760	30.00	-14.24

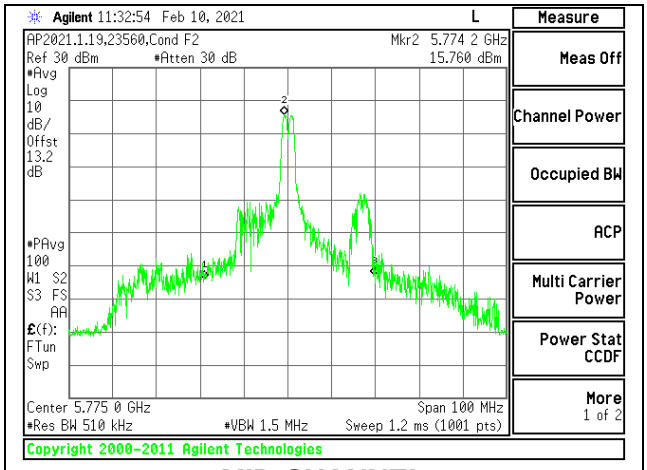

MID CHANNEL

UL VERIFICATION SERVICES INC.
47173 Benicia Street, Fremont, CA 94538; USA TEL:(510) 319-4000 FAX:(510) 661-0888

This report shall not be reproduced except in full, without the written approval of UL Verification Services Inc.

1TX Antenna 6 MODE (FCC+IC): 26 Tones, RU Index 36

Test Engineer:	23560
Test Date:	2/10/21

Antenna Gain and Limit

Channel	Frequency (MHz)	Directional Gain (dBi)	Power Limit (dBm)	PSD Limit (dBm/500KHz)
Mid	5775	-2.90	30.00	30.00

Duty Cycle CF (dB)	0.00	**Included in Calculations of Corr'd PSD**

Output Power Results

Channel	Frequency (MHz)	Antenna 6 Meas Power (dBm)	Total Corr'd Power (dBm)	Power Limit (dBm)	Power Margin (dB)
Mid	5775	10.74	10.74	30.00	-19.26

PSD Results

Channel	Frequency (MHz)	Antenna 6 Meas PSD (dBm/500KHz)	Total Corr'd PSD (dBm/500KHz)	PSD Limit (dBm/500KHz)	PSD Margin (dB)
Mid	5775	16.490	16.490	30.00	-13.51

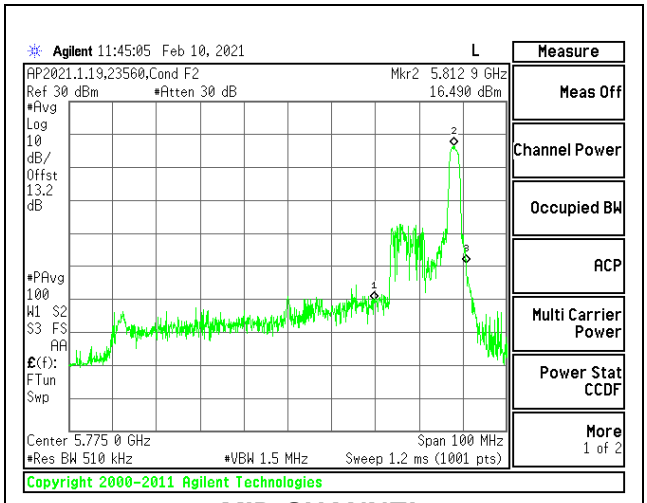

MID CHANNEL

UL VERIFICATION SERVICES INC.
47173 Benicia Street, Fremont, CA 94538; USA TEL:(510) 319-4000 FAX:(510) 661-0888

This report shall not be reproduced except in full, without the written approval of UL Verification Services Inc.

1TX Antenna 6 MODE (FCC+IC): SU Mode

Test Engineer:	20773
Test Date:	7/21/21

Antenna Gain and Limit

Channel	Frequency (MHz)	Directional Gain (dBi)	Power Limit (dBm)	PSD Limit (dBm/500KHz)
Mid	5775	-2.90	30.00	30.00

Duty Cycle CF (dB)	0.00	**Included in Calculations of Corr'd PSD**

Output Power Results

Channel	Frequency (MHz)	Antenna 6 Meas Power (dBm)	Total Corr'd Power (dBm)	Power Limit (dBm)	Power Margin (dB)
Mid	5775	20.20	20.20	30.00	-9.80

PSD Results

Channel	Frequency (MHz)	Antenna 6 Meas PSD (dBm/500KHz)	Total Corr'd PSD (dBm/500KHz)	PSD Limit (dBm/500KHz)	PSD Margin (dB)
Mid	5775	2.100	2.100	30.00	-27.90

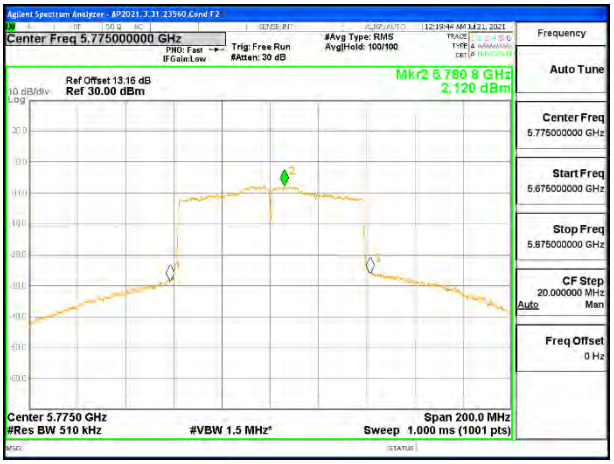

MID CHANNEL

UL VERIFICATION SERVICES INC.
47173 Benicia Street, Fremont, CA 94538; USA TEL:(510) 319-4000 FAX:(510) 661-0888

This report shall not be reproduced except in full, without the written approval of UL Verification Services Inc.

1TX Antenna 5 MODE (FCC+IC): 26 Tones, RU Index 0

Test Engineer:	20773
Test Date:	4/13/21

Antenna Gain and Limit

Channel	Frequency (MHz)	Directional Gain (dBi)	Power Limit (dBm)	PSD Limit (dBm/500KHz)
Mid	5775	-2.60	30.00	30.00

Duty Cycle CF (dB)	0.00	**Included in Calculations of Corr'd PSD**

Output Power Results

Channel	Frequency (MHz)	Antenna 5 Meas Power (dBm)	Total Corr'd Power (dBm)	Power Limit (dBm)	Power Margin (dB)
Mid	5775	10.76	10.76	30.00	-19.24

PSD Results

Channel	Frequency (MHz)	Antenna 5 Meas PSD (dBm/500KHz)	Total Corr'd PSD (dBm/500KHz)	PSD Limit (dBm/500KHz)	PSD Margin (dB)
Mid	5775	16.437	16.437	30.00	-13.56

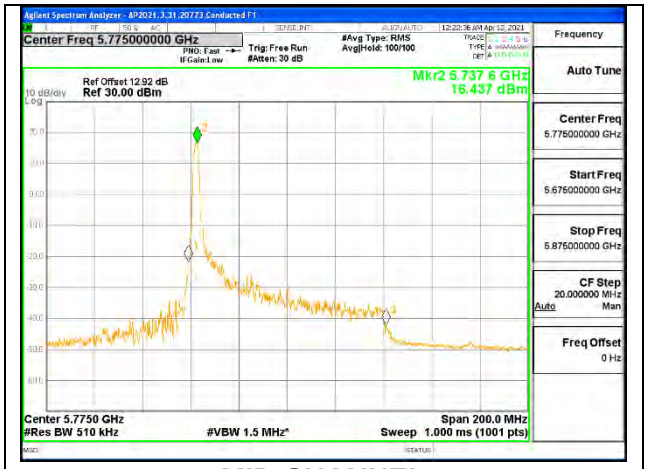

MID CHANNEL

UL VERIFICATION SERVICES INC.
47173 Benicia Street, Fremont, CA 94538; USA TEL:(510) 319-4000 FAX:(510) 661-0888

This report shall not be reproduced except in full, without the written approval of UL Verification Services Inc.

1TX Antenna 5 MODE (FCC+IC): 26 Tones, RU Index 18

Test Engineer:	20773
Test Date:	4/13/21

Antenna Gain and Limit

Channel	Frequency (MHz)	Directional Gain (dBi)	Power Limit (dBm)	PSD Limit (dBm/500KHz)
Mid	5775	-2.60	30.00	30.00

Duty Cycle CF (dB)	0.00	**Included in Calculations of Corr'd PSD**

Output Power Results

Channel	Frequency (MHz)	Antenna 5 Meas Power (dBm)	Total Corr'd Power (dBm)	Power Limit (dBm)	Power Margin (dB)
Mid	5775	10.71	10.71	30.00	-19.29

PSD Results

Channel	Frequency (MHz)	Antenna 5 Meas PSD (dBm/500KHz)	Total Corr'd PSD (dBm/500KHz)	PSD Limit (dBm/500KHz)	PSD Margin (dB)
Mid	5775	15.517	15.517	30.00	-14.48

MID CHANNEL

UL VERIFICATION SERVICES INC.
47173 Benicia Street, Fremont, CA 94538; USA TEL:(510) 319-4000 FAX:(510) 661-0888

This report shall not be reproduced except in full, without the written approval of UL Verification Services Inc.

1TX Antenna 5 MODE (FCC+IC): 26 Tones, RU Index 36

Test Engineer:	20773
Test Date:	4/12/21

Antenna Gain and Limit

Channel	Frequency (MHz)	Directional Gain (dBi)	Power Limit (dBm)	PSD Limit (dBm/500KHz)
Mid	5775	-2.60	30.00	30.00

Duty Cycle CF (dB)	0.00	**Included in Calculations of Corr'd PSD**

Output Power Results

Channel	Frequency (MHz)	Antenna 5 Meas Power (dBm)	Total Corr'd Power (dBm)	Power Limit (dBm)	Power Margin (dB)
Mid	5775	10.77	10.77	30.00	-19.23

PSD Results

Channel	Frequency (MHz)	Antenna 5 Meas PSD (dBm/500KHz)	Total Corr'd PSD (dBm/500KHz)	PSD Limit (dBm/500KHz)	PSD Margin (dB)
Mid	5775	16.249	16.249	30.00	-13.75

MID CHANNEL

UL VERIFICATION SERVICES INC.
47173 Benicia Street, Fremont, CA 94538; USA TEL:(510) 319-4000 FAX:(510) 661-0888

This report shall not be reproduced except in full, without the written approval of UL Verification Services Inc.

1TX Antenna 5 MODE (FCC+IC): SU Mode

Test Engineer:	20773
Test Date:	7/21/21

Antenna Gain and Limit

Channel	Frequency (MHz)	Directional Gain (dBi)	Power Limit (dBm)	PSD Limit (dBm/500KHz)
Mid	5775	-2.60	30.00	30.00

Duty Cycle CF (dB)	0.00	**Included in Calculations of Corr'd PSD**

Output Power Results

Channel	Frequency (MHz)	Antenna 5 Meas Power (dBm)	Total Corr'd Power (dBm)	Power Limit (dBm)	Power Margin (dB)
Mid	5775	20.24	20.24	30.00	-9.76

PSD Results

Channel	Frequency (MHz)	Antenna 5 Meas PSD (dBm/500KHz)	Total Corr'd PSD (dBm/500KHz)	PSD Limit (dBm/500KHz)	PSD Margin (dB)
Mid	5775	2.111	2.111	30.00	-27.89

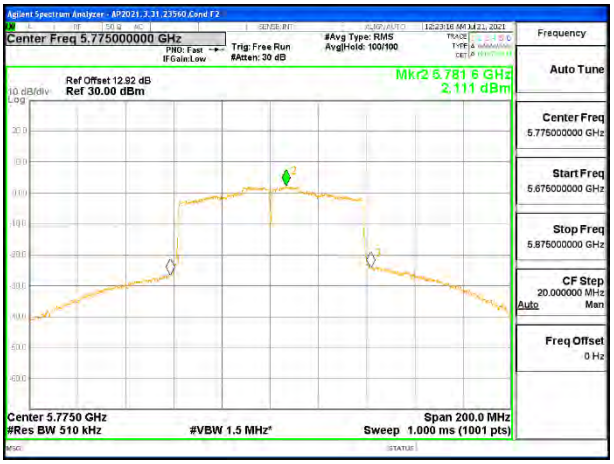

MID CHANNEL

UL VERIFICATION SERVICES INC.
47173 Benicia Street, Fremont, CA 94538; USA TEL:(510) 319-4000 FAX:(510) 661-0888

This report shall not be reproduced except in full, without the written approval of UL Verification Services Inc.

2TX Antenna 6 + Antenna 5 OFDMA MODE (FCC+IC): 26 Tones, RU Index 0

Test Engineer:	20773
Test Date:	4/16/21

Antenna Gain and Limit

Channel	Frequency (MHz)	Directional Gain For Power (dBi)	Directional Gain For PSD (dBi)	Power Limit (dBm)	PSD Limit (dBm/500KHz)
Mid	5775	-2.75	0.26	30.00	30.00

Duty Cycle CF (dB)	0.00	**Included in Calculations of Corr'd PSD**

Output Power Results

Channel	Frequency (MHz)	Antenna 6 Meas Power (dBm)	Antenna 5 Meas Power (dBm)	Total Corr'd Power (dBm)	Power Limit (dBm)	Power Margin (dB)
Mid	5775	10.80	10.70	13.76	30.00	-16.24

PSD Results

Channel	Frequency (MHz)	Antenna 6 Meas PSD (dBm/500KHz)	Antenna 5 Meas PSD (dBm/500KHz)	Total Corr'd PSD (dBm/500KHz)	PSD Limit (dBm/500KHz)	PSD Margin (dB)
Mid	5775	14.892	14.432	17.678	30.00	-12.322

MID CHANNEL [ANT 6]

MID CHANNEL [ANT 5]

UL VERIFICATION SERVICES INC.
47173 Benicia Street, Fremont, CA 94538; USA TEL:(510) 319-4000 FAX:(510) 661-0888

This report shall not be reproduced except in full, without the written approval of UL Verification Services Inc.

2TX Antenna 6 + Antenna 5 OFDMA MODE (FCC+IC): 26 Tones, RU Index 18

Test Engineer:	20773
Test Date:	4/16/21

Antenna Gain and Limit

Channel	Frequency (MHz)	Directional Gain For Power (dBi)	Directional Gain For PSD (dBi)	Power Limit (dBm)	PSD Limit (dBm/500KHz)
Mid	5775	-2.75	0.26	30.00	30.00

Duty Cycle CF (dB)	0.00	**Included in Calculations of Corr'd PSD**

Output Power Results

Channel	Frequency (MHz)	Antenna 6 Meas Power (dBm)	Antenna 5 Meas Power (dBm)	Total Corr'd Power (dBm)	Power Limit (dBm)	Power Margin (dB)
Mid	5775	10.77	10.73	13.76	30.00	-16.24

PSD Results

Channel	Frequency (MHz)	Antenna 6 Meas PSD (dBm/500KHz)	Antenna 5 Meas PSD (dBm/500KHz)	Total Corr'd PSD (dBm/500KHz)	PSD Limit (dBm/500KHz)	PSD Margin (dB)
Mid	5775	14.360	14.279	17.330	30.00	-12.670

MID CHANNEL [ANT 6]

MID CHANNEL [ANT 5]

UL VERIFICATION SERVICES INC.
47173 Benicia Street, Fremont, CA 94538; USA TEL:(510) 319-4000 FAX:(510) 661-0888

This report shall not be reproduced except in full, without the written approval of UL Verification Services Inc.

2TX Antenna 6 + Antenna 5 OFDMA MODE (FCC+IC): 26 Tones, RU Index 36

Test Engineer:	20773
Test Date:	4/16/21

Antenna Gain and Limit

Channel	Frequency (MHz)	Directional Gain For Power (dBi)	Directional Gain For PSD (dBi)	Power Limit (dBm)	PSD Limit (dBm/500KHz)
Mid	5775	-2.75	0.26	30.00	30.00

Duty Cycle CF (dB)	0.00	**Included in Calculations of Corr'd PSD**

Output Power Results

Channel	Frequency (MHz)	Antenna 6 Meas Power (dBm)	Antenna 5 Meas Power (dBm)	Total Corr'd Power (dBm)	Power Limit (dBm)	Power Margin (dB)
Mid	5775	10.71	10.75	13.74	30.00	-16.26

PSD Results

Channel	Frequency (MHz)	Antenna 6 Meas PSD (dBm/500KHz)	Antenna 5 Meas PSD (dBm/500KHz)	Total Corr'd PSD (dBm/500KHz)	PSD Limit (dBm/500KHz)	PSD Margin (dB)
Mid	5775	14.756	14.710	17.743	30.00	-12.257

MID CHANNEL [ANT 6]

MID CHANNEL [ANT 5]

UL VERIFICATION SERVICES INC.
47173 Benicia Street, Fremont, CA 94538; USA TEL:(510) 319-4000 FAX:(510) 661-0888

This report shall not be reproduced except in full, without the written approval of UL Verification Services Inc.

2TX Antenna 6 + Antenna 5 OFDMA MODE (FCC+IC): SU Mode

Test Engineer:	20773
Test Date:	7/21/21

Antenna Gain and Limit

Channel	Frequency (MHz)	Directional Gain For Power (dBi)	Directional Gain For PSD (dBi)	Power Limit (dBm)	PSD Limit (dBm/500KHz)
Mid	5775	-2.75	0.26	30.00	30.00

Duty Cycle CF (dB)	0.00	**Included in Calculations of Corr'd PSD**

Output Power Results

Channel	Frequency (MHz)	Antenna 6 Meas Power (dBm)	Antenna 5 Meas Power (dBm)	Total Corr'd Power (dBm)	Power Limit (dBm)	Power Margin (dB)
Mid	5775	20.14	20.23	23.20	30.00	-6.80

PSD Results

Channel	Frequency (MHz)	Antenna 6 Meas PSD (dBm/500KHz)	Antenna 5 Meas PSD (dBm/500KHz)	Total Corr'd PSD (dBm/500KHz)	PSD Limit (dBm/500KHz)	PSD Margin (dB)
Mid	5775	0.322	0.359	3.351	30.00	-26.649

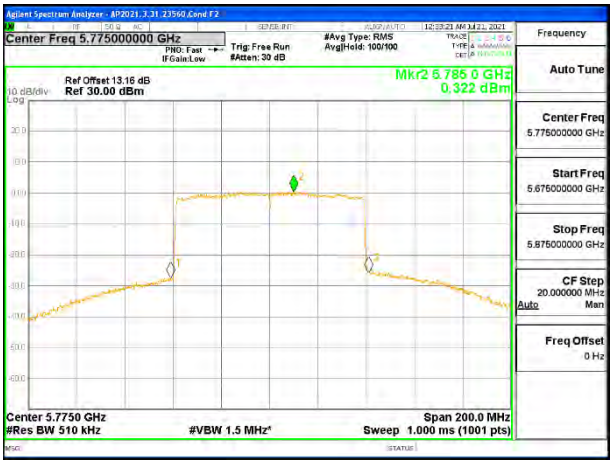

MID CHANNEL [ANT 6]

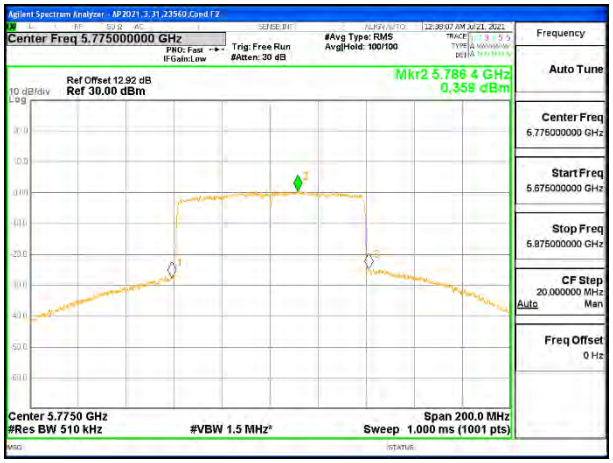

MID CHANNEL [ANT 5]

UL VERIFICATION SERVICES INC.
47173 Benicia Street, Fremont, CA 94538; USA TEL:(510) 319-4000 FAX:(510) 661-0888

This report shall not be reproduced except in full, without the written approval of UL Verification Services Inc.

10. SETUP PHOTOS

Please refer to 13571607-EP1V1 for setup photos

END OF TEST REPORT

UL VERIFICATION SERVICES INC.
47173 Benicia Street, Fremont, CA 94538; USA TEL:(510) 319-4000 FAX:(510) 661-0888

This report shall not be reproduced except in full, without the written approval of UL Verification Services Inc.