9.2.16. 802.11ax HE20 MODE IN THE 5.6 GHz BAND

1TX Antenna 6 MODE: 26 Tones, RU Index 0

Channel	Frequency (MHz)	26 dB Bandwidth (MHz)	99% Bandwidth (MHz)
Low	5500	20.15	18.3660
Mid	5580	20.35	18.1430
High	5700	20.35	18.4210
144	5720	20.20	18.4800

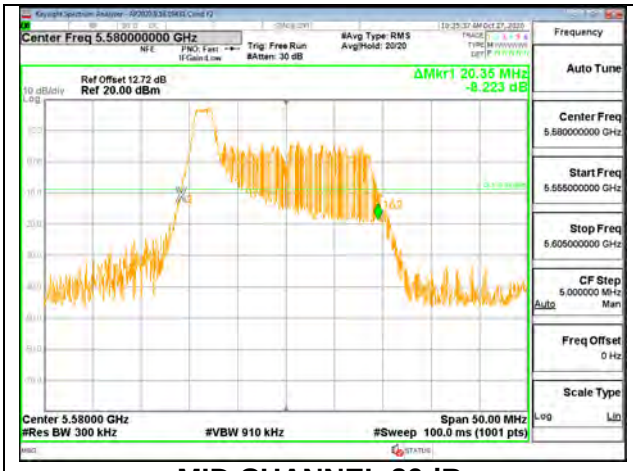

MID CHANNEL 26dB

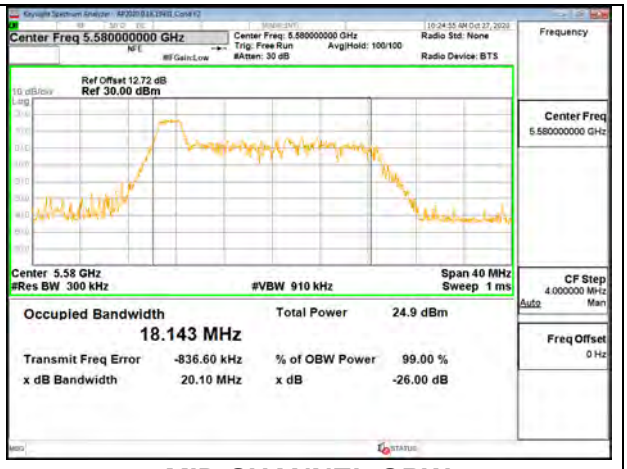

MID CHANNEL OBW

1TX Antenna 6 MODE: 26 Tones, RU Index 4

Channel	Frequency (MHz)	26 dB Bandwidth (MHz)	99% Bandwidth (MHz)
Low	5500	19.65	17.1040
Mid	5580	19.40	17.1140
High	5700	19.30	17.0590
144	5720	19.55	17.1880

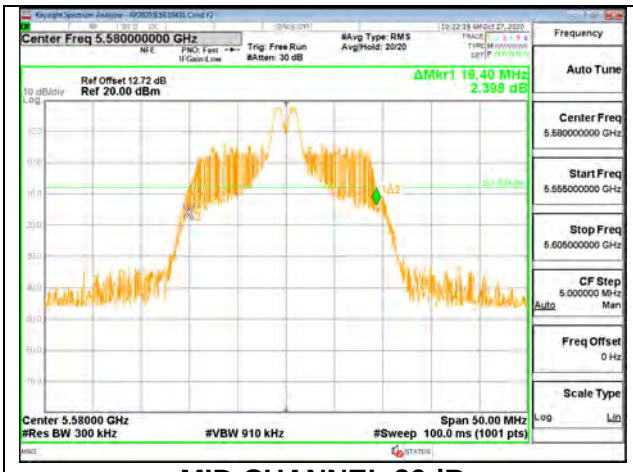

MID CHANNEL 26dB

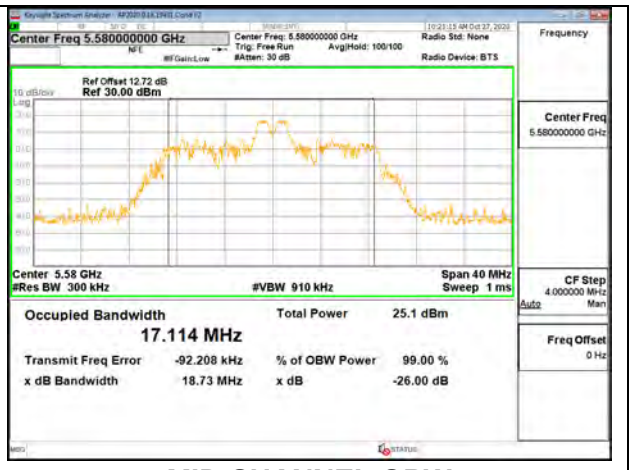

MID CHANNEL OBW

UL VERIFICATION SERVICES INC.
47173 Benicia Street, Fremont, CA 94538; USA TEL:(510) 319-4000 FAX:(510) 661-0888

This report shall not be reproduced except in full, without the written approval of UL Verification Services Inc.

1TX Antenna 6 MODE: 26 Tones, RU Index 8

Channel	Frequency (MHz)	26 dB Bandwidth (MHz)	99% Bandwidth (MHz)
Low	5500	20.95	18.6740
Mid	5580	20.90	18.2740
High	5700	20.95	18.5630
144	5720	20.85	18.6360

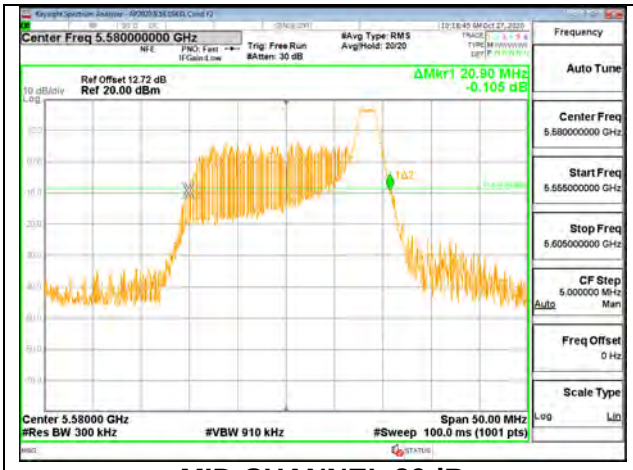

MID CHANNEL 26dB

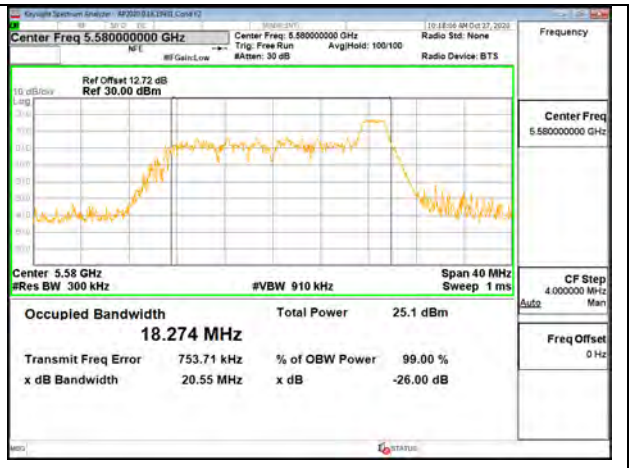

MID CHANNEL OBW

1TX Antenna 6 MODE: SU Mode

Channel	Frequency (MHz)	26 dB Bandwidth (MHz)	99% Bandwidth (MHz)
Low	5500	22.10	19.0350
Mid	5580	22.10	19.0420
High	5700	22.05	18.9980
144	5720	22.05	19.0420

MID CHANNEL 26dB

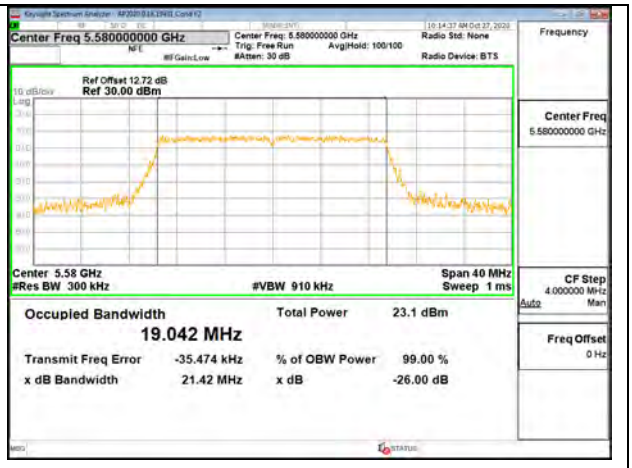

MID CHANNEL OBW

UL VERIFICATION SERVICES INC.
47173 Benicia Street, Fremont, CA 94538; USA TEL:(510) 319-4000 FAX:(510) 661-0888

This report shall not be reproduced except in full, without the written approval of UL Verification Services Inc.

1TX Antenna 5 MODE: 26 Tones, RU Index 0

Channel	Frequency (MHz)	26 dB Bandwidth (MHz)	99% Bandwidth (MHz)
Low	5500	20.55	18.4170
Mid	5580	20.35	18.4590
High	5700	20.35	18.4840
144	5720	20.40	18.3980

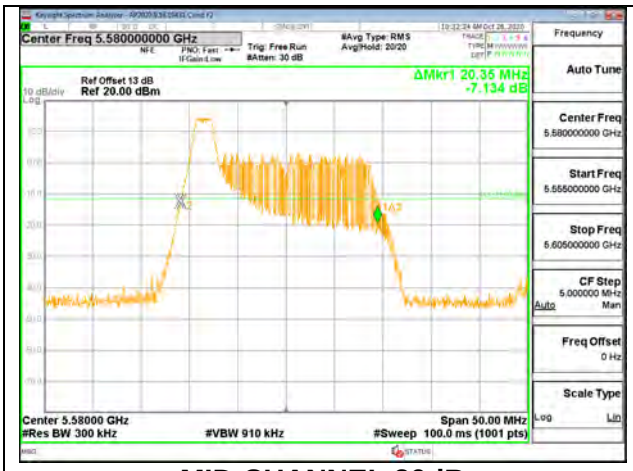

MID CHANNEL 26dB

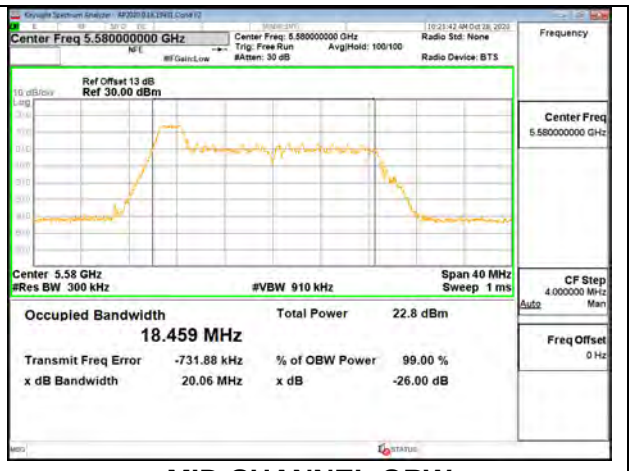

MID CHANNEL OBW

1TX Antenna 5 MODE: 26 Tones, RU Index 4

Channel	Frequency (MHz)	26 dB Bandwidth (MHz)	99% Bandwidth (MHz)
Low	5500	19.70	17.1100
Mid	5580	19.55	17.1950
High	5700	19.60	17.1310
144	5720	19.20	17.2520

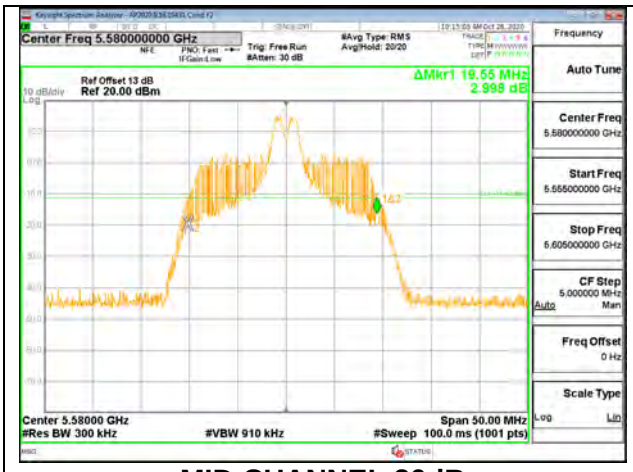

MID CHANNEL 26dB

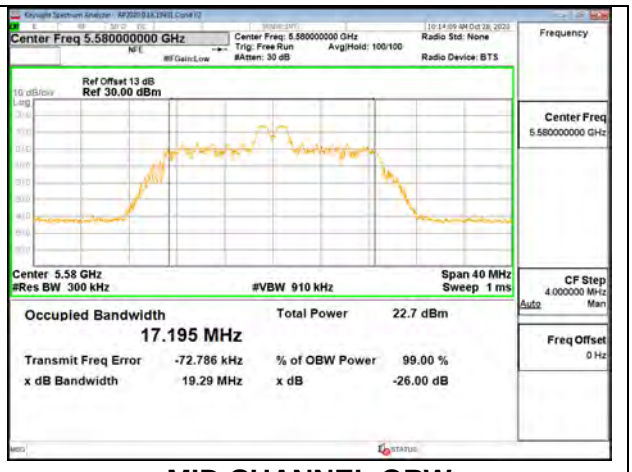

MID CHANNEL OBW

UL VERIFICATION SERVICES INC.
47173 Benicia Street, Fremont, CA 94538; USA TEL:(510) 319-4000 FAX:(510) 661-0888

This report shall not be reproduced except in full, without the written approval of UL Verification Services Inc.

1TX Antenna 5 MODE: 26 Tones, RU Index 8

Channel	Frequency (MHz)	26 dB Bandwidth (MHz)	99% Bandwidth (MHz)
Low	5500	20.95	18.5760
Mid	5580	21.10	18.6310
High	5700	20.60	18.6060
144	5720	20.90	18.5820

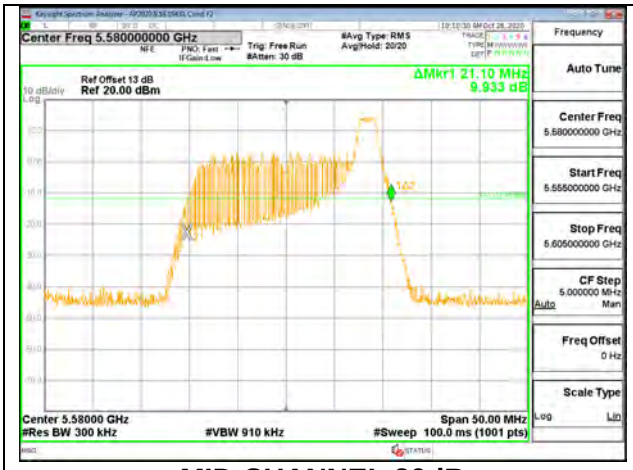

MID CHANNEL 26dB

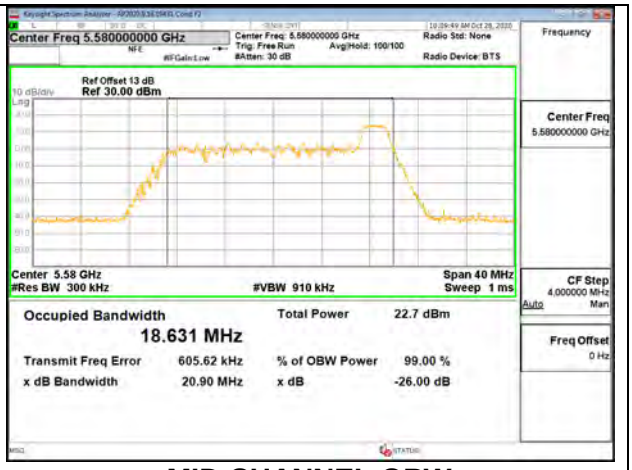

MID CHANNEL OBW

1TX Antenna 5 MODE: SU Mode

Channel	Frequency (MHz)	26 dB Bandwidth (MHz)	99% Bandwidth (MHz)
Low	5500	22.10	19.0370
Mid	5580	22.20	19.0680
High	5700	22.25	19.0320
144	5720	22.25	19.0900

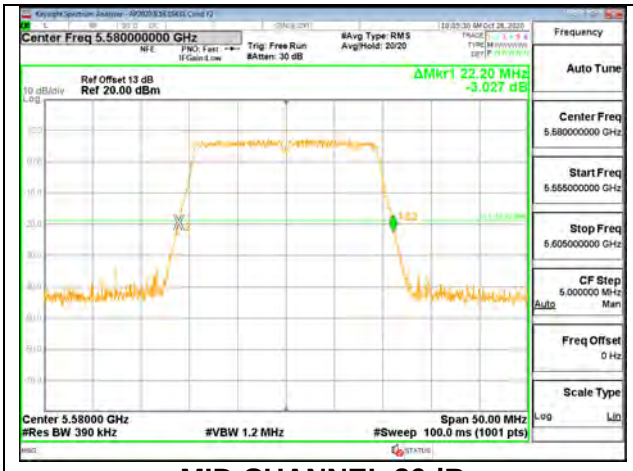

MID CHANNEL 26dB

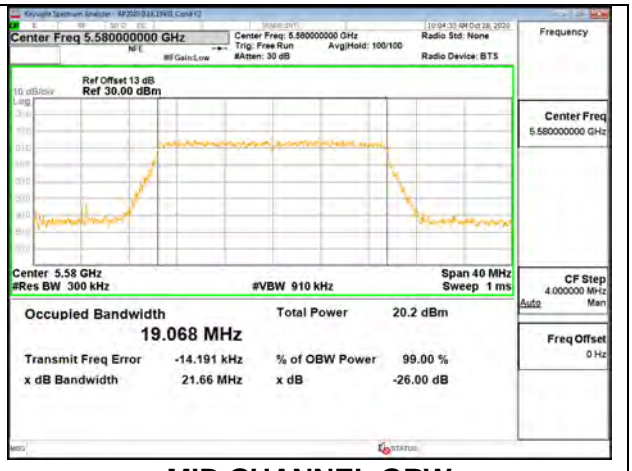

MID CHANNEL OBW

UL VERIFICATION SERVICES INC.
47173 Benicia Street, Fremont, CA 94538; USA TEL:(510) 319-4000 FAX:(510) 661-0888

This report shall not be reproduced except in full, without the written approval of UL Verification Services Inc.

2TX Antenna 6 + Antenna 5 CDD MODE: 26 Tones, RU Index 0

Channel	Frequency (MHz)	26 dB Bandwidth Antenna 6 (MHz)	26 dB Bandwidth Antenna 5 (MHz)	99% Bandwidth Antenna 6 (MHz)	99% Bandwidth Antenna 5 (MHz)
Low	5500	20.40	19.90	18.4570	18.4270
Mid	5580	20.25	19.95	18.1950	18.1160
High	5700	20.45	19.80	18.4530	18.3970
144	5720	20.40	19.80	18.4390	18.3910

MID CHANNEL 26dB

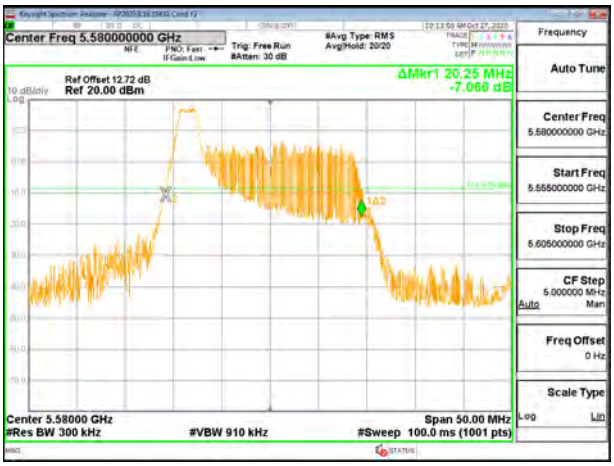

MID CHANNEL [ANT 6]

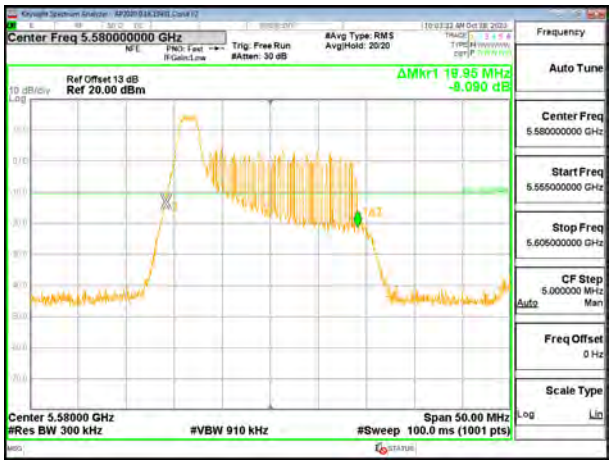

MID CHANNEL [ANT 5]

MID CHANNEL OBW

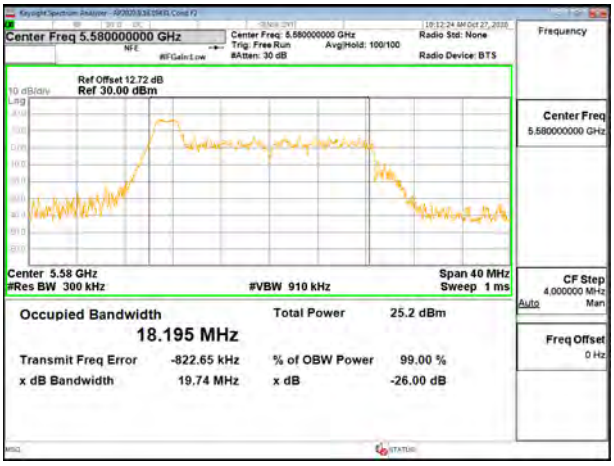

MID CHANNEL [ANT 6]

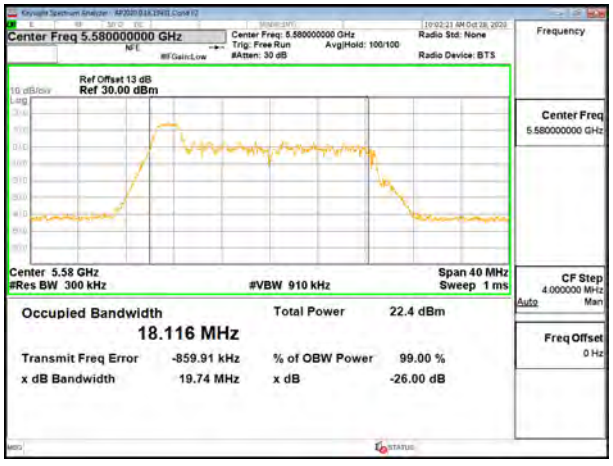

MID CHANNEL [ANT 5]

UL VERIFICATION SERVICES INC.
47173 Benicia Street, Fremont, CA 94538; USA TEL:(510) 319-4000 FAX:(510) 661-0888

This report shall not be reproduced except in full, without the written approval of UL Verification Services Inc.

2TX Antenna 6 + Antenna 5 CDD MODE: 26 Tones, RU Index 4

Channel	Frequency (MHz)	26 dB Bandwidth Antenna 6 (MHz)	26 dB Bandwidth Antenna 5 (MHz)	99% Bandwidth Antenna 6 (MHz)	99% Bandwidth Antenna 5 (MHz)
Low	5500	19.35	18.25	17.0970	16.6650
Mid	5580	19.40	18.35	17.2120	16.9200
High	5700	19.35	18.20	17.2480	16.7690
144	5720	19.70	18.35	17.2200	16.6420

MID CHANNEL 26dB

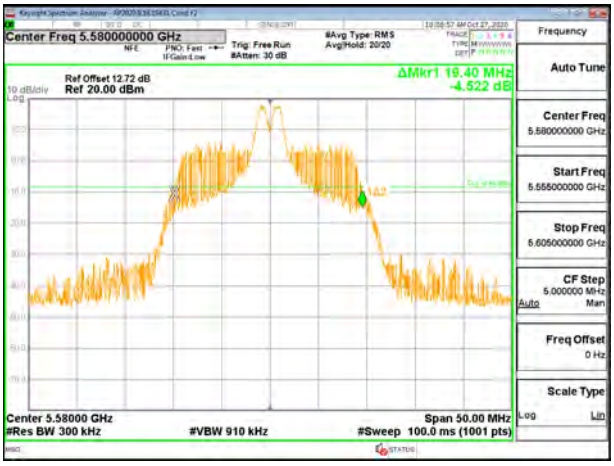

MID CHANNEL [ANT 6]

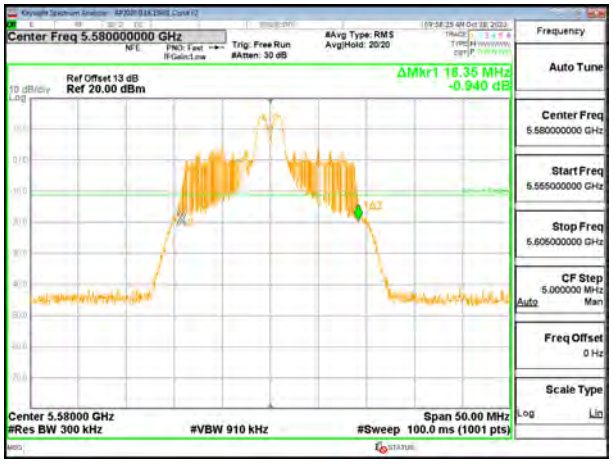

MID CHANNEL [ANT 5]

MID CHANNEL OBW

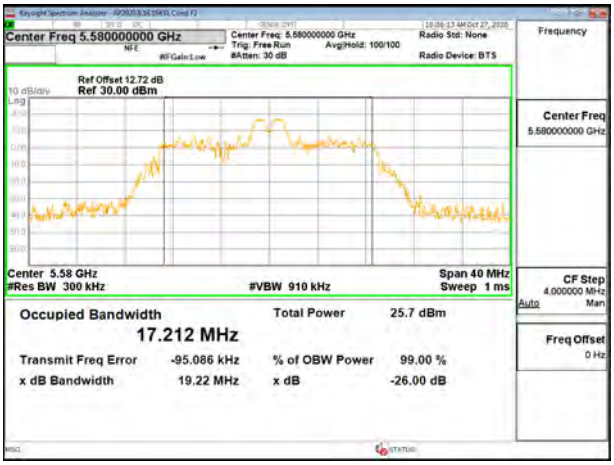

MID CHANNEL [ANT 6]

MID CHANNEL [ANT 5]

UL VERIFICATION SERVICES INC.
47173 Benicia Street, Fremont, CA 94538; USA TEL:(510) 319-4000 FAX:(510) 661-0888

This report shall not be reproduced except in full, without the written approval of UL Verification Services Inc.

2TX Antenna 6 + Antenna 5 CDD MODE: 26 Tones, RU Index 8

Channel	Frequency (MHz)	26 dB Bandwidth Antenna 6 (MHz)	26 dB Bandwidth Antenna 5 (MHz)	99% Bandwidth Antenna 6 (MHz)	99% Bandwidth Antenna 5 (MHz)
Low	5500	21.00	20.05	18.5510	18.3120
Mid	5580	21.00	20.15	18.6220	18.4230
High	5700	21.05	20.00	18.6030	18.2630
144	5720	21.00	20.15	18.5980	18.3900

MID CHANNEL 26dB

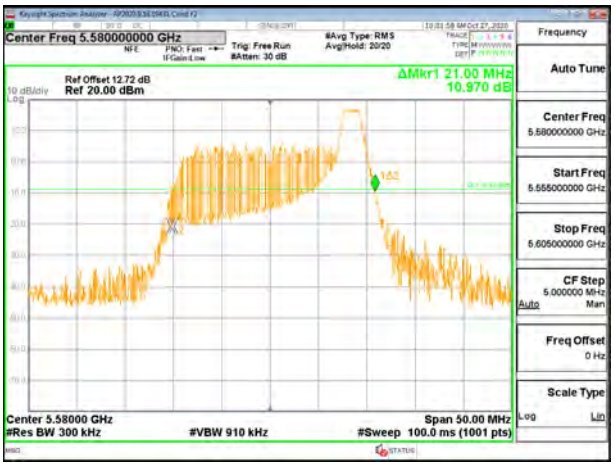

MID CHANNEL [ANT 6]

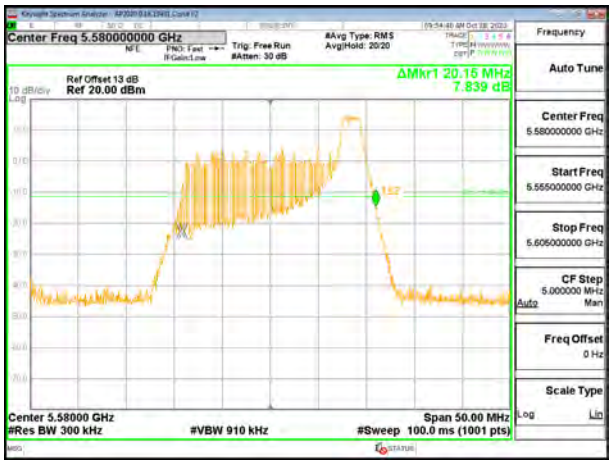

MID CHANNEL [ANT 5]

MID CHANNEL OBW

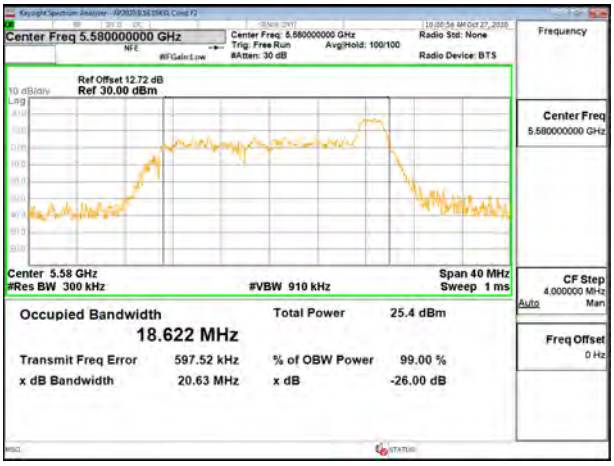

MID CHANNEL [ANT 6]

MID CHANNEL [ANT 5]

UL VERIFICATION SERVICES INC.
47173 Benicia Street, Fremont, CA 94538; USA TEL:(510) 319-4000 FAX:(510) 661-0888

This report shall not be reproduced except in full, without the written approval of UL Verification Services Inc.

2TX Antenna 6 + Antenna 5 CDD MODE: SU Mode

Channel	Frequency (MHz)	26 dB Bandwidth Antenna 6 (MHz)	26 dB Bandwidth Antenna 5 (MHz)	99% Bandwidth Antenna 6 (MHz)	99% Bandwidth Antenna 5 (MHz)
Low	5500	22.25	21.85	19.0690	19.0110
Mid	5580	22.20	22.10	19.0280	19.1070
High	5700	22.10	21.90	19.0560	19.0390
144	5720	22.05	22.10	19.1310	19.0330

MID CHANNEL 26dB

MID CHANNEL [ANT 6]

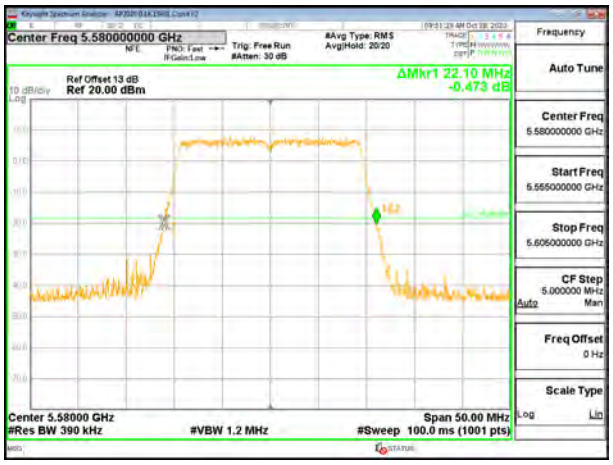

MID CHANNEL [ANT 5]

MID CHANNEL OBW

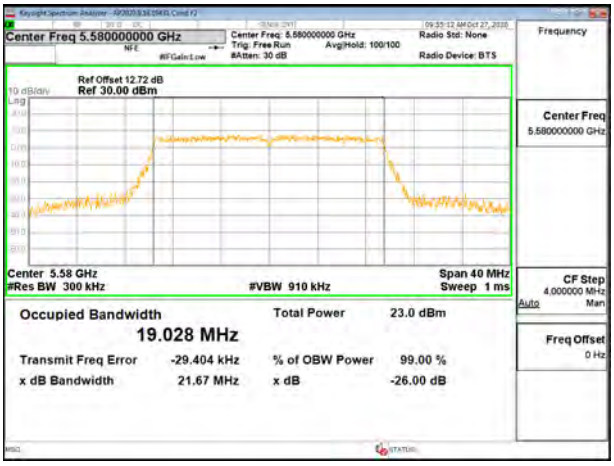

MID CHANNEL [ANT 6]

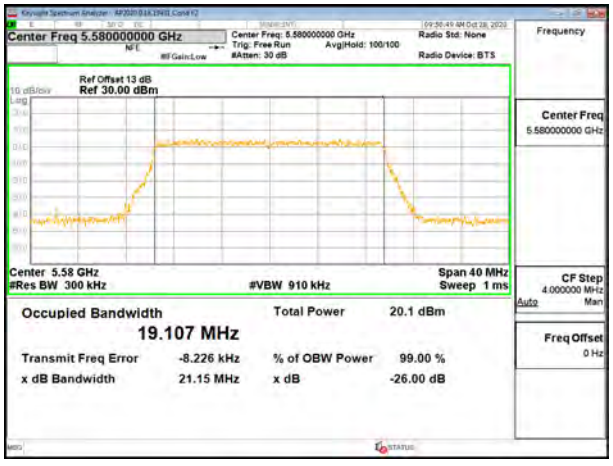

MID CHANNEL [ANT 5]

UL VERIFICATION SERVICES INC.
47173 Benicia Street, Fremont, CA 94538; USA TEL:(510) 319-4000 FAX:(510) 661-0888

This report shall not be reproduced except in full, without the written approval of UL Verification Services Inc.

9.2.17. 802.11ax HE40 MODE IN THE 5.6 GHz BAND

1TX Antenna 6 MODE: 26 Tones, RU Index 0

Channel	Frequency (MHz)	26 dB Bandwidth (MHz)	99% Bandwidth (MHz)
Low	5510	20.40	18.2240
Mid	5550	20.20	18.1380
High	5670	20.60	18.2140
142	5710	20.20	18.3710

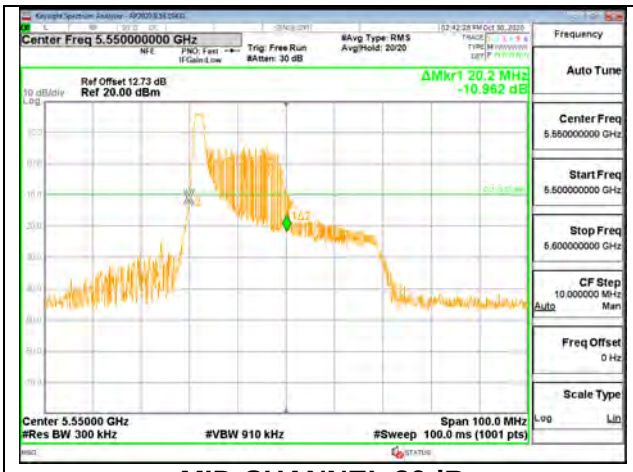

MID CHANNEL 26dB

MID CHANNEL OBW

1TX Antenna 6 MODE: 26 Tones, RU Index 8

Channel	Frequency (MHz)	26 dB Bandwidth (MHz)	99% Bandwidth (MHz)
Low	5510	22.60	21.1350
Mid	5550	22.00	21.4480
High	5670	22.40	21.0740
142	5710	22.60	21.3070

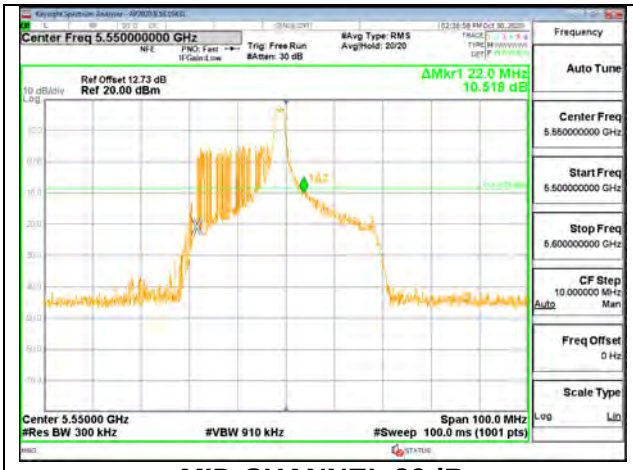

MID CHANNEL 26dB

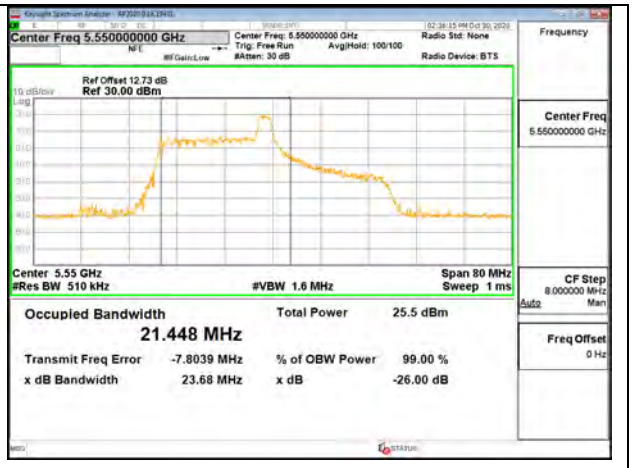

MID CHANNEL OBW

UL VERIFICATION SERVICES INC.
47173 Benicia Street, Fremont, CA 94538; USA TEL:(510) 319-4000 FAX:(510) 661-0888

This report shall not be reproduced except in full, without the written approval of UL Verification Services Inc.

1TX Antenna 6 MODE: 26 Tones, RU Index 17

Channel	Frequency (MHz)	26 dB Bandwidth (MHz)	99% Bandwidth (MHz)
Low	5510	20.40	18.2260
Mid	5550	20.30	18.3080
High	5670	20.00	18.4100
142	5710	20.20	18.4570

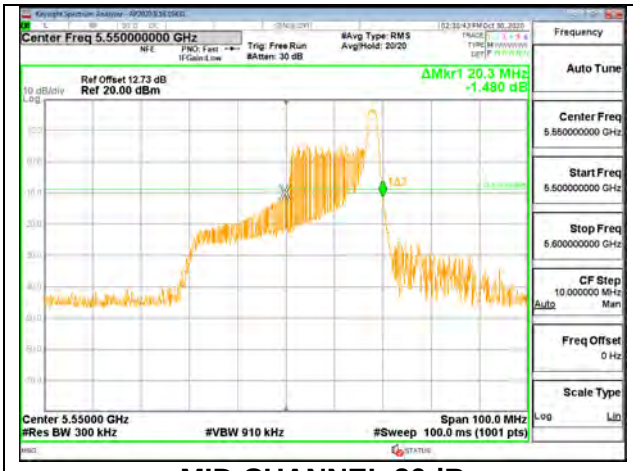

MID CHANNEL 26dB

MID CHANNEL OBW

1TX Antenna 6 MODE: SU Mode

Channel	Frequency (MHz)	26 dB Bandwidth (MHz)	99% Bandwidth (MHz)
Low	5510	41.10	37.5880
Mid	5550	41.40	37.6280
High	5670	41.10	37.5410
142	5710	41.20	37.6770

MID CHANNEL 26dB

MID CHANNEL OBW

UL VERIFICATION SERVICES INC.
47173 Benicia Street, Fremont, CA 94538; USA TEL:(510) 319-4000 FAX:(510) 661-0888

This report shall not be reproduced except in full, without the written approval of UL Verification Services Inc.

1TX Antenna 5 MODE: 26 Tones, RU Index 0

Channel	Frequency (MHz)	26 dB Bandwidth (MHz)	99% Bandwidth (MHz)
Low	5510	20.40	18.1000
Mid	5550	20.10	18.3840
High	5670	19.70	18.1370
142	5710	19.90	18.1080

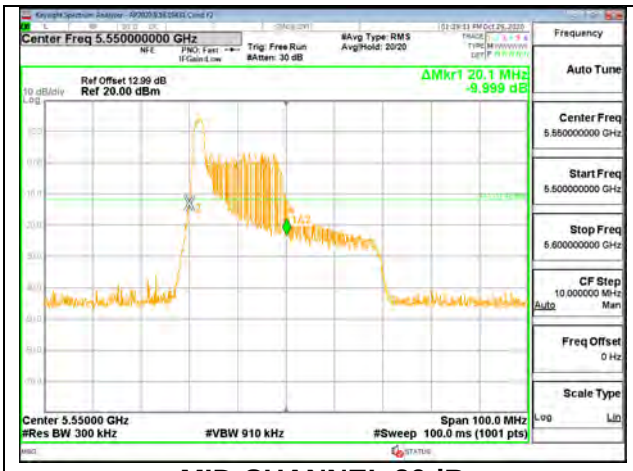

MID CHANNEL 26dB

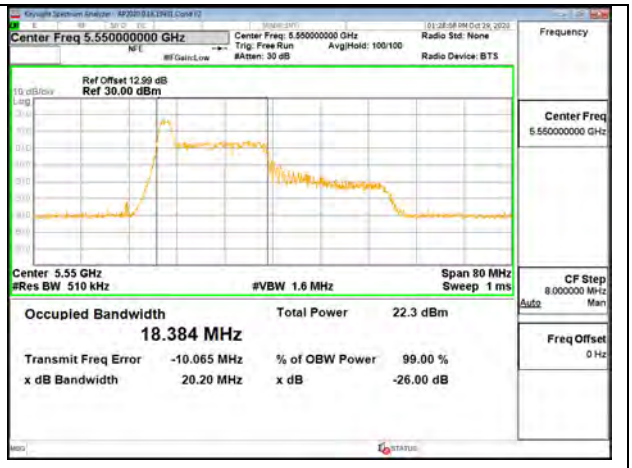

MID CHANNEL OBW

1TX Antenna 5 MODE: 26 Tones, RU Index 8

Channel	Frequency (MHz)	26 dB Bandwidth (MHz)	99% Bandwidth (MHz)
Low	5510	22.50	20.9080
Mid	5550	23.30	21.4160
High	5670	22.60	21.2590
142	5710	23.00	21.1410

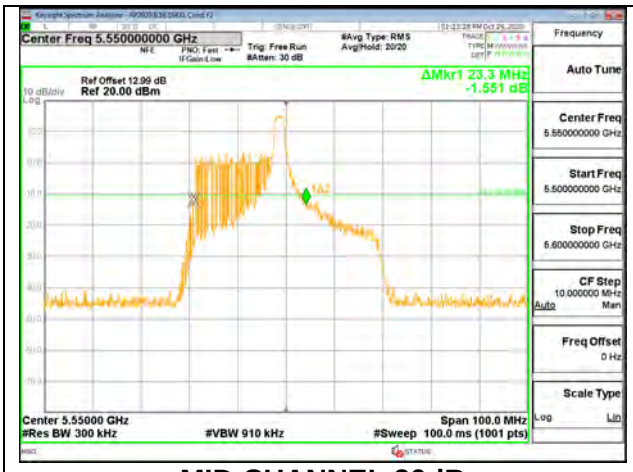

MID CHANNEL 26dB

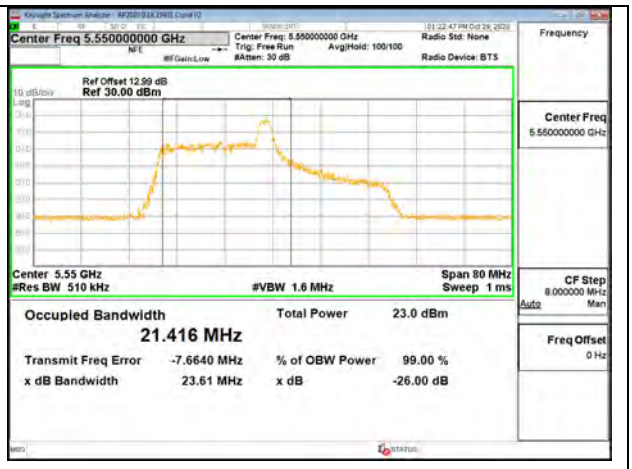

MID CHANNEL OBW

UL VERIFICATION SERVICES INC.
47173 Benicia Street, Fremont, CA 94538; USA TEL:(510) 319-4000 FAX:(510) 661-0888

This report shall not be reproduced except in full, without the written approval of UL Verification Services Inc.

1TX Antenna 5 MODE: 26 Tones, RU Index 17

Channel	Frequency (MHz)	26 dB Bandwidth (MHz)	99% Bandwidth (MHz)
Low	5510	20.20	18.2400
Mid	5550	20.40	18.4920
High	5670	20.20	18.1840
142	5710	20.10	18.2780

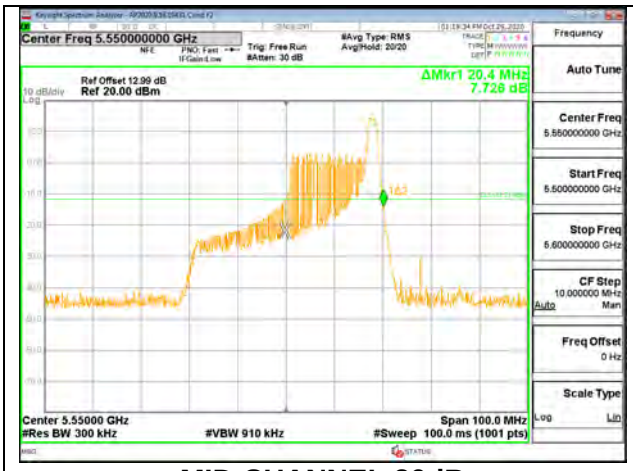

MID CHANNEL 26dB

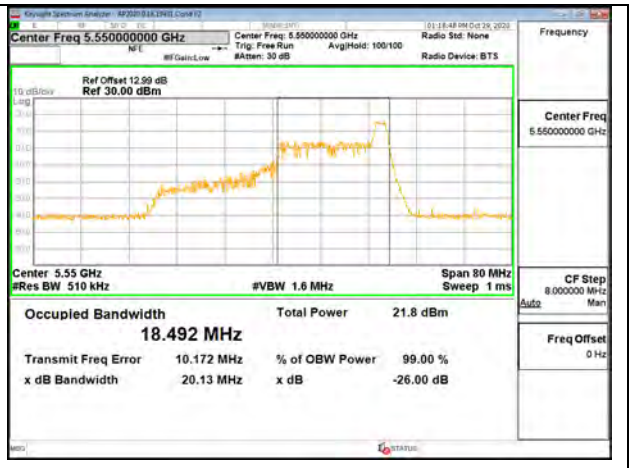

MID CHANNEL OBW

1TX Antenna 5 MODE: SU Mode

Channel	Frequency (MHz)	26 dB Bandwidth (MHz)	99% Bandwidth (MHz)
Low	5510	41.10	37.5890
Mid	5550	41.00	37.6610
High	5670	41.00	37.6320
142	5710	40.80	37.6000

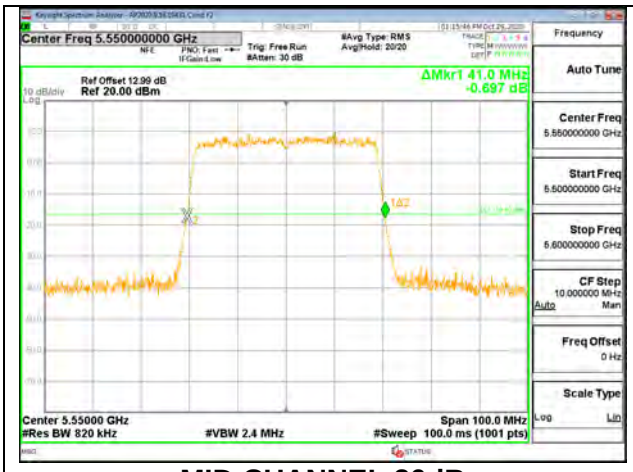

MID CHANNEL 26dB

MID CHANNEL OBW

UL VERIFICATION SERVICES INC.
47173 Benicia Street, Fremont, CA 94538; USA TEL:(510) 319-4000 FAX:(510) 661-0888

This report shall not be reproduced except in full, without the written approval of UL Verification Services Inc.

2TX Antenna 6 + Antenna 5 CDD MODE: 26 Tones, RU Index 0

Channel	Frequency (MHz)	26 dB Bandwidth Antenna 6 (MHz)	26 dB Bandwidth Antenna 5 (MHz)	99% Bandwidth Antenna 6 (MHz)	99% Bandwidth Antenna 5 (MHz)
Low	5510	20.30	19.20	18.2210	17.9940
Mid	5550	20.20	19.30	18.3430	18.0200
High	5670	20.20	19.30	18.2720	18.0130
142	5710	20.30	19.30	18.2770	17.9540

MID CHANNEL 26dB

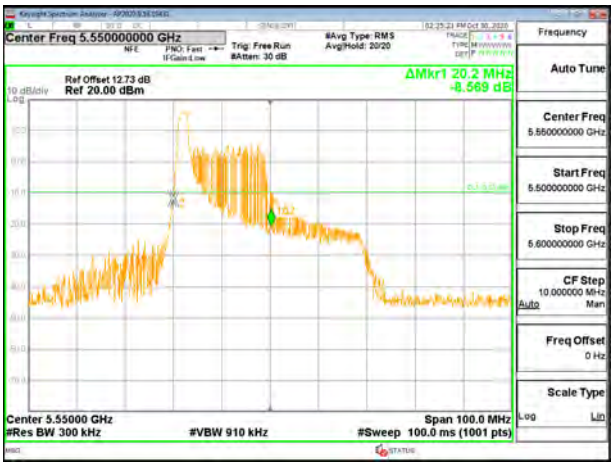

MID CHANNEL [ANT 6]

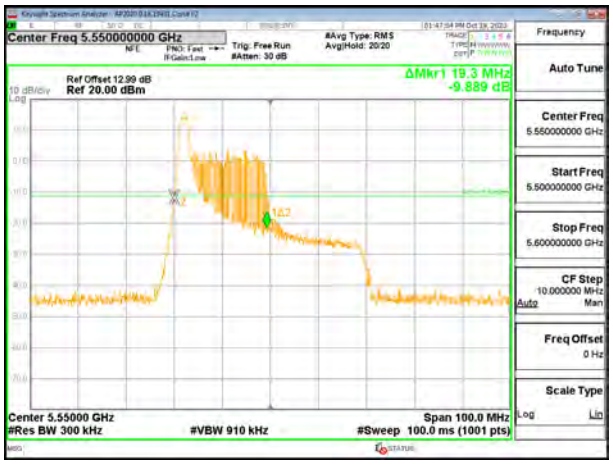

MID CHANNEL [ANT 5]

MID CHANNEL OBW

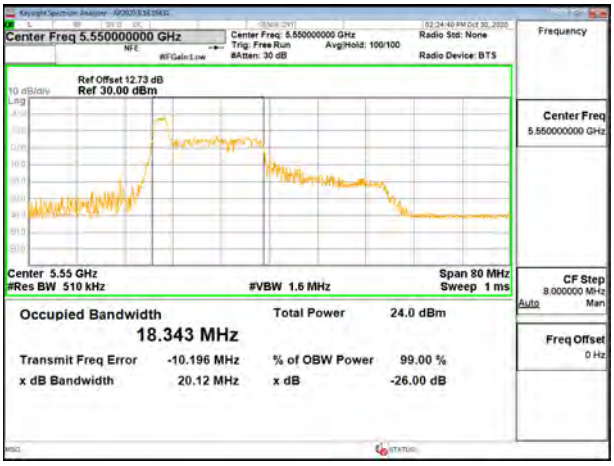

MID CHANNEL [ANT 6]

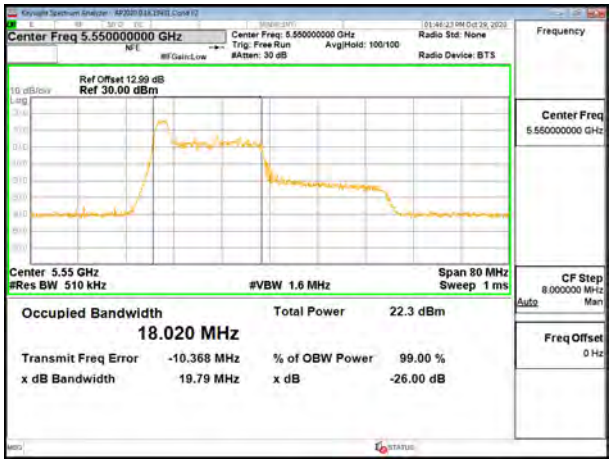

MID CHANNEL [ANT 5]

UL VERIFICATION SERVICES INC.
47173 Benicia Street, Fremont, CA 94538; USA TEL:(510) 319-4000 FAX:(510) 661-0888

This report shall not be reproduced except in full, without the written approval of UL Verification Services Inc.

2TX Antenna 6 + Antenna 5 CDD MODE: 26 Tones, RU Index 8

Channel	Frequency (MHz)	26 dB Bandwidth Antenna 6 (MHz)	26 dB Bandwidth Antenna 5 (MHz)	99% Bandwidth Antenna 6 (MHz)	99% Bandwidth Antenna 5 (MHz)
Low	5510	22.70	21.60	20.9820	20.4660
Mid	5550	22.20	22.10	21.3450	21.0830
High	5670	25.00	22.10	21.0450	20.7800
142	5710	23.00	21.90	21.0450	20.8980

MID CHANNEL 26dB

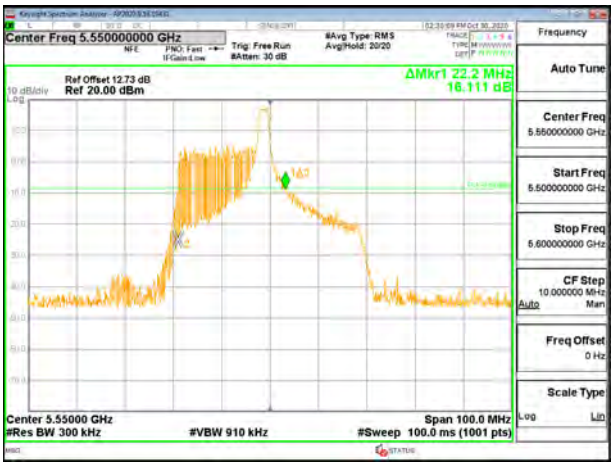

MID CHANNEL [ANT 6]

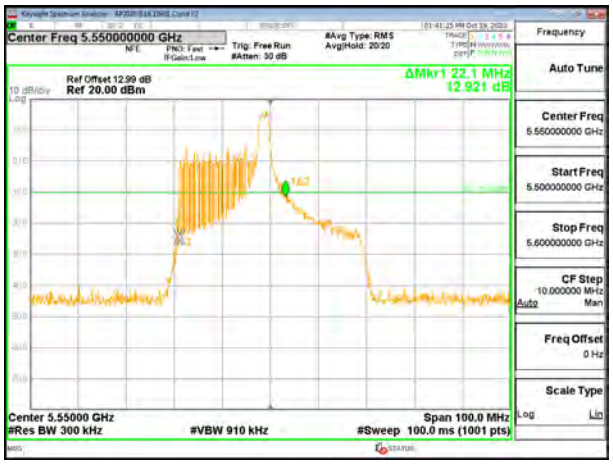

MID CHANNEL [ANT 5]

MID CHANNEL OBW

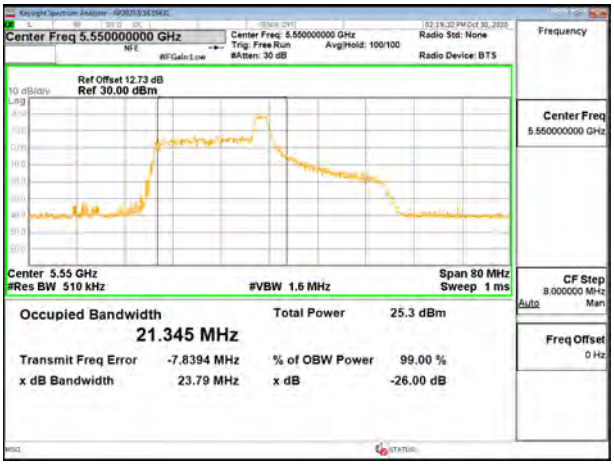

MID CHANNEL [ANT 6]

MID CHANNEL [ANT 5]

UL VERIFICATION SERVICES INC.
47173 Benicia Street, Fremont, CA 94538; USA TEL:(510) 319-4000 FAX:(510) 661-0888

This report shall not be reproduced except in full, without the written approval of UL Verification Services Inc.

2TX Antenna 6 + Antenna 5 CDD MODE: 26 Tones, RU Index 17

Channel	Frequency (MHz)	26 dB Bandwidth Antenna 6 (MHz)	26 dB Bandwidth Antenna 5 (MHz)	99% Bandwidth Antenna 6 (MHz)	99% Bandwidth Antenna 5 (MHz)
Low	5510	20.10	18.00	18.2590	18.0420
Mid	5550	19.90	19.10	18.2770	18.0090
High	5670	19.70	19.20	18.5190	18.1070
142	5710	20.40	19.20	18.3990	18.1160

MID CHANNEL 26dB

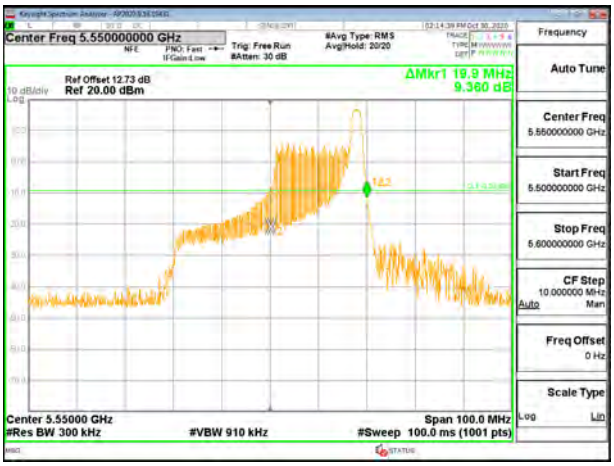

MID CHANNEL [ANT 6]

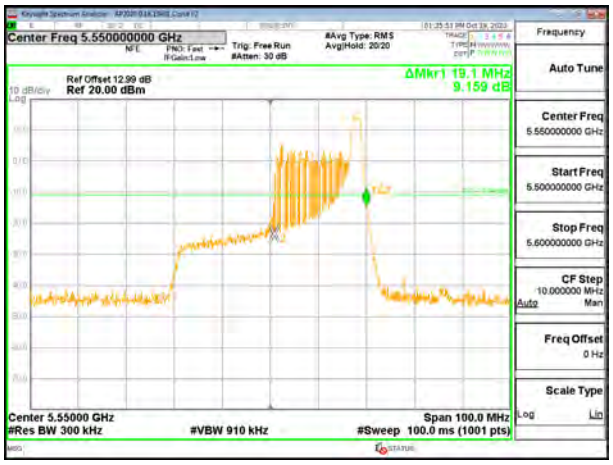

MID CHANNEL [ANT 5]

MID CHANNEL OBW

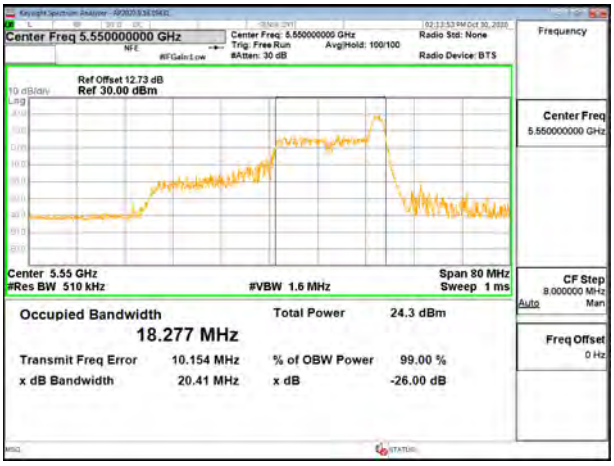

MID CHANNEL [ANT 6]

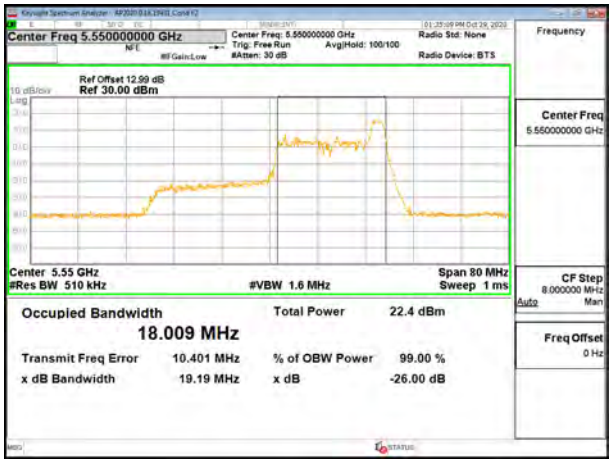

MID CHANNEL [ANT 5]

UL VERIFICATION SERVICES INC.
47173 Benicia Street, Fremont, CA 94538; USA TEL:(510) 319-4000 FAX:(510) 661-0888

This report shall not be reproduced except in full, without the written approval of UL Verification Services Inc.

2TX Antenna 6 + Antenna 5 CDD MODE: SU Mode

Channel	Frequency (MHz)	26 dB Bandwidth Antenna 6 (MHz)	26 dB Bandwidth Antenna 5 (MHz)	99% Bandwidth Antenna 6 (MHz)	99% Bandwidth Antenna 5 (MHz)
Low	5510	41.10	40.70	37.5940	37.5880
Mid	5550	40.80	40.80	37.5450	37.5700
High	5670	41.10	40.90	37.5510	37.6200
142	5710	41.10	40.90	37.5650	37.6240

MID CHANNEL 26dB

MID CHANNEL [ANT 6]

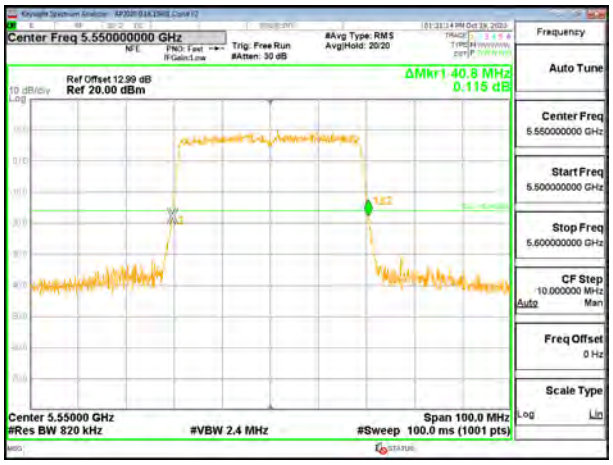

MID CHANNEL [ANT 5]

MID CHANNEL OBW

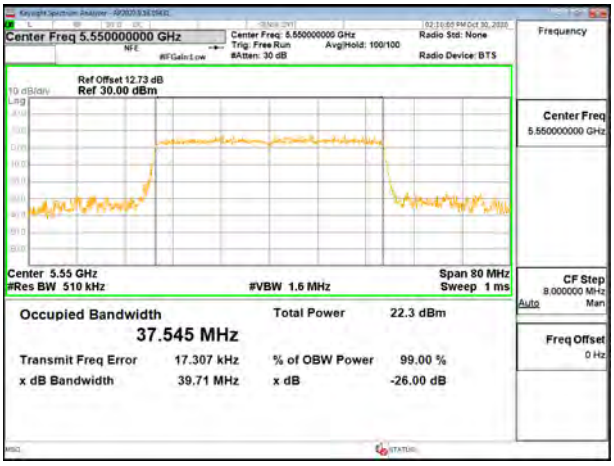

MID CHANNEL [ANT 6]

MID CHANNEL [ANT 5]

UL VERIFICATION SERVICES INC.
47173 Benicia Street, Fremont, CA 94538; USA TEL:(510) 319-4000 FAX:(510) 661-0888

This report shall not be reproduced except in full, without the written approval of UL Verification Services Inc.

9.2.18. 802.11ax HE80 MODE IN THE 5.6 GHz BAND

1TX Antenna 6 MODE: 26 Tones, RU Index 0

Channel	Frequency (MHz)	26 dB Bandwidth (MHz)	99% Bandwidth (MHz)
Low	5530	19.60	17.9670
High	5610	19.80	18.0170
138	5690	19.60	17.9520

LOW CHANNEL 26dB

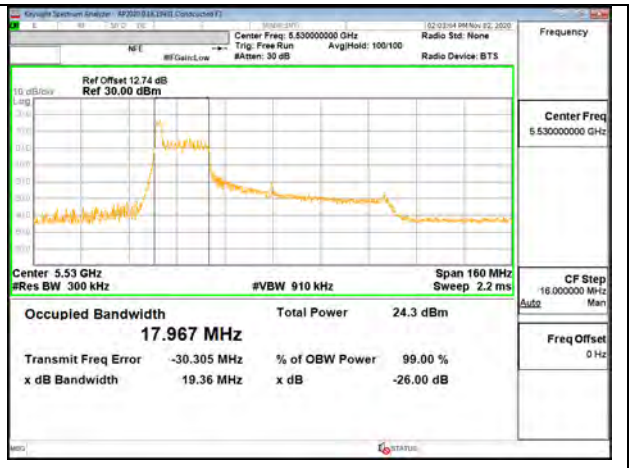

LOW CHANNEL OBW

1TX Antenna 6 MODE: 26 Tones, RU Index 18

Channel	Frequency (MHz)	26 dB Bandwidth (MHz)	99% Bandwidth (MHz)
Low	5530	40.60	37.1070
High	5610	40.80	36.4410
138	5690	40.80	36.8790

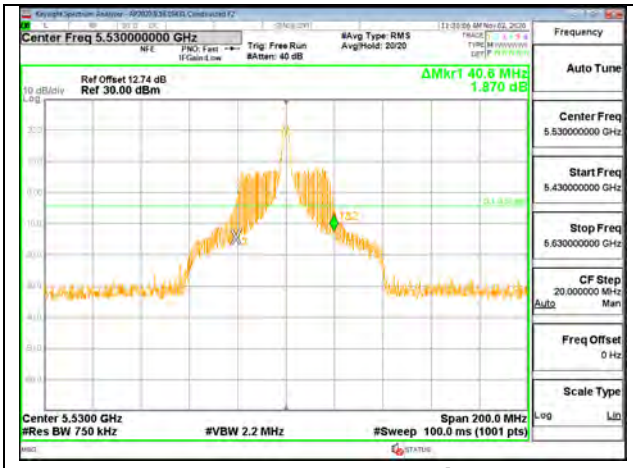

LOW CHANNEL 26dB

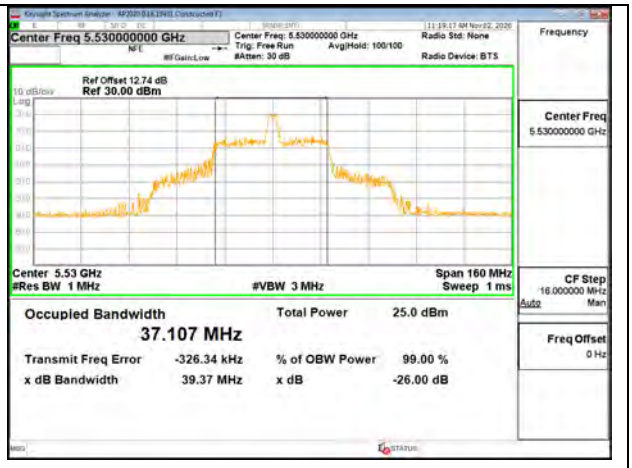

LOW CHANNEL OBW

UL VERIFICATION SERVICES INC.
47173 Benicia Street, Fremont, CA 94538; USA TEL:(510) 319-4000 FAX:(510) 661-0888

This report shall not be reproduced except in full, without the written approval of UL Verification Services Inc.

1TX Antenna 6 MODE: 26 Tones, RU Index 36

Channel	Frequency (MHz)	26 dB Bandwidth (MHz)	99% Bandwidth (MHz)
Low	5530	21.00	18.3700
High	5610	20.20	18.3300
138	5690	20.60	18.2130

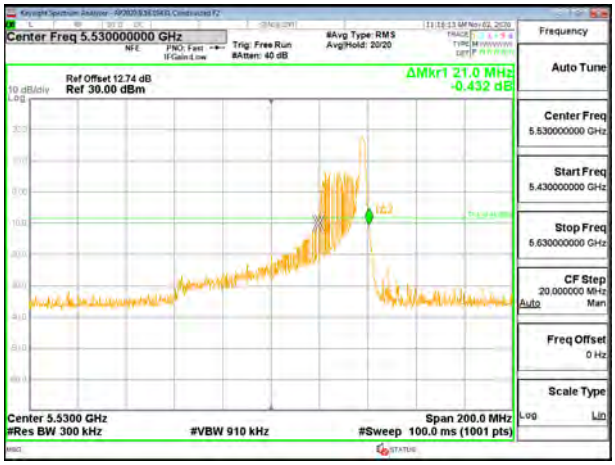

LOW CHANNEL 26dB

LOW CHANNEL OBW

1TX Antenna 6 MODE: SU Mode

Channel	Frequency (MHz)	26 dB Bandwidth (MHz)	99% Bandwidth (MHz)
Low	5530	83.00	77.0620
High	5610	83.40	77.1040
138	5690	83.60	77.0260

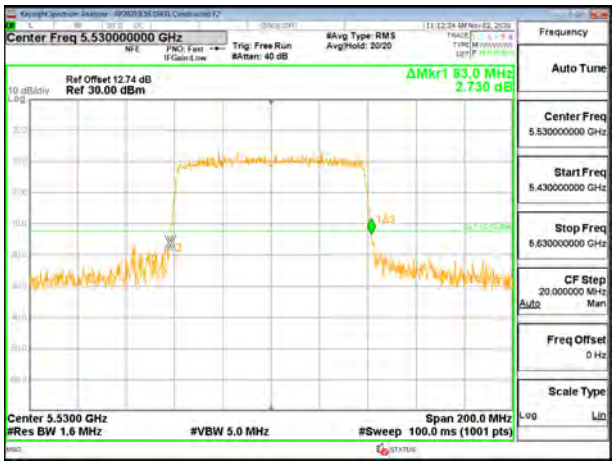

LOW CHANNEL 26dB

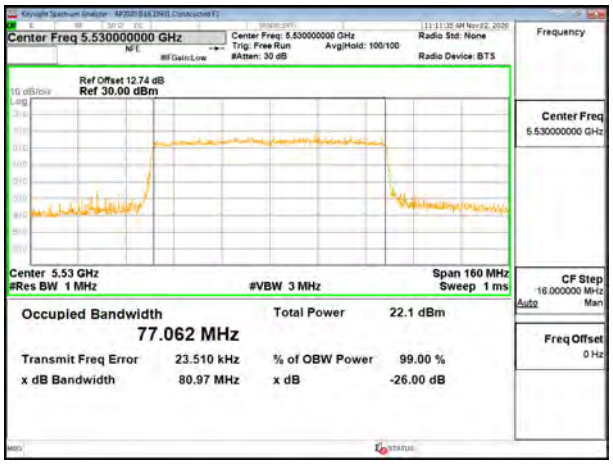

LOW CHANNEL OBW

UL VERIFICATION SERVICES INC.
47173 Benicia Street, Fremont, CA 94538; USA TEL:(510) 319-4000 FAX:(510) 661-0888

This report shall not be reproduced except in full, without the written approval of UL Verification Services Inc.

1TX Antenna 5 MODE: 26 Tones, RU Index 0

Channel	Frequency (MHz)	26 dB Bandwidth (MHz)	99% Bandwidth (MHz)
Low	5530	19.60	17.5760
High	5610	19.80	17.9670
138	5690	19.40	18.0280

LOW CHANNEL 26dB

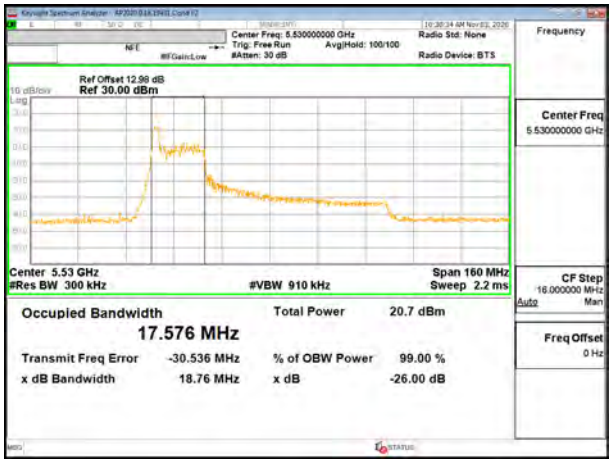

LOW CHANNEL OBW

1TX Antenna 5 MODE: 26 Tones, RU Index 18

Channel	Frequency (MHz)	26 dB Bandwidth (MHz)	99% Bandwidth (MHz)
Low	5530	40.00	37.2220
High	5610	40.20	36.8100
138	5690	40.20	37.3410

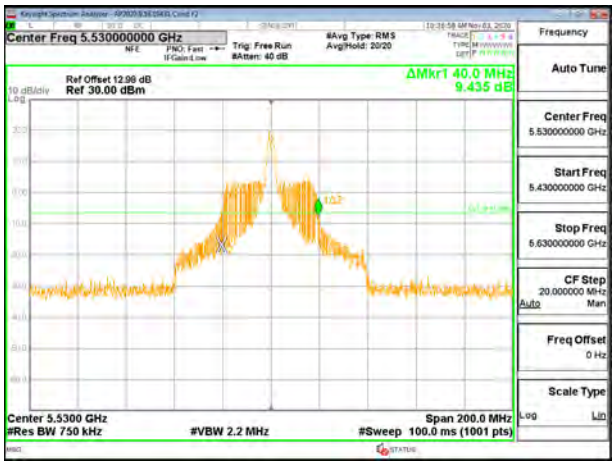

LOW CHANNEL 26dB

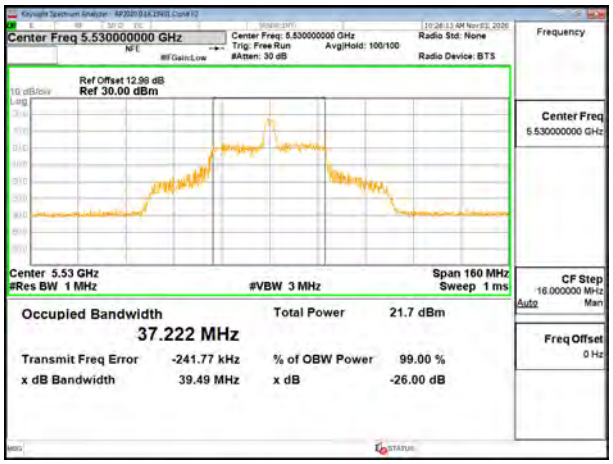

LOW CHANNEL OBW

UL VERIFICATION SERVICES INC.
47173 Benicia Street, Fremont, CA 94538; USA TEL:(510) 319-4000 FAX:(510) 661-0888

This report shall not be reproduced except in full, without the written approval of UL Verification Services Inc.

1TX Antenna 5 MODE: 26 Tones, RU Index 36

Channel	Frequency (MHz)	26 dB Bandwidth (MHz)	99% Bandwidth (MHz)
Low	5530	21.00	18.2310
High	5610	21.60	18.2150
138	5690	21.20	18.2550

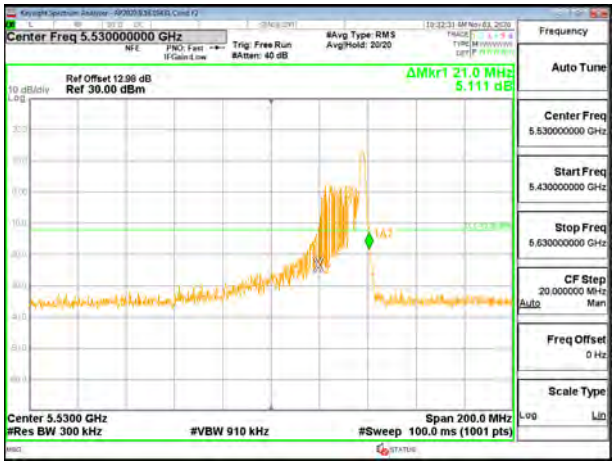

LOW CHANNEL 26dB

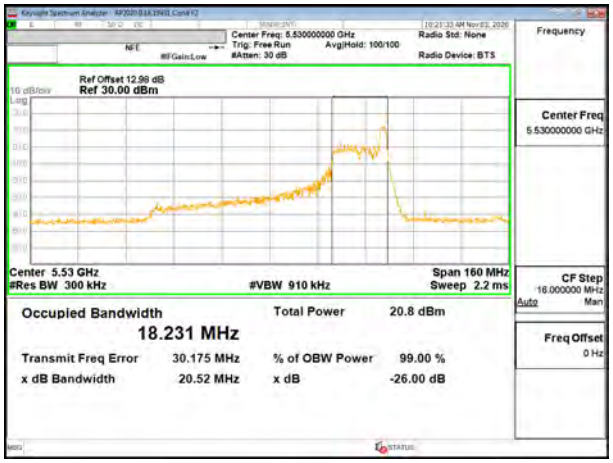

LOW CHANNEL OBW

1TX Antenna 5 MODE: SU Mode

Channel	Frequency (MHz)	26 dB Bandwidth (MHz)	99% Bandwidth (MHz)
Low	5530	83.40	77.1250
High	5610	83.00	76.9940
138	5690	83.20	77.1110

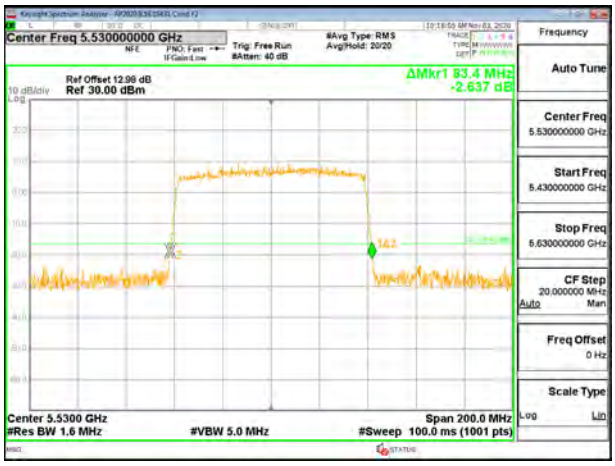

LOW CHANNEL 26dB

LOW CHANNEL OBW

UL VERIFICATION SERVICES INC.
47173 Benicia Street, Fremont, CA 94538; USA TEL:(510) 319-4000 FAX:(510) 661-0888

This report shall not be reproduced except in full, without the written approval of UL Verification Services Inc.

2TX Antenna 6 + Antenna 5 CDD MODE: 26 Tones, RU Index 0

Channel	Frequency (MHz)	26 dB Bandwidth Antenna 6 (MHz)	26 dB Bandwidth Antenna 5 (MHz)	99% Bandwidth Antenna 6 (MHz)	99% Bandwidth Antenna 5 (MHz)
Low	5530	19.80	19.80	17.9260	17.9370
High	5610	19.80	19.60	18.0160	17.8650
138	5690	20.00	18.80	17.9640	17.8790

LOW CHANNEL 26dB

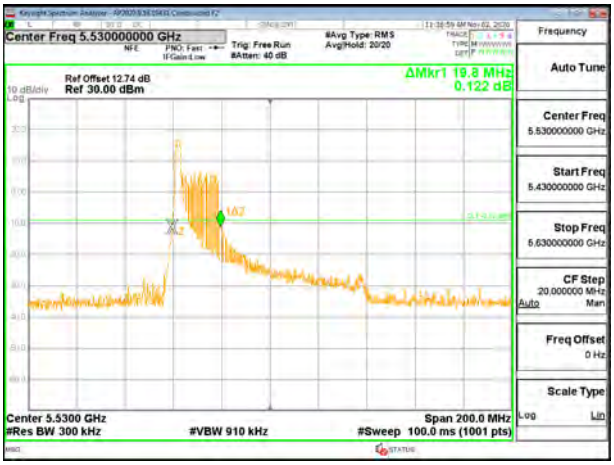

LOW CHANNEL [ANT 6]

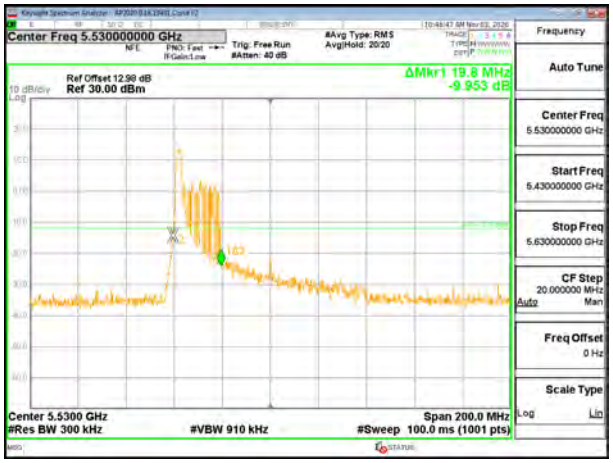

LOW CHANNEL [ANT 5]

LOW CHANNEL OBW

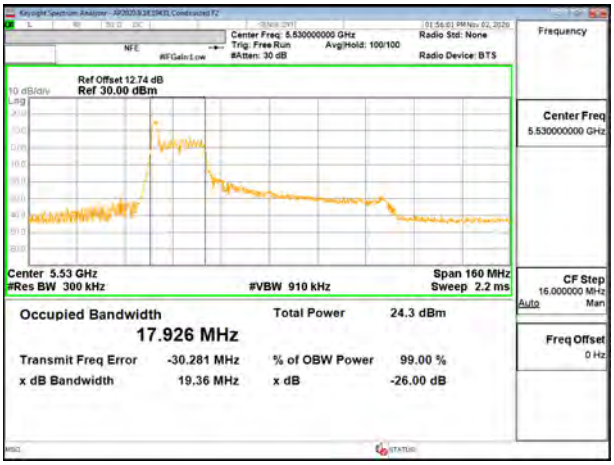

LOW CHANNEL [ANT 6]

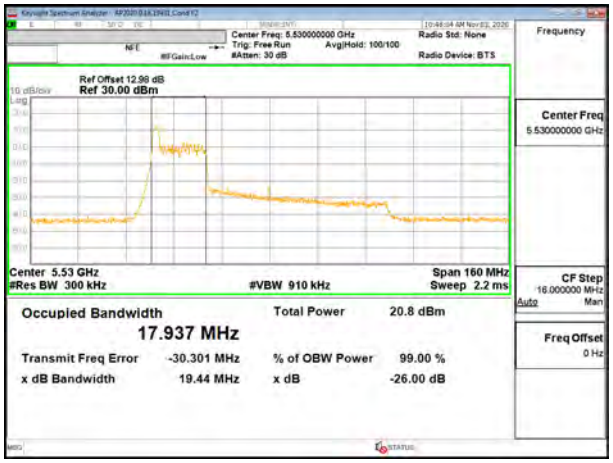

LOW CHANNEL [ANT 5]

UL VERIFICATION SERVICES INC.
47173 Benicia Street, Fremont, CA 94538; USA TEL:(510) 319-4000 FAX:(510) 661-0888

This report shall not be reproduced except in full, without the written approval of UL Verification Services Inc.

2TX Antenna 6 + Antenna 5 CDD MODE: 26 Tones, RU Index 18

Channel	Frequency (MHz)	26 dB Bandwidth Antenna 6 (MHz)	26 dB Bandwidth Antenna 5 (MHz)	99% Bandwidth Antenna 6 (MHz)	99% Bandwidth Antenna 5 (MHz)
Low	5530	41.40	38.60	37.0660	36.3070
High	5610	40.80	38.20	36.9400	36.1850
138	5690	40.20	37.40	36.6980	36.6070

LOW CHANNEL 26dB

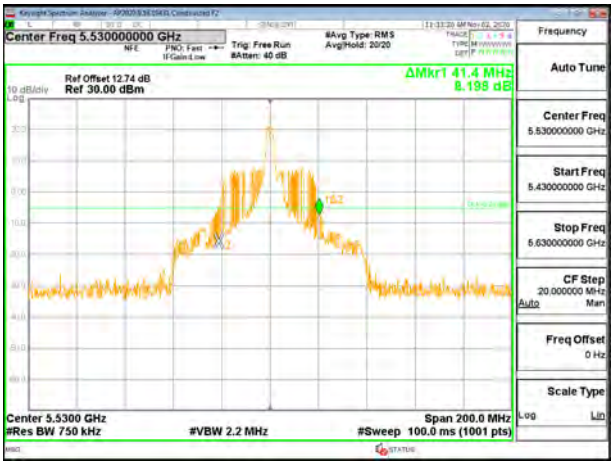

LOW CHANNEL [ANT 6]

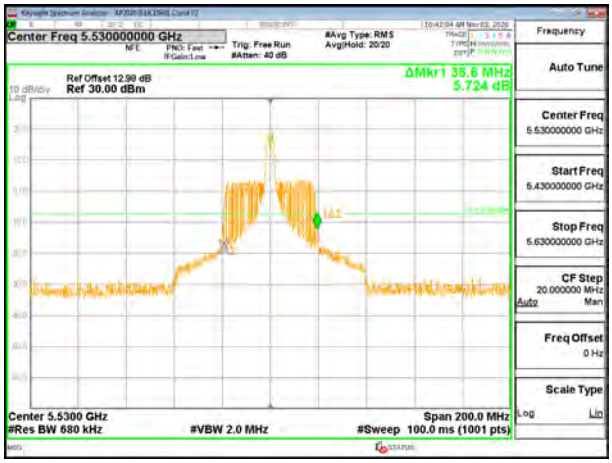

LOW CHANNEL [ANT 5]

LOW CHANNEL OBW

LOW CHANNEL [ANT 6]

LOW CHANNEL [ANT 5]

UL VERIFICATION SERVICES INC.
47173 Benicia Street, Fremont, CA 94538; USA TEL:(510) 319-4000 FAX:(510) 661-0888

This report shall not be reproduced except in full, without the written approval of UL Verification Services Inc.

2TX Antenna 6 + Antenna 5 CDD MODE: 26 Tones, RU Index 36

Channel	Frequency (MHz)	26 dB Bandwidth Antenna 6 (MHz)	26 dB Bandwidth Antenna 5 (MHz)	99% Bandwidth Antenna 6 (MHz)	99% Bandwidth Antenna 5 (MHz)
Low	5530	21.20	19.40	18.2090	17.9080
High	5610	21.40	20.00	18.2720	17.9720
138	5690	20.80	20.00	18.4200	17.9570

LOW CHANNEL 26dB

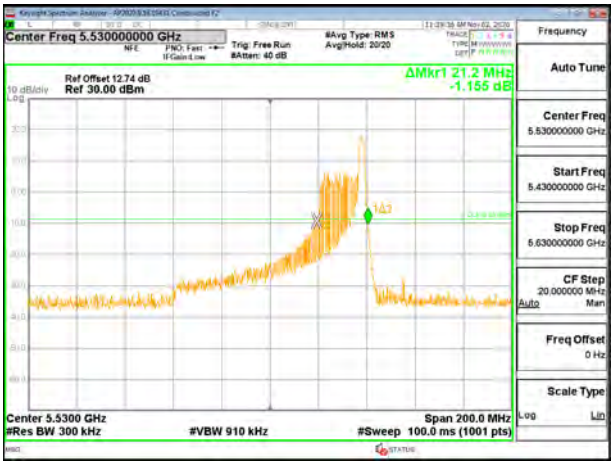

LOW CHANNEL [ANT 6]

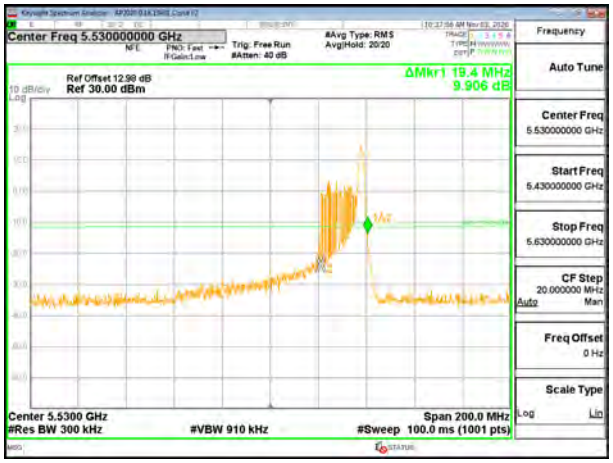

LOW CHANNEL [ANT 5]

LOW CHANNEL OBW

LOW CHANNEL [ANT 6]

LOW CHANNEL [ANT 5]

UL VERIFICATION SERVICES INC.
47173 Benicia Street, Fremont, CA 94538; USA TEL:(510) 319-4000 FAX:(510) 661-0888

This report shall not be reproduced except in full, without the written approval of UL Verification Services Inc.

2TX Antenna 6 + Antenna 5 CDD MODE: SU Mode

Channel	Frequency (MHz)	26 dB Bandwidth Antenna 6 (MHz)	26 dB Bandwidth Antenna 5 (MHz)	99% Bandwidth Antenna 6 (MHz)	99% Bandwidth Antenna 5 (MHz)
Low	5530	83.20	82.80	77.0520	77.0420
High	5610	83.00	83.00	77.1360	77.0340
138	5690	83.40	82.80	77.1940	77.1210

LOW CHANNEL 26dB

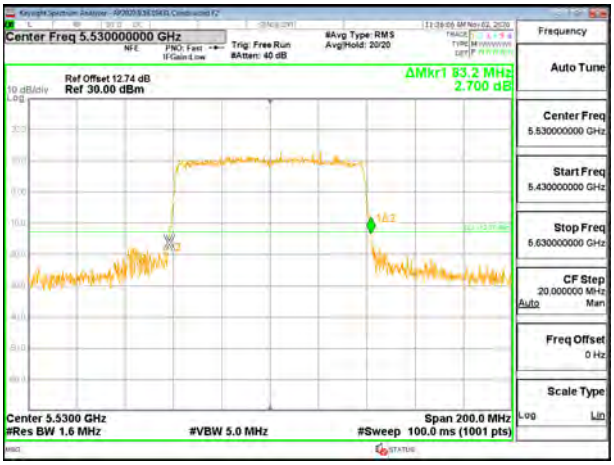

LOW CHANNEL [ANT 6]

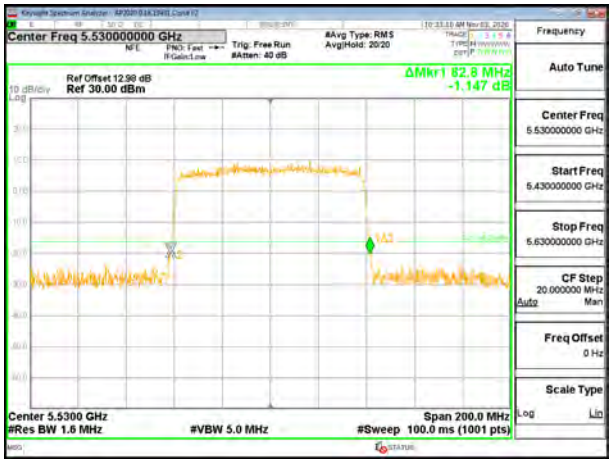

LOW CHANNEL [ANT 5]

LOW CHANNEL OBW

LOW CHANNEL [ANT 6]

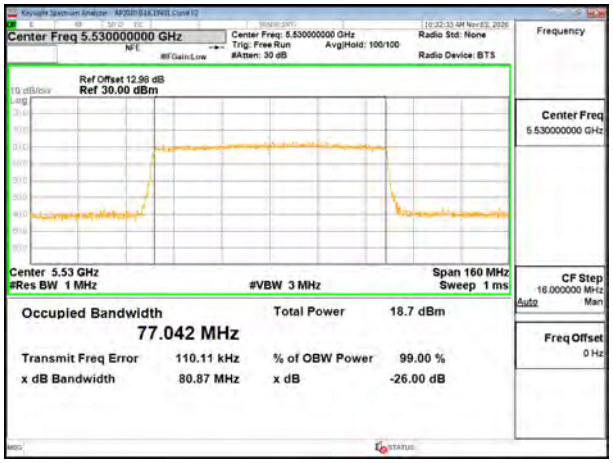

LOW CHANNEL [ANT 5]

UL VERIFICATION SERVICES INC.
47173 Benicia Street, Fremont, CA 94538; USA TEL:(510) 319-4000 FAX:(510) 661-0888

This report shall not be reproduced except in full, without the written approval of UL Verification Services Inc.

9.2.19. 802.11n HT20 MODE IN THE 5.8 GHz BAND

1TX Antenna 6 MODE

Channel	Frequency (MHz)	26 dB Bandwidth (MHz)	99% Bandwidth (MHz)
Low	5745	22.00	17.7040
Mid	5785	21.95	17.6460
High	5825	21.85	17.5730

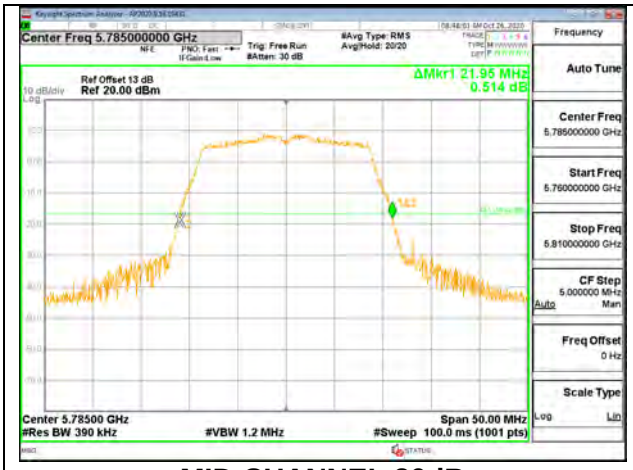

MID CHANNEL 26dB

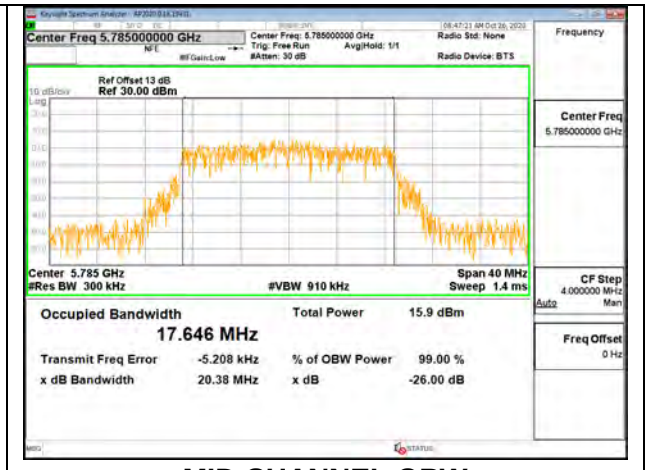

MID CHANNEL OBW

1TX Antenna 5 MODE

Channel	Frequency (MHz)	26 dB Bandwidth (MHz)	99% Bandwidth (MHz)
Low	5745	22.00	17.6870
Mid	5785	21.95	17.6920
High	5825	21.95	17.6950

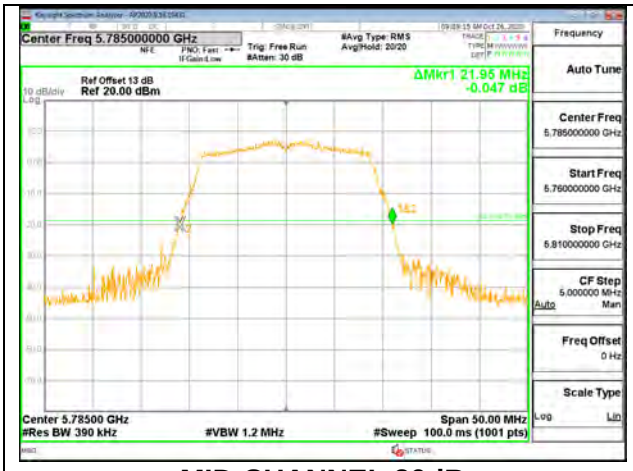

MID CHANNEL 26dB

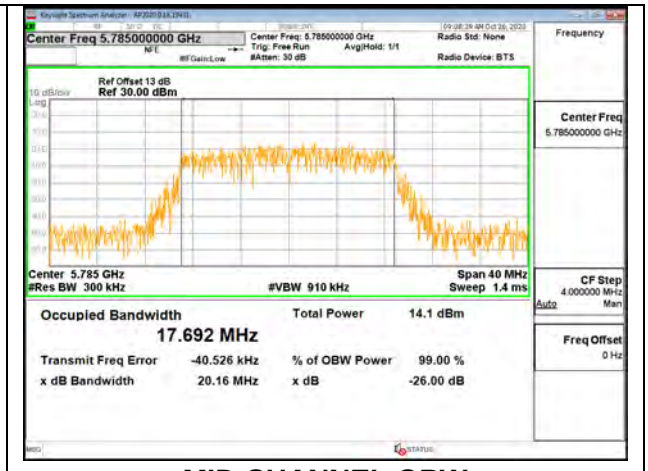

MID CHANNEL OBW

UL VERIFICATION SERVICES INC.
47173 Benicia Street, Fremont, CA 94538; USA TEL:(510) 319-4000 FAX:(510) 661-0888

This report shall not be reproduced except in full, without the written approval of UL Verification Services Inc.

2TX Antenna 6 + Antenna 5 CDD MODE

Channel	Frequency (MHz)	26dB Bandwidth Antenna 6 (MHz)	26dB Bandwidth Antenna 5 (MHz)	99% Bandwidth Antenna 6 (MHz)	99% Bandwidth Antenna 5 (MHz)
Low	5745	21.95	21.40	17.6910	17.7760
Mid	5785	21.95	21.50	17.6600	17.6560
High	5825	21.85	21.80	17.6510	17.6290

MID CHANNEL 26dB

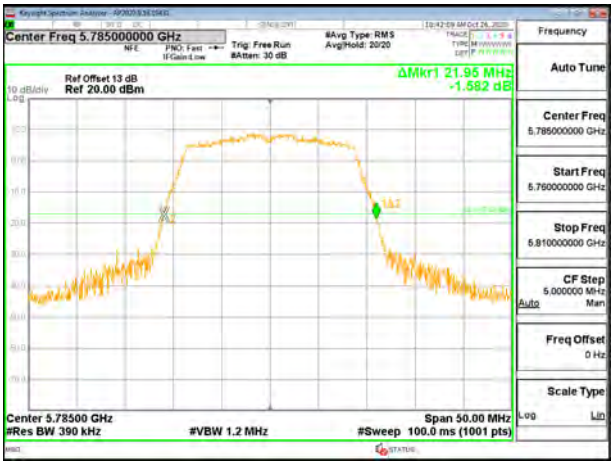

MID CHANNEL [ANT 6]

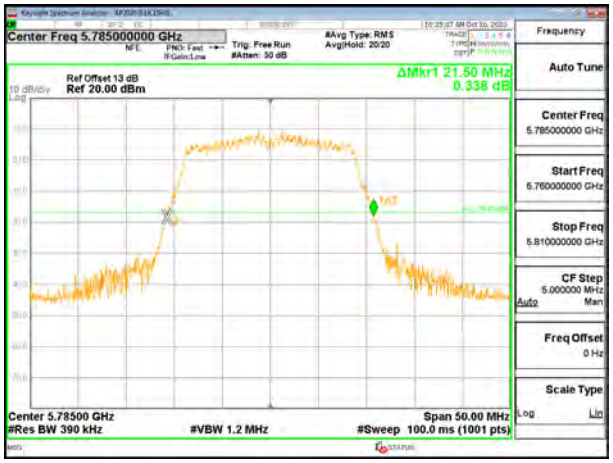

MID CHANNEL [ANT 5]

MID CHANNEL OBW

MID CHANNEL [ANT 6]

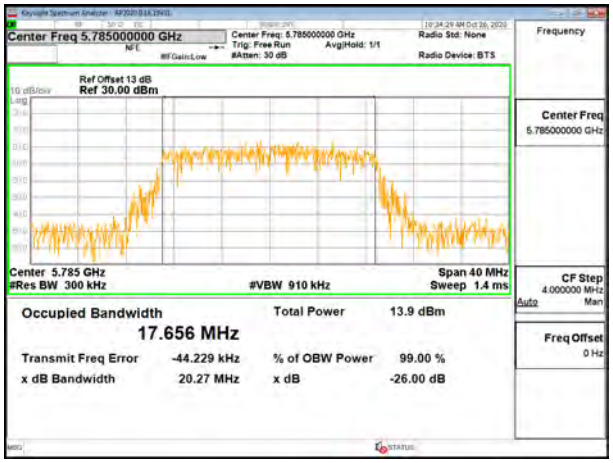

MID CHANNEL [ANT 5]

UL VERIFICATION SERVICES INC.
47173 Benicia Street, Fremont, CA 94538; USA TEL:(510) 319-4000 FAX:(510) 661-0888

This report shall not be reproduced except in full, without the written approval of UL Verification Services Inc.

9.2.20. 802.11n HT40 MODE IN THE 5.8 GHz BAND

1TX Antenna 6 MODE

Channel	Frequency (MHz)	26dB Bandwidth (MHz)	99% Bandwidth (MHz)
Low	5755	40.60	36.1950
High	5795	40.70	36.1270

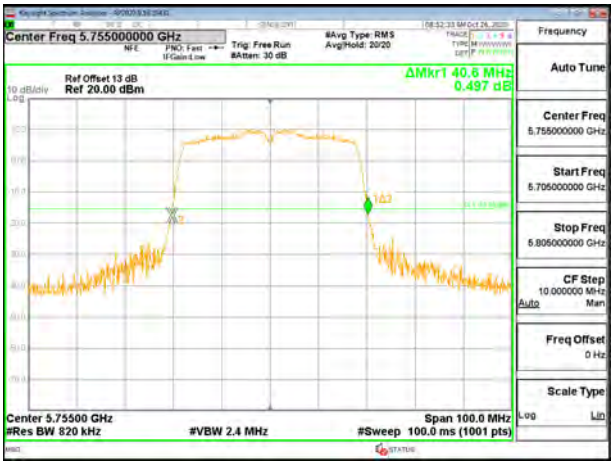

LOW CHANNEL 26dB

LOW CHANNEL OBW

1TX Antenna 5 MODE

Channel	Frequency (MHz)	26dB Bandwidth (MHz)	99% Bandwidth (MHz)
Low	5755	40.80	36.2030
High	5795	40.70	36.0330

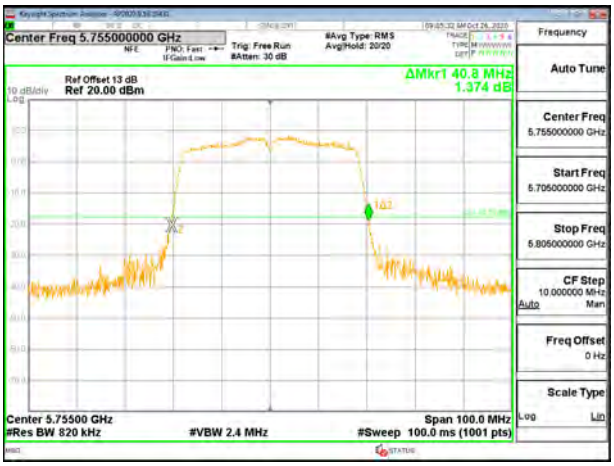

LOW CHANNEL 26dB

LOW CHANNEL OBW

UL VERIFICATION SERVICES INC.
47173 Benicia Street, Fremont, CA 94538; USA TEL:(510) 319-4000 FAX:(510) 661-0888

This report shall not be reproduced except in full, without the written approval of UL Verification Services Inc.

2TX Antenna 6 + Antenna 5 CDD MODE

Channel	Frequency (MHz)	26dB Bandwidth Antenna 6 (MHz)	26dB Bandwidth Antenna 5 (MHz)	99% Bandwidth Antenna 6 (MHz)	99% Bandwidth Antenna 5 (MHz)
Low	5755	40.50	40.30	36.0010	35.9660
High	5795	40.80	40.20	36.1060	36.1380

LOW CHANNEL 26dB

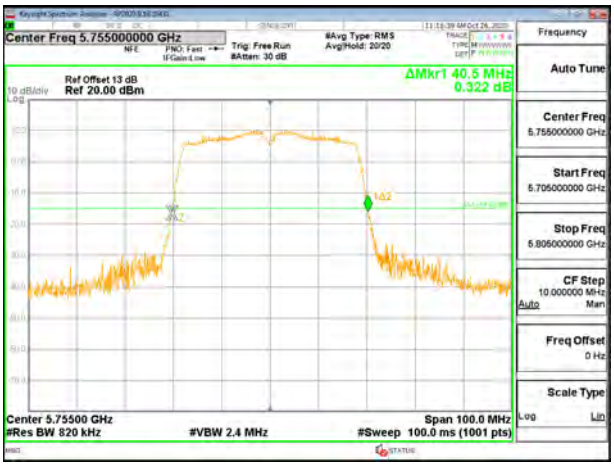

LOW CHANNEL [ANT 6]

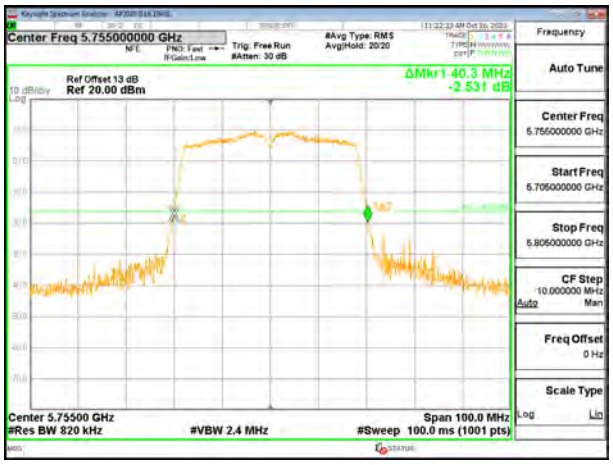

LOW CHANNEL [ANT 5]

LOW CHANNEL OBW

LOW CHANNEL [ANT 6]

LOW CHANNEL [ANT 5]

UL VERIFICATION SERVICES INC.
47173 Benicia Street, Fremont, CA 94538; USA TEL:(510) 319-4000 FAX:(510) 661-0888

This report shall not be reproduced except in full, without the written approval of UL Verification Services Inc.

9.2.21. 802.11ac VHT80 MODE IN THE 5.8 GHz BAND

1TX Antenna 6 MODE

Channel	Frequency (MHz)	26 dB Bandwidth (MHz)	99% Bandwidth (MHz)
Mid	5775	82.80	75.4370

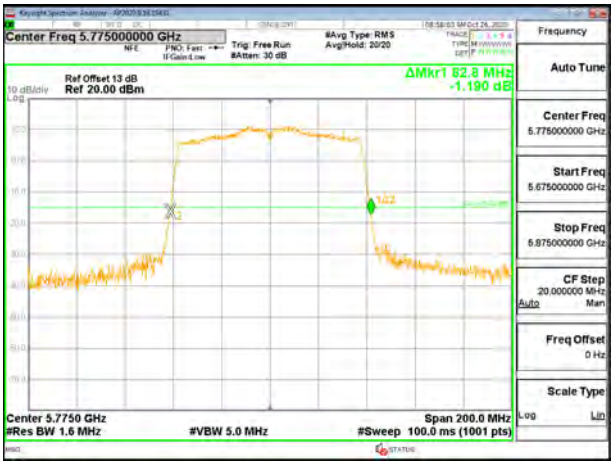

MID CHANNEL 26dB

MID CHANNEL OBW

1TX Antenna 5 MODE

Channel	Frequency (MHz)	26 dB Bandwidth (MHz)	99% Bandwidth (MHz)
Mid	5775	82.80	75.7930

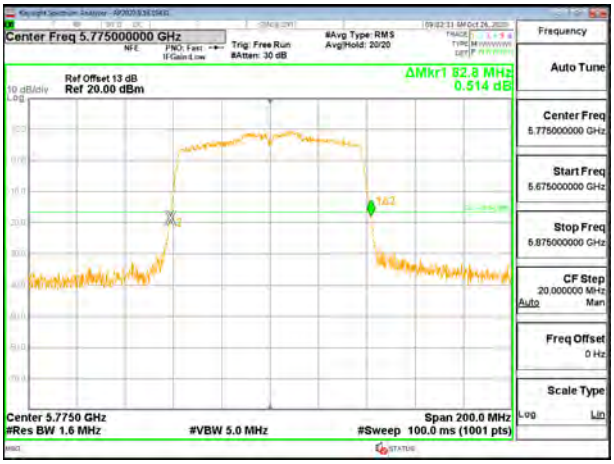

MID CHANNEL 26dB

MID CHANNEL OBW

UL VERIFICATION SERVICES INC.
47173 Benicia Street, Fremont, CA 94538; USA TEL:(510) 319-4000 FAX:(510) 661-0888

This report shall not be reproduced except in full, without the written approval of UL Verification Services Inc.

2TX Antenna 6 + Antenna 5 CDD MODE

Channel	Frequency (MHz)	26dB Bandwidth Antenna 6 (MHz)	26dB Bandwidth Antenna 5 (MHz)	99% Bandwidth Antenna 6 (MHz)	99% Bandwidth Antenna 5 (MHz)
Mid	5775	83.00	82.20	75.1340	75.6180

MID CHANNEL 26dB

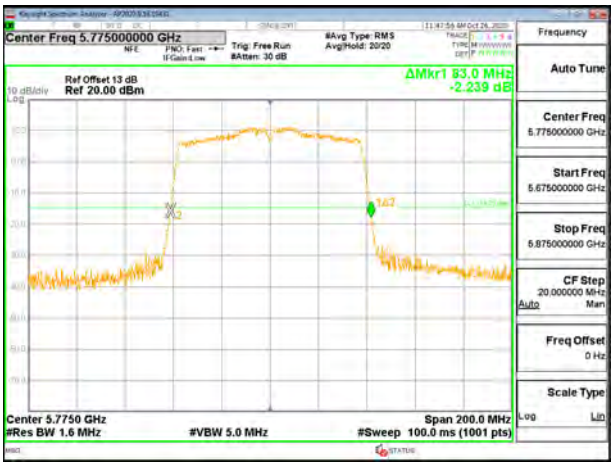

MID CHANNEL [ANT 6]

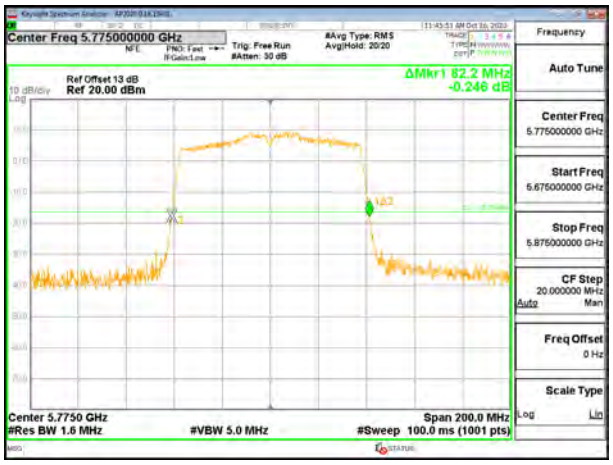

MID CHANNEL [ANT 5]

MID CHANNEL OBW

MID CHANNEL [ANT 6]

MID CHANNEL [ANT 5]

UL VERIFICATION SERVICES INC.
47173 Benicia Street, Fremont, CA 94538; USA TEL:(510) 319-4000 FAX:(510) 661-0888

This report shall not be reproduced except in full, without the written approval of UL Verification Services Inc.

9.2.22. 802.11ax HE20 MODE IN THE 5.8 GHz BAND

1TX Antenna 6 MODE: 26 Tones, RU Index 0

Channel	Frequency (MHz)	26 dB Bandwidth (MHz)	99% Bandwidth (MHz)
Low	5745	20.35	18.2970
Mid	5785	20.40	18.3080
High	5825	20.30	18.3260

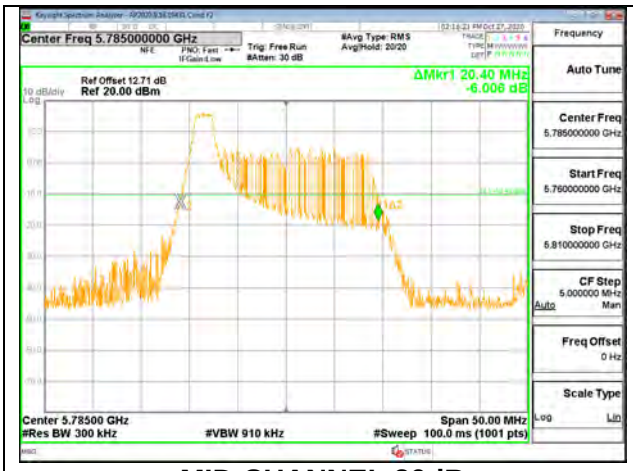

MID CHANNEL 26dB

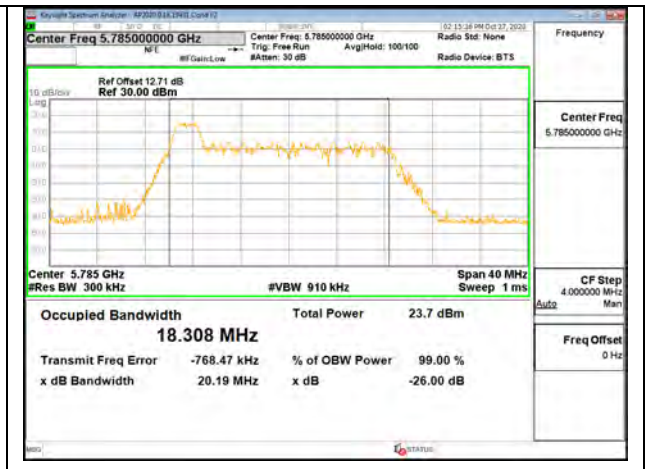

MID CHANNEL OBW

1TX Antenna 6 MODE: 26 Tones, RU Index 4

Channel	Frequency (MHz)	26 dB Bandwidth (MHz)	99% Bandwidth (MHz)
Low	5745	19.35	17.0820
Mid	5785	19.40	17.1490
High	5825	19.60	16.9010

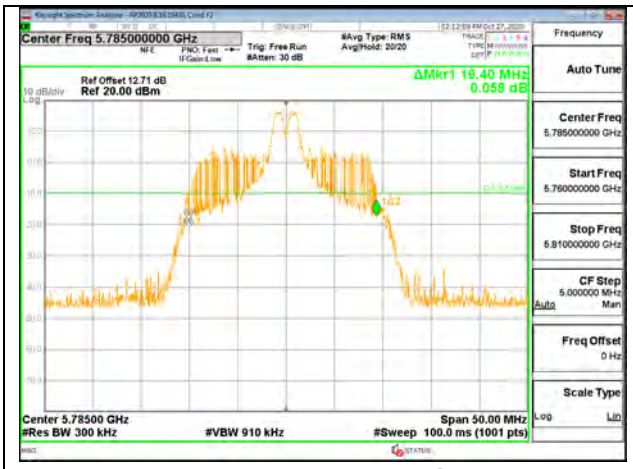

MID CHANNEL 26dB

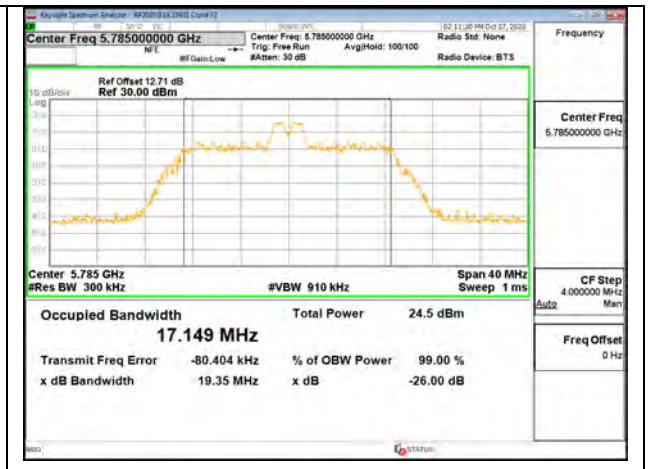

MID CHANNEL OBW

UL VERIFICATION SERVICES INC.
47173 Benicia Street, Fremont, CA 94538; USA TEL:(510) 319-4000 FAX:(510) 661-0888

This report shall not be reproduced except in full, without the written approval of UL Verification Services Inc.

1TX Antenna 6 MODE: 26 Tones, RU Index 8

Channel	Frequency (MHz)	26 dB Bandwidth (MHz)	99% Bandwidth (MHz)
Low	5745	21.00	18.5330
Mid	5785	20.90	18.5540
High	5825	20.85	18.6030

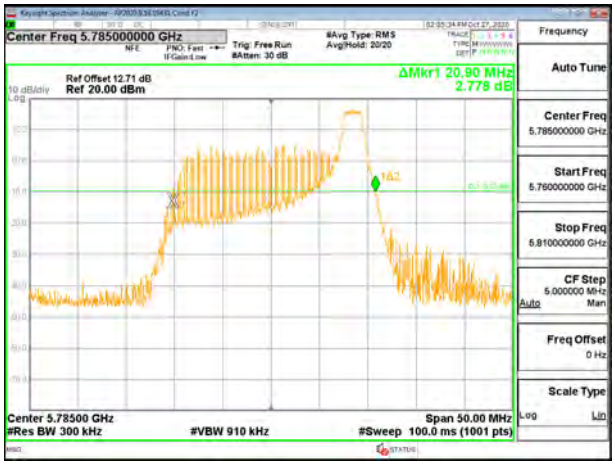

MID CHANNEL 26dB

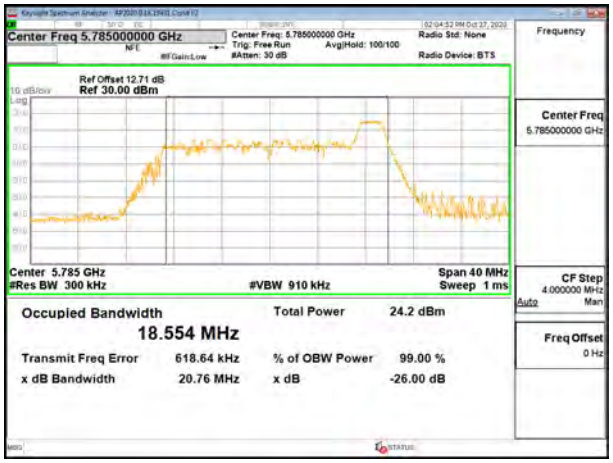

MID CHANNEL OBW

1TX Antenna 6 MODE: SU Mode

Channel	Frequency (MHz)	26 dB Bandwidth (MHz)	99% Bandwidth (MHz)
Low	5745	22.05	19.0510
Mid	5785	22.10	19.0560
High	5825	22.10	19.0520

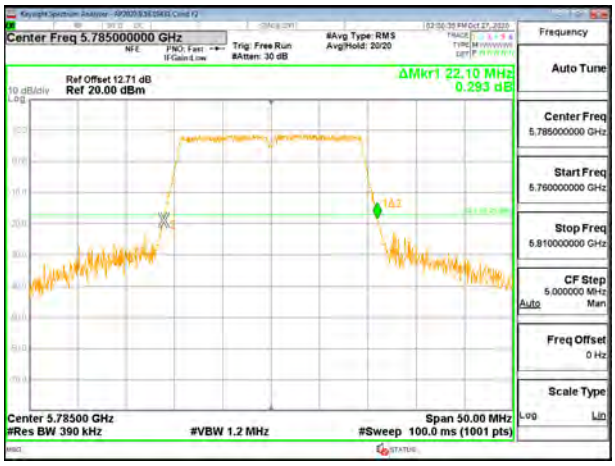

MID CHANNEL 26dB

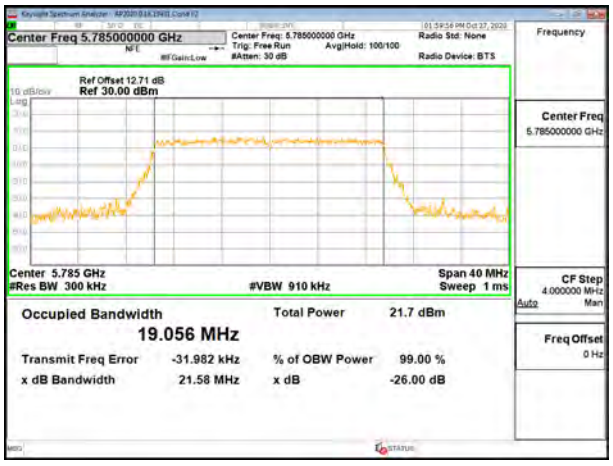

MID CHANNEL OBW

UL VERIFICATION SERVICES INC.
47173 Benicia Street, Fremont, CA 94538; USA TEL:(510) 319-4000 FAX:(510) 661-0888

This report shall not be reproduced except in full, without the written approval of UL Verification Services Inc.

1TX Antenna 5 MODE: 26 Tones, RU Index 0

Channel	Frequency (MHz)	26 dB Bandwidth (MHz)	99% Bandwidth (MHz)
Low	5745	20.30	18.3150
Mid	5785	20.55	18.3680
High	5825	20.15	18.3040

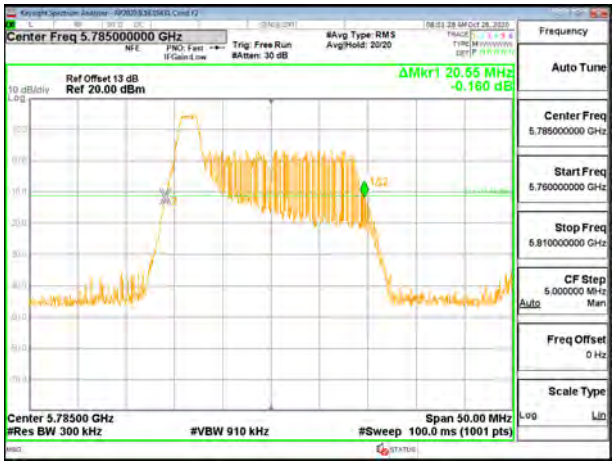

MID CHANNEL 26dB

MID CHANNEL OBW

1TX Antenna 5 MODE: 26 Tones, RU Index 4

Channel	Frequency (MHz)	26 dB Bandwidth (MHz)	99% Bandwidth (MHz)
Low	5745	19.65	17.1440
Mid	5785	19.60	16.9890
High	5825	19.50	17.0000

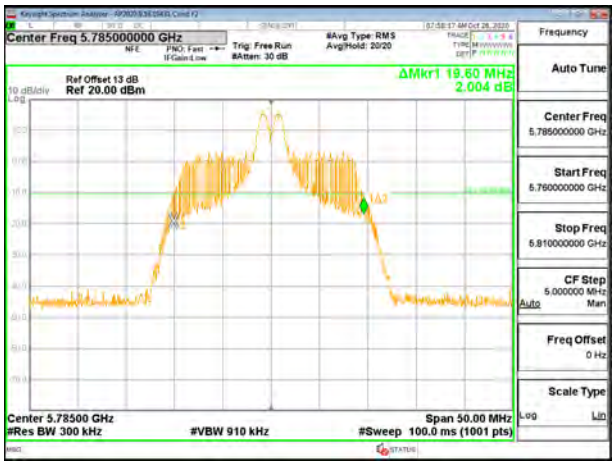

MID CHANNEL 26dB

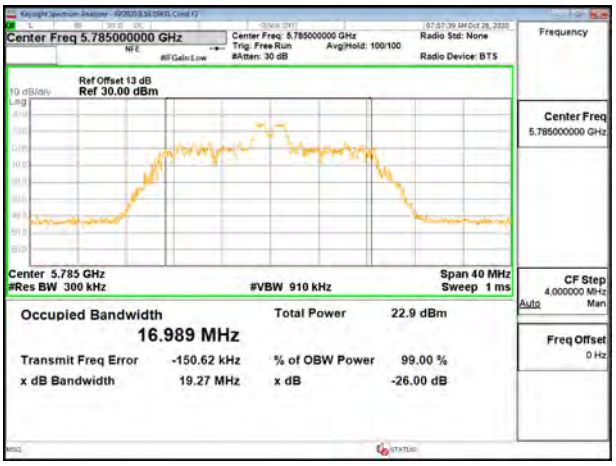

MID CHANNEL OBW

UL VERIFICATION SERVICES INC.
47173 Benicia Street, Fremont, CA 94538; USA TEL:(510) 319-4000 FAX:(510) 661-0888

This report shall not be reproduced except in full, without the written approval of UL Verification Services Inc.

1TX Antenna 5 MODE: 26 Tones, RU Index 8

Channel	Frequency (MHz)	26 dB Bandwidth (MHz)	99% Bandwidth (MHz)
Low	5745	21.00	18.7170
Mid	5785	20.85	18.5660
High	5825	21.15	18.5770

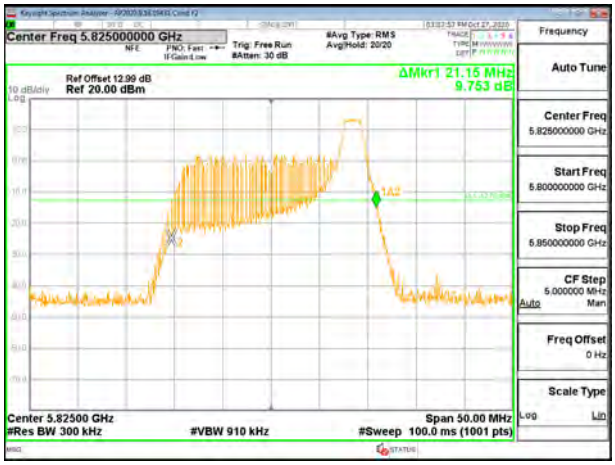

MID CHANNEL 26dB

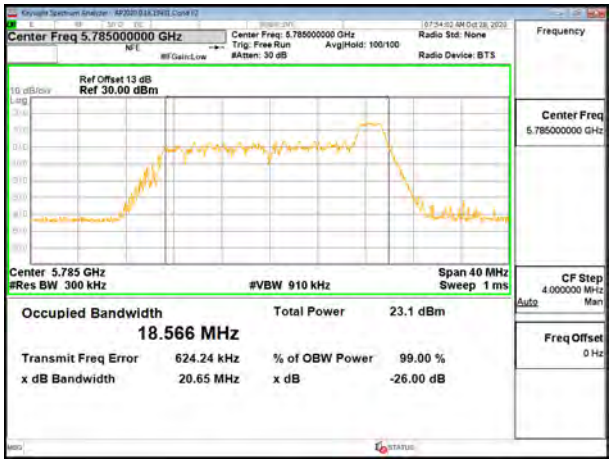

MID CHANNEL OBW

1TX Antenna 5 MODE: SU Mode

Channel	Frequency (MHz)	26 dB Bandwidth (MHz)	99% Bandwidth (MHz)
Low	5745	22.10	18.9910
Mid	5785	22.05	19.0500
High	5825	22.05	19.0410

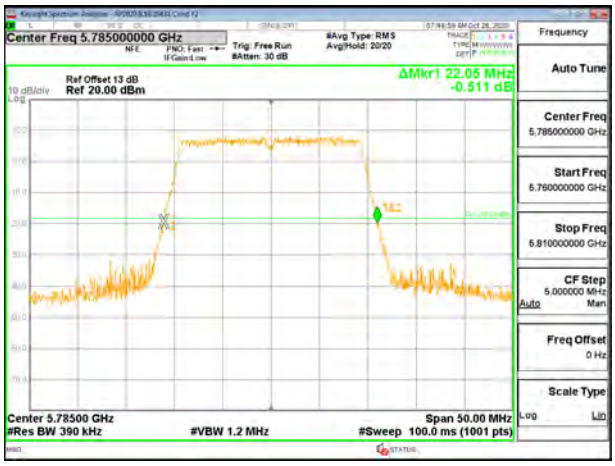

MID CHANNEL 26dB

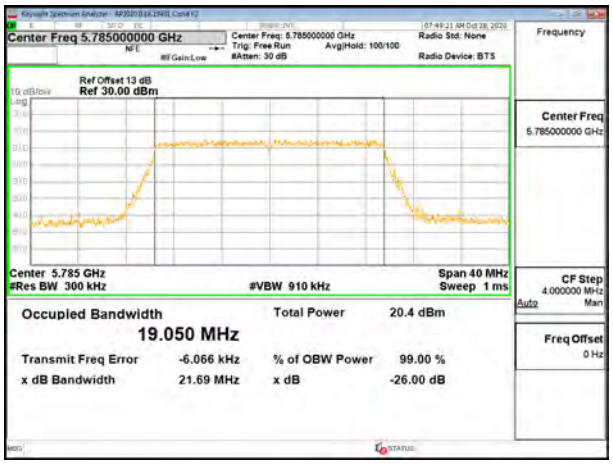

MID CHANNEL OBW

UL VERIFICATION SERVICES INC.
47173 Benicia Street, Fremont, CA 94538; USA TEL:(510) 319-4000 FAX:(510) 661-0888

This report shall not be reproduced except in full, without the written approval of UL Verification Services Inc.

2TX Antenna 6 + Antenna 5 CDD MODE: 26 Tones, RU Index 0

Channel	Frequency (MHz)	26 dB Bandwidth Antenna 6 (MHz)	26 dB Bandwidth Antenna 5 (MHz)	99% Bandwidth Antenna 6 (MHz)	99% Bandwidth Antenna 5 (MHz)
Low	5745	20.35	20.05	18.4590	18.3620
Mid	5785	20.25	19.95	18.4540	18.3770
High	5825	20.25	19.85	18.3690	18.2910

MID CHANNEL 26dB

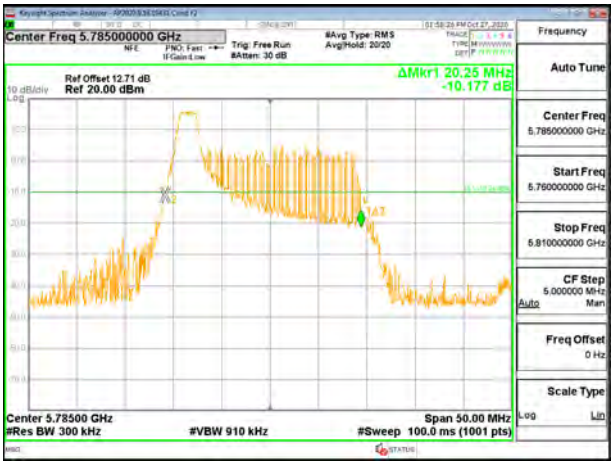

MID CHANNEL [ANT 6]

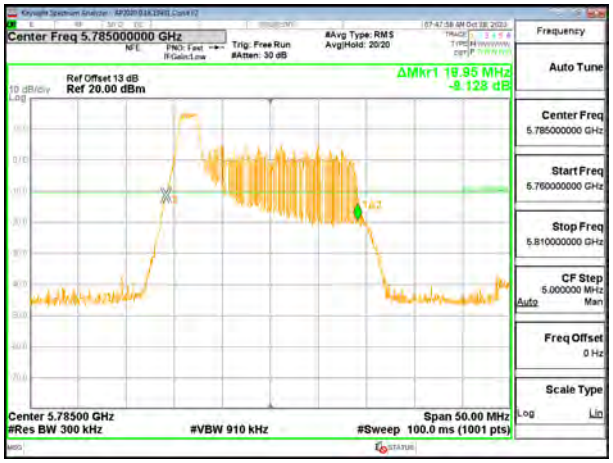

MID CHANNEL [ANT 5]

MID CHANNEL OBW

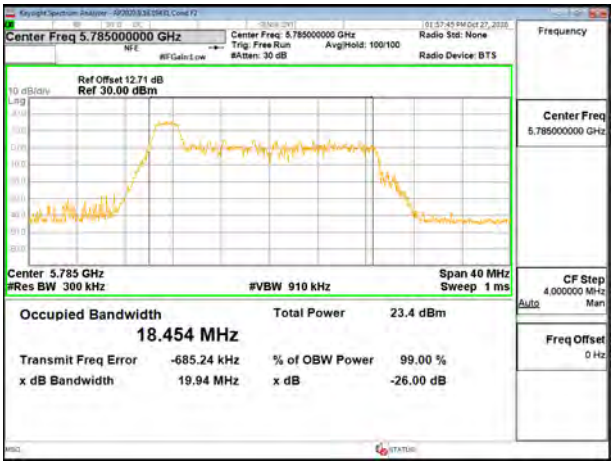

MID CHANNEL [ANT 6]

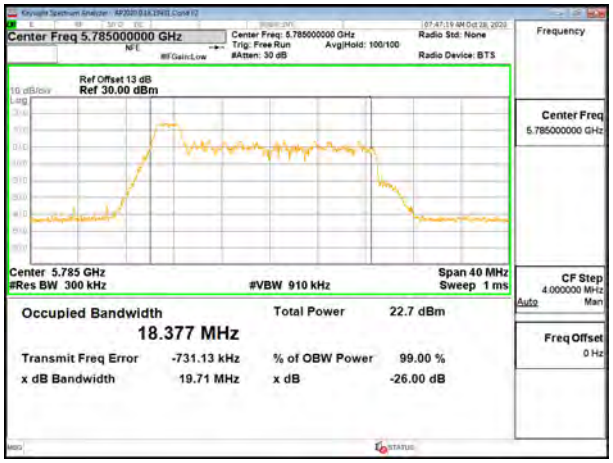

MID CHANNEL [ANT 5]

UL VERIFICATION SERVICES INC.
47173 Benicia Street, Fremont, CA 94538; USA TEL:(510) 319-4000 FAX:(510) 661-0888

This report shall not be reproduced except in full, without the written approval of UL Verification Services Inc.

2TX Antenna 6 + Antenna 5 CDD MODE: 26 Tones, RU Index 4

Channel	Frequency (MHz)	26 dB Bandwidth Antenna 6 (MHz)	26 dB Bandwidth Antenna 5 (MHz)	99% Bandwidth Antenna 6 (MHz)	99% Bandwidth Antenna 5 (MHz)
Low	5745	19.65	18.35	17.1630	16.8600
Mid	5785	19.60	18.20	17.2440	16.8330
High	5825	19.65	18.20	17.2180	17.0050

MID CHANNEL 26dB

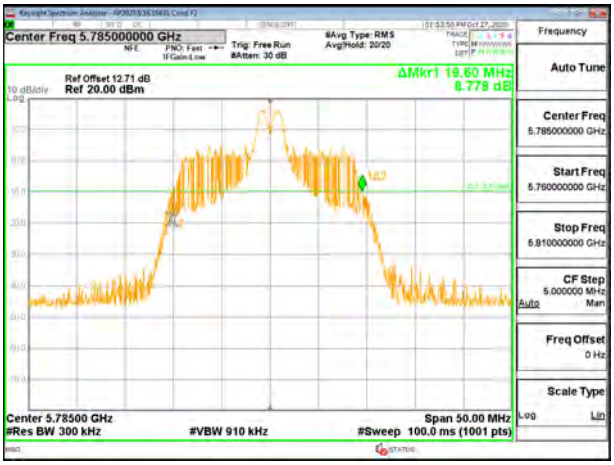

MID CHANNEL [ANT 6]

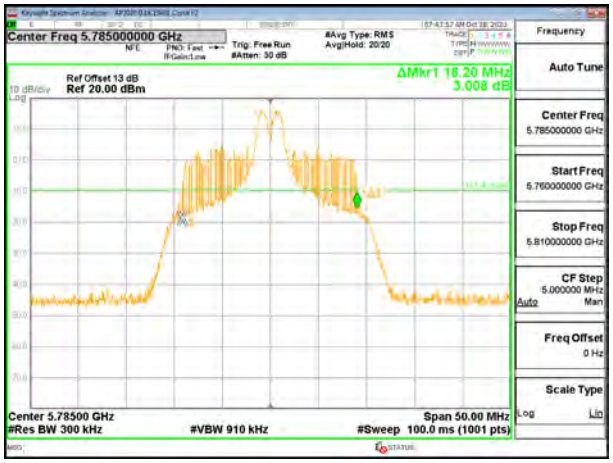

MID CHANNEL [ANT 5]

MID CHANNEL OBW

MID CHANNEL [ANT 6]

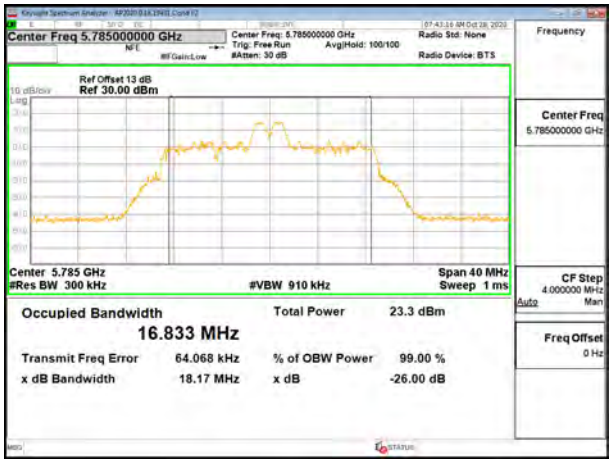

MID CHANNEL [ANT 5]

UL VERIFICATION SERVICES INC.
47173 Benicia Street, Fremont, CA 94538; USA TEL:(510) 319-4000 FAX:(510) 661-0888

This report shall not be reproduced except in full, without the written approval of UL Verification Services Inc.

2TX Antenna 6 + Antenna 5 CDD MODE: 26 Tones, RU Index 8

Channel	Frequency (MHz)	26 dB Bandwidth Antenna 6 (MHz)	26 dB Bandwidth Antenna 5 (MHz)	99% Bandwidth Antenna 6 (MHz)	99% Bandwidth Antenna 5 (MHz)
Low	5745	20.85	19.95	18.5900	18.4190
Mid	5785	21.05	20.05	18.6170	18.4040
High	5825	21.00	20.05	18.5790	18.4880

MID CHANNEL 26dB

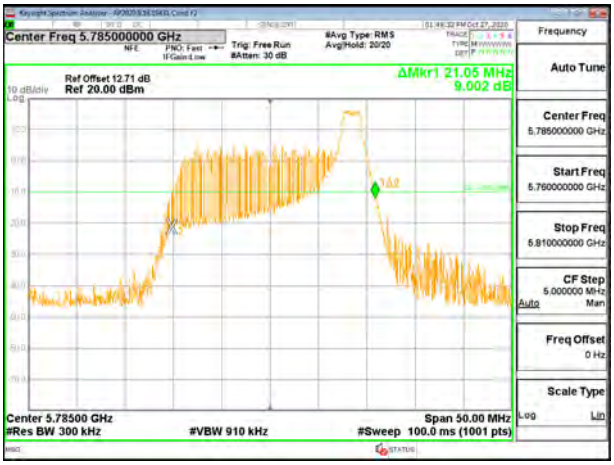

MID CHANNEL [ANT 6]

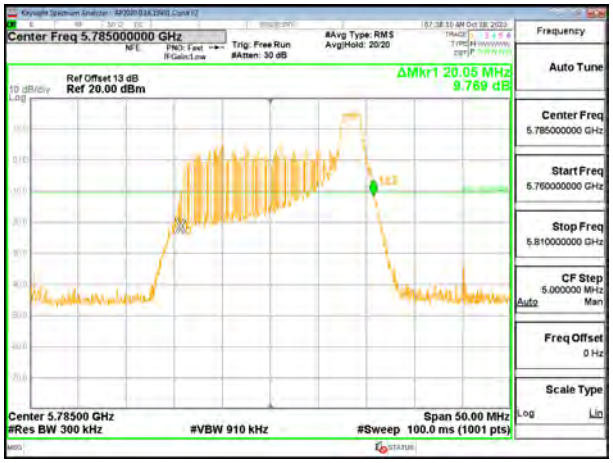

MID CHANNEL [ANT 5]

MID CHANNEL OBW

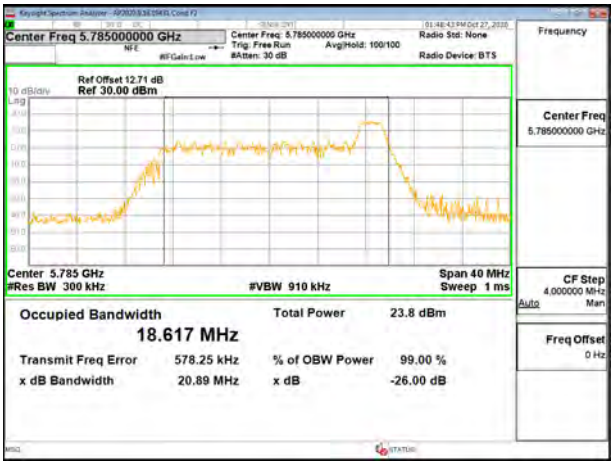

MID CHANNEL [ANT 6]

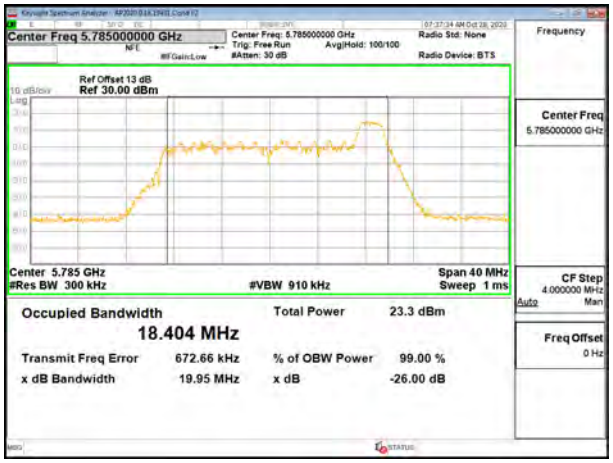

MID CHANNEL [ANT 5]

UL VERIFICATION SERVICES INC.
47173 Benicia Street, Fremont, CA 94538; USA TEL:(510) 319-4000 FAX:(510) 661-0888

This report shall not be reproduced except in full, without the written approval of UL Verification Services Inc.

2TX Antenna 6 + Antenna 5 CDD MODE: SU Mode

Channel	Frequency (MHz)	26 dB Bandwidth Antenna 6 (MHz)	26 dB Bandwidth Antenna 5 (MHz)	99% Bandwidth Antenna 6 (MHz)	99% Bandwidth Antenna 5 (MHz)
Low	5745	21.95	21.95	19.1480	19.0250
Mid	5785	22.20	21.90	19.0460	19.0320
High	5825	22.20	22.00	19.0300	19.0550

MID CHANNEL 26dB

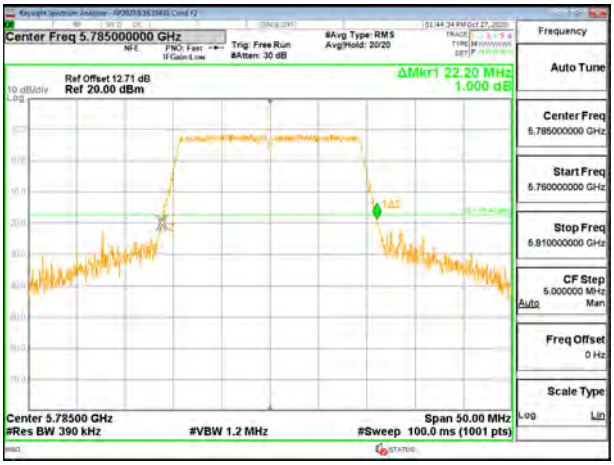

MID CHANNEL [ANT 6]

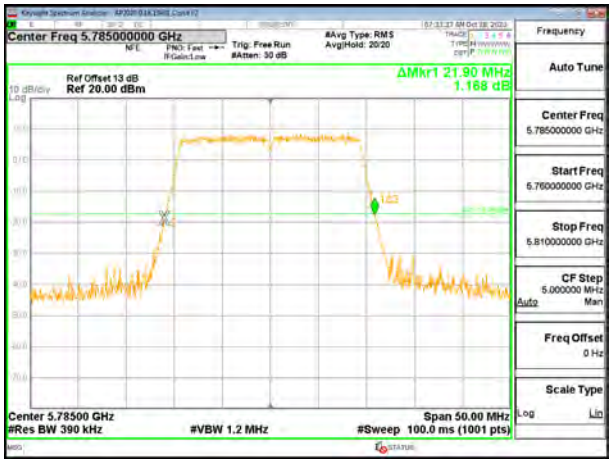

MID CHANNEL [ANT 5]

MID CHANNEL OBW

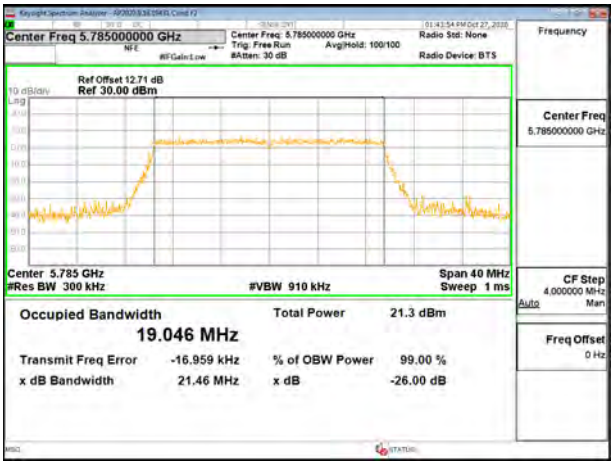

MID CHANNEL [ANT 6]

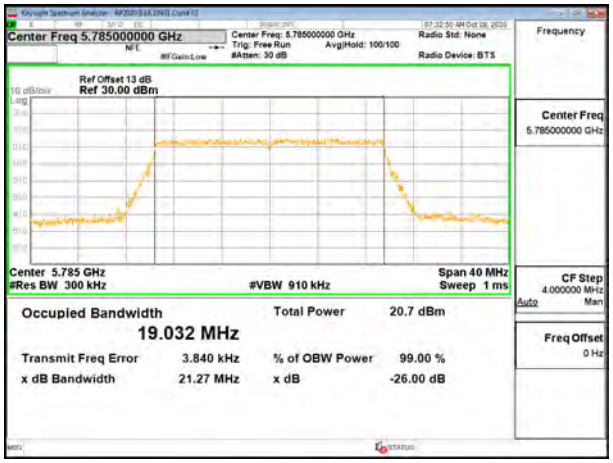

MID CHANNEL [ANT 5]

UL VERIFICATION SERVICES INC.
47173 Benicia Street, Fremont, CA 94538; USA TEL:(510) 319-4000 FAX:(510) 661-0888

This report shall not be reproduced except in full, without the written approval of UL Verification Services Inc.

9.2.23. 802.11ax HE40 MODE IN THE 5.8 GHz BAND

1TX Antenna 6 MODE: 26 Tones, RU Index 0

Channel	Frequency (MHz)	26 dB Bandwidth (MHz)	99% Bandwidth (MHz)
Low	5755	20.40	18.2510
High	5795	20.00	18.2500

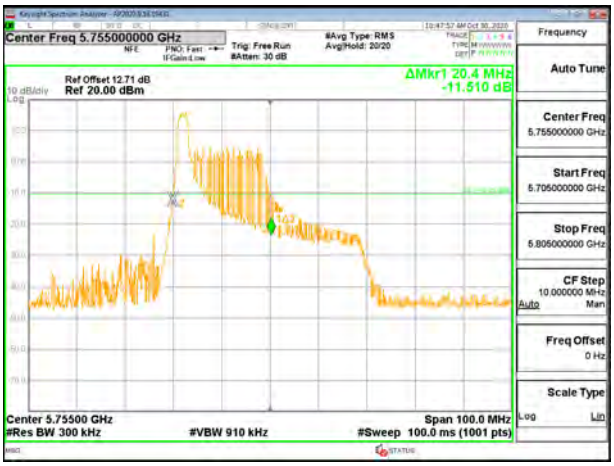

LOW CHANNEL 26dB

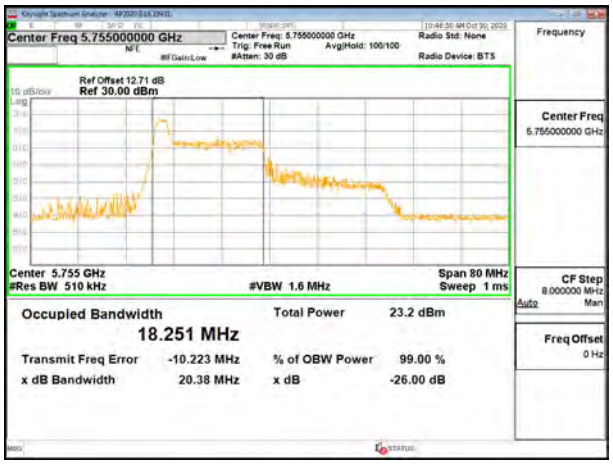

LOW CHANNEL OBW

1TX Antenna 6 MODE: 26 Tones, RU Index 8

Channel	Frequency (MHz)	26 dB Bandwidth (MHz)	99% Bandwidth (MHz)
Low	5755	23.30	21.1330
High	5795	22.80	21.3130

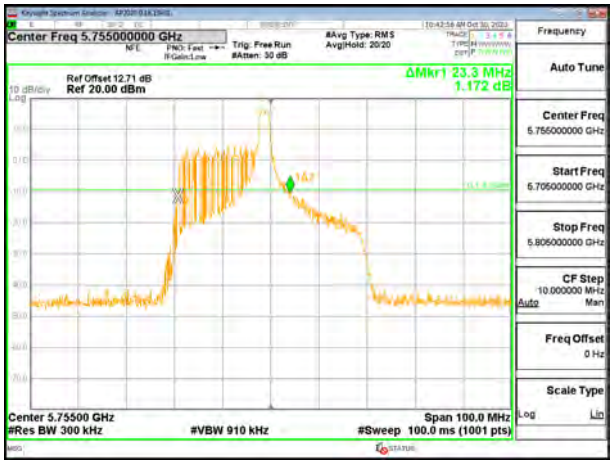

LOW CHANNEL 26dB

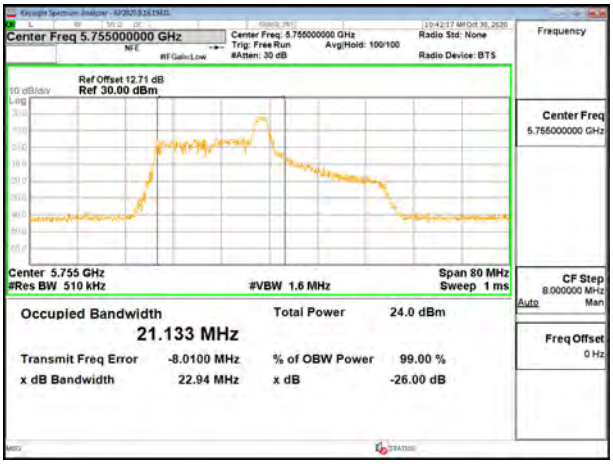

LOW CHANNEL OBW

UL VERIFICATION SERVICES INC.
47173 Benicia Street, Fremont, CA 94538; USA TEL:(510) 319-4000 FAX:(510) 661-0888

This report shall not be reproduced except in full, without the written approval of UL Verification Services Inc.

1TX Antenna 6 MODE: 26 Tones, RU Index 17

Channel	Frequency (MHz)	26 dB Bandwidth (MHz)	99% Bandwidth (MHz)
Low	5755	20.20	18.2210
High	5795	20.20	18.2060

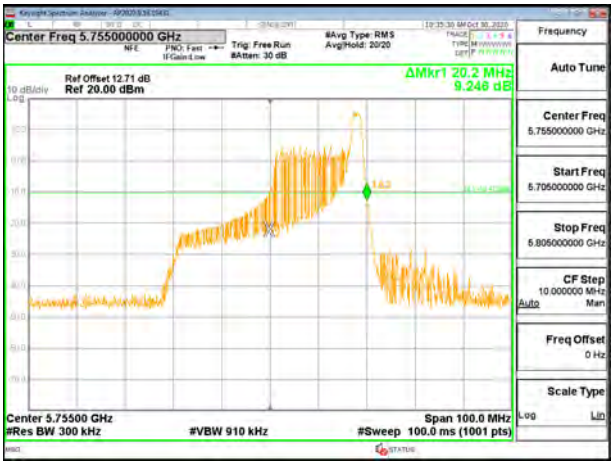

LOW CHANNEL 26dB

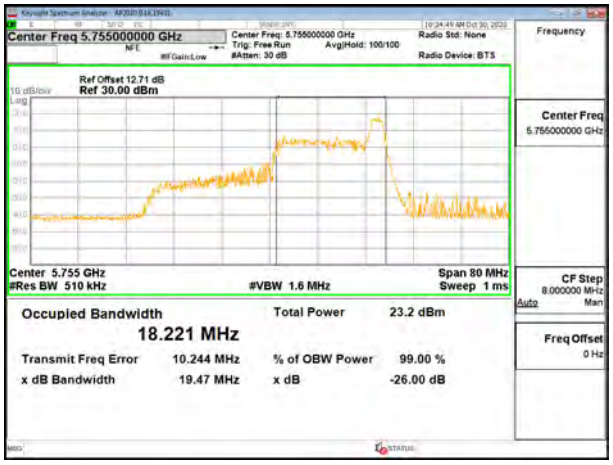

LOW CHANNEL OBW

1TX Antenna 6 MODE: SU Mode

Channel	Frequency (MHz)	26 dB Bandwidth (MHz)	99% Bandwidth (MHz)
Low	5755	40.90	37.5770
High	5795	41.10	37.5830

LOW CHANNEL 26dB

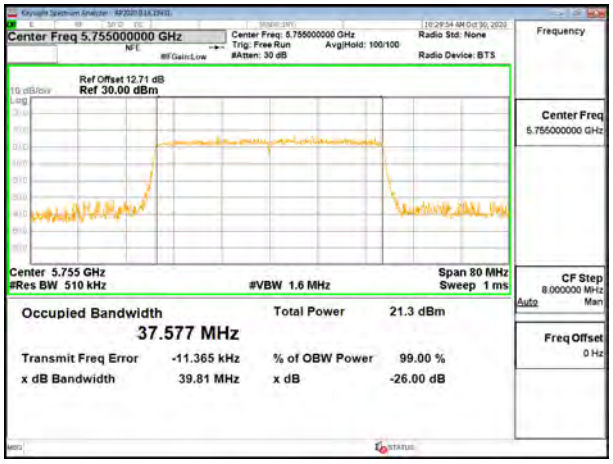

LOW CHANNEL OBW

UL VERIFICATION SERVICES INC.
47173 Benicia Street, Fremont, CA 94538; USA TEL:(510) 319-4000 FAX:(510) 661-0888

This report shall not be reproduced except in full, without the written approval of UL Verification Services Inc.

1TX Antenna 5 MODE: 26 Tones, RU Index 0

Channel	Frequency (MHz)	26 dB Bandwidth (MHz)	99% Bandwidth (MHz)
Low	5755	20.20	18.3940
High	5795	20.10	18.3290

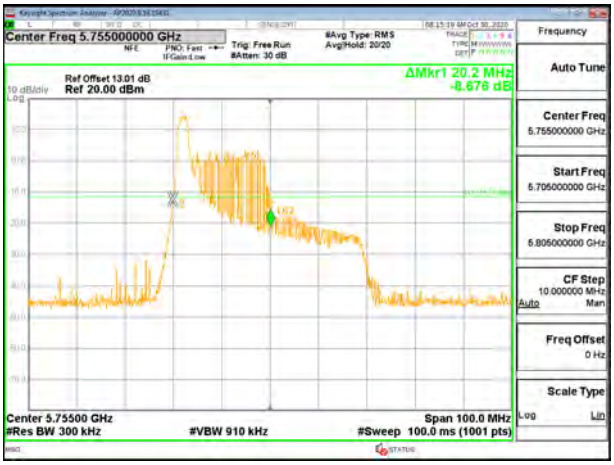

LOW CHANNEL 26dB

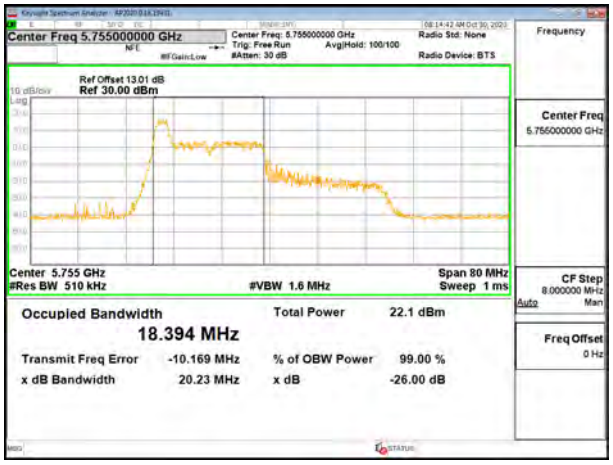

LOW CHANNEL OBW

1TX Antenna 5 MODE: 26 Tones, RU Index 8

Channel	Frequency (MHz)	26 dB Bandwidth (MHz)	99% Bandwidth (MHz)
Low	5755	22.80	21.4260
High	5795	22.70	21.3460

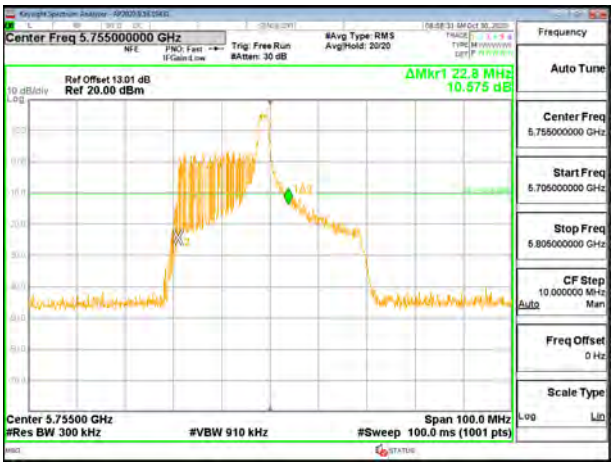

LOW CHANNEL 26dB

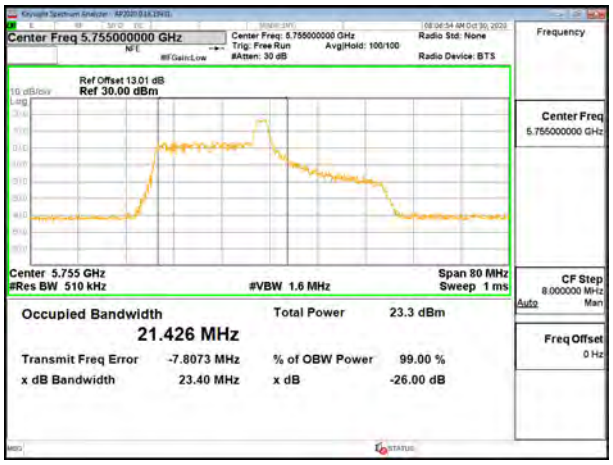

LOW CHANNEL OBW

UL VERIFICATION SERVICES INC.
47173 Benicia Street, Fremont, CA 94538; USA TEL:(510) 319-4000 FAX:(510) 661-0888

This report shall not be reproduced except in full, without the written approval of UL Verification Services Inc.

1TX Antenna 5 MODE: 26 Tones, RU Index 17

Channel	Frequency (MHz)	26 dB Bandwidth (MHz)	99% Bandwidth (MHz)
Low	5755	19.40	18.2900
High	5795	20.30	18.3790

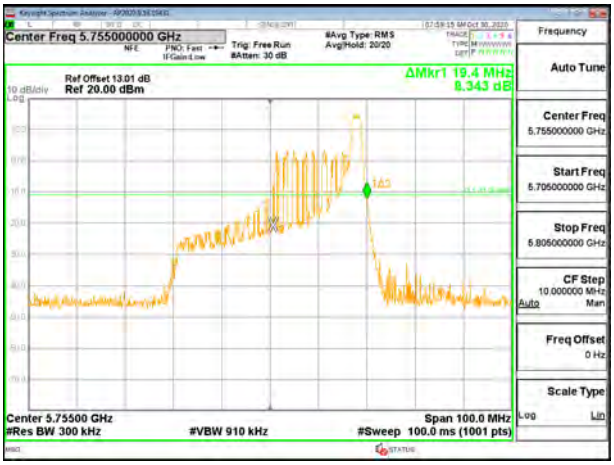

LOW CHANNEL 26dB

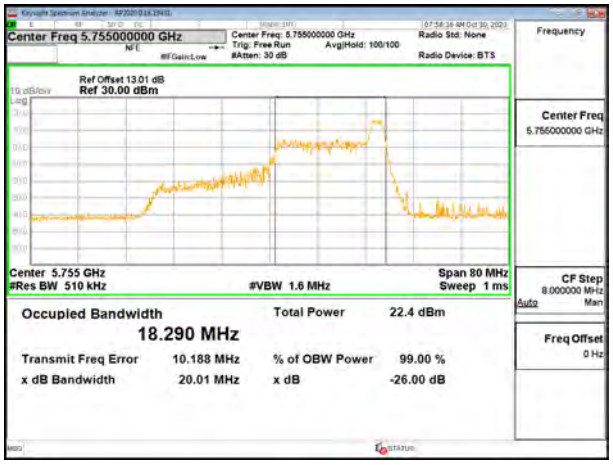

LOW CHANNEL OBW

1TX Antenna 5 MODE: SU Mode

Channel	Frequency (MHz)	26 dB Bandwidth (MHz)	99% Bandwidth (MHz)
Low	5755	41.00	37.5360
High	5795	40.90	37.6320

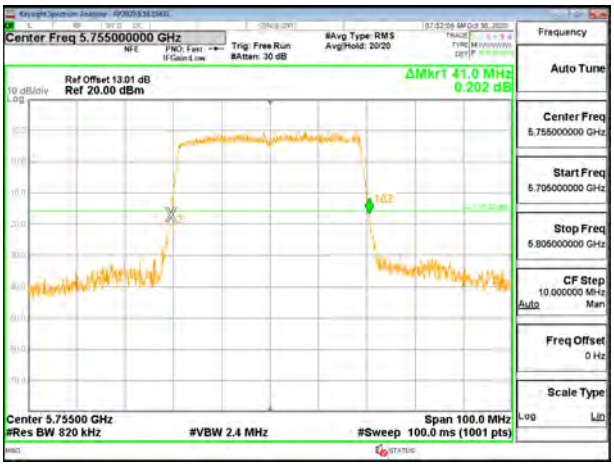

LOW CHANNEL 26dB

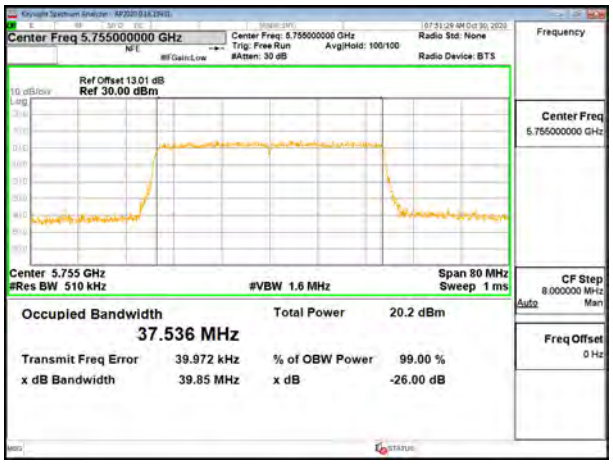

LOW CHANNEL OBW

UL VERIFICATION SERVICES INC.
47173 Benicia Street, Fremont, CA 94538; USA TEL:(510) 319-4000 FAX:(510) 661-0888

This report shall not be reproduced except in full, without the written approval of UL Verification Services Inc.

2TX Antenna 6 + Antenna 5 CDD MODE: 26 Tones, RU Index 0

Channel	Frequency (MHz)	26 dB Bandwidth Antenna 6 (MHz)	26 dB Bandwidth Antenna 5 (MHz)	99% Bandwidth Antenna 6 (MHz)	99% Bandwidth Antenna 5 (MHz)
Low	5755	20.40	19.60	18.3740	18.0340
High	5795	20.00	19.30	18.1070	18.0650

LOW CHANNEL 26dB

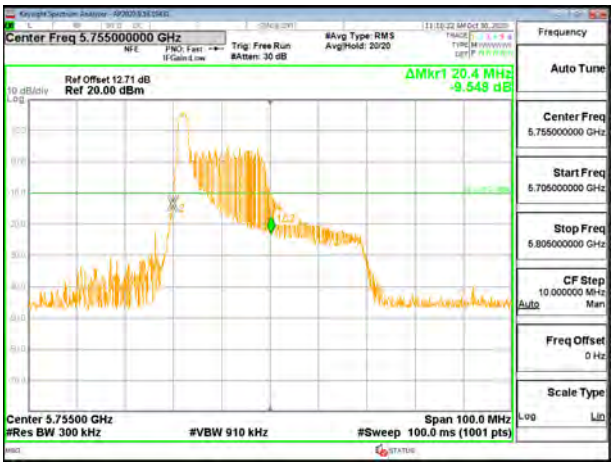

LOW CHANNEL [ANT 6]

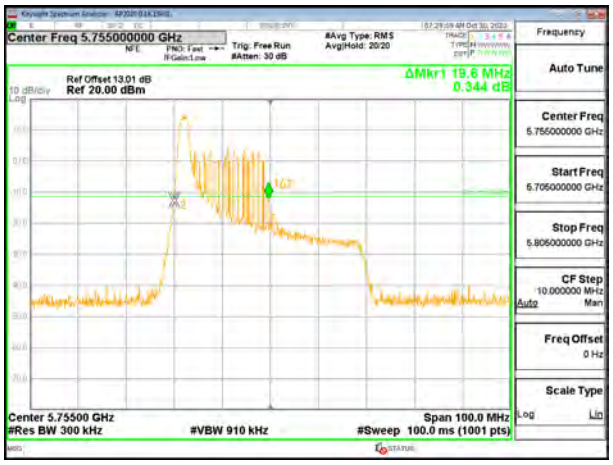

LOW CHANNEL [ANT 5]

LOW CHANNEL OBW

LOW CHANNEL [ANT 6]

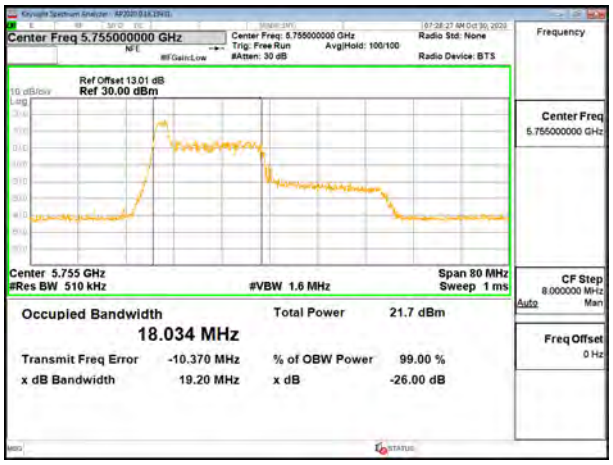

LOW CHANNEL [ANT 5]

UL VERIFICATION SERVICES INC.
47173 Benicia Street, Fremont, CA 94538; USA TEL:(510) 319-4000 FAX:(510) 661-0888

This report shall not be reproduced except in full, without the written approval of UL Verification Services Inc.

2TX Antenna 6 + Antenna 5 CDD MODE: 26 Tones, RU Index 8

Channel	Frequency (MHz)	26 dB Bandwidth Antenna 6 (MHz)	26 dB Bandwidth Antenna 5 (MHz)	99% Bandwidth Antenna 6 (MHz)	99% Bandwidth Antenna 5 (MHz)
Low	5755	22.40	22.00	21.1290	21.1190
High	5795	22.80	22.50	21.0520	21.0930

LOW CHANNEL 26dB

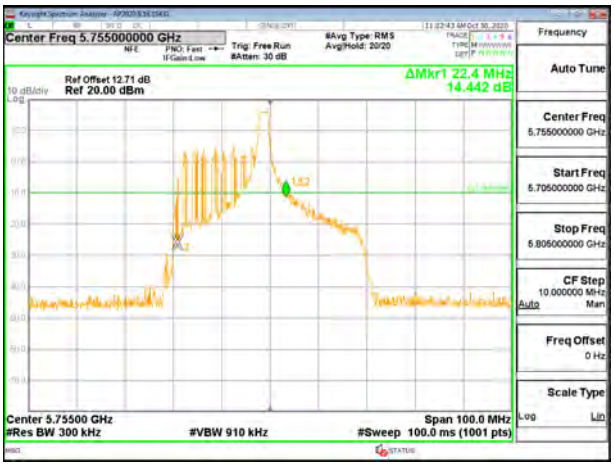

LOW CHANNEL [ANT 6]

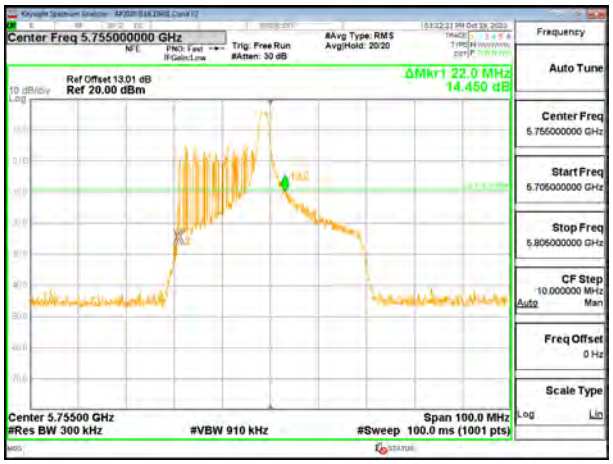

LOW CHANNEL [ANT 5]

LOW CHANNEL OBW

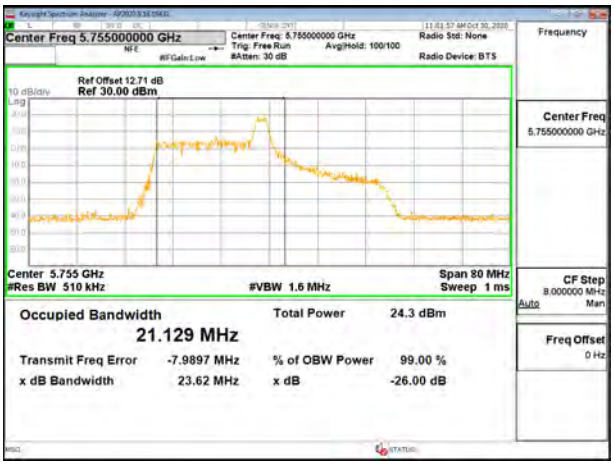

LOW CHANNEL [ANT 6]

LOW CHANNEL [ANT 5]

UL VERIFICATION SERVICES INC.
47173 Benicia Street, Fremont, CA 94538; USA TEL:(510) 319-4000 FAX:(510) 661-0888

This report shall not be reproduced except in full, without the written approval of UL Verification Services Inc.

2TX Antenna 6 + Antenna 5 CDD MODE: 26 Tones, RU Index 17

Channel	Frequency (MHz)	26 dB Bandwidth Antenna 6 (MHz)	26 dB Bandwidth Antenna 5 (MHz)	99% Bandwidth Antenna 6 (MHz)	99% Bandwidth Antenna 5 (MHz)
Low	5755	20.00	19.20	18.3550	18.1440
High	5795	20.00	19.30	18.2280	18.1530

LOW CHANNEL 26dB

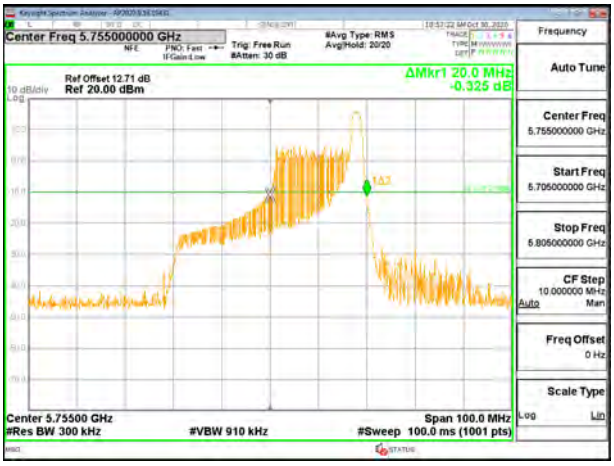

LOW CHANNEL [ANT 6]

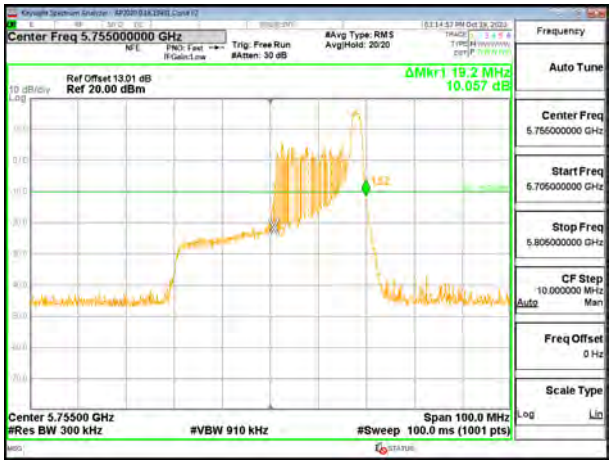

LOW CHANNEL [ANT 5]

LOW CHANNEL OBW

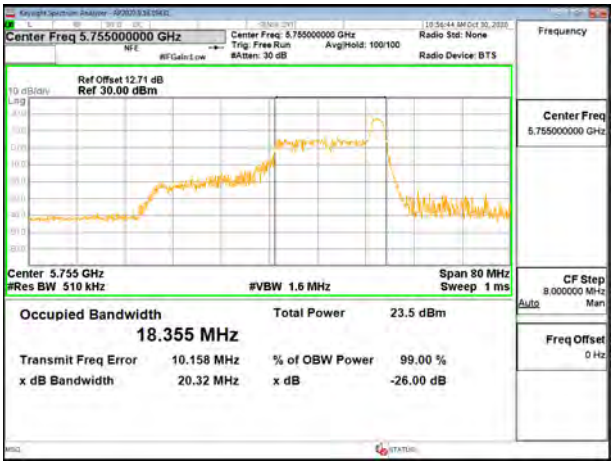

LOW CHANNEL [ANT 6]

LOW CHANNEL [ANT 5]

UL VERIFICATION SERVICES INC.
47173 Benicia Street, Fremont, CA 94538; USA TEL:(510) 319-4000 FAX:(510) 661-0888

This report shall not be reproduced except in full, without the written approval of UL Verification Services Inc.

2TX Antenna 6 + Antenna 5 CDD MODE: SU Mode

Channel	Frequency (MHz)	26 dB Bandwidth Antenna 6 (MHz)	26 dB Bandwidth Antenna 5 (MHz)	99% Bandwidth Antenna 6 (MHz)	99% Bandwidth Antenna 5 (MHz)
Low	5755	41.10	41.00	37.5940	37.5770
High	5795	40.90	40.70	37.5760	37.5760

LOW CHANNEL 26dB

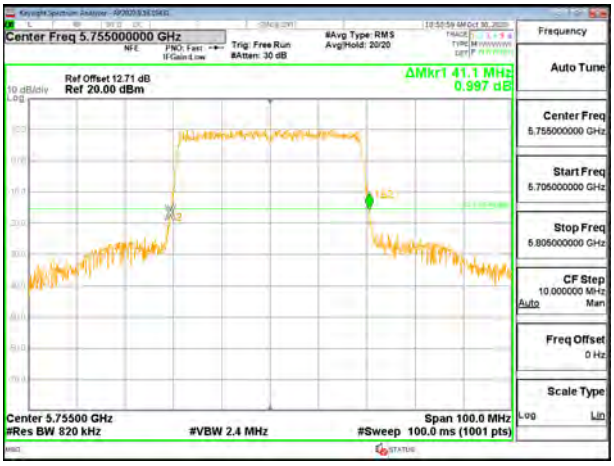

LOW CHANNEL [ANT 6]

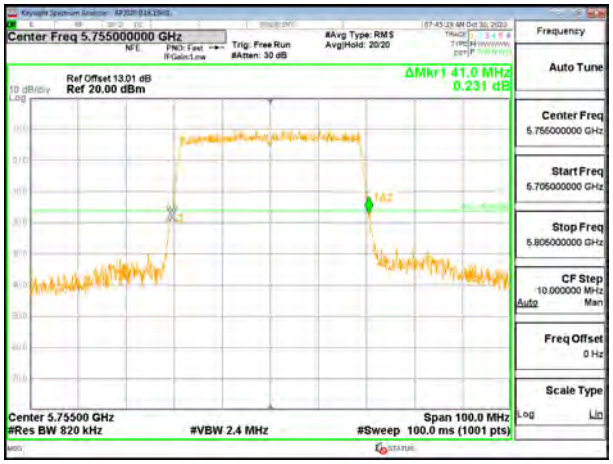

LOW CHANNEL [ANT 5]

LOW CHANNEL OBW

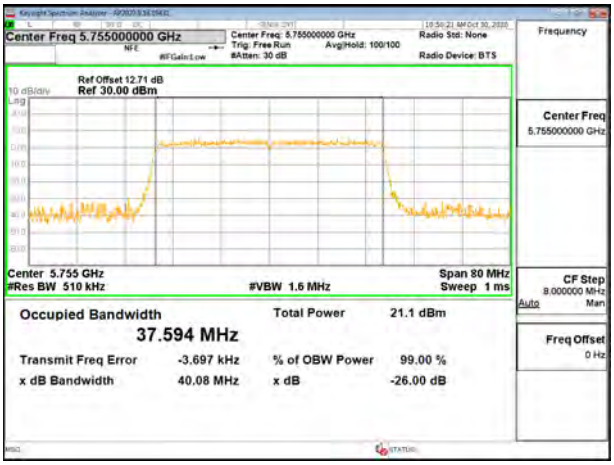

LOW CHANNEL [ANT 6]

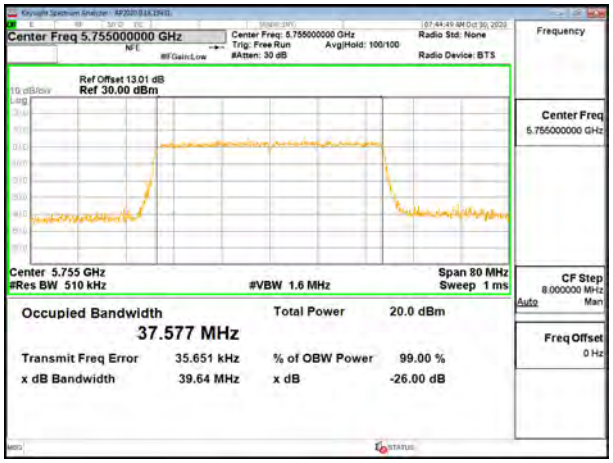

LOW CHANNEL [ANT 5]

UL VERIFICATION SERVICES INC.
47173 Benicia Street, Fremont, CA 94538; USA TEL:(510) 319-4000 FAX:(510) 661-0888

This report shall not be reproduced except in full, without the written approval of UL Verification Services Inc.

9.2.24. 802.11ax HE80 MODE IN THE 5.8 GHz BAND

1TX Antenna 6 MODE: 26 Tones, RU Index 0

Channel	Frequency (MHz)	26 dB Bandwidth (MHz)	99% Bandwidth (MHz)
Mid	5775	19.80	17.9970

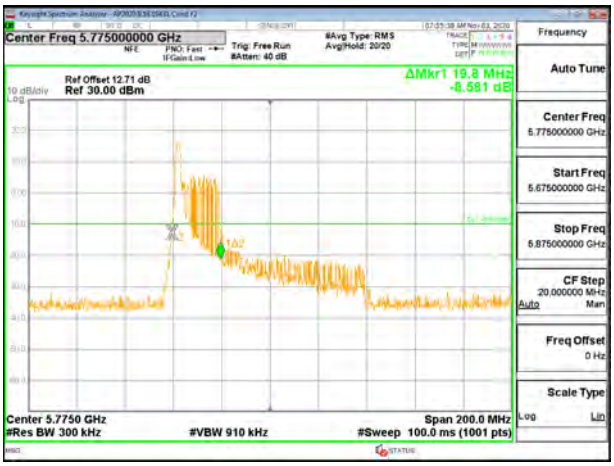

MID CHANNEL 26dB

MID CHANNEL OBW

1TX Antenna 6 MODE: 26 Tones, RU Index 18

Channel	Frequency (MHz)	26 dB Bandwidth (MHz)	99% Bandwidth (MHz)
Mid	5775	39.60	36.8460

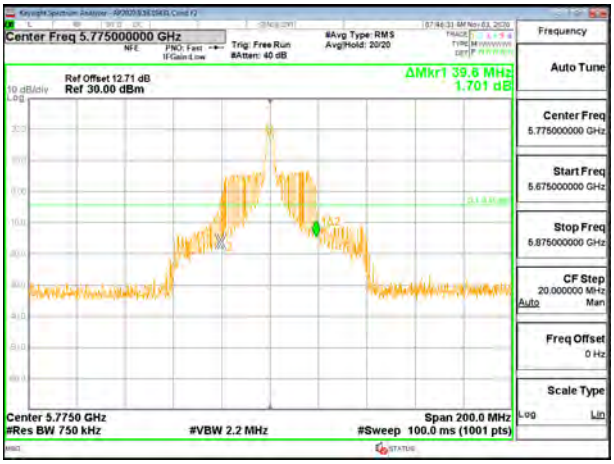

MID CHANNEL 26dB

MID CHANNEL OBW

UL VERIFICATION SERVICES INC.
47173 Benicia Street, Fremont, CA 94538; USA TEL:(510) 319-4000 FAX:(510) 661-0888

This report shall not be reproduced except in full, without the written approval of UL Verification Services Inc.

1TX Antenna 6 MODE: 26 Tones, RU Index 36

Channel	Frequency (MHz)	26 dB Bandwidth (MHz)	99% Bandwidth (MHz)
Mid	5775	21.20	18.5040

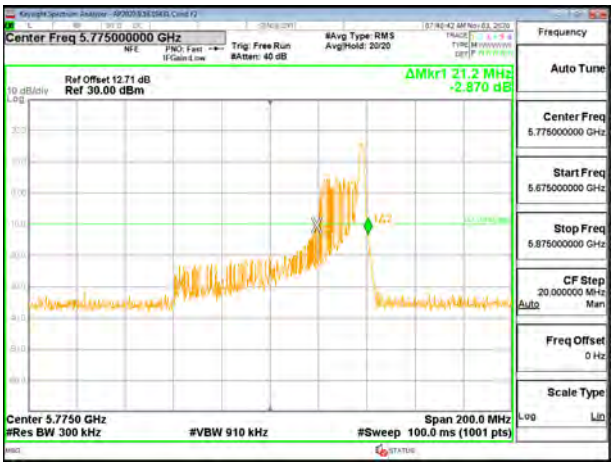

MID CHANNEL 26dB

MID CHANNEL OBW

1TX Antenna 6 MODE: SU Mode

Channel	Frequency (MHz)	26 dB Bandwidth (MHz)	99% Bandwidth (MHz)
Mid	5775	83.20	76.9990

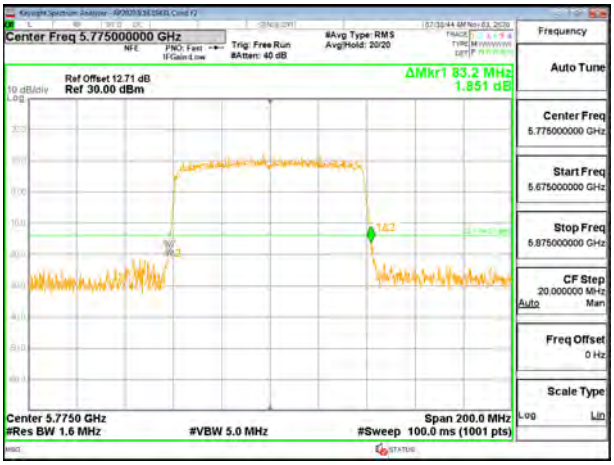

MID CHANNEL 26dB

MID CHANNEL OBW

UL VERIFICATION SERVICES INC.
47173 Benicia Street, Fremont, CA 94538; USA TEL:(510) 319-4000 FAX:(510) 661-0888

This report shall not be reproduced except in full, without the written approval of UL Verification Services Inc.

1TX Antenna 5 MODE: 26 Tones, RU Index 0

Channel	Frequency (MHz)	26 dB Bandwidth (MHz)	99% Bandwidth (MHz)
Mid	5775	19.40	18.1690

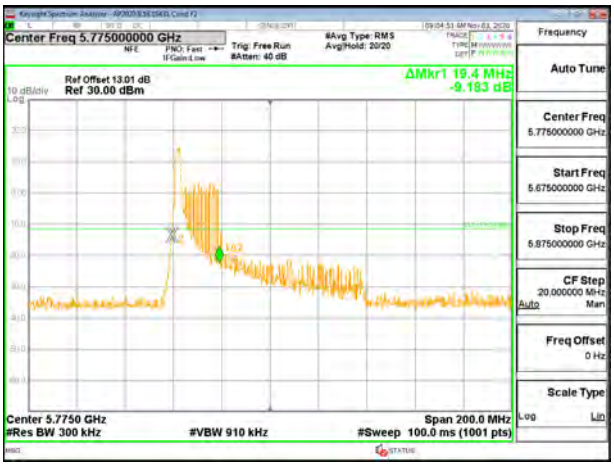

MID CHANNEL 26dB

MID CHANNEL OBW

1TX Antenna 5 MODE: 26 Tones, RU Index 18

Channel	Frequency (MHz)	26 dB Bandwidth (MHz)	99% Bandwidth (MHz)
Mid	5775	39.60	36.6730

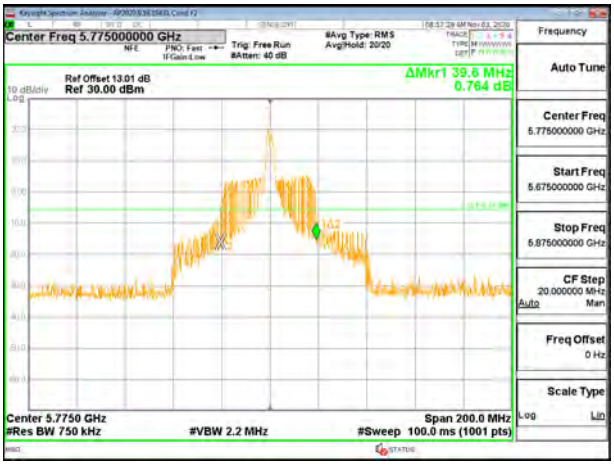

MID CHANNEL 26dB

MID CHANNEL OBW

UL VERIFICATION SERVICES INC.
47173 Benicia Street, Fremont, CA 94538; USA TEL:(510) 319-4000 FAX:(510) 661-0888

This report shall not be reproduced except in full, without the written approval of UL Verification Services Inc.

1TX Antenna 5 MODE: 26 Tones, RU Index 36

Channel	Frequency (MHz)	26 dB Bandwidth (MHz)	99% Bandwidth (MHz)
Mid	5775	20.80	18.1940

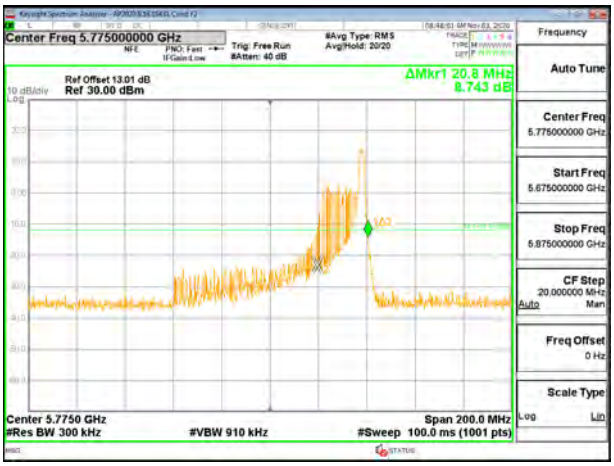

MID CHANNEL 26dB

MID CHANNEL OBW

1TX Antenna 5 MODE: SU Mode

Channel	Frequency (MHz)	26 dB Bandwidth (MHz)	99% Bandwidth (MHz)
Mid	5775	83.20	76.9940

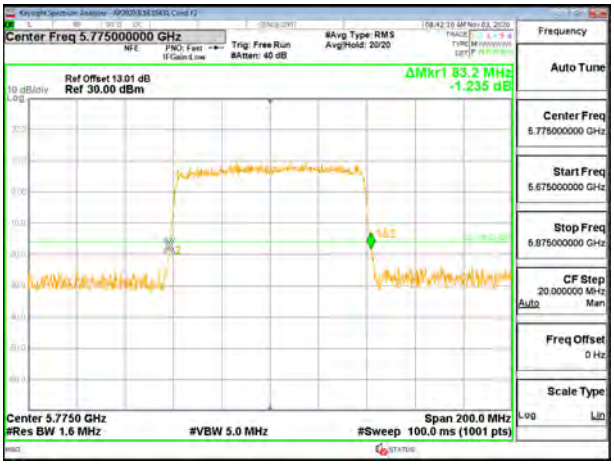

MID CHANNEL 26dB

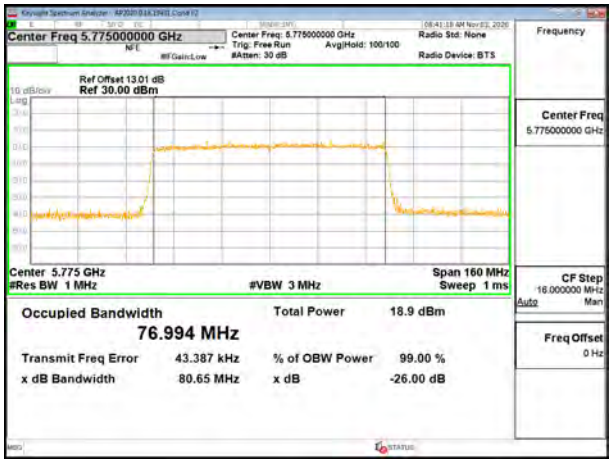

MID CHANNEL OBW

UL VERIFICATION SERVICES INC.
47173 Benicia Street, Fremont, CA 94538; USA TEL:(510) 319-4000 FAX:(510) 661-0888

This report shall not be reproduced except in full, without the written approval of UL Verification Services Inc.

2TX Antenna 6 + Antenna 5 CDD MODE: 26 Tones, RU Index 0

Channel	Frequency (MHz)	26 dB Bandwidth Antenna 6 (MHz)	26 dB Bandwidth Antenna 5 (MHz)	99% Bandwidth Antenna 6 (MHz)	99% Bandwidth Antenna 5 (MHz)
Mid	5775	19.80	19.40	18.1040	17.9600

MID CHANNEL 26dB

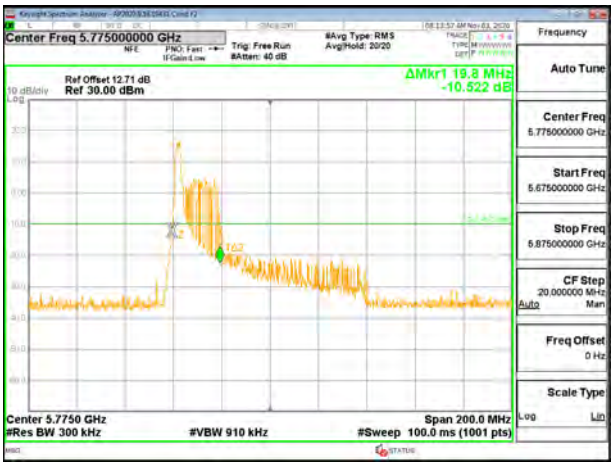

MID CHANNEL [ANT 6]

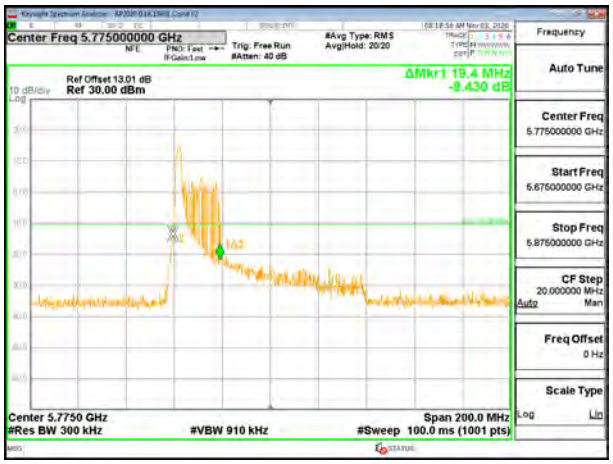

MID CHANNEL [ANT 5]

MID CHANNEL OBW

MID CHANNEL [ANT 6]

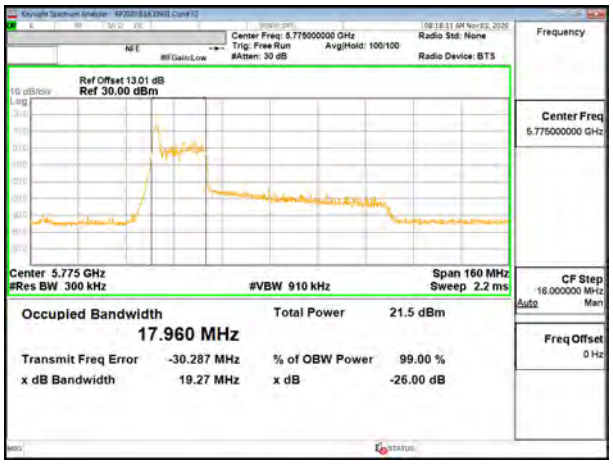

MID CHANNEL [ANT 5]

UL VERIFICATION SERVICES INC.
47173 Benicia Street, Fremont, CA 94538; USA TEL:(510) 319-4000 FAX:(510) 661-0888

This report shall not be reproduced except in full, without the written approval of UL Verification Services Inc.

2TX Antenna 6 + Antenna 5 CDD MODE: 26 Tones, RU Index 18

Channel	Frequency (MHz)	26 dB Bandwidth Antenna 6 (MHz)	26 dB Bandwidth Antenna 5 (MHz)	99% Bandwidth Antenna 6 (MHz)	99% Bandwidth Antenna 5 (MHz)
Mid	5775	41.20	38.00	36.8820	36.1960

MID CHANNEL 26dB

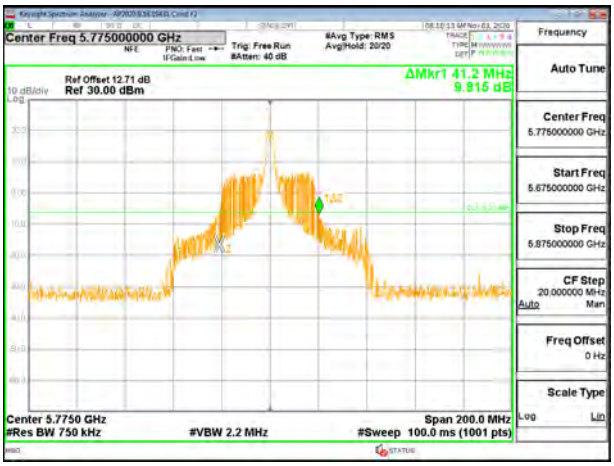

MID CHANNEL [ANT 6]

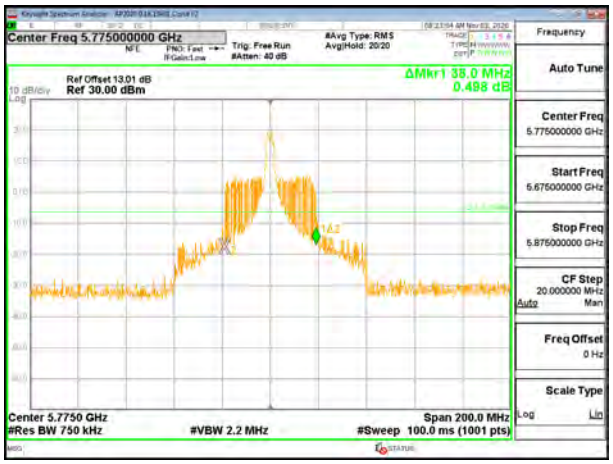

MID CHANNEL [ANT 5]

MID CHANNEL OBW

MID CHANNEL [ANT 6]

MID CHANNEL [ANT 5]

UL VERIFICATION SERVICES INC.
47173 Benicia Street, Fremont, CA 94538; USA TEL:(510) 319-4000 FAX:(510) 661-0888

This report shall not be reproduced except in full, without the written approval of UL Verification Services Inc.

2TX Antenna 6 + Antenna 5 CDD MODE: 26 Tones, RU Index 36

Channel	Frequency (MHz)	26 dB Bandwidth Antenna 6 (MHz)	26 dB Bandwidth Antenna 5 (MHz)	99% Bandwidth Antenna 6 (MHz)	99% Bandwidth Antenna 5 (MHz)
Mid	5775	20.60	19.40	18.1690	17.8960

MID CHANNEL 26dB

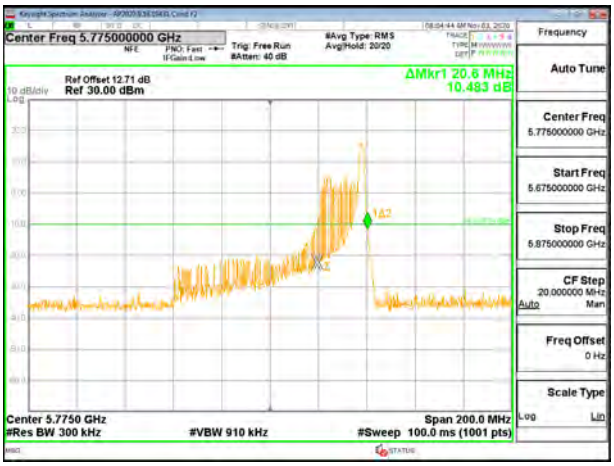

MID CHANNEL [ANT 6]

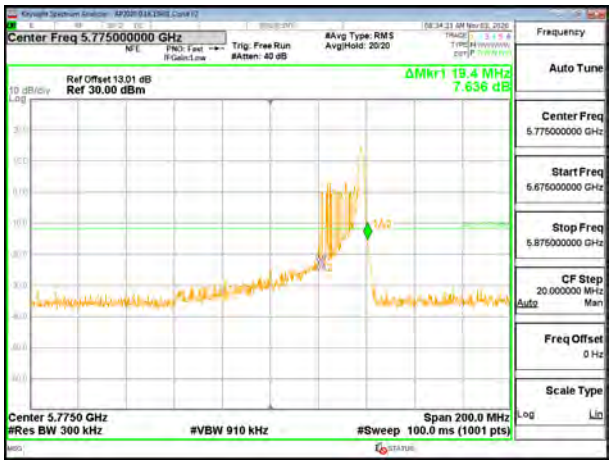

MID CHANNEL [ANT 5]

MID CHANNEL OBW

MID CHANNEL [ANT 6]

MID CHANNEL [ANT 5]

UL VERIFICATION SERVICES INC.
47173 Benicia Street, Fremont, CA 94538; USA TEL:(510) 319-4000 FAX:(510) 661-0888

This report shall not be reproduced except in full, without the written approval of UL Verification Services Inc.

2TX Antenna 6 + Antenna 5 CDD MODE: SU Mode

Channel	Frequency (MHz)	26 dB Bandwidth Antenna 6 (MHz)	26 dB Bandwidth Antenna 5 (MHz)	99% Bandwidth Antenna 6 (MHz)	99% Bandwidth Antenna 5 (MHz)
Mid	5775	83.00	82.80	77.0630	77.0040

MID CHANNEL 26dB

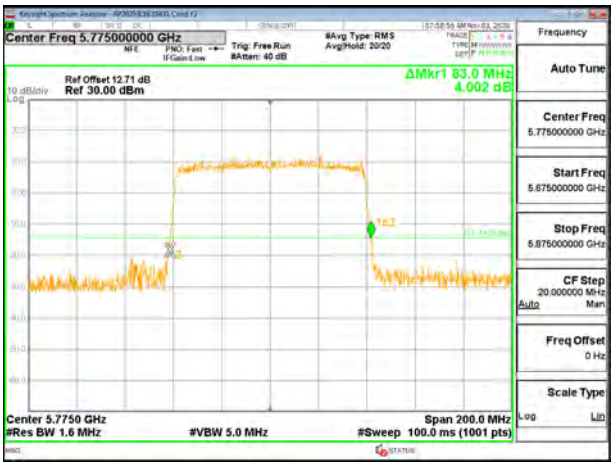

MID CHANNEL [ANT 6]

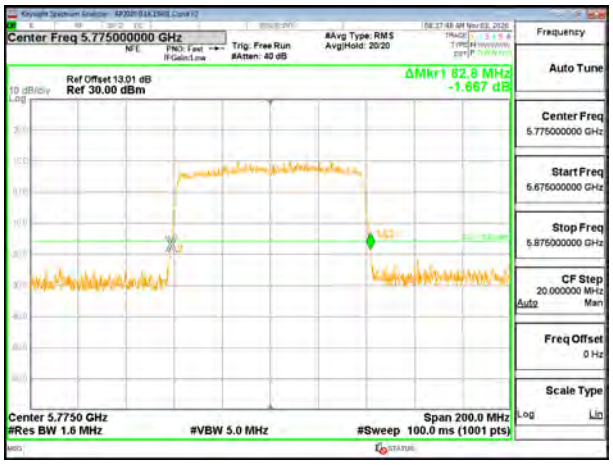

MID CHANNEL [ANT 5]

MID CHANNEL OBW

MID CHANNEL [ANT 6]

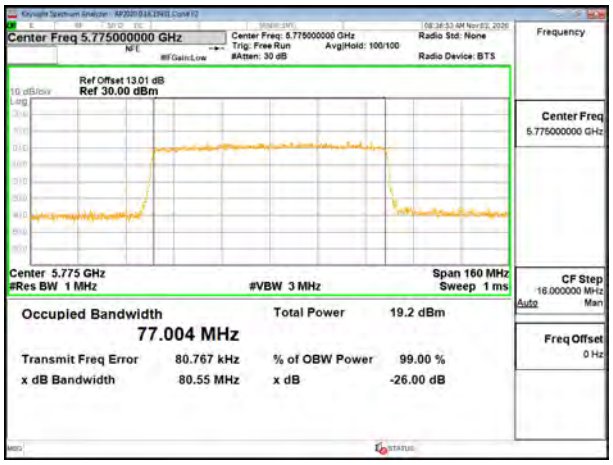

MID CHANNEL [ANT 5]

UL VERIFICATION SERVICES INC.
47173 Benicia Street, Fremont, CA 94538; USA TEL:(510) 319-4000 FAX:(510) 661-0888

This report shall not be reproduced except in full, without the written approval of UL Verification Services Inc.

9.3. 6 dB BANDWIDTH

LIMITS

FCC §15.407 (e)

RSS-247 6.2.4.1

The minimum 6 dB bandwidth shall be at least 500 kHz.

RESULTS

UL VERIFICATION SERVICES INC.
47173 Benicia Street, Fremont, CA 94538; USA TEL:(510) 319-4000 FAX:(510) 661-0888

This report shall not be reproduced except in full, without the written approval of UL Verification Services Inc.

9.3.1. 802.11n HT20 MODE IN THE 5.8 GHz BAND

1TX Antenna 6 MODE

Channel	Frequency (MHz)	6 dB Bandwidth (MHz)	Minimum Limit (MHz)
Low	5745	17.560	0.5
Mid	5785	17.615	0.5
High	5825	17.595	0.5
144	5720	3.830	0.5

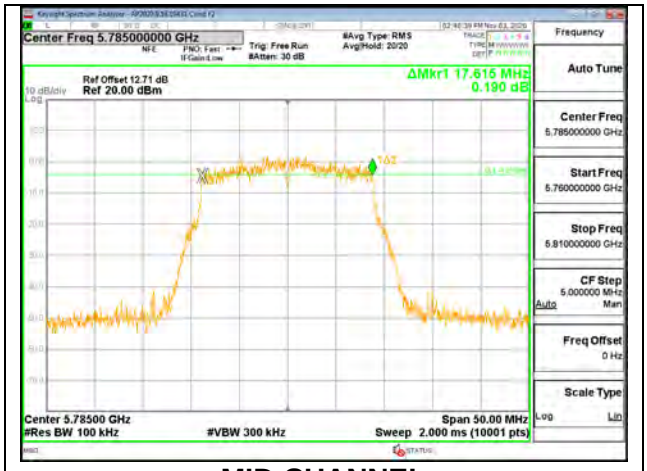

MID CHANNEL

1TX Antenna 5 MODE

Channel	Frequency (MHz)	6 dB Bandwidth (MHz)	Minimum Limit (MHz)
Low	5745	17.580	0.5
Mid	5785	17.575	0.5
High	5825	17.600	0.5
144	5720	3.835	0.5

MID CHANNEL

UL VERIFICATION SERVICES INC.
47173 Benicia Street, Fremont, CA 94538; USA TEL:(510) 319-4000 FAX:(510) 661-0888

This report shall not be reproduced except in full, without the written approval of UL Verification Services Inc.

2TX Antenna 6 + Antenna 5 CDD MODE

Channel	Frequency (MHz)	6 dB Bandwidth Antenna 6 (MHz)	6 dB Bandwidth Antenna 5 (MHz)	Minimum Limit (MHz)
Low	5745	16.295	17.285	0.5
Mid	5785	17.600	16.550	0.5
High	5825	17.560	17.610	0.5
144	5720	3.730	3.795	0.5

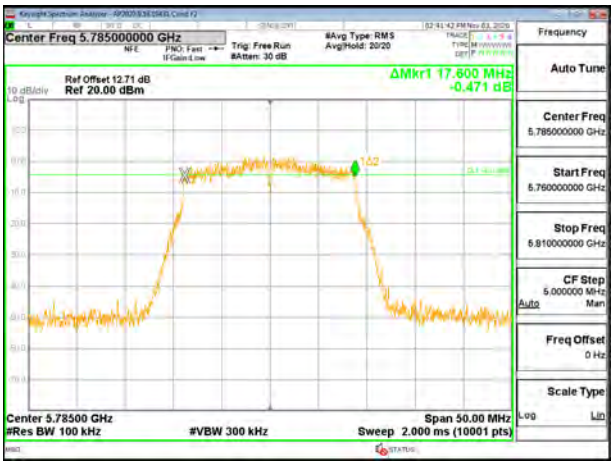

MID CHANNEL [ANT 6]

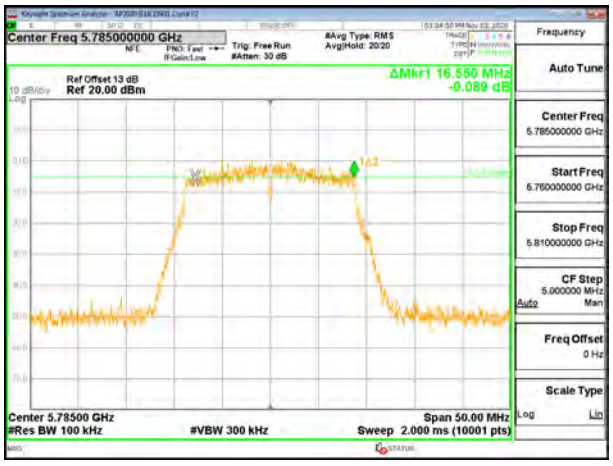

MID CHANNEL [ANT 5]

UL VERIFICATION SERVICES INC.
47173 Benicia Street, Fremont, CA 94538; USA TEL:(510) 319-4000 FAX:(510) 661-0888

This report shall not be reproduced except in full, without the written approval of UL Verification Services Inc.

9.3.2. 802.11n HT40 MODE IN THE 5.8 GHz BAND

1TX Antenna 6 MODE

Channel	Frequency (MHz)	6 dB Bandwidth (MHz)	Minimum Limit (MHz)
Low	5755	35.160	0.5
High	5795	35.070	0.5
142	5710	3.250	0.5

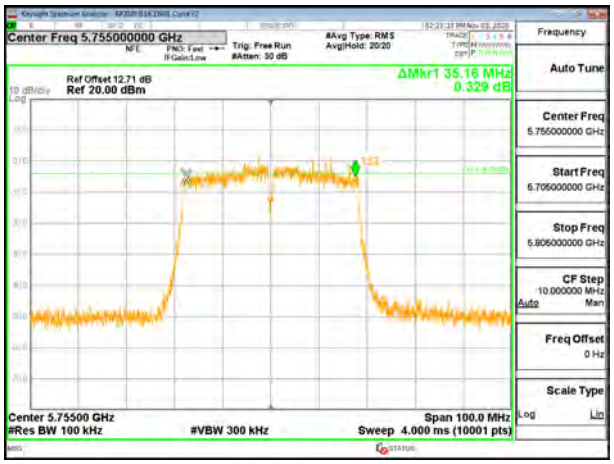

LOW CHANNEL

1TX Antenna 5 MODE

Channel	Frequency (MHz)	6 dB Bandwidth (MHz)	Minimum Limit (MHz)
Low	5755	36.320	0.5
High	5795	35.810	0.5
142	5710	3.190	0.5

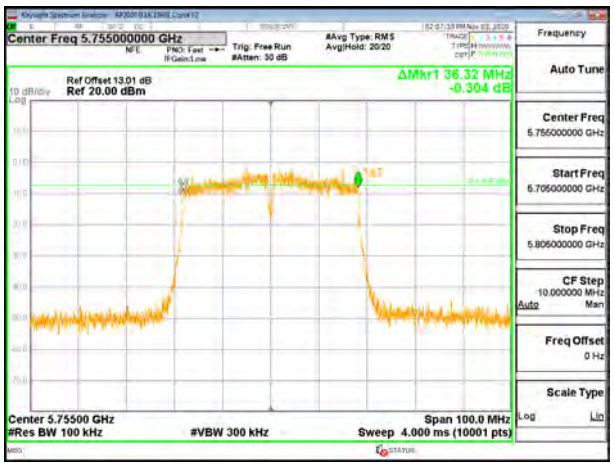

LOW CHANNEL

UL VERIFICATION SERVICES INC.
47173 Benicia Street, Fremont, CA 94538; USA TEL:(510) 319-4000 FAX:(510) 661-0888

This report shall not be reproduced except in full, without the written approval of UL Verification Services Inc.

2TX Antenna 6 + Antenna 5 CDD MODE

Channel	Frequency (MHz)	6 dB Bandwidth Antenna 6 (MHz)	6 dB Bandwidth Antenna 5 (MHz)	Minimum Limit (MHz)
Low	5755	36.320	35.490	0.5
High	5795	35.670	35.160	0.5
142	5710	2.870	3.210	0.5

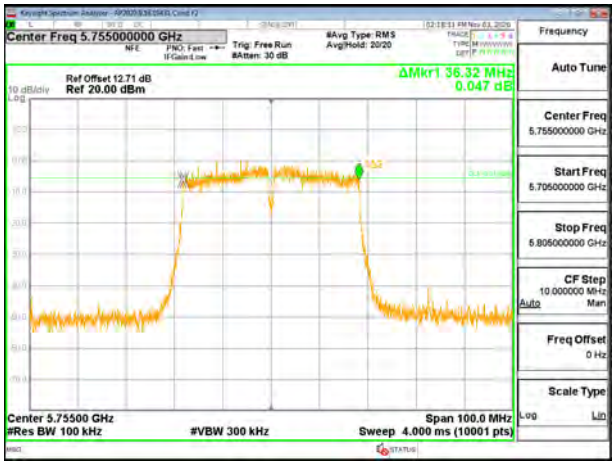

LOW CHANNEL [ANT 6]

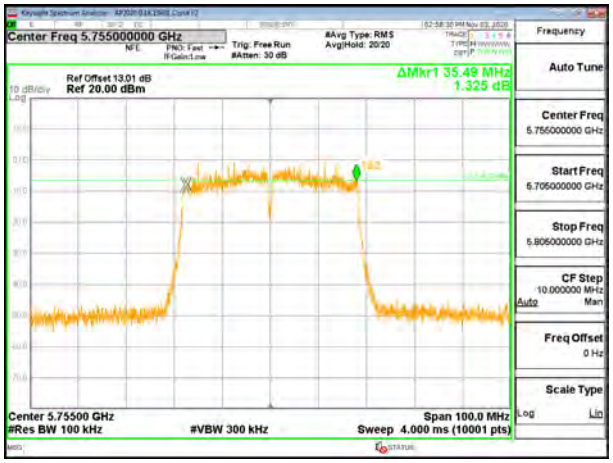

LOW CHANNEL [ANT 5]

UL VERIFICATION SERVICES INC.
47173 Benicia Street, Fremont, CA 94538; USA TEL:(510) 319-4000 FAX:(510) 661-0888

This report shall not be reproduced except in full, without the written approval of UL Verification Services Inc.

9.3.3. 802.11ac VHT80 MODE IN THE 5.8 GHz BAND

1TX Antenna 6 MODE

Channel	Frequency (MHz)	6 dB Bandwidth (MHz)	Minimum Limit (MHz)
Mid	5775	75.200	0.5
138	5690	3.260	0.5

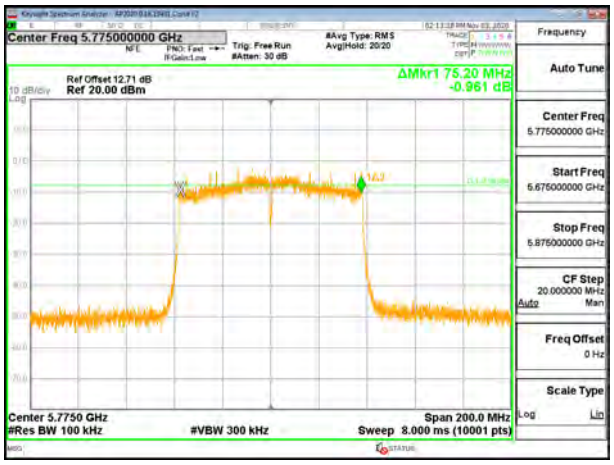

MID CHANNEL

1TX Antenna 5 MODE

Channel	Frequency (MHz)	6 dB Bandwidth (MHz)	Minimum Limit (MHz)
Mid	5775	75.140	0.5
138	5690	2.720	0.5

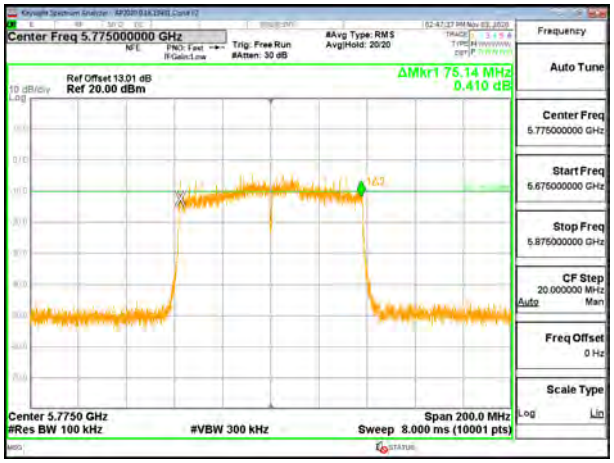

MID CHANNEL

UL VERIFICATION SERVICES INC.
47173 Benicia Street, Fremont, CA 94538; USA TEL:(510) 319-4000 FAX:(510) 661-0888

This report shall not be reproduced except in full, without the written approval of UL Verification Services Inc.

2TX Antenna 6 + Antenna 5 CDD MODE

Channel	Frequency (MHz)	6 dB Bandwidth Antenna 6 (MHz)	6 dB Bandwidth Antenna 5 (MHz)	Minimum Limit (MHz)
Mid	5775	75.160	73.940	0.5
138	5690	3.140	2.560	0.5

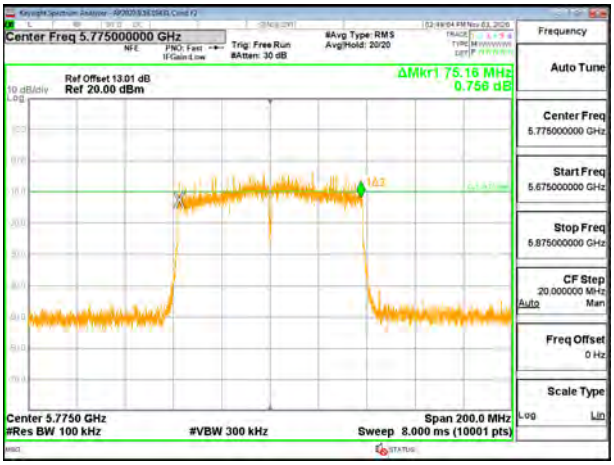

MID CHANNEL [ANT 6]

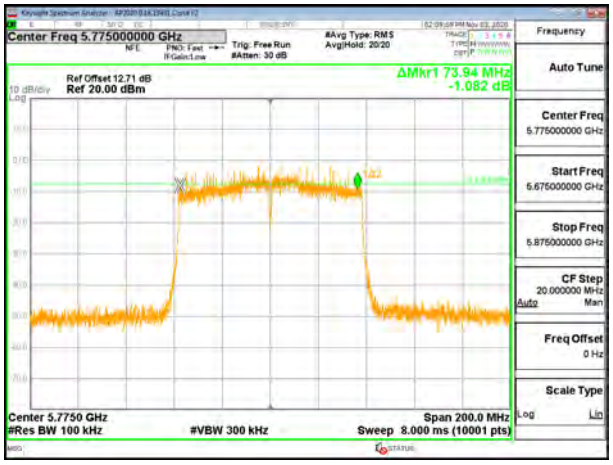

MID CHANNEL [ANT 5]

UL VERIFICATION SERVICES INC.
47173 Benicia Street, Fremont, CA 94538; USA TEL:(510) 319-4000 FAX:(510) 661-0888

This report shall not be reproduced except in full, without the written approval of UL Verification Services Inc.

9.3.4. 802.11ax HE20 MODE IN THE 5.8 GHz BAND

1TX Antenna 6 MODE: 26 Tones, RU Index 0

Channel	Frequency (MHz)	6 dB Bandwidth (MHz)	Minimum Limit (MHz)
Low	5745	2.060	0.5
Mid	5785	2.010	0.5
High	5825	2.040	0.5

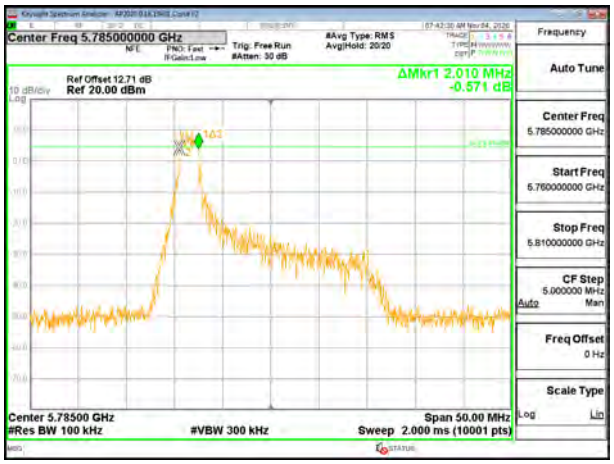

MID CHANNEL

1TX Antenna 6 MODE: 26 Tones, RU Index 4

Channel	Frequency (MHz)	6 dB Bandwidth (MHz)	Minimum Limit (MHz)
Low	5745	2.565	0.5
Mid	5785	2.565	0.5
High	5825	2.565	0.5

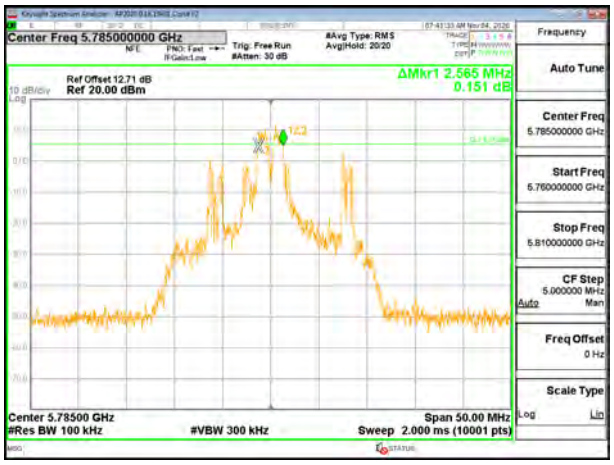

MID CHANNEL

UL VERIFICATION SERVICES INC.
47173 Benicia Street, Fremont, CA 94538; USA TEL:(510) 319-4000 FAX:(510) 661-0888

This report shall not be reproduced except in full, without the written approval of UL Verification Services Inc.

1TX Antenna 6 MODE: 26 Tones, RU Index 8

Channel	Frequency (MHz)	6 dB Bandwidth (MHz)	Minimum Limit (MHz)
Low	5745	2.015	0.5
Mid	5785	2.025	0.5
High	5825	1.975	0.5
144	5720	2.010	0.5

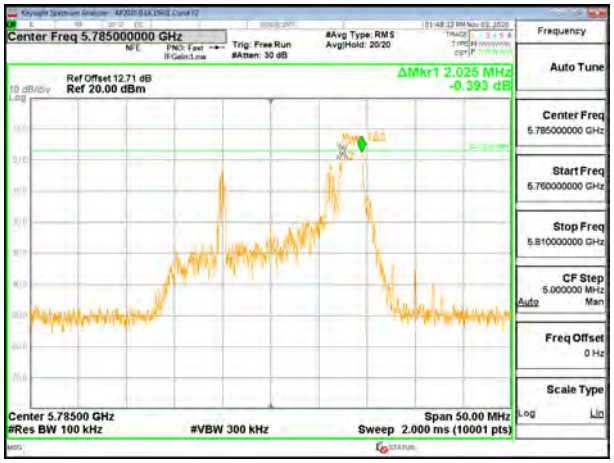

MID CHANNEL

1TX Antenna 6 MODE: SU Mode

Channel	Frequency (MHz)	6 dB Bandwidth (MHz)	Minimum Limit (MHz)
Low	5745	18.745	0.5
Mid	5785	19.025	0.5
High	5825	18.905	0.5
144	5720	4.555	0.5

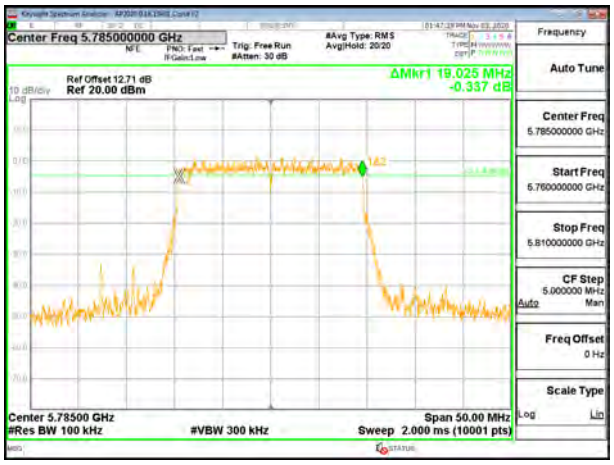

MID CHANNEL

UL VERIFICATION SERVICES INC.
47173 Benicia Street, Fremont, CA 94538; USA TEL:(510) 319-4000 FAX:(510) 661-0888

This report shall not be reproduced except in full, without the written approval of UL Verification Services Inc.

1TX Antenna 5 MODE: 26 Tones, RU Index 0

Channel	Frequency (MHz)	6 dB Bandwidth (MHz)	Minimum Limit (MHz)
Low	5745	2.055	0.5
Mid	5785	2.045	0.5
High	5825	2.015	0.5

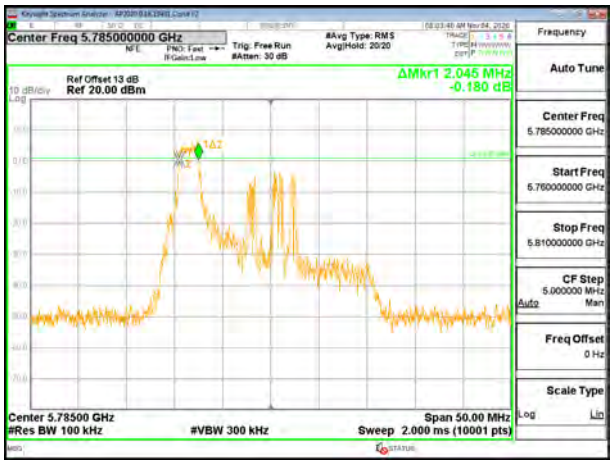

MID CHANNEL

1TX Antenna 5 MODE: 26 Tones, RU Index 4

Channel	Frequency (MHz)	6 dB Bandwidth (MHz)	Minimum Limit (MHz)
Low	5745	2.560	0.5
Mid	5785	2.560	0.5
High	5825	2.545	0.5

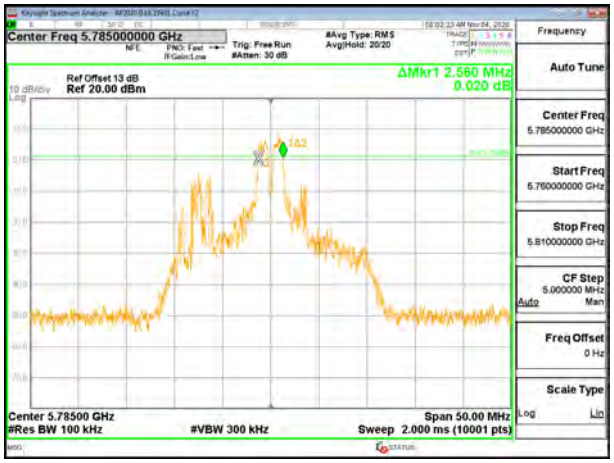

MID CHANNEL

UL VERIFICATION SERVICES INC.
47173 Benicia Street, Fremont, CA 94538; USA TEL:(510) 319-4000 FAX:(510) 661-0888

This report shall not be reproduced except in full, without the written approval of UL Verification Services Inc.

1TX Antenna 5 MODE: 26 Tones, RU Index 8

Channel	Frequency (MHz)	6 dB Bandwidth (MHz)	Minimum Limit (MHz)
Low	5745	2.065	0.5
Mid	5785	2.025	0.5
High	5825	2.000	0.5
144	5720	2.030	0.5

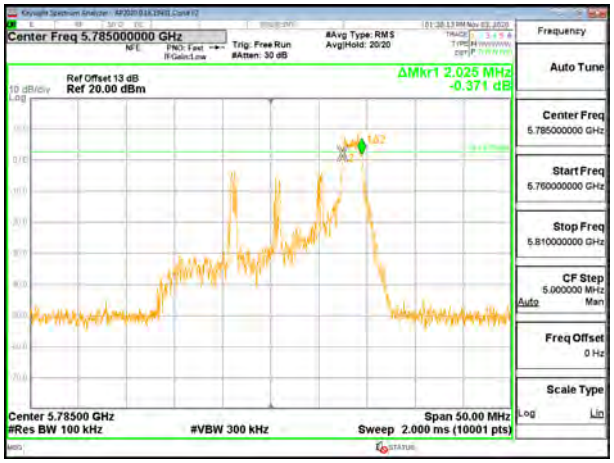

MID CHANNEL

1TX Antenna 5 MODE: SU Mode

Channel	Frequency (MHz)	6 dB Bandwidth (MHz)	Minimum Limit (MHz)
Low	5745	19.110	0.5
Mid	5785	18.400	0.5
High	5825	19.100	0.5
144	5720	4.405	0.5

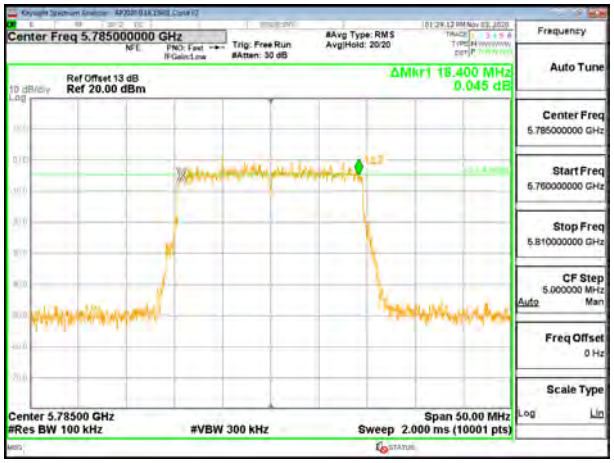

MID CHANNEL

UL VERIFICATION SERVICES INC.
47173 Benicia Street, Fremont, CA 94538; USA TEL:(510) 319-4000 FAX:(510) 661-0888

This report shall not be reproduced except in full, without the written approval of UL Verification Services Inc.

2TX Antenna 6 + Antenna 5 CDD MODE: 26 Tones, RU Index 0

Channel	Frequency (MHz)	6 dB Bandwidth Antenna 6 (MHz)	6 dB Bandwidth Antenna 5 (MHz)	Minimum Limit (MHz)
Low	5745	2.005	2.000	0.5
Mid	5785	2.040	2.090	0.5
High	5825	2.045	2.050	0.5

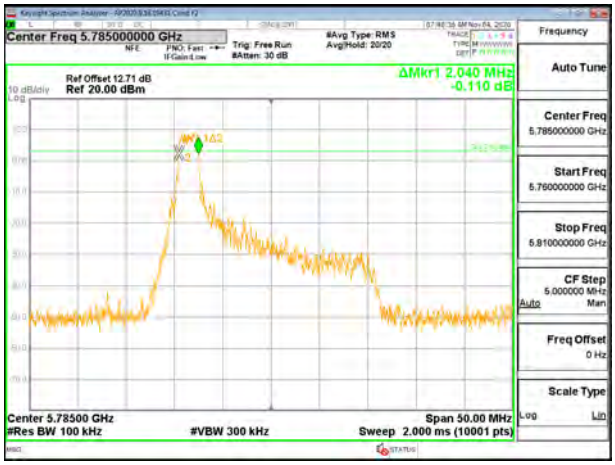

MID CHANNEL [ANT 6]

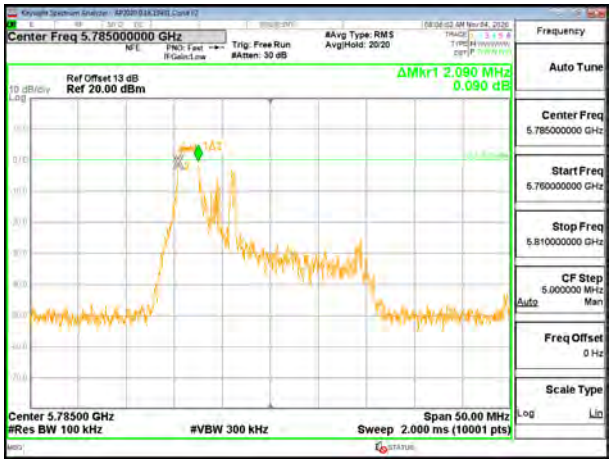

MID CHANNEL [ANT 5]

2TX Antenna 6 + Antenna 5 CDD MODE: 26 Tones, RU Index 4

Channel	Frequency (MHz)	6 dB Bandwidth Antenna 6 (MHz)	6 dB Bandwidth Antenna 5 (MHz)	Minimum Limit (MHz)
Low	5745	2.585	2.545	0.5
Mid	5785	2.570	2.510	0.5
High	5825	2.635	2.540	0.5

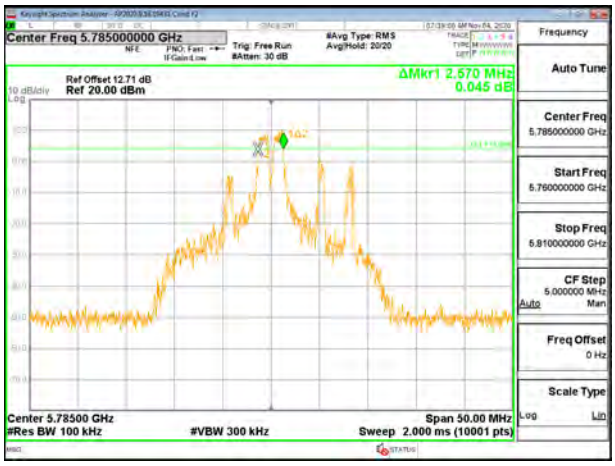

MID CHANNEL [ANT 6]

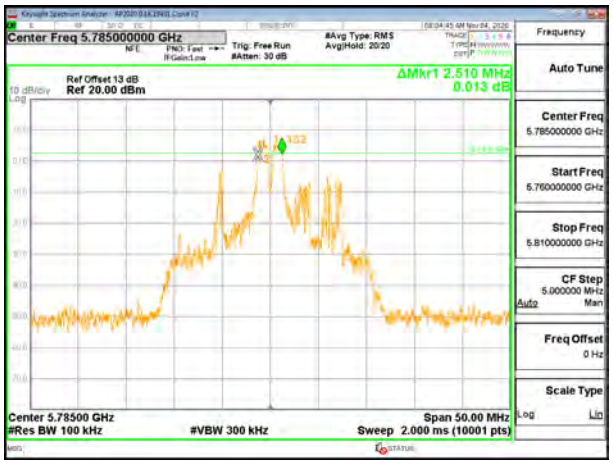

MID CHANNEL [ANT 5]

UL VERIFICATION SERVICES INC.
47173 Benicia Street, Fremont, CA 94538; USA TEL:(510) 319-4000 FAX:(510) 661-0888

This report shall not be reproduced except in full, without the written approval of UL Verification Services Inc.

2TX Antenna 6 + Antenna 5 CDD MODE: 26 Tones, RU Index 8

Channel	Frequency (MHz)	6 dB Bandwidth Antenna 6 (MHz)	6 dB Bandwidth Antenna 5 (MHz)	Minimum Limit (MHz)
Low	5745	2.065	2.095	0.5
Mid	5785	2.020	2.030	0.5
High	5825	2.045	2.055	0.5
144	5720	1.980	2.070	0.5

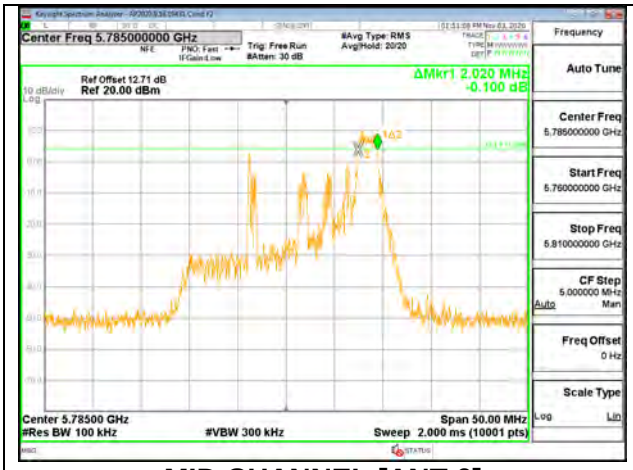

MID CHANNEL [ANT 6]

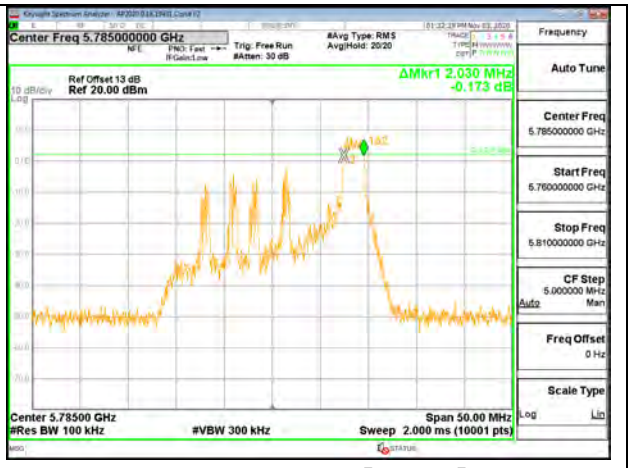

MID CHANNEL [ANT 5]

2TX Antenna 6 + Antenna 5 CDD MODE: SU Mode

Channel	Frequency (MHz)	6 dB Bandwidth Antenna 6 (MHz)	6 dB Bandwidth Antenna 5 (MHz)	Minimum Limit (MHz)
Low	5745	18.960	18.895	0.5
Mid	5785	18.825	18.790	0.5
High	5825	19.030	19.015	0.5
144	5720	4.575	4.510	0.5

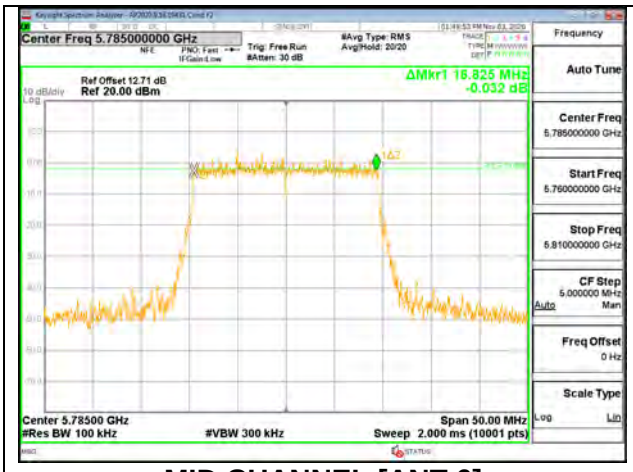

MID CHANNEL [ANT 6]

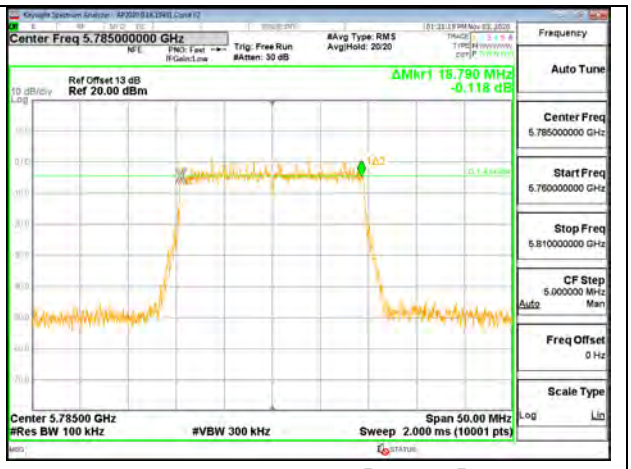

MID CHANNEL [ANT 5]

UL VERIFICATION SERVICES INC.
47173 Benicia Street, Fremont, CA 94538; USA TEL:(510) 319-4000 FAX:(510) 661-0888

This report shall not be reproduced except in full, without the written approval of UL Verification Services Inc.

9.3.5. 802.11ax HE40 MODE IN THE 5.8 GHz BAND

1TX Antenna 6 MODE: 26 Tones, RU Index 0

Channel	Frequency (MHz)	6 dB Bandwidth (MHz)	Minimum Limit (MHz)
Low	5755	1.940	0.5
High	5795	1.196	0.5

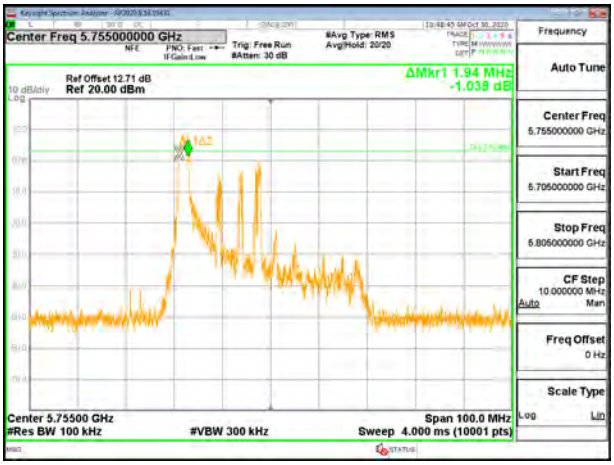

LOW CHANNEL

1TX Antenna 6 MODE: 26 Tones, RU Index 8

Channel	Frequency (MHz)	6 dB Bandwidth (MHz)	Minimum Limit (MHz)
Low	5755	2.100	0.5
High	5795	2.040	0.5

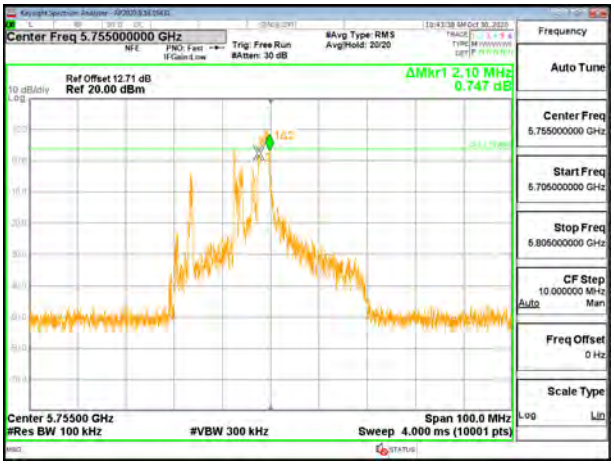

LOW CHANNEL

UL VERIFICATION SERVICES INC.
47173 Benicia Street, Fremont, CA 94538; USA TEL:(510) 319-4000 FAX:(510) 661-0888

This report shall not be reproduced except in full, without the written approval of UL Verification Services Inc.

1TX Antenna 6 MODE: 26 Tones, RU Index 17

Channel	Frequency (MHz)	6 dB Bandwidth (MHz)	Minimum Limit (MHz)
Low	5755	1.880	0.5
High	5795	2.020	0.5
142	5710	2.010	0.5

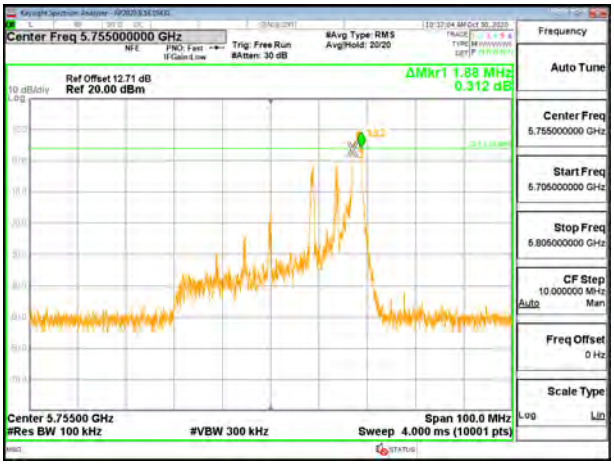

LOW CHANNEL

1TX Antenna 6 MODE: SU Mode

Channel	Frequency (MHz)	6 dB Bandwidth (MHz)	Minimum Limit (MHz)
Low	5755	37.920	0.5
High	5795	37.410	0.5
142	5710	3.720	0.5

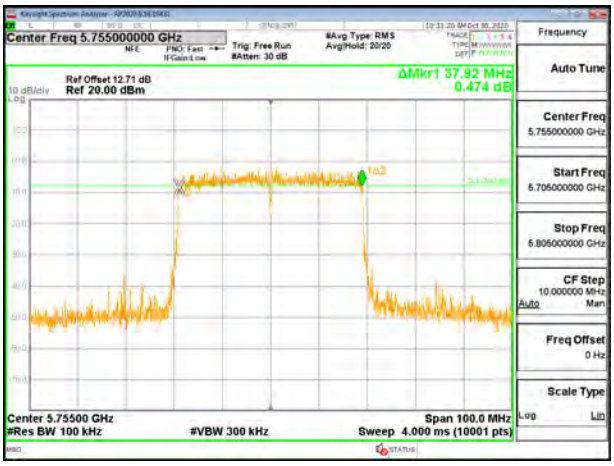

LOW CHANNEL

UL VERIFICATION SERVICES INC.
47173 Benicia Street, Fremont, CA 94538; USA TEL:(510) 319-4000 FAX:(510) 661-0888

This report shall not be reproduced except in full, without the written approval of UL Verification Services Inc.

1TX Antenna 5 MODE: 26 Tones, RU Index 0

Channel	Frequency (MHz)	6 dB Bandwidth (MHz)	Minimum Limit (MHz)
Low	5755	2.050	0.5
High	5795	1.950	0.5

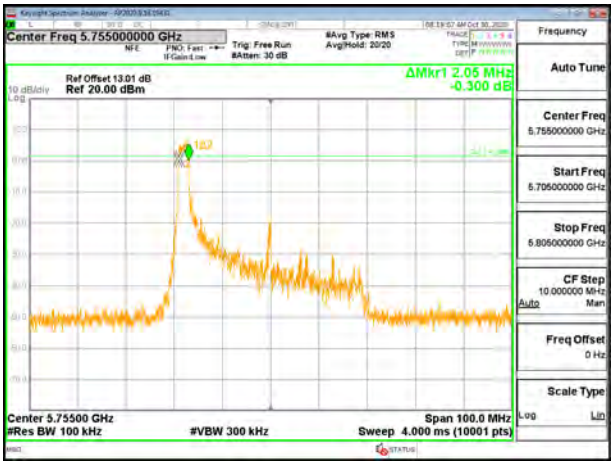

LOW CHANNEL

1TX Antenna 5 MODE: 26 Tones, RU Index 8

Channel	Frequency (MHz)	6 dB Bandwidth (MHz)	Minimum Limit (MHz)
Low	5755	2.020	0.5
High	5795	2.020	0.5

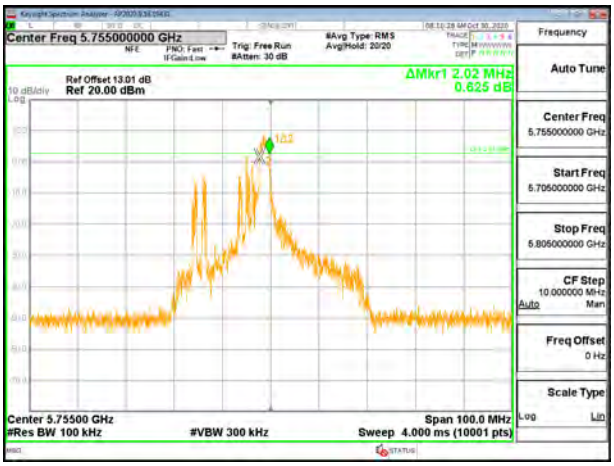

LOW CHANNEL

UL VERIFICATION SERVICES INC.
47173 Benicia Street, Fremont, CA 94538; USA TEL:(510) 319-4000 FAX:(510) 661-0888

This report shall not be reproduced except in full, without the written approval of UL Verification Services Inc.

1TX Antenna 5 MODE: 26 Tones, RU Index 17

Channel	Frequency (MHz)	6 dB Bandwidth (MHz)	Minimum Limit (MHz)
Low	5755	2.020	0.5
High	5795	1.990	0.5
142	5710	2.070	0.5

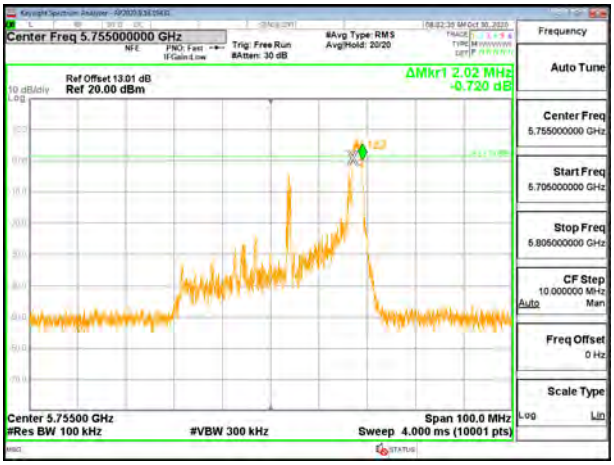

LOW CHANNEL

1TX Antenna 5 MODE: SU Mode

Channel	Frequency (MHz)	6 dB Bandwidth (MHz)	Minimum Limit (MHz)
Low	5755	36.860	0.5
High	5795	37.570	0.5
142	5710	3.830	0.5

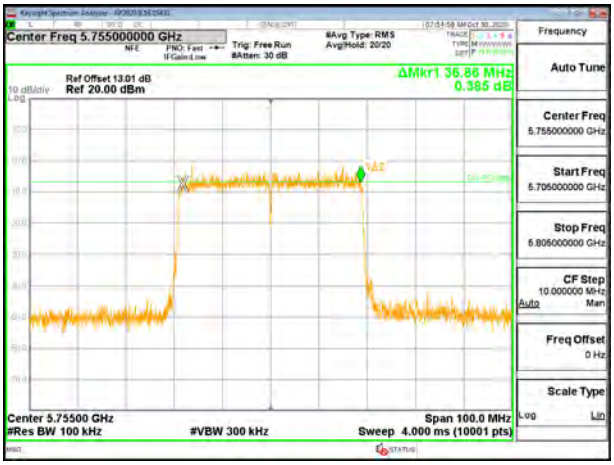

LOW CHANNEL

UL VERIFICATION SERVICES INC.
47173 Benicia Street, Fremont, CA 94538; USA TEL:(510) 319-4000 FAX:(510) 661-0888

This report shall not be reproduced except in full, without the written approval of UL Verification Services Inc.

2TX Antenna 6 + Antenna 5 CDD MODE: 26 Tones, RU Index 0

Channel	Frequency (MHz)	6 dB Bandwidth Antenna 6 (MHz)	6 dB Bandwidth Antenna 5 (MHz)	Minimum Limit (MHz)
Low	5755	1.980	2.050	0.5
High	5795	2.020	1.970	0.5

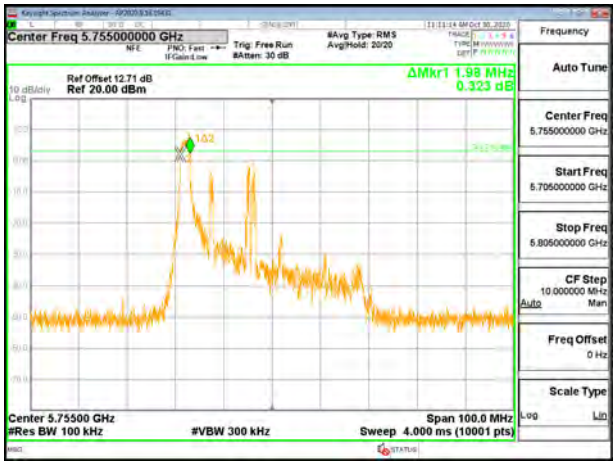

LOW CHANNEL [ANT 6]

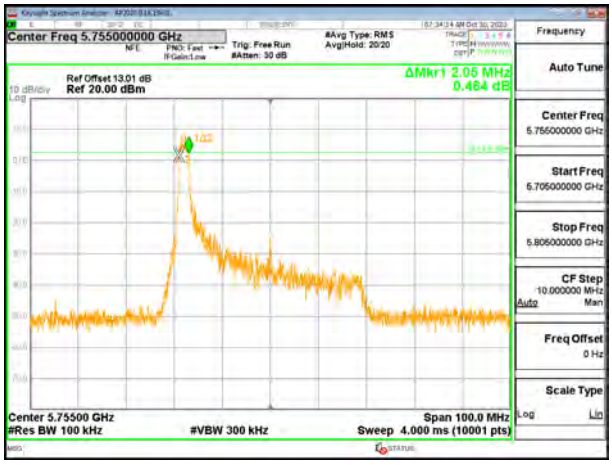

LOW CHANNEL [ANT 5]

2TX Antenna 6 + Antenna 5 CDD MODE: 26 Tones, RU Index 8

Channel	Frequency (MHz)	6 dB Bandwidth Antenna 6 (MHz)	6 dB Bandwidth Antenna 5 (MHz)	Minimum Limit (MHz)
Low	5755	2.080	2.030	0.5
High	5795	2.010	2.020	0.5

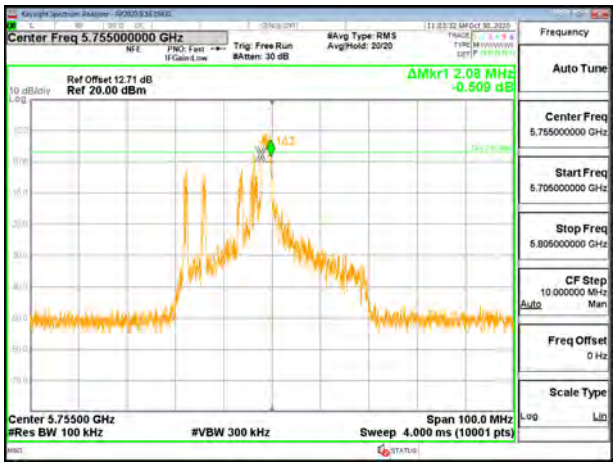

LOW CHANNEL [ANT 6]

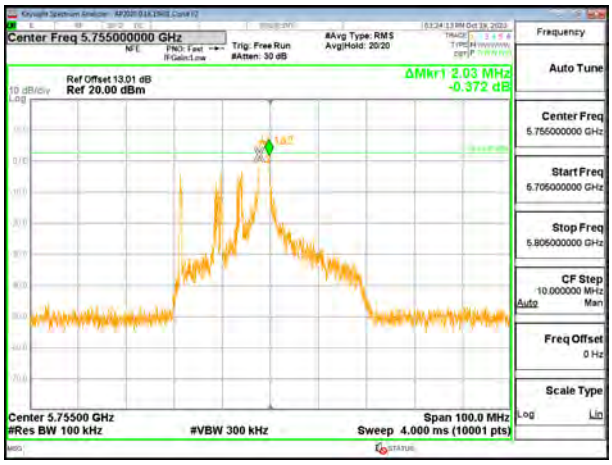

LOW CHANNEL [ANT 5]

UL VERIFICATION SERVICES INC.
47173 Benicia Street, Fremont, CA 94538; USA TEL:(510) 319-4000 FAX:(510) 661-0888

This report shall not be reproduced except in full, without the written approval of UL Verification Services Inc.

2TX Antenna 6 + Antenna 5 CDD MODE: 26 Tones, RU Index 17

Channel	Frequency (MHz)	6 dB Bandwidth Antenna 6 (MHz)	6 dB Bandwidth Antenna 5 (MHz)	Minimum Limit (MHz)
Low	5755	1.970	2.020	0.5
High	5795	1.960	2.060	0.5
142	5710	2.000	1.197	0.5

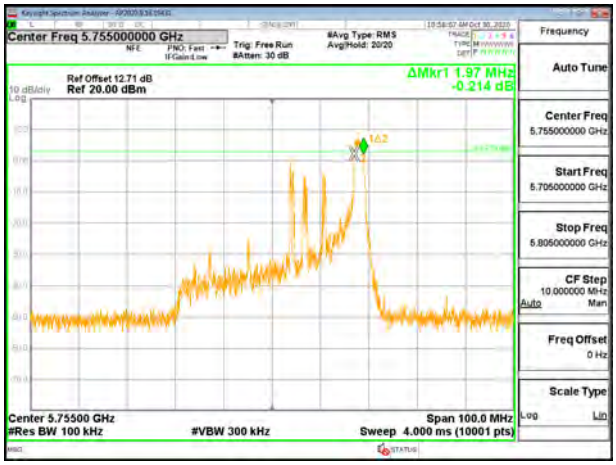

LOW CHANNEL [ANT 6]

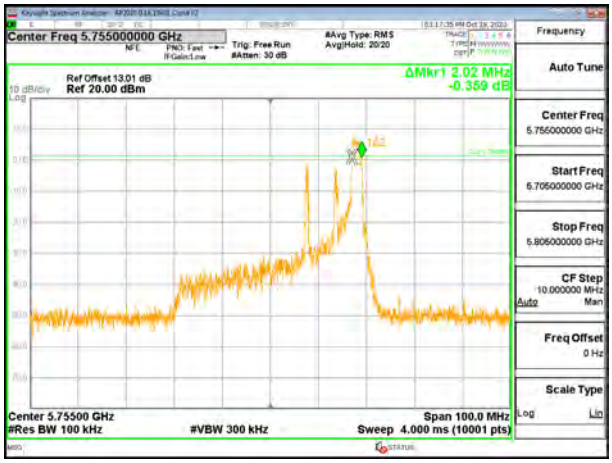

LOW CHANNEL [ANT 5]

2TX Antenna 6 + Antenna 5 CDD MODE: SU Mode

Channel	Frequency (MHz)	6 dB Bandwidth Antenna 6 (MHz)	6 dB Bandwidth Antenna 5 (MHz)	Minimum Limit (MHz)
Low	5755	37.490	37.410	0.5
High	5795	37.450	36.960	0.5
142	5710	3.940	3.900	0.5

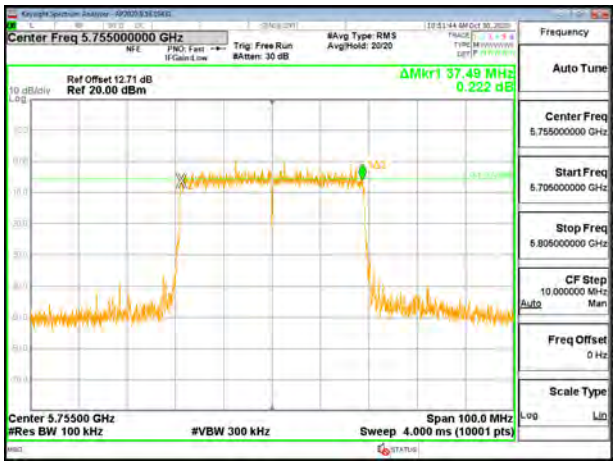

LOW CHANNEL [ANT 6]

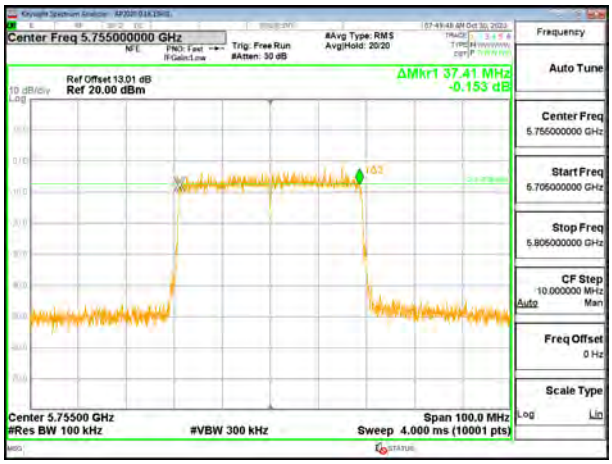

LOW CHANNEL [ANT 5]

UL VERIFICATION SERVICES INC.
47173 Benicia Street, Fremont, CA 94538; USA TEL:(510) 319-4000 FAX:(510) 661-0888

This report shall not be reproduced except in full, without the written approval of UL Verification Services Inc.

9.3.6. 802.11ax HE80 MODE IN THE 5.8 GHz BAND

1TX Antenna 6 MODE: 26 Tones, RU Index 0

Channel	Frequency (MHz)	6 dB Bandwidth (MHz)	Minimum Limit (MHz)
Mid	5775	2.060	0.5

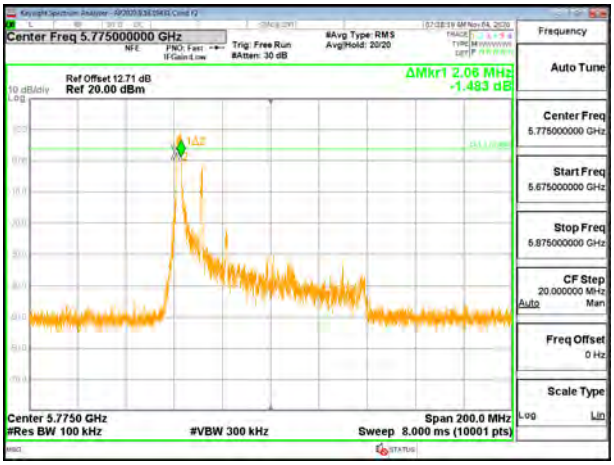

MID CHANNEL

1TX Antenna 6 MODE: 26 Tones, RU Index 18

Channel	Frequency (MHz)	6 dB Bandwidth (MHz)	Minimum Limit (MHz)
Mid	5775	2.620	0.5

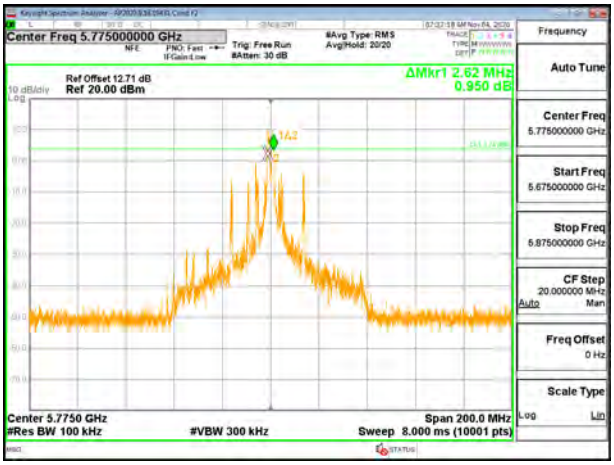

MID CHANNEL

UL VERIFICATION SERVICES INC.
47173 Benicia Street, Fremont, CA 94538; USA TEL:(510) 319-4000 FAX:(510) 661-0888

This report shall not be reproduced except in full, without the written approval of UL Verification Services Inc.

1TX Antenna 6 MODE: 26 Tones, RU Index 36

Channel	Frequency (MHz)	6 dB Bandwidth (MHz)	Minimum Limit (MHz)
Mid	5775	2.060	0.5
138	5690	2.060	0.5

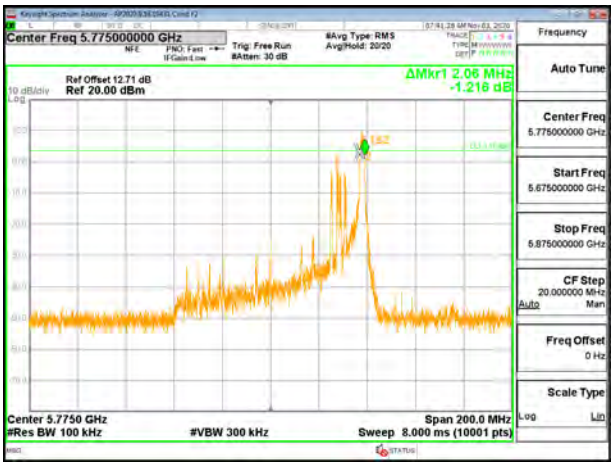

MID CHANNEL

1TX Antenna 6 MODE: SU Mode

Channel	Frequency (MHz)	6 dB Bandwidth (MHz)	Minimum Limit (MHz)
Mid	5775	76.380	0.5
138	5690	3.780	0.5

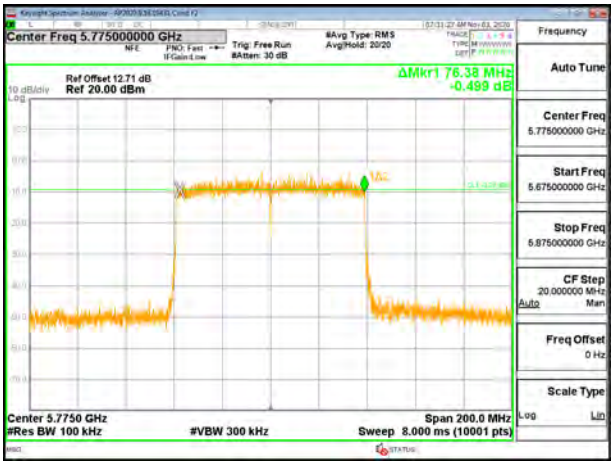

MID CHANNEL

UL VERIFICATION SERVICES INC.
47173 Benicia Street, Fremont, CA 94538; USA TEL:(510) 319-4000 FAX:(510) 661-0888

This report shall not be reproduced except in full, without the written approval of UL Verification Services Inc.

1TX Antenna 5 MODE: 26 Tones, RU Index 0

Channel	Frequency (MHz)	6 dB Bandwidth (MHz)	Minimum Limit (MHz)
Mid	5775	2.040	0.5

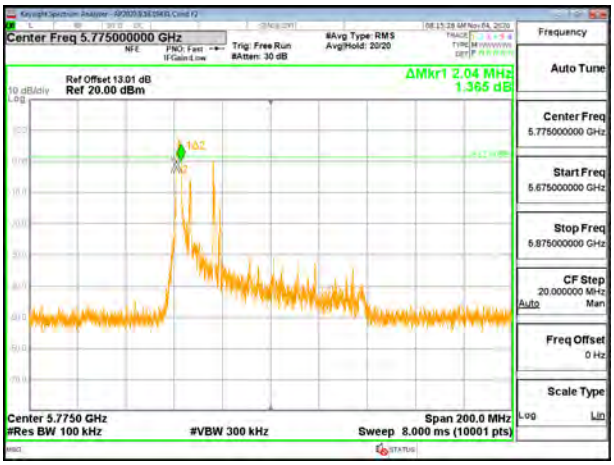

MID CHANNEL

1TX Antenna 5 MODE: 26 Tones, RU Index 18

Channel	Frequency (MHz)	6 dB Bandwidth (MHz)	Minimum Limit (MHz)
Mid	5775	2.580	0.5

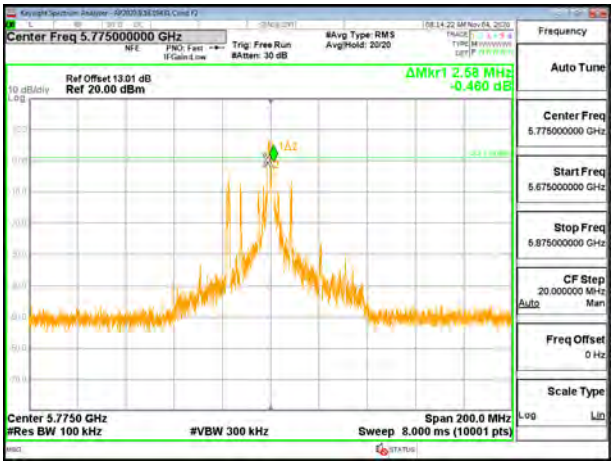

MID CHANNEL

UL VERIFICATION SERVICES INC.
47173 Benicia Street, Fremont, CA 94538; USA TEL:(510) 319-4000 FAX:(510) 661-0888

This report shall not be reproduced except in full, without the written approval of UL Verification Services Inc.

1TX Antenna 5 MODE: 26 Tones, RU Index 36

Channel	Frequency (MHz)	6 dB Bandwidth (MHz)	Minimum Limit (MHz)
Mid	5775	2.000	0.5
138	5690	2.020	0.5

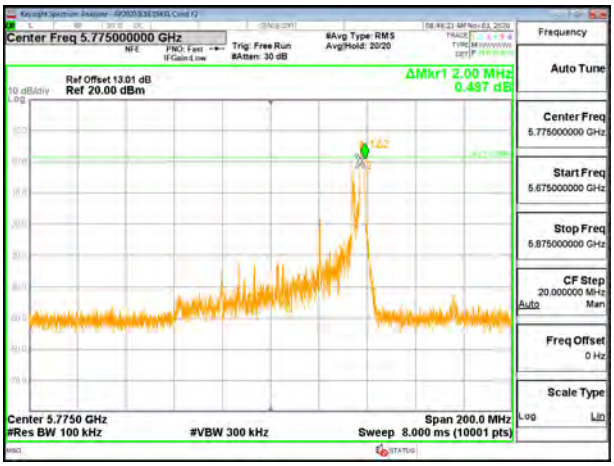

MID CHANNEL

1TX Antenna 5 MODE: SU Mode

Channel	Frequency (MHz)	6 dB Bandwidth (MHz)	Minimum Limit (MHz)
Mid	5775	75.640	0.5
138	5690	3.980	0.5

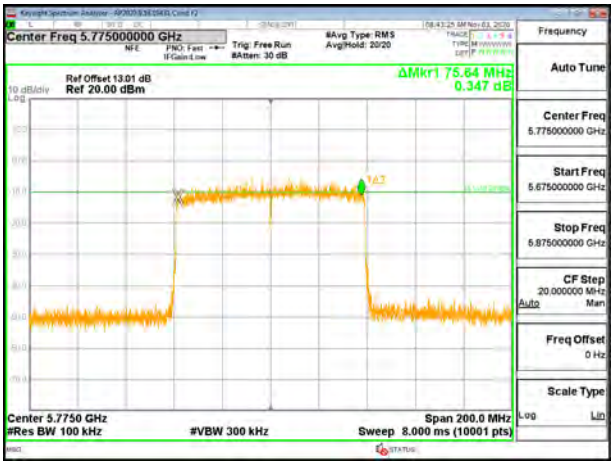

MID CHANNEL

UL VERIFICATION SERVICES INC.
47173 Benicia Street, Fremont, CA 94538; USA TEL:(510) 319-4000 FAX:(510) 661-0888

This report shall not be reproduced except in full, without the written approval of UL Verification Services Inc.

2TX Antenna 6 + Antenna 5 CDD MODE: 26 Tones, RU Index 0

Channel	Frequency (MHz)	6 dB Bandwidth Antenna 6 (MHz)	6 dB Bandwidth Antenna 5 (MHz)	Minimum Limit (MHz)
Mid	5775	2.020	2.020	0.5

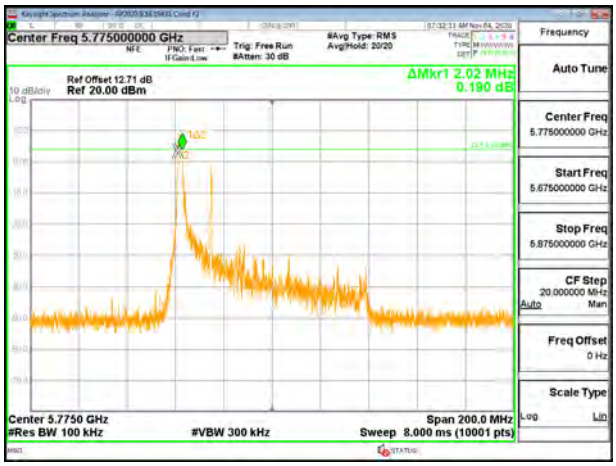

MID CHANNEL [ANT 6]

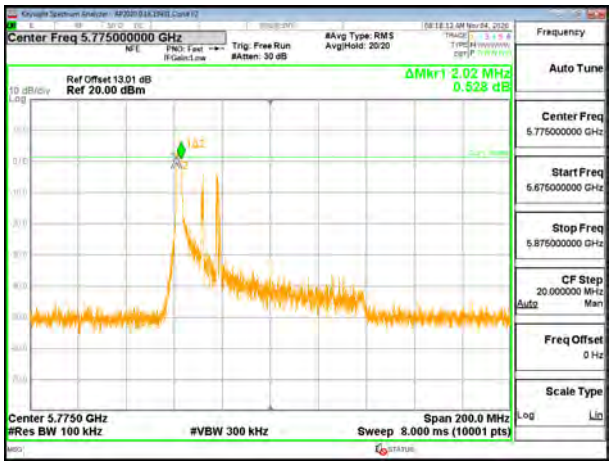

MID CHANNEL [ANT 5]

2TX Antenna 6 + Antenna 5 CDD MODE: 26 Tones, RU Index 18

Channel	Frequency (MHz)	6 dB Bandwidth Antenna 6 (MHz)	6 dB Bandwidth Antenna 5 (MHz)	Minimum Limit (MHz)
Mid	5775	2.660	2.600	0.5

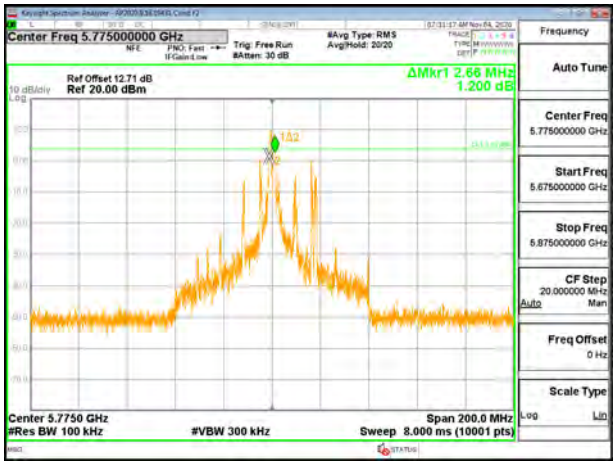

MID CHANNEL [ANT 6]

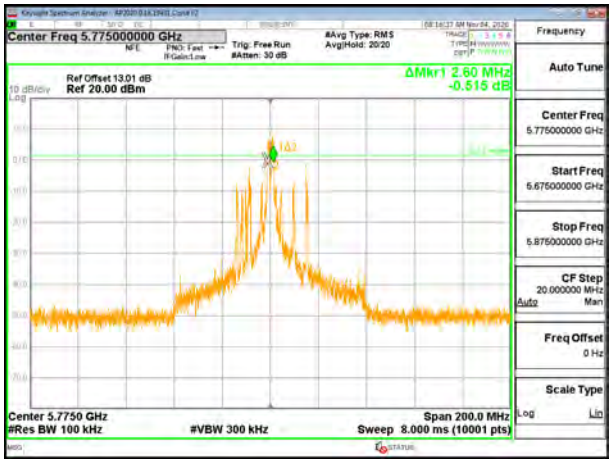

MID CHANNEL [ANT 5]

UL VERIFICATION SERVICES INC.
47173 Benicia Street, Fremont, CA 94538; USA TEL:(510) 319-4000 FAX:(510) 661-0888

This report shall not be reproduced except in full, without the written approval of UL Verification Services Inc.

2TX Antenna 6 + Antenna 5 CDD MODE: 26 Tones, RU Index 36

Channel	Frequency (MHz)	6 dB Bandwidth Antenna 6 (MHz)	6 dB Bandwidth Antenna 5 (MHz)	Minimum Limit (MHz)
Mid	5775	2.000	2.000	0.5
138	5690	2.060	2.000	0.5

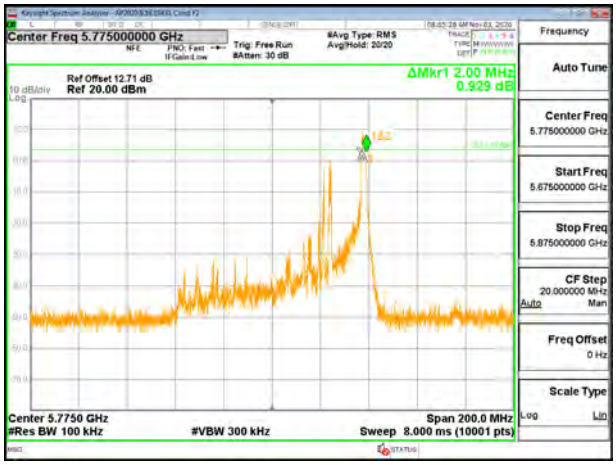

MID CHANNEL [ANT 6]

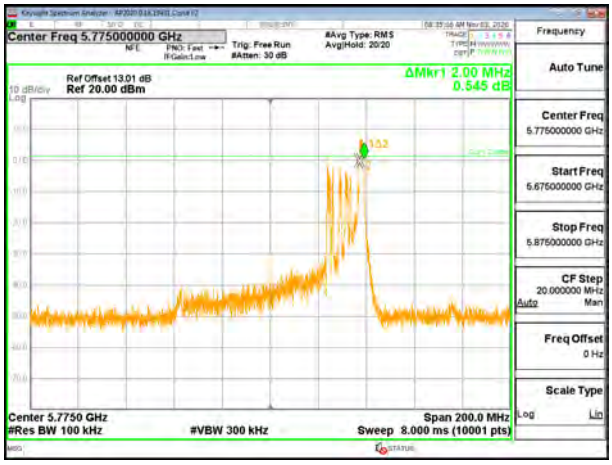

MID CHANNEL [ANT 5]

TX Antenna 6 + Antenna 5 CDD MODE: SU Mode

Channel	Frequency (MHz)	6 dB Bandwidth Antenna 6 (MHz)	6 dB Bandwidth Antenna 5 (MHz)	Minimum Limit (MHz)
Mid	5775	76.340	76.100	0.5
138	5690	4.020	3.880	0.5

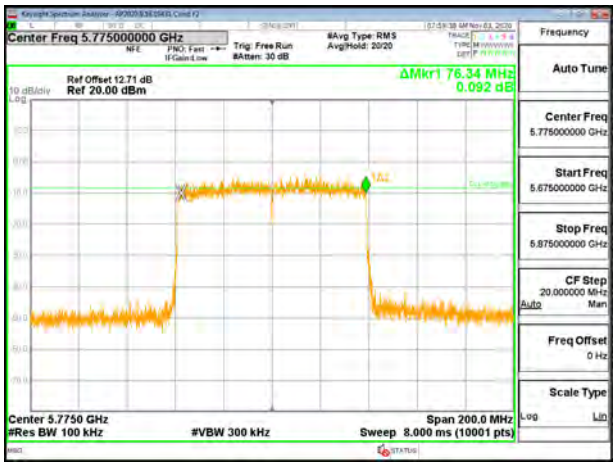

MID CHANNEL [ANT 6]

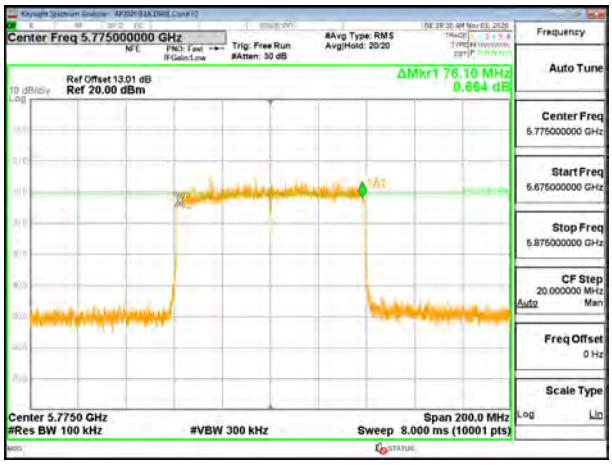

MID CHANNEL [ANT 5]

UL VERIFICATION SERVICES INC.
47173 Benicia Street, Fremont, CA 94538; USA TEL:(510) 319-4000 FAX:(510) 661-0888

This report shall not be reproduced except in full, without the written approval of UL Verification Services Inc.

9.4. OUTPUT POWER AND PSD

LIMITS

FCC §15.407

Band 5.15–5.25 GHz

(iv) For mobile and portable client devices in the 5.15-5.25 GHz band, the maximum conducted output power over the frequency band of operation shall not exceed 250 mW provided the maximum antenna gain does not exceed 6 dBi. In addition, the maximum power spectral density shall not exceed 11 dBm in any 1 megahertz band. If transmitting antennas of directional gain greater than 6 dBi are used, both the maximum conducted output power and the maximum power spectral density shall be reduced by the amount in dB that the directional gain of the antenna exceeds 6 dBi.

Bands 5.25-5.35 GHz and 5.47-5.725 GHz
The maximum conducted output power over the frequency bands of operation shall not exceed the lesser of 250 mW or 11 dBm + 10 log B, where B is the 26 dB emission bandwidth in megahertz. In addition, the maximum power spectral density shall not exceed 11 dBm in any 1 megahertz band. If transmitting antennas of directional gain greater than 6 dBi are used, both the maximum conducted output power and the maximum power spectral density shall be reduced by the amount in dB that the directional gain of the antenna exceeds 6 dBi.

Band 5.725-5.85 GHz

The maximum conducted output power over the frequency band of operation shall not exceed 1 W. In addition, the maximum power spectral density shall not exceed 30 dBm in any 500-kHz band. If transmitting antennas of directional gain greater than 6 dBi are used, both the maximum conducted output power and the maximum power spectral density shall be reduced by the amount in dB that the directional gain of the antenna exceeds 6 dBi. However, fixed point-to-point U-NII devices operating in this band may employ transmitting antennas with directional gain greater than 6 dBi without any corresponding reduction in transmitter conducted power. Fixed, point-to-point operations exclude the use of point-to-multipoint systems, omnidirectional applications, and multiple collocated transmitters transmitting the same information.

TEST PROCEDURE

The measurement method used for output power is KDB 789033 D02 v02r01, Section E.3.b (Method PM-G).

The measurement method used for power spectral density is KDB 789033 D02 v02r01, Section F.
For all straddle channels, full bandwidth power is reported in the 5.6GHz section. The combined 5.6GHz and 5.8GHz power already passed the worst case 5.6GHz 24dBm limit, therefore there is no need to provide the 5.8GHz power.

11n HT20 and 11ax HE20 straddle channel 26dB bandwidth= (26dB BW/2)+5
11n HT20 and 11ax HE20 straddle channel 99% bandwidth= (99% BW/2)+5

UL VERIFICATION SERVICES INC.
47173 Benicia Street, Fremont, CA 94538; USA TEL:(510) 319-4000 FAX:(510) 661-0888

This report shall not be reproduced except in full, without the written approval of UL Verification Services Inc.

DIRECTIONAL ANTENNA GAIN

For 1 TX:
There is only one transmitter output therefore the directional gain is equal to the antenna gain.

For 2 TX:
Tx chains are uncorrelated for power and correlated for PSD due to the device supporting CDD in all MIMO modes. The directional gains are as follows:

Band (GHz)	ANT 6 Gain (dBi)	ANT 5 Gain (dBi)	Uncorrelated Chains Directional Gain (dBi)	Correlated Chains Directional Gain (dBi)
5.2	-6.30	-4.00	-5.00	-2.06
5.3	-3.80	-4.10	-3.95	-0.94
5.6	-3.30	-3.30	-3.30	-0.29
5.8	-2.70	-3.30	-2.99	0.02

RESULTS

UL VERIFICATION SERVICES INC.
47173 Benicia Street, Fremont, CA 94538; USA TEL:(510) 319-4000 FAX:(510) 661-0888

This report shall not be reproduced except in full, without the written approval of UL Verification Services Inc.

9.4.1. 802.11n HT20 MODE IN THE 5.2 GHz BAND

1TX Antenna 6 MODE (FCC) MOBILE

Test Engineer:	19431
Test Date:	1/28/2021

Antenna Gain and Limits

Channel	Frequency (MHz)	Directional Gain (dBi)	Power Limit (dBm)	PSD Limit (dBm/ 1MHz)
Low	5180	-6.30	24.00	11.00
Mid	5200	-6.30	24.00	11.00
High	5240	-6.30	24.00	11.00

Duty Cycle CF (dB)	0.00	**Included in Calculations of Corr'd PSD**

Output Power Results

Channel	Frequency (MHz)	Antenna 6 Meas Power (dBm)	Total Corr'd Power (dBm)	Power Limit (dBm)	Power Margin (dB)
Low	5180	18.89	18.89	24.00	-5.11
Mid	5200	19.87	19.87	24.00	-4.13
High	5240	19.86	19.86	24.00	-4.14

PSD Results

Channel	Frequency (MHz)	Antenna 6 Meas PSD (dBm/1MHz)	Total Corr'd PSD (dBm/1MHz)	PSD Limit (dBm/ 1MHz)	PSD Margin (dB)
Low	5180	8.821	8.821	11.00	-2.179
Mid	5200	9.856	9.856	11.00	-1.144
High	5240	9.796	9.796	11.00	-1.204

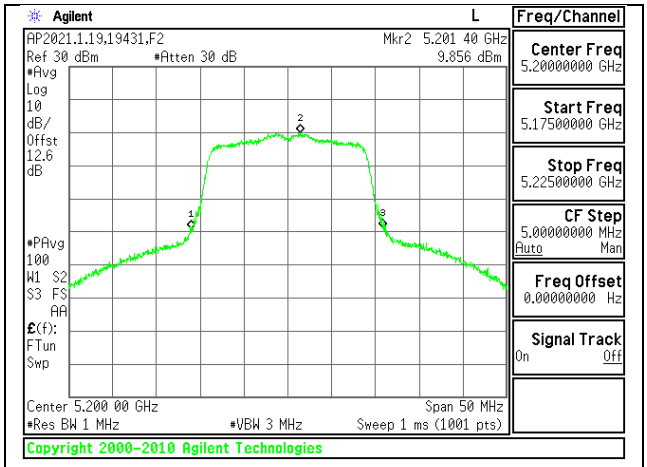

MID CHANNEL

UL VERIFICATION SERVICES INC.
47173 Benicia Street, Fremont, CA 94538; USA TEL:(510) 319-4000 FAX:(510) 661-0888

This report shall not be reproduced except in full, without the written approval of UL Verification Services Inc.

1TX Antenna 5 MODE (FCC) MOBILE

Test Engineer:	19431
Test Date:	1/28/2021

Antenna Gain and Limits

Channel	Frequency (MHz)	Directional Gain (dBi)	Power Limit (dBm)	PSD Limit (dBm/ 1MHz)
Low	5180	-4.00	24.00	11.00
Mid	5200	-4.00	24.00	11.00
High	5240	-4.00	24.00	11.00

Duty Cycle CF (dB)	0.00	**Included in Calculations of Corr'd PSD**

Output Power Results

Channel	Frequency (MHz)	Antenna 5 Meas Power (dBm)	Total Corr'd Power (dBm)	Power Limit (dBm)	Power Margin (dB)
Low	5180	18.92	18.92	24.00	-5.08
Mid	5200	19.88	19.88	24.00	-4.12
High	5240	19.87	19.87	24.00	-4.13

PSD Results

Channel	Frequency (MHz)	Antenna 5 Meas PSD (dBm/1MHz)	Total Corr'd PSD (dBm/1MHz)	PSD Limit (dBm/ 1MHz)	PSD Margin (dB)
Low	5180	8.736	8.736	11.00	-2.264
Mid	5200	9.930	9.930	11.00	-1.070
High	5240	9.944	9.944	11.00	-1.056

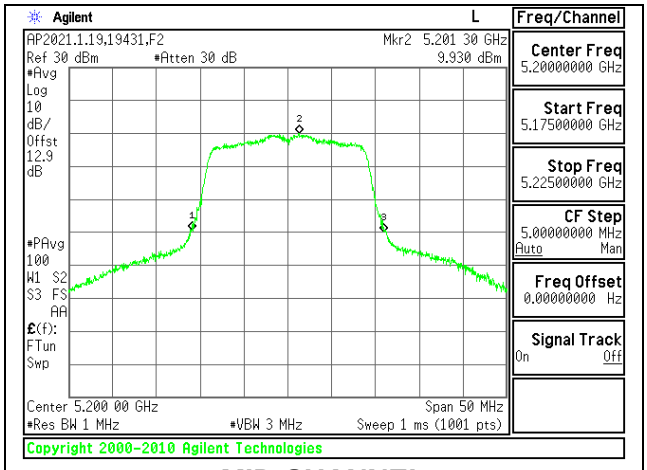

MID CHANNEL

UL VERIFICATION SERVICES INC.
47173 Benicia Street, Fremont, CA 94538; USA TEL:(510) 319-4000 FAX:(510) 661-0888

This report shall not be reproduced except in full, without the written approval of UL Verification Services Inc.

2TX Antenna 6 + Antenna 5 CDD MODE (FCC) MOBILE

Test Engineer:	19431
Test Date:	1/28/2021

Antenna Gain and Limits

Channel	Frequency (MHz)	Directional Gain for Power (dBi)	Directional Gain for PSD (dBi)	Power Limit (dBm)	PSD Limit (dBm/ 1MHz)
Low	5180	-5.00	-2.06	24.00	11.00
Mid	5200	-5.00	-2.06	24.00	11.00
High	5240	-5.00	-2.06	24.00	11.00

Duty Cycle CF (dB)	0.00	**Included in Calculations of Corr'd PSD**

Output Power Results

Channel	Frequency (MHz)	Antenna 6 Meas Power (dBm)	Antenna 5 Meas Power (dBm)	Total Corr'd Power (dBm)	Power Limit (dBm)	Power Margin (dB)
Low	5180	16.87	16.85	19.87	24.00	-4.13
Mid	5200	16.84	16.81	19.84	24.00	-4.16
High	5240	16.89	16.85	19.88	24.00	-4.12

PSD Results

Channel	Frequency (MHz)	Antenna 6 Meas PSD (dBm/1MHz)	Antenna 5 Meas PSD (dBm/1MHz)	Total Corr'd PSD (dBm/1MHz)	PSD Limit (dBm/ 1MHz)	PSD Margin (dB)
Low	5180	6.929	6.966	9.958	11.00	-1.042
Mid	5200	6.910	6.705	9.819	11.00	-1.181
High	5240	6.966	6.937	9.962	11.00	-1.038

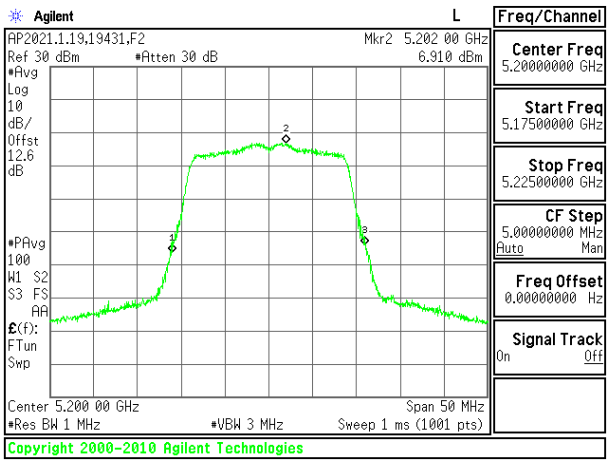

MID CHANNEL [ANT 6]

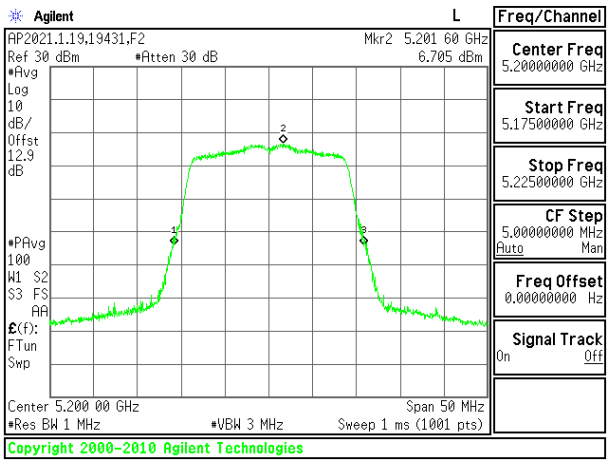

MID CHANNEL [ANT 5]

UL VERIFICATION SERVICES INC.
47173 Benicia Street, Fremont, CA 94538; USA TEL:(510) 319-4000 FAX:(510) 661-0888

This report shall not be reproduced except in full, without the written approval of UL Verification Services Inc.

9.4.2. 802.11n HT40 MODE IN THE 5.2 GHz BAND

1TX Antenna 6 MODE (FCC) MOBILE

Test Engineer:	10641
Test Date:	4/14/2021

Antenna Gain and Limits

Channel	Frequency (MHz)	Directional Gain for Power (dBi)	Power Limit (dBm)	PSD Limit (dBm/ 1MHz)
Low	5190	-6.30	24.00	11.00
High	5230	-6.30	24.00	11.00

Duty Cycle CF (dB)	0.09	**Included in Calculations of Corr'd PSD**

Output Power Results

Channel	Frequency (MHz)	Antenna 6 Meas Power (dBm)	Total Corr'd Power (dBm)	Power Limit (dBm)	Power Margin (dB)
Low	5190	17.36	17.36	24.00	-6.64
High	5230	20.38	20.38	24.00	-3.62

PSD Results

Channel	Frequency (MHz)	Antenna 6 Meas PSD (dBm/1MHz)	Total Corr'd PSD (dBm/1MHz)	PSD Limit (dBm/ 1MHz)	PSD Margin (dB)
Low	5190	4.463	4.553	11.00	-6.447
High	5230	6.779	6.869	11.00	-4.131

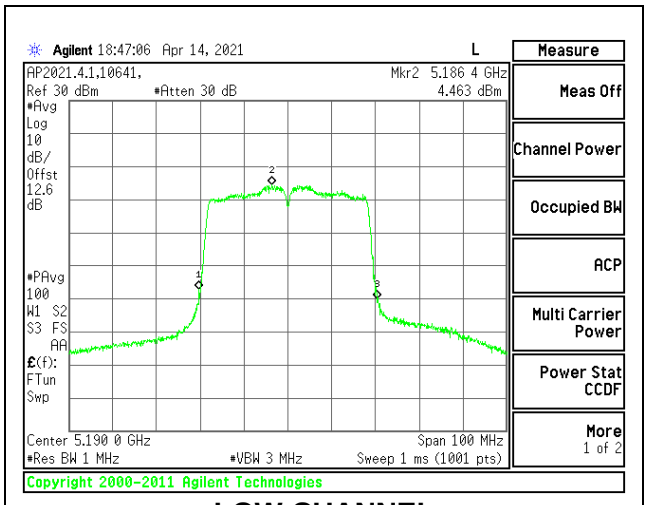

LOW CHANNEL

UL VERIFICATION SERVICES INC.
47173 Benicia Street, Fremont, CA 94538; USA TEL:(510) 319-4000 FAX:(510) 661-0888

This report shall not be reproduced except in full, without the written approval of UL Verification Services Inc.

1TX Antenna 5 MODE (FCC) MOBILE

Test Engineer:	10641
Test Date:	4/15/2021

Antenna Gain and Limits

Channel	Frequency (MHz)	Directional Gain for Power (dBi)	Power Limit (dBm)	PSD Limit (dBm/ 1MHz)
Low	5190	-4.00	24.00	11.00
High	5230	-4.00	24.00	11.00

Duty Cycle CF (dB)	0.09	**Included in Calculations of Corr'd PSD**

Output Power Results

Channel	Frequency (MHz)	Antenna 5 Meas Power (dBm)	Total Corr'd Power (dBm)	Power Limit (dBm)	Power Margin (dB)
Low	5190	17.25	17.25	24.00	-6.75
High	5230	20.39	20.39	24.00	-3.61

PSD Results

Channel	Frequency (MHz)	Antenna 5 Meas PSD (dBm/1MHz)	Total Corr'd PSD (dBm/1MHz)	PSD Limit (dBm/ 1MHz)	PSD Margin (dB)
Low	5190	4.403	4.493	11.00	-6.507
High	5230	6.844	6.934	11.00	-4.066

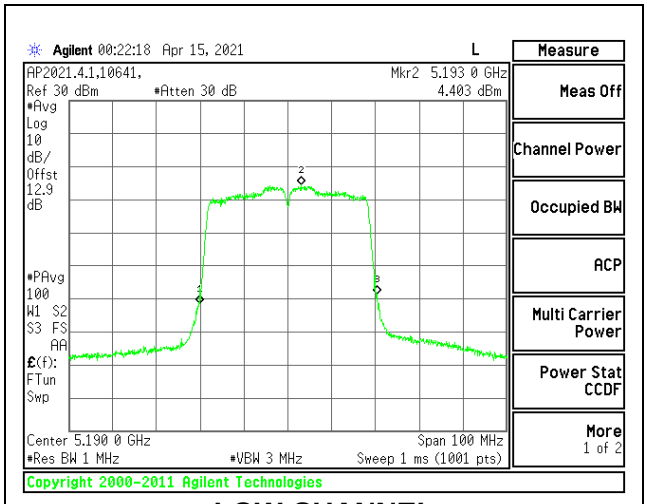

LOW CHANNEL

UL VERIFICATION SERVICES INC.
47173 Benicia Street, Fremont, CA 94538; USA TEL:(510) 319-4000 FAX:(510) 661-0888

This report shall not be reproduced except in full, without the written approval of UL Verification Services Inc.

2TX Antenna 6 + Antenna 5 CDD MODE (FCC) MOBILE

Test Engineer:	10641
Test Date:	4/15/2021

Antenna Gain and Limits

Channel	Frequency (MHz)	Directional Gain for Power (dBi)	Directional Gain for PSD (dBi)	Power Limit (dBm)	PSD Limit (dBm/ 1MHz)
Low	5190	-5.00	-2.06	24.00	11.00
High	5230	-5.00	-2.06	24.00	11.00

Duty Cycle CF (dB)	0.09	**Included in Calculations of Corr'd PSD**

Output Power Results

Channel	Frequency (MHz)	Antenna 6 Meas Power (dBm)	Antenna 5 Meas Power (dBm)	Total Corr'd Power (dBm)	Power Limit (dBm)	Power Margin (dB)
Low	5190	15.84	15.81	18.84	24.00	-5.16
High	5230	19.41	19.37	22.40	24.00	-1.60

PSD Results

Channel	Frequency (MHz)	Antenna 6 Meas PSD (dBm/1MHz)	Antenna 5 Meas PSD (dBm/1MHz)	Total Corr'd PSD (dBm/1MHz)	PSD Limit (dBm/ 1MHz)	PSD Margin (dB)
Low	5190	3.011	3.026	6.119	11.00	-4.881
High	5230	6.098	5.830	9.066	11.00	-1.934

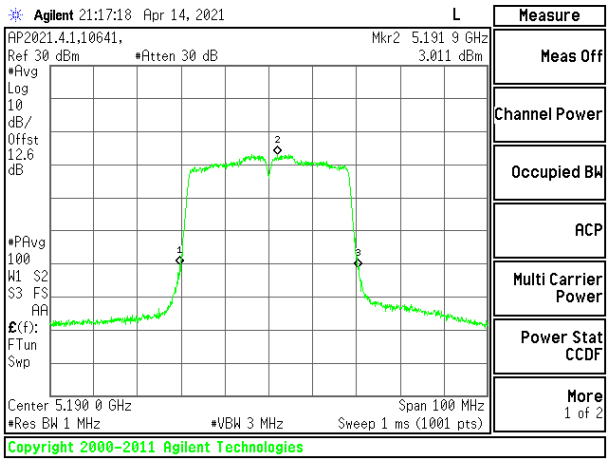

LOW CHANNEL [ANT 6]

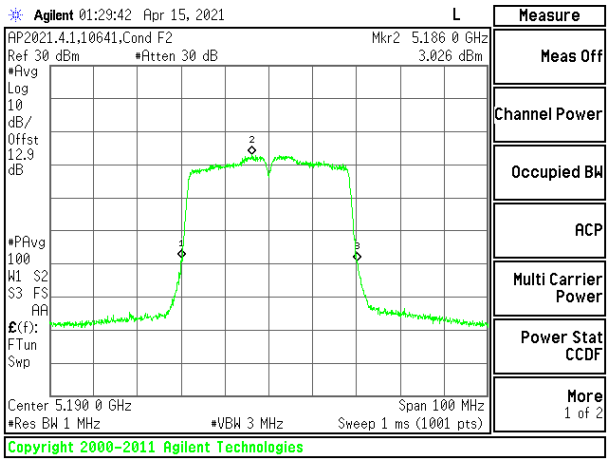

LOW CHANNEL [ANT 5]

UL VERIFICATION SERVICES INC.
47173 Benicia Street, Fremont, CA 94538; USA TEL:(510) 319-4000 FAX:(510) 661-0888

This report shall not be reproduced except in full, without the written approval of UL Verification Services Inc.

9.4.3. 802.11ac VHT80 MODE IN THE 5.2 GHz BAND

1TX Antenna 6 MODE (FCC) MOBILE

Test Engineer:	10641
Test Date:	4/14/2021

Antenna Gain and Limits

Channel	Frequency (MHz)	Directional Gain for Power (dBi)	Power Limit (dBm)	PSD Limit (dBm/ 1MHz)
Mid	5210	-6.30	24.00	11.00

Duty Cycle CF (dB)	0.18	**Included in Calculations of Corr'd PSD**

Output Power Results

Channel	Frequency (MHz)	Antenna 6 Meas Power (dBm)	Total Corr'd Power (dBm)	Power Limit (dBm)	Power Margin (dB)
Mid	5210	17.39	17.39	24.00	-6.61

PSD Results

Channel	Frequency (MHz)	Antenna 6 Meas PSD (dBm/1MHz)	Total Corr'd PSD (dBm/1MHz)	PSD Limit (dBm/ 1MHz)	PSD Margin (dB)
Mid	5210	1.053	1.233	11.00	-9.767

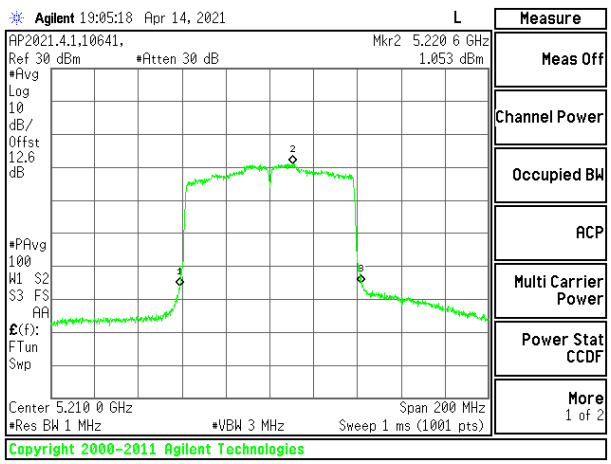

MID CHANNEL

UL VERIFICATION SERVICES INC.
47173 Benicia Street, Fremont, CA 94538; USA TEL:(510) 319-4000 FAX:(510) 661-0888

This report shall not be reproduced except in full, without the written approval of UL Verification Services Inc.

1TX Antenna 5 MODE (FCC) MOBILE

Test Engineer:	10641
Test Date:	4/15/2021

Antenna Gain and Limits

Channel	Frequency (MHz)	Directional Gain for Power (dBi)	Power Limit (dBm)	PSD Limit (dBm/ 1MHz)
Mid	5210	-4.00	24.00	11.00

Duty Cycle CF (dB)	0.18	**Included in Calculations of Corr'd PSD**

Output Power Results

Channel	Frequency (MHz)	Antenna 5 Meas Power (dBm)	Total Corr'd Power (dBm)	Power Limit (dBm)	Power Margin (dB)
Mid	5210	17.17	17.17	24.00	-6.83

PSD Results

Channel	Frequency (MHz)	Antenna 5 Meas PSD (dBm/1MHz)	Total Corr'd PSD (dBm/1MHz)	PSD Limit (dBm/ 1MHz)	PSD Margin (dB)
Mid	5210	1.339	1.519	11.00	-9.481

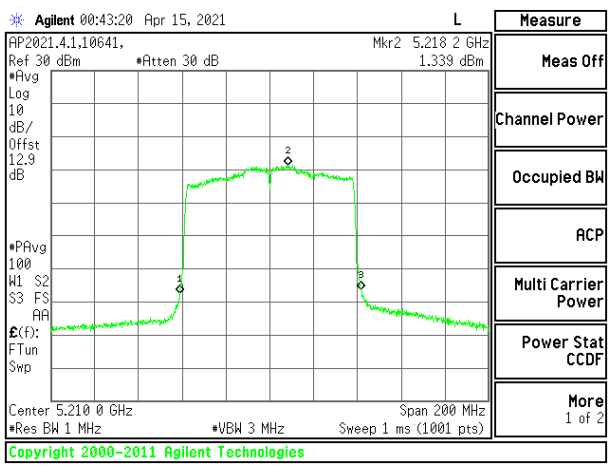

MID CHANNEL

UL VERIFICATION SERVICES INC.
47173 Benicia Street, Fremont, CA 94538; USA TEL:(510) 319-4000 FAX:(510) 661-0888

This report shall not be reproduced except in full, without the written approval of UL Verification Services Inc.

2TX Antenna 6 + Antenna 5 CDD MODE (FCC) MOBILE

Test Engineer:	10641
Test Date:	4/19/2021

Antenna Gain and Limits

Channel	Frequency (MHz)	Directional Gain for Power (dBi)	Directional Gain for PSD (dBi)	Power Limit (dBm)	PSD Limit (dBm/1MHz)
Mid	5210	-5.00	-2.06	24.00	11.00

Duty Cycle CF (dB)	0.18	**Included in Calculations of Corr'd PSD**

Output Power Results

Channel	Frequency (MHz)	Antenna 6 Meas Power (dBm)	Antenna 5 Meas Power (dBm)	Total Corr'd Power (dBm)	Power Limit (dBm)	Power Margin (dB)
Mid	5210	16.25	16.23	19.25	24.00	-4.75

PSD Results

Channel	Frequency (MHz)	Antenna 6 Meas PSD (dBm/1MHz)	Antenna 5 Meas PSD (dBm/1MHz)	Total Corr'd PSD (dBm/ 1MHz)	PSD Limit (dBm/ 1MHz)	PSD Margin (dB)
Mid	5210	0.305	0.387	3.536	11.00	-7.464

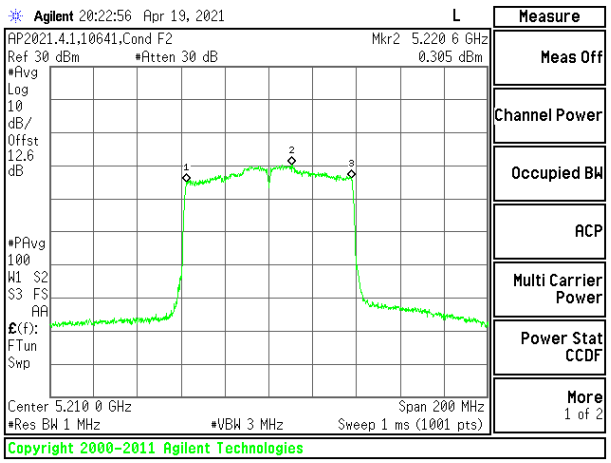

MID CHANNEL [ANT 6]

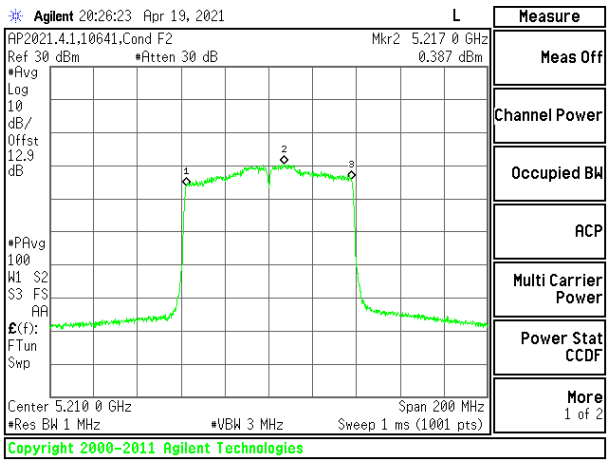

MID CHANNEL [ANT 5]

UL VERIFICATION SERVICES INC.
47173 Benicia Street, Fremont, CA 94538; USA TEL:(510) 319-4000 FAX:(510) 661-0888

This report shall not be reproduced except in full, without the written approval of UL Verification Services Inc.

9.4.4. 802.11ax HE20 MODE IN THE 5.2 GHz BAND

1TX Antenna 6 MODE (FCC) MOBILE – 26 Tones, RU Index 0

Test Engineer:	12492
Test Date:	5/28/2021

Antenna Gain and Limits

Channel	Frequency (MHz)	Directional Gain (dBi)	Power Limit (dBm)	PSD Limit (dBm/ 1MHz)
Low	5180	-6.30	24.00	11.00
Mid	5200	-6.30	24.00	11.00
High	5240	-6.30	24.00	11.00

Duty Cycle CF (dB)	0.00	**Included in Calculations of Corr'd PSD**

Output Power Results

Channel	Frequency (MHz)	Antenna 6 Meas Power (dBm)	Total Corr'd Power (dBm)	Power Limit (dBm)	Power Margin (dB)
Low	5180	11.75	11.75	24.00	-12.25
Mid	5200	11.85	11.85	24.00	-12.15
High	5240	11.91	11.91	24.00	-12.09

PSD Results

Channel	Frequency (MHz)	Antenna 6 Meas PSD (dBm/1MHz)	Total Corr'd PSD (dBm/1MHz)	PSD Limit (dBm/ 1MHz)	PSD Margin (dB)
Low	5180	7.836	7.836	11.00	-3.164
Mid	5200	7.888	7.888	11.00	-3.112
High	5240	7.635	7.635	11.00	-3.365

MID CHANNEL

UL VERIFICATION SERVICES INC.
47173 Benicia Street, Fremont, CA 94538; USA TEL:(510) 319-4000 FAX:(510) 661-0888

This report shall not be reproduced except in full, without the written approval of UL Verification Services Inc.

1TX Antenna 6 MODE (FCC) MOBILE – 26 Tones, RU Index 4

Test Engineer:	12492
Test Date:	5/28/2021

Antenna Gain and Limits

Channel	Frequency (MHz)	Directional Gain (dBi)	Power Limit (dBm)	PSD Limit (dBm/ 1MHz)
Low	5180	-6.30	24.00	11.00
Mid	5200	-6.30	24.00	11.00
High	5240	-6.30	24.00	11.00

Duty Cycle CF (dB)	0.00	**Included in Calculations of Corr'd PSD**

Output Power Results

Channel	Frequency (MHz)	Antenna 6 Meas Power (dBm)	Total Corr'd Power (dBm)	Power Limit (dBm)	Power Margin (dB)
Low	5180	11.76	11.76	24.00	-12.24
Mid	5200	11.96	11.96	24.00	-12.04
High	5240	11.84	11.84	24.00	-12.16

PSD Results

Channel	Frequency (MHz)	Antenna 6 Meas PSD (dBm/1MHz)	Total Corr'd PSD (dBm/1MHz)	PSD Limit (dBm/ 1MHz)	PSD Margin (dB)
Low	5180	6.386	6.386	11.00	-4.614
Mid	5200	6.853	6.853	11.00	-4.147
High	5240	6.513	6.513	11.00	-4.487

MID CHANNEL

UL VERIFICATION SERVICES INC.
47173 Benicia Street, Fremont, CA 94538; USA TEL:(510) 319-4000 FAX:(510) 661-0888

This report shall not be reproduced except in full, without the written approval of UL Verification Services Inc.

1TX Antenna 6 MODE (FCC) MOBILE – 26 Tones, RU Index 8

Test Engineer:	12492
Test Date:	5/28/2021

Antenna Gain and Limits

Channel	Frequency (MHz)	Directional Gain (dBi)	Power Limit (dBm)	PSD Limit (dBm/ 1MHz)
Low	5180	-6.30	24.00	11.00
Mid	5200	-6.30	24.00	11.00
High	5240	-6.30	24.00	11.00

Duty Cycle CF (dB)	0.00	**Included in Calculations of Corr'd PSD**

Output Power Results

Channel	Frequency (MHz)	Antenna 6 Meas Power (dBm)	Total Corr'd Power (dBm)	Power Limit (dBm)	Power Margin (dB)
Low	5180	11.70	11.70	24.00	-12.30
Mid	5200	11.91	11.91	24.00	-12.09
High	5240	11.82	11.82	24.00	-12.18

PSD Results

Channel	Frequency (MHz)	Antenna 6 Meas PSD (dBm/1MHz)	Total Corr'd PSD (dBm/1MHz)	PSD Limit (dBm/ 1MHz)	PSD Margin (dB)
Low	5180	7.572	7.572	11.00	-3.428
Mid	5200	7.695	7.695	11.00	-3.305
High	5240	7.451	7.451	11.00	-3.549

MID CHANNEL

UL VERIFICATION SERVICES INC.
47173 Benicia Street, Fremont, CA 94538; USA TEL:(510) 319-4000 FAX:(510) 661-0888

This report shall not be reproduced except in full, without the written approval of UL Verification Services Inc.

1TX Antenna 6 MODE (FCC) MOBILE – SU Mode

Test Engineer:	19431
Test Date:	5/28/2021

Antenna Gain and Limits

Channel	Frequency (MHz)	Directional Gain (dBi)	Power Limit (dBm)	PSD Limit (dBm/ 1MHz)
Low	5180	-6.30	24.00	11.00
Mid	5200	-6.30	24.00	11.00
High	5240	-6.30	24.00	11.00

Duty Cycle CF (dB)	0.00	**Included in Calculations of Corr'd PSD**

Output Power Results

Channel	Frequency (MHz)	Antenna 6 Meas Power (dBm)	Total Corr'd Power (dBm)	Power Limit (dBm)	Power Margin (dB)
Low	5180	18.37	18.37	24.00	-5.63
Mid	5200	19.80	19.80	24.00	-4.20
High	5240	19.91	19.91	24.00	-4.09

PSD Results

Channel	Frequency (MHz)	Antenna 6 Meas PSD (dBm/1MHz)	Total Corr'd PSD (dBm/1MHz)	PSD Limit (dBm/ 1MHz)	PSD Margin (dB)
Low	5180	5.779	5.779	11.00	-5.221
Mid	5200	8.414	8.414	11.00	-2.586
High	5240	8.264	8.264	11.00	-2.736

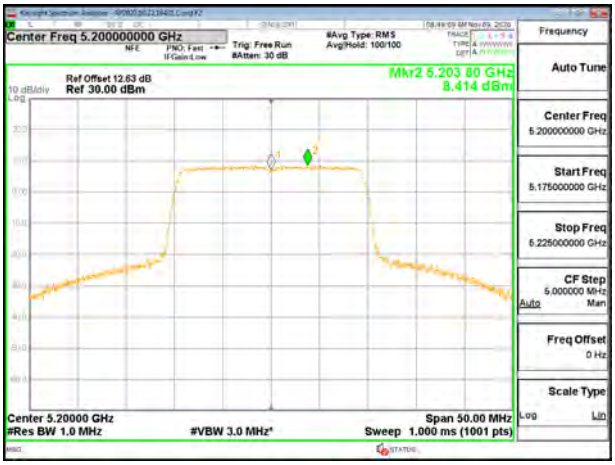

MID CHANNEL

UL VERIFICATION SERVICES INC.
47173 Benicia Street, Fremont, CA 94538; USA TEL:(510) 319-4000 FAX:(510) 661-0888

This report shall not be reproduced except in full, without the written approval of UL Verification Services Inc.

1TX Antenna 5 MODE (FCC) MOBILE – 26 Tones, RU Index 0

Test Engineer:	12492
Test Date:	5/28/2021

Antenna Gain and Limits

Channel	Frequency (MHz)	Directional Gain (dBi)	Power Limit (dBm)	PSD Limit (dBm/ 1MHz)
Low	5180	-4.00	24.00	11.00
Mid	5200	-4.00	24.00	11.00
High	5240	-4.00	24.00	11.00

Duty Cycle CF (dB)	0.00	**Included in Calculations of Corr'd PSD**

Output Power Results

Channel	Frequency (MHz)	Antenna 5 Meas Power (dBm)	Total Corr'd Power (dBm)	Power Limit (dBm)	Power Margin (dB)
Low	5180	11.78	11.78	24.00	-12.22
Mid	5200	11.89	11.89	24.00	-12.11
High	5240	11.93	11.93	24.00	-12.07

PSD Results

Channel	Frequency (MHz)	Antenna 5 Meas PSD (dBm/1MHz)	Total Corr'd PSD (dBm/1MHz)	PSD Limit (dBm/ 1MHz)	PSD Margin (dB)
Low	5180	7.841	7.841	11.00	-3.159
Mid	5200	7.681	7.681	11.00	-3.319
High	5240	7.477	7.477	11.00	-3.523

MID CHANNEL

UL VERIFICATION SERVICES INC.
47173 Benicia Street, Fremont, CA 94538; USA TEL:(510) 319-4000 FAX:(510) 661-0888

This report shall not be reproduced except in full, without the written approval of UL Verification Services Inc.

1TX Antenna 5 MODE (FCC) MOBILE – 26 Tones, RU Index 4

Test Engineer:	12492
Test Date:	5/28/2021

Antenna Gain and Limits

Channel	Frequency (MHz)	Directional Gain (dBi)	Power Limit (dBm)	PSD Limit (dBm/ 1MHz)
Low	5180	-4.00	24.00	11.00
Mid	5200	-4.00	24.00	11.00
High	5240	-4.00	24.00	11.00

Duty Cycle CF (dB)	0.00	**Included in Calculations of Corr'd PSD**

Output Power Results

Channel	Frequency (MHz)	Antenna 5 Meas Power (dBm)	Total Corr'd Power (dBm)	Power Limit (dBm)	Power Margin (dB)
Low	5180	11.89	11.89	24.00	-12.11
Mid	5200	11.81	11.81	24.00	-12.19
High	5240	11.88	11.88	24.00	-12.12

PSD Results

Channel	Frequency (MHz)	Antenna 5 Meas PSD (dBm/1MHz)	Total Corr'd PSD (dBm/1MHz)	PSD Limit (dBm/ 1MHz)	PSD Margin (dB)
Low	5180	6.724	6.724	11.00	-4.276
Mid	5200	6.410	6.410	11.00	-4.590
High	5240	6.347	6.347	11.00	-4.653

MID CHANNEL

UL VERIFICATION SERVICES INC.
47173 Benicia Street, Fremont, CA 94538; USA TEL:(510) 319-4000 FAX:(510) 661-0888

This report shall not be reproduced except in full, without the written approval of UL Verification Services Inc.

1TX Antenna 5 MODE (FCC) MOBILE – 26 Tones, RU Index 8

Test Engineer:	12492
Test Date:	5/28/2021

Antenna Gain and Limits

Channel	Frequency (MHz)	Directional Gain (dBi)	Power Limit (dBm)	PSD Limit (dBm/ 1MHz)
Low	5180	-4.00	24.00	11.00
Mid	5200	-4.00	24.00	11.00
High	5240	-4.00	24.00	11.00

Duty Cycle CF (dB)	0.00	**Included in Calculations of Corr'd PSD**

Output Power Results

Channel	Frequency (MHz)	Antenna 5 Meas Power (dBm)	Total Corr'd Power (dBm)	Power Limit (dBm)	Power Margin (dB)
Low	5180	11.76	11.76	24.00	-12.24
Mid	5200	11.85	11.85	24.00	-12.15
High	5240	11.90	11.90	24.00	-12.10

PSD Results

Channel	Frequency (MHz)	Antenna 5 Meas PSD (dBm/1MHz)	Total Corr'd PSD (dBm/1MHz)	PSD Limit (dBm/ 1MHz)	PSD Margin (dB)
Low	5180	7.776	7.776	11.00	-3.224
Mid	5200	7.772	7.772	11.00	-3.228
High	5240	7.694	7.694	11.00	-3.306

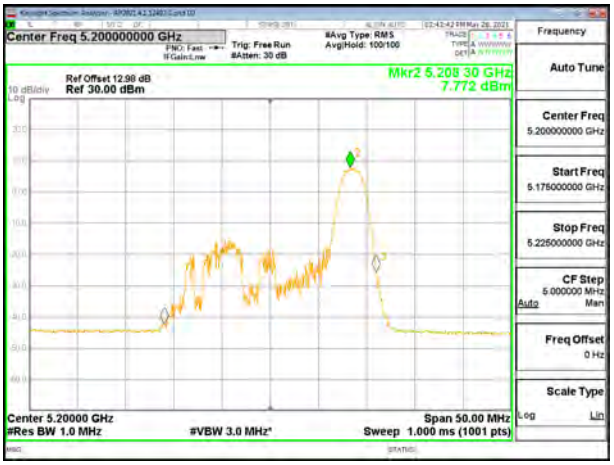

MID CHANNEL

UL VERIFICATION SERVICES INC.
47173 Benicia Street, Fremont, CA 94538; USA TEL:(510) 319-4000 FAX:(510) 661-0888

This report shall not be reproduced except in full, without the written approval of UL Verification Services Inc.

1TX Antenna 5 MODE (FCC) MOBILE – SU Mode

Test Engineer:	19431
Test Date:	5/29/2021

Antenna Gain and Limits

Channel	Frequency (MHz)	Directional Gain (dBi)	Power Limit (dBm)	PSD Limit (dBm/ 1MHz)
Low	5180	-4.00	24.00	11.00
Mid	5200	-4.00	24.00	11.00
High	5240	-4.00	24.00	11.00

Duty Cycle CF (dB)	0.00	**Included in Calculations of Corr'd PSD**

Output Power Results

Channel	Frequency (MHz)	Antenna 5 Meas Power (dBm)	Total Corr'd Power (dBm)	Power Limit (dBm)	Power Margin (dB)
Low	5180	18.39	18.39	24.00	-5.61
Mid	5200	19.96	19.96	24.00	-4.04
High	5240	19.93	19.93	24.00	-4.07

PSD Results

Channel	Frequency (MHz)	Antenna 5 Meas PSD (dBm/1MHz)	Total Corr'd PSD (dBm/1MHz)	PSD Limit (dBm/ 1MHz)	PSD Margin (dB)
Low	5180	6.275	6.275	11.00	-4.725
Mid	5200	8.397	8.397	11.00	-2.603
High	5240	8.226	8.226	11.00	-2.774

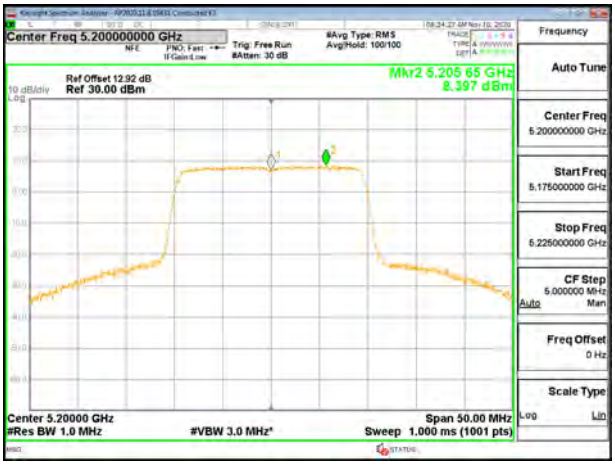

MID CHANNEL

UL VERIFICATION SERVICES INC.
47173 Benicia Street, Fremont, CA 94538; USA TEL:(510) 319-4000 FAX:(510) 661-0888

This report shall not be reproduced except in full, without the written approval of UL Verification Services Inc.

2TX Antenna 6 + Antenna 5 OFDMA MODE (FCC) MOBILE – 26 Tones, RU Index 0

Test Engineer:	19431
Test Date:	5/29/2021

Antenna Gain and Limits

Channel	Frequency (MHz)	Directional Gain for Power (dBi)	Directional Gain for PSD (dBi)	Power Limit (dBm)	PSD Limit (dBm/ 1MHz)
Low	5180	-5.00	-2.06	24.00	11.00
Mid	5200	-5.00	-2.06	24.00	11.00
High	5240	-5.00	-2.06	24.00	11.00

Duty Cycle CF (dB)	0.00	**Included in Calculations of Corr'd PSD**

Output Power Results

Channel	Frequency (MHz)	Antenna 6 Meas Power (dBm)	Antenna 5 Meas Power (dBm)	Total Corr'd Power (dBm)	Power Limit (dBm)	Power Margin (dB)
Low	5180	8.91	8.94	11.94	24.00	-12.06
Mid	5200	8.97	8.91	11.95	24.00	-12.05
High	5240	8.96	8.91	11.95	24.00	-12.05

PSD Results

Channel	Frequency (MHz)	Antenna 6 Meas PSD (dBm/1MHz)	Antenna 5 Meas PSD (dBm/1MHz)	Total Corr'd PSD (dBm/1MHz)	PSD Limit (dBm/ 1MHz)	PSD Margin (dB)
Low	5180	6.789	6.793	9.801	11.00	-1.199
Mid	5200	6.494	6.561	9.538	11.00	-1.462
High	5240	6.585	6.551	9.578	11.00	-1.422

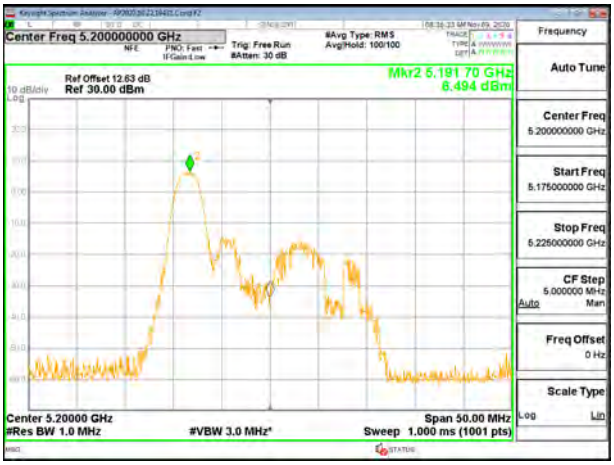

MID CHANNEL ANT 6

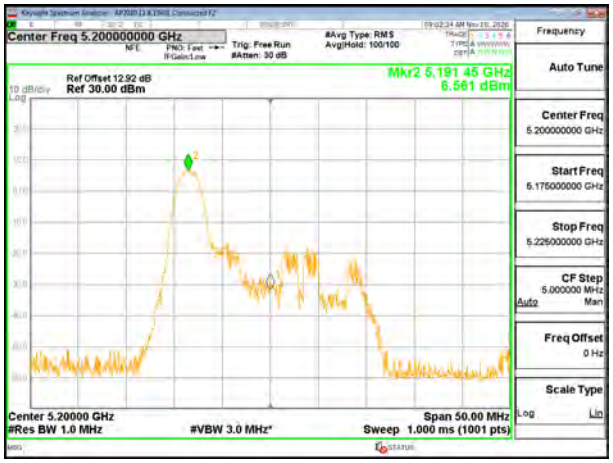

MID CHANNEL ANT 5

UL VERIFICATION SERVICES INC.
47173 Benicia Street, Fremont, CA 94538; USA TEL:(510) 319-4000 FAX:(510) 661-0888

This report shall not be reproduced except in full, without the written approval of UL Verification Services Inc.