BANDEDGE (HIGH CHANNEL, CH 10)

HORIZONTAL RESULT

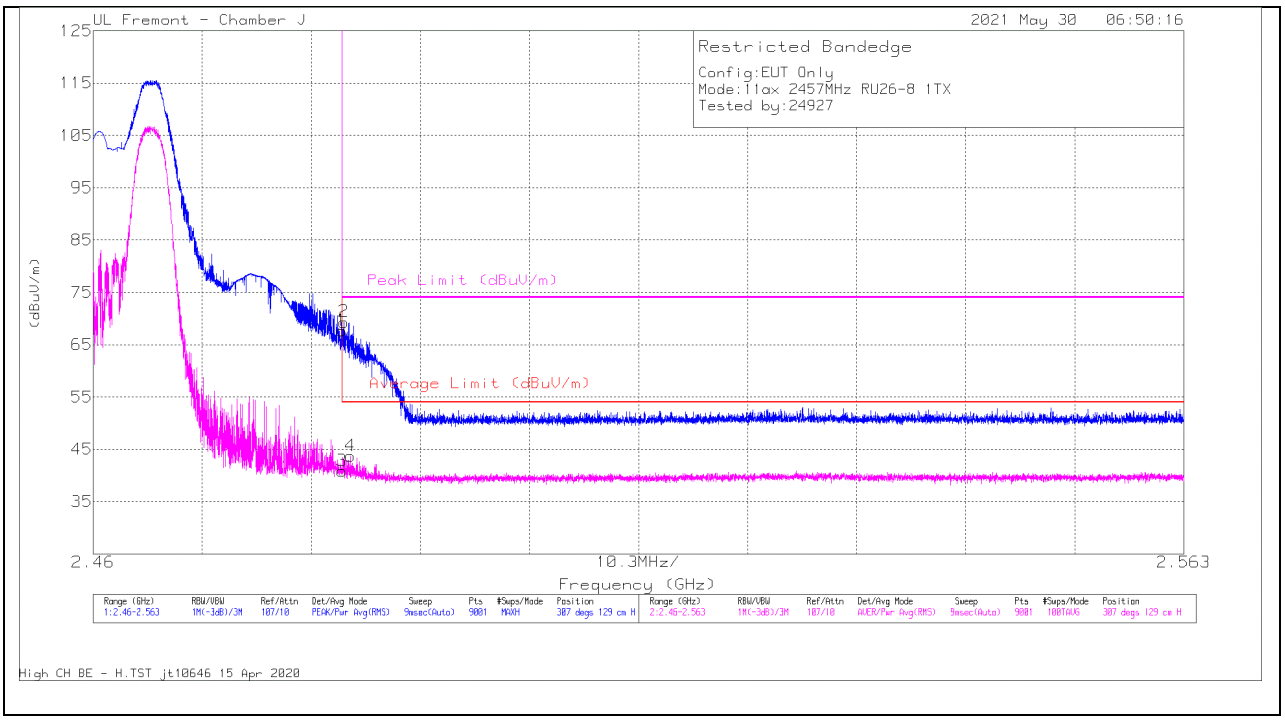

Marker	Frequency (GHz)	Meter Reading (dBuV)	Det	AF PRE0100034 (dB/m)	Amp/Cbl/Fltr/Pad (dB)	Corrected Reading (dBuV/m)	Average Limit (dBuV/m)	Margin (dB)	Peak Limit (dBuV/m)	PK Margin (dB)	Azimuth (Degs)	Height (cm)	Polarity
1	* 2.48351	60.37	Pk	32.5	-25.2	67.67	-	-	74	-6.33	307	129	H
2	* 2.48367	62.05	Pk	32.5	-25.2	69.35	-	-	74	-4.65	307	129	H
3	* 2.48351	33.57	RMS	32.5	-25.2	40.87	54	-13.13	-	-	307	129	H
4	* 2.48427	36.4	RMS	32.5	-25.2	43.7	54	-10.3	-	-	307	129	H

* - indicates frequency in CFR47 Pt 15 / IC RSS-Restricted Band
Pk - Peak detector
RMS - RMS detection

UL VERIFICATION SERVICES INC.
47173 Benicia Street, Fremont, CA 94538; USA TEL:(510) 319-4000 FAX:(510) 661-0888
This report shall not be reproduced except in full, without the written approval of UL Verification Services Inc.

VERTICAL RESULT

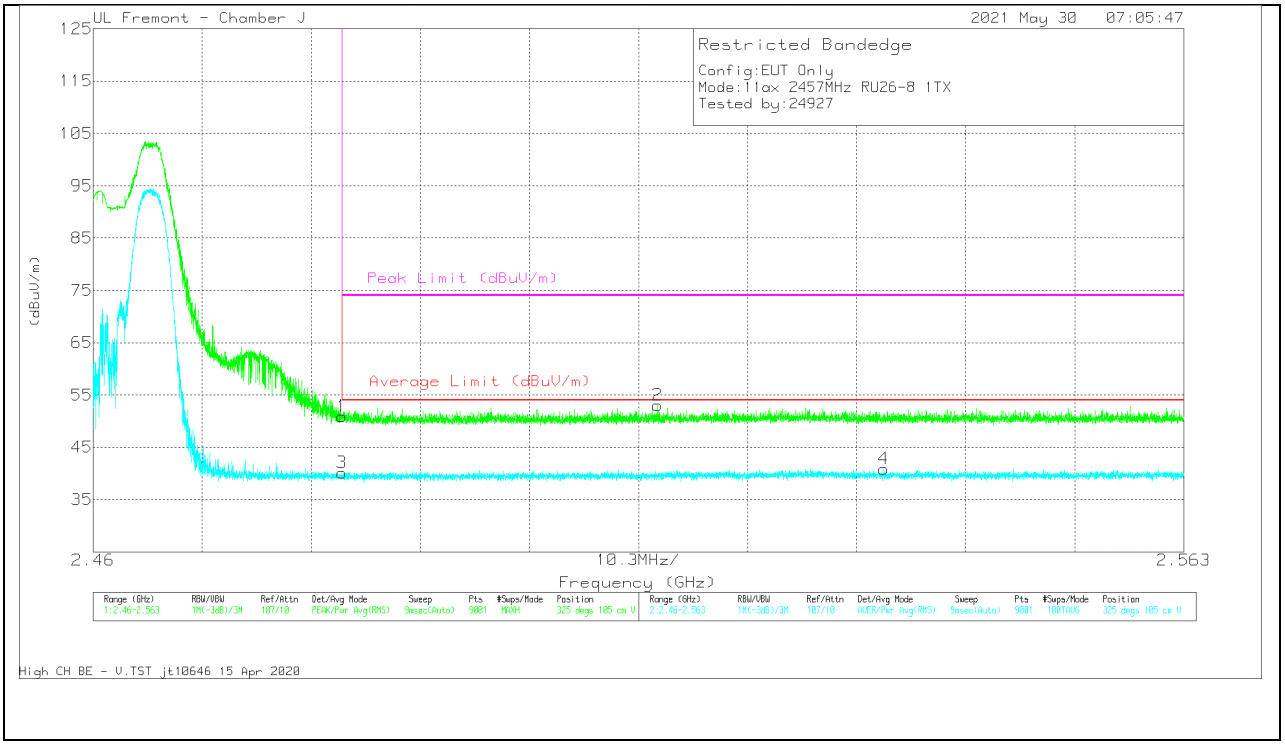

Marker	Frequency (GHz)	Meter Reading (dBuV)	Det	AF PRE0100034 (dB/m)	Amp/Cbl/ Fltr/Pad (dB)	Corrected Reading (dBuV/m)	Average Limit (dBuV/m)	Margin (dB)	Peak Limit (dBuV/m)	PK Margin (dB)	Azimuth (Degs)	Height (cm)	Polarity
1	* 2.48351	43.62	Pk	32.5	-25.2	50.92	-	-	74	-23.08	325	105	V
2	2.51333	45.63	Pk	32.6	-25.2	53.03	-	-	74	-20.97	325	105	V
3	* 2.48351	32.81	RMS	32.5	-25.2	40.11	54	-13.89	-	-	325	105	V
4	2.53468	33.26	RMS	32.7	-25.1	40.86	54	-13.14	-	-	325	105	V

* - indicates frequency in CFR47 Pt 15 / IC RSS-Restricted Band
Pk - Peak detector
RMS - RMS detection

UL VERIFICATION SERVICES INC.
47173 Benicia Street, Fremont, CA 94538; USA TEL:(510) 319-4000 FAX:(510) 661-0888
This report shall not be reproduced except in full, without the written approval of UL Verification Services Inc.

BANDEDGE (HIGH CHANNEL, CH 11)

HORIZONTAL RESULT

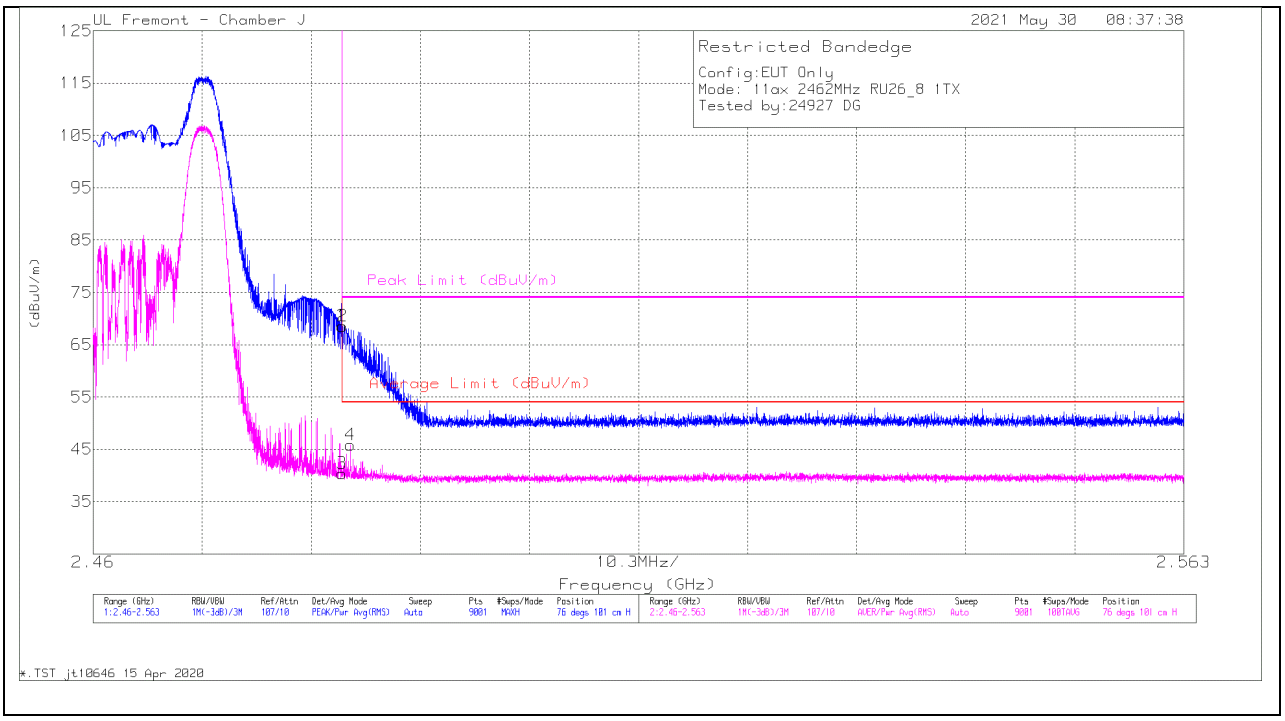

Marker	Frequency (GHz)	Meter Reading (dBuV)	Det	AF PRE010003 4 (dB/m)	Amp/Cbl/Flt r/Pad (dB)	Corrected Reading (dBuV/m)	Average Limit (dBuV/m)	Margin (dB)	Peak Limit (dBuV/m)	PK Margin (dB)	Azimuth (Degs)	Height (cm)	Polarity
1	* 2.48351	61.2	Pk	32.5	-25.2	68.5	-	-	74	-5.5	76	101	H
2	* 2.48353	61.28	Pk	32.5	-25.2	68.58	-	-	74	-5.42	76	101	H
3	* 2.48351	33.01	RMS	32.5	-25.2	40.31	54	-13.69	-	-	76	101	H
4	* 2.48427	38.5	RMS	32.5	-25.2	45.8	54	-8.2	-	-	76	101	H

* - indicates frequency in CFR47 Pt 15 / IC RSS-Restricted Band
Pk - Peak detector
RMS - RMS detection

UL VERIFICATION SERVICES INC.
47173 Benicia Street, Fremont, CA 94538; USA TEL:(510) 319-4000 FAX:(510) 661-0888
This report shall not be reproduced except in full, without the written approval of UL Verification Services Inc.

VERTICAL RESULT

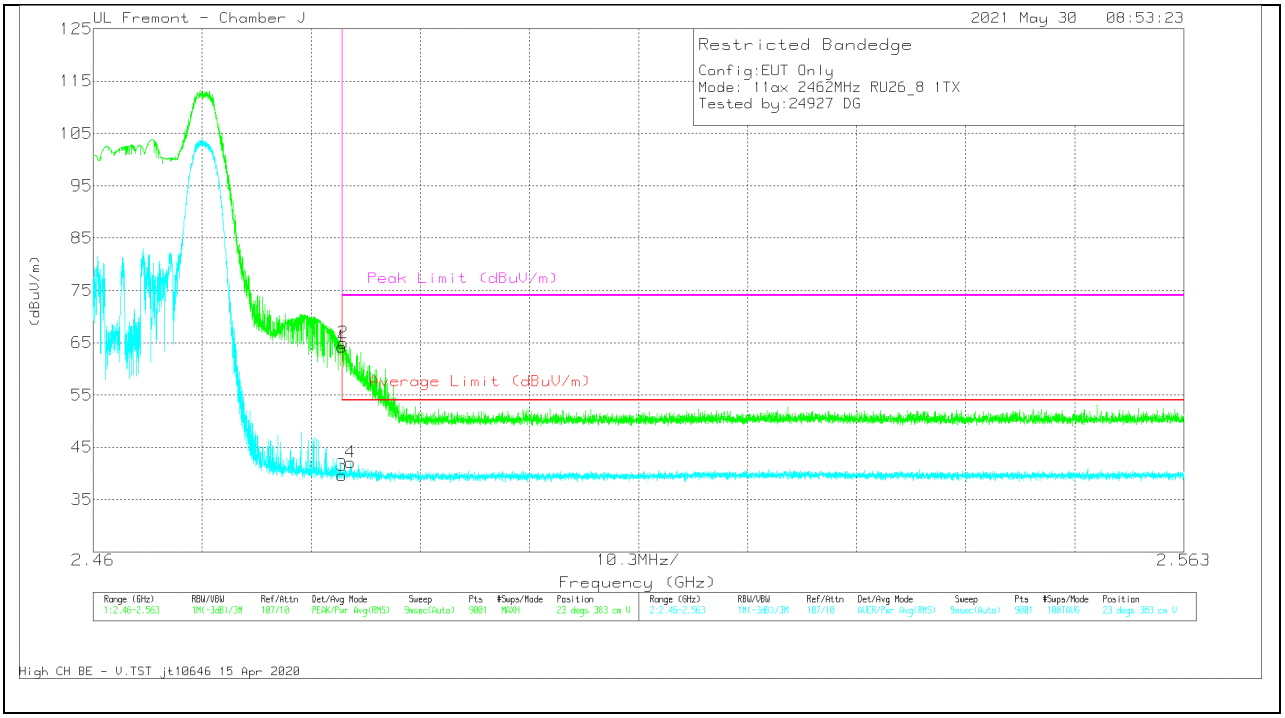

Marker	Frequency (GHz)	Meter Reading (dBuV)	Det	AF PRE010003 4 (dB/m)	Amp/Cbl/Flt r/Pad (dB)	Corrected Reading (dBuV/m)	Average Limit (dBuV/m)	Margin (dB)	Peak Limit (dBuV/m)	PK Margin (dB)	Azimuth (Degs)	Height (cm)	Polarity
1	* 2.48351	56.94	Pk	32.5	-25.2	64.24	-	-	74	-9.76	23	383	V
2	* 2.48361	57.64	Pk	32.5	-25.2	64.94	-	-	74	-9.06	23	383	V
3	* 2.48351	32.32	RMS	32.5	-25.2	39.62	54	-14.38	-	-	23	383	V
4	* 2.48427	34.78	RMS	32.5	-25.2	42.08	54	-11.92	-	-	23	383	V

* - indicates frequency in CFR47 Pt 15 / IC RSS-Restricted Band
Pk - Peak detector
RMS - RMS detection

UL VERIFICATION SERVICES INC.
47173 Benicia Street, Fremont, CA 94538; USA TEL:(510) 319-4000 FAX:(510) 661-0888
This report shall not be reproduced except in full, without the written approval of UL Verification Services Inc.

BANDEDGE (HIGH CHANNEL, CH 12)

HORIZONTAL RESULT

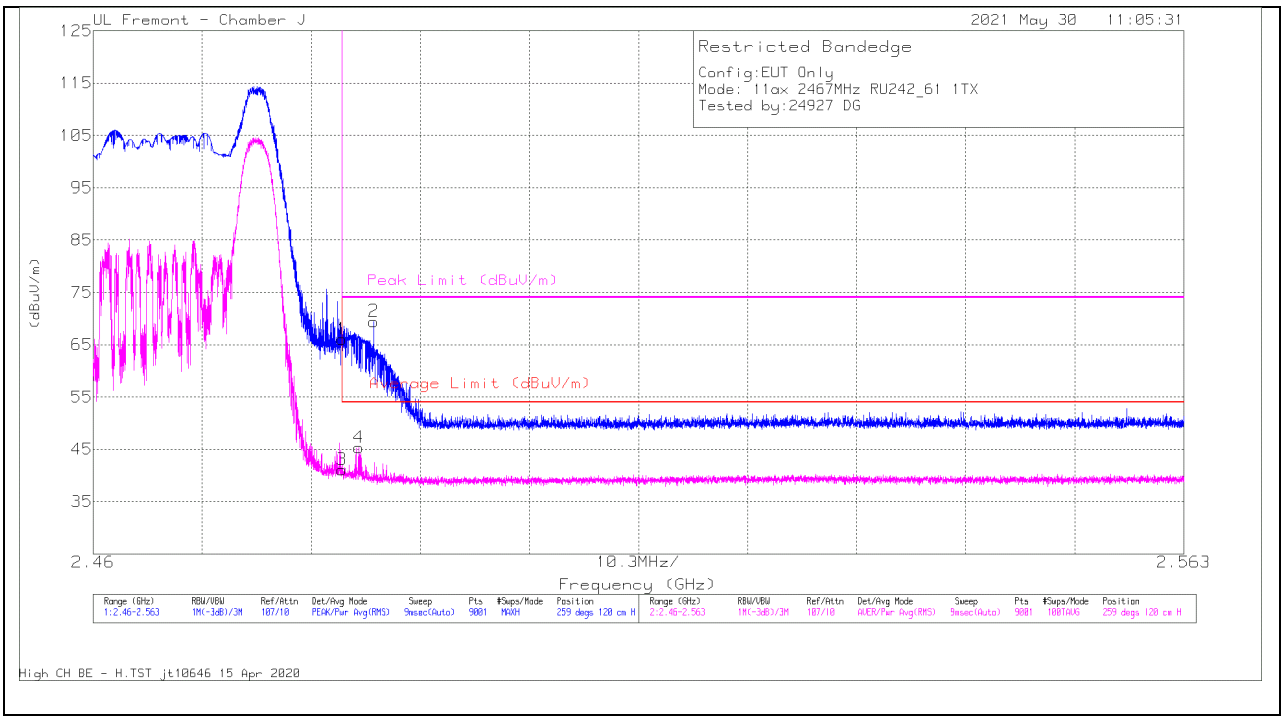

Marker	Frequency (GHz)	Meter Reading (dBuV)	Det	AF PRE010003 4 (dB/m)	Amp/Cbl/Flt r/Pad (dB)	Corrected Reading (dBuV/m)	Average Limit (dBuV/m)	Margin (dB)	Peak Limit (dBuV/m)	PK Margin (dB)	Azimuth (Degs)	Height (cm)	Polarity
1	* 2.48351	58.8	Pk	32.5	-25.2	66.1	-	-	74	-7.9	259	120	H
2	* 2.48649	62.17	Pk	32.5	-25.2	69.47	-	-	74	-4.53	259	120	H
3	* 2.48351	33.78	RMS	32.5	-25.2	41.08	54	-12.92	-	-	259	120	H
4	* 2.48506	38.05	RMS	32.5	-25.2	45.35	54	-8.65	-	-	259	120	H

* - indicates frequency in CFR47 Pt 15 / IC RSS-Restricted Band
Pk - Peak detector
RMS - RMS detection

UL VERIFICATION SERVICES INC.
47173 Benicia Street, Fremont, CA 94538; USA TEL:(510) 319-4000 FAX:(510) 661-0888
This report shall not be reproduced except in full, without the written approval of UL Verification Services Inc.

VERTICAL RESULT

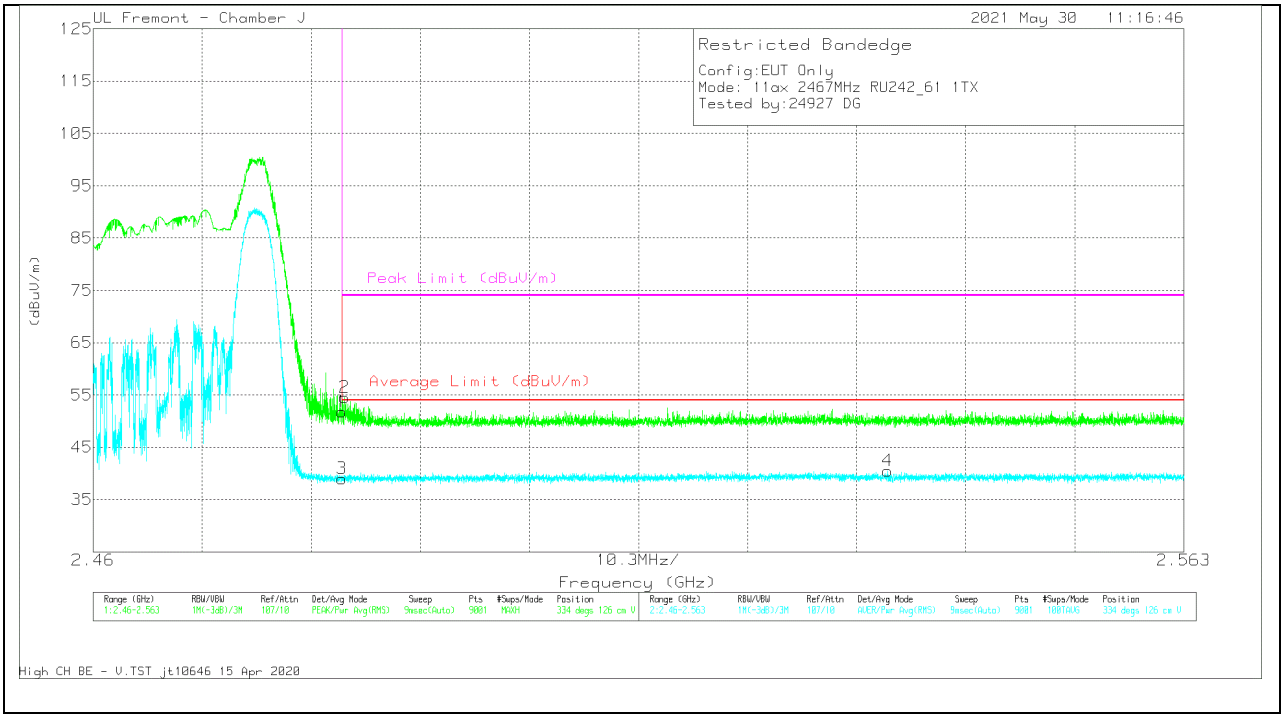

Marker	Frequency (GHz)	Meter Reading (dBuV)	Det	AF PRE010003 4 (dB/m)	Amp/Cbl/Flt r/Pad (dB)	Corrected Reading (dBuV/m)	Average Limit (dBuV/m)	Margin (dB)	Peak Limit (dBuV/m)	PK Margin (dB)	Azimuth (Degs)	Height (cm)	Polarity
1	* 2.48351	44.48	Pk	32.5	-25.2	51.78	-	-	74	-22.22	334	126	V
2	* 2.48377	47.25	Pk	32.5	-25.2	54.55	-	-	74	-19.45	334	126	V
3	* 2.48351	31.75	RMS	32.5	-25.2	39.05	54	-14.95	-	-	334	126	V
4	2.535	32.84	RMS	32.7	-25.1	40.44	54	-13.56	-	-	334	126	V

* - indicates frequency in CFR47 Pt 15 / IC RSS-Restricted Band
Pk - Peak detector
RMS - RMS detection

UL VERIFICATION SERVICES INC.
47173 Benicia Street, Fremont, CA 94538; USA TEL:(510) 319-4000 FAX:(510) 661-0888
This report shall not be reproduced except in full, without the written approval of UL Verification Services Inc.

BANDEDGE (HIGH CHANNEL, CH 13)

HORIZONTAL RESULT

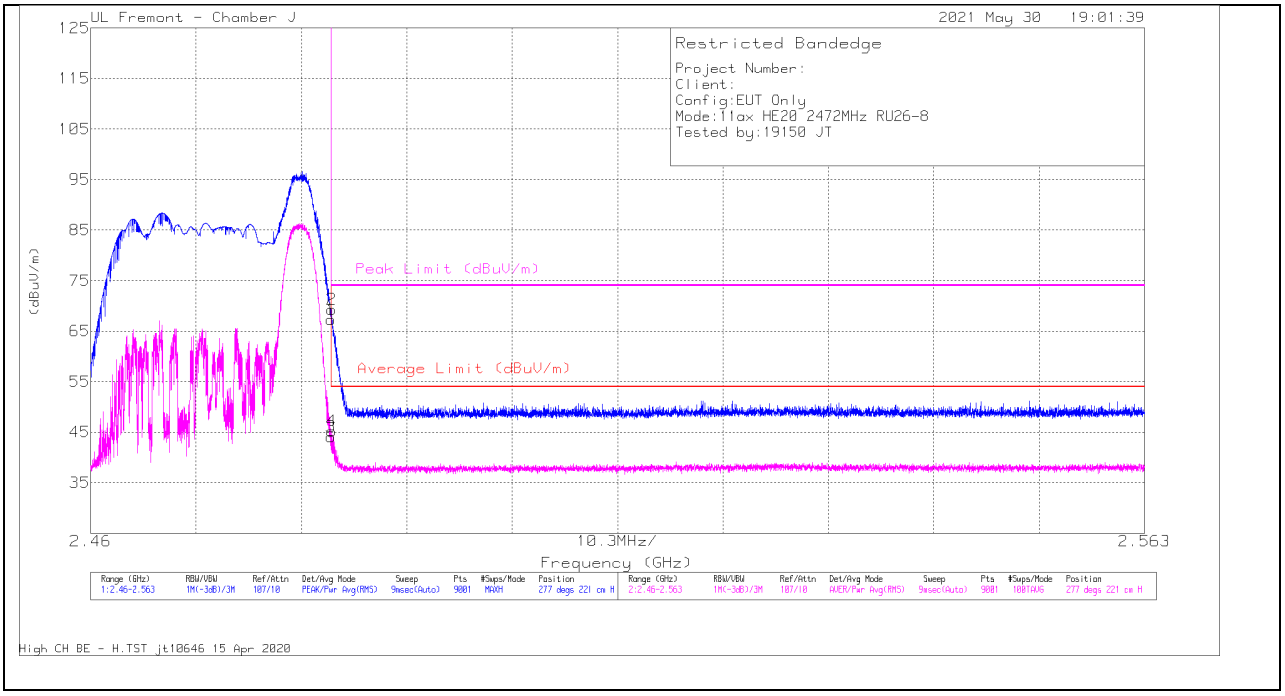

Marker	Frequency (GHz)	Meter Reading (dBuV)	Det	AF PRE010003 4 (dB/m)	Amp/Cbl/Flt r/Pad (dB)	Corrected Reading (dBuV/m)	Average Limit (dBuV/m)	Margin (dB)	Peak Limit (dBuV/m)	PK Margin (dB)	Azimuth (Degs)	Height (cm)	Polarity
1	* 2.48351	60.02	Pk	32.5	-25.2	67.32	-	-	74	-6.68	277	221	H
2	* 2.48354	61.96	Pk	32.5	-25.2	69.26	-	-	74	-4.74	277	221	H
3	* 2.48351	36.75	RMS	32.5	-25.2	44.05	54	-9.95	-	-	277	221	H
4	* 2.48353	37.95	RMS	32.5	-25.2	45.25	54	-8.75	-	-	277	221	H

* - indicates frequency in CFR47 Pt 15 / IC RSS-Restricted Band
Pk - Peak detector
RMS - RMS detection

UL VERIFICATION SERVICES INC.
47173 Benicia Street, Fremont, CA 94538; USA TEL:(510) 319-4000 FAX:(510) 661-0888
This report shall not be reproduced except in full, without the written approval of UL Verification Services Inc.

VERTICAL RESULT

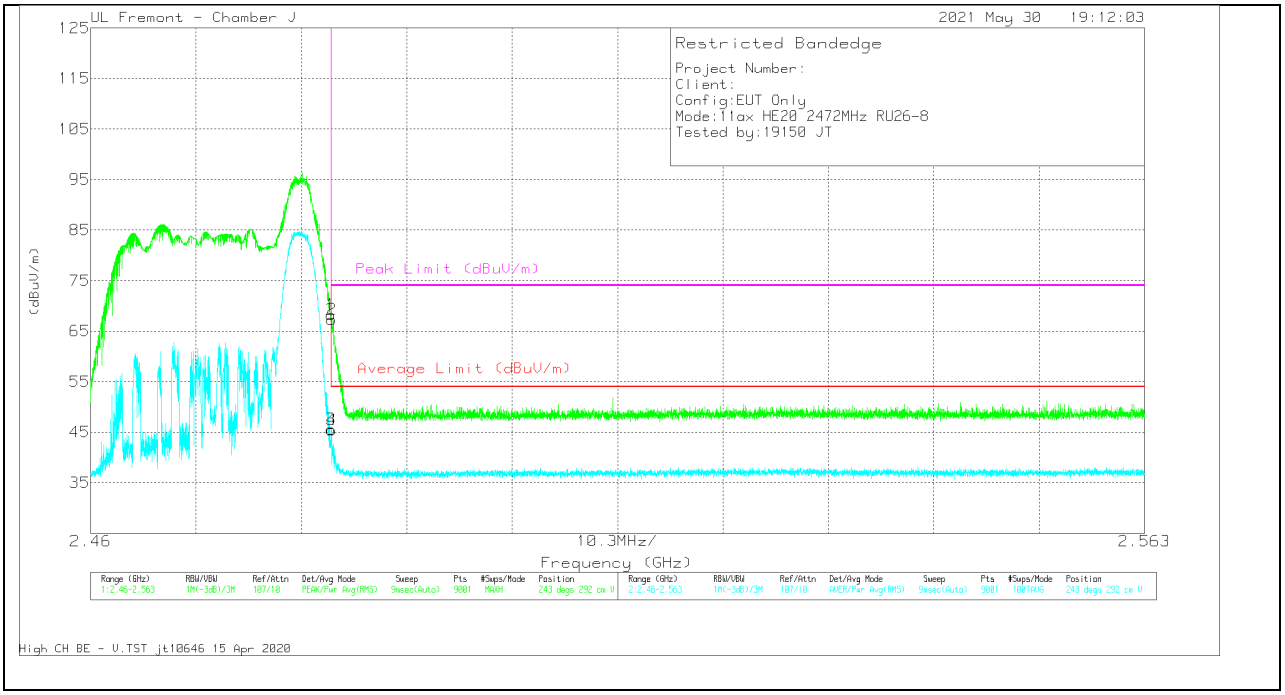

Marker	Frequency (GHz)	Meter Reading (dBuV)	Det	AF PRE010003 4 (dB/m)	Amp/Cbl/Flt r/Pad (dB)	Corrected Reading (dBuV/m)	Average Limit (dBuV/m)	Margin (dB)	Peak Limit (dBuV/m)	PK Margin (dB)	Azimuth (Degs)	Height (cm)	Polarity
1	* 2.48351	60.95	Pk	32.5	-25.2	68.25	-	-	74	-5.75	243	292	V
2	* 2.48355	60	Pk	32.5	-25.2	67.3	-	-	74	-6.7	243	292	V
3	* 2.48351	38.29	RMS	32.5	-25.2	45.59	54	-8.41	-	-	243	292	V
4	* 2.48353	38.11	RMS	32.5	-25.2	45.41	54	-8.59	-	-	243	292	V

* - indicates frequency in CFR47 Pt 15 / IC RSS-Restricted Band
Pk - Peak detector
RMS - RMS detection

UL VERIFICATION SERVICES INC.
47173 Benicia Street, Fremont, CA 94538; USA TEL:(510) 319-4000 FAX:(510) 661-0888
This report shall not be reproduced except in full, without the written approval of UL Verification Services Inc.

1TX ANT 4 MODE: 242-Tones, RU Index 61

BANDEDGE (LOW CHANNEL, CH 1)

HORIZONTAL RESULT

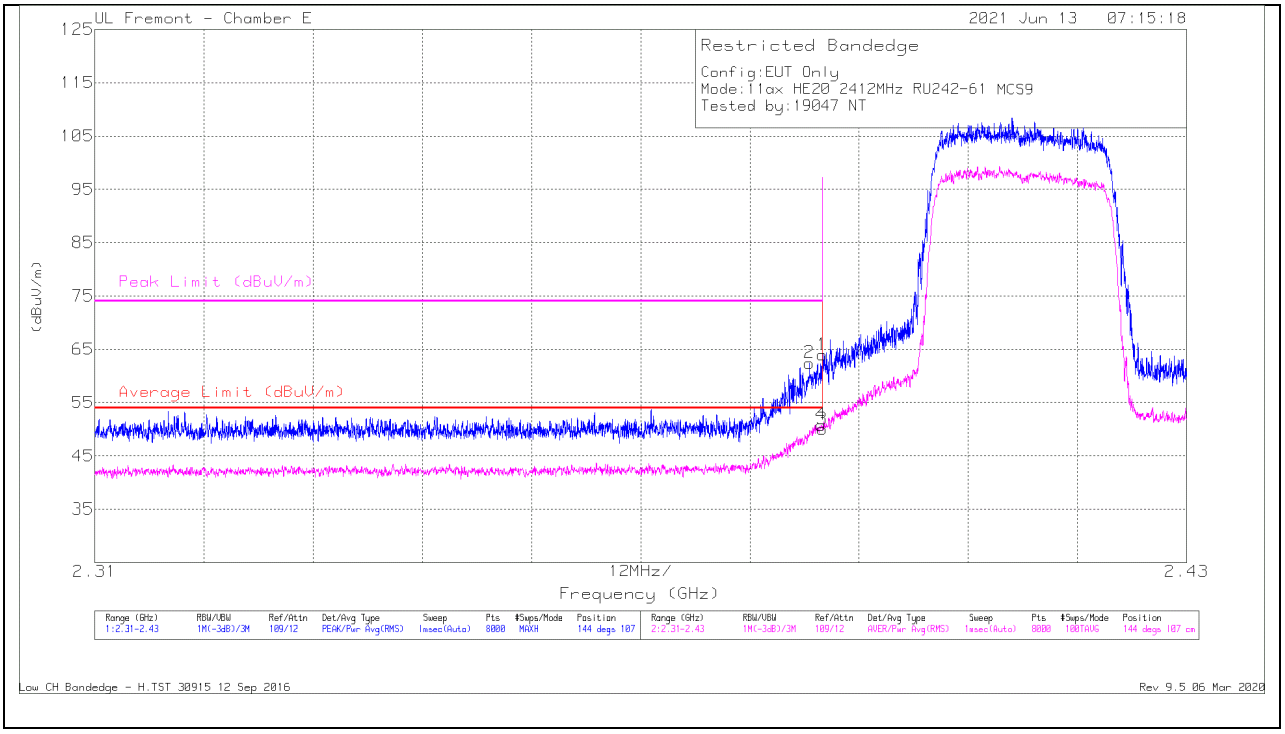

Marker	Frequency (GHz)	Meter Reading (dBuV)	Det	AF PRE0078 107 (dB/m)	Amp/Cbl/ Fltr/Pad (dB)	Corrected Reading (dBuV/m)	Average Limit (dBuV/m)	Margin (dB)	Peak Limit (dBuV/m)	PK Margin (dB)	Azimuth (Degs)	Height (cm)	Polarity
1	* 2.38999	49.35	Pk	32.2	-17.6	63.95	-	-	74	-10.05	144	107	H
2	* 2.38854	47.85	Pk	32.2	-17.6	62.45	-	-	74	-11.55	144	107	H
3	* 2.38999	35.43	RMS	32.2	-17.6	50.03	54	-3.97	-	-	144	107	H
4	* 2.38983	36.23	RMS	32.2	-17.6	50.83	54	-3.17	-	-	144	107	H

* - indicates frequency in CFR47 Pt 15 / IC RSS-Restricted Band
Pk - Peak detector
RMS - RMS detection

UL VERIFICATION SERVICES INC.
47173 Benicia Street, Fremont, CA 94538; USA TEL:(510) 319-4000 FAX:(510) 661-0888
This report shall not be reproduced except in full, without the written approval of UL Verification Services Inc.

VERTICAL RESULT

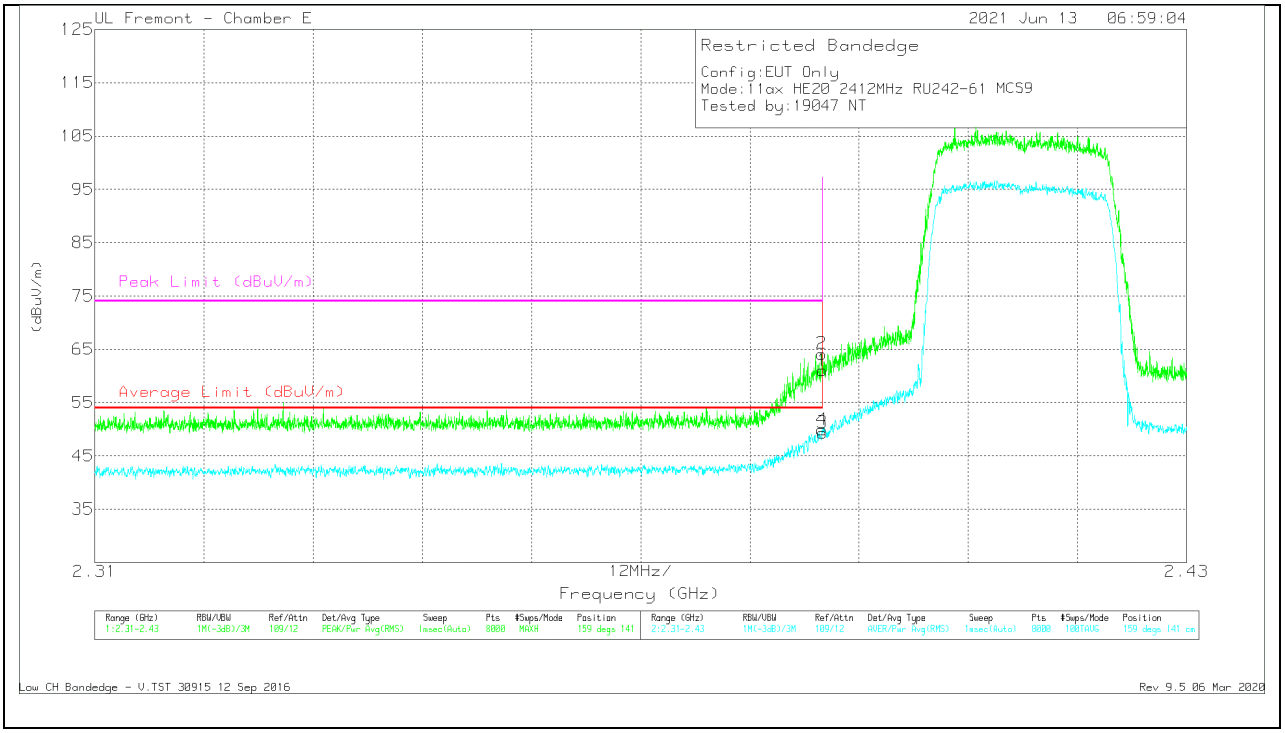

Marker	Frequency (GHz)	Meter Reading (dBuV)	Det	AF PRE0078 107 (dB/m)	Amp/Cbl/ Fltr/Pad (dB)	Corrected Reading (dBuV/m)	Average Limit (dBuV/m)	Margin (dB)	Peak Limit (dBuV/m)	PK Margin (dB)	Azimuth (Degs)	Height (cm)	Polarity
1	* 2.38999	46.45	Pk	32.2	-17.6	61.05	-	-	74	-12.95	159	141	V
2	* 2.38987	49.56	Pk	32.2	-17.6	64.16	-	-	74	-9.84	159	141	V
3	* 2.38999	34.75	RMS	32.2	-17.6	49.35	54	-4.65	-	-	159	141	V
4	* 2.38993	35.29	RMS	32.2	-17.6	49.89	54	-4.11	-	-	159	141	V

* - indicates frequency in CFR47 Pt 15 / IC RSS-Restricted Band
Pk - Peak detector
RMS - RMS detection

UL VERIFICATION SERVICES INC.
47173 Benicia Street, Fremont, CA 94538; USA TEL:(510) 319-4000 FAX:(510) 661-0888
This report shall not be reproduced except in full, without the written approval of UL Verification Services Inc.

BANDEDGE (LOW CHANNEL, CH 2)

HORIZONTAL RESULT

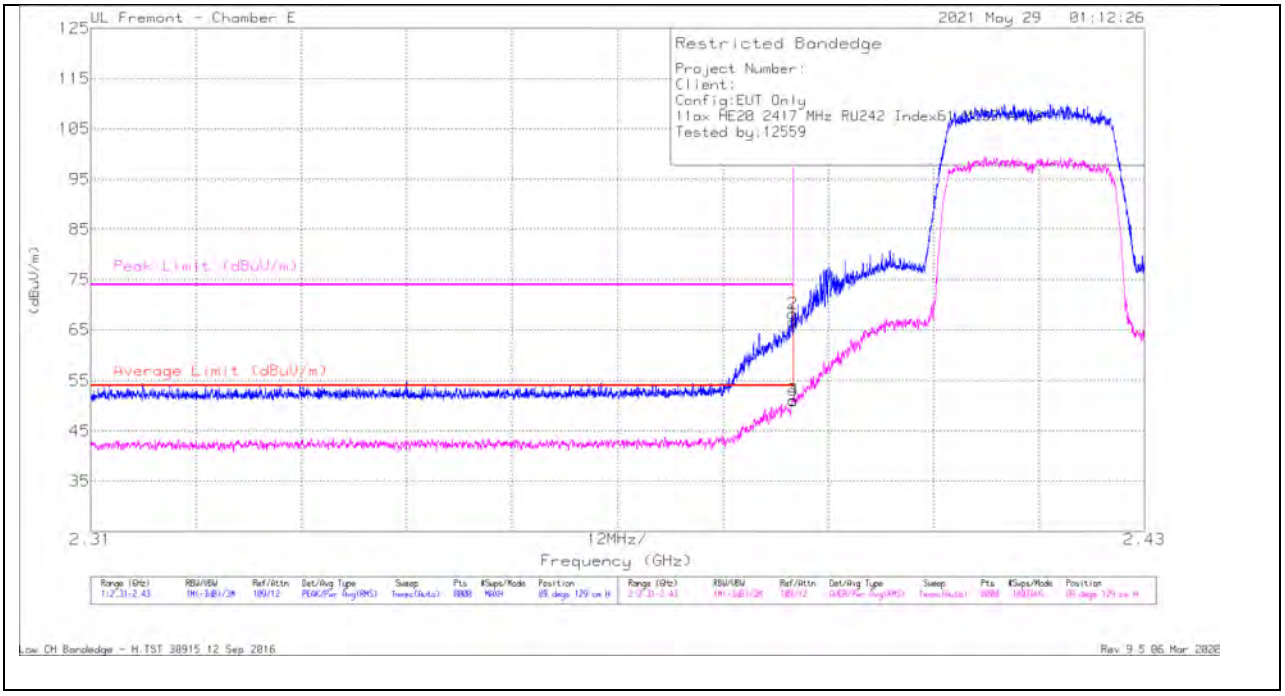

Marker	Frequency (GHz)	Meter Reading (dBuV)	Det	AF PRE0078 107 (dB/m)	Amp/Cbl/ Fltr/Pad (dB)	Corrected Reading (dBuV/m)	Average Limit (dBuV/m)	Margin (dB)	Peak Limit (dBuV/m)	PK Margin (dB)	Azimuth (Degs)	Height (cm)	Polarity
1	* 2.38999	52	Pk	32.2	-17.6	66.6	-	-	74	-7.4	89	129	H
2	* 2.38996	53.58	Pk	32.2	-17.6	68.18	-	-	74	-5.82	89	129	H
3	* 2.38999	36.48	RMS	32.2	-17.6	51.08	54	-2.92	-	-	89	129	H
4	* 2.38998	36.42	RMS	32.2	-17.6	51.02	54	-2.98	-	-	89	129	H

* - indicates frequency in CFR47 Pt 15 / IC RSS-Restricted Band
Pk - Peak detector
RMS - RMS detection

UL VERIFICATION SERVICES INC.
47173 Benicia Street, Fremont, CA 94538; USA TEL:(510) 319-4000 FAX:(510) 661-0888
This report shall not be reproduced except in full, without the written approval of UL Verification Services Inc.

VERTICAL RESULT

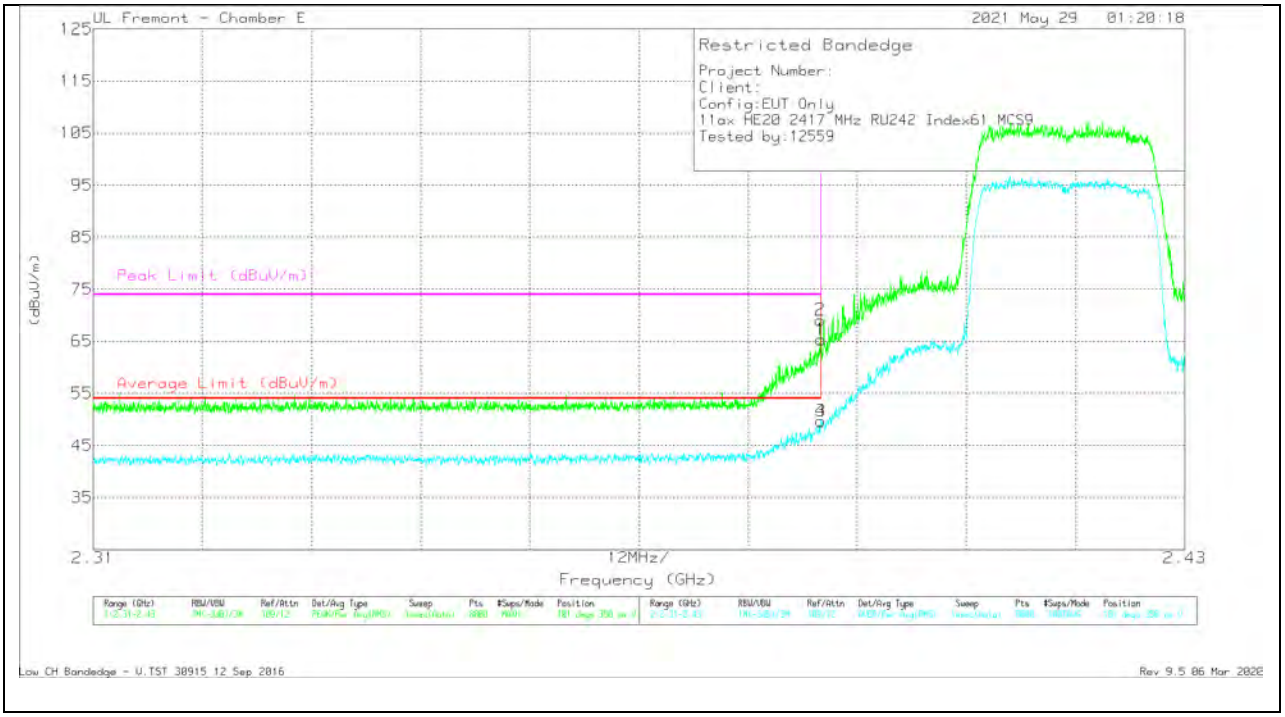

Marker	Frequency (GHz)	Meter Reading (dBuV)	Det	AF PRE0078 107 (dB/m)	Amp/Cbl/ Fltr/Pad (dB)	Corrected Reading (dBuV/m)	Average Limit (dBuV/m)	Margin (dB)	Peak Limit (dBuV/m)	PK Margin (dB)	Azimuth (Degs)	Height (cm)	Polarity
1	* 2.38999	50.78	Pk	32.2	-17.6	65.38	-	-	74	-8.62	101	350	V
2	* 2.38995	54.45	Pk	32.2	-17.6	69.05	-	-	74	-4.95	101	350	V
3	* 2.38999	35.01	RMS	32.2	-17.6	49.61	54	-4.39	-	-	101	350	V
4	* 2.38998	34.98	RMS	32.2	-17.6	49.58	54	-4.42	-	-	101	350	V

* - indicates frequency in CFR47 Pt 15 / IC RSS-Restricted Band
Pk - Peak detector
RMS - RMS detection

UL VERIFICATION SERVICES INC.
47173 Benicia Street, Fremont, CA 94538; USA TEL:(510) 319-4000 FAX:(510) 661-0888
This report shall not be reproduced except in full, without the written approval of UL Verification Services Inc.

BANDEDGE (LOW CHANNEL, CH 3)

HORIZONTAL RESULT

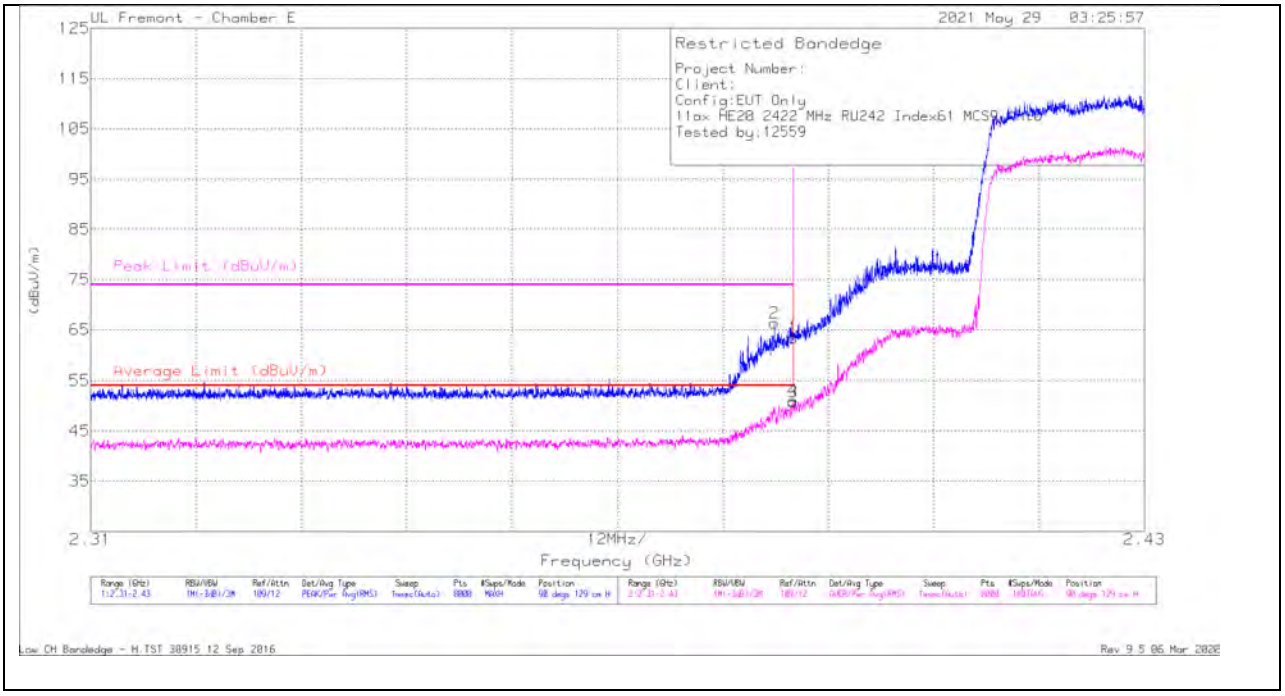

Marker	Frequency (GHz)	Meter Reading (dBuV)	Det	AF PRE0078107 (dB/m)	Amp/Cbl/ Fltr/Pad (dB)	Corrected Reading (dBuV/m)	Average Limit (dBuV/m)	Margin (dB)	Peak Limit (dBuV/m)	PK Margin (dB)	Azimuth (Degs)	Height (cm)	Polarity
2	* 2.38786	51.73	Pk	32.2	-17.6	66.33	-	-	74	-7.67	90	129	H
4	* 2.38998	36.38	RMS	32.2	-17.6	50.98	54	-3.02	-	-	90	129	H
1	* 2.38999	48.84	Pk	32.2	-17.6	63.44	-	-	74	-10.56	90	129	H
3	* 2.38999	36.15	RMS	32.2	-17.6	50.75	54	-3.25	-	-	90	129	H

* - indicates frequency in CFR47 Pt 15 / IC RSS-Restricted Band
Pk - Peak detector
RMS - RMS detection

UL VERIFICATION SERVICES INC.
47173 Benicia Street, Fremont, CA 94538; USA TEL:(510) 319-4000 FAX:(510) 661-0888
This report shall not be reproduced except in full, without the written approval of UL Verification Services Inc.

VERTICAL RESULT

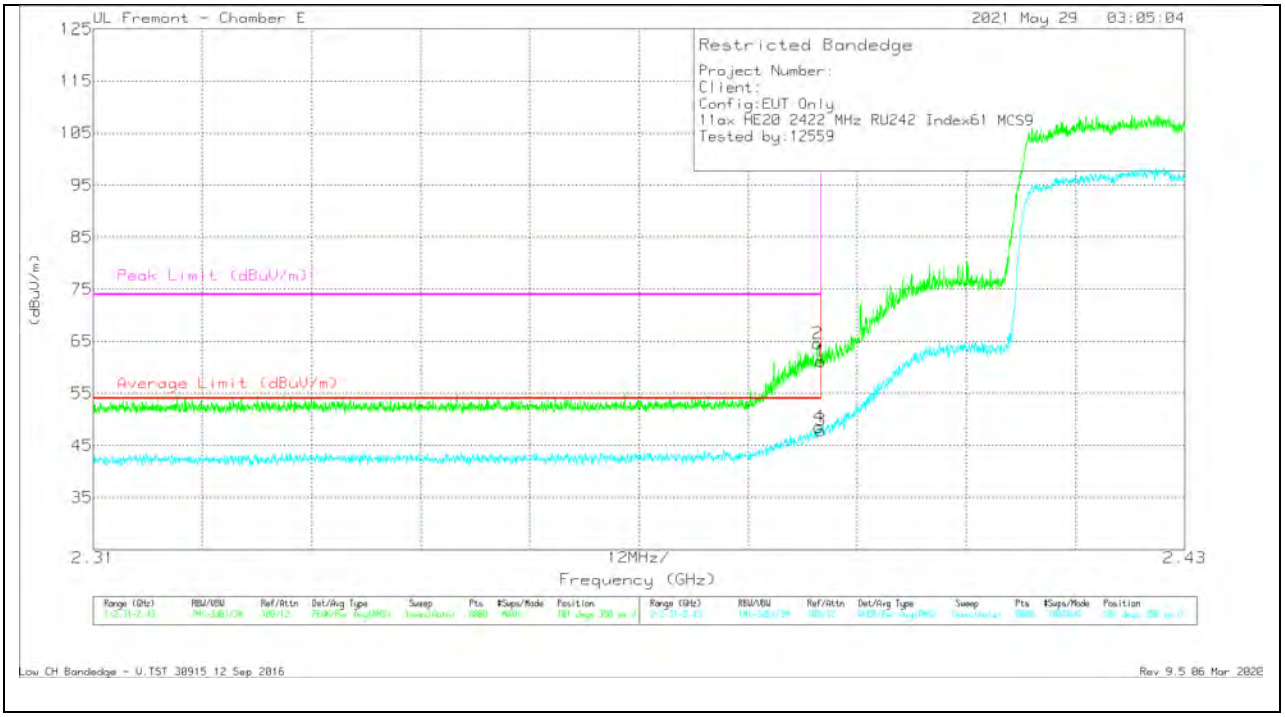

Marker	Frequency (GHz)	Meter Reading (dBuV)	Det	AF PRE0078 107 (dB/m)	Amp/Cbl/ Fltr/Pad (dB)	Corrected Reading (dBuV/m)	Average Limit (dBuV/m)	Margin (dB)	Peak Limit (dBuV/m)	PK Margin (dB)	Azimuth (Degs)	Height (cm)	Polarity
2	* 2.38963	50.02	Pk	32.2	-17.6	64.62	-	-	74	-9.38	101	350	V
4	* 2.38981	33.86	RMS	32.2	-17.6	48.46	54	-5.54	-	-	101	350	V
1	* 2.38999	46.47	Pk	32.2	-17.6	61.07	-	-	74	-12.93	101	350	V
3	* 2.38999	33.27	RMS	32.2	-17.6	47.87	54	-6.13	-	-	101	350	V

* - indicates frequency in CFR47 Pt 15 / IC RSS-Restricted Band
Pk - Peak detector
RMS - RMS detection

UL VERIFICATION SERVICES INC.
47173 Benicia Street, Fremont, CA 94538; USA TEL:(510) 319-4000 FAX:(510) 661-0888
This report shall not be reproduced except in full, without the written approval of UL Verification Services Inc.

BANDEDGE (HIGH CHANNEL, CH 9)

HORIZONTAL RESULT

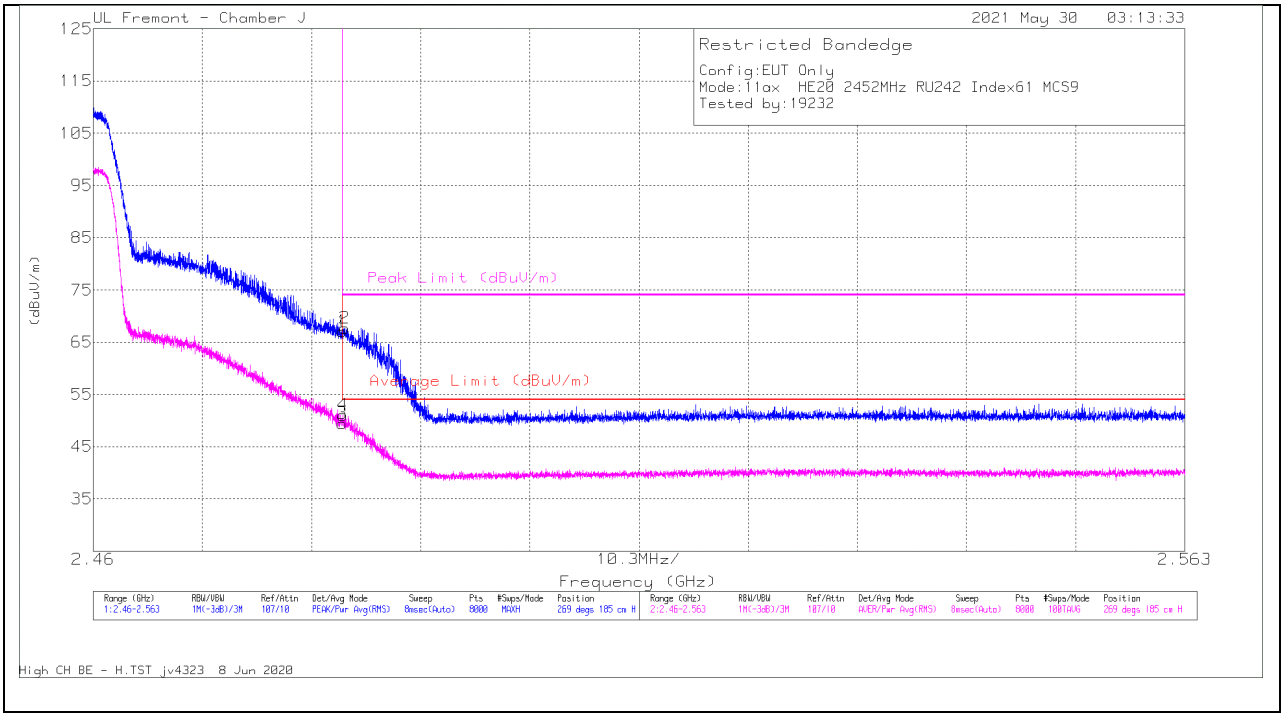

Marker	Frequency (GHz)	Meter Reading (dBuV)	Det	AF PRE0100 034 (dB/m)	Amp/Cbl/ Fltr/Pad (dB)	Corrected Reading (dBuV/m)	Average Limit (dBuV/m)	Margin (dB)	Peak Limit (dBuV/m)	PK Margin (dB)	Azimuth (Degs)	Height (cm)	Polarity
1	* 2.4835	48.75	Pk	32.5	-14.2	67.05	-	-	74	-6.95	269	185	H
2	* 2.48375	49.37	Pk	32.5	-14.2	67.67	-	-	74	-6.33	269	185	H
3	* 2.4835	31.17	RMS	32.5	-14.2	49.47	54	-4.53	-	-	269	185	H
4	* 2.48356	32.75	RMS	32.5	-14.2	51.05	54	-2.95	-	-	269	185	H

* - indicates frequency in CFR47 Pt 15 / IC RSS-Restricted Band
Pk - Peak detector
RMS - RMS detection

UL VERIFICATION SERVICES INC.
47173 Benicia Street, Fremont, CA 94538; USA TEL:(510) 319-4000 FAX:(510) 661-0888
This report shall not be reproduced except in full, without the written approval of UL Verification Services Inc.

VERTICAL RESULT

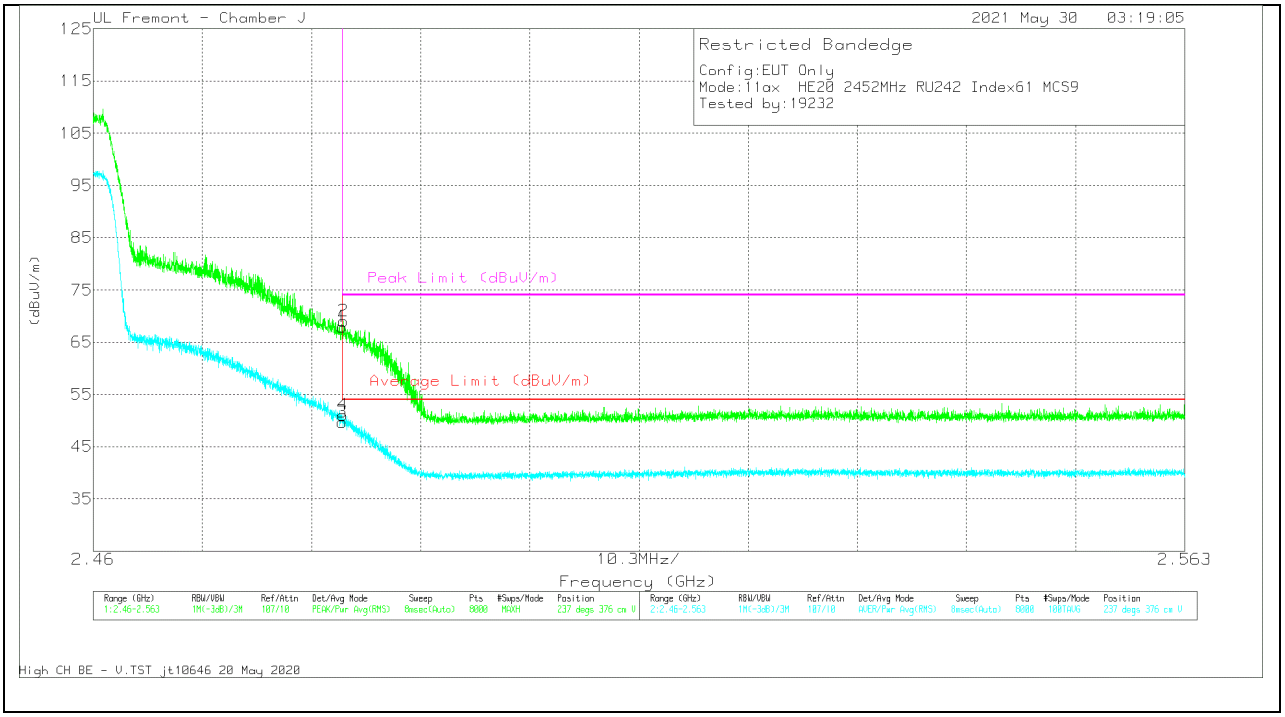

Marker	Frequency (GHz)	Meter Reading (dBuV)	Det	AF PRE0100 034 (dB/m)	Amp/Cbl/ Fltr/Pad (dB)	Corrected Reading (dBuV/m)	Average Limit (dBuV/m)	Margin (dB)	Peak Limit (dBuV/m)	PK Margin (dB)	Azimuth (Degs)	Height (cm)	Polarity
1	* 2.4835	49.62	Pk	32.5	-14.2	67.92	-	-	74	-6.08	237	376	V
2	* 2.48363	50.79	Pk	32.5	-14.2	69.09	-	-	74	-4.91	237	376	V
3	* 2.4835	31.43	RMS	32.5	-14.2	49.73	54	-4.27	-	-	237	376	V
4	* 2.48354	32.69	RMS	32.5	-14.2	50.99	54	-3.01	-	-	237	376	V

* - indicates frequency in CFR47 Pt 15 / IC RSS-Restricted Band
Pk - Peak detector
RMS - RMS detection

UL VERIFICATION SERVICES INC.
47173 Benicia Street, Fremont, CA 94538; USA TEL:(510) 319-4000 FAX:(510) 661-0888
This report shall not be reproduced except in full, without the written approval of UL Verification Services Inc.

BANDEDGE (HIGH CHANNEL, CH 10)

HORIZONTAL RESULT

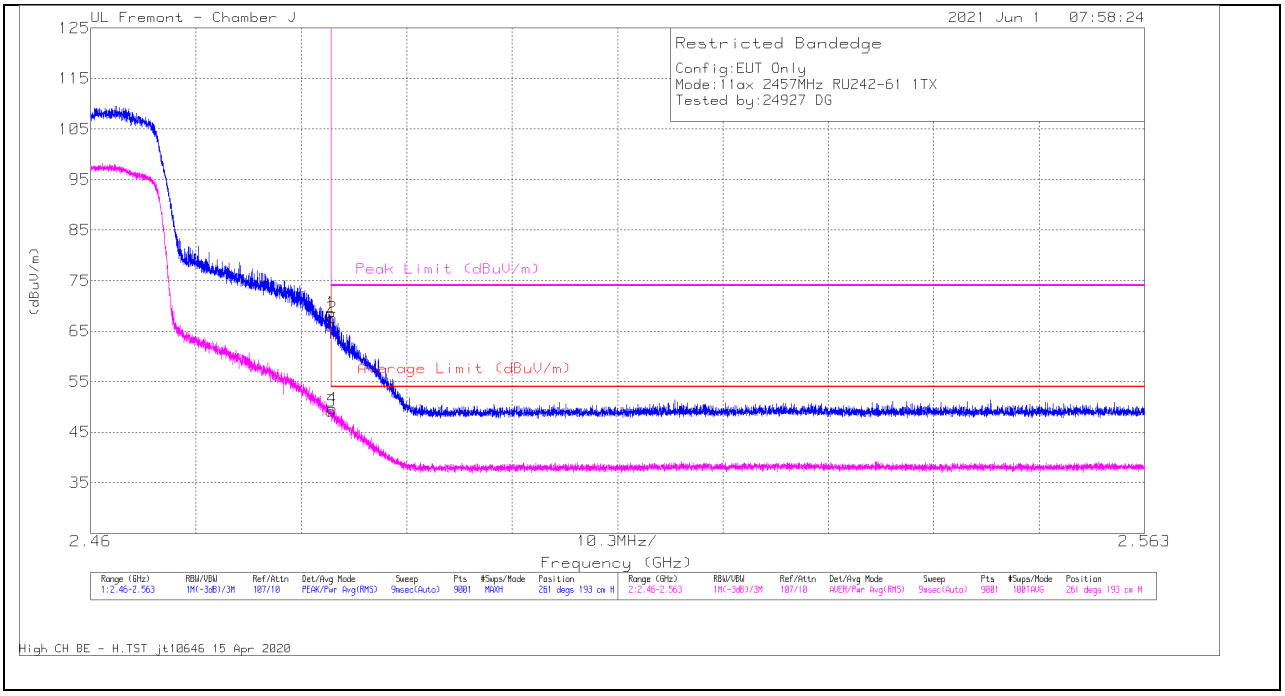

Marker	Frequency (GHz)	Meter Reading (dBuV)	Det	AF PRE0100034 (dB/m)	Amp/Cbl/Fltr/Pad (dB)	Corrected Reading (dBuV/m)	Average Limit (dBuV/m)	Margin (dB)	Peak Limit (dBuV/m)	PK Margin (dB)	Azimuth (Degs)	Height (cm)	Polarity
1	* 2.48351	61.35	Pk	32.5	-25.2	68.65	-	-	74	-5.35	261	193	H
2	* 2.48361	60.43	Pk	32.5	-25.2	67.73	-	-	74	-6.27	261	193	H
3	* 2.48351	41.86	RMS	32.5	-25.2	49.16	54	-4.84	-	-	261	193	H
4	* 2.48363	42.38	RMS	32.5	-25.2	49.68	54	-4.32	-	-	261	193	H

* - indicates frequency in CFR47 Pt 15 / IC RSS-Restricted Band
Pk - Peak detector
RMS - RMS detection

UL VERIFICATION SERVICES INC.
47173 Benicia Street, Fremont, CA 94538; USA TEL:(510) 319-4000 FAX:(510) 661-0888
This report shall not be reproduced except in full, without the written approval of UL Verification Services Inc.

VERTICAL RESULT

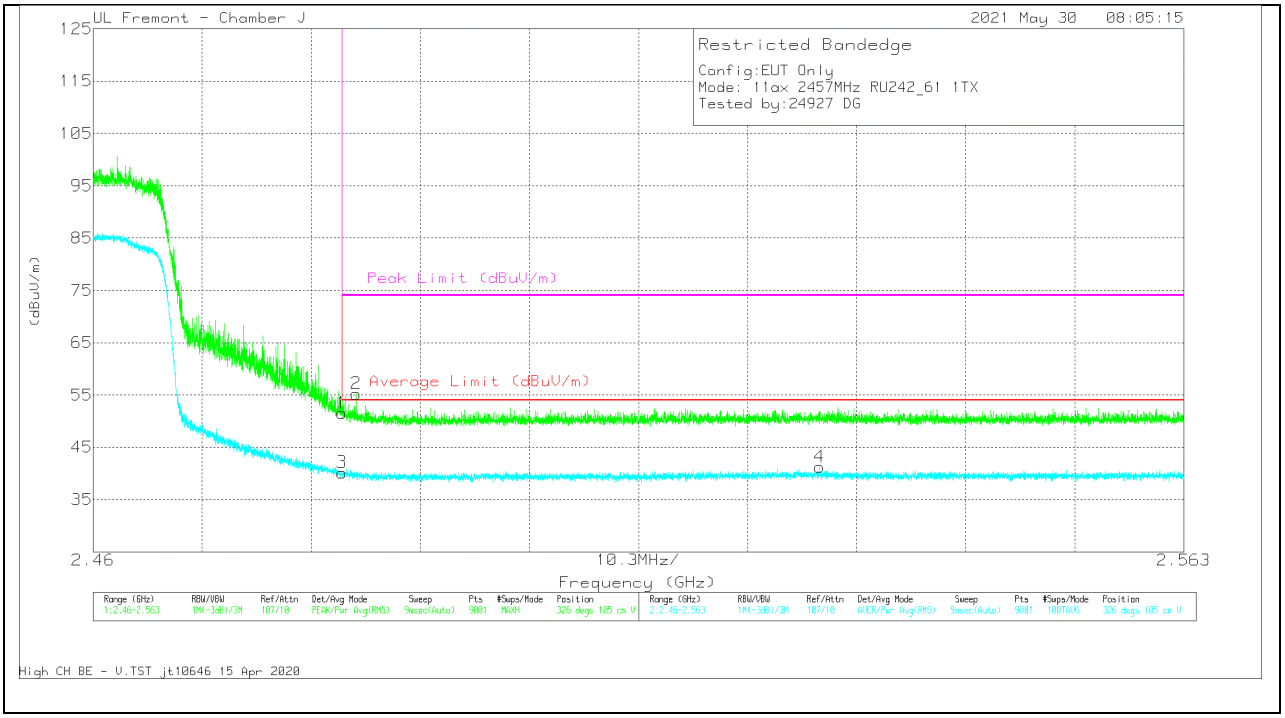

Marker	Frequency (GHz)	Meter Reading (dBuV)	Det	AF PRE010003 4 (dB/m)	Amp/Cbl/Flt r/Pad (dB)	Corrected Reading (dBuV/m)	Average Limit (dBuV/m)	Margin (dB)	Peak Limit (dBuV/m)	PK Margin (dB)	Azimuth (Degs)	Height (cm)	Polarity
1	* 2.48351	44.26	Pk	32.5	-25.2	51.56	-	-	74	-22.44	326	105	V
2	* 2.48484	47.9	Pk	32.5	-25.2	55.2	-	-	74	-18.8	326	105	V
3	* 2.48351	32.87	RMS	32.5	-25.2	40.17	54	-13.83	-	-	326	105	V
4	2.52858	33.54	RMS	32.8	-25.1	41.24	54	-12.76	-	-	326	105	V

* - indicates frequency in CFR47 Pt 15 / IC RSS-Restricted Band
Pk - Peak detector
RMS - RMS detection

UL VERIFICATION SERVICES INC.
47173 Benicia Street, Fremont, CA 94538; USA TEL:(510) 319-4000 FAX:(510) 661-0888
This report shall not be reproduced except in full, without the written approval of UL Verification Services Inc.

BANDEDGE (HIGH CHANNEL, CH 11)

HORIZONTAL RESULT

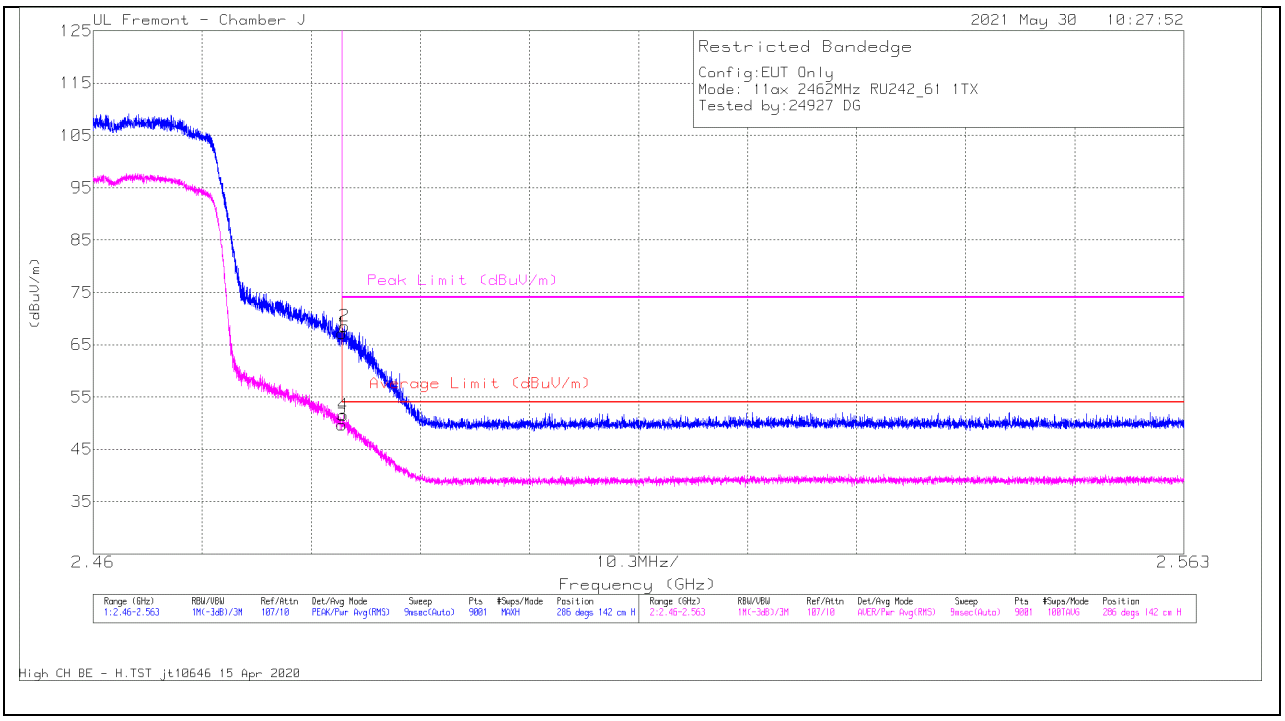

Marker	Frequency (GHz)	Meter Reading (dBuV)	Det	AF PRE0100034 (dB/m)	Amp/Cbl/Fltr/Pad (dB)	Corrected Reading (dBuV/m)	Average Limit (dBuV/m)	Margin (dB)	Peak Limit (dBuV/m)	PK Margin (dB)	Azimuth (Degs)	Height (cm)	Polarity
1	* 2.48351	59.9	Pk	32.5	-25.2	67.2	-	-	74	-6.8	286	142	H
2	* 2.48371	61.24	Pk	32.5	-25.2	68.54	-	-	74	-5.46	286	142	H
3	* 2.48351	42.33	RMS	32.5	-25.2	49.63	54	-4.37	-	-	286	142	H
4	* 2.48363	44.19	RMS	32.5	-25.2	51.49	54	-2.51	-	-	286	142	H

* - indicates frequency in CFR47 Pt 15 / IC RSS-Restricted Band
Pk - Peak detector
RMS - RMS detection

UL VERIFICATION SERVICES INC.
47173 Benicia Street, Fremont, CA 94538; USA TEL:(510) 319-4000 FAX:(510) 661-0888
This report shall not be reproduced except in full, without the written approval of UL Verification Services Inc.

VERTICAL RESULT

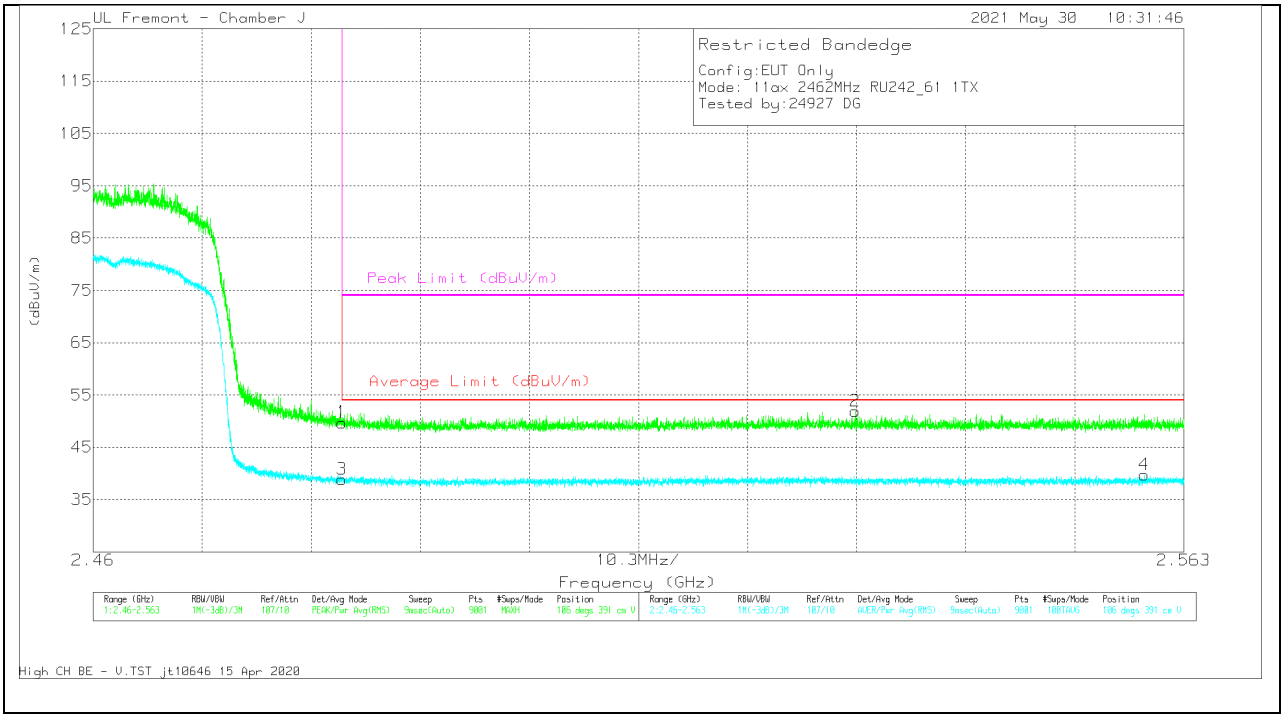

Marker	Frequency (GHz)	Meter Reading (dBuV)	Det	AF PRE010003 4 (dB/m)	Amp/Cbl/Flt r/Pad (dB)	Corrected Reading (dBuV/m)	Average Limit (dBuV/m)	Margin (dB)	Peak Limit (dBuV/m)	PK Margin (dB)	Azimuth (Degs)	Height (cm)	Polarity
1	* 2.48351	42.43	Pk	32.5	-25.2	49.73	-	-	74	-24.27	106	391	V
2	2.53195	44.35	Pk	32.7	-25.1	51.95	-	-	74	-22.05	106	391	V
3	* 2.48351	31.53	RMS	32.5	-25.2	38.83	54	-15.17	-	-	106	391	V
4	2.55925	32.13	RMS	32.6	-25	39.73	54	-14.27	-	-	106	391	V

* - indicates frequency in CFR47 Pt 15 / IC RSS-Restricted Band
Pk - Peak detector
RMS - RMS detection

UL VERIFICATION SERVICES INC.
47173 Benicia Street, Fremont, CA 94538; USA TEL:(510) 319-4000 FAX:(510) 661-0888
This report shall not be reproduced except in full, without the written approval of UL Verification Services Inc.

BANDEDGE (HIGH CHANNEL, CH 12)

HORIZONTAL RESULT

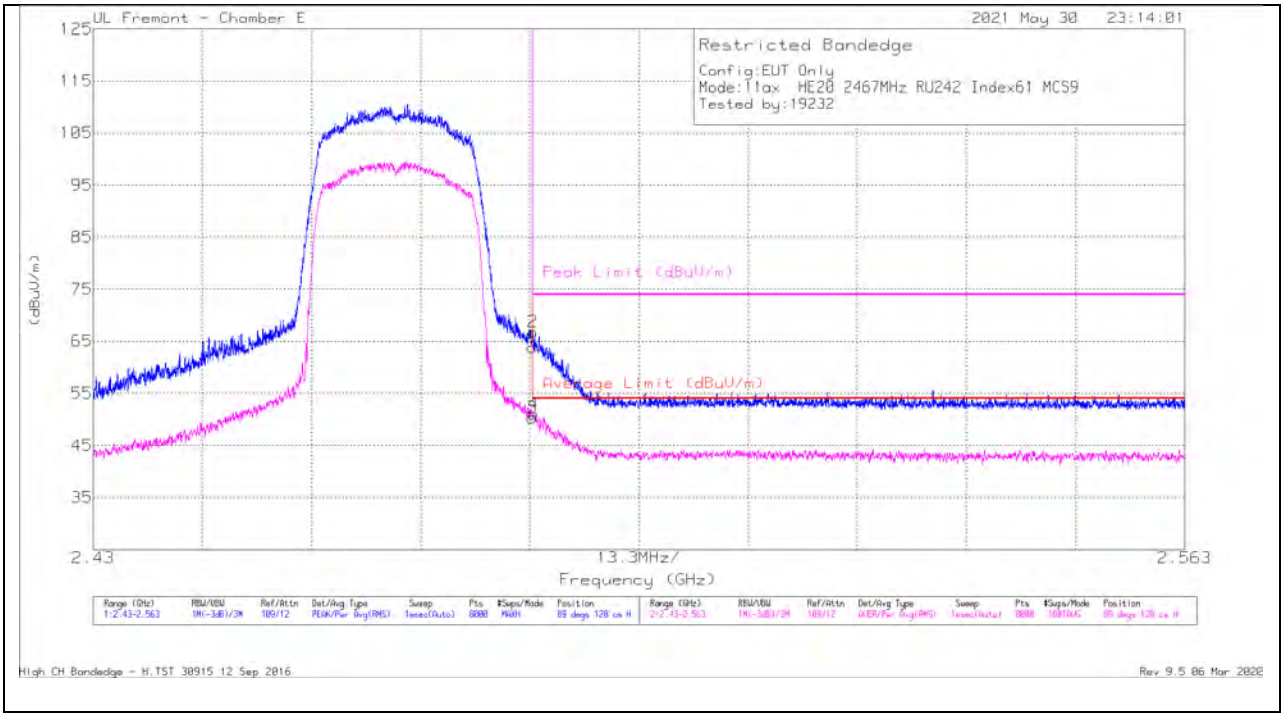

Marker	Frequency (GHz)	Meter Reading (dBuV)	Det	AF PRE0078 107 (dB/m)	Amp/Cbl/ Fltr/Pad (dB)	Corrected Reading (dBuV/m)	Average Limit (dBuV/m)	Margin (dB)	Peak Limit (dBuV/m)	PK Margin (dB)	Azimuth (Degs)	Height (cm)	Polarity
1	* 2.48351	48.96	Pk	32.6	-17.7	63.86	-	-	74	-10.14	89	128	H
2	* 2.48356	51.95	Pk	32.6	-17.7	66.85	-	-	74	-7.15	89	128	H
3	* 2.48351	35.4	RMS	32.6	-17.7	50.3	54	-3.7	-	-	89	128	H
4	* 2.48362	36.08	RMS	32.6	-17.7	50.98	54	-3.02	-	-	89	128	H

* - indicates frequency in CFR47 Pt 15 / IC RSS-Restricted Band
Pk - Peak detector
RMS - RMS detection

UL VERIFICATION SERVICES INC.
47173 Benicia Street, Fremont, CA 94538; USA TEL:(510) 319-4000 FAX:(510) 661-0888
This report shall not be reproduced except in full, without the written approval of UL Verification Services Inc.

VERTICAL RESULT

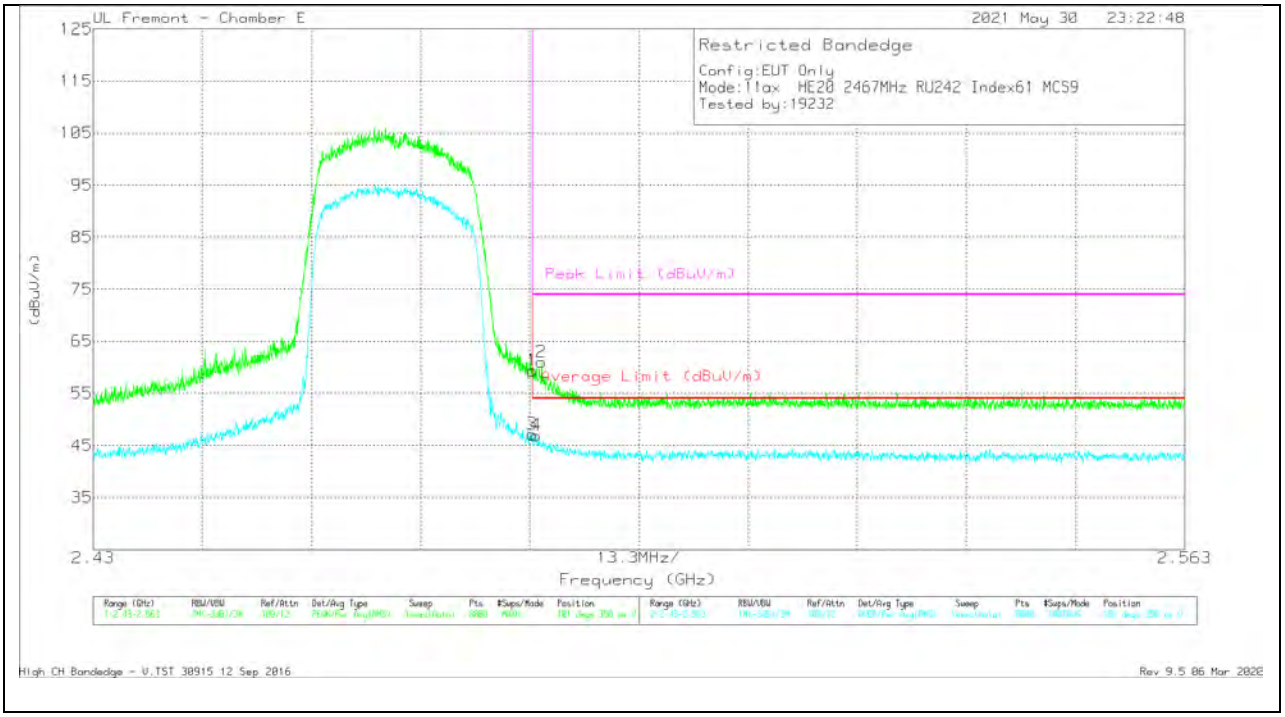

Marker	Frequency (GHz)	Meter Reading (dBuV)	Det	AF PRE0078107 (dB/m)	Amp/Cbl/ Fltr/Pad (dB)	Corrected Reading (dBuV/m)	Average Limit (dBuV/m)	Margin (dB)	Peak Limit (dBuV/m)	PK Margin (dB)	Azimuth (Degs)	Height (cm)	Polarity
1	* 2.48351	44.41	Pk	32.6	-17.7	59.31	-	-	74	-14.69	101	350	V
2	* 2.48462	46.07	Pk	32.6	-17.7	60.97	-	-	74	-13.03	101	350	V
3	* 2.48351	32.26	RMS	32.6	-17.7	47.16	54	-6.84	-	-	101	350	V
4	* 2.48394	32.04	RMS	32.6	-17.7	46.94	54	-7.06	-	-	101	350	V

* - indicates frequency in CFR47 Pt 15 / IC RSS-Restricted Band
Pk - Peak detector
RMS - RMS detection

UL VERIFICATION SERVICES INC.
47173 Benicia Street, Fremont, CA 94538; USA TEL:(510) 319-4000 FAX:(510) 661-0888
This report shall not be reproduced except in full, without the written approval of UL Verification Services Inc.

BANDEDGE (HIGH CHANNEL, CH 13)

HORIZONTAL RESULT

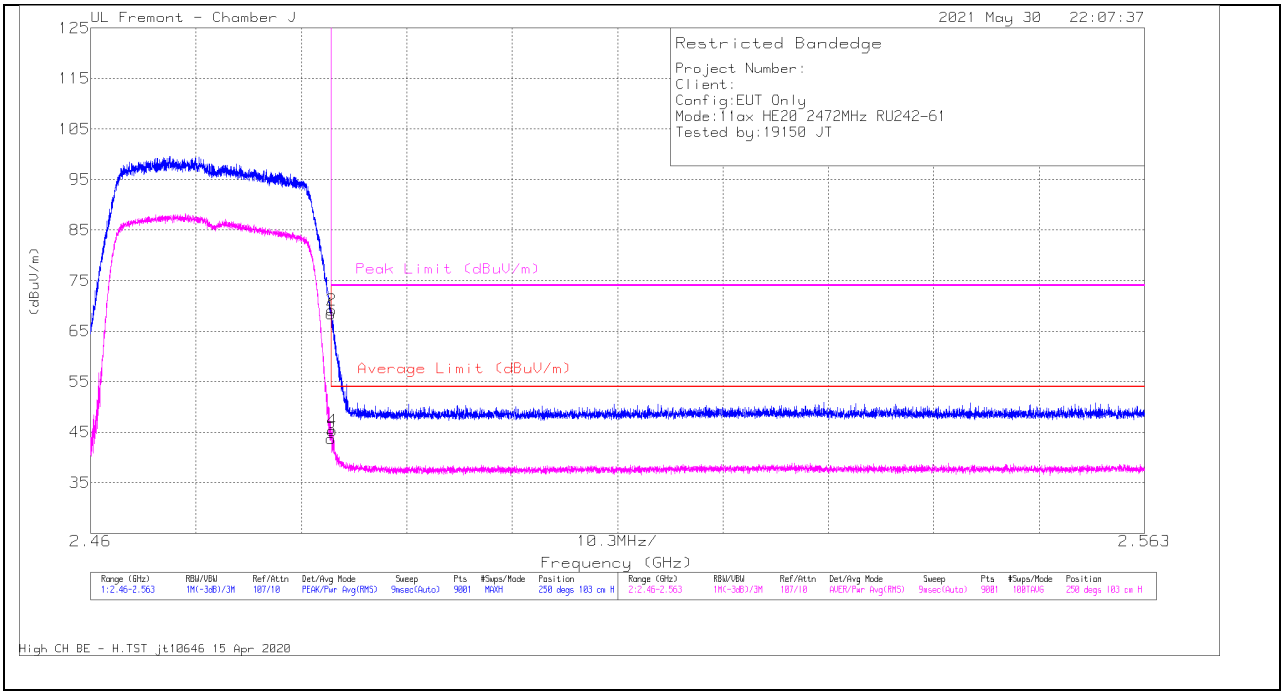

Marker	Frequency (GHz)	Meter Reading (dBuV)	Det	AF PRE010003 4 (dB/m)	Amp/Cbl/Flt r/Pad (dB)	Corrected Reading (dBuV/m)	Average Limit (dBuV/m)	Margin (dB)	Peak Limit (dBuV/m)	PK Margin (dB)	Azimuth (Degs)	Height (cm)	Polarity
1	* 2.48351	61.09	Pk	32.5	-25.2	68.39	-	-	74	-5.61	250	103	H
2	* 2.48355	61.83	Pk	32.5	-25.2	69.13	-	-	74	-4.87	250	103	H
3	* 2.48351	36.46	RMS	32.5	-25.2	43.76	54	-10.24	-	-	250	103	H
4	* 2.4836	38.08	RMS	32.5	-25.2	45.38	54	-8.62	-	-	250	103	H

* - indicates frequency in CFR47 Pt 15 / IC RSS-Restricted Band
Pk - Peak detector
RMS - RMS detection

UL VERIFICATION SERVICES INC.
47173 Benicia Street, Fremont, CA 94538; USA TEL:(510) 319-4000 FAX:(510) 661-0888
This report shall not be reproduced except in full, without the written approval of UL Verification Services Inc.

VERTICAL RESULT

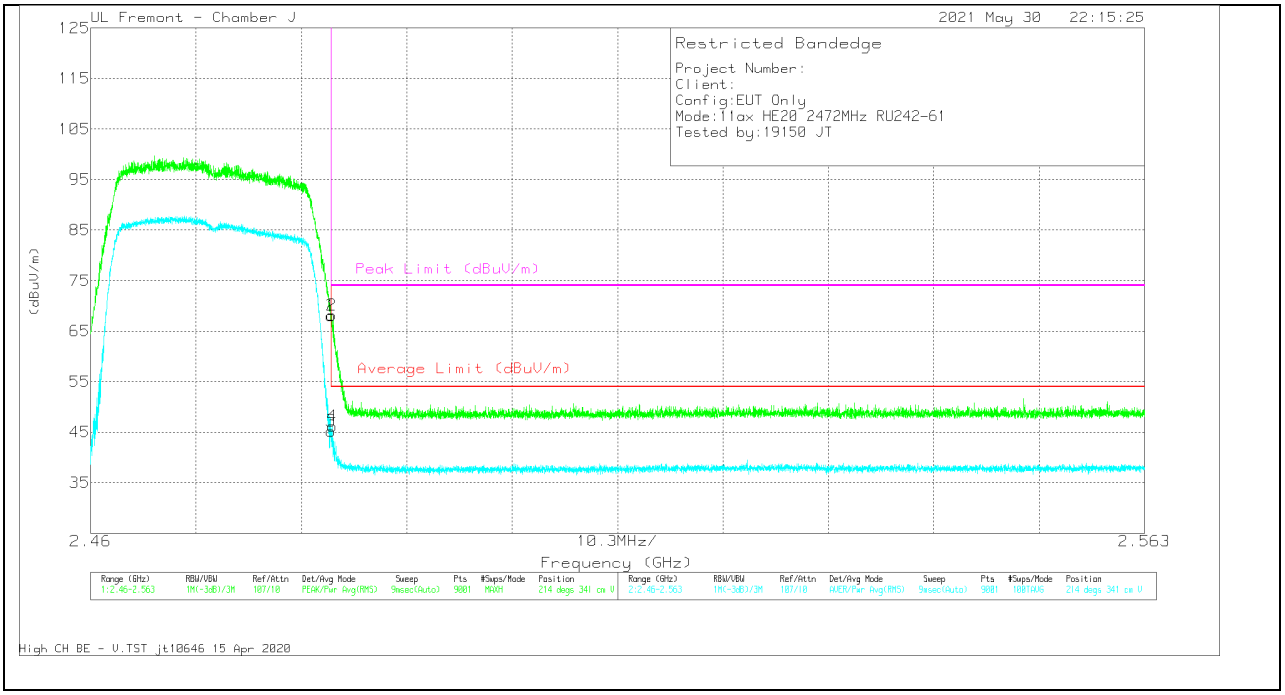

Marker	Frequency (GHz)	Meter Reading (dBuV)	Det	AF PRE010003 4 (dB/m)	Amp/Cbl/Flt r/Pad (dB)	Corrected Reading (dBuV/m)	Average Limit (dBuV/m)	Margin (dB)	Peak Limit (dBuV/m)	PK Margin (dB)	Azimuth (Degs)	Height (cm)	Polarity
1	* 2.48351	60.8	Pk	32.5	-25.2	68.1	-	-	74	-5.9	214	341	V
2	* 2.48353	60.9	Pk	32.5	-25.2	68.2	-	-	74	-5.8	214	341	V
3	* 2.48351	37.96	RMS	32.5	-25.2	45.26	54	-8.74	-	-	214	341	V
4	* 2.48362	38.85	RMS	32.5	-25.2	46.15	54	-7.85	-	-	214	341	V

* - indicates frequency in CFR47 Pt 15 / IC RSS-Restricted Band
Pk - Peak detector
RMS - RMS detection

UL VERIFICATION SERVICES INC.
47173 Benicia Street, Fremont, CA 94538; USA TEL:(510) 319-4000 FAX:(510) 661-0888
This report shall not be reproduced except in full, without the written approval of UL Verification Services Inc.

1TX ANT 3 MODE: 26-Tones, RU Index 0

BANDEDGE (LOW CHANNEL, CH 1)

HORIZONTAL RESULT

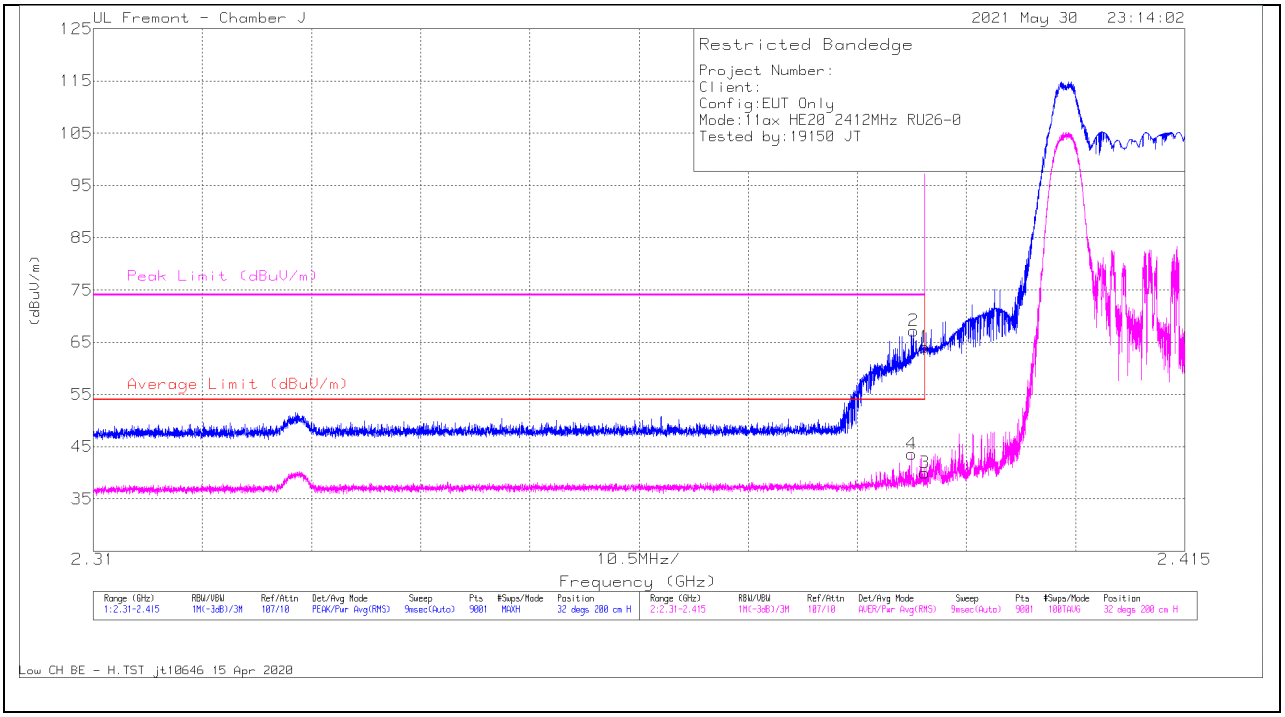

Marker	Frequency (GHz)	Meter Reading (dBuV)	Det	AF PRE0100034 (dB/m)	Amp/Cbl/Fltr/Pad (dB)	Corrected Reading (dBuV/m)	Average Limit (dBuV/m)	Margin (dB)	Peak Limit (dBuV/m)	PK Margin (dB)	Azimuth (Degs)	Height (cm)	Polarity
1	* 2.38999	57.2	Pk	32.1	-25.2	64.1	-	-	74	-9.9	32	200	H
2	* 2.38893	60.26	Pk	32.1	-25.2	67.16	-	-	74	-6.84	32	200	H
3	* 2.38999	33.08	RMS	32.1	-25.2	39.98	54	-14.02	-	-	32	200	H
4	* 2.38872	36.64	RMS	32.1	-25.2	43.54	54	-10.46	-	-	32	200	H

* - indicates frequency in CFR47 Pt 15 / IC RSS-Restricted Band
Pk - Peak detector
RMS - RMS detection

UL VERIFICATION SERVICES INC.
47173 Benicia Street, Fremont, CA 94538; USA TEL:(510) 319-4000 FAX:(510) 661-0888
This report shall not be reproduced except in full, without the written approval of UL Verification Services Inc.

VERTICAL RESULT

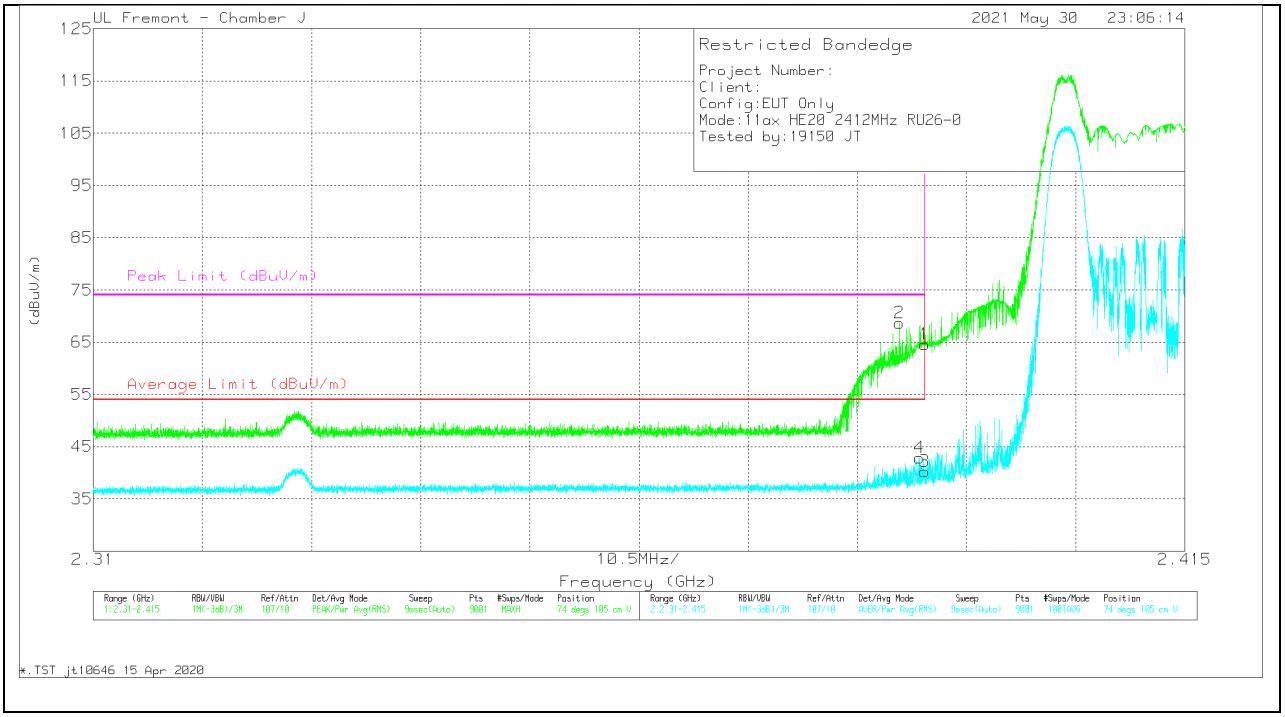

Marker	Frequency (GHz)	Meter Reading (dBuV)	Det	AF PRE0100034 (dB/m)	Amp/Cbl/Fltr/Pad (dB)	Corrected Reading (dBuV/m)	Average Limit (dBuV/m)	Margin (dB)	Peak Limit (dBuV/m)	PK Margin (dB)	Azimuth (Degs)	Height (cm)	Polarity
1	* 2.38999	57.66	Pk	32.1	-25.2	64.56	-	-	74	-9.44	74	105	V
2	* 2.38757	61.8	Pk	32.1	-25.2	68.7	-	-	74	-5.3	74	105	V
3	* 2.38999	33.39	RMS	32.1	-25.2	40.29	54	-13.71	-	-	74	105	V
4	* 2.38945	35.99	RMS	32.1	-25.2	42.89	54	-11.11	-	-	74	105	V

* - indicates frequency in CFR47 Pt 15 / IC RSS-Restricted Band
Pk - Peak detector
RMS - RMS detection

UL VERIFICATION SERVICES INC.
47173 Benicia Street, Fremont, CA 94538; USA TEL:(510) 319-4000 FAX:(510) 661-0888
This report shall not be reproduced except in full, without the written approval of UL Verification Services Inc.

BANDEDGE (LOW CHANNEL, CH 2)

HORIZONTAL RESULT

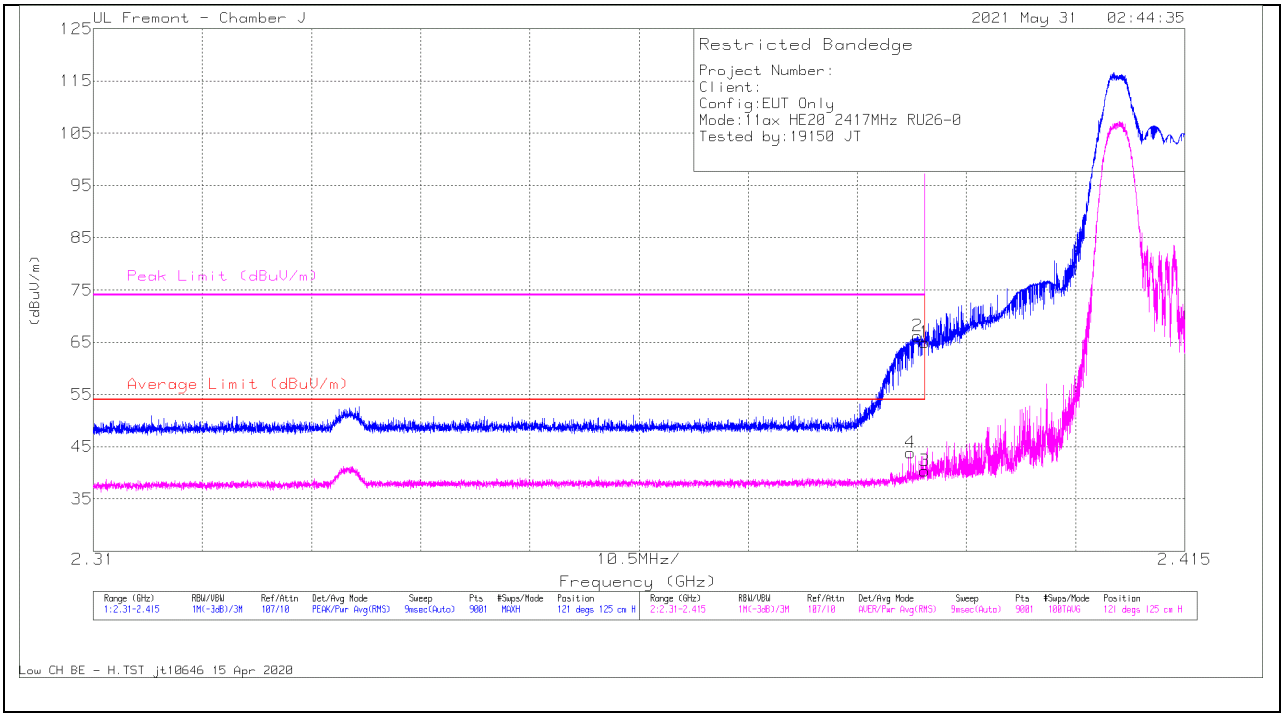

Marker	Frequency (GHz)	Meter Reading (dBuV)	Det	AF PRE010003 4 (dB/m)	Amp/Cbl/Flt r/Pad (dB)	Corrected Reading (dBuV/m)	Average Limit (dBuV/m)	Margin (dB)	Peak Limit (dBuV/m)	PK Margin (dB)	Azimuth (Degs)	Height (cm)	Polarity
1	* 2.38999	58.07	Pk	32.1	-25.2	64.97	-	-	74	-9.03	121	125	H
2	* 2.38928	59.3	Pk	32.1	-25.2	66.2	-	-	74	-7.8	121	125	H
3	* 2.38999	33.51	RMS	32.1	-25.2	40.41	54	-13.59	-	-	121	125	H
4	* 2.38864	36.94	RMS	32.1	-25.2	43.84	54	-10.16	-	-	121	125	H

* - indicates frequency in CFR47 Pt 15 / IC RSS-Restricted Band
Pk - Peak detector
RMS - RMS detection

UL VERIFICATION SERVICES INC.
47173 Benicia Street, Fremont, CA 94538; USA TEL:(510) 319-4000 FAX:(510) 661-0888
This report shall not be reproduced except in full, without the written approval of UL Verification Services Inc.

VERTICAL RESULT

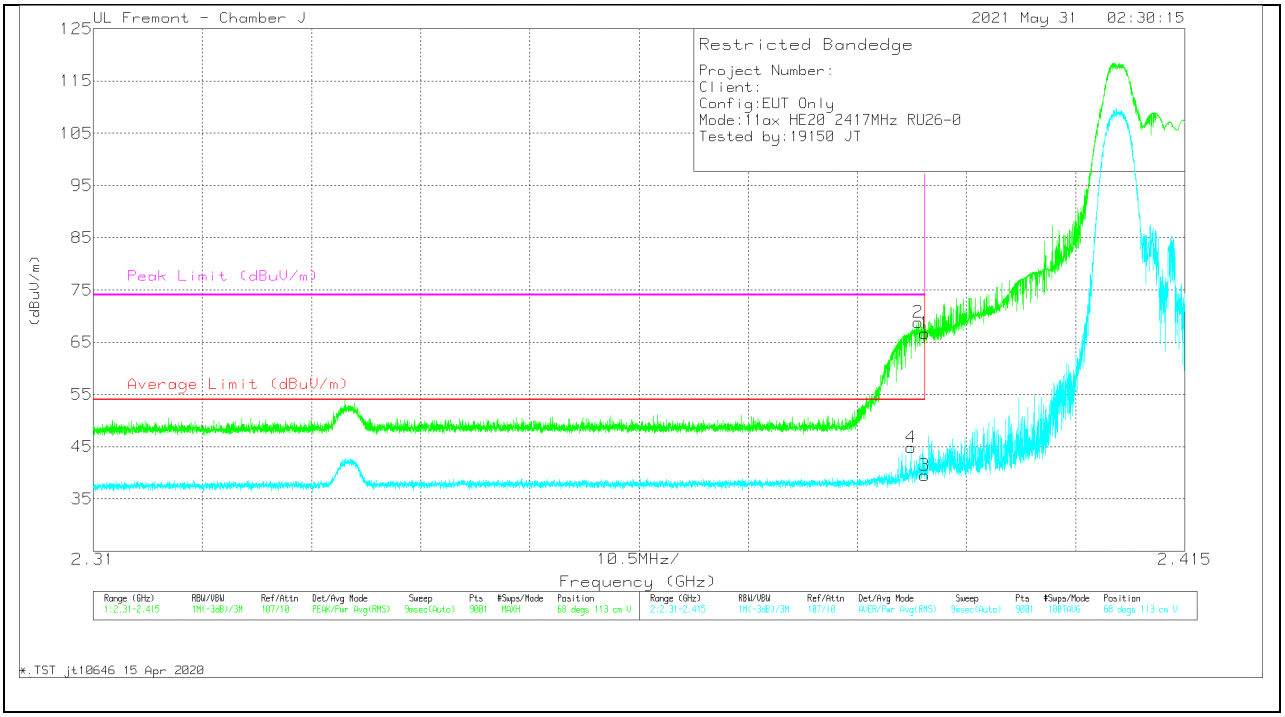

Marker	Frequency (GHz)	Meter Reading (dBuV)	Det	AF PRE010003 4 (dB/m)	Amp/Cbl/Flt r/Pad (dB)	Corrected Reading (dBuV/m)	Average Limit (dBuV/m)	Margin (dB)	Peak Limit (dBuV/m)	PK Margin (dB)	Azimuth (Degs)	Height (cm)	Polarity
1	* 2.38999	59.76	Pk	32.1	-25.2	66.66	-	-	74	-7.34	68	113	V
2	* 2.38935	61.88	Pk	32.1	-25.2	68.78	-	-	74	-5.22	68	113	V
3	* 2.38999	32.63	RMS	32.1	-25.2	39.53	54	-14.47	-	-	68	113	V
4	* 2.38865	37.98	RMS	32.1	-25.2	44.88	54	-9.12	-	-	68	113	V

* - indicates frequency in CFR47 Pt 15 / IC RSS-Restricted Band
Pk - Peak detector
RMS - RMS detection

UL VERIFICATION SERVICES INC.
47173 Benicia Street, Fremont, CA 94538; USA TEL:(510) 319-4000 FAX:(510) 661-0888
This report shall not be reproduced except in full, without the written approval of UL Verification Services Inc.

BANDEDGE (LOW CHANNEL, CH 3)

HORIZONTAL RESULT

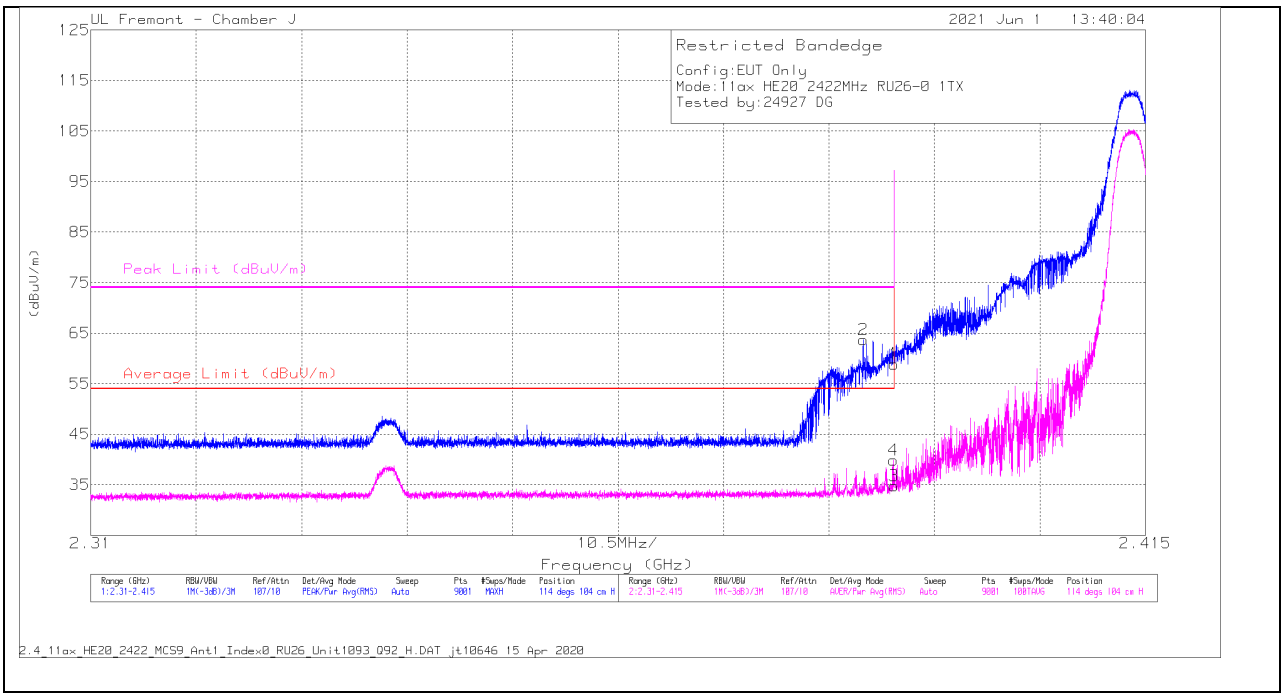

Marker	Frequency (GHz)	Meter Reading (dBuV)	Det	AF PRE0100034 (dB/m)	Amp/Cbl/Fltr/Pad (dB)	Corrected Reading (dBuV/m)	Average Limit (dBuV/m)	Margin (dB)	Peak Limit (dBuV/m)	PK Margin (dB)	Azimuth (Degs)	Height (cm)	Polarity
1	* 2.38999	52.02	Pk	32.1	-25.2	58.92	-	-	74	-15.08	114	104	H
2	* 2.38693	56.75	Pk	32.1	-25.2	63.65	-	-	74	-10.35	114	104	H
3	* 2.38999	27.88	RMS	32.1	-25.2	34.78	54	-19.22	-	-	114	104	H
4	* 2.38992	33	RMS	32.1	-25.2	39.9	54	-14.1	-	-	114	104	H

* - indicates frequency in CFR47 Pt 15 / IC RSS-Restricted Band
Pk - Peak detector
RMS - RMS detection

UL VERIFICATION SERVICES INC.
47173 Benicia Street, Fremont, CA 94538; USA TEL:(510) 319-4000 FAX:(510) 661-0888
This report shall not be reproduced except in full, without the written approval of UL Verification Services Inc.

VERTICAL RESULT

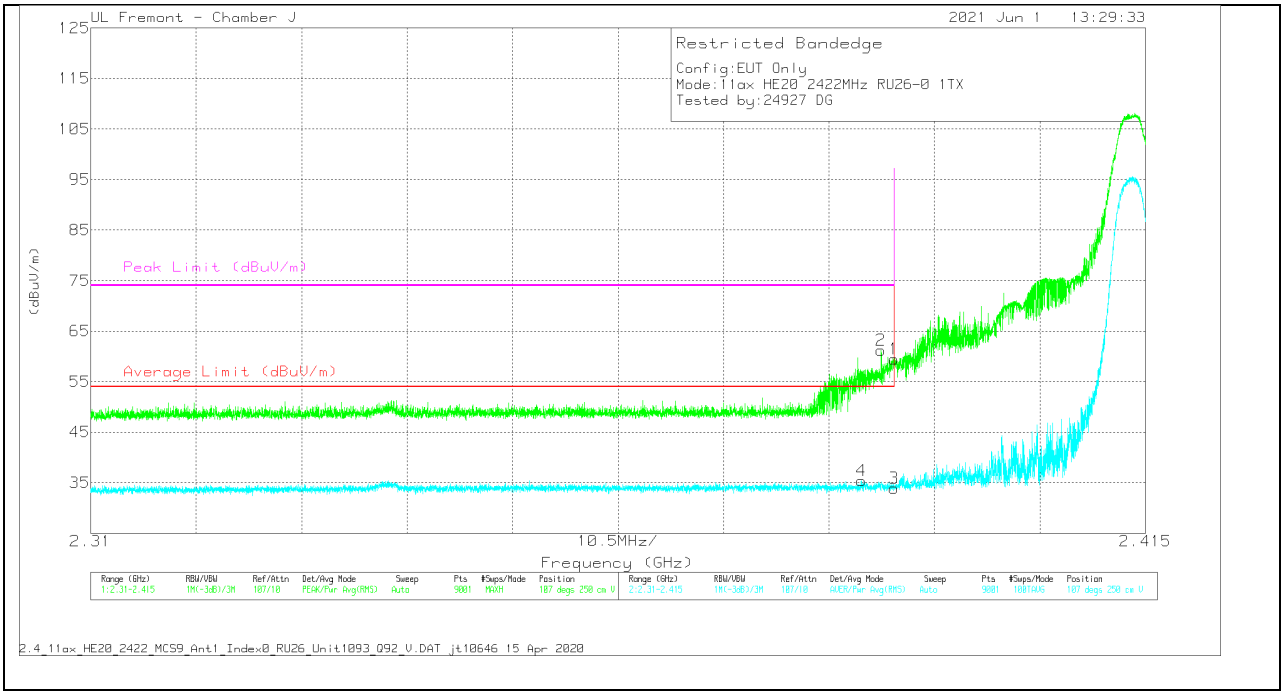

Marker	Frequency (GHz)	Meter Reading (dBuV)	Det	AF PRE0100034 (dB/m)	Amp/Cbl/Fltr/Pad (dB)	Corrected Reading (dBuV/m)	Average Limit (dBuV/m)	Margin (dB)	Peak Limit (dBuV/m)	PK Margin (dB)	Azimuth (Degs)	Height (cm)	Polarity
1	* 2.38999	52.59	Pk	32.1	-25.2	59.49	-	-	74	-14.51	107	250	V
2	* 2.38869	54.29	Pk	32.1	-25.2	61.19	-	-	74	-12.81	107	250	V
3	* 2.38999	27.04	RMS	32.1	-25.2	33.94	54	-20.06	-	-	107	250	V
4	* 2.38676	28.54	RMS	32.1	-25.2	35.44	54	-18.56	-	-	107	250	V

* - indicates frequency in CFR47 Pt 15 / IC RSS-Restricted Band
Pk - Peak detector
RMS - RMS detection

UL VERIFICATION SERVICES INC.
47173 Benicia Street, Fremont, CA 94538; USA TEL:(510) 319-4000 FAX:(510) 661-0888
This report shall not be reproduced except in full, without the written approval of UL Verification Services Inc.

BANDEDGE (HIGH CHANNEL, CH 9)

HORIZONTAL RESULT

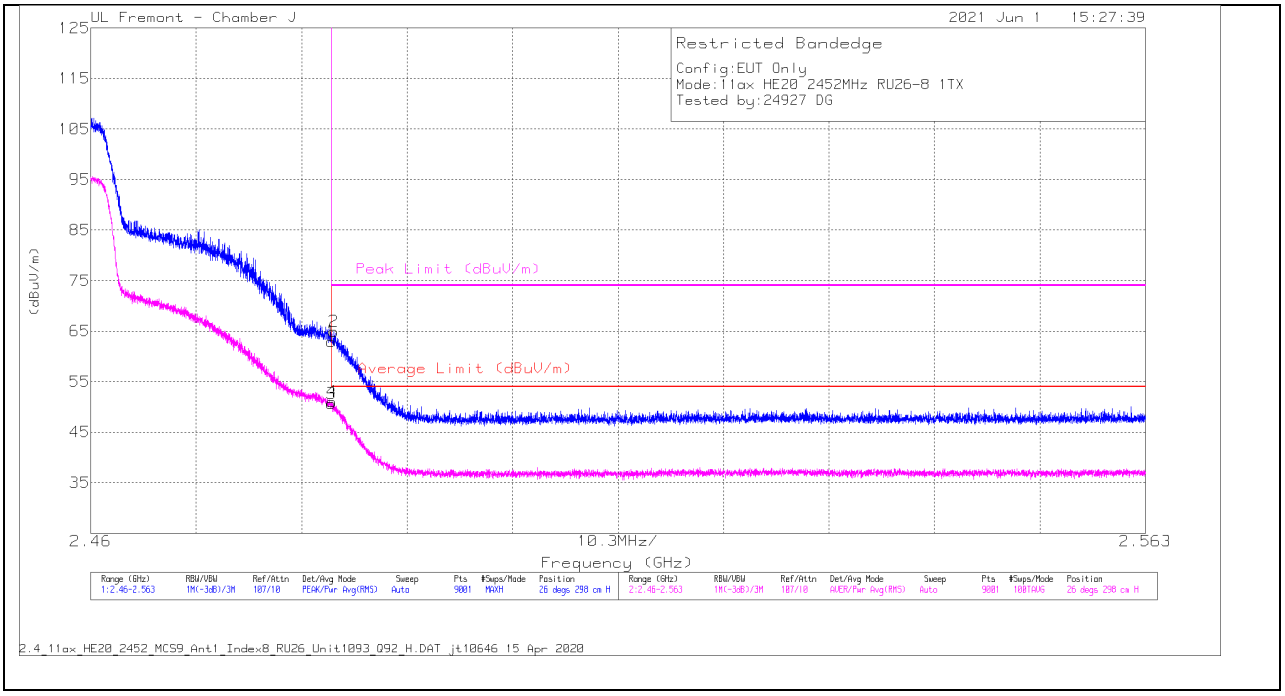

Marker	Frequency (GHz)	Meter Reading (dBuV)	Det	AF PRE0100034 (dB/m)	Amp/Cbl/Fltr/Pad (dB)	Corrected Reading (dBuV/m)	Average Limit (dBuV/m)	Margin (dB)	Peak Limit (dBuV/m)	PK Margin (dB)	Azimuth (Degs)	Height (cm)	Polarity
1	* 2.48351	55.64	Pk	32.5	-25.2	62.94	-	-	74	-11.06	26	298	H
2	* 2.48377	57.59	Pk	32.5	-25.2	64.89	-	-	74	-9.11	26	298	H
3	* 2.48351	43.36	RMS	32.5	-25.2	50.66	54	-3.34	-	-	26	298	H
4	* 2.48353	43.73	RMS	32.5	-25.2	51.03	54	-2.97	-	-	26	298	H

* - indicates frequency in CFR47 Pt 15 / IC RSS-Restricted Band
Pk - Peak detector
RMS - RMS detection

UL VERIFICATION SERVICES INC.
47173 Benicia Street, Fremont, CA 94538; USA TEL:(510) 319-4000 FAX:(510) 661-0888
This report shall not be reproduced except in full, without the written approval of UL Verification Services Inc.

VERTICAL RESULT

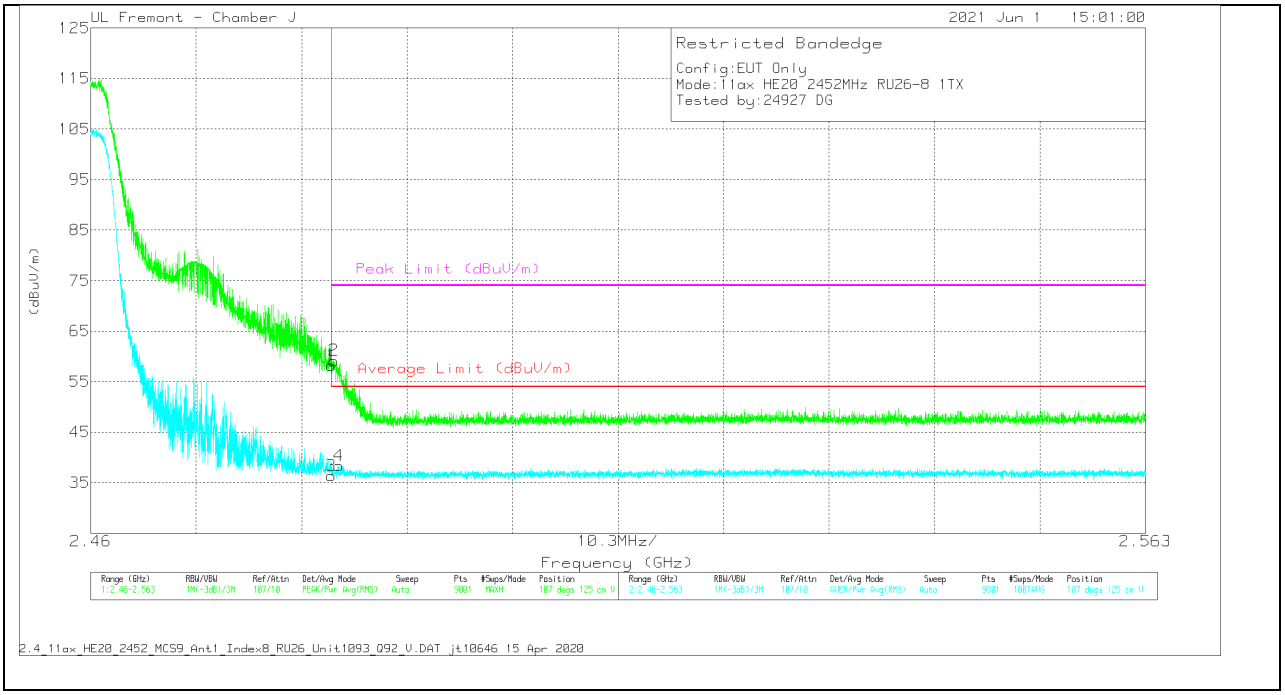

Marker	Frequency (GHz)	Meter Reading (dBuV)	Det	AF PRE0100034 (dB/m)	Amp/Cbl/Fltr/Pad (dB)	Corrected Reading (dBuV/m)	Average Limit (dBuV/m)	Margin (dB)	Peak Limit (dBuV/m)	PK Margin (dB)	Azimuth (Degs)	Height (cm)	Polarity
1	* 2.48351	50.94	Pk	32.5	-25.2	58.24	-	-	74	-15.76	107	125	V
2	* 2.48372	51.87	Pk	32.5	-25.2	59.17	-	-	74	-14.83	107	125	V
3	* 2.48351	29.12	RMS	32.5	-25.2	36.42	54	-17.58	-	-	107	125	V
4	* 2.4842	31.04	RMS	32.5	-25.2	38.34	54	-15.66	-	-	107	125	V

* - indicates frequency in CFR47 Pt 15 / IC RSS-Restricted Band
Pk - Peak detector
RMS - RMS detection

UL VERIFICATION SERVICES INC.
47173 Benicia Street, Fremont, CA 94538; USA TEL:(510) 319-4000 FAX:(510) 661-0888
This report shall not be reproduced except in full, without the written approval of UL Verification Services Inc.

BANDEDGE (HIGH CHANNEL, CH 10)

HORIZONTAL RESULT

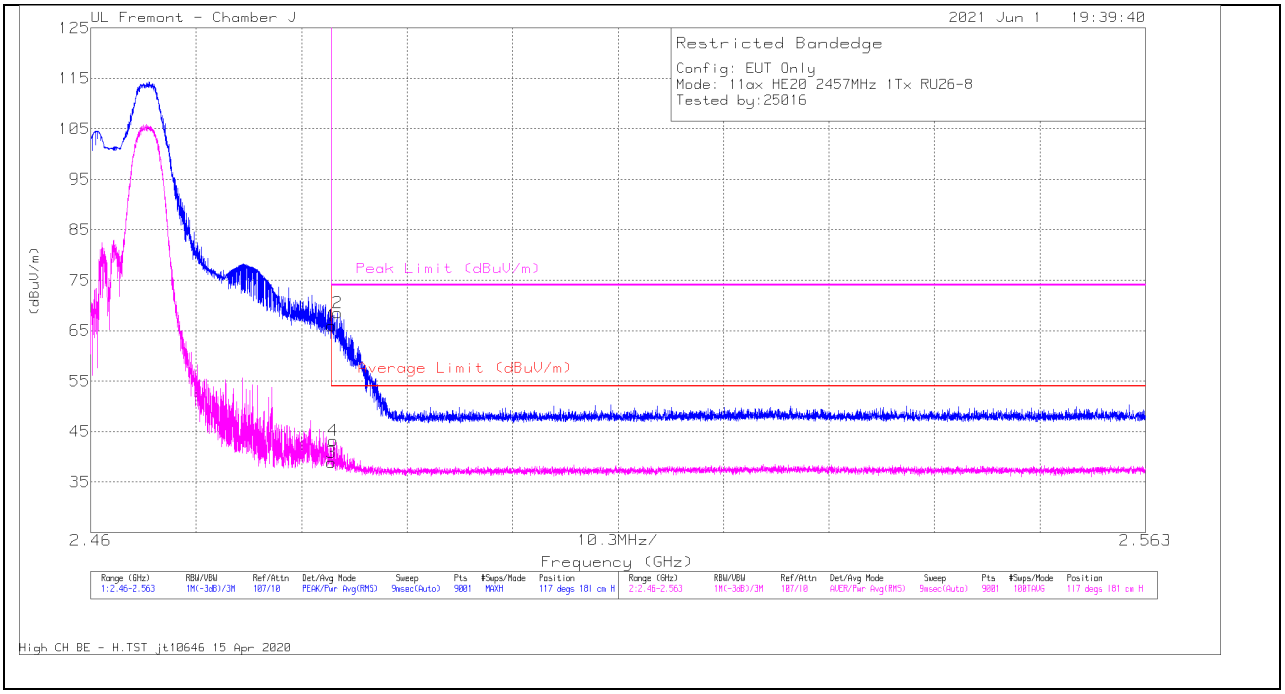

Marker	Frequency (GHz)	Meter Reading (dBuV)	Det	AF PRE0100034 (dB/m)	Amp/Cbl/Fltr/Pad (dB)	Corrected Reading (dBuV/m)	Average Limit (dBuV/m)	Margin (dB)	Peak Limit (dBuV/m)	PK Margin (dB)	Azimuth (Degs)	Height (cm)	Polarity
1	* 2.48351	58.62	Pk	32.5	-25.2	65.92	-	-	74	-8.08	117	181	H
2	* 2.4841	61.21	Pk	32.5	-25.2	68.51	-	-	74	-5.49	117	181	H
3	* 2.48351	31.56	RMS	32.5	-25.2	38.86	54	-15.14	-	-	117	181	H
4	* 2.48367	35.95	RMS	32.5	-25.2	43.25	54	-10.75	-	-	117	181	H

* - indicates frequency in CFR47 Pt 15 / IC RSS-Restricted Band
Pk - Peak detector
RMS - RMS detection

UL VERIFICATION SERVICES INC.
47173 Benicia Street, Fremont, CA 94538; USA TEL:(510) 319-4000 FAX:(510) 661-0888
This report shall not be reproduced except in full, without the written approval of UL Verification Services Inc.

VERTICAL RESULT

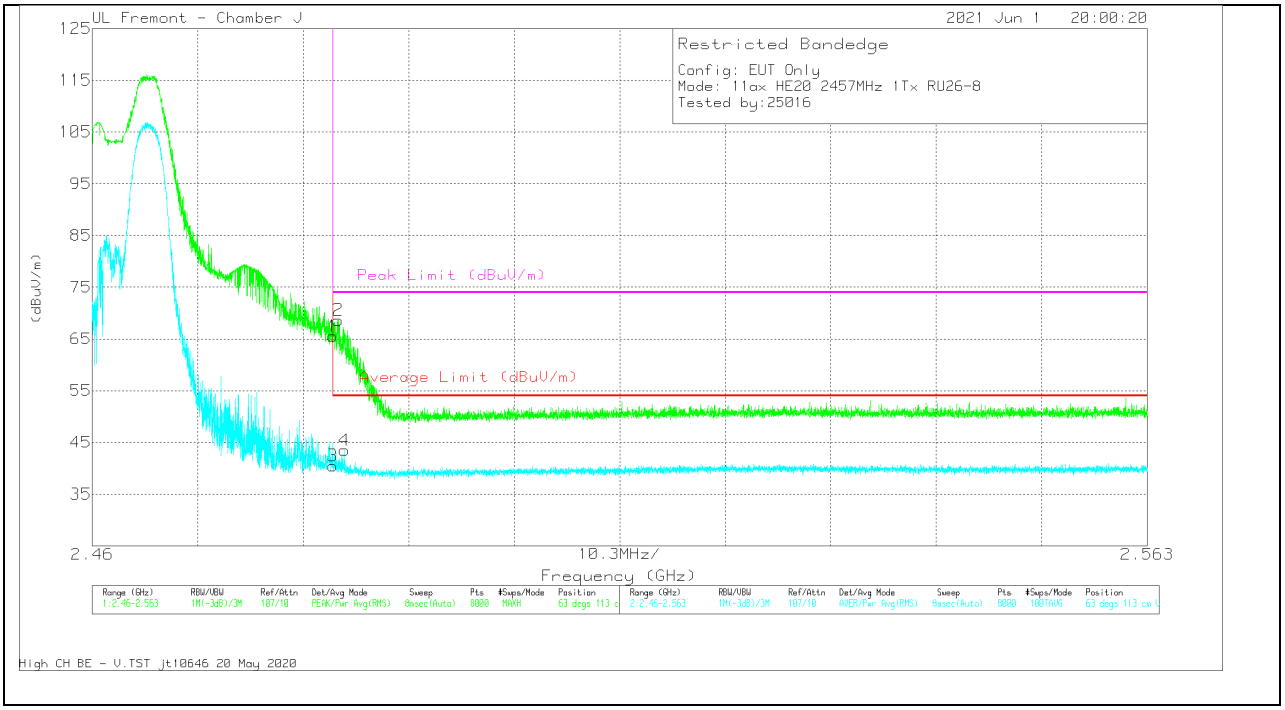

Marker	Frequency (GHz)	Meter Reading (dBuV)	Det	AF PRE010003 4 (dB/m)	Amp/Cbl/Flt r/Pad (dB)	Corrected Reading (dBuV/m)	Average Limit (dBuV/m)	Margin (dB)	Peak Limit (dBuV/m)	PK Margin (dB)	Azimuth (Degs)	Height (cm)	Polarity
1	* 2.4835	47.23	Pk	32.5	-14.2	65.53	-	-	74	-8.47	63	113	V
2	* 2.484	50.33	Pk	32.5	-14.2	68.63	-	-	74	-5.37	63	113	V
3	* 2.4835	22.16	RMS	32.5	-14.2	40.46	54	-13.54	-	-	63	113	V
4	* 2.48462	25.17	RMS	32.5	-14.2	43.47	54	-10.53	-	-	63	113	V

* - indicates frequency in CFR47 Pt 15 / IC RSS-Restricted Band
Pk - Peak detector
RMS - RMS detection

UL VERIFICATION SERVICES INC.
47173 Benicia Street, Fremont, CA 94538; USA TEL:(510) 319-4000 FAX:(510) 661-0888
This report shall not be reproduced except in full, without the written approval of UL Verification Services Inc.

BANDEDGE (HIGH CHANNEL, CH 11)

HORIZONTAL RESULT

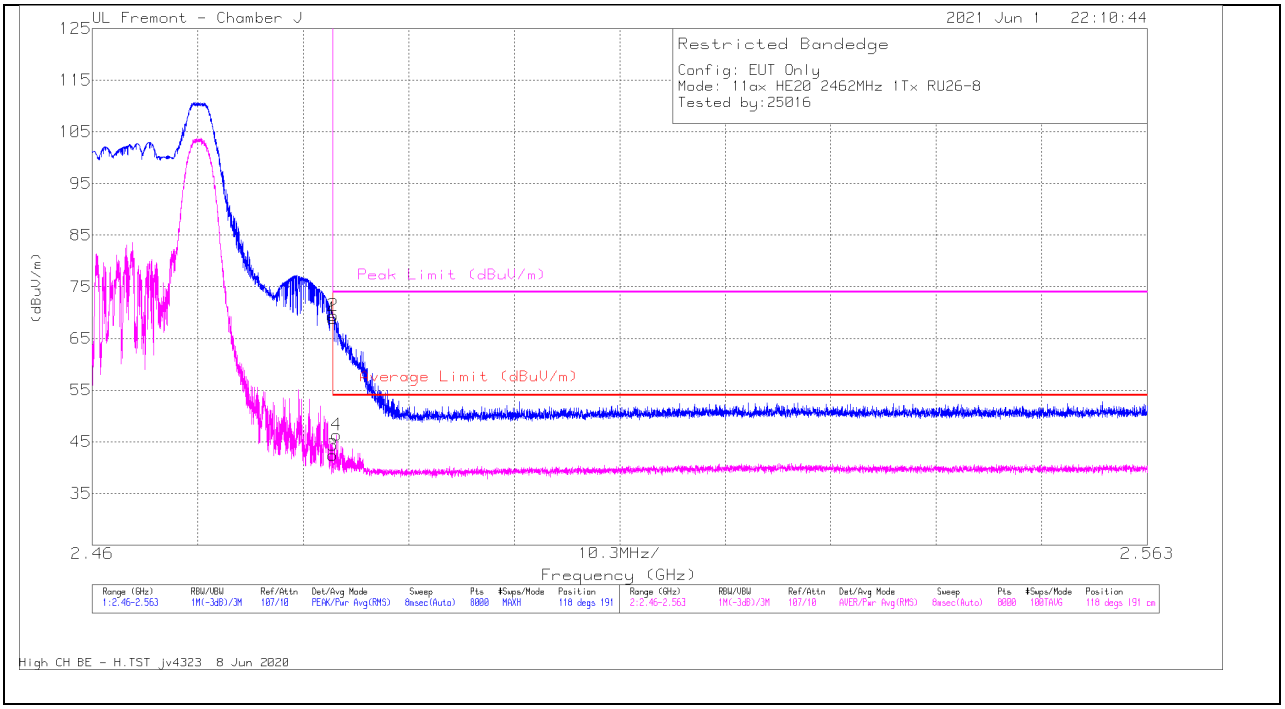

Marker	Frequency (GHz)	Meter Reading (dBuV)	Det	AF PRE010003 4 (dB/m)	Amp/Cbl/Flt r/Pad (dB)	Corrected Reading (dBuV/m)	Average Limit (dBuV/m)	Margin (dB)	Peak Limit (dBuV/m)	PK Margin (dB)	Azimuth (Degs)	Height (cm)	Polarity
1	* 2.4835	50.59	Pk	32.5	-14.2	68.89	-	-	74	-5.11	118	191	H
2	* 2.48351	51.16	Pk	32.5	-14.2	69.46	-	-	74	-4.54	118	191	H
3	* 2.4835	24.07	RMS	32.5	-14.2	42.37	54	-11.63	-	-	118	191	H
4	* 2.48386	28.04	RMS	32.5	-14.2	46.34	54	-7.66	-	-	118	191	H

* - indicates frequency in CFR47 Pt 15 / IC RSS-Restricted Band
Pk - Peak detector
RMS - RMS detection

UL VERIFICATION SERVICES INC.
47173 Benicia Street, Fremont, CA 94538; USA TEL:(510) 319-4000 FAX:(510) 661-0888
This report shall not be reproduced except in full, without the written approval of UL Verification Services Inc.

VERTICAL RESULT

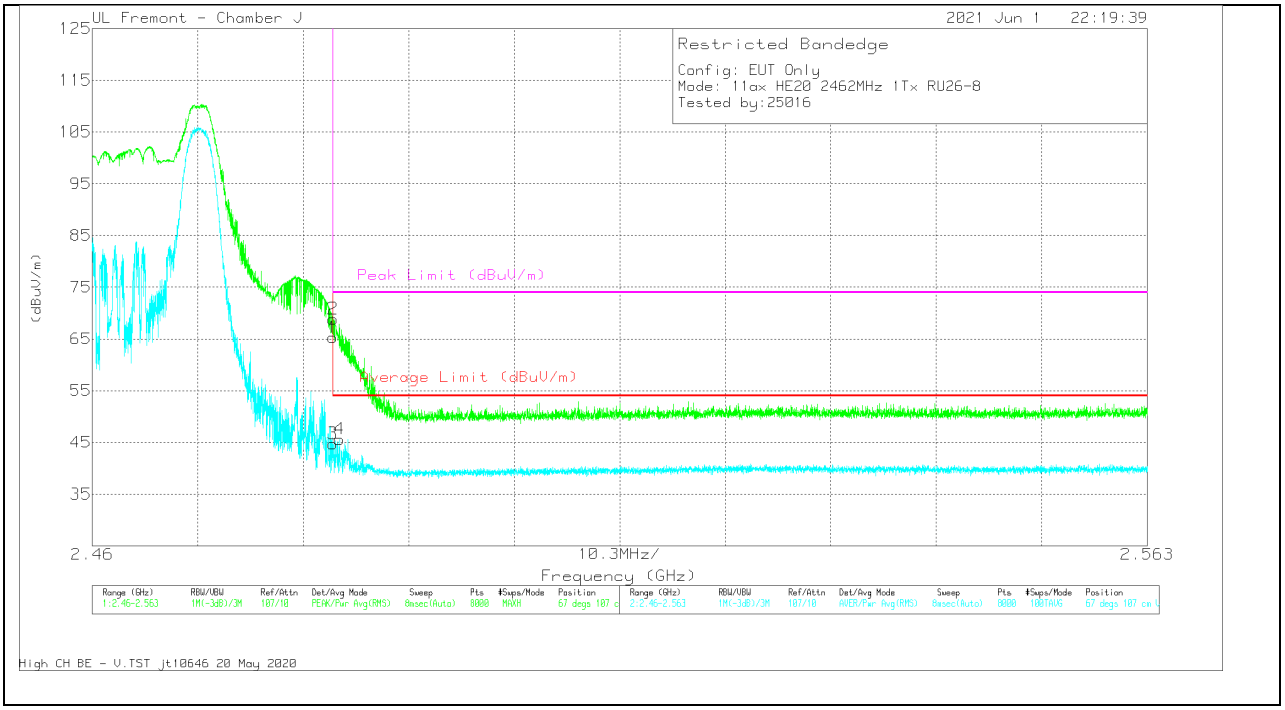

Marker	Frequency (GHz)	Meter Reading (dBuV)	Det	AF PRE010003 4 (dB/m)	Amp/Cbl/Fl tr/Pad (dB)	Corrected Reading (dBuV/m)	Average Limit (dBuV/m)	Margin (dB)	Peak Limit (dBuV/m)	PK Margin (dB)	Azimuth (Degs)	Height (cm)	Polarity
1	* 2.4835	46.97	Pk	32.5	-14.2	65.27	-	-	74	-8.73	67	107	V
2	* 2.48351	50.57	Pk	32.5	-14.2	68.87	-	-	74	-5.13	67	107	V
3	* 2.4835	26.44	RMS	32.5	-14.2	44.74	54	-9.26	-	-	67	107	V
4	* 2.48413	27.32	RMS	32.5	-14.2	45.62	54	-8.38	-	-	67	107	V

* - indicates frequency in CFR47 Pt 15 / IC RSS-Restricted Band
Pk - Peak detector
RMS - RMS detection

UL VERIFICATION SERVICES INC.
47173 Benicia Street, Fremont, CA 94538; USA TEL:(510) 319-4000 FAX:(510) 661-0888
This report shall not be reproduced except in full, without the written approval of UL Verification Services Inc.

BANDEDGE (HIGH CHANNEL, CH 12)

HORIZONTAL RESULT

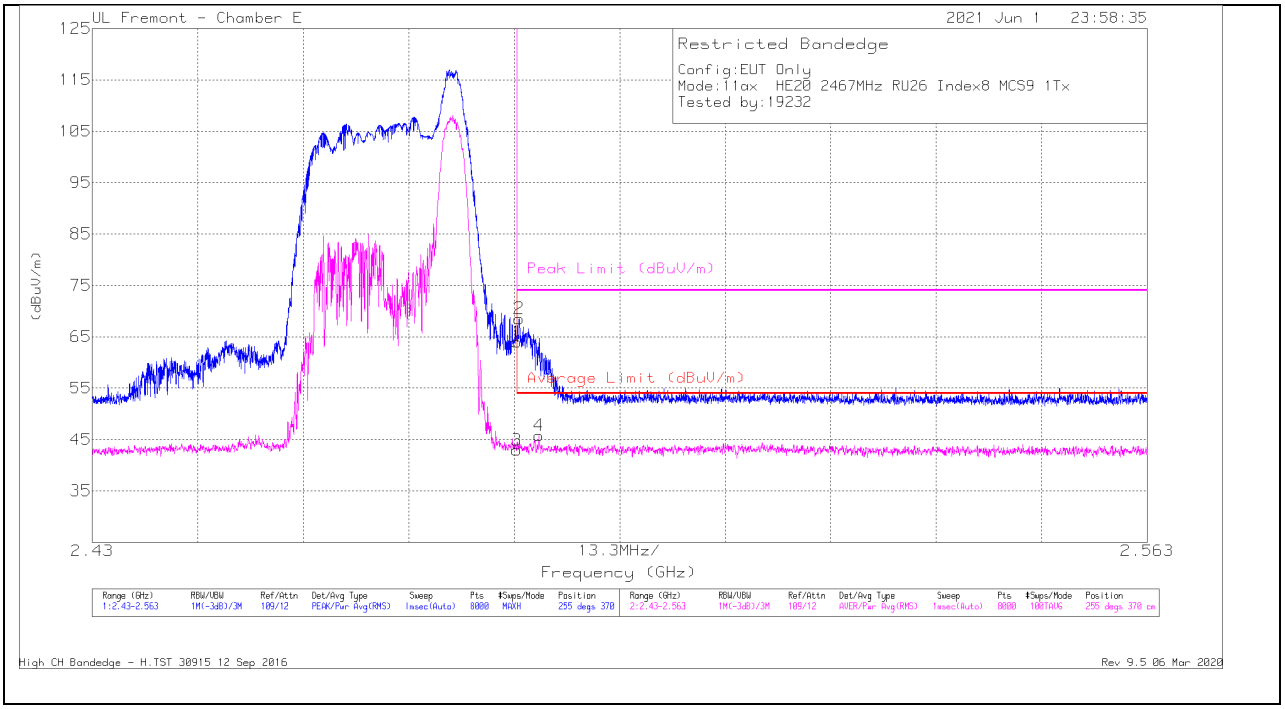

Marker	Frequency (GHz)	Meter Reading (dBuV)	Det	AF PRE0078107 (dB/m)	Amp/Cbl/Fltr/Pad (dB)	Corrected Reading (dBuV/m)	Average Limit (dBuV/m)	Margin (dB)	Peak Limit (dBuV/m)	PK Margin (dB)	Azimuth (Degs)	Height (cm)	Polarity
1	* 2.48351	49.08	Pk	32.6	-17.7	63.98	-	-	74	-10.02	255	370	H
2	* 2.48382	53.63	Pk	32.6	-17.7	68.53	-	-	74	-5.47	255	370	H
3	* 2.48351	28.03	RMS	32.6	-17.7	42.93	54	-11.07	-	-	255	370	H
4	* 2.4863	30.87	RMS	32.6	-17.7	45.77	54	-8.23	-	-	255	370	H

* - indicates frequency in CFR47 Pt 15 / IC RSS-Restricted Band
Pk - Peak detector
RMS - RMS detection

UL VERIFICATION SERVICES INC.
47173 Benicia Street, Fremont, CA 94538; USA TEL:(510) 319-4000 FAX:(510) 661-0888
This report shall not be reproduced except in full, without the written approval of UL Verification Services Inc.

VERTICAL RESULT

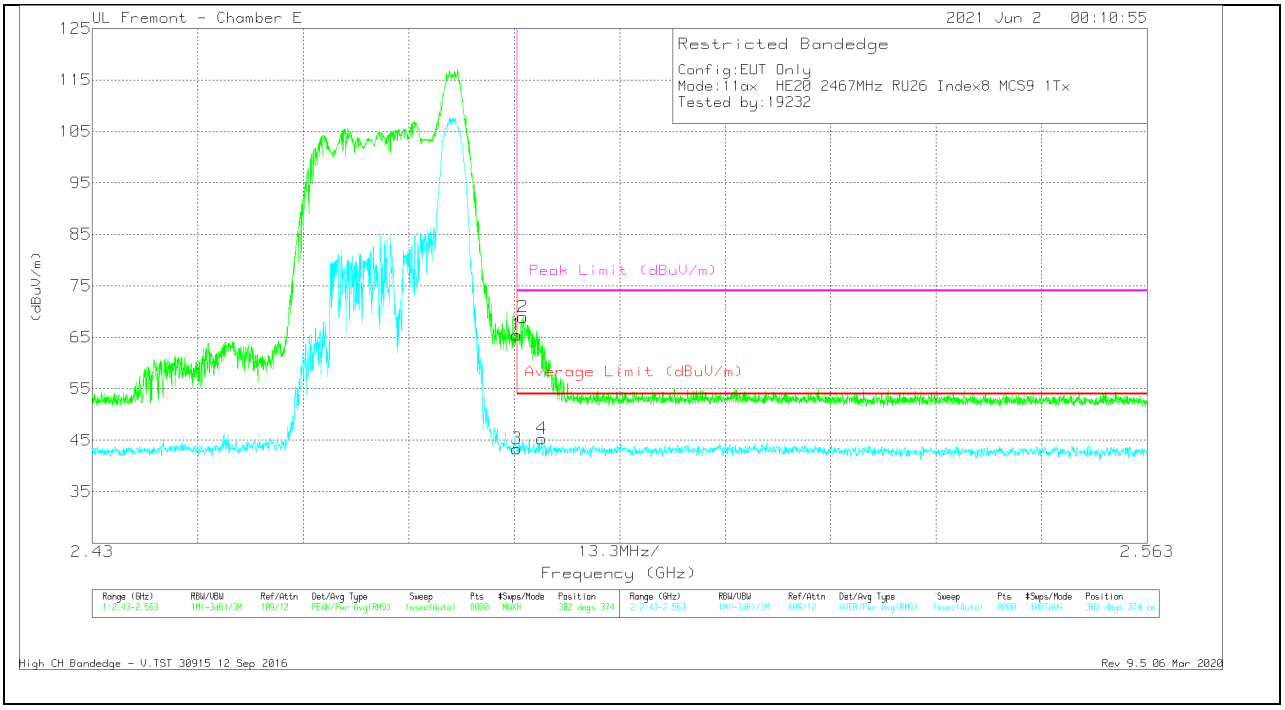

Marker	Frequency (GHz)	Meter Reading (dBuV)	Det	AF PRE0078107 (dB/m)	Amp/Cbl/Fltr/Pad (dB)	Corrected Reading (dBuV/m)	Average Limit (dBuV/m)	Margin (dB)	Peak Limit (dBuV/m)	PK Margin (dB)	Azimuth (Degs)	Height (cm)	Polarity
1	* 2.48351	50.59	Pk	32.6	-17.7	65.49	-	-	74	-8.51	302	374	V
2	* 2.48429	54.05	Pk	32.6	-17.7	68.95	-	-	74	-5.05	302	374	V
3	* 2.48351	28.46	RMS	32.6	-17.7	43.36	54	-10.64	-	-	302	374	V
4	* 2.48666	30.41	RMS	32.6	-17.7	45.31	54	-8.69	-	-	302	374	V

* - indicates frequency in CFR47 Pt 15 / IC RSS-Restricted Band
Pk - Peak detector
RMS - RMS detection

UL VERIFICATION SERVICES INC.
47173 Benicia Street, Fremont, CA 94538; USA TEL:(510) 319-4000 FAX:(510) 661-0888
This report shall not be reproduced except in full, without the written approval of UL Verification Services Inc.

BANDEDGE (HIGH CHANNEL, CH 13)

HORIZONTAL RESULT

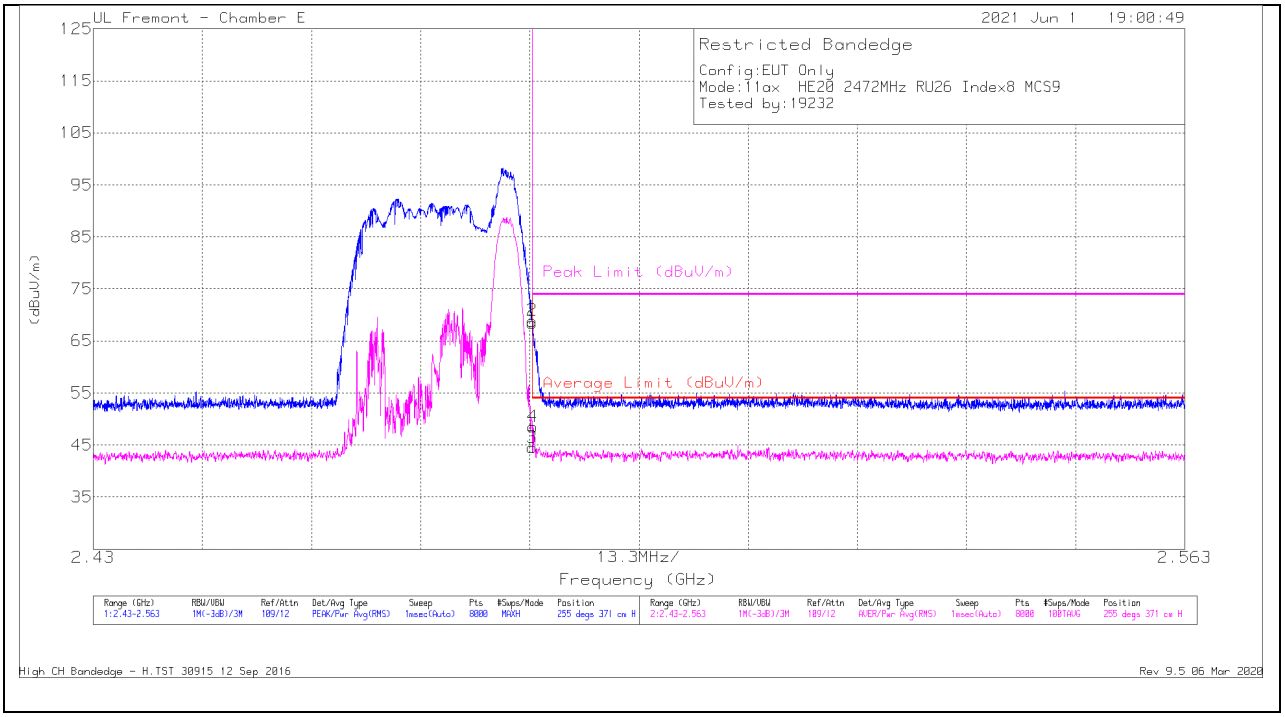

Marker	Frequency (GHz)	Meter Reading (dBuV)	Det	AF PRE0078107 (dB/m)	Amp/Cbl/Fltr/Pad (dB)	Corrected Reading (dBuV/m)	Average Limit (dBuV/m)	Margin (dB)	Peak Limit (dBuV/m)	PK Margin (dB)	Azimuth (Degs)	Height (cm)	Polarity
1	* 2.48351	53.53	Pk	32.6	-17.7	68.43	-	-	74	-5.57	255	371	H
2	* 2.48352	53.99	Pk	32.6	-17.7	68.89	-	-	74	-5.11	255	371	H
3	* 2.48351	29.58	RMS	32.6	-17.7	44.48	54	-9.52	-	-	255	371	H
4	* 2.48361	33.58	RMS	32.6	-17.7	48.48	54	-5.52	-	-	255	371	H

* - indicates frequency in CFR47 Pt 15 / IC RSS-Restricted Band
Pk - Peak detector
RMS - RMS detection

UL VERIFICATION SERVICES INC.
47173 Benicia Street, Fremont, CA 94538; USA TEL:(510) 319-4000 FAX:(510) 661-0888
This report shall not be reproduced except in full, without the written approval of UL Verification Services Inc.

VERTICAL RESULT

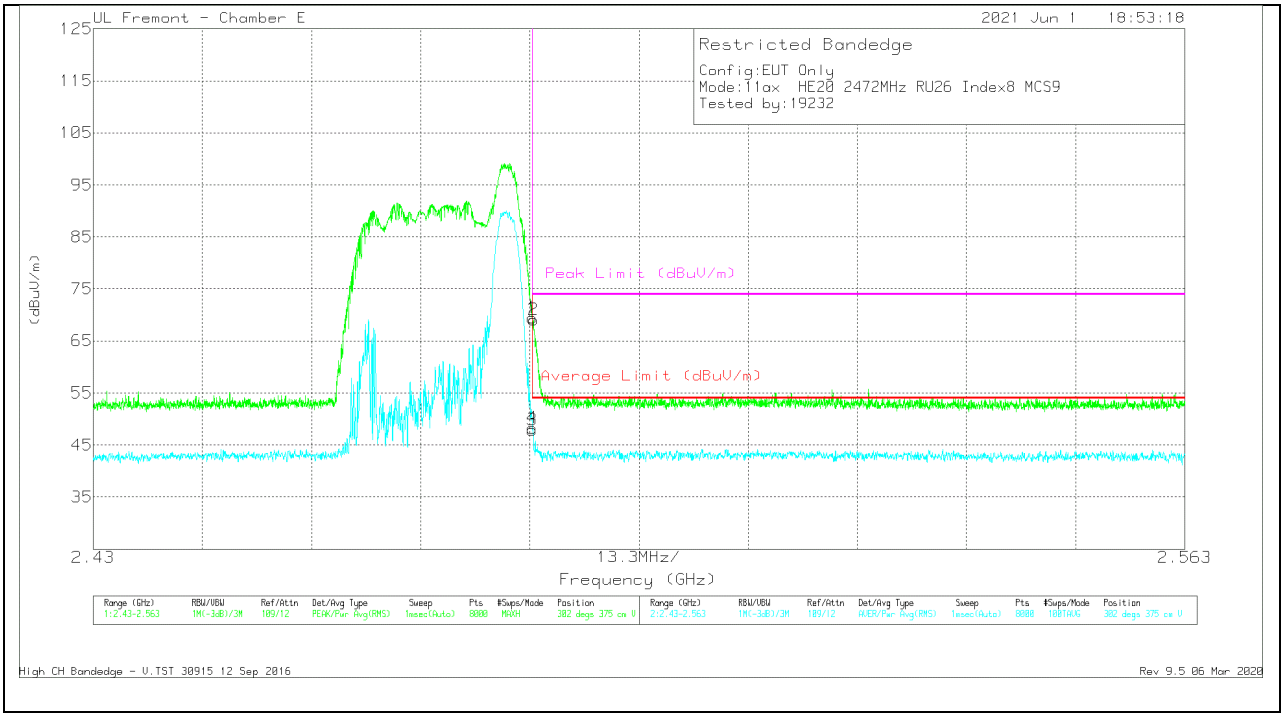

Marker	Frequency (GHz)	Meter Reading (dBuV)	Det	AF PRE0078107 (dB/m)	Amp/Cbl/Fltr/Pad (dB)	Corrected Reading (dBuV/m)	Average Limit (dBuV/m)	Margin (dB)	Peak Limit (dBuV/m)	PK Margin (dB)	Azimuth (Degs)	Height (cm)	Polarity
1	* 2.48351	54.51	Pk	32.6	-17.7	69.41	-	-	74	-4.59	302	375	V
2	* 2.48364	54.19	Pk	32.6	-17.7	69.09	-	-	74	-4.91	302	375	V
3	* 2.48351	33.01	RMS	32.6	-17.7	47.91	54	-6.09	-	-	302	375	V
4	* 2.48352	33.36	RMS	32.6	-17.7	48.26	54	-5.74	-	-	302	375	V

* - indicates frequency in CFR47 Pt 15 / IC RSS-Restricted Band
Pk - Peak detector
RMS - RMS detection

UL VERIFICATION SERVICES INC.
47173 Benicia Street, Fremont, CA 94538; USA TEL:(510) 319-4000 FAX:(510) 661-0888
This report shall not be reproduced except in full, without the written approval of UL Verification Services Inc.

1TX ANT 3 MODE: 242-Tones, RU Index 61

BANDEDGE (LOW CHANNEL, CH 1)

HORIZONTAL RESULT

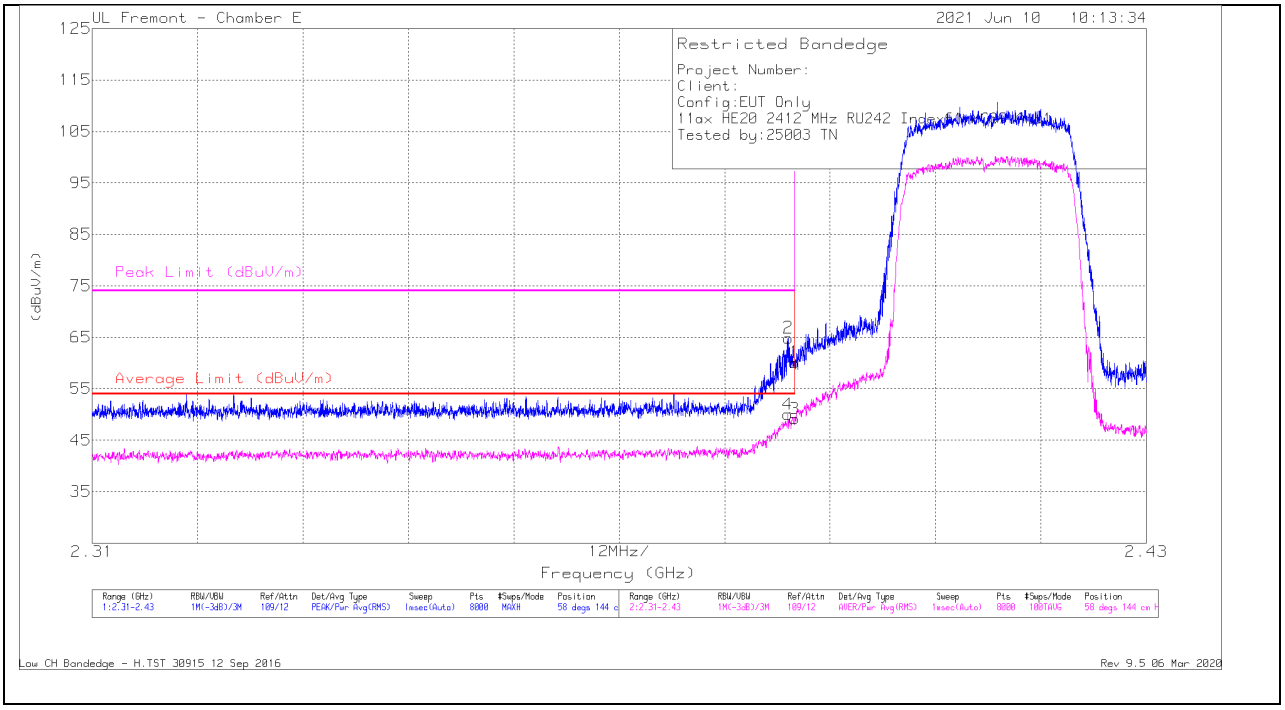

Marker	Frequency (GHz)	Meter Reading (dBuV)	Det	AF PRE0100034 (dB/m)	Amp/Cbl/Fltr/Pad (dB)	Corrected Reading (dBuV/m)	Average Limit (dBuV/m)	Margin (dB)	Peak Limit (dBuV/m)	PK Margin (dB)	Azimuth (Degs)	Height (cm)	Polarity
1	* 2.38999	45.49	Pk	32.2	-17.6	60.09	-	-	74	-13.91	58	144	H
2	* 2.38924	50.27	Pk	32.2	-17.6	64.87	-	-	74	-9.13	58	144	H
3	* 2.38999	34.56	RMS	32.2	-17.6	49.16	54	-4.84	-	-	58	144	H
4	* 2.38918	35.43	RMS	32.2	-17.6	50.03	54	-3.97	-	-	58	144	H

* - indicates frequency in CFR47 Pt 15 / IC RSS-Restricted Band
Pk - Peak detector
RMS - RMS detection

UL VERIFICATION SERVICES INC.
47173 Benicia Street, Fremont, CA 94538; USA TEL:(510) 319-4000 FAX:(510) 661-0888
This report shall not be reproduced except in full, without the written approval of UL Verification Services Inc.

VERTICAL RESULT

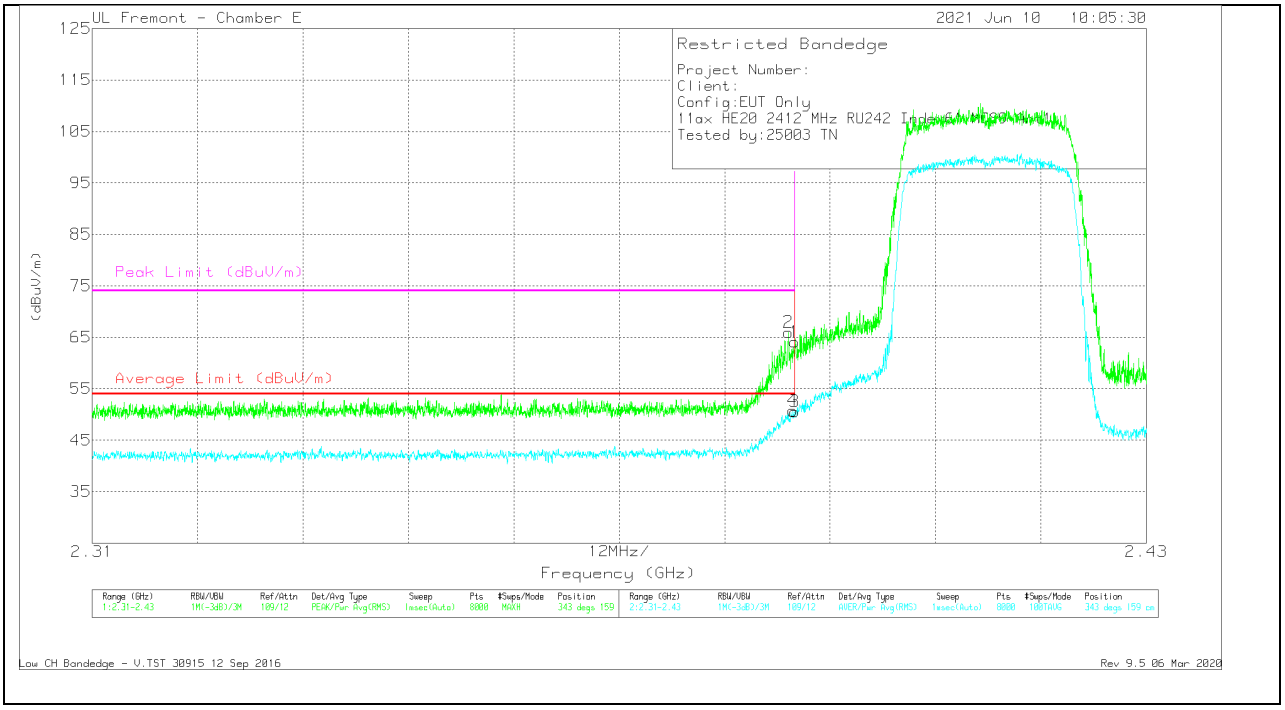

Marker	Frequency (GHz)	Meter Reading (dBuV)	Det	AF PRE0100 034 (dB/m)	Amp/Cbl/ Fltr/Pad (dB)	Corrected Reading (dBuV/m)	Average Limit (dBuV/m)	Margin (dB)	Peak Limit (dBuV/m)	PK Margin (dB)	Azimuth (Degs)	Height (cm)	Polarity
1	* 2.38999	49.49	Pk	32.2	-17.6	64.09	-	-	74	-9.91	343	159	V
2	* 2.38927	51.36	Pk	32.2	-17.6	65.96	-	-	74	-8.04	343	159	V
3	* 2.38999	35.97	RMS	32.2	-17.6	50.57	54	-3.43	-	-	343	159	V
4	* 2.38975	36.14	RMS	32.2	-17.6	50.74	54	-3.26	-	-	343	159	V

* - indicates frequency in CFR47 Pt 15 / IC RSS-Restricted Band
Pk - Peak detector
RMS - RMS detection

UL VERIFICATION SERVICES INC.
47173 Benicia Street, Fremont, CA 94538; USA TEL:(510) 319-4000 FAX:(510) 661-0888
This report shall not be reproduced except in full, without the written approval of UL Verification Services Inc.

BANDEDGE (LOW CHANNEL, CH 2)

HORIZONTAL RESULT

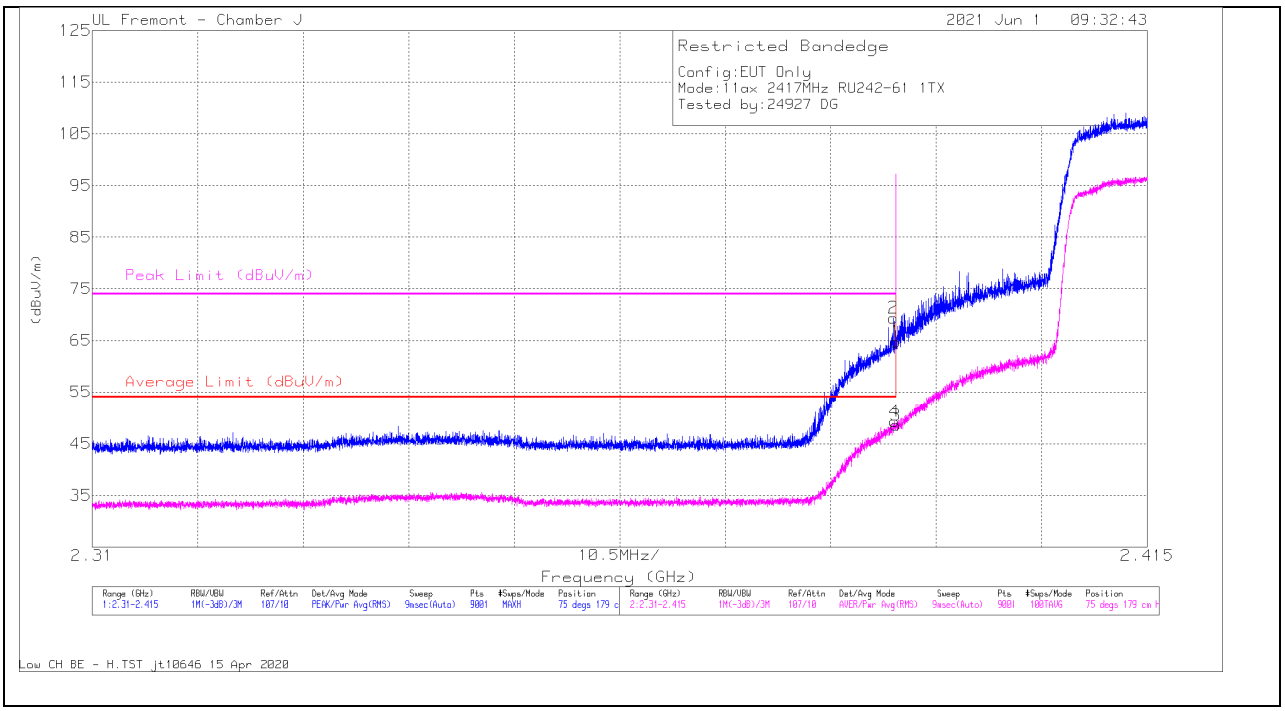

Marker	Frequency (GHz)	Meter Reading (dBuV)	Det	AF PRE0100034 (dB/m)	Amp/Cbl/Fltr/Pad (dB)	Corrected Reading (dBuV/m)	Average Limit (dBuV/m)	Margin (dB)	Peak Limit (dBuV/m)	PK Margin (dB)	Azimuth (Degs)	Height (cm)	Polarity
1	* 2.38999	57.83	Pk	32.1	-25.2	64.73	-	-	74	-9.27	75	179	H
2	* 2.38972	62.46	Pk	32.1	-25.2	69.36	-	-	74	-4.64	75	179	H
3	* 2.38999	41.57	RMS	32.1	-25.2	48.47	54	-5.53	-	-	75	179	H
4	* 2.38985	42.31	RMS	32.1	-25.2	49.21	54	-4.79	-	-	75	179	H

* - indicates frequency in CFR47 Pt 15 / IC RSS-Restricted Band
Pk - Peak detector
RMS - RMS detection

UL VERIFICATION SERVICES INC.
47173 Benicia Street, Fremont, CA 94538; USA TEL:(510) 319-4000 FAX:(510) 661-0888
This report shall not be reproduced except in full, without the written approval of UL Verification Services Inc.

VERTICAL RESULT

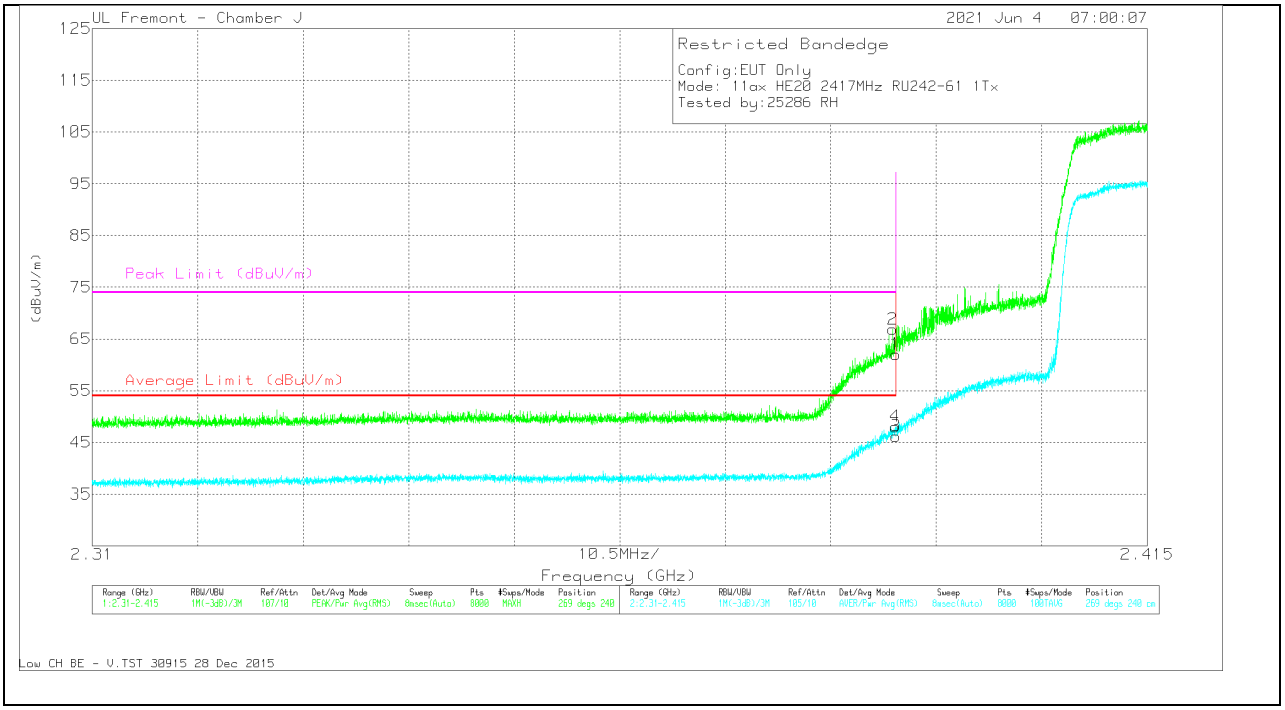

Marker	Frequency (GHz)	Meter Reading (dBuV)	Det	AF PRE0100 034 (dB/m)	Amp/Cbl/ Fltr/Pad (dB)	Corrected Reading (dBuV/m)	Average Limit (dBuV/m)	Margin (dB)	Peak Limit (dBuV/m)	PK Margin (dB)	Azimuth (Degs)	Height (cm)	Polarity
1	* 2.39	44.16	Pk	32.1	-14.2	62.06	-	-	74	-11.94	269	240	V
2	* 2.38968	48.96	Pk	32.1	-14.2	66.86	-	-	74	-7.14	269	240	V
3	* 2.39	28.22	RMS	32.1	-14.2	46.12	54	-7.886	-	-	269	240	V
4	* 2.38992	30.04	RMS	32.1	-14.2	47.94	54	-6.06	-	-	269	240	V

* - indicates frequency in CFR47 Pt 15 / IC RSS-Restricted Band
Pk - Peak detector
RMS - RMS detection

UL VERIFICATION SERVICES INC.
47173 Benicia Street, Fremont, CA 94538; USA TEL:(510) 319-4000 FAX:(510) 661-0888
This report shall not be reproduced except in full, without the written approval of UL Verification Services Inc.

BANDEDGE (LOW CHANNEL, CH 3)

HORIZONTAL RESULT

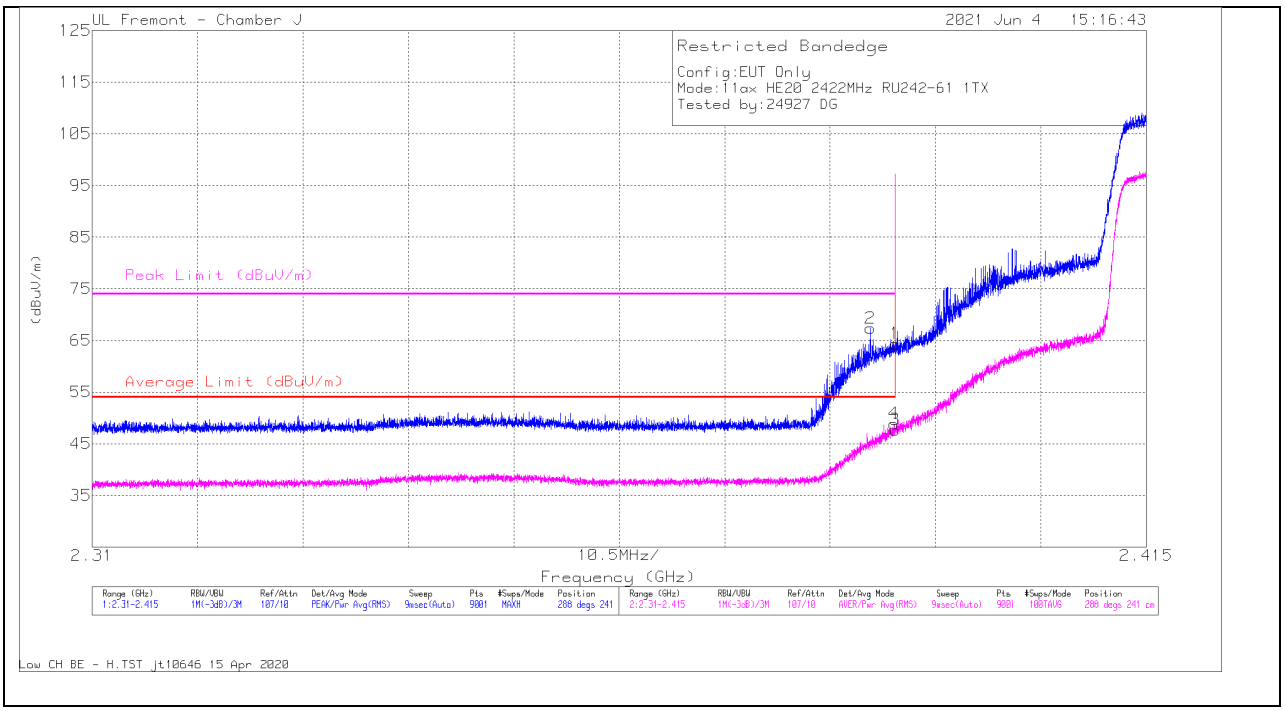

Marker	Frequency (GHz)	Meter Reading (dBuV)	Det	AF PRE010003 4 (dB/m)	Amp/Cbl/Flt r/Pad (dB)	Corrected Reading (dBuV/m)	Average Limit (dBuV/m)	Margin (dB)	Peak Limit (dBuV/m)	PK Margin (dB)	Azimuth (Degs)	Height (cm)	Polarity
1	* 2.38999	57.45	Pk	32.1	-25.2	64.35	-	-	74	-9.65	288	241	H
2	* 2.38752	60.46	Pk	32.1	-25.2	67.36	-	-	74	-6.64	288	241	H
3	* 2.38999	40.79	RMS	32.1	-25.2	47.69	54	-6.31	-	-	288	241	H
4	* 2.38986	42	RMS	32.1	-25.2	48.9	54	-5.1	-	-	288	241	H

* - indicates frequency in CFR47 Pt 15 / IC RSS-Restricted Band
Pk - Peak detector
RMS - RMS detection

UL VERIFICATION SERVICES INC.
47173 Benicia Street, Fremont, CA 94538; USA TEL:(510) 319-4000 FAX:(510) 661-0888
This report shall not be reproduced except in full, without the written approval of UL Verification Services Inc.

VERTICAL RESULT

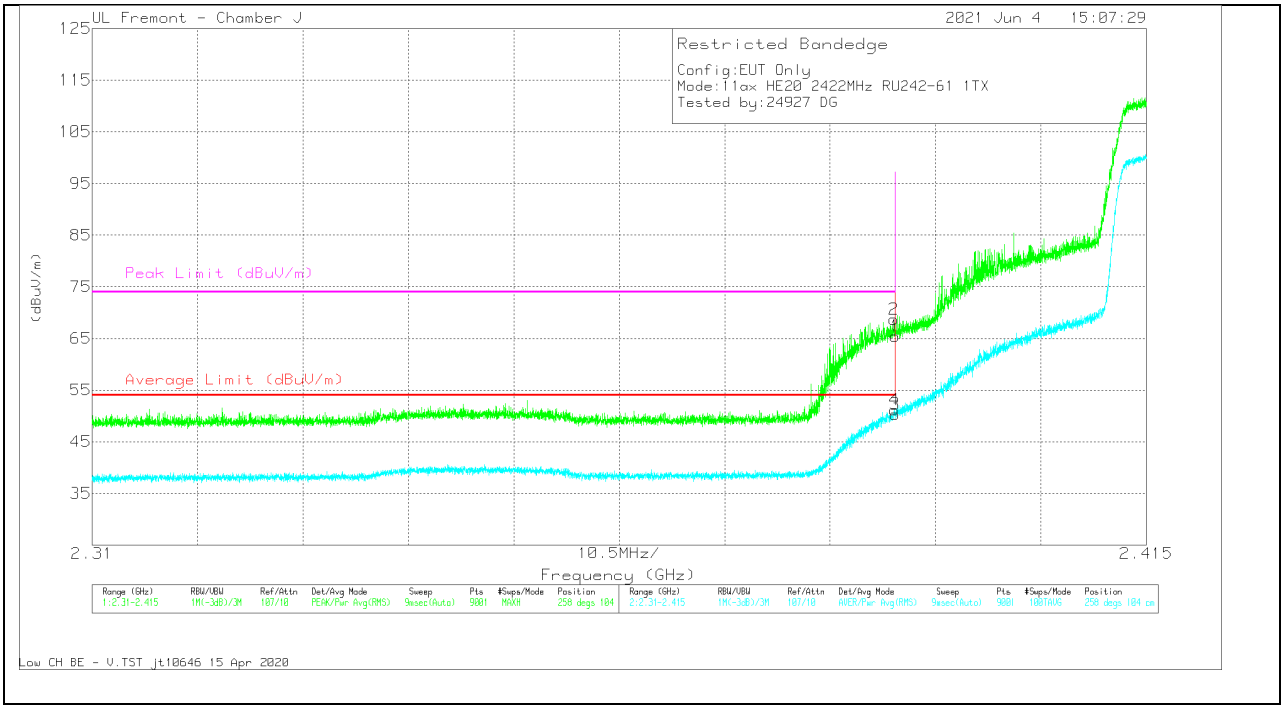

Marker	Frequency (GHz)	Meter Reading (dBuV)	Det	AF PRE010003 4 (dB/m)	Amp/Cbl/Flt r/Pad (dB)	Corrected Reading (dBuV/m)	Average Limit (dBuV/m)	Margin (dB)	Peak Limit (dBuV/m)	PK Margin (dB)	Azimuth (Degs)	Height (cm)	Polarity
1	* 2.38999	58.53	Pk	32.1	-25.2	65.43	-	-	74	-8.57	258	104	V
2	* 2.38985	61.8	Pk	32.1	-25.2	68.7	-	-	74	-5.3	258	104	V
3	* 2.38999	43.44	RMS	32.1	-25.2	50.34	54	-3.66	-	-	258	104	V
4	* 2.38993	44.27	RMS	32.1	-25.2	51.17	54	-2.83	-	-	258	104	V

* - indicates frequency in CFR47 Pt 15 / IC RSS-Restricted Band
Pk - Peak detector
RMS - RMS detection

UL VERIFICATION SERVICES INC.
47173 Benicia Street, Fremont, CA 94538; USA TEL:(510) 319-4000 FAX:(510) 661-0888
This report shall not be reproduced except in full, without the written approval of UL Verification Services Inc.

BANDEDGE (HIGH CHANNEL, CH 9)

HORIZONTAL RESULT

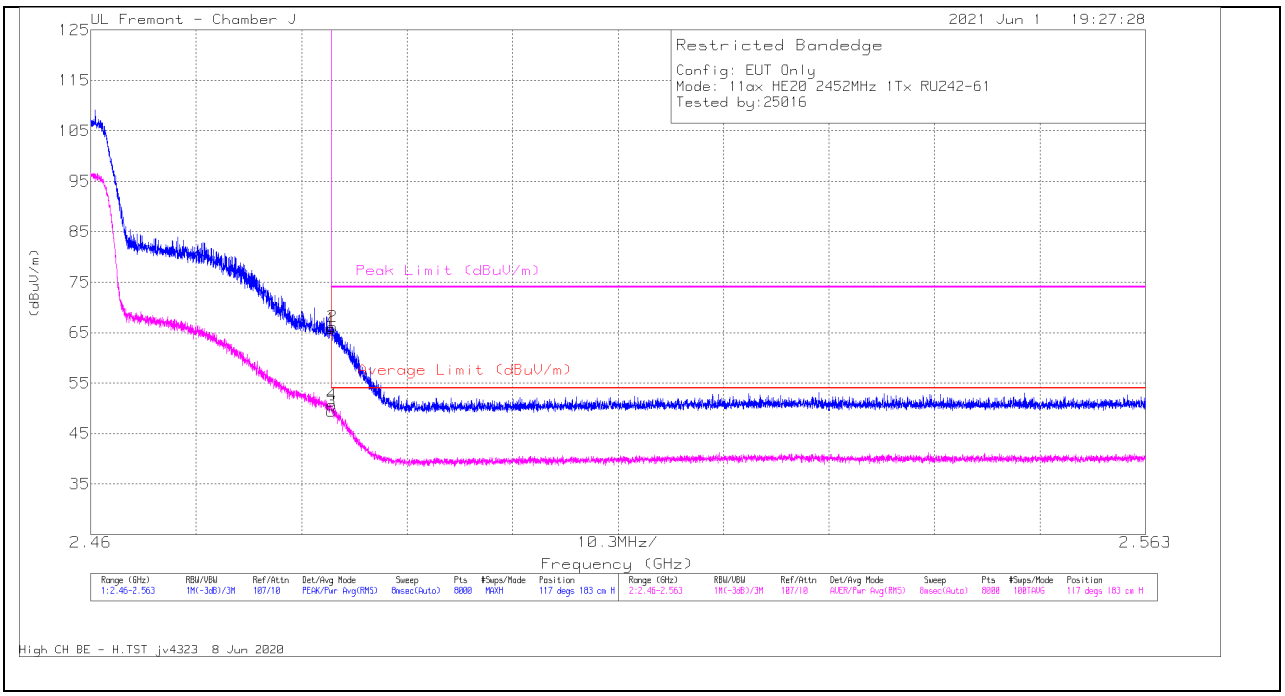

Marker	Frequency (GHz)	Meter Reading (dBuV)	Det	AF PRE0100034 (dB/m)	Amp/Cbl/Fltr/Pad (dB)	Corrected Reading (dBuV/m)	Average Limit (dBuV/m)	Margin (dB)	Peak Limit (dBuV/m)	PK Margin (dB)	Azimuth (Degs)	Height (cm)	Polarity
1	* 2.4835	47.54	Pk	32.5	-14.2	65.84	-	-	74	-8.16	117	183	H
2	* 2.48362	47.93	Pk	32.5	-14.2	66.23	-	-	74	-7.77	117	183	H
3	* 2.4835	30.98	RMS	32.5	-14.2	49.28	54	-4.72	-	-	117	183	H
4	* 2.48355	32.29	RMS	32.5	-14.2	50.59	54	-3.41	-	-	117	183	H

* - indicates frequency in CFR47 Pt 15 / IC RSS-Restricted Band
Pk - Peak detector
RMS - RMS detection

UL VERIFICATION SERVICES INC.
47173 Benicia Street, Fremont, CA 94538; USA TEL:(510) 319-4000 FAX:(510) 661-0888
This report shall not be reproduced except in full, without the written approval of UL Verification Services Inc.

VERTICAL RESULT

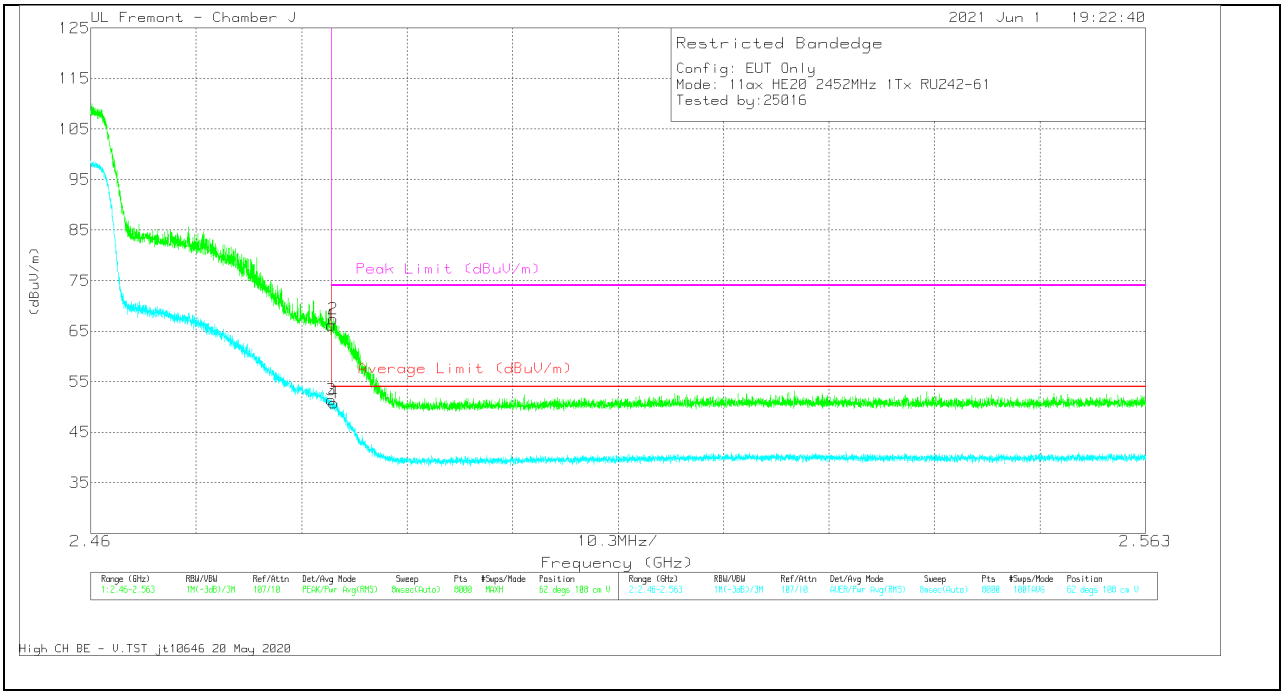

Marker	Frequency (GHz)	Meter Reading (dBuV)	Det	AF PRE010003 4 (dB/m)	Amp/Cbl/Fltr/Pad (dB)	Corrected Reading (dBuV/m)	Average Limit (dBuV/m)	Margin (dB)	Peak Limit (dBuV/m)	PK Margin (dB)	Azimuth (Degs)	Height (cm)	Polarity
1	* 2.4835	47.85	Pk	32.5	-14.2	66.15	-	-	74	-7.85	62	108	V
2	* 2.48366	49.08	Pk	32.5	-14.2	67.38	-	-	74	-6.62	62	108	V
3	* 2.4835	33.07	RMS	32.5	-14.2	51.37	54	-2.63	-	-	62	108	V
4	* 2.48372	32.55	RMS	32.5	-14.2	50.85	54	-3.15	-	-	62	108	V

* - indicates frequency in CFR47 Pt 15 / IC RSS-Restricted Band
Pk - Peak detector
RMS - RMS detection

UL VERIFICATION SERVICES INC.
47173 Benicia Street, Fremont, CA 94538; USA TEL:(510) 319-4000 FAX:(510) 661-0888
This report shall not be reproduced except in full, without the written approval of UL Verification Services Inc.

BANDEDGE (HIGH CHANNEL, CH 10)

HORIZONTAL RESULT

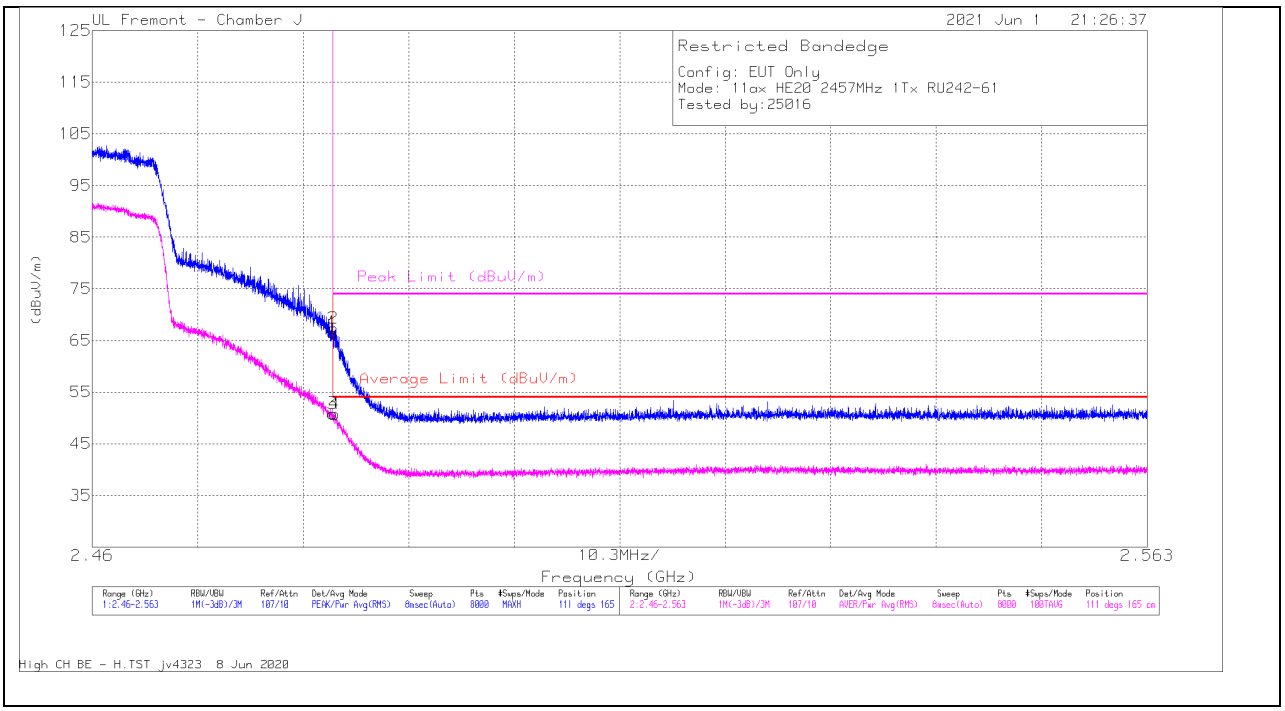

Marker	Frequency (GHz)	Meter Reading (dBuV)	Det	AF PRE0100 034 (dB/m)	Amp/Cbl/ Fltr/Pad (dB)	Correcte d Reading (dBuV/m)	Average Limit (dBuV/m)	Margin (dB)	Peak Limit (dBuV/m)	PK Margin (dB)	Azimuth (Degs)	Height (cm)	Polarity
1	* 2.4835	48.26	Pk	32.5	-14.2	66.56	-	-	74	-7.44	111	165	H
2	* 2.48351	49.07	Pk	32.5	-14.2	67.37	-	-	74	-6.63	111	165	H
3	* 2.4835	32.43	RMS	32.5	-14.2	50.73	54	-3.27	-	-	111	165	H
4	* 2.48364	32.34	RMS	32.5	-14.2	50.64	54	-3.36	-	-	111	165	H

* - indicates frequency in CFR47 Pt 15 / IC RSS-Restricted Band
Pk - Peak detector
RMS - RMS detection

UL VERIFICATION SERVICES INC.
47173 Benicia Street, Fremont, CA 94538; USA TEL:(510) 319-4000 FAX:(510) 661-0888
This report shall not be reproduced except in full, without the written approval of UL Verification Services Inc.

VERTICAL RESULT

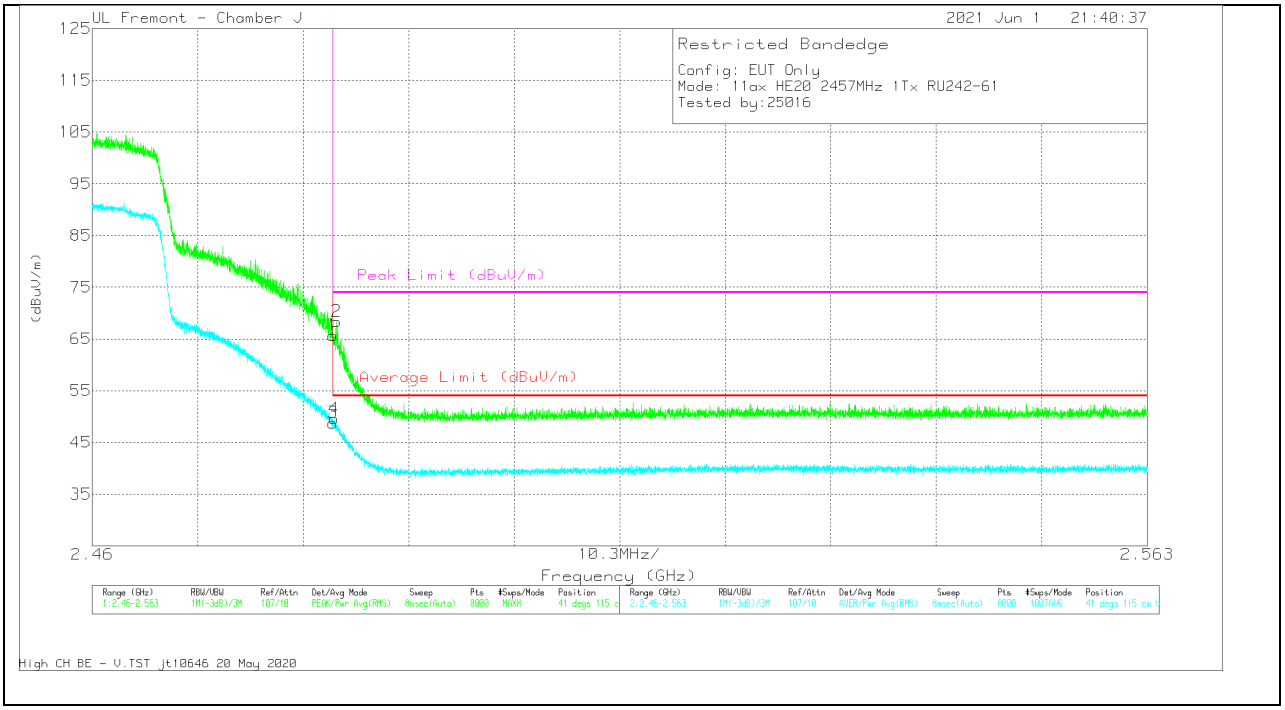

Marker	Frequency (GHz)	Meter Reading (dBuV)	Det	AF PRE0100 034 (dB/m)	Amp/Cbl/ Fltr/Pad (dB)	Corrected Reading (dBuV/m)	Average Limit (dBuV/m)	Margin (dB)	Peak Limit (dBuV/m)	PK Margin (dB)	Azimuth (Degs)	Height (cm)	Polarity
1	* 2.4835	47.42	Pk	32.5	-14.2	65.72	-	-	74	-8.28	41	115	V
2	* 2.48387	50.07	Pk	32.5	-14.2	68.37	-	-	74	-5.63	41	115	V
3	* 2.4835	30.38	RMS	32.5	-14.2	48.68	54	-5.32	-	-	41	115	V
4	* 2.48363	31.16	RMS	32.5	-14.2	49.46	54	-4.54	-	-	41	115	V

* - indicates frequency in CFR47 Pt 15 / IC RSS-Restricted Band
Pk - Peak detector
RMS - RMS detection

UL VERIFICATION SERVICES INC.
47173 Benicia Street, Fremont, CA 94538; USA TEL:(510) 319-4000 FAX:(510) 661-0888
This report shall not be reproduced except in full, without the written approval of UL Verification Services Inc.

BANDEDGE (HIGH CHANNEL, CH 11)

HORIZONTAL RESULT

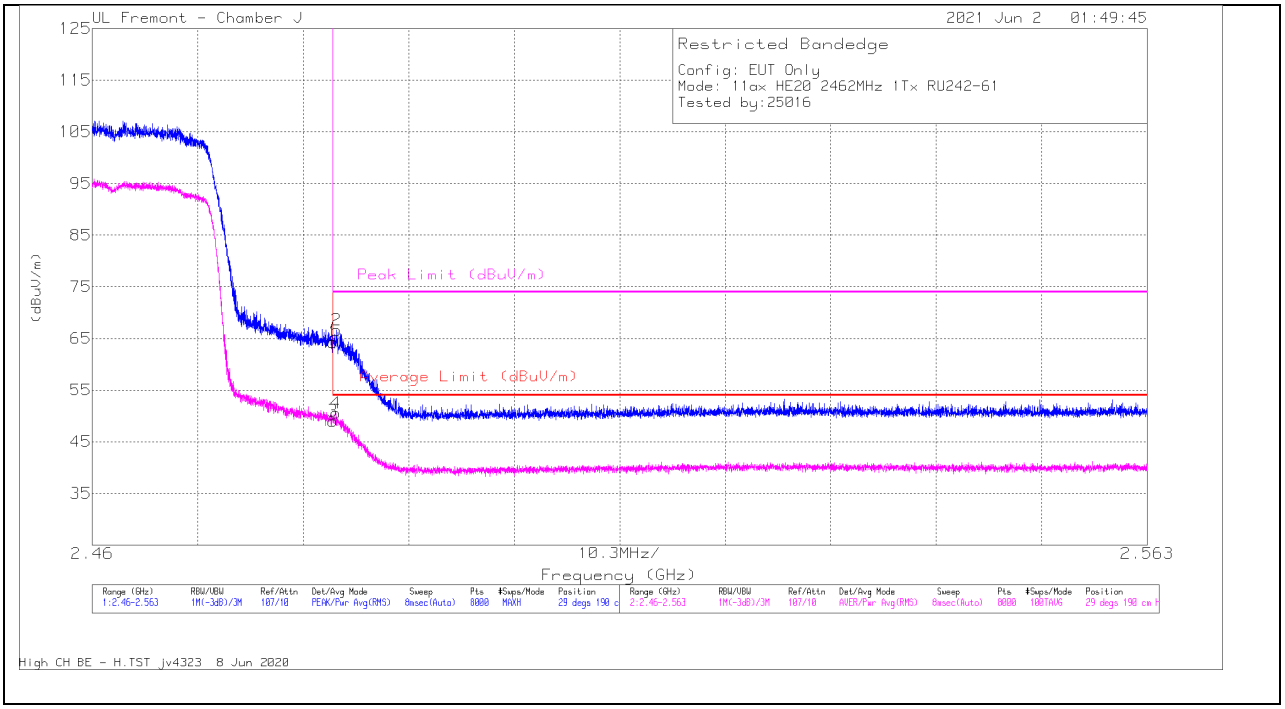

Marker	Frequency (GHz)	Meter Reading (dBuV)	Det	AF PRE0100 034 (dB/m)	Amp/Cbl/ Fltr/Pad (dB)	Corrected Reading (dBuV/m)	Average Limit (dBuV/m)	Margin (dB)	Peak Limit (dBuV/m)	PK Margin (dB)	Azimuth (Degs)	Height (cm)	Polarity
1	* 2.4835	45.99	Pk	32.5	-14.2	64.29	-	-	74	-9.71	29	190	H
2	* 2.48385	48.3	Pk	32.5	-14.2	66.6	-	-	74	-7.4	29	190	H
3	* 2.4835	30.57	RMS	32.5	-14.2	48.87	54	-5.23	-	-	29	190	H
4	* 2.4838	32.13	RMS	32.5	-14.2	50.43	54	-3.57	-	-	29	190	H

* - indicates frequency in CFR47 Pt 15 / IC RSS-Restricted Band
Pk - Peak detector
RMS - RMS detection

UL VERIFICATION SERVICES INC.
47173 Benicia Street, Fremont, CA 94538; USA TEL:(510) 319-4000 FAX:(510) 661-0888
This report shall not be reproduced except in full, without the written approval of UL Verification Services Inc.

VERTICAL RESULT

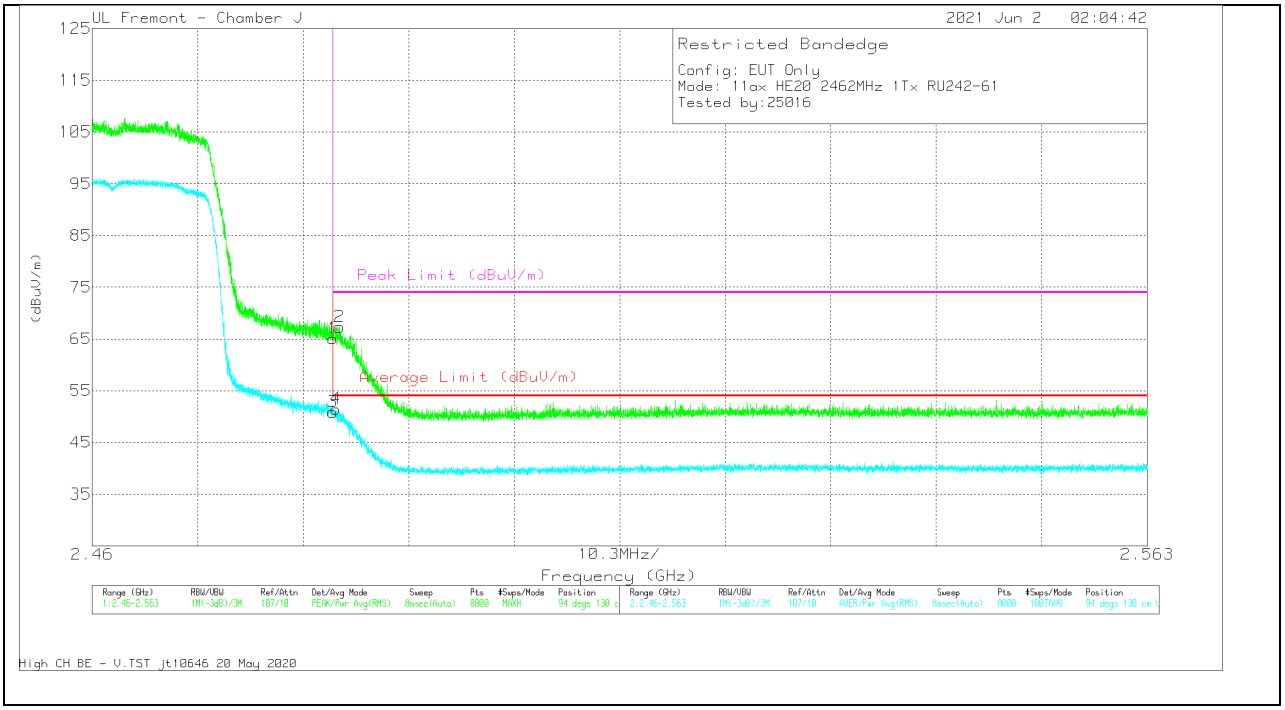

Marker	Frequency (GHz)	Meter Reading (dBuV)	Det	AF PRE0100 034 (dB/m)	Amp/Cbl/ Fltr/Pad (dB)	Corrected Reading (dBuV/m)	Average Limit (dBuV/m)	Margin (dB)	Peak Limit (dBuV/m)	PK Margin (dB)	Azimuth (Degs)	Height (cm)	Polarity
1	* 2.4835	46.81	Pk	32.5	-14.2	65.11	-	-	74	-8.89	94	130	V
2	* 2.48413	49.03	Pk	32.5	-14.2	67.33	-	-	74	-6.67	94	130	V
3	* 2.4835	32.47	RMS	32.5	-14.2	50.77	54	-3.231	-	-	94	130	V
4	* 2.48378	33.05	RMS	32.5	-14.2	51.35	54	-2.65	-	-	94	130	V

* - indicates frequency in CFR47 Pt 15 / IC RSS-Restricted Band
Pk - Peak detector
RMS - RMS detection

UL VERIFICATION SERVICES INC.
47173 Benicia Street, Fremont, CA 94538; USA TEL:(510) 319-4000 FAX:(510) 661-0888
This report shall not be reproduced except in full, without the written approval of UL Verification Services Inc.

BANDEDGE (HIGH CHANNEL, CH 12)

HORIZONTAL RESULT

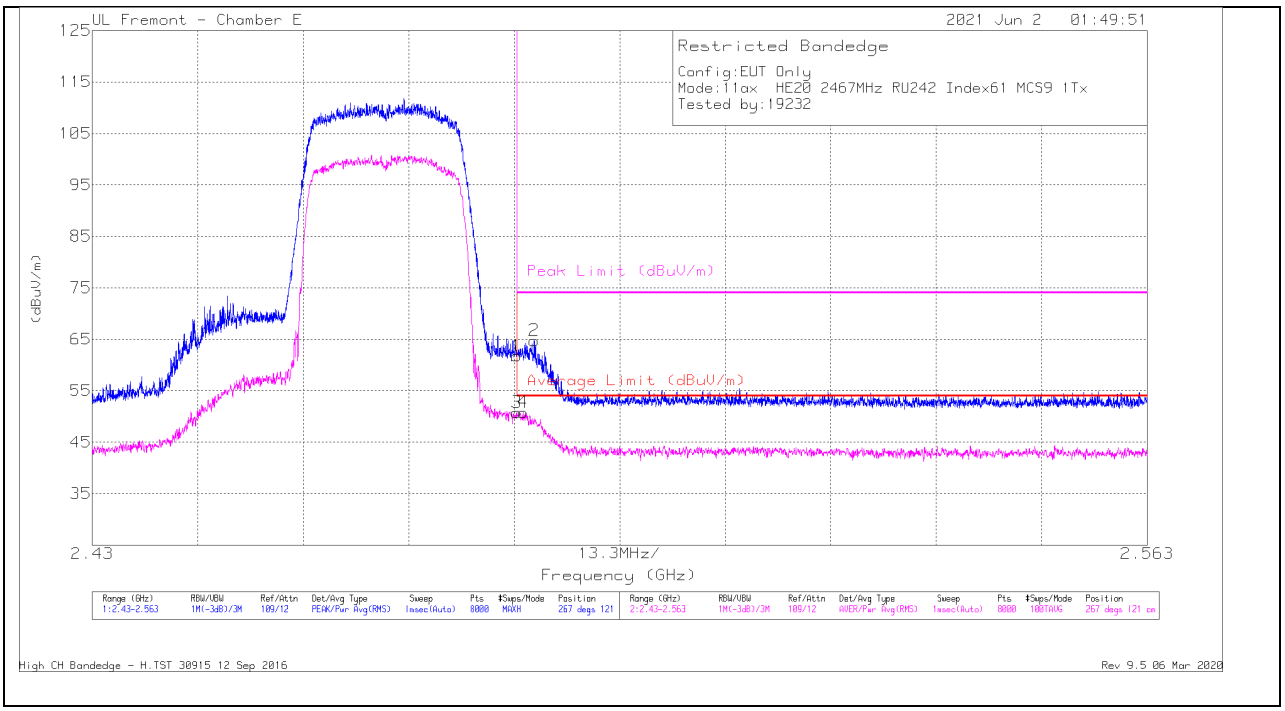

Marker	Frequency (GHz)	Meter Reading (dBuV)	Det	AF PRE0078 107 (dB/m)	Amp/Cbl/ Fltr/Pad (dB)	Corrected Reading (dBuV/m)	Average Limit (dBuV/m)	Margin (dB)	Peak Limit (dBuV/m)	PK Margin (dB)	Azimuth (Degs)	Height (cm)	Polarity
1	* 2.48351	46.88	Pk	32.6	-17.7	61.78	-	-	74	-12.22	267	121	H
2	* 2.48572	49.84	Pk	32.6	-17.7	64.74	-	-	74	-9.26	267	121	H
3	* 2.48351	35.77	RMS	32.6	-17.7	50.67	54	-3.33	-	-	267	121	H
4	* 2.4843	35.8	RMS	32.6	-17.7	50.70	54	-3.30	-	-	267	121	H

* - indicates frequency in CFR47 Pt 15 / IC RSS-Restricted Band
Pk - Peak detector
RMS - RMS detection

High CH Bandedge - H.TST 30915 12 Sep 2016
Rev 9.5 06 Mar 2020

UL VERIFICATION SERVICES INC.
47173 Benicia Street, Fremont, CA 94538; USA TEL:(510) 319-4000 FAX:(510) 661-0888
This report shall not be reproduced except in full, without the written approval of UL Verification Services Inc.

VERTICAL RESULT

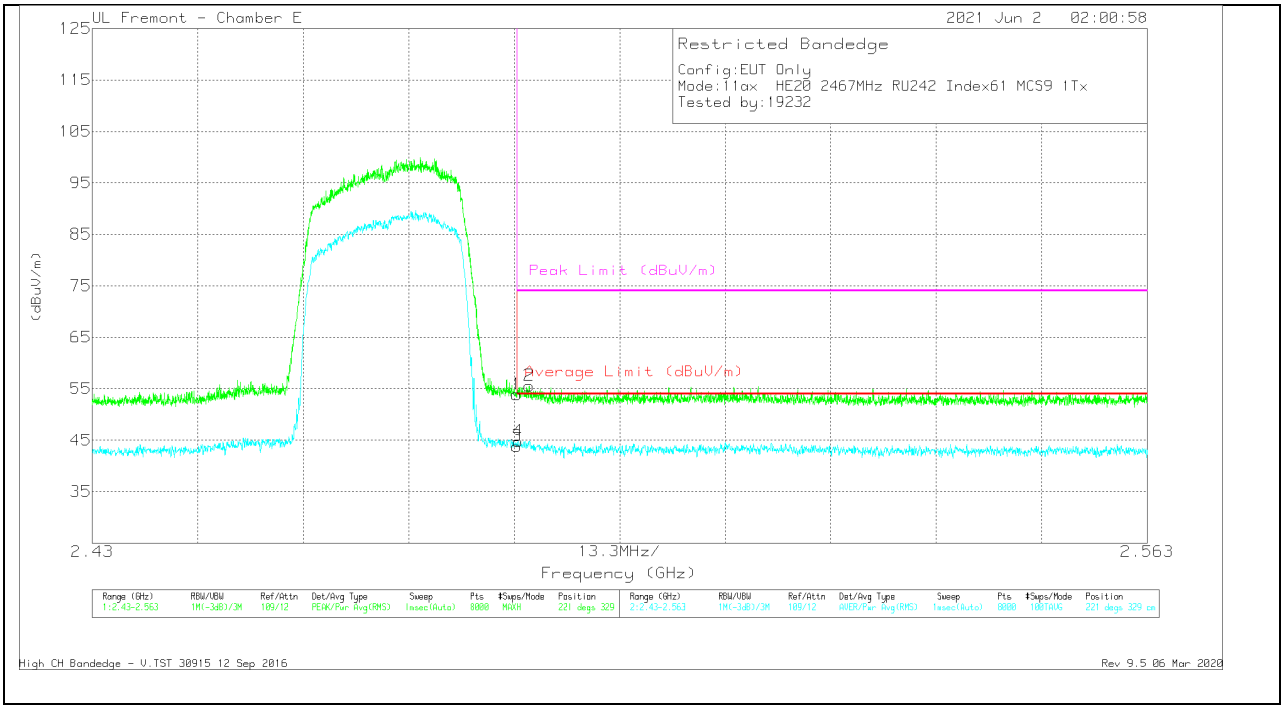

Marker	Frequency (GHz)	Meter Reading (dBuV)	Det	AF PRE0078 107 (dB/m)	Amp/Cbl/ Fltr/Pad (dB)	Corrected Reading (dBuV/m)	Average Limit (dBuV/m)	Margin (dB)	Peak Limit (dBuV/m)	PK Margin (dB)	Azimuth (Degs)	Height (cm)	Polarity
1	* 2.48351	39.01	Pk	32.6	-17.7	53.91	-	-	74	-20.09	221	329	V
2	* 2.48509	40.7	Pk	32.6	-17.7	55.6	-	-	74	-18.4	221	329	V
3	* 2.48351	28.84	RMS	32.6	-17.7	43.74	54	-10.26	-	-	221	329	V
4	* 2.48367	29.79	RMS	32.6	-17.7	44.69	54	-9.31	-	-	221	329	V

* - indicates frequency in CFR47 Pt 15 / IC RSS-Restricted Band
Pk - Peak detector
RMS - RMS detection

UL VERIFICATION SERVICES INC.
47173 Benicia Street, Fremont, CA 94538; USA TEL:(510) 319-4000 FAX:(510) 661-0888
This report shall not be reproduced except in full, without the written approval of UL Verification Services Inc.

BANDEDGE (HIGH CHANNEL, CH 13)

HORIZONTAL RESULT

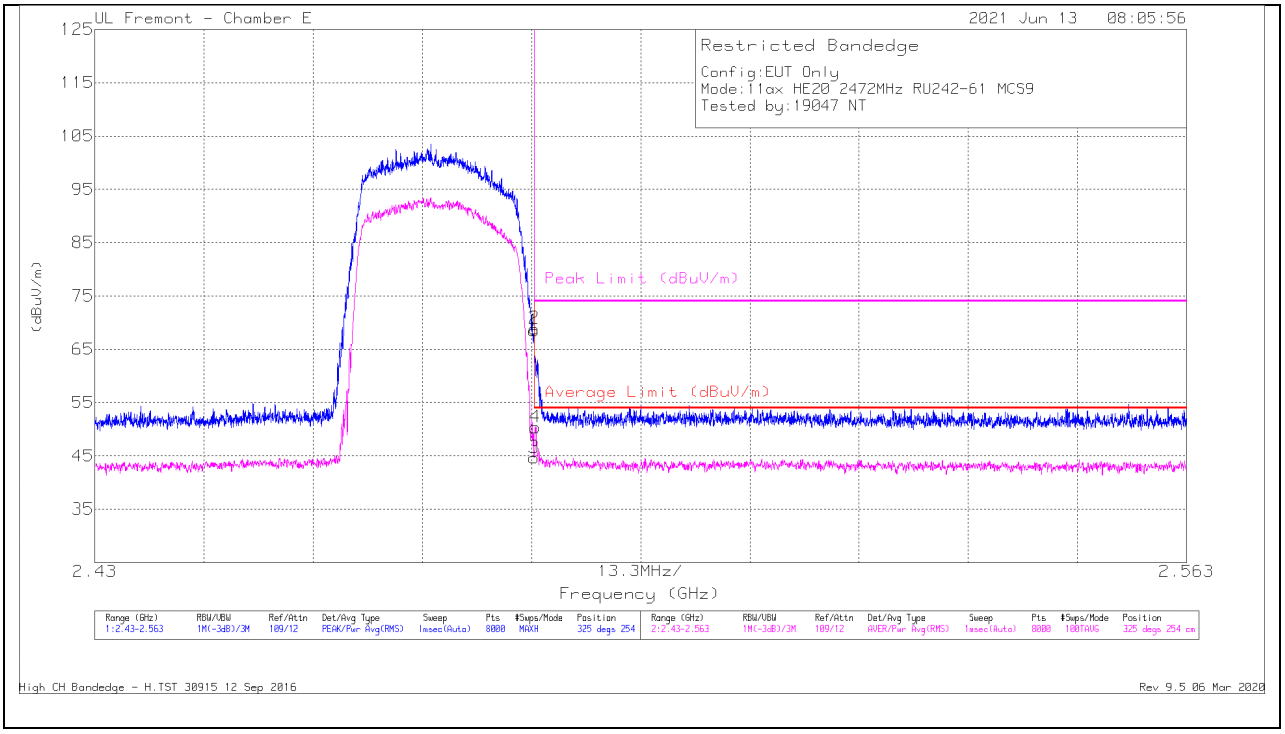

Marker	Frequency (GHz)	Meter Reading (dBuV)	Det	AF PRE0100034 (dB/m)	Amp/Cbl/Fltr/Pad (dB)	Corrected Reading (dBuV/m)	Average Limit (dBuV/m)	Margin (dB)	Peak Limit (dBuV/m)	PK Margin (dB)	Azimuth (Degs)	Height (cm)	Polarity
1	* 2.48351	53.58	Pk	32.6	-17.7	68.48	-	-	74	-5.52	325	254	H
2	* 2.48352	53.99	Pk	32.6	-17.7	68.89	-	-	74	-5.11	325	254	H
3	* 2.48351	29.67	RMS	32.6	-17.7	44.57	54	-9.43	-	-	325	254	H
4	* 2.48366	35.35	RMS	32.6	-17.7	50.25	54	-3.753	-	-	325	254	H

* - indicates frequency in CFR47 Pt 15 / IC RSS-Restricted Band
Pk - Peak detector
RMS - RMS detection

High CH Bandedge - H.TST 30915 12 Sep 2016
Rev 9.5 06 Mar 2020

UL VERIFICATION SERVICES INC.
47173 Benicia Street, Fremont, CA 94538; USA TEL:(510) 319-4000 FAX:(510) 661-0888
This report shall not be reproduced except in full, without the written approval of UL Verification Services Inc.

VERTICAL RESULT

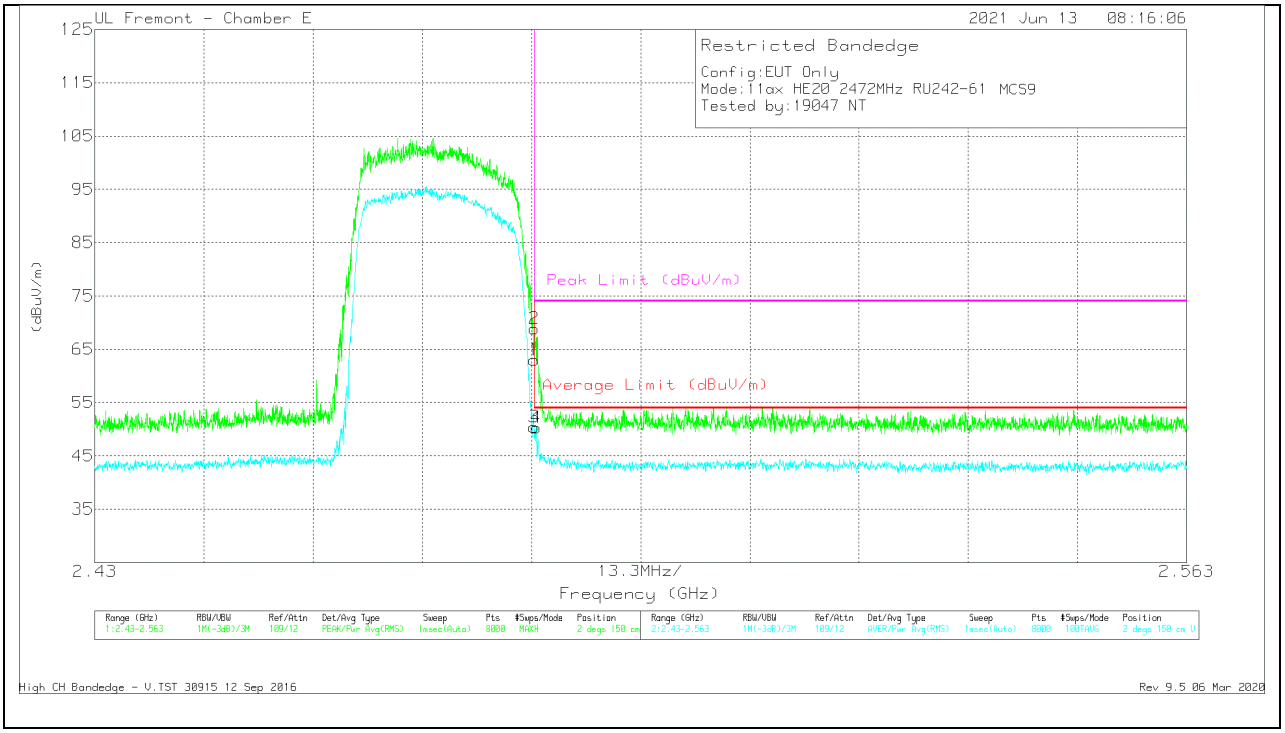

Marker	Frequency (GHz)	Meter Reading (dBuV)	Det	AF PRE0100034 (dB/m)	Amp/Cbl/Fltr/Pad (dB)	Corrected Reading (dBuV/m)	Average Limit (dBuV/m)	Margin (dB)	Peak Limit (dBuV/m)	PK Margin (dB)	Azimuth (Degs)	Height (cm)	Polarity
1	* 2.48351	48.08	Pk	32.6	-17.7	62.98	-	-	74	-11.02	2	150	V
2	* 2.48356	53.94	Pk	32.6	-17.7	68.84	-	-	74	-5.16	2	150	V
3	* 2.48351	35.37	RMS	32.6	-17.7	50.27	54	-3.73	-	-	2	150	V
4	* 2.48376	35.24	RMS	32.6	-17.7	50.14	54	-3.86	-	-	2	150	V

* - indicates frequency in CFR47 Pt 15 / IC RSS-Restricted Band
Pk - Peak detector
RMS - RMS detection

High CH Bandedge - V.TST 30915 12 Sep 2016
Rev 9.5 06 Mar 2020

UL VERIFICATION SERVICES INC.
47173 Benicia Street, Fremont, CA 94538; USA TEL:(510) 319-4000 FAX:(510) 661-0888
This report shall not be reproduced except in full, without the written approval of UL Verification Services Inc.

10.1.5. 802.11ax HE20 2TX OFDMA MODE

2TX ANT 4 + ANT 3 OFDMA MODE: 26-Tones, RU Index 0

BANDEDGE (LOW CHANNEL, CH 1)

HORIZONTAL RESULT

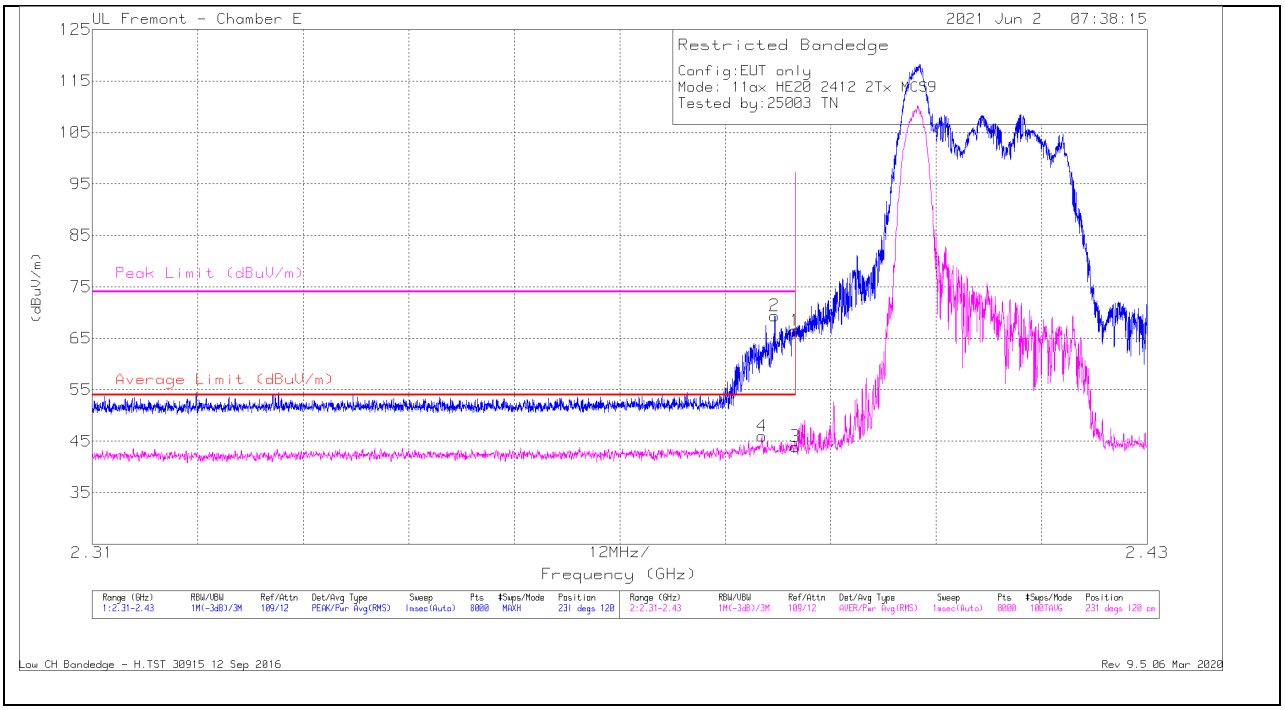

Marker	Frequency (GHz)	Meter Reading (dBuV)	Det	AF PRE007810 7 (dB/m)	Amp/Cbl/Fltr/Pad (dB)	Corrected Reading (dBuV/m)	Average Limit (dBuV/m)	Margin (dB)	Peak Limit (dBuV/m)	PK Margin (dB)	Azimuth (Degs)	Height (cm)	Polarity
1	* 2.38999	51.89	Pk	32.2	-17.6	66.49	-	-	74	-7.51	231	120	H
2	* 2.38764	54.8	Pk	32.2	-17.6	69.4	-	-	74	-4.6	231	120	H
3	* 2.38999	29.35	RMS	32.2	-17.6	43.95	54	-10.05	-	-	231	120	H
4	* 2.3862	31.4	RMS	32.2	-17.6	46	54	-8	-	-	231	120	H

* - indicates frequency in CFR47 Pt 15 / IC RSS-Restricted Band
Pk - Peak detector
RMS - RMS detection

UL VERIFICATION SERVICES INC.
47173 Benicia Street, Fremont, CA 94538; USA TEL:(510) 319-4000 FAX:(510) 661-0888
This report shall not be reproduced except in full, without the written approval of UL Verification Services Inc.

VERTICAL RESULT

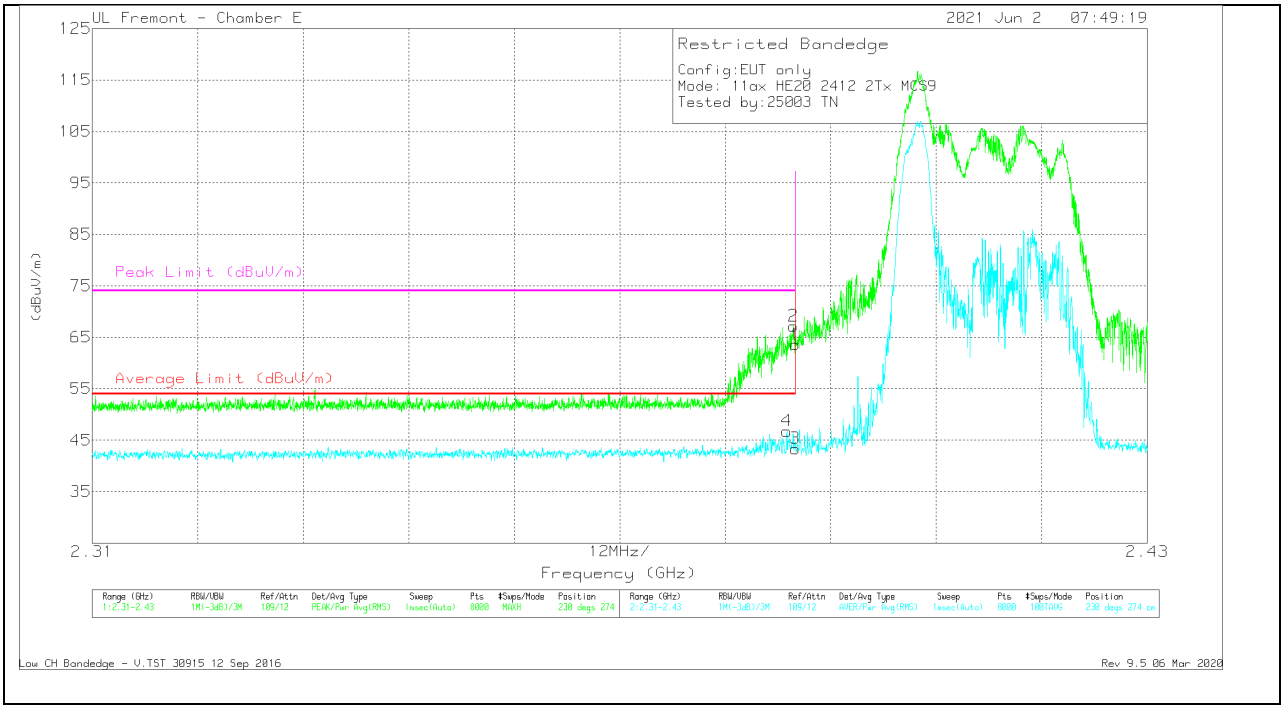

Marker	Frequency (GHz)	Meter Reading (dBuV)	Det	AF PRE0078107 (dB/m)	Amp/Cbl/Fltr/Pad (dB)	Corrected Reading (dBuV/m)	Average Limit (dBuV/m)	Margin (dB)	Peak Limit (dBuV/m)	PK Margin (dB)	Azimuth (Degs)	Height (cm)	Polarity
4	* 2.389	32.2	RMS	32.2	-17.6	46.8	54	-7.2	-	-	230	274	V
2	* 2.38975	52.58	Pk	32.2	-17.6	67.18	-	-	74	-6.82	230	274	V
1	* 2.38999	48.99	Pk	32.2	-17.6	63.59	-	-	74	-10.41	230	274	V
3	* 2.38999	28.77	RMS	32.2	-17.6	43.37	54	-10.63	-	-	230	274	V

* - indicates frequency in CFR47 Pt 15 / IC RSS-Restricted Band
Pk - Peak detector
RMS - RMS detection

UL VERIFICATION SERVICES INC.
47173 Benicia Street, Fremont, CA 94538; USA TEL:(510) 319-4000 FAX:(510) 661-0888
This report shall not be reproduced except in full, without the written approval of UL Verification Services Inc.

BANDEDGE (LOW CHANNEL, CH 2)

HORIZONTAL RESULT

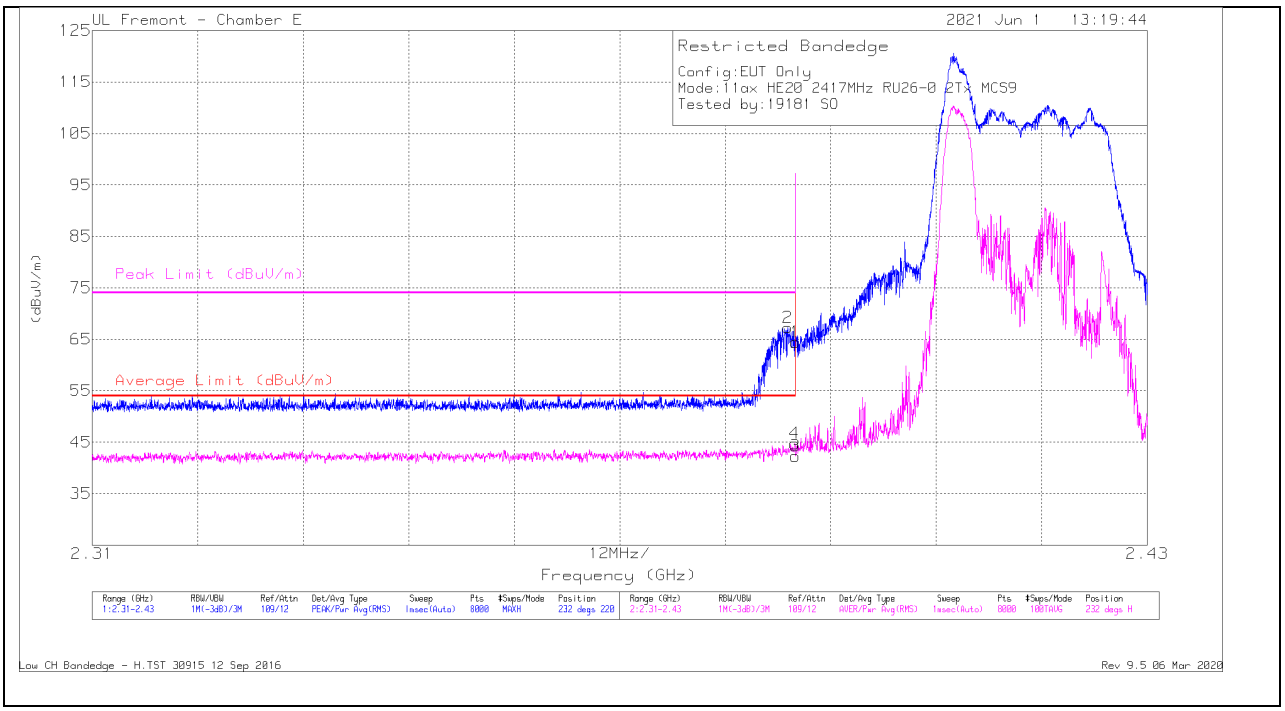

Marker	Frequency (GHz)	Meter Reading (dBuV)	Det	AF PRE0078107 (dB/m)	Amp/Cbl/Fltr/Pad (dB)	Corrected Reading (dBuV/m)	Average Limit (dBuV/m)	Margin (dB)	Peak Limit (dBuV/m)	PK Margin (dB)	Azimuth (Degs)	Height (cm)	Polarity
2	* 2.38909	52.67	Pk	32.2	-17.6	67.27	-	-	74	-6.73	232	220	H
4	* 2.38992	30.13	RMS	32.2	-17.6	44.73	54	-9.27	-	-	232	220	H
1	* 2.38999	49.83	Pk	32.2	-17.6	64.43	-	-	74	-9.57	232	220	H
3	* 2.38999	27.7	RMS	32.2	-17.6	42.3	54	-11.7	-	-	232	220	H

* - indicates frequency in CFR47 Pt 15 / IC RSS-Restricted Band
Pk - Peak detector
RMS - RMS detection

UL VERIFICATION SERVICES INC.
47173 Benicia Street, Fremont, CA 94538; USA TEL:(510) 319-4000 FAX:(510) 661-0888
This report shall not be reproduced except in full, without the written approval of UL Verification Services Inc.

VERTICAL RESULT

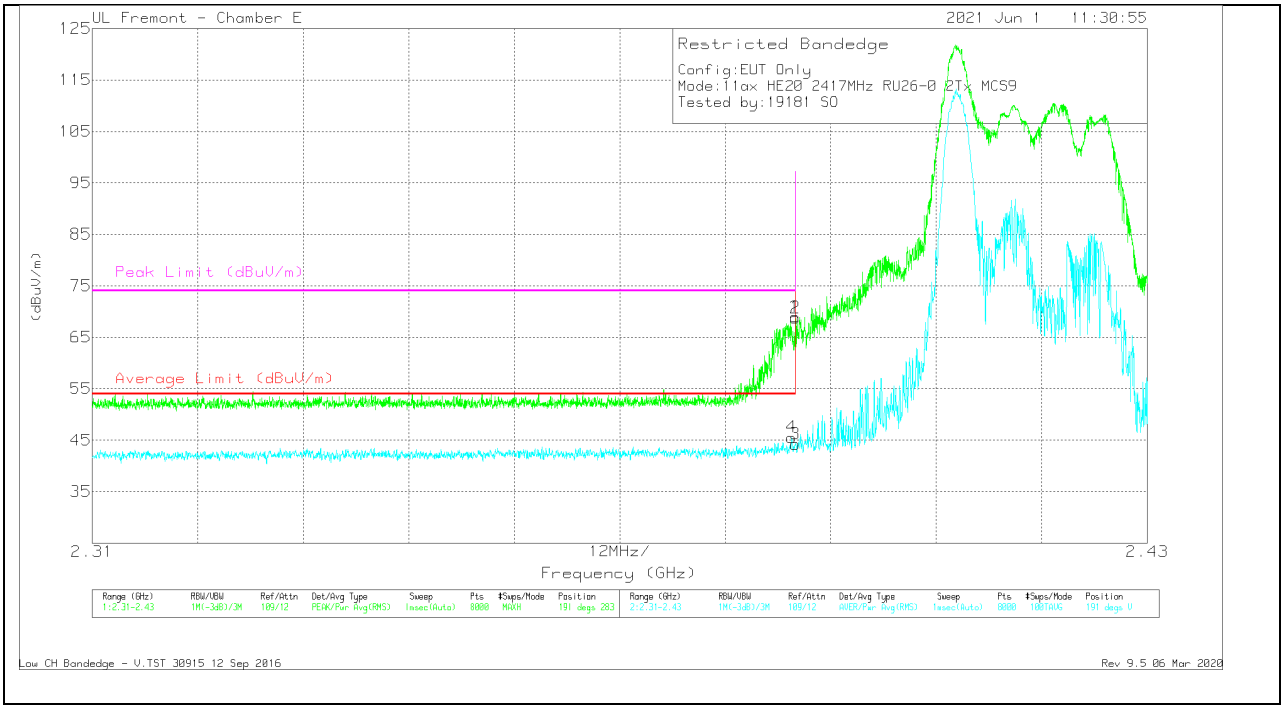

Marker	Frequency (GHz)	Meter Reading (dBuV)	Det	AF PRE0078107 (dB/m)	Amp/Cbl/Fltr/Pad (dB)	Corrected Reading (dBuV/m)	Average Limit (dBuV/m)	Margin(dB)	Peak Limit (dBuV/m)	PK Margin(dB)	Azimuth(Degs)	Height(cm)	Polarity
4	* 2.38956	30.98	RMS	32.2	-17.6	45.58	54	-8.42	-	-	191	283	V
2	* 2.38998	54.16	Pk	32.2	-17.6	68.76	-	-	74	-5.24	191	283	V
1	* 2.38999	54.36	Pk	32.2	-17.6	68.96	-	-	74	-5.04	191	283	V
3	* 2.38999	29.65	RMS	32.2	-17.6	44.25	54	-9.75	-	-	191	283	V

* - indicates frequency in CFR47 Pt 15 / IC RSS-Restricted Band
Pk - Peak detector
RMS - RMS detection

UL VERIFICATION SERVICES INC.
47173 Benicia Street, Fremont, CA 94538; USA TEL:(510) 319-4000 FAX:(510) 661-0888
This report shall not be reproduced except in full, without the written approval of UL Verification Services Inc.

BANDEDGE (LOW CHANNEL, CH 3)

HORIZONTAL RESULT

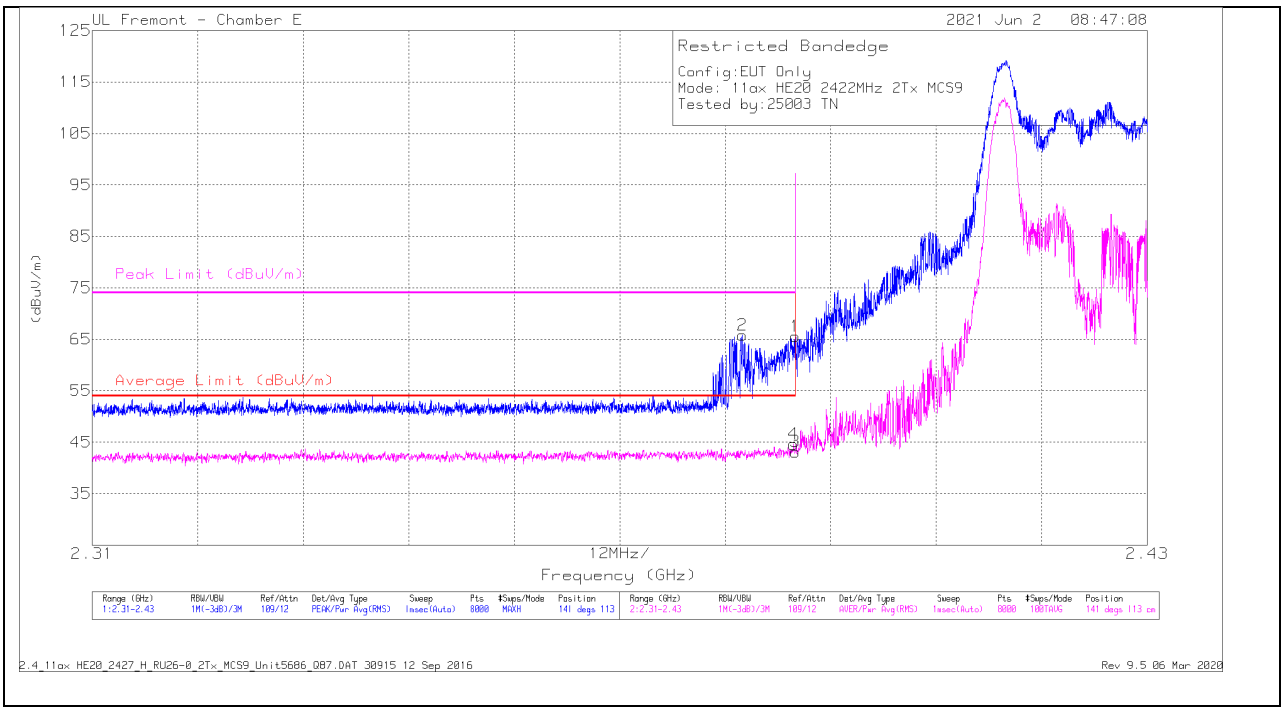

Marker	Frequency (GHz)	Meter Reading (dBuV)	Det	AF PRE0078107 (dB/m)	Amp/Cbl/Fltr/Pad (dB)	Corrected Reading (dBuV/m)	Average Limit (dBuV/m)	Margin (dB)	Peak Limit (dBuV/m)	PK Margin (dB)	Azimuth (Degs)	Height (cm)	Polarity
1	* 2.38999	50.95	Pk	32.2	-17.6	65.55	-	-	74	-8.45	141	113	H
2	* 2.38396	51.19	Pk	32.2	-17.6	65.79	-	-	74	-8.21	141	113	H
3	* 2.38999	28.54	RMS	32.2	-17.6	43.14	54	-10.86	-	-	141	113	H
4	* 2.38977	30.02	RMS	32.2	-17.6	44.62	54	-9.38	-	-	141	113	H

* - indicates frequency in CFR47 Pt 15 / IC RSS-Restricted Band
Pk - Peak detector
RMS - RMS detection

UL VERIFICATION SERVICES INC.
47173 Benicia Street, Fremont, CA 94538; USA TEL:(510) 319-4000 FAX:(510) 661-0888
This report shall not be reproduced except in full, without the written approval of UL Verification Services Inc.

VERTICAL RESULT

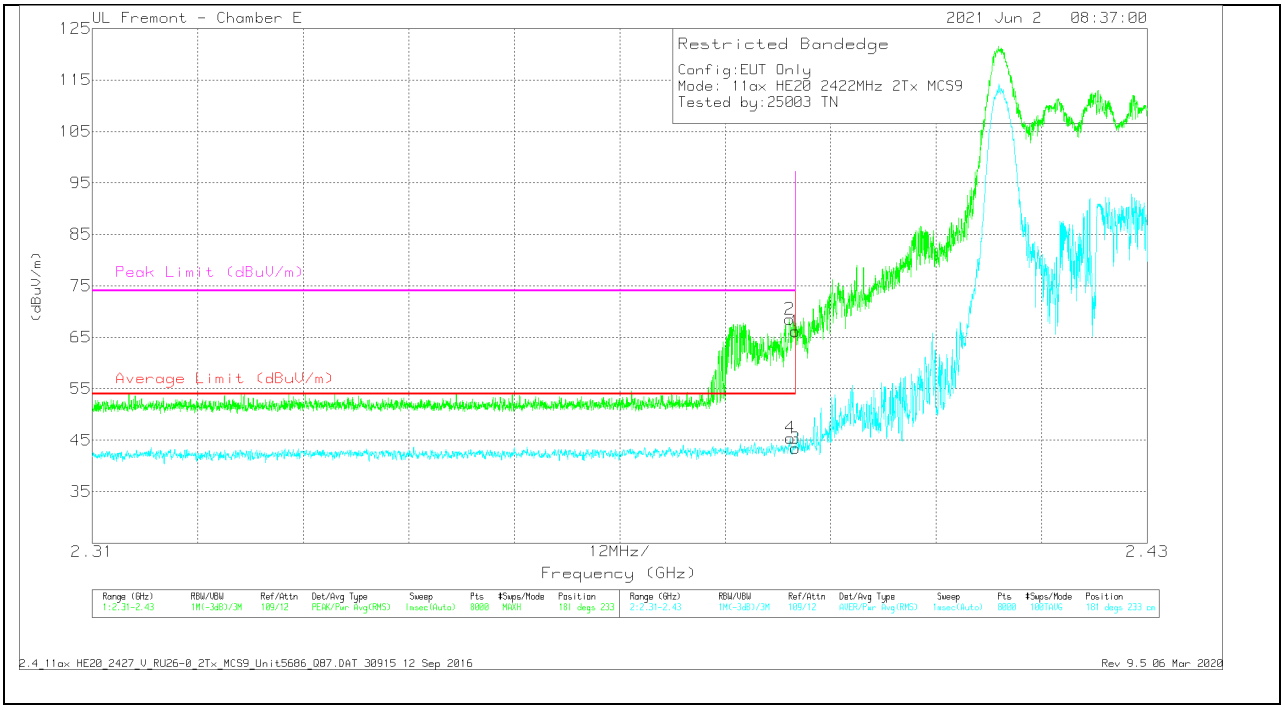

Marker	Frequency (GHz)	Meter Reading (dBuV)	Det	AF PRE0078107 (dB/m)	Amp/Cbl/Fltr/Pad (dB)	Corrected Reading (dBuV/m)	Average Limit (dBuV/m)	Margin (dB)	Peak Limit (dBuV/m)	PK Margin (dB)	Azimuth (Degs)	Height (cm)	Polarity
1	* 2.38999	51.55	Pk	32.2	-17.6	66.15	-	-	74	-7.85	181	233	V
2	* 2.38933	53.92	Pk	32.2	-17.6	68.52	-	-	74	-5.48	181	233	V
3	* 2.38999	28.81	RMS	32.2	-17.6	43.41	54	-10.59	-	-	181	233	V
4	* 2.38939	30.84	RMS	32.2	-17.6	45.44	54	-8.56	-	-	181	233	V

* - indicates frequency in CFR47 Pt 15 / IC RSS-Restricted Band
Pk - Peak detector
RMS - RMS detection

UL VERIFICATION SERVICES INC.
47173 Benicia Street, Fremont, CA 94538; USA TEL:(510) 319-4000 FAX:(510) 661-0888
This report shall not be reproduced except in full, without the written approval of UL Verification Services Inc.

BANDEDGE (HIGH CHANNEL, CH 9)

HORIZONTAL RESULT

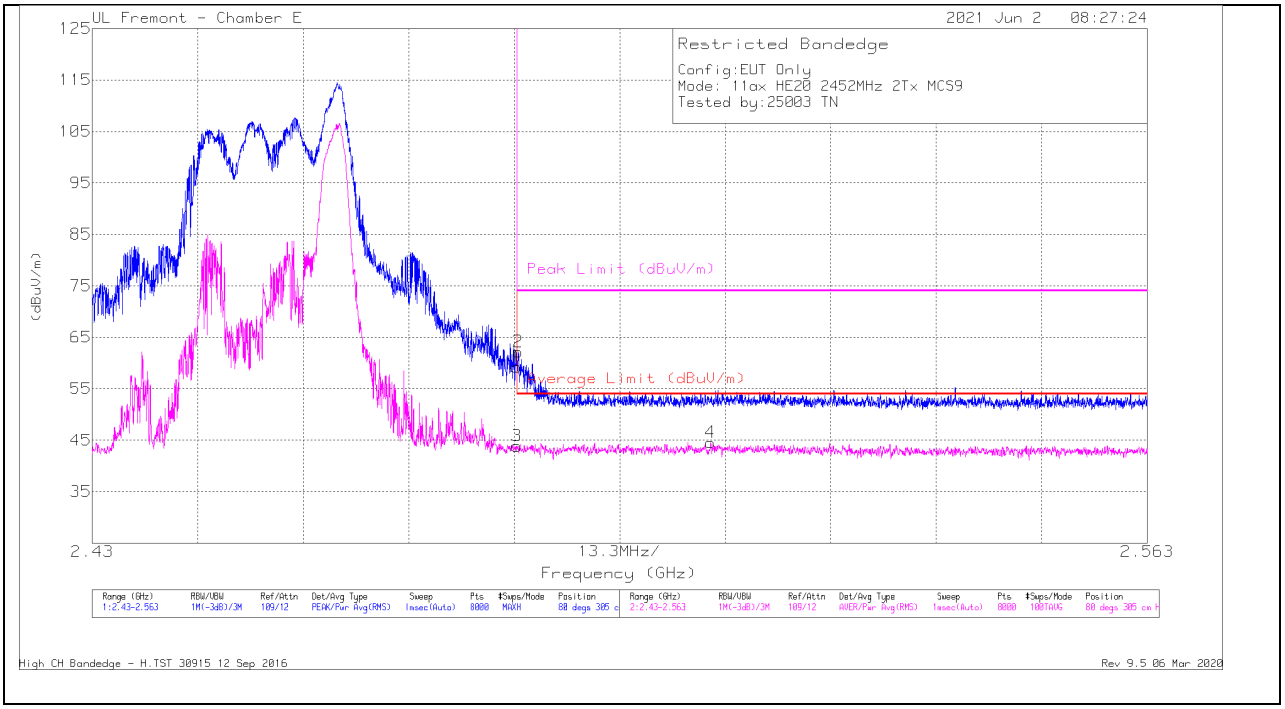

Marker	Frequency (GHz)	Meter Reading (dBuV)	Det	AF PRE0078107 (dB/m)	Amp/Cbl/Fltr/Pad (dB)	Corrected Reading (dBuV/m)	Average Limit (dBuV/m)	Margin (dB)	Peak Limit (dBuV/m)	PK Margin (dB)	Azimuth (Degs)	Height (cm)	Polarity
1	* 2.48351	44.37	Pk	32.6	-17.7	59.27	-	-	74	-14.73	80	305	H
2	* 2.48372	47.26	Pk	32.6	-17.7	62.16	-	-	74	-11.84	80	305	H
3	* 2.48351	28.98	RMS	32.6	-17.7	43.88	54	-10.12	-	-	80	305	H
4	2.50795	29.56	RMS	32.7	-17.7	44.56	54	-9.44	-	-	80	305	H

* - indicates frequency in CFR47 Pt 15 / IC RSS-Restricted Band
Pk - Peak detector
RMS - RMS detection

UL VERIFICATION SERVICES INC.
47173 Benicia Street, Fremont, CA 94538; USA TEL:(510) 319-4000 FAX:(510) 661-0888
This report shall not be reproduced except in full, without the written approval of UL Verification Services Inc.

VERTICAL RESULT

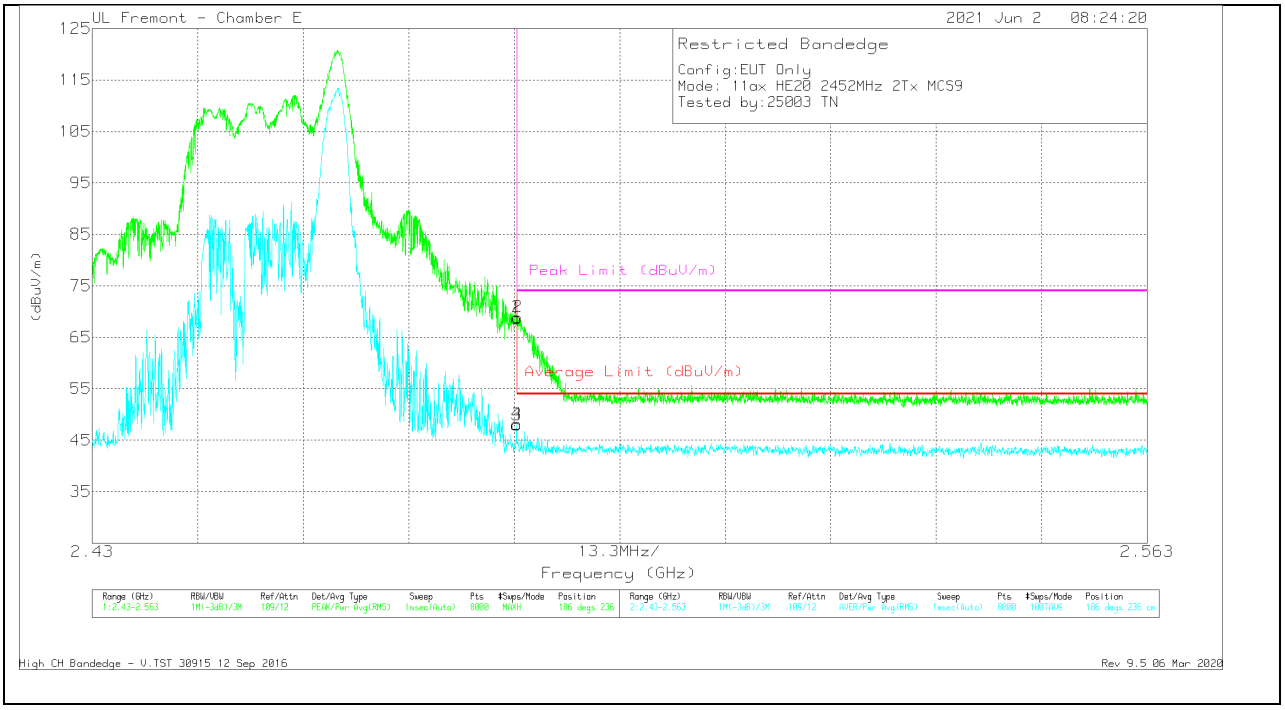

Marker	Frequency (GHz)	Meter Reading (dBuV)	Det	AF PRE0078107 (dB/m)	Amp/Cbl/Fltr/Pad (dB)	Corrected Reading (dBuV/m)	Average Limit (dBuV/m)	Margin (dB)	Peak Limit (dBuV/m)	PK Margin (dB)	Azimuth (Degs)	Height (cm)	Polarity
1	* 2.48351	53.79	Pk	32.6	-17.7	68.69	-	-	74	-5.31	186	236	V
2	* 2.48362	54.03	Pk	32.6	-17.7	68.93	-	-	74	-5.07	186	236	V
3	* 2.48351	33.11	RMS	32.6	-17.7	48.01	54	-5.99	-	-	186	236	V
4	* 2.48352	33.26	RMS	32.6	-17.7	48.16	54	-5.84	-	-	186	236	V

* - indicates frequency in CFR47 Pt 15 / IC RSS-Restricted Band
Pk - Peak detector
RMS - RMS detection

UL VERIFICATION SERVICES INC.
47173 Benicia Street, Fremont, CA 94538; USA TEL:(510) 319-4000 FAX:(510) 661-0888
This report shall not be reproduced except in full, without the written approval of UL Verification Services Inc.

BANDEDGE (HIGH CHANNEL, CH 10)

HORIZONTAL RESULT

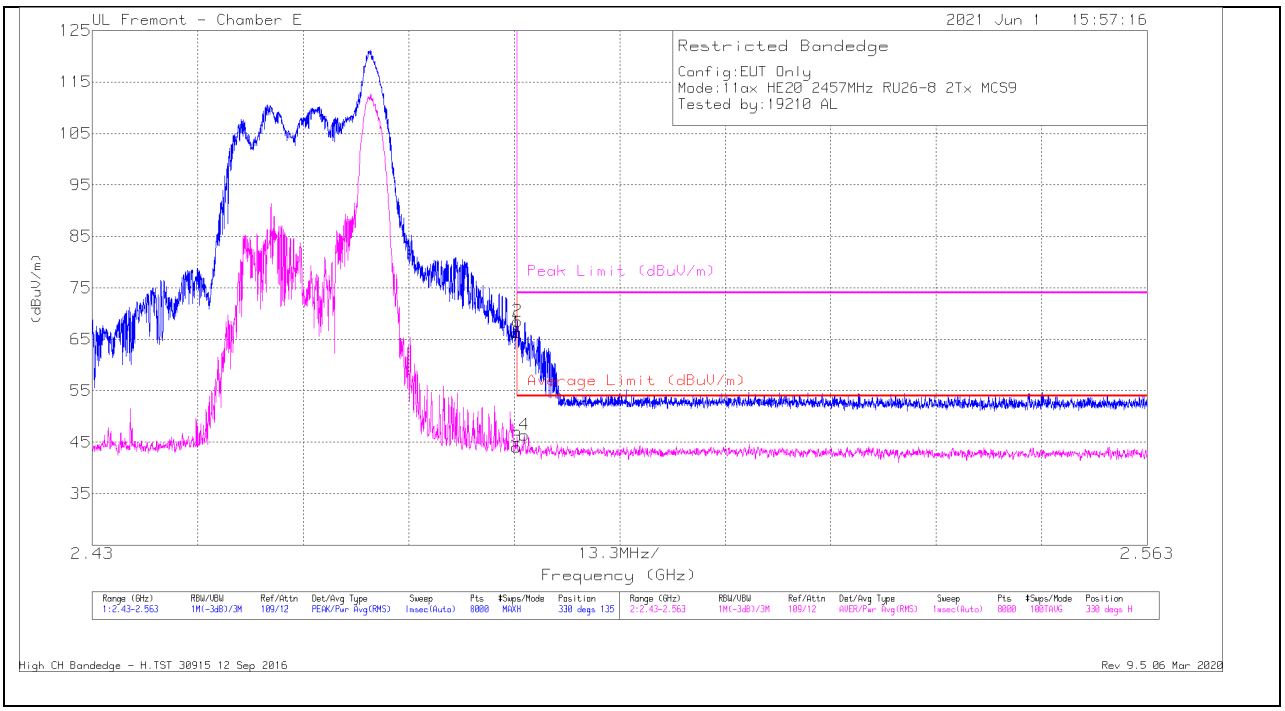

Marker	Frequency (GHz)	Meter Reading (dBuV)	Det	AF PRE0078107 (dB/m)	Amp/Cbl/Fltr/Pad (dB)	Corrected Reading (dBuV/m)	Average Limit (dBuV/m)	Margin (dB)	Peak Limit (dBuV/m)	PK Margin (dB)	Azimuth (Degs)	Height (cm)	Polarity
1	* 2.48351	51.41	Pk	32.6	-17.7	66.31	-	-	74	-7.69	330	135	H
2	* 2.48362	53.65	Pk	32.6	-17.7	68.55	-	-	74	-5.45	330	135	H
3	* 2.48351	29.2	RMS	32.6	-17.7	44.1	54	-9.9	-	-	330	135	H
4	* 2.48449	31.53	RMS	32.6	-17.7	46.43	54	-7.57	-	-	330	135	H

* - indicates frequency in CFR47 Pt 15 / IC RSS-Restricted Band
Pk - Peak detector
RMS - RMS detection

UL VERIFICATION SERVICES INC.
47173 Benicia Street, Fremont, CA 94538; USA TEL:(510) 319-4000 FAX:(510) 661-0888
This report shall not be reproduced except in full, without the written approval of UL Verification Services Inc.

VERTICAL RESULT

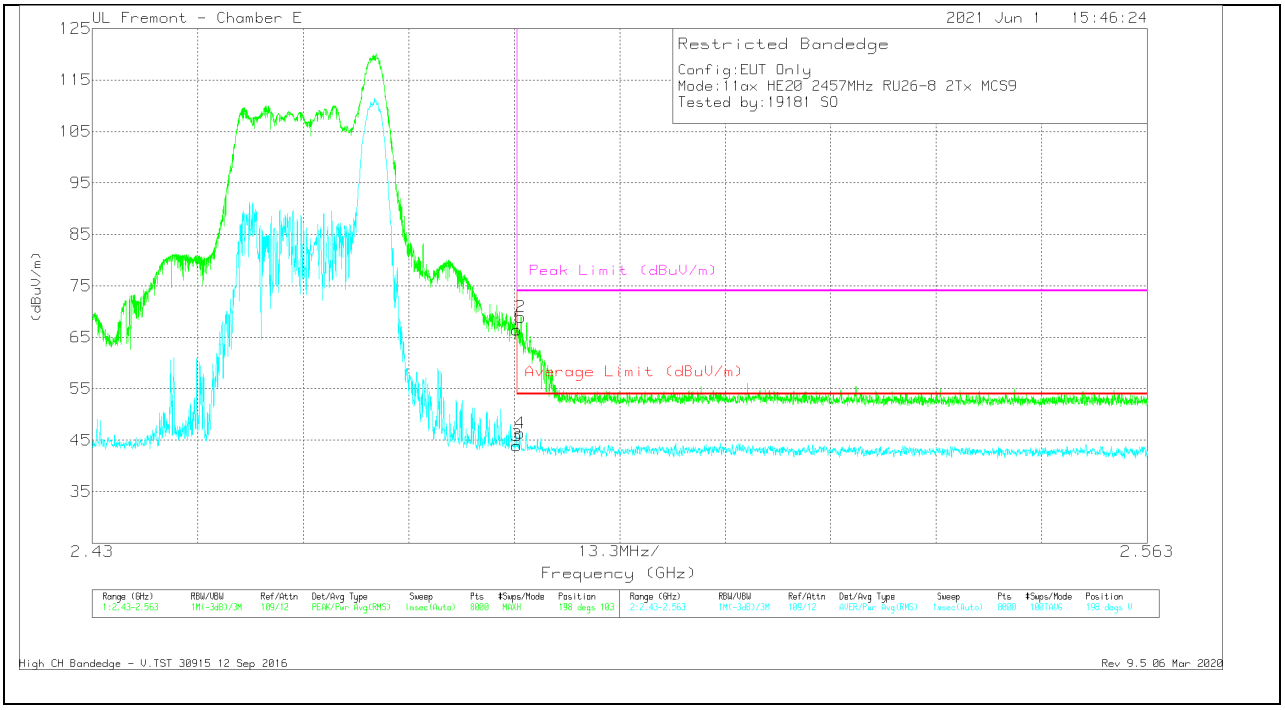

Marker	Frequency (GHz)	Meter Reading (dBuV)	Det	AF PRE007810 7 (dB/m)	Amp/Cbl/Fltr/Pad (dB)	Corrected Reading (dBuV/m)	Average Limit (dBuV/m)	Margin (dB)	Peak Limit (dBuV/m)	PK Margin (dB)	Azimuth (Degs)	Height (cm)	Polarity
1	* 2.48351	51.55	Pk	32.6	-17.7	66.45	-	-	74	-7.55	198	103	V
2	* 2.48404	54.05	Pk	32.6	-17.7	68.95	-	-	74	-5.05	198	103	V
3	* 2.48351	29.06	RMS	32.6	-17.7	43.96	54	-10.04	-	-	198	103	V
4	* 2.48392	31.47	RMS	32.6	-17.7	46.37	54	-7.63	-	-	198	103	V

* - indicates frequency in CFR47 Pt 15 / IC RSS-Restricted Band
Pk - Peak detector
RMS - RMS detection

UL VERIFICATION SERVICES INC.
47173 Benicia Street, Fremont, CA 94538; USA TEL:(510) 319-4000 FAX:(510) 661-0888
This report shall not be reproduced except in full, without the written approval of UL Verification Services Inc.

BANDEDGE (HIGH CHANNEL, CH 11)

HORIZONTAL RESULT

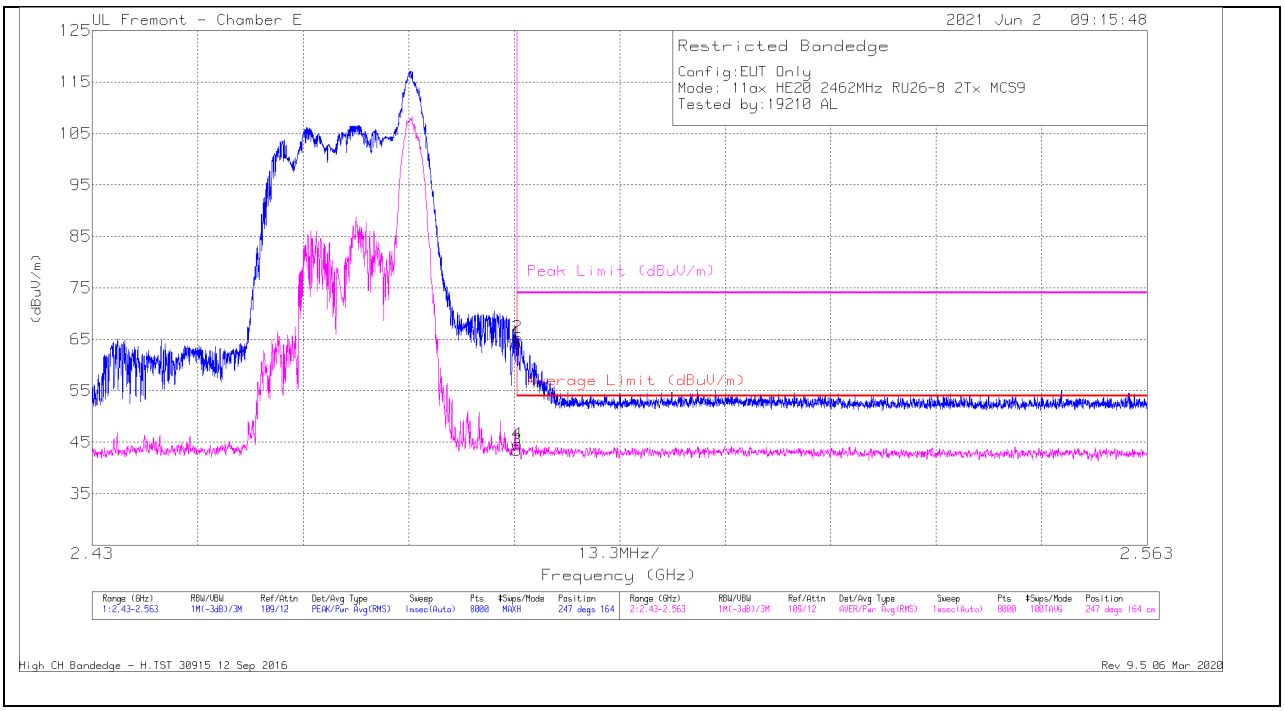

Marker	Frequency(GHz)	Meter Reading (dBuV)	Det	AF PRE007810 7 (dB/m)	Amp/Cbl/Fltr/Pad (dB)	Corrected Reading (dBuV/m)	Average Limit (dBuV/m)	Margin (dB)	Peak Limit (dBuV/m)	PK Margin (dB)	Azimuth (Degs)	Height (cm)	Polarity
1	* 2.48351	49.36	Pk	32.6	-17.7	64.26	-	-	74	-9.74	247	164	H
2	* 2.48364	50.46	Pk	32.6	-17.7	65.36	-	-	74	-8.64	247	164	H
3	* 2.48351	28.57	RMS	32.6	-17.7	43.47	54	-10.53	-	-	247	164	H
4	* 2.48364	29.73	RMS	32.6	-17.7	44.63	54	-9.37	-	-	247	164	H

* - indicates frequency in CFR47 Pt 15 / IC RSS-Restricted Band
Pk - Peak detector
RMS - RMS detection

UL VERIFICATION SERVICES INC.
47173 Benicia Street, Fremont, CA 94538; USA TEL:(510) 319-4000 FAX:(510) 661-0888
This report shall not be reproduced except in full, without the written approval of UL Verification Services Inc.

VERTICAL RESULT

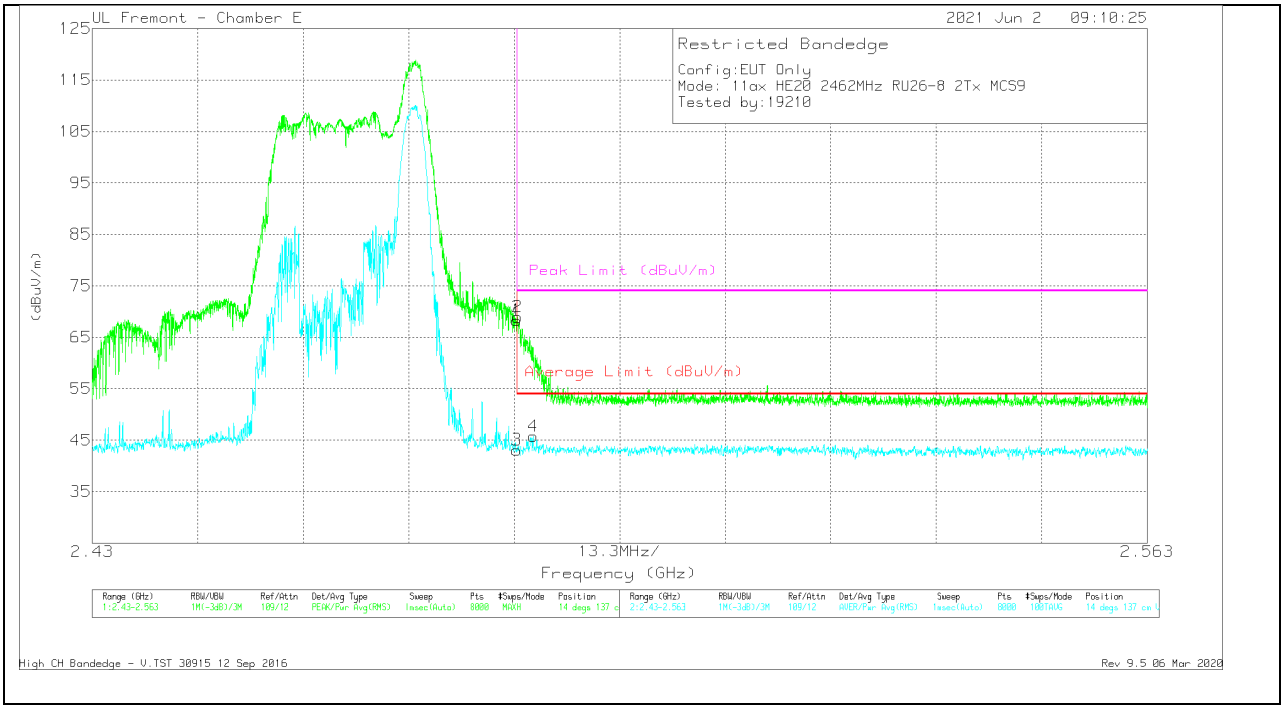

Marker	Frequency (GHz)	Meter Reading (dBuV)	Det	AF PRE0078107 (dB/m)	Amp/Cbl/Fltr/Pad (dB)	Corrected Reading (dBuV/m)	Average Limit (dBuV/m)	Margin (dB)	Peak Limit (dBuV/m)	PK Margin (dB)	Azimuth (Degs)	Height (cm)	Polarity
1	* 2.48351	53.41	Pk	32.6	-17.7	68.31	-	-	74	-5.69	14	137	V
2	* 2.48359	54.05	Pk	32.6	-17.7	68.95	-	-	74	-5.05	14	137	V
3	* 2.48351	28.21	RMS	32.6	-17.7	43.11	54	-10.89	-	-	14	137	V
4	* 2.48558	30.86	RMS	32.6	-17.7	45.76	54	-8.24	-	-	14	137	V

* - indicates frequency in CFR47 Pt 15 / IC RSS-Restricted Band
Pk - Peak detector
RMS - RMS detection

UL VERIFICATION SERVICES INC.
47173 Benicia Street, Fremont, CA 94538; USA TEL:(510) 319-4000 FAX:(510) 661-0888
This report shall not be reproduced except in full, without the written approval of UL Verification Services Inc.

BANDEDGE (HIGH CHANNEL, CH 12)

HORIZONTAL RESULT

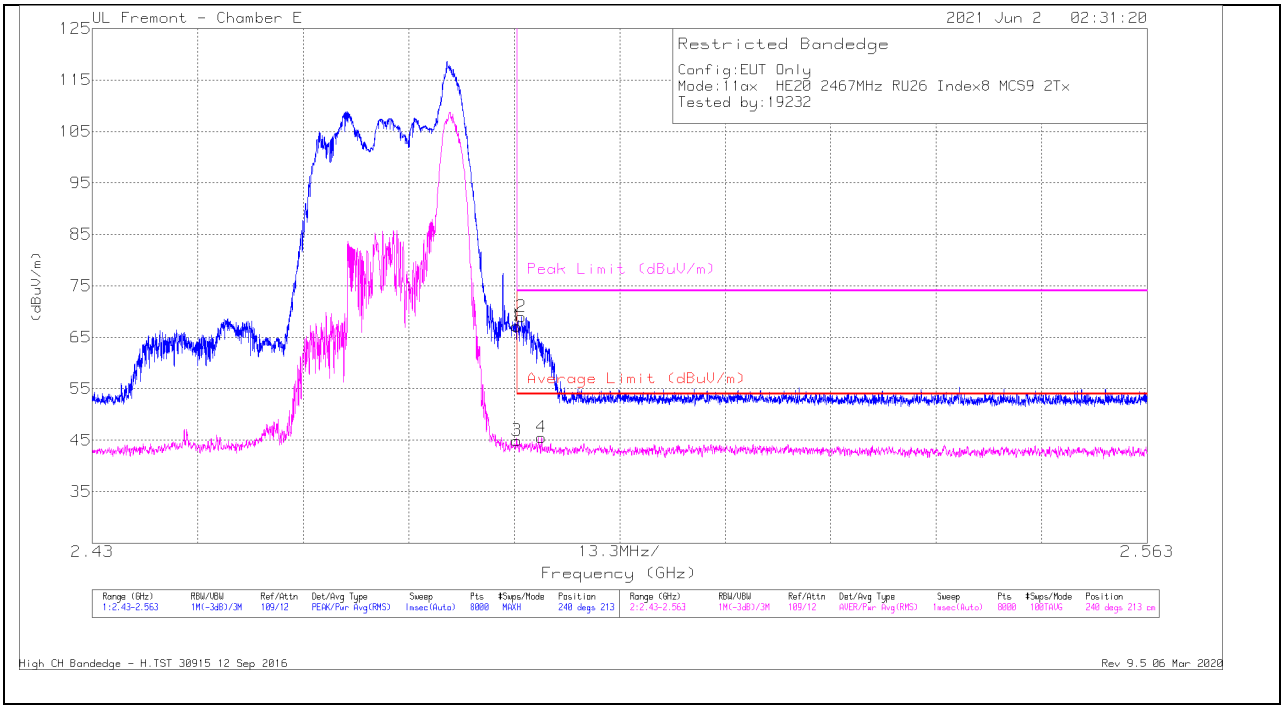

Marker	Frequency (GHz)	Meter Reading (dBuV)	Det	AF PRE0078107 (dB/m)	Amp/Cbl/Fltr/Pad (dB)	Corrected Reading (dBuV/m)	Average Limit (dBuV/m)	Margin (dB)	Peak Limit (dBuV/m)	PK Margin (dB)	Azimuth (Degs)	Height (cm)	Polarity
1	* 2.48351	52.3	Pk	32.6	-17.7	67.2	-	-	74	-6.8	240	213	H
2	* 2.48409	54.1	Pk	32.6	-17.7	69	-	-	74	-5	240	213	H
3	* 2.48351	30.05	RMS	32.6	-17.7	44.95	54	-9.05	-	-	240	213	H
4	* 2.48665	30.68	RMS	32.6	-17.7	45.58	54	-8.42	-	-	240	213	H

* - indicates frequency in CFR47 Pt 15 / IC RSS-Restricted Band
Pk - Peak detector
RMS - RMS detection

UL VERIFICATION SERVICES INC.
47173 Benicia Street, Fremont, CA 94538; USA TEL:(510) 319-4000 FAX:(510) 661-0888
This report shall not be reproduced except in full, without the written approval of UL Verification Services Inc.

VERTICAL RESULT

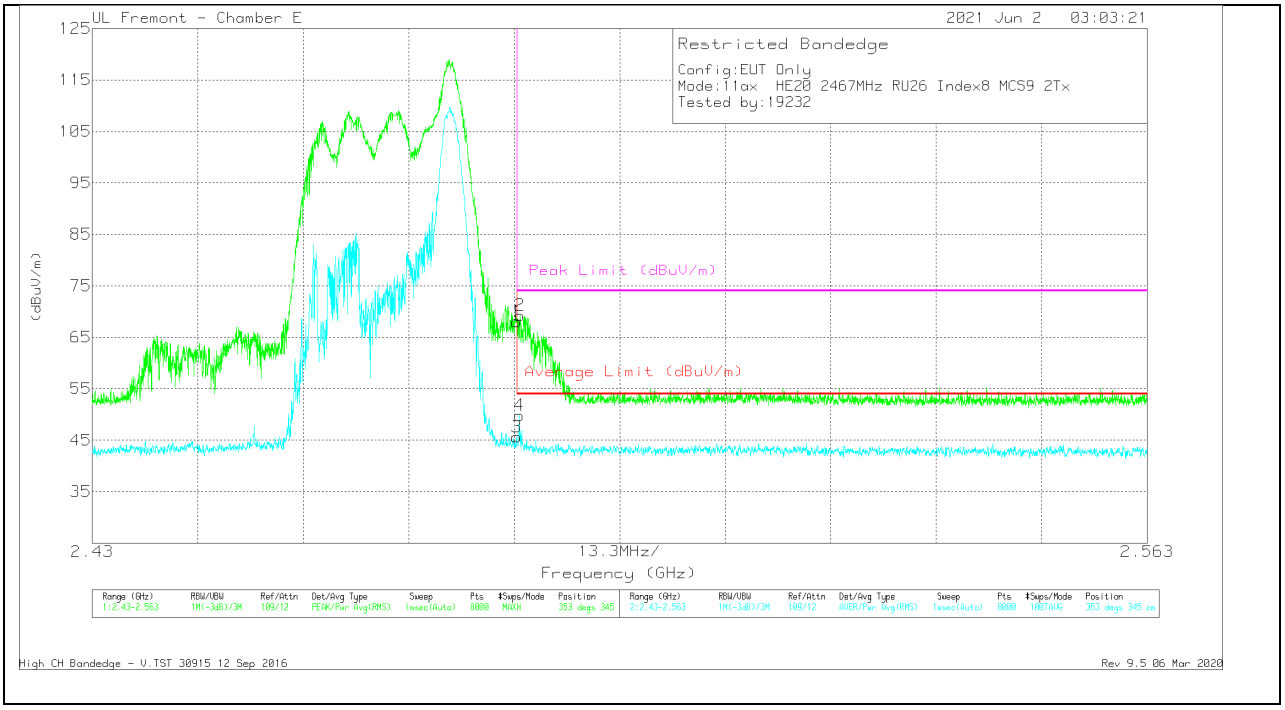

Marker	Frequency (GHz)	Meter Reading (dBuV)	Det	AF PRE0078107 (dB/m)	Amp/Cbl/Fltr/Pad (dB)	Corrected Reading (dBuV/m)	Average Limit (dBuV/m)	Margin (dB)	Peak Limit (dBuV/m)	PK Margin (dB)	Azimuth (Degs)	Height (cm)	Polarity
1	* 2.48351	53.18	Pk	32.6	-17.7	68.08	-	-	74	-5.92	353	345	V
2	* 2.48392	54.37	Pk	32.6	-17.7	69.27	-	-	74	-4.73	353	345	V
3	* 2.48351	30.74	RMS	32.6	-17.7	45.64	54	-8.36	-	-	353	345	V
4	* 2.48385	34.9	RMS	32.6	-17.7	49.8	54	-4.2	-	-	353	345	V

* - indicates frequency in CFR47 Pt 15 / IC RSS-Restricted Band
Pk - Peak detector
RMS - RMS detection

UL VERIFICATION SERVICES INC.
47173 Benicia Street, Fremont, CA 94538; USA TEL:(510) 319-4000 FAX:(510) 661-0888
This report shall not be reproduced except in full, without the written approval of UL Verification Services Inc.

BANDEDGE (HIGH CHANNEL, CH 13)

HORIZONTAL RESULT

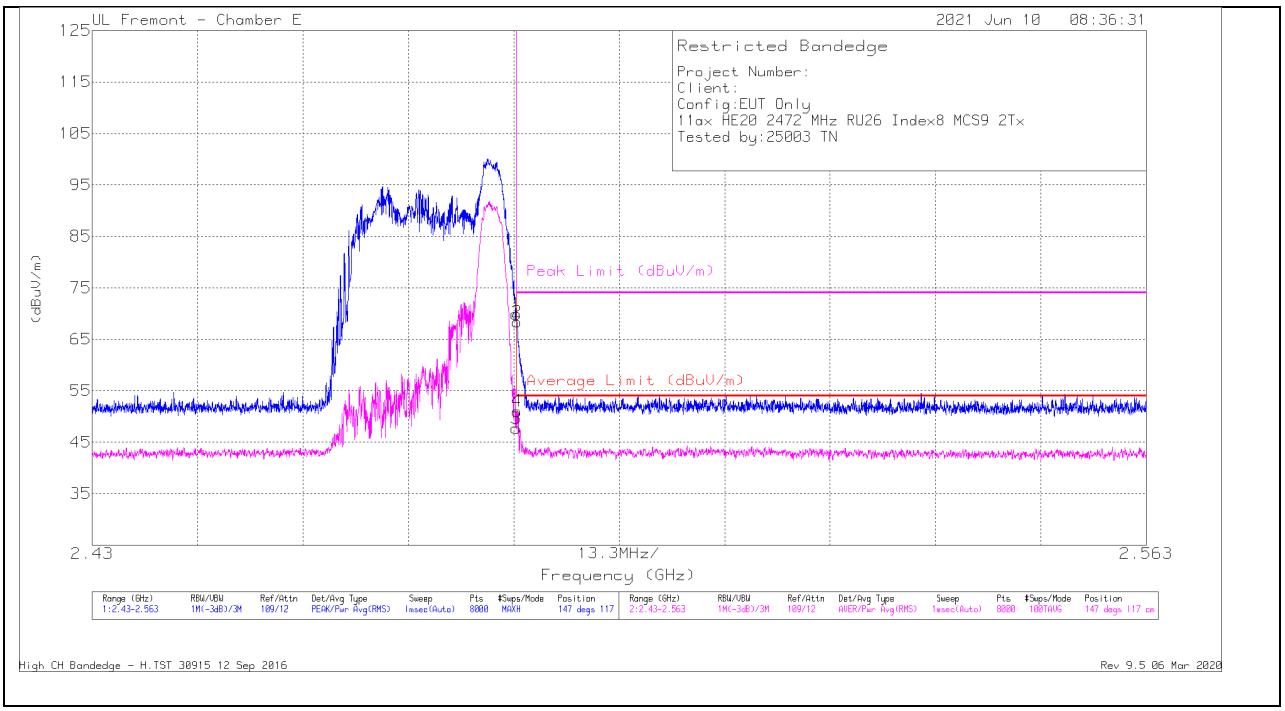

Marker	Frequency (GHz)	Meter Reading (dBuV)	Det	AF PRE0078107 (dB/m)	Amp/Cbl/ Fltr/Pad (dB)	Corrected Reading (dBuV/m)	Average Limit (dBuV/m)	Margin (dB)	Peak Limit (dBuV/m)	PK Margin (dB)	Azimuth (Degs)	Height (cm)	Polarity
1	* 2.48351	55.03	Pk	32.6	-17.7	69.93	-	-	74	-4.07	147	117	H
3	* 2.48351	32.8	RMS	32.6	-17.7	47.7	54	-6.3	-	-	147	117	H
2	* 2.48359	53.47	Pk	32.6	-17.7	68.37	-	-	74	-5.63	147	117	H
4	* 2.48359	36.15	RMS	32.6	-17.7	51.05	54	-2.95	-	-	147	117	H

* - indicates frequency in CFR47 Pt 15 / IC RSS-Restricted Band
Pk - Peak detector
RMS - RMS detection

UL VERIFICATION SERVICES INC.
47173 Benicia Street, Fremont, CA 94538; USA TEL:(510) 319-4000 FAX:(510) 661-0888
This report shall not be reproduced except in full, without the written approval of UL Verification Services Inc.

VERTICAL RESULT

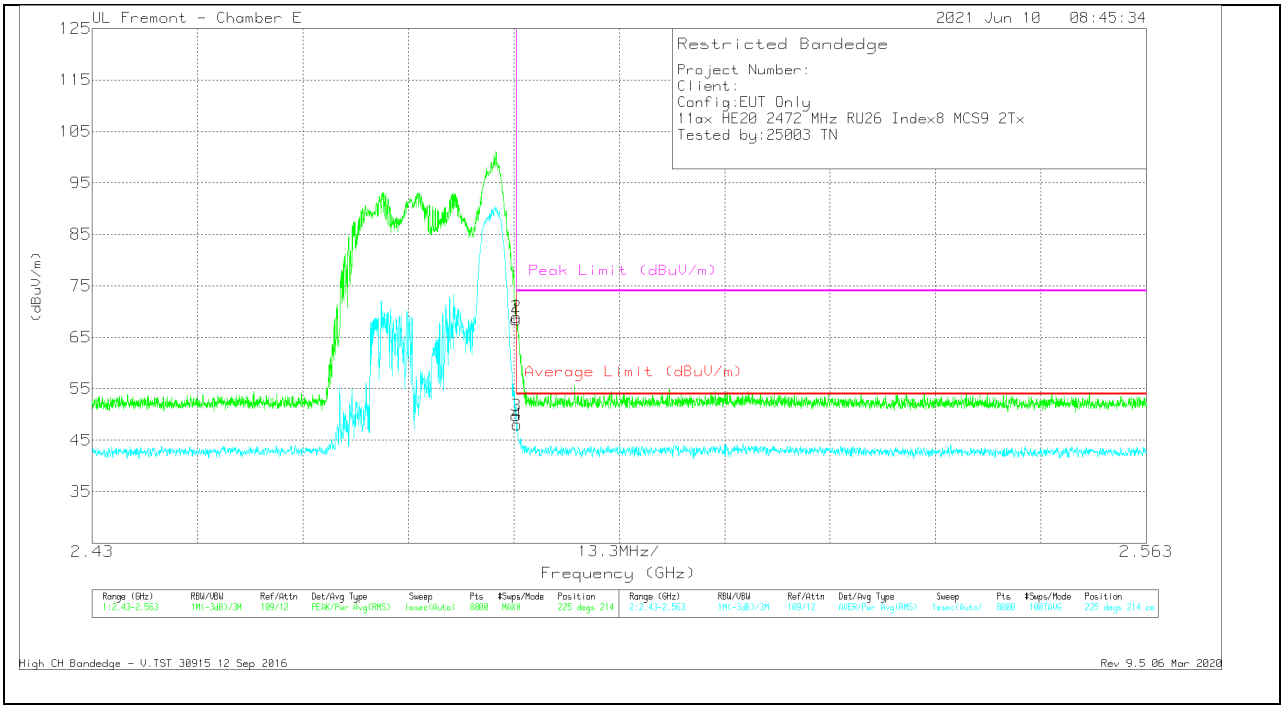

Marker	Frequency (GHz)	Meter Reading (dBuV)	Det	AF PRE007810 7 (dB/m)	Amp/Cbl/Flt r/Pad (dB)	Corrected Reading (dBuV/m)	Average Limit (dBuV/m)	Margin (dB)	Peak Limit (dBuV/m)	PK Margin (dB)	Azimuth (Degs)	Height (cm)	Polarity
1	* 2.48351	53.55	Pk	32.6	-17.7	68.45	-	-	74	-5.55	225	214	V
3	* 2.48351	34.89	RMS	32.6	-17.7	49.79	54	-4.21	-	-	225	214	V
2	* 2.48352	54.04	Pk	32.6	-17.7	68.94	-	-	74	-5.06	225	214	V
4	* 2.48362	33.15	RMS	32.6	-17.7	48.05	54	-5.95	-	-	225	214	V

* - indicates frequency in CFR47 Pt 15 / IC RSS-Restricted Band
Pk - Peak detector
RMS - RMS detection

UL VERIFICATION SERVICES INC.
47173 Benicia Street, Fremont, CA 94538; USA TEL:(510) 319-4000 FAX:(510) 661-0888
This report shall not be reproduced except in full, without the written approval of UL Verification Services Inc.

HARMONICS AND SPURIOUS EMISSIONS

LOW CHANNEL, CH 1 RESULTS

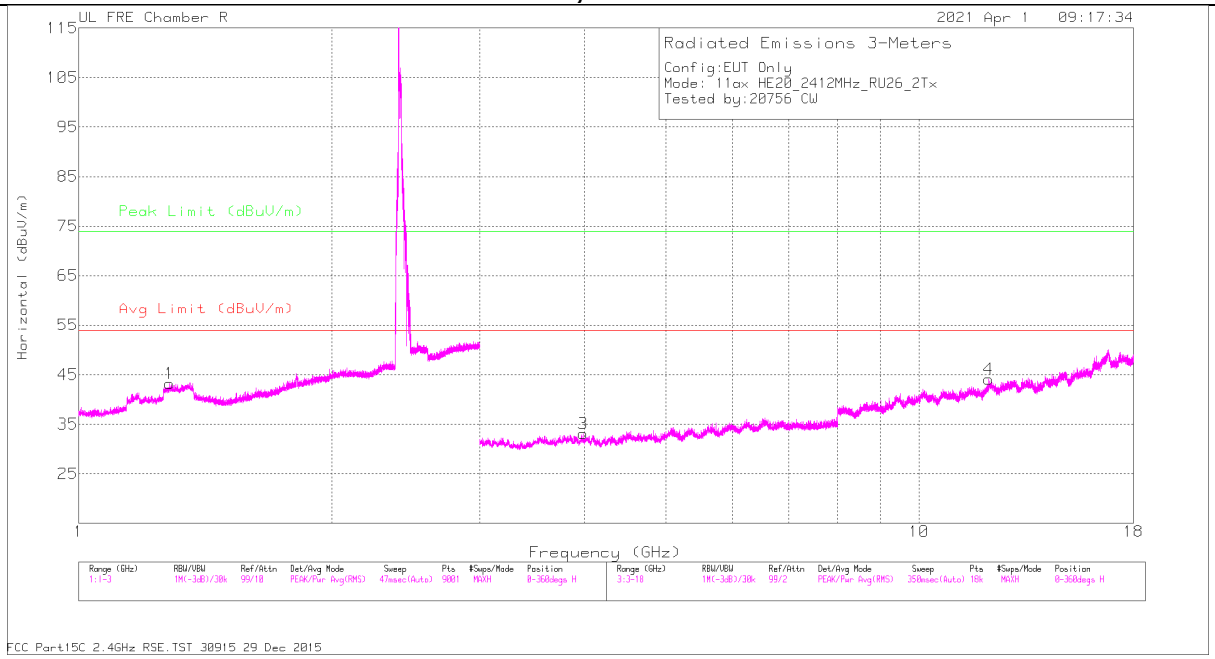

HORIZONTAL

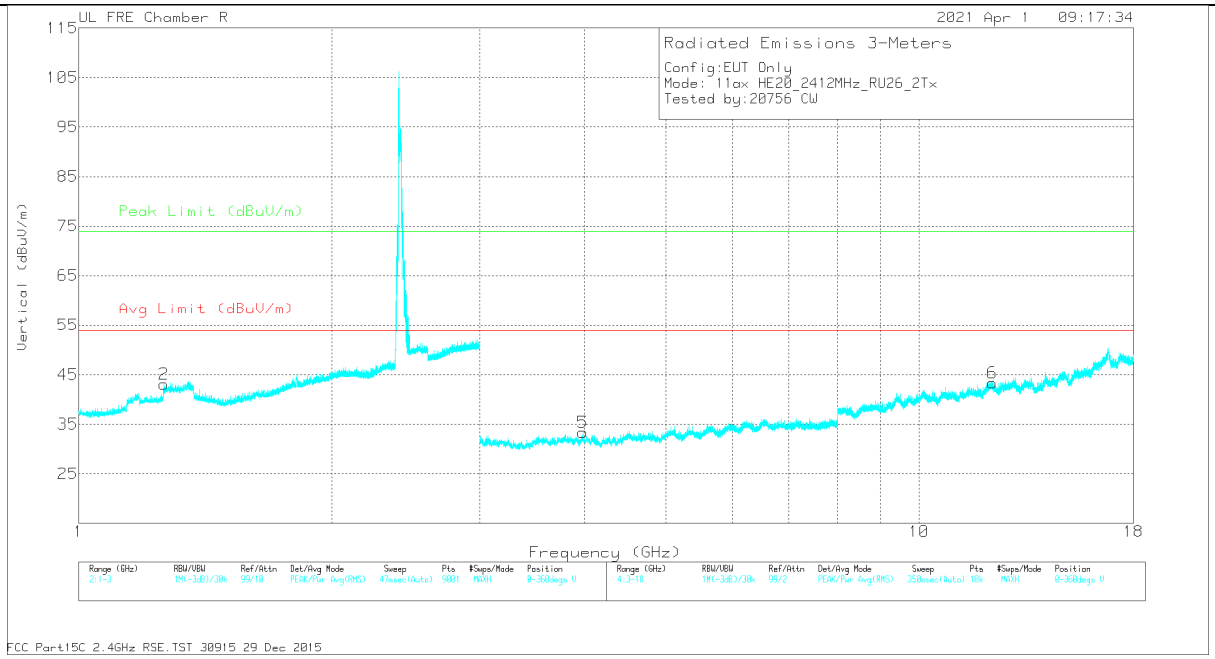

VERTICAL

UL VERIFICATION SERVICES INC.
47173 Benicia Street, Fremont, CA 94538; USA TEL:(510) 319-4000 FAX:(510) 661-0888
This report shall not be reproduced except in full, without the written approval of UL Verification Services Inc.

RADIATED EMISSIONS

Range 1: Horizontal 1000 - 3000MHz

Marker	Frequency (GHz)	Meter Reading (dBuV)	Det	AF PRE0213973 (dB/m)	Amp/Cbl/Fltr/Pad (dB)	Corrected Reading (dBuV/m)	Avg Limit (dBuV/m)	Margin (dB)	Peak Limit (dBuV/m)	PK Margin (dB)	Azimuth (Degs)	Height (cm)	Polarity
1	* 1.28284	36.27	PK2	29.3	-14.4	51.17	-	-	74	-22.83	279	212	H
	* 1.28281	24.67	MAv1	29.3	-14.4	39.57	54	-14.43	-	-	279	212	H

Range 2: Vertical 1000 - 3000MHz

Marker	Frequency (GHz)	Meter Reading (dBuV)	Det	AF PRE0213973 (dB/m)	Amp/Cbl/Fltr/Pad (dB)	Corrected Reading (dBuV/m)	Avg Limit (dBuV/m)	Margin (dB)	Peak Limit (dBuV/m)	PK Margin (dB)	Azimuth (Degs)	Height (cm)	Polarity
2	* 1.26495	36.1	PK2	29.2	-14.4	50.9	-	-	74	-23.1	46	133	V
	* 1.26406	24.37	MAv1	29.2	-14.4	39.17	54	-14.83	-	-	46	133	V

Range 3: Horizontal 3000 - 18000MHz

Marker	Frequency (GHz)	Meter Reading (dBuV)	Det	AF PRE0213973 (dB/m)	Amp/Cbl/Fltr/Pad (dB)	Corrected Reading (dBuV/m)	Avg Limit (dBuV/m)	Margin (dB)	Peak Limit (dBuV/m)	PK Margin (dB)	Azimuth (Degs)	Height (cm)	Polarity
3	* 3.98023	51.99	PK2	33.6	-41.2	44.39	-	-	74	-29.61	304	327	H
	* 3.98088	40.32	MAv1	33.6	-41.2	32.72	54	-21.28	-	-	304	327	H
4	* 12.11275	47.47	PK2	39	-33.5	52.97	-	-	74	-21.03	212	213	H
	* 12.11492	35.97	MAv1	39	-33.5	41.47	54	-12.53	-	-	212	213	H

Range 4: Vertical 3000 - 18000MHz

Marker	Frequency (GHz)	Meter Reading (dBuV)	Det	AF PRE0213973 (dB/m)	Amp/Cbl/Fltr/Pad (dB)	Corrected Reading (dBuV/m)	Avg Limit (dBuV/m)	Margin (dB)	Peak Limit (dBuV/m)	PK Margin (dB)	Azimuth (Degs)	Height (cm)	Polarity
5	* 3.97989	52.27	PK2	33.6	-41.2	44.67	-	-	74	-29.33	280	103	V
	* 3.98044	40.4	MAv1	33.6	-41.2	32.8	54	-21.2	-	-	280	103	V
6	* 12.23628	47.55	PK2	39	-33.7	52.85	-	-	74	-21.15	32	264	V
	* 12.23623	36.07	MAv1	39	-33.7	41.37	54	-12.63	-	-	32	264	V

* - indicates frequency in CFR47 Pt 15 / IC RSS-Restricted Band
PK2 - KDB558074 Method: Maximum Peak
MAv1 - KDB558074 Option 1 Maximum RMS Average

UL VERIFICATION SERVICES INC.
47173 Benicia Street, Fremont, CA 94538; USA TEL:(510) 319-4000 FAX:(510) 661-0888
This report shall not be reproduced except in full, without the written approval of UL Verification Services Inc.

MID CHANNEL, CH 6 RESULTS

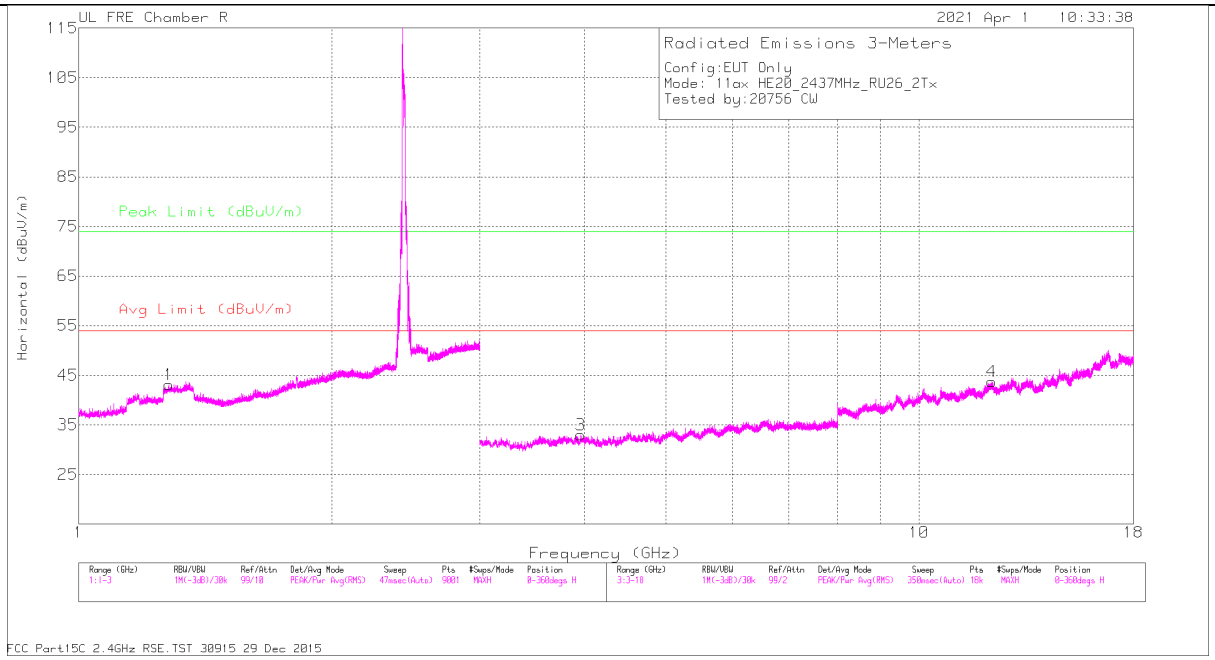

HORIZONTAL

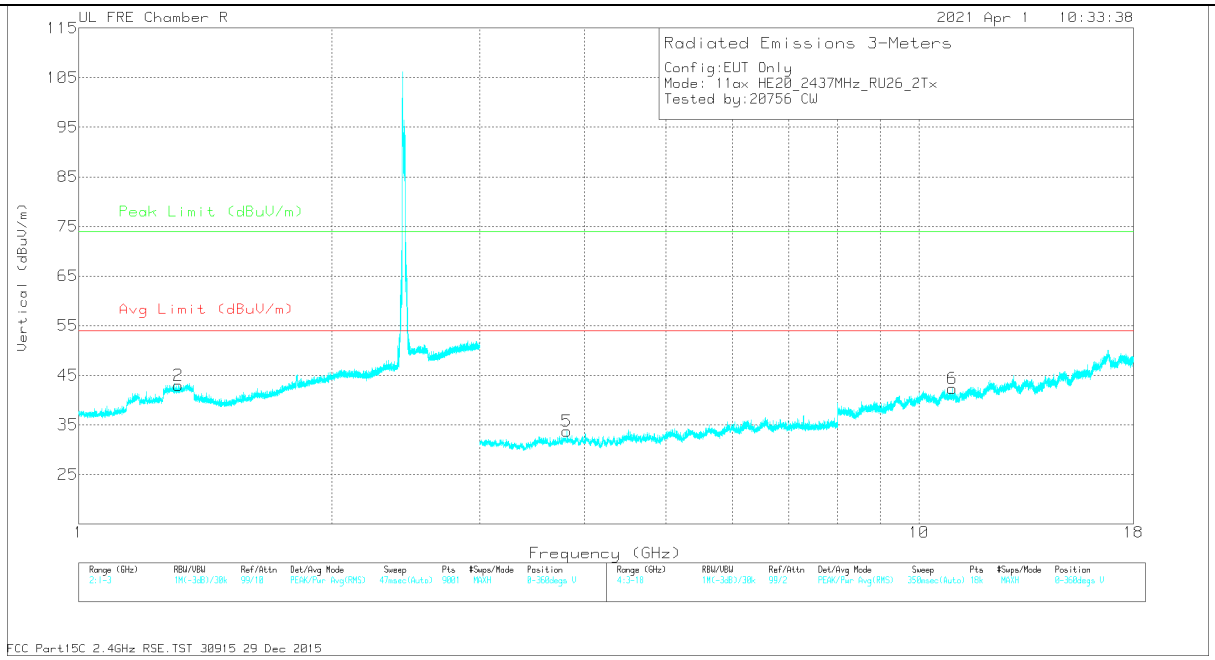

VERTICAL

UL VERIFICATION SERVICES INC.
47173 Benicia Street, Fremont, CA 94538; USA TEL:(510) 319-4000 FAX:(510) 661-0888

This report shall not be reproduced except in full, without the written approval of UL Verification Services Inc.

RADIATED EMISSIONS

Range 1: Horizontal 1000 - 3000MHz

Marker	Frequency (GHz)	Meter Reading (dBuV)	Det	AF PRE0213973 (dB/m)	Amp/Cbl/Fltr/Pad (dB)	Corrected Reading (dBuV/m)	Avg Limit (dBuV/m)	Margin (dB)	Peak Limit (dBuV/m)	PK Margin (dB)	Azimuth (Degs)	Height (cm)	Polarity
1	* 1.28111	36.26	PK2	29.4	-14.4	51.26	-	-	74	-22.74	82	158	H
	* 1.2818	24.53	MAv1	29.3	-14.4	39.43	54	-14.57	-	-	82	158	H

Range 2: Vertical 1000 - 3000MHz

Marker	Frequency (GHz)	Meter Reading (dBuV)	Det	AF PRE0213973 (dB/m)	Amp/Cbl/Fltr/Pad (dB)	Corrected Reading (dBuV/m)	Avg Limit (dBuV/m)	Margin (dB)	Peak Limit (dBuV/m)	PK Margin (dB)	Azimuth (Degs)	Height (cm)	Polarity
2	* 1.31528	36.35	PK2	29	-14.3	51.05	-	-	74	-22.95	96	200	V
	* 1.31244	24.69	MAv1	29.1	-14.3	39.49	54	-14.51	-	-	96	200	V

Range 3: Horizontal 3000 - 18000MHz

Marker	Frequency (GHz)	Meter Reading (dBuV)	Det	AF PRE0213973 (dB/m)	Amp/Cbl/Fltr/Pad (dB)	Corrected Reading (dBuV/m)	Avg Limit (dBuV/m)	Margin (dB)	Peak Limit (dBuV/m)	PK Margin (dB)	Azimuth (Degs)	Height (cm)	Polarity
3	* 3.96043	52.28	PK2	33.5	-41.2	44.58	-	-	74	-29.42	157	206	H
	* 3.96049	40.18	MAv1	33.5	-41.2	32.48	54	-21.52	-	-	157	206	H
4	* 12.21402	47.89	PK2	39.1	-33.9	53.09	-	-	74	-20.91	16	222	H
	* 12.21368	36.23	MAv1	39.1	-33.9	41.43	54	-12.57	-	-	16	222	H

Range 4: Vertical 3000 - 18000MHz

Marker	Frequency (GHz)	Meter Reading (dBuV)	Det	AF PRE0213973 (dB/m)	Amp/Cbl/Fltr/Pad (dB)	Corrected Reading (dBuV/m)	Avg Limit (dBuV/m)	Margin (dB)	Peak Limit (dBuV/m)	PK Margin (dB)	Azimuth (Degs)	Height (cm)	Polarity
5	* 3.81234	52.19	PK2	33.4	-41.1	44.49	-	-	74	-29.51	82	291	V
	* 3.81176	40.17	MAv1	33.4	-41.1	32.47	54	-21.53	-	-	82	291	V
6	* 10.95863	47.79	PK2	38	-34.5	51.29	-	-	74	-22.71	231	256	V
	* 10.95969	35.98	MAv1	38	-34.5	39.48	54	-14.52	-	-	231	256	V

* - indicates frequency in CFR47 Pt 15 / IC RSS-Restricted Band
PK2 - KDB558074 Method: Maximum Peak
MAv1 - KDB558074 Option 1 Maximum RMS Average

UL VERIFICATION SERVICES INC.
47173 Benicia Street, Fremont, CA 94538; USA TEL:(510) 319-4000 FAX:(510) 661-0888
This report shall not be reproduced except in full, without the written approval of UL Verification Services Inc.

HIGH CHANNEL, CH 13 RESULTS

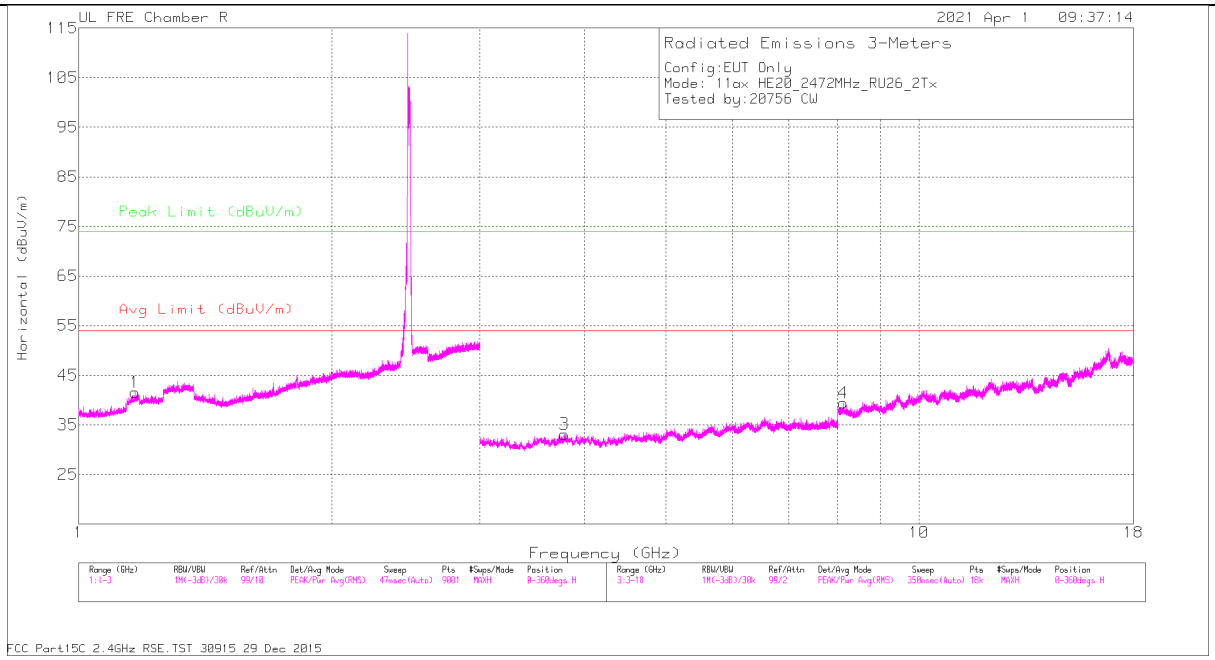

HORIZONTAL

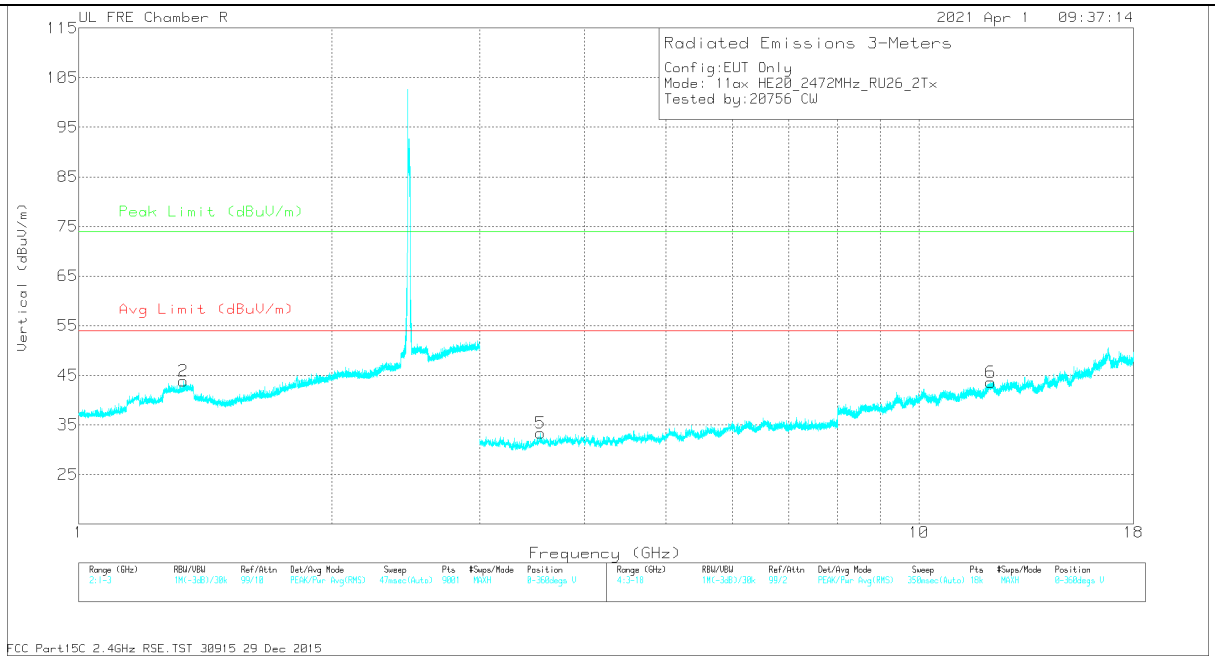

VERTICAL

UL VERIFICATION SERVICES INC.
47173 Benicia Street, Fremont, CA 94538; USA TEL:(510) 319-4000 FAX:(510) 661-0888

This report shall not be reproduced except in full, without the written approval of UL Verification Services Inc.

RADIATED EMISSIONS

Range 1: Horizontal 1000 - 3000MHz

Marker	Frequency (GHz)	Meter Reading (dBuV)	Det	AF PRE0213973 (dB/m)	Amp/Cbl/Fltr/Pad (dB)	Corrected Reading (dBuV/m)	Avg Limit (dBuV/m)	Margin (dB)	Peak Limit (dBuV/m)	PK Margin (dB)	Azimuth (Degs)	Height (cm)	Polarity
1	* 1.16651	36.29	PK2	28	-14.7	49.59	-	-	74	-24.41	237	204	H
	* 1.16665	24.5	MAv1	28	-14.7	37.8	54	-16.2	-	-	237	204	H

Range 2: Vertical 1000 - 3000MHz

Marker	Frequency (GHz)	Meter Reading (dBuV)	Det	AF PRE0213973 (dB/m)	Amp/Cbl/Fltr/Pad (dB)	Corrected Reading (dBuV/m)	Avg Limit (dBuV/m)	Margin (dB)	Peak Limit (dBuV/m)	PK Margin (dB)	Azimuth (Degs)	Height (cm)	Polarity
2	* 1.33091	36.12	PK2	29.2	-14.3	51.02	-	-	74	-22.98	42	342	V
	* 1.33142	24.64	MAv1	29.2	-14.3	39.54	54	-14.46	-	-	42	342	V

Range 3: Horizontal 3000 - 18000MHz

Marker	Frequency (GHz)	Meter Reading (dBuV)	Det	AF PRE0213973 (dB/m)	Amp/Cbl/Fltr/Pad (dB)	Corrected Reading (dBuV/m)	Avg Limit (dBuV/m)	Margin (dB)	Peak Limit (dBuV/m)	PK Margin (dB)	Azimuth (Degs)	Height (cm)	Polarity
3	* 3.78508	53.1	PK2	33.2	-41.1	45.2	-	-	74	-28.8	228	150	H
	* 3.78412	40.97	MAv1	33.2	-41.1	33.07	54	-20.93	-	-	228	150	H
4	* 8.1293	49.62	PK2	35.8	-37.3	48.12	-	-	74	-25.88	12	329	H
	* 8.1274	38.02	MAv1	35.8	-37.3	36.52	54	-17.48	-	-	12	329	H

Range 4: Vertical 3000 - 18000MHz

Marker	Frequency (GHz)	Meter Reading (dBuV)	Det	AF PRE0213973 (dB/m)	Amp/Cbl/Fltr/Pad (dB)	Corrected Reading (dBuV/m)	Avg Limit (dBuV/m)	Margin (dB)	Peak Limit (dBuV/m)	PK Margin (dB)	Azimuth (Degs)	Height (cm)	Polarity
5	* 3.54511	52.66	PK2	33.1	-41.2	44.56	-	-	74	-29.44	6	121	V
	* 3.54338	40.66	MAv1	33.1	-41.2	32.56	54	-21.44	-	-	6	121	V
6	* 12.1782	47.44	PK2	39.1	-33.6	52.94	-	-	74	-21.06	260	283	V
	* 12.17784	36.08	MAv1	39.1	-33.6	41.58	54	-12.42	-	-	260	283	V

* - indicates frequency in CFR47 Pt 15 / IC RSS-Restricted Band
PK2 - KDB558074 Method: Maximum Peak
MAv1 - KDB558074 Option 1 Maximum RMS Average

UL VERIFICATION SERVICES INC.
47173 Benicia Street, Fremont, CA 94538; USA TEL:(510) 319-4000 FAX:(510) 661-0888
This report shall not be reproduced except in full, without the written approval of UL Verification Services Inc.

ANT 4 + ANT 3 OFDMA MODE: 242-Tones, RU Index 61

BANDEDGE (LOW CHANNEL, CH 1)

HORIZONTAL RESULT

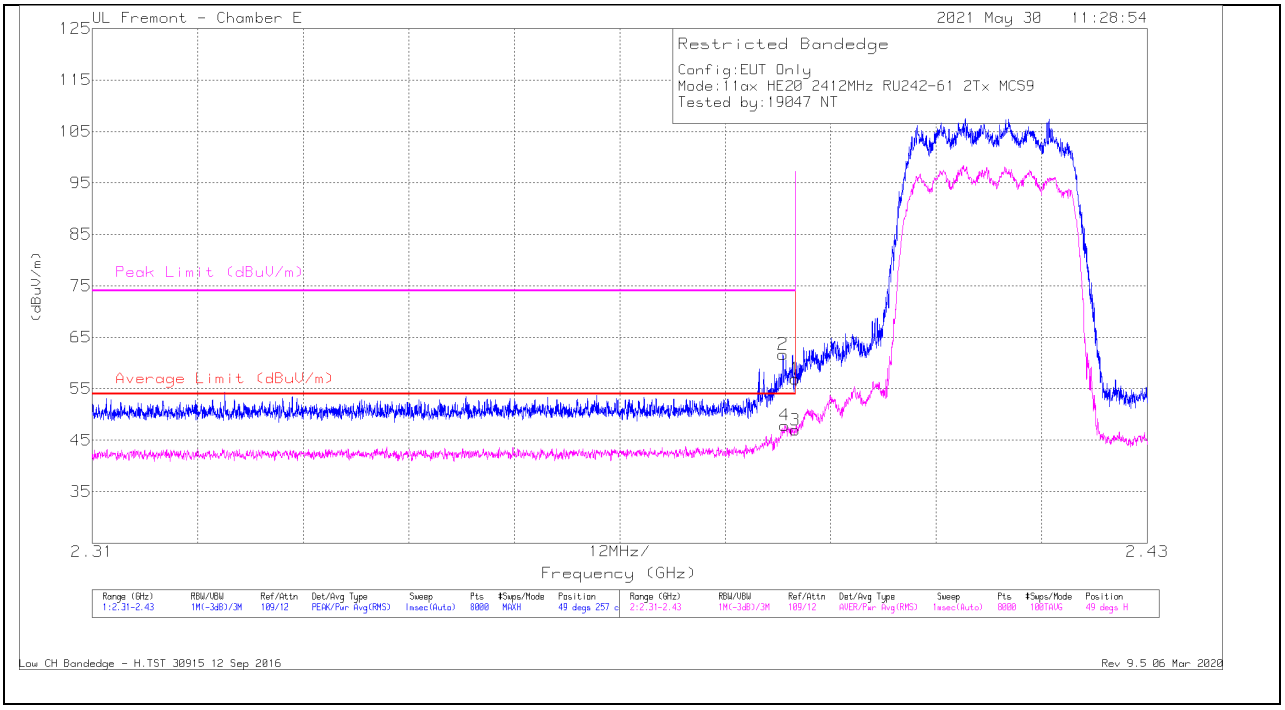

Marker	Frequency (GHz)	Meter Reading (dBuV)	Det	AF PRE0078107 (dB/m)	Amp/Cbl/Fltr/Pad (dB)	Corrected Reading (dBuV/m)	Average Limit (dBuV/m)	Margin (dB)	Peak Limit (dBuV/m)	PK Margin (dB)	Azimuth (Degs)	Height (cm)	Polarity
2	* 2.38857	47.1	Pk	32.2	-17.6	61.7	-	-	74	-12.3	49	257	H
4	* 2.38878	33.29	RMS	32.2	-17.6	47.89	54	-6.11	-	-	49	257	H
1	* 2.38999	42.32	Pk	32.2	-17.6	56.92	-	-	74	-17.08	49	257	H
3	* 2.38999	32.38	RMS	32.2	-17.6	46.98	54	-7.02	-	-	49	257	H

* - indicates frequency in CFR47 Pt 15 / IC RSS-Restricted Band
Pk - Peak detector
RMS - RMS detection

UL VERIFICATION SERVICES INC.
47173 Benicia Street, Fremont, CA 94538; USA TEL:(510) 319-4000 FAX:(510) 661-0888
This report shall not be reproduced except in full, without the written approval of UL Verification Services Inc.

VERTICAL RESULT

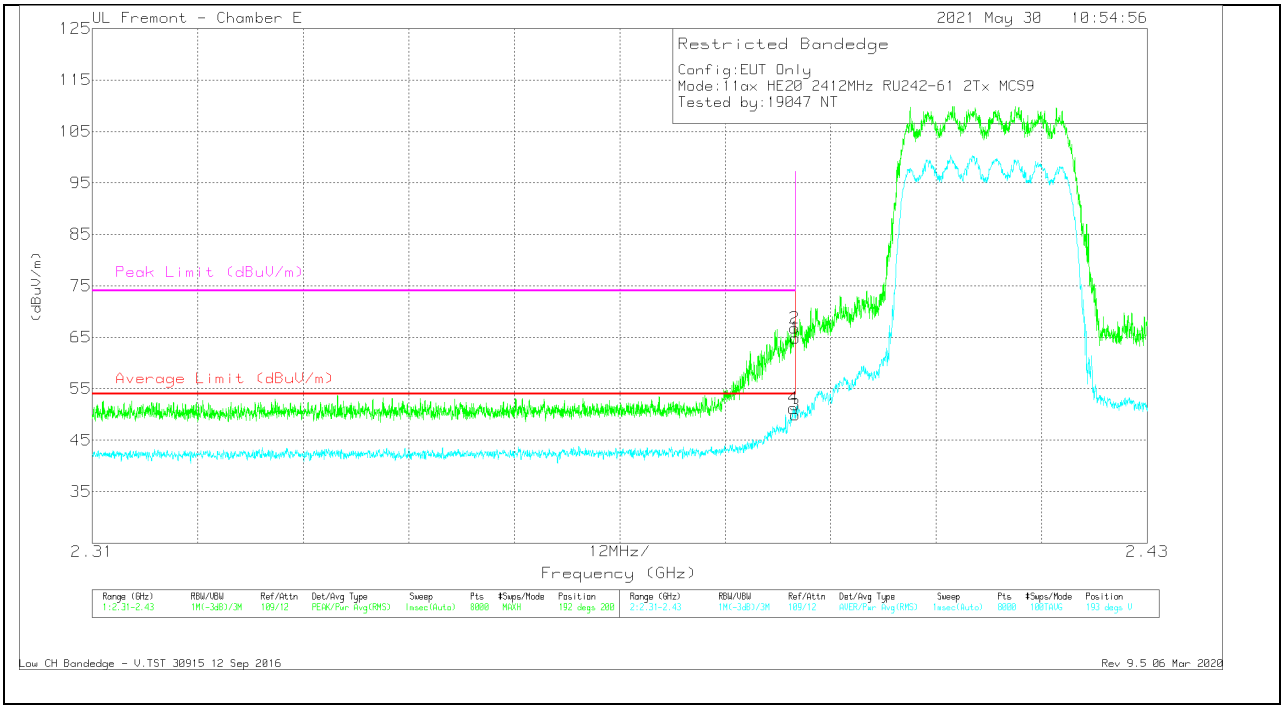

Marker	Frequency (GHz)	Meter Reading (dBuV)	Det	AF PRE007810 7 (dB/m)	Amp/Cbl/Flt r/Pad (dB)	Corrected Reading (dBuV/m)	Average Limit (dBuV/m)	Margin (dB)	Peak Limit (dBuV/m)	PK Margin (dB)	Azimuth (Degs)	Height (cm)	Polarity
1	* 2.38999	50.24	Pk	32.2	-17.6	64.84	-	-	74	-9.16	192	200	V
2	* 2.38989	52.17	Pk	32.2	-17.6	66.77	-	-	74	-7.23	192	200	V
3	* 2.38999	35.3	RMS	32.2	-17.6	49.9	54	-4.1	-	-	193	200	V
4	* 2.38975	36.61	RMS	32.2	-17.6	51.21	54	-2.79	-	-	193	200	V

* - indicates frequency in CFR47 Pt 15 / IC RSS-Restricted Band
Pk - Peak detector
RMS - RMS detection

UL VERIFICATION SERVICES INC.
47173 Benicia Street, Fremont, CA 94538; USA TEL:(510) 319-4000 FAX:(510) 661-0888
This report shall not be reproduced except in full, without the written approval of UL Verification Services Inc.

BANDEDGE (LOW CHANNEL, CH 2)

HORIZONTAL RESULT

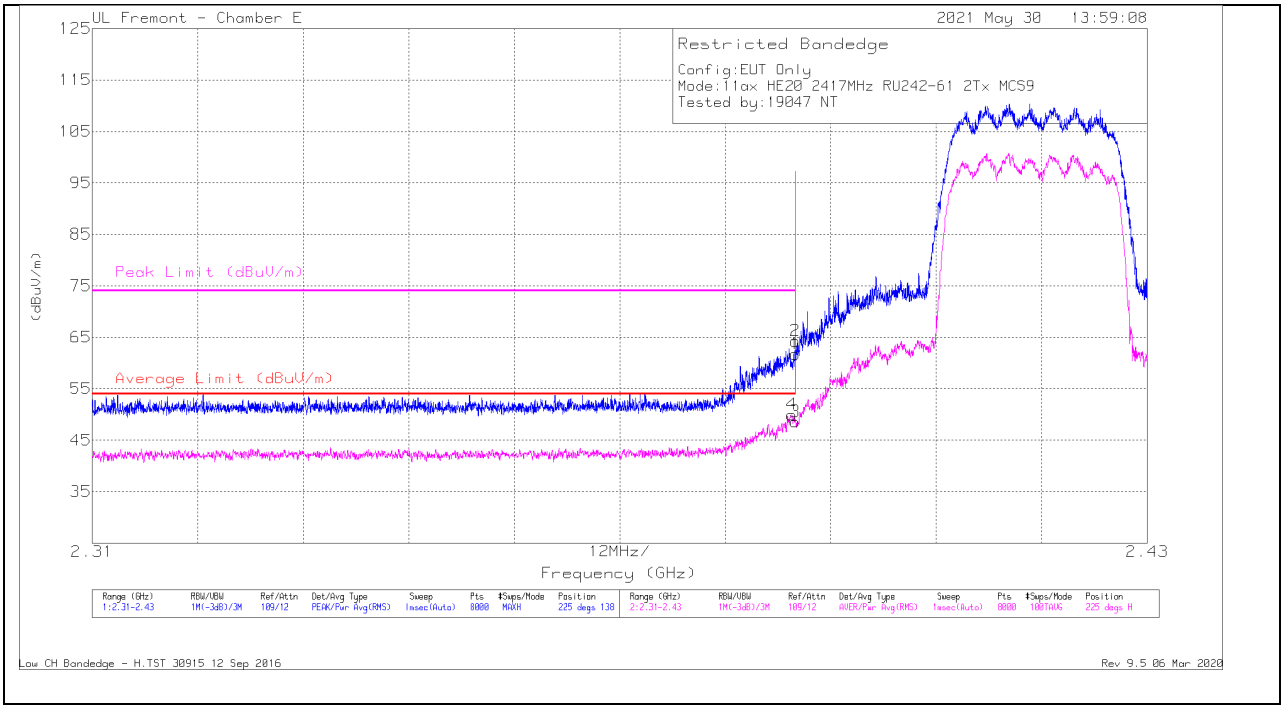

Marker	Frequency (GHz)	Meter Reading (dBuV)	Det	AF PRE007810 7 (dB/m)	Amp/Cbl/Flt r/Pad (dB)	Corrected Reading (dBuV/m)	Average Limit (dBuV/m)	Margin (dB)	Peak Limit (dBuV/m)	PK Margin (dB)	Azimuth (Degs)	Height (cm)	Polarity
4	* 2.38957	35.37	RMS	32.2	-17.6	49.97	54	-4.03	-	-	225	138	H
2	* 2.38996	49.69	Pk	32.2	-17.6	64.29	-	-	74	-9.71	225	138	H
1	* 2.38999	47.13	Pk	32.2	-17.6	61.73	-	-	74	-12.27	225	138	H
3	* 2.38999	33.98	RMS	32.2	-17.6	48.58	54	-5.42	-	-	225	138	H

* - indicates frequency in CFR47 Pt 15 / IC RSS-Restricted Band
Pk - Peak detector
RMS - RMS detection

UL VERIFICATION SERVICES INC.
47173 Benicia Street, Fremont, CA 94538; USA TEL:(510) 319-4000 FAX:(510) 661-0888
This report shall not be reproduced except in full, without the written approval of UL Verification Services Inc.

VERTICAL RESULT

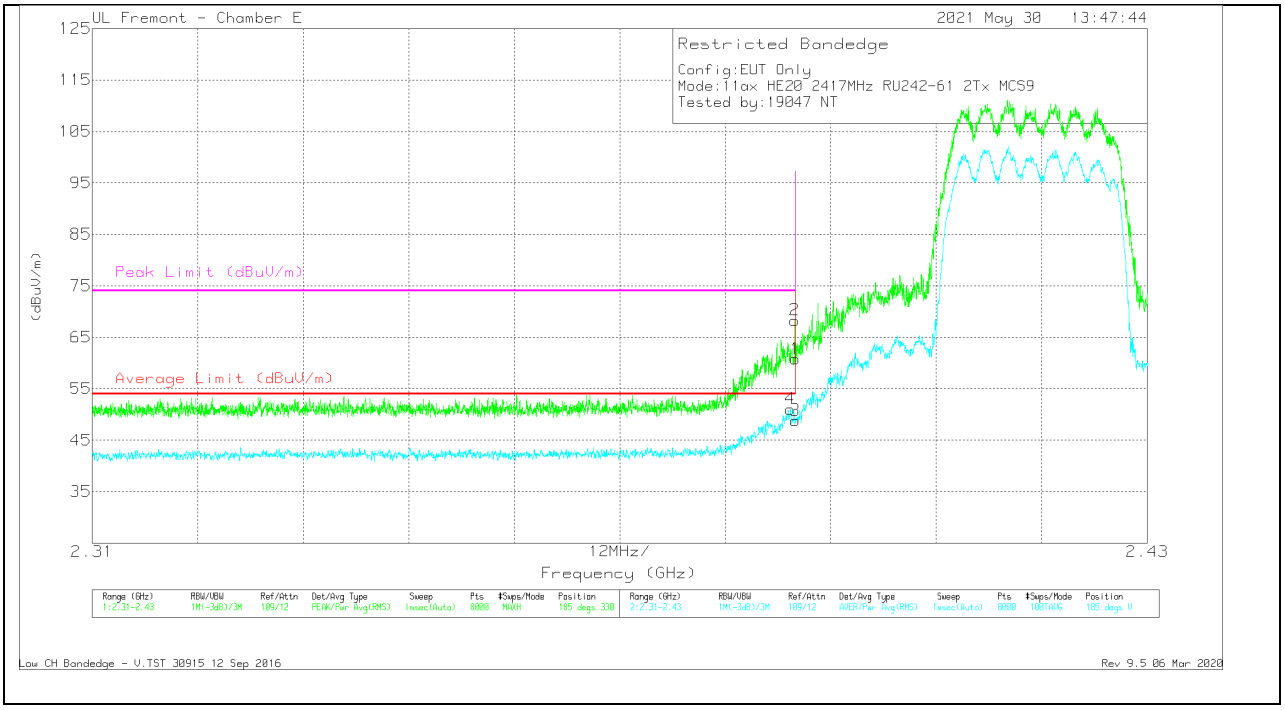

Marker	Frequency (GHz)	Meter Reading (dBuV)	Det	AF PRE007810 7 (dB/m)	Amp/Cbl/Flt r/Pad (dB)	Corrected Reading (dBuV/m)	Average Limit (dBuV/m)	Margin (dB)	Peak Limit (dBuV/m)	PK Margin (dB)	Azimuth (Degs)	Height (cm)	Polarity
4	* 2.38942	36.47	RMS	32.2	-17.6	51.07	54	-2.93	-	-	185	330	V
2	* 2.38992	53.72	Pk	32.2	-17.6	68.32	-	-	74	-5.68	185	330	V
1	* 2.38999	46.2	Pk	32.2	-17.6	60.8	-	-	74	-13.2	185	330	V
3	* 2.38999	34.23	RMS	32.2	-17.6	48.83	54	-5.17	-	-	185	330	V

* - indicates frequency in CFR47 Pt 15 / IC RSS-Restricted Band
Pk - Peak detector
RMS - RMS detection

UL VERIFICATION SERVICES INC.
47173 Benicia Street, Fremont, CA 94538; USA TEL:(510) 319-4000 FAX:(510) 661-0888
This report shall not be reproduced except in full, without the written approval of UL Verification Services Inc.

BANDEDGE (LOW CHANNEL, CH 3)

HORIZONTAL RESULT

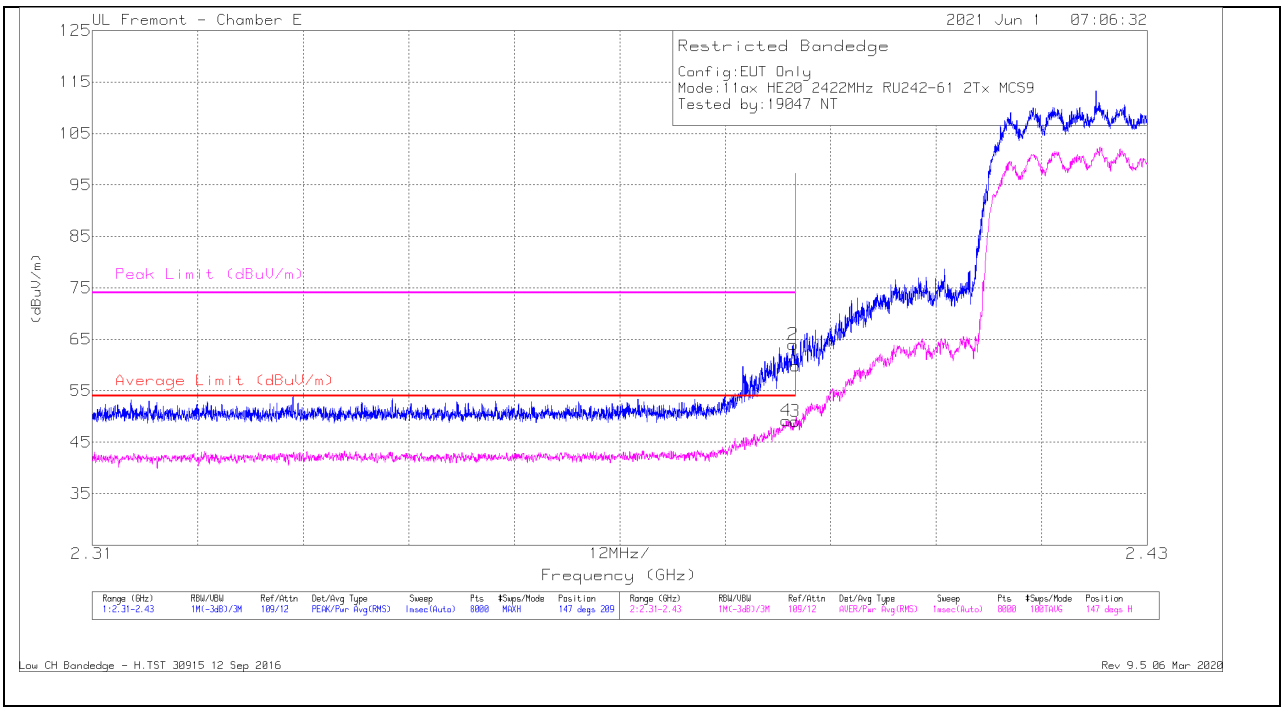

Marker	Frequency (GHz)	Meter Reading (dBuV)	Det	AF PRE007810 7 (dB/m)	Amp/Cbl/Flt r/Pad (dB)	Corrected Reading (dBuV/m)	Average Limit (dBuV/m)	Margin (dB)	Peak Limit (dBuV/m)	PK Margin (dB)	Azimuth (Degs)	Height (cm)	Polarity
4	* 2.38893	34.63	RMS	32.2	-17.6	49.23	54	-4.77	-	-	147	209	H
2	* 2.38972	49.39	Pk	32.2	-17.6	63.99	-	-	74	-10.01	147	209	H
1	* 2.38999	45.23	Pk	32.2	-17.6	59.83	-	-	74	-14.17	147	209	H
3	* 2.38999	34.48	RMS	32.2	-17.6	49.08	54	-4.92	-	-	147	209	H

* - indicates frequency in CFR47 Pt 15 / IC RSS-Restricted Band
Pk - Peak detector
RMS - RMS detection

UL VERIFICATION SERVICES INC.
47173 Benicia Street, Fremont, CA 94538; USA TEL:(510) 319-4000 FAX:(510) 661-0888
This report shall not be reproduced except in full, without the written approval of UL Verification Services Inc.

VERTICAL RESULT

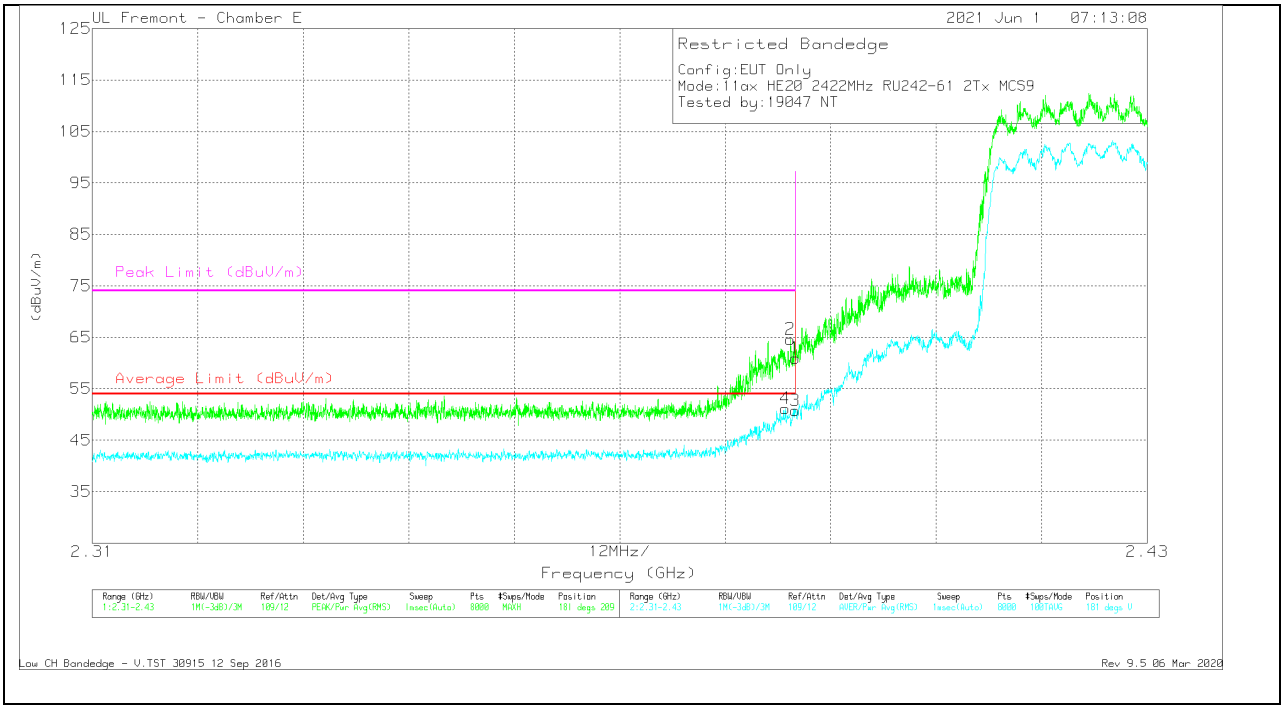

Marker	Frequency (GHz)	Meter Reading (dBuV)	Det	AF PRE007810 7 (dB/m)	Amp/Cbl/Flt r/Pad (dB)	Corrected Reading (dBuV/m)	Average Limit (dBuV/m)	Margin (dB)	Peak Limit (dBuV/m)	PK Margin (dB)	Azimuth (Degs)	Height (cm)	Polarity
4	* 2.38884	36.55	RMS	32.2	-17.6	51.15	54	-2.85	-	-	181	209	V
2	* 2.38941	50.01	Pk	32.2	-17.6	64.61	-	-	74	-9.39	181	209	V
1	* 2.38999	46.35	Pk	32.2	-17.6	60.95	-	-	74	-13.05	181	209	V
3	* 2.38999	36.15	RMS	32.2	-17.6	50.75	54	-3.25	-	-	181	209	V

* - indicates frequency in CFR47 Pt 15 / IC RSS-Restricted Band
Pk - Peak detector
RMS - RMS detection

UL VERIFICATION SERVICES INC.
47173 Benicia Street, Fremont, CA 94538; USA TEL:(510) 319-4000 FAX:(510) 661-0888
This report shall not be reproduced except in full, without the written approval of UL Verification Services Inc.

BANDEDGE (High CHANNEL, CH 9)

HORIZONTAL RESULT

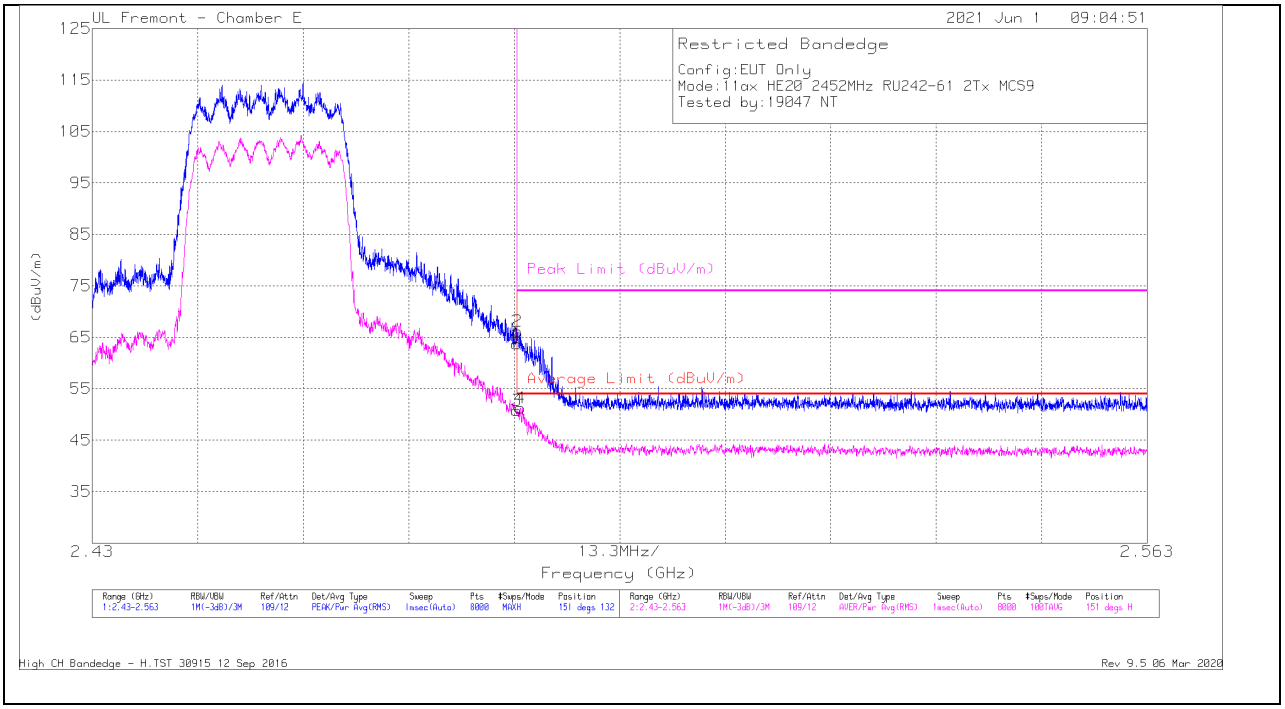

Marker	Frequency (GHz)	Meter Reading (dBuV)	Det	AF PRE007810 7 (dB/m)	Amp/Cbl/Flt r/Pad (dB)	Corrected Reading (dBuV/m)	Average Limit (dBuV/m)	Margin (dB)	Peak Limit (dBuV/m)	PK Margin (dB)	Azimuth (Degs)	Height (cm)	Polarity
1	* 2.48351	48.81	Pk	32.6	-17.7	63.71	-	-	74	-10.29	151	132	H
3	* 2.48351	35.85	RMS	32.6	-17.7	50.75	54	-3.25	-	-	151	132	H
2	* 2.48357	51.24	Pk	32.6	-17.7	66.14	-	-	74	-7.86	151	132	H
4	* 2.48397	36.36	RMS	32.6	-17.7	51.26	54	-2.74	-	-	151	132	H

* - indicates frequency in CFR47 Pt 15 / IC RSS-Restricted Band
Pk - Peak detector
RMS - RMS detection

UL VERIFICATION SERVICES INC.
47173 Benicia Street, Fremont, CA 94538; USA TEL:(510) 319-4000 FAX:(510) 661-0888
This report shall not be reproduced except in full, without the written approval of UL Verification Services Inc.

VERTICAL RESULT

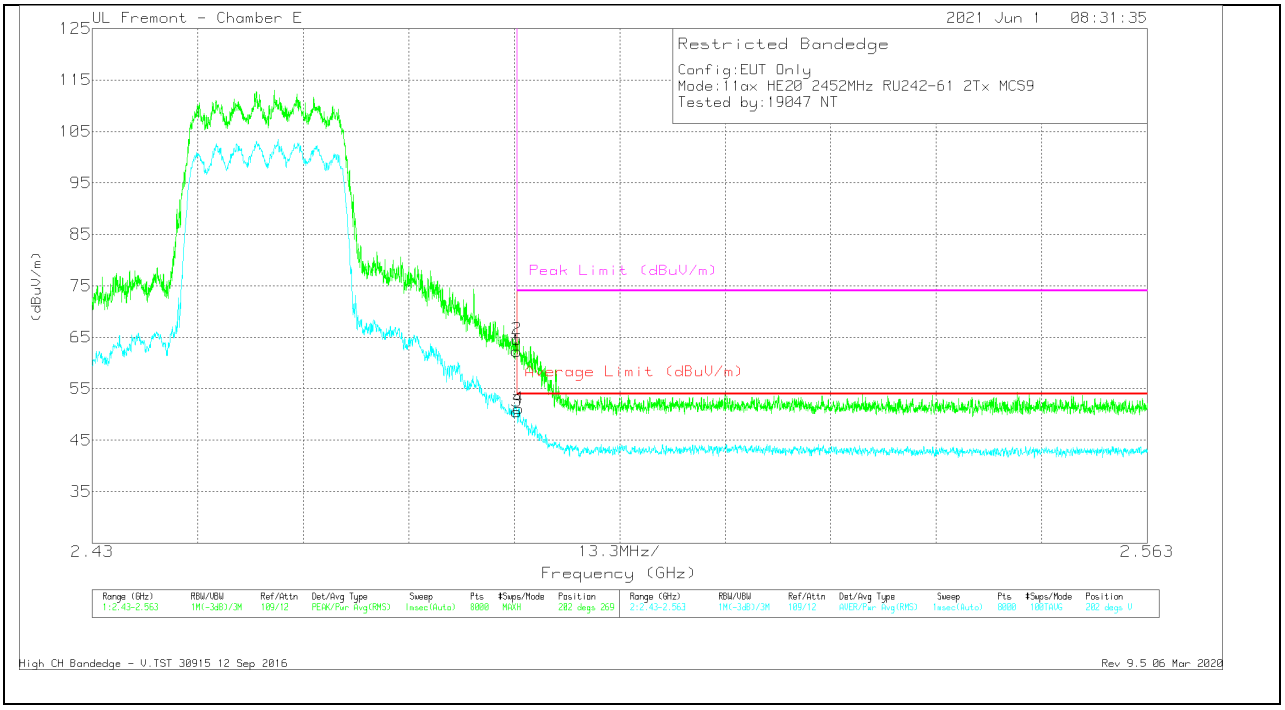

Marker	Frequency (GHz)	Meter Reading (dBuV)	Det	AF PRE007810 7 (dB/m)	Amp/Cbl/Flt r/Pad (dB)	Corrected Reading (dBuV/m)	Average Limit (dBuV/m)	Margin (dB)	Peak Limit (dBuV/m)	PK Margin (dB)	Azimuth (Degs)	Height (cm)	Polarity
1	* 2.48351	47.38	Pk	32.6	-17.7	62.28	-	-	74	-11.72	202	269	V
3	* 2.48351	35.68	RMS	32.6	-17.7	50.58	54	-3.42	-	-	202	269	V
2	* 2.48354	49.76	Pk	32.6	-17.7	64.66	-	-	74	-9.34	202	269	V
4	* 2.48374	36.3	RMS	32.6	-17.7	51.2	54	-2.8	-	-	202	269	V

* - indicates frequency in CFR47 Pt 15 / IC RSS-Restricted Band
Pk - Peak detector
RMS - RMS detection

UL VERIFICATION SERVICES INC.
47173 Benicia Street, Fremont, CA 94538; USA TEL:(510) 319-4000 FAX:(510) 661-0888
This report shall not be reproduced except in full, without the written approval of UL Verification Services Inc.

BANDEDGE (HIGH CHANNEL, CH 10)

HORIZONTAL RESULT

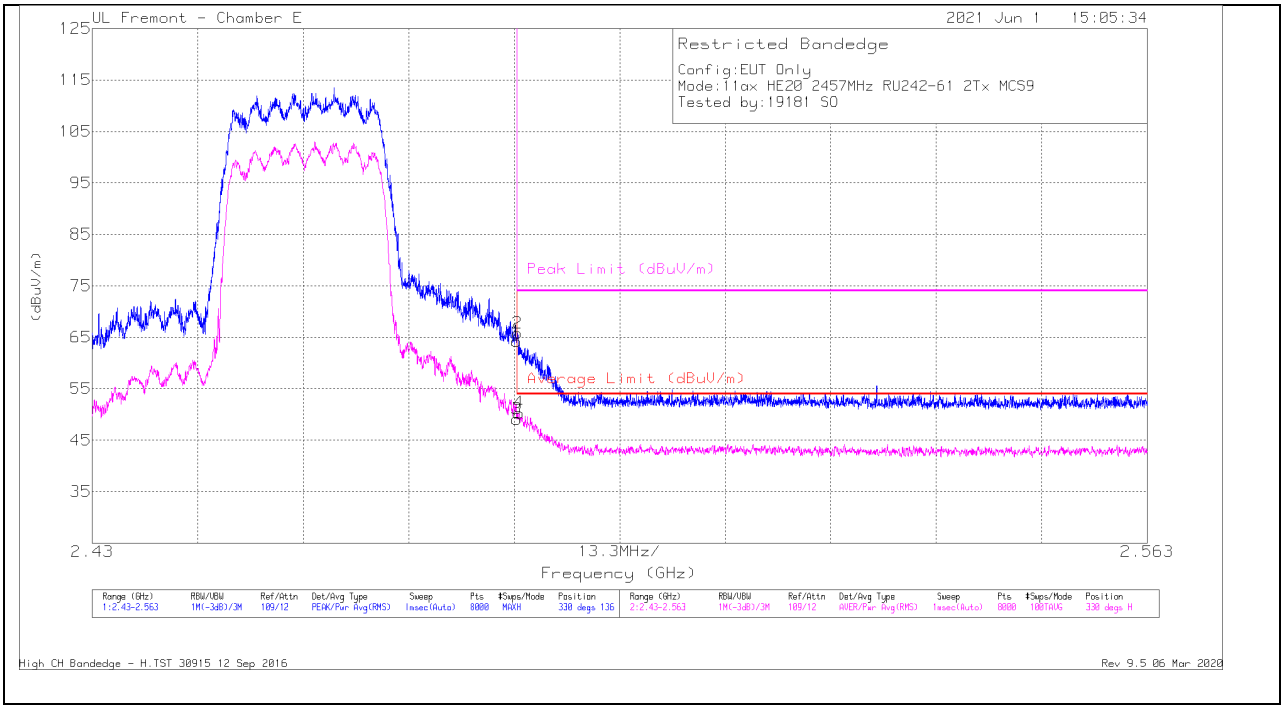

Marker	Frequency (GHz)	Meter Reading (dBuV)	Det	AF PRE0078107 (dB/m)	Amp/Cbl/Fltr/Pad (dB)	Corrected Reading (dBuV/m)	Average Limit (dBuV/m)	Margin (dB)	Peak Limit (dBuV/m)	PK Margin (dB)	Azimuth (Degs)	Height (cm)	Polarity
1	* 2.48351	49.32	Pk	32.6	-17.7	64.22	-	-	74	-9.78	330	136	H
2	* 2.48364	50.91	Pk	32.6	-17.7	65.81	-	-	74	-8.19	330	136	H
3	* 2.48351	34.23	RMS	32.6	-17.7	49.13	54	-4.87	-	-	330	136	H
4	* 2.48381	35.41	RMS	32.6	-17.7	50.31	54	-3.69	-	-	330	136	H

* - indicates frequency in CFR47 Pt 15 / IC RSS-Restricted Band
Pk - Peak detector
RMS - RMS detection

UL VERIFICATION SERVICES INC.
47173 Benicia Street, Fremont, CA 94538; USA TEL:(510) 319-4000 FAX:(510) 661-0888
This report shall not be reproduced except in full, without the written approval of UL Verification Services Inc.

VERTICAL RESULT

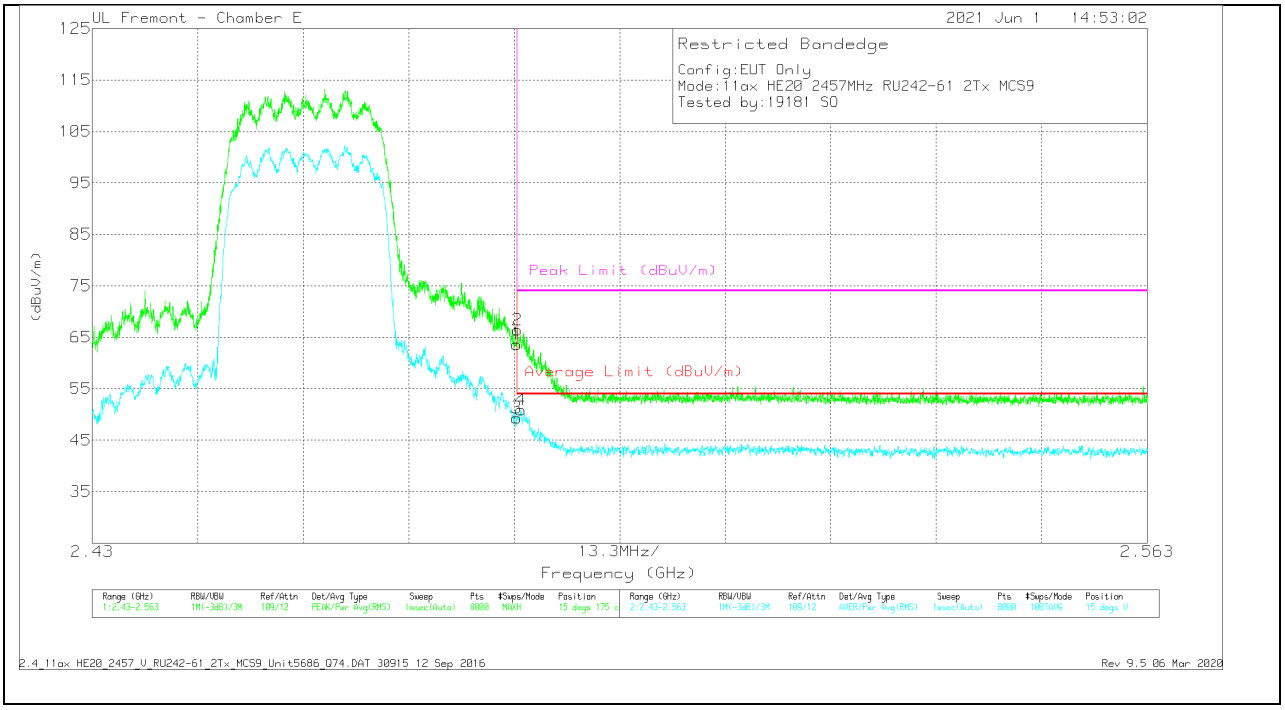

Marker	Frequency (GHz)	Meter Reading (dBuV)	Det	AF PRE007810 7 (dB/m)	Amp/Cbl/Flt r/Pad (dB)	Corrected Reading (dBuV/m)	Average Limit (dBuV/m)	Margin (dB)	Peak Limit (dBuV/m)	PK Margin (dB)	Azimuth (Degs)	Height (cm)	Polarity
1	* 2.48351	48.75	Pk	32.6	-17.7	63.65	-	-	74	-10.35	15	175	V
2	* 2.48359	51.51	Pk	32.6	-17.7	66.41	-	-	74	-7.59	15	175	V
3	* 2.48351	34.43	RMS	32.6	-17.7	49.33	54	-4.67	-	-	15	175	V
4	* 2.48405	35.98	RMS	32.6	-17.7	50.88	54	-3.12	-	-	15	175	V

* - indicates frequency in CFR47 Pt 15 / IC RSS-Restricted Band
Pk - Peak detector
RMS - RMS detection

UL VERIFICATION SERVICES INC.
47173 Benicia Street, Fremont, CA 94538; USA TEL:(510) 319-4000 FAX:(510) 661-0888
This report shall not be reproduced except in full, without the written approval of UL Verification Services Inc.

BANDEDGE (HIGH CHANNEL, CH 11)

HORIZONTAL RESULT

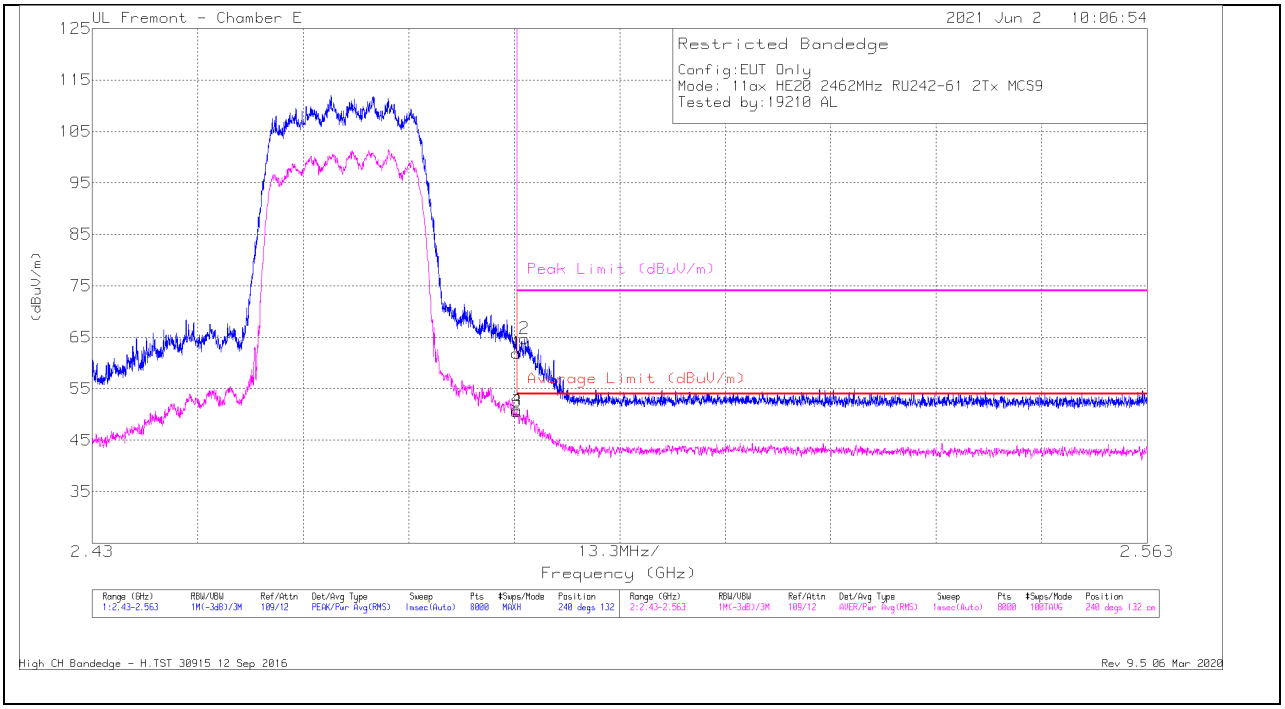

Marker	Frequency (GHz)	Meter Reading (dBuV)	Det	AF PRE007810 7 (dB/m)	Amp/Cbl/Filt r/Pad (dB)	Corrected Reading (dBuV/m)	Average Limit (dBuV/m)	Margin (dB)	Peak Limit (dBuV/m)	PK Margin (dB)	Azimuth (Degs)	Height (cm)	Polarity
1	* 2.48351	47.04	Pk	32.6	-17.7	61.94	-	-	74	-12.06	240	132	H
2	* 2.4845	49.83	Pk	32.6	-17.7	64.73	-	-	74	-9.27	240	132	H
3	* 2.48351	35.7	RMS	32.6	-17.7	50.6	54	-3.4	-	-	240	132	H
4	* 2.48352	36.08	RMS	32.6	-17.7	50.98	54	-3.02	-	-	240	132	H

* - indicates frequency in CFR47 Pt 15 / IC RSS-Restricted Band
Pk - Peak detector
RMS - RMS detection

UL VERIFICATION SERVICES INC.
47173 Benicia Street, Fremont, CA 94538; USA TEL:(510) 319-4000 FAX:(510) 661-0888
This report shall not be reproduced except in full, without the written approval of UL Verification Services Inc.

VERTICAL RESULT

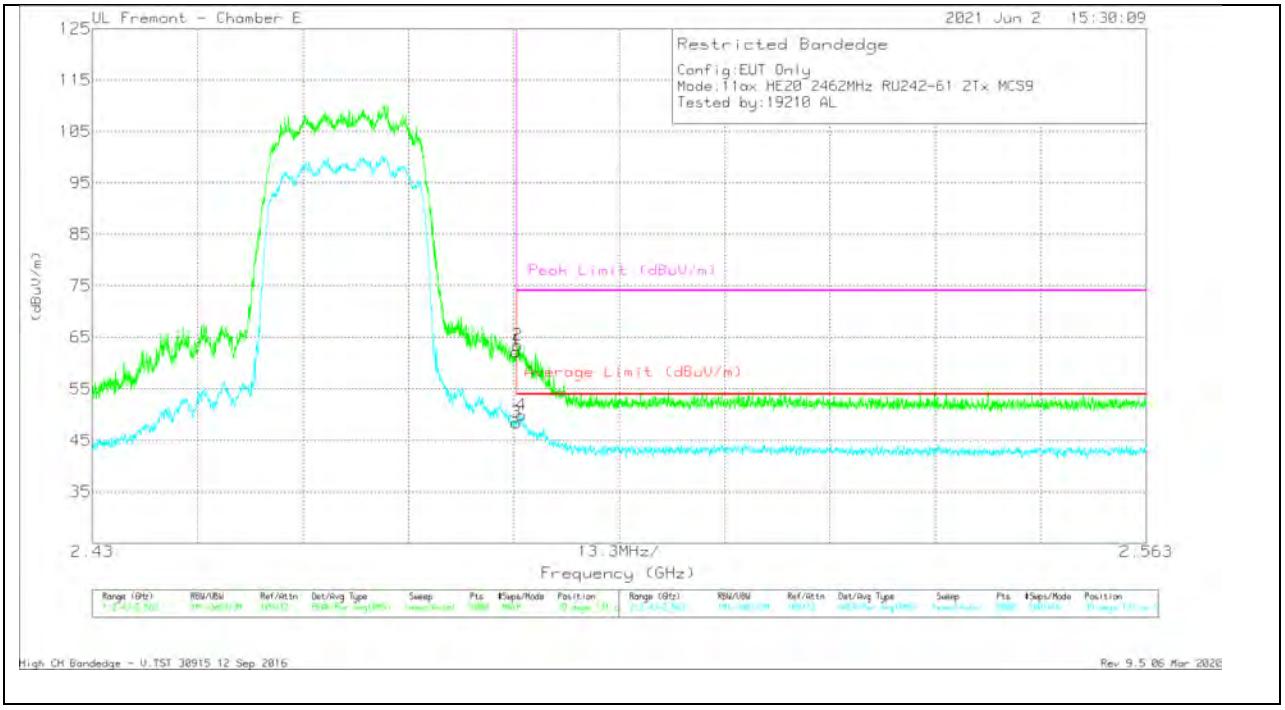

Marker	Frequency (GHz)	Meter Reading (dBuV)	Det	AF PRE0078107 (dB/m)	Amp/Cbl/Flt r/Pad (dB)	Corrected Reading (dBuV/m)	Average Limit (dBuV/m)	Margin (dB)	Peak Limit (dBuV/m)	PK Margin (dB)	Azimuth (Degs)	Height (cm)	Polarity
1	* 2.48351	47.41	Pk	32.6	-17.7	62.31	-	-	74	-11.69	39	131	V
3	* 2.48351	33.6	RMS	32.6	-17.7	48.5	54	-5.5	-	-	39	131	V
2	* 2.48371	48.56	Pk	32.6	-17.7	63.46	-	-	74	-10.54	39	131	V
4	* 2.48417	35.05	RMS	32.6	-17.7	49.95	54	-4.05	-	-	39	131	V

* - indicates frequency in CFR47 Pt 15 / IC RSS-Restricted Band
Pk - Peak detector
RMS - RMS detection

UL VERIFICATION SERVICES INC.
47173 Benicia Street, Fremont, CA 94538; USA TEL:(510) 319-4000 FAX:(510) 661-0888
This report shall not be reproduced except in full, without the written approval of UL Verification Services Inc.

BANDEDGE (HIGH CHANNEL, CH 12)

HORIZONTAL RESULT

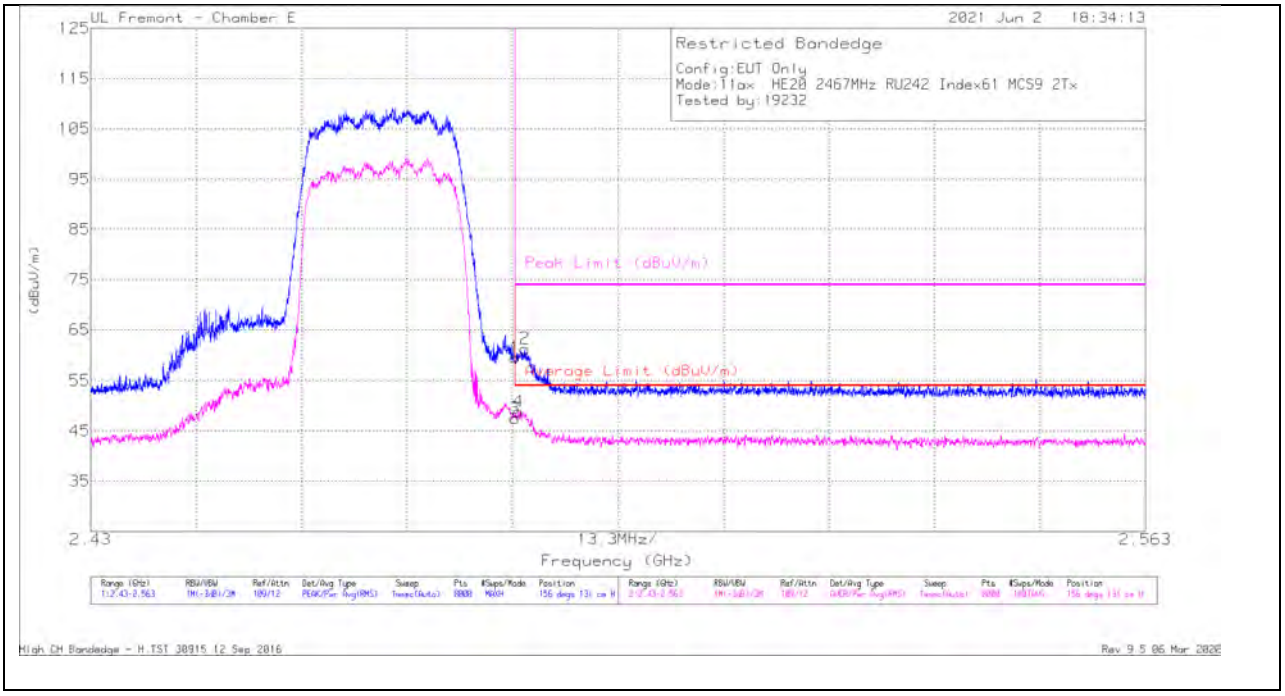

Marker	Frequency (GHz)	Meter Reading (dBuV)	Det	AF PRE0078107 (dB/m)	Amp/Cbl/ Fltr/Pad (dB)	Corrected Reading (dBuV/m)	Average Limit (dBuV/m)	Margin (dB)	Peak Limit (dBuV/m)	PK Margin (dB)	Azimuth (Degs)	Height (cm)	Polarity
1	* 2.48351	44.75	Pk	32.6	-17.7	59.65	-	-	74	-14.35	156	131	H
2	* 2.48474	46.5	Pk	32.6	-17.7	61.4	-	-	74	-12.6	156	131	H
3	* 2.48351	32.65	RMS	32.6	-17.7	47.55	54	-6.45	-	-	156	131	H
4	* 2.48395	33.96	RMS	32.6	-17.7	48.86	54	-5.14	-	-	156	131	H

* - indicates frequency in CFR47 Pt 15 / IC RSS-Restricted Band
Pk - Peak detector
RMS - RMS detection

UL VERIFICATION SERVICES INC.
47173 Benicia Street, Fremont, CA 94538; USA TEL:(510) 319-4000 FAX:(510) 661-0888
This report shall not be reproduced except in full, without the written approval of UL Verification Services Inc.

VERTICAL RESULT

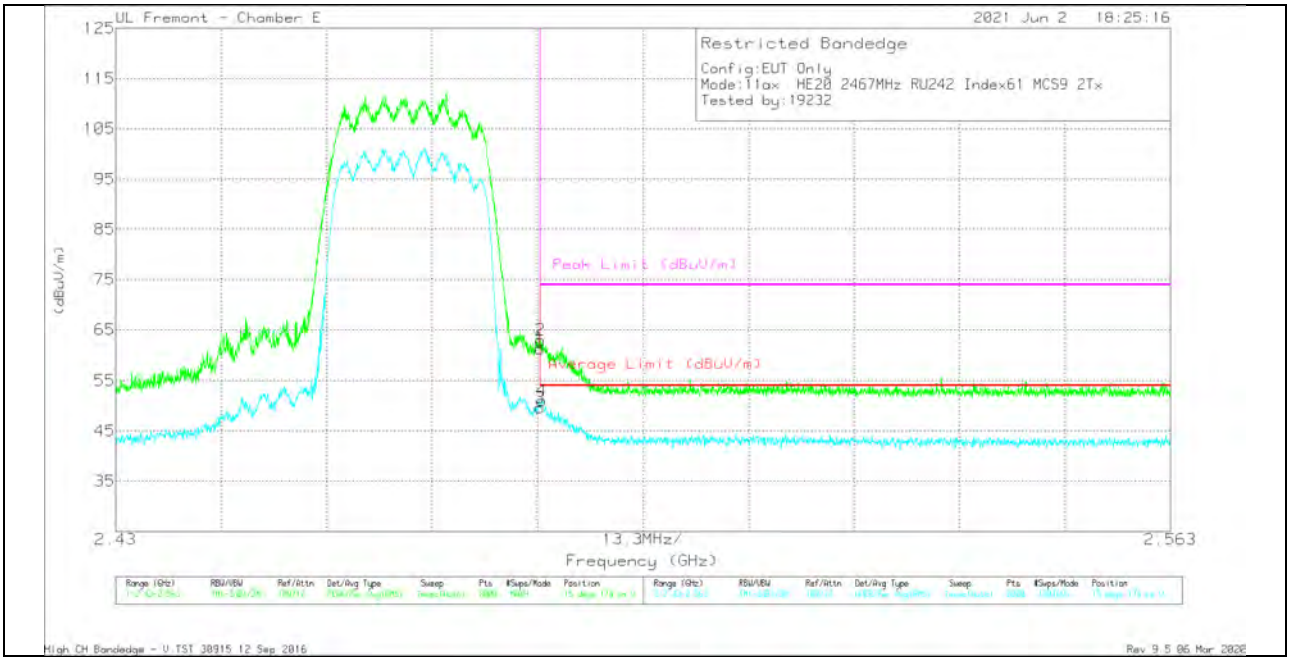

Marker	Frequency (GHz)	Meter Reading (dBuV)	Det	AF PRE0078107 (dB/m)	Amp/Cbl/Fltr/Pad (dB)	Corrected Reading (dBuV/m)	Average Limit (dBuV/m)	Margin (dB)	Peak Limit (dBuV/m)	PK Margin (dB)	Azimuth (Degs)	Height (cm)	Polarity
1	* 2.48351	46.4	Pk	32.6	-17.7	61.3	-	-	74	-12.7	15	174	V
3	* 2.48351	34.73	RMS	32.6	-17.7	49.63	54	-4.37	-	-	15	174	V
2	* 2.48357	48.05	Pk	32.6	-17.7	62.95	-	-	74	-11.05	15	174	V
4	* 2.48372	36.05	RMS	32.6	-17.7	50.95	54	-3.05	-	-	15	174	V

* - indicates frequency in CFR47 Pt 15 / IC RSS-Restricted Band
Pk - Peak detector
RMS - RMS detection

UL VERIFICATION SERVICES INC.
47173 Benicia Street, Fremont, CA 94538; USA TEL:(510) 319-4000 FAX:(510) 661-0888
This report shall not be reproduced except in full, without the written approval of UL Verification Services Inc.

BANDEDGE (HIGH CHANNEL, CH 13)

HORIZONTAL RESULT

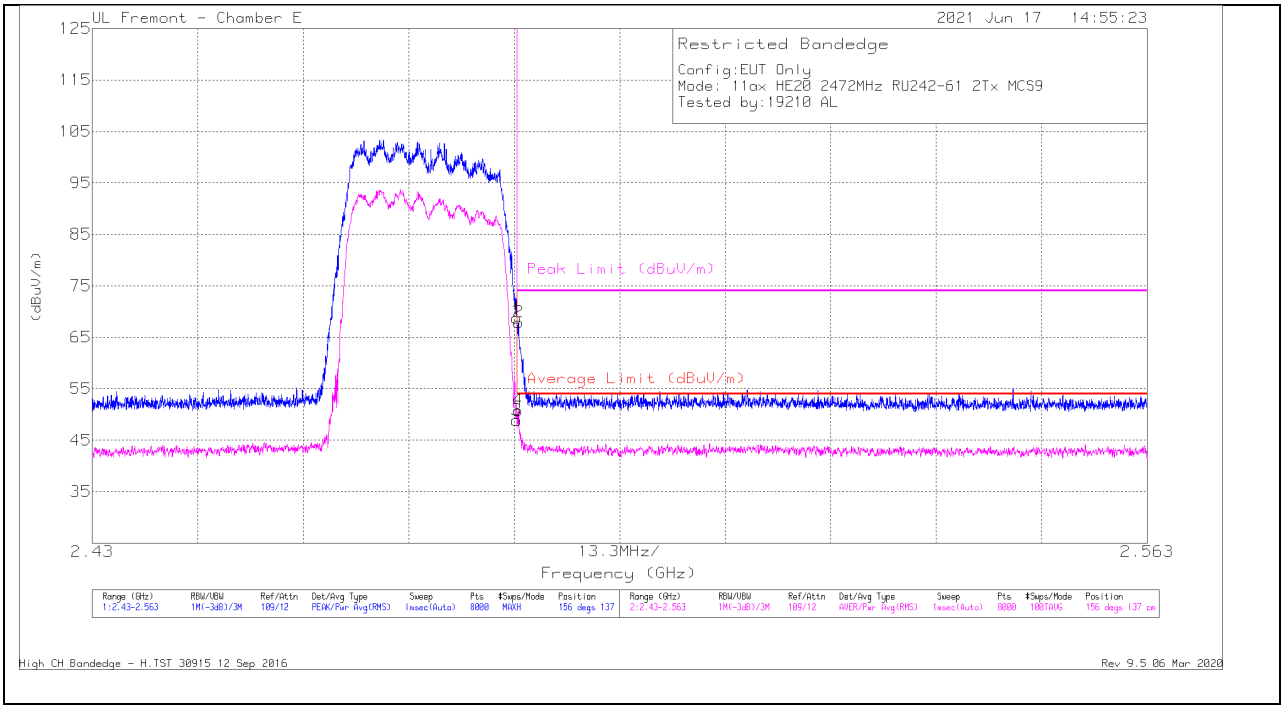

Marker	Frequency (GHz)	Meter Reading (dBuV)	Det	AF PRE007810 7 (dB/m)	Amp/Cbl/Flt r/Pad (dB)	Corrected Reading (dBuV/m)	Average Limit (dBuV/m)	Margin (dB)	Peak Limit (dBuV/m)	PK Margin (dB)	Azimuth (Degs)	Height (cm)	Polarity
1	* 2.48351	53.82	Pk	32.6	-17.7	68.72	-	-	74	-5.28	156	137	H
3	* 2.48351	33.99	RMS	32.6	-17.7	48.89	54	-5.11	-	-	156	137	H
4	* 2.48372	35.93	RMS	32.6	-17.7	50.83	54	-3.17	-	-	156	137	H
2	* 2.48374	53.05	Pk	32.6	-17.7	67.95	-	-	74	-6.05	156	137	H

* - indicates frequency in CFR47 Pt 15 / IC RSS-Restricted Band
Pk - Peak detector
RMS - RMS detection

UL VERIFICATION SERVICES INC.
47173 Benicia Street, Fremont, CA 94538; USA TEL:(510) 319-4000 FAX:(510) 661-0888
This report shall not be reproduced except in full, without the written approval of UL Verification Services Inc.

VERTICAL RESULT

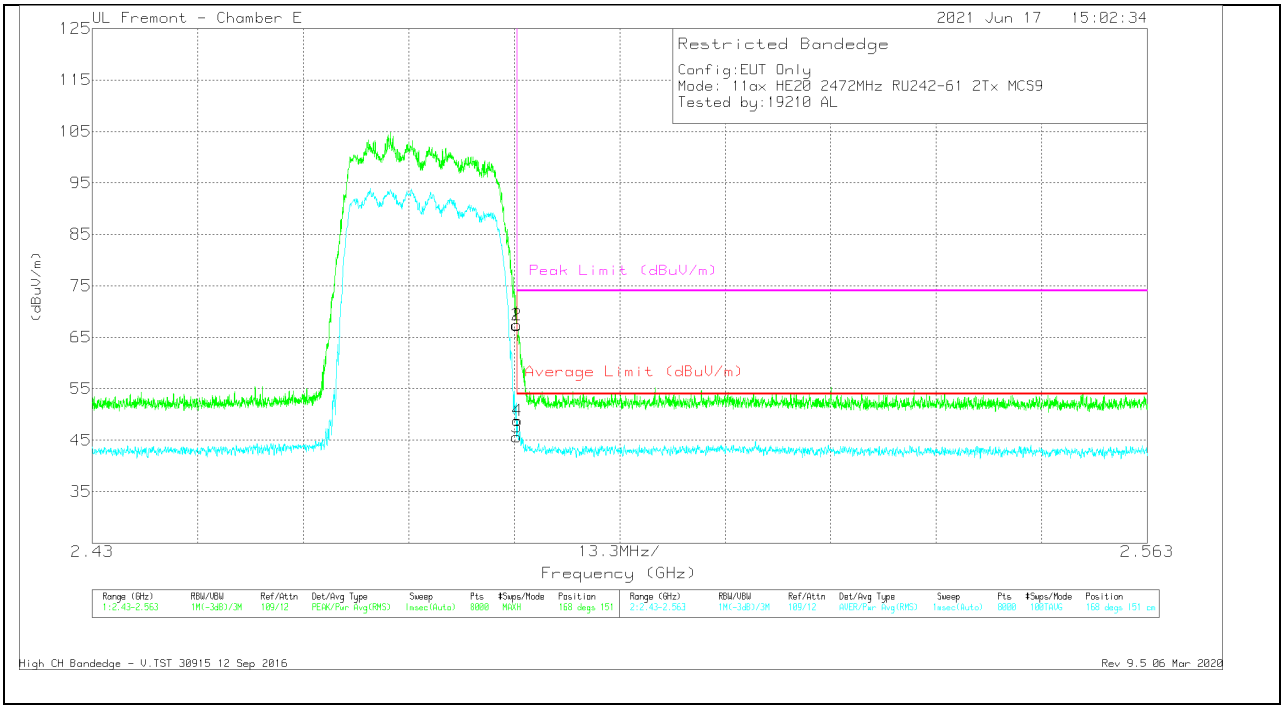

Marker	Frequency (GHz)	Meter Reading (dBuV)	Det	AF PRE0078107 (dB/m)	Amp/Cbl/Fltr/Pad (dB)	Corrected Reading (dBuV/m)	Average Limit (dBuV/m)	Margin (dB)	Peak Limit (dBuV/m)	PK Margin (dB)	Azimuth (Degs)	Height (cm)	Polarity
1	* 2.48351	52.46	Pk	32.6	-17.7	67.36	-	-	74	-6.64	168	151	V
3	* 2.48351	30.78	RMS	32.6	-17.7	45.68	54	-8.32	-	-	168	151	V
2	* 2.48354	52.49	Pk	32.6	-17.7	67.39	-	-	74	-6.61	168	151	V
4	* 2.48359	33.91	RMS	32.6	-17.7	48.81	54	-5.19	-	-	168	151	V

* - indicates frequency in CFR47 Pt 15 / IC RSS-Restricted Band
Pk - Peak detector
RMS - RMS detection

UL VERIFICATION SERVICES INC.
47173 Benicia Street, Fremont, CA 94538; USA TEL:(510) 319-4000 FAX:(510) 661-0888
This report shall not be reproduced except in full, without the written approval of UL Verification Services Inc.

HARMONICS AND SPURIOUS EMISSIONS

LOW CHANNEL, CH 1 RESULTS

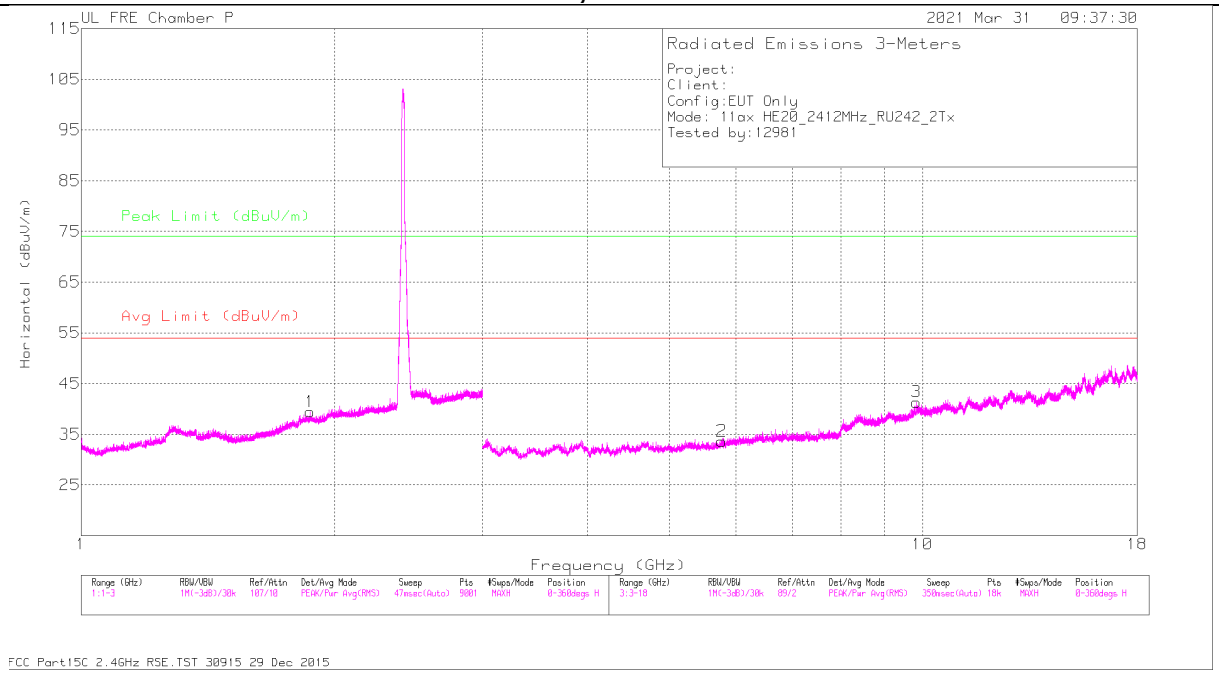

HORIZONTAL

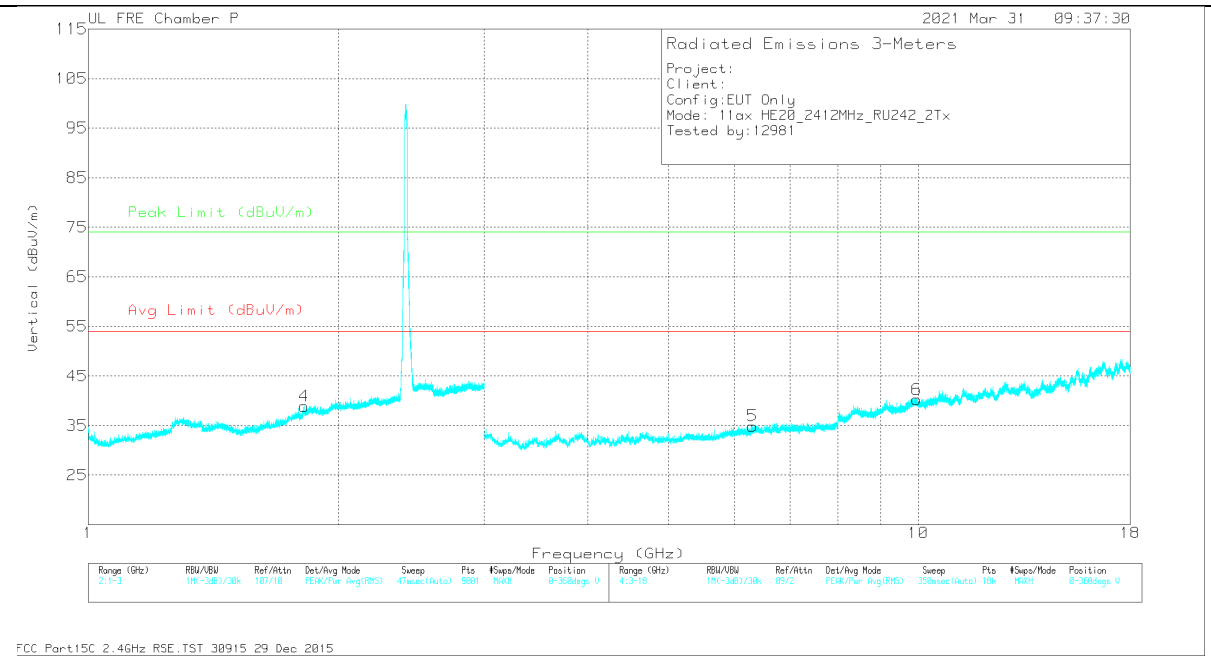

VERTICAL

UL VERIFICATION SERVICES INC.
47173 Benicia Street, Fremont, CA 94538; USA TEL:(510) 319-4000 FAX:(510) 661-0888

This report shall not be reproduced except in full, without the written approval of UL Verification Services Inc.

RADIATED EMISSIONS

Range 1: Horizontal 1000 - 3000MHz

Marker	Frequency (GHz)	Meter Reading (dBuV)	Det	AF 200896 (dB/m)	Amp/Cbl/Fltr/ (dB)	Corrected Reading (dBuV/m)	Avg Limit (dBuV/m)	Margin (dB)	Peak Limit (dBuV/m)	PK Margin (dB)	Azimuth (Degs)	Height (cm)	Polarity
1	1.87253	35.82	PK2	31	-17.6	49.22			74	-24.78	116	121	H
	1.86916	23.55	MAv1	31	-17.5	37.05	54	-16.95			116	121	H

Range 2: Vertical 1000 - 3000MHz

Marker	Frequency (GHz)	Meter Reading (dBuV)	Det	AF 200896 (dB/m)	Amp/Cbl/Fltr/ (dB)	Corrected Reading (dBuV/m)	Avg Limit (dBuV/m)	Margin (dB)	Peak Limit (dBuV/m)	PK Margin (dB)	Azimuth (Degs)	Height (cm)	Polarity
4	1.81861	35.36	PK2	30.5	-17.6	48.26			74	-25.74	130	165	V
	1.82006	23.55	MAv1	30.5	-17.6	36.45	54	-17.55			130	165	V

Range 3: Horizontal 3000 - 18000MHz

Marker	Frequency (GHz)	Meter Reading (dBuV)	Det	AF 200896 (dB/m)	Amp/Cbl/Fltr/Pad (dB)	Corrected Reading (dBuV/m)	Avg Limit (dBuV/m)	Margin (dB)	Peak Limit (dBuV/m)	PK Margin (dB)	Azimuth (Degs)	Height (cm)	Polarity
2	5.77481	49.67	PK2	34.5	-38	46.17			74	-27.83	166	178	H
	5.77392	37.43	MAv1	34.5	-38	33.93	54	-20.07			166	178	H
3	9.83738	47.17	PK2	36.9	-34.5	49.57			74	-24.43	216	234	H
	9.83557	35.82	MAv1	36.9	-34.5	38.22	54	-15.78			216	234	H

Range 4: Vertical 3000 - 18000MHz

Marker	Frequency (GHz)	Meter Reading (dBuV)	Det	AF 200896 (dB/m)	Amp/Cbl/Fltr/Pad (dB)	Corrected Reading (dBuV/m)	Avg Limit (dBuV/m)	Margin (dB)	Peak Limit (dBuV/m)	PK Margin (dB)	Azimuth (Degs)	Height (cm)	Polarity
5	6.31045	49.13	PK2	35.4	-38	46.53			74	-27.47	191	289	V
	6.31026	37.37	MAv1	35.4	-38	34.77	54	-19.23			191	289	V
6	9.94957	46.61	PK2	37	-34.6	49.01			74	-24.99	261	312	V
	9.94752	35.05	MAv1	37	-34.6	37.45	54	-16.55			261	312	V

PK2 - KDB558074 Method: Maximum Peak
MAv1 - KDB558074 Option 1 Maximum RMS Average

UL VERIFICATION SERVICES INC.
47173 Benicia Street, Fremont, CA 94538; USA TEL:(510) 319-4000 FAX:(510) 661-0888
This report shall not be reproduced except in full, without the written approval of UL Verification Services Inc.

MID CHANNEL, CH 6 RESULTS

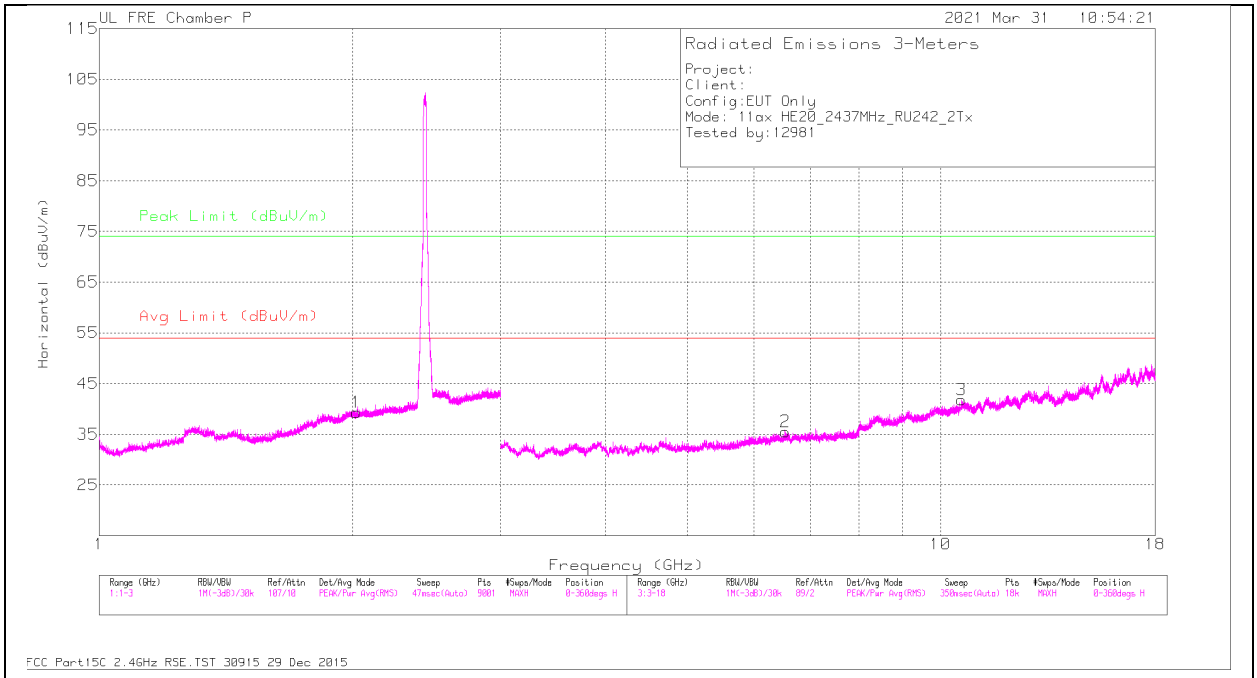

HORIZONTAL

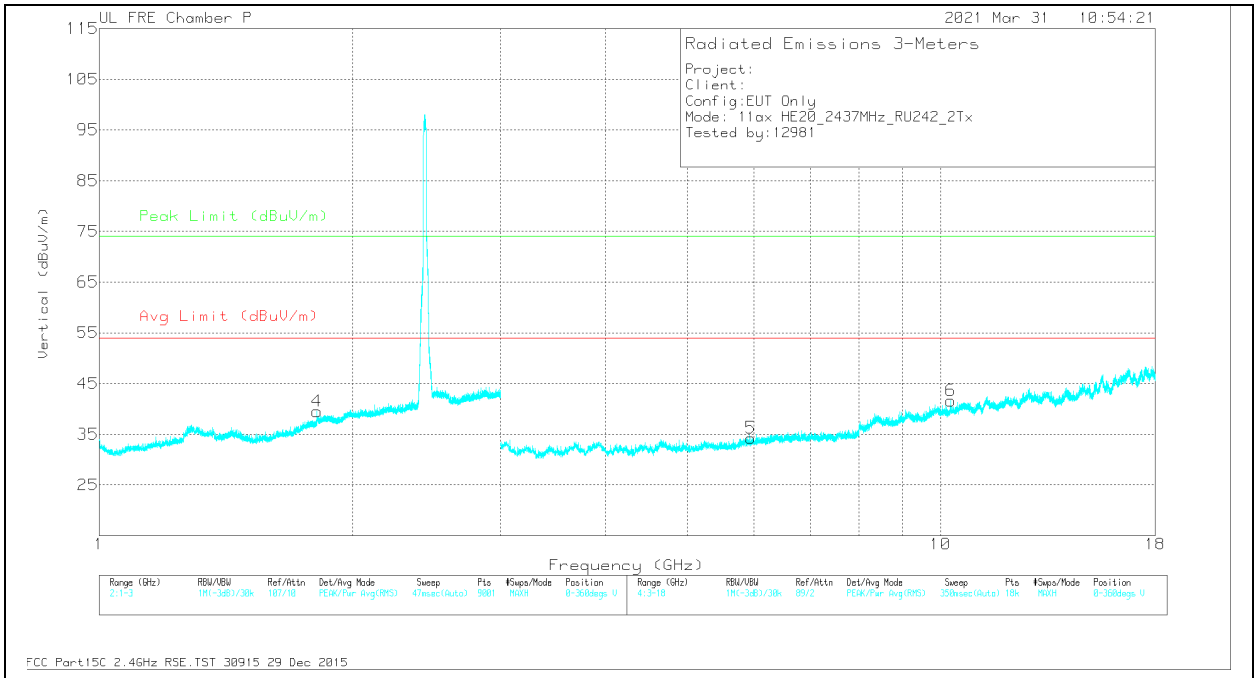

VERTICAL

UL VERIFICATION SERVICES INC.
47173 Benicia Street, Fremont, CA 94538; USA TEL:(510) 319-4000 FAX:(510) 661-0888

This report shall not be reproduced except in full, without the written approval of UL Verification Services Inc.

RADIATED EMISSIONS

Range 1: Horizontal 1000 - 3000MHz

Marker	Frequency (GHz)	Meter Reading (dBuV)	Det	AF 200896 (dB/m)	Amp/Cbl/Fltr/ (dB)	Corrected Reading (dBuV/m)	Avg Limit (dBuV/m)	Margin (dB)	Peak Limit (dBuV/m)	PK Margin (dB)	Azimuth (Degs)	Height (cm)	Polarity
1	2.02135	35.16	PK2	31.3	-17.1	49.36			74	-24.64	312	134	H
	2.02263	23.65	MAv1	31.3	-17.1	37.85	54	-16.15			312	134	H

Range 2: Vertical 1000 - 3000MHz

Marker	Frequency (GHz)	Meter Reading (dBuV)	Det	AF 200896 (dB/m)	Amp/Cbl/Fltr/ (dB)	Corrected Reading (dBuV/m)	Avg Limit (dBuV/m)	Margin (dB)	Peak Limit (dBuV/m)	PK Margin (dB)	Azimuth (Degs)	Height (cm)	Polarity
4	1.81376	35.11	PK2	30.2	-17.7	47.61			74	-26.39	292	158	V
	1.81599	23.57	MAv1	30.3	-17.7	36.17	54	-17.83			292	158	V

Range 3: Horizontal 3000 - 18000MHz

Marker	Frequency (GHz)	Meter Reading (dBuV)	Det	AF 200896 (dB/m)	Amp/Cbl/Fltr/Pad (dB)	Corrected Reading (dBuV/m)	Avg Limit (dBuV/m)	Margin (dB)	Peak Limit (dBuV/m)	PK Margin (dB)	Azimuth (Degs)	Height (cm)	Polarity
2	6.54046	49.52	PK2	35.6	-38.2	46.92			74	-27.08	265	214	H
	6.54006	37.79	MAv1	35.6	-38.2	35.19	54	-18.81			265	214	H
3	10.58962	46.85	PK2	37.6	-34.2	50.25			74	-23.75	293	138	H
	10.58894	35.35	MAv1	37.6	-34.2	38.75	54	-15.25			293	138	H

Range 4: Vertical 3000 - 18000MHz

Marker	Frequency (GHz)	Meter Reading (dBuV)	Det	AF 200896 (dB/m)	Amp/Cbl/Fltr/Pad (dB)	Corrected Reading (dBuV/m)	Avg Limit (dBuV/m)	Margin (dB)	Peak Limit (dBuV/m)	PK Margin (dB)	Azimuth (Degs)	Height (cm)	Polarity
5	5.94947	49.12	PK2	35.1	-38.1	46.12			74	-27.88	220	246	V
	5.95072	37.35	MAv1	35.1	-38.1	34.35	54	-19.65			220	246	V
6	10.28625	47.19	PK2	37.2	-34.1	50.29			74	-23.71	177	161	V
	10.28872	35	MAv1	37.2	-34.1	38.1	54	-15.9			177	161	V

PK2 - KDB558074 Method: Maximum Peak
MAv1 - KDB558074 Option 1 Maximum RMS Average

UL VERIFICATION SERVICES INC.
47173 Benicia Street, Fremont, CA 94538; USA TEL:(510) 319-4000 FAX:(510) 661-0888
This report shall not be reproduced except in full, without the written approval of UL Verification Services Inc.

HIGH CHANNEL, CH 13 RESULTS

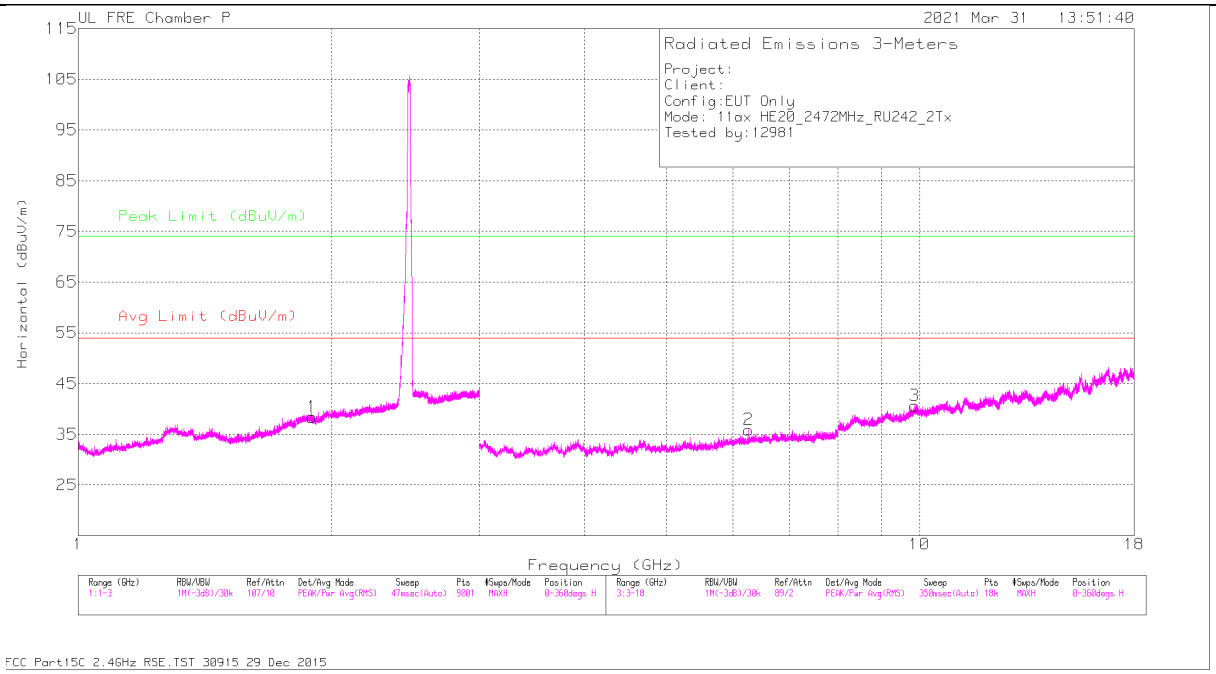

HORIZONTAL

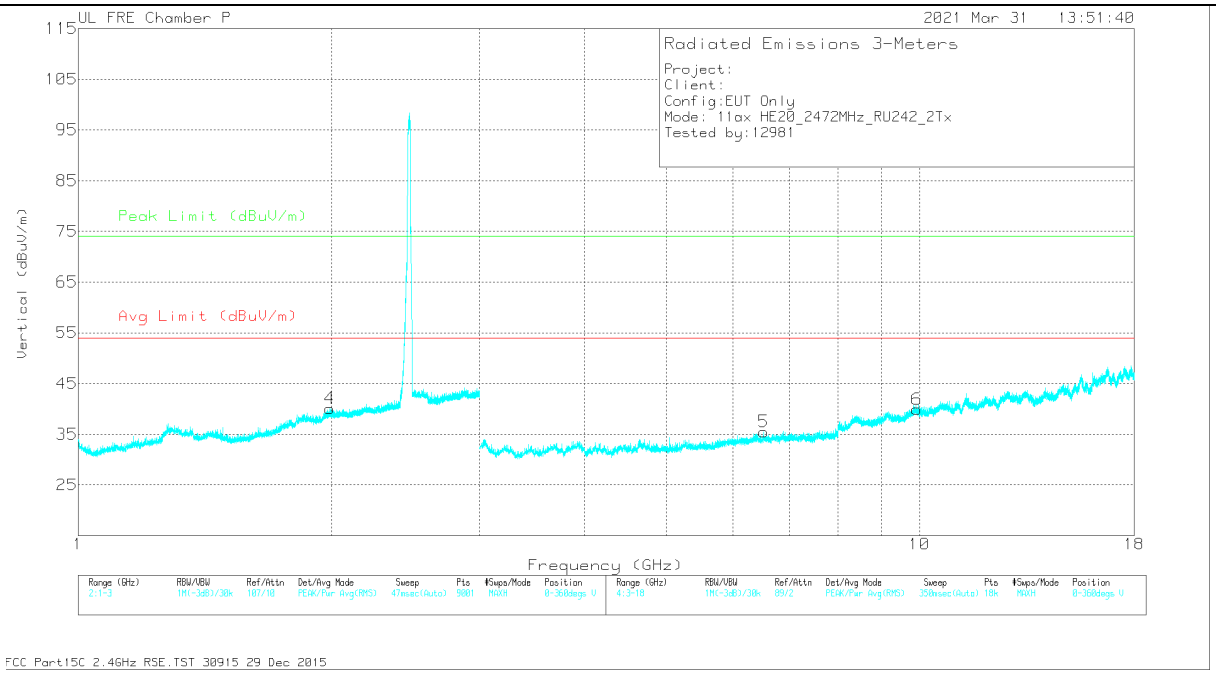

VERTICAL

UL VERIFICATION SERVICES INC.
47173 Benicia Street, Fremont, CA 94538; USA TEL:(510) 319-4000 FAX:(510) 661-0888

This report shall not be reproduced except in full, without the written approval of UL Verification Services Inc.

RADIATED EMISSIONS

Range 1: Horizontal 1000 - 3000MHz

Marker	Frequency (GHz)	Meter Reading (dBuV)	Det	AF 200896 (dB/m)	Amp/Cbl/Fltr/ (dB)	Corrected Reading (dBuV/m)	Avg Limit (dBuV/m)	Margin (dB)	Peak Limit (dBuV/m)	PK Margin (dB)	Azimuth (Degs)	Height (cm)	Polarity
1	1.8968	35.39	PK2	30.6	-17.4	48.59			74	-25.41	156	212	H
	1.89467	23.48	MAv1	30.6	-17.4	36.68	54	-17.32			156	212	H

Range 2: Vertical 1000 - 3000MHz

Marker	Frequency (GHz)	Meter Reading (dBuV)	Det	AF 200896 (dB/m)	Amp/Cbl/Fltr/ (dB)	Corrected Reading (dBuV/m)	Avg Limit (dBuV/m)	Margin (dB)	Peak Limit (dBuV/m)	PK Margin (dB)	Azimuth (Degs)	Height (cm)	Polarity
4	1.98973	35.17	PK2	31.2	-17.1	49.27			74	-24.73	132	249	V
	1.98884	23.49	MAv1	31.2	-17.1	37.59	54	-16.41			132	249	V

Range 3: Horizontal 3000 - 18000MHz

Marker	Frequency (GHz)	Meter Reading (dBuV)	Det	AF 200896 (dB/m)	Amp/Cbl/Fltr/Pad (dB)	Corrected Reading (dBuV/m)	Avg Limit (dBuV/m)	Margin (dB)	Peak Limit (dBuV/m)	PK Margin (dB)	Azimuth (Degs)	Height (cm)	Polarity
2	6.26598	48.88	PK2	35.3	-38.2	45.98			74	-28.02	156	190	H
	6.26529	37.3	MAv1	35.3	-38.2	34.4	54	-19.6			156	190	H
3	9.86711	46.7	PK2	36.9	-34.6	49			74	-25.0	110	294	H
	9.86556	35.19	MAv1	36.9	-34.6	37.49	54	-16.51			110	294	H

Range 4: Vertical 3000 - 18000MHz

Marker	Frequency (GHz)	Meter Reading (dBuV)	Det	AF 200896 (dB/m)	Amp/Cbl/Fltr/Pad (dB)	Corrected Reading (dBuV/m)	Avg Limit (dBuV/m)	Margin (dB)	Peak Limit (dBuV/m)	PK Margin (dB)	Azimuth (Degs)	Height (cm)	Polarity
5	6.52728	49.51	PK2	35.6	-38.2	46.91			74	-27.09	84	308	V
	6.52681	37.91	MAv1	35.6	-38.2	35.31	54	-18.69			84	308	V
6	9.93121	46.79	PK2	37	-34.6	49.19			74	-24.81	132	247	V
	9.9307	35.15	MAv1	37	-34.6	37.55	54	-16.45			132	247	V

PK2 - KDB558074 Method: Maximum Peak
MAv1 - KDB558074 Option 1 Maximum RMS Average

UL VERIFICATION SERVICES INC.
47173 Benicia Street, Fremont, CA 94538; USA TEL:(510) 319-4000 FAX:(510) 661-0888
This report shall not be reproduced except in full, without the written approval of UL Verification Services Inc.

10.2. WORST CASE BELOW 1 GHz

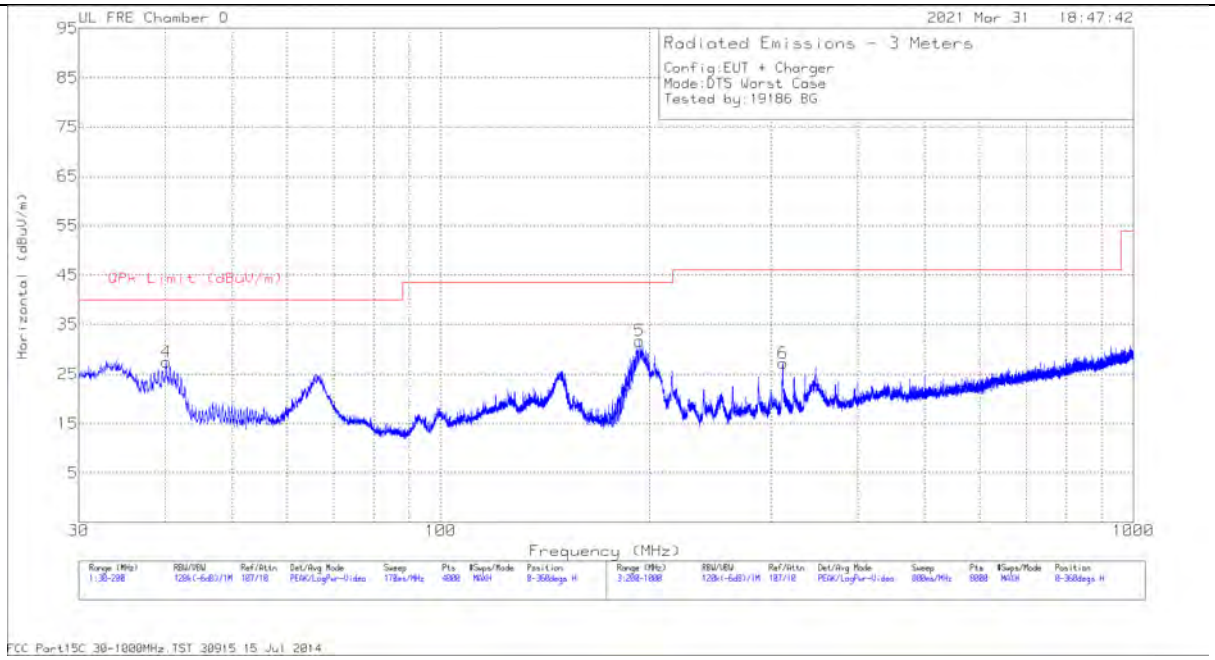

HORIZONTAL

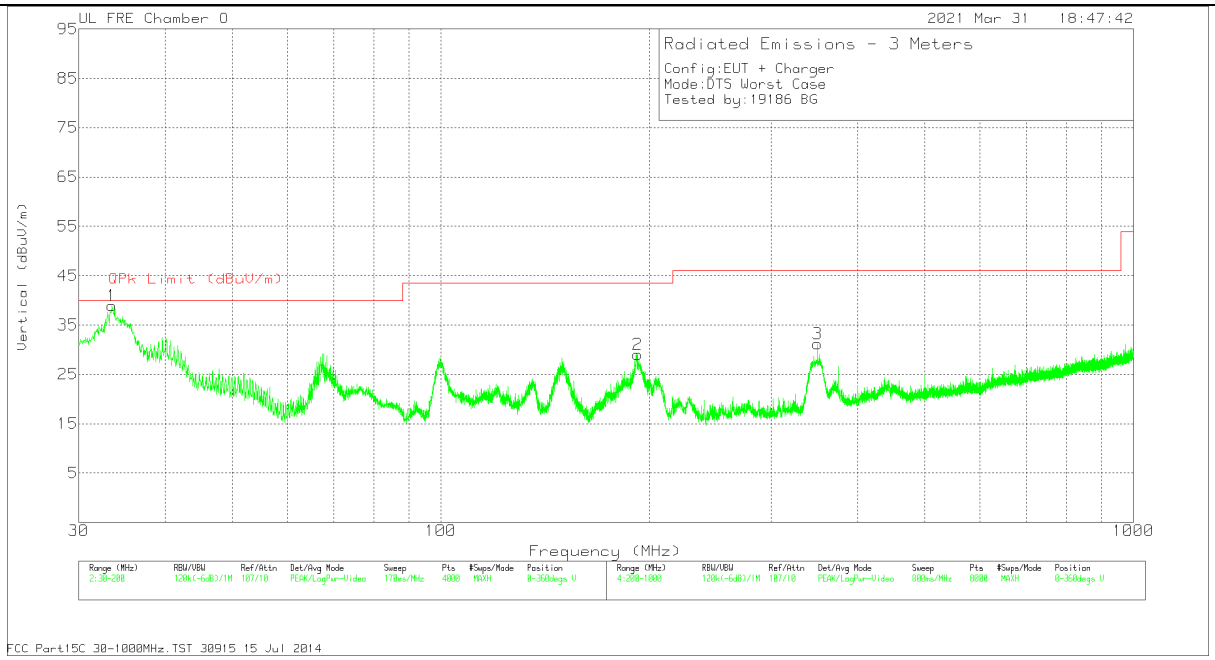

VERTICAL

UL VERIFICATION SERVICES INC.
47173 Benicia Street, Fremont, CA 94538; USA TEL:(510) 319-4000 FAX:(510) 661-0888

This report shall not be reproduced except in full, without the written approval of UL Verification Services Inc.

Below 1GHz DATA

Range 1: Horizontal 30 - 200MHz

Frequency (MHz)	Meter Reading (dBuV)	Det	AF 202329 (dB/m)	Amp/Cbl (dB)	Corrected Reading (dBuV/m)	QPk Limit (dBuV/m)	Margin (dB)	Azimuth (Degs)	Height (cm)	Polarity
40.1075	36.35	Qp	19.6	-32.4	23.55	40	-16.45	167	340	H
193.3806	40.24	Qp	17.2	-31.5	25.94	43.52	-17.58	35	106	H

Range 2: Vertical 30 - 200MHz

Frequency (MHz)	Meter Reading (dBuV)	Det	AF 202329 (dB/m)	Amp/Cbl (dB)	Corrected Reading (dBuV/m)	QPk Limit (dBuV/m)	Margin (dB)	Azimuth (Degs)	Height (cm)	Polarity
33.6935	41.66	Qp	24.5	-32.5	33.66	40	-6.34	275	107	V
192.0588	38.61	Qp	17.1	-31.5	24.21	43.52	-19.31	243	120	V

Range 3: Horizontal 200 - 1000MHz

Frequency (MHz)	Meter Reading (dBuV)	Det	AF 202329 (dB/m)	Amp/Cbl (dB)	Corrected Reading (dBuV/m)	QPk Limit (dBuV/m)	Margin (dB)	Azimuth (Degs)	Height (cm)	Polarity
311.9838	34.56	Qp	19.6	-31	23.16	46.02	-22.86	29	105	H
311.9838	33.88	Qp	19.6	-31	22.48	46.02	-23.54	29	105	H

Range 4: Vertical 200 - 1000MHz

Frequency (MHz)	Meter Reading (dBuV)	Det	AF 202329 (dB/m)	Amp/Cbl (dB)	Corrected Reading (dBuV/m)	QPk Limit (dBuV/m)	Margin (dB)	Azimuth (Degs)	Height (cm)	Polarity
350.0157	39.48	Qp	20.1	-30.9	28.68	46.02	-17.34	66	236	V

Qp - Quasi-Peak detector

UL VERIFICATION SERVICES INC.
47173 Benicia Street, Fremont, CA 94538; USA TEL:(510) 319-4000 FAX:(510) 661-0888
This report shall not be reproduced except in full, without the written approval of UL Verification Services Inc.

10.3. WORST CASE 18-26 GHz

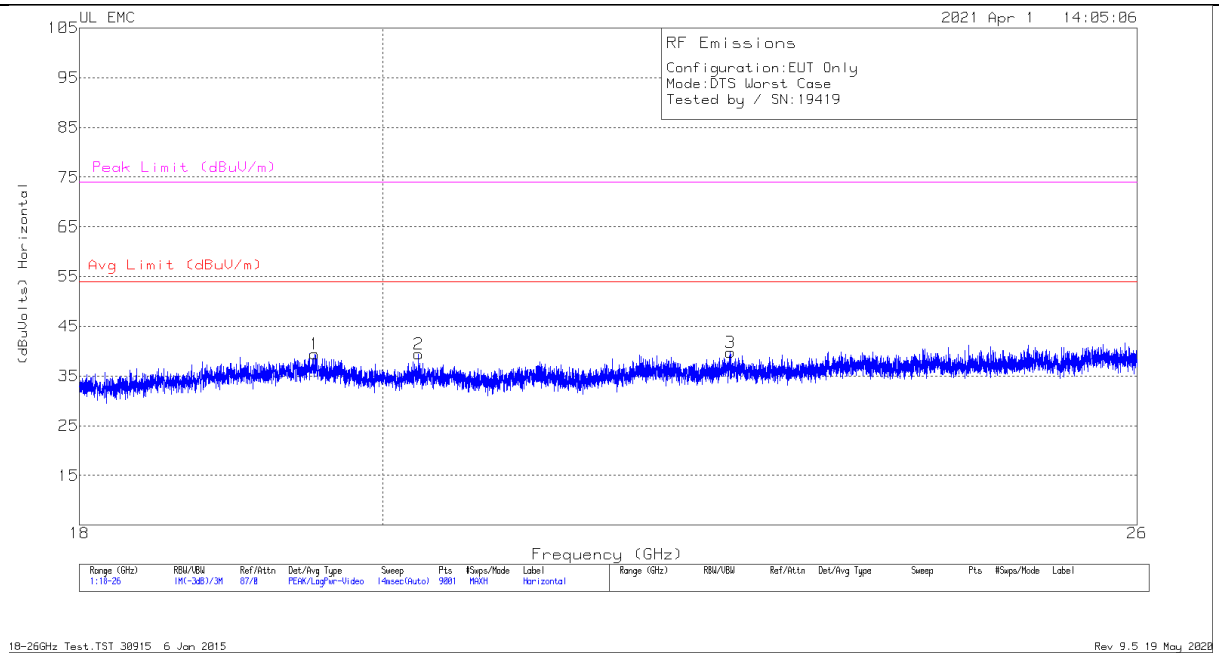

HORIZONTAL

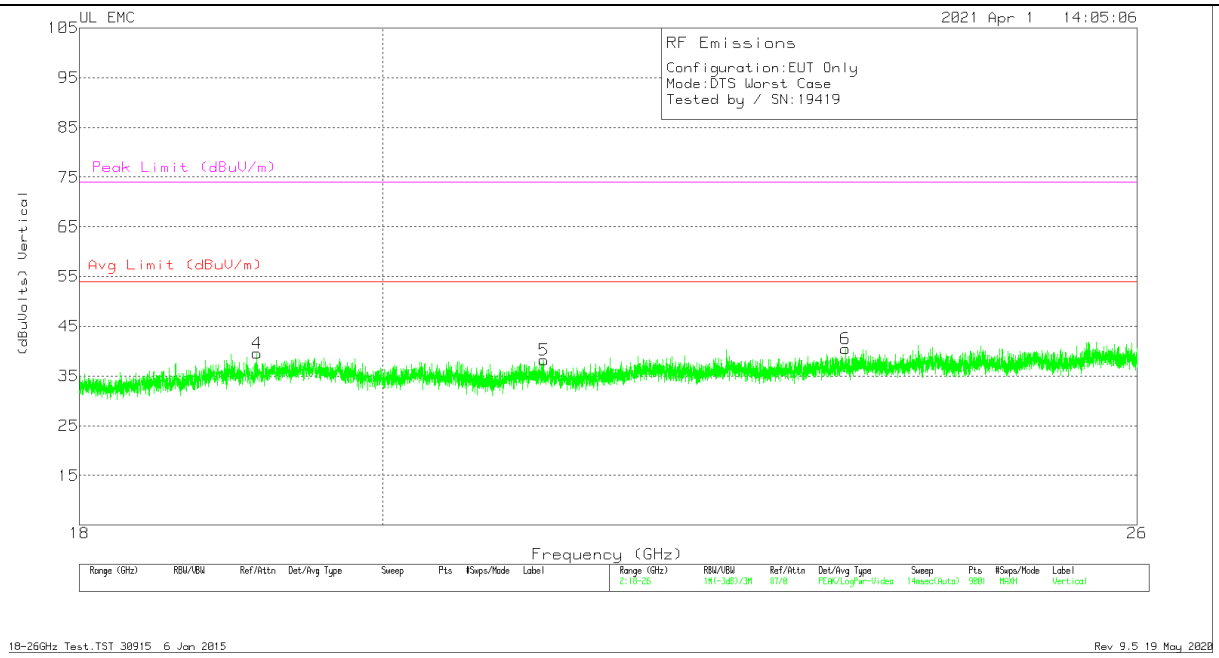

VERTICAL

UL VERIFICATION SERVICES INC.
47173 Benicia Street, Fremont, CA 94538; USA TEL:(510) 319-4000 FAX:(510) 661-0888
This report shall not be reproduced except in full, without the written approval of UL Verification Services Inc.

18 – 26GHz DATA

Marker	Frequency (GHz)	Meter Reading (dBuV)	Det	T125 AF (dB/m)	Amp/Cbl (dB)	Dist Corr (dB)	Corrected Reading (dBuVolts)	Avg Limit (dBuV/m)	Margin (dB)	Peak Limit (dBuV/m)	PK Margin (dB)
1	19.53422	35.53	Pk	32.7	-19.3	-9.5	39.43	54	-14.57	74	-34.57
2	20.25156	37.03	Pk	32.9	-21	-9.5	39.43	54	-14.57	74	-34.57
3	22.57067	35.85	Pk	33.4	-20	-9.5	39.75	54	-14.25	74	-34.25
4	19.14489	35.86	Pk	32.7	-19.5	-9.5	39.56	54	-14.44	74	-34.44
5	21.15289	35.58	Pk	33	-20.9	-9.5	38.18	54	-15.82	74	-35.82
6	23.49333	36.1	Pk	33.9	-20	-9.5	40.5	54	-13.5	74	-33.5

Pk - Peak detector

18-26GHz Test.TST 30915 6 Jan 2015
Rev 9.5 19 May 2020

UL VERIFICATION SERVICES INC.
47173 Benicia Street, Fremont, CA 94538; USA TEL:(510) 319-4000 FAX:(510) 661-0888
This report shall not be reproduced except in full, without the written approval of UL Verification Services Inc.

11. AC POWER LINE CONDUCTED EMISSIONS

LIMITS

FCC §15.207 (a)

RSS-Gen 8.8

Frequency of Emission (MHz)	Conducted Limit (dBµV)	
	Quasi-peak	Average
0.15-0.5	66 to 56 *	56 to 46 *
0.5-5	56	46
5-30	60	50

*Decreases with the logarithm of the frequency.

TEST PROCEDURE

The EUT is placed on a non-conducting table 40 cm from the vertical ground plane and 80 cm above the horizontal ground plane. The EUT is configured in accordance with ANSI C63.10.

The receiver is set to a resolution bandwidth of 9 kHz. Peak detection is used unless otherwise noted as quasi-peak or average.

Line conducted data is recorded for both NEUTRAL and HOT lines.

RESULTS

UL VERIFICATION SERVICES INC.
47173 Benicia Street, Fremont, CA 94538; USA TEL:(510) 319-4000 FAX:(510) 661-0888
This report shall not be reproduced except in full, without the written approval of UL Verification Services Inc.

11.1. AC POWER LINE WITH AC/DC ADAPTER

LINE 1 RESULTS

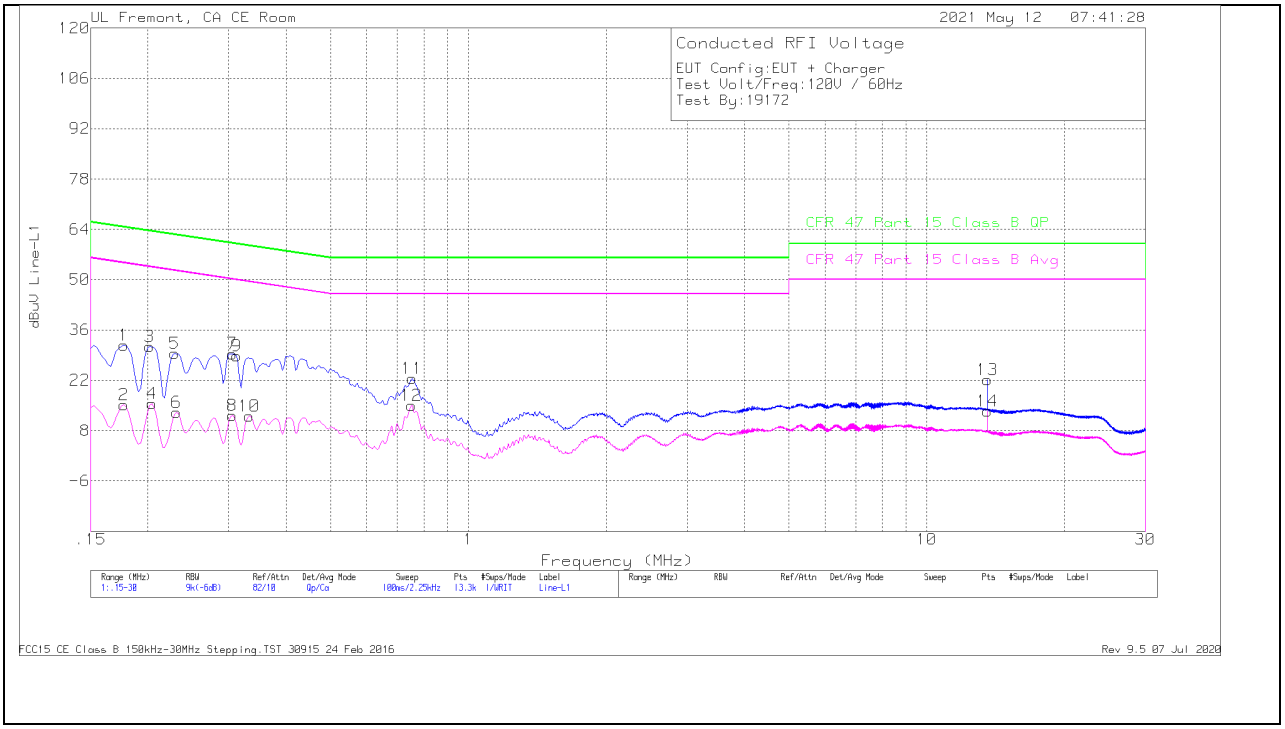

Range 1: Line-L1 .15 - 30MHz

Marker	Frequency (MHz)	Meter Reading (dBuV)	Det	PRE0186446 L1	LC Cables C1&C3 dB	Limiter	Corrected Reading dBuV	CFR 47 Part 15 Class B QP	QP Margin (dB)	CFR 47 Part 15 Class B Avg	Av(CISPR)Margin (dB)
1	.177	21.6	Qp	0	0	10.1	31.7	64.63	-32.93	-	-
2	.177	5.11	Ca	0	0	10.1	15.21	-	-	54.63	-39.42
3	.20175	21.25	Qp	0	0	10.1	31.35	63.54	-32.19	-	-
4	.204	5.36	Ca	0	0	10.1	15.46	-	-	53.45	-37.99
5	.22875	19.33	Qp	0	0	10.1	29.43	62.49	-33.06	-	-
6	.231	3.05	Ca	0	0	10.1	13.15	-	-	52.41	-39.26
7	.30525	19.3	Qp	0	0	10.1	29.4	60.1	-30.7	-	-
8	.30525	2.06	Ca	0	0	10.1	12.16	-	-	50.1	-37.94
9	.312	18.64	Qp	0	0	10.1	28.74	59.92	-31.18	-	-
10	.33225	1.91	Ca	0	0	10.1	12.01	-	-	49.39	-37.38
11	.753	12.36	Qp	0	.1	10.1	22.56	56	-33.44	-	-
12	.75188	4.85	Ca	0	.1	10.1	15.05	-	-	46	-30.95
*13	13.56	11.59	Qp	.1	.2	10.2	22.09	60	-37.91	-	-
*14	13.56	2.95	Ca	.1	.2	10.2	13.45	-	-	50	-36.55

Qp - Quasi-Peak detector
Ca - CISPR average detection
*Indicates UL RFID Signal. Not from device.

FCC15 CE Class B 150kHz-30MHz Stepping.TST 30915 24 Feb 2016
Rev 9.5 07 Jul 2020

UL VERIFICATION SERVICES INC.
47173 Benicia Street, Fremont, CA 94538; USA TEL:(510) 319-4000 FAX:(510) 661-0888
This report shall not be reproduced except in full, without the written approval of UL Verification Services Inc.

LINE 2 RESULTS

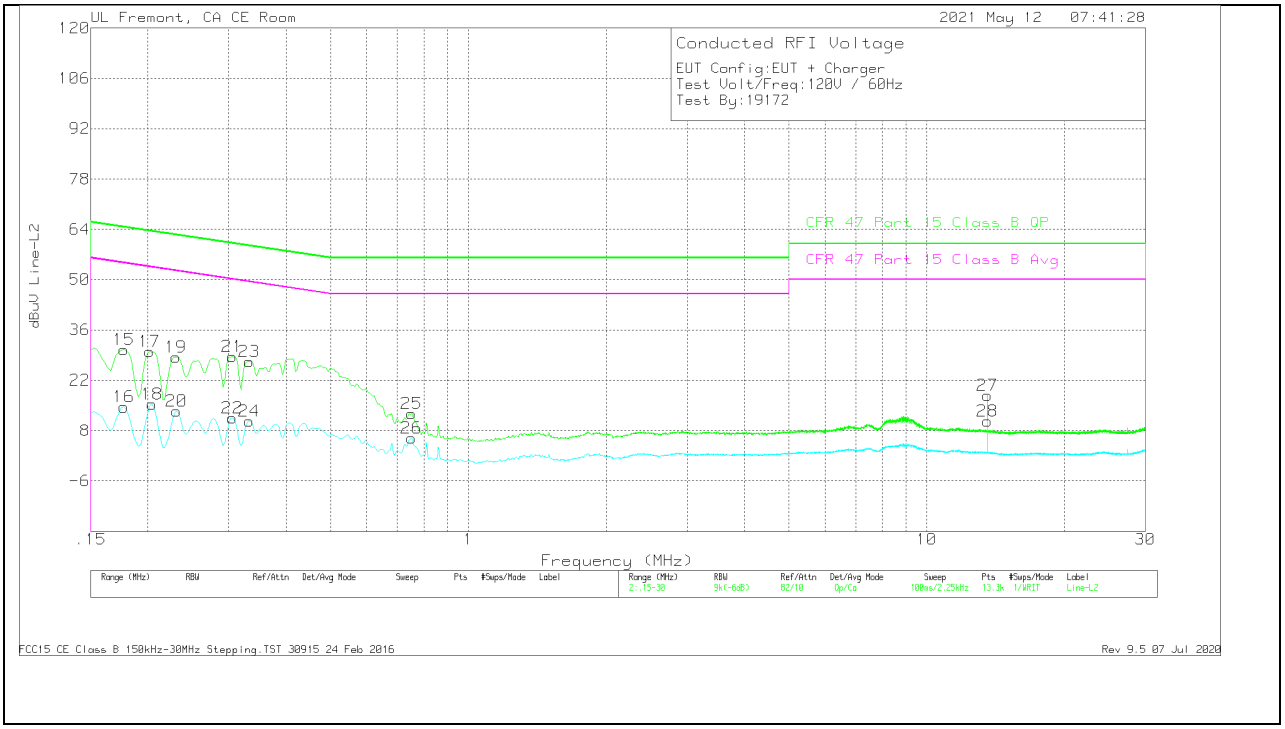

Range 2: Line-L2 .15 - 30MHz

Marker	Frequency (MHz)	Meter Reading (dBuV)	Det	PRE0186446 L2	LC Cables C2&C3 dB	Limiter	Corrected Reading dBuV	CFR 47 Part 15 Class B QP	QP Margin (dB)	CFR 47 Part 15 Class B Avg	Av(CISPR)Margin (dB)
15	.177	20.38	Qp	0	0	10.1	30.48	64.63	-34.15	-	-
16	.177	4.48	Ca	0	0	10.1	14.58	-	-	54.63	-40.05
17	.20175	19.91	Qp	0	0	10.1	30.01	63.54	-33.53	-	-
18	.204	5.22	Ca	0	0	10.1	15.32	-	-	53.45	-38.13
19	.22988	18.34	Qp	0	0	10.1	28.44	62.45	-34.01	-	-
20	.231	3.26	Ca	0	0	10.1	13.36	-	-	52.41	-39.05
21	.30525	18.5	Qp	0	0	10.1	28.6	60.1	-31.5	-	-
22	.30525	1.46	Ca	0	0	10.1	11.56	-	-	50.1	-38.54
23	.33225	17.1	Qp	0	0	10.1	27.2	59.39	-32.19	-	-
24	.33225	.58	Ca	0	0	10.1	10.68	-	-	49.39	-38.71
25	.75075	2.65	Qp	0	0	10.1	12.75	56	-43.25	-	-
26	.75075	-4.24	Ca	0	0	10.1	5.86	-	-	46	-40.14
*27	13.56	7.27	Qp	.1	.2	10.2	17.77	60	-42.23	-	-
*28	13.56	.08	Ca	.1	.2	10.2	10.58	-	-	50	-39.42

Qp - Quasi-Peak detector
Ca - CISPR average detection
*Indicates UL RFID Signal. Not from device.

FCC15 CE Class B 150kHz-30MHz Stepping.TST 30915 24 Feb 2016
Rev 9.5 07 Jul 2020

UL VERIFICATION SERVICES INC.
47173 Benicia Street, Fremont, CA 94538; USA TEL:(510) 319-4000 FAX:(510) 661-0888
This report shall not be reproduced except in full, without the written approval of UL Verification Services Inc.

11.2. AC POWER LINE WITH LAPTOP

LINE 1 RESULTS

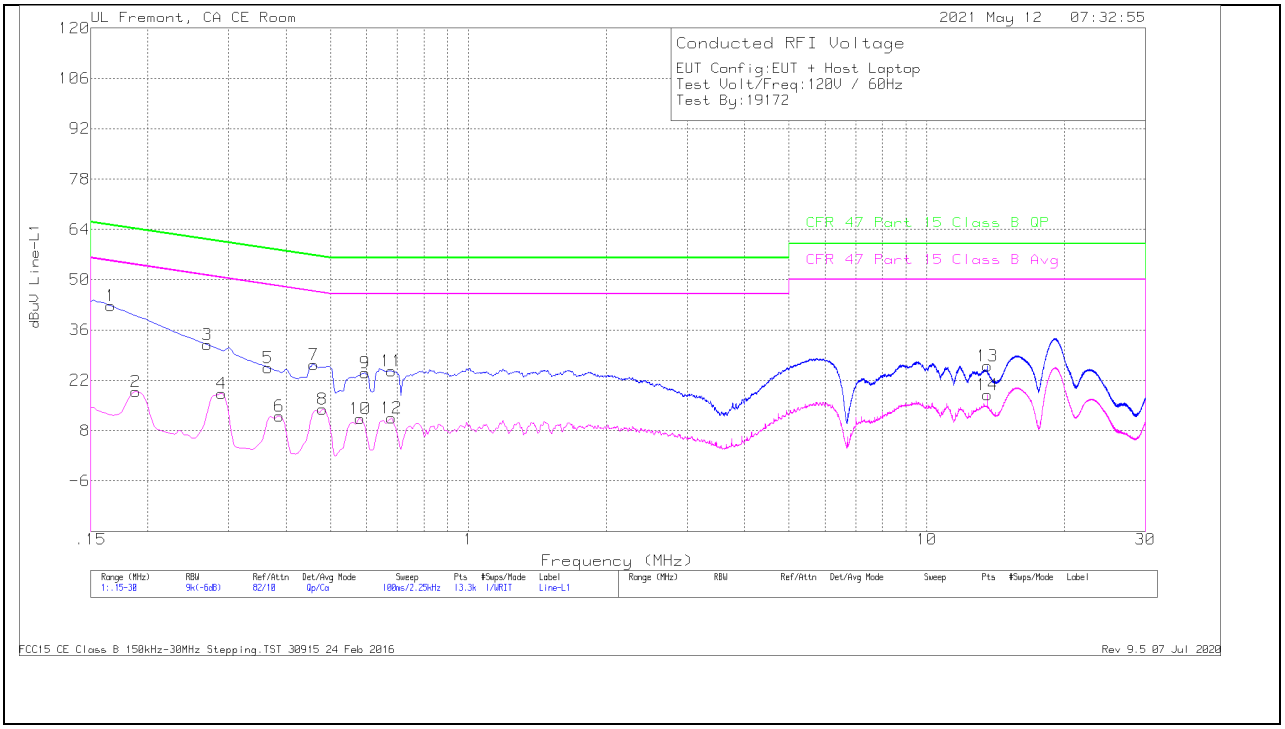

Range 1: Line-L1 .15 - 30MHz

Marker	Frequency (MHz)	Meter Reading (dBuV)	Det	PRE0186446 L1	LC Cables C1&C3 dB	Limiter	Corrected Reading dBuV	CFR 47 Part 15 Class B QP	QP Margin (dB)	CFR 47 Part 15 Class B Avg	Av(CISPR)Margin (dB)
1	.16575	32.61	Qp	0	0	10.1	42.71	65.17	-22.46	-	-
2	.18825	8.73	Ca	0	0	10.1	18.83	-	-	54.11	-35.28
3	.26925	21.81	Qp	0	0	10.1	31.91	61.14	-29.23	-	-
4	.2895	8.24	Ca	0	0	10.1	18.34	-	-	50.54	-32.2
5	.366	15.35	Qp	0	0	10.1	25.45	58.59	-33.14	-	-
6	.38625	2	Ca	0	0	10.1	12.1	-	-	48.14	-36.04
7	.4605	16.23	Qp	0	0	10.1	26.33	56.68	-30.35	-	-
8	.48075	3.86	Ca	0	0	10.1	13.96	-	-	46.33	-32.37
9	.5955	13.96	Qp	0	0	10.1	24.06	56	-31.94	-	-
10	.57975	1.3	Ca	0	0	10.1	11.4	-	-	46	-34.6
11	.67875	14.48	Qp	0	0	10.1	24.58	56	-31.42	-	-
12	.67875	1.41	Ca	0	0	10.1	11.51	-	-	46	-34.49
*13	13.56	15.46	Qp	.1	.2	10.2	25.96	60	-34.04	-	-
*14	13.56	7.46	Ca	.1	.2	10.2	17.96	-	-	50	-32.04

Qp - Quasi-Peak detector
Ca - CISPR average detection
*Indicates UL RFID Signal. Not from device.

FCC15 CE Class B 150kHz-30MHz Stepping.TST 30915 24 Feb 2016
Rev 9.5 07 Jul 2020

UL VERIFICATION SERVICES INC.
47173 Benicia Street, Fremont, CA 94538; USA TEL:(510) 319-4000 FAX:(510) 661-0888
This report shall not be reproduced except in full, without the written approval of UL Verification Services Inc.

LINE 2 RESULTS

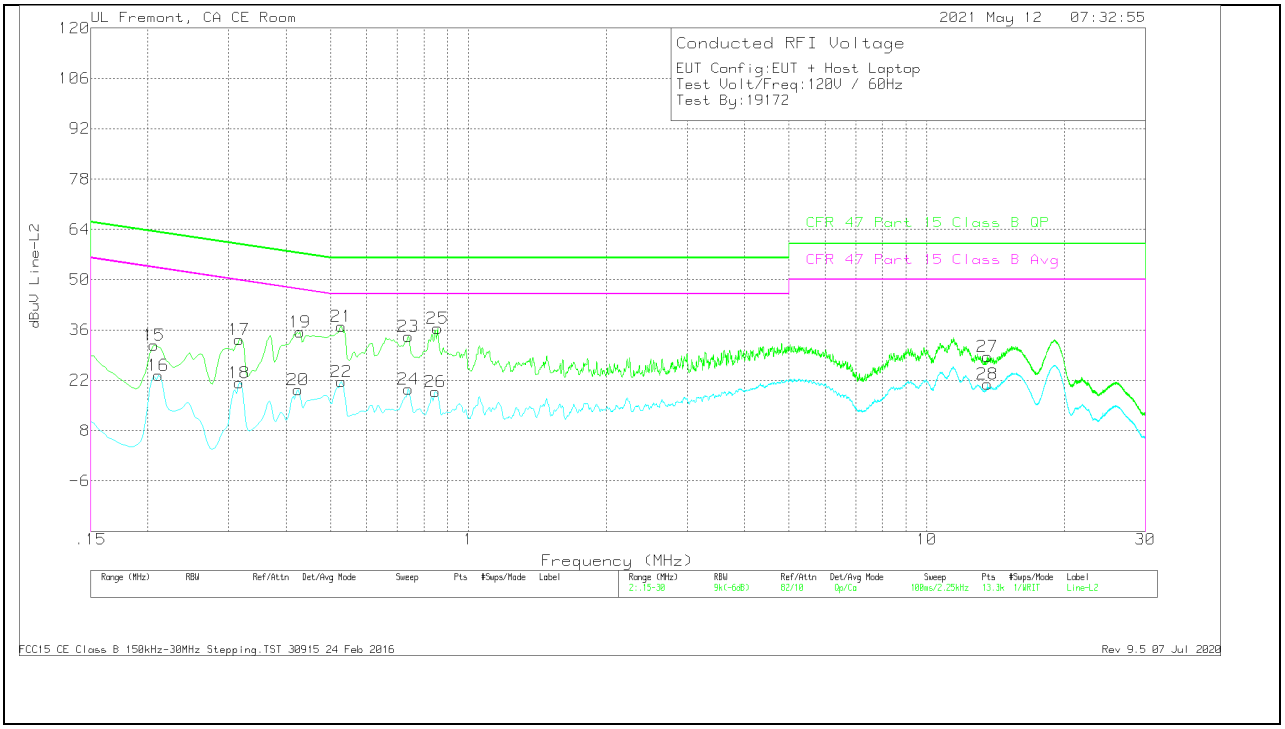

Range 2: Line-L2 .15 - 30MHz

Marker	Frequency (MHz)	Meter Reading (dBuV)	Det	PRE0186446 L2	LC Cables C2&C3 dB	Limiter	Corrected Reading dBuV	CFR 47 Part 15 Class B QP	QP Margin (dB)	CFR 47 Part 15 Class B Avg	Av(CISPR)Margin (dB)
15	.20625	21.69	Qp	0	0	10.1	31.79	63.35	-31.56	-	-
16	.21075	13.22	Ca	0	0	10.1	23.32	-	-	53.18	-29.86
17	.3165	23.17	Qp	0	0	10.1	33.27	59.8	-26.53	-	-
18	.3165	11.25	Ca	0	0	10.1	21.35	-	-	49.8	-28.45
19	.429	25.3	Qp	0	0	10.1	35.4	57.27	-21.87	-	-
20	.4245	9.23	Ca	0	0	10.1	19.33	-	-	47.36	-28.03
21	.528	26.97	Qp	0	0	10.1	37.07	56	-18.93	-	-
22	.528	11.56	Ca	0	0	10.1	21.66	-	-	46	-24.34
23	.7395	24.03	Qp	0	0	10.1	34.13	56	-21.87	-	-
24	.7395	9.44	Ca	0	0	10.1	19.54	-	-	46	-26.46
25	.8565	26.2	Qp	0	.1	10.1	36.4	56	-19.6	-	-
26	.8475	8.71	Ca	0	.1	10.1	18.91	-	-	46	-27.09
*27	13.56	18.08	Qp	.1	.2	10.2	28.58	60	-31.42	-	-
*28	13.56	10.42	Ca	.1	.2	10.2	20.92	-	-	50	-29.08

Qp - Quasi-Peak detector
Ca - CISPR average detection
*Indicates UL RFID Signal. Not from device.

FCC15 CE Class B 150kHz-30MHz Stepping.TST 30915 24 Feb 2016
Rev 9.5 07 Jul 2020

UL VERIFICATION SERVICES INC.
47173 Benicia Street, Fremont, CA 94538; USA TEL:(510) 319-4000 FAX:(510) 661-0888
This report shall not be reproduced except in full, without the written approval of UL Verification Services Inc.

12. SETUP PHOTOS

Please refer to 13573771-EP1V1 for setup photos

END OF TEST REPORT

UL VERIFICATION SERVICES INC.
47173 Benicia Street, Fremont, CA 94538; USA TEL:(510) 319-4000 FAX:(510) 661-0888

This report shall not be reproduced except in full, without the written approval of UL Verification Services Inc.