ANT 3

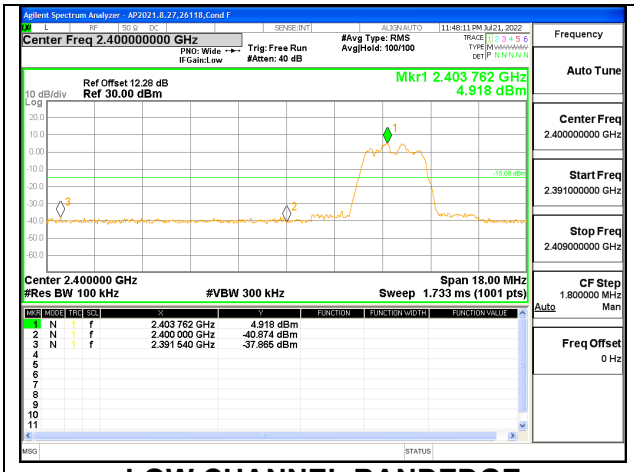

LOW CHANNEL BANDEDGE

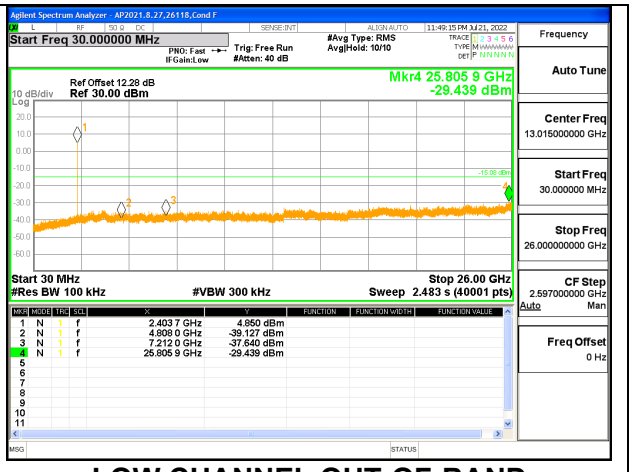

LOW CHANNEL OUT-OF-BAND

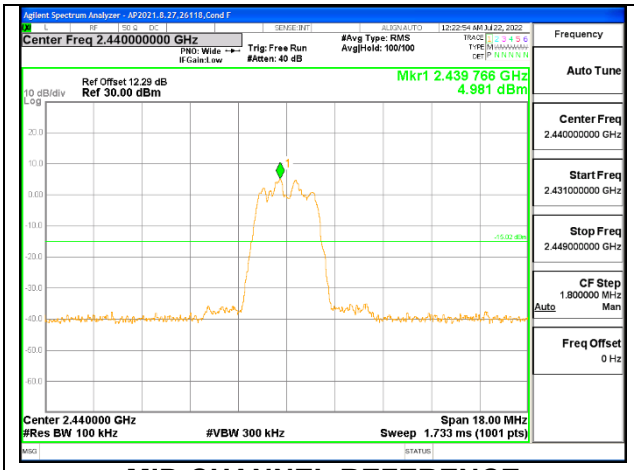

MID CHANNEL REFERENCE

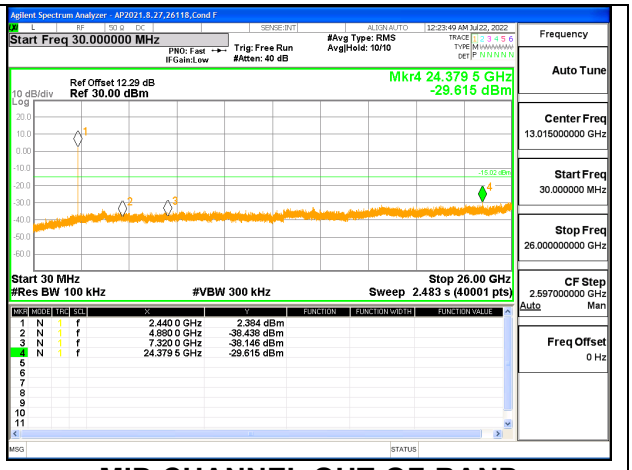

MID CHANNEL OUT-OF-BAND

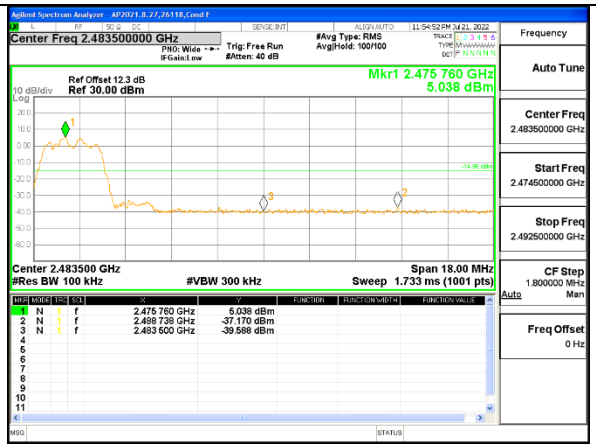

HIGH CHANNEL BANDEDGE

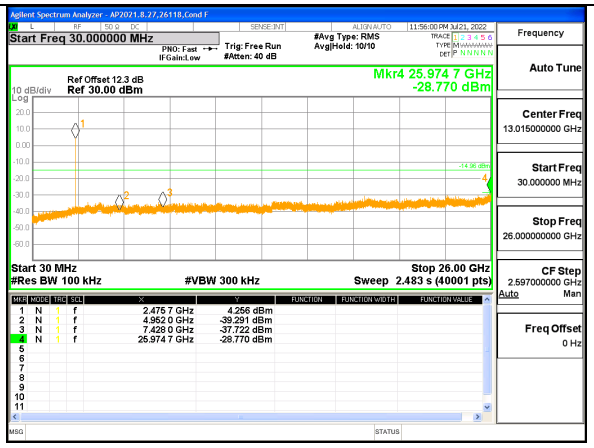

HIGH CHANNEL OUT-OF-BAND

UL LLC.
47173 Benicia Street, Fremont, CA 94538; USA. TEL:(510) 319-4000 FAX:(510) 661-0888

This report shall not be reproduced except in full, without the written approval of UL LLC.

9.7.6. LOW POWER HDR TXBF (HDR4)

ANT 4

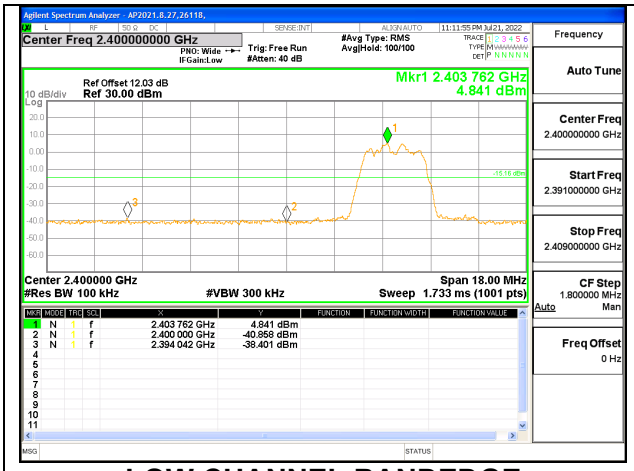

LOW CHANNEL BANDEDGE

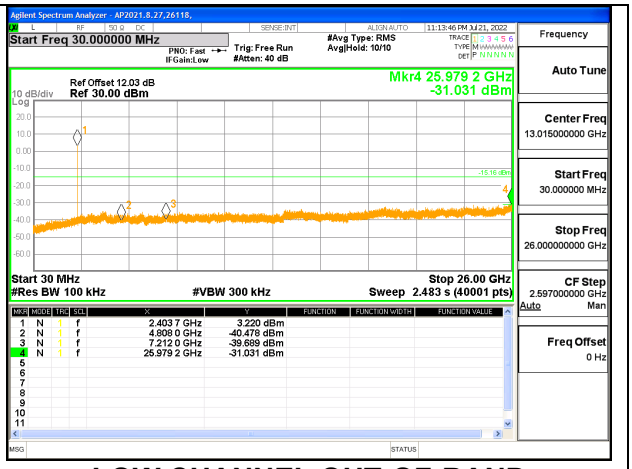

LOW CHANNEL OUT-OF-BAND

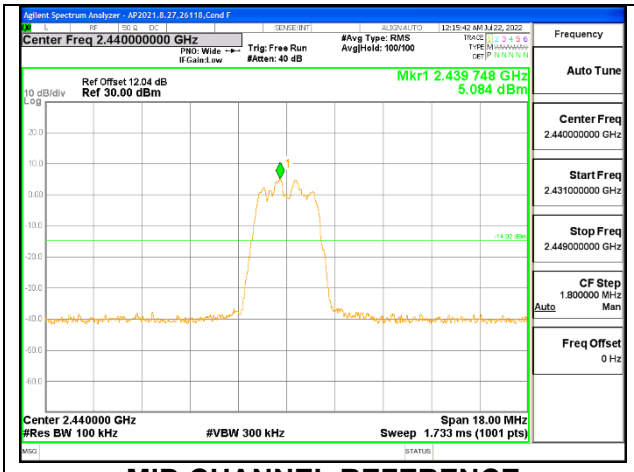

MID CHANNEL REFERENCE

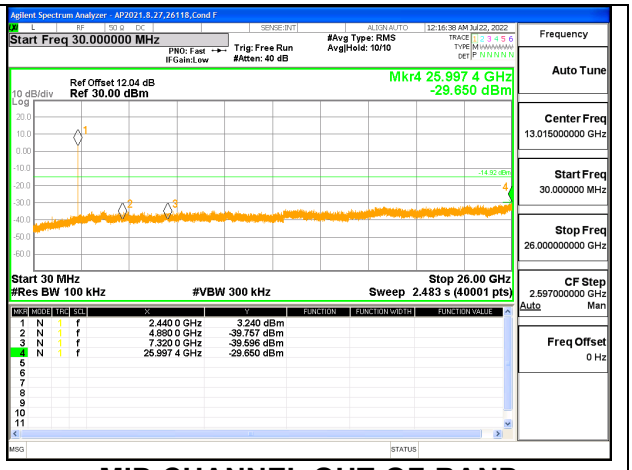

MID CHANNEL OUT-OF-BAND

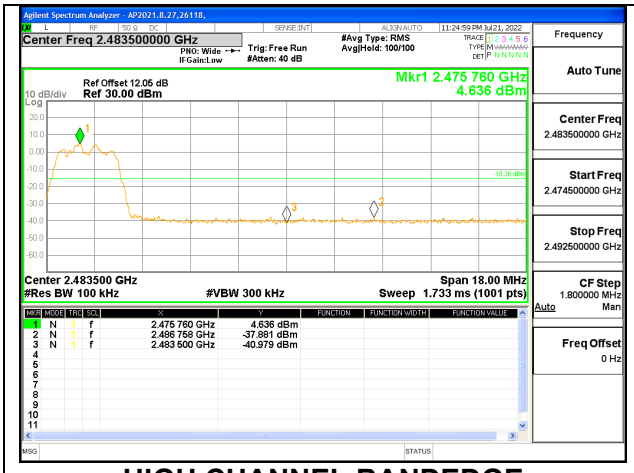

HIGH CHANNEL BANDEDGE

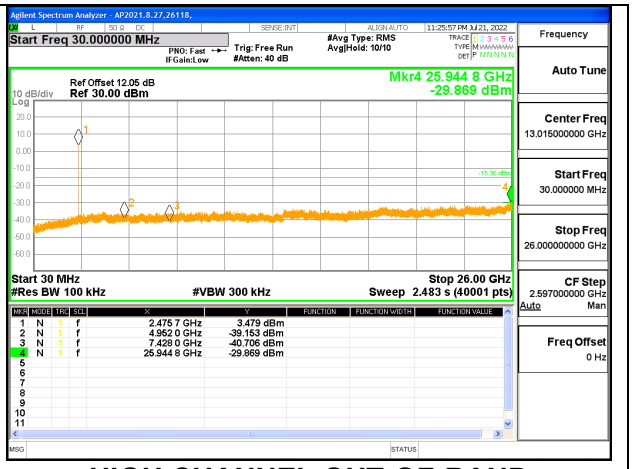

HIGH CHANNEL OUT-OF-BAND

UL LLC.
47173 Benicia Street, Fremont, CA 94538; USA. TEL:(510) 319-4000 FAX:(510) 661-0888

This report shall not be reproduced except in full, without the written approval of UL LLC.

ANT 3

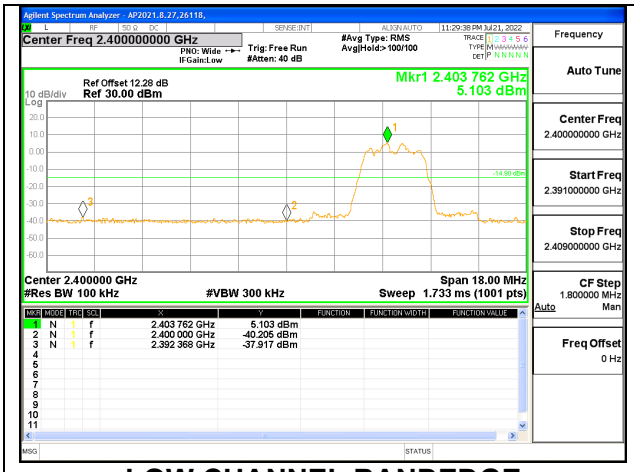

LOW CHANNEL BANDEDGE

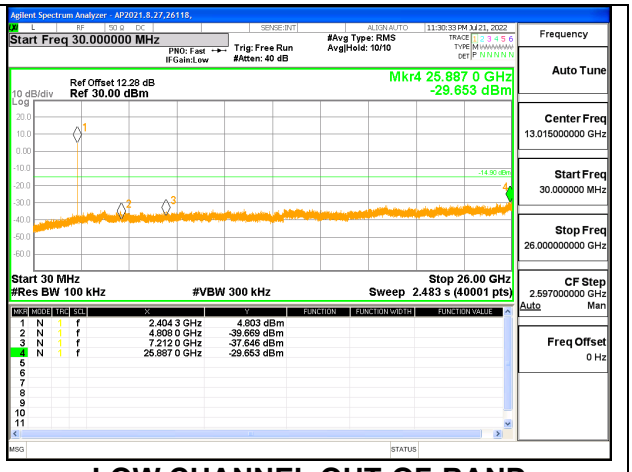

LOW CHANNEL OUT-OF-BAND

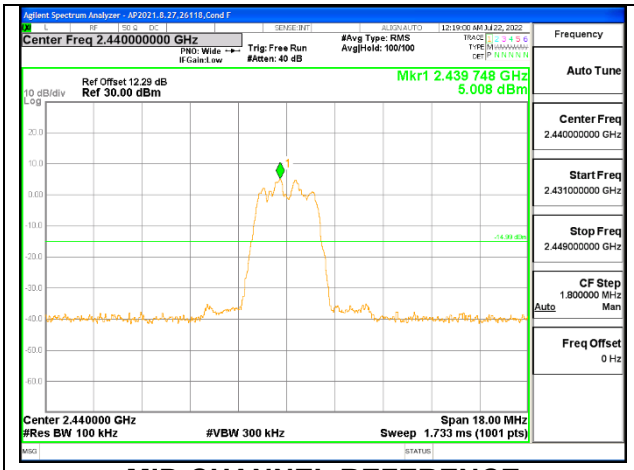

MID CHANNEL REFERENCE

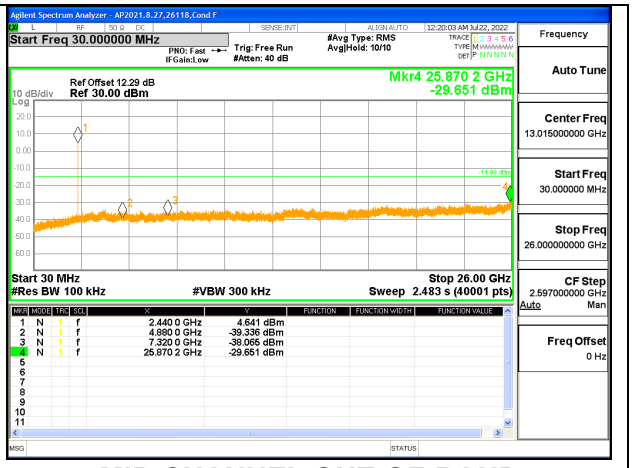

MID CHANNEL OUT-OF-BAND

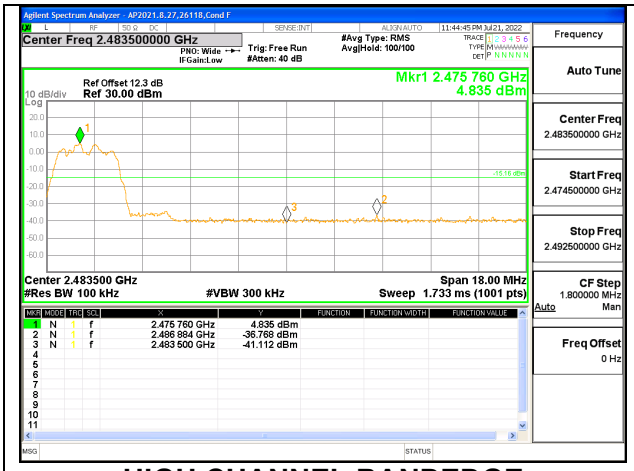

HIGH CHANNEL BANDEDGE

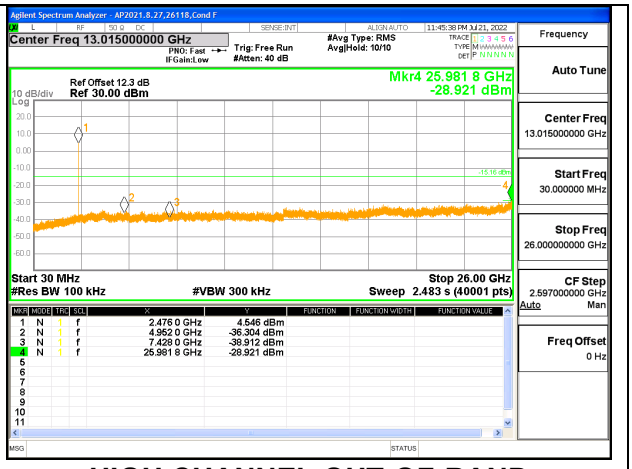

HIGH CHANNEL OUT-OF-BAND

UL LLC.
47173 Benicia Street, Fremont, CA 94538; USA. TEL:(510) 319-4000 FAX:(510) 661-0888

This report shall not be reproduced except in full, without the written approval of UL LLC.

9.7.7. LOW POWER HDR (HDR8)

ANT 4

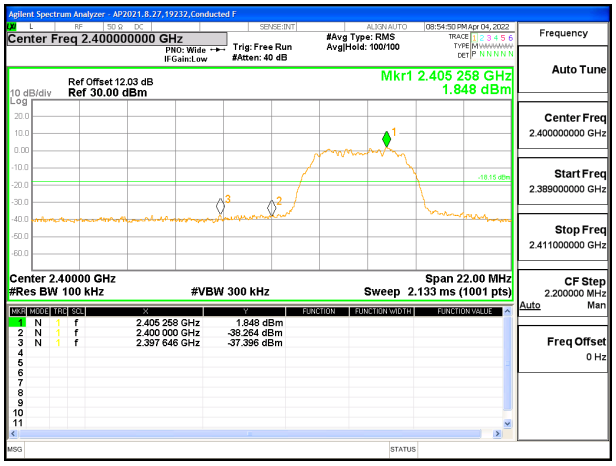

LOW CHANNEL BANDEDGE

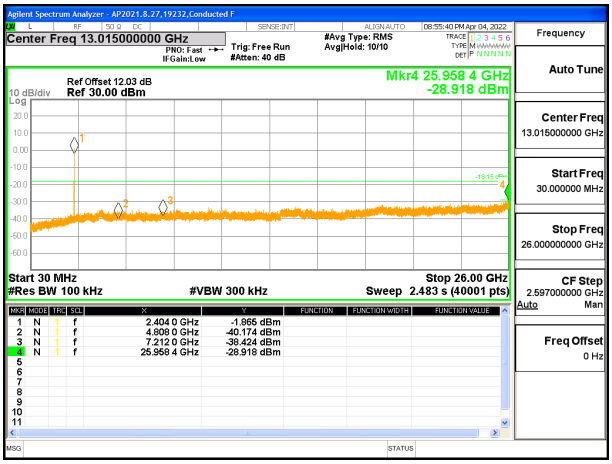

LOW CHANNEL OUT-OF-BAND

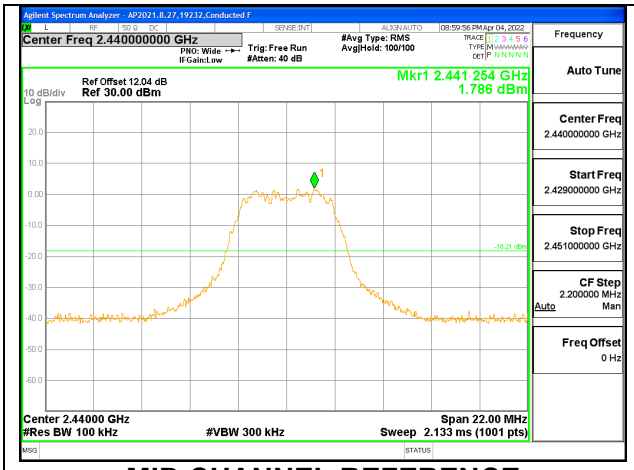

MID CHANNEL REFERENCE

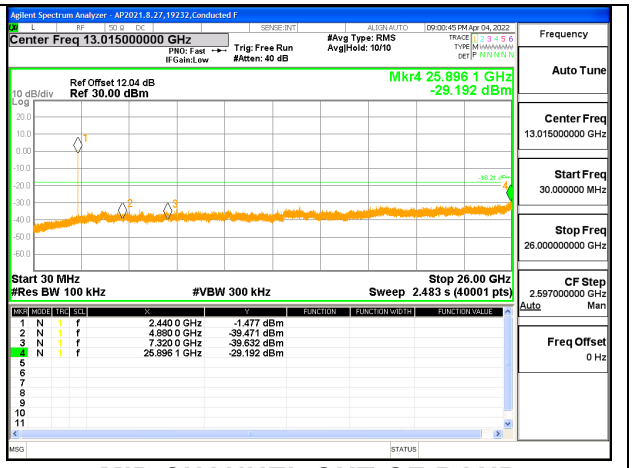

MID CHANNEL OUT-OF-BAND

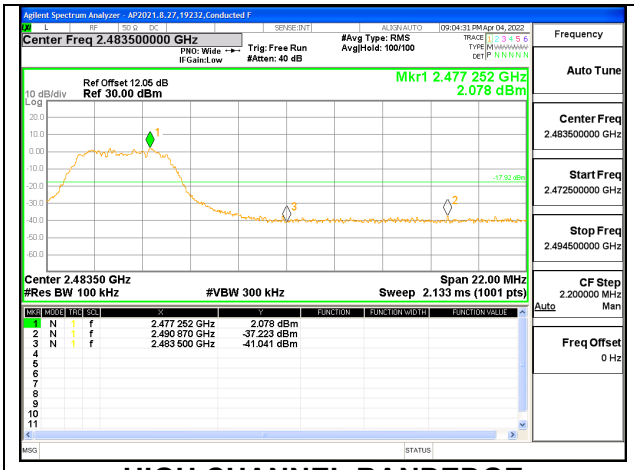

HIGH CHANNEL BANDEDGE

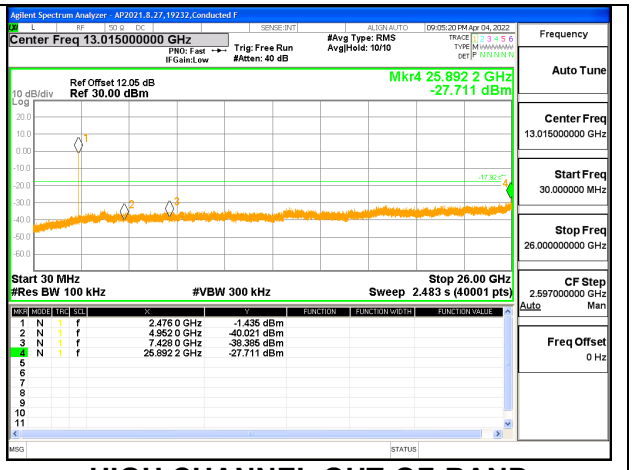

HIGH CHANNEL OUT-OF-BAND

UL LLC.
47173 Benicia Street, Fremont, CA 94538; USA. TEL:(510) 319-4000 FAX:(510) 661-0888

This report shall not be reproduced except in full, without the written approval of UL LLC.

ANT 3

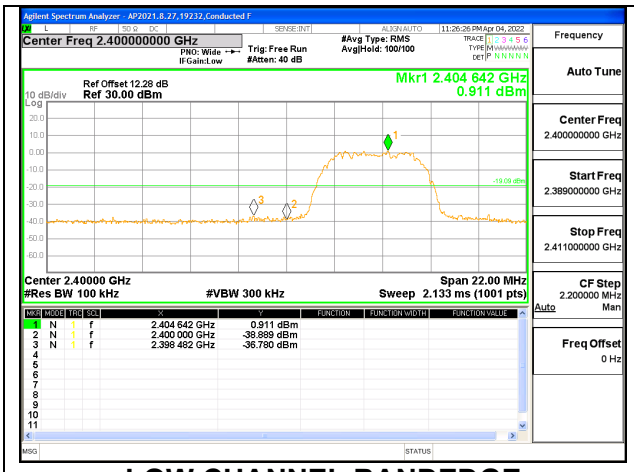

LOW CHANNEL BANDEDGE

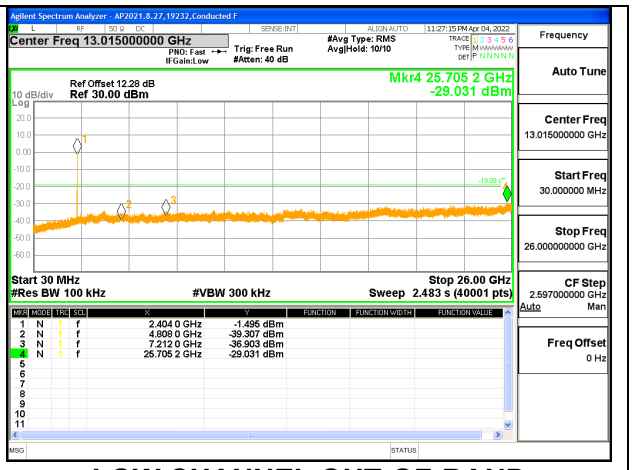

LOW CHANNEL OUT-OF-BAND

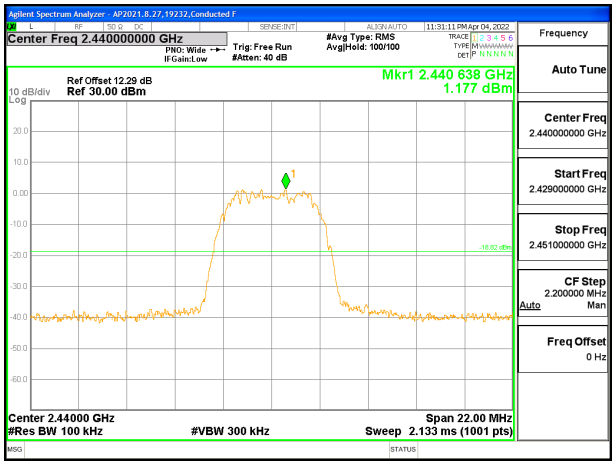

MID CHANNEL REFERENCE

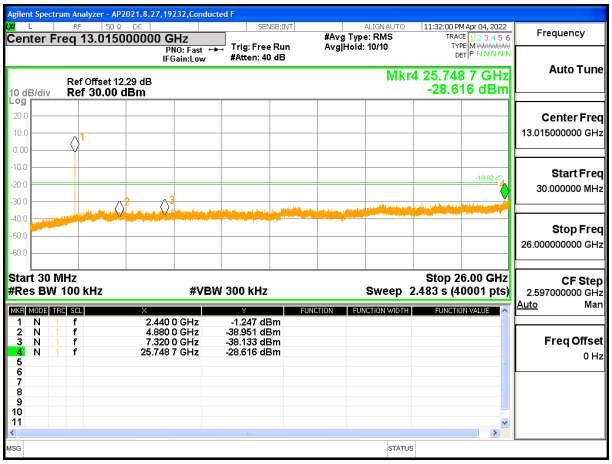

MID CHANNEL OUT-OF-BAND

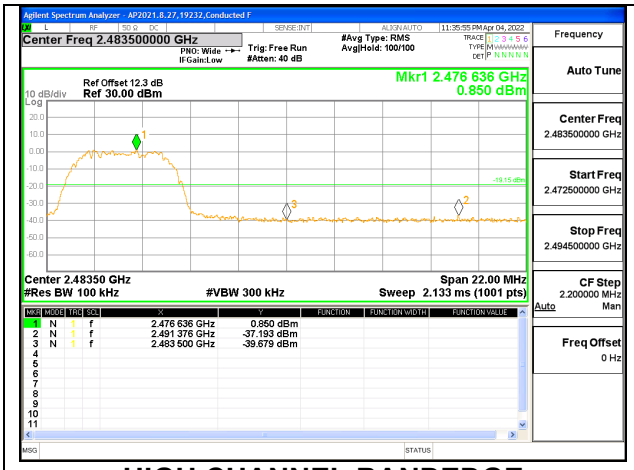

HIGH CHANNEL BANDEDGE

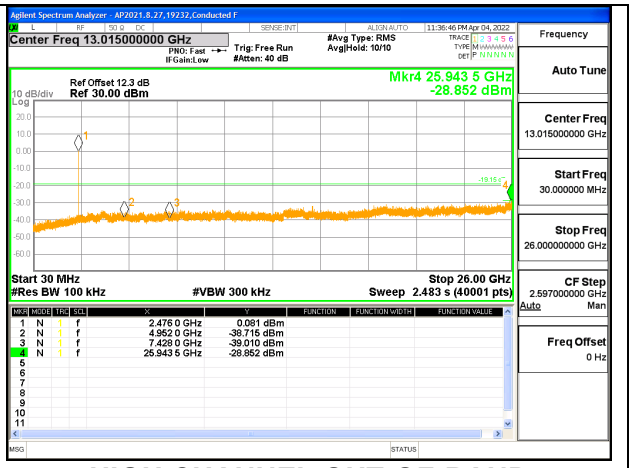

HIGH CHANNEL OUT-OF-BAND

UL LLC.
47173 Benicia Street, Fremont, CA 94538; USA. TEL:(510) 319-4000 FAX:(510) 661-0888

This report shall not be reproduced except in full, without the written approval of UL LLC.

9.7.8. LOW POWER HDR TXBF (HDR8)

ANT 4

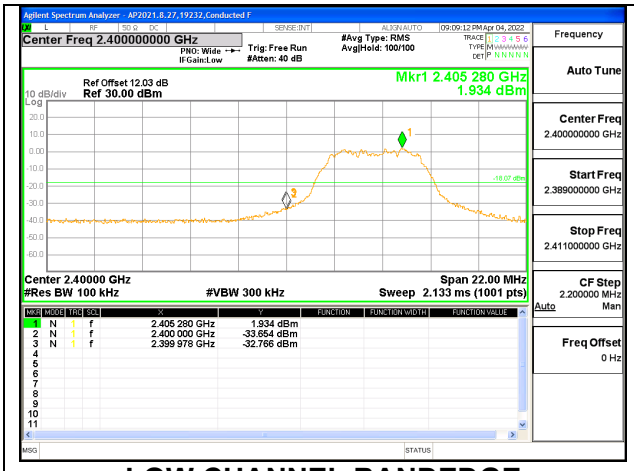

LOW CHANNEL BANDEDGE

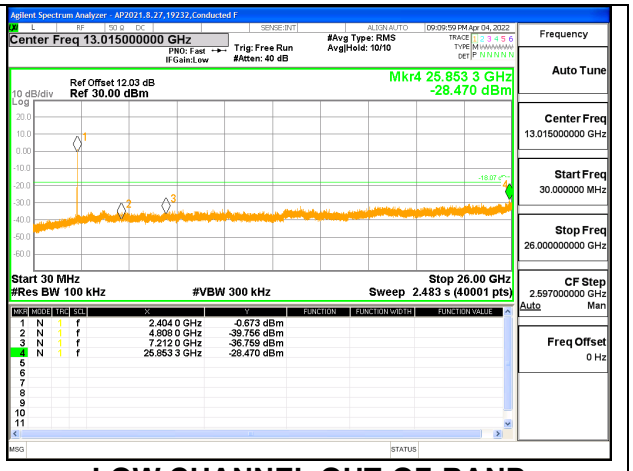

LOW CHANNEL OUT-OF-BAND

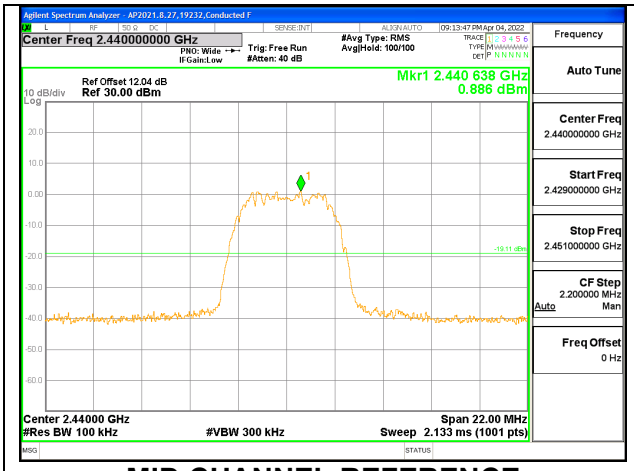

MID CHANNEL REFERENCE

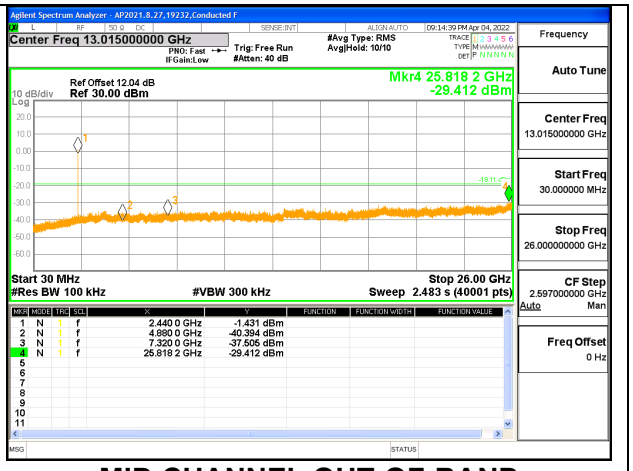

MID CHANNEL OUT-OF-BAND

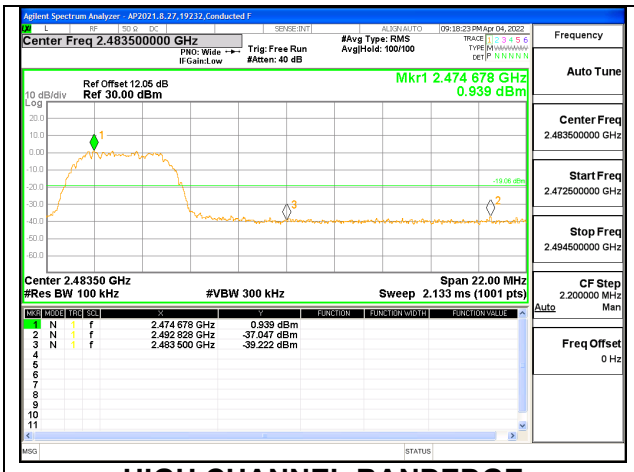

HIGH CHANNEL BANDEDGE

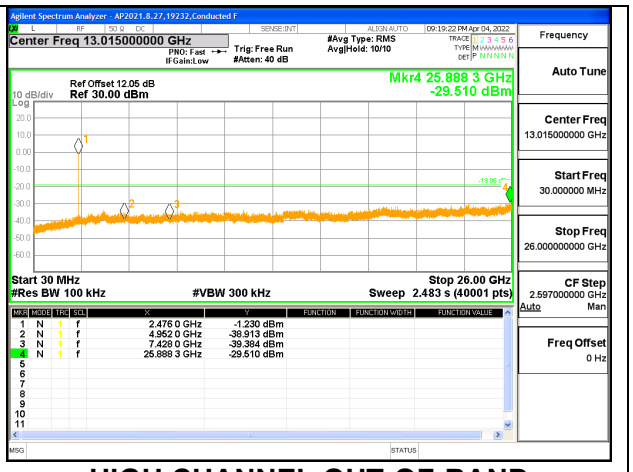

HIGH CHANNEL OUT-OF-BAND

UL LLC.
47173 Benicia Street, Fremont, CA 94538; USA. TEL:(510) 319-4000 FAX:(510) 661-0888

This report shall not be reproduced except in full, without the written approval of UL LLC.

ANT 3

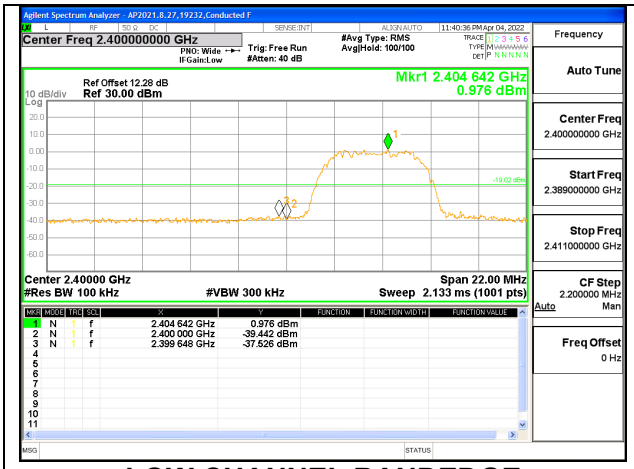

LOW CHANNEL BANDEDGE

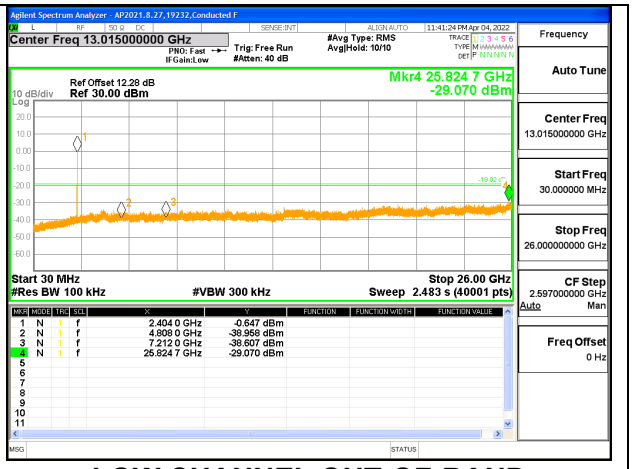

LOW CHANNEL OUT-OF-BAND

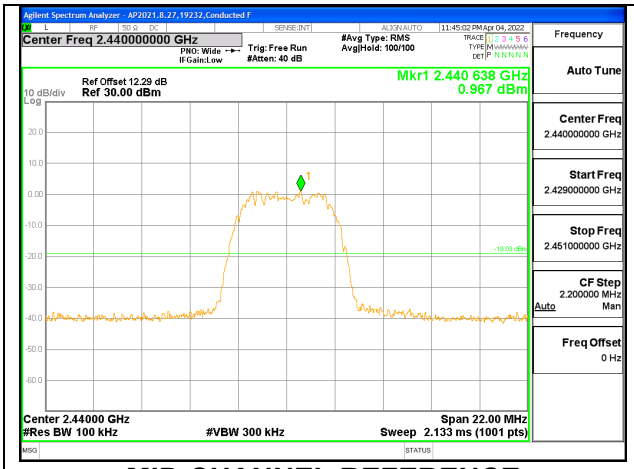

MID CHANNEL REFERENCE

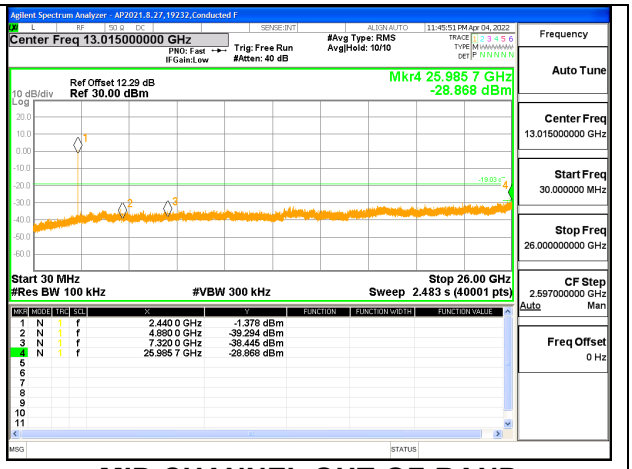

MID CHANNEL OUT-OF-BAND

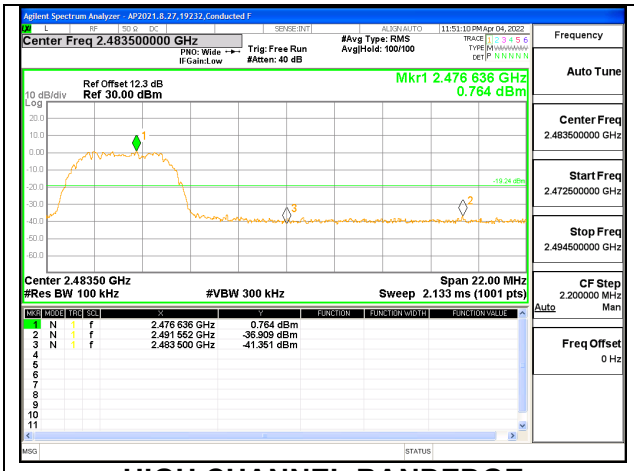

HIGH CHANNEL BANDEDGE

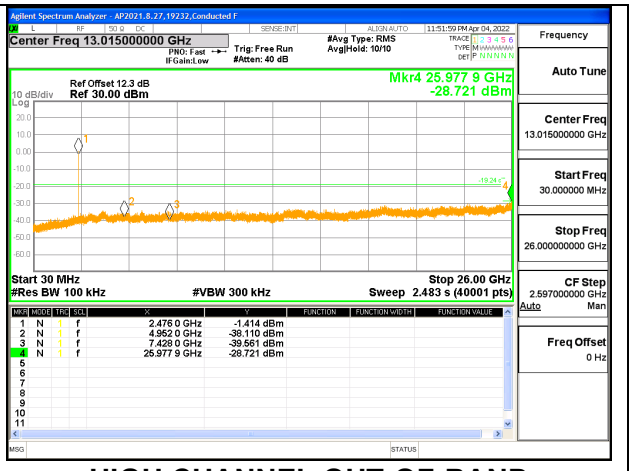

HIGH CHANNEL OUT-OF-BAND

UL LLC.
47173 Benicia Street, Fremont, CA 94538; USA. TEL:(510) 319-4000 FAX:(510) 661-0888

This report shall not be reproduced except in full, without the written approval of UL LLC.

10. RADIATED TEST RESULTS

10.1. LIMITS AND PROCEDURE

LIMITS

FCC §15.205 and §15.209
RSS-GEN, Section 8.9 and 8.10.

Frequency Range (MHz)	Field Strength Limit (uV/m) at 3 m	Field Strength Limit (dBuV/m) at 3 m
0.009-0.490	2400/F(kHz) @ 300 m	-
0.490-1.705	24000/F(kHz) @ 30 m	-
1.705 - 30	30 @ 30m	-
30 - 88	100	40
88 - 216	150	43.5
216 - 960	200	46
Above 960	500	54

TEST PROCEDURE

The EUT is placed on a non-conducting table 80 cm above the ground plane for measurement below 1GHz; 1.5 m above the ground plane for measurement above 1GHz. The antenna to EUT distance is 3 meters. The EUT is configured in accordance with ANSI C63.10. The EUT is set to transmit in a continuous mode.

For measurements below 1 GHz the resolution bandwidth is set to 100 kHz for peak detection measurements or 120 kHz for quasi-peak detection measurements. Peak detection is used unless otherwise noted as quasi-peak.

For pre-scans above 1 GHz the resolution bandwidth is set to 1 MHz; the video bandwidth is set to 30 KHz for peak measurements.

For final measurements above 1 GHz the resolution bandwidth is set to 1 MHz; the video bandwidth is set to 3 MHz for peak measurements and as applicable for average measurements.

The spectrum from 1 GHz to 18 GHz is investigated with the transmitter set to the lowest, middle, and highest channels in each applicable band. Below 1GHz and above 18GHz emissions, the channel with the highest output power was tested.

The frequency range of interest is monitored at a fixed antenna height and EUT azimuth. The EUT is rotated through 360 degrees to maximize emissions received. The antenna is scanned from 1 to 4 meters above the ground plane to further maximize the emission. Measurements are made with the antenna polarized in both the vertical and the horizontal positions.

UL LLC.
47173 Benicia Street, Fremont, CA 94538; USA. TEL:(510) 319-4000 FAX:(510) 661-0888
This report shall not be reproduced except in full, without the written approval of UL LLC.

Note: The limits in CFR 47, Part 15, Subpart C, paragraph 15.209(a), are identical to those in RSS-Gen section 8.9, Table 6, since the measurements are performed in terms of magnetic field strength and converted to electric field strength levels (as report in the table) using free space impedance of 377 Ohms. For example, the measurement at frequency X kHz resulted in a level of Y dBuV/m, which is equivalent to Y-51.5 = Z dBuA/m, which has the same margin, W dB to the corresponding RSS-Gen Table 6 limit as it has to 15.209(a) limit.
In addition:

KDB 414788 Open Field Site(OFS) and Chamber Correlation Justification

Base on FCC 15.31 (f) (2): measurements may be performed at a distance closer than that specified in the regulations; however, an attempt should be made to avoid making measurements in the near field.

OFS and chamber correlation testing had been performed and chamber measured test result is the worst case test result.

RESULTS:

UL LLC.
47173 Benicia Street, Fremont, CA 94538; USA. TEL:(510) 319-4000 FAX:(510) 661-0888
This report shall not be reproduced except in full, without the written approval of UL LLC.

10.2. TRANSMITTER ABOVE 1 GHz

10.2.1. HIGH POWER HDR (HDR4)

ANT 4

BANDEDGE (LOW CHANNEL)

HORIZONTAL RESULT

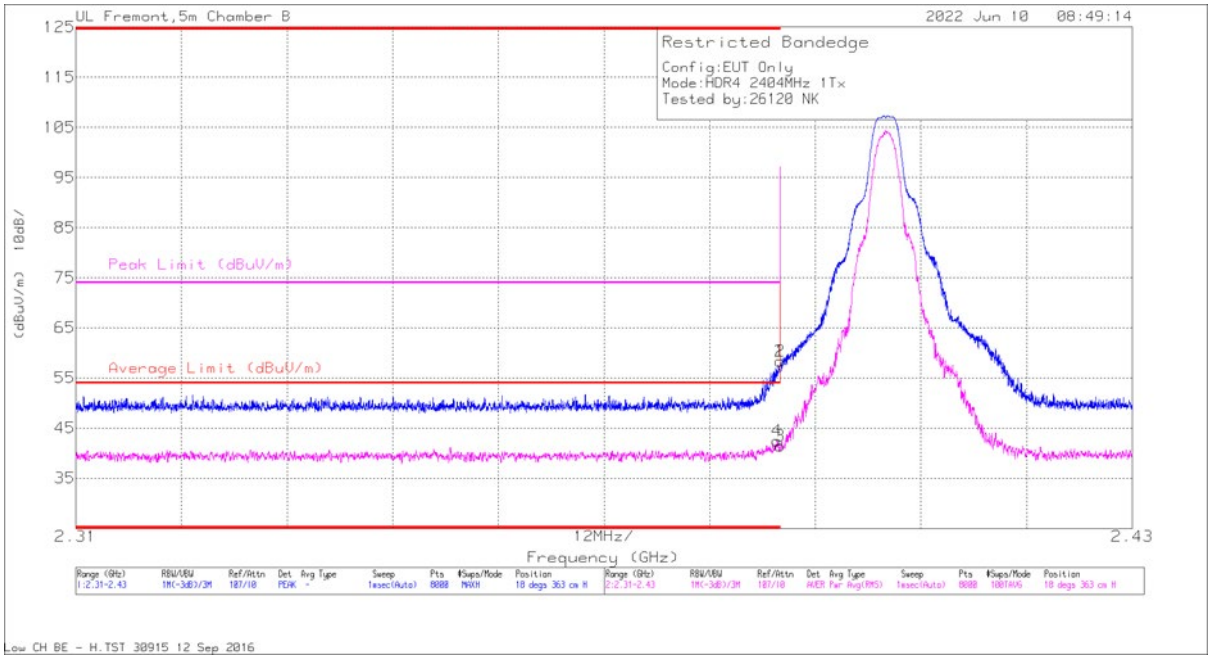

Marker	Frequency (GHz)	Meter Reading (dBuV)	Det	81886 ACF (dB)	Amp/Cbl/Fltr/Pad (dB)	Corrected Reading (dBuV/m)	Average Limit (dBuV/m)	Margin (dB)	Peak Limit (dBuV/m)	PK Margin (dB)	Azimuth (Degs)	Height (cm)	Polarity
1	* 2.39	50.96	Pk	32.2	-24.8	58.36	-	-	74	-15.64	18	363	H
2	* 2.389991	50.97	Pk	32.2	-24.8	58.37	-	-	74	-15.63	18	363	H
3	* 2.39	34.08	RMS	32.2	-24.8	41.48	54	-12.52	-	-	18	363	H
4	* 2.389661	35.1	RMS	32.2	-24.8	42.5	54	-11.5	-	-	18	363	H

* - indicates frequency in CFR47 Pt 15 / IC RSS-Restricted Band
Pk - Peak detector
RMS - RMS detection

UL LLC.
47173 Benicia Street, Fremont, CA 94538; USA. TEL:(510) 319-4000 FAX:(510) 661-0888
This report shall not be reproduced except in full, without the written approval of UL LLC.

VERTICAL RESULT

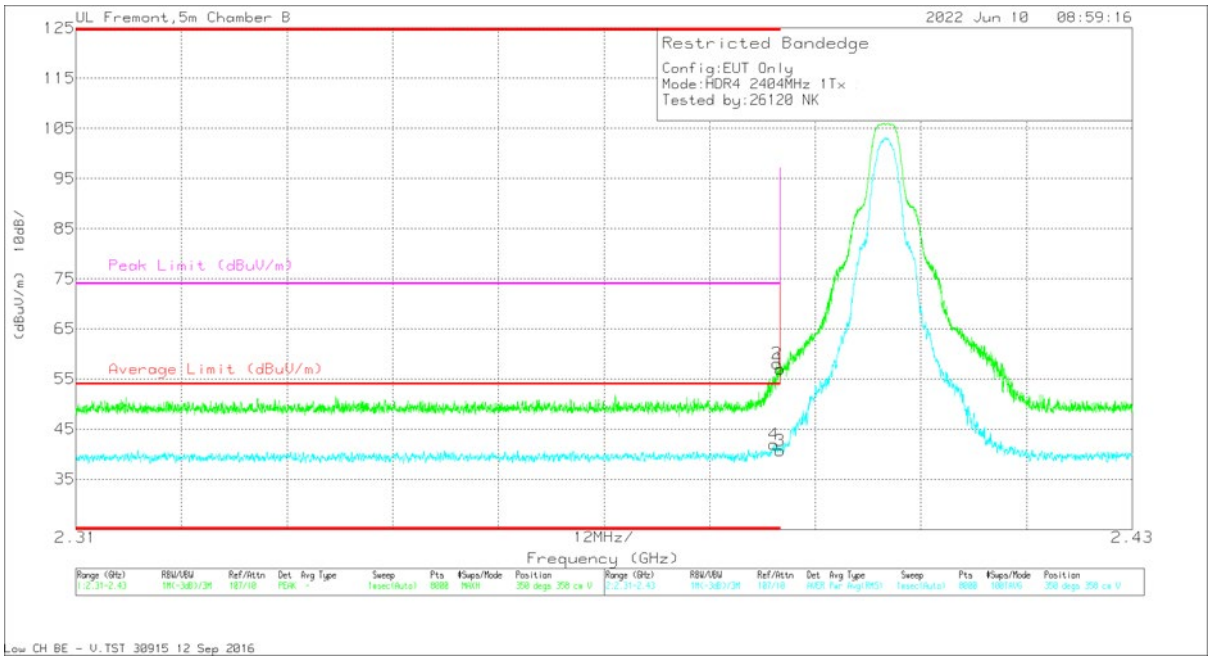

Marker	Frequency (GHz)	Meter Reading (dBuV)	Det	81886 ACF (dB)	Amp/Cbl/Fltr/Pad (dB)	Corrected Reading (dBuV/m)	Average Limit (dBuV/m)	Margin (dB)	Peak Limit (dBuV/m)	PK Margin (dB)	Azimuth (Degs)	Height (cm)	Polarity
1	* 2.39	49.59	Pk	32.2	-24.8	56.99	-	-	74	-17.01	350	358	V
2	* 2.389631	50.69	Pk	32.2	-24.8	58.09	-	-	74	-15.91	350	358	V
3	* 2.39	33.35	RMS	32.2	-24.8	40.75	54	-13.25	-	-	350	358	V
4	* 2.389271	34.62	RMS	32.2	-24.8	42.02	54	-11.98	-	-	350	358	V

* - indicates frequency in CFR47 Pt 15 / IC RSS-Restricted Band
Pk - Peak detector
RMS - RMS detection

UL LLC.
47173 Benicia Street, Fremont, CA 94538; USA. TEL:(510) 319-4000 FAX:(510) 661-0888
This report shall not be reproduced except in full, without the written approval of UL LLC.

BANDEDGE (HIGH CHANNEL)

HORIZONTAL RESULT

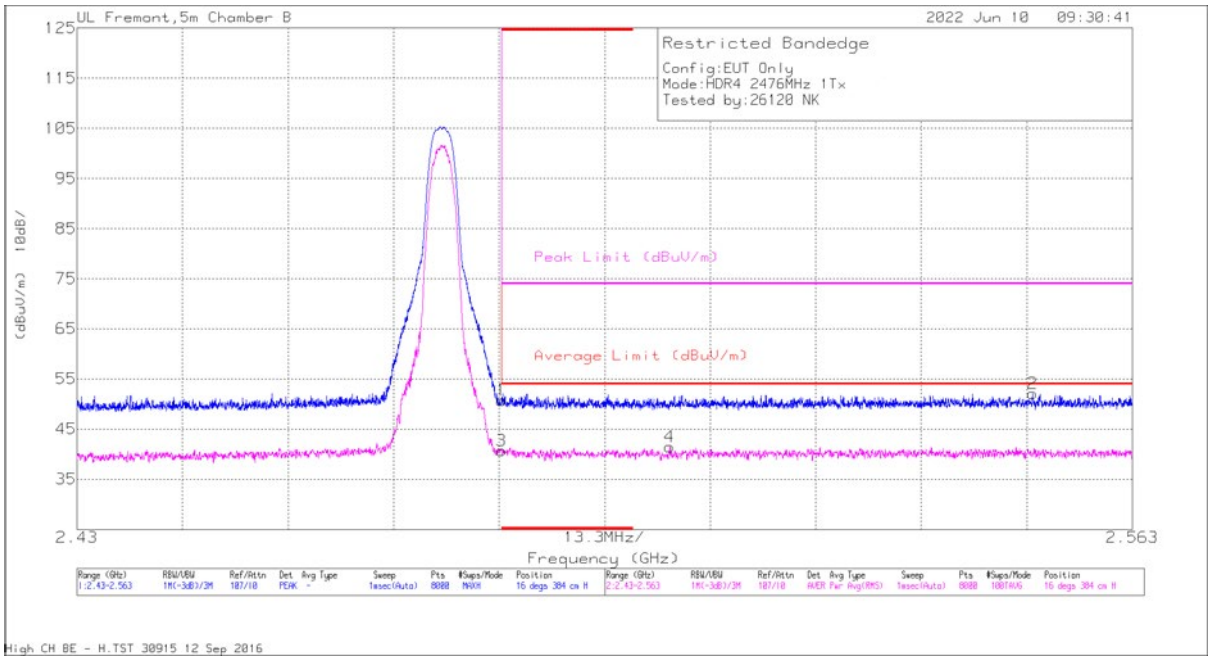

Marker	Frequency (GHz)	Meter Reading (dBuV)	Det	81886 ACF (dB)	Amp/Cbl/Fltr/Pad (dB)	Corrected Reading (dBuV/m)	Average Limit (dBuV/m)	Margin (dB)	Peak Limit (dBuV/m)	PK Margin (dB)	Azimuth (Degs)	Height (cm)	Polarity
1	* 2.4835	42.98	Pk	32.6	-24.8	50.78	-	-	74	-23.22	16	384	H
3	* 2.4835	32.92	RMS	32.6	-24.8	40.72	54	-13.28	-	-	16	384	H
4	2.504705	33.54	RMS	32.7	-24.8	41.44	54	-12.56	-	-	16	384	H
2	2.550413	43.98	Pk	32.8	-24.7	52.08	-	-	74	-21.92	16	384	H

* - indicates frequency in CFR47 Pt 15 / IC RSS-Restricted Band
Pk - Peak detector
RMS - RMS detection

UL LLC.
47173 Benicia Street, Fremont, CA 94538; USA. TEL:(510) 319-4000 FAX:(510) 661-0888
This report shall not be reproduced except in full, without the written approval of UL LLC.

VERTICAL RESULT

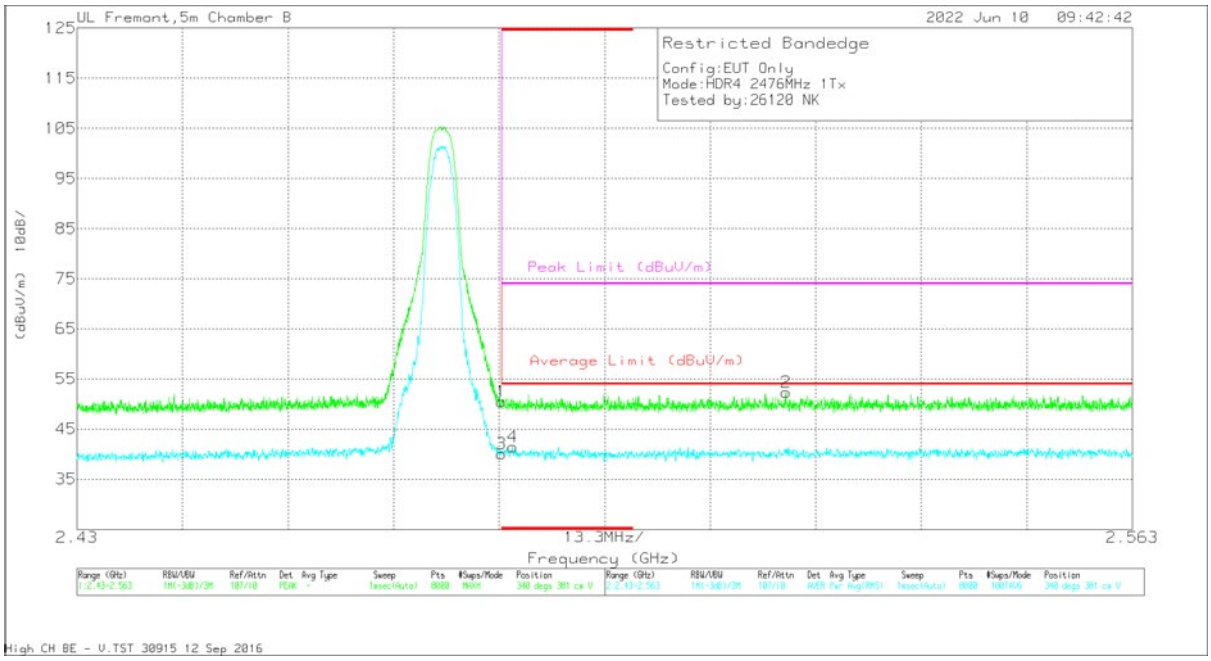

Marker	Frequency (GHz)	Meter Reading (dBuV)	Det	81886 ACF (dB)	Amp/Cbl/Fltr/Pad (dB)	Corrected Reading (dBuV/m)	Average Limit (dBuV/m)	Margin (dB)	Peak Limit (dBuV/m)	PK Margin (dB)	Azimuth (Degs)	Height (cm)	Polarity
1	* 2.4835	42.67	Pk	32.6	-24.8	50.47	-	-	74	-23.53	340	381	V
3	* 2.4835	32.32	RMS	32.6	-24.8	40.12	54	-13.88	-	-	340	381	V
4	* 2.484886	33.65	RMS	32.6	-24.8	41.45	54	-12.55	-	-	340	381	V
2	2.519337	44.29	Pk	32.7	-24.7	52.29	-	-	74	-21.71	340	381	V

* - indicates frequency in CFR47 Pt 15 / IC RSS-Restricted Band
Pk - Peak detector
RMS - RMS detection

UL LLC.
47173 Benicia Street, Fremont, CA 94538; USA. TEL:(510) 319-4000 FAX:(510) 661-0888
This report shall not be reproduced except in full, without the written approval of UL LLC.

ANT 3

BANDEDGE (LOW CHANNEL)

HORIZONTAL RESULT

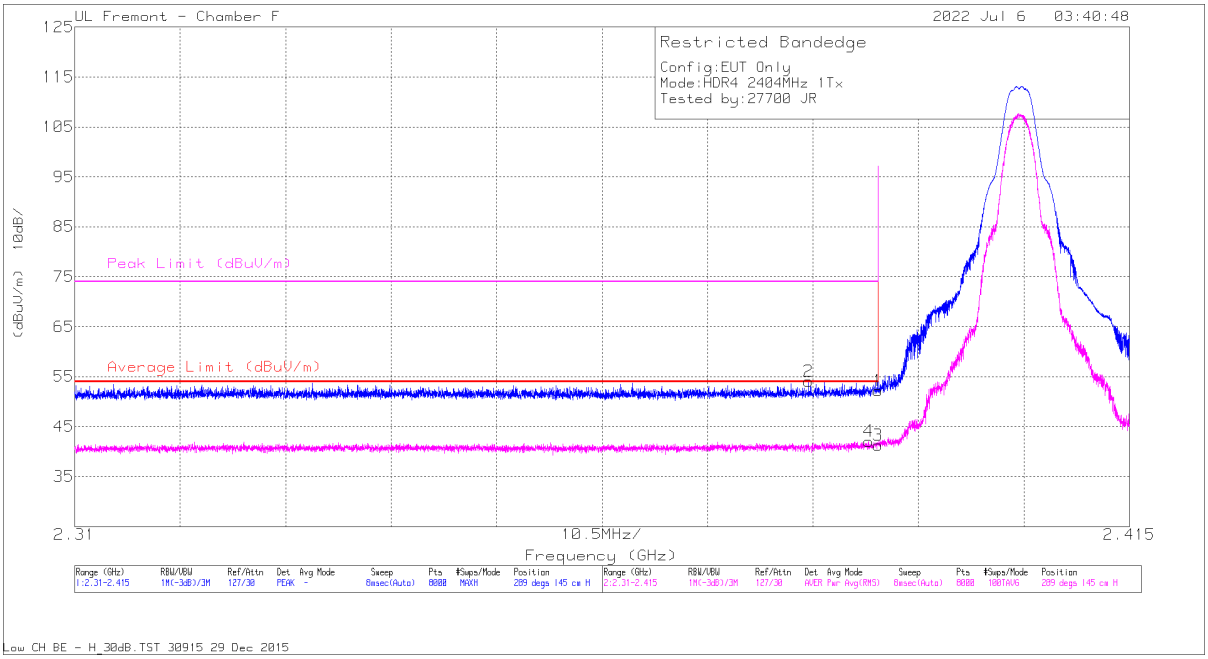

Marker	Frequency (GHz)	Meter Reading (dBuV)	Det	81887 ACF (dB)	Amp/Cbl/Fltr/Pad (dB)	Corrected Reading (dBuV/m)	Average Limit (dBuV/m)	Margin (dB)	Peak Limit (dBuV/m)	PK Margin (dB)	Azimuth (Degs)	Height (cm)	Polarity
1	* 2.39	59.54	Pk	32.1	-39.4	52.24	-	-	74	-21.76	289	145	H
2	* 2.383052	61.62	Pk	32	-39.5	54.12	-	-	74	-19.88	289	145	H
3	* 2.39	48.57	RMS	32.1	-39.4	41.27	54	-12.73	-	-	289	145	H
4	* 2.389025	49.48	RMS	32.1	-39.5	42.08	54	-11.92	-	-	289	145	H

* - indicates frequency in CFR47 Pt 15 / IC RSS-Restricted Band
Pk - Peak detector
RMS - RMS detection

UL LLC.
47173 Benicia Street, Fremont, CA 94538; USA. TEL:(510) 319-4000 FAX:(510) 661-0888
This report shall not be reproduced except in full, without the written approval of UL LLC.

VERTICAL RESULT

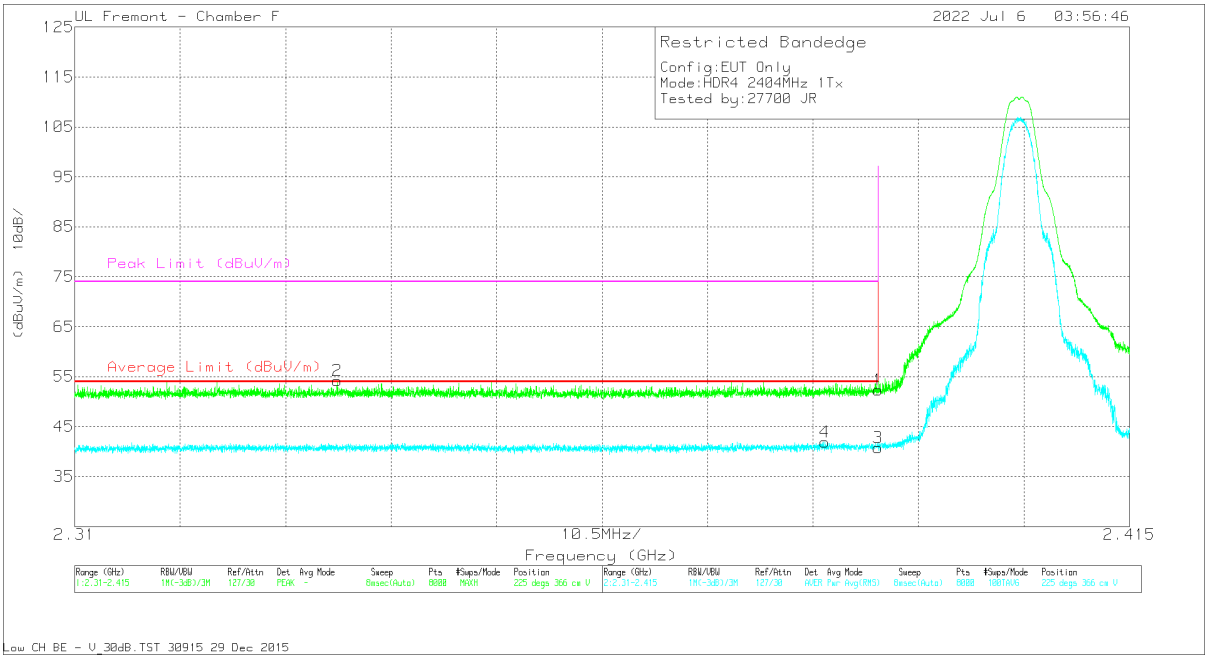

Marker	Frequency (GHz)	Meter Reading (dBuV)	Det	81887 ACF (dB)	Amp/Cbl/Fltr/Pad (dB)	Corrected Reading (dBuV/m)	Average Limit (dBuV/m)	Margin (dB)	Peak Limit (dBuV/m)	PK Margin (dB)	Azimuth (Degs)	Height (cm)	Polarity
1	* 2.39	59.64	Pk	32.1	-39.4	52.34	-	-	74	-21.66	225	366	V
2	* 2.336162	61.68	Pk	32	-39.5	54.18	-	-	74	-19.82	225	366	V
3	* 2.39	48.09	RMS	32.1	-39.4	40.79	54	-13.21	-	-	225	366	V
4	* 2.38468	49.32	RMS	32	-39.4	41.92	54	-12.08	-	-	225	366	V

* - indicates frequency in CFR47 Pt 15 / IC RSS-Restricted Band
Pk - Peak detector
RMS - RMS detection

UL LLC.
47173 Benicia Street, Fremont, CA 94538; USA. TEL:(510) 319-4000 FAX:(510) 661-0888
This report shall not be reproduced except in full, without the written approval of UL LLC.

BANDEDGE (HIGH CHANNEL)

HORIZONTAL RESULT

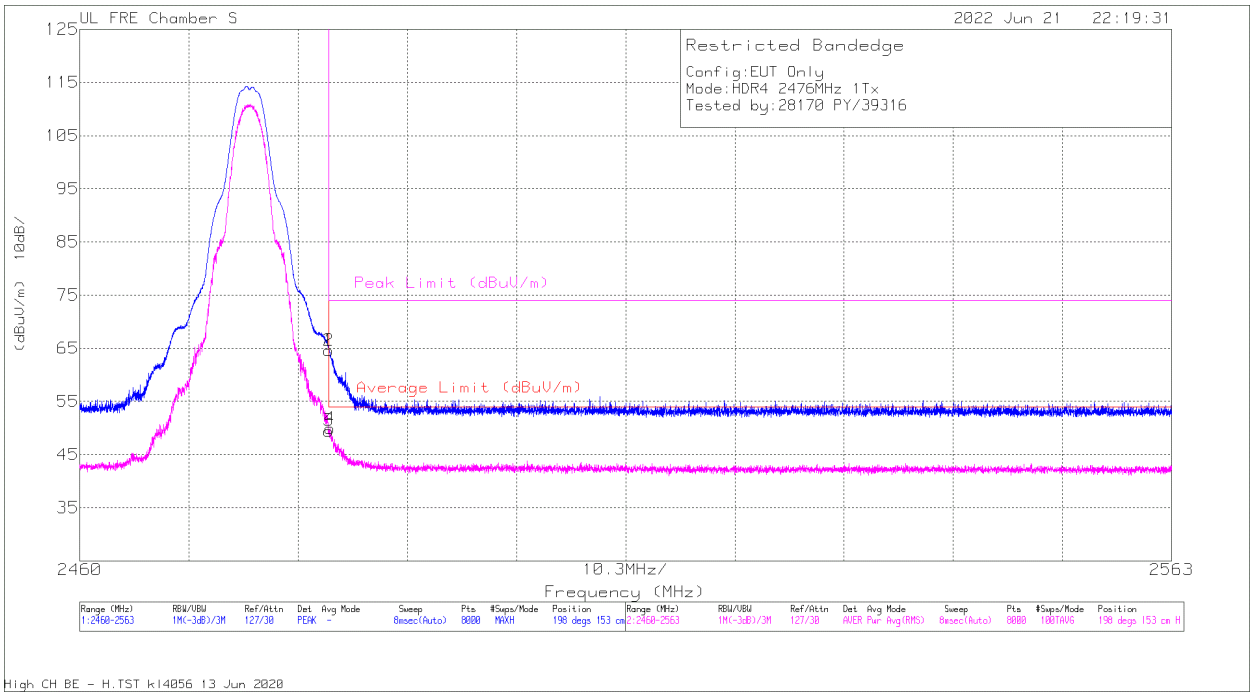

Marker	Frequency (MHz)	Meter Reading (dBuV)	Det	AF 206807 (dB/m)	Amp/Cbl/Fltr/Pad (dB)	Corrected Reading (dBuV/m)	Average Limit (dBuV/m)	Margin (dB)	Peak Limit (dBuV/m)	PK Margin (dB)	Azimuth (Degs)	Height (cm)	Polarity
1	2483.5	67.17	Pk	32.4	-35	64.57	-	-	74	-9.43	198	153	H
3	2483.5	52.09	RMS	32.4	-35	49.49	54	-4.51	-	-	198	153	H
2	2483.501	67.17	Pk	32.4	-35	64.57	-	-	74	-9.43	198	153	H
4	2483.591	52.5	RMS	32.4	-35	49.9	54	-4.1	-	-	198	153	H

Pk - Peak detector
RMS - RMS detection

UL LLC.
47173 Benicia Street, Fremont, CA 94538; USA. TEL:(510) 319-4000 FAX:(510) 661-0888
This report shall not be reproduced except in full, without the written approval of UL LLC.

VERTICAL RESULT

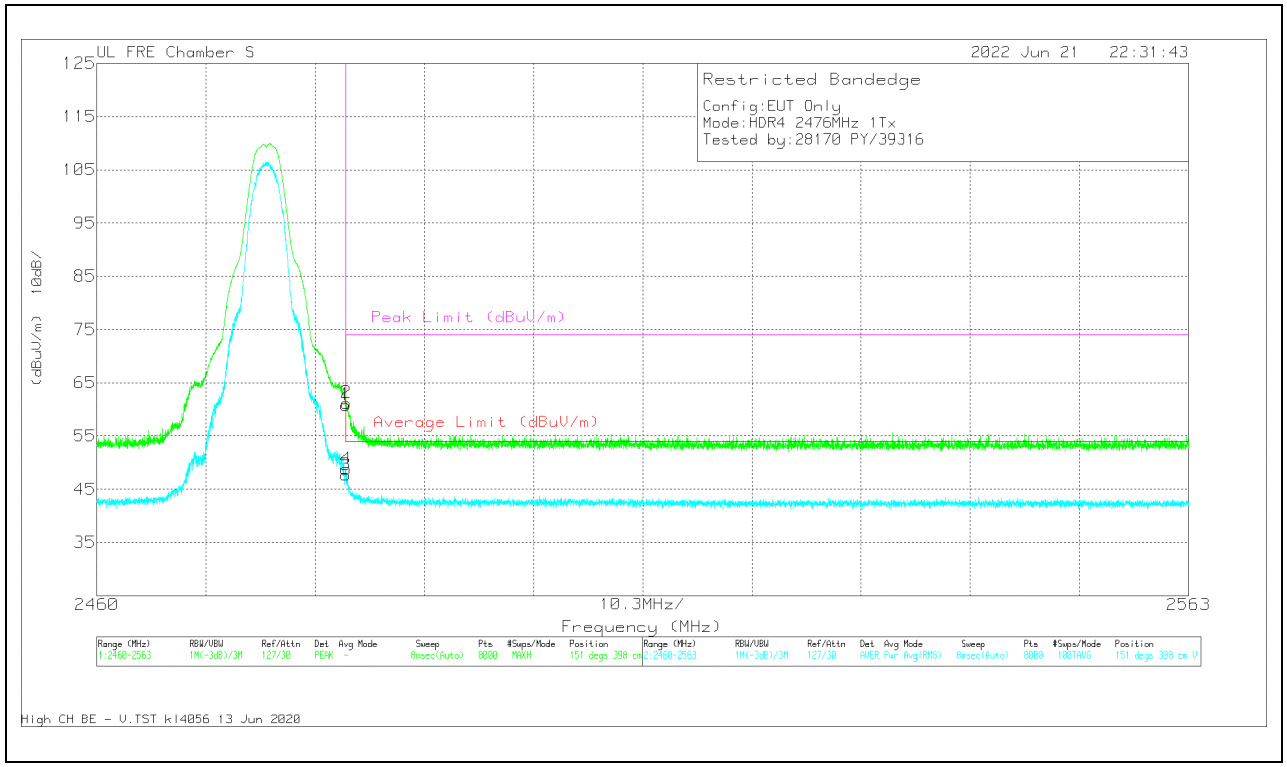

Marker	Frequency (MHz)	Meter Reading (dBuV)	Det	AF 206807 (dB/m)	Amp/Cbl/Fltr/Pad (dB)	Corrected Reading (dBuV/m)	Average Limit (dBuV/m)	Margin (dB)	Peak Limit (dBuV/m)	PK Margin (dB)	Azimuth (Degs)	Height (cm)	Polarity
1	2483.5	63.44	Pk	32.4	-35	60.84	-	-	74	-13.16	151	398	V
3	2483.5	50.3	RMS	32.4	-35	47.7	54	-6.3	-	-	151	398	V
4	2483.513	51.42	RMS	32.4	-35	48.82	54	-5.18	-	-	151	398	V
2	2483.526	63.82	Pk	32.4	-35	61.22	-	-	74	-12.78	151	398	V

Pk - Peak detector
RMS - RMS detection

UL LLC.
47173 Benicia Street, Fremont, CA 94538; USA. TEL:(510) 319-4000 FAX:(510) 661-0888
This report shall not be reproduced except in full, without the written approval of UL LLC.

10.2.2. HIGH POWER HDR TXBF (HDR4)

BANDEDGE (LOW CHANNEL)

HORIZONTAL RESULT

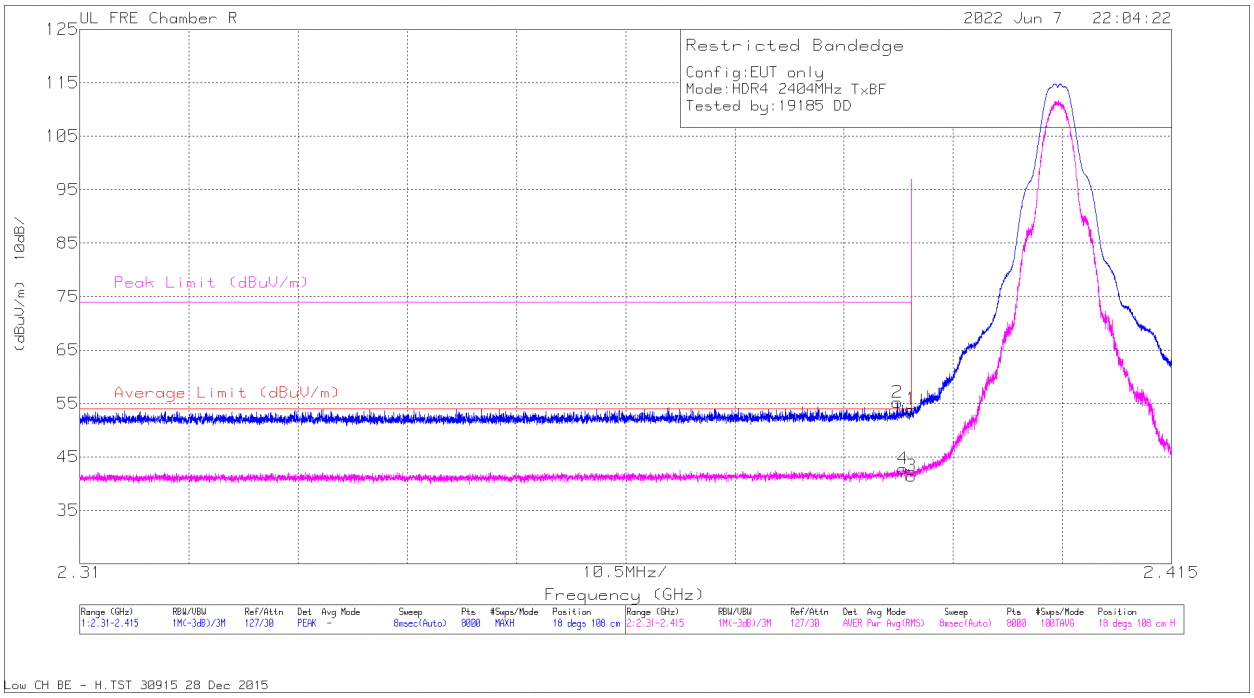

Marker	Frequency (GHz)	Meter Reading (dBuV)	Det	200785 ACF (dB)	Amp/Cbl/Fltr/Pad (dB)	Corrected Reading (dBuV/m)	Average Limit (dBuV/m)	Margin (dB)	Peak Limit (dBuV/m)	PK Margin (dB)	Azimuth (Degs)	Height (cm)	Polarity
1	* 2.39	57.78	Pk	31.9	-35.8	53.88	-	-	74	-20.12	18	108	H
2	* 2.388631	59.08	Pk	31.9	-35.8	55.18	-	-	74	-18.82	18	108	H
3	* 2.39	45.3	RMS	31.9	-35.8	41.4	54	-12.6	-	-	18	108	H
4	* 2.389143	46.64	RMS	31.9	-35.8	42.74	54	-11.26	-	-	18	108	H

* - indicates frequency in CFR47 Pt 15 / IC RSS-Restricted Band
Pk - Peak detector
RMS - RMS detection

UL LLC.
47173 Benicia Street, Fremont, CA 94538; USA. TEL:(510) 319-4000 FAX:(510) 661-0888
This report shall not be reproduced except in full, without the written approval of UL LLC.

VERTICAL RESULT

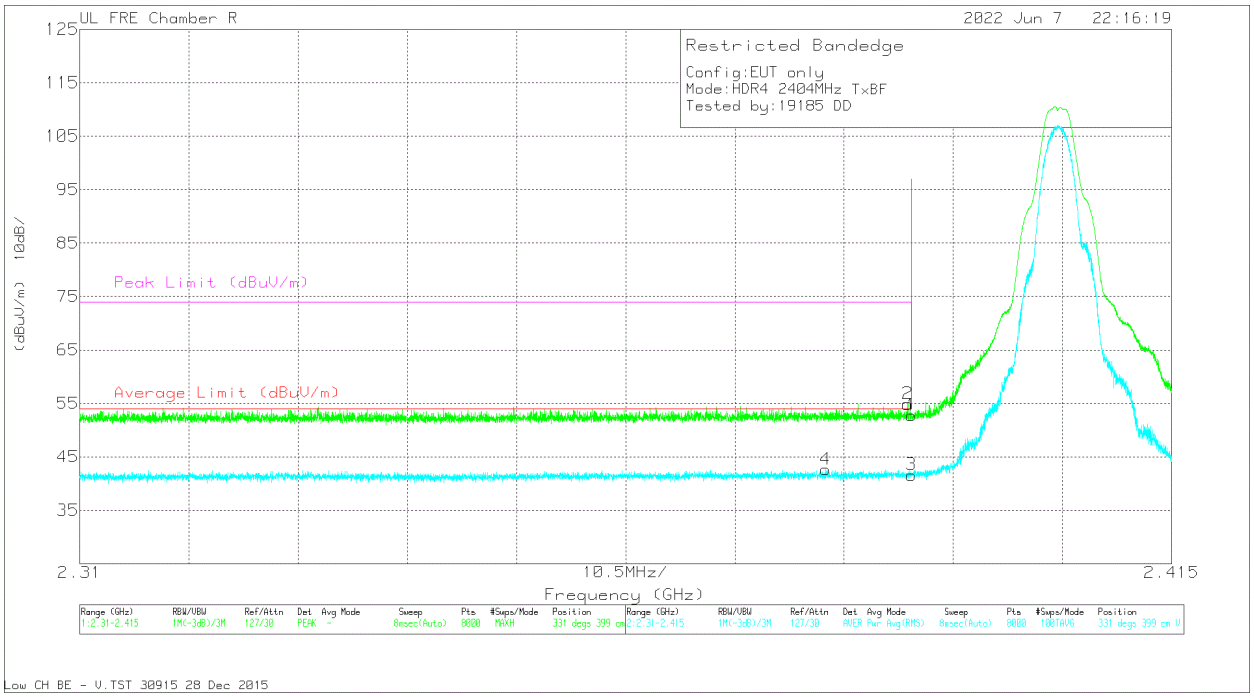

Marker	Frequency (GHz)	Meter Reading (dBuV)	Det	200785 ACF (dB)	Amp/Cbl/Fltr/Pad (dB)	Corrected Reading (dBuV/m)	Average Limit (dBuV/m)	Margin (dB)	Peak Limit (dBuV/m)	PK Margin (dB)	Azimuth (Degs)	Height (cm)	Polarity
1	* 2.39	56.66	Pk	31.9	-35.8	52.76	-	-	74	-21.24	331	399	V
2	* 2.389628	58.8	Pk	31.9	-35.8	54.9	-	-	74	-19.1	331	399	V
3	* 2.39	45.5	RMS	31.9	-35.8	41.6	54	-12.4	-	-	331	399	V
4	* 2.381739	46.44	RMS	32	-35.8	42.64	54	-11.36	-	-	331	399	V

* - indicates frequency in CFR47 Pt 15 / IC RSS-Restricted Band
Pk - Peak detector
RMS - RMS detection

UL LLC.
47173 Benicia Street, Fremont, CA 94538; USA. TEL:(510) 319-4000 FAX:(510) 661-0888
This report shall not be reproduced except in full, without the written approval of UL LLC.

BANDEDGE (HIGH CHANNEL)

HORIZONTAL RESULT

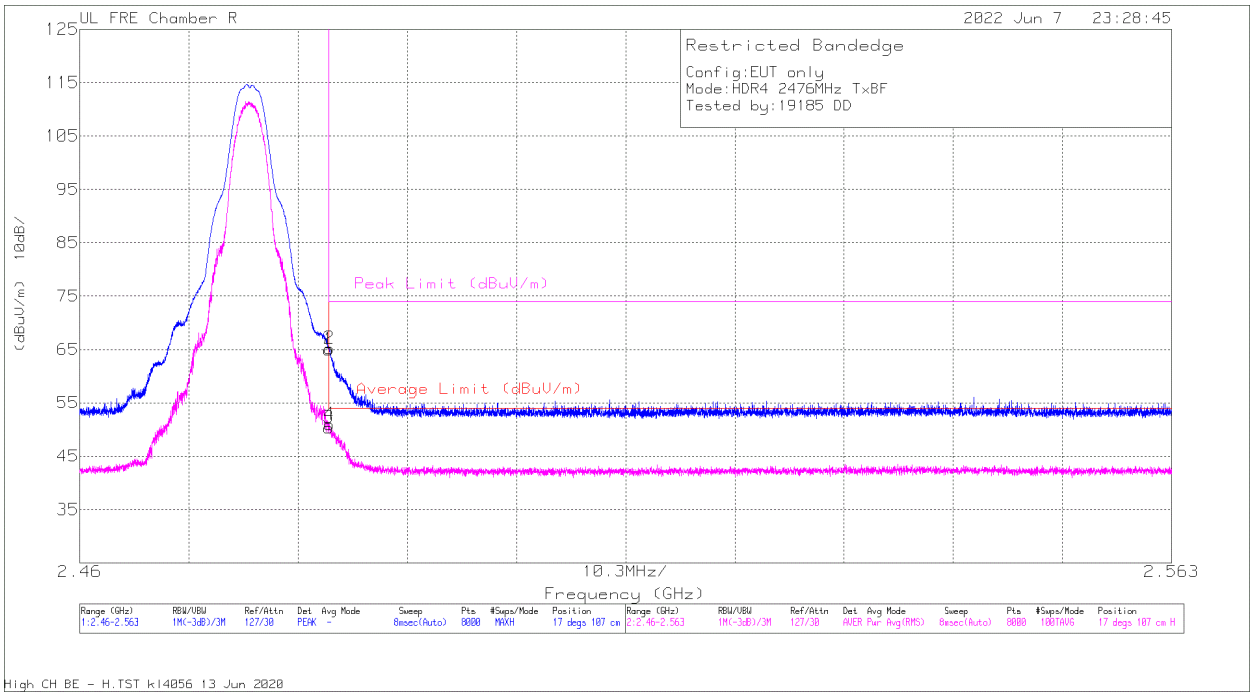

Marker	Frequency (GHz)	Meter Reading (dBuV)	Det	200785 ACF (dB)	Amp/Cbl/Fltr/Pad (dB)	Corrected Reading (dBuV/m)	Average Limit (dBuV/m)	Margin (dB)	Peak Limit (dBuV/m)	PK Margin (dB)	Azimuth (Degs)	Height (cm)	Polarity
1	* 2.4835	68.4	Pk	32.2	-35.6	65	-	-	74	-9	17	107	H
2	* 2.483539	68.61	Pk	32.2	-35.6	65.21	-	-	74	-8.79	17	107	H
3	* 2.4835	53.77	RMS	32.2	-35.6	50.37	54	-3.63	-	-	17	107	H
4	* 2.483552	54.34	RMS	32.2	-35.6	50.94	54	-3.06	-	-	17	107	H

* - indicates frequency in CFR47 Pt 15 / IC RSS-Restricted Band
Pk - Peak detector
RMS - RMS detection

UL LLC.
47173 Benicia Street, Fremont, CA 94538; USA. TEL:(510) 319-4000 FAX:(510) 661-0888
This report shall not be reproduced except in full, without the written approval of UL LLC.

VERTICAL RESULT

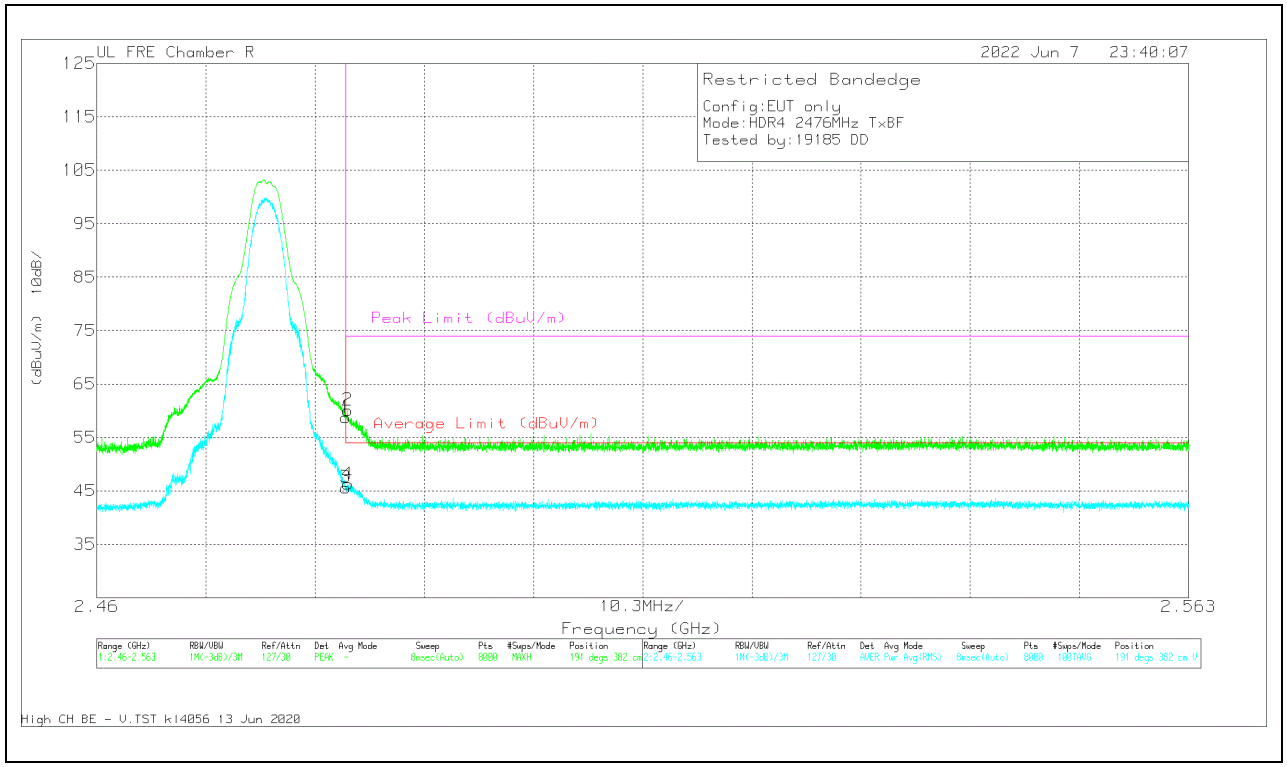

Marker	Frequency (GHz)	Meter Reading (dBuV)	Det	200785 ACF (dB)	Amp/Cbl/Fltr/Pad (dB)	Corrected Reading (dBuV/m)	Average Limit (dBuV/m)	Margin (dB)	Peak Limit (dBuV/m)	PK Margin (dB)	Azimuth (Degs)	Height (cm)	Polarity
1	* 2.4835	62.12	Pk	32.2	-35.6	58.72	-	-	74	-15.28	191	382	V
2	* 2.483681	63.5	Pk	32.2	-35.6	60.1	-	-	74	-13.9	191	382	V
3	* 2.4835	49.02	RMS	32.2	-35.6	45.62	54	-8.38	-	-	191	382	V
4	* 2.483694	49.7	RMS	32.2	-35.6	46.3	54	-7.7	-	-	191	382	V

* - indicates frequency in CFR47 Pt 15 / IC RSS-Restricted Band
Pk - Peak detector
RMS - RMS detection

UL LLC.
47173 Benicia Street, Fremont, CA 94538; USA. TEL:(510) 319-4000 FAX:(510) 661-0888
This report shall not be reproduced except in full, without the written approval of UL LLC.

10.2.3. HIGH POWER HDR (HDR8)

ANT 4

BANDEDGE (LOW CHANNEL)

HORIZONTAL RESULT

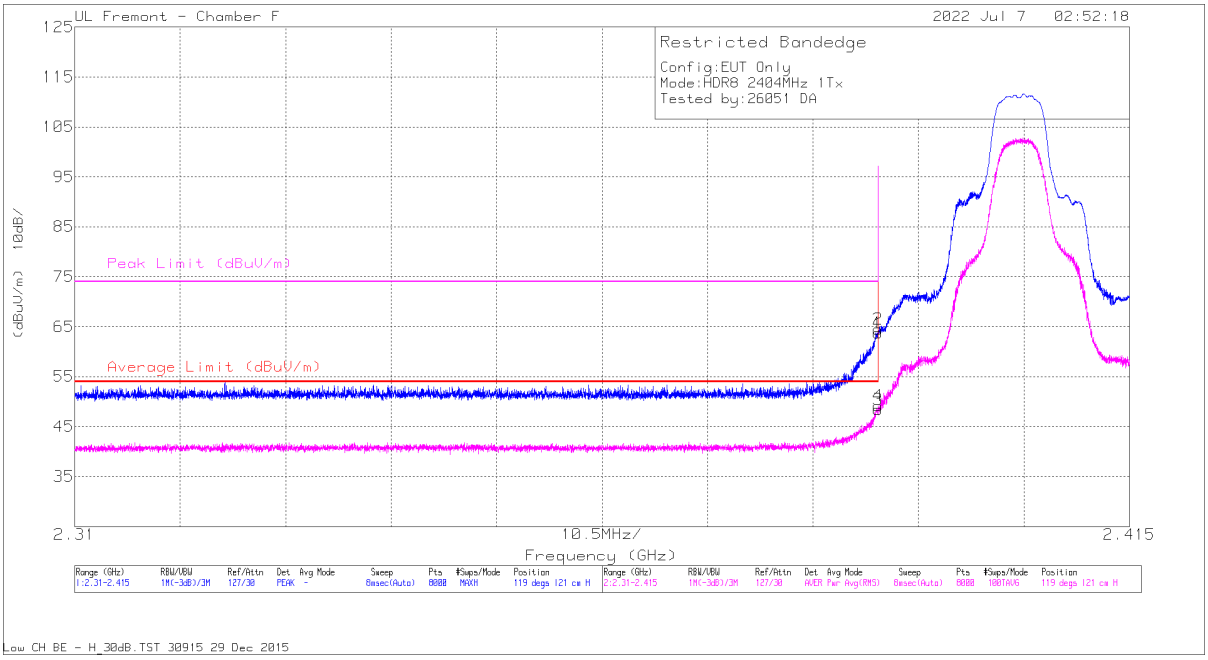

Marker	Frequency (GHz)	Meter Reading (dBuV)	Det	81887 ACF (dB)	Amp/Cbl/Fltr/Pad (dB)	Corrected Reading (dBuV/m)	Average Limit (dBuV/m)	Margin (dB)	Peak Limit (dBuV/m)	PK Margin (dB)	Azimuth (Degs)	Height (cm)	Polarity
1	* 2.39	71.05	Pk	32.1	-39.4	63.75	-	-	74	-10.25	119	121	H
2	* 2.38997	71.82	Pk	32.1	-39.4	64.52	-	-	74	-9.48	119	121	H
3	* 2.39	55.78	RMS	32.1	-39.4	48.48	54	-5.52	-	-	119	121	H
4	* 2.38997	56.5	RMS	32.1	-39.4	49.2	54	-4.8	-	-	119	121	H

* - indicates frequency in CFR47 Pt 15 / IC RSS-Restricted Band
Pk - Peak detector
RMS - RMS detection

UL LLC.
47173 Benicia Street, Fremont, CA 94538; USA. TEL:(510) 319-4000 FAX:(510) 661-0888
This report shall not be reproduced except in full, without the written approval of UL LLC.

VERTICAL RESULT

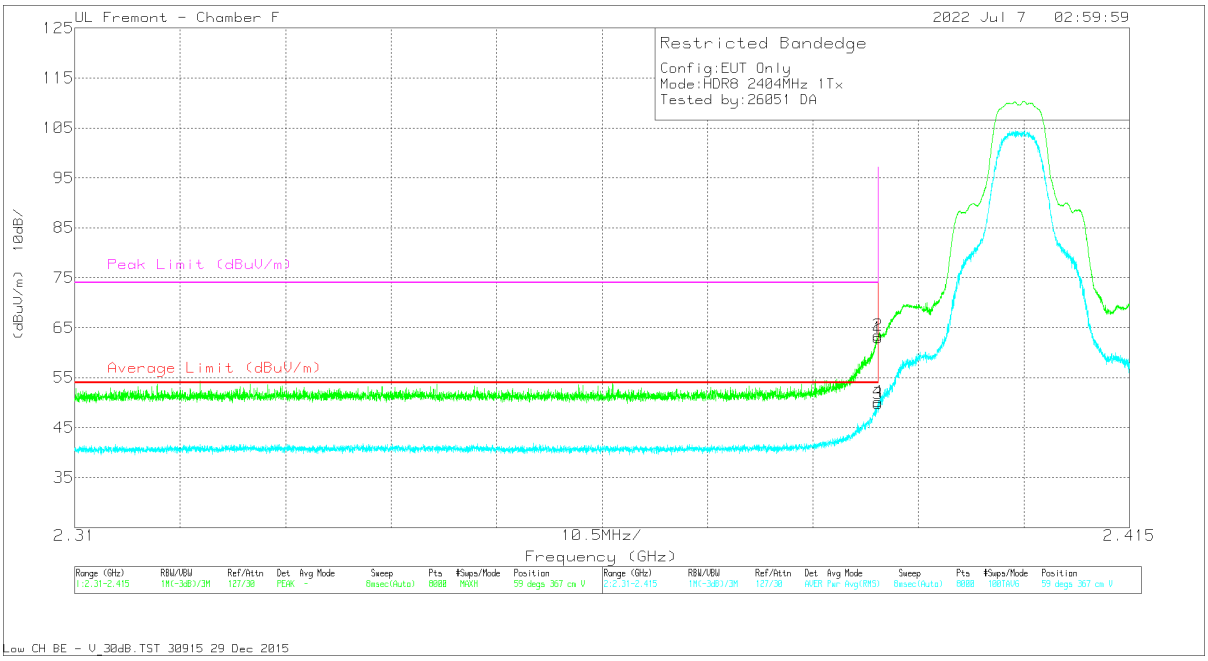

Marker	Frequency (GHz)	Meter Reading (dBuV)	Det	81887 ACF (dB)	Amp/Cbl/Fltr/Pad (dB)	Corrected Reading (dBuV/m)	Average Limit (dBuV/m)	Margin (dB)	Peak Limit (dBuV/m)	PK Margin (dB)	Azimuth (Degs)	Height (cm)	Polarity
1	* 2.39	70.3	Pk	32.1	-39.4	63	-	-	74	-11	59	367	V
2	* 2.38997	70.76	Pk	32.1	-39.4	63.46	-	-	74	-10.54	59	367	V
3	* 2.39	57.13	RMS	32.1	-39.4	49.83	54	-4.17	-	-	59	367	V
4	* 2.389996	57.49	RMS	32.1	-39.4	50.19	54	-3.81	-	-	59	367	V

* - indicates frequency in CFR47 Pt 15 / IC RSS-Restricted Band
Pk - Peak detector
RMS - RMS detection

UL LLC.
47173 Benicia Street, Fremont, CA 94538; USA. TEL:(510) 319-4000 FAX:(510) 661-0888
This report shall not be reproduced except in full, without the written approval of UL LLC.

BANDEDGE (HIGH CHANNEL)

HORIZONTAL RESULT

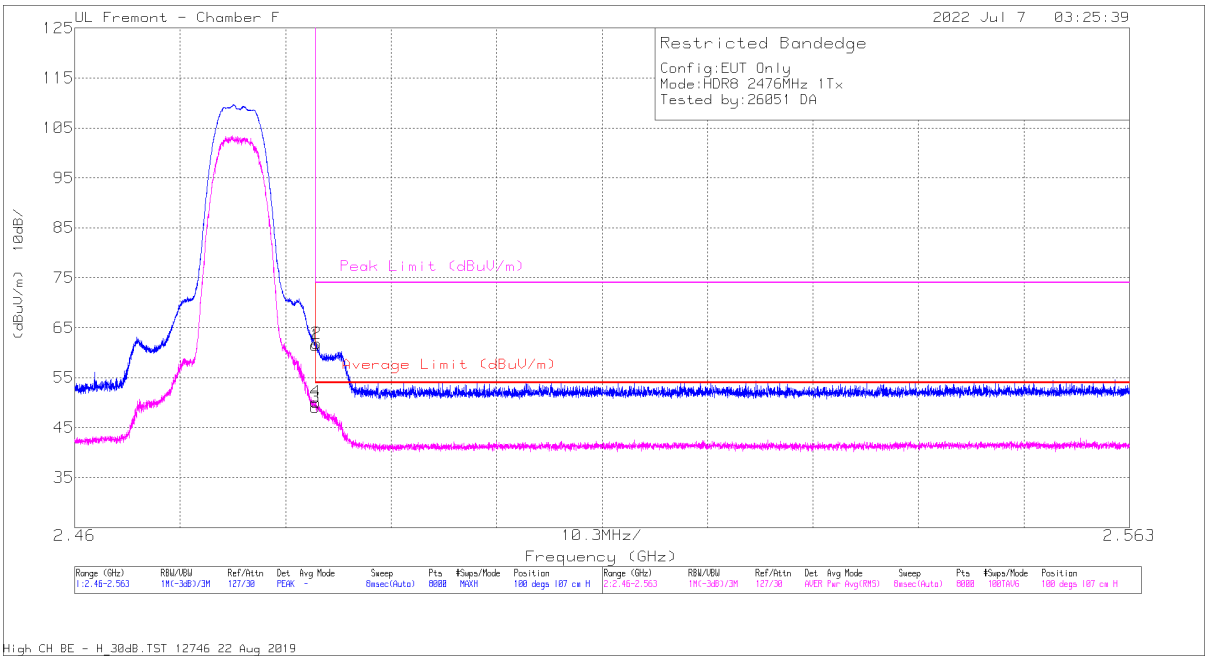

Marker	Frequency (GHz)	Meter Reading (dBuV)	Det	81887 ACF (dB)	Amp/Cbl/Fltr/Pad (dB)	Corrected Reading (dBuV/m)	Average Limit (dBuV/m)	Margin (dB)	Peak Limit (dBuV/m)	PK Margin (dB)	Azimuth (Degs)	Height (cm)	Polarity
1	* 2.4835	68.24	Pk	32.3	-39.1	61.44	-	-	74	-12.56	100	107	H
2	* 2.483591	68.63	Pk	32.3	-39.1	61.83	-	-	74	-12.17	100	107	H
3	* 2.4835	55.87	RMS	32.3	-39.1	49.07	54	-4.93	-	-	100	107	H
4	* 2.483526	56.92	RMS	32.3	-39.1	50.12	54	-3.88	-	-	100	107	H

* - indicates frequency in CFR47 Pt 15 / IC RSS-Restricted Band
Pk - Peak detector
RMS - RMS detection

UL LLC.
47173 Benicia Street, Fremont, CA 94538; USA. TEL:(510) 319-4000 FAX:(510) 661-0888
This report shall not be reproduced except in full, without the written approval of UL LLC.

VERTICAL RESULT

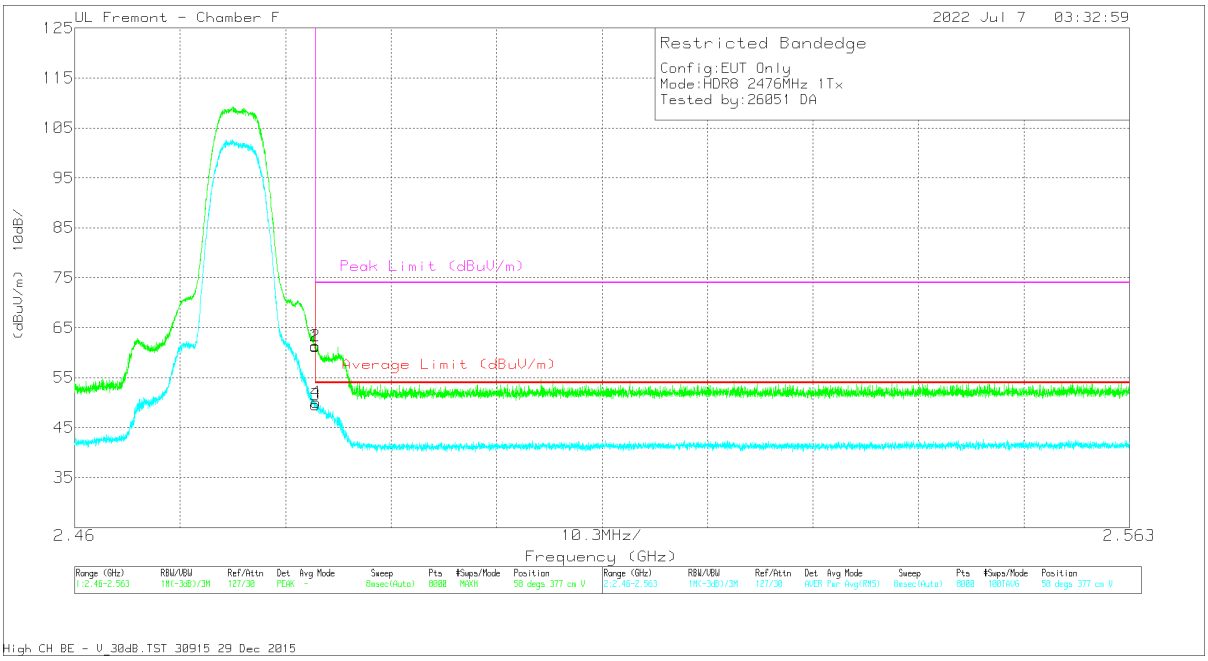

Marker	Frequency (GHz)	Meter Reading (dBuV)	Det	81887 ACF (dB)	Amp/Cbl/Fltr/Pad (dB)	Corrected Reading (dBuV/m)	Average Limit (dBuV/m)	Margin (dB)	Peak Limit (dBuV/m)	PK Margin (dB)	Azimuth (Degs)	Height (cm)	Polarity
1	* 2.4835	68.02	Pk	32.3	-39.1	61.22	-	-	74	-12.78	58	377	V
2	* 2.483513	68.19	Pk	32.3	-39.1	61.39	-	-	74	-12.61	58	377	V
3	* 2.4835	56.39	RMS	32.3	-39.1	49.59	54	-4.41	-	-	58	377	V
4	* 2.483565	56.84	RMS	32.3	-39.1	50.04	54	-3.96	-	-	58	377	V

* - indicates frequency in CFR47 Pt 15 / IC RSS-Restricted Band
Pk - Peak detector
RMS - RMS detection

UL LLC.
47173 Benicia Street, Fremont, CA 94538; USA. TEL:(510) 319-4000 FAX:(510) 661-0888
This report shall not be reproduced except in full, without the written approval of UL LLC.

ANT 3

BANDEDGE (LOW CHANNEL)

HORIZONTAL RESULT

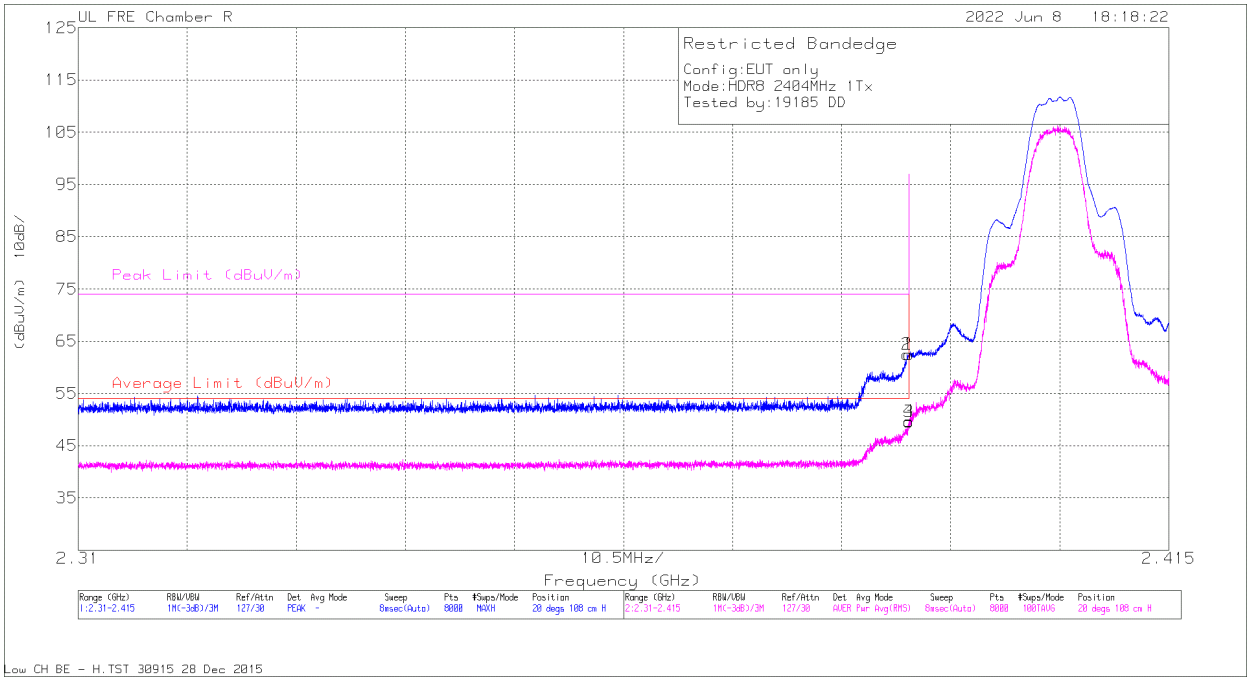

Marker	Frequency (GHz)	Meter Reading (dBuV)	Det	200785 ACF (dB)	Amp/Cbl/Fltr/Pad (dB)	Corrected Reading (dBuV/m)	Average Limit (dBuV/m)	Margin (dB)	Peak Limit (dBuV/m)	PK Margin (dB)	Azimuth (Degs)	Height (cm)	Polarity
1	* 2.39	66.34	Pk	31.9	-35.8	62.44	-	-	74	-11.56	20	108	H
2	* 2.389799	66.37	Pk	31.9	-35.8	62.47	-	-	74	-11.53	20	108	H
3	* 2.39	53.5	RMS	31.9	-35.8	49.6	54	-4.4	-	-	20	108	H
4	* 2.389996	53.57	RMS	31.9	-35.8	49.67	54	-4.33	-	-	20	108	H

* - indicates frequency in CFR47 Pt 15 / IC RSS-Restricted Band
Pk - Peak detector
RMS - RMS detection

UL LLC.
47173 Benicia Street, Fremont, CA 94538; USA. TEL:(510) 319-4000 FAX:(510) 661-0888
This report shall not be reproduced except in full, without the written approval of UL LLC.

VERTICAL RESULT

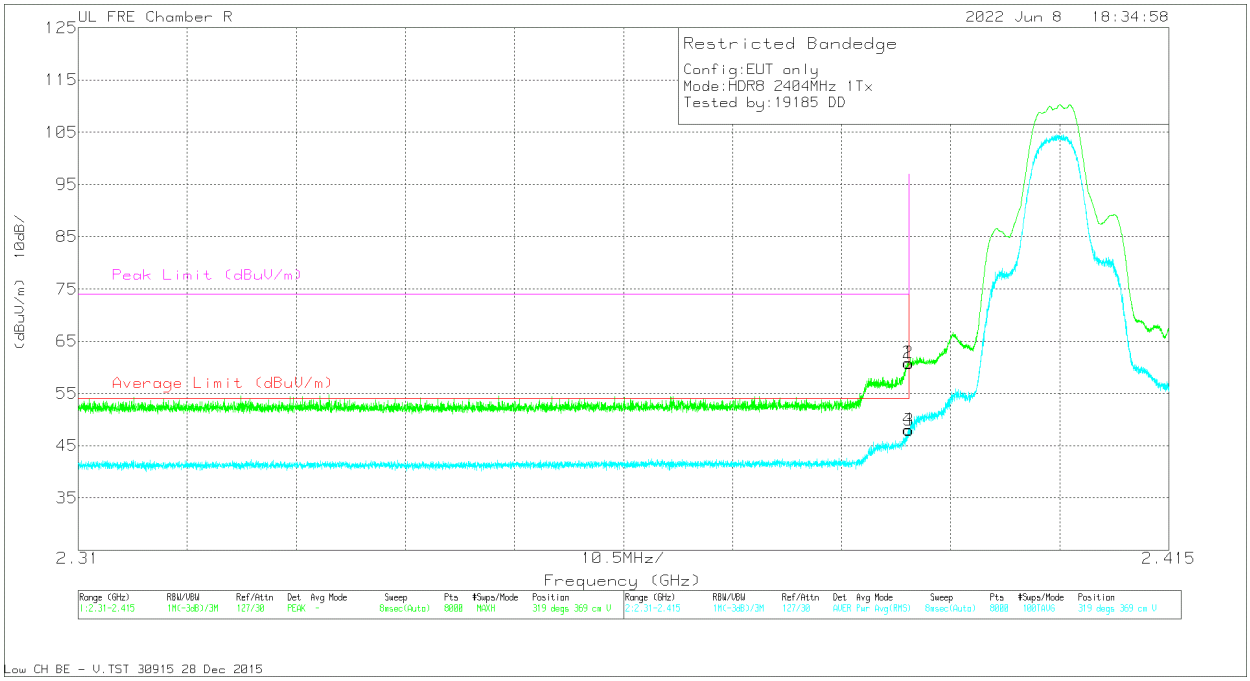

Marker	Frequency (GHz)	Meter Reading (dBuV)	Det	200785 ACF (dB)	Amp/Cbl/Fltr/Pad (dB)	Corrected Reading (dBuV/m)	Average Limit (dBuV/m)	Margin (dB)	Peak Limit (dBuV/m)	PK Margin (dB)	Azimuth (Degs)	Height (cm)	Polarity
4	* 2.389891	51.97	RMS	31.9	-35.8	48.07	54	-5.93	-	-	319	369	V
2	* 2.38993	64.72	Pk	31.9	-35.8	60.82	-	-	74	-13.18	319	369	V
1	* 2.39	64.68	Pk	31.9	-35.8	60.78	-	-	74	-13.22	319	369	V
3	* 2.39	51.85	RMS	31.9	-35.8	47.95	54	-6.05	-	-	319	369	V

* - indicates frequency in CFR47 Pt 15 / IC RSS-Restricted Band
Pk - Peak detector
RMS - RMS detection

UL LLC.
47173 Benicia Street, Fremont, CA 94538; USA. TEL:(510) 319-4000 FAX:(510) 661-0888
This report shall not be reproduced except in full, without the written approval of UL LLC.

BANDEDGE (HIGH CHANNEL)

HORIZONTAL RESULT

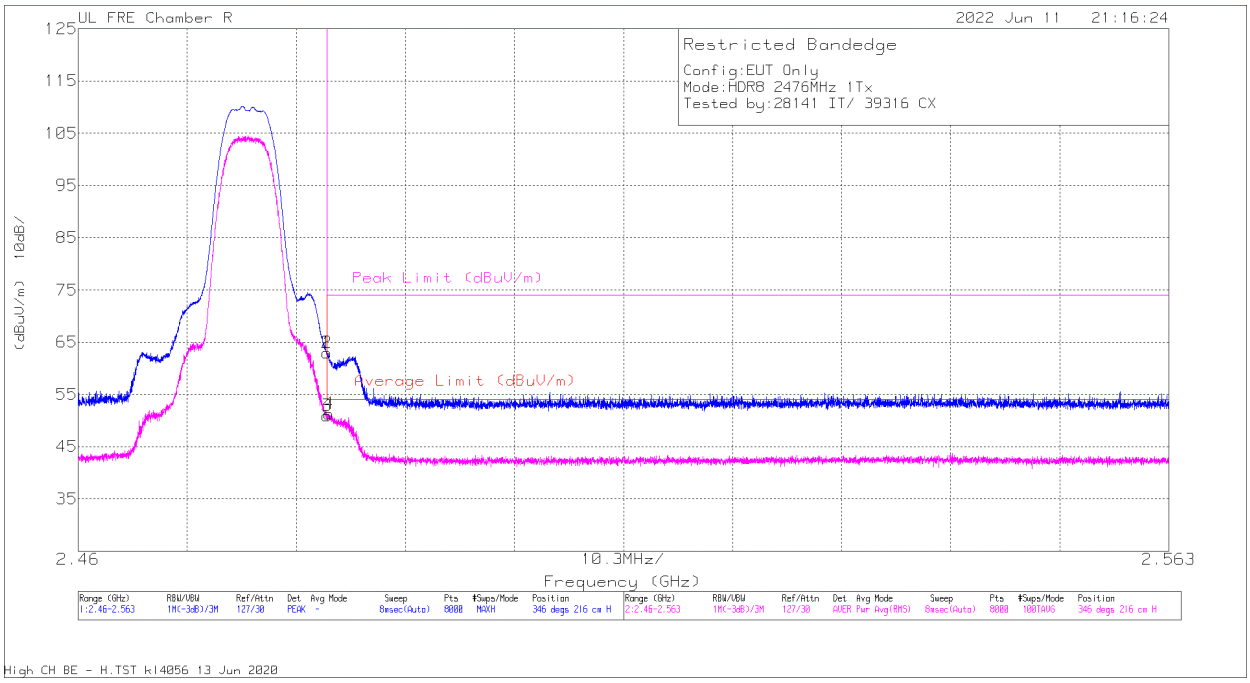

Marker	Frequency (GHz)	Meter Reading (dBuV)	Det	200785 ACF (dB)	Amp/Cbl/Fltr/Pad (dB)	Corrected Reading (dBuV/m)	Average Limit (dBuV/m)	Margin (dB)	Peak Limit (dBuV/m)	PK Margin (dB)	Azimuth (Degs)	Height (cm)	Polarity
1	* 2.4835	66.35	Pk	32.2	-35.6	62.95	-	-	74	-11.05	346	216	H
2	* 2.483501	66.37	Pk	32.2	-35.6	62.97	-	-	74	-11.03	346	216	H
3	* 2.4835	54.28	RMS	32.2	-35.6	50.88	54	-3.12	-	-	346	216	H
4	* 2.483668	54.64	RMS	32.2	-35.6	51.24	54	-2.76	-	-	346	216	H

* - indicates frequency in CFR47 Pt 15 / IC RSS-Restricted Band
Pk - Peak detector
RMS - RMS detection

UL LLC.
47173 Benicia Street, Fremont, CA 94538; USA. TEL:(510) 319-4000 FAX:(510) 661-0888
This report shall not be reproduced except in full, without the written approval of UL LLC.

VERTICAL RESULT

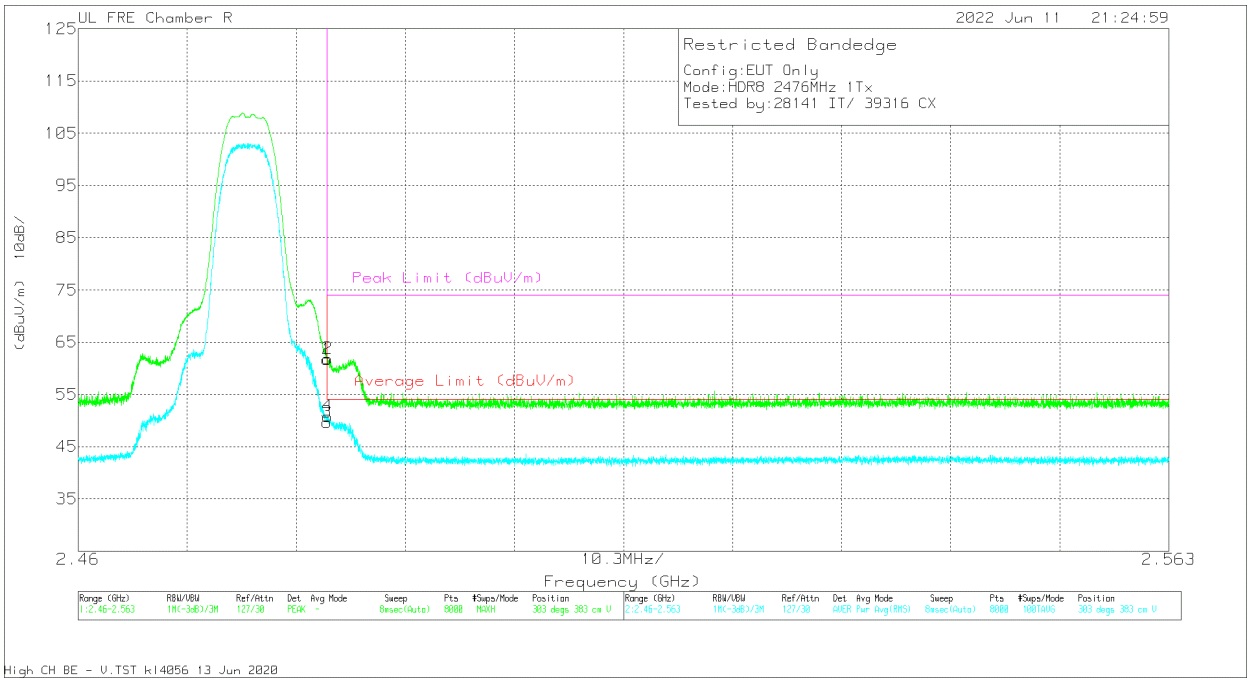

Marker	Frequency (GHz)	Meter Reading (dBuV)	Det	200785 ACF (dB)	Amp/Cbl/Fltr/Pad (dB)	Corrected Reading (dBuV/m)	Average Limit (dBuV/m)	Margin (dB)	Peak Limit (dBuV/m)	PK Margin (dB)	Azimuth (Degs)	Height (cm)	Polarity
1	* 2.4835	65.07	Pk	32.2	-35.6	61.67	-	-	74	-12.33	303	383	V
2	* 2.483539	65.29	Pk	32.2	-35.6	61.89	-	-	74	-12.11	303	383	V
3	* 2.4835	53.08	RMS	32.2	-35.6	49.68	54	-4.32	-	-	303	383	V
4	* 2.483552	54.19	RMS	32.2	-35.6	50.79	54	-3.21	-	-	303	383	V

* - indicates frequency in CFR47 Pt 15 / IC RSS-Restricted Band
Pk - Peak detector
RMS - RMS detection

UL LLC.
47173 Benicia Street, Fremont, CA 94538; USA. TEL:(510) 319-4000 FAX:(510) 661-0888
This report shall not be reproduced except in full, without the written approval of UL LLC.

10.2.4. HIGH POWER HDR TXBF (HDR8)

BANDEDGE (LOW CHANNEL)

HORIZONTAL RESULT

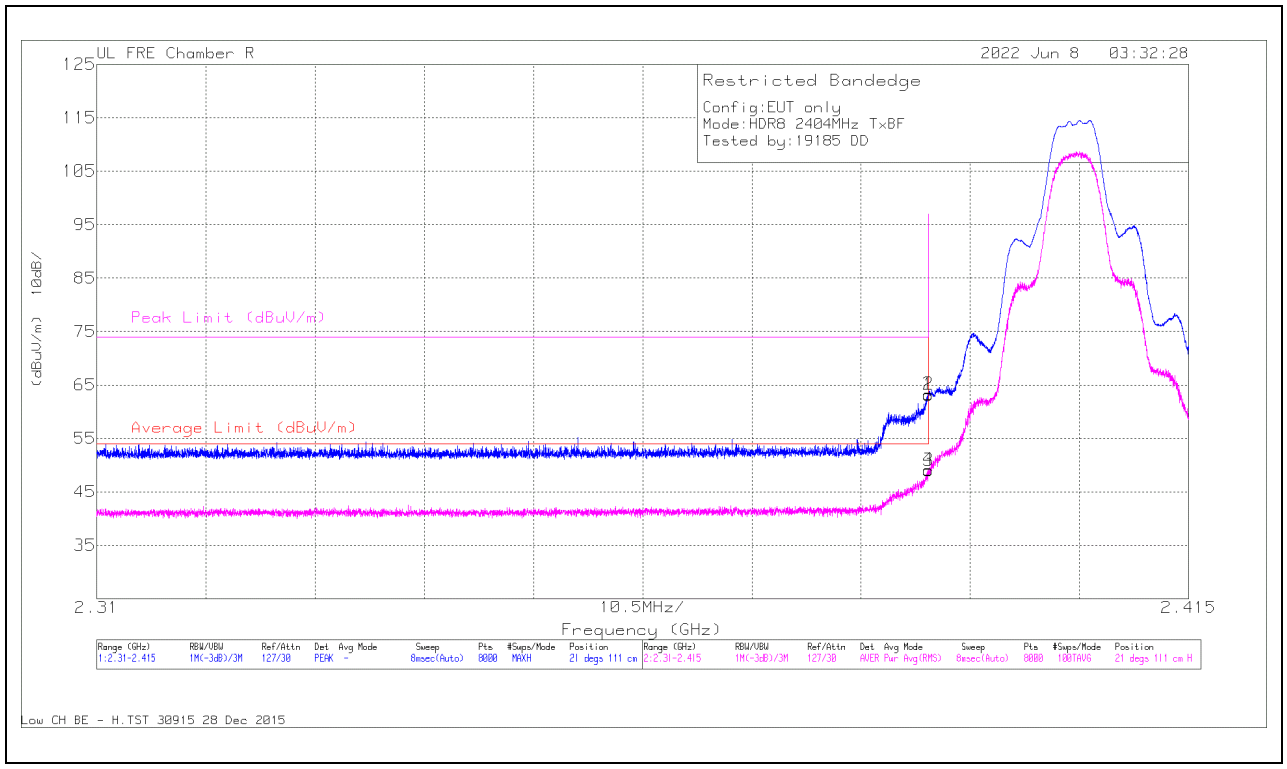

Marker	Frequency (GHz)	Meter Reading (dBuV)	Det	200785 ACF (dB)	Amp/Cbl/Fltr/Pad (dB)	Corrected Reading (dBuV/m)	Average Limit (dBuV/m)	Margin (dB)	Peak Limit (dBuV/m)	PK Margin (dB)	Azimuth (Degs)	Height (cm)	Polarity
1	* 2.39	67.07	Pk	31.9	-35.8	63.17	-	-	74	-10.83	21	111	H
2	* 2.389996	67.15	Pk	31.9	-35.8	63.25	-	-	74	-10.75	21	111	H
3	* 2.39	52.91	RMS	31.9	-35.8	49.01	54	-4.99	-	-	21	111	H
4	* 2.389996	53.04	RMS	31.9	-35.8	49.14	54	-4.86	-	-	21	111	H

* - indicates frequency in CFR47 Pt 15 / IC RSS-Restricted Band
Pk - Peak detector
RMS - RMS detection

UL LLC.
47173 Benicia Street, Fremont, CA 94538; USA. TEL:(510) 319-4000 FAX:(510) 661-0888
This report shall not be reproduced except in full, without the written approval of UL LLC.

VERTICAL RESULT

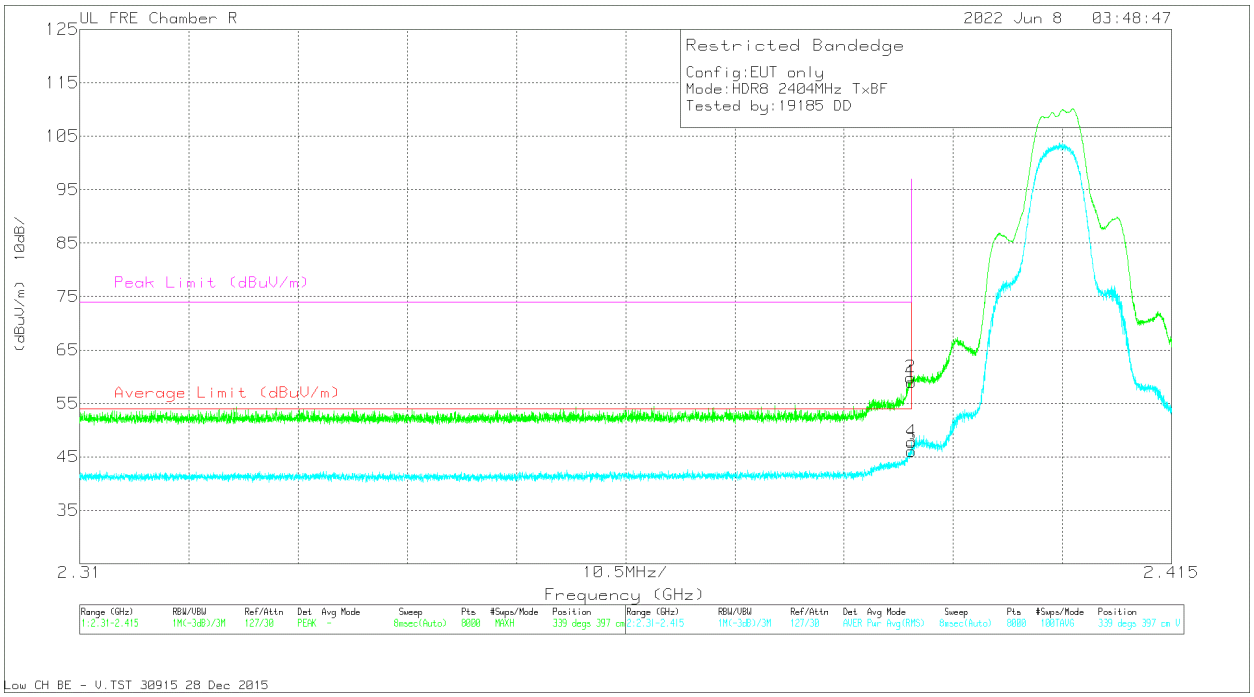

Marker	Frequency (GHz)	Meter Reading (dBuV)	Det	200785 ACF (dB)	Amp/Cbl/Fltr/Pad (dB)	Corrected Reading (dBuV/m)	Average Limit (dBuV/m)	Margin (dB)	Peak Limit (dBuV/m)	PK Margin (dB)	Azimuth (Degs)	Height (cm)	Polarity
1	* 2.39	62.89	Pk	31.9	-35.8	58.99	-	-	74	-15.01	339	397	V
2	* 2.389904	63.78	Pk	31.9	-35.8	59.88	-	-	74	-14.12	339	397	V
3	* 2.39	49.99	RMS	31.9	-35.8	46.09	54	-7.91	-	-	339	397	V
4	* 2.389983	51.71	RMS	31.9	-35.8	47.81	54	-6.19	-	-	339	397	V

* - indicates frequency in CFR47 Pt 15 / IC RSS-Restricted Band
Pk - Peak detector
RMS - RMS detection

UL LLC.
47173 Benicia Street, Fremont, CA 94538; USA. TEL:(510) 319-4000 FAX:(510) 661-0888
This report shall not be reproduced except in full, without the written approval of UL LLC.

BANDEDGE (HIGH CHANNEL)

HORIZONTAL RESULT

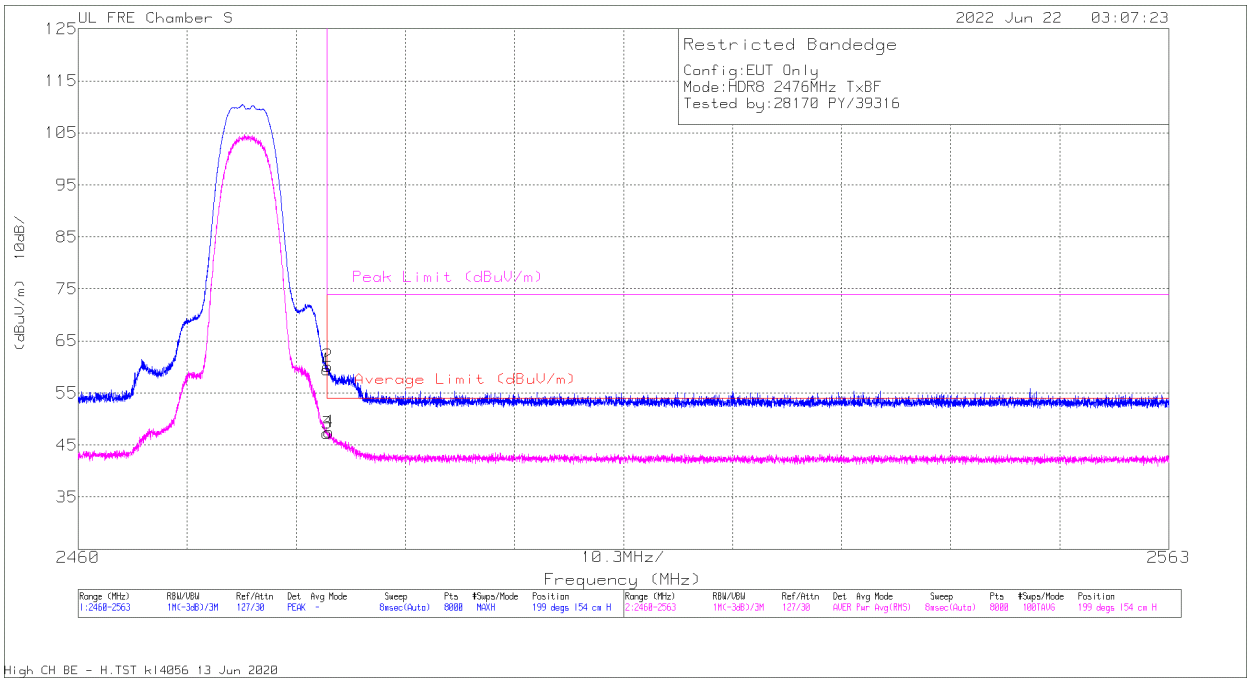

Marker	Frequency (MHz)	Meter Reading (dBuV)	Det	AF 206807 (dB/m)	Amp/Cbl/Fltr/Pad (dB)	Corrected Reading (dBuV/m)	Average Limit (dBuV/m)	Margin (dB)	Peak Limit (dBuV/m)	PK Margin (dB)	Azimuth (Degs)	Height (cm)	Polarity
1	2483.5	62.04	Pk	32.4	-35	59.44	-	-	74	-14.56	199	154	H
3	2483.5	49.9	RMS	32.4	-35	47.3	54	-6.7	-	-	199	154	H
2	2483.578	62.76	Pk	32.4	-35	60.16	-	-	74	-13.84	199	154	H
4	2483.681	50.1	RMS	32.4	-35	47.5	54	-6.5	-	-	199	154	H

Pk - Peak detector
RMS - RMS detection

UL LLC.
47173 Benicia Street, Fremont, CA 94538; USA. TEL:(510) 319-4000 FAX:(510) 661-0888
This report shall not be reproduced except in full, without the written approval of UL LLC.

VERTICAL RESULT

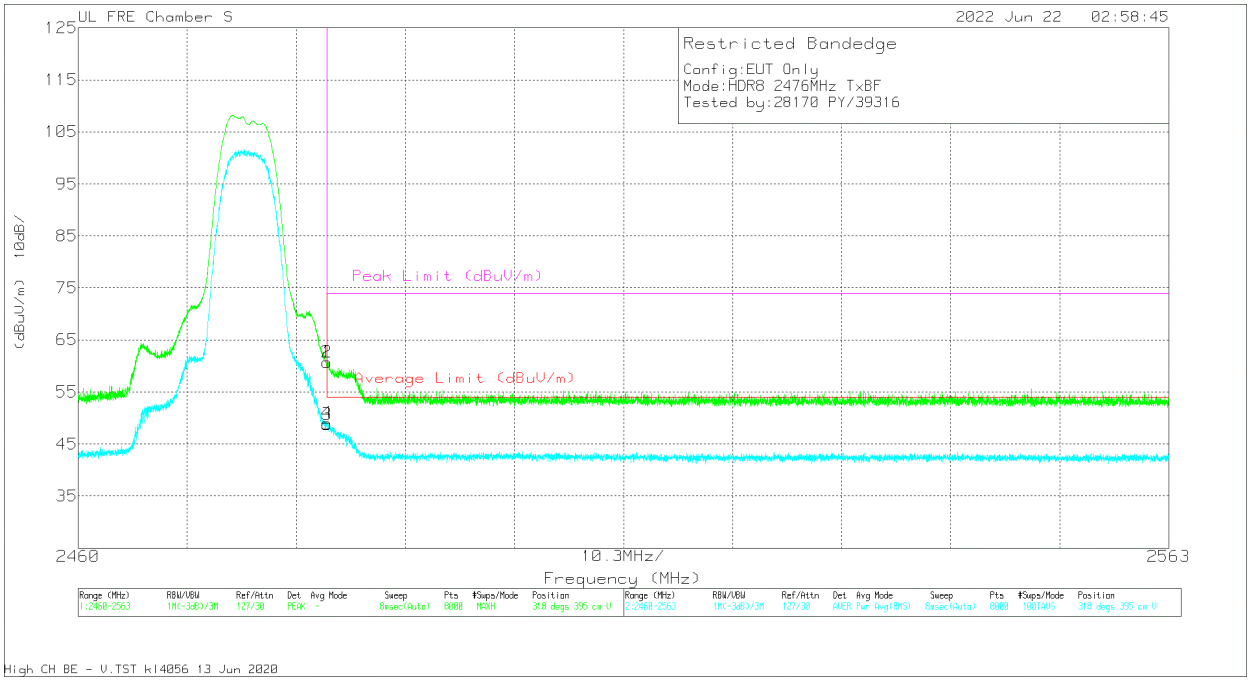

Marker	Frequency (MHz)	Meter Reading (dBuV)	Det	AF 206807 (dB/m)	Amp/Cbl/Fltr/Pad (dB)	Corrected Reading (dBuV/m)	Average Limit (dBuV/m)	Margin (dB)	Peak Limit (dBuV/m)	PK Margin (dB)	Azimuth (Degs)	Height (cm)	Polarity
1	2483.5	63.27	Pk	32.4	-35	60.67	-	-	74	-13.33	318	395	V
3	2483.5	51.33	RMS	32.4	-35	48.73	54	-5.27	-	-	318	395	V
2	2483.513	63.36	Pk	32.4	-35	60.76	-	-	74	-13.24	318	395	V
4	2483.513	51.55	RMS	32.4	-35	48.95	54	-5.05	-	-	318	395	V

Pk - Peak detector
RMS - RMS detection

UL LLC.
47173 Benicia Street, Fremont, CA 94538; USA. TEL:(510) 319-4000 FAX:(510) 661-0888
This report shall not be reproduced except in full, without the written approval of UL LLC.

10.2.5. LOW POWER HDR (HDR4)

ANT 4

BANDEDGE (LOW CHANNEL)

HORIZONTAL RESULT

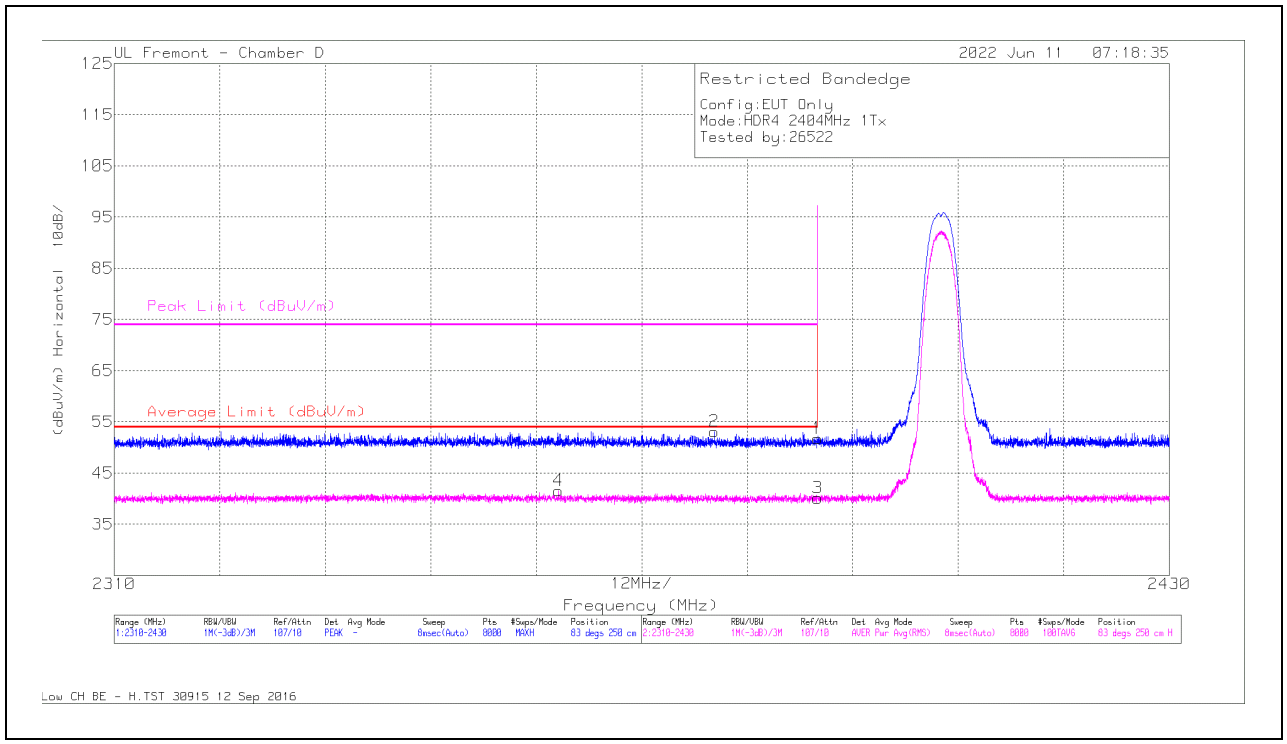

Marker	Frequency (MHz)	Meter Reading (dBuV)	Det	200786 ACF (dB/m)	Amp/Cbl/Fltr/Pad (dB)	Corrected Reading (dBuV/m)	Average Limit (dBuV/m)	Margin (dB)	Peak Limit (dBuV/m)	PK Margin (dB)	Azimuth (Degs)	Height (cm)	Polarity
1	* 2390	40.35	Pk	32.1	-20.7	51.75	-	-	74	-22.25	83	250	H
2	* 2378.229	41.83	Pk	32.1	-20.8	53.13	-	-	74	-20.87	83	250	H
3	* 2390	28.74	RMS	32.1	-20.7	40.14	54	-13.86	-	-	83	250	H
4	* 2360.542	30.06	RMS	32.3	-20.8	41.56	54	-12.44	-	-	83	250	H

* - indicates frequency in CFR47 Pt 15 / IC RSS-Restricted Band
Pk - Peak detector
RMS - RMS detection

UL LLC.
47173 Benicia Street, Fremont, CA 94538; USA. TEL:(510) 319-4000 FAX:(510) 661-0888
This report shall not be reproduced except in full, without the written approval of UL LLC.

VERTICAL RESULT

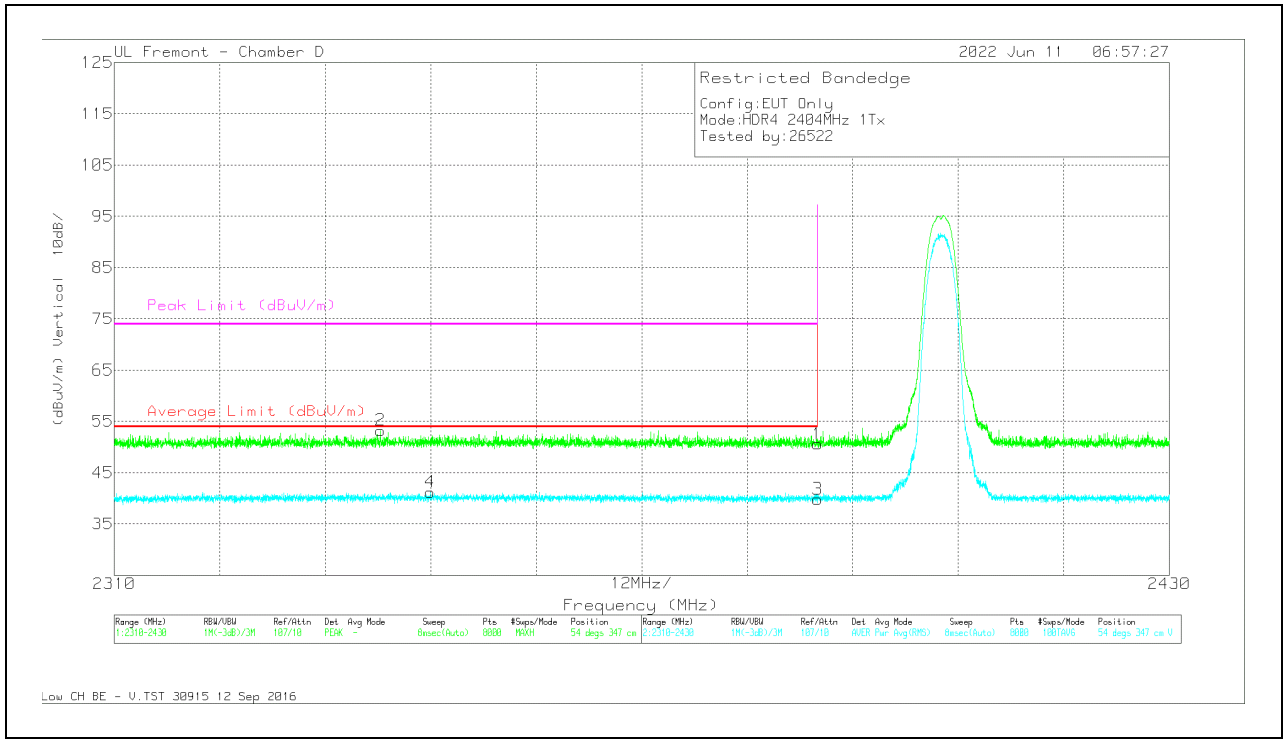

Marker	Frequency (MHz)	Meter Reading (dBuV)	Det	200786 ACF (dB/m)	Amp/Cbl/Fltr/Pad (dB)	Corrected Reading (dBuV/m)	Average Limit (dBuV/m)	Margin (dB)	Peak Limit (dBuV/m)	PK Margin (dB)	Azimuth (Degs)	Height (cm)	Polarity
1	* 2390	39.2	Pk	32.1	-20.7	50.6	-	-	74	-23.4	54	347	V
2	* 2340.304	41.85	Pk	32.3	-20.9	53.25	-	-	74	-20.75	54	347	V
3	* 2390	28.42	RMS	32.1	-20.7	39.82	54	-14.18	-	-	54	347	V
4	* 2345.945	29.72	RMS	32.3	-20.8	41.22	54	-12.78	-	-	54	347	V

* - indicates frequency in CFR47 Pt 15 / IC RSS-Restricted Band
Pk - Peak detector
RMS - RMS detection

UL LLC.
47173 Benicia Street, Fremont, CA 94538; USA. TEL:(510) 319-4000 FAX:(510) 661-0888
This report shall not be reproduced except in full, without the written approval of UL LLC.

BANDEDGE (HIGH CHANNEL)

HORIZONTAL RESULT

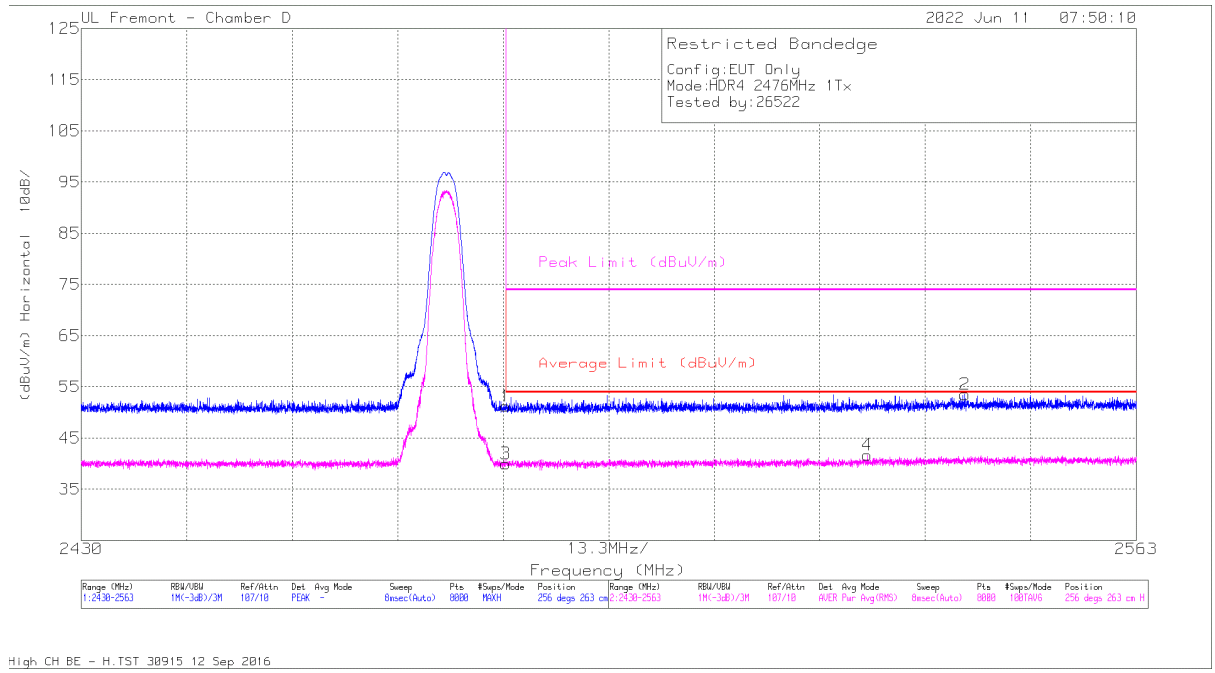

Marker	Frequency (MHz)	Meter Reading (dBuV)	Det	200786 ACF (dB/m)	Amp/Cbl/Fltr/Pad (dB)	Corrected Reading (dBuV/m)	Average Limit (dBuV/m)	Margin (dB)	Peak Limit (dBuV/m)	PK Margin (dB)	Azimuth (Degs)	Height (cm)	Polarity
1	* 2483.5	39.91	Pk	32	-20.7	51.21	-	-	74	-22.79	256	263	H
3	* 2483.5	28.67	RMS	32	-20.7	39.97	54	-14.03	-	-	256	263	H
4	2529.114	29.98	RMS	32.3	-20.6	41.68	54	-12.32	-	-	256	263	H
2	2541.401	41.51	Pk	32.4	-20.4	53.51	-	-	74	-20.49	256	263	H

* - indicates frequency in CFR47 Pt 15 / IC RSS-Restricted Band
Pk - Peak detector
RMS - RMS detection

UL LLC.
47173 Benicia Street, Fremont, CA 94538; USA. TEL:(510) 319-4000 FAX:(510) 661-0888
This report shall not be reproduced except in full, without the written approval of UL LLC.

VERTICAL RESULT

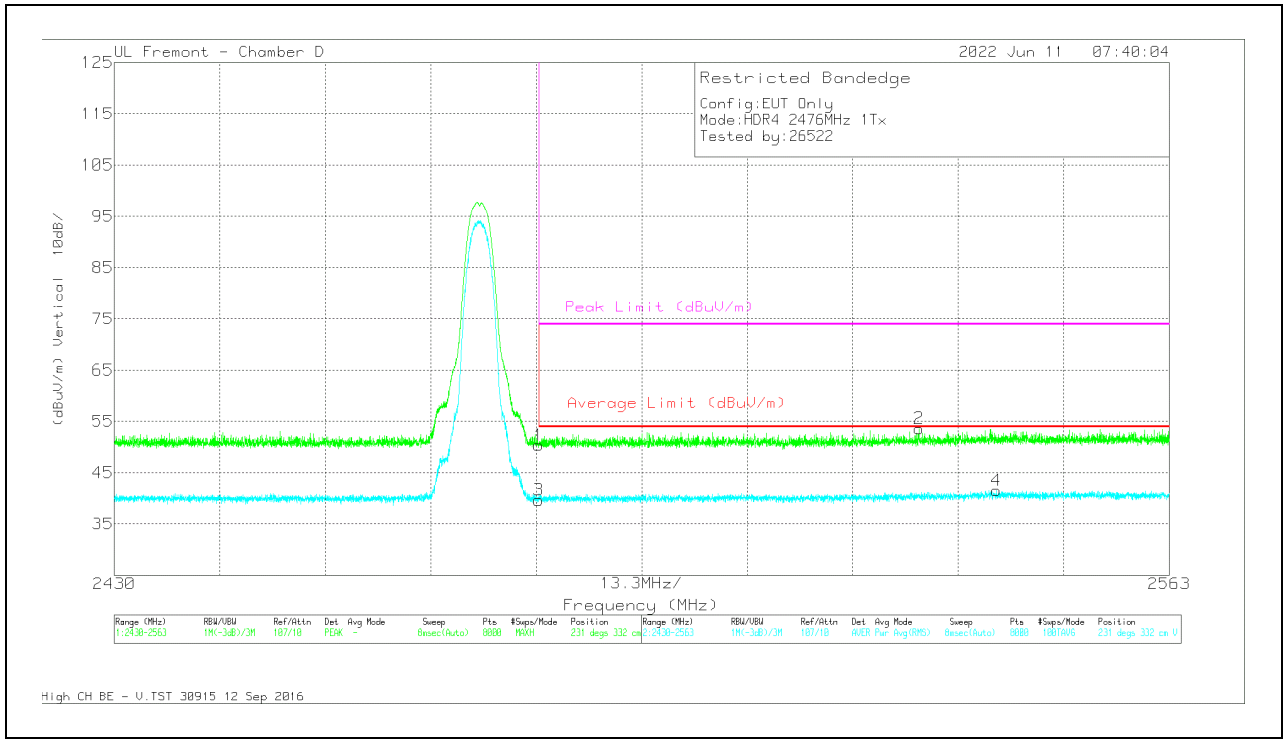

Marker	Frequency (MHz)	Meter Reading (dBuV)	Det	200786 ACF (dB/m)	Amp/Cbl/Fltr/Pad (dB)	Corrected Reading (dBuV/m)	Average Limit (dBuV/m)	Margin (dB)	Peak Limit (dBuV/m)	PK Margin (dB)	Azimuth (Degs)	Height (cm)	Polarity
1	* 2483.5	39.07	Pk	32	-20.7	50.37	-	-	74	-23.63	231	332	V
3	* 2483.5	28.36	RMS	32	-20.7	39.66	54	-14.34	-	-	231	332	V
2	2531.458	41.9	Pk	32.3	-20.6	53.6	-	-	74	-20.4	231	332	V
4	2541.218	29.52	RMS	32.4	-20.4	41.52	54	-12.48	-	-	231	332	V

* - indicates frequency in CFR47 Pt 15 / IC RSS-Restricted Band
Pk - Peak detector
RMS - RMS detection

UL LLC.
47173 Benicia Street, Fremont, CA 94538; USA. TEL:(510) 319-4000 FAX:(510) 661-0888
This report shall not be reproduced except in full, without the written approval of UL LLC.

ANT 3

BANDEDGE (LOW CHANNEL)

HORIZONTAL RESULT

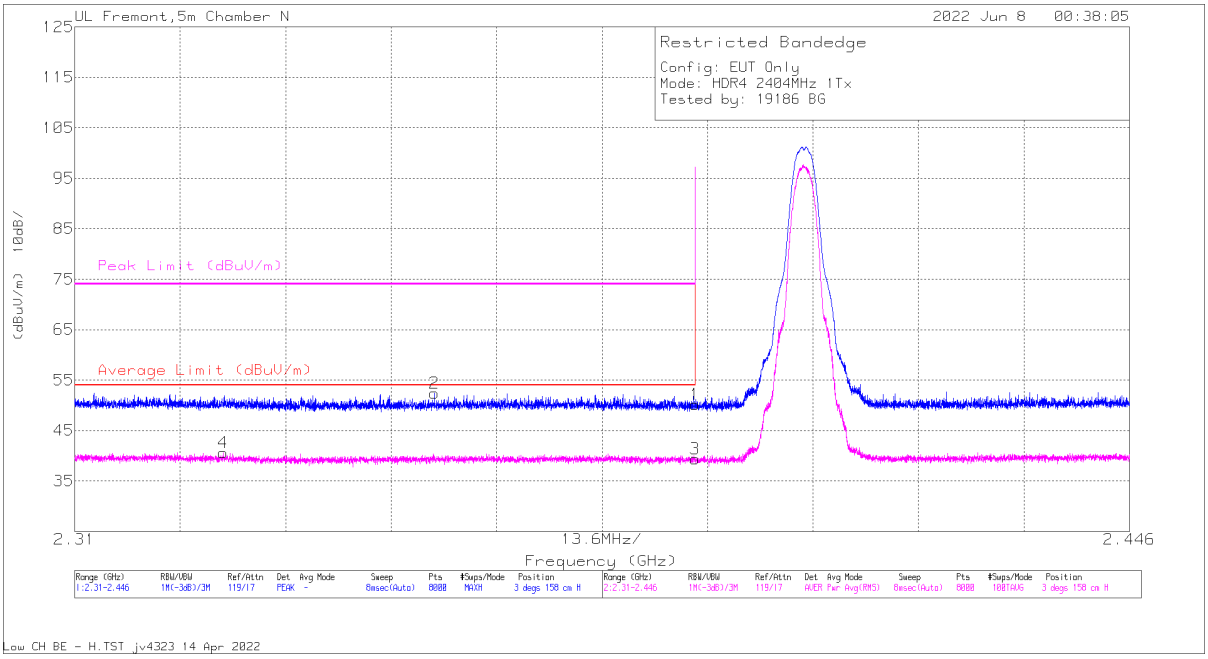

Marker	Frequency (GHz)	Meter Reading (dBuV)	Det	AF 84796 (dB/m)	Amp/Cbl/Pad (dB)	Corrected Reading (dBuV/m)	Average Limit (dBuV/m)	Margin (dB)	Peak Limit (dBuV/m)	PK Margin (dB)	Azimuth (Degs)	Height (cm)	Polarity
1	* 2.39	60.72	Pk	31.8	-42.4	50.12	-	-	74	-23.88	3	158	H
2	* 2.356364	63.09	Pk	31.8	-42.5	52.39	-	-	74	-21.61	3	158	H
3	* 2.39	49.98	RMS	31.8	-42.4	39.38	54	-14.62	-	-	3	158	H
4	* 2.329178	51.35	RMS	31.9	-42.6	40.65	54	-13.35	-	-	3	158	H

* - indicates frequency in CFR47 Pt 15 / IC RSS-Restricted Band
Pk - Peak detector
RMS - RMS detection

UL LLC.
47173 Benicia Street, Fremont, CA 94538; USA. TEL:(510) 319-4000 FAX:(510) 661-0888
This report shall not be reproduced except in full, without the written approval of UL LLC.

VERTICAL RESULT

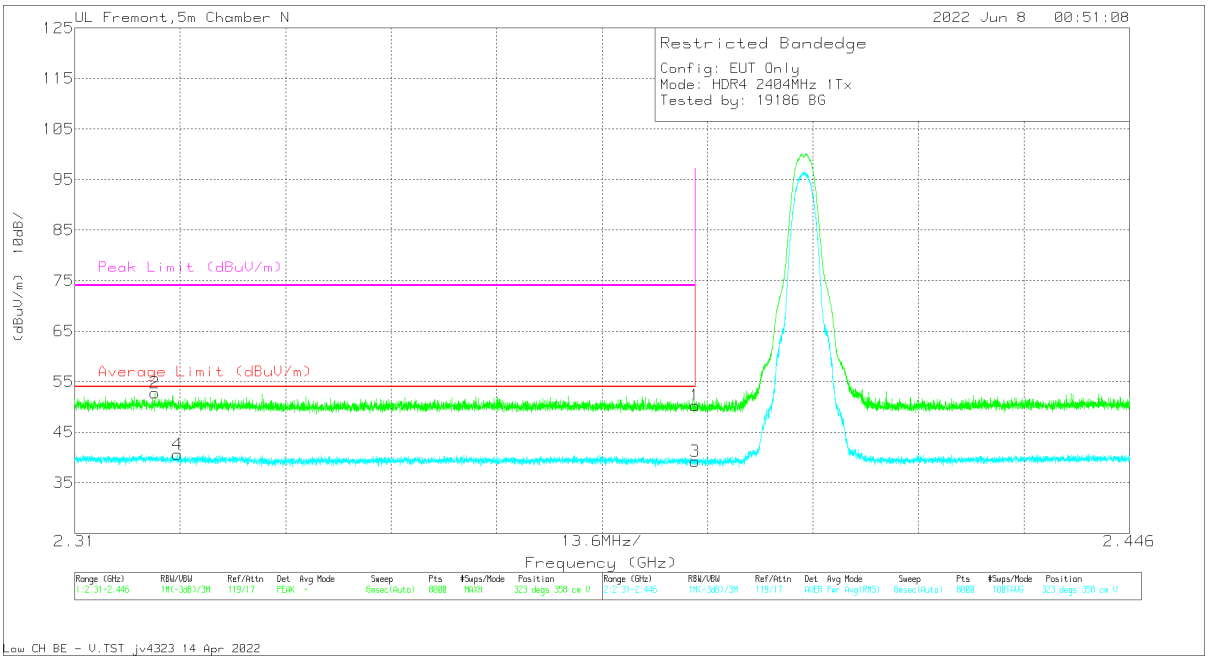

Marker	Frequency (GHz)	Meter Reading (dBuV)	Det	AF 84796 (dB/m)	Amp/Cbl/Pad (dB)	Corrected Reading (dBuV/m)	Average Limit (dBuV/m)	Margin (dB)	Peak Limit (dBuV/m)	PK Margin (dB)	Azimuth (Degs)	Height (cm)	Polarity
1	* 2.39	60.93	Pk	31.8	-42.4	50.33	-	-	74	-23.67	323	358	V
2	* 2.32032	63.4	Pk	31.9	-42.5	52.8	-	-	74	-21.2	323	358	V
3	* 2.39	49.88	RMS	31.8	-42.4	39.28	54	-14.72	-	-	323	358	V
4	* 2.323245	51.31	RMS	31.9	-42.6	40.61	54	-13.39	-	-	323	358	V

* - indicates frequency in CFR47 Pt 15 / IC RSS-Restricted Band
Pk - Peak detector
RMS - RMS detection

UL LLC.
47173 Benicia Street, Fremont, CA 94538; USA. TEL:(510) 319-4000 FAX:(510) 661-0888
This report shall not be reproduced except in full, without the written approval of UL LLC.

BANDEDGE (HIGH CHANNEL)

HORIZONTAL RESULT

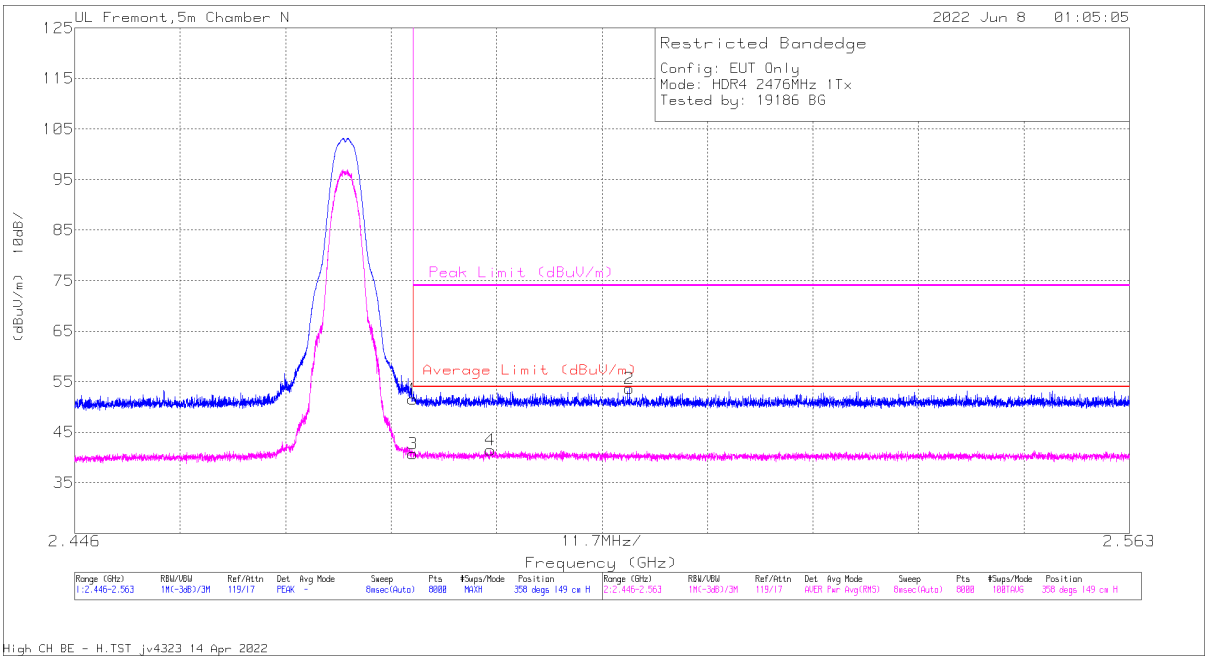

Marker	Frequency (GHz)	Meter Reading (dBuV)	Det	AF 84796 (dB/m)	Amp/Cbl/Pad (dB)	Corrected Reading (dBuV/m)	Average Limit (dBuV/m)	Margin (dB)	Peak Limit (dBuV/m)	PK Margin (dB)	Azimuth (Degs)	Height (cm)	Polarity
1	* 2.4835	61.18	Pk	32.6	-42.2	51.58	-	-	74	-22.42	358	149	H
3	* 2.4835	50.31	RMS	32.6	-42.2	40.71	54	-13.29	-	-	358	149	H
4	* 2.492119	50.81	RMS	32.7	-42	41.51	54	-12.49	-	-	358	149	H
2	2.50755	63.16	Pk	32.6	-42.1	53.66	-	-	74	-20.34	358	149	H

* - indicates frequency in CFR47 Pt 15 / IC RSS-Restricted Band
Pk - Peak detector
RMS - RMS detection

UL LLC.
47173 Benicia Street, Fremont, CA 94538; USA. TEL:(510) 319-4000 FAX:(510) 661-0888
This report shall not be reproduced except in full, without the written approval of UL LLC.

VERTICAL RESULT

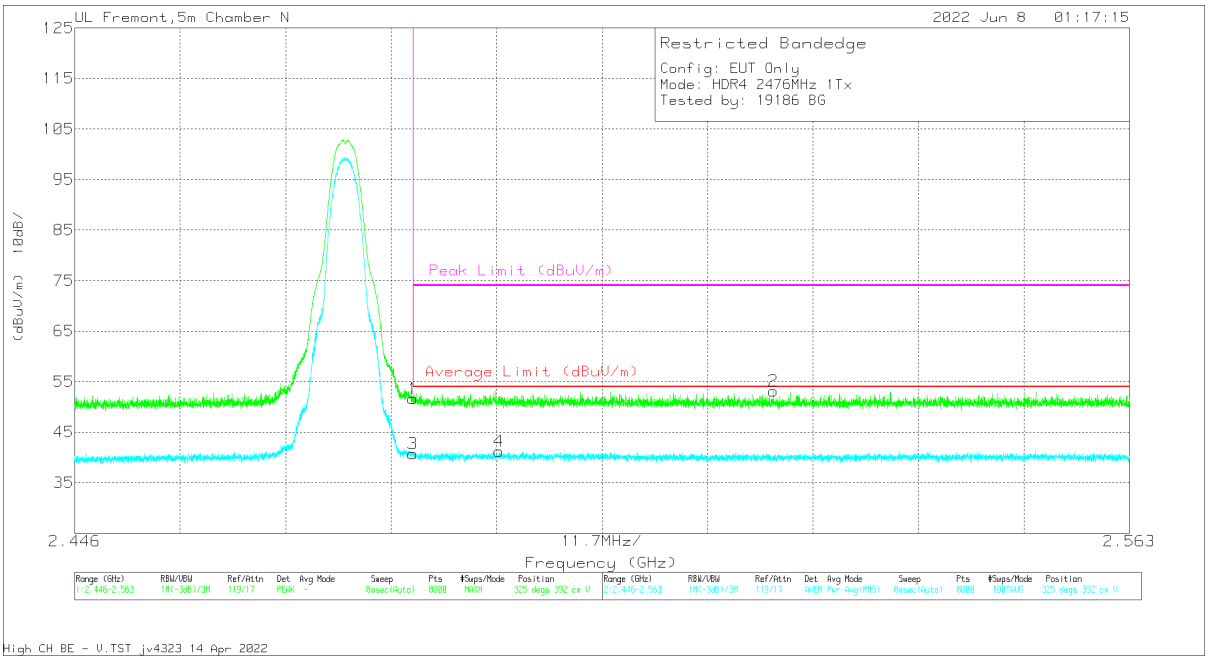

Marker	Frequency (GHz)	Meter Reading (dBuV)	Det	AF 84796 (dB/m)	Amp/Cbl/Pad (dB)	Corrected Reading (dBuV/m)	Average Limit (dBuV/m)	Margin (dB)	Peak Limit (dBuV/m)	PK Margin (dB)	Azimuth (Degs)	Height (cm)	Polarity
1	* 2.4835	61.24	Pk	32.6	-42.2	51.64	-	-	74	-22.36	325	392	V
3	* 2.4835	50.34	RMS	32.6	-42.2	40.74	54	-13.26	-	-	325	392	V
4	* 2.49307	50.64	RMS	32.6	-42	41.24	54	-12.76	-	-	325	392	V
2	2.523508	62.64	Pk	32.6	-42.1	53.14	-	-	74	-20.86	325	392	V

* - indicates frequency in CFR47 Pt 15 / IC RSS-Restricted Band
Pk - Peak detector
RMS - RMS detection

UL LLC.
47173 Benicia Street, Fremont, CA 94538; USA. TEL:(510) 319-4000 FAX:(510) 661-0888
This report shall not be reproduced except in full, without the written approval of UL LLC.

10.2.6. LOW POWER HDR TXBF (HDR4)

BANDEDGE (LOW CHANNEL)

HORIZONTAL RESULT

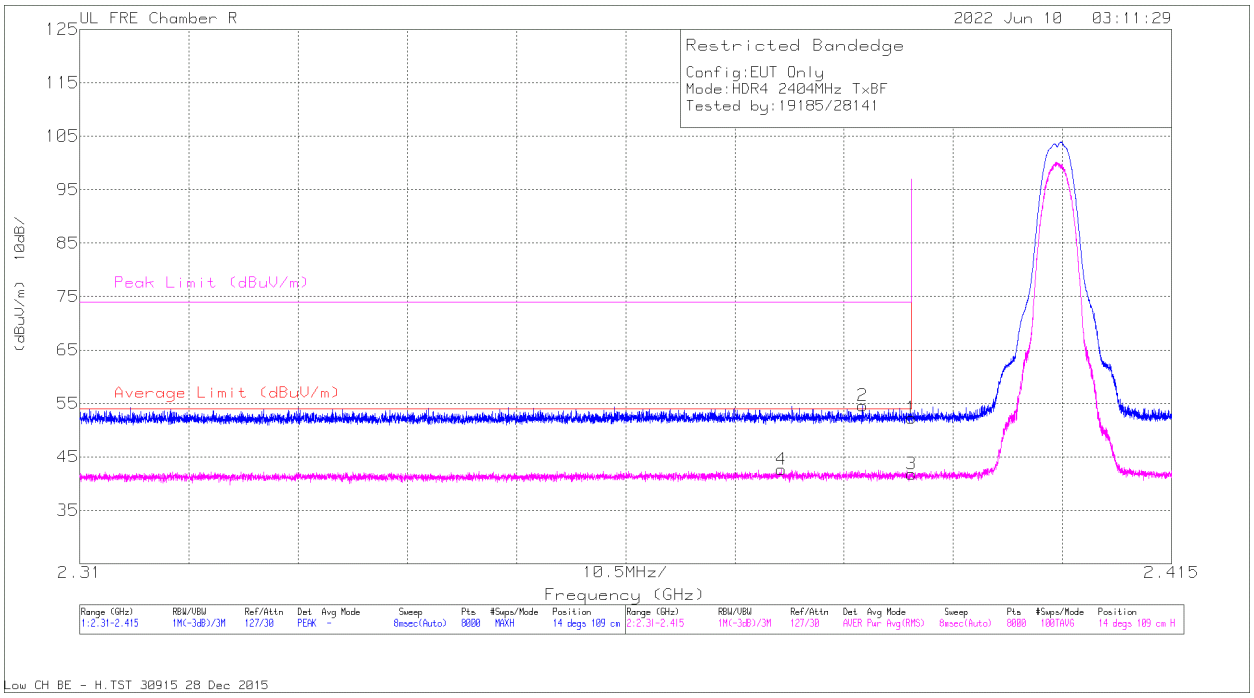

Marker	Frequency (GHz)	Meter Reading (dBuV)	Det	200785 ACF (dB)	Amp/Cbl/Fltr/Pad (dB)	Corrected Reading (dBuV/m)	Average Limit (dBuV/m)	Margin (dB)	Peak Limit (dBuV/m)	PK Margin (dB)	Azimuth (Degs)	Height (cm)	Polarity
1	* 2.39	56.16	Pk	31.9	-35.8	52.26	-	-	74	-21.74	14	109	H
2	* 2.385283	58.47	Pk	31.9	-35.8	54.57	-	-	74	-19.43	14	109	H
3	* 2.39	45.66	RMS	31.9	-35.8	41.76	54	-12.24	-	-	14	109	H
4	* 2.377473	46.52	RMS	31.9	-35.8	42.62	54	-11.38	-	-	14	109	H

* - indicates frequency in CFR47 Pt 15 / IC RSS-Restricted Band
Pk - Peak detector
RMS - RMS detection

UL LLC.
47173 Benicia Street, Fremont, CA 94538; USA. TEL:(510) 319-4000 FAX:(510) 661-0888
This report shall not be reproduced except in full, without the written approval of UL LLC.

VERTICAL RESULT

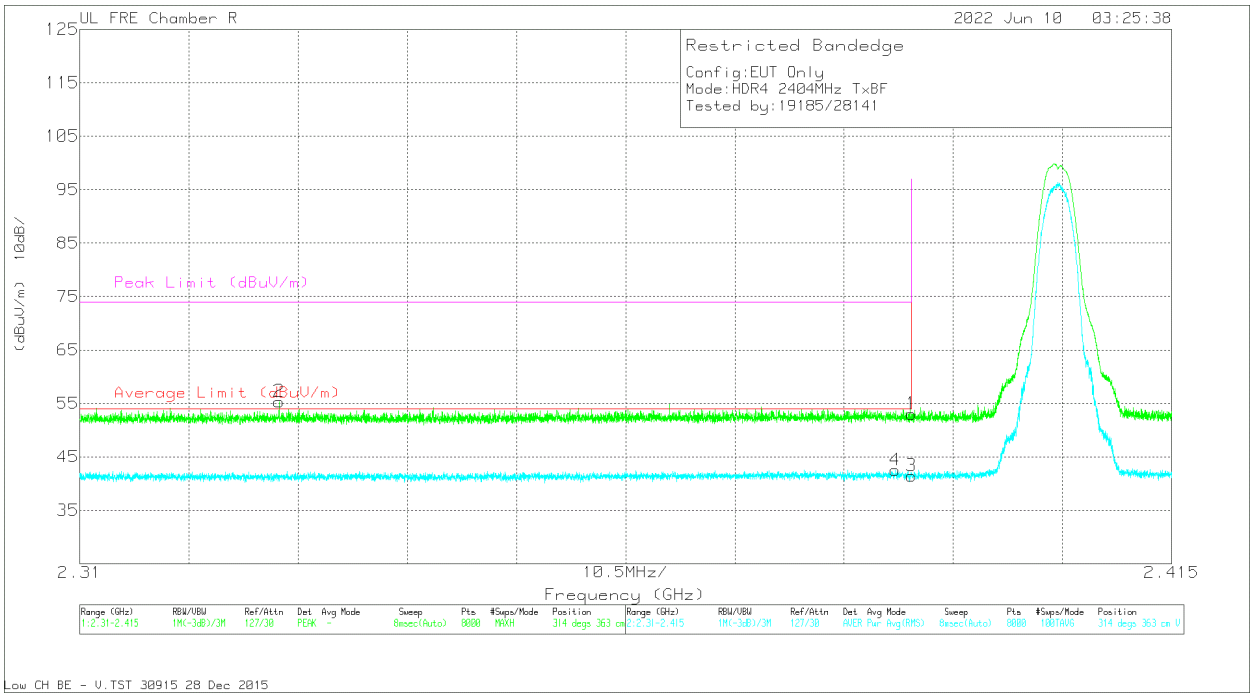

Marker	Frequency (GHz)	Meter Reading (dBuV)	Det	200785 ACF (dB)	Amp/Cbl/Fltr/Pad (dB)	Corrected Reading (dBuV/m)	Average Limit (dBuV/m)	Margin (dB)	Peak Limit (dBuV/m)	PK Margin (dB)	Azimuth (Degs)	Height (cm)	Polarity
1	* 2.39	56.93	Pk	31.9	-35.8	53.03	-	-	74	-20.97	314	363	V
2	* 2.329165	59.45	Pk	31.8	-35.9	55.35	-	-	74	-18.65	314	363	V
3	* 2.39	45.35	RMS	31.9	-35.8	41.45	54	-12.55	-	-	314	363	V
4	* 2.388421	46.42	RMS	31.9	-35.8	42.52	54	-11.48	-	-	314	363	V

* - indicates frequency in CFR47 Pt 15 / IC RSS-Restricted Band
Pk - Peak detector
RMS - RMS detection

UL LLC.
47173 Benicia Street, Fremont, CA 94538; USA. TEL:(510) 319-4000 FAX:(510) 661-0888
This report shall not be reproduced except in full, without the written approval of UL LLC.

BANDEDGE (HIGH CHANNEL)

HORIZONTAL RESULT

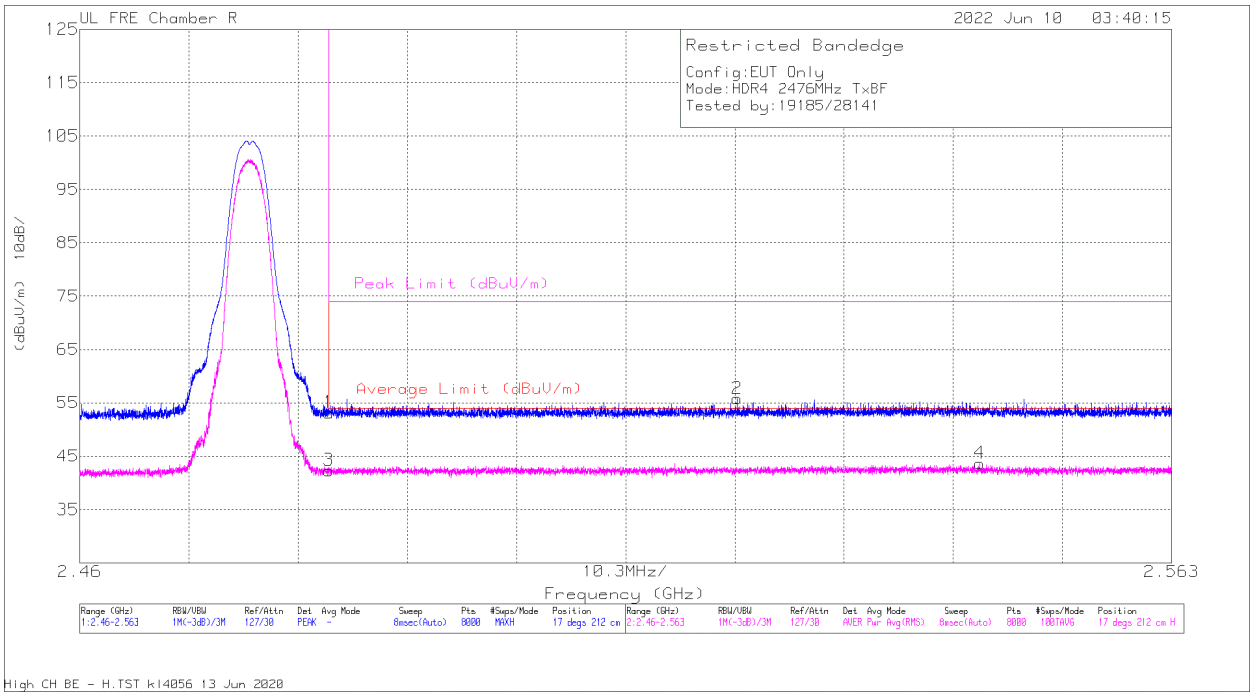

Marker	Frequency (GHz)	Meter Reading (dBuV)	Det	200785 ACF (dB)	Amp/Cbl/Fltr/Pad (dB)	Corrected Reading (dBuV/m)	Average Limit (dBuV/m)	Margin (dB)	Peak Limit (dBuV/m)	PK Margin (dB)	Azimuth (Degs)	Height (cm)	Polarity
1	* 2.4835	56.56	Pk	32.2	-35.6	53.16	-	-	74	-20.84	17	212	H
3	* 2.4835	45.73	RMS	32.2	-35.6	42.33	54	-11.67	-	-	17	212	H
2	2.522029	58.78	Pk	32.4	-35.4	55.78	-	-	74	-18.22	17	212	H
4	2.544898	46.66	RMS	32.3	-35.3	43.66	54	-10.34	-	-	17	212	H

* - indicates frequency in CFR47 Pt 15 / IC RSS-Restricted Band
Pk - Peak detector
RMS - RMS detection

UL LLC.
47173 Benicia Street, Fremont, CA 94538; USA. TEL:(510) 319-4000 FAX:(510) 661-0888
This report shall not be reproduced except in full, without the written approval of UL LLC.

VERTICAL RESULT

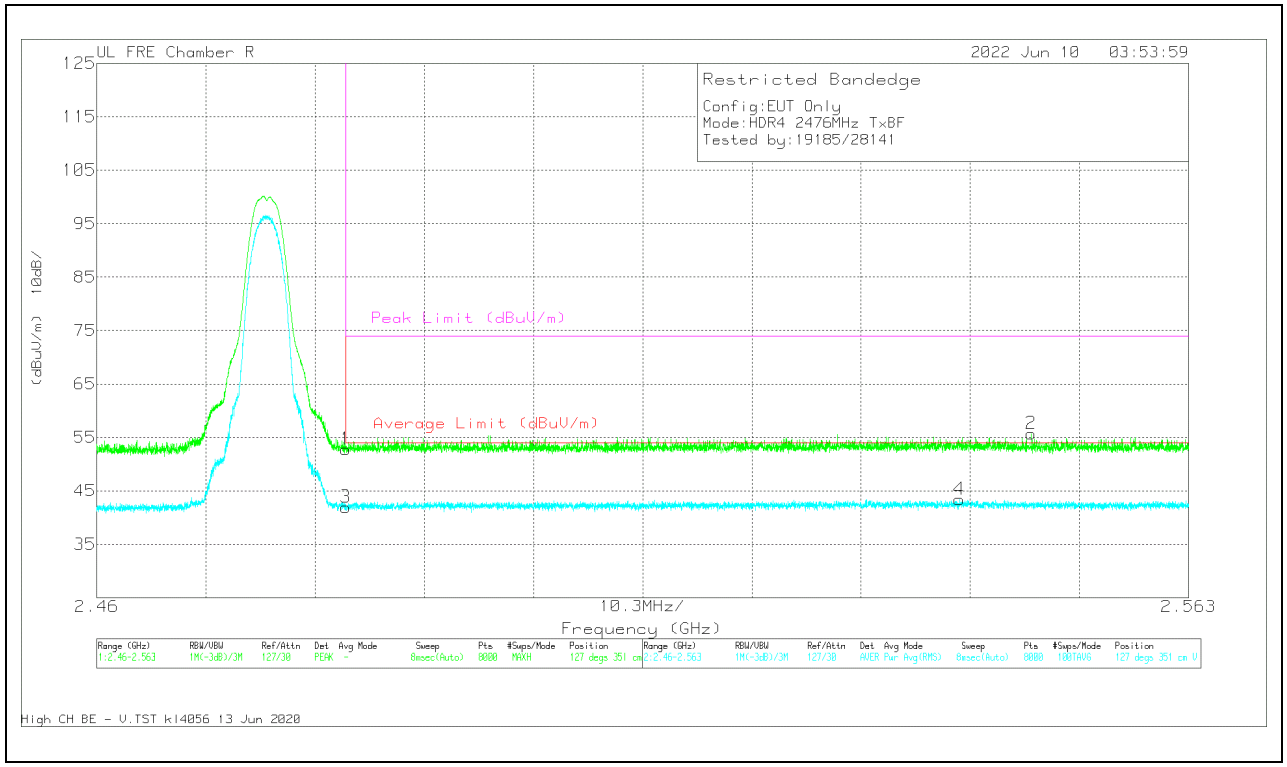

Marker	Frequency (GHz)	Meter Reading (dBuV)	Det	200785 ACF (dB)	Amp/Cbl/Fltr/Pad (dB)	Corrected Reading (dBuV/m)	Average Limit (dBuV/m)	Margin (dB)	Peak Limit (dBuV/m)	PK Margin (dB)	Azimuth (Degs)	Height (cm)	Polarity
1	* 2.4835	56.19	Pk	32.2	-35.6	52.79	-	-	74	-21.21	127	351	V
3	* 2.4835	45.32	RMS	32.2	-35.6	41.92	54	-12.08	-	-	127	351	V
4	2.54137	46.3	RMS	32.4	-35.3	43.4	54	-10.6	-	-	127	351	V
2	2.548156	58.82	Pk	32.3	-35.4	55.72	-	-	74	-18.28	127	351	V

* - indicates frequency in CFR47 Pt 15 / IC RSS-Restricted Band
Pk - Peak detector
RMS - RMS detection

UL LLC.
47173 Benicia Street, Fremont, CA 94538; USA. TEL:(510) 319-4000 FAX:(510) 661-0888
This report shall not be reproduced except in full, without the written approval of UL LLC.

10.2.7. LOW POWER HDR (HDR8)

ANT 4

BANDEDGE (LOW CHANNEL)

HORIZONTAL RESULT

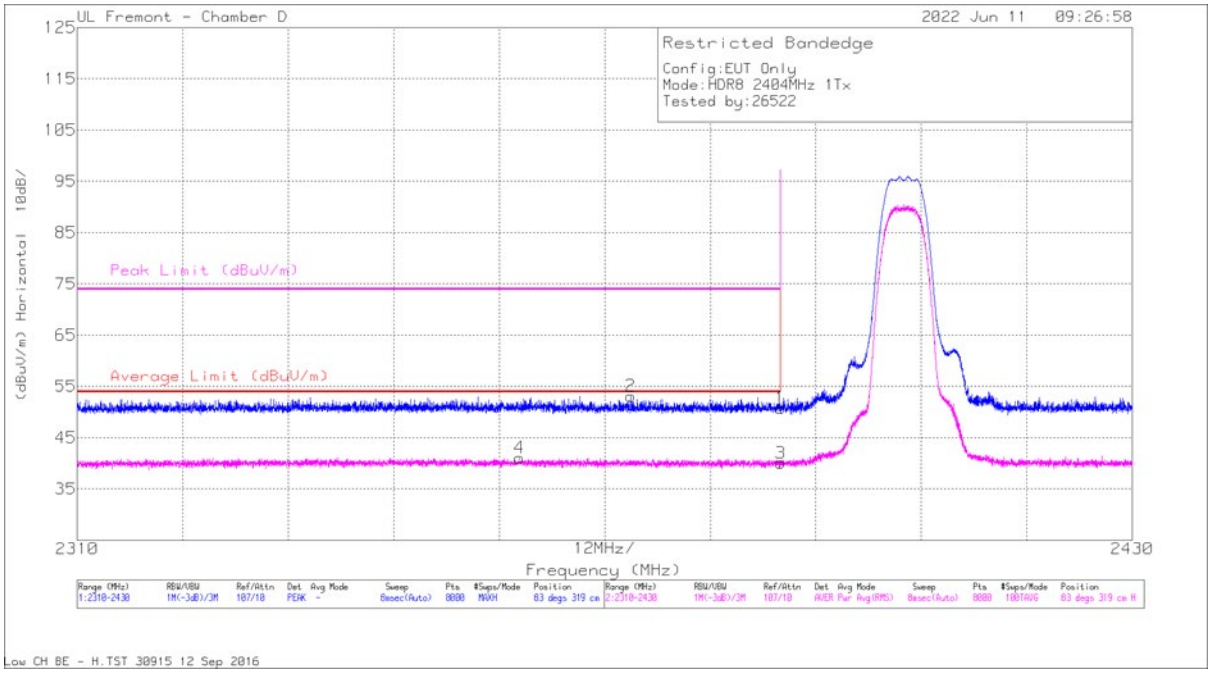

Marker	Frequency (MHz)	Meter Reading (dBuV)	Det	200786 ACF (dB/m)	Amp/Cbl/Fltr/Pad (dB)	Corrected Reading (dBuV/m)	Average Limit (dBuV/m)	Margin (dB)	Peak Limit (dBuV/m)	PK Margin (dB)	Azimuth (Degs)	Height (cm)	Polarity
1	* 2390	39.37	Pk	32.1	-20.7	50.77	-	-	74	-23.23	83	319	H
2	* 2372.978	41.72	Pk	32.2	-20.8	53.12	-	-	74	-20.88	83	319	H
3	* 2390	28.65	RMS	32.1	-20.7	40.05	54	-13.95	-	-	83	319	H
4	* 2360.302	29.56	RMS	32.3	-20.8	41.06	54	-12.94	-	-	83	319	H

* - indicates frequency in CFR47 Pt 15 / IC RSS-Restricted Band
Pk - Peak detector
RMS - RMS detection

UL LLC.
47173 Benicia Street, Fremont, CA 94538; USA. TEL:(510) 319-4000 FAX:(510) 661-0888
This report shall not be reproduced except in full, without the written approval of UL LLC.

VERTICAL RESULT

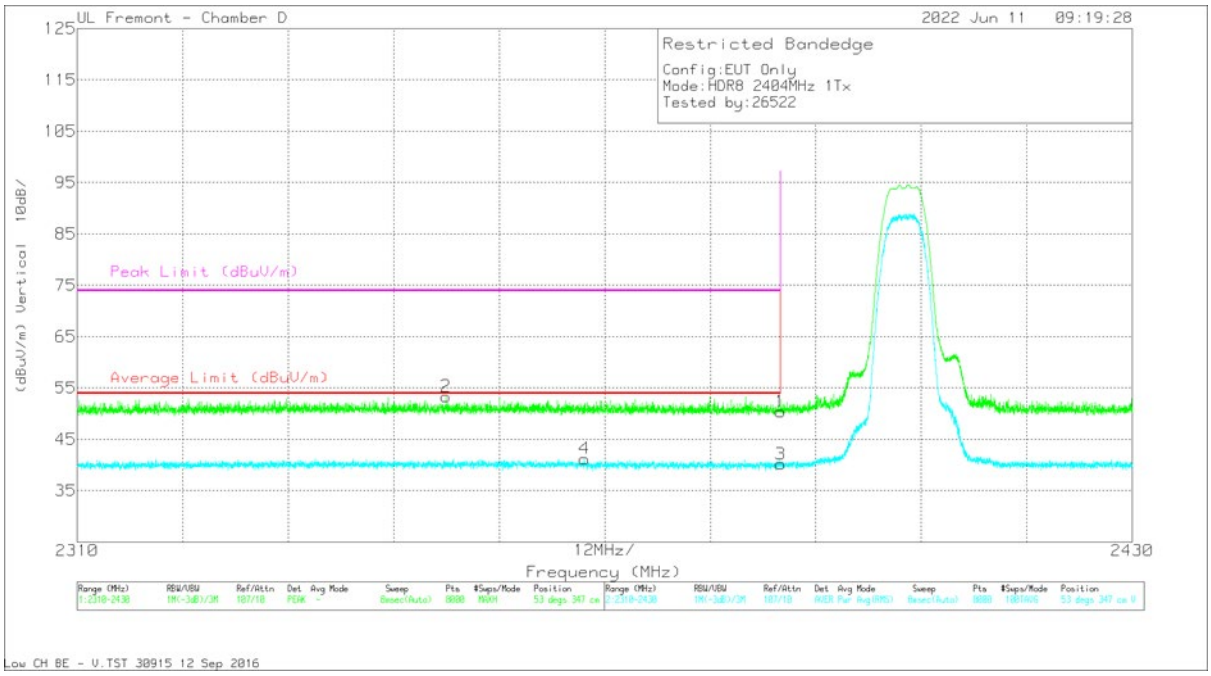

Marker	Frequency (MHz)	Meter Reading (dBuV)	Det	200786 ACF (dB/m)	Amp/Cbl/Fltr/Pad (dB)	Corrected Reading (dBuV/m)	Average Limit (dBuV/m)	Margin (dB)	Peak Limit (dBuV/m)	PK Margin (dB)	Azimuth (Degs)	Height (cm)	Polarity
1	* 2390	39.03	Pk	32.1	-20.7	50.43	-	-	74	-23.57	53	347	V
2	* 2351.961	41.93	Pk	32.3	-20.9	53.33	-	-	74	-20.67	53	347	V
3	* 2390	28.75	RMS	32.1	-20.7	40.15	54	-13.85	-	-	53	347	V
4	* 2367.698	29.83	RMS	32.2	-20.8	41.23	54	-12.77	-	-	53	347	V

* - indicates frequency in CFR47 Pt 15 / IC RSS-Restricted Band
Pk - Peak detector
RMS - RMS detection

UL LLC.
47173 Benicia Street, Fremont, CA 94538; USA. TEL:(510) 319-4000 FAX:(510) 661-0888
This report shall not be reproduced except in full, without the written approval of UL LLC.

BANDEDGE (HIGH CHANNEL)

HORIZONTAL RESULT

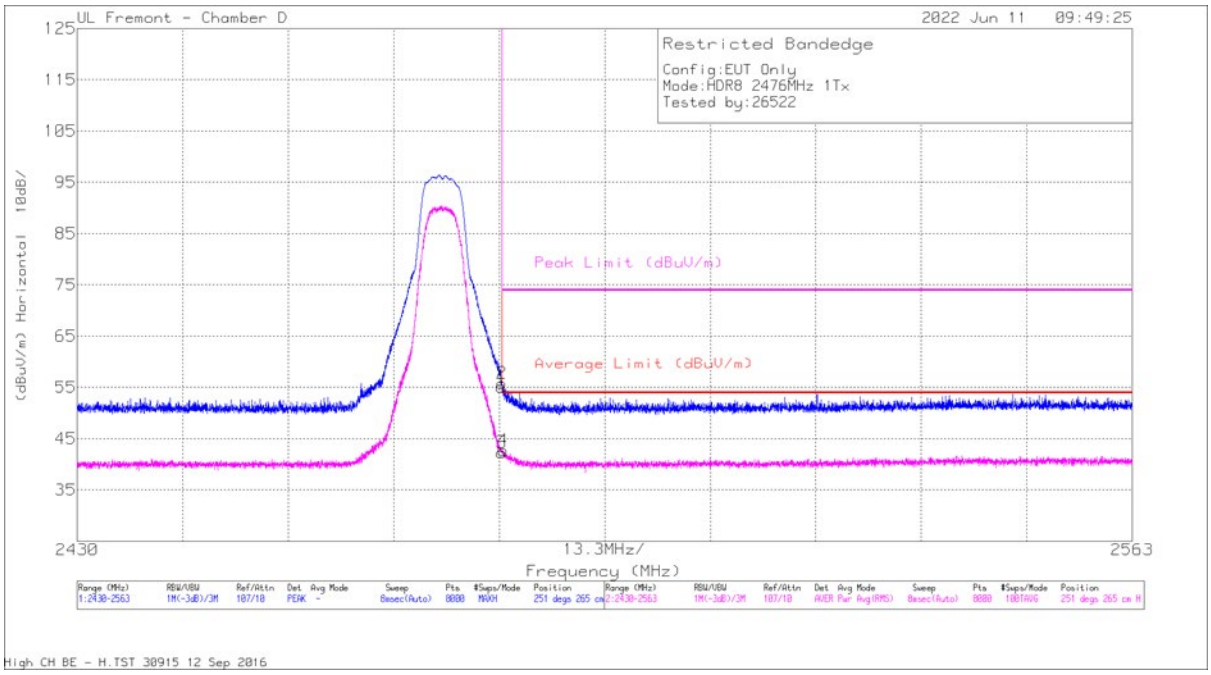

Marker	Frequency (MHz)	Meter Reading (dBuV)	Det	200786 ACF (dB/m)	Amp/Cbl/Fltr/Pad (dB)	Corrected Reading (dBuV/m)	Average Limit (dBuV/m)	Margin (dB)	Peak Limit (dBuV/m)	PK Margin (dB)	Azimuth (Degs)	Height (cm)	Polarity
1	* 2483.5	43.82	Pk	32	-20.7	55.12	-	-	74	-18.88	251	265	H
2	* 2483.539	44.52	Pk	32	-20.7	55.82	-	-	74	-18.18	251	265	H
3	* 2483.5	30.99	RMS	32	-20.7	42.29	54	-11.71	-	-	251	265	H
4	* 2483.705	31.42	RMS	32	-20.7	42.72	54	-11.28	-	-	251	265	H

* - indicates frequency in CFR47 Pt 15 / IC RSS-Restricted Band
Pk - Peak detector
RMS - RMS detection

UL LLC.
47173 Benicia Street, Fremont, CA 94538; USA. TEL:(510) 319-4000 FAX:(510) 661-0888
This report shall not be reproduced except in full, without the written approval of UL LLC.

VERTICAL RESULT

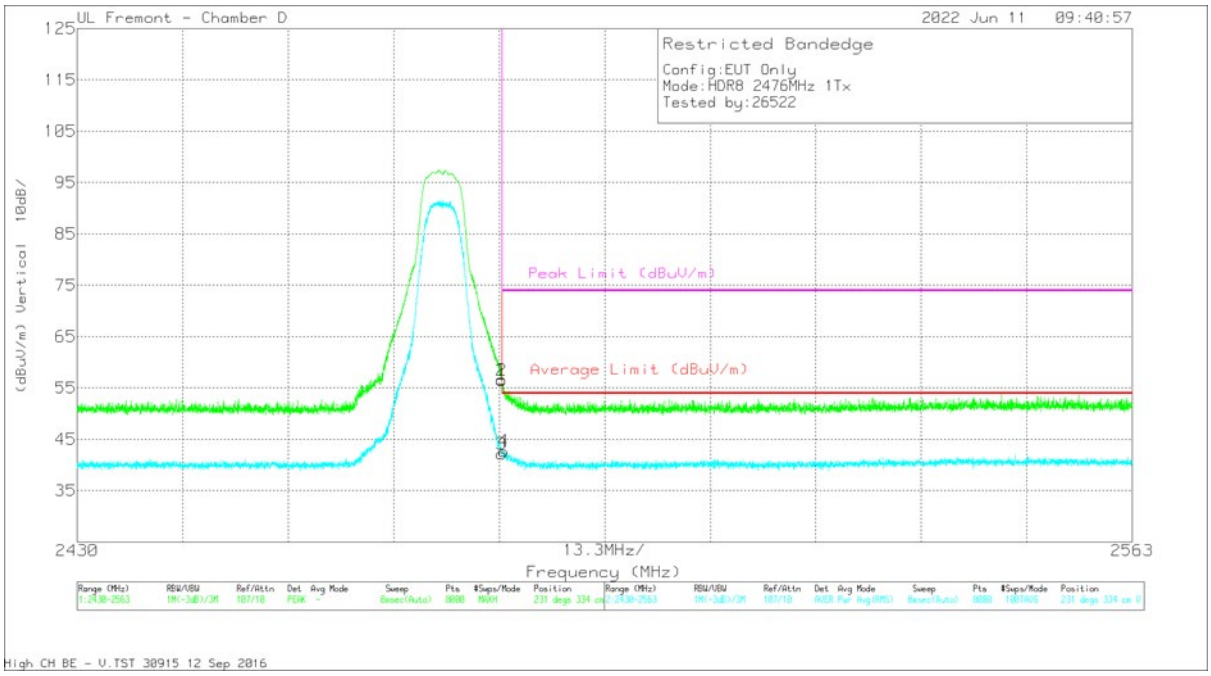

Marker	Frequency (MHz)	Meter Reading (dBuV)	Det	200786 ACF (dB/m)	Amp/Cbl/Fltr/Pad (dB)	Corrected Reading (dBuV/m)	Average Limit (dBuV/m)	Margin (dB)	Peak Limit (dBuV/m)	PK Margin (dB)	Azimuth (Degs)	Height (cm)	Polarity
1	* 2483.5	45.33	Pk	32	-20.7	56.63	-	-	74	-17.37	231	334	V
2	* 2483.506	45.18	Pk	32	-20.7	56.48	-	-	74	-17.52	231	334	V
3	* 2483.5	30.83	RMS	32	-20.7	42.13	54	-11.87	-	-	231	334	V
4	* 2483.772	31.35	RMS	32	-20.7	42.65	54	-11.35	-	-	231	334	V

* - indicates frequency in CFR47 Pt 15 / IC RSS-Restricted Band
Pk - Peak detector
RMS - RMS detection

UL LLC.
47173 Benicia Street, Fremont, CA 94538; USA. TEL:(510) 319-4000 FAX:(510) 661-0888
This report shall not be reproduced except in full, without the written approval of UL LLC.

ANT 3

BANDEDGE (LOW CHANNEL)

HORIZONTAL RESULT

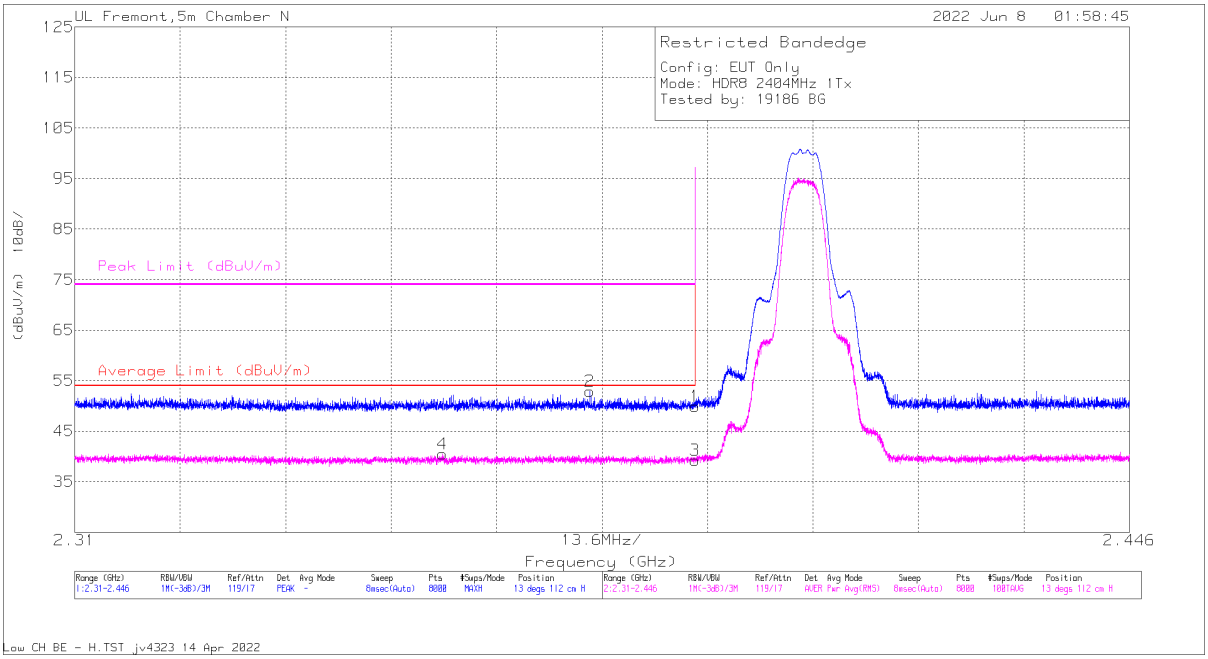

Marker	Frequency (GHz)	Meter Reading (dBuV)	Det	AF 84796 (dB/m)	Amp/Cbl/Pad (dB)	Corrected Reading (dBuV/m)	Average Limit (dBuV/m)	Margin (dB)	Peak Limit (dBuV/m)	PK Margin (dB)	Azimuth (Degs)	Height (cm)	Polarity
1	* 2.39	60.5	Pk	31.8	-42.4	49.9	-	-	74	-24.1	13	112	H
2	* 2.376427	63.45	Pk	31.9	-42.5	52.85	-	-	74	-21.15	13	112	H
3	* 2.39	49.86	RMS	31.8	-42.4	39.26	54	-14.74	-	-	13	112	H
4	* 2.357402	51.15	RMS	31.8	-42.5	40.45	54	-13.55	-	-	13	112	H

* - indicates frequency in CFR47 Pt 15 / IC RSS-Restricted Band
Pk - Peak detector
RMS - RMS detection

UL LLC.
47173 Benicia Street, Fremont, CA 94538; USA. TEL:(510) 319-4000 FAX:(510) 661-0888
This report shall not be reproduced except in full, without the written approval of UL LLC.

VERTICAL RESULT

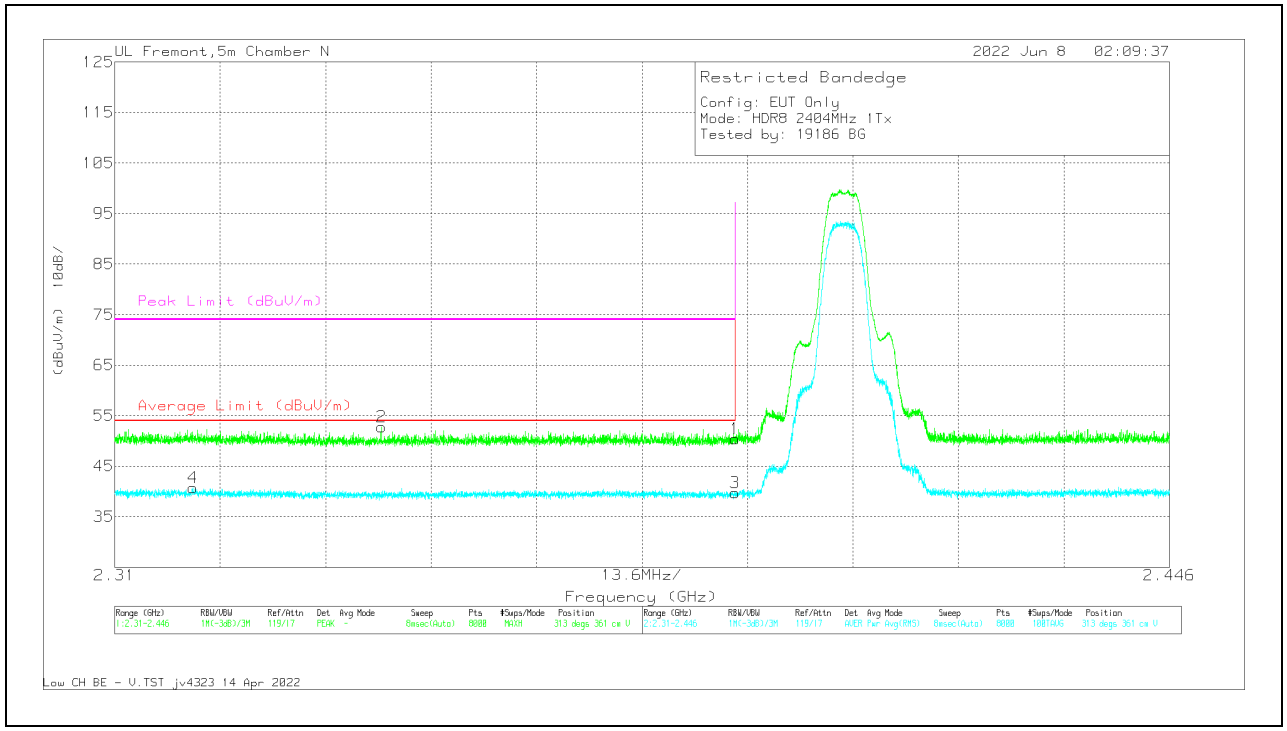

Marker	Frequency (GHz)	Meter Reading (dBuV)	Det	AF 84796 (dB/m)	Amp/Cbl/Pad (dB)	Corrected Reading (dBuV/m)	Average Limit (dBuV/m)	Margin (dB)	Peak Limit (dBuV/m)	PK Margin (dB)	Azimuth (Degs)	Height (cm)	Polarity
1	* 2.39	61	Pk	31.8	-42.4	50.4	-	-	74	-23.6	313	361	V
2	* 2.344412	63.52	Pk	31.8	-42.6	52.72	-	-	74	-21.28	313	361	V
3	* 2.39	50.32	RMS	31.8	-42.4	39.72	54	-14.28	-	-	313	361	V
4	* 2.320082	51.36	RMS	31.9	-42.5	40.76	54	-13.24	-	-	313	361	V

* - indicates frequency in CFR47 Pt 15 / IC RSS-Restricted Band
Pk - Peak detector
RMS - RMS detection

UL LLC.
47173 Benicia Street, Fremont, CA 94538; USA. TEL:(510) 319-4000 FAX:(510) 661-0888
This report shall not be reproduced except in full, without the written approval of UL LLC.

BANDEDGE (HIGH CHANNEL)

HORIZONTAL RESULT

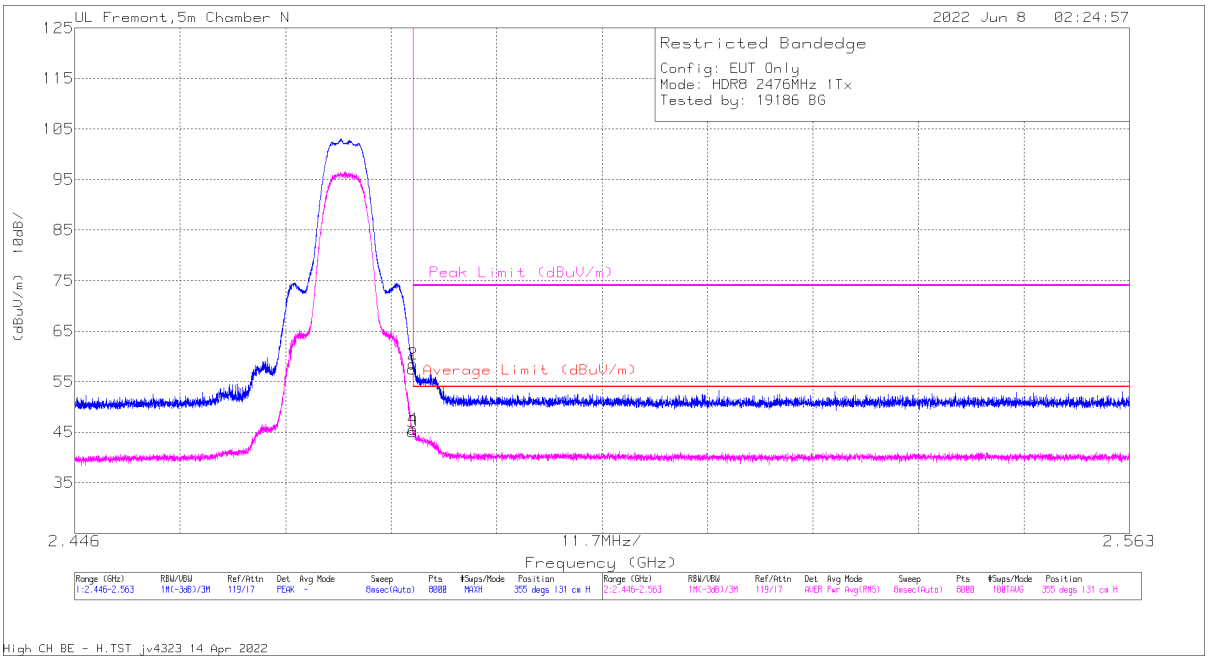

Marker	Frequency (GHz)	Meter Reading (dBuV)	Det	AF 84796 (dB/m)	Amp/Cbl/Pad (dB)	Corrected Reading (dBuV/m)	Average Limit (dBuV/m)	Margin (dB)	Peak Limit (dBuV/m)	PK Margin (dB)	Azimuth (Degs)	Height (cm)	Polarity
1	* 2.4835	67.15	Pk	32.6	-42.2	57.55	-	-	74	-16.45	355	131	H
2	* 2.483518	68.08	Pk	32.6	-42.2	58.48	-	-	74	-15.52	355	131	H
3	* 2.4835	54.7	RMS	32.6	-42.2	45.1	54	-8.9	-	-	355	131	H
4	* 2.483518	55.19	RMS	32.6	-42.2	45.59	54	-8.41	-	-	355	131	H

* - indicates frequency in CFR47 Pt 15 / IC RSS-Restricted Band
Pk - Peak detector
RMS - RMS detection

UL LLC.
47173 Benicia Street, Fremont, CA 94538; USA. TEL:(510) 319-4000 FAX:(510) 661-0888
This report shall not be reproduced except in full, without the written approval of UL LLC.

VERTICAL RESULT

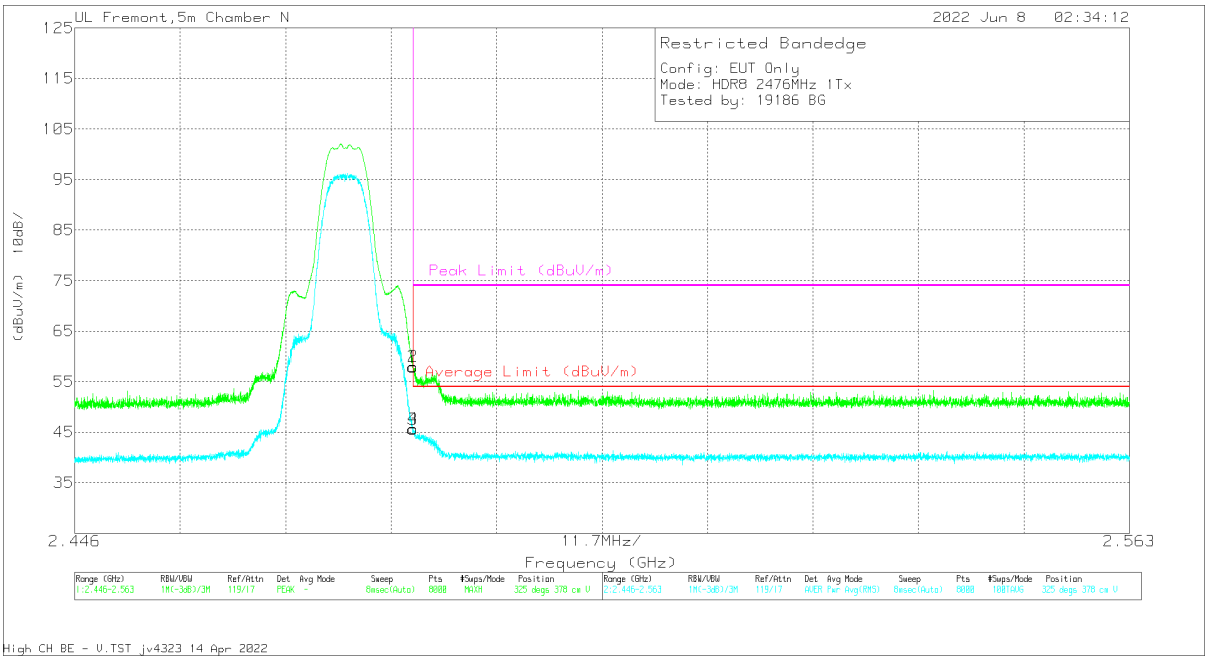

Marker	Frequency (GHz)	Meter Reading (dBuV)	Det	AF 84796 (dB/m)	Amp/Cbl/Pad (dB)	Corrected Reading (dBuV/m)	Average Limit (dBuV/m)	Margin (dB)	Peak Limit (dBuV/m)	PK Margin (dB)	Azimuth (Degs)	Height (cm)	Polarity
1	* 2.4835	67.52	Pk	32.6	-42.2	57.92	-	-	74	-16.08	325	378	V
2	* 2.483504	67.59	Pk	32.6	-42.2	57.99	-	-	74	-16.01	325	378	V
3	* 2.4835	55.17	RMS	32.6	-42.2	45.57	54	-8.43	-	-	325	378	V
4	* 2.483548	55.31	RMS	32.6	-42.2	45.71	54	-8.29	-	-	325	378	V

* - indicates frequency in CFR47 Pt 15 / IC RSS-Restricted Band
Pk - Peak detector
RMS - RMS detection

UL LLC.
47173 Benicia Street, Fremont, CA 94538; USA. TEL:(510) 319-4000 FAX:(510) 661-0888
This report shall not be reproduced except in full, without the written approval of UL LLC.

10.2.8. LOW POWER HDR TXBF (HDR8)

BANDEDGE (LOW CHANNEL)

HORIZONTAL RESULT

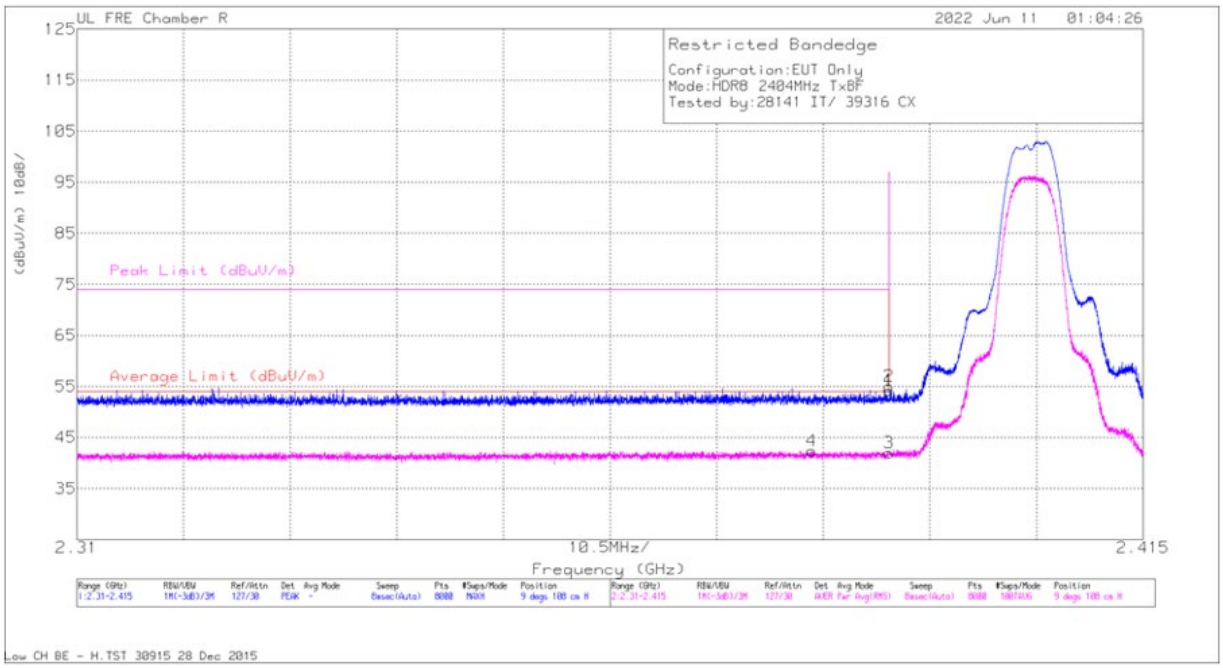

Marker	Frequency (GHz)	Meter Reading (dBuV)	Det	200785 ACF (dB)	Amp/Cbl/Fltr/Pad (dB)	Corrected Reading (dBuV/m)	Average Limit (dBuV/m)	Margin (dB)	Peak Limit (dBuV/m)	PK Margin (dB)	Azimuth (Degs)	Height (cm)	Polarity
1	* 2.39	58.1	Pk	31.9	-35.8	54.2	-	-	74	-19.8	9	108	H
2	* 2.389996	58.92	Pk	31.9	-35.8	55.02	-	-	74	-18.98	9	108	H
3	* 2.39	45.86	RMS	31.9	-35.8	41.96	54	-12.04	-	-	9	108	H
4	* 2.382369	46.2	RMS	32	-35.8	42.4	54	-11.6	-	-	9	108	H

* - indicates frequency in CFR47 Pt 15 / IC RSS-Restricted Band
Pk - Peak detector
RMS - RMS detection

UL LLC.
47173 Benicia Street, Fremont, CA 94538; USA. TEL:(510) 319-4000 FAX:(510) 661-0888
This report shall not be reproduced except in full, without the written approval of UL LLC.

VERTICAL RESULT

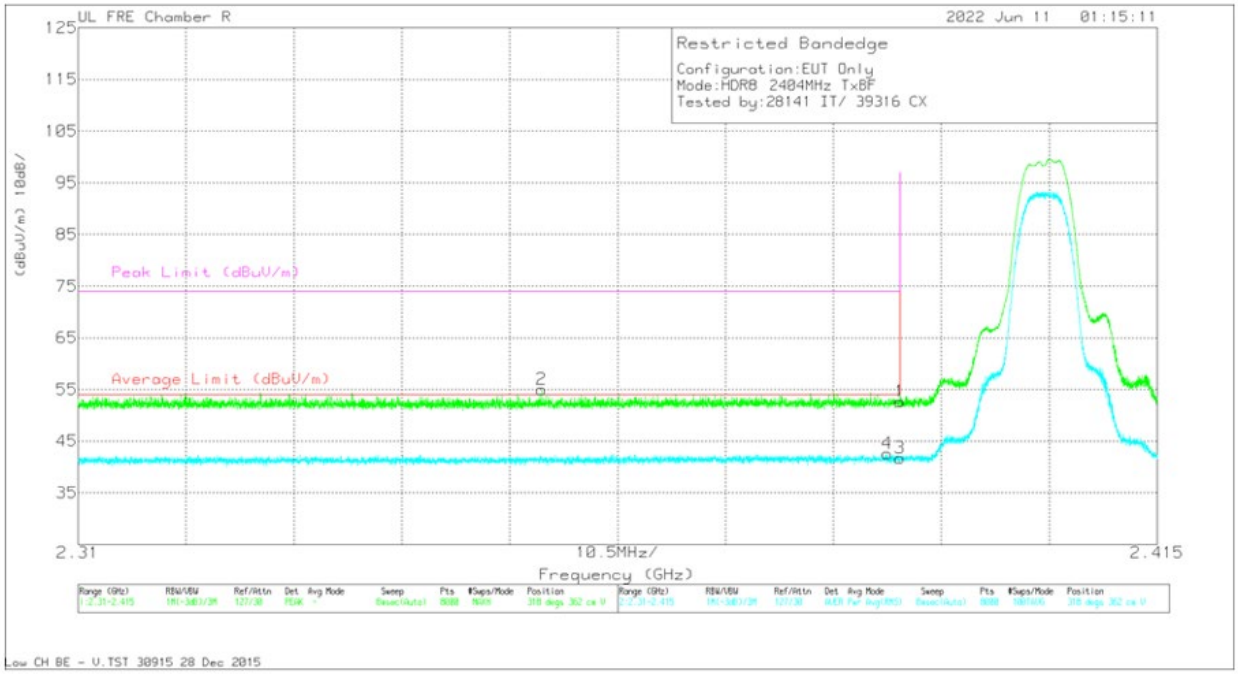

Marker	Frequency (GHz)	Meter Reading (dBuV)	Det	200785 ACF (dB)	Amp/Cbl/Fltr/Pad (dB)	Corrected Reading (dBuV/m)	Average Limit (dBuV/m)	Margin (dB)	Peak Limit (dBuV/m)	PK Margin (dB)	Azimuth (Degs)	Height (cm)	Polarity
1	* 2.39	56.58	Pk	31.9	-35.8	52.68	-	-	74	-21.32	318	362	V
2	* 2.355118	59.19	Pk	31.7	-35.9	54.99	-	-	74	-19.01	318	362	V
3	* 2.39	45.57	RMS	31.9	-35.8	41.67	54	-12.33	-	-	318	362	V
4	* 2.388723	46.5	RMS	31.9	-35.8	42.6	54	-11.4	-	-	318	362	V

* - indicates frequency in CFR47 Pt 15 / IC RSS-Restricted Band
Pk - Peak detector
RMS - RMS detection

UL LLC.
47173 Benicia Street, Fremont, CA 94538; USA. TEL:(510) 319-4000 FAX:(510) 661-0888
This report shall not be reproduced except in full, without the written approval of UL LLC.

BANDEDGE (HIGH CHANNEL)

HORIZONTAL RESULT

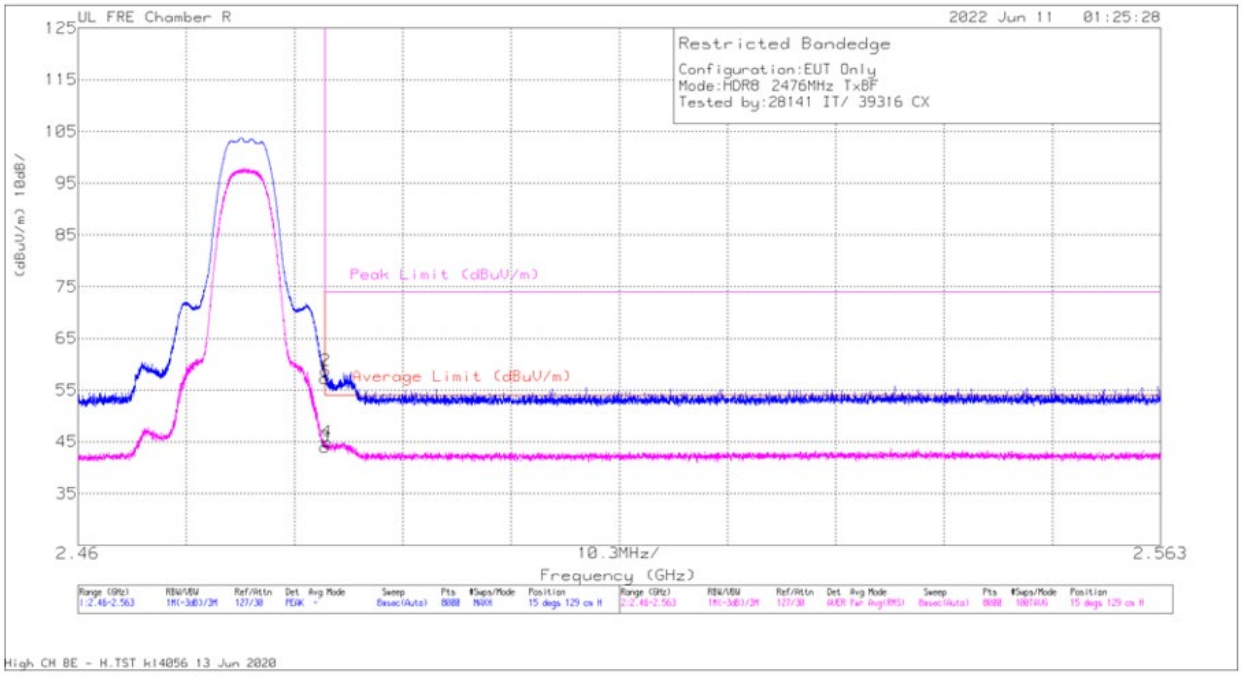

Marker	Frequency (GHz)	Meter Reading (dBuV)	Det	200785 ACF (dB)	Amp/Cbl/Fltr/Pad (dB)	Corrected Reading (dBuV/m)	Average Limit (dBuV/m)	Margin (dB)	Peak Limit (dBuV/m)	PK Margin (dB)	Azimuth (Degs)	Height (cm)	Polarity
1	* 2.4835	60.61	Pk	32.2	-35.6	57.21	-	-	74	-16.79	15	129	H
2	* 2.483552	62.12	Pk	32.2	-35.6	58.72	-	-	74	-15.28	15	129	H
3	* 2.4835	47.4	RMS	32.2	-35.6	44	54	-10	-	-	15	129	H
4	* 2.483694	48.39	RMS	32.2	-35.6	44.99	54	-9.01	-	-	15	129	H

* - indicates frequency in CFR47 Pt 15 / IC RSS-Restricted Band
Pk - Peak detector
RMS - RMS detection

UL LLC.
47173 Benicia Street, Fremont, CA 94538; USA. TEL:(510) 319-4000 FAX:(510) 661-0888
This report shall not be reproduced except in full, without the written approval of UL LLC.

VERTICAL RESULT

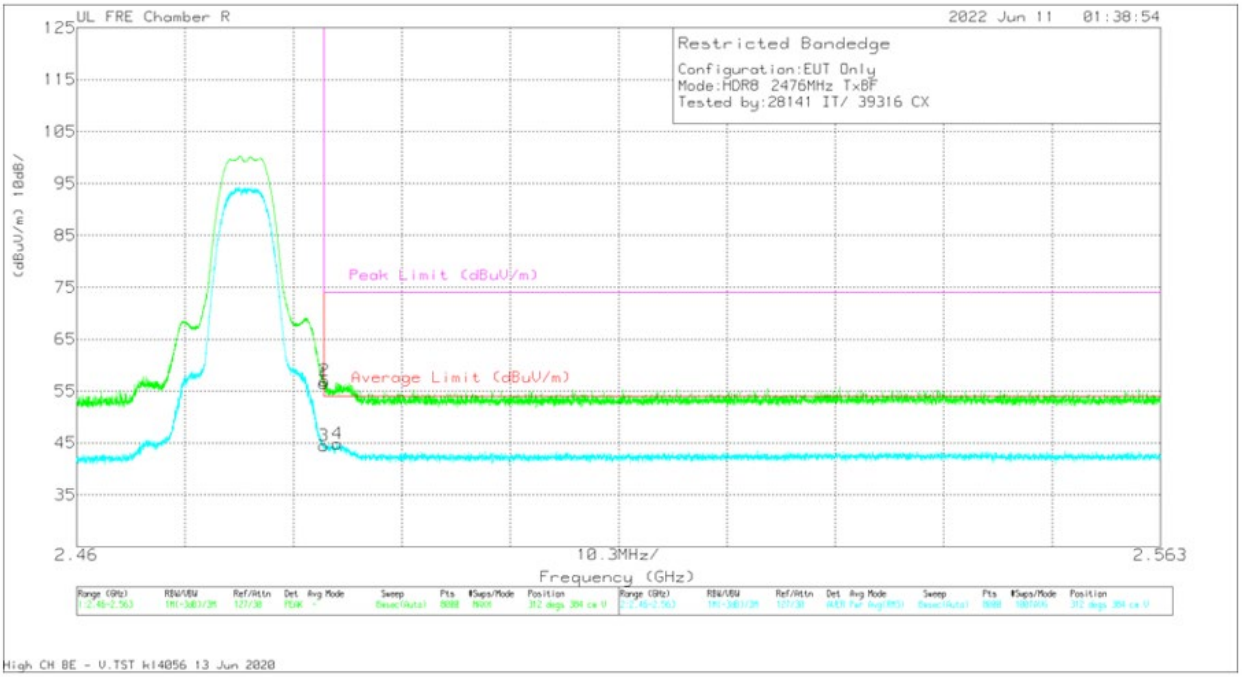

Marker	Frequency (GHz)	Meter Reading (dBuV)	Det	200785 ACF (dB)	Amp/Cbl/Fltr/Pad (dB)	Corrected Reading (dBuV/m)	Average Limit (dBuV/m)	Margin (dB)	Peak Limit (dBuV/m)	PK Margin (dB)	Azimuth (Degs)	Height (cm)	Polarity
1	* 2.4835	59.94	Pk	32.2	-35.6	56.54	-	-	74	-17.46	312	384	V
2	* 2.483539	60.45	Pk	32.2	-35.6	57.05	-	-	74	-16.95	312	384	V
3	* 2.4835	47.85	RMS	32.2	-35.6	44.45	54	-9.55	-	-	312	384	V
4	* 2.484788	48.11	RMS	32.2	-35.5	44.81	54	-9.19	-	-	312	384	V

* - indicates frequency in CFR47 Pt 15 / IC RSS-Restricted Band
Pk - Peak detector
RMS - RMS detection

UL LLC.
47173 Benicia Street, Fremont, CA 94538; USA. TEL:(510) 319-4000 FAX:(510) 661-0888
This report shall not be reproduced except in full, without the written approval of UL LLC.

10.2.9. HARMONICS AND SPURIOUS EMISSIONS

LOW CHANNEL RESULTS

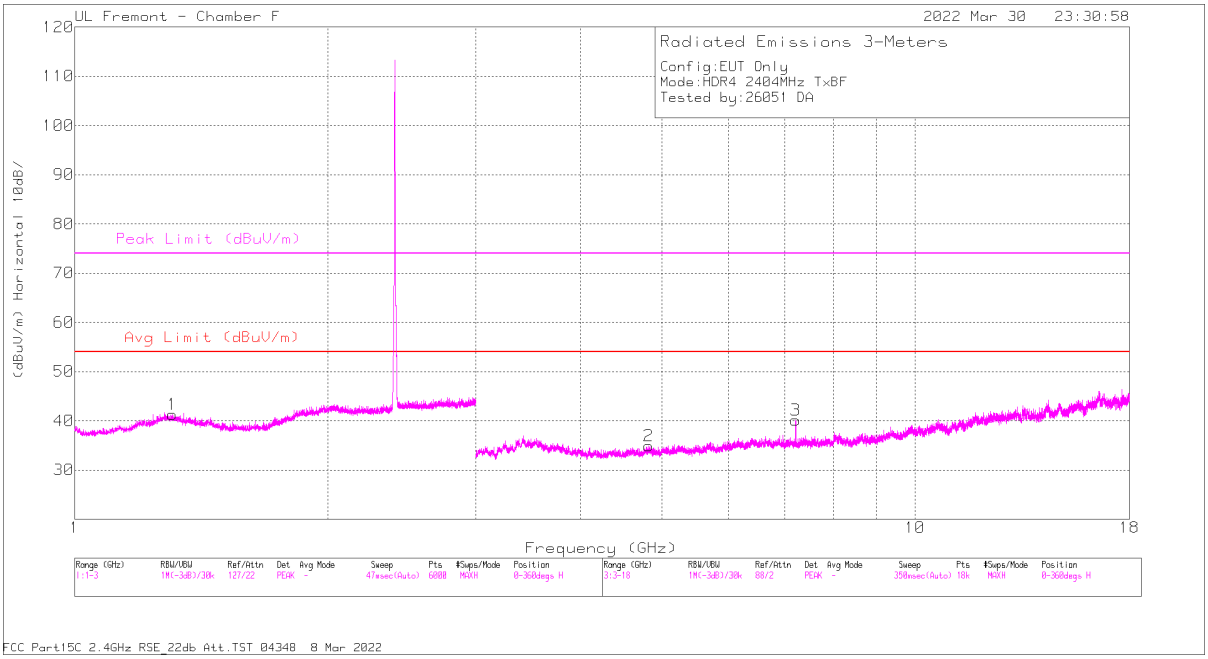

HORIZONTAL

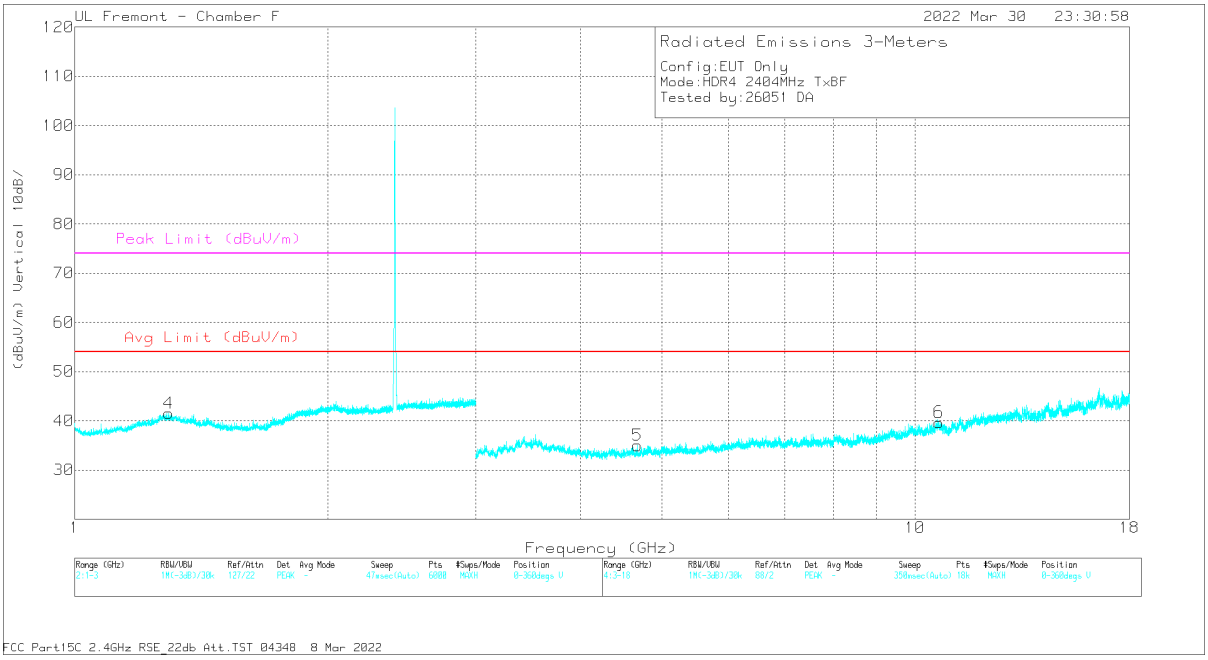

VERTICAL

UL LLC.
47173 Benicia Street, Fremont, CA 94538; USA. TEL:(510) 319-4000 FAX:(510) 661-0888

This report shall not be reproduced except in full, without the written approval of UL LLC.

RADIATED EMISSIONS

Marker	Frequency (GHz)	Meter Reading (dBuV)	Det	AF T120 (dB/m)	Amp/Cbl/Fltr/Pad (dB)	Corrected Reading (dBuV/m)	Avg Limit (dBuV/m)	Margin (dB)	Peak Limit (dBuV/m)	PK Margin (dB)	Azimuth (Degs)	Height (cm)	Polarity
1	* 1.307651	59.87	PK2	30.1	-39.1	50.87	-	-	74	-23.13	323	113	H
	* 1.304907	48.33	MAv1	30.1	-39	39.43	54	-14.57	-	-	323	113	H
4	* 1.291405	59.6	PK2	30.4	-39.1	50.9	-	-	74	-23.1	283	139	V
	* 1.292703	48.21	MAv1	30.4	-39.1	39.51	54	-14.49	-	-	283	139	V
2	* 4.82315	57.46	PK2	34.2	-47.4	44.26	-	-	74	-29.74	228	133	H
	* 4.820873	45.99	MAv1	34.2	-47.3	32.89	54	-21.11	-	-	228	133	H
3	7.211304	63.32	PK2	35.6	-45.6	53.32	-	-	-	-	151	101	H
	7.211284	55.56	MAv1	35.6	-45.6	45.56	-	-	-	-	151	101	H
5	* 4.670738	57.48	PK2	34.2	-47.2	44.48	-	-	74	-29.52	186	145	V
	* 4.67121	45.54	MAv1	34.2	-47.3	32.44	54	-21.56	-	-	186	145	V
6	* 10.67207	56.17	PK2	37.9	-44.7	49.37	-	-	74	-24.63	245	128	V
	* 10.67210	44.75	MAv1	37.9	-44.7	37.95	54	-16.05	-	-	245	128	V

* - indicates frequency in CFR47 Pt 15 / IC RSS-Restricted Band
PK2 - KDB558074 Method: Maximum Peak
MAv1 - KDB558074 Option 1 Maximum RMS Average

UL LLC.
47173 Benicia Street, Fremont, CA 94538; USA. TEL:(510) 319-4000 FAX:(510) 661-0888
This report shall not be reproduced except in full, without the written approval of UL LLC.

MID CHANNEL RESULTS

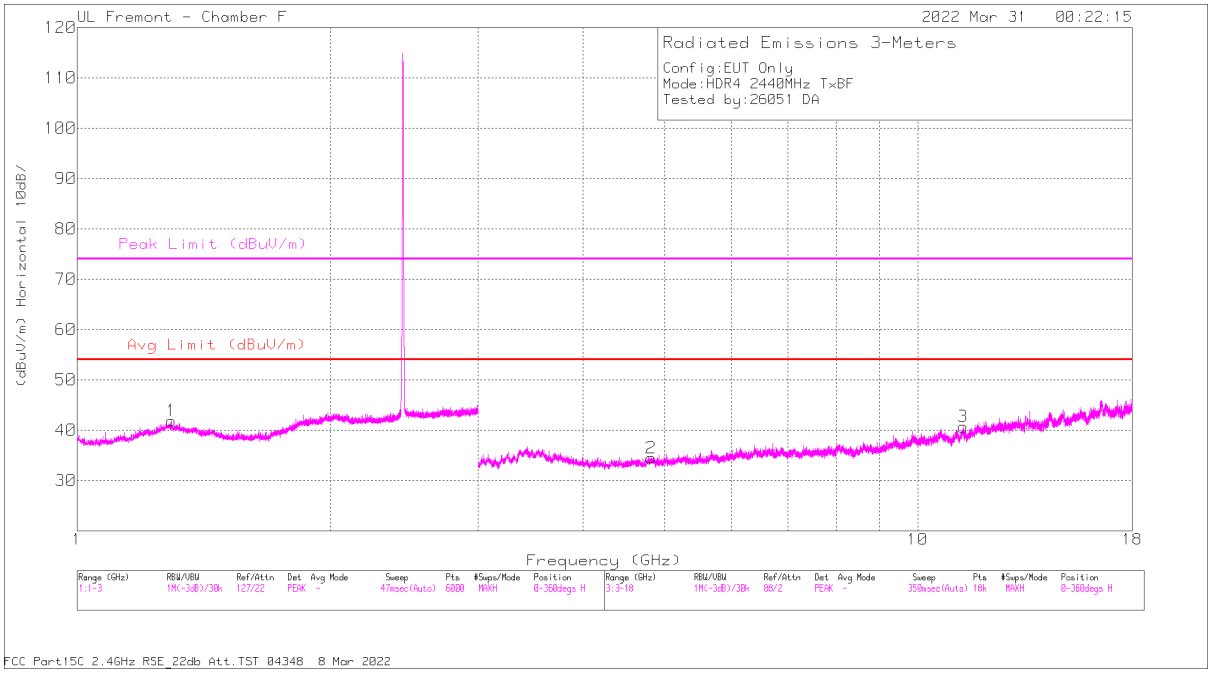

HORIZONTAL

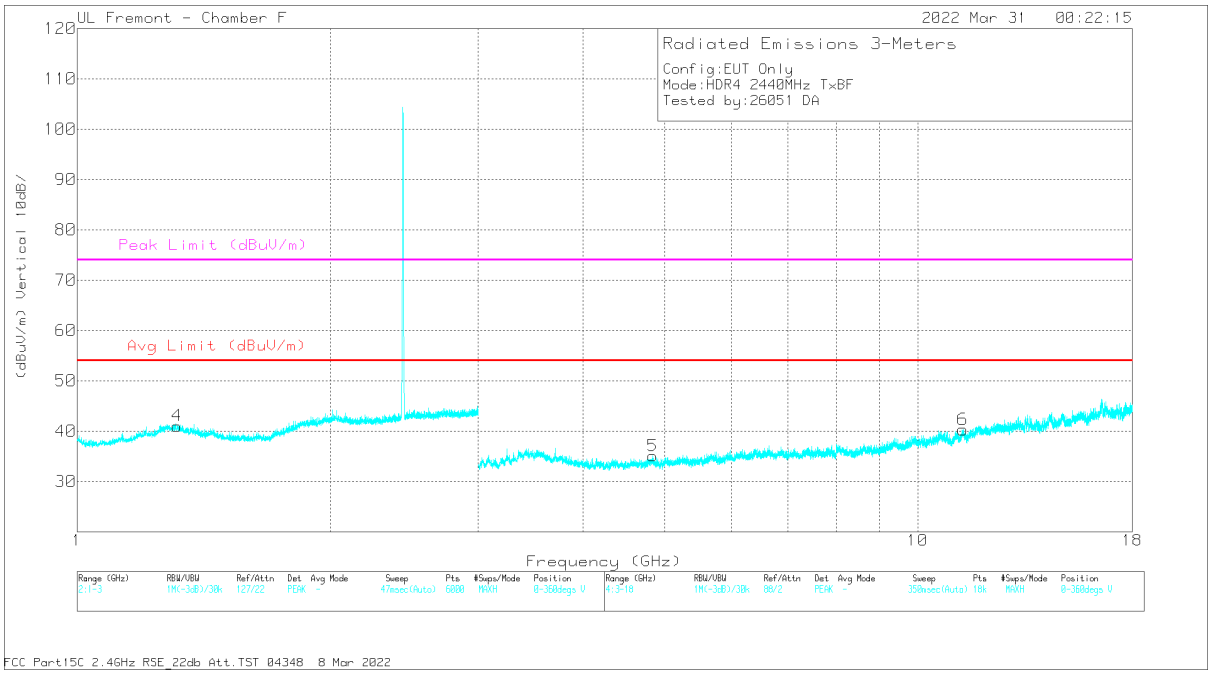

VERTICAL

UL LLC.
47173 Benicia Street, Fremont, CA 94538; USA. TEL:(510) 319-4000 FAX:(510) 661-0888

This report shall not be reproduced except in full, without the written approval of UL LLC.

RADIATED EMISSIONS

Marker	Frequency (GHz)	Meter Reading (dBuV)	Det	AF T120 (dB/m)	Amp/Cbl/Fltr/Pad (dB)	Corrected Reading (dBuV/m)	Avg Limit (dBuV/m)	Margin (dB)	Peak Limit (dBuV/m)	PK Margin (dB)	Azimuth (Degs)	Height (cm)	Polarity
1	* 1.293541	60.17	PK2	30.4	-39.1	51.47	-	-	74	-22.53	340	109	H
	* 1.292781	48.04	MAv1	30.4	-39.1	39.34	54	-14.66	-	-	340	109	H
4	* 1.315119	59.97	PK2	30.1	-39	51.07	-	-	74	-22.93	301	166	V
	* 1.315178	48.38	MAv1	30.1	-39	39.48	54	-14.52	-	-	301	166	V
2	* 4.817321	57.71	PK2	34.2	-47.2	44.71	-	-	74	-29.29	279	106	H
	* 4.815807	46.02	MAv1	34.2	-47.3	32.92	54	-21.08	-	-	279	106	H
3	* 11.32638	56.44	PK2	38.2	-44	50.64	-	-	74	-23.36	234	123	H
	* 11.32266	44.96	MAv1	38.1	-44.2	38.86	54	-15.14	-	-	234	123	H
5	* 4.838276	57.99	PK2	34.2	-47	45.19	-	-	74	-28.81	197	164	V
	* 4.839328	45.83	MAv1	34.2	-47.1	32.93	54	-21.07	-	-	197	164	V
6	* 11.31831	56.35	PK2	38.1	-44.2	50.25	-	-	74	-23.75	117	242	V
	* 11.31764	44.75	MAv1	38.1	-44.2	38.65	54	-15.35	-	-	117	242	V

* - indicates frequency in CFR47 Pt 15 / IC RSS-Restricted Band
PK2 - KDB558074 Method: Maximum Peak
MAv1 - KDB558074 Option 1 Maximum RMS Average

UL LLC.
47173 Benicia Street, Fremont, CA 94538; USA. TEL:(510) 319-4000 FAX:(510) 661-0888
This report shall not be reproduced except in full, without the written approval of UL LLC.

HIGH CHANNEL RESULTS

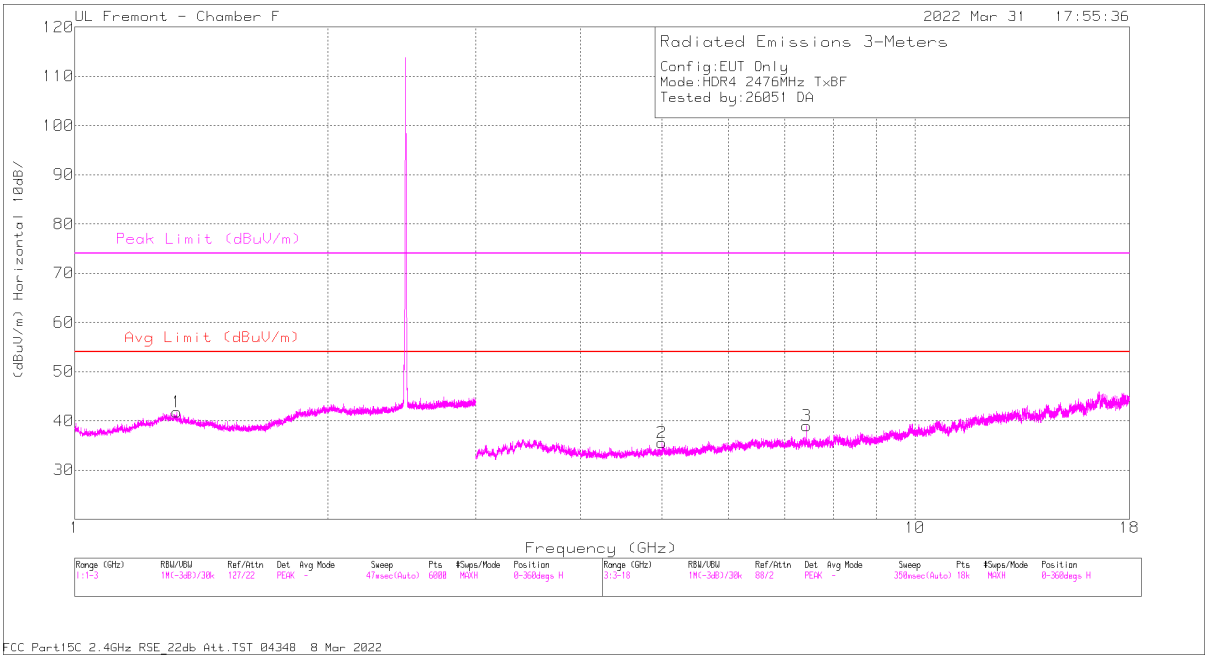

HORIZONTAL

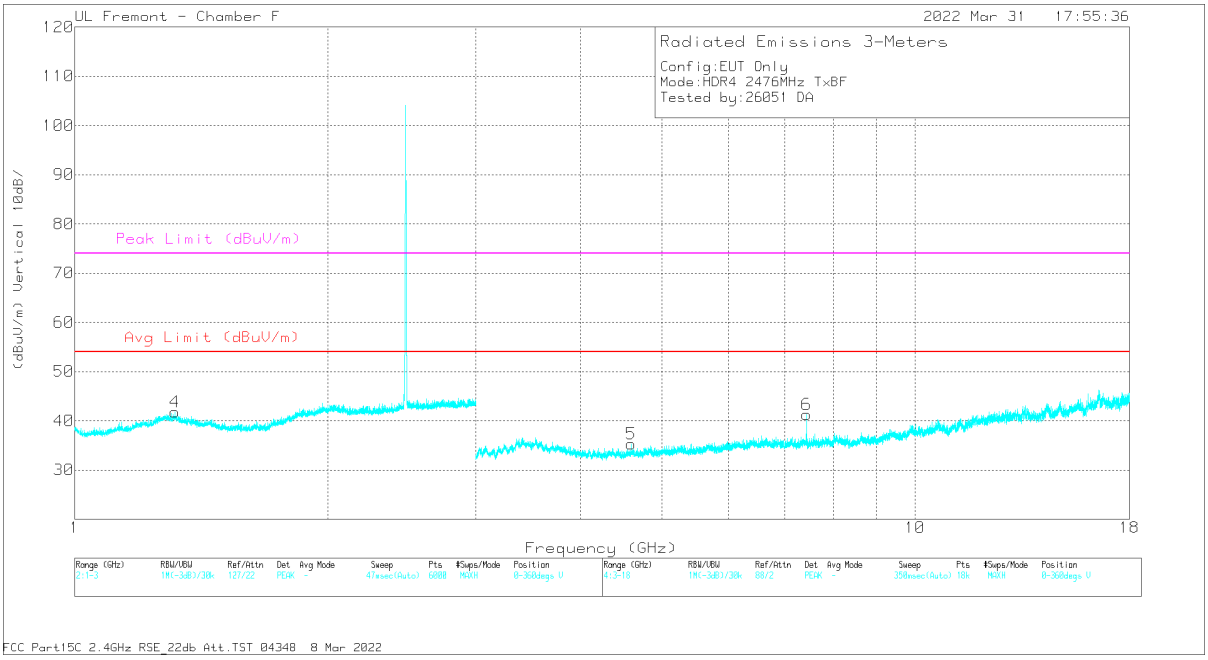

VERTICAL

UL LLC.
47173 Benicia Street, Fremont, CA 94538; USA. TEL:(510) 319-4000 FAX:(510) 661-0888

This report shall not be reproduced except in full, without the written approval of UL LLC.

RADIATED EMISSIONS

Marker	Frequency (GHz)	Meter Reading (dBuV)	Det	AF T120 (dB/m)	Amp/Cbl/Fltr/Pad (dB)	Corrected Reading (dBuV/m)	Avg Limit (dBuV/m)	Margin (dB)	Peak Limit (dBuV/m)	PK Margin (dB)	Azimuth (Degs)	Height (cm)	Polarity
1	* 1.321868	60.16	PK2	29.8	-39	50.96	-	-	74	-23.04	335	198	H
	* 1.321824	48.38	MAv1	29.8	-39	39.18	54	-14.82	-	-	335	198	H
4	* 1.316593	60.18	PK2	30	-39	51.18	-	-	74	-22.82	291	245	V
	* 1.316448	48.28	MAv1	30	-39	39.28	54	-14.72	-	-	291	245	V
2	* 4.997609	57.1	PK2	34.1	-47.2	44	-	-	74	-30	210	205	H
	* 4.998959	45.64	MAv1	34.1	-47.1	32.64	54	-21.36	-	-	210	205	H
3	* 7.427023	55.99	PK2	35.7	-45.4	46.29	-	-	74	-27.71	119	129	H
	* 7.423806	44.06	MAv1	35.7	-45.2	34.56	54	-19.44	-	-	119	129	H
5	* 4.59305	57.52	PK2	34	-47.5	44.02	-	-	74	-29.98	166	181	V
	* 4.5914	45.96	MAv1	34	-47.5	32.46	54	-21.54	-	-	166	181	V
6	* 7.427628	55.98	PK2	35.7	-45.4	46.28	-	-	74	-27.72	309	112	V
	* 7.427099	44.82	MAv1	35.7	-45.4	35.12	54	-18.88	-	-	309	112	V

* - indicates frequency in CFR47 Pt 15 / IC RSS-Restricted Band
PK2 - KDB558074 Method: Maximum Peak
MAv1 - KDB558074 Option 1 Maximum RMS Average

UL LLC.
47173 Benicia Street, Fremont, CA 94538; USA. TEL:(510) 319-4000 FAX:(510) 661-0888
This report shall not be reproduced except in full, without the written approval of UL LLC.

10.3. WORST CASE BELOW 1 GHz

SPURIOUS EMISSIONS 30 TO 1000 MHz (WORST-CASE CONFIGURATION)

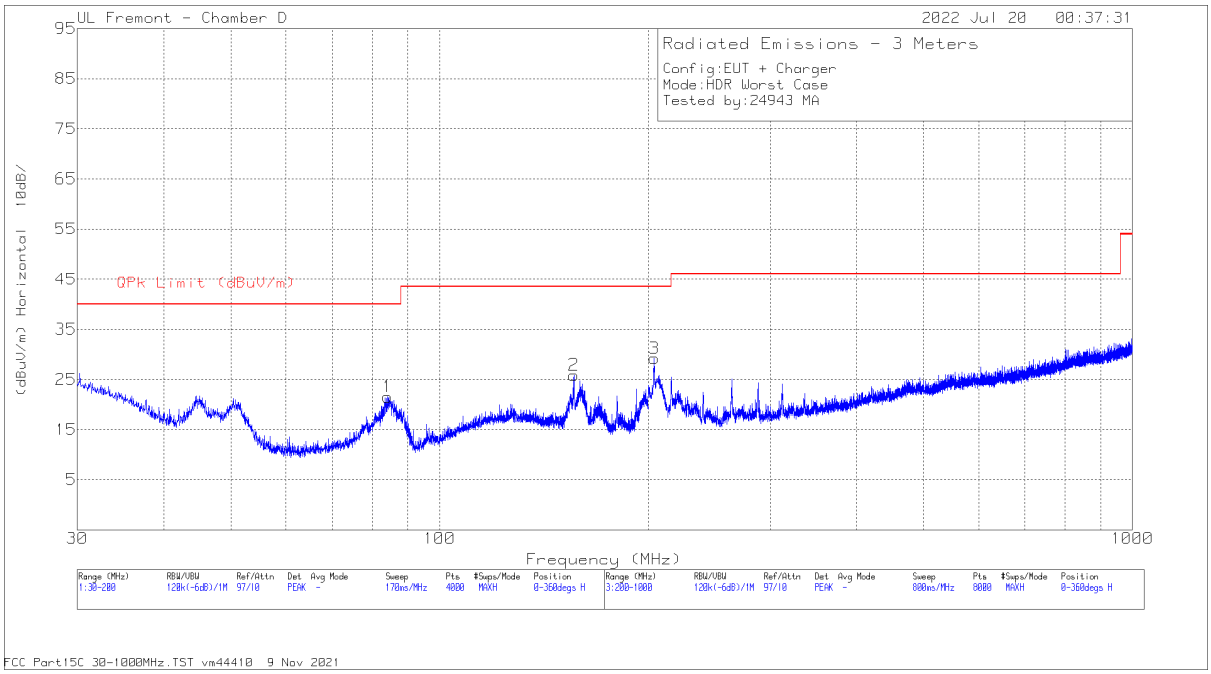

HORIZONTAL

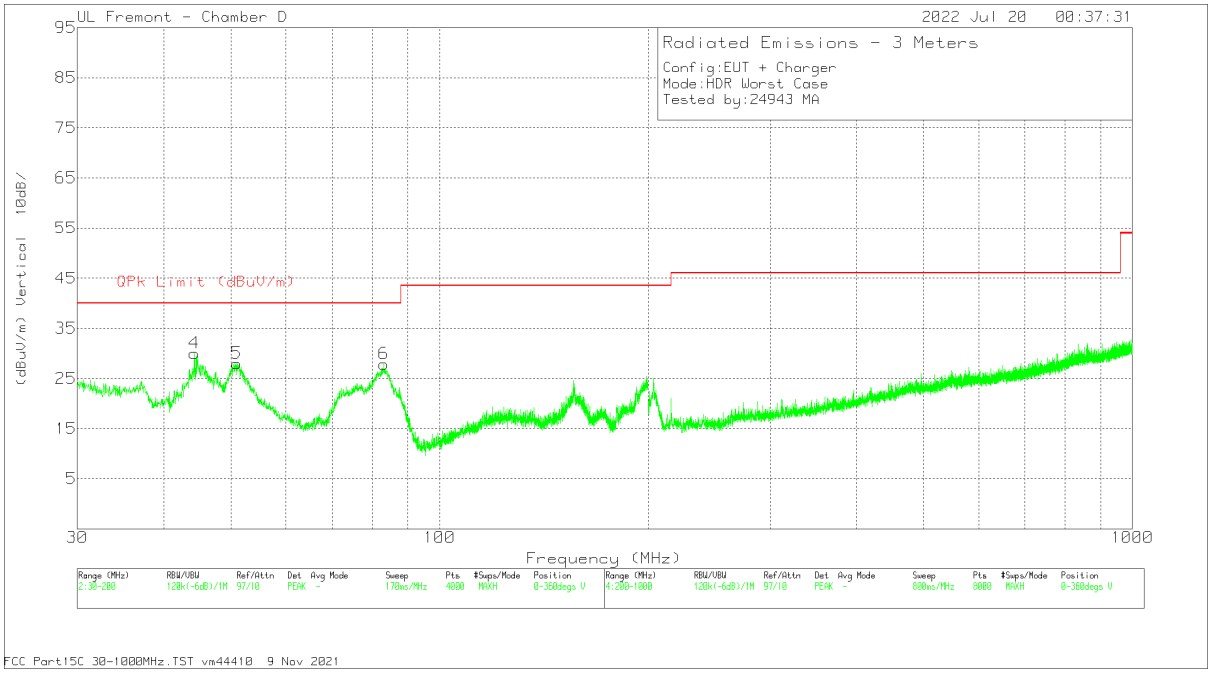

VERTICAL

UL LLC.
47173 Benicia Street, Fremont, CA 94538; USA. TEL:(510) 319-4000 FAX:(510) 661-0888

This report shall not be reproduced except in full, without the written approval of UL LLC.

Below 1GHz Data

Marker	Frequency (MHz)	Meter Reading (dBuV)	Det	AF 80293 (dB/m)	Amp/Cbl (dB)	Corrected Reading (dBuV/m)	QPk Limit (dBuV/m)	Margin (dB)	Azimuth (Degs)	Height (cm)	Polarity
4	44.2837	44.14	Pk	17.4	-31.5	30.04	40	-9.96	0-360	100	V
	44.5035	37.6	Qp	17.3	-31.5	23.4	40	-16.6	62	134	V
5	51.0004	45.22	Pk	14.2	-31.4	28.02	40	-11.98	0-360	100	V
6	83.0537	45.31	Pk	13.7	-31.1	27.91	40	-12.09	0-360	100	V
1	84.2015	39.04	Pk	13.6	-31.1	21.54	40	-18.46	0-360	299	H
2	156.3	37.77	Pk	18.6	-30.5	25.87	43.52	-17.65	0-360	99	H
3	204.201	40.91	Pk	18.4	-30.1	29.21	43.52	-14.31	0-360	199	H

Pk - Peak detector
Qp - Quasi-Peak detector

UL LLC.
47173 Benicia Street, Fremont, CA 94538; USA. TEL:(510) 319-4000 FAX:(510) 661-0888
This report shall not be reproduced except in full, without the written approval of UL LLC.

10.4. WORST CASE 18-26 GHz

SPURIOUS EMISSIONS 18-26 GHz (WORST-CASE CONFIGURATION)

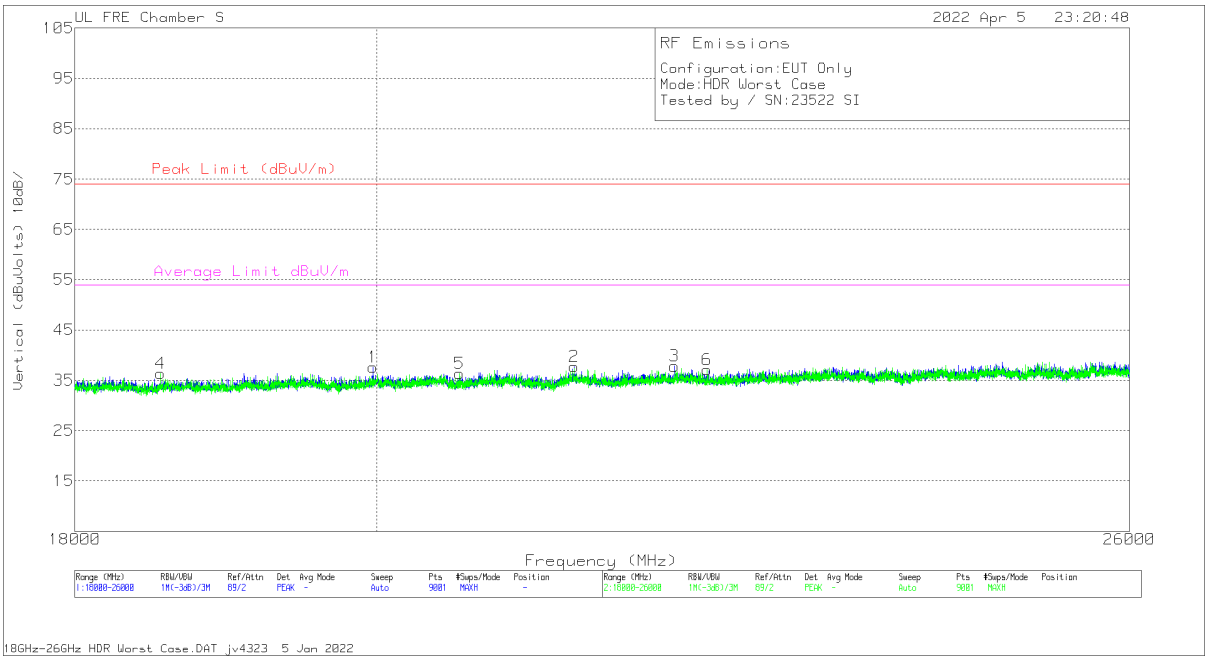

HORIZONTAL & VERTICAL

18 – 26GHz DATA

Marker	Frequency (MHz)	Meter Reading (dBuV)	Det	AF 81139 (dB/m)	Amp/Cbl (dB)	Dist Corr (dB)	Corrected Reading (dBuV/m)	Peak Limit (dBuV/m)	PK Margin (dB)	Average Limit dBuV/m	Margin (dB)
4	18547.556	71.9	Pk	33	-59	-9.5	36.4	74	-37.6	54	-16.86
5	20585.778	69.29	Pk	33.8	-57.2	-9.5	36.39	74	-37.61	54	-17.6
6	22440.001	70.14	Pk	34.2	-57.7	-9.5	37.14	74	-36.86	54	-17.61
1	19970.667	70.26	Pk	33.7	-56.9	-9.5	37.56	74	-36.44	54	-16.44
2	21424.889	70.31	Pk	33.8	-56.9	-9.5	37.71	74	-36.29	54	-16.29
3	22186.667	70.5	Pk	34.2	-57.4	-9.5	37.8	74	-36.2	54	-16.2

Pk - Peak detector

UL LLC.
47173 Benicia Street, Fremont, CA 94538; USA. TEL:(510) 319-4000 FAX:(510) 661-0888
This report shall not be reproduced except in full, without the written approval of UL LLC.

11. AC POWER LINE CONDUCTED EMISSIONS

LIMITS

FCC §15.207 (a)

RSS-Gen 8.8

Frequency of Emission (MHz)	Conducted Limit (dBµV)	
	Quasi-peak	Average
0.15-0.5	66 to 56 *	56 to 46 *
0.5-5	56	46
5-30	60	50

*Decreases with the logarithm of the frequency.

TEST PROCEDURE

The EUT is placed on a non-conducting table 40 cm from the vertical ground plane and 80 cm above the horizontal ground plane. The EUT is configured in accordance with ANSI C63.10.

The receiver is set to a resolution bandwidth of 9 kHz. Peak detection is used unless otherwise noted as quasi-peak or average.

Line conducted data is recorded for both NEUTRAL and HOT lines.

RESULTS

UL LLC.
47173 Benicia Street, Fremont, CA 94538; USA. TEL:(510) 319-4000 FAX:(510) 661-0888
This report shall not be reproduced except in full, without the written approval of UL LLC.

11.1. AC Power Line With AC/DC Adapter

LINE 1 RESULTS

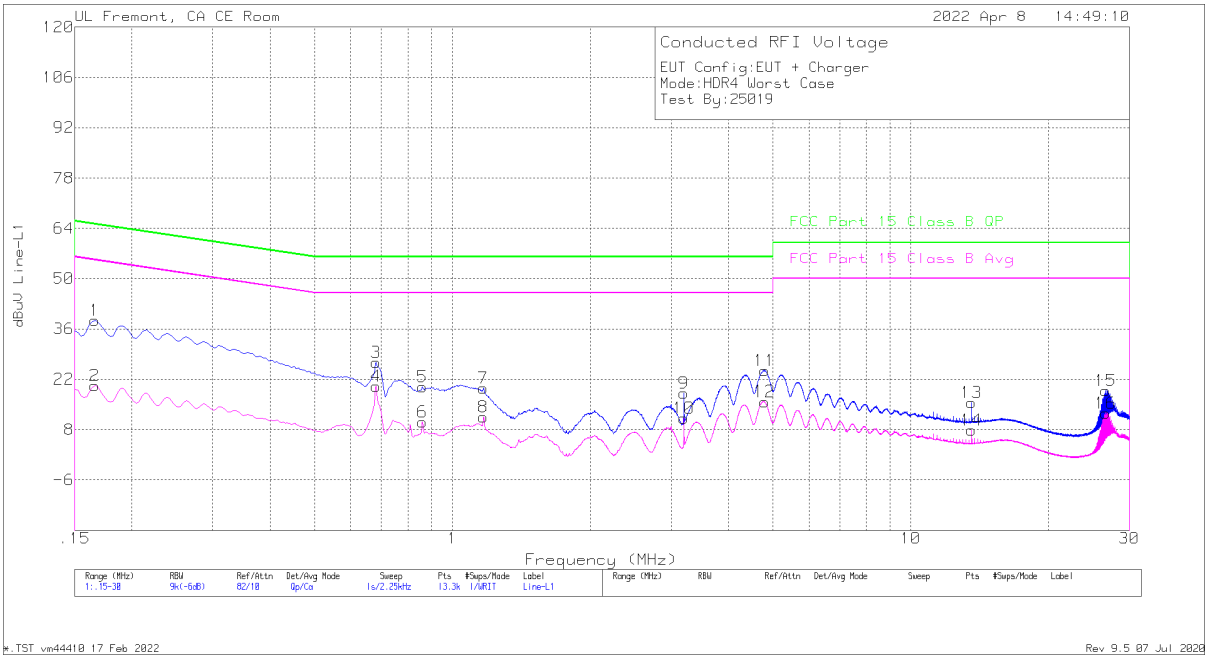

Range 1: Line-L1 .15 - 30MHz											
Marker	Frequency (MHz)	Meter Reading (dBuV)	Det	175765 LISN L1 (dB)	C1&C3 cable (dB)	TekBox Limiter TBFL1 Model 207 (dB)	Corrected Reading dBuV	FCC Part 15 Class B QP dBuV	QP Margin (dB)	FCC Part 15 Class B Avg dBuV	Av(CISPR)Margin (dB)
1	.16575	28.81	Qp	.1	0	9.4	38.31	65.17	-26.86	-	-
2	.16575	10.8	Ca	.1	0	9.4	20.3	-	-	55.17	-34.87
3	.681	17.23	Qp	0	.1	9.3	26.63	56	-29.37	-	-
4	.681	10.65	Ca	0	.1	9.3	20.05	-	-	46	-25.95
5	.861	10.51	Qp	0	.1	9.3	19.91	56	-36.09	-	-
6	.861	.66	Ca	0	.1	9.3	10.06	-	-	46	-35.94
7	1.16925	10.11	Qp	0	.1	9.3	19.51	56	-36.49	-	-
8	1.16925	2.16	Ca	0	.1	9.3	11.56	-	-	46	-34.44
9	3.19875	8.81	Qp	0	.1	9.3	18.21	56	-37.79	-	-
10	3.19875	1.7	Ca	0	.1	9.3	11.1	-	-	46	-34.9
11	4.79625	15.04	Qp	0	.1	9.3	24.44	56	-31.56	-	-
12	4.79625	6.39	Ca	0	.1	9.3	15.79	-	-	46	-30.21
13	13.56	6	Qp	.1	.2	9.3	15.6	60	-44.4	-	-
14	13.56	-1.82	Ca	.1	.2	9.3	7.78	-	-	50	-42.22
15	26.61	9.03	Qp	.2	.3	9.3	18.83	60	-41.17	-	-
16	26.60775	2.81	Ca	.2	.3	9.3	12.61	-	-	50	-37.39

Qp - Quasi-Peak detector
Ca - CISPR average detection

UL LLC.
47173 Benicia Street, Fremont, CA 94538; USA. TEL:(510) 319-4000 FAX:(510) 661-0888
This report shall not be reproduced except in full, without the written approval of UL LLC.

LINE 2 RESULTS

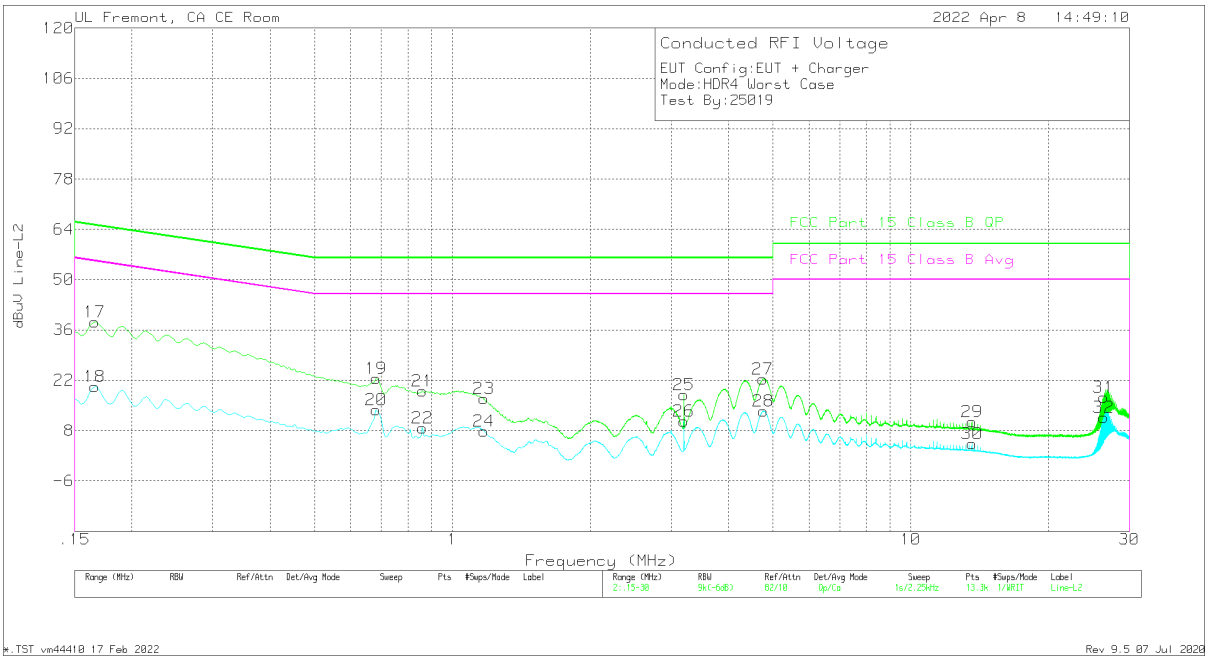

Range 2: Line-L2 .15 - 30MHz											
Marker	Frequency (MHz)	Meter Reading (dBuV)	Det	175765 LISN L1 (dB)	C1&C3 cable (dB)	TekBox Limiter TBFL1 Model 207 (dB)	Corrected Reading dBuV	FCC Part 15 Class B QP dBuV	QP Margin (dB)	FCC Part 15 Class B Avg dBuV	Av(CISPR)Margin (dB)
17	.16575	28.68	Qp	.1	0	9.4	38.18	65.17	-26.99	-	-
18	.16575	10.81	Ca	.1	0	9.4	20.31	-	-	55.17	-34.86
19	.681	13.15	Qp	0	.1	9.3	22.55	56	-33.45	-	-
20	.681	4.34	Ca	0	.1	9.3	13.74	-	-	46	-32.26
21	.861	9.68	Qp	0	.1	9.3	19.08	56	-36.92	-	-
22	.861	-.6	Ca	0	.1	9.3	8.8	-	-	46	-37.2
23	1.1715	7.46	Qp	0	.1	9.3	16.86	56	-39.14	-	-
24	1.1715	-1.53	Ca	0	.1	9.3	7.87	-	-	46	-38.13
25	3.19875	8.64	Qp	0	.1	9.3	18.04	56	-37.96	-	-
26	3.19875	1.31	Ca	0	.1	9.3	10.71	-	-	46	-35.29
27	4.76025	13.01	Qp	0	.1	9.3	22.41	56	-33.59	-	-
28	4.776	3.97	Ca	0	.1	9.3	13.37	-	-	46	-32.63
29	13.596	.94	Qp	.1	.2	9.3	10.54	60	-49.46	-	-
30	13.596	-5.22	Ca	.1	.2	9.3	4.38	-	-	50	-45.62
31	26.38275	7.52	Qp	.2	.3	9.3	17.32	60	-42.68	-	-
32	26.38275	1.85	Ca	.2	.3	9.3	11.65	-	-	50	-38.35

Qp - Quasi-Peak detector
Ca - CISPR average detection

UL LLC.
47173 Benicia Street, Fremont, CA 94538; USA. TEL:(510) 319-4000 FAX:(510) 661-0888
This report shall not be reproduced except in full, without the written approval of UL LLC.

11.2. AC Power Line With Laptop

LINE 1 RESULTS

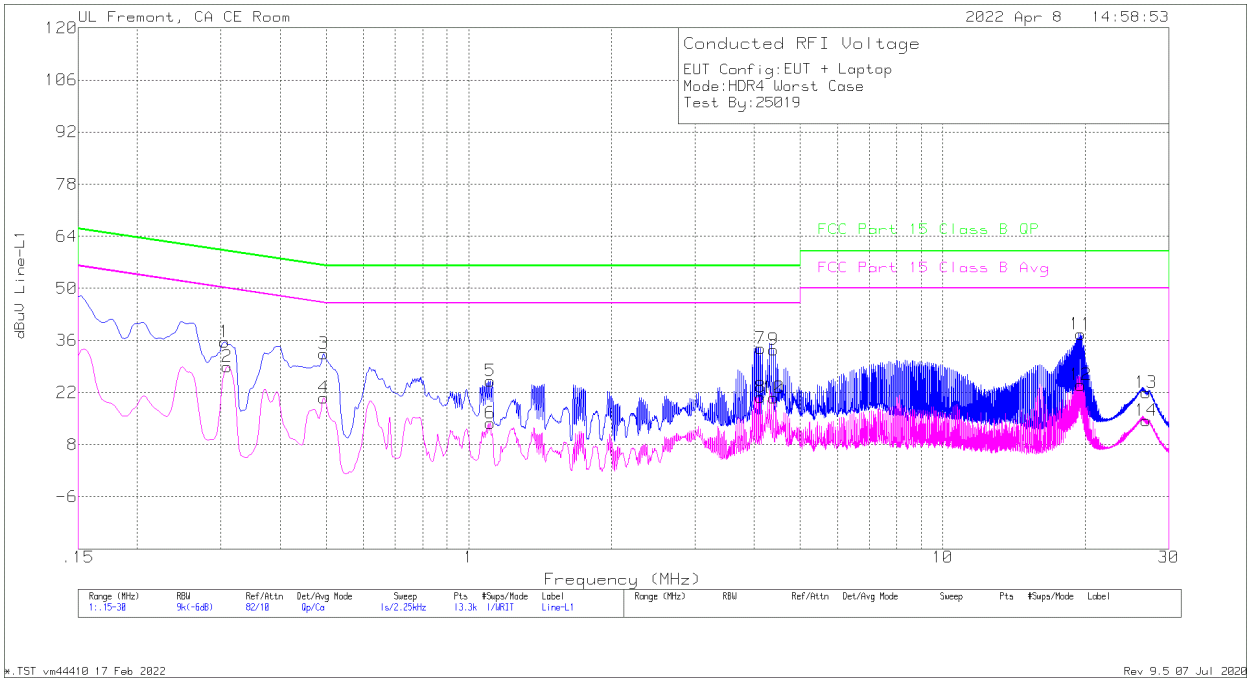

Range 1: Line-L1 .15 - 30MHz											
Marker	Frequency (MHz)	Meter Reading (dBuV)	Det	175765 LISN L1 (dB)	C1&C3 cable (dB)	TekBox Limiter TBFL1 Model 207 (dB)	Corrected Reading dBuV	FCC Part 15 Class B QP dBuV	QP Margin (dB)	FCC Part 15 Class B Avg dBuV	Av(CISPR)Margin (dB)
1	.30525	26.36	Qp	0	0	9.3	35.66	60.1	-24.44	-	-
2	.30975	19.67	Ca	0	0	9.3	28.97	-	-	49.98	-21.01
3	.49425	23.08	Qp	0	0	9.3	32.38	56.1	-23.72	-	-
4	.49425	11.33	Ca	0	0	9.3	20.63	-	-	46.1	-25.47
5	1.11075	15.76	Qp	0	.1	9.3	25.16	56	-30.84	-	-
6	1.11075	4.33	Ca	0	.1	9.3	13.73	-	-	46	-32.27
7	4.1235	24.46	Qp	0	.1	9.3	33.86	56	-22.14	-	-
8	4.1235	11.41	Ca	0	.1	9.3	20.81	-	-	46	-25.19
9	4.39575	24.17	Qp	0	.1	9.3	33.57	56	-22.43	-	-
10	4.39575	11.23	Ca	0	.1	9.3	20.63	-	-	46	-25.37
11	19.527	28.04	Qp	.1	.2	9.3	37.64	60	-22.36	-	-
12	19.527	14.4	Ca	.1	.2	9.3	24	-	-	50	-26
13	26.87325	12.14	Qp	.2	.3	9.4	22.04	60	-37.96	-	-
14	26.87325	4.57	Ca	.2	.3	9.4	14.47	-	-	50	-35.53

Qp - Quasi-Peak detector
Ca - CISPR average detection

UL LLC.
47173 Benicia Street, Fremont, CA 94538; USA. TEL:(510) 319-4000 FAX:(510) 661-0888
This report shall not be reproduced except in full, without the written approval of UL LLC.

LINE 2 RESULTS

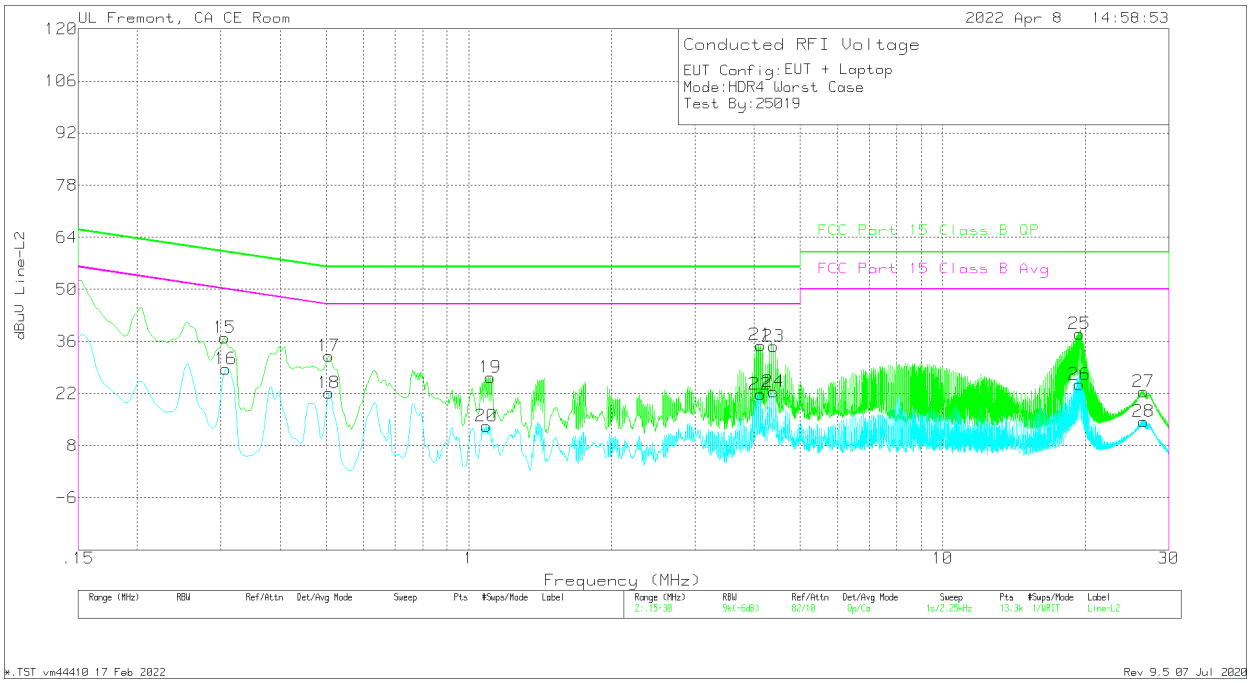

Range 2: Line-L2 .15 - 30MHz											
Marker	Frequency (MHz)	Meter Reading (dBuV)	Det	175765 LISN L1 (dB)	C1&C3 cable (dB)	TekBox Limiter TBFL1 Model 207 (dB)	Corrected Reading dBuV	FCC Part 15 Class B QP dBuV	QP Margin (dB)	FCC Part 15 Class B Avg dBuV	Av(CISPR)Margin (dB)
15	.30525	27.62	Qp	0	0	9.3	36.92	60.1	-23.18	-	-
16	.3075	19.29	Ca	0	0	9.3	28.59	-	-	50.04	-21.45
17	.50775	22.83	Qp	0	0	9.3	32.13	56	-23.87	-	-
18	.50775	12.82	Ca	0	0	9.3	22.12	-	-	46	-23.88
19	1.11075	16.92	Qp	0	.1	9.3	26.32	56	-29.68	-	-
20	1.08825	3.82	Ca	0	.1	9.3	13.22	-	-	46	-32.78
21	4.12125	25.59	Qp	0	.1	9.3	34.99	56	-21.01	-	-
22	4.12125	12.4	Ca	0	.1	9.3	21.8	-	-	46	-24.2
23	4.39575	25.31	Qp	0	.1	9.3	34.71	56	-21.29	-	-
24	4.39575	13.08	Ca	0	.1	9.3	22.48	-	-	46	-23.52
25	19.43025	28.45	Qp	.1	.2	9.3	38.05	60	-21.95	-	-
26	19.4325	14.86	Ca	.1	.2	9.3	24.46	-	-	50	-25.54
27	26.5335	12.73	Qp	.2	.3	9.3	22.53	60	-37.47	-	-
28	26.53125	4.76	Ca	.2	.3	9.3	14.56	-	-	50	-35.44

Qp - Quasi-Peak detector
Ca - CISPR average detection

UL LLC.
47173 Benicia Street, Fremont, CA 94538; USA. TEL:(510) 319-4000 FAX:(510) 661-0888
This report shall not be reproduced except in full, without the written approval of UL LLC.

12. SETUP PHOTOS

Please refer to 14040868-EP1V1 for setup photos

END OF TEST REPORT

UL LLC.
47173 Benicia Street, Fremont, CA 94538; USA. TEL:(510) 319-4000 FAX:(510) 661-0888

This report shall not be reproduced except in full, without the written approval of UL LLC.